

The background of the entire page is a close-up, slightly blurred image of a New York Islanders hockey jersey. The jersey is primarily blue with orange and white accents. A large white number '17' is visible on the chest. The word 'ISLANDERS' is printed in orange on the lower part of the jersey. The overall lighting is dramatic, with deep blues and bright oranges.

NEW YORK ISLANDERS
MEDIA GUIDE
2023-24

2023-24
SEASON



MEDIA GUIDE



NEW YORK
ISLANDERS



2023-24 SEASON SCHEDULE

OCTOBER 2023

SUN	MON	TUE	WED	THU	FRI	SAT
1	2	3	4	5	6	7
8	9	10	11	12	13	14
15	16	17	18	19	20	21
22	23	24	25	26	27	28
29	30	31				

NOVEMBER 2023

SUN	MON	TUE	WED	THU	FRI	SAT
				1	2	3
5	6	7	8	9	10	11
12	13	14	15	16	17	18
19	20	21	22	23	24	25
26	27	28	29	30		

DECEMBER 2023

SUN	MON	TUE	WED	THU	FRI	SAT
					1	2
3	4	5	6	7	8	9
10	11	12	13	14	15	16
17	18	19	20	21	22	23
24	25	26	27	28	29	30
31						

JANUARY 2024

SUN	MON	TUE	WED	THU	FRI	SAT
	1	2	3	4	5	6
7	8	9	10	11	12	13
14	15	16	17	18	19	20
21	22	23	24	25	26	27
28	29	30	31			

FEBRUARY 2024

SUN	MON	TUE	WED	THU	FRI	SAT
				1	2	3
4	5	6	7	8	9	10
11	12	13	14	15	16	17
18	19	20	21	22	23	24
25	26	27	28	29		

MARCH 2024

SUN	MON	TUE	WED	THU	FRI	SAT
					1	2
3	4	5	6	7	8	9
10	11	12	13	14	15	16
17	18	19	20	21	22	23
24	25	26	27	28	29	30
31						

APRIL 2024

SUN	MON	TUE	WED	THU	FRI	SAT
	1	2	3	4	5	6
7	8	9	10	11	12	13
14	15	16	17	18	19	20
21	22	23	24	25	26	27
28	29	30				

TV HOME OF THE
NEW YORK ISLANDERS



ALSO WATCH ON:



* Game times subject to change

HOME

AWAY

For New York Islanders ticket information, please call 888-NY-ISLES or visit [NewYorkIslanders.com/Tickets](https://www.newyorkislanders.com/tickets)

NEW YORK ISLANDERS

2023-24 MEDIA GUIDE

TABLE OF CONTENTS

MANAGEMENT & HOCKEY OPERATIONS	7
ROSTER	23
IN THE SYSTEM	71
2023 NHL DRAFT	105
2022-23 SEASON-IN-REVIEW	113
NHL OPPONENTS	119
IN THE PAST	183
RETIRED NUMBERS	311
STANLEY CUP PLAYOFFS	313
BRIDGEPORT ISLANDERS	337
MEDIA INFORMATION	357

EDITORS IN CHIEF

Kimber Auerbach
Jesse Eisenberg
Julia Winberg

CHIEF STATISTICIAN

Eric Hornick

CONTRIBUTORS

Michael Fornabaio
Alan Fuehring
Young Song

PHOTOGRAPHY

Bruce Bennett
Dennis DaSilva
Mike Stobe
Getty Images
National Hockey League
Bridgeport Islanders





UBS Arena

2023-24
SEASON



MEDIA GUIDE



NEW YORK
ISLANDERS

MANAGEMENT & HOCKEY OPERATIONS





EXECUTIVE DIRECTORY

ARENA

UBS Arena
2400 Hempstead Turnpike
Elmont, NY 11003

PRACTICE FACILITY

Northwell Health Ice Center
200 Merrick Ave
East Meadow, NY 11554
516-441-0770

OWNERSHIP and EXECUTIVE MANAGEMENT

Owner and Governor	Scott Malkin
Co-Owner and Alternate Governor	Jon Ledecky
Co-Owner	Dewey Shay
Co-Owner, Operating Partner, Alternate Governor	John Collins
President/General Manager, Alternate Governor	Lou Lamoriello
Alternate Governor	Art McCarthy

HOCKEY OPERATIONS

Assistant General Manager, GM of Bridgeport Islanders	Chris Lamoriello
Assistant General Manager	Steve Pellegrini
Manager of Hockey Operations	Joanne Holewa
Executive Assistant to the President/General Manager	Dina Passaro
Assistant to the President/General Manager	Kerry Gwydir
Head Coach	Lane Lambert
Assistant Coach	Doug Houda
Assistant Coach	John MacLean
Special Assignment Coach	Jacques Lemaire
Goaltending Coach	Piero Greco
Video Coordinator	Matt De Mado
Assistant Video Coordinator	Corey Smith
Director of Goaltending	Mitch Korn
Special Assignment Scout	David Conte
Director of Amateur Scouting	Trent Klatt
Director of European Scouting	Vellu Kautonen
Amateur Scouts	Jeremy Bachusz, Paul Carlow, Marek Hascak, Derrick Kemp, Jeff Napierala, Gates Orlando Juha Riihijarvi, Mario Saraceno
Director of Pro Scouting	Ken Morrow
Pro Scouts	Eric Boulton, Bob Hoffmeyer, Steve Kariya, Robert Ward
Director of European Pro/College Free Agent Scouting	Jim Paliafito
European Pro/College Free Agent Scouts	Greg Morrow
AHL Goaltending Coach/Player Development	Chris Terrier
Director of Analytics	Taran Singleton
Analytics	Frank Gardner, Kelly Keogh, Alex Martynov, Kyle Olson, Sai Tornambene
Director of Player Development	Eric Cairns
Player Development	Johnny Boychuk, Vladimir Malakhov, Rod Pelley, Marty Reasoner, Dennis Seidenberg
Director of Sports Performance	Sean Donellan
Strength & Conditioning Coach	Derrek Douglas
Head Athletic Trainer	Damien Hess
Assistant Athletic Trainer	Jody Green
Physical Therapist	Ray Chin
Massage Therapist	Jim Miccio
Head Equipment Manager	TBD
Assistant Equipment Manager	Leni DiCostanzo
Assistant Equipment Manager	Jason McGrath
Equipment Assistant	Chris Murphy
Team Nutritionist	Jenna Stranzi

ISLANDERS MEDICAL STAFF

Medical Director	Dr. Jay Weinstein
Head Team Orthopedist	Dr. Brian Neri
Team Physician	Dr. Elliot Pellman
Team Orthopedist	Dr. Steven Rokito
Team Dentist	Dr. Leonard Patella

ISLANDERS MEDIA RELATIONS / COMMUNICATIONS

Vice President of Communications	Kimber Auerbach
Senior Director of Team Services and Communications	Jesse D. Eisenberg
Communications Coordinator	Julia Winberg



SCOTT MALKIN

OWNER & GOVERNOR

Scott Malkin is the founder and Chairman of Value Retail, which has developed and operates The Bicester Collection, a portfolio of the top destinations for the luxury travelling consumer, serving Western Europe and China.

Belmont Park Village, located on the Belmont Park campus across from UBS Arena, will open in the summer of 2024 and will bring The Bicester Collection to the US.

Other projects associated with The Bicester Collection include The Seabird Resort and Mission Pacific Beach Resort (featuring chef Roberto Alcocer's Michelin starred Valle), both on the beach in Oceanside, California.

Scott's first project serving luxury and fashion brands was 2 Rodeo Drive in Beverly Hills, California. He grew up playing ice hockey in Connecticut, is a graduate of Harvard College, Law School and Business School, and has lived in London, England for most of his adult life.



JON LEDECKY

CO-OWNER & ALTERNATE GOVERNOR

Jon Ledecy is a private equity investor who has been the co-founder or initial investor in companies that have raised over \$20 billion in financing. Jon founded U.S. Office Products in 1994, and by 1997 the company had become the fastest entrant ever in the history of the Fortune 500 with annualized sales of nearly \$4 billion. U.S. Office Products owned Mail Boxes, Etc. (now the UPS Store) and several other brands that eventually became independent public and private companies.

Jon Ledecy's initial foray into professional sports ownership occurred in 1999 when, with partner Ted Leonsis, he bought the Washington Capitals of the National Hockey League

and an interest in the Washington Wizards of the National Basketball Association. Jon later sold his partnership interest and started a foundation that dedicated itself to the education of underprivileged children in Boston, New York and Washington. The foundation distributed millions of dollars to the building and upgrading of educational facilities.

Jon Ledecy is an honors graduate of Harvard College and also graduated from Harvard Business School. He was elected the Chief Marshal at Harvard in 2004, a singular honor bestowed on the 25th Reunion graduate by his classmates for accomplishing the "most for Harvard and society while achieving outstanding professional success." Mr. Ledecy received the prestigious National Capitol Boy Scouts Citizen of The Year Award in 1998, the youngest recipient to receive an honor bestowed previously on President Ronald Reagan and Colin Powell.


He has also been honored as the Anti-Defamation League Man of the Year and was the International Franchise Association's "Free Enterprise Award" winner. Mr. Ledecy was selected to serve as a Commissioner on the National Commission on Entrepreneurship. He has been a Board member of the U.S. Chamber of Commerce and served as a Trustee of both George Washington University Trustee and the U.S. Olympic Committee Foundation.

His niece, Katie Ledecy, won gold medals at the 2021 Summer Olympics in Tokyo in the 1500-meter freestyle and 800-meter freestyle, and silver medals in the 400-meter freestyle and 4X200-meter freestyle relay. In the 2016 Summer Olympics in Rio, she won gold medals in the 200-meter freestyle, the 400-meter freestyle, the 800-meter freestyle and the 4X200

freestyle relay. In 2012 in the London Olympics, she won the 800-meter freestyle gold medal at the age of 15. She owns the current world records in the 800, and 1500-meter freestyle swimming events and surpassed swimming great Michael Phelps for the most individual gold medals ever by a swimmer at the International Swimming World Championships in 2023.

Jon is a native of New York City and has lived in Brooklyn, Queens and Manhattan.





DEWEY K. SHAY

CO-OWNER

Dewey K. Shay has been CEO of Unison Infrastructure since 2003. Prior to Unison Dewey co-founded OneMain.com, a non-metro internet service provider sold to EarthLink in 2000. OneMain acquired 44 individual ISP's and aggregated 800,000 subscribers representing \$300mm in annual revenue.

Dewey began his career as a Corporate Finance and M&A investment banker with Morgan Stanley and Goldman Sachs. He currently serves on the Management Advisory Board for TowerBrook Capital Partners L.P., as a board member of Validity Finance, LLC and is an avid supporter of Cornell rowing.

He is a previous investor in the New York Mets baseball team. Dewey has a BA from Cornell University and an MBA from the Wharton School.



JOHN COLLINS


CO-OWNER, OPERATING PARTNER & ALTERNATE GOVERNOR

John Collins became the newest member of the Islanders ownership group in June 2023 when he was introduced as Operating Partner for the Club and its interest in UBS Arena by Scott Malkin. John joins us after more than three decades in the sports and entertainment industry.

Collins has been the Chief Operating Officer of the National Hockey League; President and Chief Executive Officer of the Cleveland Browns, a senior executive of the National Football League for fifteen seasons, and Chief Executive Officer of On Location Experiences. On Location is a private equity capitalized live event experiential business platform- launched in partnership with the NFL's 32 Owners- which Collins built from a \$35 million annual revenue business to one with more than \$700 million in annual revenues and partnerships across 150 sports right-holder events and 300 music tours and festivals in just four years. Endeavor purchased the company in January 2020.

More recently, Collins has been an investor and adviser to Super Group Holdings, a global digital gaming company, publicly traded on the New York Stock Exchange as of January 2022 following the company's merger with a \$450 million investment vehicle for which Collins helped raise the capital and served as Chief Executive Officer. Collins is also an early investor and adviser to TMRW Sports, the new golf entity founded by Tiger Woods, Rory McIlroy and Mike McCarley, and DroneUp, a leading last-mile drone delivery system.





LOU LAMORIELLO

PRESIDENT OF HOCKEY OPERATIONS AND GENERAL MANAGER

Lou Lamoriello was named the Islanders President of Hockey Operations on May 22, 2018. He assumed the role of General Manager on June 5, 2018. In the past five seasons, he has led the Islanders to a combined regular season record of 194-133-43 and a combined playoff record of 30-24.

In the 2020-21 season, Lamoriello moved into second place on the league's all-time list for most wins as an NHL General Manager with his 1,320th win and became one of just three NHL General Managers in league history to win 1,300 or more games. He earned his 1,400th career victory on March 21, 2023. His career record stands at 1,405-987-179-187 (2,756 GP). Lamoriello earned his 100th win with the Islanders on March 11, 2021 against New Jersey to become the fourth General Manager in league history to reach 100 or more wins with three different franchises.

During Lamoriello's tenure as President of Hockey Operations and General Manager, the Islanders have qualified for the Stanley Cup Playoffs in four of five seasons. In the 2021 Stanley Cup Playoffs, the Islanders went 11-8 and advanced to the Eastern Conference Final for the second straight season. Lamoriello sits in second place in league history in playoff series wins for a General Manager (33). He was named the winner of the Jim Gregory General Manager of the Year Award in back-to-back seasons with the Islanders (2019-20 and 2020-21).

A three-time Stanley Cup Champion as a General Manager, Lamoriello joined the Islanders after three seasons as General Manager of the Toronto Maple Leafs. Toronto posted 100-point seasons and qualified for the playoffs in each of Lamoriello's final two seasons with the club. The Maple Leafs compiled an overall regular-season record of 118-95-33 and a 5-8 playoff record during Lamoriello's tenure. Their AHL Affiliate, the Toronto Marlies, won the Calder Cup in 2018.

Lamoriello joined the New Jersey Devils as President and General Manager in 1987. Throughout his tenure in New Jersey, the Devils reached the Stanley Cup Playoffs 21 times, posted 13 100-point seasons, won nine division titles, reached the Stanley Cup Final five times and won the Stanley Cup in 1995, 2000 and 2003. The Devils also earned 13 consecutive post-season berths from 1997-2010.

Over the course of Lamoriello's tenure in New Jersey, the Devils posted a regular season record of 1,093-759-179-109 and a playoff record of 136-116. In 1995, New Jersey's American Hockey League affiliate, the Albany Devils, won the Calder Cup, marking the third time an NHL organization and their AHL franchise won both championships in the same season.

Through 27 postseason appearances, Lamoriello has compiled a lifetime Stanley Cup Playoffs record of 171-149 (320 GP). Lamoriello served as the Devils' Head Coach for 50 regular season games in 2005-06 (32-14-4) and the final three regular season games in 2006-07. The Devils qualified for the playoffs and reached the Eastern Conference Final in both seasons.

In 2009, Lamoriello received the highest honor in the sport of hockey as he was inducted into the Hockey Hall of Fame.

In addition to his responsibilities with the Devils, Lamoriello was named vice-chairman and CEO of the National Basketball Association's New Jersey Nets after the hockey team was purchased by YankeeNets. Following back-to-back appearances in the NBA Finals in 2002 and 2003, Lamoriello relinquished his posts with the Nets when YankeeNets sold the basketball franchise to an independent owner in 2004.

Internationally, Lamoriello served as the General Manager for Team USA at the World Cup of Hockey in 1996. Team USA won the inaugural tournament championship, defeating Team Canada in a best-of-three final. He also served as General Manager for Team USA at the 1998 Winter Olympics in Nagano, Japan. The Johnston, RI native was inducted into the U.S. Hockey Hall of Fame in 2012 and received the Lester Patrick Trophy in 1992 in recognition of his service to hockey in the United States. He was also a member of the Charter Class of inductees into the Rhode Island Hockey Hall of Fame in 2018.

Prior to his time in the NHL, Lamoriello spent two decades at Providence College, including 15 seasons as Head Coach of Providence College Men's Hockey. During his time behind the bench, the Friars posted a 248-179-13 record and qualified for 12 consecutive post-season tournament berths. During Lamoriello's last five years as Head Coach, Providence had more players drafted into the NHL after entering college than any other college team. He also served as the College's Athletic Director. Lamoriello was one of five founders of Hockey East Association and served as commissioner of the league from 1983-87. Since 1989, the winner of the Hockey East tournament has been awarded the Lou Lamoriello Trophy. Lamoriello was inducted into the Providence College Athletic Hall of Fame in 1982. He was awarded an honorary doctorate by Providence College on May 23, 2001.

As an athlete, he captained both the hockey and baseball teams at Providence. He later played baseball, coached and managed teams in the Cape Cod Baseball League and the Quebec Provincial League. His #14 jersey was retired by Providence College Men's Hockey on Feb. 10, 2017.

Lamoriello's numerous accolades include inductions into the Cape Cod Baseball League Hall of Fame in 2009, the National Italian American Sports Hall of Fame in 2012, the Rhode Island Heritage Hall of Fame in 2004, the LaSalle Academy Hall of Fame in 2004, the Sports Hall of Fame of New Jersey in 2002 and he was named the recipient of Unico National's Vincent T. Lombardi Trophy in 2000 for professional sports achievement. He has also served on the board of directors of the Yogi Berra Museum since 2006 and has been a member of the board of Yankee Global Enterprises since 2004.



CHRIS LAMORIELLO

**ASSISTANT GENERAL MANAGER
GENERAL MANAGER, BRIDGEPORT ISLANDERS**

Chris Lamoriello joined the Islanders in August 2016 as the Director of Player Personnel. He was promoted to Assistant General Manager prior to the 2017-18 season, and has served as the GM of the organization's AHL affiliate in Bridgeport.

Prior to joining the Islanders, the Providence, RI native served as the Senior Vice President of Hockey Operations for the New Jersey Devils and the General Manager of the Albany Devils (AHL) from 2001-2015. Lamoriello was a part of the Devils scouting staff since the start of the 1995-96 season, covering all levels of hockey throughout the United States, Canada and Europe.

During Lamoriello's tenure with New Jersey, the Devils posted twelve 100-point seasons, made the playoffs 14 times, reached the Stanley Cup Final four times and won two Stanley Cups (2000, 2003).

Lamoriello attended Providence College, where he earned his bachelor's degree in history in 1994. He played both hockey and baseball at Providence. Chris is the son of current President and General Manager Lou Lamoriello.



STEPHEN PELLEGRINI

ASSISTANT GENERAL MANAGER

Stephen Pellegrini was named Assistant General Manager of the New York Islanders on June 12, 2018.

Pellegrini joined the Islanders after working for the New Jersey Devils as the Vice President of Hockey Operations from 2006-2018. During Pellegrini's tenure in New Jersey, the Devils posted four 100-point seasons, made the playoffs six times and reached the Stanley Cup Final in 2012.

Prior to joining the Devils, Pellegrini spent eight seasons as Group Vice President of the NHL's Central Registry Department (1998-2006). There, he served on the league's CBA negotiating committee and assisted on CBA rules and regulation enforcement.

Pellegrini served as the Director of Hockey Administration from 1995 through 1998 for the Edmonton Oilers.

He earned his graduate degree in sports administration from Montreal's Concordia University in 1991. He received his undergraduate degree in history from King's University College at The University of Western Ontario.





LANE LAMBERT

HEAD COACH

Lane Lambert was named Head Coach of the New York Islanders on May 16, 2022. In his first season as Head Coach, he led the Islanders to a 42-31-9 record and qualified for the 2023 Stanley Cup Playoffs.

Lambert spent the previous four seasons as the Islanders Associate Coach from 2018-22. The Islanders made the Stanley Cup Playoffs in three of four seasons and reached the Eastern Conference Final in 2020 and 2021.

Prior to joining the Islanders, Lambert spent four seasons as an Assistant Coach with the Washington Capitals. Lambert was on Washington's staff that helped guide the Capitals to two consecutive Presidents' Trophies (2015-16 and 2016-17) and the franchise's first Stanley Cup Championship (2017-18).

Prior to joining the Capitals, Lambert spent three seasons as an Assistant Coach with the Nashville Predators. In his first season with the Predators in 2011-12, Nashville recorded the NHL's fifth-best record and advanced to the second round of the Stanley Cup Playoffs.

Lambert served as Head Coach of the Milwaukee Admirals of the American Hockey

League (AHL) from 2007-11. In addition to four straight Calder Cup playoff berths, Lambert helped the Admirals capture a pair of West Division titles and post the Western Conference's highest point total in 2010-11 (102 pts, 44-22-14 record).

Prior to joining the Admirals as an Assistant Coach in 2006-07, the Melfort, Saskatchewan, native spent one season as an Assistant Coach for the Bridgeport Sound Tigers, the Islanders' AHL affiliate. Lambert started his coaching career in the Western Hockey League, spending two seasons as Head Coach of the Prince George Cougars (2003-05) and two seasons as an Assistant Coach for the Moose Jaw Warriors (2002-04).

Lambert was drafted by the Detroit Red Wings in the second round, 25th overall, of the 1983 NHL Entry Draft. He scored 125 points (58 goals, 67 assists) and accumulated 521 penalty minutes in 283 career NHL games from 1983-1988 with Detroit, the New York Rangers and Quebec Nordiques. Lambert enjoyed his most successful NHL campaign with the Nordiques in 1987-88, recording career-highs in points (41) and assists (28) in 61 contests. Lambert won an AHL Calder Cup title with the Adirondack Red Wings in 1986 and helped the Houston Aeros claim the IHL's Turner Cup Championship in 1999.

PROFESSIONAL COACHING RECORD

SEASON	CLUB	TITLE	LEAGUE	REGULAR SEASON				PLAYOFFS	
				W	L	T	OTL	W	L
2002-03	Moose Jaw Warriors	Assistant	WHL	36	22	11	3	7	6
2003-04	Moose Jaw Warriors	Assistant	WHL	41	22	8	1	6	4
2003-04	Prince George Cougars	Head	WHL	26	25	7	0	-	-
2004-05	Prince George Cougars	Head	WHL	26	41	3	2	-	-
2005-06	Bridgeport Sound Tigers	Assistant	AHL	38	33	0	9	-	-
2006-07	Milwaukee Admirals	Assistant	AHL	41	25	0	14	0	4
2007-08	Milwaukee Admirals	Head	AHL	44	29	0	7	2	4
2008-09	Milwaukee Admirals	Head	AHL	49	22	0	9	7	4
2009-10	Milwaukee Admirals	Head	AHL	41	30	0	9	3	4
2010-11	Milwaukee Admirals	Head	AHL	44	22	0	14	7	6
2011-12	Nashville Predators	Assistant	NHL	48	26	-	8	5	5
2012-13	Nashville Predators	Assistant	NHL	16	23	-	9	-	-
2013-14	Nashville Predators	Assistant	NHL	38	32	-	12	-	-
2014-15	Washington Capitals	Assistant	NHL	45	26	-	11	7	7
2015-16	Washington Capitals	Assistant	NHL	56	18	-	8	6	6
2016-17	Washington Capitals	Assistant	NHL	55	19	-	8	7	6
2017-18	Washington Capitals	Assistant	NHL	49	26	-	7	16	8
2018-19	New York Islanders	Associate	NHL	48	27	-	7	4	4
2019-20	New York Islanders	Associate	NHL	35	23	-	10	13*	9
2020-21	New York Islanders	Associate	NHL	32	17	-	7	11	7
2021-22	New York Islanders	Associate	NHL	37	35	-	10	-	-
2022-23	New York Islanders	Head	NHL	42	31	-	9	2	4
NY ISLANDERS TOTALS				194	133	-	43	30	24
NHL TOTALS				501	303	-	106	71	56

*INCLUDES QUALIFIERS





DOUG HOUDA

ASSISTANT COACH

Doug Houda was named Assistant Coach of the New York Islanders on July 5, 2022.

Houda spent the previous six seasons as an Assistant Coach with the Detroit Red Wings. Prior to his time in Detroit, Houda worked 10 seasons in the same role with the Boston Bruins, winning the Stanley Cup in 2011. Houda also spent three seasons as an Assistant Coach in the American Hockey League with the Rochester Americans from 2003-06.

A native of Blairmore, Alberta, Houda was drafted by the Red Wings in the second round (28th overall) of the 1984 NHL Entry Draft. He played defense for two seasons with the Islanders (1996-97 and 1997-98), scoring 13 points (three goals and 10 assists). Houda played 561 NHL games with the Red

Wings, Hartford Whalers, Los Angeles Kings, Buffalo Sabres, Islanders and Anaheim Mighty Ducks between 1985-03, recording 82 points (19-63-82).

Houda's 17-year playing career included 553 American Hockey League and International Hockey League games with the Adirondack Red Wings, Rochester Americans and Utah Grizzlies. He scored 238 points (55 goals and 183 assists). He captured a Calder Cup championship during his time in the AHL with Rochester in 1995-96.



JOHN MACLEAN

ASSISTANT COACH

John MacLean was named Assistant Coach of the New York Islanders on July 28, 2022.

MacLean spent last season as an Assistant Coach with the San Jose Sharks and the three previous seasons (2017-2020) as an Assistant Coach with the Arizona Coyotes. He served as an Assistant Coach with the Carolina Hurricanes from 2011-2014 and New Jersey Devils from 2002-2009, winning the Stanley Cup in 2003.

The Oshawa, Ontario native played in 1,194 career NHL games over the course of 18 seasons, for the Devils, Sharks, New York Rangers and Dallas Stars. MacLean scored 842 points (413 goals and 429 assists).

As a player, MacLean represented New Jersey at the NHL All-Star Games in 1989 and 1991. He played in 104 Stanley Cup Playoff games, scoring 83 points (35 goals and 48 assists). He was a member of the Devils 1995 Stanley Cup Championship team.

MacLean was originally selected by New Jersey in the first round of the 1983 NHL Draft (sixth overall).



JACQUES LEMAIRE

SPECIAL ASSIGNMENT COACH

Jacques Lemaire joined the Islanders organization at the start of the 2018-19 season.

Lemaire coached 1,262 regular-season NHL games for the Montreal Canadiens, New Jersey Devils, and Minnesota Wild. He led the Devils to their first Stanley Cup in 1995. Lemaire is an 11-time Stanley Cup champion, having won eight times with the Canadiens as a player and twice as assistant general manager.

Lemaire won a gold medal as an assistant with Team Canada at the 2010 Vancouver Winter Olympics.

Lemaire's 12-year playing career with Montreal included 366 goals and 835 points in 853 regular-season games. He added 61 goals and 139 points in 145 Stanley Cup Playoff games.

The LaSalle, Quebec, native was inducted into the Hockey Hall of Fame in 1984.





PIERO GRECO

GOALTENDING COACH

Piero Greco joined the Islanders as Goaltending Coach on July 25, 2018.

Greco spent the previous four seasons as the Head Goaltending Coach for the Toronto Marlies, the American Hockey League affiliate of the Toronto Maple Leafs. During Greco's final season with the franchise in 2017-18, the Marlies won their first Calder Cup Championship.

Prior to working for the Marlies, Greco coached in the Ontario Hockey League with the Owen Sound Attack (2002-2004), Barrie Colts (2004-2010) and the Kitchener Rangers (2010-2013).

The Toronto, Ontario native played professionally for 12 seasons in Europe, making stops in Italy, England and Austria. Greco also played in the ECHL with the Birmingham Bulls.



MATT DE MADO

VIDEO COORDINATOR

Matt De Mado joined the Islanders organization at the start of the 2018-19 season.

De Mado spent six seasons as a video coach with the New Jersey Devils from 2011-2017. He'd previously worked in a similar capacity for the Albany Devils and Bridgeport Sound Tigers of the American Hockey League, as well as the University of New Hampshire's men's hockey team. De Mado was a content associate at ESPN from 2009-10. In 2017, De Mado founded ProVision Hockey, a company that uses

state of the art technology to enhance critical skills in players and teaching tools for coaches.

A native of Washington, CT, De Mado is a 2008 graduate of the University of New Hampshire.



COREY SMITH

ASSISTANT VIDEO COORDINATOR

Corey Smith joined the Islanders organization at the start of the 2018-19 season.

Smith spent the previous two seasons as Video Coach of the Hartford Wolf Pack, American Hockey League affiliate of the New York Rangers.

From 2004 to 2016, Smith was a part of the Buffalo Sabres organization. He began his career as an Amateur Scout Intern, spent nine seasons as an Administrative Assistant Coach and two as Video Coach.

Smith played college hockey at SUNY Cortland, where he earned a Bachelor of Science in Sports Management in 2005.



MITCH KORN

DIRECTOR OF GOALTENDING

Mitch Korn was named Director Of Goaltending with the Islanders on July 26, 2018.

Prior to joining the Islanders, Korn spent four seasons with the Washington Capitals; he was their Director of Goaltending in 2017-18 and spent the previous three seasons as their Goaltending Coach. During Korn's time in Washington, the Capitals won two consecutive Presidents' Trophies (2015-16 and 2016-17) and the franchise's first Stanley Cup (2018). Under Korn's coaching, Capitals' goalie Braden Holtby won the 2015-16 Vezina Trophy as the top goaltender in the National Hockey League.

Prior to his time with Washington, Korn spent 16 seasons as the Goaltending Coach for the Nashville Predators. Under Korn's direction, Pekka Rinne was named a finalist for the Vezina Trophy in 2011 and 2012.

Before joining the Predators in 1998, Korn spent seven seasons (1991-98) with the Buffalo Sabres, working with Hockey Hall of Fame goalie and two-time Hart Trophy-winner Dominik Hasek. While working with Korn, Hasek captured four Vezina Trophies.

Korn began his coaching career at Kent State University in 1979 shortly after ending his playing career at the school. He worked at Miami University's Goggin Ice Center in Oxford, Ohio, coaching the school's goalies until joining the Sabres in 1991.





JOANNE HOLEWA

MANAGER OF HOCKEY OPERATIONS

Joanne Holewa joined the New York Islanders organization in the 1979-80 season as an assistant to former General Manager Bill Torrey.

Holewa has 45 years of hockey experience, has served under every General Manager in team history, and she is the winner of four Stanley Cups.

A Queens native, Holewa attended Nassau Community College and earned an accounting degree from Hofstra University. Prior to joining the Islanders, Holewa began her career in hockey operations for the Pittsburgh Penguins.

She resides with her husband, Walter, in Garden City.



KERRY GWYDIR

ASSISTANT TO THE PRESIDENT/GM

Kerry Gwydir was promoted to Assistant to the General Manager on July 19, 2006 after previously serving as the team's Assistant Manager of Hockey Operations.

He joined the organization as a media relations and publications intern during the 1997-98 season. Gwydir has held several titles in the Islanders hockey operations and media relations departments throughout his time with the franchise.

A graduate of Concordia (NY) College, where he played baseball, Gwydir began his professional career interning with Major League Baseball's Office of the Commissioner. He currently resides in Huntington with his wife, Kelly.



DINA PASSARO

EXECUTIVE ASSISTANT TO THE PRESIDENT/GM

Dina Passaro joined the Islanders as Executive Assistant to President and General Manager Lou Lamoriello prior to the 2018-19 season.

A Long Island native, Passaro earned a degree in journalism from St. John's University.

PLAYER DEVELOPMENT



JOHNNY BOYCHUK



ERIC CAIRNS

Director of Player Development



VLADIMIR MALAKHOV



ROD PELLEY



MARTY REASONER



DENNIS SEIDENBERG





SEAN DONELLAN

DIRECTOR OF SPORTS PERFORMANCE

Sean Donellan returned to the New York Islanders in the 2011-12 season as the team's Director of Sports Performance, overseeing the Athletic Training and Strength and Conditioning Departments. Sean's previous time with the Islanders was spent as the Assistant Athletic Trainer and Head Strength and Conditioning Coach from 1996-2003.

From 2003-2005, Donellan moved back to his native New Jersey and worked as the Director of Sports Performance for the Ice House Athletic Performance Center in Hackensack, NJ until 2005. He then took the position of Sports Performance Director at Velocity Sports Performance in

Mahwah, NJ, where he trained numerous notable athletes such as the Green Bay Packers' Ryan Grant, NY Giants' Justin Tuck, Brandon Jacobs, Mathias Kiwanuka, Chris Canty, Jay Alford, Danny Ware and Victor Cruz, as well as Oakland Raider Kevin Boss, Los Angeles Galaxy Juan Pablo Angel, former New York Yankee Mike Stanton and the West Point Military Academy Men's Rugby Team. In November 2012, Donellan opened Ultimate Athletic Performance in Oakland, NJ.

Sean received his bachelor's degree in Exercise and Movement Science and Athletic Training from William Paterson University.



DAMIEN HESS

HEAD ATHLETIC TRAINER

Damien Hess joined the Islanders as Head Athletic Trainer at the start of the 2014-15 season. Hess joined the team after ten seasons as Head Athletic Trainer of the AHL's Hartford Wolf Pack. Prior to his tenure in Hartford, he was the Head Athletic Trainer of the ECHL's Atlantic City Boardwalk Bullies from 2001-04.

Hess earned a B.S. in Athletic Training from West Chester University in 1998 and an M. Ed. in Athletic Training from the University of Virginia in 1999. Following his graduate studies, he served one year as an Athletic Training Fellow at the U.S. Olympic Training Center in Lake Placid, NY.



DERREK DOUGLAS

STRENGTH & CONDITIONING COACH

Derrek Douglas joined the Islanders in 2013-14 as the Strength and Conditioning Coach. Prior to joining the Islanders organization, Douglas worked for three years under current Islanders Director of Sports Performance, Sean Donellan, at Velocity Sports Performance in Mahwah, NJ.

Douglas earned a B.S. in Kinesiology at the University of Rhode Island, where he played four years of club hockey, serving two as a captain, for their ACHA National Championship ice hockey team. After a strength and

conditioning internship with URI's strength staff, Douglas interned with the United States Olympic Training Center in Chula Vista, CA, Douglas later served as a Graduate Assistant Strength and Conditioning Coach at North Dakota State University in Fargo, ND, where he worked with D-I NCAA teams, including football, basketball and track and field.



JODY GREEN
Assistant Athletic Trainer



RAY CHIN
Physical Therapist



JIM MICCIO
Massage Therapist



LENI DICOSTANZO
Assistant Equipment Manager



JASON MCGRATH
Assistant Equipment Manager

ANALYTICS



TARAN SINGLETON
Director of Analytics



FRANK GARDNER



KELLY KEOGH



ALEX MARTYNOV



KYLE OLSON



SAL TORNAMBENE

PUBLIC RELATIONS



KIMBER AUERBACH
Vice President of
Communications



JESSE EISENBERG
Senior Director of Team
Services and
Communications



JULIA WINBERG
Communications
Coordinator



SCOUTS



**DAVID
CONTE**

Special Assignment Scout



**VELLU
KAUTONEN**

Director of European Scouting



**TRENT
KLATT**

Director of Amateur Scouting



**KEN
MORROW**

Director of Pro Scouting



**JIM
PALIAFITO**

Director of European Pro/
College Free Agent Scouting



**JEREMY
BACHUSZ**



**ERIC
BOULTON**



**PAUL
CARLOW**



**MAREK
HASCAK**



**BOB
HOFFMEYER**



**STEVE
KARIYA**



**DERRICK
KEMP**



**GREG
MORROW**



**JEFF
NAPIERALA**



**GATES
ORLANDO**



**JUHA
RIIHJARVI**



**MARIO
SARACENO**



**ROBERT
WARD**







2023-24
SEASON




MEDIA GUIDE



NEW YORK
ISLANDERS

ROSTER



SEBASTIAN AHO

Defenseman



ACQUIRED:

Selected by the New York Islanders in the fifth round (139th overall) of the 2017 NHL Draft.

2022-23 SEASON:

Recorded a career-high 23 points (five goals, 18 assists) in 71 games in his fourth season with the Islanders...His plus-nine rating was a career-high and fourth-best amongst Islanders defensemen...Scored his first goal of the season Nov. 7 vs. CGY...Tallied the first multi-assist game of his career on Nov. 12 vs. CBJ...Skated a career-high 24:26 TOI on Dec. 13 at BOS...Recorded a three-game point streak from Dec. 13 - 17 (one goal, two assists)...Recorded a three-game assist streak from Feb. 11 - 17.

2023 STANLEY CUP PLAYOFFS:

Recorded one assist in six games in the First Round of the 2023 Stanley Cup Playoffs...Made his playoff debut on April 17 at Carolina.



**5th ROUND,
139th OVERALL (2017)**

PRONUNCIATION

AH-hoh, seh-BAST-yen

SHOOTS

Left

HEIGHT

5'11"

WEIGHT

180lbs.

BIRTHDATE

February 17, 1996

BIRTHPLACE

Umea, SWE



JUNIOR TEAM

Skelleftea AIK (SuperElit)



(2012-17)

2022-23 CAREER HIGHS

Games Played.....	71
Goals.....	5
Assists.....	18
Points.....	23



2018, 2019, & 2020 AHL ALL-STAR

Became the first Bridgeport player ever selected to three All-Star events.

Recorded a career-high five-game assist streak Feb. 20 - Feb. 27, 2022 (5a); One of two Islanders to record assists in five straight games in the 2021-2022 campaign (Barzal).

5

100

CAREER NHL GAMES JAN. 12, 2023

NHL DEBUT

Made his NHL debut with the Islanders on Dec. 31, 2017 at Colorado during his first season in North America.



Skated a career-high 24:26 TOI on Dec. 13, 2022 at BOS.

PLAYOFFS

Skated in his first career postseason game on Apr. 17 at CAR.

INTERNATIONAL:



World Junior Championships: 2015 (4th place)
World Under-18 Championships: 2014 (4th place), 2013 (5th place)
Hlinka Gretsky Cup: 2013 (7th place)
World Under-17 Hockey Challenge: 2013 (Gold)

MILESTONES:

1st NHL Game:	12/31/17 at COL	100th NHL Game:	1/12/23 vs. MIN
1st NHL Point/Goal:	1/7/18 vs. NJD (Schneider)		

SINGLE-GAME HIGHS:

Goals:	1 (nine times)	Last: 2/22/23 vs. WPG	PIM:	2 (20 times)	Last: 4/2/23 at CAR
Assists:	2	11/12/22 vs. CBJ	+/-:	+3 (four times)	2/20/23 at PIT
Points:	2 (twice)	Last: 11/12/22 vs. CBJ	TOI:	24:26	12/13/22 at BOS

CAREER HIGHS:

Goals:	5	2022-23	PIM:	22	2022-23
Assists:	18	2022-23	+/-:	+9	2022-23
Points:	23	2022-23	TOI:	16:46	2022-23




CAREER TRANSACTIONS:



CAREER STATISTICS:

SEASON	CLUB	LEAGUE	REGULAR SEASON										PLAYOFFS					
			GP	G	A	PTS	PIM	PP	SH	GW	+/-	GP	G	A	PTS	PIM	+/-	
2012-13	Skelleftea J18	J18ALL	2	0	2	2	2	0	0	0	0	+4	3	0	1	1	2	-2
	Skelleftea J20	SuperElit	38	1	11	12	14	0	0	0	0	+9	4	0	0	0	0	0
	Skelleftea AIK	SHL	1	0	0	0	0	0	0	0	0	0	0	0	0	0	0	0
	Sweden U18	WJC-18	5	0	0	0	4	0	0	0	0	-	-	-	-	-	-	-
2013-14	Skelleftea J20	SuperElit	27	7	16	23	18	-	-	-	+11	-	-	-	-	-	-	-
	Skelleftea AIK	SHL	21	1	4	5	2	0	0	0	-1	13	0	0	0	0	0	-2
	Sweden U18	WJC-18	4	2	0	2	8	2	0	0	+1	-	-	-	-	-	-	-
	Sweden U18	International	15	4	6	10	16	-	-	-	+2	-	-	-	-	-	-	-
2014-15	Skelleftea J20	SuperElit	4	0	2	2	4	0	0	0	-2	-	-	-	-	-	-	-
	Skelleftea AIK	SHL	41	1	8	9	14	0	0	1	+10	13	1	3	4	8	+3	
	Sweden U20	WJC-20	7	1	3	4	2	1	0	0	+1	-	-	-	-	-	-	-
	Sweden U20	International	17	5	7	12	4	-	-	-	+4	-	-	-	-	-	-	-
2015-16	Skelleftea AIK	SHL	39	3	13	16	12	1	0	0	+5	16	3	4	7	6	+5	
	Sweden U20	International	10	1	1	2	2	1	0	1	+4	-	-	-	-	-	-	
2016-17	Skelleftea AIK	SHL	50	10	20	30	10	2	0	5	-6	7	0	2	2	0	-3	
	Sweden	International	12	1	0	1	8	0	0	0	-2	-	-	-	-	-	-2	
2017-18	NY ISLANDERS	NHL	22	1	3	4	6	1	0	0	-5	-	-	-	-	-	-	
	Bridgeport	AHL	40	9	20	29	20	4	0	4	E	-	-	-	-	-	-	
2018-19	Bridgeport	AHL	67	9	37	46	36	4	0	3	+4	5	0	2	2	6	-1	
2019-20	Bridgeport	AHL	49	3	27	30	18	2	0	0	-16	-	-	-	-	-	-	
2020-21	NY ISLANDERS	NHL	3	1	1	2	2	0	0	0	-1	-	-	-	-	-	-	
2021-22	NY ISLANDERS	NHL	36	2	10	12	10	0	0	0	-6	-	-	-	-	-	-	
2022-23	NY ISLANDERS	NHL	71	5	18	23	22	0	0	0	+9	6	0	1	1	2	E	
NY ISLANDERS TOTALS			132	9	32	41	40	1	0	0	-3	6	0	1	1	2	E	
NHL TOTALS			132	9	32	41	40	1	0	0	-3	6	0	1	1	2	E	



MATHEW BARZAL

Forward



ACQUIRED:

Selected by the New York Islanders in the first round (16th overall) of the 2015 NHL Draft.

2022-23 SEASON:

Recorded 51 points (14 goals, 37 assists) in 58 games in his sixth season with the New York Islanders...Ranked second among Islanders skaters in points and assists...Recorded 13 multi-point games, including two multi-goal games on Nov. 19 at DAL and Dec. 27 vs. PIT...Led the Islanders with ten multi-assist games...Led Islanders forwards with 19 power play points...Scored a career-high five game-winning goals, second among Islanders skaters...Tallied three assists on Nov. 7, a single-game season-high...Recorded a seven-game point streak (two goals, eight assists) from Nov. 12 - 25...Recorded a career-high and team-best five-game goal streak (six goals) from Dec. 27 - Jan. 5...Scored his 100th goal in his 400th career game on Jan. 1 at SEA...Skated a single-game career high 25:44 TOI on Feb. 14 vs. OTT...Missed the final 23 games of the regular season following Feb. 18 at BOS, due to injury.

2023 STANLEY CUP PLAYOFFS:

Scored two goals in six postseason games in the First Round of the 2023 Stanley Cup Playoffs...Recorded the game-winning goal in Game Five at Carolina on April 25.



**1st ROUND,
16th OVERALL (2015)**

PRONUNCIATION

bar-ZEHL, MA-thew

SHOOTS

Right

HEIGHT

6'1"

WEIGHT

190lbs.

BIRTHDATE

May 26, 1997

BIRTHPLACE

Coquitlam, BC



JUNIOR TEAMS

Seattle Thunderbirds (OHL)



(2013-17)

400
CAREER GAMES
JAN. 1, 2023

5

Recorded a career-high five game-winning goals in the 2022-23 campaign.

STREAK

Recorded a career-high five-game goal streak (six goals) from Dec. 27, 2022 - Jan. 5, 2023.

ASSISTS BY AN ISLANDERS ROOKIE

- t-1. Mathew Barzal... (63)
- t-1. Bryan Trottier... (63)
- 3. Stefan Persson... (50)
- 4. Pat LaFontaine... (41)
- 5. Bryan Berard... (40)

MOST POINTS BY AN ISLANDERS ROOKIE

- 1. Bryan Trottier... (95)
- 2. Mike Bossy... (91)
- 3. Mathew Barzal... (85)
- 4. Pat LaFontaine... (73)
- 5. Patrick Flatley... (60)

POINTS LEADER

Barzal led or shared the team lead for five straight seasons, 2021-22 (59 - tie with Brock Nelson), 2020-21 (45), 2019-20 (60), 2018-19 (62), 2017-18 (85), matching Mike Bossy's club record.



Skated a career-high 25:44 TOI on Feb. 14, 2023 vs. OTT.

**2018 & 2019
NHL ALL-STAR**



100
CAREER GOALS
JAN. 1, 2023

200
CAREER ASSISTS
FEB. 24, 2022

300
CAREER POINTS
APR. 1, 2022

INTERNATIONAL:



World Championships: 2018 (4th place)
World Junior Championships: 2017 (Silver), 2016 (6th place)
World Under-18 Championships: 2015 (Bronze), 2014 (Bronze)
Ivan Hlinka Memorial Tournament: 2014 (Gold)

CAREER HAT TRICKS:

3g 12/23/17 vs. WPG
3g 12/29/18 at TOR (all in the 2nd period)
3g 4/1/21 vs. WSH (3g, 2a)

MILESTONES:

1st NHL Game:	10/15/16 at WSH	300th NHL Game:	11/11/21 at. NJD
1st NHL Assist/Point:	10/15/17 at LAK	200th NHL Assist:	2/24/22 at SJS
1st NHL Goal:	10/19/17 at NYR (Lundqvist)	300th NHL Point:	4/1/22 at NYR
100th NHL Game:	11/10/18 at FLA	100th NHL Goal:	1/1/23 at SEA (Jones)
100th NHL Point:	11/13/18 vs VAN	400th NHL Game:	1/1/23 at SEA

SINGLE GAME HIGHS:

Goals:	3 (three times)	Last: 4/1/21 vs. WSH	PIM:	10	1/28/21 at WSH
Assists:	5 (twice)	Last: 2/9/18 vs. DET	+/-:	+5 (twice)	Last: 4/1/21 vs. WSH
Points:	5 (four times)	Last: 4/1/21 vs. WSH	TOI:	25:44	2/14/23 vs. OTT

CAREER HIGHS:

Goals:	22	2017-18	PIM:	48	2020-21
Assists:	63	2017-18	+/-:	+15	2020-21
Points:	85	2017-18	TOI:	20:03	2019-20




CAREER TRANSACTIONS:



CAREER STATISTICS:

SEASON	CLUB	REGULAR SEASON										PLAYOFFS						
		LEAGUE	GP	G	A	PTS	PIM	PP	SH	GW	+/-	GP	G	A	PTS	PIM	+/-	
2011-12	Burnaby	PCBHL	51	55	98	153	-	-	-	-	-	-	-	-	-	-	-	-
2012-13	Vancouver	BCMML	34	29	74	103	34	-	-	-	-	3	3	3	6	8	-	
	Coquitlam	BCHL	6	0	2	2	6	-	-	-	-	-	-	-	-	-	-	
2013-14	Seattle	WHL	59	14	40	54	20	5	0	-	+3	9	1	5	6	4	-1	
	Canada	WJC-18	7	3	1	4	6	2	0	0	E	-	-	-	-	-	-	
2014-15	Seattle	WHL	44	12	45	57	20	2	1	-	+13	6	4	4	8	4	+2	
	Canada	WJC-18	7	3	9	12	0	1	2	0	+2	-	-	-	-	-	-	
2015-16	Seattle	WHL	58	27	61	88	58	9	0	8	+22	18	5	21	26	16	+2	
	Canada	WJC	5	2	1	3	0	1	0	0	E	-	-	-	-	-	-	
	Seattle	WHL	41	10	69	79	20	2	0	1	+32	16	7	18	25	12	+11	
2016-17	Canada	WJC	7	3	5	8	4	1	1	1	+4	-	-	-	-	-	-	
	NY ISLANDERS	NHL	2	0	0	0	0	0	0	0	-2	-	-	-	-	-	-	
	Seattle	WHL	41	10	69	79	20	2	0	1	+32	16	7	18	25	12	+11	
2017-18	Canada	WJC	7	3	5	8	4	1	1	1	+4	-	-	-	-	-	-	
	NY ISLANDERS	NHL	82	22	63	85	30	5	0	4	+1	-	-	-	-	-	-	
2018-19	Canada	WC	10	0	7	7	4	0	0	0	+4	-	-	-	-	-	-	
	NY ISLANDERS	NHL	82	18	44	62	46	3	0	3	-5	8	2	5	7	8	+2	
2019-20	NY ISLANDERS	NHL	68	19	41	60	44	4	0	2	+5	22	5	12	17	17	+2	
2020-21	NY ISLANDERS	NHL	55	17	28	45	48	1	0	1	+15	19	6	8	14	19	0	
2021-22	NY ISLANDERS	NHL	73	15	44	59	18	1	0	1	-15	-	-	-	-	-	-	
2022-23	NY ISLANDERS	NHL	58	14	37	51	22	4	0	5	+5	6	2	0	2	2	-1	
NY ISLANDERS TOTALS			420	105	257	362	214	18	0	16	+4	55	15	25	40	39	+3	
NHL TOTALS			420	105	257	362	214	18	0	16	+4	55	15	25	40	39	+3	





SAMUEL BOLDUC

Defenseman



ACQUIRED:

Selected by the Islanders in the second round (57th overall) of the 2019 NHL Draft.

2022-23 SEASON:

Recorded three points (two goals, one assist) in 17 games in his first season with the Islanders... Made his NHL debut on Jan. 23 at TOR... Scored his first NHL goal on Feb. 7 vs. SEA... Recorded points in back-to-back games, including his first career assist on Apr. 6 vs. TBL and his second career NHL goal on Apr. 8 vs. PHI... Recorded a career-high 35 points (10 goals, 25 assists) in 56 games with the Bridgeport Islanders (AHL)... His 10 goals led Bridgeport defensemen... Recorded three points (one goal, two assists) Feb. 18 vs. Springfield.

2023 STANLEY CUP PLAYOFFS:

Skated in two postseason games in the First Round of the 2023 Stanley Cup Playoffs with the Islanders... Made his playoff debut on April 17 at Carolina.



**2nd ROUND,
57th OVERALL (2019)**

PRONUNCIATION

BOHL-duhk, SAM-yew-ehI

SHOOTS

Left

HEIGHT

6'4"

WEIGHT

220lbs.

BIRTHDATE

December 9, 2000

BIRTHPLACE

Laval, QC



JUNIOR TEAMS

Blainville-Boisbriand Armada (QMJHL), Sherbrooke Phoenix (QMJHL)



(2016-2019)



(2019-20)

NHL DEBUT

Made his NHL debut on Jan. 23, 2023 at TOR, skating 14:28 TOI.



2021 AHL ALL-STAR

CAREER-HIGH

Bolduc recorded American Hockey League career-highs in all three scoring categories as he tallied 35 points (10 goals, 25 assists) in 56 games in with the Bridgeport Islanders during the 2022-23 campaign. His 10 goals led Bridgeport defensemen and his 25 assists and 35 points were second. He was one of just 17 American Hockey League blueliners to record at least 10 goals.

PLAY OFFS

Skated in his first career postseason game on Apr. 17 at CAR.

Scored his first career NHL goal on Feb. 7, 2023 vs. SEA, the eventual game-winning goal in a 4-0 win against the Kraken.

1st

MILESTONES:

1st NHL Game: 1/23/23 at TOR
1st NHL Goal/Point: 2/7/23 vs. SEA (Jones)
1st NHL Assist: 4/6/23 vs. TBL

SINGLE-GAME HIGHS:

Goals: 1 (twice)	Last: 4/8/23 vs. PHI	PIM: 2	2/9/23 vs. VAN
Assists: 1	4/6/23 vs. TBL	+/-: +2	4/8/23 vs. PHI
Points: 1 (three times)	Last: 4/8/23 vs. PHI	TOI: 20:18	4/6/23 vs. TBL

CAREER HIGHS:

Goals: 2	2022-23	PIM: 2	2022-23
Assists: 1	2022-23	+/-: +5	2022-23
Points: 3	2022-23	TOI: 14:24	2022-23




CAREER TRANSACTIONS:



CAREER STATISTICS:

		REGULAR SEASON										PLAYOFFS						
SEASON	CLUB	LEAGUE	GP	G	A	PTS	PIM	PP	SH	GW	+/-	GP	G	A	PTS	PIM	+/-	
2016-17	Laval-Montreal	QMAAA	37	3	12	15	6	-	-	-	-6	8	1	1	2	2	-3	
	Blainville-Boisbriand	QMJHL	6	0	0	0	0	0	0	0	E	-	-	-	-	-	-	
2017-18	Blainville-Boisbriand	QMJHL	57	2	12	14	8	0	0	0	+16	20	2	5	7	0	+14	
2018-19	Blainville-Boisbriand	QMJHL	65	9	28	37	27	5	0	2	-32	5	1	1	2	4	-2	
2019-20	Blainville-Boisbriand	QMJHL	32	7	9	16	14	1	0	1	+7	-	-	-	-	-	-	
	Sherbrooke	QMJHL	29	4	23	27	12	2	0	2	+6	-	-	-	-	-	-	
2020-21	Bridgeport	AHL	24	6	8	14	10	1	0	1	+5	-	-	-	-	-	-	
2021-22	Bridgeport	AHL	57	2	5	7	16	0	0	0	-10	0	0	0	0	0	0	
2022-23	NY ISLANDERS	NHL	17	2	1	3	2	0	0	1	+5	2	0	0	0	4	0	
	Bridgeport	AHL	56	10	25	35	31	2	0	0	-13	-	-	-	-	-	-	
NY ISLANDERS TOTALS			17	2	1	3	2	0	0	1	+5	2	0	0	0	4	0	
NHL TOTALS			17	2	1	3	2	0	0	1	+5	2	0	0	0	4	0	



CASEY CIZIKAS

Forward



ACQUIRED:

Selected by the New York Islanders in the fourth round (92nd overall) of the 2009 NHL Draft.

2022-23 SEASON:

Recorded 21 points (six goals, 15 assists) in 81 games during his 12th season with the Islanders...His 15 assists were the most he recorded in a single campaign since 2016-17...Registered a career-high and single-game team-high 15 PIM on Nov. 1 at CHI...Recorded two multi-point games, Jan. 3 at VAN and Mar. 7 vs. BUF...Played his 700th career NHL game on Dec. 29 vs. CBJ, becoming the third player drafted in the fourth round or later of the 2009 NHL Draft to reach the milestone...Recorded two three-game point streaks from Jan. 1 - 5 (one goal, three assists) and Mar. 4 - 9 (one goal, three assists)...Skated a career-high 21:03 TOI on Mar. 9 at PIT.

2023 STANLEY CUP PLAYOFFS:

Recorded three points (one goal, two assists) in six games in the First Round of the 2023 Stanley Cup Playoffs...His ten blocked shots led Islanders forwards...Recorded a goal and an assist on April 21 in Game Three vs. Carolina, his third career multi-point playoff game.

**4th ROUND,
92nd OVERALL (2009)**

PRONUNCIATION

sih-ZEE-kuhs, KAY-see

SHOOTS

Left

HEIGHT

5'11"

WEIGHT

190lbs.

BIRTHDATE

February 27, 1991

BIRTHPLACE

Toronto, ON



JUNIOR TEAM

Mississauga St. Michael's
Majors (OHL)



(2007-11)

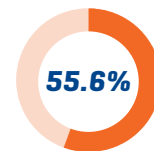
ALL-TIME HITS AS AN ISLANDER

1. Matt Martin.....(3,256)
2. Cal Clutterbuck...(2,299)
3. Casey Cizikas...(1,503)

**hits have been tracked by the NHL since the 2005-06 season.*

4

Cizikas ranks 39th on the Islanders all-time scoring list with 222 points (97g, 125a), and 4th among active Islanders.



2021-22 CAREER-HIGH FOW%

Cizikas has recorded a faceoff win percentage of 53% or higher in each of the last four seasons.

700

CAREER GAMES
DEC. 29, 2022

GAMES PLAYED AS AN ISLANDER

8. Brock Nelson.....758
9. Mike Bossy.....752
10. Casey Cizikas.....745
11. Patrick Flatley.....712
12. Brent Sutter.....694

15

Cizikas' 15 assists in 2022-23 were the most he recorded in a single campaign since 2016-17.



INTERNATIONAL:



World Junior Championships: 2011 (Silver)
World Under-17 Hockey Challenge: 2008 (Gold)

MILESTONES:

1st NHL Game:	2/24/12 vs. NYR	100th NHL Assist:	2/25/21 vs. BOS
1st NHL Assist/Point:	3/1/12 at PHI	600th NHL Game:	11/7/21 at MIN
1st NHL Goal:	1/29/13 vs. PIT (Fleury)	200th NHL Point:	4/28/22 vs. WSH
100th NHL Point:	1/31/17 vs. WSH	700th NHL Game:	12/29/22 vs. CBJ
500th NHL Game:	11/19/19 at PIT		

SINGLE-GAME HIGHS:

Goals: 2 (five times)	Last: 3/20/21 vs. PHI	PIM: 15	11/1/22 at CHI
Assists: 2 (eight times)	Last: 3/4/21 vs. BUF	+/-: +3 (six times)	Last: 1/3/23 at VAN
Points: 3	10/7/17 vs. BUF	TOI: 21:03	3/9/23 at PIT

CAREER HIGHS:

Goals: 20	2018-19	PIM: 54	2022-23
Assists: 21	2015-16	+/-: +22	2018-19
Points: 33	2018-19	TOI: 14:32	2022-23




CAREER TRANSACTIONS:



CAREER STATISTICS:

SEASON	CLUB	REGULAR SEASON										PLAYOFFS					
		LEAGUE	GP	G	A	PTS	PIM	PP	SH	GW	+/-	GP	G	A	PTS	PIM	+/-
2007-08	Mississauga	OHL	62	18	23	41	41	5	2	5	+12	4	1	2	3	6	-1
	Canada	WHC	6	4	5	9	-	-	-	-	-	-	-	-	-	-	-
2008-09	Mississauga	OHL	55	16	20	36	39	8	3	4	-15	11	5	4	9	11	+1
2009-10	Mississauga	OHL	68	25	37	62	77	9	1	4	+32	16	7	7	14	16	-2
2010-11	Mississauga	OHL	52	29	35	64	40	11	3	6	+43	16	5	14	19	-	-
	Memorial Cup	CHL	-	-	-	-	-	-	-	-	-	5	2	1	3	2	+2
	Canada	WJC	7	2	1	3	6	0	0	1	+1	-	-	-	-	-	-
2011-12	Bridgeport	AHL	52	15	30	45	30	3	0	3	+26	3	0	0	0	20	-2
	NY ISLANDERS	NHL	15	0	4	4	6	0	0	0	+1	-	-	-	-	-	-
2012-13	Bridgeport	AHL	31	10	11	21	35	3	1	1	-15	-	-	-	-	-	-
	NY ISLANDERS	NHL	45	6	9	15	14	0	0	1	E	6	2	2	4	12	+1
2013-14	NY ISLANDERS	NHL	80	6	10	16	30	1	0	1	-12	-	-	-	-	-	-
2014-15	NY ISLANDERS	NHL	70	9	9	18	24	0	2	2	-2	7	1	0	1	0	+1
2015-16	NY ISLANDERS	NHL	80	8	21	29	31	0	1	4	+4	11	0	3	3	16	-1
2016-17	NY ISLANDERS	NHL	59	8	17	25	30	0	0	1	+9	-	-	-	-	-	-
2017-18	NY ISLANDERS	NHL	64	7	10	17	23	0	1	0	-12	-	-	-	-	-	-
2018-19	NY ISLANDERS	NHL	73	20	13	33	36	0	2	3	+22	8	0	0	0	6	-6
2019-20	NY ISLANDERS	NHL	48	10	4	14	41	0	3	1	+12	18	0	2	2	8	0
2020-21	NY ISLANDERS	NHL	56	7	7	14	27	0	0	3	-2	19	2	3	5	2	0
2021-22	NY ISLANDERS	NHL	74	10	6	16	48	0	1	3	-3	-	-	-	-	-	-
2022-23	NY ISLANDERS	NHL	81	6	15	21	54	0	0	0	E	6	1	2	3	16	-2
NY ISLANDERS TOTALS			745	97	125	222	364	1	10	19	+17	75	6	12	18	60	-7
NHL TOTALS			745	97	125	222	364	1	10	19	+17	75	6	12	18	60	-7





CAL CLUTTERBUCK

Forward



ACQUIRED:

Acquired from the Minnesota Wild, along with a third-round pick (70th overall) in the 2013 NHL Draft, in exchange for Nino Niederreiter on June 30, 2013.

2022-23 SEASON:

Recorded 12 points (six goals, six assists) in 49 games in his 10th season with the Islanders... Posted a career-high plus nine rating... Recorded two multi-point games (Dec. 9 and Mar. 21)... Tallied 10 hits on Oct. 22 at TBL, his highest single-game total since 2015... Passed Dustin Brown for the all-time lead in hits (3,632) on Nov. 21 at TOR (since the stat was recorded in 2005)... Tallied a goal and assist on Dec. 9 at NJD... Missed 21 games from Jan. 21 at TOR to Mar. 9 at PIT, due to injury... Recorded a single-game career-high three points (two goals, one assist) and career-high plus-four rating on Mar. 21 vs. TOR, including his 25th career game-winning goal.

2023 STANLEY CUP PLAYOFFS:

Scored one goal in six postseason games in the 2023 Stanley Cup Playoffs.



PRONUNCIATION

KLUH-tuhr-buhck, KAL

SHOOTS

Right

HEIGHT

6'0"

WEIGHT

212lbs.

BIRTHDATE

November 18, 1987

BIRTHPLACE

Welland, ON



JUNIOR TEAM

Mississauga St. Michael's
Majors (OHL), Oshawa
Generals (OHL)



(2003-05)



(2004-07)

900 CAREER GAMES
DEC. 30, 2021

SINGLE GAME CAREER-HIGH Tallied three points (two goals, one assist) and career-high plus 4 on Mar. 21, 2023 vs. TOR.

+9 CAREER-HIGH 2023-24

ALL-TIME LEADER

Clutterbuck passed Dustin Brown for the all-time record in hits (3,632) on Nov. 21, 2022 at TOR. Clutterbuck currently has 3,756 career hits, leading all skaters since the stat was recorded starting in 2005-06.

SHORT-HANDED GOALS ACTIVE NHL PLAYERS

- t-3. Cam Atkinson.....(19)
- t-3. Jeff Carter.....(19)
- 4. Jordan Staal.....(18)
- t-5. Cal Clutterbuck.....(17)
- t-5. Evander Kane.....(17)

636

Clutterbuck has played in 636 games for the Islanders, 5th-most among active Islanders and 16th on the club's all-time list.

ALL-TIME HITS AS AN ISLANDER

1. Matt Martin.....(3,256)
2. Cal Clutterbuck..(2,299)
3. Casey Cizikas....(1,503)
4. Anders Lee.....(1,118)
5. Trent Hunter.....(1,029)

**hits have been tracked by the NHL since the 2003-06 season.*

200 CAREER POINTS
JAN. 4, 2018

INTERNATIONAL:



- World Championships: 2011 (5th place)
- Under-18 World Junior Championships: 2005 (Silver)
- Under-18 Junior World Cup: 2004 (Gold)
- World Under-17 Hockey Challenge: 2004 (Gold)

MILESTONES:

1st NHL Game:	10/28/07 at COL	200th NHL Point:	1/4/18 at PHI
1st NHL Goal:	11/24/08 vs. WSH (Theodore)	800th NHL Game:	11/2/19 at BUF
1st NHL Assist/Point:	1/3/09 vs. DET	900th NHL Game:	12/30/21 vs. BUF
100th NHL Goal:	3/30/17 at PHI		

SINGLE GAME HIGHS:

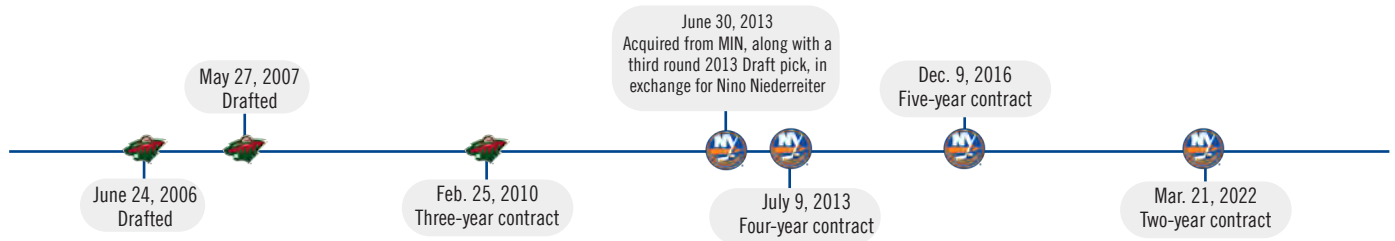
Goals: 2 (eight times)	Last: 3/21/23 vs. TOR	PIM: 15 (three times)	Last: 2/9/12 vs. VAN
Assists: 2 (seven times)	Last: 2/9/21 at VAN	+/-: +4	3/21/23 vs. TOR
Points: 3	3/21/23 vs. TOR	TOI: 20:26 (twice)	Last: 4/4/19 at FLA

CAREER HIGHS:

Goals: 19	2010-11	PIM: 103	2011-12
Assists: 15 (three times)	2010-11, 2016-17 & 2018-19	+/-: +9	2022-23
Points: 34	2010-11	TOI: 16:21	2011-12



CAREER TRANSACTIONS:



CAREER STATISTICS:

SEASON	CLUB	LEAGUE	REGULAR SEASON										PLAYOFFS				
			GP	G	A	PTS	PIM	PP	SH	GW	+/-	GP	G	A	PTS	PIM	+/-
2003-04	Toronto	OHL	60	4	7	11	112	2	0	-	-4	18	3	5	8	20	+7
	Canada-Ontario	WHC-17	6	3	0	3	4	0	0	1	-	-	-	-	-	-	-
2004-05	Toronto	OHL	38	10	6	16	55	4	0	-	-4	-	-	-	-	-	-
	Oshawa	OHL	27	9	9	18	42	3	0	0	-19	-	-	-	-	-	-
	Canada	WJC-18	6	1	1	2	8	0	0	1	-1	-	-	-	-	-	-
2005-06	Oshawa	OHL	66	35	33	68	139	18	3	-	-17	-	-	-	-	-	-
2006-07	Oshawa	OHL	65	35	54	89	153	19	6	-	+11	9	8	5	13	21	-3
2007-08	Houston	AHL	73	11	13	24	97	4	2	-	+1	5	0	0	0	14	-3
	MINNESOTA	NHL	2	0	0	0	0	0	0	0	E	-	-	-	-	-	-
2008-09	Houston	AHL	2	0	0	0	0	0	0	0	E	-	-	-	-	-	-
	MINNESOTA	NHL	78	11	7	18	76	1	0	1	-5	-	-	-	-	-	-
2009-10	MINNESOTA	NHL	74	13	8	21	52	1	2	1	-8	-	-	-	-	-	-
2010-11	MINNESOTA	NHL	76	19	15	34	79	4	0	3	-5	-	-	-	-	-	-
	Canada	WC	7	0	1	1	4	0	0	0	-2	-	-	-	-	-	-
2011-12	MINNESOTA	NHL	74	15	12	27	103	3	4	2	-4	-	-	-	-	-	-
2012-13	MINNESOTA	NHL	42	4	6	10	27	0	0	1	-5	5	1	1	2	4	E
2013-14	NY ISLANDERS	NHL	73	12	7	19	50	0	3	1	-9	-	-	-	-	-	-
2014-15	NY ISLANDERS	NHL	76	7	9	16	60	0	2	4	+1	7	2	1	3	26	+1
2015-16	NY ISLANDERS	NHL	77	15	8	23	22	0	2	5	+7	11	2	1	3	12	-2
2016-17	NY ISLANDERS	NHL	66	5	15	20	28	0	0	1	+2	-	-	-	-	-	-
2017-18	NY ISLANDERS	NHL	76	8	10	18	53	0	1	1	-7	-	-	-	-	-	-
2018-19	NY ISLANDERS	NHL	73	8	15	23	44	3	0	2	+6	7	0	0	0	4	-4
2019-20	NY ISLANDERS	NHL	37	3	4	7	22	0	1	0	+6	21	2	2	4	18	+5
	Bridgeport	AHL	2	0	0	0	4	0	0	0	0	-	-	-	-	-	-
2020-21	NY ISLANDERS	NHL	50	4	7	11	10	0	1	1	-5	19	4	3	7	10	+5
2021-22	NY ISLANDERS	NHL	59	6	9	15	10	0	1	1	-6	-	-	-	-	-	-
2022-23	NY ISLANDERS	NHL	49	6	6	12	30	0	0	1	+9	6	1	0	1	16	-1
NY ISLANDERS TOTALS			636	74	90	164	329	3	11	17	+4	71	11	7	18	86	+4
NHL TOTALS			982	136	138	274	666	12	17	25	-23	76	12	8	20	90	+4





NOAH DOBSON

Defenseman



ACQUIRED:

Selected by the New York Islanders in the first round (12th overall) of the 2018 NHL Draft.

2022-23 SEASON:

Recorded 49 points (13 goals, 36 assists) in 78 games during his fourth season with the Islanders... His 19 power-play points were tied with Mathew Barzal for the team-lead... Led Islanders defensemen in all three scoring categories... His 13 goals tied his career-best... Recorded a career-high five power-play goals, tied with Jean-Gabriel Pageau for third on the Islanders... Registered a career-best 11 multi-point games... His 206 shots on goal were third on the team... Began the season with a three-game point streak Oct. 15 - 18 (two goals, two assists)... Scored his second career overtime goal on Nov. 7 vs. CGY... Skated a career-high 26:25 TOI on Dec. 19 at COL... Played his 200th career NHL game on Jan. 5 at EDM... Scored his 100th career point on Feb. 6 at PHI... Recorded a five-game point streak Feb. 9 - Feb. 18 (one goal, six assists), the only Islanders skater to achieve an assist streak of at least five games this season... Tallied a career-high eight shots on goal Feb. 14 vs. OTT... Registered a four-game point streak Mar. 15 - Mar. 24 (one goal, four assists)... Tallied a four-game assist streak Apr. 6 - Apr. 12 (six assists).

2023 STANLEY CUP PLAYOFFS:

Recorded two points (two assists) in six postseason games in the First Round of the 2023 Stanley Cup Playoffs... Recorded two assists in Game Two on April 19, his second career multi-point playoff game.



PRONUNCIATION

DAHb-suhn, NOH-uh

SHOOTS

Right

HEIGHT

6'4"

WEIGHT

194lbs.

BIRTHDATE

January 7, 2000

BIRTHPLACE

Summerside, PEI



JUNIOR TEAMS

Acadie-Bathurst Titan (QMJHL)

Rouyn-Noranda Huskies (QMJHL)



(2016-19)



(2018-19)

200

CAREER GAMES
JAN. 5, 2023

20

In the 2020 Stanley Cup Playoffs, Dobson became the first 20-year-old to appear in a playoff game for the Islanders since Darius Kasparaitis and Steve Junker in 1993.

FRANCHISE HISTORY

In 2021-22, Dobson became just the second defenseman in Islanders franchise history to record a 50-point season at age 22 or younger, joining Denis Potvin, who reached the mark three times (1973-74, '74-'75, and '75-'76).

D-SCORING

Dobson has led Islanders defense in all three scoring categories in each of the last two seasons, tallying 51 points (13g, 38a) in 2021-22, and 49 points (13g, 36a) in 2022-23.

50-POINT SEASONS NYI DEFENSEMEN SINCE 1993

1. Vladimir Malakhov.....1993-94.....57p
2. Mark Streit.....2008-09.....56p
3. Vladimir Malakhov.....1992-93.....52p
4. **Noah Dobson.....2021-22.....51p**
5. Jeff Norton.....1992-93.....50p

19

Recorded 19 power play points (five goals, 14 assists) in 2022-23, tied for the team lead (Barzal). It was the second straight year Dobson led or shared the team-lead in power play points.



2018 & 2019 QMJHL ALL-STAR

100

CAREER POINTS
FEB. 6, 2023

INTERNATIONAL:



- World Junior Championships: 2019 (6th place)
- Hlinka Gretzky Cup: 2018 (Gold)
- World Under-17 Hockey Challenge: 2016 (Red, 6th place)

MILESTONES:

1st NHL Game:	10/8/19 vs. EDM	100th NHL Point:	2/6/23 at PHI
1st NHL Assist/Point:	10/8/19 vs. EDM	200th NHL Game:	1/5/23 at EDM
1st NHL Goal:	1/14/20 vs. DET (Pickard)		
100th NHL Game:	12/11/21 vs. NJD		

SINGLE GAME HIGHS:

Goals:	1 (30 times)	Last: 3/21/23 vs. TOR	PIM:	4 (twice)	Last: 12/23/22 vs. FLA
Assists:	2 (12 times)	Last: 4/12/23 vs. MTL	+/-:	+3 (six times)	Last: 3/21/23 vs. TOR
Points:	2 (22 times)	Last: 4/12/23 vs. MTL	TOI:	26:35	12/19/22 at COL

CAREER HIGHS:

Goals:	13	2021-22, 2022-23	PIM:	20	2022-23
Assists:	38	2021-22	+/-:	+4	2022-23
Points:	51	2021-22	TOI:	21:28	2021-22




CAREER TRANSACTIONS:



CAREER STATISTICS:

SEASON	CLUB	LEAGUE	REGULAR SEASON									PLAYOFFS					
			GP	G	A	PTS	PIM	PP	SH	GW	+/-	GP	G	A	PTS	PIM	+/-
2015-16	RB Akademie	RBHRC18	24	3	13	16	16	0	0	0	-	-	-	-	-	-	-
	RB Hockey	RBHS20	11	1	1	2	0	0	0	-	-	-	-	-	-	-	
2016-17	Acadie-Bathurst	QMJHL	63	7	19	26	40	0	1	2	+34	11	0	5	5	2	+7
	Canada	WHC-17	5	0	0	0	0	0	0	-	-	-	-	-	-	-	
2017-18	Acadie-Bathurst	QMJHL	67	17	52	69	52	11	2	2	33	20	3	10	13	24	9
2018-19	Acadie-Bathurst	QMJHL	28	9	7	16	36	4	0	0	-30	-	-	-	-	-	-
	Rouyn-Noranda	QMJHL	28	6	30	36	24	2	1	1	+40	20	8	21	29	20	+28
	Canada	WJC-20	5	1	0	1	2	0	0	0	+4	-	-	-	-	-	-
2019-20	NY ISLANDERS	NHL	34	1	6	7	8	0	0	0	-1	1	0	0	0	0	0
2020-21	NY ISLANDERS	NHL	46	3	11	14	8	0	0	0	+1	19	0	7	7	0	+1
2021-22	NY ISLANDERS	NHL	80	13	38	51	18	3	0	4	-3	-	-	-	-	-	-
2022-23	NY ISLANDERS	NHL	78	13	36	49	20	5	0	2	+4	6	0	2	2	2	+2
NY ISLANDERS TOTALS			238	30	91	121	54	8	0	6	+1	26	0	9	9	2	+3
NHL TOTALS			238	30	91	121	54	8	0	6	+1	26	0	9	9	2	+3





PIERRE ENGVALL

Forward

18

ACQUIRED:

Acquired from the Toronto Maple Leafs in exchange for a third round pick in the 2024 NHL Draft on February 28, 2023.

2022-23 SEASON:

Recorded nine points (five goals, four assists) in 17 games with the New York Islanders and 21 points (12 goals, 9 assists) in 58 games with the Toronto Maple Leafs...Tallied three multi-point games (Dec. 13, Feb. 18, and Mar. 15)...With Toronto, recorded a career-high six-game point streak from Dec. 20 - Jan. 3 (three goals, three assists)...Skated in his 200th career NHL game on Dec. 22 vs. PHI... Recorded a goal and assist Feb. 18 vs. MTL...Made his Islander debut on Mar. 4 vs. DET...Recorded a four-game point streak (three goals, one assist) from Mar. 11 - 18, including goals in three straight games...Scored his career-best fourth game-winning goal on Mar. 15 at ANA.

2023 STANLEY CUP PLAYOFFS:

Recorded two points (one goal, one assist) in six postseason games in the First Round of the 2023 Stanley Cup Playoffs.



**7th ROUND,
188th OVERALL (2014)**

PRONUNCIATION

EHNG-vuhl, pee-AIHR

SHOOTS

Left

HEIGHT

6'5"

WEIGHT

219lbs.

BIRTHDATE

May 31, 1996

BIRTHPLACE

Llungby, SWE



JUNIOR TEAM

Frolunda HC (J20 SuperElit)
2012-15



**CALDER CUP
CHAMPION**
TORONTO MARLIES
2018

Recorded a career-high six-game point streak (three goals, three assists) from Dec. 20, 2022 - Jan. 3, 2023 (with TOR).

**POINT
STREAK**

200 CAREER GAMES
DEC. 22, 2022

SHG

Engvall became the fourth player in Toronto Maple Leafs history to record his first NHL goal shorthanded on Nov. 21, 2019 at ARI.



Engvall's 13:38 TOI/game average in 2022-23 was a career-high.

4

Recorded a career-high four game-winning goals in 2022-23, including a 6-3 win at ANA on Mar. 15, 2023.

PLAYOFFS

Scored his first career Stanley Cup Playoffs goal on Apr. 25, 2023 at CAR, helping the Islanders force a Game Six in the series.

INTERNATIONAL:



Under-17 World Hockey Challenge: 2013 (Gold)

MILESTONES:

1st NHL Game:	11/19/19 at VGK	100th NHL Game:	11/2/21 vs. VGK
1st NHL Goal/Point:	11/21/19 at ARI (Kuemper)	200th NHL Game:	12/22/22 vs. PHI
1st NHL Assist:	11/23/19 at COL		

SINGLE GAME HIGHS:

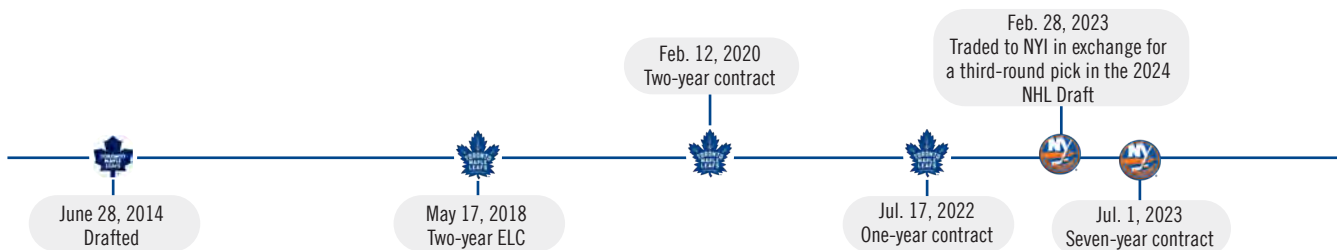
Goals:	1 (47 times)	Last: 3/29/23 at WSH	PIM:	15	12/8/2022 vs. LAK
Assists:	2 (three times)	Last: 4/14/22 vs. WSH	+/-:	+4	3/15/23 at ANA
Points:	2 (10 times)	Last: 3/15/23 at ANA	TOI:	18:50	4/23/22 at FLA

CAREER HIGHS:

Goals:	17	2022-23	PIM:	31	2022-23
Assists:	20	2021-22	+/-:	+13	2021-22
Points:	35	2021-22	TOI:	13:38	2022-23




CAREER TRANSACTIONS:



CAREER STATISTICS:

REGULAR SEASON		PLAYOFFS															
SEASON	CLUB	LEAGUE	GP	G	A	PTS	PIM	PP	SH	GW	+/-	GP	G	A	PTS	PIM	+/-
2011-12	IF Troja-Llungby	J18 Elit	25	9	4	13	10	-	-	-	-2	-	-	-	-	-	-
	Sweden	U16	5	2	0	2	0	-	-	-	+5	-	-	-	-	-	-
2012-13	Frolunda	J18 Elit	20	11	9	20	16	-	-	-	+17	-	-	-	-	-	-
	Frolunda	J18 Allsvenskan	10	7	7	14	6	-	-	-	+12	3	0	1	1	2	+1
	Frolunda J20	J20 SuperElit	4	2	0	2	0	-	-	-	+2	-	-	-	-	-	-
	Sweden U17	WHC-17	6	2	1	3	2	-	-	-	-	-	-	-	-	-	-
	Sweden U17	International	7	1	0	1	4	-	-	-	-1	-	-	-	-	-	-
2013-14	Frolunda	J18 Elit	9	6	18	24	6	-	-	-	+16	-	-	-	-	-	-
	Frolunda	J18 Allsvenskan	7	5	7	12	2	-	-	-	+4	5	1	0	1	6	E
	Frolunda J20	J20 SuperElit	39	17	18	35	42	-	-	-	+21	3	0	1	1	0	-3
	Sweden U18	International	6	3	0	3	0	-	-	-	E	-	-	-	-	-	-
2014-15	Frolunda J20	J20 SuperElit	38	17	34	51	50	-	-	-	+7	8	5	1	6	10	+1
	IK Oskarshamn	Allsvenskan	10	0	0	0	0	-	-	-	-2	-	-	-	-	-	-
	Sweden	International	4	2	0	2	2	-	-	-	+2	-	-	-	-	-	-
2015-16	Mora IK	Allsvenskan	50	12	12	24	12	-	-	-	+4	5	1	0	1	2	-2
2016-17	Mora IK	Allsvenskan	50	21	19	40	20	-	-	-	+4	9	5	5	10	6	+4
	Toronto	AHL	0	0	0	0	0	0	0	0	E	1	0	0	0	0	E
2017-18	HV71	SHL	31	7	13	20	12	-	-	-	+12	2	1	0	1	0	E
	Toronto	AHL	9	4	4	8	2	3	0	1	-2	20	3	5	8	4	+1
2018-19	Toronto	AHL	70	19	13	32	57	1	0	1	E	13	1	6	7	2	-1
2019-20	TORONTO	NHL	48	8	7	15	6	0	2	3	+4	4	0	0	0	0	E
	Toronto	AHL	15	7	9	16	6	0	0	1	+11	-	-	-	-	-	-
2020-21	TORONTO	NHL	42	7	5	12	16	0	0	0	+2	6	0	1	1	12	-1
2021-22	TORONTO	NHL	78	15	20	35	30	3	3	3	+13	7	0	3	3	14	E
2022-23	TORONTO	NHL	58	12	9	21	25	1	0	1	+1	-	-	-	-	-	-
	NY ISLANDERS	NHL	18	5	4	9	6	0	0	1	+7	6	1	1	2	0	+4
NY ISLANDERS TOTALS			18	5	4	9	6	0	0	1	+7	6	1	1	2	0	+4
NHL TOTALS			244	47	45	92	83	2	3	11	+27	23	1	5	5	26	+3



HUDSON FASCHING

Forward



ACQUIRED:

Signed as a free agent on August 22, 2022.

2022-23 SEASON:

Recorded a career-high 19 points (10 goals, nine assists) in 49 games during his first season with the Islanders...Posted a career-best plus 10 rating...Made his Islanders debut on Dec. 4 vs. CHI...Scored his first goal as an Islander and the second of his career on Dec. 6 vs. STL...Tallied assists in consecutive games on Dec. 27 vs. PIT and Dec. 29 vs. CBJ for the first time in his career...Recorded his first career three-game point streak from Mar. 4 - 9 (two goals, two assists)...Tallied his first career multi-point game on Mar. 7 vs. BUF (one goal, one assist), including his first career game-winning goal...Recorded a career-high four-game point streak (two goals, two assists) from Mar. 15 - 24...Recorded his second four-game point streak (three goals, one assist) and first career three-game goal streak from Apr. 6 - Apr. 12.

2023 STANLEY CUP PLAYOFFS:

Skated in six games in the First Round of the 2023 Stanley Cup Playoffs, including his playoff debut on April 17 at Carolina.



**4th ROUND,
118th OVERALL (2013)**

PRONUNCIATION

FA-shing, HUHD-suhn

SHOOTS

Right

HEIGHT

6'3"

WEIGHT

209lbs.

BIRTHDATE

July 28, 1995

BIRTHPLACE

Apple Valley, MN



COLLEGE

University of Minnesota



JUNIOR TEAM

U.S. National Team
Development Program (USHL)



2022-23 CAREER YEAR

In 2022-23, Fasching set career-highs in all three scoring categories, games played, plus/minus rating, and TOI per game.

Games Played.....	49
Goals.....	10
Assists.....	9
Points.....	19
TOI/GP.....	12:29
+/-.....	+10

PLAYOFF DEBUT

Skated in his first career Stanley Cup Playoff game on Apr. 17, 2021 at CAR.



In 2022-23, Fasching recorded two four-game point streaks from Mar. 15 - 24 (two goals, two assists), and from Apr. 6 - 12 (three goals, one assist). They were the first of his career.

Fasching scored his first NHL goal in his NHL debut on March 26, 2016 vs. WPG.

NHL DEBUT

CAPTAIN

Fasching served as team captain of the Tucson Roadrunners in the American Hockey League during the 2021-22 campaign. He finished the 21-22 season among the top five Tucson skaters in all three scoring categories.

SINGLE-GAME HIGH

Recorded his first career multi-point game (one goal, one assist) and a single-game career-high +3 rating on Mar. 7, 2023 vs. BUF.

INTERNATIONAL:



World Championships: 2016 (4th place)
World Junior Championships: 2015 (5th place), 2014 (5th place)
World Under-18 Championships: 2013 (Silver)

MILESTONES:

1st NHL Game: 3/26/16 vs. WPG
1st NHL Point/Assist: 4/9/16 at NYI
1st NHL Goal: 3/26/16 vs. WPG

SINGLE GAME HIGHS:

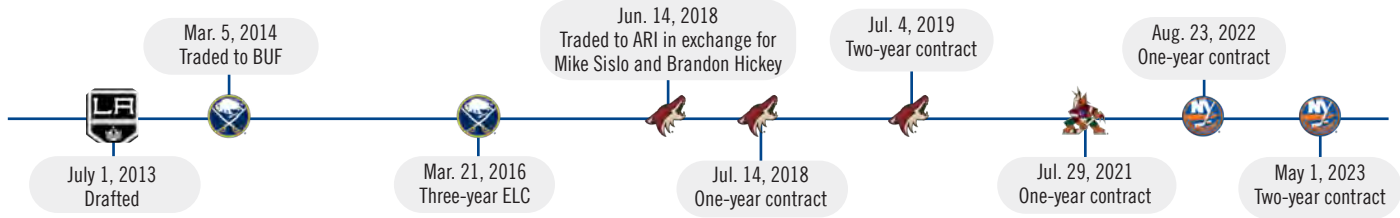
Goals: 1 (11 times)	Last: 4/12/23 vs. MTL	PIM: 4	3/29/2016 at PIT
Assists: 1 (11 times)	Last: 4/6/23 vs. TBL	+/-: +3	3/7/23 vs. BUF
Points: 2	3/7/23 vs. BUF	TOI: 17:13	2/18/23 at BOS

CAREER HIGHS:

Goals: 10	2022-23	PIM: 10	2022-23
Assists: 9	2022-23	+/-: +10	2022-23
Points: 19	2022-23	TOI: 12:29	2022-23



CAREER TRANSACTIONS:



CAREER STATISTICS:

		REGULAR SEASON										PLAYOFFS					
SEASON	CLUB	LEAGUE	GP	G	A	PTS	PIM	PP	SH	GW	+/-	GP	G	A	PTS	PIM	+/-
2009-10	Apple Valley	USHS-MN	31	24	18	42	12	-	-	-	-	6	4	2	6	0	-
2010-11	Apple Valley	USHS-MN	28	18	32	50	16	-	-	-	-	3	2	3	5	2	-
	Team MAP South	UMHSEHL	18	7	8	15	12	-	-	-	-	3	1	3	4	4	-
2011-12	US Natl. Dev. Program	USHL	37	7	14	21	38	-	-	-	-15	1	1	1	2	2	-1
	U.S. National U17	USDP	54	16	20	36	52	-	-	-	-	-	-	-	-	-	-
2012-13	US Natl. Dev. Program	USHL	25	4	7	11	8	-	-	-	E	-	-	-	-	-	-
	U.S. National U18	USDP	62	10	23	33	43	-	-	-	+14	-	-	-	-	-	-
	Team USA U18	WJC-18	7	0	6	6	4	-	-	-	+4	-	-	-	-	-	-
2013-14	Univ. of Minnesota	NCAA	40	14	16	30	22	-	-	-	+17	-	-	-	-	-	-
	Team USA	WJC-20	5	2	2	4	2	-	-	-	+2	-	-	-	-	-	-
2014-15	Univ. of Minnesota	NCAA	38	12	14	26	24	-	-	-	+18	-	-	-	-	-	-
	Team USA	WJC-20	5	1	2	3	4	-	-	-	+7	-	-	-	-	-	-
2015-16	Univ. of Minnesota	NCAA	37	20	18	38	16	-	-	-	+12	-	-	-	-	-	-
	BUFFALO	NHL	7	1	1	2	4	0	0	0	+2	-	-	-	-	-	-
	Team USA	WC	10	0	2	2	0	-	-	-	-2	-	-	-	-	-	-
2016-17	BUFFALO	NHL	10	0	1	1	2	0	0	0	-1	-	-	-	-	-	-
	Rochester	AHL	37	8	4	12	8	0	0	1	-12	-	-	-	-	-	-
2017-18	BUFFALO	NHL	5	0	0	0	2	0	0	0	-1	-	-	-	-	-	-
	Rochester	AHL	69	12	18	30	40	2	0	0	+6	1	0	0	0	0	-2
2018-19	Tucson	AHL	64	16	17	33	16	3	2	3	-1	-	-	-	-	-	-
2019-20	Tucson	AHL	57	19	16	35	15	4	1	1	+8	-	-	-	-	-	-
2020-21	ARIZONA	NHL	5	0	0	0	0	0	0	0	-3	-	-	-	-	-	-
	Tucson	AHL	2	0	1	1	0	0	0	0	-1	-	-	-	-	-	-
2021-22	ARIZONA	NHL	11	0	0	0	0	0	0	0	-3	-	-	-	-	-	-
	Tucson	AHL	51	14	23	37	18	6	2	1	-22	-	-	-	-	-	-
2022-23	NY ISLANDERS	NHL	49	10	9	19	10	1	0	1	+10	6	0	0	0	2	-1
	Bridgeport	AHL	18	7	4	11	4	0	0	0	+6	-	-	-	-	-	-
NY ISLANDERS TOTALS			49	10	9	19	10	0	0	1	+10	6	0	0	0	2	-1
NHL TOTALS			87	11	11	22	18	0	0	1	+4	6	0	0	0	2	-1





JULIEN GAUTHIER

Forward



ACQUIRED:

Signed as a free agent with the New York Islanders on July 5, 2023.

2022-23 SEASON:

Recorded 14 points (nine goals, five assists) in 57 NHL games split between the Ottawa Senators and New York Rangers during his third NHL season...Tallied five points (three goals, two assists) in 17 games with the Senators and nine points (six goals, three assists) in 40 games with the Rangers...Set new career-highs in goals, points, and games played...Played his 100th career NHL game on Nov. 1 vs. Philadelphia... Tallied two goals in four games with the Hartford Wolf Pack, the New York Rangers' American Hockey League affiliate.

 **1st ROUND,
21st OVERALL (2016)**

PRONUNCIATION

GOH-t'yay, JOO-lee-uhn

SHOOTS

Right

HEIGHT

6'4"

WEIGHT

226lbs.

BIRTHDATE

October 15, 1997

BIRTHPLACE

Pointe-aux-Trembles, QC



JUNIOR TEAMS

Val-d'Or Foreurs (QMJHL),
Saint John Sea Dogs (QMJHL)



(2013-17)



(2017)

100 CAREER GAMES
NOV. 1, 2022

CAREER-HIGHS

Set career-highs in goals (nine), points (14), and games played (57) in 2022-23, his third season in the NHL.

NHL DEBUT

Made his NHL debut with the Hurricanes on Oct. 11, 2019 vs. the Islanders.



WJC
SILVER MEDALIST
TEAM CANADA
2017

Gauthier won the President's Cup (now called the Gilles-Courteau trophy) twice during his time in the QMJHL, in 2014 with Val d'Or, and in 2016 with Saint John.




**CALDER CUP
CHAMPION**
CHARLOTTE CHECKERS
2019

INTERNATIONAL:



World Junior Championships: 2016 (6th place), 2017 (Silver)
World Under-17 Hockey Challenge: 2014 (Quebec, 4th place)

MILESTONES:

1st NHL Game: 10/11/19 vs. NYI
1st NHL Assist/Point: 12/14/19 at CGY
1st NHL Goal: 2/10/21 vs. BOS (Rask)
100th NHL Game: 11/1/22 vs. PHI

SINGLE GAME HIGHS:

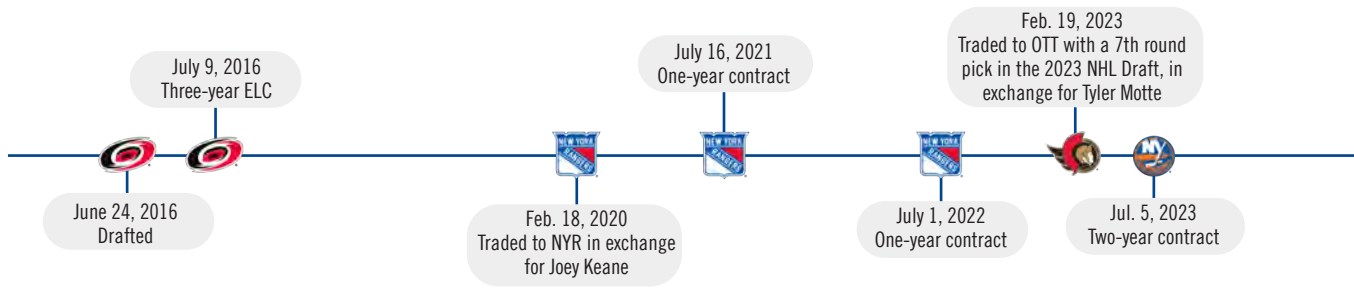
Goals: 1 (14 times)	Last: 4/8/23 vs. TBL	PIM: 8	3/15/21 vs. PHI
Assists: 2 (twice)	Last: 11/26/21 at BOS	+/-: +2 (four times)	Last: 4/8/23 vs. TBL
Points: 2 (four times)	Last: 12/22/22 vs. NYI	TOI: 15:23	3/9/21 at PIT

CAREER HIGHS:

Goals: 9	2022-23	PIM: 14	2020-21
Assists: 6	2020-21	+/-: +1	2019-20
Points: 14	2022-23	TOI: 10:18	2021-22




CAREER TRANSACTIONS:



CAREER STATISTICS:

REGULAR SEASON													PLAYOFFS				
SEASON	CLUB	LEAGUE	GP	G	A	PTS	PIM	PP	SH	GW	+/-	GP	G	A	PTS	PIM	+/-
2013-14	Val-d'Or	QMJHL	62	8	21	29	19	-	-	-	+9	24	0	7	7	2	-1
	Canada Quebec	WHC-17	6	0	0	0	4	-	-	-	-	-	-	-	-	-	-
2014-15	Val-d'Or	QMJHL	68	38	35	73	46	15	0	7	+6	17	5	5	10	6	-2
2015-16	Val-d'Or	QMJHL	54	41	16	57	24	11	1	5	+24	6	2	3	5	8	+4
	Canada	WJC-20	5	0	2	2	0	-	-	-	E	-	-	-	-	-	-
2016-17	Val-d'Or	QMJHL	23	7	20	27	22	1	3	1	+1	-	-	-	-	-	-
	Saint John	QMJHL	20	10	14	24	18	5	0	1	+11	16	11	6	17	13	+13
	Canada	WJC-20	7	5	2	7	2	-	-	-	+2	-	-	-	-	-	-
2017-18	Charlotte	AHL	65	16	9	25	24	1	0	2	E	8	1	1	2	2	-3
2018-19	Charlotte	AHL	75	27	14	41	57	9	0	3	-6	17	5	3	8	10	+7
2019-20	CAROLINA	NHL	5	0	1	1	6	0	0	0	+2	-	-	-	-	-	-
	Charlotte	AHL	44	26	11	37	34	8	1	4	-5	-	-	-	-	-	-
	NY RANGERS	NHL	12	0	2	2	2	0	0	0	-1	3	0	0	0	0	-1
2020-21	NY RANGERS	NHL	30	2	6	8	14	0	0	0	-6	-	-	-	-	-	-
2021-22	NY RANGERS	NHL	49	3	4	7	8	0	0	0	-9	-	-	-	-	-	-
2022-23	NY RANGERS	NHL	40	6	3	9	4	0	0	0	-5	-	-	-	-	-	-
	Hartford	AHL	4	2	0	2	2	1	0	0	+1	-	-	-	-	-	-
	OTTAWA	NHL	17	3	2	5	2	0	0	0	-1	-	-	-	-	-	-
NHL TOTALS			153	14	18	32	36	0	0	0	-20	3	0	0	0	0	-1



SIMON HOLMSTROM

Forward



ACQUIRED:

Selected by the New York Islanders in the first round (23rd overall) of the 2019 NHL Draft.

2022-23 SEASON:

Recorded nine points (six goals, three assists) in 50 games during his first season with the Islanders...Made his NHL debut on Nov. 23 vs. EDM...Recorded his first career NHL point, an assist, on Nov. 25 at CBJ... Scored his first NHL goal, the game-winner, on Dec. 17 at VGK... Also recorded his first career multi-assist game on Apr. 8 vs. PHI... Recorded five points (three goals, two assists) in 16 games with Bridgeport during his third season in the American Hockey League.

2023 STANLEY CUP PLAYOFFS:

Member of the 2023 New York Islanders playoff roster.



**1st ROUND,
23rd OVERALL (2019)**

PRONUNCIATION

HOLM-strum, SYE-muhn

SHOOTS

Left

HEIGHT

6'2"

WEIGHT

215 lbs.

BIRTHDATE

May 24, 2001

BIRTHPLACE

Tranas, SWE



JUNIOR TEAM

HV71 (J20 SuperElit)
2015-19



WJC
GOLD
MEDALIST
2019

NHL DEBUT

Holmstrom made his NHL debut on Nov. 23, 2022 vs. the Edmonton Oilers.

Holmstrom made his professional debut on Oct. 5, 2019 with the Bridgeport Sound Tigers, becoming the youngest skater to ever dress for Bridgeport at 18 years, four months and 10 days.



Scored his first career NHL goal on Dec. 17, 2022 at VGK, the eventual game-winning goal in a 5-2 win against the Golden Knights.

AHL

Holmstrom has recorded 70 points (27 goals, 43 assists) in 154 career American Hockey League games with the Bridgeport Islanders.

FIRST

Recorded his first career NHL point, an assist, in his second career game on Nov. 25, 2022 at CBJ.

INTERNATIONAL:



World Junior Championships: 2019 (Gold)
World Under-18 Championships: 2021 (5th place)

MILESTONES:

1st NHL Game: 11/23/22 vs. EDM
1st NHL Assist/Point: 11/25/22 at CBJ
1st NHL Goal: 12/17/22 at VGK (Thompson)

SINGLE GAME HIGHS:

Goals: 1 (6 times)	Last: 4/6/23 vs. TBL	PIM: 0	--
Assists: 2	4/8/23 vs. PHI	+/-: +2 (three times)	Last: 4/8/23 vs. PHI
Points: 2	4/8/23 vs. PHI	TOI: 14:49	3/29/23 at WSH

CAREER HIGHS:

Goals: 6	2022-23	PIM: 0	2022-23
Assists: 3	2022-23	+/-: -4	2022-23
Points: 9	2022-23	TOI: 11:06	2022-23



CAREER TRANSACTIONS:



June 21, 2019
Drafted




Jul. 15, 2019
Three-year ELC

CAREER STATISTICS:

REGULAR SEASON		PLAYOFFS															
SEASON	CLUB	LEAGUE	GP	G	A	PTS	PIM	PP	SH	GW	+/-	GP	G	A	PTS	PIM	+/-
2015-16	HV71 U16	U16 Elit	5	2	3	5	2	-	-	-	-	5	5	2	7	2	-
	HV71 U16	U16SM	7	2	1	3	2	-	-	-	-	-	-	-	-	-	-
	HV71 U16 2	U16 Div1	4	1	1	2	0	-	-	-	-	-	-	-	-	-	-
2016-17	HV71 U16	U16 Elit	13	14	16	30	16	-	-	-	-	3	1	4	5	4	-
	HV71 U16	U16SM	3	3	3	6	0	-	-	-	-	-	-	-	-	-	-
	HV71 U16 2	U16 Div1	2	2	4	6	0	-	-	-	-	-	-	-	-	-	-
	HV71 J18	J18 Elit	13	2	2	4	25	-	-	-	+3	-	-	-	-	-	-
2017-18	HV71 J18	J18 Allsv	13	2	7	9	2	-	-	-	+11	5	1	1	2	0	+1
	HV71 J18	J18 Elit	7	1	7	8	2	-	-	-	+6	-	-	-	-	-	-
	HV71 J18	J18 Allsv	1	0	0	0	0	0	0	0	E	3	2	1	3	0	-2
	HV71 J20	SuperElit	28	11	19	30	6	-	-	-	-7	6	1	7	8	2	+2
2018-19	HV71	SHL	1	0	0	0	0	0	0	0	E	-	-	-	-	-	-
	HV71 J18	J18 Allsv	3	1	3	4	0	-	-	-	+4	5	1	2	3	0	E
	HV71 J20	SuperElit	21	7	13	20	10	-	-	-	+7	3	1	2	3	2	E
	HV71	SHL	1	0	0	0	0	0	0	0	E	-	-	-	-	-	-
2019-20	Sweden U18	WJC-18	7	3	3	6	0	0	0	0	+1	-	-	-	-	-	-
	Bridgeport	AHL	46	8	7	15	6	2	0	2	-15	-	-	-	-	-	-
	Bridgeport	AHL	24	4	3	7	4	1	0	0	-14	-	-	-	-	-	-
	Bridgeport	AHL	68	12	31	43	8	1	0	1	+3	6	3	1	4	0	+1
2022-23	NY ISLANDERS	NHL	50	6	3	9	0	0	0	2	-4	-	-	-	-	-	-
	Bridgeport	AHL	16	3	2	5	4	0	1	0	-1	-	-	-	-	-	-
NY ISLANDERS TOTALS			50	6	9	3	9	0	0	2	-4	-	-	-	-	-	-
NHL TOTALS			50	6	9	3	9	0	0	2	-4	-	-	-	-	-	-





BO HORVAT

Forward



ACQUIRED:

Acquired from the Vancouver Canucks on January 30, 2023, in exchange for Anthony Beauvillier, Aatu Raty, and a conditional first round pick in the 2023 NHL Draft.

2022-23 SEASON:

Recorded 16 points (seven goals, nine assists) in 30 games with the Islanders and 54 points (31 goals, 23 assists) in 49 games with the Vancouver Canucks... His 70 points and 38 goals split between Vancouver and the Islanders were a career-high... His 38 goals led Islanders skaters... Recorded 16 multi-point games, including nine multi-goal games... Recorded a career-high four short-handed goals... Led Islanders forwards with 20:29 TOI per game, including 20:24 TOI per game after joining the team... Recorded a five-game point streak (eight goals, two assists) from Oct. 28 - Nov. 8... Tallied his 200th career assist on Nov. 5 vs. NSH... Played in his 600th career game on Dec. 10 vs. MIN... Recorded consecutive four-point games on Dec. 23 and 27... Recorded his 400th career point Dec. 23 at EDM... Recorded a career-high nine-game point streak (four goals, six assists) from Dec. 31 - Jan. 18... Scored his 200th career goal Jan. 14 at FLA... Recorded a career-high four assists on Jan. 27... Acquired by the Islanders on Jan. 30... Represented the Islanders at the 2023 NHL All-Star game, the second of his career... Recorded a three-game goal streak (three goals, one assist) Feb. 7 - 11... Skated a single-game career-high 27:43 TOI on Feb. 14 vs. OTT... Recorded a three-game point streak (one goal, four assists) Apr. 6 - 10.

2023 STANLEY CUP PLAYOFFS:

Recorded two points (one goal, one assist) in six postseason games in the First Round of the 2023 Stanley Cup Playoffs... Led Islanders forwards in TOI/game with 19:44... Scored a goal in Game Four vs. Carolina on April 23... Recorded an assist in Game Five on April 25 at Carolina.

VANCOUVER
1st ROUND,
9th OVERALL (2013)

PRONUNCIATION

HOR-vat, BO

SHOOTS

Left

HEIGHT

6'0"

WEIGHT

215 lbs.

BIRTHDATE

April 5, 1995

BIRTHPLACE

London, ON



JUNIOR TEAM

London Knights (OHL)
2011-14



Recorded a single-game career-high 27:43 TOI on Feb. 14, 2023 vs. Ottawa.



400 CAREER POINTS
DEC. 10, 2022



2017 & 2023
NHL ALL-STAR

600 CAREER GAMES
DEC. 10, 2022

2022-23
CAREER HIGHS

Horvat's 70 points and 38 goals (split between the Canucks and Islanders) in the 2022-23 campaign were a new career-high. Horvat also set career-highs in shorthanded goals (four).

In 2013, Horvat won the Wayne Gretzky 99 Award, given to the most valuable player in the Ontario Hockey League playoffs. He recorded 23 points (16g, 7a) in 21 GP to help the London Knights reach the OHL Championship.



200

CAREER GOALS
JAN. 14, 2023

CAREER ASSISTS
NOV. 5, 2022



Horvat served as team captain of the Vancouver Canucks from 2019 - 23.

INTERNATIONAL:



World Championships: 2018 (4th place)
World Junior Championships: 2014 (4th place)
Ivan Hlinka Memorial Tournament: 2012 (Gold)

CAREER HAT TRICKS:

3g 10/22/19 at DET

MILESTONES:

1st NHL Game:	11/4/14 at COL	200th NHL Goal:	1/14/23 vs FLA
1st NHL Goal/Point:	11/20/14 vs. ANA (Andersen)	200th NHL Assist:	11/5/21 vs. NSH
1st NHL Assist:	11/23/14 vs. CHI (3a)	400th NHL Point:	12/23/22 at EDM
100th NHL Game:	12/15/15 at MIN	600th NHL Game:	12/10/22 vs. MIN

SINGLE GAME HIGHS:

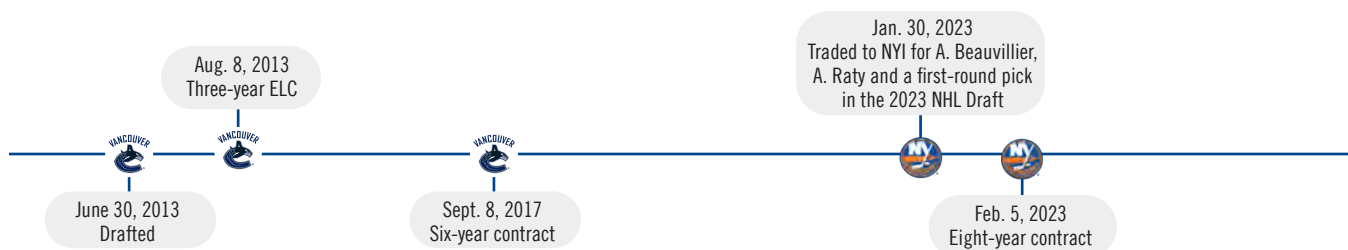
Goals:	3	10/22/19 at DET	PIM:	7	2/22/20 vs. BOS
Assists:	4	1/27/23 vs. CBJ	+/-:	+4 (twice)	Last: 1/2/20 vs. CHI
Points:	4 (five times)	Last: 1/27/23 vs. CBJ	TOI:	27:43	2/14/23 vs. OTT

CAREER HIGHS:

Goals:	38	2022-23	PIM:	40	2021-22
Assists:	34	2018-19	+/-:	+3	2021-22
Points:	70	2022-23	TOI:	20:50	2018-19




CAREER TRANSACTIONS:



CAREER STATISTICS:

REGULAR SEASON		PLAYOFFS															
SEASON	CLUB	LEAGUE	GP	G	A	PTS	PIM	PP	SH	GW	+/-	GP	G	A	PTS	PIM	+/-
2011-12	London	OHL	64	11	19	30	8	-	-	-	+27	18	1	3	4	0	E
	Canada U17	WHC-17	6	4	3	7	6	-	-	-	-	-	-	-	-	-	-
2012-13	London	OHL	67	33	28	61	29	-	-	-	+3	21	16	7	23	10	-1
	Canada U20	WJC-20	7	1	2	3	6	-	-	-	+2	-	-	-	-	-	-
2013-14	London	OHL	54	30	44	74	36	-	-	-	+20	9	5	6	11	4	E
	Canada U20	WJC-20	7	1	2	3	6	-	-	-	+2	-	-	-	-	-	-
2014-15	VANCOUVER	NHL	68	13	12	25	16	0	1	1	-8	6	1	3	4	2	+1
	Utica	AHL	5	0	0	0	4	0	0	0	E	-	-	-	-	-	-
2015-16	VANCOUVER	NHL	82	16	24	40	18	4	0	4	-30	-	-	-	-	-	-
2016-17	VANCOUVER	NHL	81	20	32	52	27	3	2	1	-7	-	-	-	-	-	-
2017-18	VANCOUVER	NHL	64	22	22	44	10	10	1	3	-1	-	-	-	-	-	-
	Canada	WC	10	3	4	7	0	-	-	-	+3	-	-	-	-	-	-
2018-19	VANCOUVER	NHL	82	27	34	61	33	7	2	3	-4	-	-	-	-	-	-
2019-20	VANCOUVER	NHL	69	22	31	53	21	12	0	2	-15	17	10	2	12	4	E
2020-21	VANCOUVER	NHL	56	19	20	39	23	7	1	3	-6	-	-	-	-	-	-
2021-22	VANCOUVER	NHL	70	31	21	52	40	13	1	4	+3	-	-	-	-	-	-
2022-23	VANCOUVER	NHL	49	31	23	54	12	11	3	4	+3	-	-	-	-	-	-
	NY ISLANDERS	NHL	30	7	9	16	6	1	1	1	-4	6	1	1	2	0	+2
NY ISLANDERS TOTALS			30	7	9	16	6	1	1	1	-4	6	1	1	2	0	+2
NHL TOTALS			651	208	228	436	206	68	12	26	-69	29	12	6	18	6	+3



ANDERS LEE

Forward



ACQUIRED:

Selected by the New York Islanders in the sixth round (151st overall) of the 2009 NHL Draft.

2022-23 SEASON:

Recorded 50 points (28 goals, 22 assists) in 82 games during his 11th season with the Islanders and fifth as team captain... His 50 points are the most he has recorded in a single campaign since 2018-19... Finished second on the Islanders with 28 goals and six power play goals (Nelson)... Recorded 10 multi-point games and six multi-goal games... Scored four game-winning goals... Played his 600th career NHL game on Oct. 20 vs. NJD... Notched a four-game point streak from Oct. 28 - Nov. 3 (two goals, three assists)... Tallied a season-high three points on Oct. 15 vs. ANA (three assists)... Recorded a four-game assist streak Nov. 12 - Nov. 29 (four assists)... Scored a goal and registered a career-high 10 shots on goal Dec. 9 at NJD... Recorded five points in three games (three goals, two assists) Dec. 22 - Dec. 27... Scored his 400th career point on Jan. 28 vs. VGK... Passed Bob Bourne for eighth-most goals in franchise history (239) on Mar. 29 vs. TOR... Reached the 50-point mark for the fourth time in his career as he scored his 28th goal of the season on Apr. 12 vs. MTL.

2023 STANLEY CUP PLAYOFFS:

Scored one goal in six games in the First Round of the 2023 Stanley Cup Playoffs.



PRONUNCIATION

LEE, AN-duhrz

SHOOTS

Left

HEIGHT

6'3"

WEIGHT

227lbs.

BIRTHDATE

July 3, 1990

BIRTHPLACE

Edina, MN



COLLEGE

University of Notre Dame



JUNIOR TEAM

Green Bay Gamblers (USHL)



600

 CAREER GAMES
OCT. 20, 2022

2022-23 was the fourth time in his career that Lee recorded 50 points (2016-17, 2017-18, 2018-19). His 28 goals and 22 assists were the most points he's recorded in a single season since 2018-19.



Lee recorded his first career hat trick on Mar. 10, 2022 vs. CBJ. Prior to scoring his first hat trick, Lee had the most two-goal games (29) of any NHL player without a hat trick.

240

Lee scored his 239th career goal on Mar. 29, 2023 vs. Toronto, passing Bob Bourne for eighth-most goals in franchise history. His 240 career goals are second-most amongst active Islander skaters (Nelson).

295

Played in 295 consecutive games for the Islanders, the fourth-longest streak on the club's all-time list.

PPG

Lee's 68 career power play goals lead active Islanders and rank 9th all-time in franchise history.



Named the 15th captain in Islanders history on Oct. 4, 2018.

400

 CAREER POINTS
JAN. 28, 2023

200

 CAREER GOALS
MAR. 7, 2022

INTERNATIONAL:



World Championships: 2018 (Bronze), 2017 (5th place), 2015 (Bronze)

CAREER HAT TRICKS:

3g 3/10/22 vs. CBJ

MILESTONES:

1st NHL Game:	4/2/13 vs. WPG	500th NHL Game:	1/28/21 at WSH
1st NHL Goal/Point:	4/2/13 vs. WPG (Pavelec)	200th NHL Goal:	3/7/22 vs. COL
1st NHL Assist:	4/6/14 vs. TBL	400th NHL Point (Goal):	1/28/23 vs. VGK
300th NHL Point (Assist):	3/7/20 vs. CAR	600th NHL Game:	10/20/22 vs. NJD
400th NHL Game:	2/14/19 at CBJ		

SINGLE GAME HIGHS:

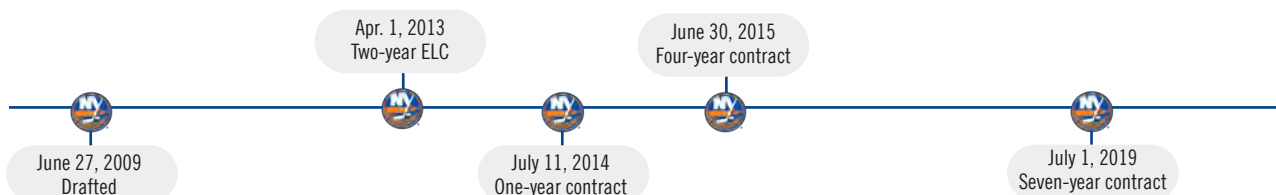
Goals:	3	3/10/22 vs. CBJ	PIM:	17	12/12/19 at FLA
Assists:	4	2/14/15 vs. CBJ	+/-:	+4	2/14/15 vs. CBJ
Points:	4 (twice)	Last: 10/27/18 at PHI	TOL:	23:26	1/31/21 at PHI

CAREER HIGHS:

Goals:	40	2017-18	PIM:	58	2018-19
Assists:	23 (twice)	2018-19 & 2019-20	+/-:	+20	2018-19
Points:	62	2017-18	TOL:	18:18	2019-20



CAREER TRANSACTIONS:



CAREER STATISTICS:

REGULAR SEASON		PLAYOFFS															
SEASON	CLUB	LEAGUE	GP	G	A	PTS	PIM	PP	SH	GW	+/-	GP	G	A	PTS	PIM	+/-
2006-07	St. Thomas	HIGH-MN	25	21	23	44	32	-	-	-	-	-	-	-	-	-	-
2007-08	Edina	HIGH-MN	25	25	18	43	18	-	-	-	-	-	-	-	-	-	-
2008-09	Edina	HIGH-MN	25	20	46	66	22	-	-	-	-	-	-	-	-	-	-
2009-10	Green Bay	USHL	59	35	31	66	54	-	-	-	+38	12	10	12	22	13	+10
2010-11	Notre Dame	CCHA	44	24	20	44	16	6	1	7	-	-	-	-	-	-	-
2011-12	Notre Dame	CCHA	40	17	17	34	24	7	0	1	-	-	-	-	-	-	-
2012-13	Notre Dame	CCHA	41	20	18	38	37	44	1	2	-	-	-	-	-	-	-
	NY ISLANDERS	NHL	2	1	1	2	0	0	0	0	-3	-	-	-	-	-	-
2013-14	Bridgeport	AHL	54	22	19	41	83	9	0	5	+1	-	-	-	-	-	-
	NY ISLANDERS	NHL	22	9	5	14	14	2	0	0	+3	-	-	-	-	-	-
2014-15	NY ISLANDERS	NHL	76	25	16	41	47	7	0	6	+9	5	0	1	1	7	-2
	United States	WC	10	1	4	5	2	0	0	0	-1	-	-	-	-	-	-
2015-16	NY ISLANDERS	NHL	80	15	21	36	51	8	0	3	-2	-	-	-	-	-	-
2016-17	NY ISLANDERS	NHL	81	34	18	52	56	9	0	6	+9	-	-	-	-	-	-
	United States	WC	8	5	3	8	10	1	5	0	-2	-	-	-	-	-	-
2017-18	NY ISLANDERS	NHL	82	40	22	62	44	14	0	2	-25	-	-	-	-	-	-
	United States	WC	10	4	0	4	4	0	0	0	+1	-	-	-	-	-	-
2018-19	NY ISLANDERS	NHL	82	28	23	51	58	10	0	5	+20	8	1	3	4	8	-1
2019-20	NY ISLANDERS	NHL	68	20	23	43	47	2	0	6	+8	22	7	4	11	15	+4
2020-21	NY ISLANDERS	NHL	27	12	7	19	12	3	0	3	+11	-	-	-	-	-	-
2021-22	NY ISLANDERS	NHL	76	28	18	46	34	9	0	3	-11	-	-	-	-	-	-
2022-23	NY ISLANDERS	NHL	82	28	22	50	50	6	0	4	-3	6	1	0	1	12	E
NY ISLANDERS TOTALS			678	240	176	416	399	68	0	38	+16	41	9	8	17	42	+1
NHL TOTALS			678	240	176	416	399	68	0	38	+16	41	9	8	17	42	+1



MATT MARTIN

Forward



ACQUIRED:

Acquired from the Toronto Maple Leafs in exchange for Eamon McAdam on July 3, 2018.

2022-23 SEASON:

Recorded 19 points (seven goals, 12 assists) in 81 games in his 13th NHL season and 11th season with the Islanders... Matched his career-high in points... His 12 assists were a career-high... Finished second on the Islanders in penalty minutes (63)... Led the Islanders and was fourth in the NHL with 295 hits... Tallied points in three straight games from Dec. 4-9 (one goal, two assists)... Scored his 13th career game-winning goal on Dec. 4 vs. CHI... Registered a single-game team-high 15 PIM on Dec. 23 vs. FLA... Recorded his 1,100th career penalty minute on Jan. 25 at OTT... Tallied a career-high four-game point streak (one goal, three assists) Feb. 18 - 24... Scored a goal and recorded a team-high 10 hits on Jan. 19 at BUF... Passed Dustin Brown (3,632) for second-most career hits on Feb. 18 at BOS, trailing only teammate Cal Clutterbuck.

2023 STANLEY CUP PLAYOFFS:

Scored a goal on April 21 in Game Three of the Islanders First Round Series vs. Carolina... Leads active Islanders with 79 career postseason games as an Islander.



**5th ROUND,
148th OVERALL (2008)**

PRONUNCIATION

MAHR-tihn, MAT

SHOOTS

Left

HEIGHT

6'3"

WEIGHT

215lbs.

BIRTHDATE

May 8, 1989

BIRTHPLACE

Windsor, ON



JUNIOR TEAM

Sarnia Sting (OHL)



(2006-09)

800 CAREER GAMES

MAR. 29, 2022

Ranks second all-time in the NHL with 3,703 hits in 898 games.

*hits have been tracked by the NHL since the 2005-06 season.

3,703

2022-23 CAREER-HIGHS

In 2022-23, Martin set career-highs in assists (12), matched his career-best in points (19), and recorded a career-high four-game point streak (one goal, three assists) from Feb. 18 - 24, 2023.



SIX-TIME BOB NYSTROM AWARD WINNER

For exemplary leadership, hustle and determination:

2012, 2013, 2014, 2015, 2016, 2020

ALL-TIME HITS AS AN ISLANDER

1. Matt Martin... (3,256)
2. Cal Clutterbuck... (2,299)
3. Casey Cizikas... (1,503)
4. Anders Lee... (1,118)
5. Trent Hunter... (1,029)

*hits have been tracked by the NHL since the 2005-06 season.

Recorded an NHL record 382 hits in a season in 2014-15. Martin also owns the second (374 in 2011-12) and third (365 in 2015-16) highest totals in this category.

382

766

Martin's 766 games played as an Islander lead active Islanders and are seventh-most in club history.

MILESTONES:

1st NHL Game:	2/9/10 vs. NSH	600th NHL Game:	1/10/19 at CAR
1st NHL Assist/Point:	2/9/10 vs. NSH	700th NHL Game:	1/30/21 at PHI
1st NHL Goal:	10/29/10 vs. MTL (Auld)	800th NHL Game:	3/29/22 vs. CBJ
100th NHL Point:	10/26/17 vs. CAR		

SINGLE GAME HIGHS:

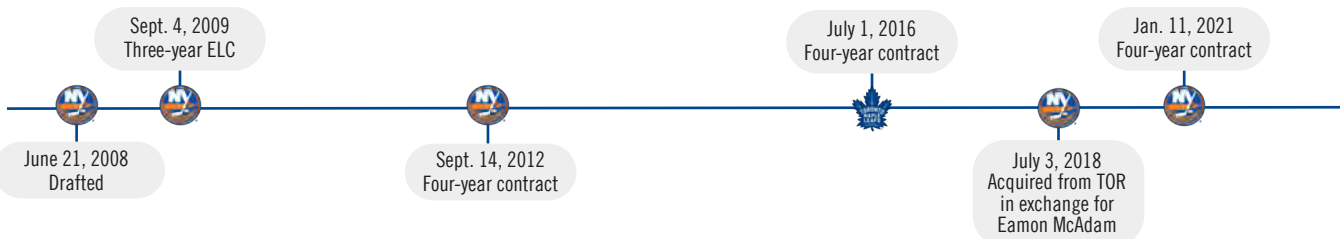
Goals:	2 (three times)	Last:	3/4/21 vs. BUF	PIM:	27	2/11/11 vs. PIT
Assists:	3		11/4/17 at STL	+/-:	+4	3/25/14 at CAR
Points:	3		11/4/17 at STL	TOI:	18:29	3/29/14 vs. NJD

CAREER HIGHS:

Goals:	10	2015-16	PIM:	147	2010-11
Assists:	12	2022-23	+/-:	+5	2018-19
Points:	19 (twice)	2015-16, 2022-23	TOI:	13:14	2009-10




CAREER TRANSACTIONS:



CAREER STATISTICS:

SEASON	CLUB	LEAGUE	REGULAR SEASON										PLAYOFFS					
			GP	G	A	PTS	PIM	PP	SH	GW	+/-	GP	G	A	PTS	PIM	+/-	
2005-06	Blenheim	OHA-C	40	11	12	23	102	-	-	-	-	-	-	-	-	-	-	-
2006-07	Sarnia	OJHL-B	9	2	5	7	16	-	-	-	-	4	0	0	0	0	-	
	Sarnia	OHL	39	3	3	6	5	2	-	-	-	-	-	-	-	-	-	
2007-08	Sarnia	OHL	66	25	13	38	155	-	-	-	-	9	3	3	6	16	-	
2008-09	Sarnia	OHL	61	35	30	65	142	17	1	1	+6	5	3	0	3	10	-	
2009-10	NY ISLANDERS	NHL	5	0	2	2	26	0	0	0	-1	-	-	-	-	-	-	
	Bridgeport	AHL	76	12	19	31	113	4	1	1	0	5	1	2	3	4	0	
2010-11	NY ISLANDERS	NHL	68	5	9	14	147	0	0	1	-13	-	-	-	-	-	-	
	Bridgeport	AHL	7	1	2	3	11	0	0	0	0	-	-	-	-	-	-	
2011-12	NY ISLANDERS	NHL	80	7	7	14	121	0	0	1	-17	-	-	-	-	-	-	
2012-13	NY ISLANDERS	NHL	48	4	7	11	63	1	0	1	-2	6	1	0	1	14	0	
2013-14	NY ISLANDERS	NHL	79	8	6	14	90	0	0	3	-11	-	-	-	-	-	-	
2014-15	NY ISLANDERS	NHL	78	8	6	14	114	0	0	2	-4	7	0	1	1	12	+1	
2015-16	NY ISLANDERS	NHL	80	10	9	19	119	0	0	1	+2	11	0	0	0	12	-1	
2016-17	TORONTO	NHL	82	5	4	9	123	0	0	0	0	6	0	2	2	6	-2	
2017-18	TORONTO	NHL	50	3	9	12	50	0	0	0	0	-	-	-	-	-	-	
2018-19	NY ISLANDERS	NHL	67	6	8	14	53	0	0	1	+5	8	0	0	0	0	-4	
2019-20	NY ISLANDERS	NHL	55	5	3	8	40	0	0	2	-1	22	5	1	6	28	0	
2020-21	NY ISLANDERS	NHL	54	6	5	11	36	1	0	0	-2	19	1	1	2	43	+1	
2021-22	NY ISLANDERS	NHL	71	3	4	7	70	0	0	0	-2	-	-	-	-	-	-	
2022-23	NY ISLANDERS	NHL	81	7	12	19	63	0	0	1	+4	6	1	0	1	16	E	
NY ISLANDERS TOTALS			766	69	78	147	942	2	0	13	-42	79	8	3	11	125	-3	
NHL TOTALS			898	77	91	168	1,115	2	0	13	-42	85	8	5	13	131	-5	





SCOTT MAYFIELD

Defenseman



ACQUIRED:

Selected by the New York Islanders in the second round (34th overall) of the 2011 NHL Draft.

2022-23 SEASON:

Recorded a career-high 24 points (six goals, 18 assists) in 82 games in his seventh season with the Islanders... His 24 points were third amongst Islanders defensemen... His 83 PIM led the Islanders... Led the Islanders in blocked shots with 168... His 20:58 TOI per game was second amongst Islanders skaters... Recorded his first career two-goal game on Oct. 15 vs. ANA... Recorded a single-game team-high plus-four rating on Dec. 17 at VGK... Recorded his 100th career point in his 400th career game on Feb. 7 vs. SEA... Recorded a three-game assist streak Mar. 18 - Mar. 24... Skated a single-game team-high 28:10 TOI Jan. 16 vs. WSH... Scored the game-winning goal Apr. 8 vs. PHI... Registered a career-high six shots on goal and tallied an assist Apr. 12 vs. MTL.

2023 STANLEY CUP PLAYOFFS:

Recorded three points (one goal, two assists) in six games in the First Round of the 2023 Stanley Cup Playoffs... Scored a goal and added an assist in Game Three vs. Carolina, his second career multi-point playoff game... Led the Islanders with 16 blocked shots.

**2nd ROUND,
34th OVERALL (2008)**

PRONUNCIATION

MAY-feeld, SKAHT

SHOOTS

Right

HEIGHT

6'5"

WEIGHT

220lbs.

BIRTHDATE

October 14, 1989

BIRTHPLACE

St. Louis, MO



JUNIOR TEAM

Youngstown Phantoms (USHL)
2009-11



COLLEGE

University of Denver



400
CAREER GAMES

Mayfield scored his 100th career point (an assist) in his 400th career game on Feb. 7, 2023, a 4-0 win over the Seattle Kraken.

MISSOURI

One of nine active and 20 all-time NHL players from the state of Missouri.

+12

Led the Islanders in the 2020 and 2021 Stanley Cup Playoffs with a plus-12 rating and became the first Islanders defenseman to record consecutive postseasons with a plus-12 rating.

770

Since his rookie season in 2016-17, Mayfield has recorded 602 blocked shots, leading the Islanders in that span.

CAREER-HIGHS

In 2022-23, Mayfield set career-highs in all three scoring categories, tallying 24 points (eight goals, 16 assists) in 82 games.

Recorded a single-game career-high 28:10 TOI on Jan. 16, 2023 vs. Washington. Mayfield's 21:02 average TOI in 2022-23 was a new career-high and second-most on the Islanders (Pelech).



MVP

Was named MVP at the 2010 World Junior A Challenge after winning gold with Team USA.

MILESTONES:

1st NHL Game:	4/6/14 at CBJ	200th NHL Game:	1/2/20 at NJD
1st NHL Goal/Point:	4/9/16 vs. BUF (Ullmark)	300th NHL Game:	11/21/21 vs. TOR
1st NHL Assist:	11/30/16 vs. PIT	100th NHL Point (Assist):	2/7/23 vs. SEA
100th NHL Game:	11/18/18 vs DAL	400th NHL Game:	2/7/23 vs. SEA

SINGLE GAME HIGHS:

Goals:	2	10/25/22 vs. ANA	PIM:	17	11/14/16 vs. TBL
Assists:	3	10/18/18 at LAK	+/-:	+5	10/18/18 at LAK
Points:	3	10/18/18 at LAK	TOI:	28:10	1/16/23 vs. WSH

CAREER HIGHS:

Goals:	6	2022-23	PIM:	83	2022-23
Assists:	18	2022-23	+/-:	+18	2018-19
Points:	24	2022-23	TOI:	21:02	2022-23




CAREER TRANSACTIONS:



CAREER STATISTICS:

SEASON	CLUB	LEAGUE	REGULAR SEASON										PLAYOFFS				
			GP	G	A	PTS	PIM	PP	SH	GW	+/-	GP	G	A	PTS	PIM	+/-
2009-10	Youngstown	USHL	59	10	12	22	145	4	2	2	-4	-	-	-	-	-	-
2010-11	Youngstown	USHL	52	7	9	16	159	3	0	2	-18	-	-	-	-	-	
2011-12	U. of Denver	WCHA	42	3	9	12	76	1	0	1	-	-	-	-	-	-	
2012-13	U. of Denver	WCHA	39	4	13	17	112	2	0	0	-	-	-	-	-	-	
	Bridgeport	AHL	6	0	0	0	2	0	0	0	+1	-	-	-	-	-	
2013-14	Bridgeport	AHL	71	3	15	18	129	0	0	1	E	-	-	-	-	-	
	NY ISLANDERS	NHL	5	0	0	0	7	0	0	0	-3	-	-	-	-	-	
2014-15	Bridgeport	AHL	69	1	13	14	173	0	0	0	-12	-	-	-	-	-	
	NY ISLANDERS	NHL	-	-	-	-	-	-	-	-	-	2	0	0	0	-1	
2015-16	Bridgeport	AHL	54	5	7	12	80	0	0	0	+9	3	0	0	0	6	
	NY ISLANDERS	NHL	6	1	0	1	11	0	0	0	-4	-	-	-	-	-	
2016-17	NY ISLANDERS	NHL	25	2	7	9	35	0	0	0	-1	-	-	-	-	-	
	Bridgeport	AHL	23	3	3	6	27	0	0	0	0	-	-	-	-	-	
2017-18	NY ISLANDERS	NHL	47	2	10	12	45	0	0	0	-6	-	-	-	-	-	
2018-19	NY ISLANDERS	NHL	79	4	15	19	68	0	1	0	+18	8	0	2	2	8	
2019-20	NY ISLANDERS	NHL	67	5	8	13	53	0	0	1	+8	22	1	4	5	12	
2020-21	NY ISLANDERS	NHL	56	2	13	15	38	0	0	0	+2	19	2	4	6	25	
2021-22	NY ISLANDERS	NHL	61	3	15	18	55	0	0	2	-5	-	-	-	-	-	
2022-23	NY ISLANDERS	NHL	82	6	18	24	83	0	0	1	+8	6	1	2	3	2	
NY ISLANDERS TOTALS			428	25	86	111	395	0	1	4	+17	57	4	12	16	47	
NHL TOTALS			428	25	86	111	395	0	1	4	+17	57	4	12	16	47	





BROCK NELSON

Forward



ACQUIRED:

Selected by the New York Islanders in the first round (30th overall) of the 2010 NHL Draft.

2022-23 SEASON:

Recorded a career-high 75 points (36 goals, 39 assists) in 82 games during his tenth season with the Islanders...Led the team in points and assists...Represented the Islanders at the 2023 NHL All-Star Game for the first time in his career, winning the accuracy shooting competition...His 39 assists were a career-high...Led the Islanders with a career-high eight multi-goal games...His career-high eight game-winning goals led the team...Tied Anders Lee for the team-lead in power play goals (six)...Recorded a four-game goal streak (five goals) from Oct. 28 - Nov. 3...Tallied his 400th career NHL point on Nov. 3...Recorded a career-high and team single-game 10 shots on Nov. 12 vs. CBJ...Skated in his 700th career NHL game on Nov. 29 vs. PHI...Tallied his 200th career assist on Dec. 17 at VGK...Recorded a 12-game point streak from Jan. 19 - Feb. 17 (nine goals, seven assists), the longest by an Islander since 2012...Registered three points on Feb. 17 vs. PIT (two goals, one assist) and Apr. 6 vs. TBL (one goal, two assists)...Recorded a single-game high plus four rating and two goals Mar. 15 at ANA.

2023 STANLEY CUP PLAYOFFS:

Recorded five points (two goals, three assists) in six games in the First Round of the 2023 Stanley Cup Playoffs...Tied for the team lead in all three scoring categories...His plus four rating was tied for the team-lead (Engvall, Palmieri)...Recorded two multi-point games, including a goal and assist on Apr. 19 at Carolina and a goal and assist on Apr. 25 at Carolina...Finished the postseason with 73 career playoff games, third-most amongst active Islanders (Martin, Cizikas).

**1st ROUND,
30th OVERALL (2010)**

PRONUNCIATION

NEHL-suhn, BRAHK

SHOOTS

Left

HEIGHT

6'4"

WEIGHT

210lbs.

BIRTHDATE

October 15, 1991

BIRTHPLACE

Warroad, MN



COLLEGE

University of North Dakota
2010-12



200
CAREER ASSISTS
DEC. 17, 2022

400
CAREER POINTS
NOV. 3, 2022

700
CAREER GAMES
NOV. 29, 2022

200
CAREER GOALS
MAR. 29, 2022

ISLANDERS ALL-TIME GOALS

7. John Tavares (272)
8. Brock Nelson (241)
9. Anders Lee (240)
10. Bob Bourne (238)

8 Nelson's eight game-winning goals in 2022-23 were a career-high and led the Islanders. He is only the second Islander to tally eight GWG in a single season since 2000.

21.6 In 2021-22, Nelson's shooting percentage was a career-high 21.6%, fourth-best in the NHL.

STREAK

Nelson recorded a 12-game point streak from Jan. 19 - Feb. 17, 2023, recording nine goals and seven assists in that span, including three multi-point games. It was the longest point streak by an Islander skater since 2012.



Represented the Islanders at the 2023 NHL All-Star Game for the first time in his career, winning the accuracy shooting competition.

75

Nelson set career highs in points (75) and assists (39) in the 2022-23 campaign, leading Islander skaters in both categories. It was the second straight year Nelson led or co-lead the Islanders in points. His 75 points were the most in a single season by an Islander skater since 2017-18.



Scored the first ever goal by an Islander at UBS Arena in the Islanders' home opener, Nov. 20, 2021 vs. Calgary.

INTERNATIONAL:



World Championships: 2017 (5th place), 2016 (4th place), 2015 (Bronze), 2014 (6th place)
World Junior Championships: 2011 (Bronze)

CAREER HAT TRICKS:

3g, 1a	1/12/16 vs. CBJ
3g	2/9/18 vs. DET
4g	11/4/21 at MTL
3g	3/19/22 vs. DAL

MILESTONES:

1st NHL Game:	2/7/12 at PHI	600th NHL Game:	5/3/21 at BUF
1st NHL Assist/Point:	10/8/13 vs. PHX	200th NHL Goal:	3/29/22 at CBJ
1st NHL Goal:	10/22/13 vs. VAN (Luongo)	400th NHL Point:	11/3/22 at STL
200th NHL Game:	11/13/18 vs. VAN	700th NHL Game:	11/29/22 at PHI
500th NHL Game:	11/21/19 vs. PIT	200th NHL Assist:	12/17/22 at VGK

SINGLE GAME HIGHS:

Goals: 4	11/04/21 at MTL	PIM: 7	11/15/22 at TBL
Assists: 3 (twice)	Last: 03/22/22 vs. OTT	+/-: +4 (three times)	Last: 3/15/23 at ANA
Points: 4 (three times)	Last: 11/04/22 at MTL	TOI: 24:35	11/09/19 vs. FLA

CAREER HIGHS:

Goals: 37	2021-22	PIM: 43	2017-18
Assists: 39	2022-23	+/-: +20	2018-19
Points: 75	2022-23	TOI: 18:52	2019-20




CAREER TRANSACTIONS:



CAREER STATISTICS:

SEASON	CLUB	LEAGUE	REGULAR SEASON										PLAYOFFS					
			GP	G	A	PTS	PIM	PP	SH	GW	+/-	GP	G	A	PTS	PIM	+/-	
2007-08	Warroad	High-MN	31	14	9	23	-	-	-	-	-	-	-	-	-	-	-	-
2008-09	Warroad	High-MN	31	45	36	81	-	-	-	-	-	-	-	-	-	-	-	-
2009-10	Warroad	High-MN	25	39	34	73	38	-	-	-	-	6	14	8	22	8	-	
2010-11	North Dakota	WCHA	42	8	13	21	27	4	0	1	-	-	-	-	-	-	-	
	United States	WJC	5	0	1	1	0	0	0	0	-1	-	-	-	-	-	-	
2011-12	North Dakota	WCHA	42	28	19	47	4	10	1	6	-	-	-	-	-	-	-	
	Bridgeport	AHL	4	0	0	0	0	0	0	0	-1	2	0	0	0	0	E	
2012-13	Bridgeport	AHL	66	25	27	52	34	11	2	6	E	-	-	-	-	-	-	
	NY ISLANDERS	NHL	-	-	-	-	-	-	-	-	-	1	0	0	0	0	-1	
2013-14	NY ISLANDERS	NHL	72	14	12	26	12	3	0	1	-10	-	-	-	-	-	-	
	Bridgeport	AHL	1	0	1	1	2	0	0	0	+2	-	-	-	-	-	-	
2014-15	NY ISLANDERS	NHL	82	20	22	42	24	10	0	3	+6	6	2	0	2	2	+1	
	United States	WC	10	6	4	10	8	1	0	3	+7	-	-	-	-	-	-	
2015-16	NY ISLANDERS	NHL	81	26	14	40	30	3	0	3	-3	11	1	4	5	6	-5	
	United States	WC	6	1	3	4	2	1	0	0	E	-	-	-	-	-	-	
2016-17	NY ISLANDERS	NHL	81	20	25	45	36	1	0	4	-6	-	-	-	-	-	-	
	United States	WC	8	4	3	7	2	0	1	1	+5	-	-	-	-	-	-	
2017-18	NY ISLANDERS	NHL	82	19	16	35	43	4	0	3	-4	-	-	-	-	-	-	
2018-19	NY ISLANDERS	NHL	82	25	28	53	28	2	1	3	+20	8	4	0	4	2	-2	
2019-20	NY ISLANDERS	NHL	68	26	28	54	32	4	0	5	+6	22	9	9	18	12	+4	
2020-21	NY ISLANDERS	NHL	56	18	15	33	14	7	0	4	-5	19	7	5	12	4	-1	
2021-22	NY ISLANDERS	NHL	72	37	22	59	33	11	0	5	-5	-	-	-	-	-	-	
2022-23	NY ISLANDERS	NHL	82	36	39	75	24	6	0	8	+13	6	2	3	5	4	+4	
NY ISLANDERS TOTALS			758	241	221	462	276	51	1	39	+12	73	25	21	46	30	E	
NHL TOTALS			758	241	221	462	276	51	1	39	+12	73	25	21	46	30	E	





JEAN-GABRIEL PAGEAU

Forward



ACQUIRED:

Acquired from the Ottawa Senators in exchange for a first and second round pick in the 2020 NHL Draft on February 24, 2020.

2022-23 SEASON:

Recorded 40 points (13 goals, 27 assists) in 70 games in his fourth season with the Islanders...His 27 assists were a career-high...Registered a career-high 57.1% face-off win percentage...Led the Islanders with three short-handed goals...Registered nine multi-point games and four multi-assist games...Registered a single-game, season-high 20 face-off wins Nov. 7 vs. CGY...Scored twice, including the game-winning goal, Nov. 23 vs. EDM...Played his 600th career NHL game Dec. 22 at NYR...Recorded two goals Jan. 3 at VAN...Tallied a four-game point streak from Mar. 14 - Mar. 21 (two goals, four assists).

2023 STANLEY CUP PLAYOFFS:

Recorded one assist in six games in the First Round of the 2023 Stanley Cup Playoffs.

4th ROUND, 96th OVERALL (2011)

PRONUNCIATION

pa-ZHOH, ZHAHN ga-bree-EHL

SHOOTS

Right

HEIGHT

5'11"

WEIGHT

185lbs.

BIRTHDATE

November 11, 1992

BIRTHPLACE

Ottawa, ON



JUNIOR TEAMS

Gatineau Olympiques (QMJHL)
Chicoutimi Saguenens (QMJHL)



(2009-12)



(2011-12)

500 CAREER GAMES
DEC. 22, 2022



Pageau has finished at 50% or better in face-off wins in each of the last eight seasons. He finished 2022-23 with a career-best 57.1% face-off win percentage, second-most on the Islanders and 11th in the league amongst centers with at least 25 GP.

SHG

Pageau has scored 19 career shorthanded goals, tied for third-most amongst all active skaters. He tallied a league-high seven SHG in 2015-16. He led the Islanders with three shorthanded goals in 2022-23.

27

Pageau recorded a career-high 27 assists in 2022-23.



Recorded a single-game career-high four points (three goals, one assist), including a natural hat trick (second hat trick of his career) on Apr. 3, 2022 at NJD.

PLAYOFF HAT TRICKS

Pageau has recorded two postseason hat tricks in his career: May 5, 2013 vs. MTL (3g) and April 29, 2017 vs. NYR (4g). In 2013, he became the first player in NHL post-season history to complete a natural hat trick by scoring in overtime.

100 CAREER GOALS
MAR. 25, 2021

INTERNATIONAL:



World Championships: 2018 (4th place)

CAREER HAT TRICKS:

3g 11/13/19 at NJD
3g, 1a 4/3/22 at NJD

MILESTONES:

1st NHL Game:	4/11/13 at PHI	100 NHL Assists:	3/2/21 at NJD
1st NHL Assist/Point:	4/11/13 at PHI	200 NHL Points:	3/7/21 vs. BUF
1st NHL Goal:	4/12/13 at NJD (Brodeur)	100 NHL Goals:	3/25/21 at BOS
1st Game as Islander:	2/25/20 vs. NYR	500th NHL Game:	11/15/21 at TBL
1st Goal as Islander:	2/25/20 vs. NYR	600th NHL Game:	12/22/22 at NYR
400th NHL Game:	12/11/19 at MTL		

SINGLE GAME HIGHS:

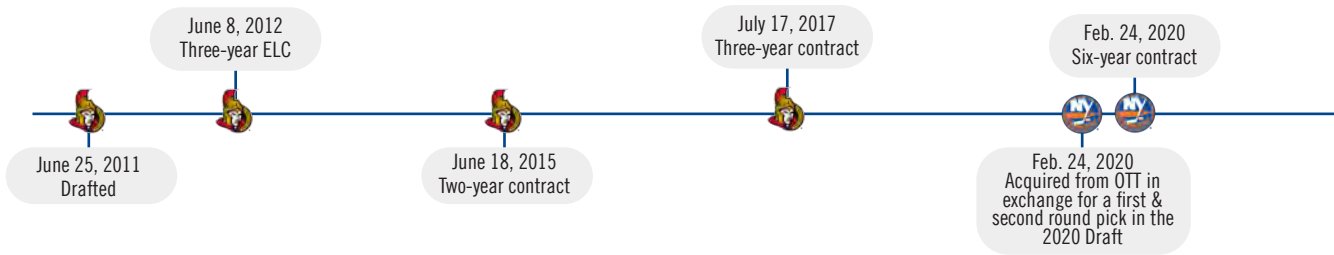
Goals:	3 (twice)	Last:	4/3/22 at NJD	PIM:	17	2/25/20 vs. NYR
Assists:	3		3/12/16 vs. TOR	+/-:	+4	11/13/19 at NJD
Points:	4 (twice)	Last:	4/3/22 at NJD	TOI:	26:24	1/11/20 vs. MTL

CAREER HIGHS:

Goals:	26	2019-20 (OTT & NYI)	PIM:	49	2019-20 (OTT & NYI)
Assists:	27	2015-16	+/-:	+17	2015-16
Points:	43	2015-16	TOI:	19:09	2019-20 (OTT & NYI)




CAREER TRANSACTIONS:



CAREER STATISTICS:

REGULAR SEASON		PLAYOFFS															
SEASON	CLUB	LEAGUE	GP	G	A	PTS	PIM	PP	SH	GW	+/-	GP	G	A	PTS	PIM	+/-
2007-08	Gatineau	QMEA	26	23	21	44	6	-	-	-	-	-	-	-	-	-	-
2008-09	Gatineau	QAAA	37	15	16	31	8	-	-	-	-	-	-	-	-	-	-
2009-10	Gatineau	QMJHL	62	16	15	31	20	2	0	1	+4	4	1	0	1	0	-1
2010-11	Gatineau	QMJHL	67	32	47	79	22	12	1	6	+23	24	13	16	29	20	+9
2011-12	Gatineau	QMJHL	23	23	16	39	12	4	2	3	0	-	-	-	-	-	-
	Chicoutimi	QMJHL	23	9	17	26	13	3	0	2	0	16	4	10	14	6	-2
2012-13	OTTAWA	NHL	9	2	2	4	0	0	0	2	+3	10	4	2	6	8	+4
2013-14	OTTAWA	NHL	28	2	0	2	12	0	0	0	-5	-	-	-	-	-	-
	Binghamton	AHL	46	20	24	44	23	6	3	5	+15	4	1	0	1	2	-3
2014-15	OTTAWA	NHL	50	10	9	19	9	0	2	2	+4	6	0	0	0	0	0
	Binghamton	AHL	27	11	10	21	27	1	3	2	+9	-	-	-	-	-	-
2015-16	OTTAWA	NHL	82	19	24	43	26	1	7	2	+17	-	-	-	-	-	-
2016-17	OTTAWA	NHL	82	12	21	33	24	0	0	2	+13	19	8	2	10	16	+5
2017-18	OTTAWA	NHL	78	14	15	29	36	1	1	2	-14	-	-	-	-	-	-
	Canada	WC	10	1	4	5	12	-	-	-	+3	-	-	-	-	-	-
2018-19	OTTAWA	NHL	39	4	8	12	14	0	0	0	-12	-	-	-	-	-	-
2019-20	OTTAWA	NHL	60	24	16	40	32	4	3	5	+10	-	-	-	-	-	-
	NY ISLANDERS	NHL	7	2	0	2	17	1	0	0	-6	22	8	3	11	21	+10
2020-21	NY ISLANDERS	NHL	54	14	14	28	10	5	2	3	+10	19	3	10	13	6	+9
2021-22	NY ISLANDERS	NHL	77	18	21	39	30	4	1	0	0	-	-	-	-	-	-
2022-23	NY ISLANDERS	NHL	70	13	27	40	14	5	3	2	-2	6	0	1	1	0	-1
NY ISLANDERS TOTALS			208	47	62	109	71	15	3	3	+4	47	11	14	25	27	+18
NHL TOTALS			636	134	157	291	224	21	19	20	+18	82	23	18	41	51	+27





KYLE PALMIERI

Forward



**1st ROUND,
26th OVERALL (2009)**

PRONUNCIATION

pahl-MARY, KYL

SHOOTS

Right

HEIGHT

5'11"

WEIGHT

196lbs.

BIRTHDATE

February 1, 1991

BIRTHPLACE

Smithtown, NY



COLLEGE

University of Notre Dame
2009-10



JUNIOR TEAM

U.S. National Team
Development Program
(2007-09)



ACQUIRED:

Acquired from the New Jersey Devils, with Travis Zajac, in exchange for A.J. Greer, Mason Jobst, a first round pick in the 2021 NHL Draft, and a conditional fourth round pick in the 2022 NHL Draft.

2021-22 SEASON:

Recorded 33 points (16 goals, 17 assists) in 55 games during his third season with the Islanders and 14th season in the NHL...His plus 13 rating was a career-high and tied with Brock Nelson for the lead amongst Islanders forwards...Recorded six multi-point games...Recorded his 400th career point on Nov. 8 at NYR... Played his 700th career NHL game on Nov. 19 at DAL...Recorded a five-game point streak from Jan. 23 - Feb. 6 (one goal, five assists)... Tallied his 200th career assist on Jan. 28 vs. VGK...Recorded a career-high four points (one goal, three assists) and a team single-game high plus four rating on Mar. 15 at ANA...Scored two goals and an assist on Mar. 27 vs. NJD.

2023 STANLEY CUP PLAYOFFS:

Recorded five points (two goals, three assists) in six games in the First Round of the 2023 Stanley Cup Playoffs vs. Carolina...Tied for the team lead in playoff points (Nelson), goals (Barzal, Nelson), and assists (Pulock, Nelson)... His plus four rating was tied for the team-lead (Engvall and Nelson)... Recorded back-to-back multi-point games on April 19 (one goal, one assist) and 21 (one goal, one assist)... Scored the game-winning goal on the power play on April 21 in Game Three, the third of his playoff career.

Palmieri tallied a career-high four points (one goal, three assists) and single-game high +4 rating in a 6-3 win against the Anaheim Ducks on Mar. 15, 2023.

CAREER HIGH



Palmieri recorded a career-high +13 rating through 55 games in the 2022-23 campaign, tied for the team-lead (Nelson). His +4 rating through six games in the 2023 Stanley Cup Playoffs was also tied for the team-lead (Engvall, Nelson).



**2010 WJC GOLD MEDALIST
TEAM USA**

**2019 NHL
ALL-STAR**



20+

Scored 20+ goals in five straight seasons:
2019-20.....25
2018-19.....27
2017-18.....24
2016-17.....26
2015-16.....30

200
CAREER ASSISTS
JAN. 28, 2023

400
CAREER POINTS
NOV. 8, 2022

700
CAREER GAMES
NOV. 19, 2022

200
CAREER GOALS
APR. 28, 2022

INTERNATIONAL:



World Championships: 2012 (7th Place)
World Junior Championships: 2010 (Gold), 2011 (Bronze)
World Under-18 Championships: 2008 (Bronze)
World Cup of Hockey: 2016 (7th Place)

CAREER HAT TRICKS:

3g 2/27/13 vs. NSH
3g 10/30/19 vs. TBL

MILESTONES:

1st NHL Game:	11/3/10 vs. TBL	600th NHL Game:	4/16/21 at BOS
1st NHL Goal:	11/3/10 vs. TBL	200th NHL Goal:	4/28/22 vs. WSH
1st NHL Assist:	12/16/11 at CHI	400th NHL Point:	11/8/22 at NYR
100th NHL Goal:	10/13/17 vs. WSH	700th NHL Game:	11/19/22 at DAL
200th NHL Point:	10/7/17 vs. COL	200th NHL Assist:	1/28/23 vs. VGK
500th NHL Game:	10/10/19 vs. EDM		

SINGLE GAME HIGHS:

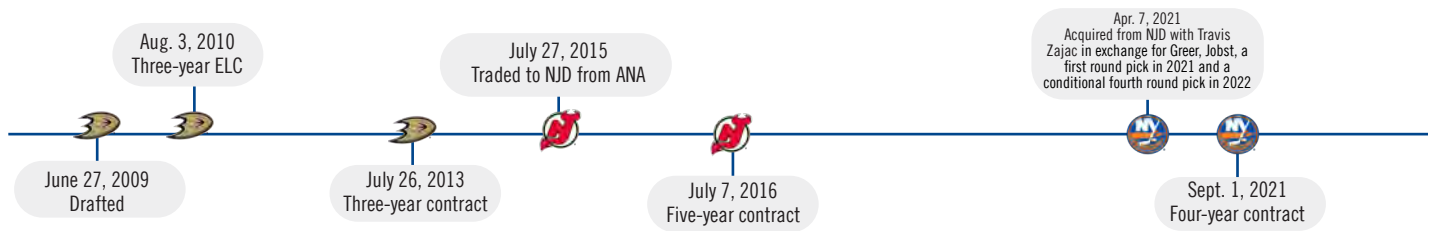
Goals: 3 (twice)	Last: 10/30/19 vs. TBL	PIM: 19 (twice)	Last: 11/16/21 at FLA
Assists: 3 (twice)	Last: 3/15/23 at ANA	+/-: +4 (twice)	Last: 3/15/23 at ANA
Points: 4	3/15/23 at ANA	TOI: 23:31	1/07/18 at NYI

CAREER HIGHS:

Goals: 30	2015-16	PIM: 57	2021-22
Assists: 27 (twice)	2015-16 & 2016-17	+/-: +13	2022-23
Points: 57	2015-16	TOI: 18:09	2018-19




CAREER TRANSACTIONS:



CAREER STATISTICS:

REGULAR SEASON											PLAYOFFS						
SEASON	CLUB	LEAGUE	GP	G	A	PTS	PIM	PP	SH	GW	+/-	GP	G	A	PTS	PIM	+/-
2008-09	United States	NAHL	5	1	1	2	2	-	-	-	-	-	-	-	-	-	-
	United States	USDP-18	28	14	14	28	49	-	-	-	-	-	-	-	-	-	-
2009-10	Notre Dame	CCHA	33	9	8	17	36	-	-	-	-	-	-	-	-	-	-
	United States	WJC-A	7	1	8	9	4	-	-	-	-	-	-	-	-	-	-
2010-11	Syracuse	AHL	62	29	22	51	56	-	-	-	-	-	-	-	-	-	-
	ANAHEIM	NHL	10	1	0	1	0	-	-	-	-1	1	0	0	0	0	-
	United States	WJC-A	6	2	4	6	0	-	-	-	-	-	-	-	-	-	-
2011-12	Syracuse	AHL	51	33	25	58	53	-	-	-	-	4	1	1	2	0	-
	ANAHEIM	NHL	18	4	3	7	6	0	0	0	+3	-	-	-	-	-	-
	United States	WC-A	7	2	2	4	8	-	-	-	-	-	-	-	-	-	-
2012-13	Norfolk	AHL	33	13	12	25	54	-	-	-	-	-	-	-	-	-	-
	ANAHEIM	NHL	42	10	11	21	9	2	0	5	+2	7	3	2	5	4	-
2013-14	ANAHEIM	NHL	71	14	17	31	38	0	0	4	+9	9	3	0	3	14	-
2014-15	ANAHEIM	NHL	57	14	15	29	37	5	0	4	-2	16	1	3	4	4	-
	Norfolk	AHL	2	0	0	0	4	-	-	-	-	-	-	-	-	-	-
2015-16	NEW JERSEY	NHL	82	30	27	57	39	11	0	4	+3	-	-	-	-	-	-
2016-17	United States	WCOH	2	0	0	0	0	-	-	-	-	-	-	-	-	-	-
	NEW JERSEY	NHL	80	26	27	53	46	8	1	3	+2	-	-	-	-	-	-
2017-18	NEW JERSEY	NHL	62	24	20	44	30	11	0	5	-1	5	1	2	3	6	-
2018-19	NEW JERSEY	NHL	74	27	23	50	42	11	0	2	-9	-	-	-	-	-	-
2019-20	NEW JERSEY	NHL	65	25	20	45	41	11	0	3	-4	-	-	-	-	-	-
2020-21	NEW JERSEY	NHL	34	8	9	17	18	1	1	2	-2	-	-	-	-	-	-
	NY ISLANDERS	NHL	17	2	2	4	2	1	0	0	-3	19	7	2	9	10	+5
2021-22	NY ISLANDERS	NHL	69	15	18	33	57	2	0	6	0	-	-	-	-	-	-
2022-23	NY ISLANDERS	NHL	55	16	17	33	24	3	0	3	+13	6	2	3	5	4	+4
NY ISLANDERS TOTALS			141	33	37	70	83	6	0	9	+10	25	9	5	14	14	+9
NHL TOTALS			736	216	209	425	389	66	2	41	+10	63	17	12	29	42	+12



ADAM PELECH

Defenseman

3

ACQUIRED:

Selected by the New York Islanders in the third round (65th overall) of the 2012 NHL Draft.

2022-23 SEASON:

Recorded 21 points (six goals, 15 assists) in 61 games during his eighth season with the Islanders... His six goals were a career-high and second-most amongst Islander defensemen (Dobson)... Led the Islanders with a plus 15 rating... His 21:38 average TOI led the team... Tallied four multi-point games and three multi-assist games... Skated in his 400th career NHL game Nov. 19 at DAL... Missed 21 games from Dec. 9 at NJD to Jan. 21 at TOR, due to injury... Skated a season-high 26:56 TOI on Jan. 28 vs. VGK... Scored a goal in consecutive games on Feb. 24 and 26.

2023 STANLEY CUP PLAYOFFS:

Recorded two points (one goal, one assist) in six postseason games in the First Round of the 2023 Stanley Cup Playoffs... Led the Islanders in average time on ice (23:48)... Recorded an assist in Game Two on April 19 at Carolina... Scored a goal in Game Four vs. Carolina on April 23.

**3rd ROUND,
65th OVERALL (2012)**

PRONUNCIATION

PEHL-ehk, A-duhm

SHOOTS

Left

HEIGHT

6'3"

WEIGHT

210lbs.

BIRTHDATE

August 16, 1994

BIRTHPLACE

Toronto, ON



JUNIOR TEAM

Erie Otters (OHL)



(2010-14)

400
CAREER GAMES
NOV. 19, 2022



Represented the Islanders at the 2022 NHL All-Star Game for the first time in his career, placing second in the Hardest Shot Competition (102.2 mph).

+78

Since his rookie season in 2016-17, Pelech leads all Islanders with a plus 78 rating.



Pelech's 21:39 average TOI per game in 2022-23 was a career-high and led all Islander skaters.



Pelech has led or tied for the lead in plus/minus on the Islanders for three straight seasons. In 2022-23, Pelech led the Islanders with a plus 15 rating through 61 games. He recorded a +3 rating in four different contests.

CAREER-HIGH

Pelech scored a career-high six goals in the 2022-23 campaign, second-most amongst Islanders defensemen (Dobson).

720

Since his rookie season in 2016-17, Pelech has totaled 720 blocked shots - third on the Islanders in that span.

100
CAREER POINTS
APR. 3, 2022

INTERNATIONAL:



Under-18 World Junior Championships: 2012 (Bronze)
World Junior Championships: 2014 (4th place)
World Under-17 Hockey Challenge: 2011 (Ontario, Gold)
Ivan Hlinka Memorial Tournament: 2011 (Gold)

MILESTONES:

1st NHL Game:	11/13/15 at ANA	100th NHL Point:	4/3/22 at NJD
1st NHL Assist/Point:	1/14/16 vs. NYR	400th NHL Game:	11/19/22 at DAL
1st NHL Goal:	11/22/16 at ANA (Bernier)		
100th NHL Game:	1/30/18 vs. FLA		
200th NHL Game:	3/19/19 vs. BOS		
300th NHL Game:	5/4/21 at BUF		

SINGLE GAME HIGHS:

Goals: 1 (25 times)	Last: 4/6/23 vs. TBL	PIM: 16	04/23/22 at BUF
Assists: 3 (twice)	Last: 04/03/22 at NJD	+/-: +4	1/15/18 at MTL
Points: 3 (twice)	Last: 04/03/22 at NJD	TOI: 26:56	2/5/18 vs. NSH

CAREER HIGHS:

Goals: 6	2022-23	PIM: 42	2021-22
Assists: 25	2021-22	+/-: +22	2018-19
Points: 28	2021-22	TOI: 21:39	2022-23




CAREER TRANSACTIONS:



CAREER STATISTICS:

REGULAR SEASON		PLAYOFFS															
SEASON	CLUB	LEAGUE	GP	G	A	PTS	PIM	PP	SH	GW	+/-	GP	G	A	PTS	PIM	+/-
2009-10	Toronto	GTHL	69	6	28	34	40	-	-	-	-	-	-	-	-	-	-
2010-11	Erie	OHL	65	1	12	13	27	0	0	-	+14	7	0	2	2	2	-4
	Canada-Ontario	WHC-17	5	0	1	1	2	-	-	-	-	-	-	-	-	-	-
2011-12	Erie	OHL	44	2	18	20	52	1	0	-	-20	-	-	-	-	-	-
	Canada	WJC-18	7	0	0	0	8	-	-	-	+2	-	-	-	-	-	-
2012-13	Erie	OHL	59	8	32	40	98	5	1	-	-16	-	-	-	-	-	-
2013-14	Erie	OHL	60	10	45	55	46	2	1	-	+52	14	2	5	7	10	+3
	Canada	WJC	7	0	1	1	2	0	0	0	+2	-	-	-	-	-	-
2014-15	Bridgeport	AHL	65	0	11	11	48	0	0	-	-2	-	-	-	-	-	-
2015-16	Bridgeport	AHL	27	2	5	7	6	0	2	0	+3	-	-	-	-	-	-
	NY ISLANDERS	NHL	9	0	2	2	0	0	0	0	-1	-	-	-	-	-	-
2016-17	NY ISLANDERS	NHL	44	3	7	10	6	0	0	0	-5	-	-	-	-	-	-
	Bridgeport	AHL	13	1	4	5	10	0	0	0	E	-	-	-	-	-	-
2017-18	NY ISLANDERS	NHL	78	3	16	19	28	0	0	1	+7	-	-	-	-	-	-
2018-19	NY ISLANDERS	NHL	78	5	16	21	24	0	0	0	+22	8	0	2	2	6	+1
2019-20	NY ISLANDERS	NHL	38	1	8	9	20	0	0	0	+4	21	1	4	5	8	+6
2020-21	NY ISLANDERS	NHL	56	4	10	14	18	0	1	0	+15	19	1	4	5	13	-1
2021-22	NY ISLANDERS	NHL	78	3	25	28	42	0	0	0	+20	-	-	-	-	-	-
2022-23	NY ISLANDERS	NHL	61	6	15	21	36	0	0	0	+15	6	1	1	2	2	+1
NY ISLANDERS TOTALS			442	25	99	124	174	0	1	1	+77	54	3	11	14	29	+7
NHL TOTALS			442	19	25	124	174	0	1	1	+77	54	3	11	14	29	+7



RYAN PULOCK

Defenseman



ACQUIRED:

Selected by the New York Islanders in the first round (15th overall) of the 2013 NHL Draft.

2022-23 SEASON:

Recorded 26 points (five goals, 21 assists) in 82 games during his eighth season with the Islanders... His 21 assists and 26 points were second amongst Islanders defensemen (Dobson)... Recorded three multi-point games... Notched assists in three straight games Oct. 26 - 29... Recorded a single-game team-high four assists on Nov. 26 vs. PHI, matching his career-high... Skated in his 400th career NHL game on Feb. 7 vs. SEA.

2023 STANLEY CUP PLAYOFFS:

Recorded four points (one goal, three assists) in six postseason games in the First Round of the 2023 Stanley Cup Playoffs vs. CAR... Led the Islanders with 26 hits... Led Islanders defensemen and was third on the team in points... Scored a goal and registered a postseason career-high nine hits on April 17... Recorded his first career multi-assist playoff game on April 21.



**1st ROUND,
15th OVERALL (2013)**

PRONUNCIATION

PUHL-ahk, RY-uhn

SHOOTS

Right

HEIGHT

6'2"

WEIGHT

216lbs.

BIRTHDATE

October 6, 1994

BIRTHPLACE

Dauphin, MB



JUNIOR TEAM

Brandon Wheat Kings (WHL)



168

Since his rookie season in 2017-18, Pullock has led all Islanders defensemen in total points (168), assists (127) and goals (41).

Pullock's 21:16 average TOI since 2017-18 leads active Islanders, and is second-most amongst all Islanders players in that span.



100

CAREER ASSISTS

MAR. 10, 2022

FRANCHISE RECORD

Pullock played 263 consecutive games between Dec. 29, 2017 and Nov. 15, 2021, the longest consecutive game streak of any Islanders defenseman and seventh-longest in Islanders history.

Since 2015-16, Pullock has recorded 749 blocked shots, second-most of any Islander skater in that span. His 128 blocked shots in 2022-23 were third on the Islanders (Mayfield, Romanov).

BLOCKED SHOTS

PULOCK'S SEASON RANKINGS

NYI DEFENSEMEN

2022-23... 26p (2nd)
2021-22... 21p (3rd)
2020-21... 7p (2nd)
2019-20... 35p (1st)
2018-19... 37p (1st)
2017-18... 32p (2nd)

400

CAREER GAMES

FEB. 7, 2023

4

Recorded a career-high four assists on Nov. 26, 2022, in a 5-2 win vs. PHI, matching his career-high.

INTERNATIONAL:



World Championships: 2018 (4th place)
Under-18 World Junior Championships: 2012 (Bronze)
World Hockey Challenge: 2017 (6th place)

MILESTONES:

1st NHL Game:	2/28/16 at EDM	300th NHL Game:	11/11/21 at NJD
1st NHL Point/Goal:	3/17/16 at NSH (Rinne)	100th NHL Assist:	3/10/22 vs. CBJ
1st NHL Assist:	4/10/16 vs. PHI	400th NHL Game:	2/7/23 vs. SEA
200th NHL Game:	12/22/19 at ANA		
100th NHL Point (Assist):	2/6/20 vs. LAK		

SINGLE GAME HIGHS:

Goals:	2 (twice)	Last: 2/9/19 vs COL	PIM:	5	4/4/16 vs. TBL
Assists:	4 (twice)	Last: 11/26/22 vs PHI	+/-:	+4	1/14/20 vs. DET
Points:	5	1/20/18 at CHI	TOI:	29:00	11/5/18 vs MTL

CAREER HIGHS:

Goals:	10 (twice)	2017-18 & 2019-20	PIM:	22	2018-19
Assists:	28	2018-19	+/-:	+21	2018-19
Points:	37	2018-19	TOI:	22:26	2020-21




CAREER TRANSACTIONS:



CAREER STATISTICS:

REGULAR SEASON		PLAYOFFS															
SEASON	CLUB	LEAGUE	GP	G	A	PTS	PIM	PP	SH	GW	+/-	GP	G	A	PTS	PIM	+/-
2009-10	Parkland	MMHL	39	9	9	18	8	-	-	-	-	3	0	1	1	0	-
2010-11	Brandon	WHL	63	8	34	42	4	3	0	-	+2	6	2	4	6	2	-2
	Canada Western	WHC-17	5	1	0	1	2	-	-	-	-	-	-	-	-	-	-
2011-12	Brandon	WHL	71	19	41	60	20	8	0	-	+33	9	3	2	5	0	+1
	Canada	WJC-18	6	1	1	2	0	-	-	-	-3	-	-	-	-	-	-
2012-13	Brandon	WHL	61	14	31	45	22	7	0	-	-7	-	-	-	-	-	-
2013-14	Brandon	WHL	66	23	40	63	18	14	0	-	-4	9	2	2	4	6	+5
	Bridgeport	AHL	3	0	1	1	2	0	0	0	-1	-	-	-	-	-	-
2014-15	Bridgeport	AHL	54	17	12	29	6	13	0	3	-6	-	-	-	-	-	-
2015-16	Bridgeport	AHL	51	7	17	24	12	4	0	1	+6	-	-	-	-	-	-
	NY ISLANDERS	NHL	15	2	2	4	5	0	0	0	+1	6	1	2	3	0	-4
2016-17	Bridgeport	AHL	55	15	31	46	18	5	0	6	+10	-	-	-	-	-	-
	NY ISLANDERS	NHL	1	0	0	0	0	0	0	0	+1	-	-	-	-	-	-
2017-18	NY ISLANDERS	NHL	68	10	22	32	14	5	0	0	-4	-	-	-	-	-	-
	Canada	WC	8	0	1	1	0	0	0	0	+5	-	-	-	-	-	-
2018-19	NY ISLANDERS	NHL	82	9	28	37	22	3	0	3	+21	8	0	1	1	4	-2
2019-20	NY ISLANDERS	NHL	68	10	25	35	14	3	0	3	+8	22	2	8	10	6	-1
2020-21	NY ISLANDERS	NHL	56	2	15	17	8	0	0	1	+15	19	4	2	6	4	-3
2021-22	NY ISLANDERS	NHL	56	5	16	21	2	2	0	0	0	-	-	-	-	-	-
2022-23	NY ISLANDERS	NHL	82	5	21	26	14	1	0	1	+10	6	1	3	4	6	E
NY ISLANDERS TOTALS			428	43	129	172	79	14	0	8	+52	61	8	16	24	20	-10
NHL TOTALS			428	43	129	172	79	14	0	8	+52	61	8	16	24	20	-10



ALEXANDER ROMANOV

Defenseman



ACQUIRED:

Acquired from the Montreal Canadiens with a fourth round (98th overall) pick in the 2022 NHL Draft, in exchange for the Islanders' first round (13th overall) pick in the 2022 NHL Draft.

2022-23 SEASON:

Recorded 22 points (two goals, 20 assists) in 76 games during his first season with the Islanders and third season in the NHL... His 20 assists and 22 points were career-highs... His plus 13 rating was a career-high and second amongst Islander defensemen... His 198 hits were second on the Islanders... Recorded two assists Dec. 9 at NJD... Scored his first goal as an Islander and added an assist on Dec. 22 at NYR... Recorded a three-game point streak from Dec. 22 - 27 (1 goal, 3 assists)... Missed the final five games of the season, from Apr. 2 at CAR to Apr. 12 vs. MTL, due to injury.

2023 STANLEY CUP PLAYOFFS:

Skated in four games in the First Round of the 2023 Stanley Cup Playoffs vs. CAR, recording eight blocked shots.

2nd ROUND, 38th OVERALL (2018)

PRONUNCIATION

ROH-muhn-awv,
AL-ix-an-duhr

SHOOTS

Left

HEIGHT

6'1"

WEIGHT

215lbs.

BIRTHDATE

January 6, 2000

BIRTHPLACE

Moscow, RUS



2021 STANLEY CUP FINALIST - MTL



Represented Russia at the World Junior Championship twice, helping Russia capture bronze (2019) and silver (2020) medals.

CAREER-HIGHS

Set new career highs in assists (20), points (22), and plus-minus (+13) during the 2022-23 campaign.

200
CAREER GAMES
MAR. 11, 2023



Helped CSKA Moscow win the KHL's Gagarin Cup in 2019.

FIRST CAREER GOAL

Scored his first career NHL goal on Jan. 18, 2021 vs. Edmonton in a 3-1 victory.

Romanov's 198 hits in 2022-23 were second-most on the Islanders (Martin).

Just 32 skaters in the league had as many hits as Romanov in the 22-23 campaign.

HITS

PLAYOFF GOAL

Recorded his first career playoff goal in Game 4 of the Stanley Cup Final on July 5, 2021, helping Montreal to a 3-2 victory.

INTERNATIONAL:



World Junior Championships: 2020 (silver), 2019 (bronze)
World Under-18 Junior Championships: 2018 (sixth place)

MILESTONES:

1st NHL Game:	01/13/21 at TOR	100th NHL Game:	2/17/22 vs. STL
1st NHL Point/Assist:	01/13/21 at TOR	200th NHL Game:	3/11/23 vs. WSH
1st NHL Goal:	1/18/21 at EDM (Koskinen)		

SINGLE GAME HIGHS:

Goals:	1 (six times)	Last: 2/26/23 at WPG	PIM:	10	04/23/22 at OTT
Assists:	2 (three times)	Last: 3/7/23 vs. BUF	+/-:	+4	04/29/22 vs. FLA
Points:	2 (five times)	Last: 3/7/23 vs. BUF	TOI:	27:16	03/26/22 vs. TOR

CAREER HIGHS:

Goals:	3	2021-22	PIM:	53	2021-22
Assists:	20	2022-23	+/-:	+13	2022-23
Points:	22	2022-23	TOI:	20:23	2021-22




CAREER TRANSACTIONS:



CAREER STATISTICS:

SEASON	CLUB	LEAGUE	REGULAR SEASON									PLAYOFFS						
			GP	G	A	PTS	PIM	PP	SH	GW	+/-	GP	G	A	PTS	PIM	+/-	
2015-16	Krylia Sovetov	Russia U16	26	4	11	15	18	-	-	-	-	-	-	-	-	-	-	-
2016-17	Krylia Sovetov	Russia U17	22	4	5	9	28	-	-	-	-	-	-	-	-	-	-	-
	Krylia Sovetov	Russia U18	11	1	2	3	16	-	-	-	-	9	1	1	2	4	-	
	MHK Krylia Sovetov	MHL	15	1	2	3	2	-	-	-	-2	-	-	-	-	-	-	
2017-18	CSKA Moscow	Russia U18	3	2	1	3	4	-	-	-	-	-	-	-	-	-	-	
	Krasnaya Armiya Moscow	MHL	37	7	7	14	37	-	-	-	+17	4	0	1	1	0	-1	
	Russia	WJC-18	5	1	2	3	0	-	-	-	+5	-	-	-	-	-	-	
2018-19	CSKA Moscow	KHL	43	1	3	4	12	0	0	0	+16	4	0	0	0	2	+2	
	Russia	WJC-20	7	1	7	4	0	0	0	0	+12	-	-	-	-	-	-	
2019-20	CSKA Moscow	KHL	43	0	7	7	14	0	0	0	+31	4	0	0	0	0	E	
	Russia	WJC-20	7	1	5	6	2	0	0	0	+6	-	-	-	-	-	-	
2020-21	MONTREAL	NHL	54	1	5	6	21	1	0	0	+1	4	1	0	1	0	-2	
2021-22	MONTREAL	NHL	79	3	10	13	74	0	0	0	-8	-	-	-	-	-	-	
2022-23	NY ISLANDERS	NHL	76	2	20	22	43	0	0	0	+13	4	0	0	0	2	+3	
	NY ISLANDERS TOTALS		76	2	20	22	43	0	0	0	+13	4	0	0	0	2	+3	
	NHL TOTALS		209	6	35	41	117	0	0	0	+5	8	1	0	1	2	+1	



ILYA SOROKIN

Goaltender



ACQUIRED:

Selected by the New York Islanders in the third round (78th overall) of the 2014 NHL Draft.

2022-23 SEASON:

Set career-highs in wins (31) and starts (60), as he posted a 31-22-7 record in his third season with the Islanders... Led the NHL with six shutouts... His .924 save percentage was third-highest in the NHL... His 31 wins were the most by an Islanders netminder since 2014-15 (Jaroslav Halak, 38)... Represented the Islanders at the 2023 NHL All-Star Game, his first career appearance... Set career-highs in shots faced and saves as he turned aside 49 shots on Nov. 23 vs. EDM, the most by any NHL goalie in a shutout this season... Named NHL Third Star for the week ending in Nov. 27... Recorded his 50th career win on Dec. 23 vs. FLA... Played his 100th career game Dec. 27 vs. PIT... Recorded consecutive shutouts on Jan. 27 and Feb. 7... Recorded eight wins in March (8-1-1), tied for the franchise record (Nabokov).

2023 STANLEY CUP PLAYOFFS:

Posted a 2-4-0 record in six starts in the First Round of the 2023 Stanley Cup Playoffs, including a 2.60 goals against average and .929 save percentage... His .929 save percentage was fifth amongst NHL netminders in the 2023 postseason (minimum five games played)... Turned aside a postseason career-high 39-of-41 shots faced on April 28 vs. Carolina.



**3rd ROUND,
78th OVERALL (2014)**

PRONUNCIATION

soh-ROH-kihn, IHL-yah

CATCHES

Right

HEIGHT

6'3"

WEIGHT

195lbs.

BIRTHDATE

August 4, 1995

BIRTHPLACE

Mezhdurechensk, RUS



**2023
VEZINA TROPHY
FINALIST**

7

In 2021-22, Sorokin matched a franchise record as he recorded seven shutouts. Just two other goaltenders in club history have recorded as many shutouts in a single campaign: Glenn "Chico" Resch (1975-76) and Semyon Varlamov (2020-21).



Won a gold medal with the Olympic Athletes from Russia at the 2018 Olympics in PyeongChang.



Represented the Islanders at the 2023 NHL All-Star Game for the first time in his career.

NHL SHUTOUTS 2022-23

1. Ilya Sorokin, NYI.....6
- t-2. A. Georgiev, COL.....5
- t-2. J. Oettinger, DAL.....5
- t-2. D. Kuemper, WSH.....5

NHL SV%

SAVE PERCENTAGE - MIN. 25 GP - 2022-23

1. Linus Ullmark.....BOS.....938%
2. Filip Gustavsson.....MIN.....931
3. Ilya Sorokin.....NYI.....924%
- t-4. Jeremy Swayman.....BOS.....920%
- t-4. Connor Hellebuyck.....WPG.....920%

**50
CAREER WINS
DEC. 23, 2022**

**100
CAREER GAMES
DEC. 27, 2022**

CAREER-HIGHS

In 2022-23, Sorokin set career-highs in starts (60) and wins (31). His 31 wins were the most by an Islander netminder since the 2014-25 season, when Jaroslav Halak recorded 38.

16

Holds the KHL's all-time record for playoff shutouts (16).



Helped CSKA Moscow win the KHL's Gagarin Cup in 2019 and was named KHL Playoff MVP.

INTERNATIONAL:



Olympics: 2018 (Olympic Athletes from Russia, Gold)

World Championships: 2016 (Bronze), 2017 (Bronze), 2018 (6th), 2019 (Bronze)

World Junior Championships: 2015 (Silver)

MILESTONES:

1st NHL Game: 1/16/21 at NYR
 1st NHL Win: 2/16/21 at BUF
 50th NHL Game: 2/11/22 at EDM

1st NHL Shutout: 2/16/21 at BUF
 50th NHL Win: 12/23/22 vs. FLA
 100th NHL Game: 12/27/22 vs. PIT (Win)


CAREER HIGHS:

Saves, Game: 49 11/23/22 vs. EDM (Shutout)
 Shots, Game: 49 11/23/22 vs. EDM
 Win Streak: 8 2/16/21 at BUF - 3/22/21 at PHI
 Point Streak: 9 (8-0-1) 1/31/21 at PHI - 3/22/21 at PHI
 Consecutive Starts: 9 10/14/21 at CAR - 11/6/21 at WPG

Appearances/Season: 62 2022-23
 Wins/Season: 31 2022-23
 Shutouts/Season: 7 2021-22
 Minutes/Season: 3588 2022-23



CAREER TRANSACTIONS:



CAREER STATISTICS:

SEASON	CLUB	REGULAR SEASON							PLAYOFFS								
		LEAGUE	GP	MIN	GA	SO	GAA	REC	SA	SV%	GP	MIN	GA	SO	GAA	REC	SV%
2012-13	Novokuznetsk	KHL	5	151	7	0	2.77	1-1-0	86	.919	-	-	-	-	-	-	-
	Kuznetski	MHL	27	1422	-	1	2.57	-	-	.914	3	-	-	-	3.40	-	.898
2013-14	Novokuznetsk	KHL	27	1346	65	0	2.90	5-12-0	729	.911	-	-	-	-	-	-	-
	Kuznetskie	MHL	4	244	-	0	2.69	-	-	.917	2	-	-	-	4.04	-	.800
2014-15	Novokuznetsk	KHL	22	978	53	1	3.25	4-11-1	561	.906	-	-	-	-	-	-	-
	Kuznetskie	MHL	1	60	4	0	4.00	-	-	.949	-	-	-	-	-	-	-
	CSKA Moscow	KHL	6	274	6	0	1.31	3-2-0	95	.937	-	-	-	-	-	-	-
	Russia	WJC	3	180	8	0	2.66	0-2	70	.885	-	-	-	-	-	-	-
2015-16	CSKA Moscow	KHL	28	1639	29	10	1.06	17-7-4	618	.953	20	1270	28	3	1.32	15-5	.945
	Russia	WC	3	76	0	1	0.00	-	36	1.000	-	-	-	-	-	-	-
2016-17	CSKA Moscow	KHL	39	2276	61	5	1.61	25-7-6	855	.929	7	443	15	1	2.03	5-2	.916
	Russia	WC	2	-	-	1	0.00	1-0-0	-	-	-	-	-	-	-	-	-
2017-18	CSKA Moscow	KHL	37	2183	58	8	1.59	25-8-4	837	.931	18	371	15	5	1.98	10-6	.937
	Russia	OG	1	-	-	0	3.00	0-0-0	-	.857	-	-	-	-	-	-	-
2018-19	CSKA Moscow	KHL	40	2327	45	11	1.16	40-28-6	755	.940	20	1213	24	5	1.19	16-4-0	.947
	Russia	WC	0	-	-	-	-	-	-	-	-	-	-	-	-	-	-
2019-20	CSKW Moscow	KHL	40	2365	59	9	1.50	26-10-3	907	.935	4	246	3	2	0.73	4-0	.966
2020-21	NY ISLANDERS	NHL	22	1271	46	3	2.17	13-6-3	563	.918	7	386	18	0	2.79	4-1	.922
2021-22	NY ISLANDERS	NHL	52	3073	123	7	2.40	26-18-8	1643	.925	-	-	-	-	-	-	-
2022-23	NY ISLANDERS	NHL	62	3588	140	6	2.34	31-22-7	1838	.924	6	370	16	0	2.60	2-4	.929
NY ISLANDERS TOTALS			136	7,932	309	16	2.34	70-46-18	4,044	.924	13	757	34	0	2.70	6-5	.925
NHL TOTALS			136	7,932	309	16	2.34	70-46-18	4,044	.924	13	757	34	0	2.70	6-5	.925



SEMYON VARLAMOV

Goaltender



ACQUIRED:

Signed as a free agent on July 1, 2019.

2022-23 SEASON:

Posted an 11-9-2 record in 23 games in his fourth season with the Islanders and 14th in the NHL... Finished the season with a 2.70 goals against average and .913 save percentage... Made a season high 45 saves on 26 shots Jan. 28 vs. VGK... Recorded two shutouts, Dec. 4 vs. CHI (21 saves) and Feb. 26 at WPG (23 saves).

2023 STANLEY CUP PLAYOFFS:

Member of the 2023 New York Islanders playoff roster.



**1st ROUND,
23rd OVERALL (2006)**

PRONUNCIATION

vahr-LAH-mawv, seh-m-YAHN

CATCHES

Left

HEIGHT

6'2"

WEIGHT

205lbs.

BIRTHDATE

April 27, 2988

BIRTHPLACE

Samara, RUS



NHL HISTORY

Became the second goaltender in NHL history, and the first in 96 years, to shutout a single opponent in four straight road games against the NY Rangers (2022).

54

Set an NHL record on Jan. 6, 2015 at CHI for the most saves in a road shutout (54).



Finished fifth in Vezina Trophy voting in 2020-21 and second in 2013-14.

200 CAREER WINS

Recorded his 200th career win on Nov. 21, 2018 at LAK, becoming the fifth Russian goaltender in NHL history to reach that milestone.

7

Led the league in shutouts (7) in the 2020-21 season, tying Glenn Resch (1975-76) for most shutouts in a single season by an Islanders goaltender. He became the first goaltender to have seven shutouts in a season of 56 games or less since 1939-40 (Dave Kerr, 8 with NYR).



**WJC
GOLD MEDALIST
2012**

2.05

Set an Islanders franchise record for lowest goals against average (2.05) in 2020-21.

40

Became the third goaltender since the 1967-68 expansion to record three shutouts of at least 40 saves in a season in 2014-15.

INTERNATIONAL:



World Cup: 2016 (4th place)
Olympics: 2010 (Quarterfinals), 2014 (5th place)
World Championships: 2010 (Silver), 2012 (Gold), 2013 (6th place)
World Junior Championships: 2006 (Silver), 2007 (Silver)
World Under-18 Championships: 2005 (5th place), 2006 (5th place)

MILESTONES:

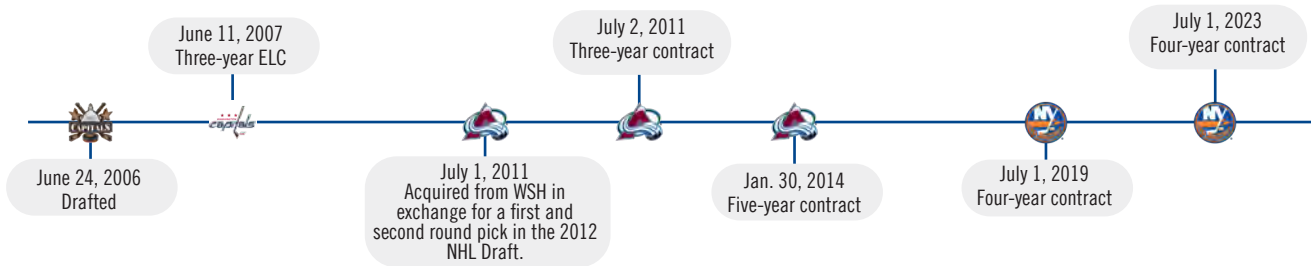
1st NHL Game:	12/13/08 at MTL	400th NHL Game:	10/4/18 vs. MIN
1st NHL Win:	12/13/08 at MTL	200th NHL Win:	11/21/18 at LAK
1st NHL Shutout:	11/25/09 vs. BUF	500th NHL Game:	2/6/21 vs. PIT

CAREER HIGHS:

Saves, Game:	57	11/2/17 vs CAR	Appearances/Season:	63	2013-14
Shots, Game:	60	11/2/17 vs CAR	Wins/Season:	41	2013-14
Win Streak:	6 (twice)	Last: 12/7/16 - 12/19/16	Shutouts/Season:	7	2020-21
Point Streak:	9 (twice)	Last: (7-0-2) 10/12/19 - 11/23/19	Minutes/Season:	3639:46	2013-14
Consecutive Starts:	9	2/21/17 - 3/11/17			



CAREER TRANSACTIONS:



CAREER STATISTICS:

REGULAR SEASON									PLAYOFFS								
SEASON	CLUB	LEAGUE	GP	MIN	GA	SO	GAA	REC	SA	SV%	GP	MIN	GA	SO	GAA	REC	SV%
2008-09	Hershey	AHL	27	1551	62	2	2.40	19-7-1	736	.916	-	-	-	-	-	-	-
	WASHINGTON	NHL	6	329	13	0	2.37	4-0-1	159	.918	13	758	32	2	2.53	7-6	.918
2009-10	WASHINGTON	NHL	26	1527	65	2	2.55	15-4-6	718	.909	6	349	14	0	2.41	3-3	.908
	Hershey	AHL	3	185	6	0	1.95	3-0-0	90	.933	-	-	-	-	-	-	-
	Russia	OG	0	-	-	-	-	-	-	-	-	-	-	-	-	-	-
	Russia	WC	5	-	-	1	1.41	4-1-0	-	.951	-	-	-	-	-	-	-
2010-11	WASHINGTON	NHL	27	1560	58	2	2.23	11-9-5	759	.924	-	-	-	-	-	-	-
	Hershey	AHL	3	179	10	0	3.36	2-1-0	69	.855	-	-	-	-	-	-	-
2011-12	COLORADO	NHL	53	3151	136	4	2.59	26-24-3	1564	.913	-	-	-	-	-	-	-
	Russia	WC	8	-	-	1	1.77	8-0-0	-	.939	-	-	-	-	-	-	-
2012-13	Lokomotiv	KHL	16	928	27	3	1.74	8-4-3	503	.946	-	-	-	-	-	-	-
	COLORADO	NHL	35	1950	98	3	3.02	11-21-3	1007	.903	-	-	-	-	-	-	-
	Russia	WC	4	-	-	0	3.59	2-1-0	-	.878	-	-	-	-	-	-	-
2013-14	COLORADO	NHL	63	3640	146	2	2.41	41-14-6	2013	.927	7	433	20	0	2.77	3-4	.913
	Russia	OG	3	-	-	1	1.98	1-1-0	-	.911	-	-	-	-	-	-	-
2014-15	COLORADO	NHL	57	3307	141	5	2.56	28-20-8	1791	.921	-	-	-	-	-	-	-
2015-16	COLORADO	NHL	57	3142	148	2	2.81	27-25-3	1714	.914	-	-	-	-	-	-	-
2016-17	COLORADO	NHL	24	1355	76	1	3.38	6-17-0	745	.898	-	-	-	-	-	-	-
	Russia	WCup	0	-	-	-	-	-	-	-	-	-	-	-	-	-	-
2017-18	COLORADO	NHL	51	2861	128	2	2.68	24-16-6	1595	.920	-	-	-	-	-	-	-
2018-19	COLORADO	NHL	49	2839	136	2	2.87	20-19-9	1496	.909	-	-	-	-	-	-	-
2019-20	NY ISLANDERS	NHL	45	2517	110	2	2.62	19-14-6	1278	.914	20	1232	44	2	2.14	11-7	.921
2020-21	NY ISLANDERS	NHL	36	2117	72	7	2.05	19-11-4	1020	.929	14	797	34	0	2.56	7-7	.922
2021-22	NY ISLANDERS	NHL	31	1793	87	2	2.91	10-17-2	978	.911	-	-	-	-	-	-	-
2022-23	NY ISLANDERS	NHL	23	1335	60	2	2.70	11-9-2	689	.913	-	-	-	-	-	-	-
NY ISLANDERS TOTALS			135	7761	329	13	2.54	59-51-14	3965	.917	34	2030	78	2	2.31	18-14	.922
NHL TOTALS			583	33433	1474	38	2.65	272-220-64	17536	.916	60	3570	144	4	2.42	31-27	.919



OLIVER WAHLSTROM

Forward

26

ACQUIRED:

Selected by the New York Islanders in the first round (11th overall) of the 2018 NHL Draft.

2022-23 SEASON:

Recorded 16 points (seven goals, nine assists) in 35 games during his third season with the Islanders... Recorded three multi-point games... Scored a goal and an assist Oct. 15 vs. ANA... Recorded two goals, including the game-winner, and a team-high six shots on goal on Oct. 18 vs. SJS... Tallied two assists on Dec. 16 at ARI... Missed the final 47 games of the season due to injury.

100 CAREER GAMES

MAR. 5, 2022

2

Matched his career-high with two goals, including the game-winning goal, recorded a team-high six shots on goal and a career-high +3 rating, on Oct. 18, 2022 vs. San Jose.

TEAM USA

Helped Team USA win the 2018 Under-18 Five Nations Tournament in Kravare, Czech Republic.

1st ROUND, 11th OVERALL (2018)

PRONUNCIATION

WAWL-struhm, AH-lih-vuhr

SHOOTS

Right

HEIGHT

6'2"

WEIGHT

200lbs.

BIRTHDATE

June 13, 2000

BIRTHPLACE

Portland, ME



COLLEGE

Boston College
2018-19



JUNIOR TEAM

U.S. National Team
Development Program
2016-18



SILVER

Had seven goals and two assists in seven contests at the 2018 Under-18 World Junior Championships, helping Team USA capture a silver medal.

In 2021-22, recorded a career-high 5 power play goals and was the only Islander to record two power play goals in a single game that season (Dec. 4 at DET).

PPG

2021-22 CAREER HIGHS

Games Played..... 74
Goals..... 13
Assists..... 11
Points..... 24

INTERNATIONAL:



World Junior Championships: 2019 (Silver), 2020 (6th place)
Under-18 World Championships: 2017 (Gold), 2018 (Silver)
Under-17 Hockey Challenge: 2016 (5th place)

MILESTONES:

1st NHL Game: 10/14/19 vs. STL
1st NHL Goal: 1/28/21 at WSH
1st NHL Assist: 2/15/21 at BUF
100th NHL Game: 4/5/22 vs. STL

SINGLE GAME HIGHS:

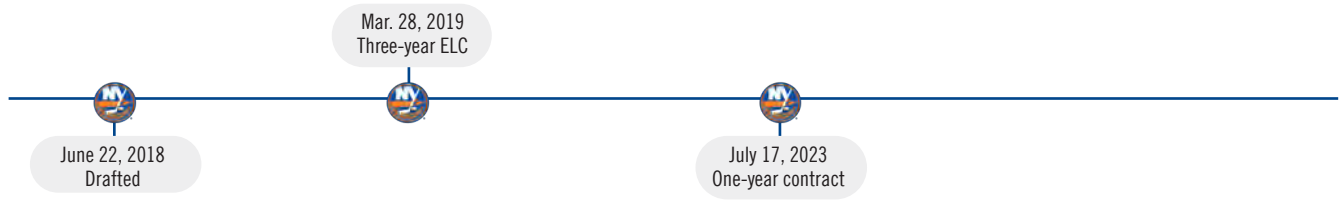
Goals: 2 (three times) Last: 10/18/22 vs. SJS
Assists: 2 (six times) Last: 12/16/22 at ARI
Points: 2 (12 times) Last: 12/16/22 at ARI
PIM: 17 12/04/21 at DET
+/-: +3 (twice) Last: 10/18/22 vs. SJS
TOI: 18:24 5/6/21 vs. NJD

CAREER HIGHS:

Goals: 13 2021-22 PIM: 74 2021-22
Assists: 11 2021-22 +/-: +5 2022-23
Points: 24 2021-22 TOI: 12:23 2020-21



CAREER TRANSACTIONS:



CAREER STATISTICS:

SEASON	CLUB	LEAGUE	REGULAR SEASON								PLAYOFFS						
			GP	G	A	PTS	PIM	PP	SH	GW	+/-	GP	G	A	PTS	PIM	+/-
2015-16	Shattuck St. Mary's	USHS-Prep	43	26	26	52	42	-	-	-	-	-	-	-	-	-	-
2016-17	U.S. NTL U18	USHL	8	4	1	5	4	-	-	-	-5	-	-	-	-	-	-
	U.S. NTL U17	USHL	21	5	3	8	10	2	0	1	-8	-	-	-	-	-	-
	United States	WHC-17	5	0	1	1	4	-	-	-	-	-	-	-	-	-	-
	United States	WJC-18	7	4	1	5	16	-	-	-	E	-	-	-	-	-	-
2017-18	U.S. NTL U18	USHL	26	22	23	45	22	4	2	4	+30	-	-	-	-	-	-
	U.S. NTL U18	Exhibition	36	26	23	49	20	-	-	-	+7	-	-	-	-	-	-
	United States	WJC-18	7	7	2	9	4	-	-	-	+2	-	-	-	-	-	-
2018-19	Boston College	H-East	36	8	11	19	28	2	0	1	-6	-	-	-	-	-	-
	United States	WJC-20	7	2	2	4	2	-	-	-	+3	-	-	-	-	-	-
	Bridgeport	AHL	5	2	1	3	9	1	0	0	-3	5	2	2	4	4	E
2019-20	NY ISLANDERS	NHL	9	0	0	0	4	0	0	0	-2	-	-	-	-	-	-
	Bridgeport	AHL	45	10	12	22	29	3	0	1	-16	-	-	-	-	-	-
2020-21	NY ISLANDERS	NHL	44	12	9	21	21	4	0	1	+2	5	1	2	3	8	+2
2021-22	NY ISLANDERS	NHL	73	13	11	24	74	5	0	2	-6	-	-	-	-	-	-
2022-23	NY ISLANDERS	NHL	35	7	9	16	32	1	0	1	+5	-	-	-	-	-	-
NY ISLANDERS TOTALS			161	32	29	61	131	10	0	4	-1	5	1	2	3	8	+2
NHL TOTALS			161	32	29	61	131	10	0	4	-1	5	1	2	3	8	+2





2023-24
SEASON




MEDIA GUIDE



NEW YORK
ISLANDERS

IN THE SYSTEM







KEN APPLEBY • GOALTENDER



CATCHES Left • **HEIGHT** 6'5" • **WEIGHT** 216lbs.

BIRTHDATE April 10, 1995 • **BIRTHPLACE** North Bay, ON

PRONUNCIATION A-puhl-bee, KEHN

ACQUIRED:

Signed as a free agent on April 9, 2021.

2022-23 SEASON:

Posted a 4.51 goals against average and .861 save percentage through five American Hockey League games with the Bridgeport Islanders during his eighth professional season and third with Bridgeport...Had a 13-13-1 record, 3.01 goals against average and .907 save percentage in 30 games for the Worcester Railers, the Islanders' ECHL affiliate...His 3.01 goals against average led Worcester netminders.

CAREER HIGHLIGHTS:

Has a 37-46-10 record, 2.83 goals against average and .902 save percentage through six seasons in the AHL with Bridgeport, Manitoba Moose, Binghamton Devils and Albany Devils...In 2021-22, posted a 2.49 goals against average and .928 save percentage through nine games with the Bridgeport Islanders...Recorded a 30-save shutout on Feb. 20, 2022 vs. Hartford, the sixth of his AHL career...Posted a 14-11-2 record, 2.88 goals against average and .918 save percentage in 27 games for the Worcester Railers...In 2020-21, went 4-3-1, posted a 2.28 goals against average and .914 save percentage in his fifth season in the American Hockey League (AHL) and first with Bridgeport...Earned his first shutout with Bridgeport on Apr. 17 at Hartford...Made his NHL debut with New Jersey on Jan. 20, 2018 at Philadelphia, stopping all 24 shots faced in 46:04 minutes...Made his first NHL start with the New Jersey Devils on Jan. 25, 2018 vs. Nashville, where he made 27 saves...Won his first professional game with Adirondack of the East Coast Hockey League (ECHL) on Oct. 16, 2016 at Elmira...Posted a 55-18-9 record, 2.25 goals against average and .918 save percentage through 92 OHL games over three seasons with the Oshawa Generals...In 2014-15, he won the Memorial Cup Championship and OHL Championship with Oshawa...He posted a 2.24 goals against average, .922 save percentage and two shutouts to earn the Memorial Cup All-Star and Most Outstanding Goaltender honors...Named to the 2014-15 OHL Second All-Star Team after posting the league's best goals-against average (2.08) and most shutouts (6).

CAREER STATISTICS:

SEASON	CLUB	LEAGUE	REGULAR SEASON									PLAYOFFS						
			GP	MIN	GA	SO	GAA	REC	SA	SV	SV%	GP	MIN	GA	SO	GAA	REC	SV%
2012-13	Oshawa	OHL	18	756	34	0	2.70	6-4-2	263	297	.886	-	-	-	-	-	-	-
2013-14	Oshawa	OHL	24	1234	51	3	2.48	11-7-3	639	588	.920	1	59	3	0	3.06	0-1-0	.893
2014-15	Oshawa	OHL	50	2995	102	6	2.08	38-7-4	1139	1237	.924	21	1259	47	2	2.24	16-5-0	.922
2015-16	Albany	AHL	8	486	21	1	2.59	3-3-2	219	198	.904	-	-	-	-	-	-	-
	Adirondack	ECHL	29	1712	64	3	2.24	17-9-2	839	775	.924	12	754	29	1	2.31	7-5-0	.920
2016-17	NEW JERSEY	NHL	0	-	-	-	-	-	-	-	-	-	-	-	-	-	-	-
	Albany	AHL	32	1917	84	0	2.63	17-14-1	866	782	.903	1	33	2	0	3.61	0-0-0	.800
	Adirondack	ECHL	6	363	12	1	1.98	4-1-0	142	130	.915	-	-	-	-	-	-	-
2017-18	NEW JERSEY	NHL	3	124	3	0	1.45	0-1-0	55	52	.945	-	-	-	-	-	-	-
	Binghamton	AHL	26	1500	69	2	2.76	10-13-2	697	628	.901	-	-	-	-	-	-	-
	Adirondack	ECHL	2	119	4	0	2.03	1-1-0	51	47	.922	-	-	-	-	-	-	-
2018-19	Manitoba	AHL	10	520	34	1	3.92	2-6-0	293	259	.884	-	-	-	-	-	-	-
	Jacksonville	ECHL	15	859	35	1	2.45	7-7-1	455	420	.923	4	217	10	0	2.76	0-3-0	.905
2019-20	Milwaukee	AHL	0	-	-	-	-	-	-	-	-	-	-	-	-	-	-	-
	Florida	ECHL	42	2382	95	3	2.39	27-8-5	1087	992	.913	-	-	-	-	-	-	-
2020-21	Bridgeport	AHL	7	421	16	1	2.28	4-3-0	185	169	.914	-	-	-	-	-	-	-
2021-22	Bridgeport	AHL	9	505	21	1	2.49	1-4-3	293	272	.928	-	-	-	-	-	-	-
	Worcester	ECHL	27	1602	77	1	2.88	14-11-2	937	860	.918	-	-	-	-	-	-	-
2022-23	Bridgeport	AHL	5	253	19	0	4.50	0-3-2	137	118	.861	-	-	-	-	-	-	-
	Worcester	ECHL	30	1692	85	0	3.01	13-13-1	912	827	.907	-	-	-	-	-	-	-
NHL TOTALS			3	124	3	0	1.45	0-1-0	55	52	.945	-	-	-	-	-	-	-





CAMERON BERG • FORWARD

SHOOTS Left • **HEIGHT** 5'11" • **WEIGHT** 200lbs.

BIRTHDATE January 29, 2002 • **BIRTHPLACE** West Fargo, ND

PRONUNCIATION BERG, CAM-er-uhn

ACQUIRED:

Selected by the New York Islanders in the fourth round (125th overall) of the 2021 NHL Draft.

2022-23 SEASON:

Recorded an NCAA career-high 24 points (ten goals, 14 assists) in 37 games during his sophomore season at the University of Nebraska-Omaha...His 10 goals were tied for fourth on the team, his 14 assists were tied for fifth and his 24 points were sixth...Recorded seven multi-point games...Helped Omaha reach the 2023 NCHC Quarterfinals.



**4th ROUND,
125th OVERALL (2021)**

CAREER HIGHLIGHTS:

Will play his junior collegiate season at the University of North Dakota...In 2021-22, Recorded 23 points (eight goals, 15 assists) in 37 games during his freshman season at University of Nebraska- Omaha...Recorded goals in back-to-back games vs. Maine (Oct. 8 & 9, 2021)...Scored a season-best two goals at Alaska Fairbanks (Nov. 19, 2021)...Earned one NCHC Rookie of the Week honor for his efforts Nov. 15-20, 2021...Scored 102 points (50 goals, 52 assists) through three seasons in the United States Hockey League (USHL)...In 2020-21, Recorded 58 points (27g, 31a) through 51 games with the Muskegon Lumberjacks (USHL)...Finished seventh in both points and goals among all USHL skaters...Ranked second on Muskegon in all three scoring categories...Named to USHL's Third All-Star team...Recorded 34 points (20 goals 14 assists) through 46 games split between Muskegon and the Omaha Lancers of the USHL in 2019-20...Ranked second on Muskegon in goals (18) and seventh in points (30)...Led the Lumberjacks in power play goals (6)...His 20 goals and six power play goals were both ranked tied for 15th among all USHL skaters in 2019-20.

CAREER STATISTICS:

SEASON	CLUB	LEAGUE	REGULAR SEASON									PLAYOFFS					
			GP	G	A	PTS	PIM	PP	SH	GW	+/-	GP	G	A	PTS	PIM	+/-
2017-18	Omaha AAA Lancers 16U	HPHL 16U	7	4	3	7	8	-	-	-	-	-	-	-	-	-	-
2018-19	Omaha Lancers	USHL	14	2	2	4	2	1	0	1	+1	-	-	-	-	-	
2019-20	Muskegon Lumberjacks	USHL	32	18	12	30	8	6	2	3	+4	-	-	-	-	-	
	Omaha Lancers	USHL	14	2	2	4	2	0	0	0	+1	-	-	-	-	-	
2020-21	Muskegon Lumberjacks	USHL	51	27	31	58	18	6	2	3	+10	4	4	0	4	0	
2021-22	Univ. of Nebraska-Omaha	NCAA	37	8	15	23	14	3	0	0	+4	-	-	-	-	-	
2022-23	Univ. of Nebraska-Omaha	NCAA	37	10	14	24	38	4	0	1	-5	-	-	-	-	-	





DENNIS CHOLOWSKI • DEFENSEMAN



SHOOTS Left • **HEIGHT** 6'2" • **WEIGHT** 210lbs.

BIRTHDATE February 15, 1998 • **BIRTHPLACE** Langley, BC

PRONUNCIATION cho-LAU-skee, DEN-iss

ACQUIRED:

Signed as a free agent on August 23, 2022.

2022-23 SEASON:

Appeared in two games for the Islanders in his sixth professional season...Recorded a career-high 38 points (one goal, 37 assists) in 67 games with Bridgeport, the Islanders' American Hockey League affiliate...His 37 points and 36 assists led Bridgeport defensemen...Recorded a team-high 21 power-play assists...Recorded three assists on Oct. 28 at Springfield and Mar. 24 at Belleville.

**1st ROUND,
20TH OVERALL (2016)**


CAREER HIGHLIGHTS:

Has recorded 30 points (10 goals, 20 assists) through 117 career NHL games with Detroit, Washington, Seattle and the Islanders...Began his NHL career with the Detroit Red Wings...Made his NHL debut and scored his first career NHL goal on Oct. 4, 2018 vs. Columbus...Skated in his 100th career NHL game on Apr. 29, 2021 at Carolina...Has 91 points (10 goals, 81 assists) through 167 career AHL games...In 2021-22, recorded three points in 11 NHL games, including one assist through seven games with the Washington Capitals and two assists through four games with the Seattle Kraken...Claimed off waivers by the Washington Capitals from Detroit on Oct. 14, 2021...Claimed off waivers by the Seattle Kraken on Feb. 9, 2022...Skated in 31 American Hockey League games with the Charlotte Checkers in 2021-22, recording 18 points (three goals, 15 assists)...Skated in his 100th career AHL game on Apr. 23, 2022 at Providence...Made his AHL debut on Apr. 15, 2017 at Milwaukee...Scored his first career AHL point, an assist, on Feb. 15, 2019...Spent the 2017-18 season in the Western Hockey League (WHL) with the Prince George Cougars and Portland Winterhawks...Recorded 39 points (13 goals, 26 assists) in 39 games as an Assistant Captain with the Cougars...Tallied 27 points (one goal, 26 assists) in 32 games with the Winterhawks...Spent the 2016-17 season in the NCAA with St. Cloud State University...Tallied 12 points (one goal, 11 assists) in 36 games with the Huskies.

CAREER STATISTICS:

REGULAR SEASON												PLAYOFFS					
SEASON	CLUB	LEAGUE	GP	G	A	PTS	PIM	PP	SH	GW	+/-	GP	G	A	PTS	PIM	+/-
2013-14	Yale Hockey Academy	CSSHL U16	17	1	15	16	8	-	-	-	-	2	0	5	5	0	-
	Chilliwack	BCHL	1	0	0	0	0	-	-	-	-	-	-	-	-	-	-
2014-15	Chilliwack	BCHL	55	4	23	27	4	-	-	-	-	12	0	7	7	0	-
2015-16	Chilliwack	BCHL	50	12	28	40	16	-	-	-	+2	20	4	11	15	4	0
2016-17	St. Cloud State	NCAA (NCHC)	36	1	11	12	14	-	-	-	-9	-	-	-	-	-	-
	Grand Rapids	AHL	1	0	0	0	0	-	-	-	+1	-	-	-	-	-	-
2017-18	Prince George	WHL	37	13	26	39	14	-	-	-	+9	-	-	-	-	-	-
	Portland	WHL	32	1	26	27	18	-	-	-	+20	12	5	2	7	6	-9
	Grand Rapids	AHL	0	0	0	0	0	-	-	-	E	1	0	0	0	0	0
2018-19	DETROIT	NHL	52	7	9	16	16	8	0	0	-20	-	-	-	-	-	-
	Grand Rapids	AHL	25	0	12	12	12	-	-	-	E	-5	0	2	2	2	+1
2019-20	DETROIT	NHL	36	2	6	8	6	1	0	0	-26	-	-	-	-	-	-
	Grand Rapids	AHL	30	3	10	13	8	0	0	0	-15	-	-	-	-	-	-
2020-21	DETROIT	NHL	16	1	2	3	4	0	0	0	-1	-	-	-	-	-	-
	Grand Rapids	AHL	13	3	7	10	6	1	0	1	-5	-	-	-	-	-	-
2021-22	WASHINGTON	NHL	7	0	1	1	2	0	0	0	-4	-	-	-	-	-	-
	SEATTLE	NHL	4	0	2	2	0	0	0	0	+1	-	-	-	-	-	-
	Charlotte	AHL	31	3	15	18	8	0	0	0	+8	6	0	1	1	0	-5
2022-23	NY ISLANDERS	NHL	2	0	0	0	0	0	0	0	-1	-	-	-	-	-	-
	Bridgeport	AHL	67	1	37	38	26	1	0	0	-7	-	-	-	-	-	-
NY ISLANDERS TOTALS			2	0	0	0	0	0	0	0	-1	-	-	-	-	-	-
NHL TOTALS			117	10	20	30	28	5	0	2	-51	-	-	-	-	-	-





WILLIAM DUFOUR • FORWARD



SHOOTS Right • **HEIGHT** 6'3" • **WEIGHT** 212lbs.

BIRTHDATE January 28, 2002 • **BIRTHPLACE** Quebec, QC

PRONUNCIATION dew-FOUR, WILL-yum

ACQUIRED:

Selected by the Islanders in the fifth round (152nd overall) of the 2020 National Hockey League Draft.

2022-23 SEASON:

Appeared in one game for the Islanders in his first professional season... Made his NHL debut on Jan. 18 vs. BOS... Recorded 48 points (21 goals, 27 assists) in 69 games in his first season with Bridgeport, the Islanders' American Hockey League affiliate... His 48 points were fifth amongst AHL rookies... His 21 goals were fourth amongst Bridgeport skaters and his 48 points were fifth... Finished the season third on Bridgeport with eight power play goals... Scored his first two professional goals Oct. 21 at Providence... Recorded a pair of three-point games, Feb. 18 vs. Springfield (three assists) and Mar. 15 at Hartford (one goal, two assists).

5th ROUND,
152nd OVERALL (2020)


CAREER HIGHLIGHTS:

Recorded 221 points (110 goals, 111 assists) in 203 games across four seasons in the Quebec Major Junior Hockey League between the Rouyn-Noranda Huskies, Chicoutimi Saguenens, Drummondville Voltiguers and Saint John Sea Dogs... In 2021-22, Recorded 116 points (56 goals, 60 assists) in 66 games with the Saint John Sea Dogs in his fourth campaign in the Quebec Major Junior Hockey League... Set career-highs in points, goals, assists, and finished the season with a career-best plus-52 rating... Helped the Sea Dogs win the 2022 Memorial Cup... Was named Memorial Cup Tournament MVP... Set several single-season franchise records for Saint John, including most goals, most power play goals and most points... His 116 points were second-most in the entire QMJHL... Skated in seven games as a member of Team Canada at the 2022 World Junior Championship in Edmonton, recording seven points (three goals, four assists)... Helped Team Canada capture the gold medal... In 2020-21, he recorded 29 points (17g, 12a) through 23 games in his second season with the Drummondville Voltiguers of the Quebec Major Junior Hockey League (QMJHL)... He co-led Drummondville in both goals and penalty minutes (34) and ranked second on the team in points... Recorded 55 points (28g, 27a) in 59 games between the Chicoutimi Saguenens and Drummondville Voltiguers during his second season in the QMJHL in 2019-20... Appeared in four playoff games and scored one goal for Chicoutimi in 2018-19... Represented Team Canada Red at the 2018 Under-17 World Hockey Championship, where he scored two goals in six tournament games.

CAREER STATISTICS:

REGULAR SEASON		PLAYOFFS															
SEASON	CLUB	LEAGUE	GP	G	A	PTS	PIM	PP	SH	GW	+/-	GP	G	A	PTS	PIM	+/-
2015-16	Quebec Cyclones	QBAA	29	7	13	20	38	-	-	-	-	-	-	-	-	-	-
2016-17	Quebec Typhon	QBAAA	30	13	11	24	20	-	-	-	-	-	-	-	-	-	-
	Quebec Typhon	QMEAA	4	2	0	2	2	-	-	-	-	-	-	-	-	-	-
2017-18	Seminaire St. Francois	QMAAA	36	17	19	36	16	-	-	-	+5	6	1	2	3	10	-3
2018-19	Rouyn-Noranda	QMJHL	29	5	3	8	12	0	0	1	+4	-	-	-	-	-	-
	Chicoutimi	QMJHL	26	4	9	13	12	1	0	2	-1	4	1	0	1	2	E
	Canada Red	WHC-17	6	2	0	2	2	-	-	-	-	-	-	-	-	-	-
2019-20	Chicoutimi	QMJHL	31	10	12	22	24	0	0	2	+11	-	-	-	-	-	-
	Drummondville	QMJHL	28	18	15	33	30	3	0	5	+2	-	-	-	-	-	-
2020-21	Drummondville	QMJHL	23	17	12	29	32	2	4	2	-	-	-	-	-	-	-
2021-22	Saint John	QMJHL	66	56	60	116	40	20	1	13	+52	5	2	2	4	6	-5
	Canada U20	WJC-20	7	3	4	7	2	0	0	0	+2	-	-	-	-	-	-
2022-23	NY ISLANDERS	NHL	1	0	0	0	0	0	0	0	-2	-	-	-	-	-	-
	Bridgeport	AHL	69	21	27	48	51	8	0	4	-13	-	-	-	-	-	-
NY ISLANDERS TOTALS			1	0	0	0	0	0	0	0	-2	-	-	-	-	-	-
NHL TOTALS			1	0	0	0	0	0	0	0	-2	-	-	-	-	-	-





ARNAUD DURANDEAU • FORWARD



SHOOTS Left • **HEIGHT** 6'0" • **WEIGHT** 185lbs.

BIRTHDATE January 14, 1999 • **BIRTHPLACE** Montreal, QC

PRONUNCIATION duh-RAN-doh, ahr-NOH

ACQUIRED:

Selected by the Islanders in the sixth round (165th overall) of the 2017 NHL Draft.

2022-23 SEASON:

Appeared in four games for the New York Islanders in his fourth professional season... Made his NHL debut on Feb. 20 at PIT... Recorded a career-high 55 points (24 goals, 31 assists) in 68 games with Bridgeport, the Islanders' American Hockey League affiliate... Tallied a career-high 13 power-play goals, tied for the team-lead... His 24 goals and 55 points were third on the team, and his 31 assists were fourth.

6th ROUND,
165th OVERALL (2017)

CAREER HIGHLIGHTS:

Has recorded 108 points (48 goals, 31 assists) in 167 career AHL games... In 2021-22, recorded 37 points (15 goals, 22 assists) through 64 games with the Bridgeport Islanders... His fifteen goals were third-most amongst Bridgeport players... In the COVID-shortened 2020-21 AHL season, recorded eight points (four goals, four assists) through 14 games in his second professional season with the Bridgeport Sound Tigers of the American Hockey League (AHL)... Recorded three multi-point games... Had two consecutive multi-point games on Apr. 17 at Hartford (one goal, one assist) and Apr. 20 vs. Providence (two assists)... Scored two game-winning goals... Recorded eight points (five goals, three assists) in 21 games in his debut season with the Bridgeport Sound Tigers in 2019-20... Recorded 196 points (85 goals, 111 assists) in 262 games for the Halifax Mooseheads of the Quebec Major Junior Hockey League (QMJHL)... Set career-highs in goals (38), assists (35) and points (73) in 68 games with Halifax in 2018-19... Recorded 20 points (10 goals, 10 assists) in 23 QMJHL playoff games in 2018-19 and scored the overtime game-winner in the Memorial Cup semi-finals vs. Drummondville... Had a QMJHL career-high 11-game point streak (12 goals, nine assists) from Feb. 18 - March 15, 2018.

CAREER STATISTICS:

SEASON	CLUB	LEAGUE	REGULAR SEASON										PLAYOFFS					
			GP	G	A	PTS	PIM	PP	SH	GW	+/-	GP	G	A	PTS	PIM	+/-	
2013-14	Lac St-Louis	QMEAA	7	2	1	3	2	-	-	-	-	2	0	0	0	0	-	
2014-15	Lac St-Louis	QMAAA	42	25	26	51	28	-	-	-	+9	16	8	11	19	12	+3	
2015-16	Halifax	QMJHL	63	12	17	29	20	4	0	2	-18	-	-	-	-	-	-	
	Canada BK	WHC-17	5	2	2	4	2	-	-	-	-	-	-	-	-	-	-	
2016-17	Halifax	QMJHL	64	15	26	41	70	9	0	2	-6	6	2	3	5	6	-5	
2017-18	Halifax	QMJHL	67	20	33	53	56	3	1	2	+1	9	5	7	12	16	-7	
2018-19	Halifax	QMJHL	68	38	35	73	46	11	0	4	+29	23	10	10	20	26	+9	
2019-20	Bridgeport	AHL	21	5	3	8	12	0	0	2	-2	-	-	-	-	-	-	
	Worcester	ECHL	15	5	3	8	4	0	0	0	-7	-	-	-	-	-	-	
2020-21	Bridgeport	AHL	14	4	4	8	8	1	0	2	+1	-	-	-	-	-	-	
2021-22	Bridgeport	AHL	64	15	22	37	30	2	0	3	30	6	1	1	2	4	-2	
2022-23	NY ISLANDERS	NHL	4	0	0	0	2	0	0	0	+1	-	-	-	-	-	-	
	Bridgeport	AHL	68	24	31	55	35	13	0	4	-9	-	-	-	-	-	-	
NY ISLANDERS TOTALS			4	0	0	0	2	0	0	0	+1	-	-	-	-	-	-	
NHL TOTALS			4	0	0	0	2	0	0	0	+1	-	-	-	-	-	-	





QUINN FINLEY • FORWARD

SHOOTS Left • **HEIGHT** 6'0" • **WEIGHT** 179lbs.

BIRTHDATE August 8, 2004 • **BIRTHPLACE** Suamico, WI

PRONUNCIATION FIN-lee, KWIN

ACQUIRED:

Selected by the Islanders in the third round (78th overall) of the 2022 NHL Draft.

2022-23 SEASON:

Recorded 65 points (25 goals, 40 assist) in 55 games with the Madison Capitols and Chicago Steel of the United States Hockey League during his third season in the USHL...Scored his 100th career USHL point in a career-high four-point game (three goals, one assist) on Apr. 22 at Muskegon...Tallied four points (two goals, two assists) in six USHL playoff games with Chicago.



3rd ROUND,
78th OVERALL (2022)

CAREER HIGHLIGHTS:

Committed to play college hockey at the University of Wisconsin...Recorded 100 points (38 goals, 62 assists) in 133 USHL games with the Madison Capitals and Chicago Steel...In 2021-22, scored 29 points (12 goals, 17 assists) in 39 games with Madison...Recorded 10 points (five goals, five assists) in 14 playoff games to help Madison reach the 2022 USHL Clark Cup finals...Tallied three assists in four games with Team USA at the 2021 Hlinka Gretzky Cup...In 2020-21, recorded six points (one goal, five assists) in 39 games with the Chicago Steel...Helped the Chicago Steel capture the 2020-21 Clark Cup Championship.

CAREER STATISTICS:

REGULAR SEASON

PLAYOFFS

SEASON	CLUB	LEAGUE	GP	G	A	PTS	PIM	PP	SH	GW	+/-	GP	G	A	PTS	PIM	+/-
2018-19	MN Wisconsin 15U AAA	MNBEL 14U	14	4	3	7	-	-	-	-	-	-	-	-	-	-	-
2019-20	MN Wisconsin 15UAAA	MNBEL 14U	15	16	19	35	-	-	-	-	-	-	-	-	-	-	-
2020-21	Chicago	USHL	39	1	5	6	8	-	-	-	-10	-	-	-	-	-	-
2021-22	Madison	USHL	39	12	17	29	16	-	-	-	-3	14	5	5	10	2	0
	USA U18	Hlinka Gretzky	4	0	3	3	2	-	-	-	+3	-	-	-	-	-	-
2022-23	Madison	USHL	23	10	17	27	12	-	-	-	-13	-	-	-	-	-	-
	Chicago	USHL	32	15	23	38	14	-	-	-	4	6	2	2	4	4	E





AIDAN FULP • DEFENSEMAN

43

SHOOTS Right • **HEIGHT** 6'3" • **WEIGHT** 212lbs.

BIRTHDATE February 29, 2000 • **BIRTHPLACE** Westfield, IN

PRONUNCIATION FUHLP, AY-dehn

ACQUIRED:

Agreed to a two-year, two way contract with the New York Islanders on Mar. 31, 2023.

2022-23 SEASON:

Recorded 15 points (two goals, 13 assists) in 38 games in his third season with the Western Michigan University Broncos...Served as assistant captain...His 13 assists were a collegiate career-high...Finished the season third amongst Western Michigan defensemen in goals and points...Named a finalist for National Collegiate Hockey Conference (NCHC) Defensive Defenseman of the Year...Skated in three games with Bridgeport, the Islanders' American Hockey League affiliate, tallying two assists.

CAREER HIGHLIGHTS:

Recorded 38 points (four goals, 34 assists) in 94 games across three collegiate seasons with the Western Michigan University Broncos...In 2021-22, tallied 13 points (two goals, 11 assists) in 34 games...Named an NCHC Distinguished Scholar Athlete...Helped the Broncos reach the NCAA Tournament...In 2020-21, recorded 11 assists in 25 games during his freshman year at Western Michigan...Named to NCHC Academic All-Conference Team and an NCHC Scholar Athlete with a perfect 4.0 GPA...Skated in 137 games for the Dubuque Fighting Saints of the United States Hockey League (USHL) from 2017-20...Recorded 33 points (four goals, 29 assists) in that span...Earned the USHL's Curt Hamner Award with the Dubuque Fighting Saints for "performance, pride and determination"...Served as team captain of the Fighting Saints during the 2019-20 season.

CAREER STATISTICS:

REGULAR SEASON											PLAYOFFS						
SEASON	CLUB	LEAGUE	GP	G	A	PTS	PIM	PP	SH	GW	+/-	GP	G	A	PTS	PIM	+/-
2016-17	Victory Honda 16U AAA	T1EHL 16U	32	10	2	12	34	-	-	-	-	4	0	0	0	4	-
	USNTDP Juniors	NTDP	5	0	0	0	0	-	-	-	-	-	-	-	-	-	-
	Dubuque	USHL	2	0	0	0	0	-	-	-	-2	-	-	-	-	-	-
2017-18	Dubuque	USHL	43	1	3	4	12	-	-	-	+3	5	0	1	1	2	+1
2018-19	Dubuque	USHL	44	2	12	14	22	-	-	-	+4	6	0	0	0	2	-2
2019-20	Dubuque	USHL	45	1	14	15	18	-	-	-	+11	-	-	-	-	-	-
2020-21	Western Michigan	NCAA	25	0	11	11	12	0	0	0	-6	-	-	-	-	-	-
2021-22	Western Michigan	NCAA	34	2	11	13	38	0	0	0	+8	-	-	-	-	-	-
2022-23	Western Michigan	NCAA	38	2	13	15	24	1	0	0	+9	-	-	-	-	-	-
	Bridgeport	NCAA	3	0	2	2	2	-	-	-	+2	-	-	-	-	-	-





ISAIAH GEORGE • DEFENSEMAN



SHOOTS Left • **HEIGHT** 6'1" • **WEIGHT** 196lbs.

BIRTHDATE February 15, 2004 • **BIRTHPLACE** Oakville, ON

PRONUNCIATION JORRJ, eye-ZAY-uh

ACQUIRED:

Selected by the Islanders in the fourth round (98th overall) of the 2022 NHL Draft.

2022-23 SEASON:

Scored 22 points (seven goals, 15 assists) in 54 games during his second season with the London Knights of the Ontario Hockey League (OHL)... Finished the season fourth amongst Knights defensemen in goals and assists, and fifth in points...His plus 23 rating matched his career-best, set in 2021-22, led Knights defensemen and was tied for the team-lead...Added three assists in 20 playoff games, helping London reach the OHL Championship Final.



CAREER HIGHLIGHTS:

Has recorded 45 points (13 goals, 32 assists) in 123 career games with the London Knights of the Ontario Hockey League...In 2021-22, recorded 23 points (six goals, 17 assists) in 67 games with London... Finished the season second amongst Knights defensemen in points, goals and assists...His plus-23 rating led all Knights defensemen and was second on the team... Did not play the 2020-21 season due to OHL's postponement of the season...In 2019-20, recorded 11 points (five goals, six assists) in 19 games with the Toronto Marlboros Under-16 team...Finished the season second amongst defensemen in points and goals, and third in assists...Added one goal in seven playoff games.

CAREER STATISTICS:

REGULAR SEASON											PLAYOFFS						
SEASON	CLUB	LEAGUE	GP	G	A	PTS	PIM	PP	SH	GW	+/-	GP	G	A	PTS	PIM	+/-
2019-20	Toronto U16 AAA	GTHL U16	29	5	6	11	6	-	-	-	-	7	1	0	1	2	-
	Oakville	OJHL	1	0	0	0	0	0	0	0	-	1	0	0	0	0	-
2020-21	London (season postponed)	OHL	0	0	0	0	0	0	0	0	0	0	0	0	0	0	0
2021-22	London	OHL	67	6	17	23	32	0	1	1	+23	-	-	-	-	-	-
2022-23	London	OHL	54	7	15	22	14	0	0	2	+23	20	0	3	3	10	+1





GRANT HUTTON · DEFENSEMAN

33

SHOOTS Right · **HEIGHT** 6'3" · **WEIGHT** 206lbs.

BIRTHDATE July 25, 1995 · **BIRTHPLACE** Carmel, IN

PRONUNCIATION HUH-tuhn, GRANT

ACQUIRED:

Agreed to terms on an entry-level contract on March 21, 2019.

2022-23 SEASON:

Recorded 10 points (four goals, six assists) in 39 games in his fourth season with the Bridgeport Islanders of the American Hockey League (AHL)...His four goals were third amongst Bridgeport defensemen...Recorded a three-game point streak (one goal, two assists) from April 1-4.


CAREER HIGHLIGHTS:

Has recorded 62 points (20 goals, 42 assists) in 173 games through five seasons with Bridgeport, the Islanders' American Hockey League affiliate...Made his NHL debut in the Islander's first ever game at UBS Arena on Nov. 20, 2021 vs. CGY...Scored his first career NHL goal on Apr. 9, 2021 at STL...In 2021-22, recorded 20 points (nine goals, 11 assists) in 46 games with Bridgeport...Led Bridgeport defensemen in goals and was second in points and fourth in assists...Scored a goal in his 100th career AHL game on Dec. 12 vs. Belleville...In 2020-21, tied for second amongst Bridgeport defensemen with five assists...Was one of just four players to appear in all 24 games...In 2019-20, finished third amongst Bridgeport defensemen in points (21) and tied for fourth on the team overall in assists (15)...Made his professional debut on Mar. 27, 2019 vs. Charlotte... Recorded 71 points (29 goals, 42 assists) in 144 career games in four seasons with Miami University of Ohio...Led Miami defensemen in goals (seven) in 2018-19...Served as team captain of the RedHawks...In 2017-18, set collegiate career-highs in goals (13), assists (14) and points (27).

CAREER STATISTICS:

REGULAR SEASON											PLAYOFFS						
SEASON	CLUB	LEAGUE	GP	G	A	PTS	PIM	PP	SH	GW	+/-	GP	G	A	PTS	PIM	+/-
2013-14	Corpus Christi	NAHL	43	6	13	19	52	5	0	0	-7	-	-	-	-	-	-
	Tri-City	USHL	20	1	1	2	7	0	0	0	-8	-	-	-	-	-	-
2014-15	Des Moines	USHL	11	0	0	0	2	0	0	0	-2	-	-	-	-	-	-
	Janesville	NAHL	32	4	10	14	18	3	0	2	+26	-	-	-	-	-	-
2015-16	Miami (Ohio)	NCHC	35	0	5	5	6	0	0	0	+1	-	-	-	-	-	-
2016-17	Miami (Ohio)	NCHC	36	9	9	18	34	4	0	0	E	-	-	-	-	-	-
2017-18	Miami (Ohio)	NCHC	36	13	14	27	45	8	1	3	-6	-	-	-	-	-	-
2018-19	Miami (Ohio)	NCHC	37	7	14	21	29	4	0	1	-5	-	-	-	-	-	-
	Bridgeport	AHL	9	1	5	6	2	1	0	0	-3	5	0	0	0	0	-1
2019-20	Bridgeport	AHL	55	6	15	21	31	0	0	1	-5	-	-	-	-	-	-
2020-21	Bridgeport	AHL	24	0	5	5	16	0	0	0	-3	-	-	-	-	-	-
2021-22	NY ISLANDERS	NHL	16	1	0	1	4	0	0	0	-1	-	-	-	-	-	-
	Bridgeport	AHL	46	9	11	20	12	2	0	1	+3	-	-	-	-	-	-
2022-23	Bridgeport	AHL	39	4	6	10	16	0	1	0	+1	-	-	-	-	-	-
NY ISLANDERS TOTALS			16	1	0	1	4	0	0	0	-1	-	-	-	-	-	-
NHL TOTALS			16	1	0	1	4	0	0	0	-1	-	-	-	-	-	-





RUSLAN ISKHAKOV • FORWARD

37

SHOOTS Left • **HEIGHT** 5'8" • **WEIGHT** 170lbs.

BIRTHDATE July 22, 2000 • **BIRTHPLACE** Moscow, RUS

PRONUNCIATION is-HOCK-ahv, ROO-slahn

ACQUIRED:

Selected by the Islanders in the second round (43rd overall) of the 2018 NHL Draft.

2022-23 SEASON:

Recorded 51 points (17 goals, 34 assists) in 69 games in his rookie season with the Bridgeport Islanders of the American Hockey League... Finished the season third amongst Bridgeport skaters in assists (34), fourth in points (51), and fifth in goals (17)...His 34 assists were second-most amongst all American Hockey League rookies, and his 51 points were third...Tallied 13 multi-point games, including four straight multi-point games Oct. 22-29 (three goals, six assists)...Recorded six three-point games, including three assists on Nov. 5 vs. Hartford, Jan. 25 at Hartford, and Feb. 17 at Hartford.

2nd ROUND,
43rd OVERALL (2018)


CAREER HIGHLIGHTS:

Recorded 22 points (seven goals, 15 assists) in 25 games in 2021-22 with Adler Mannheim in Deutsche Eishockey Liga (DEL), Germany's professional hockey league...Helped Adler Mannheim reach the semifinals of the 2022 DEL Playoffs, adding an assist through four playoff games...Spent 2020-21 with TPS in Liiga, Finland's top league, where he recorded 38 points (10 goals, 28 assists) in 54 games...Ranked second on TPS in assists, third in points and fourth in goals...Helped TPS reach the Finals of the 2021 Liiga Playoffs...His five assists in the 2021 Liiga playoffs were second-most on the team...Prior to joining TPS, played two seasons (2018-19, 2019-20) in the NCAA at the University of Connecticut (Hockey East)...Recorded 42 points (15 goals, 27 assists) through 64 college games...Scored his first collegiate goal in his NCAA debut on Oct. 12, 2018 at Army...Represented Russia at the 2018 Under-18 World Junior Championships in his home country, recording three goals in five games.

CAREER STATISTICS:

SEASON	CLUB	LEAGUE	REGULAR SEASON									PLAYOFFS					
			GP	G	A	PTS	PIM	PP	SH	GW	+/-	GP	G	A	PTS	PIM	+/-
2016-17	HK Trnava	U18	44	42	62	104	28	-	-	-	+9	-	-	-	-	-	-
2017-18	Armiya Moskva	MHL	33	6	24	30	2	-	-	-	-	-	-	-	-	-	
	Russia	WJC18	5	3	0	3	2	0	0	1	+3	-	-	-	-	-	
	Russia	INTJR	24	9	12	21	10	-	-	-	-	-	-	-	-	-	
2018-19	UCONN	NCAA (H-East)	32	6	15	21	20	0	0	1	+1	-	-	-	-	-	
2019-20	UCONN	NCAA (H-East)	32	9	12	21	26	2	1	0	+9	-	-	-	-	-	
2020-21	TPS	Liiga	54	10	28	38	24	2	0	3	+2	13	2	5	7	8	-1
2021-22	Adler Mannheim	DEL	25	7	15	22	10	-	-	-	+8	4	0	1	1	0	+1
2022-23	Bridgeport	AHL	69	17	34	51	50	2	0	2	+1	-	-	-	-	-	-





ALEX JEFFERIES • FORWARD

SHOOTS Right • **HEIGHT** 6'0" • **WEIGHT** 194lbs.

BIRTHDATE November 8, 2001 • **BIRTHPLACE** Framingham, MA

PRONUNCIATION JEFF-rees, AL-ehks

ACQUIRED:

Selected by the Islanders in the fourth round (121st overall) of the 2020 National Hockey League Draft.

2022-23 SEASON:

Recorded 41 points (14 goals, 27 assists) in 38 games in his junior season with Merrimack College...Set collegiate career-highs in all three scoring categories...Led Merrimack skaters in points, assists and was tied for the lead in goals...Named Hockey East Player of the Month in December 2022...Winner of the Paul Hines Most Improved Player Award, voted on by the New England Hockey Writers Association...Helped Merrimack reach the finals of the 2022 Hockey East Tournament.



**4th ROUND,
121st OVERALL (2020)**


CAREER HIGHLIGHTS:

Has totaled 74 points (28 goals, 26 assists) in 83 games through three seasons at Merrimack College...In 2021-22, recorded 23 points (10 goals, 13 assists) in 33 games during his sophomore season...In 2020-21, recorded 10 points (four goals, six assists) through 12 games in his freshman season at Merrimack College...Tied for third on Merrimack in both points and assists...Led all freshmen in scoring...Scored his first collegiate goal in his second game on Dec. 6 vs. UMass...Named Hockey East Rookie of the Week for the week of Dec. 6...Recorded 126 points (60 goals, 66 assists) in two seasons with The Gunnery Preparatory High School (USHS-Prep) in Washington, CT, the second-most points in program history...Holds The Gunnery's all-time goals record (60)...Named to the USHS 2019-20 First Team All-New England Team.

CAREER STATISTICS:

		REGULAR SEASON											PLAYOFFS					
SEASON	CLUB	LEAGUE	GP	G	A	PTS	PIM	PP	SH	GW	+/-	GP	G	A	PTS	PIM	+/-	
2016-17	Islanders AAA	USPHL 16U	28	14	20	34	16	-	-	-	-	1	0	0	0	0	-	
2017-18	Islanders AAA	USPHL 16U	25	33	20	53	29	-	-	-	-	3	4	2	6	4	-	
2018-19	The Gunnery	USHS-Prep	31	27	30	57	-	-	-	-	-	-	-	-	-	-	-	
	Yale Jr. Bulldogs	18U AAA	-	-	-	-	-	-	-	-	-	-	-	-	-	-	-	
	Dubuque Fighting Saints	USHL	2	0	0	0	0	-	-	-	-1	-	-	-	-	-	-	
2019-20	The Gunnery	USHS-Prep	32	33	36	69	-	-	-	-	-	-	-	-	-	-	-	
	Rochester Coalition	18U AAA	21	20	18	38	-	-	-	-	-	-	-	-	-	-	-	
	Rochester Selects	BEAST 18U	8	5	6	11	28	-	-	-	-	1	0	0	0	0	-	
2020-21	Merrimack	NCAA	12	4	6	10	2	2	0	0	-4	-	-	-	-	-	-	
2021-22	Merrimack	NCAA	33	10	13	23	10	5	0	3	-7	-	-	-	-	-	-	
2022-23	Merrimack	NCAA	38	14	27	41	16	2	2	4	+9	-	-	-	-	-	-	





OTTO KOIVULA • FORWARD



SHOOTS Left • **HEIGHT** 6'4" • **WEIGHT** 229lbs.

BIRTHDATE September 1, 1998 • **BIRTHPLACE** Nokia, FIN

PRONUNCIATION KOY-voo-luh, AH-toh

ACQUIRED:

Selected by the New York Islanders in the fourth round (120th overall) of the 2016 NHL Draft.

2022-23 SEASON:

Recorded two points (two assists) in eight games during his third season with the Islanders...Recorded 25 points (12 goals, 13 assists) in 46 games with Bridgeport during his fifth AHL campaign.




CAREER HIGHLIGHTS:

Has recorded 149 points (56 goals, 93 assists) in 227 career American Hockey League games across five seasons with Bridgeport, the Islanders' AHL affiliate...Has skated in 28 NHL games, all with the Islanders, tallying four assists...In 2021-22, Recorded two points in eight games with the Islanders...Recorded his first NHL assist on Nov. 24, 2021... Also recorded a career-high 47 points (12 goals, 35 assists) in 56 games with Bridgeport...Led Bridgeport in assists (35)...Finished the regular season second in points (47) among Bridgeport players...In the COVID-shortened 2020-21 AHL campaign, began the season with 11 points (3g, 8a) in 14 Liiga games for HIFK in Finland...Played 20 games with Bridgeport, finishing fourth on the team in assists (seven) and tied for fifth in points (nine)...In 2019-20, made his NHL debut on Nov. 16, 2019 at PHI...Scored his first career AHL hat trick on Jan. 12, 2020 against Laval...In 2018-19, Led Bridgeport rookies and was tied for seventh among AHL rookies with 46 points (21 goals, 25 assists) in 69 games... Made his professional debut on Oct. 6, 2018 at Lehigh Valley...Scored his first AHL goal on Nov. 4, 2018 against Wilkes-Barre/Scranton...Played two seasons with Ilves Tampere in Finland's top pro league from 2016-18...Named the Liiga Rookie of the Year in 2016-17 after leading all first-year players in points (30) and assists (20)...Represented Finland at the 2017 and 2018 U20 World Junior Championships...Represented Finland at the 2016 Hlinka Gretzky Cup.

CAREER STATISTICS:

REGULAR SEASON											PLAYOFFS						
SEASON	CLUB	LEAGUE	GP	G	A	PTS	PIM	PP	SH	GW	+/-	GP	G	A	PTS	PIM	+/-
2013-14	Ilves U18	Finland U18	5	4	2	6	0	-	-	-	-	5	0	1	1	0	-
2014-15	Ilves U18	Finland U18	21	22	32	54	10	-	-	-	-	3	1	0	1	2	-
	Ilves Jr.	Finland Jr	22	4	6	10	12	-	-	-	-	-	-	-	-	-	-
2015-16	Ilves	Finland	1	0	0	0	0	0	0	0	-	7	5	7	12	4	+7
	Ilves Jr.	Finland Jr.	49	26	32	58	18	-	-	-	-	-	-	-	-	-	-
	Finland	Hlinka	5	1	0	1	6	-	-	-	-1	-	-	-	-	-	-
2016-17	Ilves	Liiga	50	10	20	30	6	-	-	-	-6	10	2	3	5	2	-2
	Finland U20	WJC20	6	0	0	0	0	0	0	0	-2	-	-	-	-	-	-
	Finland U20	INT JR	13	1	2	3	4	0	0	0	-2	-	-	-	-	-	-
2017-18	Ilves	Liiga	53	9	18	27	24	3	0	3	-20	-	-	-	-	-	-
	Finland	WIC-U20	5	0	2	2	4	0	0	0	-3	-	-	-	-	-	-
2018-19	Bridgeport	AHL	69	21	25	46	28	4	0	3	+14	5	0	2	2	0	-1
2019-20	Bridgeport	AHL	36	9	13	22	29	4	0	2	-10	-	-	-	-	-	-
	NY ISLANDERS	NHL	12	0	0	0	2	0	0	0	E	-	-	-	-	-	-
2020-21	Bridgeport	AHL	20	2	7	9	16	0	0	1	-5	-	-	-	-	-	-
2021-22	Bridgeport	AHL	56	12	35	47	32	3	0	1	+1	3	0	1	1	6	E
	NY ISLANDERS	NHL	8	0	2	2	0	0	0	0	-2	-	-	-	-	-	-
2022-23	NY ISLANDERS	NHL	8	0	2	2	4	0	0	0	+1	-	-	-	-	-	-
	Bridgeport	AHL	46	12	13	25	37	5	0	2	E	-	-	-	-	-	-
NY ISLANDERS TOTALS			28	0	4	4	6	0	0	0	-1	-	-	-	-	-	-
NHL TOTALS			28	0	4	4	6	0	0	0	-1	-	-	-	-	-	-





DAYLAN KUEFLER · FORWARD

59

SHOOTS Left ▪ **HEIGHT** 6'2" ▪ **WEIGHT** 195lbs.

BIRTHDATE February 10, 2002 ▪ **BIRTHPLACE** Stettler, AB

PRONUNCIATION KEEF-ler, DAY-lan

ACQUIRED:

Selected by the Islanders in the sixth round (174th overall) of the 2022 NHL Draft.

2022-23 SEASON:

Recorded a career-high 61 points (31 goals, 30 assists) in his fourth season with the Kamloops Blazers of the Western Hockey League (WHL)...His 31 goals were tied for third-most amongst Kamloops skaters...His career-high plus 32 rating was fourth on the team...Recorded 17 multi-point games...Added seven points (three goals, four assists) in 13 playoff games as he helped Kamloops reach the Conference finals of the 2023 WHL Playoffs.

6th ROUND,
174th OVERALL (2022)

CAREER HIGHLIGHTS:


Recorded 144 points (77 goals, 67 assists) through 184 WHL games across four seasons with the Kamloops Blazers...In 2021-22, Recorded 59 points (38 goals, 21 assists) in 65 games...Finished second on the team in goals and third in points...Added 17 points (10 goals, seven assists) in 17 playoff games...Helped Kamloops reach the third round of the 2022 WHL Playoffs...Finished the 2020-21 season with a plus-10 rating, tied for second-best among Kamloops forwards...Before joining the WHL, spent two seasons with the Red Deer Chiefs of the Alberta Elite Hockey League...Recorded 67 points (30 goals, 37 assists) in 69 games with Red Deer...In 2018-19, his 36 points (18 goals, 18 assists) were tied for second-most among Red Deer players.

CAREER STATISTICS:

REGULAR SEASON

SEASON	CLUB	LEAGUE	GP	G	A	PTS	PIM	PP	SH	GW	+/-	PLAYOFFS					
												GP	G	A	PTS	PIM	+/-
2015-16	Camrose U15 AAA	AMBHL	32	10	12	22	24	-	-	-	-	5	1	4	5	10	-
2016-17	Phoenix Jr. Coyotes 14U AAA	TIEHL 14U	8	6	5	11	4	-	-	-	-	6	0	0	0	2	-
2017-18	Red Deer U18 AAA	AMHL	35	12	19	31	28	-	-	-	-	4	1	0	1	6	-
2018-19	Red Deer U18 AAA	AMHL	34	18	18	36	42	-	-	-	-	5	2	4	6	4	-
2019-20	Kamloops	WHL	47	4	9	13	31	0	0	0	+5	-	-	-	-	-	-
2020-21	Kamloops	WHL	18	4	7	11	21	0	1	1	+10	-	-	-	-	-	-
2021-22	Kamloops	WHL	65	38	21	59	97	12	0	8	+26	17	10	7	17	16	+8
2022-23	Kamloops	WHL	54	31	30	61	85	11	0	0	+32	13	3	4	7	21	E





KARSON KUHLMAN • FORWARD



SHOOTS Right • **HEIGHT** 5'10" • **WEIGHT** 184lbs.

BIRTHDATE September 26, 1995 • **BIRTHPLACE** Esko, MN

PRONUNCIATION COOL-muhn, CAHR-son

ACQUIRED:

Signed as a free agent with the New York Islanders on July 5, 2023.

2022-23 SEASON:

Totalled seven points (three goals, four assists) in 47 games with the Seattle Kraken and Winnipeg Jets during his fifth NHL season...Scored three points (one goal, two assists) in 14 games with Seattle and four points (two goals, two assists) in 33 games with Winnipeg...His three goals tied his career-high set in 2018-19...Recorded a career-best two game-winning goals, Oct. 21 at Colorado and Jan. 22 at Philadelphia.

CAREER HIGHLIGHTS:

Has scored 30 points (12 goals, 18 assists) in 147 career NHL games with Boston, Seattle and Winnipeg...In 2021-22, Recorded two points (one goal, one assist) in 19 games with the Boston Bruins and eight points (two goals, six assists) in 25 games with the Seattle Kraken...In 2020-21, Scored two goals in 20 games with the Bruins...Has recorded 39 points (19 goals, 20 assists) in 74 career American Hockey League games through four seasons with the Providence Bruins...Recorded AHL career-highs in 2018-19, when he tallied 30 points (12 goals, 18 assists) in 58 games...His 30 points led Providence rookies...Scored his first AHL goal on Nov. 16, 2018 against Laval...Played four seasons at the University of Minnesota Duluth, where he totaled 80 points (39 goals, 41 assists) in 166 games...Helped the Bulldogs capture the NCAA National Championship in his senior season...Served as team captain his senior year...Prior to joining the Bulldogs, played three seasons with the Dubuque Fighting Saints of the United States Hockey League (USHL)...Helped Dubuque win the 2013 Clark Cup.

CAREER STATISTICS:

SEASON	CLUB	LEAGUE	REGULAR SEASON									PLAYOFFS					
			GP	G	A	PTS	PIM	PP	SH	GW	+/-	GP	G	A	PTS	PIM	+/-
2011-12	Dubuque	USHL	5	0	4	4	0	-	-	-	+3	-	-	-	-	-	-
2012-13	Dubuque	USHL	16	1	8	9	0	-	-	-	+8	11	4	2	6	2	-
2013-14	Dubuque	USHL	56	25	19	44	12	-	-	-	+16	7	1	2	3	5	-
2014-15	Univ. of Minn. Duluth	NCAA	40	8	10	19	8	1	1	2	+1	-	-	-	-	-	-
2015-16	Univ. of Minn. Duluth	NCAA	40	12	8	20	10	2	0	2	+19	-	-	-	-	-	-
2016-17	Univ. of Minn. Duluth	NCAA	42	6	16	22	11	4	1	1	+18	-	-	-	-	-	-
2017-18	Univ. of Minn. Duluth	NCAA	44	13	7	20	18	2	2	2	+2	-	-	-	-	-	-
	Providence	AHL	2	0	1	1	2	0	0	0	E	1	0	1	1	0	+1
2018-19	Providence	AHL	58	12	18	30	8	0	3	0	+23	-	-	-	-	-	-
	BOSTON	NHL	11	3	2	5	2	0	0	1	+5	8	1	2	3	0	+1
2019-20	BOSTON	NHL	25	1	5	6	13	1	0	0	+3	5	0	0	0	0	-2
	Providence	AHL	9	4	1	5	0	0	2	0	+4	-	-	-	-	-	-
2020-21	BOSTON	NHL	20	2	0	2	0	0	0	0	-6	3	0	1	1	2	-2
	Providence	AHL	5	3	0	3	2	0	1	1	+6	-	-	-	-	-	-
2021-22	BOSTON	NHL	19	1	1	2	0	0	0	0	E	-	-	-	-	-	-
	SEATTLE	NHL	25	2	6	8	6	0	0	0	-2	-	-	-	-	-	-
2022-23	SEATTLE	NHL	14	1	2	3	0	0	0	0	+3	-	-	-	-	-	-
	WINNIPEG	NHL	33	2	2	4	8	0	0	0	-7	1	0	0	0	2	E
	NHL TOTALS		147	12	18	30	29	1	0	0	-4	17	1	3	4	4	-3





PAUL LADUE • DEFENSEMAN

34

SHOOTS Right • **HEIGHT** 6'3" • **WEIGHT** 205lbs.

BIRTHDATE September 6, 1992 • **BIRTHPLACE** Grand Forks, ND

PRONUNCIATION luh-DOO, PAWL

ACQUIRED:

Signed as a free agent on September 16, 2021.

2022-23 SEASON:

Recorded eight assists in 49 games in his seventh professional season and his second with the Bridgeport Islanders of the American Hockey League...His 33 PIM were a career-high and second-most amongst Bridgeport defensemen (Helgeson).

6th ROUND,
181st OVERALL (2012)

CAREER HIGHLIGHTS:

Has scored 18 points (five goals, 13 assists) in 70 career NHL games, split between the Los Angeles Kings and New York Islanders...Has 91 points (30 goals, 61 assists) in 249 games through six seasons in the American Hockey League, split between the Bridgeport Islanders, Hershey Bears and Ontario Reign...In 2021-22, skated in one game for the Islanders...Recorded 12 points (four goals, eight assists) through 60 games with Bridgeport...Played his 200th career AHL game on Apr. 23 vs. Hartford...In 2019-20, Recorded AHL career-highs in all three scoring categories (nine goals, 18 assists)...Also recorded career-bests in penalty minutes (30) and power play goals (5)...Made his NHL debut with the Los Angeles Kings on Feb. 7, 2017 at Tampa Bay...Recorded his first NHL point (assist) in his second career game on Feb. 9, 2017 at Florida...Totaled 62 points (16 goals, 46 assists) through 123 games in three seasons at the University of North Dakota...Recorded 19 points (five goals, 14 assists) through 41 games to help lead the University of North Dakota to a National Championship in 2015-16...Recorded 21 points (six goals, 15 assists) in his 2013-14 rookie season at the University of North Dakota and was named to the NCHC 2014 All-Rookie Team...Played two seasons (2011-13) with the Lincoln Stars of the United States Hockey League (USHL)...Named to the 2013 USHL First All-Star Team after recording 49 points (12 goals, 37 assists) through 62 games.

CAREER STATISTICS:

SEASON	CLUB	LEAGUE	REGULAR SEASON										PLAYOFFS				
			GP	G	A	PTS	PIM	PP	SH	GW	+/-	GP	G	A	PTS	PIM	+/-
2011-12	Lincoln Stars	USHL	56	9	25	34	27	2	1	3	+36	8	1	2	3	2	+2
2012-13	Lincoln Stars	USHL	62	12	37	49	20	5	0	1	+27	5	1	1	2	0	0
2013-14	Univ. of North Dakota	NCAA	41	6	15	21	23	3	0	0	-	-	-	-	-	-	-
2014-15	Univ. of North Dakota	NCAA	41	5	17	22	31	2	0	0	-	-	-	-	-	-	-
2015-16	Univ. of North Dakota	NCAA	41	5	14	19	14	2	0	0	+31	-	-	-	-	-	-
	Ontario	AHL	-	-	-	-	-	-	-	-	-	3	0	0	0	2	-1
2016-17	LOS ANGELES	NHL	22	0	8	8	4	0	0	0	-5	-	-	-	-	-	-
	Ontario	AHL	38	6	12	18	28	4	0	1	-1	3	1	0	1	6	-1
2017-18	LOS ANGELES	NHL	12	3	1	4	6	1	0	2	+5	-	-	-	-	-	-
	Ontario	AHL	36	8	10	18	22	4	0	0	+8	4	0	0	0	6	-1
2018-19	LOS ANGELES	NHL	33	2	3	5	12	0	0	1	0	-	-	-	-	-	-
2019-20	LOS ANGELES	NHL	2	0	1	1	0	0	0	0	0	-	-	-	-	-	-
	Ontario	AHL	48	9	18	27	30	5	0	1	+11	-	-	-	-	-	-
2020-21	Hershey	AHL	18	3	5	8	18	1	0	0	+11	-	-	-	-	-	-
2021-22	Bridgeport	AHL	60	4	8	12	26	0	0	0	+6	6	0	1	1	6	+6
	NY ISLANDERS	NHL	1	0	0	0	0	0	0	0	-2	-	-	-	-	-	-
2022-23	Bridgeport	AHL	49	0	8	8	33	0	0	0	-7	-	-	-	-	-	-
	NY ISLANDERS TOTALS		1	0	0	0	0	0	0	0	-2	-	-	-	-	-	-
	NHL TOTALS		70	5	13	18	22	1	0	3	-2	2	1	0	1	0	0





TRISTAN LENNOX · GOALTENDER



CATCHES Left • **HEIGHT** 6'3" • **WEIGHT** 195lbs.

BIRTHDATE October 21, 2002 • **BIRTHPLACE** Cambridge, ON

PRONUNCIATION LEHN-ox, TRIS-tuhn

ACQUIRED:

Selected by the Islanders in the third round (93rd overall) in the 2021 NHL Draft.

2022-23 SEASON:

Recorded a 25-15-2 record in 45 games during his fourth season with the Saginaw Spirit of the Ontario Hockey League...His 25 wins were a career-high...His three shutouts were tied for fourth-most by an OHL netminder...Named OHL goaltender of the week on Feb. 21...Helped Saginaw reach the Western Conference semifinals of the 2023 OHL Playoffs...Recorded a 26-save shutout on Nov. 6 at Oshawa...Turned aside all 21 shots faced in a shutout on Jan. 6 vs. Kitchener...Recorded a season-high 59-save shutout on Mar. 2 at Peterborough.



**3rd ROUND,
93rd OVERALL (2021)**


CAREER HIGHLIGHTS:

Recorded a 59-45-5 record, .887 save percentage and 3.26 goals against average through 121 games across four seasons with the Saginaw Spirit of the Ontario Hockey League...In 2021-22, Posted an .888 save percentage, 3.20 goals against average and a 7-20-0 record in 28 games...Did not play during the 2020-21 season, as it was cancelled due to COVID-19...In 2019-20, Lennox posted a career-high .876 save percentage, 3.63 goals against average and 20-8-3 record in 33 games played.

CAREER STATISTICS:

SEASON	CLUB	LEAGUE	REGULAR SEASON										PLAYOFFS					
			GP	MIN	GA	SO	GAA	REC	SA	SV	SV%	GP	MIN	GA	SO	GAA	REC	
2018-19	Saginaw Spirit	OHL	15	732	34	1	2.79	7-2-1	365	331	.907	7	328	3.11	0	3.11	2-4-0	
	Brantford 99ers	OJHL	11	642	40	0	3.74	4-7-0	486	446	.918	-	-	-	-	-	-	
	Canada	WHC-17	3	190	8	0	2.54	2-0-0	94	86	.915	-	-	-	-	-	-	
2019-20	Saginaw	OHL	33	1884	114	0	3.63	20-8-3	921	807	.876	-	-	-	-	-	-	
	Canada U18	Hlinka Gretzky	3	190	3	1	0.95	3-0-0	58	61	.951	-	-	-	-	-	-	
2018-19	Saginaw	OHL	15	732	34	1	2.79	7-2-1	365	331	.907	7	328	3.11	0	3.11	2-4-0	
	Brantford	OJHL	11	642	40	0	3.74	4-7-0	486	446	.918	-	-	-	-	-	-	
	Canada	WHC-17	3	190	8	0	2.54	2-0-0	94	86	.915	-	-	-	-	-	-	
2019-20	Saginaw	OHL	33	1884	114	0	3.63	20-8-3	921	807	.876	-	-	-	-	-	-	
	Canada U18	Hlinka Gretzky	3	190	3	1	0.95	3-0-0	58	61	.951	-	-	-	-	-	-	
2020-21	Saginaw (season postponed)	OHL	-	-	-	-	-	-	-	-	-	-	-	-	-	-	-	
2021-22	Saginaw	OHL	28	1554	83	0	3.20	7-20-0	739	656	.888	-	-	-	-	-	-	
2022-23	Saginaw	OHL	45	2592	136	3	3.15	25-15-2	1209	1073	.888	11	681	30	0	2.64	4-4-3	





EETU LIUKAS • FORWARD



SHOOTS Left • **HEIGHT** 6'3" • **WEIGHT** 205lbs.

BIRTHDATE September 25, 2002 • **BIRTHPLACE** Turku, FIN

PRONUNCIATION LEE-oo-kuhs, AY-too

ACQUIRED:

Selected by the Islanders in the fifth round (157th overall) of the 2021 NHL Draft.

2022-23 SEASON:

Recorded 23 points (14 goals, nine assists) in 58 games with HPK of Liiga, Finland's top league...His 14 goals were third-most amongst HPK skaters, and his 23 points were sixth...Led HPK with a career-high 104 penalty minutes.




CAREER HIGHLIGHTS:

Recorded 38 points (23 goals, 15 assists) in 128 career games split between TPS and HPK in Finland's top league (Liiga)...In 2021-22, tallied 12 points (eight goals, four assists) in 48 games with TPS's Liiga team...Skated in 13 games with TPS's U20 SM-sarja team, tallying 20 points (10 goals, 10 assists)...In 2020-21, recorded three points (one goal, two assists) in 19 games in his second season with TPS...Earned a silver medal with TPS's junior club (SM-liiga)...In 2019-20, recorded 26 points (12 goals, 14 assists) through 47 games with TPS U20...Ranked in the top 10 among TPS skaters in points (8th), assists (9th), goals (t-4th) and plus-minus rating (plus-10, t-4th)...Named to the 2017-18 U16 SM-sarja All-Star team after recording 27 points (14g, 13a) through 18 games with TPS's U16 team...Won the U16 SM-sarja bronze medal with TPS in 2017-18.

CAREER STATISTICS:

SEASON	CLUB	LEAGUE	REGULAR SEASON									PLAYOFFS					
			GP	G	A	PTS	PIM	PP	SH	GW	+/-	GP	G	A	PTS	PIM	+/-
2016-17	TPS U16	U16 SM-sarja Q	1	0	0	0	2	-	-	-	-	-	-	-	-	-	-
	TPS U16	U16 SM-sarja	2	0	0	0	0	-	-	-	-	-	-	-	-	-	
	TPS U16 Akatemia	U16 Mestis	2	1	0	1	2	-	-	-	-	-	-	-	-	-	
2017-18	TPS U16 "A"	U16 SM-sarja Q	14	13	14	27	10	-	-	-	-	-	-	-	-	-	
	TPS U16 "A"	U16 SM-sarja	18	14	13	27	14	-	-	-	-	4	6	5	11	12	
	TPS U18	U18 SM-sarja	2	0	0	0	0	-	-	-	-	-	-	-	-	-	
2018-19	TPS U18	U18 SM-sarja	33	12	21	33	83	-	-	-	-	3	1	3	4	0	
	TPS U20	U20 SM-liiga	2	0	0	0	2	-	-	-	-2	-	-	-	-	-	
2019-20	TPS U20	U20 SM-liiga	47	12	14	26	47	-	-	-	+10	4	1	0	1	6	
	TPS	Liiga	3	0	0	0	0	-	-	-	-2	-	-	-	-	-	
	Finland U18	International Jr.	17	6	4	10	20	-	-	-	-	-	-	-	-	-	
2020-21	TPS U20	U20 SM-sarja	5	2	2	4	18	-	-	-	+1	2	0	1	1	0	
	TPS	Liiga	19	1	2	3	20	-	-	-	+3	-	-	-	-	-	
2021-22	TPS U20	U20 SM-sarja	13	10	10	20	14	-	-	-	+5	-	-	-	-	-	
	TPS	Liiga	48	8	4	12	24	-	-	-	E	17	4	0	4	4	
	Finland U20	WJC-20	6	0	2	2	2	0	0	0	+3	-	-	-	-	-	
2022-23	HPK	Liiga	58	14	9	23	104	-	-	-	-3	-	-	-	-	-	





ALEXANDER LJUNGKRANTZ • FORWARD

SHOOTS Left • **HEIGHT** 6'1" • **WEIGHT** 185lbs.

BIRTHDATE February 27, 2002 • **BIRTHPLACE** Gavle, SWE

PRONUNCIATION lund-KRANTZ, AL-ehks-an-duhr

ACQUIRED:

Selected by the Islanders in the third round (90th overall) of the 2020 National Hockey League Draft.

2022-23 SEASON:

Recorded 11 points (six goals, five assists) in 52 games with Brynas in Sweden's SHL, his third season in the SHL and sixth with Brynas IF...Set SHL career-highs in all three scoring categories and games played.

CAREER HIGHLIGHTS:

In 2021-22, recorded ten points (five goals, five assists) in 34 games with HC Vita Hasten, during his first season in Allsvenskan in Sweden... Recorded nine points (two goals, seven assists) in 16 games for Brynas IF in J20 Nationell...Led Brynas U-20 in points (15) and goals (8) through 16 games in 2020-21...His plus-16 rating led Brynas U-20 forwards and was third on the team in 2019-20...Recorded 22 points (12 goals, 10 assists) in 31 games through three seasons in Allsvenskan's U18 league in Sweden...Ranked fourth on Brynas' U-18 team with 19 points (10 goals, nine assists) in 2018-19...Represented Sweden at the 2019 Hlinka Gretzky Cup, helping the team earn a bronze medal.

NY 3rd ROUND,
90th OVERALL (2020)

CAREER STATISTICS:

REGULAR SEASON			PLAYOFFS														
SEASON	CLUB	LEAGUE	GP	G	A	PTS	PIM	PP	SH	GW	+/-	GP	G	A	PTS	PIM	+/-
2015-16	Skutskars	U16 Div. 1	17	6	3	9	2	-	-	-	-	-	-	-	-	-	-
2016-17	Skutskars	U16 Div. 1	22	31	17	48	12	-	-	-	-	1	1	0	1	0	-
2017-18	Brynas IF	U16 Elit	25	39	25	64	18	-	-	-	-	-	-	-	-	-	-
	Brynas IF	U16 SM	6	4	2	6	8	-	-	-	-	-	-	-	-	-	-
	Brynas IF	J18 Elit	4	0	0	0	2	-	-	-	-	-	-	-	-	-	-
	Brynas IF	J18 Allsvenskan	10	5	3	8	0	-	-	-	-2	2	1	0	1	0	+1
	Sweden U16	International-Jr	3	0	1	1	2	-	-	-	-1	-	-	-	-	-	-
2018-19	Brynas IF	J18 Elit	20	10	9	19	8	-	-	-	-	-	-	-	-	-	-
	Brynas IF	J18 Allsvenskan	17	4	6	10	10	-	-	-	-1	5	2	1	3	4	-3
	Sweden U17	International-Jr	7	2	1	3	0	-	-	-	-	-	-	-	-	-	-
2019-20	Brynas IF	J20 SuperElit	42	15	12	27	12	-	-	-	+16	-	-	-	-	-	-
	Brynas IF	J18 Elit	4	3	4	7	2	-	-	-	-	-	-	-	-	-	-
	Brynas IF	J18 Allsvenskan	4	3	1	4	0	-	-	-	0	-	-	-	-	-	-
	Brynas IF	SHL	3	1	0	1	0	-	-	-	+1	-	-	-	-	-	-
2020-21	Brynas IF J20	J20 Nationell	16	8	7	15	12	-	-	-	+7	-	-	-	-	-	-
	Brynas IF	SHL	16	0	1	1	2	-	-	-	-1	-	-	-	-	-	-
	Stromsboro IF	HockeyEttan	14	8	4	12	0	-	-	-	+3	-	-	-	-	-	-
2021-22	Brynas IF J20	J20 Nationell	16	2	7	9	2	-	-	-	-4	-	-	-	-	-	-
	Brynas IF	SHL	5	0	0	0	0	0	0	0	-2	-	-	-	-	-	-
	HC Vita Hasten	Allsvenskan	34	5	5	10	2	-	-	-	-10	-	-	-	-	-	-
	Sweden U20	International- Jr	8	1	1	2	0	-	-	-	+2	-	-	-	-	-	-
2022-23	Brynas IF	52	52	6	5	11	4	-	-	-	-7	-	-	-	-	-	-





TOMAS MACHU · DEFENSEMAN

SHOOTS Right · **HEIGHT** 6'4" · **WEIGHT** 189lbs.

BIRTHDATE March 2, 2003 · **BIRTHPLACE** Ostrava, CZE

PRONUNCIATION MAH-choo, toh-MAHS

ACQUIRED:

Selected by the Islanders in the seventh round (221st overall) of the 2021 National Hockey League Draft.

2022-23 SEASON:

Recorded 14 points (four goals, ten assists) in 57 games during his second season with the Youngstown Phantoms of the United States Hockey League (USHL)...His four goals were second-most amongst Youngstown defensemen, and his 10 assists were sixth...Recorded two multi-point games...Helped Youngstown win the 2023 Clark Cup Championship.

CAREER HIGHLIGHTS:

In 2021-22, Recorded 10 points (four goals, six assists) in 13 games with HC Vitkovice in Czech's U20 league...Joined the Youngstown Phantoms of the USHL and tallied six assists in 34 games...In 2020-21, Recorded two goals through 17 games between HC Prerov and Draci Sumperk of the Czech Republic's Czech2 league...Recorded nine points (one goal, eight assists) through 30 games with HC Vitkovice's under-20 team in the 2019-20 DHL Cup...Recorded nine points (one goal, eight assists) through 10 games in 2019-20 with HC Vitkovice's under-17 team in Czech's U17 league... Played in six games and recorded 22 penalty minutes to help his country to a bronze medal at the 2019 World Under-17 Hockey Challenge...His point and assist totals ranked fourth among all HC Vitkovice defensemen...Recorded a career-high plus-48 rating in 2018-19 with HC Vitkovice's under-16 team.

 **7th ROUND,**
221st OVERALL (2021)

CAREER STATISTICS:

SEASON	CLUB	LEAGUE	REGULAR SEASON									PLAYOFFS					
			GP	G	A	PTS	PIM	PP	SH	GW	+/-	GP	G	A	PTS	PIM	+/-
2016-17	HC Poruba U16	Czech U16	36	0	4	4	10	-	-	-	-3	-	-	-	-	-	-
2017-18	HC Poruba U16	Czech U16	34	3	9	12	75	-	-	-	-21	-	-	-	-	-	
	HC Poruba B U16	Czech U16 2	2	2	0	2	0	-	-	-	-	-	-	-	-		
2018-19	HC Vitkovice U16	Czech U16	37	4	27	31	59	-	-	-	+48	6	0	6	6	0	-1
	HC Vitkovice U19	Czech U19	0	0	0	0	0	-	-	-	-	1	0	0	0	0	0
2019-20	HC Vitkovice U17	Czech U17	10	1	8	9	24	-	-	-	+2	-	-	-	-	-	-
	HC Vitkovice U20	DHL Cup	30	1	8	9	14	-	-	-	-8	-	-	-	-	-	-
	Czech Republic	WHC-17	6	0	0	0	22	-	-	-	-	-	-	-	-	-	-
	HC Vitkovice U20	DHL SuperCup	8	0	2	2	0	-	-	-	-1	-	-	-	-	-	-
2020-21	HC Vitkovice U20	Czech U20	5	0	7	7	10	-	-	-	+10	-	-	-	-	-	-
	HC Vitkovice	Czech	1	0	0	0	0	-	-	-	0	-	-	-	-	-	-
	HC Prerov	Czech2	4	0	0	0	2	-	-	-	-2	-	-	-	-	-	-
	Draci Sumperk	Czech2	13	2	0	2	4	-	-	-	-3	-	-	-	-	-	-
2021-22	HC Vitkovice U20	Czechia U20	13	4	6	10	10	-	-	-	+2	-	-	-	-	-	-
	HC Vitkovice	Czechia	10	0	0	0	2	-	-	-	-5	-	-	-	-	-	-
	Draci Sumperk	Czechia2	5	0	5	5	2	-	-	-	+1	-	-	-	-	-	-
	HC Dukla Jihlava	Czechia2	1	0	0	0	0	-	-	-	+1	-	-	-	-	-	-
2022-23	Youngstown	USHL	57	4	10	14	39	0	0	0	+11	8	0	2	2	6	+5
	Czechia U20	International	3	0	0	0	+2	0	0	0	-	-	-	-	-	-	-





KYLE MACLEAN • FORWARD



SHOOTS Left • **HEIGHT** 6'1" • **WEIGHT** 190lbs.

BIRTHDATE April 29, 1999 • **BIRTHPLACE** Basking Ridge, NJ

PRONUNCIATION MUH-klayn, KY-uhl

ACQUIRED:

Agreed to terms on a one-year, two-way contract with the New York Islanders on May 19, 2023.

2022-23 SEASON:

Recorded 27 points (11 goals, 16 assists) in 67 games with Bridgeport in his third season with the Islanders' American Hockey League (AHL) affiliate...Set career-highs in all three scoring categories...Recorded four multi-point games...Skated in his 100th career AHL game on Nov. 6 vs. Providence.


CAREER HIGHLIGHTS:

Has recorded 59 points (23 goals, 36 assists) in 157 career American Hockey League games through three seasons with Bridgeport...In 2021-22, Tallied 24 points (ten goals, 14 assists) in 68 games with Bridgeport...Scored a goal and an assist in six games in the 2022 Calder Cup Playoffs...In 2020-21, Recorded eight points (two goals, six assists) in 22 games with Bridgeport...Made his AHL debut on Feb. 5, 2021 at Providence...Scored his first career AHL goal on Feb. 13, 2021 vs. Providence...Prior to his pro career, spent five seasons with the Oshawa Generals of the Ontario Hockey League (OHL)...Totaled 156 points (51 goals, 156 assists) in 278 career OHL games...Served as team captain of the Generals in the 2018-19 and 2019-20 campaigns.

CAREER STATISTICS:

SEASON	CLUB	LEAGUE	REGULAR SEASON										PLAYOFFS					
			GP	G	A	PTS	PIM	PP	SH	GW	+/-	GP	G	A	PTS	PIM	+/-	
2014-15	New Jersey Rockets 16U	TIEHL 16U	26	14	9	23	32	-	-	-	-	-	4	4	3	7	4	-
	New Jersey Rockets 18U	ECEL 18U	12	2	2	4	21	-	-	-	-	-	-	-	-	-	-	-
	New Jersey Rockets 19U	Independent	25	3	5	8	8	-	-	-	-2	-	-	-	-	-	-	
2015-16	Oshawa	OHL	47	4	5	9	30	0	0	1	-3	5	0	0	0	4	-3	
2016-17	Oshawa	OHL	68	6	7	13	47	0	1	0	+1	11	2	0	2	8	+2	
2017-18	Oshawa	OHL	44	10	18	28	46	0	2	1	+12	5	3	0	3	0	-5	
2018-19	Oshawa	OHL	68	18	42	60	42	7	3	0	+10	15	5	8	13	12	+8	
2019-20	Oshawa	OHL	51	13	33	46	64	4	1	4	-1	-	-	-	-	-	-	
2020-21	Bridgeport	AHL	22	2	6	8	18	0	1	0	+2	-	-	-	-	-	-	
2021-22	Bridgeport	AHL	68	10	14	24	61	0	1	3	+3	6	1	1	2	7	E	
2022-23	Bridgeport	AHL	67	11	16	27	81	0	1	1	E	-	-	-	-	-	-	





MATTHEW MAGGIO • FORWARD

48

SHOOTS Right • **HEIGHT** 5'11" • **WEIGHT** 187lbs.

BIRTHDATE November 25, 2002 • **BIRTHPLACE** Tecumseh, ON

PRONUNCIATION MA-jee-oh, MA-thew

ACQUIRED:

Selected by the Islanders in the fifth round (142nd overall) of the 2022 NHL Draft.

2022-23 SEASON:

Recorded an OHL career-high 111 points (54 goals, 57 assists) in 66 games in his third season with the Windsor Spitfires of the Ontario Hockey League (OHL)...Led all OHL players in points (111) and goals (54)...His 57 assists were sixth-most amongst OHL players...Led Windsor and was second in the league with a career-high plus 41 rating...Finished the season with a 1.68 point-per-game average, second amongst Windsor players and tied for third in the league...Recorded a career-high five-goal game on Dec. 15 vs. Erie...Became the second Windsor player in history to win the Leo Lalonde Memorial Trophy, presented the the OHL's Overage Player of the Year...Added two points (one goal, one assist) in four OHL playoff games...Skated in three games with Bridgeport, the Islanders' American Hockey League affiliate, tallying two assists.

 **5th ROUND,**
142nd OVERALL (2022)

CAREER HIGHLIGHTS:

Totaled 217 points (99 goals, 118 assists) in 212 games through four seasons in the OHL, split between Windsor and the Ottawa 67's...In 2021-22, recorded 85 points (38 goals, 47 assists) in 66 games with Windsor...Finished the season second on the Spitfires in points and third in goals and assists...Added 17 points (seven goals, 10 assists) in 25 playoff games to help Windsor reach the 2022 OHL Championship Series...In 2020-21, recorded 11 points (three goals, eight assists) in 19 games with SK Lejon of HockeyEttan in Sweden, on loan from the OHL due to the league's postponement of the 2020-21 season...His eight assists were tied for fifth-most on the team...In 2019-20, tallied 14 points (three goals, 11 assists) in 45 games with Windsor...Tallied seven points (four goals, three assists) in 35 games with the Ottawa 67's in his rookie OHL season in 2018-19....Represented Canada at the World Under-17 Hockey Challenge in New Brunswick, recording a goal and three assists in six games.

CAREER STATISTICS:

REGULAR SEASON											PLAYOFFS						
SEASON	CLUB	LEAGUE	GP	G	A	PTS	PIM	PP	SH	GW	+/-	GP	G	A	PTS	PIM	+/-
2017-18	Sun County U16 AAA	ALLIANCE U16	33	20	24	44	36	-	-	-	-	10	13	5	18	10	-
	LaSalle	GOJHL	5	1	1	2	12	-	-	-	-	-	-	-	-	-	-
2018-19	Ottawa	OHL	35	4	3	7	8	0	0	0	+1	-	-	-	-	-	-
	Kanata	CCHL	17	7	4	11	8	2	0	-	-	5	0	1	1	4	-
2019-20	Windsor	OHL	45	3	11	14	8	0	0	0	+2	-	-	-	-	-	-
2020-21	SK Lejon	HockeyEttan	19	3	8	11	20	-	-	-	-5	-	-	-	-	-	-
2021-22	Windsor	OHL	66	38	47	85	22	10	0	8	+28	25	7	10	17	12	-4
2022-23	Windsor	OHL	66	54	57	111	32	4	3	5	+41	4	1	1	2	7	-9
	Bridgeport	AHL	3	0	2	2	2	0	0	0	+2	-	-	-	-	-	-





ALEKSI MALINEN • DEFENSEMAN

SHOOTS Left • **HEIGHT** 6'0" • **WEIGHT** 176lbs.

BIRTHDATE May 26, 2003 • **BIRTHPLACE** Tuusula, FIN

PRONUNCIATION MAH-linn-ehn, UH-leck-see

ACQUIRED:

Selected by the New York Islanders in the sixth round (189th overall) of the 2021 NHL Draft.

2022-23 SEASON:

Recorded seven assists in 42 games with JYP's top team in Finland's Liiga during his third season with the club...Recorded three points (one goal, two assists) in five games with JYP's under-20 team (SM-sarja)...Tallied a goal and an assist in three games while on loan to KeuPa HT in Finland's Mestis league...Represented Finland at the 2023 World Junior Championship...Recorded one assist in five games.



**6th ROUND,
189th OVERALL (2021)**

CAREER HIGHLIGHTS:

Has 10 points (two goals, eight assists) in 78 career Liiga games across three seasons with JYP...Recorded 30 career points (one goal, nine assists) in 87 games through four seasons with JYP's under-20 team (SM-sarja)...Recorded 16 points (two goals, 14 assists) in 44 career games through two seasons with JYP's under-18 team (SM-sarja)...In 2021-22, led Under-20 JYP defensemen in points (17) and assists (14) and was second in goals (three)...Named to the 2017-18 U16 Pohjola Camp Roster for JYP...Represented Finland at the 2019 Under-17 World Hockey Challenge and 2021 Under-18 World Championship, where he recorded one goal through seven games.

CAREER STATISTICS:

SEASON	CLUB	LEAGUE	REGULAR SEASON									PLAYOFFS						
			GP	G	A	PTS	PIM	PP	SH	GW	+/-	GP	G	A	PTS	PIM	+/-	
2017-18	JYP U16	U16 SM-sarja Q	21	4	5	9	4	-	-	-	-	-	-	-	-	-	-	-
	JYP U16	U16 SM-sarja	13	3	3	6	4	-	-	-	-	3	2	1	3	2	-	
2018-19	JYP U16	U16 SM-sarja	1	0	2	2	2	-	-	-	-	5	3	4	7	0	-	
	JYP U18	U18 SM-sarja	41	2	12	14	12	-	-	-	-	-	-	-	-	-		
2019-20	JYP U18	U18 SM-sarja	3	0	2	2	0	-	-	-	-	-	-	-	-	-		
	JYP U20	U20 SM-liiga	49	1	9	10	6	-	-	-	-20	-	-	-	-	-		
	Finland U17	WHC-17	5	0	0	0	0	-	-	-	-	-	-	-	-	-		
2020-21	JYP U20	U20 SM-sarja	0	0	0	0	0	-	-	-	-	3	0	1	1	0	-2	
	JYP	Liiga	30	2	1	3	10	-	-	-	-12	-	-	-	-	-		
2021-22	JYP U20	U20 SM-sarja	33	3	14	17	20	-	-	-	-1	-	-	-	-	-		
	JYP	Liiga	6	0	0	0	0	-	-	-	-6	-	-	-	-	-		
	KeuPa HT	Mestis	2	0	0	0	0	-	-	-	+2	-	-	-	-	-		
	Finland U20	International	5	1	0	1	2	-	-	-	0	-	-	-	-	-		
2022-23	JYP U20	U20 SM-sarja	5	1	2	3	2	-	-	-	+2	-	-	-	-	-		
	JYP	Liiga	42	0	7	7	2	-	-	-	-11	-	-	-	-	-		
	KeuPa HT	Mestis	3	1	1	2	4	-	-	-	+3	-	-	-	-	-		
	Finland U20	International	13	2	1	3	2	-	-	-	+8	-	-	-	-	-		





TRAVIS MITCHELL • DEFENSEMAN



SHOOTS Left • **HEIGHT** 6'4" • **WEIGHT** 206lbs.

BIRTHDATE November 25, 1999 • **BIRTHPLACE** South Lyon, Mich.

PRONUNCIATION MITCH-uhl, TRAV-iss

ACQUIRED:

Signed as a free agent on March 31, 2023.

2022-23 SEASON:

Recorded 19 points (six goals, 13 assists) in 34 games in his fourth season at Cornell University...Set collegiate career-highs in goals (six) and points (19)...Served as team captain...Finished the season second amongst Cornell defensemen in all three scoring categories... Helped Cornell reach the 2023 NCAA Tournament Regionals...Appeared in six games with Bridgeport, the Islanders' American Hockey League affiliate.


CAREER HIGHLIGHTS:

Recorded 47 points (11 goals, 36 assists) in 95 games through three seasons with Cornell University...In 2021-22, tallied 16 points (three goals, 13 assists) in 32 games...His 16 points were second amongst Big Red defensemen...His sophomore season (2020-21) was canceled due to the Covid-19 pandemic...In 2019-20, recorded 12 points (two goals, 10 assists) in 29 games in his freshman season at Cornell...Was named a finalist for ECAC Hockey Rookie of the Year...Led Cornell with a +20 rating...Spent three seasons in the USHL with the Muskegon Lumberjacks (2016-18) and Omaha Lancers (2018-19)...Helped the United States win gold at the 2019 World Junior A Challenge.

CAREER STATISTICS:

SEASON	CLUB	LEAGUE	REGULAR SEASON										PLAYOFFS				
			GP	G	A	PTS	PIM	PP	SH	GW	+/-	GP	G	A	PTS	PIM	+/-
2016-17	Muskegon	USHL	38	2	4	6	33	-	-	-	-1	4	0	0	0	0	-2
2017-18	Muskegon	USHL	3	0	0	0	0	-	-	-	E	-	-	-	-	-	-
	Omaha	USHL	53	4	10	14	84	-	-	-	+17	4	0	0	0	2	-1
2018-19	Omaha	USHL	58	3	26	29	53	-	-	-	-14	-	-	-	-	-	-
2019-20	Cornell	NCAA	29	2	10	12	29	0	0	0	20	-	-	-	-	-	-
2020-21	Cornell	NCAA	0	0	0	0	0	-	-	-	-	-	-	-	-	-	-
2021-22	Cornell	NCAA	32	3	13	16	40	1	0	0	+14	-	-	-	-	-	-
2022-23	Cornell	NCAA	34	6	13	19	20	0	0	1	+17	-	-	-	-	-	-
	Bridgeport	AHL	6	0	0	0	7	-	-	-	-4	-	-	-	-	-	-





REECE NEWKIRK • FORWARD

39

SHOOTS Left • **HEIGHT** 5'11" • **WEIGHT** 180lbs.

BIRTHDATE February 20, 2001 • **BIRTHPLACE** Moose Jaw, SK

PRONUNCIATION N00-kurk, REES

ACQUIRED:

Selected by the Islanders in the fifth round (147th overall) of the 2019 National Hockey League Draft.

2022-23 SEASON:

Recorded five points (one goal, four assists) in 16 games in his second professional season with Bridgeport, the Islanders' American Hockey League affiliate...Skated in 50 games with the Worcester Railers of the ECHL, where he recorded 36 points (18 goals, 18 assists)...Finished the season third amongst Worcester skaters in goals, and fifth in points.

5th ROUND,
147th OVERALL (2019)

CAREER HIGHLIGHTS:

In 2021-22, Tallied two assists in 13 games with the Bridgeport Islanders as a rookie...Made his AHL debut on Oct. 15, 2021 at Hartford...Recorded his first AHL point on Nov. 12, 2021 at Laval...Scored 28 points (11 goals, 17 assists) in 26 games with the Worcester Railers, the Islanders' ECHL affiliate...Recorded 162 points (69 goals, 93 assists) in 205 games through four seasons in the Western Hockey League (WHL) with the Portland Winterhawks...In 2020-21, recorded 27 points (nine goals, 18 assists) through 24 games in his fourth season with Portland...Was named Assistant Captain...Ranked second on the Winterhawks in assists and tied for third in points...Loaned to the Melville Millionaires of the SJHL where he recorded 12 points (four goals, eight assists) through six games during the COVID-shortened 2020-21 campaign...In 2019-20, Ranked second on Portland in goals (29) and game-winning goals (5)...Led the Winterhawks with 15 power-play goals and tied for third in the league...Led the Winterhawks with 88 penalty minutes and tied for second on the team with five game-winning goals in 2018-19.

CAREER STATISTICS:

REGULAR SEASON												PLAYOFFS					
SEASON	CLUB	LEAGUE	GP	G	A	PTS	PIM	PP	SH	GW	+/-	GP	G	A	PTS	PIM	+/-
2015-16	Norte Dame BTM	SSMHL	37	18	35	53	48	-	-	-	-	6	5	3	8	4	-
	Norte Dame MGT	SMHL	1	0	0	0	0	0	0	0	-	-	-	-	-	-	-
2016-17	Moose Jaw	SMHL	44	17	23	40	37	-	-	-	-	4	3	0	3	4	-
2017-18	Portland	WHL	58	8	3	11	31	0	0	0	-1	12	0	1	1	4	-5
2018-19	Portland	WHL	68	23	36	59	88	4	2	5	+12	5	0	2	2	4	-3
2019-20	Portland	WHL	55	29	36	65	38	15	1	5	+11	-	-	-	-	-	-
2020-21	Portland	WHL	24	9	18	27	10	3	1	3	+6	-	-	-	-	-	-
	Melville	SJHL	6	4	8	12	2	-	-	-	-	-	-	-	-	-	-
2021-22	Worcester	ECHL	36	11	17	28	33	2	0	1	+4	-	-	-	-	-	-
	Bridgeport	AHL	13	0	2	2	10	0	0	0	-3	-	-	-	-	-	-
2022-23	Worcester	ECHL	50	18	18	36	59	-	-	-	-8	-	-	-	-	-	-
	Bridgeport	AHL	16	1	4	5	15	0	0	1	-1	-	-	-	-	-	-





CALLE ODELIUS • DEFENSEMAN

58

SHOOTS Left • **HEIGHT** 6'0" • **WEIGHT** 192lbs.

BIRTHDATE May 30, 2004 • **BIRTHPLACE** Sodertalje, SWE

PRONUNCIATION oh-DEL-ee-yus, KAL-ee

ACQUIRED:

Selected by the Islanders in the second round (65th overall) of the 2022 NHL Draft.

2022-23 SEASON:

Recorded 11 points (one goal, 10 assists) in 43 games with Djurgardens in Sweden's Allsvenskan league...His 10 assists were tied for fourth-most amongst Djurgardens defensemen, and his 11 points were tied for fifth-most...Skated in two games with Djurgardens' Under-20 team in the Swedish junior league, tallying one assist...Scored three points in 17 playoff games as Djurgardens advanced to the finals, falling in Game 7 in Modo...Recorded one goal in seven games to help Sweden earn fourth place at the 2023 World Junior Championships.



2nd ROUND,
65th OVERALL (2022)

CAREER HIGHLIGHTS:

In 2021-22, Recorded 30 points (seven goals, 23 assists) in 43 games with Djurgardens' Under-20 team in the Swedish junior league...Led Djurgardens defensemen in points and assists, and was second among defensemen in goals...Recorded three assists in six games to help Sweden capture a gold medal at the 2022 Under-18 World Championships... Combined for seven points (one goal, six assists) in 28 games between Djurgardens' Under-16 and Under-18 teams in 2019-20...His 12 PIM were fourth-most among Under-18 players...Represented Sweden at the 2021 Hlinka Gretzky Cup, where he tallied an assist through five games to help Sweden win a bronze medal.

CAREER STATISTICS:

REGULAR SEASON											PLAYOFFS						
SEASON	CLUB	LEAGUE	GP	G	A	PTS	PIM	PP	SH	GW	+/-	GP	G	A	PTS	PIM	+/-
2017-18	Sodertalje SK U16 2	U16 Div. 1	1	0	0	0	4	-	-	-	-	-	-	-	-	-	-
2018-19	Sodertalje SK U16	U16 Div. 1	19	7	12	19	54	-	-	-	-	5	-	4	4	0	-
	Sodertalje SK U16 3	U16 Div. 2	1	0	0	0	04	-	-	-	-	-	-	-	-	-	-
2019-20	Djurgardens IF U16	U16 Div. 1	3	0	0	0	4	-	-	-	-	5	2	6	8	0	-
	Djurgardens IF U16	U16 SM	2	0	2	2	25	-	-	-	-	-	-	-	-	-	-
	Djurgardens IF J18	J18 Elit	11	0	1	1	6	-	-	-	+3	-	-	-	-	-	-
	Djurgardens IF J18	Allsvenskan	12	1	3	4	12	-	-	-	+7	-	-	-	-	-	-
2020-21	Djurgardens IF J18	J18 Region	6	0	3	3	6	-	-	-	+7	-	-	-	-	-	-
2021-22	Djurgardens IF J18	J18 Nationell	1	0	1	1	2	-	-	-	-1	4	1	2	3	2	+1
	Djurgardens IF J20	J20 Nationell	43	7	23	30	24	-	-	-	+3	6	0	2	2	0	+5
	Djurgardens IF	SHL	7	0	0	0	0	-	-	-	-1	-	-	-	-	-	-
	Sweden	WJC-18	6	0	3	3	12	-	-	-	-1	-	-	-	-	-	-
2022-23	Djurgardens IF	Allsvenskan	43	1	10	11	14	-	-	-	+12	17	1	2	3	8	-3
	Djurgardens IF J20	J20 Nationell	2	0	1	1	0	-	-	-	E	1	0	0	0	2	E
	Farjestad	SHL	2	0	0	0	0	0	0	0	+1	-	-	-	-	-	-
	Sweden	WJC-20	7	1	0	1	2	0	0	0	-4	-	-	-	-	-	-





BRIAN PINHO • FORWARD



SHOOTS Right • **HEIGHT** 6'2" • **WEIGHT** 188lbs.

BIRTHDATE May 11, 1995 • **BIRTHPLACE** Beverly, MA

PRONUNCIATION PIN-hoh, BRY-uhn

ACQUIRED:

Signed as a free agent with the New York Islanders on July 5, 2023.

2022-23 SEASON:

Recorded 28 points (10 goals, 18 assists) in 53 games with the Utica Comets of the American Hockey League in his fifth professional season...His 18 assists were a career-high...Recorded five multi-point games...Skated in his 200th career professional game on Jan. 14 vs. Bridgeport...Added three points (two goals, one assist) in six Calder Cup playoff games, helping Utica reach the North Division Semifinals...Tallied a goal and assist on Apr. 29 vs. Toronto, his first career multi-point playoff game.

 **6th ROUND,**
174th OVERALL (2013)

CAREER HIGHLIGHTS:

Has skated in two NHL regular season games and two postseason NHL games with the Washington Capitals...Recorded 106 points (50 goals, 56 assists) in 225 career American Hockey League games in five seasons with the Utica Comets and Hershey Bears...In 2021-22, made his NHL regular season debut on Jan. 22, 2021 vs. BUF...In 2019-20, established AHL career-highs in goals and points, as he recorded 37 points (20 goals, 17 assists) in 62 games...Was second among Hershey skaters in goals and fourth in points...Made his NHL postseason debut on Aug. 16, 2020 vs. NYI...Made his AHL debut on Oct. 6, 2018 vs. Syracuse...Scored his first career AHL goal on Oct. 19, 2018 at Charlotte...Prior to his pro career, played four seasons of collegiate hockey at Providence College...Recorded 115 points (39 goals, 63 assists) in 156 games in four seasons with the Friars...Served as team captain of the Friars in 2017-18 as a senior...Helped the Friars capture the NCAA National Championship in 2015...Played one season (2013-14) in the United States Hockey League (USHL) with the Indiana Ice...Recorded 56 points (28 goals, 28 assists) in 59 games with Indiana.

CAREER STATISTICS:

REGULAR SEASON											PLAYOFFS						
SEASON	CLUB	LEAGUE	GP	G	A	PTS	PIM	PP	SH	GW	+/-	GP	G	A	PTS	PIM	+/-
2011-12	St. John's Prep	USHS-Prep	24	20	37	57	-	-	-	-	-	-	-	-	-	-	-
2012-13	St. John's Prep	USHS-Prep	21	12	24	36	24	-	-	-	-	-	-	-	-	-	-
2013-14	Indiana	USHL	59	28	28	56	21	-	-	-	+29	12	2	4	5	0	+3
2014-15	Providence	NCAA	39	6	12	18	6	0	0	0	+8	-	-	-	-	-	-
2015-16	Providence	NCAA	38	9	16	25	16	1	0	2	+16	-	-	-	-	-	-
2016-17	Providence	NCAA	39	12	28	40	24	4	1	2	+17	-	-	-	-	-	-
2017-18	Providence	NCAA	40	12	20	32	26	3	0	1	+11	-	-	-	-	-	-
2018-19	Hershey	AHL	73	4	8	12	8	1	0	1	-1	8	1	1	2	0	-2
2019-20	Hershey	AHL	62	20	17	37	14	0	3	4	+16	-	-	-	-	-	-
	WASHINGTON	NHL	-	-	-	-	-	-	-	-	-	2	0	0	0	0	-1
2020-21	Hershey	AHL	10	8	4	12	6	1	1	0	+9	-	-	-	-	-	-
	WASHINGTON	NHL	2	0	0	0	0	0	0	0	-2	-	-	-	-	-	-
2021-22	Hershey	AHL	27	8	9	17	6	1	2	1	-2	-	-	-	-	-	-
2022-23	Utica	AHL	53	10	18	28	14	4	1	0	-7	6	2	1	3	0	+5
NHL TOTALS			2	0	0	0	0	0	0	0	-2	2	0	0	0	0	-1





MATIAS RAJANIEMI • DEFENSEMAN

SHOOTS Left • **HEIGHT** 6'4" • **WEIGHT** 225lbs.

BIRTHDATE September 11, 2002 • **BIRTHPLACE** Lahti, FIN

PRONUNCIATION RAH-juh-nee-ehm-ee, muh-TEE-uhs

ACQUIRED:

Selected by the Islanders in the sixth round (182nd overall) of the 2020 National Hockey League Draft.

2022-23 SEASON:

Recorded four assists in 31 Liiga games split between the Pelicans and SaiPa during his fourth season in Finland's top league.



**6th ROUND,
182nd OVERALL (2020)**

CAREER HIGHLIGHTS:

Has 22 points (four goals, 18 assists) in 147 games across four seasons in Liiga, split between the Pelicans and SaiPa...In 2021-22, Recorded seven points (one goal, six assists) through 58 games during his third season with the Pelicans...His six assists matched a career-high...In 2020-21, recorded nine points (three goals, six assists) through 46 games in his first full season with the Pelicans' top club...Led all Pelicans rookie defensemen in points...Appeared in three playoff games and scored one goal with the Pelicans in his Liiga playoff debut...Recorded 22 points (four goals, 18 assists) in 73 career games during three seasons with the Pelicans U-20 Jr. A in the SM-liiga, the top under-20 ice hockey league in Finland... Appeared in 12 games in 2019-20 for Finland's U-18 International team and recorded five points (1a, 4g)...Won a bronze medal with Team Finland at the 2021 World Junior Hockey Championship.

CAREER STATISTICS:

REGULAR SEASON											PLAYOFFS						
SEASON	CLUB	LEAGUE	GP	G	A	PTS	PIM	PP	SH	GW	+/-	GP	G	A	PTS	PIM	+/-
2016-17	Pelicans U16	U16 SM-sarja Q	6	0	3	3	2										
	Pelicans U16	U16 SM-sarja	17	1	5	6	-	-	-	-	-	2	0	1	1	0	-
2017-18	Pelicans U16	U16 SM-sarja	4	0	1	1	4	-	-	-	-	5	0	3	3	6	-
	Pelicans U18	U18 SM-sarja	28	1	5	6	2	-	-	-	-	-	-	-	-	-	-
	Finland U16	International-Jr.	8	3	1	4	0	-	-	-	-	-	-	-	-	-	-
2018-19	Pelicans U18	U18 SM-sarja	13	2	2	4	6	-	-	-	-	1	0	0	0	0	-
	Pelicans U20	Jr. A SM-liiga	34	2	3	5	16	-	-	-	-5	8	0	1	1	2	-3
	Finland U17	International-Jr.	5	0	0	0	0	-	-	-	-	-	-	-	-	-	-
2019-20	Pelicans U18	U18 SM-sarja	6	2	2	4	0	-	-	-	-	-	-	-	-	-	-
	Pelicans U20	Jr. A SM-liiga	39	2	15	17	24	-	-	-	+7	1	0	0	0	0	-1
	Pelicans	Liiga	12	0	2	2	0	0	0	0	-4	-	-	-	-	-	-
	Peliitat	Mestis	2	0	0	0	2	-	-	-	+1	-	-	-	-	-	-
2020-21	Finland U18	International-Jr.	12	1	4	5	4	-	-	-	-	-	-	-	-	-	-
	Pelicans	Liiga	46	3	6	9	20	0	0	0	0	3	1	0	1	0	0
Finland U20	WJC	6	0	0	0	0	-	-	-	+2	-	-	-	-	-	-	
2021-22	Pelicans	Liiga	58	1	6	7	24	0	0	0	+4	-	-	-	-	-	-
	Finland U20	WJC	6	0	1	1	0	0	0	0	E	-	-	-	-	-	-
2022-23	Pelicans	Liiga	6	0	2	2	6	0	0	0	-2	-	-	-	-	-	-
	SaiPa	Liiga	25	0	2	2	6	0	0	0	-8	-	-	-	-	-	-





ROBIN SALO • DEFENSEMAN



SHOOTS Left • **HEIGHT** 6'1" • **WEIGHT** 191lbs.

BIRTHDATE October 13, 1998 • **BIRTHPLACE** Espoo, FIN

PRONUNCIATION SA-loh, RAH-bin

ACQUIRED:

Selected by the New York Islanders in the second round (46th overall) of the 2017 NHL Draft.

2022-23 SEASON:

Recorded four points (two goals, two assists) in 11 games during his second season with the Islanders... Recorded his first career two-goal game and a career-high plus four rating on Oct. 15 vs. ANA... Notched assists in back-to-back games Dec. 16 at ARI and Dec. 17 at VGK... Recorded 14 points (14 assists) in 38 AHL games with Bridgeport, the Islanders' American Hockey League affiliate... Finished third amongst Bridgeport defensemen with 14 assists... His plus seven rating was second amongst Bridgeport skaters.



**2nd ROUND,
46th OVERALL (2017)**


CAREER HIGHLIGHTS:

Has nine points (three goals, six assists) in 32 career NHL games in two seasons with the Islanders... Totaled 34 points (four goals, 30 assists) in 78 career AHL games through two seasons with Bridgeport... In 2021-22, Recorded five points (one goal, four assists) in 21 games with the Islanders... Made his NHL debut on Nov. 20, 2021 vs. CGY, the Islanders' first ever game at UBS Arena... Recorded his first career NHL point, an assist, on Dec. 16, 2021 vs. BOS... Recorded his first career NHL goal on Jan. 18, 2022 at PHI... Made his AHL debut on Oct. 15, 2021 at Hartford... His 20 points were tied for second-most amongst Bridgeport defensemen in 2021-22... Prior to his pro career in North America, recorded 36 points (seven goals, 29 assists) through 63 games in two seasons with Örebro of the Swedish Hockey League (SHL)... In 2020-21, recorded 30 points (six goals, 24 assists) through 51 games in his second season with Örebro... Led Örebro defensemen in all three scoring categories... Recorded 58 points (13 goals, 45 assists) in 220 Liiga games split between Sport Vaasa and SaiPa... Appeared in five games with Team Finland at the 2018 Under-20 World Junior Championships... Helped Finland capture a gold medal at the 2016 Under-18 World Junior Championships and a silver medal at the 2015 Under-18 World Junior Championships.

CAREER STATISTICS:

SEASON	CLUB	LEAGUE	REGULAR SEASON									PLAYOFFS					
			GP	G	A	PTS	PIM	PP	SH	GW	+/-	GP	G	A	PTS	PIM	+/-
2014-15	Sport U20	Jr. Liiga	45	10	16	26	32	-	-	-	-5	-	-	-	-	-	-
	Sport	Liiga	4	0	0	0	0	0	0	0	+1	0	0	0	0	0	0
	Finland	WHC-17	6	0	0	0	0	0	0	0	E	-	-	-	-	-	-
	Finland	WJC-18	7	0	0	0	0	0	0	0	E	-	-	-	-	-	-
2015-16	Sport U20	Jr. Liiga	27	10	7	17	8	-	-	-	+5	-	-	-	-	-	-
	Sport	Liiga	16	0	0	0	0	0	0	0	-6	-	-	-	-	-	-
	Finland	WJC-18	7	1	0	1	2	0	0	0	E	-	-	-	-	-	-
2016-17	Sport	Liiga	54	1	15	16	14	0	0	0	E	-	-	-	-	-	-
2017-18	Sport	Liiga	43	0	5	5	14	0	0	0	-11	-	-	-	-	-	-
	Finland	WJC-20	5	0	0	0	0	0	0	0	E	-	-	-	-	-	-
2018-19	SaiPa	Liiga	57	4	12	16	20	1	0	0	-4	3	2	0	2	0	E
2019-20	SaiPa	Liiga	46	8	13	21	14	2	0	1	-20	-	-	-	-	-	-
	Örebro	SHL	12	1	5	6	2	0	0	0	+3	-	-	-	-	-	-
2020-21	Örebro	SHL	51	6	24	30	16	-	-	-	+17	9	0	4	4	0	2
2021-22	NY ISLANDERS	NHL	21	1	4	5	4	0	0	0	-6	-	-	-	-	-	-
	Bridgeport	AHL	40	4	16	20	8	2	0	1	+1	-	-	-	-	-	-
2022-23	NY ISLANDERS	NHL	11	2	2	4	4	0	0	0	+1	-	-	-	-	-	-
	Bridgeport	AHL	38	0	14	14	26	0	0	0	+7	-	-	-	-	-	-
NY ISLANDERS TOTALS			32	3	6	9	8	0	0	0	-5	-	-	-	-	-	-
NHL TOTALS			32	3	6	9	8	0	0	0	-5	-	-	-	-	-	-





JAKUB SKAREK · GOALTENDER



CATCHES Left • **HEIGHT** 6'4" • **WEIGHT** 206lbs.

BIRTHDATE November 10, 1999 • **BIRTHPLACE** Jihlava, CZE

PRONUNCIATION SHKAH-rek, YA-kub

ACQUIRED:

Selected by the New York Islanders in the third round (72nd overall) of the 2018 NHL Draft.

2022-23 SEASON:

Posted a 15-16-3 record through 38 games with the Bridgeport Islanders in his fourth season in the American Hockey League...Set a career-high in games played with a team-high 38...Recorded two shutouts, turning aside 39 shots on Jan. 29 at Hershey, and 33 shots on Mar. 5 vs. Springfield...Turned away a season-high 43-of-45 shots faced on Nov. 20 at Providence.




CAREER HIGHLIGHTS:

In 2021-22, Posted a 16-15-4 record through 37 games with Bridgeport...Recorded his second career shutout on Oct. 24, 2021 vs. Laval, making 37 saves...Set career-highs in wins (16)...Made one appearance in the 2022 Calder Cup Playoffs, making 31 saves on 34 shots on May 12 vs. Charlotte...Split the 2020-21 season between Pelitait of Finland's Mestis league and the Bridgeport Sound Tigers of the American Hockey League (AHL)...Ranked third among AHL rookie goaltenders with a .833 shootout save percentage...In 2019-20, Split his first North American season between the Bridgeport Sound Tigers and Worcester Railers (ECHL)...Made his AHL debut on Oct. 26, 2019, stopping 31 shots at Hartford...Earned his first AHL win on Nov. 3, 2019 against Lehigh Valley, stopping 31 shots in a 4-3 victory...Was the Czech2 League champion in 2015-16 with HC Dukla.

CAREER STATISTICS:

SEASON	CLUB	LEAGUE	REGULAR SEASON							PLAYOFFS								
			GP	MIN	GA	SO	GAA	REC	SA	SV	SV%	GP	MIN	GA	SO	GAA	REC	SV%
2015-16	HC Dukla	Czech2	20	-	-	-	2.26	-	-	-	.931	4	-	-	-	1.94	-	.941
	Czech Rep.	WHC-17	3	-	-	-	4.67	-	-	-	.898	-	-	-	-	-	-	-
2016-17	Sparta	Czech	4	245	6	1	1.47	4-0-0	112	106	.946	-	-	-	-	-	-	-
	Czech Rep.	WJC-18	5	170	15	0	5.29	1-2-0	102	87	.853	-	-	-	-	-	-	-
	Czech Rep.	WJC-20	5	179	10	0	3.34	1-2-0	86	76	.884	-	-	-	-	-	-	-
2017-18	HC Dukla	Czech	21	1218	49	1	2.41	9-12-0	560	511	.912	2	119	7	0	3.60	-	.857
	Czech Rep.	WJC-20	7	161	14	0	5.19	1-2-0	78	92	.848	-	-	-	-	-	-	-
2018-19	Pelicans	Liiga	22	1312	54	1	2.45	6-8-7	573	519	.900	-	-	-	-	-	-	-
	Czech Rep.	WJC-20	1	20	1	0	3.00	0-0-0	10	9	.900	-	-	-	-	-	-	-
2019-20	Bridgeport	AHL	16	863	47	1	3.27	3-10-1	421	374	.888	-	-	-	-	-	-	-
	Worcester	ECHL	14	756	47	0	3.73	3-9-2	390	343	.879	-	-	-	-	-	-	-
2020-21	Bridgeport	AHL	12	721	42	0	3.50	3-8-1	372	330	.887	-	-	-	-	-	-	-
	Pelitat	Mestis	4	-	-	-	4.44	0-3-1	-	-	.833	-	-	-	-	-	-	-
2021-22	Bridgeport	AHL	37	2110	116	1	3.30	16-15-4	1120	1004	.896	1	71	3	0	2.54	0-1-0	.912
2022-23	Bridgeport	AHL	38	2157	121	2	3.37	15-16-3	1122	1001	.892	-	-	-	-	-	-	-





HENRIK TIKKANEN • GOALTENDER



CATCHES Left • **HEIGHT** 6'8" • **WEIGHT** 222lbs.

BIRTHDATE September 28, 2000 • **BIRTHPLACE** Lohja, FIN

PRONUNCIATION TEEK-ah-nehn, HEHN-rihk

ACQUIRED:

Selected by the Islanders in the seventh round (214th overall) of the 2020 NHL Draft.

2022-23 SEASON:

Posted an 18-17-3 record in 38 games in his first season in North America and first with the Worcester Railers, the Islanders ECHL affiliate...Recorded a 3.02 goals against average and .914 save percentage...Posted two shutouts, leading Worcester netminders...His 1,171 saves were fourth amongst all ECHL goaltenders.



CAREER HIGHLIGHTS:

In 2021-22, Posted a 13-4-0 record through 19 appearances with MoDo Hockey of HockeyAllsvenskan in Sweden...Recorded a 2.50 goals against average and .903 save percentage with MoDo...In 2020-21, split the season between IPK of Finland's Mestis league and KaiPa of Finland's Liiga...Went 2-2-3 and posted a 1.94 goals against average and .921 save percentage in his debut season in Finland's Liiga...Went 6-5-1 through 12 games with IPK...Played in six playoff games with IPK...In 2019-20, posted a .895 save percentage in 39 games played for HIFK's under-20 club in Finland's Jr. A SM-liiga, Finland's top under-20 ice hockey league...Played a career-high 39 games through HIFK's 59 game 2019-20 season...Recorded a career-high .958 save percentage in 12 games in his debut season with HIFK U-20 (Jr. A SM-liiga) in 2017-18...Led HIFK under-18 goaltenders in 2017-18 with a .916 save percentage, good for 13th best in the league.

CAREER STATISTICS:

REGULAR SEASON											PLAYOFFS							
SEASON	CLUB	LEAGUE	GP	MIN	GA	SO	GAA	REC	SA	SV	SV%	GP	MIN	GA	SO	GAA	REC	SV%
2014-15	HAKI U16	U16 Aluesarja	1	-	-	-	-	-	-	-	.940	-	-	-	-	-	-	-
2015-16	HIFK U16	U16 SM-sarja Q	2	-	-	-	-	-	-	-	-	-	-	-	-	-	-	-
	HIFK U16	U16 SM-sarja	17	-	-	-	-	-	-	-	.952	5	-	-	-	-	-	.926
	HJK U17	U17 SM-sarja	7	-	-	-	-	-	-	-	.876	-	-	-	-	-	-	-
	Finland U16	International-Jr	2	-	-	-	-	-	-	-	.944	-	-	-	-	-	-	-
2016-17	HIFK U18	U18 SM-sarja	27	-	-	-	-	-	-	-	.889	-	-	-	-	-	-	-
	HIFK U20	Jr. A SM-liiga	0	-	-	-	-	-	-	-	-	-	-	-	-	-	-	-
2017-18	Finland U17	International-Jr	1	-	-	-	-	-	-	-	.625	-	-	-	-	-	-	-
	HIFK U18	U18 SM-sarja	22	-	-	-	2.31	-	-	-	.916	4	-	-	-	2.25	-	.877
2018-19	HIFK U20	Jr. A SM-liiga	12	-	-	-	-	-	-	-	.958	0	-	-	-	-	-	-
	HIFK U20	Jr. A SM-liiga	26	-	74	-	-	-	-	594	.889	1	-	6	-	6.00	-	.854
2019-20	HIFK U20	Jr. A SM-liiga	39	-	105	-	-	-	-	894	.895	-	-	-	-	-	-	-
	IPK	Mestis	12	-	-	0	3.25	6-5-1	-	-	.877	6	-	-	-	-	-	-
2020-21	KaiPa	Liiga	7	-	-	0	1.94	2-2-3	-	-	.921	-	-	-	-	-	-	-
	MoDo Hockey	HockeyAllsvenskan	19	-	-	1	2.50	13-4-0	-	-	.903	1	-	-	0	5.53	0-0-0	.857
2021-22	KaiPa	Liiga	2	-	-	0	4.95	0-2-0	-	-	.765	-	-	-	-	-	-	-
	Vaxjo Lakers HC	SHL	1	-	-	0	1.00	1-0-0	-	-	.952	-	-	-	-	-	-	-
2022-23	Worcester	ECHL	38	2,188	110	2	3.02	18-17-3	1,281	1,171	.914	-	-	-	-	-	-	-









2023-24
SEASON



MEDIA GUIDE



NEW YORK
ISLANDERS

2023 NHL DRAFT

BIOSTEEL 6 2:42 177 BIOSTEEL

NEW YORK Islanders



167	VOLTECH ROY	177
168	SAMI BARI	178
169	EMIL MURKOVIC	179
170	COLLE BROWN	180
171	FILIP ERIKSSON	181
172	CARSEN MÜSSER	182
173	MILTON OSCARSON	183
174	VISA VEDEPAA	184
175	JUDY EDMONDS	185
176	MATTHEW MARSH	186
177	AIDEN ELLEBRIN	187
178	RYAN MACPHERSON	188
179	SEAN KEOHANE	189
180	COOPER FOSTER	190
181	AUSTIN ROEST	191
182	VEGOR YEGOROV	192



DANNY NELSON - FORWARD

SECOND ROUND - 49TH OVERALL

SHOOTS Left • **HEIGHT** 6'3" • **WEIGHT** 212lbs.

BIRTHDATE August 3, 2005 • **BIRTHPLACE** Maple Grove, MN

PRONUNCIATION NELL-suhn, DAN-ee

2022-23 SEASON:

Recorded 47 points (21 goals, 26 assists) in 62 games during his second season with the United States' National Under-18 Team... Represented the United States at the 2023 Under-18 Men's World Championships in Basel, Switzerland...Recorded seven points (four goals, three assists) in eight games, helping the U.S. capture the gold medal.



CAREER HIGHLIGHTS:

Recorded 11 points (seven goals, four assists) in 11 games with the U.S. National Under-17 team in 2021-22...Skated in five games with the Green Bay Gamblers (USHL), scoring one goal, before joining NTDP...Skated one season (2021-22) with Maple Grove High School in Minnesota, recording 40 points (16 goals, 24 assists) in 31 games...Represented the United States at the Five Nations Tournament in 2021, 2022, and 2023, earning first place in 2021 and 2022, and second place in 2023... Committed to play college hockey at the University of Notre Dame.

CAREER STATISTICS:

REGULAR SEASON

PLAYOFFS

SEASON	CLUB	LEAGUE	GP	G	A	PTS	PIM	PP	SH	GW	+/-	GP	G	A	PTS	PIM	+/-
2021-22	Twin Cities	UMHSEHL	20	12	11	23	14	-	-	-	-	3	1	2	3	2	-
	Maple Grove	USHS-MN	31	16	24	40	25	-	-	-	-	-	-	-	-	-	-
	U.S. National U17	NTDP	11	7	4	11	12	-	-	-	-	-	-	-	-	-	-
	Green Bay Gamblers	USHL	5	1	0	1	4	-	-	-	+1	-	-	-	-	-	-
2022-23	U.S. National U18	NTDP	62	21	26	47	52	-	-	-	+24	-	-	-	-	-	-
	United States	WJC-18	7	4	3	7	0	-	-	-	+4	-	-	-	-	-	-





JESSE NURMI · FORWARD

FOURTH ROUND · 113TH OVERALL

SHOOTS Left · **HEIGHT** 5'11" · **WEIGHT** 168lbs.

BIRTHDATE March 7, 2005 · **BIRTHPLACE** Valkeala, FIN

PRONUNCIATION NUR-mee, JESS-ee

2022-23 SEASON:

Recorded 50 points (21 goals, 29 assists) in 41 games in his second season with KooKoo's Under-20 team in Finland's junior league (SM-sarja)...Led KooKoo in points (50), was second on the team in goals (21) and third in assists (29)...Added an assist in four playoff games...Skated in nine games with KooKoo's Liiga team, tallying an assist...Named to SM-sarja's First All-Star Team...Represented Finland at the 2023 Under-18 Men's World Championships in Switzerland...Recorded five points (one goal, four assists) in five games.

CAREER HIGHLIGHTS:

Earned a bronze medal with Finland at the 2022 Hlinka Gretzky Cup...Has 85 points (38 goals, 47 assists) in 90 games across three seasons with KooKoo's Under-20 team...His 15 goals with KooKoo in 2021-22 were tied for third-most on the team, and his 30 points were fifth...Skated in 53 games across three season for KooKoo's Under-18 team, tallying 51 points (22 goals, 29 assists).

CAREER STATISTICS:

REGULAR SEASON

SEASON	CLUB	LEAGUE	GP	G	A	PTS	PIM	PP	SH	GW	+/-	PLAYOFFS					
												GP	G	A	PTS	PIM	+/-
2019-20	KooKoo U16	SM-sarja Q	20	15	14	29	4	-	-	-	-	-	-	-	-	-	-
	KooKoo U18	SM-sarja	22	6	12	18	4	-	-	-	-	-	-	-	-	-	-
2020-21	KooKoo U18	SM-sarja	26	20	15	25	10	-	-	-	-	-	-	-	-	-	-
	KooKoo U20	SM-sarja	9	2	3	5	0	-	-	-	-8	-	-	-	-	-	-
2021-22	KooKoo U18	SM-sarja	5	6	2	8	0	-	-	-	-	-	-	-	-	-	-
	KooKoo U20	SM-sarja	40	15	15	30	6	-	-	-	-11	-	-	-	-	-	-
	KooKoo	Liiga	1	0	0	0	0	-	-	-	E	-	-	-	-	-	-
2022-23	KooKoo U20	SM-sarja	41	21	29	50	12	-	-	-	+21	4	0	1	1	0	E
	KooKoo	Liiga	9	0	1	1	0	-	-	-	E	1	0	0	0	0	E
	Finland	WJC-18	5	1	4	5	2	-	-	-	+2	-	-	-	-	-	-
	Finland	Hlinka Gretzky	5	0	1	1	-	-	-	-	-	-	-	-	-	-	-





JUSTIN GILL - FORWARD

FIFTH ROUND - 145TH OVERALL

SHOOTS Left • **HEIGHT** 6'1" • **WEIGHT** 193lbs.

BIRTHDATE January 27, 2003 • **BIRTHPLACE** St-Joseph-du-Lac, QC

PRONUNCIATION GIHL, JUSS-tin

2022-23 SEASON:

Recorded a career-high 93 points (44 goals, 49 assists) in 68 games in his fourth season in the Quebec Major Junior Hockey League and third with the Sherbrooke Phoenix of the QMJHL...Finished the season second on the team in all three scoring categories...Helped Sherbrooke reach the semi-finals of the 2023 QMJHL Playoffs...Recorded 12 points (three goals, nine assists) in 14 playoff games, third-most amongst Sherbrooke players.

CAREER HIGHLIGHTS:

Has 172 points (75 goals, 97 assists) in 220 career games in the QMJHL across four seasons, including two with the Charlottetown Islanders (2019-21) and Sherbrooke Phoenix (2021-23)...Helped Sherbrooke reach the Conference Semi-Finals of the 2022 President's Cup Playoffs, tallying seven points (three goals, four assists) in 11 games.

CAREER STATISTICS:

REGULAR SEASON

SEASON	CLUB	LEAGUE	REGULAR SEASON										PLAYOFFS				
			GP	G	A	PTS	PIM	PP	SH	GW	+/-	GP	G	A	PTS	PIM	+/-
2018-19	Saint-Eustache Vikings	QMAAA	40	12	20	32	52	-	-	-	-8	5	0	0	0	6	-3
2019-20	Charlottetown	QMJHL	50	5	7	12	40	-	-	-	-1	-	-	-	-	-	-
2020-21	Charlottetown	QMJHL	14	3	7	10	10	1	-	-	+8	-	-	-	-	-	-
	Sherbrooke	QMJHL	20	3	8	11	27	-	-	1	-7	3	0	0	4	-2	
2021-22	Sherbrooke	QMJHL	68	20	26	46	59	4	-	-	+7	11	3	4	7	20	+1
2022-23	Sherbrooke	QMJHL	68	44	49	93	41	13	-	8	+29	14	3	9	12	20	-1





ZACH SCHULZ · DEFENSEMAN

SIXTH ROUND · 177TH OVERALL

SHOOTS Left · **HEIGHT** 6'1" · **WEIGHT** 196lbs.

BIRTHDATE June 14, 2005 · **BIRTHPLACE** South Lyon, Mich.

PRONUNCIATION SHULZ, ZAK

2022-23 SEASON:

Recorded 10 points (one goal, nine assists) in 52 games with the United States National Under-18 Team (NTDP)...Represented the United States at the 2023 Under-18 World Championships in Switzerland as Team Captain...Recorded three points (one goal, two assists) to help the U.S. capture a gold medal.

CAREER HIGHLIGHTS:

Tallied 22 points (two goals, 20 assists) across two seasons with USA Hockey's National Team Development Program...Recorded 12 points (one goal, 11 assists) in 51 games with the United States' Under-17 team in 2021-22...Committed to play NCAA Division I hockey at the University of Wisconsin.

CAREER STATISTICS:

REGULAR SEASON

SEASON	CLUB	LEAGUE	GP	G	A	PTS	PIM	PP	SH	GW	+/-	PLAYOFFS					
												GP	G	A	PTS	PIM	+/-
2020-21	Honeybaked 15U AAA	HPHL 15U	6	1	2	3	4	-	-	-	-	-	-	-	-	-	-
2021-22	U.S. National U17	NTDP	34	0	6	6	46	-	-	-	-7	-	-	-	-	-	-
2022-23	U.S. National U18	NTDP	19	0	3	3	38	-	-	-	E	-	-	-	-	-	-
	United States	WJC-18	7	1	2	3	2	-	-	-	+11	-	-	-	-	-	-





DENNIS GOOD BOGG · DEFENSEMAN

SEVENTH ROUND · 209TH OVERALL

SHOOTS Left · **HEIGHT** 6'2" · **WEIGHT** 201lbs.

BIRTHDATE March 2, 2004 · **BIRTHPLACE** Sundyberg, SWE

PRONUNCIATION GOOD-BAHG, DEHN-iss



2022-23 SEASON:

Set career-highs in all three scoring categories as he recorded 28 points (four goals, 24 assists) in 39 games in his second season with AIK's Under-20 team in the Swedish junior league...His 24 assists led the team...Led AIK defensemen in points (28) and goals (four)...Skated in five games with AIK's team in Sweden's professional hockey league (Allsvenskan).

CAREER HIGHLIGHTS:

Represented Sweden at the 2022 Under-18 World Junior Championships, where he recorded an assist in six games to help the team earn a gold medal...Has 34 points (six goals, 28 assists) in 71 games with AIK's Under-20 team...Skated in five games in the 2021 Hlinka Gretzky Cup, helping Sweden win a bronze medal.

CAREER STATISTICS:

REGULAR SEASON

SEASON	CLUB	LEAGUE	GP	G	A	PTS	PIM	PP	SH	GW	+/-	PLAYOFFS					
												GP	G	A	PTS	PIM	+/-
2020-21	AIK	J18	6	5	2	7	12	-	-	-	+9	-	-	-	-	-	-
2021-22	AIK	J20	32	2	4	6	65	-	-	-	-2	6	1	1	2	8	+5
	AIK	Allsvenskan	3	0	0	0	0	-	-	-	E	-	-	-	-	-	-
	AIK	J18	4	0	1	1	12	-	-	-	-3	1	0	0	0	0	-1
	Sweden	WJC-18	6	0	1	1	12	-	-	-	-12	-	-	-	-	-	-
	Sweden	Hlinka Gretzky	5	0	0	0	4	-	-	-	-4	-	-	-	-	-	-
	2022-23	AIK	J20	39	4	24	28	62	-	-	-	+4	2	0	0	0	0
	AIK	Allsvenskan	5	0	0	0	0	-	-	-	E	-	-	-	-	-	-









2023-24
SEASON



MEDIA GUIDE



NEW YORK
ISLANDERS

2022-23 SEASON IN REVIEW

FINAL SCORING

Pos	#	Player	GP	G	A	P	+/-	PIM	PPG	SHG	GW	S	%	TOI/g	FO%	Hits	Blks
C	29	Brock Nelson	82	36	39	75	13	24	6	0	8	222	16.2	18:26	47.3	50	43
C	14	Bo Horvat	79	38	32	70	-1	18	12	4	5	229	16.6	20:39	56.9	57	55
C	13	Mathew Barzal	58	14	37	51	5	22	4	0	5	139	10.1	18:42	35.6	25	34
L	27	Anders Lee	82	28	22	50	-3	50	6	0	4	214	13.1	17:13	54.0	125	57
D	8	Noah Dobson	78	13	36	49	4	20	5	0	2	206	6.3	20:22	0.0	60	104
C	44	Jean-Gabriel Pageau	70	13	27	40	-2	14	5	3	2	123	10.6	17:37	57.3	175	61
L	11	Zach Parise	82	21	13	34	7	24	3	2	2	182	11.5	16:08	37.9	89	83
C	21	Kyle Palmieri	55	16	17	33	13	24	3	0	3	122	13.1	17:05	37.5	76	17
L	18	Pierre Engvall	76	17	13	30	8	31	1	0	4	131	13.0	13:38	51.6	47	6
D	6	Ryan Pulock	82	5	21	26	10	14	1	0	1	126	4.0	20:54	0.0	140	128
R	12	Josh Bailey	64	8	17	25	3	2	0	0	2	72	11.1	15:08	41.7	11	31
D	24	Scott Mayfield	82	6	18	24	8	83	0	0	1	119	5.0	21:01	0.0	107	168
D	25	Sebastian Aho	71	5	18	23	9	22	0	0	0	89	5.6	16:46	0.0	38	69
D	28	Alexander Romanov	76	2	20	22	13	43	0	0	0	100	2.0	19:26	0.0	198	129
D	3	Adam Pelech	61	6	15	21	15	36	0	0	0	97	6.2	21:39	0.0	77	110
C	53	Casey Cizikas	81	6	15	21	0	54	0	0	0	111	5.4	14:32	53.4	188	58
L	18	Anthony Beauvillier	49	9	11	20	-4	10	0	0	0	113	8.0	15:47	0.0	38	18
R	20	Hudson Fasching	49	10	9	19	10	0	0	0	1	61	16.4	12:28	20.0	45	22
L	17	Matt Martin	81	7	12	19	4	63	0	0	1	82	8.5	11:08	33.3	295	43
R	26	Oliver Wahlstrom	35	7	9	16	5	32	1	0	1	70	10.0	12:09	35.0	50	15
R	15	Cal Clutterbuck	49	6	6	12	9	30	0	0	1	44	13.6	12:13	20.0	194	33
R	10	Simon Holmstrom	50	6	3	9	-4	0	0	0	2	39	15.4	11:05	0.0	9	22
D	2	Robin Salo	11	2	2	4	+1	4	0	0	0	9	22.2	11:11	0.0	6	13
D	4	Samuel Bolduc	17	2	1	3	5	2	0	0	1	20	10.0	14:24	0.0	26	16
L	32	Ross Johnston	16	0	2	2	-1	37	0	0	0	2	0.0	7:47	100.0	34	5
C	43	Aatu Raty	12	2	0	2	+1	4	0	0	0	16	12.5	8:45	52.2	17	4
L	36	Otto Koivula	8	0	2	2	+1	4	0	0	0	5	0.0	6:52	61.9	6	4
C	18	Andy Andreoff	3	0	1	1	-3	0	0	0	0	1	0.0	7:21	42.9	3	7
D	38	Parker Wotherspoon	12	0	1	1	5	4	0	0	0	10	0.0	13:19	0.0	8	7
L	16	Arnaud Durand	4	0	0	0	E	0	0	0	0	9	0.0	13:00	0.0	3	2
R	41	Nikita Soshnikov	3	0	0	0	-2	0	0	0	0	4	0.0	9:56	0.0	8	0
D	7	Dennis Cholowski	2	0	0	0	-1	0	0	0	0	0	0.0	12:46	0.0	0	1
C	54	Cole Bardreau	1	0	0	0	E	2	0	0	0	0	0.0	6:37	0.0	2	0
R	14	William Dufour	1	0	0	0	-2	0	0	0	0	0	0.0	6:48	0.0	1	0

GOALTENDING

#	Player	GP	MIN	GAA	W	L	OT	SO	GA	SVS	SV%	G	A	PIM
30	Ilya Sorokin	62	3587	2.34	31	22	7	6	140	1699	.924	0	1	0
40	Semyon Varlamov	23	1335	2.70	11	9	2	2	60	629	.913	0	0	0

SCORING BY PERIOD

GOALS BY PERIOD

	1ST	2ND	3RD	OT	TOT	AVG
Islanders	56	90	91	5	242	2.95
Opponents	57	87	69	4	217	2.65

SHOTS ON GOAL

	1ST	2ND	3RD	OT	TOT	AVG
Islanders	780	896	818	30	2524	30.7
Opponents	813	927	767	37	2544	31.2

SITUATION GOALS

	GF	GA
6-on-5	4	17
6-on-4	1	0
6-on-3	0	0
5-on-5	176	145
5-on-4	32	7
5-on-3	2	0
4-on-4	4	4
4-on-3	1	0
3-on-3	4	2
3-on-4	0	2
3-on-5	0	4
4-on-5	3	33
4-on-6	3	0
5-on-6	12	3
Empty Net	15	17
Penalty Shot	0	0
Shootout Decisions	5	1
TOTALS	242	217

SPECIAL TEAMS

POWER PLAY	G	ATT	%	RANK in NHL
Overall	35	222	15.8	30th
Home	15	115	13.9	31st
Road	19	107	17.8	23rd

PENALTY KILL	G	ATT	%	RANK in NHL
Overall	39	219	82.2	9th
Home	11	102	89.2	1st
Road	28	117	76.1	23rd

PENALTIES	GP	MIN	AVG	RANK in NHL
	82	656	8.0	9th



SPECIAL TEAMS SCORING

POWER PLAY	G	A	PTS
Bo Horvat	12	10	22
Brock Nelson	6	11	17
Anders Lee	6	8	13
Jean-Gabriel Pageau	5	3	8
Noah Dobson	5	14	19
Mathew Barzal	4	15	19
Kyle Palmieri	3	2	5
Zach Parise	3	1	4
Oliver Wahlstrom	1	0	1
Pierre Engvall	1	2	3
Ryan Pulock	1	4	5
Hudson Fasching	0	1	1
Josh Bailey	0	3	3
Sebastian Aho	0	2	2
TOTALS	35	68	103

SHORTHANDED	G	A	PTS
Bo Horvat	4	1	5
Jean-Gabriel Pageau	3	1	4
Zach Parise	2	1	3
Adam Pelech	0	1	1
Alexander Romanov	0	1	1
Casey Cizikas	0	2	2
TOTALS	6	6	12

SHOOTOUT STATS	G / S	%	GDG
Kyle Palmieri	1/3	33.3	1
Mathew Barzal	1/3	33.3	0
Bo Horvat	1/4	25.0	0
Simon Holmstrom	0/2	0.0	0
Josh Bailey	0/1	0.0	0
Anthony Beauvillier	0/2	0.0	0
Brock Nelson	0/2	0.0	0

SHOOTOUT STATS	RECORD	G / S	%
Ilya Soorokin	1-4	8/14	.571
Semyon Varlamov	0-1	1/3	.333

PENALTY SHOTS FOR (0)

PLAYER	DATE	GOALTENDER	RESULT	FINAL SCORE
N/A				

PENALTY SHOTS AGAINST (2)

PLAYER	DATE	GOALTENDER	RESULT	FINAL SCORE
Michael Bunting	1/21/23	Ilya Sorokin	Failed	5-2 L
William Carrier	1/28/23	Semyon Varlamov	Failed	2-1 W (OT)

HAT TRICKS FOR (0)

PLAYER	DATE

HAT TRICKS AGAINST (1)

PLAYER	DATE
Sebastian Aho	1/21/23 vs. CAR



ISLANDERS 2022-23 RECORD

OVERALL	POINTS	GF	GA	HOME	POINTS	ROAD	POINTS
42-31-9	93	242	217	25-13-3	53	17-18-6	40

RECORD BY DIVISION

	GP	RECORD	PTS
Metropolitan	26	16-8-2	34
Atlantic	24	10-10-4	24
Central	16	6-7-3	15
Pacific	16	10-6-0	20
Eastern Conference	50	26-18-6	58
Western Conference	32	16-13-3	35

RECORD BY MONTH

MONTH	W-L-OTL	PTS
October	5-4-0	10
November	10-5-0	20
December	6-5-2	14
January	4-8-3	11
February	6-3-3	15
March	8-3-1	17
April	3-3-0	6

RECORD BY DAY

DAY	W-L-OTL	PTS
Sunday	2-3-0	4
Monday	6-2-2	14
Tuesday	8-3-4	20
Wednesday	6-2-0	12
Thursday	4-8-1	9
Friday	6-4-1	13
Saturday	10-9-1	21

RECORD BY MARGIN

	W-L-OTL	PTS
One-Goal Games	15-17-9	39
Two-Goal Games	6-8	12
Three (or more)-Goal Games	21-16-0	42

RECORD WHEN...

LEADING/TRAILING	W-L-OTL	W-L-OTL	
Scoring 1st	27-11-5	Opponent Scores 1st	15-20-4
Leading After 1st Period	16-6-3	Leading After 2nd Period	27-3-3
Trailing After 1st Period	9-12-1	Trailing After 2nd Period	8-23-2
Tied After 1st Period	17-13-5	Tied After 2nd Period	7-5-4

OT/SHOOTOUT

	W-L	W-L	
Decided in Overtime	5-4	Decided in Shootout	1-5
Scoring 1st in Shootout	0-1	Allowing 1st Goal in Shootout	1-4
Extra Shooter in Shootout	0-0		

GOALS

	W-L-OTL	W-L-OTL	
Scoring five or more goals	16-1-0	Allowing five or more goals	0-14-1
Scoring four goals	12-3-1	Allowing four goals	3-6-3
Scoring three goals	7-2-3	Allowing three goals	5-7-2
Scoring two goals	7-9-2	Allowing two goals	13-4-2
Scoring one goal	0-11-2	Allowing one goal	13-0-2
Not Scoring	0-5-1	Not Allowing a goal	7-0-0

SHOTS

	W-L-OTL	W-L-OTL	
Outshooting Opponent	24-12-4	Outshot by Opponent	18-19-5
Equal Shots with Opponent	0-0-0		

FACEOFFS

	W-L-OTL	W-L-OTL	
Won majority of faceoffs	27-16-6	Lost majority of faceoffs	15-15-3
Equal faceoffs	0-0-0		

SPECIAL TEAMS

	W-L-OTL	W-L-OTL	
Did Not Score a PPG	25-22-5	Did Not Allow a PPG	27-17-6
Scored one PPG	14-7-4	Allowed one PPG	12-11-2
Scored two PPG	3-2-0	Allowed two PPG	3-3-1
Scored three (or more) PPG	0-0-0	Allowed three (or more) PPG	0-0-0

MISCELLANEOUS

	W-L-OTL	W-L-OTL	
Afternoon Game	2-1-1	Night Game (5 p.m. or later)	40-30-8
1st Half of Back-to-Back	7-7-1	Second Half of Back-to-Back	8-5-2
Blue Uniform	18-7-2	White Uniform	17-18-6
Third Uniform	4-3-1	Reverse Retro	3-3-0



GAME-BY-GAME RESULTS

NO.	DATE	OPPONENT	SCORE	GW GOAL	GOALIES OF RECORD (W/L)	RECORD
1.	Oct. 13	vs. Florida	L 3-1	Patric Hornqvist	Bobrovsky/Sorokin	0-1-0
2.	Oct. 15	vs. Anaheim	W 7-1	Noah Dobson	Sorokin/Gibson	1-1-0
3.	Oct. 18	vs. San Jose	W 5-2	Oliver Wahlstrom	Varlamov/Reimer	2-1-0
4.	Oct. 20	vs. New Jersey	L 4-1	Ondrej Palat	Blackwood/Sorokin	2-2-0
5.	Oct. 22	at Tampa Bay	L 5-3	Nick Paul	Elliott/Sorokin	2-3-0
6.	Oct. 23	at Florida	L 3-2	Ryan Lomberg	Knight/Varlamov	2-4-0
7.	Oct. 26	vs. NY Rangers	W 3-0	Kyle Palmieri	Sorokin/Halak	3-4-0
8.	Oct. 28	at Carolina	W 6-2	Josh Bailey	Sorokin/Andersen	4-4-0
9.	Oct. 29	vs. Colorado	W 5-4	Brock Nelson	Varlamov/Georgiev	5-4-0
10.	Nov. 1	at Chicago	W 3-1	Brock Nelson	Sorokin/Soderblom	6-4-0
11.	Nov. 3	at St. Louis	W 5-2	Josh Bailey	Sorokin/Binningtom	7-4-0
12.	Nov. 5	at Detroit	L 3-0	Lucas Raymond	Husso/Varlamov	7-5-0
13.	Nov. 7	vs. Calgary	W/OT 4-3	Noah Dobson	Sorokin/Markstrom	8-5-0
14.	Nov. 8	at NY Rangers	W 4-3	Anders Lee	Varlamov/Shesterkin	9-5-0
15.	Nov. 10	vs. Arizona	L 2-0	Travis Boyd	Vejmelka/Sorokin	9-6-0
16.	Nov. 12	vs. Columbus	W/OT 4-3	Zach Parise	Sorokin/Korpisalo	10-6-0
17.	Nov. 14	at Ottawa	W 4-2	Jean-Gabriel Pageau	Varlamov/Talbot	11-6-0
18.	Nov. 17	at Nashville	L 5-4	Juuso Parssinen	Saros/Sorokin	11-7-0
19.	Nov. 19	at Dallas	L 5-2	Jamie Benn	Oettinger/Varlamov	11-8-0
20.	Nov. 21	at Toronto	W/OT 3-2	Anthony Beauvillier	Sorokin/Kallgren	12-8-0
21.	Nov. 23	vs. Edmonton	W 3-0	Jean-Gabriel Pageau	Sorokin/Campbell	13-8-0
22.	Nov. 25	at Columbus	W 3-2	Brock Nelson	Sorokin/Korpisalo	14-8-0
23.	Nov. 26	vs. Philadelphia	W 5-2	Brock Nelson	Varlamov/Sandstrom	15-8-0
24.	Nov. 29	at Philadelphia	L 3-1	Kevin Hayes	Hart/Sorokin	15-9-0
25.	Dec. 2	vs. Nashville	L 4-1	Roman Josi	Lankinen/Sorokin	15-10-0
26.	Dec. 4	vs. Chicago	W 3-0	Matt Martin	Varlamov/Sorokin	16-10-0
27.	Dec. 6	vs. St. Louis	L 7-4	Colton Parayko	Greiss/Sorokin	16-11-0
28.	Dec. 9	at New Jersey	W 6-4	Brock Nelson	Varlamov/Schmid	17-11-0
29.	Dec. 10	vs. Carolina	L 3-0	Paul Stastny	Kochetkov/Sorokin	17-12-0
30.	Dec. 13	at Boston	L/SO 4-3	David Pastrnak	Ullmark/Varlamov	17-12-1
31.	Dec. 16	at Arizona	L 5-4	Clayton Keller	Vejmelka/Sorokin	17-13-1
32.	Dec. 17	at Vegas	W 5-2	Simon Holmstrom	Varlamov/Thompson	18-13-1
33.	Dec. 19	at Colorado	L/SO 1-0	Evan Rodrigues	Georgiev/Sorokin	18-13-2
34.	Dec. 22	at NY Rangers	L 5-3	Kaapo Kakko	Shesterkin/Sorokin	18-14-2
35.	Dec. 23	vs. Florida	W 5-1	Ryan Pulock	Sorokin/Bobrovsky	19-14-2
36.	Dec. 27	vs. Pittsburgh	W 5-1	Mathew Barzal	Sorokin/Jarry	20-14-2
37.	Dec. 29	vs. Columbus	W 2-1	Mathew Barzal	Sorokin/Korpisalo	21-14-2
38.	Jan. 1	at Seattle	L 4-1	Eeli Tolvanen	Jones/Sorokin	21-15-2
39.	Jan. 3	at Vancouver	W 6-2	Mathew Barzal	Sorokin/Martin	22-15-2
40.	Jan. 5	at Edmonton	L 4-2	Dylan Holloway	Campbell/Sorokin	22-16-2
41.	Jan. 6	at Calgary	L 4-1	Blake Coleman	Markstrom/Varlamov	22-17-2
42.	Jan. 10	vs. Dallas	L/SO 2-1	Jason Robertson	Oettinger/Sorokin	22-17-3
43.	Jan. 12	vs. Minnesota	L 3-1	Frederick Gaudreau	Gustavsson/Sorokin	22-18-3
44.	Jan. 14	vs. Montreal	W 2-1	Anthony Beauvillier	Sorokin/Montembeault	23-18-3
45.	Jan. 16	vs. Washington	L/OT 4-3	Dmitry Orlov	Kuemper/Sorokin	23-18-4
46.	Jan. 18	vs. Boston	L 4-1	Derek Forbort	Ullmark/Varlamov	23-19-4
47.	Jan. 19	at Buffalo	L/OT 3-2	Dylan Cozens	Sorokin/Luukkonen	23-19-5
48.	Jan. 21	vs. Carolina	L 5-2	Sebastian Aho	Sorokin/Andersen	23-20-5
49.	Jan. 23	at Toronto	L 5-2	Calle Jarnkrok	Samsonov/Sorokin	23-21-5
50.	Jan. 25	at Ottawa	W 2-1	Claude Giroux	Talbot/Varlamov	23-22-5
51.	Jan. 27	vs. Detroit	W 2-0	Anders Lee	Sorokin/Hellberg	24-22-5
52.	Jan. 28	vs. Vegas	W/OT 2-1	Mathew Barzal	Varlamov/Thompson	25-22-5
53.	Feb. 6	at Philadelphia	W 2-1	Mathew Barzal	Varlamov/Hart	26-22-5
54.	Feb. 7	vs. Seattle	W 4-0	Samuel Bolduc	Sorokin/Jones	27-22-5



GAME-BY-GAME RESULTS

NO.	DATE	OPPONENT	SCORE	GW GOAL	GOALIES OF RECORD (W/L)	RECORD
55	Feb. 9	vs. Vancouver	L 6-5	Anthony Beauvillier	Sorokin/Delia	27-23-5
56	Feb. 11	at Montreal	L/OT 4-3	Mike Matheson	Montembeault/Varlamov	27-23-6
57	Feb. 14	vs. Ottawa	L/SO 3-2	Tim Stutzle	Mandolese/Sorokin	27-23-7
58	Feb. 17	vs. Pittsburgh	W 5-4	Zach Parise	Sorokin/DeSmith	28-23-7
59	Feb. 18	at Boston	L 6-2	Trent Frederic	Ullmark/Varlamov	28-24-7
60	Feb. 20	at Pittsburgh	W 4-2	Anders Lee	Sorokin/Jarry	29-24-7
61	Feb. 22	vs. Winnipeg	W 2-1	Simon Holmstrom	Sorokin/Hellebuyck	30-24-7
62	Feb. 24	vs. Los Angeles	L 3-2	Gabriel Vilardi	Quick/Sorokin	30-25-7
63	Feb. 26	at Winnipeg	W 4-0	Bo Horvat	Varlamov/Rittich	31-25-7
64	Feb. 28	at Minnesota	L/SO 2-1	Frederick Gaudreau	Gustavsson/Sorokin	31-25-8
65	Mar. 4	vs. Detroit	W 4-1	Anders Lee	Sorokin/Nedeljkovic	32-25-8
66	Mar. 7	vs. Buffalo	W 3-2	Hudson Fasching	Sorokin/Luukkonen	33-25-8
67	Mar. 9	at Pittsburgh	W/OT 4-3	Brock Nelson	Sorokin/Jarry	34-25-8
68	Mar. 11	vs. Washington	L 5-1	T.J. Oshie	Kuemper/Varlamov	34-26-8
69	Mar. 14	at Los Angeles	L 5-2	Alex Iafallo	Korpisalo/Sorokin	34-27-8
70	Mar. 15	at Anaheim	W 6-3	Pierre Engvall	Sorokin/Gibson	35-27-8
71	Mar. 18	at San Jose	W 4-1	Kyle Palmieri	Sorokin/Kahkonen	36-27-8
72	Mar. 21	vs. Toronto	W 7-2	Cal Clutterbuck	Sorokin/Samsonov	37-27-8
73	Mar. 24	at Columbus	L/OT 5-4	Boone Jenner	Hutchinson/Sorokin	37-27-9
74	Mar. 25	vs. Buffalo	L 2-0	Kyle Okposo	Comrie/Varlamov	37-28-9
75	Mar. 27	vs. New Jersey	W 5-1	Kyle Palmieri	Sorokin/Vanecek	38-28-9
76	Mar. 29	at Washington	W/SO 2-1	Kyle Palmieri	Sorokin/Kuemper	39-28-9
77	Apr. 1	at Tampa Bay	L 5-0	Mikhail Sergachev	Vasilevskiy/Sorokin	39-29-9
78	Apr. 2	at Carolina	L 2-1	Jordan Martinook	Andersen/Sorokin	39-30-9
79	Apr. 6	vs. Tampa Bay	W 6-1	Brock Nelson	Sorokin/Elliott	40-30-9
80	Apr. 8	vs. Philadelphia	W 4-0	Scott Mayfield	Sorokin/Hart	41-30-9
81	Apr. 10	at Washington	L 5-2	Craig Smith	Kuemper/Sorokin	41-31-9
82	Apr. 12	vs. Montreal	W 4-2	Brock Nelson	Sorokin/Montembeault	42-31-9





2023-24
SEASON



MEDIA GUIDE



NEW YORK
ISLANDERS

NHL OPPONENTS



GREG CRONIN



CAM FOWLER

ISLANDERS VS. ANAHEIM DUCKS

ALL-TIME: 21-14-4-3

LAST REG. WIN: 03/15/23, NYI 6 at ANA 3

LAST REG. LOSS: 11/25/19, NYI 0 at ANA 3

OVERTIME RECORD: (W-L-T): 4-3-3

LAST OT DECISION: 12/21/17, ANA 5 vs. NYI 4

SHOOTOUT RECORD: 2-1

LAST SHOOTOUT: 12/21/19, ANA 6 at NYI 5

Records are based on W-L-T-OT

2023-24 MEETINGS

Wednesday, December 13 Islanders vs. Ducks 7:30PM

Sunday, March 10 Islanders at Ducks 8:00PM

2022-23 SERIES

HOME:	RESULT	SCORE:	GWG	POWER PLAY	PENALTY KILL	GOALTENDERS:
Oct. 15, 2022	Win	NYI 7, ANA 1	Dobson	0/44/4	Sorokin/Gibson
ROAD:	RESULT	SCORE:	GWG	POWER PLAY	PENALTY KILL	GOALTENDERS:
Mar. 15, 2023	Win	NYI 6, ANA 3	Engvall	0/11/2	Sorokin/Gibson

ALL-TIME SERIES

NEW YORK ISLANDERS HAT TRICKS (1):

PLAYER	DATE	LOCATION
Mark Parrish	11/24/01	vs. ANA

NEW YORK ISLANDERS SHUTOUTS (1):

PLAYER	DATE	LOCATION
Robin Lehner	01/20/19	vs. ANA
Ilya Sorokin	02/27/22	at ANA

NEW YORK ISLANDERS PENALTY SHOTS (0):

PLAYER/GOALIE	DATE	OUTCOME
None		

CLUB INFORMATION

Founded: 1993
Home Arena: Honda Center (17,174)
Address: 2695 East Katella Avenue, Anaheim, CA, 92806
Stanley Cups: 2007
General Manager: Bob Murray
Head Coach: Greg Cronin
2022-23 Record: 23-47-12 (58 pts)
2022-23 Finish: 8th in Pacific, 16th in West, 32nd in NHL
2023 Playoffs: Did not qualify

BROADCAST TEAMS

Television Play-by-Play: John Ahlers
Television Color Analyst: Brian Hayward
Radio Play-by-Play: Steve Carroll
Radio Color Analyst: Dan Wood

ANAHEIM DUCKS HAT TRICKS (2):

PLAYER	DATE	LOCATION
Ryan Getzlaf	12/21/13	vs. ANA
Hampus Lindholm	12/21/17	vs. ANA

ANAHEIM DUCKS SHUTOUTS (4):

PLAYER	DATE	LOCATION
Ron Tugnutt	12/28/93	vs. ANA
Jean-Sebastien Giguere	02/05/08	vs. ANA
Curtis McElhinney	11/10/10	at ANA
John Gibson	11/25/19	at ANA

ANAHEIM DUCKS PENALTY SHOTS (0):

PLAYER/GOALIE	DATE	OUTCOME
None		



NEW YORK ISLANDERS VS. ANAHEIM DUCKS

SEASON-BY-SEASON RECORD VS. NHL (SINCE 1993-94)

SEASON	OVERALL, W-L-T-OTL	HOME, W-L-T-OTL	ROAD, W-L-T-OTL
1993-94	33-46-5	14-26-2	19-20-3
1994-95	16-27-5	11-9-4	5-18-1
1995-96	35-39-8	22-15-4	13-24-4
1996-97	36-33-13	23-12-6	13-21-7
1997-98	26-43-13	12-23-6	14-20-7
1998-99	35-34-13	21-14-6	14-20-7
1999-00	34-33-12-3	19-13-7-2	15-20-5-1
2000-01	25-41-11-5	15-20-4-2	10-21-7-3
2001-02	29-42-8-3	15-19-5-2	14-23-3-1
2002-03	40-27-9-6	22-10-7-2	18-17-2-4
2003-04	29-35-10-8	19-11-7-4	10-24-3-4
2004-05	NHL	SEASON	LOCKOUT
2005-06	43-27-12	26-10-5	17-17-7
2006-07	48-20-14	26-6-9	22-14-5
2007-08	47-27-8	28-9-4	19-18-4
2008-09	42-33-7	20-18-3	22-15-4
2009-10	39-32-11	25-11-5	14-21-6
2010-11	47-30-5	26-13-2	21-17-3
2011-12	34-36-12	21-18-2	13-18-10
2012-13	30-12-6	16-7-1	14-5-5
2013-14	54-20-8	29-8-4	25-12-4
2014-15	51-24-7	26-12-3	25-12-4
2015-16	46-25-11	25-10-6	21-15-5
2016-17	46-23-13	29-8-4	17-15-9
2017-18	44-25-13	26-10-5	18-15-8
2018-19	35-37-10	19-14-8	16-23-2
2019-20	29-33-9	16-15-5	13-18-4
2020-21	17-30-9	6-18-4	11-12-5
2021-22	31-37-14	17-19-5	14-18-9
2022-23	23-47-12	12-25-4	11-22-8
TOTALS	1,044-918-107-206	586-403-58-91	458-515-49-115

Games could not result in a tie after the 2003-04 season


ISLANDERS SEASON-BY-SEASON RECORD VS. ANAHEIM (SINCE 1993-94)

SEASON	OVERALL, W-L-T-OTL	HOME, W-L-T-OTL	ROAD, W-L-T-OTL
1993-94	1-1-0	0-1-0	1-0-0
1994-95	---	---	---
1995-96	1-1-0	1-0-0	0-1-0
1996-97	1-0-1	1-0-0	0-0-1
1997-98	1-1-0	0-1-0	1-0-0
1998-99	0-0-2	0-0-1	0-0-1
1999-00	1-0-0-0	---	1-0-0-0
2000-01	0-2-0-0	0-1-0-0	0-1-0-0
2001-02	1-0-0-0	1-0-0-0	---
2002-03	0-0-1-0	0-0-0-0	0-0-1-0
2003-04	2-0-0-0	1-0-0-0	1-0-0-0
2004-05	NHL	SEASON	LOCKOUT
2005-06	---	---	---
2006-07	1-0-0	---	1-0-0
2007-08	0-1-0	0-1-0	---
2008-09	1-0-0	1-0-0	---
2009-10	0-0-1	---	0-0-1
2010-11	1-1-0	1-0-0	0-1-0
2011-12	0-1-0	0-0-0	0-1-0
2012-13	---	---	---
2013-14	0-2-0	0-1-0	0-1-0
2014-15	1-1-0	0-1-0	1-0-0
2015-16	2-0-0	1-0-0	1-0-0
2016-17	2-0-0	1-0-0	1-0-0
2017-18	0-1-1	0-0-1	0-1-0
2018-19	1-1-0	1-0-0	0-1-0
2019-20	0-1-1	0-0-1	0-1-0
2020-21	---	---	---
2021-22	2-0-0	1-0-0	1-0-0
2022-23	2-0-0	1-0-0	1-0-0
TOTALS	21-14-4-3	11-6-1-2	10-8-3-1





ANDRÉ TOURIGNY



CLAYTON KELLER

ISLANDERS VS. ARIZONA COYOTES

ALL-TIME: 42-28-12-3

LAST REG. WIN: 01/21/22, NYI 4 vs. ARI 0

LAST REG. LOSS: 12/16/22, NYI 4 at ARI 5

OVERTIME RECORD: (W-L-T): 1-3-8

LAST OT DECISION: 01/23/18, NYI 2 at ARI 3

SHOOTOUT RECORD: 1-2

LAST SHOOTOUT: 1/7/17, NYI 1 at ARI 2

Records are based on W-L-T-OT

2023-24 MEETINGS

Tuesday, October 17 Islanders vs. Coyotes 7:30PM

Thursday, January 4 Islanders at Coyotes 9:00PM

2022-23 SERIES

HOME:	RESULT	SCORE:	GWG	POWER PLAY	PENALTY KILL	GOALTENDERS:
Nov. 10, 2022	Loss	ARI 2, NYI 0	Boyd	0/32/3	Vejmelka/Sorokin
ROAD:	RESULT	SCORE:	GWG	POWER PLAY	PENALTY KILL	GOALTENDERS:
Dec. 16, 2022	Loss	ARI 5, NYI 4	Keller	0/55/5	Vejmelka/Sorokin

ALL-TIME SERIES

NEW YORK ISLANDERS HAT TRICKS (5):

PLAYER	DATE	LOCATION
Mike Bossy	12/14/80	at WPG
John Tonelli	12/18/84	vs. WPG
Randy Wood	01/19/90	at WPG
Zigmund Palffy	03/03/96	vs. WPG
John Tavares	10/24/17	vs. ARI

NEW YORK ISLANDERS SHUTOUTS (8):

PLAYER	DATE	LOCATION
Billy Smith	12/02/79	at WPG
Glenn Resch	02/12/80	vs. WPG
Bill Smith	03/20/88	at WPG
Tommy Salo	12/06/97	vs. PHX
Jaroslav Halak	11/08/14	at ARI
Robin Lehner	03/24/19	vs. ARI
Ilya Sorokin	10/23/21	at ARI
Ilya Sorokin	01/21/22	vs. ARI

NEW YORK ISLANDERS PENALTY SHOTS (2):

PLAYER/GOALIE	DATE	OUTCOME
Anders Kallur/Pierre Hamel	12/14/80 at WPG	Failed
Brad Isbister/Sean Burke	01/10/00 at PHX	Scored

CLUB INFORMATION

Founded: 1972 (Winnipeg-WHA), 1979 (NHL), 1996 (Arizona)
 Home Arena: Mullett Arena (4,700)
 Address: 411 S. Packard Drive Tempe, AZ 85281
 Stanley Cups: None
 General Manager: Bill Armstrong
 Head Coach: André Tourigny
 2022-23 Record: 28-40-14 (70 pts)
 2022-23 Finish: 7th in Central, 13th in West, 27th in NHL
 2023 Playoffs: Did not Qualify

BROADCAST TEAMS

Television Play-by-Play: Matt McConnell
 Television Color Analyst: Tyson Nash
 Radio Play-by-Play: Bob Heethuis

ARIZONA COYOTES HAT TRICKS (3):

PLAYER	DATE	LOCATION
Dale Hawerchuk	01/26/89	vs. WPG
Alexei Zhamnov	11/09/93	vs. WPG
Shane Doan	01/07/12	at PHX

ARIZONA COYOTES SHUTOUTS (4):

PLAYER	DATE	LOCATION
Markus Mattsson	02/12/80	vs. WPG
Sean Burke	03/09/00	at PHX
Louis Domingue	12/19/15	at ARI
Karel Vejmelka	11/10/22	vs. ARI

ARIZONA COYOTES PENALTY SHOTS (0):

PLAYER	DATE	OUTCOME
None		



NEW YORK ISLANDERS VS. ARIZONA COYOTES

SEASON-BY-SEASON RECORD VS. NHL (SINCE 1979-80)

SEASON	OVERALL, W-L-T-OTL	HOME, W-L-T-OTL	ROAD, W-L-T-OTL
1979-80	20-49-11	13-19-8	7-30-3
1980-81	9-57-14	7-25-8	2-32-6
1981-82	33-33-14	18-13-9	15-20-5
1982-83	33-39-8	22-16-2	11-23-6
1983-84	31-38-11	17-15-8	14-23-3
1984-85	43-27-10	21-13-6	22-14-4
1985-86	26-47-7	18-19-3	8-28-4
1986-87	40-32-8	25-12-3	15-20-5
1987-88	33-36-11	20-14-6	13-22-5
1988-89	26-42-12	17-18-5	9-24-7
1989-90	37-32-11	22-13-5	15-19-6
1990-91	26-43-11	17-18-5	9-25-6
1991-92	33-32-15	20-14-6	13-18-9
1992-93	40-37-7	23-16-3	17-21-4
1993-94	24-51-9	15-23-4	9-28-5
1994-95	16-25-7	10-10-4	6-15-3
1995-96	36-40-6	22-16-3	14-24-3
1996-97	38-37-7	15-19-7	23-18-0
1997-98	35-35-12	19-16-6	16-19-6
1998-99	39-31-12	23-13-5	16-18-7
1999-00	39-31-8-4	22-16-2-1	17-15-6-3
2000-01	35-27-17-3	21-11-7-2	14-16-10-1
2001-02	40-27-9-6	27-8-3-3	13-19-6-3
2002-03	31-35-11-5	17-16-6-2	14-19-5-3
2003-04	22-36-18-6	11-19-7-4	11-17-11-2
2004-05	NHL	SEASON	LOCKOUT
2005-06	38-39-5	19-18-4	19-21-1
2006-07	31-46-5	18-20-3	13-26-2
2007-08	38-37-7	17-20-4	21-17-3
2008-09	36-39-7	23-15-3	13-24-4
2009-10	50-25-7	29-10-2	21-15-5
2010-11	43-26-13	21-13-7	22-13-6
2011-12	42-27-13	22-13-6	20-14-7
2012-13	21-18-9	14-8-2	7-10-7
2013-14	37-30-15	22-14-5	15-16-10
2014-15	24-50-8	11-25-5	13-25-3
2015-16	35-39-8	22-15-4	13-24-4
2016-17	30-42-10	18-18-5	12-24-5
2017-18	29-41-12	16-21-4	13-20-8
2018-19	39-35-8	20-17-4	19-18-4
2019-20	33-29-8	17-12-4	16-17-4
2020-21	24-26-6	12-12-4	12-14-2
2021-22	25-50-7	11-27-3	14-23-4
2022-23	28-40-14	21-15-5	7-25-9
TOTALS	1,388-1,558-266-186	795-685-131-86	593-873-135-100

Games could not result in a tie after the 2003-04 season


NEW YORK ISLANDERS SEASON-BY-SEASON RECORD VS. ARIZONA (SINCE 1979-80)

SEASON	OVERALL, W-L-T-OTL	HOME, W-L-T-OTL	ROAD, W-L-T-OTL
1979-80	2-0-2	1-0-1	1-0-1
1980-81	3-0-1	1-0-1	2-0-0
1981-82	2-1-0	1-0-0	1-1-0
1982-83	1-1-1	1-0-1	0-1-0
1983-84	1-2-0	0-1-0	1-1-0
1984-85	2-1-0	1-1-0	1-0-0
1985-86	2-0-1	0-0-1	2-0-0
1986-87	1-1-1	1-0-1	0-1-0
1987-88	2-1-0	1-0-0	1-1-0
1988-89	2-1-0	1-1-0	1-0-0
1989-90	2-1-0	0-1-0	2-0-0
1990-91	2-1-0	2-0-0	0-1-0
1991-92	1-1-1	1-0-1	0-1-0
1992-93	0-1-1	0-1-0	0-0-1
1993-94	1-1-0	0-1-0	1-0-0
1994-95	---	---	---
1995-96	1-1-0	0-1-0	1-0-0
1996-97	1-0-1	1-0-0	0-0-1
1997-98	1-1-0	1-0-0	0-1-0
1998-99	0-1-1	0-0-1	0-1-0
1999-00	0-1-1-0	0-0-1-0	0-1-0-0
2000-01	0-1-1-0	0-1-0-0	0-0-1-0
2001-02	0-1-0-0	---	0-1-0-0
2002-03	0-1-0-0	0-1-0-0	---
2003-04	1-0-0-0	---	1-0-0-0
2004-05	NHL	SEASON	LOCKOUT
2005-06	---	---	---
2006-07	0-1-0	---	0-1-0
2007-08	1-0-0	1-0-0	---
2008-09	1-1-0	1-0-0	0-1-0
2009-10	1-0-0	---	1-0-0
2010-11	0-0-1	0-0-1	---
2011-12	0-1-0	---	0-1-0
2012-13	---	---	---
2013-14	1-1-0	1-0-0	0-1-0
2014-15	2-0-0	1-0-0	1-0-0
2015-16	1-1-0	1-0-0	0-1-0
2016-17	1-0-1	1-0-0	0-0-1
2017-18	1-0-1	1-0-0	0-0-1
2018-19	2-0-0	1-0-0	1-0-0
2019-20	1-1-0	1-0-0	0-1-0
2020-21	---	---	---
2021-22	2-0-0	1-0-0	1-0-0
2022-23	0-2-0	0-1-0	0-1-0
TOTALS	42-28-12-3	23-10-8-1	19-18-4-2





JIM MONTGOMERY



BRAD MARCHAND

ISLANDERS VS. BOSTON BRUINS

ALL-TIME: 66-92-21-7

LAST REG. WIN: 02/17/22, NYI 4 vs. BOS 1

LAST REG. LOSS: 02/18/23, BOS 6 vs. NYI 2

Records are based on W-L-T-OT

2023-24 MEETINGS

Thursday, November 9	Islanders at Bruins	7:00PM
Friday, December 15	Islanders vs. Bruins	7:30PM
Saturday, March 2	Islanders vs. Bruins	7:30PM

2022-23 SERIES

HOME:	RESULT	SCORE:	GWG	POWER PLAY	PENALTY KILL	GOALTENDERS:
Jan. 18, 2023	Loss	BOS 4, NYI 1	Forbort	0/6	3/4	Ullmark/Varlamov
ROAD:	RESULT	SCORE:	GWG	POWER PLAY	PENALTY KILL	GOALTENDERS:
Dec. 13, 2022	SO Loss	BOS 4, NYI 3	Pastrnak	0/3	1/2	Ullmark/Varlamov
Feb. 18, 2023	Loss	BOS 6, NYI 2	Frederic	0/2	1/3	Ullmark/Varlamov

ALL-TIME SERIES

NEW YORK ISLANDERS HAT TRICKS (4):

PLAYER	DATE	LOCATION
Mike Bossy	03/13/79	vs. BOS
Zigmund Palffy	03/05/96	vs. BOS
Zigmund Palffy	03/29/97	vs. BOS
Mark Parrish	01/03/03	vs. BOS

NEW YORK ISLANDERS SHUTOUTS (5):

PLAYER	DATE	LOCATION
Billy Smith	12/21/76	vs. BOS
Roberto Luongo	12/27/99	vs. BOS
Rick DiPietro	02/24/04	vs. BOS
Thomas Greiss	01/16/17	at BOS
Semyon Varlamov	01/18/21	vs. BOS

NEW YORK ISLANDERS PENALTY SHOTS (1):

PLAYER/GOALIE	DATE	OUTCOME
Frans Nielsen/Tuukka Rask	12/09/10 at BOS	Scored

CLUB INFORMATION

Founded:	1924
Home Arena:	TD Garden (17,850)
Address:	100 Legends Way, Boston, MA 02114
Stanley Cups:	6 (1929, '39, '41, '70, '72, 2011)
General Manager:	Don Sweeney
Head Coach:	Jim Montgomery
2022-23 Record:	65-12-5 (135 pts)
2022-23 Finish:	1st in Atlantic, 1st in East, 1st in NHL (President's Trophy)
2023 Playoffs:	Lost in First Round (FLA)

BROADCAST TEAMS

Television Play-by-Play:	Jack Edwards
Television Color Analyst:	Andy Brickley
Radio Play-by-Play:	Judd Sirott
Radio Color Analyst:	Bob Beers

BOSTON BRUINS HAT TRICKS (12):

PLAYER	DATE	LOCATION
Gregg Sheppard	10/29/72	at BOS
John Bucyk (4)	01/18/73	at BOS
John Bucyk (4)	01/05/74	vs. BOS
Dan Marcotte	04/02/77	vs. BOS
Ken Hodge Jr.	02/28/91	at BOS
Cam Neely	10/07/95	at BOS
Sergei Samsonov	04/09/98	at BOS
Jason Allison	02/04/99	at BOS
Jason Allison	03/31/01	at BOS
Marty McInnis	03/06/03	at BOS
Phil Kessel	04/12/09	vs. BOS
Patrice Bergeron	01/18/18	vs. BOS

BOSTON BRUINS SHUTOUTS (11):

PLAYER	DATE	LOCATION
Ed Johnston	03/13/73	vs. BOS
Ross Brooks	01/26/74	vs. BOS
Doug Keans	01/16/84	at BOS
Andy Moog	02/28/91	at BOS
Jon Casey	01/28/94	vs. BOS
Byron Dafeo	10/12/98	at BOS
Felix Potvin	02/24/04	vs. BOS
Tim Thomas	11/19/11	vs. BOS
Tuukka Rask	03/19/19	vs. BOS
Tuukka Rask	02/29/20	vs. BOS
Jeremy Swayman	04/16/21	at BOS

BOSTON BRUINS PENALTY SHOTS (0):

PLAYER/GOALIE	DATE	OUTCOME
None		



NEW YORK ISLANDERS VS. BOSTON BRUINS

SEASON-BY-SEASON RECORD VS. NHL (SINCE 1972-73)

SEASON	OVERALL, W-L-T-OTL	HOME, W-L-T-OTL	ROAD, W-L-T-OTL
1972-73	.51-22-5	27-10-2	24-12-3
1973-74	.52-17-9	33-4-2	19-13-7
1974-75	40-26-14	29-5-6	11-21-8
1975-76	48-15-17	27-5-8	21-10-9
1976-77	49-23-8	27-7-6	22-16-2
1977-78	51-18-11	29-6-5	22-12-6
1978-79	43-23-14	25-10-5	18-13-9
1979-80	46-21-13	27-9-4	19-12-9
1980-81	37-30-13	26-10-4	11-20-9
1981-82	43-27-10	24-12-4	19-15-6
1982-83	50-20-10	28-6-6	22-14-4
1983-84	49-25-6	25-12-3	24-13-3
1984-85	36-34-10	21-15-4	15-19-6
1985-86	37-31-12	24-9-7	13-22-5
1986-87	39-34-7	25-11-4	14-23-3
1987-88	44-30-6	24-13-3	20-17-3
1988-89	37-29-14	17-15-8	20-14-6
1989-90	46-25-9	23-13-4	23-12-5
1990-91	44-24-12	26-9-5	18-15-7
1991-92	36-32-12	23-11-6	13-21-6
1992-93	51-26-7	29-10-3	22-16-4
1993-94	42-29-13	20-14-8	22-15-5
1994-95	27-18-3	15-7-2	12-11-1
1995-96	40-31-11	22-14-5	18-17-6
1996-97	26-47-9	14-20-7	12-27-2
1997-98	39-30-13	19-16-6	20-14-7
1998-99	39-30-13	22-10-9	17-20-4
1999-00	24-33-19-6	12-17-11-1	12-16-8-5
2000-01	36-30-8-8	21-12-5-3	15-18-3-5
2001-02	43-24-6-9	23-11-2-5	20-13-4-4
2002-03	36-31-11-4	23-11-5-2	13-20-6-2
2003-04	41-19-15-7	18-12-9-2	23-7-6-5
2004-05	NHL	SEASON	LOCKOUT
2005-06	29-37-16	16-15-10	13-21-6
2006-07	35-41-6	18-19-4	17-22-2
2007-08	41-29-12	21-16-4	20-13-8
2008-09	53-19-10	29-6-6	24-13-4
2009-10	39-30-13	18-17-6	21-13-7
2010-11	46-25-11	22-13-6	24-12-5
2011-12	49-29-4	24-14-3	25-15-1
2012-13	28-14-6	16-5-3	12-9-3
2013-14	54-19-9	31-7-3	23-12-6
2014-15	41-27-14	24-10-7	17-17-7
2015-16	42-31-9	17-18-6	25-13-3
2016-17	44-31-7	23-17-1	21-14-6
2017-18	50-20-12	28-8-5	22-12-7
2018-19	49-24-9	29-9-3	20-15-6
2019-20	44-14-12	22-4-9	22-10-3
2020-21	33-16-7	18-7-3	15-9-4
2021-22	51-26-5	26-13-2	25-13-3
2022-23	65-12-5	34-4-3	31-8-2
TOTALS	2,115-1,298-340-201	1,164-548-168-97	951-750-172-104

Games could not result in a tie after the 2003-04 season

NEW YORK ISLANDERS SEASON-BY-SEASON RECORD VS. BOSTON (SINCE 1972-73)

SEASON	OVERALL, W-L-T-OTL	HOME, W-L-T-OTL	ROAD, W-L-T-OTL
1972-73	1-5-0	0-3-0	1-2-0
1973-74	1-4-0	1-2-0	0-2-0
1974-75	2-2-0	2-0-0	0-2-0
1975-76	0-2-2	0-2-0	0-0-2
1976-77	2-1-1	1-1-0	1-0-1
1977-78	3-1-0	2-0-0	1-1-0
1978-79	2-1-2	1-0-1	1-1-1
1979-80	1-3-0	1-1-0	0-2-0
1980-81	2-2-0	1-1-0	1-1-0
1981-82	1-2-0	1-0-0	0-2-0
1982-83	0-2-1	0-2-0	0-0-1
1983-84	0-2-1	0-1-0	0-1-1
1984-85	1-2-0	1-1-0	0-1-0
1985-86	1-0-2	1-0-0	0-0-2
1986-87	0-2-1	0-1-1	0-1-0
1987-88	2-1-0	1-0-0	1-1-0
1988-89	1-2-0	0-2-0	1-0-0
1989-90	1-1-1	0-0-1	1-1-0
1990-91	1-2-0	1-1-0	0-1-0
1991-92	2-1-0	1-1-0	1-0-0
1992-93	0-2-2	0-1-1	0-1-1
1993-94	0-4-0	0-2-0	0-2-0
1994-95	1-2-0	1-1-0	0-1-0
1995-96	1-1-2	1-0-1	0-1-1
1996-97	3-1-0	2-0-0	1-1-0
1997-98	1-2-1	0-1-1	1-1-0
1998-99	3-1-0	2-0-0	1-1-0
1999-00	3-1-0-0	1-1-0-0	2-0-0-0
2000-01	1-3-0-0	1-1-0-0	0-2-0-0
2001-02	2-1-1-0	0-1-1-0	2-0-0-0
2002-03	1-2-1-0	1-0-1-0	0-2-0-0
2003-04	0-0-3-1	0-0-2-0	0-0-1-1
2004-05	NHL	SEASON	LOCKOUT
2005-06	4-0-0	2-0-0	2-0-0
2006-07	3-0-1	2-0-0	1-0-1
2007-08	1-3-0	1-1-0	0-2-0
2008-09	0-4-0	0-2-0	0-2-0
2009-10	2-1-1	1-1-0	1-0-1
2010-11	1-3-0	1-1-0	0-2-0
2011-12	1-3-0	0-2-0	1-1-0
2012-13	1-2-0	0-1-0	1-1-0
2013-14	2-1-0	1-1-0	1-0-0
2014-15	1-2-0	0-1-0	1-1-0
2015-16	0-3-0	0-2-0	0-1-0
2016-17	2-1-0	0-1-0	2-0-0
2017-18	0-3-0	0-2-0	0-1-0
2018-19	0-2-1	0-1-0	0-1-1
2019-20	1-1-1	0-1-1	1-0-0
2020-21	5-2-1	4-0-0	1-2-1
2021-22	2-1-0	2-0-0	0-1-0
2022-23	0-2-1	0-1-0	0-1-1
TOTALS	66-92-21-7	38-45-10-1	28-47-11-6





DON GRANATO



KYLE OKPOSO

ISLANDERS VS. BUFFALO SABRES

ALL-TIME: 81-77-18-11

LAST REG. WIN: 03/7/23, NYI 3 vs. BUF 2

LAST REG. LOSS: 03/25/23, BUF 2 at NYI 0

OVERTIME RECORD: (W-L-T): 8-4-10

LAST OT DECISION: 1/19/23, BUF 3 vs. NYI 2

SHOOTOUT RECORD: 2-7

LAST SHOOTOUT: 05/04/21, BUF 4 vs. NYI 3

Records are based on W-L-T-OT

2023-24 MEETINGS

Saturday, October 14	Islanders vs. Sabres	7:30PM
Saturday, October 21	Islanders at Sabres	7:00PM
Thursday, March 14	Islanders at Sabres	7:30PM

2022-23 SERIES

HOME:	RESULT	SCORE:	GWG	POWER PLAY	PENALTY KILL	GOALTENDERS:
Mar. 7, 2023	Win	NYI 3, BUF 2	Fasching	0/2	2/2	Sorokin/Luukkonen
Mar. 25, 2023	Loss	BUF 2, NYI 0	Okposo	0/2	3/3	Comrie/Varlamov

ROAD:	RESULT	SCORE:	GWG	POWER PLAY	PENALTY KILL	GOALTENDERS:
Jan. 19, 2023	OT Loss	BUF 3, NYI 2	Cozens	0/1	3/3	Luukkonen/Sorokin

ALL-TIME SERIES

NEW YORK ISLANDERS HAT TRICKS (5):

PLAYER	DATE	LOCATION
Bill Harris	03/03/74	at BUF
Pat LaFontaine	12/31/89	at BUF
Jeff Tambellini	10/31/09	vs BUF
John Tavares	01/15/11	vs.BUF
Michael Grabner	02/13/11	at BUF

NEW YORK ISLANDERS SHUTOUTS (17)

PLAYER	DATE	LOCATION
Glenn Resch	12/07/75	at BUF
Glenn Resch	12/04/76	vs. BUF
Glenn Resch	03/31/79	vs. BUF
Billy Smith	11/05/83	vs. BUF
Mark Fitzpatrick	12/05/89	vs. BUF
Glenn Healy	02/04/90	at BUF
Eric Fichaud	04/06/96	vs. BUF
Tommy Salo	12/17/97	vs. BUF
Chris Osgood	03/12/02	at BUF
Chris Osgood	12/31/02	at BUF
Rick DiPietro	10/11/03	at BUF
Yann Danis	02/28/09	vs. BUF
Martin Biron	10/31/09	vs. BUF
Evgeni Nabokov	02/23/13	at BUF
Jaroslav Halak	04/04/15	vs. BUF
Semyon Varlamov	11/02/19	at BUF
Ilya Sorokin	02/16/21	at BUF

NEW YORK ISLANDERS PENALTY SHOTS (6):

PLAYER/GOALIE	DATE	OUTCOME
Bryan Trottier/Tom Barrasso	01/05/85 vs. BUF	Failed
Marty McNis/Tom Draper	03/08/92 at BUF	Failed
Olli Jokinen/Dominik Hasek	03/04/00 vs. BUF	Scored
Doug Weight/Patrick Lalime	10/31/09 vs. BUF	Failed
John Tavares/Ryan Miller	02/09/13 vs. BUF	Failed
Anthony Beauvillier/Carter Hutton	03/30/19 vs BUF	Failed

CLUB INFORMATION

Founded:	1970
Home Arena:	KeyBank Center (19,070)
Address:	One Seymour H. Knox III Plaza, Buffalo, NY 14203
Stanley Cups:	None
General Manager:	Kevin Adams
Head Coach:	Don Granato
2022-23 Record:	42-33-7 (91 pts)
2022-23 Finish:	5th in Atlantic, 10th in East, 20th in NHL
2023 Playoffs:	Did not qualify

BROADCAST TEAMS

Television/Radio Play-by-Play:	Dan Dunleavy
Television/Radio Color Analyst:	Rob Ray

BUFFALO SABRES HAT TRICKS (6)

PLAYER	DATE	LOCATION
John Van Boxmeer	11/07/81	vs. BUF
Lindy Ruff	11/29/81	at BUF
Mike Foligno	12/29/85	at BUF
Dave Andreychuk	02/06/88	vs. BUF
Alexander Mogilny	01/03/92	at BUF
Drew Stafford	02/13/11	at BUF

BUFFALO SABRES SHUTOUTS (7)

PLAYER	DATE	LOCATION
Daren Puppa	11/12/88	vs. BUF
Dominik Hasek	11/09/00	at BUF
Martin Biron	12/30/00	vs. BUF
Martin Biron	03/07/02	vs. BUF
Ryan Miller	10/26/06	vs. BUF
Ryan Miller	11/04/09	at BUF
Eric Comrie	3/25/23	vs. BUF

BUFFALO SABRES PENALTY SHOTS (3):

PLAYER/GOALIE	DATE	OUTCOME
Miroslav Satan/Kevin Weekes	03/04/00 vs. BUF	Failed
Clarke MacCarthur/Dwayne Roloson	10/16/09 vs. BUF	Failed
Thomas Vanek/Evgeni Nabokov	01/14/12 vs. BUF	Failed



NEW YORK ISLANDERS VS. BUFFALO SABRES

SEASON-BY-SEASON RECORD VS. NHL (SINCE 1972-73)

SEASON	OVERALL, W-L-T-OTL	HOME, W-L-T-OTL	ROAD, W-L-T-OTL
1972-73	37-27-14	30-6-3	7-21-11
1973-74	32-34-12	23-10-6	9-24-6
1974-75	49-16-15	28-6-6	21-10-9
1975-76	46-21-13	28-7-5	18-14-8
1976-77	48-24-8	27-8-5	21-16-3
1977-78	25-7-8	19-12-9	44-19-17
1978-79	36-28-16	19-13-8	17-15-8
1979-80	47-17-16	27-5-8	20-12-8
1980-81	39-20-21	21-7-12	18-13-9
1981-82	39-26-15	23-8-9	16-18-6
1982-83	38-29-13	25-7-8	13-22-5
1983-84	48-25-7	25-9-6	23-16-1
1984-85	38-28-14	23-10-7	15-18-7
1985-86	37-37-6	23-16-1	14-21-5
1986-87	28-44-8	18-18-4	10-26-4
1987-88	37-32-11	19-14-7	18-18-4
1988-89	38-35-7	25-12-3	13-23-4
1989-90	45-27-8	27-11-2	18-16-6
1990-91	31-30-19	15-13-12	16-17-7
1991-92	31-37-12	22-13-5	9-24-7
1992-93	38-36-10	25-15-2	13-21-8
1993-94	43-32-9	22-17-3	21-15-6
1994-95	22-19-7	15-8-1	7-11-6
1995-96	33-42-7	19-17-5	14-25-2
1996-97	40-30-12	24-11-6	16-19-6
1997-98	36-29-17	20-13-8	16-16-9
1998-99	37-28-17	23-12-6	14-16-11
1999-00	35-32-11-4	21-14-5-1	14-18-6-3
2000-01	46-30-5-1	26-12-3-0	20-18-2-1
2001-02	35-35-11-1	20-16-5-0	15-19-6-1
2002-03	27-37-10-8	18-16-5-2	9-21-5-6
2003-04	37-34-7-4	21-13-4-3	16-21-3-1
2004-05	NHL	SEASON	LOCKOUT
2005-06	52-24-6	27-11-3	25-13-3
2006-07	53-22-7	28-10-3	25-12-4
2007-08	39-31-12	20-15-6	19-16-6
2008-09	41-32-9	23-15-3	18-17-6
2009-10	45-27-10	25-10-6	20-17-4
2010-11	43-29-10	21-16-4	22-13-6
2011-12	39-32-11	21-12-8	18-20-3
2012-13	21-21-6	11-10-3	10-11-3
2013-14	21-51-10	13-21-7	8-30-3
2014-15	23-51-8	14-22-5	9-29-3
2015-16	35-36-11	16-19-6	15-24-2
2016-17	33-37-12	20-15-6	13-22-6
2017-18	25-45-12	11-25-5	14-20-7
2018-19	33-39-10	21-15-5	12-24-5
2019-20	30-31-8	20-11-4	10-20-4
2020-21	15-34-7	8-16-4	7-18-3
2021-22	32-39-11	17-18-6	15-21-5
2022-23	42-33-7	17-20-4	25-13-3
TOTALS	1,839-1,554-375-185	1,060-645-178-94	779-909-197-91

Games could not result in a tie after the 2003-04 season

NEW YORK ISLANDERS SEASON-BY-SEASON RECORD VS. BUFFALO (SINCE 1972-73)

SEASON	OVERALL, W-L-T-OTL	HOME, W-L-T-OTL	ROAD, W-L-T-OTL
1972-73	0-5-1	0-2-1	0-3-0
1973-74	0-3-2	0-1-2	0-2-0
1974-75	0-2-2	0-1-1	0-1-1
1975-76	2-2-0	0-2-0	2-0-0
1976-77	3-1-1	2-1-0	1-0-1
1977-78	2-3-0	2-0-0	0-3-0
1978-79	1-2-1	1-1-0	0-1-1
1979-80	1-2-1	1-1-0	0-1-1
1980-81	2-2-0	1-1-0	1-1-0
1981-82	1-2-0	0-1-0	1-1-0
1982-83	1-2-0	1-1-0	0-1-0
1983-84	3-0-0	1-0-0	2-0-0
1984-85	2-1-0	1-1-0	1-0-0
1985-86	1-2-0	1-0-0	0-2-0
1986-87	1-1-1	0-1-1	1-0-0
1987-88	2-1-0	1-0-0	1-1-0
1988-89	0-3-0	0-2-0	0-1-0
1989-90	3-0-0	1-0-0	2-0-0
1990-91	0-2-1	0-1-1	0-1-0
1991-92	2-1-0	1-0-0	1-1-0
1992-93	1-1-1	1-0-0	0-1-1
1993-94	2-2-1	2-0-1	0-2-0
1994-95	1-2-1	1-1-0	0-1-1
1995-96	3-0-1	2-0-0	1-0-1
1996-97	1-3-0	0-2-0	1-1-0
1997-98	2-1-1	1-0-1	1-1-0
1998-99	1-2-1	1-1-0	0-1-1
1999-00	1-2-1-0	1-0-1-0	0-2-0-0
2000-01	0-3-0-1	0-2-0-0	0-1-0-1
2001-02	1-2-1-0	0-2-0-0	1-0-1-0
2002-03	3-1-0-0	2-0-0-0	1-1-0-0
2003-04	4-0-0-0	2-0-0-0	2-0-0-0
2004-05	NHL	SEASON	LOCKOUT
2005-06	0-3-1	0-1-1	0-2-0
2006-07	1-3-0	1-1-0	0-2-0
2007-08	2-2-0	1-1-0	1-1-0
2008-09	2-1-1	1-1-0	1-0-1
2009-10	2-2-0	2-0-0	0-2-0
2010-11	3-1-0	1-1-0	2-0-0
2011-12	2-1-1	1-0-1	1-1-0
2012-13	1-1-1	0-1-0	1-0-1
2013-14	2-0-1	1-0-1	1-0-0
2014-15	2-0-1	1-0-0	1-0-1
2015-16	1-1-1	0-1-1	1-0-0
2016-17	2-0-1	1-0-0	1-0-1
2017-18	2-1-0	2-0-0	0-1-0
2018-19	2-1-0	1-0-0	1-1-0
2019-20	2-0-0	1-0-0	1-0-0
2020-21	6-1-1	4-0-0	2-1-1
2021-22	1-2-0	1-0-0	0-2-0
2022-23	1-1-1	1-1-0	0-0-1
TOTALS	81-77-18-11	47-33-9-4	34-44-9-7





RYAN HUSKA



MIKAEL BACKLUND

ISLANDERS VS. CALGARY FLAMES

ALL-TIME: 51-51-20-0
LAST REG. WIN: 3/11/18, NYI 5 at CGY 2
LAST REG. LOSS: 1/6/23, CGY 4 vs. NYI 1

OVERTIME RECORD: (W-L-T): 4-1-3
LAST OT DECISION: 11/7/22, NYI 4 vs. CGY 3
SHOOTOUT RECORD: 1-0
LAST SHOOTOUT: 1/11/08, NYI 5 at CGY 4

Records are based on W-L-T-OT

2023-24 MEETINGS

Saturday, November 18... Islanders at Flames... 7:00PM
Saturday, February 10... Islanders vs. Flames... 1:00PM

2022-23 SERIES

Table with 7 columns: HOME, RESULT, SCORE, GWG, POWER PLAY, PENALTY KILL, GOALTENDERS. Rows for Nov 7, 2022 and Jan 6, 2023.

ALL-TIME SERIES

NEW YORK ISLANDERS HAT TRICKS (6):

Table with 3 columns: PLAYER, DATE, LOCATION. Lists hat tricks for Bryan Trottier and Mike Bossy.

CALGARY FLAMES HAT TRICKS (1):

Table with 3 columns: PLAYER, DATE, LOCATION. Lists hat trick for Kent Nilsson.

NEW YORK ISLANDERS SHUTOUTS (5):

Table with 3 columns: PLAYER, DATE, LOCATION. Lists shutouts for Bill Smith, Glenn Resch, and Jaroslav Halak.

CALGARY FLAMES SHUTOUTS (4):

Table with 3 columns: PLAYER, DATE, LOCATION. Lists shutouts for Phil Myre and Fred Brathwaite.

NEW YORK ISLANDERS PENALTY SHOTS (0):

Table with 3 columns: PLAYER/GOALIE, DATE, OUTCOME. Shows no penalty shots.

CALGARY FLAMES PENALTY SHOTS (2):

Table with 3 columns: PLAYER/GOALIE, DATE, OUTCOME. Lists penalty shots for Joe Mullen and Doug Gilmour.

CLUB INFORMATION

Founded: 1972 (Atlanta) 1980 (Calgary)
Home Arena: Scotiabank Saddledome (19,289)
Address: P.O. Box 1540, Station M, Calgary, AB T2P 3B9
Stanley Cups: 1989
General Manager: Craig Conroy
Head Coach: Ryan Huska
2022-23 Record: 38-27-17 (93 pts)
2022-23 Finish: 5th in Pacific, 9th in Western, 16th in NHL
2023 Playoffs: Did not qualify

BROADCAST TEAMS

Television Play-by-Play: Rick Ball
Television Color Analyst: Kelly Hrudey
Radio Play-by-Play: Derek Wills



NEW YORK ISLANDERS VS. CALGARY FLAMES

SEASON-BY-SEASON RECORD VS. NHL (SINCE 1972-73)

SEASON	OVERALL, W-L-T-OTL	HOME, W-L-T-OTL	ROAD, W-L-T-OTL
1972-73	25-38-15	16-16-7	9-22-8
1973-74	30-34-14	17-15-7	13-19-7
1974-75	34-31-15	24-9-7	10-22-8
1975-76	39-33-12	19-14-7	16-19-5
1976-77	34-34-12	22-11-7	12-23-5
1977-78	34-27-19	20-13-7	14-14-12
1978-79	41-31-8	25-11-4	16-20-4
1979-80	35-32-13	18-15-7	17-17-6
1980-81	39-27-14	25-5-10	14-22-4
1981-82	29-34-17	20-11-9	9-23-8
1982-83	32-34-14	21-12-7	11-22-7
1983-84	34-32-14	22-11-7	12-21-7
1984-85	41-27-12	23-11-6	18-16-6
1985-86	40-31-9	23-11-6	17-20-3
1986-87	46-31-3	25-13-2	21-18-1
1987-88	48-23-9	26-11-3	22-12-6
1988-89	54-17-9	32-4-4	22-13-5
1989-90	42-23-15	28-7-5	14-16-10
1990-91	46-26-8	29-8-3	17-18-5
1991-92	31-37-12	19-14-7	12-23-5
1992-93	43-30-11	23-14-5	20-16-6
1993-94	42-29-13	25-12-5	17-17-8
1994-95	24-17-7	15-7-2	9-10-5
1995-96	34-37-11	18-18-5	16-19-6
1996-97	32-41-9	21-18-2	11-23-7
1997-98	26-41-15	18-17-6	8-24-9
1998-99	30-40-12	15-20-6	15-20-6
1999-00	31-36-10-5	20-14-6-1	11-22-4-4
2000-01	27-36-15-4	12-18-9-2	15-18-6-2
2001-02	32-35-12-3	20-14-5-2	12-21-7-1
2002-03	29-36-13-4	14-16-10-1	15-20-3-3
2003-04	42-30-7-3	21-14-5-1	21-16-2-2
2004-05	NHL	SEASON	LOCKOUT
2005-06	46-25-11	30-7-4	16-18-7
2006-07	43-29-10	30-9-2	13-20-8
2007-08	42-30-10	21-11-9	21-19-1
2008-09	46-30-6	27-10-4	19-20-2
2009-10	40-32-10	20-17-4	20-15-6
2010-11	41-29-12	23-13-5	18-16-7
2011-12	37-29-16	23-12-6	14-17-10
2012-13	19-25-4	13-9-2	6-16-2
2013-14	35-40-7	19-19-3	16-21-4
2014-15	45-30-7	23-13-5	22-17-2
2015-16	35-40-7	21-16-4	14-24-3
2016-17	45-33-4	24-17-0	24-16-4
2017-18	37-35-10	17-20-4	20-15-6
2018-19	50-25-7	26-10-5	24-15-2
2019-20	36-27-7	16-13-4	20-14-3
2020-21	26-27-3	15-12-1	11-15-2
2021-22	50-21-11	25-9-7	25-12-4
2022-23	38-27-17	20-16-5	18-11-12
TOTALS	1,853-1,544-379-178	1,069-637-188-81	784-907-191-97

Games could not result in a tie after the 2003-04 season

NEWYORK ISLANDERS SEASON-BY-SEASON RECORD VS. CALGARY (SINCE 1972-73)

SEASON	OVERALL, W-L-T-OTL	HOME, W-L-T-OTL	ROAD, W-L-T-OTL
1972-73	0-4-1	0-2-0	0-2-1
1973-74	3-1-1	2-1-0	1-0-1
1974-75	1-2-3	1-0-2	0-2-1
1975-76	1-1-4	0-0-3	1-1-1
1976-77	6-0-0	3-0-0	3-0-0
1977-78	2-1-3	1-1-1	1-0-2
1978-79	6-2-0	4-0-0	2-2-0
1979-80	3-1-0	2-0-0	1-1-0
1980-81	1-1-2	1-0-1	0-1-1
1981-82	1-0-2	1-0-1	0-0-1
1982-83	2-0-1	1-0-0	1-0-1
1983-84	0-3-0	0-2-0	0-1-0
1984-85	1-2-0	1-0-0	0-2-0
1985-86	1-1-1	1-0-1	0-1-0
1986-87	0-2-1	0-1-0	0-1-1
1987-88	2-1-0	2-0-0	0-1-0
1988-89	0-2-1	0-1-0	0-1-1
1989-90	0-3-0	0-2-0	0-1-0
1990-91	2-1-0	1-0-0	1-1-0
1991-92	2-0-0	1-0-0	1-0-0
1992-93	2-0-0	1-0-0	1-0-0
1993-94	1-1-0	1-0-0	0-1-0
1994-95	---	---	---
1995-96	0-2-0	0-1-0	0-1-0
1996-97	1-1-0	1-0-0	0-1-0
1997-98	0-2-0	0-1-0	0-1-0
1998-99	0-1-0	---	0-1-0
1999-00	0-2-0-0	0-1-0-0	0-1-0-0
2000-01	0-1-0-0	0-1-0-0	---
2001-02	1-1-0-0	0-1-0-0	1-0-0-0
2002-03	0-1-0-0	0-1-0-0	---
2003-04	0-1-0-0	0-1-0-0	---
2004-05	NHL	SEASON	LOCKOUT
2005-06	1-0-0	1-0-0	---
2006-07	---	---	---
2007-08	1-0-0	---	1-0-0
2008-09	0-1-0	---	0-1-0
2009-10	1-0-0	1-0-0	---
2010-11	1-0-0	---	1-0-0
2011-12	1-0-0	1-0-0	---
2012-13	---	---	---
2013-14	0-2-0	0-1-0	0-1-0
2014-15	2-0-0	1-0-0	1-0-0
2015-16	2-0-0	1-0-0	1-0-0
2016-17	1-1-0	1-0-0	0-1-0
2017-18	1-1-0	0-1-0	1-0-0
2018-19	0-2-0	0-1-0	0-1-0
2019-20	0-0-0	0-0-0	0-0-0
2020-21	---	---	---
2021-22	0-2-0	0-1-0	0-1-0
2022-23	1-1-0	1-0-0	0-1-0
TOTALS	51-51-20-0	32-21-9-0	19-30-11-0





ROD BRIND'AMOUR



JORDAN STAAL

ISLANDERS VS. CAROLINA HURRICANES

ALL-TIME: 65-74-9-7

LAST REG. WIN: 10/28/22, NYI 6 at CAR 2

LAST REG. LOSS: 04/2/23, NYI 1 at CAR 2

OVERTIME RECORD: (W-L-T): 9-8-6

LAST OT DECISION: 3/7/20, NYI 2 vs. CAR 3

SHOOTOUT RECORD: 3-2

LAST SHOOTOUT: 1/19/20, NYI 1 at CAR 2

Records are based on W-L-T-OT

2023-24 MEETINGS

Saturday, November 4	Islanders vs. Hurricanes	7:30PM
Thursday, November 30	Islanders at Hurricanes	7:30PM
Tuesday, March 19	Islanders vs. Hurricanes	7:30PM

2022-23 SERIES

HOME:	RESULT	SCORE:	GWG	POWER PLAY	PENALTY KILL	GOALTENDERS:
Dec. 10, 2022	Loss	CAR 3, NYI 0	Stastny	0/3	0/2	Kochetkov/Sorokin
Jan. 21, 2023	Loss	CAR 5, NYI 2	Aho	0/2	3/3	Andersen/Sorokin

ROAD:	RESULT	SCORE:	GWG	POWER PLAY	PENALTY KILL	GOALTENDERS:
Oct. 28, 2022	Win	NYI 6, CAR 2	Bailey	0/1	3/3	Sorokin/Andersen
Apr. 2, 2023	Loss	CAR 2, NYI 1	Martinook	0/2	2/2	Andersen/ Sorokin

ALL-TIME SERIES

NEW YORK ISLANDERS HAT TRICKS (5):

PLAYER	DATE	LOCATION
Billy Harris	10/20/79	vs. HFD
Mike Bossy	11/15/83	vs. HFD
David Volek	12/20/90	vs. HFD
Benoit Hogue	10/24/92	vs. HFD
Derek King	01/24/97	at HFD

NEW YORK ISLANDERS SHUTOUTS (9):

PLAYER	DATE	LOCATION
Glenn Resch	11/20/80	vs. HFD
Kelly Hrudey	12/21/84	at HFD
Kelly Hrudey	02/20/88	vs. HFD
Tommy Salo	01/30/98	vs. CAR
Felix Potvin	11/10/99	at CAR
Chris Osgood	10/17/01	at CAR
Chris Osgood	12/28/02	vs. CAR
Jaroslav Halak	04/06/17	at CAR
Thomas Greiss	02/16/18	at CAR

NEW YORK ISLANDERS PENALTY SHOTS (2):

PLAYER/GOALIE	DATE	OUTCOME
Richard Park/John Grahame	10/27/07 vs. CAR	Failed
Doug Weight/Cam Ward	10/25/08 vs. CAR	Failed

CLUB INFORMATION

Founded: 1972 (New England-WHA), 1979 (Hartford-NHL), 1997 (Carolina)
Home Arena: PNC Arena (18,680)
Address: 1400 Edwards Mill Rd, Raleigh, NC 27607
Stanley Cups: 2006
President & General Manager: Don Waddell
Head Coach: Rod Brind'Amour
2022-23 Record: 52-21-9 (113 pts)
2022-23 Finish: 1st in Metropolitan, 2nd in Eastern, 2nd in NHL
2023 Playoffs: Lost Eastern Conference Final (FLA)

BROADCAST TEAMS

Television/Radio Play-by-Play: Mike Maiscalco
Television/Radio Color Analyst: Tripp Tracy

CAROLINA HURRICANES HAT TRICKS (10):

PLAYER	DATE	LOCATION
Jordy Douglas (4)	02/03/80	at HFD
Mark Johnson	02/12/83	vs. HFD
Kevin Dineen	03/06/90	vs. HFD
Pat Verbeek	02/28/93	at HFD
Rod Brind 'Amour	01/07/01	at CAR
Rod Brind'Amour	10/27/07	vs. CAR
Eric Staal	04/07/09	at CAR
Jiri Tlustý	10/11/14	vs. CAR
Jacob Slavin	03/13/17	vs. CAR
Sebastian Aho	1/21/23	vs. CAR

CAROLINA HURRICANES SHUTOUTS (7):

PLAYER	DATE	LOCATION
Sean Burke	01/08/94	at HFD
Eric Fichaud	10/30/99	vs. CAR
Kevin Weekes	11/26/03	vs. CAR
Martin Gerber	01/07/06	vs. CAR
Cam Ward	04/07/09	at CAR
Justin Peters	11/07/13	at CAR
Pyotr Kochetkov	12/10/22	vs. CAR

CAROLINA HURRICANES PENALTY SHOTS (4):

PLAYER/GOALIE	DATE	OUTCOME
Andrew Cassels/Ron Hextall	4/6/94 at HFD	Scored
Erik Cole/Rick DiPietro	4/2/04 at CAR	Failed
Erik Cole/Rick DiPietro	1/6/07 at CAR	Failed
Jeff Skinner/Thomas Greiss	3/13/17 vs. CAR	Scored



NEW YORK ISLANDERS VS. CAROLINA HURRICANES

SEASON-BY-SEASON RECORD VS. NHL (SINCE 1979-80)

SEASON	OVERALL, W-L-T-OTL	HOME, W-L-T-OTL	ROAD, W-L-T-OTL
1979-80	27-34-19	22-12-6	5-22-13
1980-81	21-41-18	14-17-9	7-24-9
1981-82	21-41-18	13-17-10	8-24-8
1982-83	19-54-7	13-22-5	6-32-2
1983-84	28-42-10	19-16-5	9-26-5
1984-85	30-41-9	17-18-5	13-23-4
1985-86	40-36-4	21-17-2	19-19-2
1986-87	43-30-7	26-9-5	17-21-2
1987-88	35-38-7	21-14-5	14-24-2
1988-89	37-38-5	21-17-2	16-21-3
1989-90	38-33-9	17-18-5	21-15-4
1990-91	31-38-11	18-16-6	13-22-5
1991-92	26-41-13	13-17-10	13-24-3
1992-93	26-52-6	12-25-5	14-27-1
1993-94	27-48-9	14-22-6	13-26-3
1994-95	19-24-5	12-10-2	7-14-3
1995-96	34-39-9	22-15-4	12-24-5
1996-97	32-39-11	23-15-3	9-24-8
1997-98	33-41-8	16-18-7	17-23-1
1998-99	34-30-18	20-12-9	14-18-9
1999-00	37-35-10-0	20-16-5-0	17-19-5-0
2000-01	38-32-9-3	23-15-3-0	15-17-6-3
2001-02	35-26-16-5	15-13-11-2	20-13-5-3
2002-03	22-43-11-6	12-17-9-3	10-26-2-3
2003-04	28-34-14-6	13-18-8-2	15-16-6-4
2004-05	NHL	SEASON	LOCKOUT
2005-06	52-22-8	31-8-2	21-14-6
2006-07	40-34-8	21-16-4	19-18-4
2007-08	43-33-6	24-13-4	19-20-2
2008-09	45-30-7	26-14-1	19-16-6
2009-10	35-37-10	21-17-3	14-20-7
2010-11	40-31-11	22-14-5	18-17-6
2011-12	33-33-16	20-14-7	13-19-9
2012-13	19-25-4	9-14-1	10-11-3
2013-14	36-35-11	18-17-6	18-18-5
2014-15	30-41-11	18-16-7	12-25-4
2015-16	35-31-16	19-15-7	16-16-9
2016-17	36-31-15	23-12-6	13-19-9
2017-18	36-35-11	19-16-6	17-19-6
2018-19	46-29-7	24-13-4	22-16-3
2019-20	38-25-5	19-12-2	19-13-3
2020-21	36-12-8	20-3-5	16-9-3
2021-22	54-20-8	29-8-4	25-12-4
2022-23	52-21-9	28-10-3	24-11-6
TOTALS	1,467-1,475-263-191	828-638-147-84	639-837-116-107

Games could not result in a tie after the 2003-04 season


NEW YORK ISLANDERS SEASON-BY-SEASON RECORD VS. CAROLINA (SINCE 1979-80)

SEASON	OVERALL, W-L-T-OTL	HOME, W-L-T-OTL	ROAD, W-L-T-OTL
1979-80	3-1-0	2-0-0	1-1-0
1980-81	2-0-2	2-0-0	0-0-2
1981-82	2-0-1	1-0-0	1-0-1
1982-83	2-1-0	1-1-0	1-0-0
1983-84	1-2-0	1-0-0	0-2-0
1984-85	1-1-1	0-1-1	1-0-0
1985-86	2-1-0	0-1-0	2-0-0
1986-87	1-2-0	1-1-0	0-1-0
1987-88	2-1-0	1-0-0	1-1-0
1988-89	1-2-0	1-1-0	0-1-0
1989-90	1-2-0	0-1-0	1-1-0
1990-91	2-0-1	1-0-1	1-0-0
1991-92	2-1-0	1-0-0	1-1-0
1992-93	2-1-1	1-0-1	1-1-0
1993-94	1-2-1	1-1-0	0-1-1
1994-95	1-2-0	1-0-0	0-2-0
1995-96	0-3-1	0-1-1	0-2-0
1996-97	2-1-1	1-1-0	1-0-1
1997-98	2-2-0	1-1-0	1-1-0
1998-99	0-5-0	0-3-0	0-2-0
1999-00	1-3-0-0	0-2-0-0	1-1-0-0
2000-01	1-3-0-0	1-1-0-0	0-2-0-0
2001-02	3-1-0-0	1-1-0-0	2-0-0-0
2002-03	2-2-0-0	1-1-0-0	1-1-0-0
2003-04	2-2-0-0	0-2-0-0	2-0-0-0
2004-05	NHL	SEASON	LOCKOUT
2005-06	1-3-0	1-1-0	0-2-0
2006-07	2-2-0	2-0-0	0-2-0
2007-08	2-1-1	0-1-1	2-0-0
2008-09	0-4-0	0-2-0	0-2-0
2009-10	2-2-0	1-1-0	1-1-0
2010-11	0-3-1	0-2-0	0-1-1
2011-12	4-0-0	2-0-0	2-0-0
2012-13	0-2-1	0-2-0	0-0-1
2013-14	1-3-0	0-2-0	1-1-0
2014-15	3-1-0	1-1-0	2-0-0
2015-16	2-1-1	1-0-1	1-1-0
2016-17	2-2-1	0-1-1	2-1-0
2017-18	2-2-0	1-1-0	1-1-0
2018-19	3-1-0	1-1-0	2-0-0
2019-20	0-1-2	0-0-1	0-1-1
2020-21	---	---	---
2021-22	1-2-0	0-1-0	1-1-0
2022-23	1-3-0	0-2-0	1-1-0
TOTALS	65-74-9-7	30-38-4-4	35-36-5-3





LUKE RICHARDSON



SETH JONES

ISLANDERS VS. CHICAGO BLACKHAWKS

ALL-TIME: 46-47-20-6

LAST REG. WIN: 12/4/22, NYI 3 vs. CHI 1

LAST REG. LOSS: 12/27/19, NYI 2 at CHI 5

OVERTIME RECORD: (W-L-T): 4-2-8

LAST OT DECISION: 01/03/19, NYI 3 vs CHI 2

SHOOTOUT RECORD: 0-4

LAST SHOOTOUT: 12/05/21, CHI 3 at NYI 2

Records are based on W-L-T-OT

2023-24 MEETINGS

Friday, January 19 Islanders at Blackhawks 8:30PM

Tuesday, April 2 Islanders vs. Blackhawks 7:30PM

CLUB INFORMATION

Founded: 1926
 Home Arena: United Center (19,717)
 Address: 1901 West Madison Street, Chicago, IL, 60612
 Stanley Cups: 6 (1934, '38, '61, 2010, '13, '15)
 General Manager: Kyle Davidson
 Head Coach: Luke Richardson
 2022-23 Record: 26-49-7 (59 pts)
 2022-23 Finish: 8th in Central, 15th in Western, 30th in NHL
 2023 Playoffs: Did not qualify

BROADCAST TEAMS

Television Play-by-Play: Chris Vosters
 Television Color Analyst: Darren Pang
 Radio Play-by-Play: John Wiedeman
 Radio Color Analyst: Troy Murray

2022-23 SERIES

HOME:	RESULT	SCORE:	GWG	POWER PLAY	PENALTY KILL	GOALTENDERS:
Dec. 4, 2022	Win	NYI 3, CHI 0	Martin	0/2	1/1	Varlamov/Soderblom
ROAD:	RESULT	SCORE:	GWG	POWER PLAY	PENALTY KILL	GOALTENDERS:
Nov. 1, 2022	Win	NYI 3, CHI 1	Nelson	1/4	3/4	Sorokin/Soderblom

ALL-TIME SERIES

NEW YORK ISLANDERS HAT TRICKS (12):

PLAYER	DATE	LOCATION
Garry Howatt	03/14/76	at CHI
Garry Howatt	03/16/77	at CHI
Bryan Trottier	10/27/79	vs. CHI
Mike Bossy	11/08/80	vs. CHI
Mike Bossy	12/21/80	at CHI
Mike Bossy	11/26/83	vs. CHI
Mike Bossy	01/18/84	at CHI
Billy Carroll	01/18/84	at CHI
Mike Bossy	03/08/87	at CHI
Pat LaFontaine	01/14/89	vs. CHI
Alexei Yashin (4)	03/25/03	at CHI
Blake Comeau	03/02/10	vs. CHI

CHICAGO BLACKHAWKS HAT TRICKS (6):

PLAYER	DATE	LOCATION
Dan Maloney	11/08/72	at CHI
Grant Mulvey	03/29/79	at CHI
Grant Mulvey	12/23/79	at CHI
Jeremy Roenick (4)	12/07/91	vs. CHI
Tony Amonte	03/16/97	at CHI
Eric Daze	12/07/01	at CHI

NEW YORK ISLANDERS SHUTOUTS (5):

PLAYER	DATE	LOCATION
Bill Smith	03/16/77	at CHI
Bill Smith	12/07/77	at CHI
Glenn Resch	12/21/80	at CHI
Mark Fitzpatrick	11/30/89	at CHI
Semyon Varlamov	12/4/22	vs. CHI

CHICAGO BLACKHAWKS SHUTOUTS (5):

PLAYER	DATE	LOCATION
Tony Esposito	02/16/74	vs. CHI
Tony Esposito	12/23/79	at CHI
Jocelyn Thibault	12/31/98	at CHI
Steve Passmore	11/12/99	at CHI
Corey Crawford	01/09/11	at CHI

NEW YORK ISLANDERS PENALTY SHOTS (0):

PLAYER/GOALIE	DATE	OUTCOME
None		

CHICAGO BLACKHAWKS PENALTY SHOTS (3):

PLAYER/GOALIE	DATE	OUTCOME
Pit Martin/Garry Desjardins	11/08/72 at CHI	Failed
Bill Gardner/Kelly Hrudey	10/03/84 vs. CHI	Scored
Doug Wilson/Bill Smith	10/13/85 at CHI	Failed



NEW YORK ISLANDERS VS. CHICAGO BLACKHAWKS

SEASON-BY-SEASON RECORD VS. NHL (SINCE 1972-73)

SEASON	OVERALL, W-L-T-OTL	HOME, W-L-T-OTL	ROAD, W-L-T-OTL
1972-73	42-27-9	26-9-4	16-18-5
1973-74	41-14-23	20-6-13	21-8-10
1974-75	37-35-8	24-12-4	13-23-4
1975-76	32-30-18	17-15-8	15-15-10
1976-77	26-43-11	19-16-5	7-27-6
1977-78	32-29-19	20-9-11	12-20-8
1978-79	29-36-15	18-12-10	11-24-5
1979-80	34-27-19	21-12-7	13-15-12
1980-81	31-33-16	21-11-8	10-22-8
1981-82	30-38-12	20-13-7	10-25-5
1982-83	47-23-10	29-8-3	18-15-7
1983-84	30-42-8	25-13-2	5-29-6
1984-85	38-35-7	22-16-2	16-19-5
1985-86	39-33-8	23-12-5	16-21-3
1986-87	29-37-14	18-13-9	11-24-5
1987-88	30-41-9	21-17-2	9-24-7
1988-89	27-41-12	16-14-10	11-27-2
1989-90	41-33-6	25-13-2	16-20-4
1990-91	49-23-8	28-8-4	21-15-4
1991-92	36-29-15	23-9-8	13-20-7
1992-93	47-25-12	25-11-6	22-14-6
1993-94	39-36-9	21-16-5	18-20-4
1994-95	24-19-5	11-10-3	13-9-2
1995-96	40-28-14	22-13-6	18-15-8
1996-97	34-35-13	16-21-4	18-14-9
1997-98	30-39-13	14-19-8	16-20-5
1998-99	29-41-12	20-17-4	9-24-8
1999-00	33-37-10-2	16-19-5-1	17-18-5-1
2000-01	29-40-8-5	14-21-4-2	15-19-4-3
2001-02	41-27-13-1	28-7-5-1	13-20-8-0
2002-03	30-33-13-6	17-15-7-2	13-18-6-4
2003-04	20-43-11-8	13-17-6-5	7-26-5-3
2004-05	NHL	SEASON	LOCKOUT
2005-06	26-43-13	16-19-6	10-24-7
2006-07	31-42-9	17-20-4	14-22-5
2007-08	40-34-8	23-16-2	17-18-6
2008-09	46-24-12	24-9-8	22-15-4
2009-10	52-22-8	29-8-4	23-14-4
2010-11	44-29-9	24-17-0	20-12-9
2011-12	45-26-11	27-8-6	18-18-5
2012-13	36-7-5	18-3-3	18-4-2
2013-14	46-21-15	27-7-7	19-4-8
2014-15	48-28-6	24-12-5	24-16-1
2015-16	47-26-9	26-11-4	21-15-5
2016-17	50-23-9	26-10-5	24-13-4
2017-18	33-39-10	18-18-5	15-21-5
2018-19	36-34-12	19-14-8	17-20-4
2019-20	32-30-8	16-14-4	16-16-4
2020-21	24-25-7	13-11-4	11-14-3
2021-22	28-42-12	14-21-6	14-21-6
2022-23	26-49-7	14-23-4	12-26-3
TOTALS	1,786-1,596-380-192	1,028-665-187-96	758-931-193-96

Games could not result in a tie after the 2003-04 season

NEW YORK ISLANDERS SEASON-BY-SEASON RECORD VS. CHICAGO (SINCE 1972-73)

SEASON	OVERALL, W-L-T-OTL	HOME, W-L-T-OTL	ROAD, W-L-T-OTL
1972-73	0-4-1	0-2-1	0-2-0
1973-74	1-2-2	0-1-1	1-1-1
1974-75	1-1-3	1-0-1	0-1-2
1975-76	3-1-1	2-0-1	1-1-0
1976-77	3-1-1	1-0-1	2-1-0
1977-78	2-1-2	1-0-2	1-1-0
1978-79	3-2-0	2-0-0	1-2-0
1979-80	2-1-1	1-0-1	1-1-0
1980-81	4-0-0	2-0-0	2-0-0
1981-82	3-0-0	2-0-0	1-0-0
1982-83	1-1-1	1-0-0	0-1-1
1983-84	3-0-0	2-0-0	1-0-0
1984-85	3-0-0	1-0-0	2-0-0
1985-86	0-2-1	0-1-1	0-1-0
1986-87	1-2-0	0-1-0	1-1-0
1987-88	0-1-2	0-0-2	0-1-0
1988-89	0-3-0	0-1-0	0-2-0
1989-90	1-2-0	0-2-0	1-0-0
1990-91	1-2-0	0-1-0	1-1-0
1991-92	0-2-1	0-1-0	0-1-1
1992-93	0-2-0	0-1-0	0-1-0
1993-94	0-1-1	0-0-1	0-1-0
1994-95	---	---	---
1995-96	0-1-1	0-0-1	0-1-0
1996-97	1-1-0	1-0-0	0-1-0
1997-98	0-2-0	0-1-0	0-1-0
1998-99	0-1-1	0-0-1	0-1-0
1999-00	0-1-1-0	0-0-1-0	0-1-0-0
2000-01	0-1-0-0	0-1-0-0	---
2001-02	0-1-0-0	---	0-1-0-0
2002-03	1-1-0-0	0-1-0-0	1-0-0-0
2003-04	1-0-0-0	1-0-0-0	0-0-0-0
2004-05	NHL	SEASON	LOCKOUT
2005-06	1-0-0	---	1-0-0
2006-07	1-0-0	1-0-0	---
2007-08	---	---	---
2008-09	1-0-0	---	1-0-0
2009-10	1-0-0	1-0-0	---
2010-11	0-1-0	---	0-1-0
2011-12	0-0-2	0-0-1	0-0-1
2012-13	---	---	---
2013-14	1-1-0	1-0-0	0-1-0
2014-15	1-1-0	1-0-0	0-1-0
2015-16	0-1-1	0-0-1	0-1-0
2016-17	0-1-1	0-1-0	0-0-1
2017-18	1-1-0	0-1-0	1-0-0
2018-19	1-0-1	1-0-0	0-0-1
2019-20	0-1-0	0-0-0	0-1-0
2020-21	---	---	---
2021-22	1-0-1	0-0-1	1-0-0
2022-23	2-0-0	1-0-0	1-0-0
TOTALS	46-47-20-6	24-16-15-3	22-31-5-3





JARED BEDNAR



GABRIEL LANDESKOG

ISLANDERS VS. COLORADO AVALANCHE

ALL-TIME: 43-40-4-4

LAST REG. WIN: 10/29/22, NYI 5 vs. COL 4

LAST REG. LOSS: 03/07/22, COL 5 vs. NYI 4

OVERTIME RECORD: (W-L-T): 5-4-2

LAST OT DECISION: 02/09/19, NYI 4 vs. COL 3

SHOOTOUT RECORD: 0-1

LAST SHOOTOUT: 12/19/22, COL 1 vs. NYI 0

Records are based on W-L-T-OT

2023-24 MEETINGS

Tuesday, October 24 Islanders vs. Avalanche 8:00PM

Tuesday, January 2 Islanders at Avalanche. 9:00PM

CLUB INFORMATION

Founded: 1972 (Quebec-WHA), 1979 (NHL), 1995 (Colorado)
Home Arena: Ball Arena (17,809)
Address: 1000 Chopper Circle, Denver, CO 80204
Stanley Cups: 3 (1996, 2001, 2022)
President of Hockey Operations: Joe Sakic
General Manager: Chris MacFarland
Head Coach: Jared Bednar
2022-23 Record: 51-24-7 (109 pts)
2022-23 Finish: 1st in Central, 3rd in West, 7th in NHL
2023 Playoffs: Lost First Round (SEA)

BROADCAST TEAMS

Television Play-by-Play: Marc Moser
Television Analyst: Mark Rycroft
Radio Play-by-Play/Analyst: Conor McGahey

2022-23 SERIES

HOME: **RESULT** **SCORE:** **GWG** **POWER PLAY** **PENALTY KILL** **GOALTENDERS:**
Oct. 29, 2022 Win NYI 5, COL 4 Nelson 0/3 1/2 Varlamov/Georgiev

ROAD: **RESULT** **SCORE:** **GWG** **POWER PLAY** **PENALTY KILL** **GOALTENDERS:**
Dec. 19, 2022 SO Loss COL 1, NYI 0 Rodrigues 0/1 2/2 Georgiev/Sorokin

ALL-TIME SERIES

NEW YORK ISLANDERS HAT TRICKS (3):

PLAYER	DATE	LOCATION
Butch Goring	03/30/80	at QUE
Anders Kallur	11/30/80	at QUE
Derek King (4)	12/31/90	vs. QUE

COLORADO AVALANCHE HAT TRICKS (6):

PLAYER	DATE	LOCATION
Real Cloutier	03/30/80	at QUE
Marc Tardif	01/31/81	at QUE
Dale Hunter	10/04/83	at QUE
Joe Sakic	10/22/88	vs. QUE
Peter Stastny	11/09/89	vs. QUE
Claude Lemieux	11/28/95	vs. COL

NEW YORK ISLANDERS SHUTOUTS (5):

PLAYER	DATE	LOCATION
Bill Smith	02/09/80	vs. QUE
Kelly Hrudey	03/06/88	at QUE
Jaroslav Halak	11/11/14	vs. COL
Semyon Varlamov	01/06/20	vs. COL
Ilya Sorokin	12/19/22	at COL

COLORADO AVALANCHE SHUTOUTS (3):

PLAYER	DATE	LOCATION
Patrick Roy	11/16/01	at COL
Semyon Varlamov	10/30/14	at COL
Alexandar Georgiev	12/19/22	at COL

NEW YORK ISLANDERS PENALTY SHOTS (1):

PLAYER/GOALIE	DATE	OUTCOME
Tom Chorske/Patrick Roy	03/07/98	Scored

COLORADO AVALANCHE PENALTY SHOTS (1):

PLAYER/GOALIE	DATE	OUTCOME
Matt Nieto/ Thomas Greiss	01/06/17	Failed



NEW YORK ISLANDERS VS. COLORADO AVALANCHE

SEASON-BY-SEASON RECORD VS. NHL (SINCE 1979-80)

SEASON	OVERALL, W-L-T-OTL	HOME, W-L-T-OTL	ROAD, W-L-T-OTL
1979-80	25-44-11	17-16-7	8-28-4
1980-81	30-32-18	18-11-11	12-21-7
1981-82	33-31-16	24-13-3	9-18-13
1982-83	34-34-12	23-10-7	11-24-5
1983-84	42-28-10	24-11-5	18-17-5
1984-85	41-30-9	24-12-4	17-18-5
1985-86	43-31-6	23-13-4	20-18-2
1986-87	31-39-10	20-13-7	11-26-3
1987-88	32-43-5	15-23-2	17-20-3
1988-89	27-46-7	16-20-4	11-26-3
1989-90	12-61-7	8-26-6	4-35-1
1990-91	16-50-14	9-23-8	7-27-6
1991-92	20-48-12	18-19-3	2-29-9
1992-93	47-27-10	23-17-2	24-10-8
1993-94	34-42-8	19-17-6	15-25-2
1994-95	30-13-5	19-1-4	11-12-1
1995-96	47-25-10	24-10-7	23-15-3
1996-97	49-24-9	26-10-5	23-14-4
1997-98	39-26-17	21-10-10	18-16-7
1998-99	44-28-10	21-14-6	23-14-4
1999-00	42-28-11-1	25-12-4-0	17-16-7-1
2000-01	52-16-10-4	28-6-5-2	24-10-5-2
2001-02	45-28-8-1	24-12-4-1	21-16-4-0
2002-03	42-19-13-8	21-9-8-3	21-10-5-5
2003-04	40-22-13-7	19-14-6-2	21-8-7-5
2004-05	NHL	SEASON	LOCKOUT
2005-06	43-30-9	25-10-6	18-20-3
2006-07	44-31-7	22-16-3	22-15-4
2007-08	44-31-7	27-12-2	17-19-5
2008-09	32-45-5	18-21-2	14-24-3
2009-10	43-30-9	24-14-3	19-16-6
2010-11	30-44-8	16-21-4	14-23-4
2011-12	41-35-6	22-17-2	19-18-4
2012-13	16-25-7	12-9-3	4-16-4
2013-14	52-22-8	26-11-4	26-11-4
2014-15	39-31-12	23-15-3	16-16-9
2015-16	39-39-4	17-20-4	22-19-0
2016-17	22-56-4	13-26-2	9-30-2
2017-18	43-30-9	28-11-2	15-19-7
2018-19	38-30-14	21-14-6	17-16-8
2019-20	42-20-8	18-9-6	24-11-2
2020-21	39-13-4	22-4-2	17-9-2
2021-22	56-19-7	32-5-4	24-14-3
2022-23	51-24-7	22-13-6	29-11-1
TOTALS	1,611-1,370-261-156	897-590-138-72	714-780-123-84

Games could not result in a tie after the 2003-04 season

NEW YORK ISLANDERS SEASON-BY-SEASON RECORD VS. COLORADO (SINCE 1979-80)

SEASON	OVERALL, W-L-T-OTL	HOME, W-L-T-OTL	ROAD, W-L-T-OTL
1979-80	4-0-0	2-0-0	2-0-0
1980-81	3-1-0	2-0-0	1-1-0
1981-82	1-1-1	1-0-1	0-1-0
1982-83	1-1-1	1-0-0	0-1-1
1983-84	1-2-0	1-1-0	0-1-0
1984-85	0-3-0	0-1-0	0-2-0
1985-86	1-2-0	1-1-0	0-1-0
1986-87	2-1-0	0-1-0	2-0-0
1987-88	2-1-0	1-1-0	1-0-0
1988-89	2-1-0	1-0-0	1-1-0
1989-90	1-2-0	1-1-0	0-1-0
1990-91	3-0-0	1-0-0	2-0-0
1991-92	1-1-1	1-0-0	0-1-1
1992-93	0-3-0	0-1-0	0-2-0
1993-94	2-2-0	1-1-0	1-1-0
1994-95	1-2-0	1-1-0	0-1-0
1995-96	0-2-0	0-1-0	0-1-0
1996-97	0-2-0	0-1-0	0-1-0
1997-98	0-2-0	0-1-0	0-1-0
1998-99	0-2-0	0-1-0	0-1-0
1999-00	2-0-0-0	1-0-0-0	1-0-0-0
2000-01	0-1-0-0	---	0-1-0-0
2001-02	1-1-0-0	1-0-0-0	0-1-0-0
2002-03	1-0-0-0	1-0-0-0	---
2003-04	0-0-1-0	---	0-0-1-0
2004-05	NHL	SEASON	LOCKOUT
2005-06	1-0-0	1-0-0	---
2006-07	---	---	---
2007-08	0-0-1	---	0-0-1
2008-09	1-0-0	1-0-0	---
2009-10	1-0-0	---	1-0-0
2010-11	2-0-0	1-0-0	1-0-0
2011-12	0-0-1	---	0-0-1
2012-13	---	---	---
2013-14	1-1-0	0-1-0	1-0-0
2014-15	1-1-0	1-0-0	0-1-0
2015-16	1-1-0	1-0-0	0-1-0
2016-17	1-0-1	1-0-0	0-0-1
2017-18	1-1-0	1-0-0	0-1-0
2018-19	2-0-0	1-0-0	1-0-0
2019-20	1-1-0	1-0-0	0-1-0
2020-21	---	---	---
2021-22	0-2-0	0-1-0	0-1-0
2022-23	1-0-1	1-0-0	0-0-1
TOTALS	43-40-4-4	28-15-1-0	15-25-3-4





PASCAL VINCENT



BOONE JENNER

ISLANDERS VS. COLUMBUS BLUE JACKETS

ALL-TIME: 25-16-1-8

LAST REG. WIN: 12/29/22, NYI 2 vs. CBJ 1

LAST REG. LOSS: 12/23/19, NYI 2 vs. CBJ 3

OVERTIME RECORD: (W-L-T): 5-4-1

LAST OT DECISION: 03/24/23, CBJ 5 vs. NYI 4

SHOOTOUT RECORD: 2-4

LAST SHOOTOUT: 2/9/16, NYI 3 at CBJ 2

Records are based on W-L-T-OT

2023-24 MEETINGS

Saturday, October 28	Islanders at Blue Jackets	7:00PM
Thursday, December 7	Islanders vs. Blue Jackets	7:30PM
Thursday, April 4	Islanders at Blue Jackets	7:00PM

CLUB INFORMATION

Founded: 2000
Home Arena: Nationwide Arena (18,144)
Address: 200 W. Nationwide Blvd, Columbus, OH 43215
Stanley Cups: None
General Manager & Alternate Governor: Jarmo Kekalainen
Head Coach: Pascal Vincent
2022-23 Record: 25-48-9 (59 pts)
2022-23 Finish: 8th in Metropolitan, 16th in Eastern, 31st in NHL
2023 Playoffs: Did not qualify

BROADCAST TEAMS

Television Play-by-Play: Jeff Rimer
Television Color Analyst: Jody Shelley
Radio Play-by-Play: Bob McElligott

2022-23 SERIES

HOME:	RESULT	SCORE:	GWG	POWER PLAY	PENALTY KILL	GOALTENDERS:
Nov. 12, 2022	OT Win	NYI 4, CBJ 3	Parise	0/2	1/2	Sorokin/Korpisalo
Dec. 29, 2022	Win	NYI 2, CBJ 1	Barzal	1/3	2/2	Sorokin/Korpisalo
ROAD:	RESULT	SCORE:	GWG	POWER PLAY	PENALTY KILL	GOALTENDERS:
Nov. 25, 2022	Win	NYI 3, CBJ 2	Nelson	1/4	2/4	Sorokin/Korpisalo
Mar. 24, 2023	OT Loss	CBJ 5, NYI 4	Jenner	1/1	2/4	Hutchinson/Sorokin

ALL-TIME SERIES

NEW YORK ISLANDERS HAT TRICKS (3):

PLAYER	DATE	LOCATION
Brock Nelson	01/12/15	vs. CBJ
Josh Bailey	12/14/17	at CBJ
Anders Lee	03/10/22	vs. CBJ

NEW YORK ISLANDERS SHUTOUTS (7):

PLAYER	DATE	LOCATION
Rick DiPietro	12/23/06	vs. CBJ
Evgeni Nabokov	03/23/14	vs. CBJ
Jaroslav Halak	10/20/15	at CBJ
Thomas Greiss	02/14/19	at CBJ
Thomas Griess	03/11/19	vs. CBJ
Thomas Greiss / Semyon Varlamov	11/30/19	vs. CBJ
Ilya Sorokin	03/10/22	vs. CBJ

NEW YORK ISLANDERS PENALTY SHOTS (0):

PLAYER/GOALIE	DATE	OUTCOME
None		

COLUMBUS BLUE JACKETS HAT TRICKS (0):

PLAYER	DATE	LOCATION
None		

COLUMBUS BLUE JACKETS SHUTOUTS (4):

PLAYER/GOALIE	DATE	LOCATION
Sergei Bobrovsky	04/06/14	at CBJ
Joonas Korpisalo	02/25/17	at CBJ
Sergei Bobrovsky	10/06/17	at CBJ
Sergei Bobrovsky	03/26/19	at CBJ

COLUMBUS BLUE JACKETS PENALTY SHOTS (0):

PLAYER/GOALIE	DATE	OUTCOME
None		



NEW YORK ISLANDERS VS. COLUMBUS BLUE JACKETS

SEASON-BY-SEASON RECORD VS. NHL (SINCE 2000-01)

SEASON	OVERALL, W-L-T-OTL	HOME, W-L-T-OTL	ROAD, W-L-T-OTL
2000-01	28-39-9-6	19-15-4-3	9-24-5-3
2001-02	22-47-8-5	14-18-5-4	8-29-3-1
2002-03	29-42-8-3	20-14-5-2	9-28-3-1
2003-04	25-45-8-4	17-18-4-2	8-27-4-2
2004-05	NHL	SEASON	LOCKOUT
2005-06	35-43-4	23-18-0	12-25-4
2006-07	33-42-7	18-19-4	15-23-3
2007-08	34-36-12	20-14-7	14-22-5
2008-09	41-31-10	25-13-3	16-18-7
2009-10	32-35-15	20-12-9	12-23-6
2010-11	34-35-13	17-19-5	17-16-8
2011-12	29-46-7	17-21-3	12-25-4
2012-13	24-17-7	14-5-5	10-12-2
2013-14	43-32-7	22-15-4	21-17-3
2014-15	42-35-5	19-20-2	23-15-3
2015-16	34-40-8	18-17-6	16-23-2
2016-17	50-24-8	28-12-1	22-12-7
2017-18	45-30-7	26-12-3	19-18-4
2018-19	47-31-4	22-17-2	25-14-2
2019-20	33-22-15	20-12-4	13-10-11
2020-21	18-26-12	11-9-8	7-17-4
2021-22	37-38-7	21-15-5	16-23-2
2022-23	25-48-9	16-23-2	9-25-7
TOTALS	740-784-33-175	427-338-18-84	313-446-15-91

Games could not result in a tie after the 2003-04 season


NEW YORK ISLANDERS SEASON-BY-SEASON RECORD VS. COLUMBUS (SINCE 2000-01)

SEASON	OVERALL, W-L-T-OTL	HOME, W-L-T-OTL	ROAD, W-L-T-OTL
2000-01	0-1-1-0	0-1-0-0	0-0-1-0
2001-02	0-1-0-0	---	0-1-0-0
2002-03	0-2-0-0	0-1-0-0	0-1-0-0
2003-04	0-1-0-0	---	0-1-0-0
2004-05	NHL	SEASON	LOCKOUT
2005-06	0-0-1	---	0-0-1
2006-07	1-0-0	1-0-0	---
2007-08	---	---	---
2008-09	1-1-0	1-0-0	0-1-0
2009-10	2-0-0	1-0-0	1-0-0
2010-11	0-0-1	0-0-1	---
2011-12	0-1-0	---	0-1-0
2012-13	---	---	---
2013-14	1-2-1	1-0-1	0-2-0
2014-15	2-0-2	1-0-1	1-0-1
2015-16	5-0-0	2-0-0	3-0-0
2016-17	1-2-1	1-0-1	0-2-0
2017-18	1-3-0	1-1-0	0-2-0
2018-19	3-1-0	2-0-0	1-1-0
2019-20	2-1-0	1-1-0	1-0-0
2020-21	---	---	---
2021-22	3-0-1	2-0-0	1-0-1
2022-23	3-0-1	2-0-0	1-0-1
TOTALS	25-16-1-8	16-4-0-4	9-12-1-4





PETER DEBOER



JAMIE BENN

ISLANDERS VS. DALLAS STARS

ALL-TIME: 58-42-16-4

LAST REG. WIN: 03/19/22, NYI 4 vs. DAL 2

LAST REG. LOSS: 11/29/22, DAL 5 vs. NYI 2

OVERTIME RECORD: (W-L-T): 3-3-7

LAST OT DECISION: 02/04/20, NYI 4 vs. DAL 3

SHOOTOUT RECORD: 0-2

LAST SHOOTOUT: 01/10/23, NYI 1 vs. DAL 2

Records are based on W-L-T-OT

2023-24 MEETINGS:

Sunday, January 21 Islanders vs. Stars 7:30 PM

Monday, February 26 Islanders at Stars 8:00 PM

CLUB INFORMATION

Founded: 1967 (Minnesota), 1993 (Dallas)
Home Arena: American Airlines Center (18,532)
Address: 2601 Avenue of the Stars, Frisco, TX 75034
Stanley Cups: 1999
General Manager: Jim Nill
Head Coach: Peter DeBoer
2022-23 Record: 47-21-14 (108 pts)
2022-23 Finish: 2nd in Central, 4th in West, 8th in NHL
2023 Playoffs: Lost Western Conference Final (VGK)

BROADCAST TEAMS

Television/Radio Play-by-Play: Josh Bogorad
Television/Radio Color Analyst: Daryl Reaugh

2022-23 SERIES

Table with 7 columns: HOME, RESULT, SCORE, GWG, POWER PLAY, PENALTY KILL, GOALTENDERS. Rows for Jan. 10, 2022 (SO Loss) and Nov. 19, 2022 (Loss).

ALL-TIME SERIES

NEW YORK ISLANDERS HAT TRICKS (9):

Table with 3 columns: PLAYER, DATE, LOCATION. Lists hat tricks for Bill Harris, Mike Bossy (4), Pat LaFontaine, Niklas Andersson, Matt Moulson (4), John Tavares, Frans Nielsen, Brock Nelson.

DALLAS STARS HAT TRICKS (3):

Table with 3 columns: PLAYER, DATE, LOCATION. Lists hat tricks for Neal Broten, Steve Payne, Dave Gagner.

NEW YORK ISLANDERS SHUTOUTS (4):

Table with 3 columns: PLAYER, DATE, LOCATION. Lists shutouts for Billy Smith, Glenn Resch, Rick DiPietro, Thomas Greiss.

DALLAS STARS SHUTOUTS (8):

Table with 3 columns: PLAYER, DATE, LOCATION. Lists shutouts for Gilles Gilbert, Cesare Maniago, Gilles Meloche, Brian Hayward, Jon Casey, Kari Lehtonen, Ben Bishop.

NEW YORK ISLANDERS PENALTY SHOTS (2):

Table with 3 columns: PLAYER/GOALIE, DATE, OUTCOME. Lists penalty shots for Bryan Trottier/Cesare Maniago and Wendel Clark/Darcy Wakaluk.

DALLAS STARS PENALTY SHOTS (0):

Table with 3 columns: PLAYER/GOALIE, DATE, OUTCOME. Lists penalty shots for None.



NEW YORK ISLANDERS VS. DALLAS STARS

SEASON-BY-SEASON RECORD VS. NHL (SINCE 1972-73)

SEASON	OVERALL, W-L-T-OTL	HOME, W-L-T-OTL	ROAD, W-L-T-OTL
1972-73	37-30-11	26-8-5	11-22-6
1973-74	23-38-17	18-15-6	5-23-11
1974-75	23-50-7	17-20-3	6-30-4
1975-76	20-53-7	15-22-3	5-31-4
1976-77	23-39-18	17-14-9	6-25-9
1977-78	18-53-9	12-24-4	6-29-5
1978-79	28-40-12	19-15-6	9-25-6
1979-80	36-28-16	25-8-7	11-20-9
1980-81	35-28-17	23-10-7	12-18-10
1981-82	37-23-20	21-7-12	16-16-8
1982-83	40-24-16	23-6-11	17-18-5
1983-84	39-31-10	22-14-4	17-17-6
1984-85	25-43-12	14-19-7	11-24-5
1985-86	38-33-9	21-15-4	17-18-5
1986-87	30-40-10	17-20-3	13-20-7
1987-88	19-48-13	10-24-6	9-24-7
1988-89	27-37-16	17-15-8	10-22-8
1989-90	36-40-4	26-12-2	10-28-2
1990-91	27-39-14	19-15-6	8-24-8
1991-92	32-42-6	20-16-4	12-26-2
1992-93	36-38-10	18-17-7	18-21-3
1993-94	42-29-13	23-12-7	19-17-6
1994-95	17-23-8	9-10-5	8-13-3
1995-96	26-42-14	14-18-9	12-24-5
1996-97	48-26-8	25-13-3	23-13-5
1997-98	49-22-11	26-8-7	23-14-4
1998-99	51-19-12	29-8-4	22-11-8
1999-00	43-23-10-6	21-11-5-4	22-12-5-2
2000-01	48-24-8-2	26-10-5-0	22-14-3-2
2001-02	36-28-13-5	18-13-6-4	18-15-7-1
2002-03	46-17-15-4	28-5-6-2	18-12-9-2
2003-04	41-26-13-2	26-7-8-0	15-19-5-2
2004-05	NHL	SEASON	LOCKOUT
2005-06	53-23-6	28-11-2	25-12-4
2006-07	50-25-7	28-11-2	22-14-5
2007-08	45-30-7	23-16-2	22-14-5
2008-09	36-35-11	20-16-5	16-19-6
2009-10	37-31-14	23-11-7	14-20-7
2010-11	42-29-11	22-11-8	20-18-3
2011-12	42-35-5	22-16-3	20-19-2
2012-13	22-22-4	11-11-2	11-11-2
2013-14	40-31-11	23-11-7	17-20-4
2014-15	41-31-10	17-16-8	24-15-2
2015-16	50-23-9	28-11-2	22-12-7
2016-17	34-37-11	22-13-6	12-24-5
2017-18	42-32-8	26-12-3	16-20-5
2018-19	43-32-7	24-14-3	19-18-4
2019-20	37-24-8	19-12-3	18-12-5
2020-21	23-19-14	13-7-8	10-12-6
2021-22	46-30-6	27-10-4	19-20-2
2022-23	47-21-14	22-10-9	25-11-5
TOTALS	1,806-1,586-379-182	1,043-650-189-94	763-936-190-88

Games could not result in a tie after the 2003-04 season

NEW YORK ISLANDERS SEASON-BY-SEASON RECORD VS. DALLAS (SINCE 1972-73)

SEASON	OVERALL, W-L-T-OTL	HOME, W-L-T-OTL	ROAD, W-L-T-OTL
1972-73	1-4-0	1-1-0	0-3-0
1973-74	3-1-1	2-0-1	1-1-0
1974-75	4-0-1	2-0-0	2-0-1
1975-76	4-1-0	2-1-0	2-0-0
1976-77	3-1-1	2-1-0	1-0-1
1977-78	4-1-0	2-0-0	2-1-0
1978-79	3-1-0	1-1-0	2-0-0
1979-80	0-2-2	0-1-1	0-1-1
1980-81	2-0-2	0-0-2	2-0-0
1981-82	2-0-1	1-0-0	1-0-1
1982-83	0-2-1	0-1-1	0-1-0
1983-84	2-0-1	0-0-1	2-0-0
1984-85	1-1-1	1-0-1	0-1-0
1985-86	0-2-1	0-1-0	0-1-1
1986-87	3-0-0	2-0-0	1-0-0
1987-88	1-1-1	0-0-1	1-1-0
1988-89	2-1-0	2-0-0	0-1-0
1989-90	1-2-0	0-1-0	1-1-0
1990-91	1-2-0	1-1-0	0-1-0
1991-92	2-0-0	1-0-0	1-0-0
1992-93	1-1-0	1-0-0	0-1-0
1993-94	1-0-1	1-0-0	0-0-1
1994-95	---	---	---
1995-96	1-0-1	1-0-0	0-0-1
1996-97	0-2-0	0-1-0	0-1-0
1997-98	0-2-0	0-1-0	0-1-0
1998-99	0-2-0	0-1-0	0-1-0
1999-00	1-1-0-0	0-1-0-0	1-0-0-0
2000-01	0-2-0-0	0-1-0-0	0-1-0-0
2001-02	2-0-0-0	1-0-0-0	1-0-0-0
2002-03	1-0-0-0	1-0-0-0	---
2003-04	1-0-1-0	1-0-0-0	0-0-1-0
2004-05	NHL	SEASON	LOCKOUT
2005-06	---	---	---
2006-07	1-0-0	---	1-0-0
2007-08	0-0-1	0-0-1	---
2008-09	0-1-0	0-1-0	---
2009-10	0-1-0	---	0-1-0
2010-11	0-0-1	0-0-1	---
2011-12	1-1-0	0-1-0	1-0-0
2012-13	---	---	---
2013-14	2-0-0	1-0-0	1-0-0
2014-15	1-0-1	1-0-0	0-0-1
2015-16	1-1-0	1-0-0	0-1-0
2016-17	2-0-0	1-0-0	1-0-0
2017-18	0-2-0	0-1-0	0-1-0
2018-19	1-1-0	0-1-0	1-0-0
2019-20	1-1-0	1-0-0	0-1-0
2020-21	---	---	---
2021-22	1-1-0	1-0-0	0-1-0
2022-23	0-1-1	0-0-1	0-1-0
TOTALS	58-42-16-4	32-18-8-3	26-24-8-1





DEREK LALONDE



DYLAN LARKIN

ISLANDERS VS. DETROIT RED WINGS

ALL-TIME: 61-53-6-4

LAST REG. WIN: 03/4/23, NYI 4 vs. DET 2

LAST REG. LOSS: 11/5/22, DET 3 vs. NYI 0

OVERTIME RECORD: (W-L-T): 6-4-4

LAST OT DECISION: 12/04/21, DET 4 vs. NYI 3

SHOOTOUT RECORD: 2-0

LAST SHOOTOUT: 12/15/18, NYI 4 DET 3

Records are based on W-L-T-OT

2023-24 MEETINGS

Monday, October 30	Islanders vs. Red Wings	7:30 PM
Thursday, February 29	Islanders at Red Wings	7:00 PM
Thursday, March 21	Islanders at Red Wings	7:00 PM

2022-23 SERIES

HOME:	RESULT	SCORE:	GWG	POWER PLAY	PENALTY KILL	GOALTENDERS:
Jan. 27, 2023	Win	NYI 2, DET 0	Lee	0/4	4/4	Sorokin/Hellberg
Mar. 4, 2023	Win	NYI 4, DET 1	Lee	1/2	2/3	Sorokin/Hellberg

ROAD:	RESULT	SCORE:	GWG	POWER PLAY	PENALTY KILL	GOALTENDERS:
Nov. 5, 2022	Loss	DET 3, NYI 0	Raymond	0/3	4/5	Husso/Varlamov

ALL-TIME SERIES

NEW YORK ISLANDERS HAT TRICKS (8):

PLAYER	DATE	LOCATION
Jean Potvin	01/22/76	vs. DET
Denis Potvin	02/11/78	vs. DET
Mike Bossy	02/06/82	vs. DET
Clark Gillies	10/17/84	at DET
Brent Sutter	01/02/85	at DET
Ray Ferraro (4)	01/07/92	at DET
Brock Nelson	02/09/18	vs. DET
Jordan Eberle	02/21/20	vs. DET

NEW YORK ISLANDERS SHUTOUTS (7):

PLAYER	DATE	LOCATION
Glenn Resch	01/13/76	vs. DET
Billy Smith	12/17/78	at DET
Billy Smith	01/22/81	at DET
Joey MacDonald	03/27/09	at DET
Dwayne Roloson	01/12/10	vs. DET
Evgeni Nabokov	12/23/13	at DET
Ilya Sorokin	1/27/23	vs. DET

NEW YORK ISLANDERS PENALTY SHOTS (2):

PLAYER/GOALIE	DATE	OUTCOME
Lorne Henning/Jim Rutherford	02/01/75 at DET	Scored
Clark Gillies/Corrado Micallef	12/08/82 at DET	Failed

CLUB INFORMATION

Founded:	1926
Home Arena:	Little Caesars Arena (19,515)
Address:	19 Steve Yzerman Drive, Detroit, MI, 48226
Stanley Cups:	11 (1936, '37, '43, '50, '52, '54, '55, '97, '98, 2002, '08)
Executive VP/General Manager:	Steve Yzerman
Head Coach:	Derek Lalonde
2022-23 Record:	35-27-10 (80 pts)
2022-23 Finish:	7th in Atlantic, 12th in East, 24th in NHL
2023 Playoffs:	Did not qualify

BROADCAST TEAMS

Television Play-by-Play:	Ken Daniels
Television Color Analyst:	Mickey Redmond, Larry Murphy and Chris Osgood
Radio Play-by-Play:	Ken Kal
Radio Color Analyst:	Paul Woods

DETROIT RED WINGS HAT TRICKS (2):

PLAYER	DATE	LOCATION
Mickey Redmond	2/24/74	at DET
Dave Barr	2/21/89	vs. DET

DETROIT RED WINGS SHUTOUTS (10):

PLAYER	DATE	LOCATION
Roy Edwards	01/06/73	vs. DET
Roy Edwards	01/07/73	at DET
Ed Giacomin	10/22/76	at DET
Corrado Micallef	12/08/82	at DET
Greg Stefan	01/24/84	at DET
Tim Cheveldae	03/07/91	at DET
Chris Osgood	02/21/00	vs. DET
Manny Legace	11/28/03	at DET
Jimmy Howard	11/29/13	vs. DET
Ville Husso	11/5/22	at DET

DETROIT RED WINGS PENALTY SHOTS (0):

PLAYER/GOALIE	DATE	OUTCOME
None		



NEW YORK ISLANDERS VS. DETROIT RED WINGS

SEASON-BY-SEASON RECORD VS. NHL (SINCE 1972-73)

SEASON	OVERALL, W-L-T-OTL	HOME, W-L-T-OTL	ROAD, W-L-T-OTL
1972-73	37-29-12	22-12-5	15-17-7
1973-74	29-39-10	21-12-6	8-27-4
1974-75	23-45-12	17-17-6	6-28-6
1975-76	26-44-10	17-15-8	9-29-2
1976-77	16-55-9	12-22-6	4-33-3
1977-78	32-34-14	22-11-7	10-23-7
1978-79	23-41-16	15-17-8	8-24-8
1979-80	26-43-11	14-21-5	12-22-6
1980-81	19-43-18	16-15-9	3-28-9
1981-82	21-47-12	15-19-6	6-28-6
1982-83	21-44-15	14-19-7	7-25-8
1983-84	31-42-7	18-20-2	13-22-5
1984-85	27-41-12	19-14-7	8-27-5
1985-86	17-57-6	10-26-4	7-31-2
1986-87	34-36-10	20-14-6	14-22-4
1987-88	41-28-11	24-10-6	17-18-5
1988-89	34-34-12	20-14-6	14-20-6
1989-90	28-38-14	20-14-6	8-24-8
1990-91	34-38-8	26-14-0	8-24-8
1991-92	43-25-12	24-12-4	19-13-8
1992-93	47-28-9	25-14-3	22-14-6
1993-94	46-30-8	23-13-6	23-17-2
1994-95	33-11-4	17-4-3	16-7-1
1995-96	62-13-7	36-3-2	26-10-5
1996-97	38-26-18	20-12-9	18-14-9
1997-98	44-23-15	25-8-8	19-15-7
1998-99	43-32-7	27-12-2	16-20-5
1999-00	48-22-10-2	28-9-3-1	20-13-7-1
2000-01	49-20-9-4	27-9-3-2	22-11-6-2
2001-02	51-17-10-4	28-7-5-1	23-10-5-3
2002-03	48-20-10-4	28-6-5-2	20-14-5-2
2003-04	48-21-11-2	30-7-4-0	18-14-7-2
2004-05	NHL	SEASON	LOCKOUT
2005-06	58-16-8	27-9-5	31-7-3
2006-07	50-19-13	29-4-8	21-15-5
2007-08	54-21-7	29-9-3	25-12-4
2008-09	51-21-10	27-9-5	24-12-5
2009-10	44-24-14	25-10-6	19-14-8
2010-11	47-25-10	21-14-6	26-11-4
2011-12	48-28-6	31-7-3	17-21-3
2012-13	24-16-8	13-7-4	11-9-4
2013-14	39-28-15	18-13-10	21-15-5
2014-15	43-25-14	22-10-9	21-15-5
2015-16	41-30-11	22-13-6	19-17-5
2016-17	33-36-13	17-17-7	16-19-6
2017-18	30-39-13	16-16-9	14-23-4
2018-19	32-40-10	17-19-5	15-21-5
2019-20	17-49-5	12-23-2	5-26-3
2020-21	19-27-10	12-11-5	7-16-5
2021-22	32-40-10	18-16-7	14-24-3
2022-23	35-37-10	19-17-5	16-20-5
TOTALS	1,816-1,587-349-203	1,055-646-167-111	761-941-182-92

Games could not result in a tie after the 2003-04 season


NEW YORK ISLANDERS SEASON-BY-SEASON RECORD VS. DETROIT (SINCE 1972-73)

SEASON	OVERALL, W-L-T-OTL	HOME, W-L-T-OTL	ROAD, W-L-T-OTL
1972-73	1-4-0	1-2-0	0-2-0
1973-74	1-4-0	1-1-0	0-3-0
1974-75	2-2-0	1-1-0	1-1-0
1975-76	3-1-0	2-0-0	1-1-0
1976-77	2-2-0	1-1-0	1-1-0
1977-78	4-0-0	2-0-0	2-0-0
1978-79	3-0-1	2-0-0	1-0-1
1979-80	1-3-0	0-2-0	1-1-0
1980-81	4-0-0	2-0-0	2-0-0
1981-82	3-0-0	2-0-0	1-0-0
1982-83	0-2-1	0-1-0	0-1-1
1983-84	1-2-0	1-1-0	0-1-0
1984-85	2-1-0	0-1-0	2-0-0
1985-86	3-0-0	2-0-0	1-0-0
1986-87	2-1-0	1-0-0	1-1-0
1987-88	1-2-0	1-1-0	0-1-0
1988-89	0-3-0	0-1-0	0-2-0
1989-90	1-1-1	1-0-1	0-1-0
1990-91	0-2-1	0-0-1	0-2-0
1991-92	2-1-0	1-1-0	1-0-0
1992-93	1-1-0	1-0-0	0-1-0
1993-94	1-1-0	0-1-0	1-0-0
1994-95	---	---	---
1995-96	0-2-0	0-1-0	0-1-0
1996-97	0-2-0	0-1-0	0-1-0
1997-98	1-0-1	0-0-1	1-0-0
1998-99	1-1-0	1-0-0	0-1-0
1999-00	0-2-0-0	0-1-0-0	0-1-0-0
2000-01	0-1-0-0	0-1-0-0	---
2001-02	0-1-0-1	0-0-0-1	0-1-0-0
2002-03	0-1-1-0	0-0-1-0	0-1-0-0
2003-04	0-1-0-0	---	0-1-0-0
2004-05	NHL	SEASON	LOCKOUT
2005-06	1-0-0	---	1-0-0
2006-07	0-0-1	0-0-1	---
2007-08	---	---	---
2008-09	1-0-0	---	1-0-0
2009-10	1-0-0	1-0-0	---
2010-11	1-0-0	---	1-0-0
2011-12	1-0-0	1-0-0	---
2012-13	---	---	---
2013-14	2-1-0	1-1-0	1-0-0
2014-15	2-1-0	1-0-0	1-1-0
2015-16	1-2-0	1-1-0	0-1-0
2016-17	1-1-1	0-0-1	1-1-0
2017-18	2-1-0	1-1-0	1-0-0
2018-19	2-1-0	1-0-0	1-1-0
2019-20	3-0-0	2-0-0	1-0-0
2020-21	---	---	---
2021-22	1-1-1	1-0-0	0-1-1
2022-23	2-1-0	2-0-0	0-1-0
TOTALS	61-53-6-4	35-21-4-3	26-32-2-1





JAY WOODCROFT



CONNOR MCDAVID

ISLANDERS VS. EDMONTON OILERS

ALL-TIME: 33-31-14-5

LAST REG. WIN: 11/23/22, NYI 3 vs. EDM 0

LAST REG. LOSS: 01/05/23 EDM 4 vs. NYI 2

OVERTIME RECORD: (W-L-T):1-4-10

LAST OT DECISION: 01/01/22, NYI 3 vs. EDM 2

SHOOTOUT RECORD: 1-2

LAST SHOOTOUT: 2/18/18, NYI 1 vs. EDM 2

Records are based on W-L-P * P stands for games in which the Islanders earned a point via a tie, overtime loss or shootout loss

2023-24 MEETINGS

Monday, November 13 Islanders at Oilers 8:30 PM

Tuesday, December 19 Islanders vs. Oilers 7:30 PM

CLUB INFORMATION

Founded: 1972 (WHA), 1979 (NHL)
Home Arena: Rogers Place (18,550)
Address: 11230 - 110 Street, Edmonton, Alberta
Stanley Cups: 5 (1984, '85, '87, '88, '90)
President of Hockey Operations & General Manager Ken Holland
Head Coach: Jay Woodcroft
2022-23 Record: 50-23-9 (109 pts)
2022-23 Finish: 2nd in Pacific, 2nd in West, 6th in NHL
2023 Playoffs: Lost in Second Round (VGK)

BROADCAST TEAMS

Television Play-by-Play: Jack Michaels
Television Color Analyst: Louie DeBrusk
Radio Play-by-Play: Jack Michaels, Cam Moon
Radio Color Analyst: Bob Stauffer

2022-23 SERIES

HOME:	RESULT	SCORE:	GWG	POWER PLAY	PENALTY KILL	GOALTENDERS:
Nov. 23, 2022	Win	NYI 3, EDM 0	Pageau	1/2	5/5	Sorokin/Campbell
ROAD:	RESULT	SCORE:	GWG	POWER PLAY	PENALTY KILL	GOALTENDERS:
Jan. 5, 2023	Loss	EDM 4, NYI 2	Holloway	0/3	3/4	Campbell/Sorokin

ALL-TIME SERIES

NEW YORK ISLANDERS HAT TRICKS (5):

PLAYER	DATE	LOCATION
Mike Bossy	03/04/80	vs. EDM
Mike Bossy (4)	03/03/81	vs. EDM
Butch Goring (4)	12/13/83	vs. EDM
Pierre Turgeon	11/22/92	at EDM
Kyle Okposo	02/07/16	vs. EDM

NEW YORK ISLANDERS SHUTOUTS (3):

PLAYER	DATE	LOCATION
Bill Smith	03/12/81	at EDM
Tommy Soderstrom	02/25/96	vs. EDM
Ilya Sorokin	11/23/22	vs. EDM

NEW YORK ISLANDERS PENALTY SHOTS (1):

PLAYER/GOALIE	DATE	OUTCOME
Benoit Hogue/Ron Tugnutt	02/16/93 vs. EDM	Scored

EDMONTON OILERS HAT TRICKS (3):

PLAYER	DATE	LOCATION
Jari Kurri	12/05/84	at EDM
Normand Lacombe	11/25/89	vs. EDM
James Neal (4)	10/08/19	vs. EDM

EDMONTON OILERS SHUTOUTS (2):

PLAYER	DATE	LOCATION
Curtis Joseph	01/31/97	at EDM
Mathieu Garon	01/07/08	at EDM

EDMONTON OILERS PENALTY SHOTS (1):

PLAYER/GOALIE	DATE	OUTCOME
Connor McDavid/Christopher Gibson	03/08/18	Missed



NEW YORK ISLANDERS VS. EDMONTON OILERS

SEASON-BY-SEASON RECORD VS. NHL (SINCE 1979-80)

SEASON	OVERALL, W-L-T-OTL	HOME, W-L-T-OTL	ROAD, W-L-T-OTL
1979-80	28-39-13	17-14-9	11-25-4
1980-81	29-35-16	17-13-10	12-22-6
1981-82	48-17-15	31-5-4	17-12-11
1982-83	47-21-12	25-9-6	22-12-6
1983-84	57-18-5	31-5-4	26-13-1
1984-85	49-20-11	26-7-7	23-13-4
1985-86	56-17-7	32-6-2	24-11-5
1986-87	50-24-6	29-6-5	21-18-1
1987-88	44-25-11	28-8-4	16-17-7
1988-89	38-34-8	21-16-3	17-18-5
1989-90	38-28-14	23-11-6	15-17-8
1990-91	37-37-6	22-15-3	15-22-3
1991-92	36-34-10	22-13-5	14-21-5
1992-93	26-50-8	16-21-5	10-29-3
1993-94	25-45-14	17-22-3	8-23-11
1994-95	17-27-4	11-12-1	6-15-3
1995-96	30-44-8	15-21-5	15-23-3
1996-97	36-37-9	21-16-4	15-21-5
1997-98	35-37-10	20-16-5	15-21-5
1998-99	33-37-12	17-19-5	16-18-7
1999-00	32-26-16-8	18-11-9-3	14-15-7-5
2000-01	39-28-12-3	23-9-7-2	16-19-5-1
2001-02	38-28-12-4	23-14-4-0	15-14-8-4
2002-03	36-26-11-9	20-12-5-4	16-14-6-5
2003-04	36-29-12-5	22-12-4-3	14-17-8-2
2004-05	NHL	SEASON	LOCKOUT
2005-06	41-28-13	20-15-6	21-13-7
2006-07	32-43-7	19-19-3	13-24-4
2007-08	41-35-6	23-17-1	18-18-5
2008-09	38-35-9	18-17-6	20-18-3
2009-10	27-47-8	18-19-4	9-28-4
2010-11	25-45-12	13-22-6	12-23-6
2011-12	32-40-10	18-17-6	14-23-4
2012-13	19-22-7	9-11-4	10-11-3
2013-14	29-44-9	16-22-3	13-22-6
2014-15	24-44-14	15-23-3	9-21-11
2015-16	31-43-8	19-20-2	12-23-6
2016-17	47-26-9	25-12-4	22-14-5
2017-18	36-40-6	19-18-4	17-22-2
2018-19	35-38-9	18-19-4	17-19-5
2019-20	37-25-9	17-11-6	20-14-3
2020-21	35-19-2	16-12-0	19-7-2
2021-22	49-27-6	28-12-1	21-15-5
2022-23	50-23-9	23-12-6	27-11-3
TOTALS	1,568-1,387-262-182	881-611-125-81	687-776-137-101

Games could not result in a tie after the 2003-04 season

NEW YORK ISLANDERS SEASON-BY-SEASON RECORD VS. EDMONTON (SINCE 1979-80)

SEASON	OVERALL, W-L-T-OTL	HOME, W-L-T-OTL	ROAD, W-L-T-OTL
1979-80	1-2-1	1-0-1	0-2-0
1980-81	2-0-2	0-0-2	2-0-0
1981-82	1-1-1	1-0-1	0-1-0
1982-83	3-0-0	1-0-0	2-0-0
1983-84	3-0-0	2-0-0	1-0-0
1984-85	0-2-1	0-1-0	0-1-1
1985-86	0-1-2	0-0-2	0-1-0
1986-87	0-2-1	0-1-0	0-1-1
1987-88	2-1-0	2-0-0	0-1-0
1988-89	1-2-0	1-0-0	0-2-0
1989-90	0-1-2	0-1-1	0-0-1
1990-91	0-3-0	0-1-0	0-2-0
1991-92	0-3-0	0-1-0	0-2-0
1992-93	2-0-1	2-0-0	0-0-1
1993-94	0-1-1	0-0-1	0-1-0
1994-95	---	---	---
1995-96	1-1-0	1-0-0	0-1-0
1996-97	1-1-0	1-0-0	0-1-0
1997-98	1-0-1	0-0-1	1-0-0
1998-99	0-1-0	0-1-0	---
1999-00	0-1-1-0-0	0-1-0-0-0	0-0-1-0
2000-01	1-0-0-0	---	1-0-0-0
2001-02	1-0-0-0	1-0-0-0	---
2002-03	2-0-0-0	1-0-0-0	1-0-0-0
2003-04	1-0-0-0	1-0-0-0	---
2004-05	NHL	SEASON	LOCKOUT
2005-06	1-0-0	1-0-0	---
2006-07	---	---	---
2007-08	0-1-0	---	0-1-0
2008-09	0-1-0	---	0-1-0
2009-10	1-0-0	1-0-0	---
2010-11	0-1-0	1-0-0	0-1-0
2011-12	1-0-0	1-0-0	---
2012-13	---	---	---
2013-14	1-0-1	1-0-0	0-0-1
2014-15	1-1-0	1-0-0	0-1-0
2015-16	1-1-0	1-0-0	0-1-0
2016-17	1-0-1	0-0-1	1-0-0
2017-18	0-0-2	0-0-1	0-0-1
2018-19	1-0-1	1-0-0	0-0-1
2019-20	0-1-0	0-1-0	0-0-0
2020-21	---	---	---
2021-22	1-1-0	1-0-0	0-1-0
2022-23	1-1-0	1-0-0	0-1-0
TOTALS	31-29-14-5	24-8-9-2	9-23-5-3





PAUL MAURICE



ALEKSANDER BARKOV

ISLANDERS VS. FLORIDA PANTHERS

ALL-TIME: 44-49-8-7

LAST REG. WIN: 12/23/22, NYI 5 vs. FLA 1

LAST REG. LOSS: 10/23/22, FLA 3 vs. NYI 2

OVERTIME RECORD: (W-L-T): 4-5-8

LAST OT DECISION: 04/19/22, FLA 3 at NYI 2

SHOOTOUT RECORD: 9-3

LAST SHOOTOUT: 10/12/19, NYI 3 vs FLA 2

Records are based on W-L-T-OT

2023-24 MEETINGS

Saturday, December 2 Islanders at Panthers 6:00 PM

Saturday, January 27 Islanders vs. Panthers 7:30 PM

Thursday, March 23 Islanders at Panthers 7:00 PM

2022-23 SERIES

HOME:	RESULT	SCORE:	GWG	POWER PLAY	PENALTY KILL	GOALTENDERS:
Oct. 13, 2022	Loss	FLA 3, NYI 1	Hornqvist	1/3	5/5	Bobrovsky/Sorokin
Dec. 23, 2022	Win	NYI 5, FLA 1	Pulock	0/6	3/3	Sorokin/Bobrovsky

ROAD:	RESULT	SCORE:	GWG	POWER PLAY	PENALTY KILL	GOALTENDERS:
Oct. 23, 2022	Loss	FLA 3, NYI 2	Lomborg	2/6	4/4	Knight/Varlamov

ALL-TIME SERIES

NEW YORK ISLANDERS HAT TRICKS (4):

PLAYER	DATE	LOCATION
Mariusz Czerkawski	04/09/00	vs. FLA
John Tavares	10/23/10	at FLA
Matt Moulson	02/21/11	vs. FLA
John Tavares	01/13/17	at FLA

NEW YORK ISLANDERS SHUTOUTS (4):

PLAYER	DATE	LOCATION
Tommy Salo	02/15/97	vs. FLA
Wade Flaherty	11/01/00	at FLA
Chris Osgood	10/06/01	at FLA
Evgenii Nabokov	-3/24/13	vs. FLA

NEW YORK ISLANDERS PENALTY SHOTS (4):

PLAYER/GOALIE	DATE	OUTCOME
Zigmund Palffy/John Vanbiesbrouck	04/14/94	Failed
Claude Lapointe/Mike Vernon	01/12/00	Failed
Mike Peca/Roberto Luongo	11/19/03	Failed
Miroslav Satan/Roberto Luongo	10/10/05	Failed

CLUB INFORMATION

Founded: 1993
 Home Arena: Amerant Bank Arena (19,250)
 Address: One Panther Parkway, Sunrise, FL 33323
 Stanley Cups: None
 General Manager: Bill Zito
 Head Coach: Paul Maurice
 2022-23 Record: 42-32-8 (92 pts)
 2022-23 Finish: 4th in Atlantic, 8th in Eastern, 17th in NHL
 2023 Playoffs: Lost Stanley Cup Final (VGK)

BROADCAST TEAMS

Television Play-by-Play: Steve Goldstein
 Television Color Analyst: Randy Moller
 Radio Broadcaster: Doug Plagens
 Radio Color Analyst: Bill Lindsay

FLORIDA PANTHERS HAT TRICKS (6):

PLAYER	DATE	LOCATION
Ray Sheppard	03/21/96	at FLA
Pavel Bure	03/18/00	vs. FLA
Pavel Bure	03/11/01	vs. FLA
Nathan Horton	12/14/09	vs. FLA
Sam Bennett	10/16/22	at FLA
Aleksander Barkov	04/19/22	vs. FLA

FLORIDA PANTHERS SHUTOUTS (8):

PLAYER	DATE	LOCATION
Mark Fitzpatrick	11/15/97	vs. FLA
Sean Burke	01/16/99	at FLA
Tomas Vokoun	12/07/07	at FLA
Craig Anderson	03/02/08	vs. FLA
Tomas Vokoun	10/18/08	at FLA
Tomas Vokoun	01/31/10	at FLA
Jose Theodore	10/08/11	vs. FLA
James Reimer	03/26/18	vs FLA

FLORIDA PANTHERS PENALTY SHOTS (3):

PLAYER/GOALIE	DATE	OUTCOME
Stephen Weiss/Rick DiPietro	12/07/07 at FLA	Failed
David Booth/Rick DiPietro	03/19/11 at FLA	Failed
Tomas Kopecky/Evgenii Nabokov	10/22/11 at FLA	Failed



NEW YORK ISLANDERS VS. FLORIDA PANTHERS

SEASON-BY-SEASON RECORD VS. NHL (SINCE 1993-94)

SEASON	OVERALL, W-L-T-OTL	HOME, W-L-T-OTL	ROAD, W-L-T-OTL
1993-94	33-34-17	15-18-9	18-16-8
1994-95	20-22-6	9-12-3	11-10-3
1995-96	41-31-10	25-12-4	16-19-6
1996-97	35-28-19	21-12-8	14-16-11
1997-98	24-43-15	11-24-6	13-19-9
1998-99	30-34-18	17-17-7	13-17-11
1999-00	43-27-6-6	26-9-4-2	17-18-2-4
2000-01	22-38-13-9	12-18-7-4	10-20-6-5
2001-02	22-44-10-6	11-23-3-4	11-21-7-2
2002-03	24-36-13-9	8-21-7-5	16-15-6-4
2003-04	28-35-15-4	16-15-7-3	12-20-8-1
2004-05	NHL	SEASON	LOCKOUT
2005-06	37-34-11	25-11-5	12-23-6
2006-07	35-31-16	23-12-6	12-19-10
2007-08	38-35-9	18-15-8	20-20-1
2008-09	41-30-11	22-12-7	19-18-4
2009-10	32-37-13	16-16-9	16-21-4
2010-11	30-40-12	16-17-8	14-23-4
2011-12	38-26-18	21-9-11	17-17-7
2012-13	15-27-6	8-11-5	7-16-1
2013-14	29-45-8	16-20-5	13-25-3
2014-15	38-29-15	21-13-7	17-16-8
2015-16	47-26-9	25-11-5	22-15-4
2016-17	35-36-11	19-19-3	16-17-8
2017-18	44-30-8	27-11-3	17-19-5
2018-19	36-32-14	20-13-8	16-19-6
2019-20	35-26-8	17-14-4	18-12-4
2020-21	37-14-5	20-5-3	17-9-2
2021-22	58-18-6	34-7-0	24-11-6
2022-23	42-32-8	23-13-5	19-19-3
TOTALS	989-920-142-222	542-410-65-120	447-510-77-102

Games could not result in a tie after the 2003-04 season

NEW YORK ISLANDERS SEASON-BY-SEASON RECORD VS. FLORIDA (SINCE 1993-94)

SEASON	OVERALL, W-L-T-OTL	HOME, W-L-T-OTL	ROAD, W-L-T-OTL
1993-94	0-5-0	0-3-0	0-2-0
1994-95	3-0-1	1-0-1	2-0-0
1995-96	1-3-1	0-1-1	1-2-0
1996-97	2-3-1	2-1-0	0-2-1
1997-98	1-2-2	1-2-0	0-0-2
1998-99	2-3-0	1-1-0	1-2-0
1999-00	1-3-0-0	1-1-0-0	0-2-0-0
2000-01	3-1-0-0	1-1-0-0	2-0-0-0
2001-02	2-1-1-0	1-1-0-0	1-0-1-0
2002-03	2-0-2-0	2-0-0-0	0-0-2-0
2003-04	3-1-0-0	2-0-0-0	1-1-0-0
2004-05	NHL	SEASON	LOCKOUT
2005-06	2-2-0	1-1-0	1-1-0
2006-07	3-1-0	2-0-0	1-1-0
2007-08	0-3-1	0-1-1	0-2-0
2008-09	2-2-0	2-0-0	0-2-0
2009-10	1-2-1	1-1-0	0-1-1
2010-11	2-2-0	1-1-0	1-1-0
2011-12	1-3-0	0-2-0	1-1-0
2012-13	3-0-0	2-0-0	1-0-0
2013-14	1-2-0	1-1-0	0-1-0
2014-15	1-1-1	0-1-0	1-0-1
2015-16	1-1-1	1-1-0	0-0-1
2016-17	1-1-1	0-1-0	1-0-1
2017-18	1-2-0	0-2-0	1-0-0
2018-19	1-1-1	0-0-1	1-1-0
2019-20	3-0-0	2-0-0	1-0-0
2020-21			
2021-22	0-2-1	0-0-1	0-2-0
2022-23	1-2-0	1-1-0	0-1-0
TOTALS	44-49-8-7	26-24-2-3	18-25-6-4





TODD MCLELLAN



ANZE KOPITAR

ISLANDERS VS. LOS ANGELES KINGS

ALL-TIME: 50-52-12-1

LAST REG. WIN: 02/06/20, NYI 5 vs. LAK 3

LAST REG. LOSS: 03/14/23, LAK 5 vs. NYI 2

OVERTIME RECORD: (W-L-T): 5-2-2

LAST OT DECISION: 12/16/17, NYI 4 at LAK 3

SHOOTOUT RECORD: 1-1

LAST SHOOTOUT: 11/6/14, NYI 2 at LAK 1

Records are based on W-L-T-OT

2023-24 MEETINGS

Saturday, December 9 Islanders vs. Kings 7:30 PM

Monday, March 11 Islanders at Kings 10:30 PM

CLUB INFORMATION

Founded: 1967
Home Arena: Crypto.com Arena (18,230)
Address: 1111 South Figueroa Street, Suite 3100, Los Angeles, CA 90015
Stanley Cups: 2 (2012, '14)
Vice President & General Manager Rob Blake
Head Coach: Todd McLellan
2022-23 Record: 47-25-10 (104 pts)
2022-23 Finish: 3rd in Pacific, 5th in West, 10th in NHL
2023 Playoffs: Lost in First Round (EDM)

BROADCAST TEAMS

Television/Radio Color Analyst: Jim Fox
Television/Radio Play-by-Play: Nick Nickson

2022-23 SERIES

HOME: **RESULT** **SCORE:** **GWG** **POWER PLAY** **PENALTY KILL** **GOALTENDERS:**
Feb. 24, 2023 Loss LAK 3, NYI 2 Vilardi 1/3 2/2 Quick/Sorokin

ROAD: **RESULT** **SCORE:** **GWG** **POWER PLAY** **PENALTY KILL** **GOALTENDERS:**
Mar. 14, 2023 Loss LAK 5, NYI 2 Lafallo 0/3 0/2 Korpisalo/Sorokin

ALL-TIME SERIES

NEW YORK ISLANDERS HAT TRICKS (6):

PLAYER	DATE	LOCATION
Bob Nystrom	01/31/74	at LAK
Denis Potvin	01/25/75	vs. LAK
Bryan Trottier	10/11/75	vs. LAK
John Tonelli	01/15/83	vs. LAK
Mike Bossy	01/27/83	at LAK
Mike Bossy (4)	10/20/84	vs. LAK

LOS ANGELES HAT TRICKS (7):

PLAYER	DATE	LOCATION
Butch Goring	11/04/72	at LAK
Charlie Simmer (4)	11/01/80	vs. LAK
Marcel Dionne	10/20/81	vs. LAK
John Paul Kelly	10/20/81	vs. LAK
Jim Fox	10/12/85	at LAK
Luc Robitaille	12/09/86	vs. LAK
Wayne Gretzky	01/03/91	vs. LAK

NEW YORK ISLANDERS SHUTOUTS (7):

PLAYER	DATE	LOCATION
Glenn Resch	12/14/74	vs. LAK
Glenn Resch	10/11/75	vs. LAK
Bill Smith	01/24/76	vs. LAK
Glenn Resch	10/18/77	vs. LAK
Ron Hextall	10/26/93	vs. LAK
Tommy Salo	10/27/98	vs. LAK
Al Montoya	02/19/11	vs. LAK

LOS ANGELES KINGS SHUTOUTS (8):

PLAYER	DATE	LOCATION
Rogie Vachon	01/29/77	vs. LAK
Rogie Vachon	02/15/77	at LAK
Rogie Vachon	10/18/77	vs. LAK
Mario Lessard	03/13/82	at LAK
Stephane Fiset	10/04/96	at LAK
Felix Potvin	01/05/02	vs. LAK
Jonathan Quick	03/20/10	at LAK
Martin Jones	12/07/13	at LAK

NEW YORK ISLANDERS PENALTY SHOTS (1):

PLAYER/GOALIE	DATE	OUTCOME
Bill Harris/Rogie Vachon	10/12/72 vs. LAK	Failed

LOS ANGELES KINGS PENALTY SHOTS (2):

PLAYER/GOALIE	DATE	OUTCOME
Charlie Simmer/Bill Smith	11/24/79 at LAK	Failed
Dustin Brown/Dwayne Roloson	11/13/10 at LAK	Scored



NEW YORK ISLANDERS VS. LOS ANGELES KINGS

SEASON-BY-SEASON RECORD VS. NHL (SINCE 1972-73)

SEASON	OVERALL, W-L-T-OTL	HOME, W-L-T-OTL	ROAD, W-L-T-OTL
1972-73	31-36-11	21-11-7	10-25-4
1973-74	33-33-12	22-13-4	11-20-8
1974-75	42-17-21	22-7-11	20-10-10
1975-76	38-33-9	22-13-5	16-20-4
1976-77	34-31-15	20-13-7	14-18-8
1977-78	31-34-15	18-16-6	13-18-9
1978-79	34-34-12	20-13-7	14-21-5
1979-80	30-36-14	18-13-9	12-23-5
1980-81	43-24-13	22-11-7	21-13-6
1981-82	24-41-15	19-15-6	5-26-9
1982-83	27-41-12	20-13-7	7-28-5
1983-84	23-44-13	13-19-8	10-25-5
1984-85	34-32-14	20-14-6	14-18-8
1985-86	23-49-8	9-27-4	14-22-4
1986-87	31-41-8	20-17-3	11-24-5
1987-88	30-42-8	19-18-3	11-24-5
1988-89	42-31-7	25-12-3	17-19-4
1989-90	34-39-7	21-16-3	13-23-4
1990-91	46-24-10	26-9-5	20-15-5
1991-92	35-31-14	20-11-9	15-20-5
1992-93	39-35-10	22-15-5	17-20-5
1993-94	27-45-12	18-19-5	9-26-7
1994-95	16-23-9	7-11-6	9-12-3
1995-96	24-40-18	16-16-9	8-24-9
1996-97	28-43-11	18-16-7	10-27-4
1997-98	38-33-11	22-16-3	16-17-8
1998-99	32-45-5	18-20-3	14-25-2
1999-00	39-27-12-4	21-13-5-2	18-14-7-2
2000-01	38-28-13-3	20-12-8-1	18-16-5-2
2001-02	40-27-11-4	22-12-6-1	18-15-5-3
2002-03	33-37-6-6	19-19-2-1	14-18-4-5
2003-04	28-29-16-9	15-16-9-1	13-13-7-8
2004-05	NHL	SEASON	LOCKOUT
2005-06	42-35-5	26-14-1	16-21-4
2006-07	27-41-14	16-16-9	11-25-5
2007-08	32-43-7	17-21-3	15-22-4
2008-09	34-37-11	18-15-8	16-22-3
2009-10	46-27-9	22-13-6	24-14-3
2010-11	46-30-6	25-13-3	21-17-3
2011-12	40-27-15	22-14-5	18-13-10
2012-13	27-16-5	19-4-1	8-12-4
2013-14	46-28-8	23-14-4	23-14-4
2014-15	40-27-15	25-9-7	15-18-8
2015-16	48-28-6	26-12-3	22-16-3
2016-17	39-35-8	23-16-2	16-19-6
2017-18	45-29-8	23-15-3	22-14-5
2018-19	31-42-9	17-21-3	14-21-6
2019-20	29-35-6	19-13-2	10-22-4
2020-21	21-28-7	9-14-5	12-14-2
2021-22	44-27-11	21-16-4	23-11-7
2022-23	47-25-10	26-11-4	21-14-6
TOTALS	1,731-1,665-372-186	992-717-188-79	739-948-184-107

* Games could not result in a tie after the 2003-04 season

NEW YORK ISLANDERS SEASON-BY-SEASON RECORD VS. LOS ANGELES (SINCE 1972-73)

SEASON	OVERALL, W-L-T-OTL	HOME, W-L-T-OTL	ROAD, W-L-T-OTL
1972-73	1-4-0	1-2-0	0-2-0
1973-74	1-3-1	0-1-1	1-2-0
1974-75	1-0-3	1-0-1	0-0-2
1975-76	2-1-1	2-0-0	0-1-1
1976-77	2-2-0	1-1-0	1-1-0
1977-78	2-0-2	1-0-1	1-0-1
1978-79	2-0-2	1-0-1	1-0-1
1979-80	2-1-1	2-0-0	0-1-1
1980-81	2-2-0	1-1-0	1-1-0
1981-82	1-2-0	0-1-0	1-1-0
1982-83	3-0-0	2-0-0	1-0-0
1983-84	2-0-1	1-0-0	1-0-1
1984-85	2-1-0	2-0-0	0-1-0
1985-86	2-1-0	0-1-0	2-0-0
1986-87	1-2-0	1-1-0	0-1-0
1987-88	3-0-0	1-0-0	2-0-0
1988-89	1-2-0	1-1-0	0-1-0
1989-90	2-1-0	1-0-0	1-1-0
1990-91	0-3-0	0-2-0	0-1-0
1991-92	1-1-0	0-1-0	1-0-0
1992-93	0-2-0	0-1-0	0-1-0
1993-94	1-1-0	1-0-0	0-1-0
1994-95	---	---	---
1995-96	1-1-0	1-0-0	0-1-0
1996-97	1-1-0	1-0-0	0-1-0
1997-98	1-1-0	1-0-0	0-1-0
1998-99	2-0-0	1-0-0	1-0-0
1999-00	0-1-0-0	---	0-1-0-0
2000-01	0-2-0-0	0-1-0-0	0-1-0-0
2001-02	1-1-0-0	0-1-0-0	1-0-0-0
2002-03	1-0-0-0	---	1-0-0-0
2003-04	0-0-1-0	0-0-1-0	---
2004-05	NHL	SEASON	LOCKOUT
2005-06	---	---	---
2006-07	0-1-0	---	0-1-0
2007-08	0-1-0	0-1-0	---
2008-09	0-0-1	0-0-1	---
2009-10	0-2-0	0-1-0	0-1-0
2010-11	1-1-0	1-0-0	0-1-0
2011-12	1-0-0	1-0-0	---
2012-13	---	---	---
2013-14	0-2-0	0-1-0	0-1-0
2014-15	1-1-0	0-1-0	1-0-0
2015-16	1-1-0	1-0-0	0-1-0
2016-17	1-1-0	1-0-0	0-1-0
2017-18	1-1-0	1-0-0	0-1-0
2018-19	2-0-0	1-0-0	1-0-0
2019-20	1-1-0	1-0-0	0-1-0
2020-21	---	---	---
2021-22	0-2-0	0-1-0	0-1-0
2022-23	0-2-0	0-1-0	0-1-0
TOTALS	50-52-12-1	31-21-5-1	19-31-7-0





DEAN EVASON



JARED SPURGEON

ISLANDERS VS. MINNESOTA WILD

ALL-TIME: 13-15-0-3

LAST REG. WIN: 12/29/19, NYI 3 at MIN 1

LAST REG. LOSS: 01/12/23, MIN 3 at NYI 1

Records are based on W-L-T-OT

2023-24 MEETINGS

Tuesday, November 7 Islanders vs. Wild 7:30PM

Monday, January 15 Islanders at Wild 6:00PM

OVERTIME RECORD: (W-L-T): 1-1-0

LAST OT DECISION: 03/17/19, NYI 3 at MIN 2

SHOOTOUT RECORD: 1-2

LAST SHOOTOUT: 2/28/23, NYI 1 at MIN 2

CLUB INFORMATION

Founded: 2000
 Home Arena: Xcel Energy Center (17,954)
 Address: 199 W. Kellogg Blvd., St. Paul, MN 55102
 Stanley Cups: None
 General Manager: Bill Guerin
 Head Coach: Dean Evason
 2022-23 Record: 46-25-11 (103 pts)
 2022-23 Finish: 2nd in Central, 6th in West, 11th in NHL
 2021 Playoffs: Lost in First Round (DAL)

BROADCAST TEAMS

Television Play-by-Play: Anthony LaPanta
 Television Color Analyst: Ryan Carter, Lou Nanne & Wes Walz
 Radio Play-by-Play: Joe O'Donnell
 Radio Color Analyst: Tom Reid

2022-23 SERIES

HOME:	RESULT	SCORE:	GWG	POWER PLAY	PENALTY KILL	GOALTENDERS:
Jan. 12, 2023	Loss	MIN 3, NYI 1	Steel	0/3	5/5	Gustavsson/Sorokin

ROAD:	RESULT	SCORE:	GWG	POWER PLAY	PENALTY KILL	GOALTENDERS:
Feb. 28, 2023	SO Loss	MIN 2, NYI 1	Gaudreau	0/0	1/1	Gustavsson/Sorokin

ALL-TIME SERIES

NEW YORK ISLANDERS HAT TRICKS (1):

PLAYER	DATE	LOCATION
Jason Blake	03/19/04vs. MIN

MINNESOTA WILD HAT TRICKS (0):

PLAYER	DATE	LOCATION
None		

NEW YORK ISLANDERS SHUTOUTS (0):

PLAYER	DATE	LOCATION
None		

MINNESOTA WILD SHUTOUTS (1):

PLAYER	DATE	LOCATION
Ilya Bryzgalov	03/18/14vs. MIN

NEW YORK ISLANDERS PENALTY SHOTS (1):

PLAYER/GOALIE	DATE	OUTCOME
Brad Isbister/Dwayne Roloson	02/10/02 at MIN	Failed

MINNESOTA WILD PENALTY SHOTS (0):

PLAYER	DATE	LOCATION
None		



NEW YORK ISLANDERS VS. MINNESOTA WILD

SEASON-BY-SEASON RECORD VS. NHL (SINCE 2000-01)

SEASON	OVERALL, W-L-T-OTL	HOME, W-L-T-OTL	ROAD, W-L-T-OTL
2000-01	25-39-13-5	14-13-10-4	11-26-3-1
2001-02	26-35-12-9	14-14-8-5	12-21-4-4
2002-03	42-29-10-1	25-13-3-0	17-16-7-1
2003-04	30-29-20-3	19-13-7-2	11-16-13-1
2004-05	NHL	SEASON	LOCKOUT
2005-06	38-36-8	23-16-2	15-20-6
2006-07	48-26-8	29-7-5	19-19-3
2007-08	44-28-10	25-11-5	19-17-5
2008-09	40-33-9	23-11-7	17-22-2
2009-10	38-36-8	25-12-4	13-24-4
2010-11	39-35-8	19-17-5	20-18-3
2010-11	35-36-11	20-17-4	15-19-7
2012-13	26-19-3	14-8-2	12-11-1
2013-14	43-27-12	26-10-5	17-17-7
2014-15	46-28-8	22-13-6	24-15-2
2015-16	38-33-11	21-16-4	17-17-7
2016-17	49-25-8	27-12-2	22-13-6
2017-18	45-26-11	27-6-8	18-20-3
2018-19	37-36-9	16-18-7	21-18-2
2019-20	35-27-7	19-11-5	16-16-2
2020-21	35-16-5	21-5-2	14-11-3
2021-22	53-22-7	31-8-2	22-14-5
2022-23	46-25-11	25-12-4	21-13-7
TOTALS	858-646-55-172	485-263-28-90	373-383-27-82

Games could not result in a tie after the 2003-04 season

NEW YORK ISLANDERS SEASON-BY-SEASON RECORD VS. MINNESOTA (SINCE 2000-01)

SEASON	OVERALL, W-L-T-OTL	HOME, W-L-T-OTL	ROAD, W-L-T-OTL
2000-01	0-2-0-0	0-1-0-0	0-1-0-0
2001-02	1-1-0-0	1-0-0-0	0-1-0-0
2002-03	1-0-0-0	---	1-0-0-0
2003-04	1-0-0-0	1-0-0-0	0-0-0-0
2004-05	NHL	SEASON	LOCKOUT
2005-06	0-1-0	0-1-0	---
2006-07	---	---	---
2007-08	0-0-1	---	0-0-1
2008-09	0-2-0	0-1-0	0-1-0
2009-10	0-1-0	---	0-1-0
2010-11	1-0-0	1-0-0	---
2011-12	2-0-0	1-0-0	1-0-0
2012-13	---	---	---
2013-14	1-1-0	0-1-0	1-0-0
2014-15	0-1-1	0-0-1	0-1-0
2015-16	2-0-0	1-0-0	1-0-0
2016-17	1-1-0	1-0-0	0-1-0
2017-18	0-2-0	0-1-0	0-1-0
2018-19	2-0-0	1-0-0	1-0-0
2019-20	1-0-0	0-0-0	1-0-0
2020-21	---	---	---
2021-22	0-2-0	0-1-0	0-1-0
2022-23	0-1-1	0-1-0	0-0-1
TOTALS	13-15-0-3	7-7-0-1	6-8-0-2





MARTIN ST. LOUIS



NICK SUZUKI

ISLANDERS VS. MONTREAL CANADIENS

ALL-TIME: 66-91-15-5

LAST REG. WIN: 04/12/23, NYI 4 vs. MTL 2

LAST REG. LOSS: 03/03/20, NYI 2 vs MTL 6

OVERTIME RECORD: (W-L-T): 5-9-7

LAST OT DECISION: 2/11/23, MTL 4 vs. NYI 3

SHOOTOUT RECORD: 4-2

LAST SHOOTOUT: 02/20/22, MTL 3 at NYI 2

Records are based on W-L-P * P stands for games in which the Islanders earned a point via a tie, overtime loss or shootout loss

2023-24 MEETINGS

Saturday, December 16	Islanders at Canadiens	7:00PM
Thursday, January 25	Islanders at Canadiens	7:00PM
Thursday, April 11	Islanders vs. Canadiens	7:30PM

2022-23 SERIES

HOME:	RESULT	SCORE:	GWG	POWER PLAY	PENALTY KILL	GOALTENDERS:
Jan. 14, 2023	Win	NYI 2, MTL 1	Beauvillier	0/2	2/2	Sorokin/Montembeault
Apr. 12, 2023	Win	NYI 4, MTL 2	Nelson	1/3	1/1	Sorokin/Montembeault
ROAD:	RESULT	SCORE:	GWG	POWER PLAY	PENALTY KILL	GOALTENDERS:
Feb. 11, 2023	OT Loss	MTL 4, NYI 3	Matheson	1/2	2/2	Montembeault/Varlamov

ALL-TIME SERIES

NEW YORK ISLANDERS HAT TRICKS (6):

PLAYER	DATE	LOCATION
Ed Westfall	02/22/75	at MTL
Clark Gillies	02/27/79	vs. MTL
Mike Bossy	12/27/79	at MTL
Mike Bossy	10/28/80	vs. MTL
Mike Bossy	10/06/83	at MTL
Mike Bossy (4)	11/01/84	at MTL
Brock Nelson	11/04/21	at MTL

NEW YORK ISLANDERS SHUTOUTS (6):

PLAYER	DATE	LOCATION
Roland Melanson	02/19/83	vs. MTL
Billy Smith	03/27/84	vs. MTL
Tommy Soderstrom	10/20/95	vs. MTL
Tommy Salo	11/12/98	vs. MTL
Evgeni Nabokov	04/10/14	at MTL
Thomas Greiss	02/23/17	at MTL
Ilya Sorokin	04/15/22	at MTL

NEW YORK ISLANDERS PENALTY SHOTS (1):

PLAYER/GOALIE	DATE	OUTCOME
Ryan Smyth/David Aebischer	03/13/07 at MTL	Scored

CLUB INFORMATION

Founded: .1909 (NHA), 1917 (NHL)
 Home Arena: .Bell Centre (21,288)
 Address: .1909 avenue des Canadiens-de-Montreal, QC114B 5G0
 Stanley Cups: .24, (1916, '24, '30, '31, '44, '46, '53, '56, '57, '58, '59, '60, '65, '66, '68, '69, '71, '73, '76, '77, '78, '79, '86, '93)
 Executive VP/General Manager: .Kent Hughes
 Head Coach: .Martin St. Louis
 2022-23 Record: .31-45-6 (68 pts)
 2022-23 Finish: .8th in Atlantic, 15th in Eastern, 28th in NHL
 2023 Playoffs: .Did not qualify

BROADCAST TEAMS

Television Play-by-Play: .Pierre Houde (French), Brian Murdyk (English)
 Television Color Analyst: .Marc Denis (French), Dave Poulin (English)
 Radio Play-by-Play: .Martin McGuire (French), Victor Findlay (English)
 Radio Color Analyst: .Dany Dube (French), Sergio Momesso (English)

MONTREAL CANADIENS HAT TRICKS (6):

PLAYER	DATE	LOCATION
Jacques Lemaire	10/24/72	vs. MTL
Peter Mahovlich	10/09/74	at MTL
Bobby Smith	02/21/87	vs. MTL
Brian Savage (4)	01/08/98	vs. MTL
Max Pacioretty	02/09/12	vs. MTL
Alex Galchenyuk	03/02/18	vs. MTL

MONTREAL CANADIENS SHUTOUTS (13):

PLAYER	DATE	LOCATION
Doug Soetaert	01/18/86	at MTL
Brian Hayward	03/16/87	at MTL
Patrick Roy	10/31/89	vs. MTL
Jose Theodore	01/19/00	at MTL
Jose Theodore	01/02/01	vs. MTL
Jose Theodore	01/10/02	at MTL
Jose Theodore	11/07/02	at MTL
Jose Theodore	10/23/03	at MTL
Cristobol Huet	03/28/06	at MTL
Jaroslav Halak	03/15/08	at MTL
Jaroslav Halak	12/19/09	vs. MTL
Carey Price	12/14/13	vs. MTL
Carey Price	03/21/19	at MTL

MONTREAL CANADIENS PENALTY SHOTS (2):

PLAYER/GOALIE	DATE	OUTCOME
Tom Kostopoulos/Yann Danis	04/02/09 vs. MTL	Failed
Benoit Pouliot/Dwayne Roloson	10/27/10 vs. MTL	Failed



NEW YORK ISLANDERS VS. MONTREAL CANADIENS

SEASON-BY-SEASON RECORD VS. NHL (SINCE 1972-73)

SEASON	OVERALL, W-L-T-OTL	HOME, W-L-T-OTL	ROAD, W-L-T-OTL
1972-73	52-10-16	29-4-6	23-6-10
1973-74	45-24-9	24-12-3	21-12-6
1974-75	47-14-19	27-8-5	20-6-14
1975-76	58-11-11	32-3-5	26-8-6
1976-77	60-8-12	33-1-6	27-7-6
1977-78	59-10-11	32-4-4	27-6-7
1978-79	52-17-11	29-6-5	23-11-6
1979-80	47-20-13	30-7-3	17-13-10
1980-81	45-22-13	31-7-2	14-15-11
1981-82	46-17-17	25-6-9	21-11-8
1982-83	42-24-14	25-6-9	17-18-5
1983-84	35-40-5	19-19-2	16-21-3
1984-85	41-27-12	24-10-6	17-17-6
1985-86	40-33-7	25-11-4	15-22-3
1986-87	40-33-7	27-9-4	14-20-6
1987-88	45-22-13	26-8-6	19-14-7
1988-89	53-18-9	30-6-4	23-12-5
1989-90	14-28-11	26-8-6	15-20-5
1990-91	39-30-11	23-12-5	16-18-6
1991-92	41-28-11	27-8-5	14-20-6
1992-93	48-30-6	27-13-2	21-17-4
1993-94	41-29-14	26-12-4	15-17-10
1994-95	18-23-7	15-5-4	3-18-3
1995-96	40-32-10	23-12-6	17-20-4
1996-97	31-36-15	17-17-7	14-19-8
1997-98	37-32-13	15-17-9	22-15-4
1998-99	32-39-11	21-15-5	11-24-6
1999-00	35-34-9-4	18-17-5-1	17-17-4-3
2000-01	28-40-8-6	15-20-4-2	13-20-4-4
2001-02	36-31-12-3	21-13-6-1	15-18-6-2
2002-03	30-35-8-9	16-16-5-4	14-19-3-5
2003-04	41-30-7-4	23-13-4-1	18-17-3-3
2004-05	NHL	SEASON	LOCKOUT
2005-06	42-31-9	24-13-4	18-18-5
2006-07	42-34-6	26-12-3	16-22-3
2007-08	47-25-10	22-13-6	25-12-4
2008-09	41-30-11	24-10-7	17-20-4
2009-10	39-33-10	20-16-5	19-17-5
2010-11	44-30-8	24-11-6	20-19-2
2011-12	31-35-16	16-15-10	15-20-6
2012-13	29-14-5	14-7-3	15-7-2
2013-14	46-28-8	23-13-5	23-15-3
2014-15	50-22-10	26-9-6	24-13-4
2015-16	38-38-6	22-16-3	16-22-3
2016-17	47-26-9	24-12-5	23-14-4
2017-18	29-40-13	18-14-9	11-26-4
2018-19	44-30-8	25-12-4	19-18-4
2019-20	31-31-9	14-17-6	17-14-3
2020-21	24-21-11	13-11-4	11-10-7
2021-22	22-49-11	11-26-4	11-23-7
2022-23	31-45-6	17-21-3	14-24-3
TOTALS	2,023-1,385-355-192	1,144-573-160-102	879-812-195-90

Games could not result in a tie after the 2003-04 season


NEW YORK ISLANDERS SEASON-BY-SEASON RECORD VS. MONTREAL (SINCE 1972-73)

SEASON	OVERALL, W-L-T-OTL	HOME, W-L-T-OTL	ROAD, W-L-T-OTL
1972-73	0-5-0	0-3-0	0-2-0
1973-74	1-4-1	1-1-1	0-3-0
1974-75	2-0-2	1-0-1	1-0-1
1975-76	1-2-1	1-1-0	0-1-1
1976-77	0-4-0	0-2-0	0-2-0
1977-78	0-4-0	0-2-0	0-2-0
1978-79	3-1-0	2-0-0	1-1-0
1979-80	3-0-1	2-0-0	1-0-1
1980-81	2-1-1	1-0-1	1-1-0
1981-82	2-1-0	1-1-0	1-0-0
1982-83	1-0-2	1-0-0	0-0-2
1983-84	3-0-0	2-0-0	1-0-0
1984-85	1-2-0	1-0-0	0-2-0
1985-86	1-2-0	1-1-0	0-1-0
1986-87	1-1-1	1-0-0	0-1-1
1987-88	0-3-0	0-2-0	0-1-0
1988-89	2-1-0	1-0-0	1-1-0
1989-90	1-2-0	0-2-0	1-0-0
1990-91	0-2-1	0-0-1	0-2-0
1991-92	0-3-0	0-2-0	0-1-0
1992-93	1-3-0	0-2-0	1-1-0
1993-94	4-0-1	2-0-0	2-0-1
1994-95	1-2-0	1-0-0	0-2-0
1995-96	1-1-2	1-0-1	0-1-1
1996-97	0-4-0	0-2-0	0-2-0
1997-98	2-1-1	1-1-0	1-0-1
1998-99	2-2-0	2-0-0	0-2-0
1999-00	2-2-0-0	1-1-0-0	1-1-0-0
2000-01	2-2-0-0	1-1-0-0	1-1-0-0
2001-02	1-2-1-0	1-0-1-0	0-2-0-0
2002-03	3-1-0-0	2-0-0-0	1-1-0-0
2003-04	2-2-0-0	2-0-0-0	0-2-0-0
2004-05	NHL	SEASON	LOCKOUT
2005-06	1-3-0	1-1-0	0-2-0
2006-07	2-2-0	1-1-0	1-1-0
2007-08	0-4-0	0-2-0	0-2-0
2008-09	2-2-0	0-2-0	2-0-0
2009-10	1-2-1	1-1-0	0-1-1
2010-11	2-2-0	1-1-0	1-1-0
2011-12	2-2-0	1-1-0	1-1-0
2012-13	1-1-1	1-1-0	0-0-1
2013-14	1-1-1	0-0-1	1-1-0
2014-15	0-3-0	0-2-0	0-1-0
2015-16	0-3-0	0-1-0	0-2-0
2016-17	2-1-0	1-1-0	1-0-0
2017-18	1-2-0	0-1-0	1-1-0
2018-19	1-1-1	1-0-1	0-1-0
2019-20	0-2-0	0-1-0	0-1-0
2020-21	---	---	---
2021-22	2-0-1	0-0-1	2-0-0
2022-23	2-0-1	2-0-0	0-0-1
TOTALS	66-91-15-5	40-40-6-3	26-51-9-2





ANDREW BRUNETTE



ROMAN JOSI

ISLANDERS VS. NASHVILLE PREDATORS

ALL-TIME: 11-19-0-3

LAST REG. WIN: 10/28/17, NYI 6 at NSH 2

LAST REG. LOSS: 12/2/22, NSH 4 at NYI 1

OVERTIME RECORD: (W-L-T): 2-1-0

LAST OT DECISION: 2/5/18, NYI 4 vs. NSH 5

SHOOTOUT RECORD: 1-2

LAST SHOOTOUT: 10/30/21, NSH 3 vs. NYI 2

Records are based on W-L-T-OT

2023-24 MEETINGS

Saturday, January 13 Islanders at Predators 8:00PM

Saturday, April 6 Islanders vs. Predators 7:30PM

2022-23 SERIES

HOME:	RESULT	SCORE:	GWG	POWER PLAY	PENALTY KILL	GOALTENDERS:
Dec. 2, 2022	Loss	NSH 4, NYI 1	Josi	1/4	1/3	Lankinen/Sorokin

ROAD:	RESULT	SCORE:	GWG	POWER PLAY	PENALTY KILL	GOALTENDERS:
Nov. 17, 2022	Loss	NSH 5, NYI 4	Parssinen	1/3	2/3	Saros/Sorokin

ALL-TIME SERIES

NEW YORK ISLANDERS HAT TRICKS (1):

PLAYER	DATE	LOCATION
John Tavares	10/28/17	at NSH

NEW YORK ISLANDERS SHUTOUTS (0):

PLAYER	DATE	LOCATION
John Tavares

NEW YORK ISLANDERS PENALTY SHOTS (1):

PLAYER/GOALIE	DATE	OUTCOME
Brad Isbister/Tomas Vokoun	10/15/02 vs. NSH	Failed

CLUB INFORMATION

Founded: 1998
 Home Arena: Bridgestone Arena (17,159)
 Address: 501 Broadway, Nashville, TN 37203
 Stanley Cups: None
 President of Hockey Operations, General Manager & Alternate Governor: Barry Trotz
 Head Coach: Andrew Brunette
 2022-23 Record: 42-32-8 (92 pts)
 2022-23 Finish: 5th in Central, 10th in Western, 18th in NHL
 2023 Playoffs: Did not qualify

BROADCAST TEAMS

Television Play-by-Play: Willy Daunic
 Television Color Analyst: Chris Mason
 Radio Play-by-Play Peter Weber
 Radio Color Analyst: Hal Gill

NASHVILLE PREDATORS HAT TRICKS (1):

PLAYER	DATE	LOCATION
Craig Smith	02/13/20	at NSH

NASHVILLE PREDATORS SHUTOUTS (4):

PLAYER	DATE	LOCATION
Tomas Vokoun	02/13/03	at NSH
Pekka Rinne	12/20/08	at NSH
Anders Lindback	12/13/10	at NSH
Juuse Saros	02/13/20	at NSH

NASHVILLE PREDATORS PENALTY SHOTS (0):

PLAYER	DATE	OUTCOME
None



NEW YORK ISLANDERS VS. NASHVILLE PREDATORS

SEASON-BY-SEASON RECORD VS. NHL (SINCE 1998-99)

SEASON	OVERALL, W-L-T-OTL	HOME, W-L-T-OTL	ROAD, W-L-T-OTL
1998-99	28-47-7	15-22-4	13-25-3
1999-00	28-40-7-7	15-21-3-2	13-19-4-5
2000-01	34-36-9-3	16-18-7-0	18-18-2-3
2001-02	28-41-13-0	17-16-8-0	11-25-5-0
2002-03	27-35-13-7	18-17-5-1	9-18-8-6
2003-04	38-29-11-4	22-10-7-2	16-19-4-2
2004-05	NHL	SEASON	LOCKOUT
2005-06	49-25-8	32-8-1	17-17-7
2006-07	51-23-8	28-8-5	23-15-3
2007-08	41-32-9	23-14-4	18-18-5
2008-09	40-34-8	24-13-4	16-21-4
2009-10	47-29-6	24-14-3	23-15-3
2010-11	44-27-11	24-9-8	20-18-3
2011-12	48-26-8	26-10-5	22-16-3
2012-13	16-23-9	11-9-4	5-14-5
2013-14	38-32-12	19-17-5	19-15-7
2014-15	47-25-10	28-9-4	19-16-6
2015-16	41-27-14	23-11-7	18-16-7
2016-17	41-29-12	24-9-8	17-20-4
2017-18	53-18-11	28-9-4	25-9-7
2018-19	47-29-6	25-14-2	22-15-4
2019-20	35-26-8	17-14-4	18-12-4
2020-21	31-23-2	18-10-0	13-13-2
2021-22	45-30-7	25-14-2	20-16-5
2022-23	42-32-8	22-15-4	20-17-4
TOTALS	939-718-60-178	524-311-34-79	415-407-26-99

Games could not result in a tie after the 2003-04 season

NEW YORK ISLANDERS SEASON-BY-SEASON RECORD VS. NASHVILLE (SINCE 1998-99)

SEASON	OVERALL, W-L-T-OTL	HOME, W-L-T-OTL	ROAD, W-L-T-OTL
1998-99	1-1-0-0	0-1-0-0	1-0-0-0
1999-00	0-2-0-0	0-1-0-0	0-1-0-0
2000-01	1-0-0-0	1-0-0-0	---
2001-02	1-0-0-0	---	1-0-0-0
2002-03	1-1-0-0	1-0-0-0	0-1-0-0
2003-04	0-1-0-0	---	0-1-0-0
2004-05	NHL	SEASON	LOCKOUT
2005-06	0-1-0	---	0-1-0
2006-07	0-0-1	0-0-1	---
2007-08	---	---	---
2008-09	0-1-0	---	0-1-0
2009-10	1-0-0	1-0-0	---
2010-11	0-1-0	---	0-1-0
2011-12	0-1-0	0-1-0	---
2012-13	---	---	---
2013-14	1-1-0	1-0-0	0-1-0
2014-15	2-0-0	1-0-0	1-0-0
2015-16	1-1-0	1-0-0	0-1-0
2016-17	1-1-0	0-1-0	1-0-0
2017-18	1-0-1	0-0-1	1-0-0
2018-19	0-2-0	0-1-0	0-1-0
2019-20	0-2-0	0-1-0	0-1-0
2020-21	---	---	---
2021-22	0-1-1	0-1-0	0-0-1
2022-23	0-2-0	0-1-0	0-1-0
TOTALS	11-19-0-3	6-8-0-2	5-11-0-1





LINDY RUFF



NICO HISCHIER

ISLANDERS VS. NEW JERSEY DEVILS

ALL-TIME: 147-87-22-8

LAST REG. WIN: 03/27/23, NYI 5 vs. NJD 1

LAST REG. LOSS: 10/20/22, NJD 4 at NYI 1

OVERTIME RECORD: (W-L-T): 13-8-16

LAST OT DECISION: 01/07/20, NYI 4 at NJD 3

SHOOTOUT RECORD: 10-3

LAST SHOOTOUT: 03/14/21 NYI 3 at NJD 2

Records are based on W-L-T-OT

2023-24 MEETINGS

Thursday, October 20	Islanders vs. Devils	7:30PM
Friday, December 9	Islanders at Devils	7:00PM
Monday, March 27	Islanders vs. Devils	7:30PM

2022-23 SERIES

HOME:	RESULT	SCORE:	GWG	POWER PLAY	PENALTY KILL	GOALTENDERS:
Oct. 20, 2022	Loss	NJD 4, NYI 1	Palat	0/2	3/3	Blackwood/Sorokin
Mar. 27, 2023	Win	NYI 5, NJD 1	Palmieri	0/1	2/2	Sorokin/Vanecek

ROAD:	RESULT	SCORE:	GWG	POWER PLAY	PENALTY KILL	GOALTENDERS:
Dec. 9, 2022	Win	NYI 6, NJD 4	Nelson	1/4	2/3	Varlamov/Schmid

ALL-TIME SERIES

NEW YORK ISLANDERS HAT TRICKS (15):

PLAYER	DATE	LOCATION
Jude Drouin	01/06/76	vs. K.C.
Bryan Trottier	11/21/78	at COL
Butch Goring	12/30/80	vs. COL
Mike Bossy	03/17/83	at NJD
Mike Bossy	10/29/83	vs. NJD
Greg Gilbert	02/25/84	vs. NJD
Bob Bourne	03/13/84	at NJD
Mike Bossy	02/15/86	vs. NJD
Steve Thomas (4)	04/15/92	vs. NJD
Pierre Turgeon	01/16/93	at NJD
Pierre Turgeon	04/16/93	vs. NJD
Mark Parrish	10/11/01	at NJD
Sean Bergenheim	03/07/09	vs. NJD
John Tavares	02/16/13	vs. NJD
Jean-Gabriel Pageau	04/03/22	at NJD

NEW YORK ISLANDERS SHUTOUTS (13):

PLAYER	DATE	LOCATION
Glenn Resch	03/06/77	at COL
Billy Smith	02/22/87	at NJD
Glenn Healy	04/15/92	vs. NJD
John Vanbiesbrouck	12/01/00	at NJD
Rick DiPietro	11/16/07	at NJD
Yann Danis	02/21/09	vs. NJD
Rick DiPietro	01/18/10	vs. NJD
Rick DiPietro	11/26/10	vs. NJD
Anders Nilsson	03/04/12	vs. NJD
Jaroslav Halak	03/21/15	at NJD
Thomas Greiss	12/13/15	vs. NJD
Jaroslav Halak	02/19/16	at NJD
Thomas Greiss	11/03/18	vs NJD

NEW YORK ISLANDERS PENALTY SHOTS (5):

PLAYER/GOALIE	DATE	OUTCOME
Dave Scatchard/Martin Brodeur	02/27/01 vs. NJ	Failed
Kyle Okposo/Martin Brodeur	10/10/08 at NJ	Failed
Michael Grabner/Johan Hedberg	11/25/11 vs. NJ	Failed
David Ullstrom/Johan Hedberg	02/16/13 vs. NJ	Failed
John Tavares/Cory Schneider	02/18/17 at NJ	Failed

CLUB INFORMATION

Founded: 1974 (Kansas City), 1976 (Colorado), 1982 (New Jersey)
 Home Arena: Prudential Center (16,514)
 Address: 165 Mulberry Street, Newark, NJ 07102
 Stanley Cups: 3 (1995, 2000, '03)
 Executive Vice President & General Manager: Tom Fitzgerald
 Head Coach: Lindy Ruff
 2022-23 Record: 52-22-8 (112 pts)
 2022-23 Finish: 2nd in Metropolitan, 3rd in Eastern, 3rd in NHL
 2023 Playoffs: Lost Second Round (CAR)

BROADCAST TEAMS

Television Play-by-Play: Bill Spaulding
 Television Color Analyst: Ken Daneyko
 Radio Play-by-Play: Matt Loughlin
 Radio Color Analyst: Chico Resch

NEW JERSEY DEVILS HAT TRICKS (5):

PLAYER	DATE	LOCATION
John MacLean	12/9/88	at NJ
Alexander Semak	10/16/93	vs. NJ
Alexander Mogilny	01/04/01	at NJ
Patrik Elias (4)	03/30/03	at NJ
Ilya Kovalchuk	03/08/12	at NJ

NEW JERSEY DEVILS SHUTOUTS (14):

PLAYER	DATE	LOCATION
Martin Brodeur/Mike Dunham	11/09/96	at NJD
Martin Brodeur	01/21/00	at NJD
Martin Brodeur	12/01/00	at NJD
Martin Brodeur	01/15/03	at NJD
Martin Brodeur	03/30/03	at NJD
Martin Brodeur	10/28/03	vs. NJD
Martin Brodeur	12/10/03	at NJD
Martin Brodeur	01/24/06	vs. NJD
Martin Brodeur	12/30/06	vs. NJD
Martin Brodeur	02/08/07	at NJD
Martin Brodeur	02/17/07	vs. NJD
Johan Hedberg	11/25/11	vs. NJD
Johan Hedberg	02/03/13	vs. NJD
Scott Wedgewood	01/24/21	at NJD
Mackenzie Blackwood	11/11/21	at NJD

NEW JERSEY DEVILS PENALTY SHOTS (2):

PLAYER/GOALIE	DATE	OUTCOME
Patrik Elias/John Vanbiesbrouck	12/01/00 at NJ	Failed
Patrik Elias/Garth Snow	12/10/03 at NJ	Failed



NEW YORK ISLANDERS VS. NEW JERSEY DEVILS

SEASON-BY-SEASON RECORD VS. NHL (SINCE 1974-75)

SEASON	OVERALL, W-L-T-OTL	HOME, W-L-T-OTL	ROAD, W-L-T-OTL
1974-75	15-54-11	12-20-8	3-34-3
1975-76	12-56-12	8-24-8	4-32-4
1976-77	20-46-14	12-20-8	8-26-6
1977-78	19-40-21	17-14-9	2-26-12
1978-79	15-53-12	8-24-8	7-29-4
1979-80	19-48-13	12-20-8	7-28-5
1980-81	22-45-13	15-16-9	7-29-4
1981-82	18-49-13	14-21-5	4-28-8
1982-83	17-49-14	11-20-9	6-29-5
1983-84	17-56-7	10-28-2	7-28-5
1984-85	22-48-10	13-21-6	9-27-4
1985-86	28-49-3	17-21-2	11-28-1
1986-87	29-45-6	20-17-3	9-28-3
1987-88	38-36-6	23-16-1	15-20-5
1988-89	27-41-12	17-18-5	10-23-7
1989-90	37-34-9	22-15-3	15-19-6
1990-91	32-33-15	23-10-7	9-23-8
1991-92	38-31-11	24-12-4	14-19-7
1992-93	40-37-7	24-14-4	16-23-3
1993-94	47-25-12	29-11-2	18-14-10
1994-95	22-18-8	14-4-6	8-14-2
1995-96	37-33-12	22-17-2	15-16-10
1996-97	45-23-14	23-9-9	22-14-5
1997-98	48-23-11	29-10-2	19-13-9
1998-99	47-24-11	19-14-8	28-10-3
1999-00	45-24-8-5	28-9-3-1	17-15-5-4
2000-01	48-19-12-3	24-11-6-0	24-8-6-3
2001-02	41-28-9-4	22-13-4-2	19-15-5-2
2002-03	46-20-10-6	25-11-3-2	21-9-7-4
2003-04	43-25-12-2	22-13-5-1	21-12-7-1
2004-05	NHL	SEASON	LOCKOUT
2005-06	46-27-9	27-11-3	19-16-6
2006-07	49-24-9	25-10-6	24-14-3
2007-08	46-29-7	25-14-2	21-15-5
2008-09	51-27-4	28-12-1	23-15-3
2009-10	48-27-7	27-10-4	21-17-3
2010-11	38-39-5	22-16-3	16-23-2
2011-12	48-28-6	24-13-4	24-15-2
2012-13	19-19-10	13-9-2	6-10-8
2013-14	35-29-18	21-11-9	14-18-9
2014-15	32-36-14	19-14-8	13-22-6
2015-16	38-36-8	19-17-5	19-19-3
2016-17	28-40-14	16-17-8	12-23-6
2017-18	44-29-9	23-14-4	21-15-5
2018-19	31-41-10	20-14-7	11-27-3
2019-20	28-29-12	13-11-10	15-18-2
2020-21	19-30-7	7-18-3	12-12-4
2021-22	27-46-9	16-20-5	11-26-4
2022-23	52-22-8	24-13-4	28-9-4
TOTALS	1,613-1,670-328-186	928-717-159-94	685-953-169-92

* Games could not result in a tie after the 2003-04 season


NEW YORK ISLANDERS SEASON-BY-SEASON RECORD VS. NEW JERSEY (SINCE 1974-75)

SEASON	OVERALL, W-L-T-OTL	HOME, W-L-T-OTL	ROAD, W-L-T-OTL
1974-75	4-1-0	2-0-0	2-1-0
1975-76	2-0-3	2-0-1	0-0-2
1976-77	5-0-0	2-0-0	3-0-0
1977-78	4-0-1	3-0-0	1-0-1
1978-79	4-0-1	2-0-1	2-0-0
1979-80	3-1-0	2-0-0	1-1-0
1980-81	3-1-0	2-0-0	1-1-0
1981-82	2-0-1	1-0-0	1-0-1
1982-83	7-0-0	3-0-0	4-0-0
1983-84	7-0-0	4-0-0	3-0-0
1984-85	2-3-2	1-1-1	1-2-1
1985-86	5-2-0	4-0-0	1-2-0
1986-87	5-2-0	3-0-0	2-2-0
1987-88	4-3-0	4-0-0	0-3-0
1988-89	4-1-2	2-0-1	2-1-1
1989-90	1-4-2	1-1-2	0-3-0
1990-91	4-1-2	2-1-0	2-0-2
1991-92	3-1-3	1-1-2	2-0-1
1992-93	5-2-0	2-1-0	3-1-0
1993-94	2-3-0	2-1-0	0-2-0
1994-95	1-1-2	1-0-1	0-1-1
1995-96	1-4-0	1-1-0	0-3-0
1996-97	2-3-0	2-1-0	0-2-0
1997-98	2-4-0	1-2-0	1-2-0
1998-99	2-3-0	0-3-0	2-0-0
1999-00	2-3-0-0	1-1-0-0	1-2-0-0
2000-01	1-2-2-0	1-1-1-0	0-1-1-0
2001-02	2-2-0-1	1-1-0-0	1-1-0-1
2002-03	0-4-1-0	0-2-1-0	0-2-0-0
2003-04	3-2-1-0	2-1-0-0	1-1-1-0
2004-05	NHL	SEASON	LOCKOUT
2005-06	6-1-1	3-1-0	3-0-1
2006-07	2-5-1	0-3-1	2-2-0
2007-08	6-1-1	3-0-1	3-1-0
2008-09	2-4-0	2-1-0	0-3-0
2009-10	2-4-0	2-1-0	0-3-0
2010-11	2-2-2	1-1-1	1-1-1
2011-12	2-4-0	1-2-0	1-2-0
2012-13	3-2-0	1-2-0	2-0-0
2013-14	3-2-0	1-2-0	2-0-0
2014-15	4-0-0	2-0-0	2-0-0
2015-16	3-0-1	2-0-0	1-0-1
2016-17	3-1-0	2-0-0	1-1-0
2017-18	1-3-0	1-1-0	0-2-0
2018-19	4-0-0	2-0-0	2-0-0
2019-20	1-1-0	0-1-0	1-0-0
2020-21	6-2-0	3-1-0	3-1-0
2021-22	3-1-0	2-0-0	1-0-0
2022-23	2-1-0	1-1-0	1-0-0
TOTALS	147-87-22-8	84-36-11-3	63-51-11-5





PETER LAVIOLETTE



JACOB TROUBA

ISLANDERS VS. NEW YORK RANGERS

ALL-TIME: 135-128-19-7

LAST REG. WIN: 11/08/22, NYI 4 at NYR 3

LAST REG. LOSS: 12/22/22, NYR 5 vs. NYI 3

OVERTIME RECORD: (W-L-T): 4-11-17

LAST OT DECISION: 04/11/21, NYI 3 vs. NYR 2

SHOOTOUT RECORD: 8-1

LAST SHOOTOUT: 10/19/17, NYI 4 at NYR 3

Records are based on W-L-T-OT

2023-24 MEETINGS

Table with 3 columns: Date, Matchup, Time. Includes meetings on Feb 18, March 17, April 9, and April 13.

*MetLife Stadium

2022-23 SERIES

Series summary table with columns: HOME, RESULT, SCORE, GWG, POWER PLAY, PENALTY KILL, GOALTENDERS. Includes Oct 26, Nov 8, and Dec 22, 2022.

ALL-TIME SERIES

NEW YORK ISLANDERS HAT TRICKS (15):

Table of Islanders hat tricks with columns: PLAYER, DATE, LOCATION. Lists players like Bryan Trottier, Mike Bossy, etc.

NEW YORK ISLANDERS SHUTOUTS (13):

Table of Islanders shutouts with columns: PLAYER, DATE, LOCATION. Lists goalies like Billy Smith, Rick DiPietro, etc.

NEW YORK ISLANDERS PENALTY SHOTS (2):

Table of Islanders penalty shots with columns: PLAYER/GOALIE, DATE, OUTCOME. Includes Claude Lapointe and Cal Clutterbuck.

CLUB INFORMATION

Founded: 1926
Home Arena: Madison Square Garden (18,006)
Address: 2 Pennsylvania Plaza, New York, NY 10121
Stanley Cups: 4 (1928, '33, '40, '94)
General Manager: Chris Drury
Head Coach: Peter Laviolette
2022-23 Record: 47-22-13 (107 pts)
2022-23 Finish: 3rd in Metropolitan, 5th in Eastern, 9th in NHL
2023 Playoffs: Lost First Round (NJD)

BROADCAST TEAMS

Television Play-by-Play: Sam Rosen
Television Color Analyst: Joe Micheletti
Radio Play-by-Play: Kenny Albert
Radio Color Analyst: Dave Maloney

NEW YORK RANGERS HAT TRICKS (13):

Table of Rangers hat tricks with columns: PLAYER, DATE, LOCATION. Lists players like Steve Vickers, Don Maloney, etc.

NEW YORK RANGERS SHUTOUTS (15):

Table of Rangers shutouts with columns: PLAYER, DATE, LOCATION. Lists goalies like Ed Giacomin, Doug Soetaert, etc.

NEW YORK RANGERS PENALTY SHOTS (3):

Table of Rangers penalty shots with columns: PLAYER/GOALIE, DATE, OUTCOME. Includes Don Murdoch, Martin Straka, and Marian Gaborik.



NEW YORK ISLANDERS VS. NEW YORK RANGERS

SEASON-BY-SEASON RECORD VS. NHL (SINCE 1972-73)

SEASON	OVERALL, W-L-T-OTL	HOME, W-L-T-OTL	ROAD, W-L-T-OTL
1972-73	47-23-8	26-8-5	21-15-3
1973-74	40-24-14	26-7-6	14-17-8
1974-75	37-29-14	21-11-8	16-18-6
1975-76	29-42-9	16-16-8	13-26-1
1976-77	29-37-14	17-18-5	12-19-9
1977-78	30-37-13	18-15-7	12-22-6
1978-79	40-29-11	19-13-8	21-16-3
1979-80	38-32-10	22-10-8	16-22-2
1980-81	30-36-14	17-13-10	13-23-4
1981-82	39-27-14	19-15-6	20-12-8
1982-83	35-35-10	24-13-3	11-22-7
1983-84	42-29-9	27-12-1	15-17-8
1984-85	26-44-10	16-18-6	10-26-4
1985-86	36-38-6	20-18-2	16-20-4
1986-87	34-38-8	18-18-4	16-20-4
1987-88	36-34-10	22-13-5	14-21-5
1988-89	37-35-8	21-17-2	16-18-6
1989-90	36-31-13	20-11-9	16-20-4
1990-91	36-31-13	22-11-7	14-20-6
1991-92	50-25-5	28-8-4	22-17-1
1992-93	34-39-11	20-17-5	14-22-6
1993-94	52-24-8	28-8-6	24-16-2
1994-95	22-23-3	11-10-3	11-13-0
1995-96	41-27-14	22-10-9	19-17-5
1996-97	38-34-10	21-14-6	17-20-4
1997-98	25-39-18	14-18-9	11-21-9
1998-99	33-38-11	17-19-5	16-19-6
1999-00	29-38-12-3	15-20-5-1	14-18-7-2
2000-01	33-43-5-1	17-20-3-1	16-23-2-0
2001-02	36-38-4-4	19-19-2-1	17-19-2-3
2002-03	32-36-10-4	17-18-4-2	15-18-6-2
2003-04	27-40-7-8	13-21-3-4	14-19-4-4
2004-05	NHL	SEASON	LOCKOUT
2005-06	44-26-12	25-10-6	19-16-6
2006-07	42-30-10	21-15-5	21-15-5
2007-08	42-27-13	25-13-3	17-14-10
2008-09	43-3-9	26-11-4	17-19-5
2009-10	33-38-11	18-17-6	20-16-5
2010-11	44-33-5	20-17-4	24-16-1
2011-12	51-24-7	27-12-2	24-12-5
2012-13	26-18-4	16-6-2	10-12-2
2013-14	45-31-6	20-17-4	25-14-2
2014-15	53-22-7	25-11-5	28-11-2
2015-16	46-27-9	27-10-4	19-17-5
2016-17	48-28-6	21-16-4	27-12-2
2017-18	34-39-9	21-16-4	13-23-5
2018-19	32-36-14	18-14-9	14-22-5
2019-20	37-28-5	18-16-2	19-12-3
2020-21	27-23-6	14-11-3	13-12-3
2021-22	52-24-6	27-10-4	25-14-2
2022-23	47-22-13	23-13-5	24-9-8
TOTALS	1,880-1,576-326-172	1,025-694-174-85	855-882-152-87

Games could not result in a tie after the 2003-04 season

NEW YORK ISLANDERS SEASON-BY-SEASON RECORD VS. NEW YORK RANGERS (SINCE 1972-73)

SEASON	OVERALL, W-L-T-OTL	HOME, W-L-T-OTL	ROAD, W-L-T-OTL
1972-73	0-6-0	0-3-0	0-3-0
1973-74	1-4-0	1-1-0	0-3-0
1974-75	2-3-1	1-2-0	1-1-1
1975-76	4-2-0	2-1-0	2-1-0
1976-77	4-1-1	2-0-1	2-1-0
1977-78	4-2-0	3-0-0	1-2-0
1978-79	5-3-0	3-1-0	2-2-0
1979-80	2-2-0	2-0-0	0-2-0
1980-81	2-2-0	2-0-0	0-2-0
1981-82	6-2-0	4-0-0	2-2-0
1982-83	4-3-0	2-1-0	2-2-0
1983-84	3-4-0	3-1-0	0-3-0
1984-85	4-3-0	3-0-0	1-3-0
1985-86	3-3-1	2-2-0	1-1-1
1986-87	3-3-1	2-1-0	1-2-1
1987-88	2-2-3	2-0-2	0-2-1
1988-89	2-5-0	1-2-0	1-3-0
1989-90	2-3-2	2-1-1	0-2-1
1990-91	4-2-1	2-0-1	2-2-0
1991-92	4-2-1	4-0-0	0-2-1
1992-93	4-2-1	3-0-1	1-2-0
1993-94	2-1-2	2-1-0	0-0-2
1994-95	3-1-0	1-1-0	2-0-0
1995-96	1-5-0	0-3-0	1-2-0
1996-97	2-2-1	0-1-1	2-1-0
1997-98	3-1-1	3-0-0	0-1-1
1998-99	0-5-0	0-2-0	0-3-0
1999-00	2-2-1-0	1-2-0-0	1-0-1-0
2000-01	2-2-0-1	0-1-0-1	2-1-0-0
2001-02	3-2-0-0	1-2-0-0	2-0-0-0
2002-03	1-2-2-0	0-1-1-0	1-1-1-0
2003-04	0-6-0-0	0-3-0-0	0-3-0-0
2004-05	NHL	SEASON	LOCKOUT
2005-06	3-5-0	1-3-0	2-2-0
2006-07	5-1-2	2-1-1	3-0-1
2007-08	5-3-0	2-2-0	3-1-0
2008-09	1-5-0	0-3-0	1-2-0
2009-10	3-3-0	1-2-0	2-1-0
2010-11	2-4-0	2-1-0	0-3-0
2011-12	2-3-1	2-1-0	0-2-1
2012-13	1-1-2	0-0-2	1-1-0
2013-14	2-3-0	0-2-0	2-1-0
2014-15	3-2-0	1-2-0	2-0-0
2015-16	4-0-0	2-0-0	2-0-0
2016-17	3-1-0	2-0-0	1-1-0
2017-18	4-0-0	2-0-0	2-0-0
2018-19	2-2-0	1-1-0	1-1-0
2019-20	1-2-1	0-1-1	1-1-0
2020-21	6-2-0	3-1-0	3-1-0
2021-22	2-2-0	0-2-0	2-0-0
2022-23	2-1-0	1-0-0	1-1-0
TOTALS	135-128-19-7	76-55-8-5	59-73-11-2





D.J. SMITH



BRADY TKACHUK

ISLANDERS VS. OTTAWA SENATORS

ALL-TIME: 38-51-11-3

LAST REG. WIN: 11/14/22 NYI 4 at OTT 2

LAST REG. LOSS: 01/25/23, NYI 1 at OTT 2

OVERTIME RECORD: (W-L-T): 2-3-11

LAST OT DECISION: 12/5/15, NYI 2 at OTT 3

SHOOTOUT RECORD: 5-2

LAST SHOOTOUT: 02/14/23, OTT 3 at NYI 2

Records are based on W-L-T-OT

2023-24 MEETINGS

Thursday, October 26	Islanders vs. Senators	7:30 PM
Friday, November 24	Islanders at Senators	7:30 PM
Saturday, March 16	Islanders vs. Senators	12:30 PM

2022-23 SERIES

HOME:	RESULT	SCORE:	GWG	POWER PLAY	PENALTY KILL	GOALTENDERS:
Feb. 14, 2023	SO Loss	OTT 3 NYI 2	Stutzle	1/6	2/3	Mandolese/Sorokin
ROAD:	RESULT	SCORE:	GWG	POWER PLAY	PENALTY KILL	GOALTENDERS:
Nov. 14, 2022	Win	NYI 4 OTT 3	Pageau	2/3	5/6	Varlamov/Talbot
Jan. 25, 2023	Loss	OTT 2 NYI 1	Giroux	0/3	2/3	Talbot/Varlamov

ALL-TIME SERIES

NEW YORK ISLANDERS HAT TRICKS (2):

PLAYER	DATE	LOCATION
Derek King	10/23/93	vs. OTT
Pierre Turgeon	11/17/93	at OTT

NEW YORK ISLANDERS SHUTOUTS (1):

PLAYER	DATE	LOCATION
Ron Hextall	02/19/94	vs. OTT
Ilya Sorokin	03/22/2022	vs. OTT

NEW YORK ISLANDERS PENALTY SHOTS (3):

PLAYER/GOALIE	DATE	OUTCOME
Dave Scatchard/Martin Prusek	11/12/02 vs. OTT	Failed
Nick Leddy/Anders Nilsson	10/25/19 at OTT	Scored
Cole Bardreau/Craig Anderson	11/05/19 vs. OTT	Scored

CLUB INFORMATION

Founded:	1992
Home Arena:	Canadian Tire Centre (18,572)
Address:	1000 Palladium Drive, Ottawa, ON K2V 1A5
Stanley Cups:	None
General Manager:	Pierre Dorion
Head Coach:	D.J. Smith
2022-23 Record:	39-35-8 (86 pts)
2022-23 Finish:	6th in Atlantic, 11th in Eastern, 21st in NHL
2023 Playoffs:	Did not qualify

BROADCAST TEAMS

Television Play-by-Play:	Gord Miller, Michel Lacroix (French)
Television Color Analyst:	Jamie McLennan, Norman Flynn (French)
Radio Play-by-Play:	Dean Brown, Nicolas St. Pierre (French)
Radio Color Analyst:	Gord Wilson, Alain Sanscartier (French)

OTTAWA SENATORS HAT TRICKS (2):

PLAYER	DATE	LOCATION
Laurie Boschman	04/10/93	vs. OTT
Sylvain Turgeon	10/23/93	vs. OTT

OTTAWA SENATORS SHUTOUTS (6):

PLAYER	DATE	LOCATION
Patrick Lalime	12/16/00	at OTT
Patrick Lalime	01/01/04	at OTT
Dominik Hasek	11/05/05	at OTT
Ray Emery	12/27/06	at OTT
Craig Anderson	02/20/12	vs. OTT
Craig Anderson	02/11/17	at OTT

OTTAWA SENATORS PENALTY SHOTS (2):

PLAYER/GOALIE	DATE	OUTCOME
Dany Heatley/Rick DiPietro	11/05/05 at OTT	Failed
Peter Schaefer/Garth Snow	12/30/05 at OTT	Failed



NEW YORK ISLANDERS VS. OTTAWA SENATORS

SEASON-BY-SEASON RECORD VS. NHL (SINCE 1992-93)

SEASON	OVERALL, W-L-T-OTL	HOME, W-L-T-OTL	ROAD, W-L-T-OTL
1992-93	10-70-4	9-29-4	1-41-0
1993-94	14-61-9	8-30-4	6-31-5
1994-95	5-16-3	4-18-2	9-34-5
1995-96	18-59-5	8-28-5	10-31-0
1996-97	31-36-15	16-17-8	15-19-7
1997-98	34-33-15	18-16-7	16-17-8
1998-99	44-23-15	22-11-8	22-12-7
1999-00	41-28-11-2	24-10-5-2	17-18-6-0
2000-01	48-21-9-4	26-7-5-3	22-14-4-1
2001-02	39-27-9-7	21-13-3-4	18-14-6-3
2002-03	52-21-8-1	28-9-3-1	24-12-5-0
2003-04	43-23-10-6	23-8-5-5	20-15-5-1
2004-05	NHL	SEASON	LOCKOUT
2005-06	52-21-9	29-9-3	23-12-6
2006-07	48-25-9	25-13-3	23-12-6
2007-08	43-31-8	22-15-4	21-16-4
2008-09	36-35-11	22-12-7	14-23-4
2009-10	44-32-6	26-11-4	18-21-2
2010-11	32-40-10	16-20-5	16-20-5
2011-12	41-31-10	20-17-4	21-14-6
2012-13	25-17-6	15-6-3	10-11-3
2013-14	37-31-14	18-17-6	19-4-8
2014-15	43-26-13	23-13-5	20-13-8
2015-16	38-35-9	21-14-6	17-21-3
2016-17	44-28-10	22-11-8	22-17-2
2017-18	28-43-11	16-19-6	12-24-5
2018-19	29-47-6	18-19-2	11-28-2
2019-20	25-34-12	18-13-6	7-21-6
2020-21	23-28-5	14-10-4	9-18-1
2021-22	33-43-7	15-22-4	18-20-3
2022-23	39-35-8	24-14-3	15-21-5
TOTALS	1,043-1,017-115-184	572-449-60-100	471-568-55-84

Games could not result in a tie after the 2003-04 season

NEW YORK ISLANDERS SEASON-BY-SEASON RECORD VS. OTTAWA (SINCE 1992-93)

SEASON	OVERALL, W-L-T-OTL	HOME, W-L-T-OTL	ROAD, W-L-T-OTL
1992-93	2-1-0	1-1-0	1-0-0
1993-94	2-0-2	1-0-1	1-0-1
1994-95	0-3-1	0-1-1	0-2-0
1995-96	2-2-0	1-1-0	1-1-0
1996-97	0-2-2	0-1-1	0-1-1
1997-98	0-3-1	0-2-0	0-1-1
1998-99	0-4-0	0-2-0	0-2-0
1999-00	1-0-2-1	0-0-1-1	1-0-1-0
2000-01	0-4-0-0	0-2-0-0	0-2-0-0
2001-02	0-3-1-0	0-1-1-0	0-2-0-0
2002-03	1-2-1-0	0-1-1-0	1-1-0-0
2003-04	2-1-1-0	2-0-0-0	0-1-1-0
2004-05	NHL	SEASON	LOCKOUT
2005-06	0-4-0	0-2-0	0-2-0
2006-07	0-4-0	0-2-0	0-2-0
2007-08	2-2-0	1-1-0	1-1-0
2008-09	3-1-0	2-0-0	1-1-0
2009-10	1-1-2	1-1-0	0-0-2
2010-11	2-2-0	1-1-0	1-1-0
2011-12	1-3-0	0-2-0	1-1-0
2012-13	1-2-0	1-1-0	0-1-0
2013-14	2-1-0	0-1-0	2-0-0
2014-15	2-1-0	1-1-0	1-0-0
2015-16	2-0-1	1-0-0	1-0-1
2016-17	1-2-0	1-1-0	0-1-0
2017-18	2-1-0	0-1-0	2-0-0
2018-19	3-0-0	2-0-0	1-0-0
2019-20	2-1-0	1-0-0	1-1-0
2020-21			
2021-22	3-0-0	2-0-0	1-0-0
2022-23	1-1-1	0-0-1	1-1-0
TOTALS	38-51-11-5	19-26-6-2	19-25-5-3





JOHN TORTORELLA



SEAN COUTURIER

ISLANDERS VS. PHILADELPHIA FLYERS

ALL-TIME: 119-135-26-9

LAST REG. WIN: 04/08/23, NYI 4 vs. PHI 0

LAST REG. LOSS: 11/29/22, PHI 3 vs. NYI 1

OVERTIME RECORD: (W-L-T): 10-9-14

LAST OT DECISION: 04/18/21, NYI 1 at PHI 0

SHOOTOUT RECORD: 10-3

LAST SHOOTOUT: 01/18/22, NYI 4 at PHI 3

Records are based on W-L-T-OT

2023-24 MEETINGS

Wednesday, November 22	Islanders vs. Flyers	7:30PM
Saturday, November 25	Islanders vs. Flyers	7:30 PM
Monday, April 1	Islanders at Flyers	7:00 PM

2022-23 SERIES

HOME:	RESULT	SCORE:	GWG	POWER PLAY	PENALTY KILL	GOALTENDERS:
Nov. 26, 2022	Win	NYI 5, PHI 2	Nelson	2/3	2/2	Varlamov/Sandstrom
Apr. 8, 2023	Win	NYI 4, PHI 0	Mayfield	2/4	2/2	Sorokin/Hart

ROAD:	RESULT	SCORE:	GWG	POWER PLAY	PENALTY KILL	GOALTENDERS:
Nov. 29, 2022	Loss	PHI 3 NYI 1	Hayes	1/4	2/2	Hart/Sorokin
Feb. 6, 2023	Win	NYI 2, PHI 1	Barzal	1/3	2/2	Varlamov/Hart

ALL-TIME SERIES

NEW YORK ISLANDERS HAT TRICKS (11):

PLAYER	DATE	LOCATION
Bob Nystrom	12/30/75	vs. PHI
Bob Nystrom	01/10/77	vs. PHI
Mike Bossy (4)	04/07/79	vs. PHI
Bryan Trottier	01/07/82	at PHI
Bryan Trottier (5)	02/13/82	vs. PHI
Mats Hallin	03/19/83	vs. PHI
Mike Bossy	11/29/86	vs. PHI
Pat LaFontaine	10/27/90	vs. PHI
Zigmund Palffy	01/28/98	vs. PHI
Jason Blake	11/26/05	at PHI
Jason Blake	02/27/07	vs. PHI

NEW YORK ISLANDERS SHUTOUTS (11):

PLAYER	DATE	LOCATION
Glenn Resch	10/23/75	vs. PHI
Glenn Resch	10/07/76	at PHI
Kelly Hrudey	10/15/87	at PHI
Ron Hextall	02/25/94	vs. PHI
Garth Snow	12/06/01	at PHI
Garth Snow	02/12/02	at PHI
Rick DiPietro	02/07/07	at PHI
Evgeni Nabokov	02/07/12	at PHI
Jaroslav Halak	11/24/14	vs. PHI
Ilya Sorokin	04/18/21	at PHI
Ilya Sorokin	04/08/23	vs. PHI

NEW YORK ISLANDERS PENALTY SHOTS (4):

PLAYER/GOALIE	DATE	OUTCOME
Benoit Hogue/Ron Hextall	01/24/95 vs. PHI	Scored
Robert Nilsson/Antero Nittymaki	03/04/06 vs. PHI	Failed
Frans Nielsen/Sergei Bobrovsky	10/30/10 at PHI	Scored
Michael Grabner/Sergei Bobrovsky	01/12/12 vs. PHI	Failed

CLUB INFORMATION

Founded:	1967
Home Arena:	Wells Fargo Center (19,605)
Address:	3601 South Broad Street, Philadelphia, PA 19148
Stanley Cups:	2 (1974, '75)
General Manager:	Daniel Briere
Head Coach:	John Tortorella
2022-23 Record:	31-38-13 (75 pts)
2022-23 Finish:	7th in Metropolitan, 14th in Eastern, 26th in NHL
2023 Playoffs:	Did not qualify

BROADCAST TEAMS

Television Play-by-Play:	Jim Jackson
Television Analyst:	Brian Boucher
Radio Play-by-Play:	Tim Saunders

PHILADELPHIA FLYERS HAT TRICKS (15):

PLAYER	DATE	LOCATION
Rick MacLeish (4)	02/17/73	at PHI
Dave Poulin	01/21/84	at PHI
Ilkka Sinisalo	02/05/85	vs. PHI
Brian Propp	03/05/85	vs. PHI
Tim Kerr	12/18/86	at PHI
Dave Poulin	12/18/86	at PHI
Brian Propp	04/05/87	at PHI
Steve Duchesne	12/19/91	at PHI
Josef Beranek	02/02/95	at PHI
Eric Lindros	12/11/97	at PHI
Mike Richards	02/08/06	at PHI
Scott Hartnell	01/19/08	vs. PHI
James Van Riemsdyk	03/26/11	vs. PHI
Vincent Lecavalier	10/26/13	vs. PHI
Joel Farabee	01/31/21	at PHI

PHILADELPHIA FLYERS SHUTOUTS (17):

PLAYER	DATE	LOCATION
Bernie Parent	10/13/73	vs. PHI
Bernie Parent	12/16/73	at PHI
Bernie Parent	04/04/74	at PHI
Bob Froese	01/22/83	vs. PHI
Bob Froese	02/27/83	at PHI
Pelle Lindbergh	04/04/85	at PHI
Dominic Roussel	05/02/95	vs. PHI
Dominic Roussel	10/14/95	vs. PHI
Garth Snow	12/19/96	at PHI
John Vanbiesbrouck	01/07/99	at PHI
Roman Cechmanek	02/01/01	at PHI
Roman Cechmanek	01/09/03	vs. PHI
Ilya Bryzgalov	02/07/12	at PHI
Ilya Bryzgalov	02/18/13	vs. PHI
Steve Mason	11/24/14	vs. PHI
Steve Mason	01/09/16	at PHI
Brian Elliott	04/18/21	at PHI

PHILADELPHIA FLYERS PENALTY SHOTS (3):

PLAYER/GOALIE	DATE	OUTCOME
Rick MacLeish vs. Bill Smith	03/20/78 at PHI	Scored
Ron Sutter vs. Kelly Hrudey	11/18/84 at PHI	Failed
Nolan Patrick vs. Thomas Greiss	11/24/17 at PHI	Failed



NEW YORK ISLANDERS VS. PHILADELPHIA FLYERS

SEASON-BY-SEASON RECORD VS. NHL (SINCE 1972-73)

SEASON	OVERALL, W-L-T-OTL	HOME, W-L-T-OTL	ROAD, W-L-T-OTL
1972-73	37-30-11	27-8-4	10-22-7
1973-74	50-16-12	28-6-5	22-10-7
1974-75	51-18-11	32-6-2	19-12-9
1975-76	51-13-16	36-2-2	15-11-14
1976-77	48-16-16	33-6-1	15-10-15
1977-78	45-20-15	29-6-5	16-14-10
1978-79	40-25-15	26-10-4	14-15-11
1979-80	48-12-20	27-5-8	21-7-12
1980-81	41-24-15	23-9-8	18-15-7
1981-82	38-31-11	25-10-5	13-21-6
1982-83	49-23-8	29-8-3	20-15-5
1983-84	44-26-10	25-10-5	19-16-5
1984-85	53-20-7	32-4-4	21-16-3
1985-86	53-23-4	33-6-1	20-17-3
1986-87	46-26-8	29-9-2	17-17-6
1987-88	38-33-9	20-14-6	18-19-3
1988-89	36-36-8	22-15-3	14-21-5
1989-90	30-39-11	17-19-4	13-20-7
1990-91	33-37-10	18-16-6	15-21-4
1991-92	32-37-11	22-11-7	10-26-4
1992-93	36-37-11	23-14-5	13-23-6
1993-94	35-39-10	19-20-3	16-19-7
1994-95	28-16-4	16-7-1	12-9-3
1995-96	45-24-13	27-9-5	18-15-8
1996-97	45-24-13	23-12-6	22-12-7
1997-98	42-29-11	24-11-6	18-18-5
1998-99	37-26-19	21-9-11	16-17-8
1999-00	45-22-12-3	25-6-7-3	20-16-5-0
2000-01	43-25-11-3	26-11-4-0	17-14-7-3
2001-02	42-27-10-3	20-13-5-3	22-14-5-0
2002-03	45-20-13-4	21-10-8-2	24-10-5-2
2003-04	40-21-15-6	24-11-3-3	16-10-12-3
2004-05	NHL	SEASON	LOCKOUT
2005-06	45-26-11	22-13-6	23-13-5
2006-07	22-48-12	10-24-7	12-24-5
2007-08	42-29-11	21-14-6	21-15-5
2008-09	44-27-11	24-13-4	20-14-7
2009-10	41-35-6	24-14-3	17-21-3
2010-11	47-23-12	22-12-7	25-11-5
2011-12	47-26-9	22-13-6	25-13-3
2012-13	23-22-3	15-7-2	8-15-1
2013-14	42-30-10	24-14-3	18-16-7
2014-15	33-31-18	23-11-7	10-20-11
2015-16	41-27-14	23-10-8	18-17-6
2016-17	39-33-10	25-11-5	14-22-5
2017-18	42-26-14	22-13-6	20-13-8
2018-19	37-37-8	19-18-4	18-19-4
2019-20	41-21-7	25-6-4	16-15-3
2020-21	25-23-8	12-12-4	13-11-4
2021-22	25-46-11	14-21-6	11-25-5
2022-23	31-38-13	18-18-5	13-20-8
TOTALS	2,013-1,363-370-207	1,167-557-149-104	846-806-221-103

Games could not result in a tie after the 2003-04 season

NEW YORK ISLANDERS SEASON-BY-SEASON RECORD VS. PHILADELPHIA (SINCE 1972-73)

SEASON	OVERALL, W-L-T-OTL	HOME, W-L-T-OTL	ROAD, W-L-T-OTL
1972-73	1-4-0	1-1-0	0-3-0
1973-74	0-5-0	0-3-0	0-2-0
1974-75	1-3-2	0-1-2	1-2-0
1975-76	4-2-0	3-0-0	1-2-0
1976-77	3-2-1	2-0-1	1-2-0
1977-78	2-1-3	1-0-2	1-1-1
1978-79	5-1-2	3-0-1	2-1-1
1979-80	2-2-0	1-1-0	1-1-0
1980-81	1-2-1	0-1-1	1-1-0
1981-82	6-1-1	4-0-0	2-1-1
1982-83	1-4-2	1-2-1	0-2-1
1983-84	4-3-0	2-1-0	2-2-0
1984-85	3-3-1	3-1-0	0-2-1
1985-86	4-3-0	3-0-0	1-3-0
1986-87	3-4-0	1-3-0	2-1-0
1987-88	3-3-1	1-2-0	2-1-1
1988-89	1-5-1	1-2-1	0-3-0
1989-90	1-4-2	1-1-1	0-3-1
1990-91	2-4-1	2-2-0	0-2-1
1991-92	3-3-1	3-0-1	0-3-0
1992-93	7-2-0	5-0-0	2-2-0
1993-94	3-2-0	2-0-0	1-2-0
1994-95	2-2-0	1-1-0	1-1-0
1995-96	1-4-1	0-2-1	1-2-0
1996-97	3-1-1	2-0-1	1-1-0
1997-98	2-3-0	2-0-0	0-3-0
1998-99	2-1-2	2-0-1	0-1-1
1999-00	1-3-1-0	0-2-0-0	1-1-1-0
2000-01	1-4-0-0	1-2-0-0	0-2-0-0
2001-02	4-1-0-0	1-1-0-0	3-0-0-0
2002-03	1-3-1-0	0-3-0-0	1-0-1-0
2003-04	2-3-1-0	1-1-1-0	1-2-0-0
2004-05	NHL	SEASON	LOCKOUT
2005-06	2-6-0	1-3-0	1-3-0
2006-07	6-2-0	2-2-0	4-0-0
2007-08	1-6-1	1-2-1	0-4-0
2008-09	0-4-2	0-2-1	0-2-1
2009-10	1-5-0	1-2-0	0-3-0
2010-11	0-5-1	0-3-0	0-2-1
2011-12	2-3-1	0-2-1	2-1-0
2012-13	2-2-0	1-1-0	1-1-0
2013-14	1-3-0	1-1-0	0-2-0
2014-15	3-1-0	2-0-0	1-1-0
2015-16	2-3-0	1-2-0	1-1-0
2016-17	1-1-2	0-0-2	1-1-0
2017-18	3-1-0	2-0-0	1-1-0
2018-19	2-2-0	0-2-0	2-0-0
2019-20	3-0-0	2-0-0	1-0-0
2020-21	5-1-2	3-1-0	2-0-2
2021-22	3-1-0	2-0-0	1-1-0
2022-23	3-1-0	2-0-0	1-1-0
TOTALS	119-135-26-9	70-56-15-5	48-79-11-4





MIKE SULLIVAN



SIDNEY CROSBY

ISLANDERS VS. PITTSBURGH PENGUINS

ALL-TIME: 118-110-22-20

LAST REG. WIN: 02/20/23, NYI 4 at PIT 2

LAST REG. LOSS: 04/14/22, PIT 6 vs. NYI 3

OVERTIME RECORD: (W-L-T): 6-15-10

LAST OT DECISION: 03/09/23, NYI 4 at PIT 3

SHOOTOUT RECORD: 10-7

LAST SHOOTOUT: 04/12/22, NYI 5 vs. PIT 4

Records are based on W-L-T-OT

2023-24 MEETINGS

Table with 3 columns: Date, Game, Time. Includes meetings for Dec 27, Jan 1, Feb 20, and Apr 17.

2022-23 SERIES

Table with 7 columns: HOME, RESULT, SCORE, GWG, POWER PLAY, PENALTY KILL, GOALTENDERS. Shows series results for Dec 27, Feb 17, Feb 20, and Mar 9.

ALL-TIME SERIES

NEW YORK ISLANDERS HAT TRICKS (12):

Table with 3 columns: PLAYER, DATE, LOCATION. Lists hat tricks for players like Mike Bossy, Butch Goring, etc.

PITTSBURGH PENGUINS HAT TRICKS (18):

Table with 3 columns: PLAYER, DATE, LOCATION. Lists hat tricks for players like Syl Apps, Mike Bullard, etc.

NEW YORK ISLANDERS SHUTOUTS (5):

Table with 3 columns: PLAYER, DATE, LOCATION. Lists shutouts for Glenn Resch, Billy Smith, etc.

PITTSBURGH PENGUINS SHUTOUTS (15):

Table with 3 columns: PLAYER, DATE, LOCATION. Lists shutouts for Denis Herron, Jim Rutherford, etc.

NEW YORK ISLANDERS PENALTY SHOTS (8):

Table with 3 columns: PLAYER/GOALIE, DATE, OUTCOME. Lists penalty shot results for Ralph Stewart, Bob Bourne, etc.

PITTSBURGH PENGUINS PENALTY SHOTS (4):

Table with 3 columns: PLAYER/GOALIE, DATE, OUTCOME. Lists penalty shot results for Ross Lonsberry, Mario Lemieux, etc.

CLUB INFORMATION

Table with 2 columns: Information, Value. Includes Founded (1967), Home Arena (PPG Paints Arena), Address, Stanley Cups, General Manager, Head Coach, 2022-23 Record, 2022-23 Finish, and 2023 Playoffs.

BROADCAST TEAMS

Table with 2 columns: Broadcast Type, Name. Includes Television Play-by-Play (Josh Getzoff), Radio Play-by-Play (Steve Mears), and Radio Color Analyst (Phil Bourque).



NEW YORK ISLANDERS VS. PITTSBURGH PENGUINS

SEASON-BY-SEASON RECORD VS. NHL (SINCE 1972-73)

SEASON	OVERALL, W-L-T-OTL	HOME, W-L-T-OTL	ROAD, W-L-T-OTL
1972-73	32-37-9	24-11-4	8-26-5
1973-74	28-41-9	15-18-6	13-23-3
1974-75	37-28-15	25-5-10	12-23-5
1975-76	35-33-12	23-11-6	12-22-6
1976-77	34-33-12	22-12-6	12-21-6
1977-78	25-37-18	16-15-9	9-22-9
1978-79	36-31-13	23-12-5	13-19-8
1979-80	30-37-13	20-13-7	10-24-6
1980-81	30-37-13	21-16-3	9-21-10
1981-82	31-36-13	21-11-8	10-25-5
1982-83	18-53-9	14-22-4	4-31-5
1983-84	16-58-6	7-29-4	9-29-2
1984-85	24-51-5	17-20-3	7-31-2
1985-86	34-38-8	20-15-5	14-23-3
1986-87	30-38-12	19-15-6	11-23-6
1987-88	36-35-9	22-12-6	14-23-3
1988-89	40-33-7	24-13-3	16-20-4
1989-90	32-40-8	22-15-3	10-25-5
1990-91	41-33-6	25-12-3	16-21-3
1991-92	39-32-9	21-13-6	18-19-3
1992-93	56-21-7	32-6-4	24-15-3
1993-94	44-27-13	25-9-8	19-18-5
1994-95	29-16-3	18-5-1	11-11-2
1995-96	49-29-4	32-9-0	17-20-4
1996-97	38-36-8	25-11-5	13-25-3
1997-98	40-24-18	21-10-10	19-14-8
1998-99	38-30-14	21-10-10	17-20-4
1999-00	37-31-8-6	23-11-7-0	14-20-1-6
2000-01	42-28-9-3	24-15-2-0	18-13-7-3
2001-02	28-41-8-5	16-20-4-1	12-21-4-4
2002-03	27-44-6-5	15-22-2-2	12-22-4-3
2003-04	23-47-8-4	13-22-6-0	10-25-2-4
2004-05	NHL	SEASON	LOCKOUT
2005-06	22-46-14	12-21-8	10-25-6
2006-07	47-24-11	26-10-5	21-14-6
2007-08	47-27-8	26-10-5	21-17-3
2008-09	45-28-9	25-13-3	20-15-6
2009-10	47-28-7	25-12-4	22-16-3
2010-11	49-25-8	25-14-2	24-11-6
2011-12	51-25-6	29-10-2	22-15-4
2012-13	36-12-0	18-6-0	18-6-0
2013-14	51-24-7	28-9-4	23-15-3
2014-15	43-27-12	23-14-4	20-13-8
2015-16	48-26-8	26-11-4	22-15-4
2016-17	50-21-11	31-6-4	19-15-7
2017-18	47-29-6	30-9-2	17-20-4
2018-19	44-26-12	23-14-4	21-12-8
2019-20	40-23-6	23-8-4	17-15-2
2020-21	37-16-3	22-4-2	15-12-1
2021-22	46-25-11	23-13-5	23-12-6
2022-23	40-31-11	23-13-5	17-18-6
TOTALS	1,869-1,598-313-173	1,104-637-166-70	765-961-147-103

Games could not result in a tie after the 2003-04 season

NEW YORK ISLANDERS SEASON-BY-SEASON RECORD VS. PITTSBURGH (SINCE 1972-73)

SEASON	OVERALL, W-L-T-OTL	HOME, W-L-T-OTL	ROAD, W-L-T-OTL
1972-73	0-4-1	0-2-0	0-2-1
1973-74	1-2-2	1-2-0	0-0-2
1974-75	2-2-0	2-0-0	0-2-0
1975-76	2-1-1	1-0-1	1-1-0
1976-77	2-2-0	1-1-0	1-1-0
1977-78	2-1-1	2-0-0	0-1-1
1978-79	1-0-3	0-0-2	1-0-1
1979-80	0-1-3	0-1-1	0-0-2
1980-81	1-2-1	1-0-1	0-2-0
1981-82	6-2-0	4-0-0	2-2-0
1982-83	5-2-0	3-1-0	2-1-0
1983-84	6-1-0	2-1-0	4-0-0
1984-85	5-2-0	4-0-0	1-2-0
1985-86	5-1-1	3-0-0	2-1-1
1986-87	5-0-2	3-0-1	2-0-1
1987-88	2-4-1	1-2-0	1-2-1
1988-89	2-4-1	2-1-1	0-3-0
1989-90	3-3-1	2-0-1	1-3-0
1990-91	2-5-0	1-3-0	1-2-0
1991-92	1-5-1	0-3-0	1-2-1
1992-93	3-4-0	1-2-0	2-2-0
1993-94	2-2-0	0-2-0	2-0-0
1994-95	1-3-0	1-1-0	0-2-0
1995-96	1-3-0	0-2-0	1-1-0
1996-97	2-2-0	1-1-0	1-1-0
1997-98	2-2-0	1-1-0	1-1-0
1998-99	3-2-0	1-1-0	2-1-0
1999-00	1-4-0-0	1-2-0-0	0-2-0-0
2000-01	3-2-0-0	2-0-0-0	1-2-0-0
2001-02	2-1-1-1	1-1-0-1	1-0-1-0
2002-03	4-0-0-1	2-0-0-0	2-0-0-1
2003-04	3-0-2-1	2-0-0-1	1-0-2-0
2004-05	NHL	SEASON	LOCKOUT
2005-06	4-3-1	2-2-0	2-1-1
2006-07	4-3-1	3-0-1	1-3-0
2007-08	3-5-0	2-2-0	1-3-0
2008-09	1-4-1	1-1-1	0-3-0
2009-10	1-3-2	1-0-2	0-3-0
2010-11	2-2-2	2-0-1	0-2-1
2011-12	2-3-1	1-2-0	1-1-1
2012-13	1-4-0	0-2-0	1-2-0
2013-14	1-2-1	0-1-1	1-1-0
2014-15	4-1-0	2-0-0	2-1-0
2015-16	1-2-1	1-1-0	0-1-1
2016-17	2-1-1	1-0-1	1-1-0
2017-18	1-1-2	1-1-0	0-0-2
2018-19	2-1-1	1-0-1	1-1-0
2019-20	2-0-1	1-0-1	1-0-0
2020-21	2-4-2	2-0-2	0-4-0
2021-22	1-2-0	1-1-0	0-1-0
2022-23	4-0-0	2-0-0	2-0-0
TOTALS	118-110-22-20	70-43-8-13	48-67-14-7





DAVID QUINN



LOGAN COUTURE

ISLANDERS VS. SAN JOSE SHARKS

ALL-TIME: 22-17-3-5

LAST REG. WIN: 03/18/23, NYI 4 at SJS 1

LAST REG. LOSS: 10/20/18, NYI 1 at SJS 4

Records are based on W-L-T-OT

2023-24 MEETINGS

Tuesday, December 5 Islanders vs. Sharks 7:30PM
Thursday, March 7 Islanders at Sharks 10:30PM

OVERTIME RECORD: (W-L-T): 1-4-3

LAST OT DECISION: 12/02/21, SJS 2 at NYI 1

SHOOTOUT RECORD: 2-2

LAST SHOOTOUT: 02/24/22, SJS 4 vs. NYI 3

CLUB INFORMATION

Founded: 1991
Home Arena: SAP Center at San Jose (17,562)
Address: 525 W. Santa Clara Street, San Jose, CA 95113
Stanley Cups: None
General Manager: Mike Grier
Head Coach: David Quinn
2022-23 Record: 22-44-16 (60 pts)
2022-23 Finish: 7th in Pacific, 14th in West, 29th in NHL
2023 Playoffs: Did not qualify

BROADCAST TEAMS

Television Play-by-Play: Randy Hahn
Television Color Analyst: Jamie Baker
Radio Play-by-Play: Dan Rusanowsky
Radio/TV Color Analysts: Drew Remenda/Bret Hedican

2022-23 SERIES

HOME:	RESULT	SCORE:	GWG	POWER PLAY	PENALTY KILL	GOALTENDERS:
Oct. 18, 2022	.Win	NYI 5, SJS 1	Wahlstrom	0/3	3/3	Varlamov/Reimer
ROAD:	RESULT	SCORE:	GWG	POWER PLAY	PENALTY KILL	GOALTENDERS:
Mar. 18, 2023	.Win	NYI 4, SJS 1	Palmieri	1/5	2/2	Sorokin/Kahkonen

ALL-TIME SERIES

NEW YORK ISLANDERS HAT TRICKS (2):

PLAYER	DATE	LOCATION
Patrick Flatley	02/01/94	vs. SJS
Zigmund Palffy	10/16/97	at SJS

NEW YORK ISLANDERS SHUTOUTS (4):

PLAYER	DATE	LOCATION
Glenn Healy	03/16/93	at SJS
Tommy Salo	12/15/98	at SJS
Garth Snow	02/19/03	at SJS
Robin Lehner	10/08/18	vs SJS

NEW YORK ISLANDERS PENALTY SHOTS (1):

PLAYER	DATE	OUTCOME
Mikhail Grabovskir/Alex Stalock	10/17/15 vs. SJS	Failed

SAN JOSE SHARKS HAT TRICKS (1):

PLAYER	DATE	LOCATION
Logan Couture	10/21/17	vs. SJS

SAN JOSE SHARKS SHUTOUTS (2):

PLAYER	DATE	LOCATION
Evgeni Nabokov	11/11/00	vs. SJS
Evgeni Nabokov	10/07/06	at SJS

SAN JOSE SHARKS PENALTY SHOTS (1):

PLAYER	DATE	OUTCOME
Joe Thornton/Thomas Greiss	11/25/16	Failed



NEW YORK ISLANDERS VS. SAN JOSE SHARKS

SEASON-BY-SEASON RECORD VS. NHL (SINCE 1991-92)

SEASON	OVERALL, W-L-T-OTL	HOME, W-L-T-OTL	ROAD, W-L-T-OTL
1991-92	17-58-5	14-23-3	3-35-2
1992-93	11-71-2	8-33-1	3-38-1
1993-94	33-35-16	19-13-10	14-22-6
1994-95	19-25-4	10-13-1	9-12-3
1995-96	20-55-7	12-26-3	8-29-4
1996-97	27-47-8	14-23-4	13-24-4
1997-98	34-38-10	17-19-5	17-19-5
1998-99	31-33-18	17-15-9	14-18-9
1999-00	35-30-10-7	21-14-3-3	14-16-7-4
2000-01	40-27-12-3	22-14-4-1	18-13-8-2
2001-02	44-27-8-3	25-11-3-2	19-16-5-1
2002-03	28-37-9-8	17-16-5-3	11-21-4-5
2003-04	43-21-12-6	24-8-7-2	19-13-5-4
2004-05	NHL	SEASON	LOCKOUT
2005-06	44-27-11	25-9-7	19-18-4
2006-07	51-26-5	25-12-4	26-14-1
2007-08	49-23-10	22-13-6	27-10-4
2008-09	53-18-11	32-5-4	21-13-7
2009-10	51-20-11	27-6-8	24-14-3
2010-11	48-25-9	25-11-5	23-14-4
2011-12	43-29-10	26-12-3	17-17-7
2012-13	25-16-7	17-2-5	8-14-2
2013-14	51-22-9	29-7-5	22-15-4
2014-15	40-33-9	19-17-5	21-16-4
2015-16	46-30-6	18-20-3	28-10-3
2016-17	46-29-7	26-11-4	20-18-3
2017-18	45-27-10	25-13-3	20-14-7
2018-19	46-27-9	25-11-5	21-16-4
2019-20	29-36-5	17-17-2	12-19-3
2020-21	21-28-7	11-13-4	10-15-3
2021-22	32-37-13	18-18-5	14-19-8
2022-23	22-44-16	8-22-11	14-22-5
TOTALS	1,124-1,001-121-192	615-447-58-100	509-554-63-92

Games could not result in a tie after the 2003-04 season


NEW YORK ISLANDERS SEASON-BY-SEASON RECORD VS. SAN JOSE (SINCE 1991-92)

SEASON	OVERALL, W-L-T-OTL	HOME, W-L-T-OTL	ROAD, W-L-T-OTL
1991-92	2-1-0	2-0-0	0-1-0
1992-93	2-0-0	1-0-0	1-0-0
1993-94	1-1-0	1-0-0	0-1-0
1994-95	---	---	---
1995-96	2-0-0	1-0-0	1-0-0
1996-97	0-0-2	0-0-1	0-0-1
1997-98	1-1-0	0-1-0	1-0-0
1998-99	1-1-0	0-1-0	1-0-0
1999-00	1-1-0-0	0-1-0-0	1-0-0-0
2000-01	0-2-0-0	0-1-0-0	0-1-0-0
2001-02	0-1-1-0	0-0-1-0	0-1-0-0
2002-03	1-0-0-0	---	1-0-0-0
2003-04	0-1-0-0	---	0-1-0-0
2004-05	NHL	SEASON	LOCKOUT
2005-06	---	---	---
2006-07	0-1-0	---	0-1-0
2007-08	1-0-0	1-0-0	---
2008-09	0-1-0	---	0-1-0
2009-10	0-1-0	0-1-0	---
2010-11	0-0-1	---	0-0-1
2011-12	0-0-1	0-0-1	---
2012-13	---	---	---
2013-14	1-1-0	0-1-0	1-0-0
2014-15	1-1-0	1-0-0	0-1-0
2015-16	2-0-0	1-0-0	1-0-0
2016-17	0-2-0	0-1-0	0-1-0
2017-18	2-0-0	1-0-0	1-0-0
2018-19	1-1-0	1-0-0	0-1-0
2019-20	1-0-1	1-0-0	0-0-1
2020-21	---	---	---
2021-22	0-0-2	0-0-1	0-0-1
2022-23	2-0-0	1-0-0	1-0-0
TOTALS	22-17-3-5	12-7-2-2	10-10-1-3





DAVE HAKSTOL



JORDAN EBERLE

ISLANDERS VS. SEATTLE KRAKEN

ALL-TIME: 2-2-0

LAST REG. WIN: 02/07/23, NYI 4 vs. SEA 0

LAST REG. LOSS: 01/01/23, SEA 4 vs. NYI 1

OVERTIME RECORD: (W-L-T):

LAST OT DECISION:

SHOOTOUT RECORD:

LAST SHOOTOUT:

Records are based on W-L-T-OT

2023-24 MEETINGS

Thursday, November 16..... Islanders at Kraken 10:00PM

Tuesday, February 13..... Islanders vs. Kraken 7:30PM

CLUB INFORMATION

Founded: 2021
Home Arena: Climate Pledge Arena (17,100)
Address: 334 1st Avenue N., Seattle, WA, 98109
Stanley Cups: None
General Manager: Ron Francis
Head Coach: Dave Hakstol
2022-23 Record: 46-28-8 (100 pts)
2022-23 Finish: 4th in Pacific, 7th in West, 12th in NHL
2023 Playoffs: Lost in Second Round (DAL)

BROADCAST TEAMS

Television Play-by-Play: John Forslund
Television Color Analyst: JT Brown
Television Color Analyst: Eddie Olczyk
Radio Play-by-Play: Everett Fitzhugh

2022-23 SERIES

HOME:	RESULT	SCORE:	GWG	POWER PLAY	PENALTY KILL	GOALTENDERS:
Feb. 7, 2023	Win	NYI 4, SEA 0	Bolduc	0/1	1/1	Sorokin/Jones
ROAD:	RESULT	SCORE:	GWG	POWER PLAY	PENALTY KILL	GOALTENDERS:
Jan. 1, 2023	Loss	SEA 4, NYI 1	Tolvanen	0/2	1/2	Jones/Sorokin

ALL-TIME SERIES

NEW YORK ISLANDERS HAT TRICKS (0):

PLAYER	DATE	LOCATION
None		

SEATTLE KRAKEN HAT TRICKS (0):

PLAYER	DATE	LOCATION
None		

NEW YORK ISLANDERS SHUTOUTS (1):

PLAYER	DATE	LOCATION
Ilya Sorokin	02/07/23	Islanders vs. Kraken

SEATTLE KRAKEN SHUTOUTS (1):

PLAYER	DATE	LOCATION
Philipp Grubauer	02/02/22	vs. SEA

NEW YORK ISLANDERS PENALTY SHOTS (0):

PLAYER	DATE	OUTCOME
None		

SEATTLE KRAKEN PENALTY SHOTS (0):

PLAYER	DATE	OUTCOME
None		



NEW YORK ISLANDERS VS. SEATTLE KRAKEN

SEASON-BY-SEASON RECORD VS. NHL (SINCE 2021-22)

SEASON	OVERALL, W-L-T-OTL	HOME, W-L-T-OTL	ROAD, W-L-T-OTL
2021-22	.27-49-6	16-22-3	11-27-3
2022-23	.46-28-8	20-17-4	26-11-4
TOTALS	.73-77-14	36-39-7	37-38-7

NEW YORK ISLANDERS SEASON-BY-SEASON RECORD VS. SEATTLE (SINCE 2021-22)

SEASON	OVERALL, W-L-T-OTL	HOME, W-L-T-OTL	ROAD, W-L-T-OTL
2021-22	1-1-0	0-1-0	1-0-0
2022-23	1-1-0	1-0-0	0-1-0
TOTALS	2-2-0	1-1-0	1-1-0





CRAIG BERUBE



BRAYDEN SCHENN

ISLANDERS VS. ST. LOUIS BLUES

ALL-TIME: 57-38-20-6

LAST REG. WIN: 11/3/22, NYI 5 at STL 2

LAST REG. LOSS: 12/6/22, STL 7 at NYI 4

OVERTIME RECORD: (W-L-T): 6-3-9

LAST OT DECISION: 02/27/20, NYI 2 at STL 3

SHOOTOUT RECORD: 1-3

LAST SHOOTOUT: 10/9/17, NYI 2 vs. STL 3

Records are based on W-L-T-OT

2023-24 MEETINGS

Thursday, February 22	Islanders at Blues	8:00PM
Tuesday, March 5	Islanders vs. Blues	7:30PM

CLUB INFORMATION

Founded:	1967
Home Arena:	Enterprise Center (19,150)
Address:	1401 Clark Ave at Brett Hull Way, St. Louis, MO 63103
Stanley Cups:	2019
President of Hockey Operations and General Manager:	Doug Armstrong
Head Coach:	Craig Berube
2022-23 Record:	37-38-7 (81 pts)
2022-23 Finish:	6th in Central, 12th in Western, 23rd in NHL
2023 Playoffs:	Did Not Qualify

BROADCAST TEAMS

Television Play-by-Play:	John Kelly
Television Color Analyst:	Jamie Rivers
Radio Play-by-Play:	Chris Kerber
Radio Color Analyst:	Joey Vitale

2022-23 SERIES

HOME:	RESULT	SCORE:	GWG	POWER PLAY	PENALTY KILL	GOALTENDERS:
Dec. 6, 2022	Loss	STL 7, NYI 4	Parayko	1/2	2/2	Greiss/Sorokin
ROAD:	RESULT	SCORE:	GWG	POWER PLAY	PENALTY KILL	GOALTENDERS:
Nov. 3, 2022	Win	NYI 5, STL 2	Lee	1/2	2/3	Sorokin/Binnington

ALL-TIME FRANCHISE RECORDS

NEW YORK ISLANDERS HAT TRICKS (8):

PLAYER	DATE	LOCATION
Ralph Stewart	12/22/73	at STL
Garry Howatt	12/20/75	at STL
Mike Bossy	12/07/78	vs. STL
Mike Bossy	11/18/80	at STL
Bryan Trottier	03/24/81	at STL
Bryan Trottier	11/26/81	vs. STL
Brent Sutter	11/29/83	at STL
Ray Ferraro	12/10/91	vs. STL

NEW YORK ISLANDERS SHUTOUTS (5):

PLAYER	DATE	LOCATION
Glenn Resch	02/25/75	vs. STL
Glenn Resch	03/09/76	vs. STL
Billy Smith	01/19/78	at STL
Billy Smith	03/01/88	vs. STL
Tommy Salo	10/17/98	at STL

NEW YORK ISLANDERS PENALTY SHOTS (0):

PLAYER	DATE	OUTCOME
None		

ST. LOUIS BLUES HAT TRICKS (5):

PLAYER	DATE	LOCATION
Pierre Plante	12/17/74	at STL
Bernie Federko	11/29/83	at STL
Brett Hull	12/10/91	vs. STL
Brett Hull	12/21/91	at STL
Geoff Courtnall	11/11/95	vs. STL

ST. LOUIS BLUES SHUTOUTS (6):

PLAYER	DATE	LOCATION
Wayne Stephenson	11/17/73	at STL
Rick Heinz	03/08/83	at STL
Greg Millen	03/25/86	vs. STL
Greg Millen	12/01/88	at STL
Greg Millen	02/11/89	at STL
Vince Riendeau	03/28/91	at STL

ST. LOUIS BLUES PENALTY SHOTS (1):

PLAYER/GOALIE	DATE	OUTCOME
Brett Hull/Glenn Healy	12/31/92 at STL	Failed



NEW YORK ISLANDERS VS. ST. LOUIS BLUES

SEASON-BY-SEASON RECORD VS. NHL (SINCE 1972-73)

SEASON	OVERALL, W-L-T-OTL	HOME, W-L-T-OTL	ROAD, W-L-T-OTL
1972-73	32-34-12	21-11-7	11-23-5
1973-74	26-40-12	16-16-7	10-24-5
1974-75	35-31-14	23-13-4	12-18-10
1975-76	29-37-14	20-12-8	9-25-6
1976-77	32-39-9	22-13-5	10-26-4
1977-78	20-47-13	12-20-8	8-27-5
1978-79	18-50-12	14-20-6	4-30-6
1979-80	34-34-12	20-13-7	14-21-5
1980-81	45-18-17	29-7-4	16-11-13
1981-82	32-40-8	22-14-4	10-26-4
1982-83	25-40-15	16-16-8	9-24-7
1983-84	32-41-7	23-14-3	9-27-4
1984-85	37-31-12	21-12-7	16-19-5
1985-86	37-34-9	23-11-6	14-23-3
1986-87	32-33-15	21-12-7	11-21-8
1987-88	34-38-8	18-17-5	16-21-3
1988-89	33-35-12	22-11-7	11-24-5
1989-90	37-34-9	20-15-5	17-19-4
1990-91	47-22-11	24-9-7	23-13-4
1991-92	36-33-11	25-12-3	11-21-8
1992-93	37-36-11	22-13-7	15-23-4
1993-94	40-33-11	23-11-8	17-22-3
1994-95	28-15-5	16-6-2	12-9-3
1995-96	32-34-16	15-17-9	17-17-7
1996-97	36-35-11	17-20-4	19-15-7
1997-98	45-29-8	26-10-5	19-19-3
1998-99	37-32-13	18-17-6	19-15-7
1999-00	51-19-11-1	24-9-7-1	27-10-4-0
2000-01	43-22-12-5	28-5-5-3	15-17-7-2
2001-02	43-27-8-4	27-12-1-1	16-15-7-3
2002-03	41-24-11-6	23-11-4-3	18-13-7-3
2003-04	39-30-11-2	23-11-7-0	16-19-4-2
2004-05	NHL	SEASON	LOCKOUT
2005-06	21-46-15	12-23-6	9-23-9
2006-07	34-35-13	16-16-9	18-19-4
2007-08	33-36-13	20-15-6	13-21-7
2008-09	41-31-10	23-13-5	18-18-5
2009-10	40-32-10	18-18-5	22-14-5
2010-11	38-33-11	23-13-5	15-20-6
2011-12	49-22-11	30-6-5	19-16-6
2012-13	29-17-2	15-8-1	14-9-1
2013-14	52-23-7	28-9-4	24-14-3
2014-15	51-24-7	27-12-2	24-12-5
2015-16	49-24-9	24-13-4	25-11-5
2016-17	46-29-7	24-12-5	22-17-2
2017-18	44-32-6	24-17-0	20-15-6
2018-19	45-28-9	24-15-2	21-13-7
2019-20	42-19-10	23-7-5	19-12-5
2020-21	27-20-9	12-11-5	15-9-4
2021-22	49-22-11	26-10-5	23-12-6
2022-23	37-38-7	18-17-6	19-21-1
TOTALS	1,852-1,558-360-185	1,063-648-183-83	789-910-177-102

Games could not result in a tie after the 2003-04 season


NEW YORK ISLANDERS SEASON-BY-SEASON RECORD VS. ST. LOUIS (SINCE 1972-73)

SEASON	OVERALL, W-L-T-OTL	HOME, W-L-T-OTL	ROAD, W-L-T-OTL
1972-73	1-3-1	1-1-1	0-2-0
1973-74	2-2-1	1-1-0	1-1-1
1974-75	2-2-1	2-0-1	0-2-0
1975-76	4-0-1	2-0-0	2-0-1
1976-77	3-1-1	3-0-0	0-1-1
1977-78	4-0-1	1-0-1	3-0-0
1978-79	3-0-2	3-0-0	0-0-2
1979-80	3-1-0	2-0-0	1-1-0
1980-81	2-0-2	0-0-2	2-0-0
1981-82	2-0-1	1-0-1	1-0-0
1982-83	2-1-0	1-0-0	1-1-0
1983-84	1-1-1	1-1-0	0-0-1
1984-85	3-0-0	1-0-0	2-0-0
1985-86	1-1-1	0-1-1	1-0-0
1986-87	1-1-1	0-0-1	1-1-0
1987-88	2-0-1	1-0-1	1-0-0
1988-89	1-2-0	1-0-0	0-2-0
1989-90	1-2-0	1-1-0	0-1-0
1990-91	0-3-0	0-1-0	0-2-0
1991-92	0-2-1	0-1-1	0-1-0
1992-93	1-2-0	0-1-0	1-1-0
1993-94	1-0-1	1-0-0	0-0-1
1994-95	---	---	---
1995-96	0-2-0	0-1-0	0-1-0
1996-97	0-1-1	0-1-0	0-0-1
1997-98	1-0-1	1-0-0	0-0-1
1998-99	1-0-1	0-0-1	1-0-0
1999-00	0-1-0-0	0-1-0-0	---
2000-01	1-0-0-0	---	1-0-0-0
2001-02	1-0-0-0	1-0-0-0	---
2002-03	1-1-0-0	0-1-0-0	1-0-0-0
2003-04	0-1-0-1	0-1-0-0	0-0-0-1
2004-05	NHL	SEASON	LOCKOUT
2005-06	1-0-0	---	1-0-0
2006-07	0-0-1	0-0-1	---
2007-08	---	---	---
2008-09	1-0-0	1-0-0	---
2009-10	0-1-1	0-0-1	0-1-0
2010-11	1-0-0	1-0-0	---
2011-12	0-1-0	---	0-1-0
2012-13	---	---	---
2013-14	0-1-1	0-0-1	0-1-0
2014-15	0-2-0	0-1-0	0-1-0
2015-16	2-0-0	1-0-0	1-0-0
2016-17	1-1-0	1-0-0	0-1-0
2017-18	1-0-1	0-0-1	1-0-0
2018-19	2-0-0	1-0-0	1-0-0
2019-20	1-0-1	1-0-0	0-0-1
2020-21	---	---	---
2021-22	1-1-0	1-0-0	0-1-0
2022-23	1-1-0	0-1-0	1-0-0
TOTALS	57-38-20-6	32-15-11-4	25-23-9-2





JON COOPER



STEVEN STAMKOS

ISLANDERS VS. TAMPA BAY LIGHTNING

ALL-TIME: 50-49-3-7

LAST REG. WIN: 04/06/23, NYI 6 vs. TBL 1

LAST REG. LOSS: 04/01/23, TBL 5 vs. NYI 0

OVERTIME RECORD: (W-L-T): 6-7-3

LAST OT DECISION: 12/22/10, NYI 2 vs. TBL 1

SHOOTOUT RECORD: 1-4

LAST SHOOTOUT: 02/01/19, NYI 0 vs TBL 1

Records are based on W-L-T-OT

2023-24 MEETINGS

Thursday, February 8	Islanders vs. Lightning	8:00PM
Saturday, February 24	Islanders vs. Lightning	2:00PM
Saturday, March 30	Islanders at Lightning	7:00PM

2022-23 SERIES:

HOME:	RESULT	SCORE:	GWG	POWER PLAY	PENALTY KILL	GOALTENDERS:
Apr. 6, 2023	Win	NYI 6, TBL 1	Nelson	0/2	1/1	Sorokin/Elliott
ROAD:	RESULT	SCORE:	GWG	POWER PLAY	PENALTY KILL	GOALTENDERS:
Oct. 22, 2022	Loss	TBL 5, NYI 3	Paul	0/3	3/3	Elliott/Sorokin
Apr. 1, 2023	Loss	TBL 5, NYI 0	Sergachev	0/3	1/2	Vasilevskiy/Sorokin

ALL-TIME SERIES

NEW YORK ISLANDERS HAT TRICKS (1):

PLAYER	DATE	LOCATION
Dave Scatchard	02/11/03	vs. TBL

NEW YORK ISLANDERS SHUTOUTS (13):

PLAYER	DATE	LOCATION
Ron Hextall	04/13/94	at TBL
Tommy Salo	03/13/97	at TBL
Wade Flaherty	04/01/98	vs. TBL
Wade Flaherty	04/06/98	at TBL
Wade Flaherty	04/16/98	vs. TBL
Tommy Salo	10/14/98	at TBL
Kevin Weekes	01/22/00	vs. TBL
Chris Osgood	11/06/01	vs. TBL
Rick DiPietro	03/21/04	vs. TBL
Rick DiPietro	11/01/07	vs. TBL
Rick DiPietro	02/21/08	vs. TBL
Evgeni Nabokov	03/14/13	at TBL
Thomas Greiss	02/01/19	vs TBL

NEW YORK ISLANDERS PENALTY SHOTS (2):

PLAYER/GOALIE	DATE	OUTCOME
Pierre Turgeon/Pat Jablonski	11/07/92 vs. TBL	Scored
Robert Reichel/Zac Bierk	01/14/98 at TBL	Scored

CLUB INFORMATION

Founded:	1992
Home Arena:	Amalie Arena (19,092)
Address:	401 Channelside Drive, Tampa, FL 33602
Stanley Cups:	2 (2004, 2020, 2021)
Vice President and General Manager:	Julien BriseBois
Head Coach:	Jon Cooper
2022-23 Record:	46-30-6 (98 pts)
2022-23 Finish:	3rd in Atlantic, 6th in Eastern, 13th in NHL
2023 Playoffs:	Lost in First Round (TOR)

BROADCAST TEAMS

Television Play-by-Play:	Dave Randorf
Television Color Analyst:	Brian Engblom
Radio Play-by-Play:	David Mishkin
Radio Color Analyst:	Phil Esposito

TAMPA BAY LIGHTNING HAT TRICKS (3):

PLAYER	DATE	LOCATION
Doug Crossman	11/07/92	vs. TBL
Vincent Lecavalier	03/11/08	at TBL
Steven Stamkos	04/29/22	vs. TBL

TAMPA BAY LIGHTNING SHUTOUTS (7):

PLAYER	DATE	LOCATION
Bill Ranford	12/29/98	at TBL
Kevin Weekes	03/03/01	vs. TBL
Mike McKenna	02/07/09	at TBL
Mike Smith	12/05/09	at TBL
Andrei Vasilevskiy	11/14/16	vs. TBL
Andrei Vasilevskiy	02/01/19	vs. TBL
Andrei Vasilevskiy	04/01/23	at TBL

TAMPA BAY LIGHTNING PENALTY SHOTS (4):

PLAYER/GOALIE	DATE	OUTCOME
Rob Zamuner/Tommy Salo	01/11/97 at TBL	Scored
Dan Kesa/Roberto Luongo	01/13/00 at TBL	Failed
Vincent Lecavalier/Garth Snow	01/02/06 vs TBL	Scored
Steven Stamkos/Thomas Greiss	11/28/15 at TBL	Failed



NEW YORK ISLANDERS VS. TAMPA BAY LIGHTNING

SEASON-BY-SEASON RECORD VS. NHL (SINCE 1992-93)

SEASON	OVERALL, W-L-T-OTL	HOME, W-L-T-OTL	ROAD, W-L-T-OTL
1992-93	23-54-7	12-27-3	11-27-4
1993-94	30-43-11	14-22-6	16-21-5
1994-95	17-28-3	10-14-0	7-14-3
1995-96	38-32-12	22-14-5	16-18-7
1996-97	32-40-10	15-18-8	17-22-2
1997-98	17-55-10	11-23-7	6-32-3
1998-99	19-54-9	12-25-4	7-29-5
1999-00	19-47-9-7	13-20-4-4	6-27-5-3
2000-01	24-47-6-5	17-19-3-2	7-28-3-3
2001-02	27-40-11-4	16-17-5-3	11-23-6-1
2002-03	36-25-16-5	22-9-7-3	14-16-9-2
2003-04	46-22-8-6	24-10-4-3	22-12-4-3
2004-05	NHL	SEASON	LOCKOUT
2005-06	43-33-6	25-14-2	18-19-4
2006-07	44-33-5	22-18-1	22-15-4
2007-08	31-42-9	20-18-3	11-24-6
2008-09	24-40-18	12-18-11	12-22-7
2009-10	34-36-12	21-14-6	13-22-6
2010-11	46-25-11	25-11-5	21-14-6
2011-12	38-36-8	25-14-2	13-22-6
2012-13	18-26-4	12-10-2	6-16-2
2013-14	46-27-9	25-10-6	21-17-3
2014-15	50-24-8	32-8-1	18-16-7
2015-16	46-31-5	25-13-3	21-18-2
2016-17	42-30-10	23-14-4	19-16-6
2017-18	54-23-5	29-10-2	25-13-3
2018-19	62-16-4	32-7-2	30-9-2
2019-20	43-21-6	22-10-2	21-11-4
2020-21	36-17-3	21-7-0	15-10-3
2021-22	51-23-8	27-8-6	24-15-2
2022-23	46-30-6	28-8-5	18-22-1
TOTALS	1,082-1,000-112-164	614-430-56-78	468-570-56-86

Games could not result in a tie after the 2003-04 season

NEW YORK ISLANDERS SEASON-BY-SEASON RECORD VS. TAMPA BAY (SINCE 1992-93)

SEASON	OVERALL, W-L-T-OTL	HOME, W-L-T-OTL	ROAD, W-L-T-OTL
1992-93	1-1-0	0-1-0	1-0-0
1993-94	4-1-0	2-0-0	2-1-0
1994-95	0-4-0	0-2-0	0-2-0
1995-96	1-4-0	1-2-0	0-2-0
1996-97	1-4-1	0-3-0	1-1-1
1997-98	5-0-0	2-0-0	3-0-0
1998-99	1-2-1	0-1-1	1-1-0
1999-00	2-2-0-0	2-0-0-0	0-2-0-0
2000-01	1-1-1-1	1-1-0-0	0-0-1-1
2001-02	4-0-0-0	2-0-0-0	2-0-0-0
2002-03	2-2-0-0	1-1-0-0	1-1-0-0
2003-04	3-1-0-0	2-0-0-0	1-1-0-0
2004-05	NHL	SEASON	LOCKOUT
2005-06	0-3-1	0-1-1	0-2-0
2006-07	0-2-2	0-2-0	0-0-2
2007-08	3-1-0	2-0-0	1-1-0
2008-09	3-1-0	2-0-0	1-1-0
2009-10	1-3-0	1-1-0	0-2-0
2010-11	3-1-0	1-1-0	2-0-0
2011-12	2-2-0	2-0-0	0-2-0
2012-13	3-0-0	2-0-0	1-0-0
2013-14	1-0-2	0-0-1	1-0-1
2014-15	2-1-0	2-0-0	0-1-0
2015-16	2-1-0	1-0-0	1-1-0
2016-17	0-3-0	0-2-0	0-1-0
2017-18	1-2-0	0-1-0	1-1-0
2018-19	1-1-1	1-0-1	0-1-0
2019-20	2-1-0	1-0-0	1-1-0
2020-21	---	---	---
2021-22	0-3-0	0-2-0	0-1-0
2022-23	1-2-0	1-0-0	0-2-0
TOTALS	50-49-3-7	29-21-1-3	21-28-2-4





SHELDON KEEFE



JOHN TAVARES

ISLANDERS VS. TORONTO MAPLE LEAFS

ALL-TIME: 80-70-7-8

LAST REG. WIN: 3/21/23, NYI 7 vs TOR 2

LAST REG. LOSS: 1/23/23, TOR 5 vs. NYI 2

Records are based on W-L-T-OT

2023-24 MEETINGS

Monday, December 11	Islanders vs. Maple Leafs	7:00PM
Tuesday, January 11	Islanders vs. Maple Leafs	7:00PM
Monday, February 5	Islanders at Maple Leafs	7:00PM

OVERTIME RECORD: (W-L-T): 8-7-2

LAST OT DECISION: 11/21/22, NYI 3 at TOR 2

SHOOTOUT RECORD: 3-3

LAST SHOOTOUT: 2/22/18, NYI 3 at TOR 4

CLUB INFORMATION

Founded: 1917
Home Arena: Scotiabank Arena (18,819)
Address: 40 Bay Street, Suite 400, Toronto, ON M5J 2X2
Stanley Cups: 13 (1918, '22, '32, '42, '45, '47, '48, '49, '51, '62, '63, '64 '67)
General Manager: Brad Treliving
Head Coach: Sheldon Keefe
2022-23 Record: 50-21-11 (111 pts)
2021-22 Finish: 2nd in Atlantic, 4th in Eastern, 4th in NHL
2023 Playoffs: Lost in Second Round (FLA)

BROADCAST TEAMS

Television Play-by-Play: Chris Cuthbert, Gord Miller
Television Color Analyst: Craig Simpson, Mike Johnson
Radio Play-by-Play: Joe Bowen
Radio Analyst: Jim Ralph

2022-23 SERIES

HOME:	RESULT	SCORE:	GWG	POWER PLAY	PENALTY KILL	GOALTENDERS:
Mar. 21, 2023	Win	NYI 7, TOR 2	Clutterbuck	0/2	1/1	Sorokin/Samsonov
ROAD:	RESULT	SCORE:	GWG	POWER PLAY	PENALTY KILL	GOALTENDERS:
Nov. 21, 2022	OT Win	NYI 3, TOR 2	Beauvillier	0/2	1/2	Sorokin/Kallgren
Jan. 23, 2022	Loss	TOR 5, NYI 2	Jarnkrok	0/2	1/2	Samsonov/Sorokin

ALL-TIME SERIES

NEW YORK ISLANDERS HAT TRICKS (8):

PLAYER	DATE	LOCATION
Denis Potvin	10/14/78	at TOR
Bryan Trottier	03/15/79	vs. TOR
John Tonelli (5)	01/06/81	vs. TOR
Mike Bossy	03/04/82	vs. TOR
Denis Potvin	03/04/82	vs. TOR
Pat LaFontaine	03/03/84	at TOR
Patrick Flatley (4)	11/06/85	at TOR
Mike Bossy	03/20/86	at TOR
Matthew Barzal	12/29/18	at TOR

NEW YORK ISLANDERS SHUTOUTS (3):

PLAYER	DATE	LOCATION
Billy Smith	11/22/74	vs. TOR
Tommy Salo	10/04/97	vs. TOR
Robin Lehner	12/29/18	at TOR

NEW YORK ISLANDERS PENALTY SHOTS (5):

PLAYER/GOALIE	DATE	OUTCOME
Brad Isbister/Glenn Healy	10/11/00 at TOR	Failed
Sean Bergenheim/Vesa Toskala	02/26/09 vs. TOR	Failed
Matt Martin/James Reimer	03/08/11 vs. TOR	Failed
Michael Grabner/James Reimer	02/28/13 vs. TOR	Failed
Jason Chimera/Frederik Andersen	02/14/17 at TOR	Scored

TORONTO MAPLE LEAFS HAT TRICKS (3):

PLAYER	DATE	LOCATION
Paul Henderson	02/28/74	vs. TOR
Darryl Sittler	10/14/78	at TOR
Nazem Kadri	02/28/13	vs. TOR

TORONTO MAPLE LEAFS SHUTOUTS (6):

PLAYER	DATE	LOCATION
Marcel Cousineau	12/30/96	at TOR
Ed Belfour	01/20/04	at TOR
Jonas Gustavsson	01/23/12	at TOR
Frederik Andersen	01/31/18	at TOR
Michael Hutchinson	01/04/20	at TOR
Joseph Wall	11/21/22	vs. TOR

TORONTO MAPLE LEAFS PENALTY SHOTS (2):

PLAYER/GOALIE	DATE	OUTCOME
Mats Sundin/Garth Snow	02/25/03 at TOR	Failed
Michael Bunting/Ilya Sorokin	1/23/23 at TOR	Failed



NEW YORK ISLANDERS VS. TORONTO MAPLE LEAFS

SEASON-BY-SEASON RECORD VS. NHL (SINCE 1972-73)

SEASON	OVERALL, W-L-T-OTL	HOME, W-L-T-OTL	ROAD, W-L-T-OTL
1972-73	.27-41-10	.20-12-7	.7-29-3
1973-74	.35-27-16	.21-11-7	.14-16-9
1974-75	.31-33-16	.19-12-9	.12-21-7
1975-76	.34-31-15	.23-12-5	.11-19-10
1976-77	.33-32-15	.18-13-9	.15-19-6
1977-78	.41-29-10	.21-13-6	.20-16-4
1978-79	.34-33-13	.20-12-8	.14-21-5
1979-80	.35-40-5	.17-19-4	.18-21-1
1980-81	.28-37-15	.14-21-5	.14-16-10
1981-82	.20-44-16	.12-20-8	.8-24-8
1982-83	.28-40-12	.20-15-5	.8-25-7
1983-84	.26-45-9	.17-16-7	.9-29-2
1984-85	.20-52-8	.10-28-2	.10-24-6
1985-86	.25-48-7	.16-21-3	.9-27-4
1986-87	.32-42-6	.22-14-4	.10-28-2
1987-88	.21-49-10	.14-20-6	.7-29-4
1988-89	.28-46-6	.15-20-5	.13-26-1
1989-90	.38-38-4	.24-14-2	.14-24-2
1990-91	.23-46-11	.15-21-4	.8-25-7
1991-92	.30-43-7	.21-16-3	.9-27-4
1992-93	.44-29-11	.25-11-6	.19-18-5
1993-94	.43-29-12	.23-15-4	.20-14-8
1994-95	.21-19-8	.15-7-2	.6-12-6
1995-96	.34-36-12	.19-15-7	.15-21-5
1996-97	.30-44-8	.18-20-3	.12-24-5
1997-98	.30-43-9	.16-20-5	.14-23-4
1998-99	.45-30-7	.23-13-5	.22-17-2
1999-00	.45-27-7-3	.24-12-5-0	.21-15-2-3
2000-01	.37-29-11-5	.19-11-7-4	.18-18-4-1
2001-02	.43-25-10-4	.24-11-6-0	.19-14-4-4
2002-03	.44-28-7-3	.24-13-4-0	.20-15-3-3
2003-04	.45-24-10-3	.22-14-3-2	.23-10-7-1
2004-05	. NHL	. SEASON	. LOCKOUT
2005-06	.41-33-8	.26-12-3	.15-21-5
2006-07	.40-31-11	.21-15-5	.19-16-6
2007-08	.36-35-11	.18-17-6	.18-18-5
2008-09	.34-35-13	.16-16-9	.18-19-4
2009-10	.30-38-14	.18-17-6	.12-21-8
2010-11	.37-34-11	.18-15-8	.19-19-3
2011-12	.35-37-10	.18-16-7	.17-21-3
2012-13	.26-17-5	.13-9-2	.13-8-3
2013-14	.38-36-8	.24-16-1	.14-20-7
2014-15	.30-44-8	.22-17-2	.8-27-6
2015-16	.29-42-11	.14-18-9	.15-24-2
2016-17	.40-27-15	.21-13-7	.19-14-8
2017-18	.49-26-7	.29-10-2	.20-16-5
2018-19	.46-28-8	.23-16-2	.23-12-6
2019-20	.36-25-9	.18-9-7	.18-16-2
2020-21	.35-14-7	.18-7-3	.17-7-4
2021-22	.54-21-7	.31-8-2	.23-13-5
2022-23	.50-21-11	.27-8-6	.23-13-5
TOTALS	1,736-1,703-323-192	986-731-166-93	750-972-157-99

Games could not result in a tie after the 2003-04 season

NEW YORK ISLANDERS SEASON-BY-SEASON RECORD VS. TORONTO (SINCE 1972-73)

SEASON	OVERALL, W-L-T-OTL	HOME, W-L-T-OTL	ROAD, W-L-T-OTL
1972-73	1-4-0	1-1-0	0-3-0
1973-74	0-4-2	0-2-1	0-2-1
1974-75	2-2-1	2-0-1	0-2-0
1975-76	3-1-1	1-1-0	2-0-1
1976-77	1-2-1	0-2-0	1-0-1
1977-78	3-1-0	2-0-0	1-1-0
1978-79	3-1-0	2-0-0	1-1-0
1979-80	3-1-0	1-1-0	2-0-0
1980-81	3-1-0	1-1-0	2-0-0
1981-82	3-0-0	1-0-0	2-0-0
1982-83	2-1-0	2-0-0	0-1-0
1983-84	2-1-0	1-0-0	1-1-0
1984-85	2-1-0	2-0-0	0-1-0
1985-86	3-0-0	1-0-0	2-0-0
1986-87	2-1-0	2-0-0	0-1-0
1987-88	0-3-0	0-1-0	0-2-0
1988-89	1-2-0	0-2-0	1-0-0
1989-90	3-0-0	1-0-0	2-0-0
1990-91	1-1-1	1-0-1	0-1-0
1991-92	2-1-0	0-1-0	2-0-0
1992-93	1-1-0	0-1-0	1-0-0
1993-94	1-1-0	1-0-0	0-1-0
1994-95	---	---	---
1995-96	1-1-0	1-0-0	0-1-0
1996-97	0-2-0	0-1-0	0-1-0
1997-98	1-1-0	1-0-0	0-1-0
1998-99	1-3-0	0-2-0	1-1-0
1999-00	1-3-0-0	0-2-0-0	1-1-0-0
2000-01	1-3-0-0	1-1-0-0	0-2-0-0
2001-02	3-0-0-1	2-0-0-0	1-0-0-1
2002-03	1-2-1-0	1-1-0-0	0-1-1-0
2003-04	2-2-0-0	2-0-0-0	0-2-0-0
2004-05	. NHL	. SEASON	. LOCKOUT
2005-06	1-2-1	1-0-1	0-2-0
2006-07	3-1-0	2-0-0	1-1-0
2007-08	2-2-0	1-1-0	1-1-0
2008-09	1-1-2	1-0-1	0-1-1
2009-10	3-1-0	2-0-0	1-1-0
2010-11	2-2-0	1-1-0	1-1-0
2011-12	1-2-1	0-1-1	1-1-0
2012-13	2-0-1	0-0-1	2-0-0
2013-14	2-1-0	1-0-0	1-1-0
2014-15	2-1-0	1-1-0	1-0-0
2015-16	1-1-1	0-1-0	1-0-1
2016-17	2-1-0	2-0-0	0-1-0
2017-18	0-2-1	0-1-0	0-1-1
2018-19	2-1-0	1-1-0	1-0-0
2019-20	1-1-0	1-0-0	0-1-0
2020-21	---	---	---
2021-22	0-3-0	0-2-0	0-1-0
2022-23	2-1-0	1-0-0	1-1-0
TOTALS	80-70-7-8	45-29-3-4	35-41-4-4





RICK TOCCHET



QUINN HUGHES

ISLANDERS VS. VANCOUVER CANUCKS

ALL-TIME: 58-40-13-7

LAST REG. WIN: 01/03/23, NYI 6 at VAN 2

LAST REG. LOSS: 02/09/23, VAN 6 at NYI 5

OVERTIME RECORD: (W-L-T): 4-5-4

LAST OT DECISION: 02/01/20, NYI 3 vs. VAN 4

SHOOTOUT RECORD: 1-4

LAST SHOOTOUT: 03/10/20, NYI 4 at VAN 5

Records are based on W-L-T-OT

2023-24 MEETINGS

Wednesday, November 15 Islanders at Canucks 10:00PM
Tuesday, January 9 Islanders vs. Canucks 7:30PM

CLUB INFORMATION

Founded: 1970
Home Arena: Rogers Arena (18,865)
Address: 800 Griffiths Way, Vancouver, BC V6B 6G1
Stanley Cups: None
General Manager: Patrik Allvin
Head Coach: Rick Tocchet
2022-23 Record: 38-37-7 (83 pts)
2022-23 Finish: 6th in Pacific, 11th in Western, 22nd in NHL
2023 Playoffs: Did not qualify

BROADCAST TEAMS

Television Play-by-Play: John Shorthouse
Television Color Analyst: Ray Ferraro, Dave Tomlinson
Radio Play-by-Play: Brendan Batchelor
Radio Color Analyst: Randip Janda

2022-23 SERIES

HOME:	RESULT	SCORE:	GWG	POWER PLAY	PENALTY KILL	GOALTENDERS:
Feb. 9, 2023	Loss	VAN 6, NYI 5	Beauvillier	2/3	2/4	Delia/Sorokin
ROAD:	RESULT	SCORE:	GWG	POWER PLAY	PENALTY KILL	GOALTENDERS:
Jan. 3, 2023	Win	NYI 6, VAN 2	Barzal	1/2	2/3	Sorokin/Martin

ALL-TIME SERIES

NEW YORK ISLANDERS HAT TRICKS (5):

PLAYER	DATE	LOCATION
Bob Cook	03/03/73	vs. VAN
Clark Gillies	11/19/76	at VAN
Mike Bossy	01/02/79	vs. VAN
Brent Sutter	10/23/84	vs. VAN
Pierre Turgeon	03/09/94	at VAN

NEW YORK ISLANDERS SHUTOUTS (5):

PLAYER	DATE	LOCATION
Glenn Resch	01/02/79	vs. VAN
Glenn Resch	01/08/80	vs. VAN
Billy Smith	02/11/86	vs. VAN
Glenn Healy	01/16/90	vs. VAN
Robin Lehner	02/23/19	at VAN

NEW YORK ISLANDERS PENALTY SHOTS (0):

PLAYER	DATE	OUTCOME
None		

CANUCKS HAT TRICKS (3):

PLAYER	DATE	LOCATION
Bobby Schmautz (4)	12/30/72	at VAN
John Gould	02/21/75	vs. VAN
Todd Bertuzzi	01/14/06	vs. VAN

CANUCKS SHUTOUTS (3):

PLAYER	DATE	LOCATION
Gary Smith	11/30/74	at VAN
Kirk McLean	11/10/91	at VAN
Ryan Miller/Eddie Lack	02/22/15	vs. VAN

CANUCKS PENALTY SHOTS (4):

PLAYER/GOALIE	DATE	OUTCOME
Ron Sedlbauer/Billy Smith	11/19/77 vs. VAN	Failed
Ron Sedlbauer/Glenn Resch	03/07/78 vs. VAN	Failed
Markus Naslund/Chris Osgood	03/21/02 vs. VAN	Failed
Darren Archibald/Jaroslav Halak	03/05/18 at VAN	Scored



NEW YORK ISLANDERS VS. VANCOUVER CANUCKS

SEASON-BY-SEASON RECORD VS. NHL (SINCE 1972-1973)

SEASON	OVERALL, W-L-T-OTL	HOME, W-L-T-OTL	ROAD, W-L-T-OTL
1972-73	22-47-9	17-18-4	5-29-5
1973-74	24-43-11	14-18-7	10-25-4
1974-75	38-32-10	23-12-5	15-20-5
1975-76	33-32-15	22-11-7	11-21-8
1976-77	25-42-13	13-21-6	12-21-7
1977-78	20-43-17	13-15-12	7-28-5
1978-79	25-42-13	15-18-7	10-24-6
1979-80	27-37-16	14-17-9	13-20-7
1980-81	28-32-20	17-12-11	11-20-9
1981-82	30-33-17	20-8-12	10-25-5
1982-83	30-35-15	20-12-8	10-23-7
1983-84	32-39-9	20-16-4	12-23-5
1984-85	25-46-9	15-21-4	10-25-5
1985-86	23-44-13	17-18-5	6-26-8
1986-87	29-43-8	17-19-4	12-24-4
1987-88	25-46-9	15-20-5	10-26-4
1988-89	33-39-8	19-15-6	14-24-2
1989-90	25-41-14	13-16-11	12-25-3
1990-91	28-43-9	18-17-5	10-26-4
1991-92	42-26-12	23-10-7	19-16-5
1992-93	46-29-9	27-11-4	19-18-5
1993-94	41-40-3	20-19-3	21-21-0
1994-95	18-18-12	10-8-6	8-10-6
1995-96	32-35-15	15-19-7	17-16-8
1996-97	35-40-7	20-17-4	15-23-3
1997-98	25-43-14	15-22-4	10-21-10
1998-99	23-47-12	14-21-6	9-26-6
1999-00	30-29-15-8	16-14-5-6	14-15-10-2
2000-01	36-28-11-7	21-12-5-3	15-16-6-4
2001-02	42-30-7-3	23-11-5-2	19-19-2-1
2002-03	45-23-13-1	22-13-6-0	23-10-7-1
2003-04	43-24-10-5	21-13-7-0	22-11-3-5
2004-05	NHL	SEASON	LOCKOUT
2005-06	42-32-8	25-10-6	17-22-2
2006-07	49-26-7	26-11-4	23-15-3
2007-08	39-33-10	21-15-5	18-18-5
2008-09	45-27-10	24-12-5	21-15-5
2009-10	49-28-5	30-8-3	19-20-2
2010-11	54-19-9	27-9-5	27-10-4
2011-12	51-22-9	27-10-4	24-12-5
2012-13	26-15-7	15-6-3	11-9-4
2013-14	36-35-11	20-15-6	16-20-5
2014-15	48-29-5	24-15-2	24-14-3
2015-16	29-42-11	14-18-9	15-24-2
2016-17	30-43-9	18-17-6	12-26-3
2017-18	31-40-11	16-18-7	15-22-4
2018-19	35-36-11	20-16-5	15-20-6
2019-20	36-27-6	22-9-4	14-18-2
2020-21	23-29-4	13-12-3	10-17-1
2021-22	40-30-12	20-14-7	20-16-5
2022-23	38-37-7	19-20-2	19-17-5
TOTALS	1,683-1,717-375-78	951-732-201-93	732-985-176-85

Games could not result in a tie after the 2003-04 season

NEW YORK ISLANDERS SEASON-BY-SEASON RECORD VS. VANCOUVER (SINCE 1972-1973)

SEASON	OVERALL, W-L-T-OTL	HOME, W-L-T-OTL	ROAD, W-L-T-OTL
1972-73	1-3-1	1-0-1	0-3-0
1973-74	2-1-3	1-0-2	1-1-1
1974-75	1-2-2	0-1-2	1-1-0
1975-76	0-3-2	0-0-2	0-3-0
1976-77	4-1-0	1-1-0	3-0-0
1977-78	5-0-0	3-0-0	2-0-0
1978-79	4-0-0	2-0-0	2-0-0
1979-80	1-2-1	1-1-0	0-1-1
1980-81	3-1-0	1-1-0	2-0-0
1981-82	2-1-0	2-0-0	0-1-0
1982-83	2-1-0	1-0-0	1-1-0
1983-84	3-0-0	2-0-0	1-0-0
1984-85	2-1-0	1-0-0	1-1-0
1985-86	1-1-1	1-0-1	0-1-0
1986-87	1-2-0	0-1-0	1-1-0
1987-88	3-0-0	2-0-0	1-0-0
1988-89	2-1-0	1-0-0	1-1-0
1989-90	2-1-0	1-1-0	1-0-0
1990-91	0-2-1	0-1-0	0-1-1
1991-92	2-1-0	1-0-0	1-1-0
1992-93	1-1-0	0-1-0	1-0-0
1993-94	0-2-0	0-1-0	0-1-0
1994-95	---	---	---
1995-96	0-2-0	0-1-0	0-1-0
1996-97	1-1-0	1-0-0	0-1-0
1997-98	0-2-0	0-1-0	0-1-0
1998-99	1-0-1	0-0-1	1-0-0
1999-00	0-0-1-0	0-0-1-0	---
2000-01	0-1-0-0	---	0-1-0-0
2001-02	1-0-0-0	1-0-0-0	---
2002-03	1-1-0-0	1-0-0-0	0-1-0-0
2003-04	1-0-0-0	1-0-0-0	---
2004-05	NHL	SEASON	LOCKOUT
2005-06	0-1-0	0-1-0	---
2006-07	---	---	---
2007-08	0-0-1	---	0-0-1
2008-09	1-0-0	1-0-0	---
2009-10	1-0-0	---	1-0-0
2010-11	0-0-1	0-0-1	---
2011-12	0-1-0	---	0-1-0
2012-13	---	---	---
2013-14	1-0-1	0-0-1	1-0-0
2014-15	0-2-0	0-1-0	0-1-0
2015-16	1-0-1	0-0-1	1-0-0
2016-17	2-0-0	1-0-0	1-0-0
2017-18	1-0-1	1-0-0	0-0-1
2018-19	2-0-0	1-0-0	1-0-0
2019-20	0-0-2	0-0-1	0-0-1
2020-21	---	---	---
2021-22	1-1-0	0-1-0	1-0-0
2022-23	1-1-0	0-1-0	1-0-0
TOTALS	58-40-13-7	30-15-10-4	28-25-3-3





BRUCE CASSIDY



MARK STONE

ISLANDERS VS. VEGAS GOLDEN KNIGHTS

ALL-TIME: 6-3-1

LAST REG. WIN: 12/17/22, NYI 5 at VGK 2

LAST REG. LOSS: 02/15/20, NYI 0 at VGK 1

OVERTIME RECORD: (W-L-T): 2-0-0

LAST OT DECISION: 1/28/23, NYI 2 vs VGK 1

SHOOTOUT RECORD: 0-0-1

LAST SHOOTOUT: 12/19/21, VGK 4 at NYI 3

Records are based on W-L-T-OT

2023-24 MEETINGS

Saturday, January 6 Islanders at Golden Knights 10:00PM

Tuesday, January 23 Islanders vs. Golden Knights 7:30PM

2022-23 SERIES:

HOME:	RESULT	SCORE:	GWG	POWER PLAY	PENALTY KILL	GOALTENDERS:
Jan. 28, 2023	.OT Win	NYI 2, VGK 1	Barzal	0/1	2/2	Varlamov/Thompson
ROAD:	RESULT	SCORE:	GWG	POWER PLAY	PENALTY KILL	GOALTENDERS:
Dec. 17, 2022	.Win	NYI 5, VGK 2	Holmstrom	0/2	1/3	Varlamov/Thompson

ALL-TIME SERIES

NEW YORK ISLANDERS HAT TRICKS (0):

PLAYER	DATE	LOCATION
None		

VEGAS GOLDEN KNIGHTS HAT TRICKS (0):

PLAYER	DATE	LOCATION
None		

NEW YORK ISLANDERS SHUTOUTS (0):

PLAYER	DATE	LOCATION
Ilya Sorokin	10/24/21	at VGK

VEGAS GOLDEN KNIGHTS SHUTOUTS (1):

PLAYER	DATE	LOCATION
Marc-Andre Fleury	02/15/20	at VGK

NEW YORK ISLANDERS PENALTY SHOTS (0):

PLAYER/GOALIE	DATE	OUTCOME
None		

VEGAS GOLDEN KNIGHTS PENALTY SHOTS (0):

PLAYER/GOALIE	DATE	OUTCOME
William Carrier/Semyon Varlamov (in OT)	1/28/23	Failed

CLUB INFORMATION

Founded: 2017
 Home Arena: T-Mobile Arena (17,500)
 Address: 3780 S Las Vegas Blvd, Las Vegas, NV 89158
 Stanley Cups: 2023
 Owner: Bill Foley
 General Manager: Kelly McCrimmon
 Head Coach: Bruce Cassidy
 2022-23 Record: 51-22-9 (111 pts)
 2022-23 Finish: 1st in Pacific, 1st in Western, 5th in NHL
 2022 Playoffs: Won Stanley Cup

BROADCAST TEAMS

Television Play-by-Play: Dave Goucher
 Television Color Analyst: Shane Hnidy
 Radio Play-by-Play: Dan D'Uva



NEW YORK ISLANDERS *VS.* VEGAS GOLDEN KNIGHTS

SEASON-BY-SEASON RECORD VS. NHL (SINCE 2017-18)

SEASON	OVERALL, W-L-T-OTL	HOME, W-L-T-OTL	ROAD, W-L-T-OTL
2017-18	51-24-7	29-10-2	22-14-5
2018-19	43-32-7	24-12-5	19-20-2
2019-20	39-24-8	22-11-4	17-13-4
2020-21	40-14-2	21-5-2	19-9-0
2021-22	43-31-8	22-15-4	21-16-4
2022-23	51-22-9	25-15-1	26-7-8
TOTALS	267-147-41	143-68-18	124-79-23

Games could not result in a tie after the 2003-04 season

NEW YORK ISLANDERS SEASON-BY-SEASON RECORD VS. GOLDEN KNIGHTS (2017-18)

SEASON	OVERALL, W-L-T-OTL	HOME, W-L-T-OTL	ROAD, W-L-T-OTL
2017-18	2-0-0	1-0-0	1-0-0
2018-19	0-2-0	0-1-0	0-1-0
2019-20	1-1-0	1-0-0	0-1-0
2020-21	---	---	---
2021-22	1-0-1	0-0-1	1-0-0
2022-23	2-0-0	1-0-0	1-0-0
TOTALS	6-3-1	3-1-1	3-2-0





SPENCER CARBERY



ALEX OVECHKIN

ISLANDERS VS. WASHINGTON CAPITALS

ALL-TIME: 103-105-13-17

LAST REG. WIN: 04/28/22, NYI 5 at WSH 1

LAST REG. LOSS: 04/10/23, WSH 5 vs. NYI 2

OVERTIME RECORD: (W-L-T): 9-14-8

LAST OT DECISION: 1/16/23, WSH 4 at NYI 3

SHOOTOUT RECORD: 2-8

LAST SHOOTOUT: 03/29/23, NYI 2 at WSH 1

Records are based on W-L-T-OT

2023-24 MEETINGS

Thursday, November 2	Islanders at Capitals	7:00PM
Saturday, November 11	Islanders vs. Capitals	7:30PM
Wednesday, December 20	Islanders at Capitals	7:30PM
Friday, December 29	Islanders vs. Capitals	7:30PM

2022-23 SERIES:

HOME:	RESULT	SCORE:	GWG	POWER PLAY	PENALTY KILL	GOALTENDERS:
Jan. 16, 2023	OT Loss	WSH 4, NYI 3	Orlov	0/1	1/1	Kuemper/Sorokin
Mar. 11, 2023	Loss	WSH 5, NYI 1	Oshie	0/5	4/4	Kuemper/Varlamov
ROAD:	RESULT	SCORE:	GWG	POWER PLAY	PENALTY KILL	GOALTENDERS:
Mar. 29, 2023	SO Win	NYI 2, WSH 1	Palmieri (SO)	0/1	0/0	Sorokin/Kuemper
Apr. 10, 2023	Loss	WSH 5, NYI 2	Smith	0/3	0/0	Kuemper/Sorokin

ALL-TIME SERIES

NEW YORK ISLANDERS HAT TRICKS (17):

PLAYER	DATE	LOCATION
Mike Bossy	02/04/78	vs. WSH
Denis Potvin	01/16/79	vs. WSH
Mike Bossy	01/17/81	vs. WSH
Brent Sutter	02/02/82	vs. WSH
Mike Bossy (4)	03/23/82	vs. WSH
Bryan Trottier	10/21/82	vs. WSH
Mike Bossy	02/10/83	vs. WSH
Bryan Trottier	01/24/86	at WSH
Pat LaFontaine	11/10/87	vs. WSH
Mikko Makela	12/04/87	at WSH
Mick Vukota	10/20/89	at WSH
Pierre Turgeon	11/30/91	vs. WSH
Derek King	01/01/92	at WSH
Travis Green	11/30/93	vs. WSH
Mariusz Czerkawski	11/27/01	vs. WSH
Bill Guerin	10/18/07	at WSH
Mathew Barzal	04/01/21	vs. WSH

NEW YORK ISLANDERS SHUTOUTS (18):

PLAYER	DATE	LOCATION
Billy Smith	10/20/74	at WSH
Glenn Resch	12/29/74	at WSH
Glenn Resch	02/22/76	at WSH
Glenn Resch	11/13/77	at WSH
Glenn Resch	01/14/78	at WSH
Ron Hextall	02/21/94	vs. WSH
Tommy Salo	11/29/96	at WSH
Tommy Salo	12/07/96	vs. WSH
Tommy Salo	03/02/97	at WSH
Rick DiPietro	03/23/04	vs. WSH
Rick DiPietro	04/08/06	vs. WSH
Evgeni Nabokov	01/17/12	at WSH
Evgeni Nabokov	02/04/14	at WSH
Jaroslav Halak	12/01/16	at WSH
Thomas Greiss	01/18/19	at WSH
Robin Lehner	04/06/19	at WSH
Semyon Varlamov	04/06/21	vs. WSH
Semyon Varlamov	04/22/21	vs. WSH

CLUB INFORMATION

Founded:	1974
Home Arena:	Capital One Arena (18,573)
Address:	627 N. Glebe Road, Suite 850, Arlington, VA 22203
Stanley Cups:	2018
Senior Vice President and General Manager:	Brian MacLellan
Head Coach:	Spencer Carbery
2022-23 Record:	35-37-10 (80 pts)
2022-23 Finish:	6th in Metropolitan, 13th in Eastern, 25th in NHL
2023 Playoffs:	Did Not Qualify

BROADCAST TEAMS

Television Play-by-Play:	Joe Beninati
Television Color Analyst:	Craig Laughlin
Radio Play-by-Play:	John Walton
Radio Color Analyst:	Ken Sabourin

WASHINGTON CAPITALS HAT TRICKS (6):

PLAYER	DATE	LOCATION
Ken Houston	10/21/82	vs. WSH
Bengt Gustafsson	12/23/83	at WSH
Peter Bondra (4)	02/03/96	at WSH
Peter Bondra	03/26/96	vs. WSH
Adam Oates	10/08/97	vs. WSH
Alex Ovechkin	01/18/20	vs. WSH

WASHINGTON CAPITALS SHUTOUTS (8):

PLAYER	DATE	LOCATION
Clint Malarchuk	02/27/88	vs. WSH
Mike Liut	03/20/90	at WSH
Don Beaupre	01/14/93	vs. WSH
Olaf Kolzig	04/13/98	vs. WSH
Olaf Kolzig	11/24/00	at WSH
Olaf Kolzig	02/07/03	at WSH
Ilya Samsonov	04/22/21	vs. WSH
Vitek Vanecek	04/27/21	at WSH
Vitek Vanecek	01/15/22	vs. WSH

NEW YORK ISLANDERS PENALTY SHOTS (3):

PLAYER/GOALIE	DATE	OUTCOME
Clark Gillies/Bernie Wolfe	11/13/77 at WSH	Scored
Brent Sutter/Bob Mason	12/26/86 at WSH	Failed
Mariusz Czerkawski/Rick Rabaracci	12/04/98 at WSH	Failed

WASHINGTON CAPITALS PENALTY SHOTS (2):

PLAYER/GOALIE	DATE	OUTCOME
Hartland Monahan/Glenn Resch	01/16/77 at WSH	Scored
Michael Nylander/Rick DiPietro	12/21/02 vs. WSH	Failed



NEW YORK ISLANDERS VS. WASHINGTON CAPITALS

SEASON-BY-SEASON RECORD VS. NHL (SINCE 1974-75)

SEASON	OVERALL, W-L-T-OTL	HOME, W-L-T-OTL	ROAD, W-L-T-OTL
1974-75	8-67-5	7-28-5	1-39-0
1975-76	11-59-10	6-26-8	5-33-2
1976-77	24-42-14	17-15-8	7-27-6
1977-78	17-49-14	10-23-7	7-26-7
1978-79	24-41-15	15-19-6	9-22-9
1979-80	27-40-13	20-14-6	7-26-7
1980-81	26-36-18	16-17-7	10-19-11
1981-82	26-41-13	16-16-8	10-25-5
1982-83	39-25-16	22-12-6	17-13-10
1983-84	48-27-5	26-11-3	22-16-2
1984-85	46-25-9	27-11-2	19-14-7
1985-86	50-23-7	30-8-2	20-15-5
1986-87	38-32-10	22-15-3	16-17-7
1987-88	38-33-9	22-14-4	16-19-5
1988-89	41-29-10	25-12-3	16-17-7
1989-90	36-38-6	19-18-3	17-20-3
1990-91	37-36-7	21-14-5	16-22-2
1991-92	45-27-8	25-12-3	20-15-5
1992-93	43-34-7	21-15-6	22-19-1
1993-94	39-35-10	17-16-9	22-19-1
1994-95	22-18-8	15-6-3	7-12-5
1995-96	39-32-11	21-15-5	18-17-6
1996-97	33-40-9	19-17-5	14-23-4
1997-98	40-30-12	23-12-6	17-18-6
1998-99	31-45-6	16-23-2	15-22-4
1999-00	44-24-12-2	26-5-8-2	18-19-4-0
2000-01	41-27-10-4	24-9-6-2	17-18-4-2
2001-02	36-33-11-2	21-12-6-2	15-21-5-0
2002-03	39-29-8-6	24-13-2-2	15-16-6-4
2003-04	23-46-10-3	13-20-6-2	10-26-4-1
2004-05	NHL	SEASON	LOCKOUT
2005-06	29-41-12	16-18-7	13-23-5
2006-07	28-40-14	17-17-7	11-23-7
2007-08	43-31-8	23-15-3	20-16-5
2008-09	50-24-8	29-9-3	21-15-5
2009-10	54-15-13	30-5-6	24-10-7
2010-11	48-23-11	25-8-8	23-15-3
2011-12	42-32-8	26-11-4	16-21-4
2012-13	27-18-3	15-8-1	12-10-2
2013-14	38-30-14	21-13-7	17-17-7
2014-15	45-26-11	23-13-5	22-13-6
2015-16	56-18-8	29-8-4	27-10-4
2016-17	55-19-18	32-7-2	23-12-6
2017-18	49-26-7	28-11-2	21-15-5
2018-19	48-26-8	24-11-6	24-15-2
2019-20	41-20-8	18-10-5	23-10-3
2020-21	36-15-5	17-8-3	19-7-2
2021-22	44-26-12	19-6-6	25-10-6
2022-23	35-37-10	18-16-7	17-21-3
TOTALS	1,779-1,530-303-185	996-652-153-96	783-878-150-89

Games could not result in a tie after the 2003-04 season

ISLANDERS SEASON-BY-SEASON RECORD VS. WASHINGTON (SINCE 1974-75)

SEASON	OVERALL, W-L-T-OTL	HOME, W-L-T-OTL	ROAD, W-L-T-OTL
1974-75	4-0-0	2-0-0	2-0-0
1975-76	4-0-0	2-0-0	2-0-0
1976-77	1-0-3	1-0-1	0-0-2
1977-78	4-0-0	2-0-0	2-0-0
1978-79	3-1-0	2-0-0	1-1-0
1979-80	2-2-0	2-0-0	0-2-0
1980-81	4-0-0	2-0-0	2-0-0
1981-82	7-0-1	4-0-0	3-0-1
1982-83	4-2-1	3-1-0	1-1-1
1983-84	4-3-0	2-1-0	2-2-0
1984-85	3-4-0	2-2-0	1-2-0
1985-86	3-4-0	1-2-0	2-2-0
1986-87	2-3-2	2-2-0	0-1-2
1987-88	4-2-1	2-1-0	2-1-1
1988-89	3-4-0	3-1-0	0-3-0
1989-90	4-3-0	2-1-0	2-2-0
1990-91	0-7-0	0-4-0	0-3-0
1991-92	2-4-1	1-2-0	1-2-1
1992-93	3-4-0	0-4-0	3-0-0
1993-94	3-1-1	2-0-0	1-1-1
1994-95	0-4-0	0-2-0	0-2-0
1995-96	1-4-0	1-2-0	0-2-0
1996-97	4-1-0	2-0-0	2-1-0
1997-98	0-5-1	0-3-0	0-2-1
1998-99	0-4-0	0-2-0	0-2-0
1999-00	0-4-0-0	0-2-0-0	0-2-0-0
2000-01	0-3-1-0	0-2-0-0	0-1-1-0
2001-02	1-2-1-0	1-0-1-0	0-2-0-0
2002-03	0-3-0-1	0-2-0-0	0-1-0-1
2003-04	2-2-0-0	1-1-0-0	1-1-0-0
2004-05	NHL	SEASON	LOCKOUT
2005-06	3-1-0	2-0-0	1-1-0
2006-07	3-0-1	2-0-0	1-0-1
2007-08	3-1-0	1-1-0	2-0-0
2008-09	0-2-2	0-0-2	0-2-0
2009-10	1-1-2	0-1-1	1-0-1
2010-11	0-3-1	0-2-0	0-1-1
2011-12	2-0-2	1-0-1	1-0-1
2012-13	2-0-1	1-0-0	1-0-1
2013-14	1-1-2	0-0-2	1-1-0
2014-15	2-1-1	2-0-0	0-1-1
2015-16	1-2-1	0-1-1	1-1-0
2016-17	3-2-0	2-1-0	1-1-0
2017-18	1-3-0	1-1-0	0-2-0
2018-19	2-2-0	0-2-0	2-0-0
2019-20	2-2-0	0-2-0	2-0-0
2020-21	2-5-1	2-1-1	0-4-0
2021-22	2-1-1	1-1-0	1-0-1
2022-23	1-2-1	0-1-1	1-1-0
TOTALS	103-105-13-17	57-51-2-9	46-54-11-8





RICK BONNESS



ADAM LOWRY

ISLANDERS VS. WINNIPEG JETS

ALL-TIME: 41-22-2-4

LAST REG. WIN: 2/24/23, NYI 4 at WPG 0

LAST REG. LOSS: 12/04/18, NYI 1 vs WPG 3

OVERTIME RECORD: (W-L-T): 3-3-2

LAST OT DECISION: 3/3/16, NYI 4 at WPG 3

SHOOTOUT RECORD: 3-1

LAST SHOOTOUT: 4/20/13, NYI 5 at WPG 4

Records are based on W-L-T-O

2023-24 MEETINGS

Tuesday, January 16	Islanders at Jets	8:00PM
Saturday, March 23	Islanders vs. Jets	1:00PM

2022-23 SERIES:

HOME:	RESULT	SCORE:	GWG	POWER PLAY	PENALTY KILL	GOALTENDERS:
Feb. 22, 2023	Win	NYI 2, WPG 1	Holmstrom	0/4	3/4	Sorokin/Hellebuyck
ROAD:	RESULT	SCORE:	GWG	POWER PLAY	PENALTY KILL	GOALTENDERS:
Feb. 26, 2023	Win	NYI 4, WPG 0	Horvat	0/1	3/3	Varlamov/Rittich

ALL-TIME SERIES

NEW YORK ISLANDERS HAT TRICKS (2):

PLAYER	DATE	LOCATION
Jason Blake	01/11/03	vs. ATL
Matt Moulson	12/03/09	at ATL
Mathew Barzal	12/23/17	vs. WPG

NEW YORK ISLANDERS SHUTOUTS (4):

PLAYER	DATE	LOCATION
Garth Snow	12/13/03	vs. ATL
Rick DiPietro	01/24/04	at ATL
Rick DiPietro	12/16/06	vs. ATL
Semyon Varlamov	02/26/23	at WPG

NEW YORK ISLANDERS PENALTY SHOTS (4):

PLAYER/GOALIE	DATE	OUTCOME
Brad Isbister/Damian Rhodes	03/16/00 at ATL	Failed
Jason Blake/Pasi Nurminen	01/24/04 at ATL	Failed
Michael Grabner/Chris Mason	04/05/12 vs. WPG	Scored
John Tavares/Ondrej Pavelec	10/12/15 vs. WPG	Failed

CLUB INFORMATION

Founded: 1999 (Atlanta), 2011 (Winnipeg)
 Home Arena: Canada Life Centre (15,325)
 Address: 300 Portage Ave, Winnipeg, Manitoba, R3C 5S4
 Stanley Cups: None
 Executive Vice President & General Manager: Kevin Cheveldayoff
 Head Coach: Paul Maurice
 2022-23 Record: 46-33-3 (95 pts)
 2022-23 Finish: 4th in Central, 8th in Western, 14th in NHL
 2021 Playoffs: 4-1 Lost in First Round (VGK)

BROADCAST TEAMS

Television Play-by-Play: Dan Robertson
 Television Color Analyst: Kevin Sawyer
 Radio Play-by-Play: Paul Edmonds
 Radio Color Analyst: Jamie Thomas

JETS HAT TRICKS (1):

PLAYER	DATE	LOCATION
Donald Audette	12/09/00	at ATL

JETS SHUTOUTS (3):

PLAYER	DATE	LOCATION
Damian Rhodes	10/14/99	vs. ATL
Kari Lehtonen	12/01/07	vs. ATL
Ondrej Pavelec	11/03/11	vs. WPG

JETS PENALTY SHOTS (5):

PLAYER/GOALIE	DATE	OUTCOME
Patrick Stefan/Rick DiPietro	10/25/05 vs. ATL	Failed
Marian Hossa/Mike Dunham	02/01/07 at ATL	Failed
Eric Perrin/Rick DiPietro	02/28/08 at ATL	Scored
Evander Kane/Rick DiPietro	12/11/10 vs. ATL	Failed
Evander Kane/Rick DiPietro	11/03/11 vs. WPG	Failed



NEW YORK ISLANDERS VS. WINNIPEG JETS

SEASON-BY-SEASON RECORD VS. NHL (SINCE 1999-00)

SEASON	OVERALL, W-L-T-OTL	HOME, W-L-T-OTL	ROAD, W-L-T-OTL
1999-00	14-57-7-4	9-26-3-3	5-31-4-1
2000-01	23-45-12-2	10-23-6-2	13-22-6-0
2001-02	19-47-11-5	11-21-9-0	8-26-2-5
2002-03	31-39-7-5	15-19-4-3	16-20-3-2
2003-04	33-37-8-4	18-17-4-2	15-20-4-2
2004-05	NHL	SEASON	LOCKOUT
2005-06	41-33-8	24-13-4	17-20-4
2006-07	43-28-11	23-12-6	20-16-5
2007-08	34-40-8	19-19-3	15-21-5
2008-09	35-41-6	18-21-2	17-20-4
2009-10	35-34-13	19-16-6	16-18-7
2010-11	34-36-12	17-17-7	17-19-5
2011-12	37-35-10	23-13-5	14-22-5
2012-13	24-21-3	13-10-1	11-11-2
2013-14	37-35-10	18-17-6	19-18-4
2014-15	43-26-13	23-13-5	20-13-8
2015-16	35-39-8	18-19-4	17-20-4
2016-17	40-35-7	22-18-1	18-17-6
2017-18	52-20-10	32-7-2	20-13-8
2018-19	47-30-5	25-12-4	22-18-1
2019-20	37-28-6	20-14-3	17-14-3
2020-21	30-23-3	13-13-2	17-10-1
2021-22	39-32-11	23-15-3	16-17-8
2022-23	46-33-3	26-13-2	20-20-1
TOTALS	809-794-45-167	439-368-26-76	370-426-19-91

Games could not result in a tie after the 2003-04 season

NEW YORK ISLANDERS SEASON-BY-SEASON RECORD VS. WINNIPEG JETS/THRASHERS (SINCE 1999-00)

SEASON	OVERALL, W-L-T-OTL	HOME, W-L-T-OTL	ROAD, W-L-T-OTL
1999-00	1-3-0-0	0-2-0-0	1-1-0-0
2000-01	2-1-1-0	1-1-0-0	1-0-1-0
2001-02	3-1-0-0	2-0-0-0	1-1-0-0
2002-03	3-1-0-0	1-1-0-0	2-0-0-0
2003-04	2-1-1-0	1-1-0-0	1-0-1-0
2004-05	NHL	SEASON	LOCKOUT
2005-06	3-1-0	2-0-0	1-1-0
2006-07	2-1-1	1-1-0	1-0-1
2007-08	2-1-1	1-1-0	1-0-1
2008-09	1-3-0	0-2-0	1-1-0
2009-10	3-1-0	2-0-0	1-1-0
2010-11	1-2-1	0-2-0	1-0-1
2011-12	3-1-0	1-1-0	2-0-0
2012-13	2-0-1	1-0-0	1-0-1
2013-14	1-1-0	0-1-0	1-0-0
2014-15	1-1-0	0-1-0	1-0-0
2015-16	2-0-0	1-0-0	1-0-0
2016-17	1-1-0	0-1-0	1-0-0
2017-18	1-1-0	1-0-0	0-1-0
2018-19	1-1-0	0-1-0	1-0-0
2019-20	2-0-0	1-0-0	1-0-0
2020-21	-	-	-
2021-22	2-0-0	1-0-0	1-0-0
2022-23	2-0-0	1-0-0	1-0-0
TOTALS	40-22-2-4	18-16-0-0	23-6-2-4



2022-23 FINAL STANDINGS

EASTERN CONFERENCE

Atlantic Division

Team	Conference Rank	GP	W	L	OTL	PTS	PCT
1. Boston Bruins	1	82	65	12	5	135	.823
2. Toronto Maple Leafs	4	82	50	21	11	111	.677
3. Tampa Bay Lightning	6	82	46	30	6	98	.598
4. Florida Panthers	8	82	42	32	8	92	.561
5. Buffalo Sabres	10	82	42	33	7	91	.555
6. Ottawa Senators	11	82	39	35	8	86	.524
7. Detroit Red Wings	12	82	35	37	10	80	.488
8. Montreal Canadiens	15	82	31	45	6	68	.415

Metropolitan Division

Team	Conference Rank	GP	W	L	OTL	PTS	PCT
1. Carolina Hurricanes	2	82	52	21	9	113	.689
2. New Jersey Devils	3	82	52	22	8	112	.683
3. New York Rangers	5	82	47	22	13	107	.652
4. New York Islanders	7	82	42	31	9	93	.567
5. Pittsburgh Penguins	9	82	40	31	11	91	.555
6. Washington Capitals	13	82	35	37	10	80	.488
7. Philadelphia Flyers	14	82	31	38	13	75	.457
8. Columbus Blue Jackets	16	82	25	48	9	59	.360

WESTERN CONFERENCE

Team	Conference Rank	GP	W	L	OTL	PTS	PCT
1. Colorado Avalanche	3	82	51	24	7	109	.665
2. Dallas Stars	4	82	47	21	14	108	.659
3. Minnesota Wild	6	82	46	25	11	103	.628
4. Winnipeg Jets	8	82	46	33	3	95	.579
5. Nashville Predators	10	82	42	32	8	92	.561
3. St. Louis Blues	12	82	37	38	7	81	.494
8. Arizona Coyotes	13	82	28	40	14	70	.427
7. Chicago Blackhawks	15	82	26	49	7	59	.360

Team	Conference Rank	GP	W	L	OTL	PTS	PCT
1. Vegas Golden Knights	1	82	51	22	9	111	.677
2. Edmonton Oilers	2	82	50	23	9	109	.665
3. Los Angeles Kings	5	82	47	25	10	104	.634
4. Seattle Kraken	7	82	46	28	8	100	.610
5. Calgary Flames	9	82	38	27	17	93	.567
6. Vancouver Canucks	11	82	38	37	7	83	.506
7. San Jose Sharks	14	82	22	44	16	60	.366
8. Anaheim Ducks	16	82	23	47	12	58	.354





2023-24
SEASON



MEDIA GUIDE



NEW YORK
ISLANDERS

IN THE PAST

THIS DATE IN NEW YORK ISLANDERS HISTORY

NOV. 8, 1971	The National Hockey League awards a franchise to Long Island, with the team to begin play in the 1972-73 season.	OCT. 11, 1975	The Islanders win their home opener 7-0 over the Los Angeles Kings, as rookie Bryan Trottier tallies three goals and two assists.
DEC. 30, 1971	Roy Boe's purchase of LI franchise is made official by the NHL Board of Governors.	JUN. 7, 1976	Denis Potvin is awarded the first of his three Norris Trophies as the NHL's top defenseman. He also wins in 1978 and 1979. Bryan Trottier wins the Calder Trophy.
FEB. 14, 1972	Bill Torrey, 38, an Executive Vice President with the Oakland Seals, is named the team's first General Manager.	FEB. 3, 1977	Richie Hansen of Northport becomes the first Long Islander to score a goal for the Isles in the team's 6-3 win over the Rangers.
JUN. 7, 1972	The Islanders select 21 players in the Expansion Draft, including Ed Westfall, Gerry Hart and Bill Smith.	APR. 17, 1977	For the third consecutive season, the Islanders advance to the Stanley Cup semifinals when they sweep the Buffalo Sabres in four straight games. They had defeated the Chicago Blackhawks in the preliminary round. They fall to the Canadiens once again in the semis, four games to two. It is the third straight year that the Islanders fall to the eventual champions.
JUN. 8, 1972	Billy Harris is selected first overall by the Islanders in the 1972 NHL Amateur Draft. Lorne Henning is selected in the second round, Bobby Nystrom in the third.	JUN. 14, 1977	The Islanders select Mike Bossy in the first round of the 1977 NHL Amateur draft. Houston Aeros forward John Tonelli is selected in the second round out of the World Hockey Association.
JUN. 20, 1972	Phil Goyette, a former Canadian, Blue, Sabre and Ranger, retires as a player to become the Islanders' first Head Coach.	APR. 1, 1978	Mike Bossy becomes the first Islander and first rookie in NHL history to score 50 goals in a season, in a 3-2 win against the Washington Capitals.
OCT. 7, 1972	The Islanders lose their home opener and first game in franchise history, 3-2, to the Atlanta Flames. Ed Westfall scores the Islanders' first goal at 17:29 of the second period.	APR. 8, 1978	The Islanders clinch their first Patrick Division and Campbell Conference championships with a 7-2 win over the Rangers at the Coliseum.
OCT. 12, 1972	The Islanders beat the Los Angeles Kings 3-2 at home for the franchise's first win. Billy Harris takes the first penalty shot in Islanders history and is unsuccessful.	JUN. 12, 1978	Mike Bossy becomes the third Islanders player in five years to win the Calder Trophy as the league's Rookie of the Year.
JAN. 18, 1973	In the highlight of the inaugural season, the Islanders defeat Bobby Orr, Phil Esposito and the Bruins, 9-7, at Boston Garden.	DEC. 23, 1978	Bryan Trottier scores five goals and three assists against the Rangers in a 9-4 Islanders victory.
JUN. 10, 1973	Al Arbour is named Islanders Head Coach.	FEB. 19, 1979	Mike Bossy scores his 100th career goal in his 129th game. It is the fastest 100 goals ever scored by a player in the NHL.
JUN. 17, 1973	The Islanders select Denis Potvin first overall in the 1973 NHL Amateur Draft.	APR. 8, 1979	Mike Bossy scores his 69th goal of the season against the Rangers. It is the second-highest total in NHL history. The 5-2 win gives the Islanders the best overall record in the NHL at 51-15-14.
OCT. 27, 1973	Denis Potvin scores his first NHL goal as the Islanders defeat the NY Rangers for the first time, 3-2.	MAY 8, 1979	The Rangers eliminate the Islanders in a classic semifinal, four games to two, with a 2-1 win at Madison Square Garden.
JUN. 11, 1974	Denis Potvin is awarded the Calder Memorial Trophy as the NHL's top rookie.	JUN. 11, 1979	Bryan Trottier wins the Hart Trophy as League MVP.
MAY 28, 1974	The Islanders select Clark Gillies in the first round and Bryan Trottier in the second round of the NHL Entry Draft.	OCT. 11, 1979	Clark Gillies relinquishes the captaincy. Denis Potvin is named the new team captain.
APR. 4, 1975	The Rangers help the Islanders clinch their first-ever playoff berth by defeating Atlanta, 3-2, to eliminate the Flames from the final playoff spot in the Campbell Conference.	NOV. 13, 1979	In their first meeting since the prior year's playoffs, the Islanders defeat the Rangers 10-5 in the famed "Double Chili" game.
APR. 11, 1975	The Islanders win their first playoff series, ousting the Rangers two games to one, when J.P. Parise scores 11 seconds into overtime at Madison Square Garden to give the Isles a 4-3 win.	NOV. 28, 1979	Bill Smith is given credit for a goal in a 7-4 loss to the Colorado Rockies. He is the first NHL goaltender to be credited with a goal.
APR. 26, 1975	The Islanders come back from a 0-3 deficit to defeat the Pittsburgh Penguins 4-3 in the second round of the playoffs. Ed Westfall scores with just over five minutes left in regulation and Glen Resch makes 30 saves in the Isles' 1-0 victory, which made them the second team in NHL history (Toronto, 1942) to complete such a comeback.	MAR. 1, 1980	Ken Morrow joins the New York Islanders after helping Team USA to the Gold Medal in the 1980 Winter Olympics at Lake Placid.
MAY 12, 1975	In the semifinals, the Islanders fall behind three games to none to the Philadelphia Flyers, but rally once again to force another Game Seven with a 2-1 win at home. Gerry Hart's third period goal snapped a 1-1 tie to clinch the victory.	MAR. 10, 1980	The Islanders acquire Butch Goring from Los Angeles for Bill Harris and Dave Lewis.
MAY 14, 1975	Ed Westfall presents Philadelphia icon Kate Smith with a bouquet of roses before her performance of "God Bless America," but the Flyers go on to win Game Seven, 4-1, to eliminate the Islanders in the Stanley Cup Semifinals. Al Arbour salutes his team's maturity by saying, "If I called a practice next week, every one of them would show up."	APRIL 11, 1980	Ken Morrow scores 6:55 into overtime to give the Islanders a 2-1 lead in their first round series with Los Angeles.
		APR. 17, 1980	In a 5-4 Islanders overtime win at Boston in Game Two of the second round of the playoffs, Clark Gillies and Terry O'Reilly fight twice in the first period. Later, Duane Sutter and Mike Milbury square off, starting a bench-clearing brawl.



THIS DATE IN NEW YORK ISLANDERS HISTORY (continued)

MAY 10, 1980	The Islanders advance to their first-ever Stanley Cup Final, defeating Buffalo in the semifinals four games to two.	JAN. 2, 1986	Mike Bossy scores his 500th career goal in his 647th NHL game, a 7-5 win over Boston.
MAY 13, 1980	Denis Potvin becomes the first player to score an OT power-play goal in the Finals as the Islanders defeat Philadelphia in Game One.	JAN. 24, 1986	Mike Bossy scores his 1,000th NHL point as the Islanders beat the Washington Capitals, 7-5.
MAY 24, 1980	Bobby Nystrom scores at 7:11 of overtime against the Flyers as the Islanders win their first Stanley Cup. Bryan Trottier wins the Conn Smythe Trophy as playoff MVP.	JAN. 28, 1986	Denis Potvin scores his 271st NHL goal, surpassing Bobby Orr as the top goal-scoring defenseman in league history.
JAN. 24, 1981	Mike Bossy becomes the second player in NHL history to record 50 goals in 50 games by scoring two goals in the Islanders' 7-4 win over Quebec.	APR. 18, 1987	Pat LaFontaine scores at 8:47 of quadruple overtime, as the Islanders beat the Washington Capitals 4-3 in Game Seven of the Patrick Division semifinals. The game ends in the early hours of Sunday the 19th and is remembered as the "Easter Epic."
MAY 21, 1981	The Islanders win their second Stanley Cup, defeating the Minnesota North Stars four games to one. Butch Goring wins the Conn Smythe Trophy.	JAN. 14, 1988	Denis Potvin becomes the first defenseman in NHL history to score 300 goals.
FEB. 20, 1982	The Islanders establish a new NHL record with their 15th win in a row. John Tonelli scores with 47 seconds left in the third period to give the Islanders a 3-2 victory over the Colorado Rockies.	MAR. 31, 1988	The Islanders clinch the Patrick Division title with a 39-31-10 record after a 7-3 win over the Washington Capitals at Nassau Coliseum in the final regular season home game.
APR. 13, 1982	John Tonelli's goal at 6:19 of overtime gives the Islanders a 4-3 victory in the fifth and deciding game of the Patrick Division semifinals against the Penguins. The Islanders trailed 3-1 in the third period before Mike McEwen scored at 14:33 and Tonelli followed . . . with the tying goal at 17:39.	DEC. 7, 1988	Terry Simpson is dismissed as Islanders coach. Al Arbour returns to the bench.
MAY 13, 1982	Mike Bossy's acrobatic goal highlights a 3-0 victory in Game Three of the Stanley Cup Final against the Vancouver Canucks. After being knocked out of the crease by a defender, Bossy flips his body around and unleashes a backhand while in mid-air.	FEB. 13, 1990	Bryan Trottier records his 500th NHL goal in a 4-2 loss to Calgary.
MAY 16, 1982	The Islanders win their third Stanley Cup by sweeping Vancouver in four games. Bossy is selected as the Conn Smythe winner.	FEB. 1, 1992	Denis Potvin's number 5 is retired.
JUN. 8, 1982	Bill Smith is awarded the Vezina Trophy as the league's best goaltender.	MAR. 3, 1992	Mike Bossy's number 22 is retired.
FEB. 8, 1983	The 35th NHL All-Star Game is played at Nassau Coliseum. Wayne Gretzky scores four goals as the Campbell Conference wins, 9-3.	FEB. 20, 1993	Billy Smith's number 31 is retired.
MAY 17, 1983	The Islanders win their fourth consecutive Stanley Cup by sweeping the Edmonton Oilers in four games. Bill Smith is named the Conn Smythe Trophy winner as playoff MVP.	APR. 2, 1993	Pierre Turgeon records his 50th goal of the season (in overtime) at Madison Square Garden.
MAR. 22, 1984	Brian Trottier scores 0:05 into the game against the Bruins at Boston Garden, tying the still-standing NHL mark for fastest goal from the start of a game.	APR. 24, 1993	The Islanders win their third consecutive overtime game against the Washington Capitals, 4-3, in Game Four of the Patrick Division semifinals on a goal by Ray Ferraro in double overtime. The win puts the Isles up three games to one in the best-of-seven series. It is Ferraro's second consecutive game-winner. Brian Mullen recorded the first overtime goal in Game Two, also in double overtime, in Washington.
APR. 10, 1984	Ken Morrow's goal at 8:56 of overtime gives the Islanders a 3-2 win in the fifth and deciding game of the Patrick Division semifinals against the Rangers. The Rangers had tied the game on a goal by Don Maloney with 39 seconds remaining in regulation.	APR. 28, 1993	The Islanders eliminate the Washington Capitals, four games to two in the Patrick Division Semifinals. After scoring an insurance goal in the third period, Pierre Turgeon is attacked from behind by Caps captain Dale Hunter, who later receives a 21-game suspension from NHL commissioner Gary Bettman.
MAY 5, 1984	The Islanders complete their 19th consecutive playoff series triumph with a 4-1 victory over the Montreal Canadiens, winning the Wales Conference Final four games to two.	MAY 8, 1993	Tom Fitzgerald becomes the seventh player in NHL history to record two shorthanded goals in one playoff game, in Game Four of the Patrick Division Final. He is the first to record both goals on the same minor penalty.
MAY 19, 1984	The dynasty ends as Edmonton defeats the Islanders in the Stanley Cup Final, four games to one.	MAY 14, 1993	David Volek scores at 5:16 of overtime, as the Islanders stun the two-time defending Stanley Cup Champion Pittsburgh Penguins, four games to three in the Patrick Division Final.
JAN. 29, 1985	Bryan Trottier becomes the 20th NHL player to score 1,000 points.	JUN. 1, 1994	Al Arbour announces his retirement as Islander coach and accepts the position of Vice President of Hockey Operations. He leaves as the NHL's all-time leader in games coached (1,606) and is second on the all-time coaching victories (781), playoff games coached (209) and playoff victories (123) lists behind Scotty Bowman.
APR. 16, 1985	The Islanders become the first team in NHL history to overcome a 2-0 deficit in a best-of-five series, eliminating the Washington Capitals, 3-2.	JUN. 20, 1994	Lorne Henning is named the fifth head coach in team history.
DEC. 20, 1985	Denis Potvin passes Bobby Orr, becoming the NHL's all-time leading point scorer among defensemen, assisting on a Mike Bossy goal against the Rangers at Madison Square Garden.	APR. 1, 1995	Bob Nystrom's number 23 is retired.

THIS DATE IN NEW YORK ISLANDERS HISTORY (continued)

JUL. 5, 1995	Mike Milbury is named the sixth head coach in Islanders history. Later in the year, he is named the third General Manager in team history on Dec. 12.	JAN. 11, 2003	Jason Blake records his first career hat trick, tallying three goals against the Atlanta Thrashers and marking the third Islanders hat trick in five games. Blake joined Dave Scatchard, who had his first three-goal game January 7th, and Mark Parrish, who accomplished the feat January 3rd. The three hat tricks in five games were the third-fastest in Islanders history and the second fastest three hat tricks tallied at Nassau Coliseum.
OCT. 7, 1995	The Islanders announce at a press conference that the team will debut a new jersey and "fisherman" logo for the following season. The jersey is worn until the end of the 1996-97 season.	JUL. 22, 2004	The Islanders purchase their American Hockey League affiliate, the Bridgeport Sound Tigers.
DEC. 7, 1996	Clark Gillies' number 9 is retired.	OCT. 19, 2005	Rick DiPietro turns away all three Rangers shooters at Madison Square Garden and Miroslav Satan scores the Islanders' first-ever shootout goal for the franchise's first-ever shootout win.
JAN. 25, 1997	A banner commemorating Al Arbour's 739 regular season wins is raised to the rafters.	JUN. 6, 2006	Ted Nolan is named the 13th head coach in Islanders history and Bryan Trotter is formally introduced as the team's Executive Director of Player Development. Neil Smith is named the team's General Manager.
JUN. 19, 1997	Bryan Berard becomes the fourth Islanders player to win the Calder Trophy.	JUL. 18, 2006	Neil Smith is relieved of his position as General Manager. Garth Snow announces his retirement as a player and is hired as the General Manager of the Islanders.
APR. 8, 1998	In a 3-2 win over the New Jersey Devils, Zigmund Palffy scores his 40th and 41st goals to become only the fourth player in franchise history to score 40+ goals in three straight seasons (Mike Bossy, Bryan Trottier and Pat LaFontaine). That same night, the Islanders' franchise record shutout streak of 199:24 is snapped at 9:37 of the first period.	SEP. 13, 2006	Rick DiPietro is signed to a 15-year contract, the longest in franchise history.
JUN. 24, 2000	The Islanders select Rick DiPietro from Boston University, making him the second first goaltender to be selected first overall in NHL the Draft since the Universal Draft era began in 1970.	MAR. 5, 2007	Rick DiPietro sets a career-high and new franchise record by making 56 saves in a 2-1 shootout loss to the New York Rangers at Madison Square Garden.
MAY 23, 2001	Peter Laviolette is named the tenth coach in team history	MAR. 10, 2007	Rick DiPietro becomes the first goaltender in franchise history to win 30 or more games in multiple seasons with a 5-2 victory over the Washington Capitals.
JUN. 23, 2001	The Islanders acquire Alexei Yashin from the Ottawa Senators in exchange for Zdeno Chara, Bill Muckalt and their first round (second overall) pick in the 2001 NHL Entry Draft.	APR. 8, 2007	The Islanders win their season finale vs. New Jersey in a shootout 3-2, clinching a playoff spot. Wade Dubielewicz makes the final save with a poke-check on Devils' forward Sergei Brylin to clinch the victory.
JUN. 24, 2001	The Islanders acquire Michael Peca from the Buffalo Sabres in exchange for Tim Connolly and Taylor Pyatt.	JUL. 9, 2007	Bill Guerin is named the 11th captain in franchise history.
SEP. 28, 2001	The Islanders acquire Chris Osgood from the Detroit Red Wings with the first overall pick in the Waiver Draft.	NOV. 3, 2007	Al Arbour returns to coach the Islanders one final time. In his 1,500th game coached on the Islanders bench, Arbour and the Islanders complete a come-from-behind victory to defeat the Pittsburgh Penguins. Arbour also records his 740th victory as the Islanders coach. A banner commemorating his 1,500 games coached is raised to the rafters.
OCT. 11, 2001	Peter Laviolette becomes the first coach in league history to start his NHL head coaching career with four straight road wins. The Islanders become the second team in history to start the season with a four-game road winning streak. The team posts a record of 9-0-1-1 in October, for the best start in team history.	JAN. 27, 2008	Rick DiPietro is selected to play in his first NHL All-Star Game and starts in net for the Eastern Conference, surrendering only one goal.
OCT. 20, 2001	Bryan Trottier's number 19 is retired.	AUG. 12, 2008	General Manager Garth Snow names Scott Gordon the 14th Head Coach in franchise history.
NOV. 1, 2001	Islanders goalie Chris Osgood is named the NHL's Player of the Month for October. Osgood posted a 1.85 GAA in eight wins during the month.	NOV. 1, 2008	The Islanders debut the second "third jersey" in team history in a 5-4 loss to Montreal. The primarily royal blue jersey is seen as a throwback to the uniforms worn by the team from its inception until the mid 1990s. This jersey becomes the primary home uniform beginning in the 2010-11 season.
APR. 6, 2002	With a 5-4 win over the Washington Capitals at Nassau Coliseum, the Islanders clinch their first playoff berth in eight seasons.	DEC. 26, 2008	Islanders Owner Charles Wang takes a Nassau County youth hockey team to Harbin, China to compete in the inaugural Project Hope Tournament.
APR. 14, 2002	In net for a season-closing victory over Philadelphia, Chris Osgood makes his 66th appearance of the season, setting a new franchise record. Osgood's 66 games surpasses Billy Smith's franchise record of 65 in a season, set in 1981-82.	JUN. 26, 2009	John Tavares is taken with the first overall pick in the 2009 NHL Draft.
APR. 24, 2002	Shawn Bates scores on a penalty shot against Curtis Joseph in a Game Four win over the Toronto Maple Leafs. Bates is the second American-born player to score on a penalty shot in the playoffs, the 13th NHL player overall, and the first Islander to do so.	OCT. 3, 2009	John Tavares scores his first NHL point (assist) and goal in his NHL debut vs. Pittsburgh.
JUN. 20, 2002	Michael Peca becomes the first Islander to win the Frank J. Selke Trophy, given to the League's top defensive forward.		
NOV. 27, 2002	The Islanders debut the team's first "third jersey" in a 2-2 tie against Ottawa. The primarily orange uniform is worn until the end of the 2006-07 season.		



THIS DATE IN NEW YORK ISLANDERS HISTORY (continued)

NOV. 14, 2009	Tim Jackman sets the NHL record for fastest goal by a player on his birthday (0:16) at Florida.	FEB. 14, 2013	The Islanders rally from a 2-0 deficit in a season-turning 4-3 shootout win over the Rangers. It's their first win at Madison Square Garden since 2009.
NOV. 23, 2009	Dwayne Roloson sets the Islanders record for saves by a goaltender in an overtime game, stopping 58 in a 4-3 victory at Toronto.	FEB. 18, 2013	John Tavares is named the NHL's First Star of the Week after tallying five goals and two assists.
DEC. 8, 2009	Brendan Witt is hit by a car prior to a game in Philadelphia and goes on to play that evening.	FEB. 21, 2013	Thomas Hickey becomes the second player in Islanders history (Radek Martinek - Oct. 18, 2001) to score his first NHL goal in overtime, as the Islanders win in Montreal.
DEC 4-9, 2009	John Tavares scores five consecutive Islanders goals, tying Bryan Trottier and Mariusz Czerkawski's record for most consecutive goals by one player.	APR. 23, 2013	The Islanders clinch their first Stanley Cup Playoff berth since 2007 with a 4-3 shootout loss at Carolina. They went 8-0-3 (Apr 1-23) to clinch the berth for their longest point streak in 31 years.
MAR. 16, 2010	John Tavares scores five points (2g/3a) at Vancouver, tying an Islanders rookie record.	SPT. 9, 2013	John Tavares is named the 14th captain in Islanders History.
NOV. 15, 2010	Jack Capuano replaces Scott Gordon as Head Coach, becoming the 15th Head Coach in franchise history.	SPT. 21, 2013	The Islanders hosted the first NHL game in Brooklyn at Barclays Center, falling 3-0 to the New Jersey Devils in a preseason game.
FEB. 11, 2011	The Islanders set a franchise single-game record for penalties (34), penalty minutes (183) and combined penalty minutes (346) in a 9-3 win over the Pittsburgh Penguins that featured 15 fighting majors and nine misconducts. A club record 108 penalty minutes are assessed in the second period.	DEC. 29, 2013	Trailing 3-0 in Minnesota, the Islanders rally for a 5-4 win, marking their first win after trailing by three goals in 26 years.
MAR. 30, 2011	Frans Nielsen scores his seventh shorthanded goal of the season, tying Bob Bourne's franchise record.	JAN. 6, 2014	John Tavares has his first home five-point game (3g/2a) and Ryan Strome scores his first NHL goal in a 7-3 win over Dallas.
APR. 6, 2011	Michael Grabner passes Bryan Trottier on the Islanders all-time rookie goal scoring list with his 33rd goal. Grabner would finish the season with 34 goals, becoming the fifth rookie in franchise history to lead the team in goals.	JAN. 29, 2014	Yankee Stadium hosted the first outdoor game in Islanders History. The Islanders fell 2-1 to the visiting New York Rangers in the Coors Light Stadium Series event.
SEP. 21, 2011	Defenseman Mark Streit is named the 13th captain in team history. Streit is the first Swiss native to captain an NHL team.	FEB. 27, 2014	Michael Grabner sets a club record with two short-handed goals in 48 seconds in a 5-4 overtime win vs. Toronto.
NOV. 23, 2011	The Islanders debut the team's third "third jersey" in a 4-3 overtime loss against Philadelphia. The primarily black uniform is the first in team history to include the color.	MAR. 10, 2014	Trailing 3-0 in Vancouver, the Islanders tie a club record for goals in a period with seven in the third to win 7-4. It tied an NHL record for goals in a road period.
DEC. 3, 2011	Matt Moulson scores four goals in a 5-4 win at Dallas.	MAR. 25, 2014	The Islanders establish their fastest four-goal lead in franchise history, going up 4-0 in Carolina at 10:54 of the first period.
JAN. 14, 2012	Evgeni Nabokov becomes the 26th goaltender in NHL history to record 300 wins with a 4-2 victory over Buffalo.	MAR. 25, 2014	The Islanders play the longest shootout in franchise history, losing a 3-2 to Tampa Bay after an 11-round shootout.
JAN. 21, 2012	John Tavares extends his point streak to 12 games in a 2-1 win over the Carolina Hurricanes. It is the longest such streak by an Islander since Mark Parrish's 12-game streak in the 2001-02 season.	SEP. 30, 2014	NHL Board of Governors approves sale of Islanders Franchise to Jon Ledecky and Scott Malkin.
JAN. 29, 2012	John Tavares appears in his first NHL All-Star Game, recording a goal and an assist in a 12-9 loss for Team Alfredsson.	OCT. 11, 2015	The Islanders play the final season-opener at Nassau Coliseum, defeating Carolina 4-3.
FEB. 1, 2012	John Tavares is named the NHL's player of the month for January. Tavares led the league in scoring during the month with nine goals and 13 assists for 22 points.	JAN. 16, 2015	Jaroslav Halak earns his 11th consecutive win, surpassing Billy Smith's franchise record from 1982.
FEB. 7, 2012	Evgeni Nabokov makes 45 saves as the Islanders defeat Philadelphia in a 1-0 shootout. It is the first time the Islanders have ever won a shootout by that score.	JAN. 16, 2015	Kyle Okposo scores four goals, including a natural hat trick, in a 6-3 win over Pittsburgh.
FEB. 9, 2012	Mark Streit scores the 10,000th goal in franchise history.	JAN. 26, 2015	John Tavares ties an NHL All-Star Game record with four goals for Team Toews in Columbus.
OCT. 24, 2012	Islanders Owner Charles Wang, Barclays Center Majority Owner and Developer Bruce Ratner, and Onexim Sports and Entertainment announced that the Islanders will move to Barclays Center in Brooklyn, with a 25-year agreement slated to begin in 2015-16.	FEB. 27, 2015	Jaroslav Halak records his 33rd victory of the season, surpassing the franchise goalies record for wins in a season (32), shared by Billy Smith, Chris Osgood and Rick DiPietro. Halak would finish the season with 38 wins.
		APR. 11, 2015	The Islanders host the final regular-season game at Nassau Coliseum, a 4-5 shootout loss to Columbus
		APR. 19, 2015	John Tavares scores 15 seconds into overtime in Game 3 of the

THIS DATE IN NEW YORK ISLANDERS HISTORY (continued)

APR. 25, 2015	The Islanders beat the Washington Capitals 3-1 in Game 6 of their First Round series in the final game at Nassau Coliseum.	JUN. 5, 2018	Garth Snow and Doug Weight are relieved of their duties as General Manager and Head Coach, respectively.
JUN. 27, 2015	Andong Song becomes the first Chinese player ever selected in the NHL Draft when the Islanders take him in the fifth round (172nd overall).	JUN. 20, 2018	Mathew Barzal wins the Calder Trophy, becoming the fifth Islander to win the award.
OCT. 9, 2015	The Islanders open their first season in Brooklyn with the first regular-season game at Barclays Center against the Chicago Blackhawks. Artem Anisimov scores the first goal at Barclays Center, John Tavares scores the first Islanders goal at Barclays Center and the Blackhawks defeat the Islanders 3-2 on Patrick Kane's overtime goal.	JUN. 21, 2018	Barry Trotz is named the 17th Head Coach in franchise history.
OCT. 12, 2015	The Islanders earn their first win in Brooklyn, defeating Winnipeg 4-2.	OCT. 4, 2018	Anders Lee is named the 15th Captain in franchise history.
JAN. 23, 2016	A home game vs. Philadelphia is postponed due to Winter Storm Jonas. It's the Islanders' first postponement in 23 years.	OCT. 8, 2018	Robin Lehner becomes the first goalie in Islanders history to post a shutout in his Islanders debut with a 4-0 win over San Jose.
APR. 7, 2016	The Islanders complete the franchise's first four-game, season-series sweep of the New York Rangers with a 4-1 win at Madison Square Garden.	DEC. 1, 2018	The Islanders return to Nassau Coliseum for their first meaningful game in 1,316 days and defeat Columbus 3-2.
APR. 22, 2016	Alan Quine's double-OT goal gives the Islanders a 3-2 lead in their First Round series against Florida. Quine's goal ended the longest Isles game since 1987 and was their first game 5 win since 1987.	DEC. 31, 2018	Barry Trotz earns his 783rd career victory, passing Islanders legend Al Arbour on the NHL's all-time coaching wins list.
APR. 24, 2016	John Tavares' overtime goal in Game 6 vs. Florida lifts the Islanders to their first playoff series victory in 23 years. Tavares became the first Islander to score the game-tying goal in final minute of regulation and then the OT winner.	MAR. 30, 2018	Anthony Beauvillier scores twice as the Islanders clinch a playoff spot in March for the first time since 1990.
JUL. 1, 2016	Jon Ledecky and Scott Malkin assume majority ownership of the Islanders.	APR. 6, 2019	The Islanders earn their franchise-record 11th shutout of the season with a 3-0 victory over the Washington Capitals. The franchise claims it's second William M. Jennings Trophy, having allowed the fewest goals in the league (196) just one season after allowing the most (296). It's the second time in NHL history that a team went from allowing the most goals to the fewest in consecutive seasons (Ottawa Senators: 1917-18 and 1918-19).
AUG. 29, 2016	At a memorial service honoring legendary coach Al Arbour, the Islanders announce a practice rink will be named "Al Arbour Rink."	APR. 10, 2019	Josh Bailey scores in overtime in the Islanders first Coliseum playoff game since 2015, a 4-3 win over Pittsburgh.
JAN. 17, 2017	Doug Weight is named Interim Head Coach after Jack Capuano was relieved of his coaching duties. From Weight's first game on January 19 to the end of the season, the Islanders posted the second best record in the National Hockey League (24-12-4).	APR. 16, 2019	The Islanders defeat Pittsburgh 3-1, completing their first playoff series sweep since 1983 vs. Edmonton.
APR. 11, 2017	Doug Weight is named Head Coach.	JUNE 19, 2019	Barry Trotz wins the Jack Adams award, Robin Lehner wins the Masterton Award and Lehner and Greiss win the Jack Adams Award at the NHL Awards in Las Vegas.
NOV. 5, 2017	Mathew Barzal sets a franchise rookie record with five assists in a game vs. Colorado.	OCT. 6, 2019	Barry Trotz coaches his 1,608th NHL game, the third most all-time.
DEC. 20, 2017	Governor Andrew Cuomo Announces the selection of New York Arena Partners, a joint venture among Sterling Equities, the Scott Malkin Group, Madison Square Garden and the Oak View Group, to lead a redevelopment of Belmont Park into an internationally recognized mixed-use destination for sports, entertainment, retail and hospitality, including an 18,000 seat arena for the New York Islanders.	NOV. 5, 2019	Cole Bardreau scores his first career goal on a penalty shot, leading the Islanders to a 10th straight win for the first time since 1982.
JAN. 20, 2018	Ryan Pulock posts a five-point game (1g/4a) at Chicago, becoming the first Islanders rookie defenseman in franchise history to do so.	NOV. 19, 2019	The Islanders become the first team in NHL history to win consecutive games after trailing by two goals in the final seven minutes.
APR. 7, 2018	Anders Lee scores his 40th goal of the season, becoming the first Islanders with 40 goals since Jason Blake in 2006-07.	NOV. 28, 2019	The Islanders earn the final point of their franchise record 17-game point streak (15-0-2).
APR. 7, 2018	Mathew Barzal ties Bryan Trottier's franchise rookie record for assists in a season with his 63rd.	DEC. 17, 2019	Lou Lamoriello serves as General Manager for his 2,500th NHL game.
MAY 22, 2018	Lou Lamoriello is named President of Hockey Operations.	FEB. 21, 2020	John Tonelli's number 27 is retired.
		FEB. 29, 2020	Butch Goring's number 91 is retired.
		MAR. 12, 2020	The Islanders game in Calgary is cancelled, as the NHL pauses the 2019-20 regular season due to the COVID-19 pandemic.
		MAY 26, 2020	The NHL cancels the 2019-20 regular season due to COVID-19 and announces a plan for a 24-team playoffs.
		AUG. 24, 2020	Semyon Varlamov becomes the first Islanders goaltender to record shutouts in consecutive playoff games; he set the team streak record two days later.



THIS DATE IN NEW YORK ISLANDERS HISTORY (continued)

SEPT. 5, 2020	The Islanders shutout Philadelphia in Game 7 to advance to the Eastern Conference Final for the first time since 1993.	APR. 15, 2022	Ilya Sorokin ties a franchise record for shutouts in a single season as he records his seventh of the 2021-22 campaign with a 44-save game against the Montreal Canadiens. The record was set by Glenn "Chico" Resch in 1975-76 and matched by Semyon Varlamov in 2020-21.
SEPT. 11, 2020	Lou Lamoriello is awarded the Jim Gregory General Manager of the Year, awarded annually to the top National Hockey League general manager.	MAY 9, 2022	Barry Trotz is relieved of his coaching duties.
MAR. 11, 2021	General Manager Lou Lamoriello and Head Coach Barry Trotz each earn their 100th win with the Islanders. Lamoriello becomes the fourth GM in NHL history to earn 100+ regular-season wins with three different franchises. Trotz becomes the 17th NHL coach to win 100+ games with three different teams.	MAY 16, 2022	Lane Lambert is named the 18th Head Coach in club history.
MAR. 11, 2021	The Islanders welcome 1,000 essential workers to Nassau Coliseum in their first home game in front of fans since March 7, 2020.	OCT. 15, 2022	The Islanders defeat the Anaheim Ducks, 7-1, in Lane Lambert's first victory as Head Coach.
MAR. 19, 2021	Barry Trotz becomes the third head coach in NHL history to coach in 1,700 games.	MAR. 21, 2023	The Islanders defeat the Toronto Maple Leafs, 7-2, in Lou Lamoriello's 1,400th career victory as a General Manager.
APR. 8, 2021	Lou Lamoriello earns his 1,320th regular-season win as an NHL general manager, passing Glen Sather for second on the NHL's all-time list.	APRIL 12, 2023	The Islanders defeat the Montreal Canadiens 4-2 at UBS Arena to clinch a playoff spot for the fourth time in five seasons.
MAY 1, 2021	The Islanders defeat the New York Rangers on home ice to clinch a playoff berth for the third straight season. Semyon Varlamov posts a 28-save shutout to become the first goaltender in Islanders history to record three consecutive shutouts.	MAY 11, 2023	Ilya Sorokin becomes the fifth goaltender in franchise history to be named a finalist for the Vezina trophy.
MAY 3, 2021	Semyon Varlamov's franchise record 248:00 shutout streak ends in Buffalo, breaking Chico Resch's previous mark of 178:29 set in 1975.		
MAY 8, 2021	The Islanders defeat New Jersey 5-1 in the final regular season game played at Nassau Coliseum.		
MAY 26, 2021	The Islanders defeat Pittsburgh 5-3 to clinch a series on Coliseum ice for the first time since 1993.		
JUNE 9, 2021	The Islanders defeat the Boston Bruins 6-2 in Game 6 of the Second Round of the Stanley Cup Playoffs to advance to the Semifinal Round for the second straight season.		
JUNE 22, 2021	Lou Lamoriello is awarded the Jim Gregory General Manager of the Year award for the second consecutive season, becoming the first two-time recipient of the award.		
JUNE 24, 2021	Anthony Beauvillier scores the game-winning goal in overtime of Game 6 vs. Tampa Bay in the Semifinal Round of the Stanley Cup Playoffs, in what would be the final playoff game at Nassau Coliseum.		
OCT. 24, 2021	Ilya Sorokin becomes the first goaltender in club history to record shutouts in both games of a back-to-back series. He made 42 saves against the Vegas Golden Knights in a 2-0 Islander victory, after recording 26 saves the night before to help the Islanders shutout the Coyotes, 3-0.		
NOV. 20, 2021	The New York Islanders play their first ever game at UBS Arena at Belmont Park, against the Calgary Flames. Brock Nelson scores the first Islander goal on UBS Arena ice. The Islanders fall 5-2 to the Flames.		
DEC. 11, 2021	The New York Islanders defeat the New Jersey Devils, 4-2, their first ever win at UBS Arena. Andy Greene scores the game-winning goal.		





GAMES POSTPONED (due to weather)

SCHEDULED	PLAYED	LOCATION	SCORE	REASON
Dec. 26, 1975	Feb. 6, 1976	Detroit	L 4-3	Snow
Feb. 7, 1978	Mar. 26, 1978	NYI (vs. Minnesota)	W 6-3	Snow
Dec. 31, 1978	Jan. 22, 1979	Chicago	W 2-1	Snow
Jan. 21, 1979	Feb. 14, 1979	Buffalo	L 2-1	Rain/Fog
Mar. 13, 1993	Mar. 14, 1993	NYI (vs. Pittsburgh)	L 3-2	Snow
Jan. 23, 2016	Apr. 10, 2016	NYI (vs. Philadelphia)	L 2-5	Snow
Jan. 29, 2022	Feb. 2, 2022	NYI (vs. Seattle)	L 3-0	Snow

SITES OF HOME GAMES (Other than Nassau Coliseum, Barclays Center or UBS Arena)

SCHEDULED	ARENA	LOCATION	OPPONENT	SCORE
Dec. 13, 1992	Myriad Convention Center	Oklahoma City, OK	vs. Edmonton	4-1 W
Mar. 18, 1994	Target Center	Minneapolis, MN	vs. Buffalo	2-2 T
Jan. 29, 2014	Yankee Stadium	Bronx, NY	vs. NY Rangers	1-2 L

ALL-TIME HOME RECORD BY SITE

ARENA	LOCATION	GAMES	RECORD
Nassau Coliseum	Uniondale, NY	1738	877-629-169-63
Barclays Center	Brooklyn, NY	143	85-48-21
UBS Arena	Elmont, NY	82	45-29-8
Myriad Convention Center	Oklahoma City, OK	1	1-0-0
Target Center	Minneapolis, MN	1	0-0-1
Yankee Stadium	Bronx, NY	1	0-1-0

NEW YORK ISLANDERS MILESTONE GOALS

1	Ed Westfall	10/7/72	6,000	Derek King	12/10/92
1,000	Bert Marshall	12/2/76	7,000	Bryan Smolinski	1/28/97
2,000	Bob Bourne	12/18/79	8,000	Mark Parrish	1/3/02
3,000	Bryan Trottier	11/20/82	9,000	Miroslav Satan	3/3/07
4,000	Bryan Trottier	11/29/85	10,000	Mark Streit	2/9/12
5,000	Brad Lauer	2/4/89	11,000	Alan Quine	1/7/17
			12,000	Anders Lee	12/7/21

*Excludes Shootout Goals

100-POINT SEASONS

PLAYER	YEAR	GP	G	A	PTS	PIM
Mike Bossy	1981-82	80	64	83	147	22
Bryan Trottier	1978-79	76	47	87	134	50
Pierre Turgeon	1992-93	83	58	74	132	26
Bryan Trottier	1981-82	80	50	79	129	88
Mike Bossy	1978-79	80	69	57	126	25
Mike Bossy	1985-86	80	61	62	123	14
Bryan Trottier	1977-78	77	46	77	123	46
Mike Bossy	1980-81	79	68	51	119	32
Mike Bossy	1982-83	79	60	58	118	20
Mike Bossy	1983-84	67	51	67	118	8
Mike Bossy	1984-85	76	58	59	117	38
Bryan Trottier	1983-84	68	40	71	111	59
Pat LaFontaine	1989-90	74	54	51	105	38
Bryan Trottier	1979-80	78	42	62	104	68
Bryan Trottier	1980-81	73	31	72	103	74
Brent Sutter	1984-85	72	42	60	102	51
Denis Potvin	1978-79	73	31	70	101	58
John Tonelli	1984-85	80	42	58	100	95

50-GOAL SEASONS

PLAYER	YEAR	G	PLAYER	YEAR	G
Mike Bossy	1978-79	69	Mike Bossy	1984-85	58
Mike Bossy	1980-81	68	Pat LaFontaine	1989-90	54
Mike Bossy	1981-82	64	Mike Bossy	1977-78	53
Mike Bossy	1985-86	61	Mike Bossy	1983-84	51
Mike Bossy	1982-83	60	Mike Bossy	1979-80	51
Pierre Turgeon	1992-93	58	Bryan Trottier	1981-82	50



AWARDS AND HONORS

<p>STANLEY CUP Winner of the NHL Championship 1980, 1981, 1982, 1983</p>	<p>CALDER MEMORIAL TROPHY "To the player selected as the most proficient in his first year of competition in the NHL" Denis Potvin - 1974 Bryan Trottier - 1976 Mike Bossy - 1978 Bryan Berard - 1997 Mathew Barzal - 2018</p>	<p>LADY BYNG MEMORIAL TROPHY "To the player adjudged to have exhibited the best type of sportsmanship and gentlemanly conduct combined with a high standard of playing ability" Mike Bossy - 1983, 1984, 1986 Pierre Turgeon - 1993</p>	<p>BOB NYSTROM AWARD "To the Islander who best exemplifies leadership, hustle and dedication" 1991 - Brent Sutter 1992 - Ray Ferraro 1993 - Benoit Hogue 1994 - Steve Thomas 1996 - Dan Plante 1997 - Claude Lapointe 1998 - Rich Pilon 1999 - Claude Lapointe 2000 - Claude Lapointe 2001 - Dave Scatchard 2002 - Steve Webb 2003 - Jason Blake, Garth Snow 2004 - Adrian Aucoin 2006 - Kevin Colley 2007 - Trent Hunter 2008 - Richard Park 2009 - Tim Jackman 2010 - Kyle Okposo 2011 - Frans Nielsen 2012 - Matt Martin 2013 - Matt Martin 2014 - Matt Martin 2015 - Matt Martin 2016 - Matt Martin 2017 - Anders Lee 2018 - Casey Cizikas 2019 - Casey Cizikas 2020 - Matt Martin 2021 - Jean-Gabriel Pageau 2022- Zach Parise 2023- Zach Parise</p>
<p>CLARENCE S. CAMPBELL BOWL Winner of the Campbell Conference Championship 1978, 1979, 1981</p>	<p>ART ROSS TROPHY "To the player who leads the league in scoring points at the end of the regular season" Bryan Trottier - 1979</p>	<p>WILLIAM M. JENNINGS TROPHY "To the goalkeeper(s) having played a minimum of 25 games for the team with the fewest goals scored against it" Bill Smith, Roland Melanson - 1983 Robin Lehner, Thomas Greiss - 2019</p>	
<p>PRINCE OF WALES TROPHY Winner of the Wales Conference Championship 1982, 1983, 1984</p>	<p>VEZINA TROPHY "To the goalkeeper adjudged to be the best at his position" as voted by the general managers of each of the 30 clubs Bill Smith - 1982</p>	<p>JACK ADAMS TROPHY "To the NHL coach adjudged to have contributed the most to his team's success" Al Arbour - 1979 Barry Trotz - 2019</p>	
<p>JIM GREGORY GM OF THE YEAR AWARD "To the top National Hockey League General Manager" Lou Lamoriello - 2020 Lou Lamoriello - 2021</p>	<p>CONN SMYTHE TROPHY An annual award "to the most valuable player in the playoffs" Bryan Trottier - 1980 Butch Goring - 1981 Mike Bossy - 1982 Bill Smith - 1983</p>	<p>KING KLANCY MEMORIAL TROPHY "To the player who best exemplifies leadership qualities on an off the ice and has made a noteworthy humanitarian contribution in his community" Bryan Trottier - 1989 Doug Weight - 2011</p>	
<p>HART MEMORIAL TROPHY "To the player adjudged to be the most valuable to his team" Bryan Trottier - 1979</p>	<p>BILL MASTERTON TROPHY "To the player who best exemplifies the qualities of perseverance, sportsmanship and dedication to hockey" Ed Westfall - 1977 Mark Fitzpatrick - 1992 Robin Lehner - 2019</p>	<p>NHL ALL-ROOKIE TEAM (Instituted after 1982-83 Season) 1989 - David Volek 1993 - Vladimir Malakhov 1997 - Bryan Berard 2004 - Trent Hunter 2009 - John Tavares 2011 - Michael Grabner 2018 - Mathew Barzal</p>	
<p>JAMES NORRIS MEMORIAL TROPHY "To the defenseman who demonstrates the greatest all-around ability in the position" Denis Potvin - 1976, 1978, 1979</p>			
<p>FRANK J. SELKE TROPHY "To the forward who best excels in the defensive aspects of the game" Michael Peca - 2002</p>			

NEW YORK ISLANDERS IN THE NHL ALL-STAR GAME

1973 Ed Westfall	1981 Mike Bossy, Bob Bourne, Denis Potvin	1990 Pat LaFontaine	2007 Jason Blake
1974 Denis Potvin, Ed Westfall	1982 Mike Bossy, John Tonelli, Bryan Trottier	1991 Pat LaFontaine	2008 Rick DiPietro
1975 Denis Potvin, Ed Westfall	1983 Mike Bossy, Dave Langevin, Denis Potvin, Bryan Trottier	1992 Ray Ferraro	2009 Mark Streit
1976 Bill Harris, Denis Potvin, Glenn Resch, Bryan Trottier	1984 Denis Potvin	1993 Pierre Turgeon	2012 John Tavares
1977 Bob Nystrom, Denis Potvin, Glenn Resch	1985 Mike Bossy, Brent Sutter, John Tonelli, Bryan Trottier	1994 Pierre Turgeon	2015 Jaroslav Halak, John Tavares
1978 Mike Bossy, Clark Gillies, Denis Potvin, Bill Smith, Bryan Trottier	1986 Mike Bossy, Bryan Trottier	1996 Mathieu Schneider	2016 John Tavares
1980 Mike Bossy, Bryan Trottier	1988 Denis Potvin Pat LaFontaine	1997 Scott Lachance	2017 John Tavares
	1989 Pat LaFontaine	1998 Zigmund Palffy	2018 Josh Bailey, John Tavares
		1999 Kenny Jonsson	2019 Mathew Barzal
		2000 Mariusz Czerkawski	2020 Mathew Barzal
		2002 Alexei Yashin, Mark Parrish	2022 Adam Pelech
		2003 Roman Hamrlik	2023 Brock Nelson, Ilya Sorokin
		2004 Adrian Aucoin	

*There were no All Star Games in 2021 due to COVID-19, in 2006, 2010 or 2014 due to the Olympics, in 2005 due to lockout, in 1995 and 2013 due to lockout-shortened seasons, and in 1979 due to Challenge Cup.

NEW YORK ISLANDERS ALL-STAR GAME MVP

1978 Billy Smith
1982 Mike Bossy

NEW YORK ISLANDERS IN THE HOCKEY HALL OF FAME

MIKE BOSSY 1991	BILL SMITH 1993	AL ARBOUR 1996	CLARK GILLIES 2002
DENIS POTVIN 1991	BILL TORREY 1995	BRYAN TROTTIER 1997	PAT LAFONTAINE 2003

NEW YORK ISLANDERS HALL OF FAME

DENIS POTVIN 1992	CLARK GILLIES 1996	AL ARBOUR 2007	KENNY JONSSON 2012
MIKE BOSSY 1992	BRYAN TROTTIER 2001	ED WESTFALL 2011	JOHN TONELLI 2020
BILL SMITH 1993	BILL TORREY 2001	KEN MORROW 2011	BUTCH GORING 2020
BOB NYSTROM 1995	BOB BOURNE 2006	PAT FLATLEY 2012	



THE LEADERS

OWNERS

	START	END
ROY BOE	February 15, 1972	July 31, 1978
JOHN PICKETT	July 31, 1978	February 1992
ROBERT ROSENTHAL, STEVEN WALSH, JERRY GROSSMAN, RALPH PALLESCHI	February 1992	June 6, 2006
JOHN SPANO	June 9, 1996	July 18, 1997
NEW YORK SPORTS VENTURES, (ED MILSTEIN & STEVE GLUCKSTERN)	February 25, 1998	April 26, 2000
CHARLES WANG & SANJAY KUMAR	April 26, 2000	2004
CHARLES WANG	2004	September 29, 2014
CHARLES WANG (Majority), JON LEDECKY & SCOTT MALKIN (Minority)	September 30, 2014	June 30, 2016
JON LEDECKY & SCOTT MALKIN (Majority), CHARLES B. WANG (Minority)	July 1, 2016	October 21, 2018
JON LEDECKY & SCOTT MALKIN (Majority), ESTATE of CHARLES B. WANG, DEWEY SHAY (Minority)	October 21, 2018	June 8, 2023
JON LEDECKY & SCOTT MALKIN (Majority), DEWEY SHAY and JOHN COLLINS (Minority)	June 8, 2023	PRESENT

GENERAL MANAGERS

	START	END	RECORD
WILLIAM A. TORREY	February 15, 1972	August 17, 1992	756-606-234
DON MALONEY	August 17, 1992	December 2, 1995	96-116-27
(Vacant)	December 2, 1995	December 12, 1995	2-3-0
MIKE MILBURY	December 12, 1995	June 6, 2006	294-392-106
NEIL SMITH	June 6, 2006	July 18, 2006	0-0-0
GARTH SNOW	July 18, 2006	June 5, 2018	425-403-122
LOU LAMORIELLO	June 5, 2018	PRESENT	194-133-43

HEAD COACHES

	START	END	RECORD
PHIL GOYETTE	June 20, 1972	January 29, 1973	6-40-4
EARL INGARFIELD	January 29, 1973	April 1, 1973	6-20-2
AL ARBOUR	June 10, 1973	May 28, 1986	552-317-169
TERRY SIMPSON	June 18, 1986	December 7, 1988	81-82-24
AL ARBOUR	December 7, 1988	June 1, 1994	187-220-54
LORNE HENNING	June 20, 1994	May 3, 1995	15-28-5
MIKE MILBURY	July 5, 1995	January 24, 1997	36-73-19
RICK BOWNESS	January 24, 1997	March 11, 1998	38-50-12
MIKE MILBURY	March 11, 1998	January 21, 1999	21-38-5
BILL STEWART	January 21, 1999	April 18, 1999	11-19-7
BUTCH GORING	April 30, 1999	March 4, 2001	41-88-14-4
LORNE HENNING	March 4, 2001	April 7, 2001	4-11-2-0
PETER LAVIOLETTE	May 23, 2001	June 3, 2003	77-62-19-6
STEVE STIRLING	June 3, 2003	January 12, 2006	56-51-11-6
BRAD SHAW	January 12, 2006	June 6, 2006	18-18-4
TED NOLAN	June 6, 2006	July 14, 2008	74-68-21
AL ARBOUR	November 2, 2007	November 3, 2007	1-0-0
SCOTT GORDON	August 12, 2008	November 15, 2010	64-94-23
JACK CAPUANO	November 15, 2010	January 17, 2017	227-191-64
DOUG WEIGHT	January 17, 2017	June 5, 2018	59-49-14
BARRY TROTZ	June 21, 2018	May 9, 2022	152-102-34
LANE LAMBERT	May 16, 2022	PRESENT	42-31-9

CAPTAINS

	START	END	RECORD
ED WESTFALL	October 7, 1972	February 1, 1977	136-161-70
CLARK GILLIES	February 3, 1977	October 11, 1979	116-39-34
DENIS POTVIN	October 11, 1979	October 8, 1987	347-210-83
BRENT SUTTER	October 8, 1987	October 25, 1991	125-165-38
PATRICK FLATLEY	October 25, 1991	April 13, 1996	145-182-43
(Vacant)	April 13, 1996	September 9, 1997	29-41-12
BRYAN MCCABE	September 9, 1997	February 6, 1998	20-28-8
(Vacant)	February 6, 1998	March 3, 1998	0-3-0
TREVOR LINDEN	March 3, 1998	May 29, 1999	34-68-13
KENNY JONSSON	September 30, 1999	November 18, 2000	30-55-13
(Vacant)	November 18, 2000	April 7, 2001	15-42-7
MICHAEL PECA	October 3, 2001	August 3, 2005	115-91-40
ALEXEI YASHIN	September 20, 2005	June 6, 2007	76-70-18
BILL GUERIN	July 9, 2007	March 4, 2009	55-74-16
(Vacant)	March 4, 2009	April 12, 2009	6-11-2
DOUG WEIGHT	October 2, 2009	May 26, 2011	64-76-24
MARK STREIT	September 21, 2011	June 13, 2013	58-54-18
JOHN TAVARES	September 9, 2013	July 1, 2018	202-158-50
ANDERS LEE	October 4, 2018	PRESENT	194-133-43

THE LAST TIME THE ISLANDERS...

HAD A WINNING STREAK OF FIVE OR MORE GAMES	10/26/22 vs. NYR - 11/3/22 at CHI (5-0-0)	HAD A LOSING STREAK OF FIVE OR MORE GAMES	01/16/23 - 1/25/23 (0-4-2)
SCORED 10 OR MORE GOALS IN A GAME	11/17/84 vs. NYR (10-4 W)	ALLOWED 10 OR MORE GOALS IN A GAME	2/25/81 at CGY (4-11 L)
SCORED 5 OR MORE GOALS IN A PERIOD	2/9/22 at VAN (6-3 W)	ALLOWED 5 OR MORE GOALS IN A PERIOD	4/29/22 vs. TBL (3rd, 4-6 L)
RECORDED 50 OR MORE SHOTS IN A GAME	1/3/19 vs. CHI (50 in a 3-2 OTW)	ALLOWED 50 OR MORE SHOTS IN A GAME	3/11/18 at CGY (52, 5-2 W)
RECORDED 25 OR MORE SHOTS IN A PERIOD	3/5/19 vs. OTT (26 in 2nd, 5-4 W)	ALLOWED 25 OR MORE SHOTS IN A PERIOD	2/13/18 vs. CBJ (26 in 1st, 1-4 L)
RECORDED 20 OR MORE SHOTS IN A PERIOD	4/1/23 at TBL (20 in 2nd, 0-5 L)	ALLOWED 20 OR MORE SHOTS IN A PERIOD	1/23/23 at TOR (22 in 2nd, 5-2 L)
HAD FEWER THAN 15 SHOTS	3/19/19 vs. BOS (13, 0-5 L)	OPPONENT HAD FEWER THAN 15 SHOTS	2/8/15 at BUF (10, 3-2 W)
SCORED THREE OR MORE POWER PLAY GOALS IN A GAME	4/28/22 vs. WSH (3, 5-1 W) (Nelson, Lee, Palmieri)	ALLOWED THREE OR MORE POWER PLAY GOALS IN A GAME	3/16/18 at WSH (3, 3-6 L) (Oshie, Backstrom, Chiasson)
SCORED TWO OR MORE SHORT-HANDED GOALS IN A GAME	10/7/17 vs BUF (2, 6-3 W) (Tavares, Cizikas)	ALLOWED TWO OR MORE SHORT-HANDED GOALS IN A GAME	3/3/20 vs. MTL (2, 2-6 L) (Byron, Armia)
SCORED A 3-ON-5 SHORTHANDED GOAL	4/4/08 at NYR (Park, 4-3 SOW) 10/30/10 at PHI (Nielsen - Pen. Shot, 1-6 L)	ALLOWED A 3-ON-5 SHORTHANDED GOAL	10/15/02 vs. NSH (Skrastins, 3-2 OTW)
RECORDED A HAT TRICK	4/3/22 at NJD (Pageau, 4-3 W)	ALLOWED A HAT TRICK	1/21/23 vs. CAR (Aho, 5-2 L)
SCORED TWO HAT TRICKS IN A GAME	2/6/90 at PIT (King, LaFontaine, 8-7 OTW)	ALLOWED TWO HAT TRICKS IN A GAME	12/11/08 at PIT (Sykora, DuPuis, 2-9 L)
AN ISLANDER SCORED FOUR OR MORE GOALS IN A GAME	11/4/21 at MTL (Nelson, 6-2 W)	AN OPPONENT SCORED FOUR OR MORE GOALS IN A GAME	10/8/19 vs. EDM (Neal - 4G, 2-5 L)
DID NOT RECEIVE A PENALTY IN A GAME	11/7/22 vs. CGY (4-3 OT W)	DID NOT DRAW A PENALTY IN A GAME	3/2/22 vs. VAN (3-4 L)
HAD AT LEAST 10 POWER PLAYS	3/31/17 vs. NJ (10, 2-1 W)	OPPONENT HAD AT LEAST 10 POWER PLAYS	4/7/09 at CAR (11, 0-9 L)
DID NOT HAVE A POWER PLAY	2/28/23 at MIN (2-1 SOL)	WERE NOT SHORTHANDED	4/10/23 at WSH (2-5 L)
WON A 1-0 GAME	4/18/21 at PHI (Sorokin - 30 sv)	LOST A 1-0 GAME	12/19/22 at COL (Sorokin - 46 sv)
RECORDED A SHUTOUT	4/8/23 vs. PHI (Sorokin - 27 sv, 4-0)	WERE SHUTOUT	4/1/23 at TBL (Vasilevskiy)
RECORDED CONSECUTIVE SHUTOUTS	10/23/21 at ARI (Sorokin - 26 sv, 3-0) 10/24/21 at VGK (Sorokin - 42 sv,	WERE SHUTOUT CONSECUTIVELY	2/13/20 at NSH (Saros - 31 sv, 0-5) 2/15/20 at VGK (Fleury - 19 sv, 0-1)
SCORED ON A PENALTY SHOT	11/5/19 vs. OTT (Bardreau on Anderson, 4-1 W)	OPPONENT SCORED ON A PENALTY SHOT	3/5/18 at VAN (Archibald on Halak, 3-4 OTL)
HAD AN UNSUCCESSFUL PENALTY SHOT	3/30/19 vs. BUF (Beauvillier on Hutton 5-1 W)	OPPONENT HAD AN UNSUCCESSFUL PENALTY SHOT	1/28/23 vs. VGK (Carrier on Varlamov, 2-1 OTW)
HAD A PENALTY SHOT IN OVERTIME	Never	OPPONENT HAD A PENALTY SHOT IN OVERTIME	1/28/23 vs. VGK (Carrier on Varlamov, 2-1 OTW)
SCORED AN EMPTY-NET GOAL	3/27/23 vs. NJD (Parise, 5-1 W)	ALLOWED AN EMPTY-NET GOAL	4/10/23 at WSH (Strome, 5-2 L)
SCORED AN EXTRA-ATTACKER GOAL:	4/10/23 at WSH (Cizikas, 5-2 L)	ALLOWED AN EXTRA-ATTACKER GOAL:	12/29/22 vs. CBJ (Bemstrom, 2-1 W)
WON IN OVERTIME	3/9/23 at PIT (Nelson, 4-3 W)	LOST IN OVERTIME	3/24/23 at CBJ (Jenner, 5-4 L)
WON IN A SHOOTOUT	3/29/23 at WSH (Sorokin/Palmieri)	LOST IN A SHOOTOUT	2/28/23 at MIN (Gaudreau/Gustafsson)
WON A 1-0 GAME IN A SHOOTOUT	11/24/14 vs. PHI (Halak/Nielsen)	LOST A 1-0 GAME IN A SHOOTOUT	12/19/22 at COL (Georgiev/Rodrigues)
TIED A GAME	4/4/04 vs. PHI (3-3)	PLAYED A 0-0 TIE	2/24/04 vs. BOS (DiPietro - 28 saves, Potvin - 33)
TRAILED BY 3 AND WON	10/29/23 vs. COL (5-4 W)	TRAILED BY 4 AND WON	3/22/94 vs. TBL (5-4 W)
PLAYED WITH FEWER THAN 20 DRESSED PLAYERS	3/24/07 at PHI (19 total: F - 11, D - 6, G - 2)		



SEASON-BY-SEASON RECORD

SEASON	GP	W	L	T*	OTL**	PTS	GF***	GA***	DIVISION	CONFERENCE	LEAGUE	PLAYOFF RESULT
1972-73	78	12	60	6	-	30	170	347	8th East Div.	8th East Div.	16th Overall	Did Not Qualify
1973-74	78	19	41	18	-	56	182	247	8th East Div.	8th East Div.	15th Overall	Did Not Qualify
1974-75	80	33	25	22	-	88	264	221	3rd Patrick Div.	t-2nd Campbell	7th Overall	Lost Semi-Final
1975-76	80	42	21	17	-	101	297	190	2nd Patrick Div.	2nd Campbell	5th Overall	Lost Semi-Final
1976-77	80	47	21	12	-	106	288	193	2nd Patrick Div.	2nd Campbell	4th Overall	Lost Semi-Final
1977-78	80	48	17	15	-	111	334	210	1st Patrick Div.	1st Campbell	3rd Overall	Lost Qtr. Final
1978-79	80	51	15	14	-	116	358	214	1st Patrick Div.	1st Campbell	1st Overall	Lost Semi-Final
1979-80	80	39	28	13	-	91	281	247	2nd Patrick Div.	2nd Campbell	5th Overall	Won Stanley Cup
1980-81	80	48	18	14	-	110	355	260	1st Patrick Div.	1st Campbell	1st Overall	Won Stanley Cup
1981-82	80	54	16	10	-	118	385	250	1st Patrick Div.	1st Prince of Wales	1st Overall	Won Stanley Cup
1982-83	80	42	26	12	-	96	302	226	2nd Patrick Div.	4th Prince of Wales	6th Overall	Won Stanley Cup
1983-84	80	50	26	4	-	104	357	269	1st Patrick Div.	1st Prince of Wales	2nd Overall	Lost Final Round
1984-85	80	40	34	6	-	86	345	312	3rd Patrick Div.	6th Prince of Wales	9th Overall	Lost Div. Final
1985-86	80	39	29	12	-	90	327	284	3rd Patrick Div.	4th Prince of Wales	5th Overall	Lost Div. Semi-Final
1986-87	80	35	33	12	-	82	279	281	3rd Patrick Div.	6th Prince of Wales	9th Overall	Lost Div. Final
1987-88	80	39	31	10	-	88	308	267	1st Patrick Div.	3rd Prince of Wales	6th Overall	Lost Div. Semi-Final
1988-89	80	28	47	5	-	61	265	325	6th Patrick Div.	10th Prince of Wales	20th Overall	Did Not Qualify
1989-90	80	31	38	11	-	73	281	288	4th Patrick Div.	8th Prince of Wales	16th Overall	Lost Div. Semi-Final
1990-91	80	25	45	10	-	60	223	290	6th Patrick Div.	10th Prince of Wales	19th Overall	Did Not Qualify
1991-92	80	34	35	11	-	79	291	299	5th Patrick Div.	7th Prince of Wales	14th Overall	Did Not Qualify
1992-93	84	40	37	7	-	87	335	297	3rd Patrick Div.	6th Prince of Wales	13th Overall	Lost Conf. Final
1993-94	84	36	36	12	-	84	282	264	4th Atlantic Div.	8th East. Conf.	15th Overall	Lost Conf. Qtr. Final
1994-95	48	15	28	5	-	35	126	158	7th Atlantic Div.	13th East. Conf.	25th Overall	Did Not Qualify
1995-96	82	22	50	10	-	54	229	315	7th Atlantic Div.	12th East. Conf.	24th Overall	Did Not Qualify
1996-97	82	29	41	12	-	70	240	250	7th Atlantic Div.	12th East. Conf.	22nd Overall	Did Not Qualify
1997-98	82	30	41	11	-	71	212	225	4th Atlantic Div.	10th East. Conf.	19th Overall	Did Not Qualify
1998-99	82	24	48	10	-	58	194	244	5th Atlantic Div.	13th East. Conf.	25th Overall	Did Not Qualify
1999-00	82	24	48	9	1	58	194	275	5th Atlantic Div.	13th East. Conf.	26th Overall	Did Not Qualify
2000-01	82	21	51	7	3	52	185	268	5th Atlantic Div.	15th East. Conf.	30th Overall	Did Not Qualify
2001-02	82	42	28	8	4	96	239	220	2nd Atlantic Div.	5th East. Conf.	8th Overall	Lost Conf. Qtr. Final
2002-03	82	35	34	11	2	83	224	231	3rd Atlantic Div.	8th East. Conf.	16th Overall	Lost Conf. Qtr. Final
2003-04	82	38	29	11	4	91	237	210	3rd Atlantic Div.	8th East. Conf.	15th Overall	Lost Conf. Qtr. Final
2004-05	NO NHL SEASON DUE TO LOCKOUT											
2005-06	82	36	40	-	6	78	230	278	4th Atlantic Div.	12th East. Conf.	17th Overall	Did Not Qualify
2006-07	82	40	30	-	12	92	248	240	4th Atlantic Div.	8th East. Conf.	17th Overall	Lost Conf. Qtr. Final
2007-08	82	35	38	-	9	79	194	243	5th Atlantic Div.	13th East. Conf.	26th Overall	Did Not Qualify
2008-09	82	26	47	-	9	61	201	279	5th Atlantic Div.	15th East. Conf.	30th Overall	Did Not Qualify
2009-10	82	34	37	-	11	79	222	264	5th Atlantic Div.	13th East. Conf.	26th Overall	Did Not Qualify
2010-11	82	30	39	-	13	73	229	264	5th Atlantic Div.	14th East. Conf.	27th Overall	Did Not Qualify
2011-12	82	34	37	-	11	79	203	255	5th Atlantic Div.	14th East. Conf.	27th Overall	Did Not Qualify
2012-13	48	24	17	-	7	55	139	139	3rd Atlantic Div.	8th East. Conf.	16th Overall	Lost Conf. Qtr. Final
2013-14	82	34	37	-	11	79	225	267	8th Metro Div.	14th East. Conf.	26th Overall	Did Not Qualify
2014-15	82	47	28	-	7	101	252	230	3rd Metro Div.	5th East. Conf.	10th Overall	Lost First Round
2015-16	82	45	27	-	10	100	232	216	4th Metro Div.	5th East. Conf.	10th Overall	Lost Second Round
2016-17	82	41	29	-	12	94	241	242	5th Metro Div.	9th East. Conf.	17th Overall	Did Not Qualify
2017-18	82	35	37	-	10	80	264	296	7th Metro Div.	11th East. Conf.	22nd Overall	Did Not Qualify
2018-19	82	48	27	-	7	103	228	196	2nd Metro Div.	4th East. Conf.	5th Overall	Lost Second Round
2019-20	68	35	23	-	10	80	192	193	5th Metro Div.	7th East. Conf.	11th Overall	Lost Conf. Final
2020-21	56	32	17	-	7	71	156	128	4th East Div.	N/A	12th Overall	Lost Semifinal Round
2021-22	82	37	35	-	10	84	231	237	5th Metro Div.	9th in East. Conf.	20th Overall	Did Not Qualify
2022-23	82	42	31	-	9	93	242	217	4th Metro Div.	7th East. Conf.	15th Overall	Lost First Round
TOTAL	3,952	1,767	1,653	347	185	4,066	12,430	12,285				

* T - Ties were eliminated starting in the 2005-06 season. ** OTL - Starting in the 1999-00 season, a team that loses a game in overtime earns one point. Starting in the 2005-06 season, a team that loses a game in the shootout earns one point in the OTL category. *** GF and GA include shootout winners



SEASON-BY-SEASON RECORD

HOME									ROAD								
SEASON	GP	W	L	T	OTL	PTS	GF*	GA*	GP	W	L	T	OTL	PTS	GF*	GA*	
1972-73	39	10	25	4	-	24	100	143	39	2	35	2	-	6	70	204	
1973-74	39	13	17	9	-	35	96	110	39	6	24	9	-	21	86	137	
1974-75	40	22	6	12	-	56	147	92	40	11	19	10	-	32	117	129	
1975-76	40	24	8	8	-	56	162	81	40	18	13	9	-	45	135	109	
1976-77	40	24	11	5	-	53	161	101	40	23	10	7	-	53	127	92	
1977-78	40	29	3	8	-	66	184	94	40	19	14	7	-	45	150	116	
1978-79	40	31	3	6	-	68	201	89	40	20	12	8	-	48	157	125	
1979-80	40	26	9	5	-	57	154	106	40	13	19	8	-	34	127	141	
1980-81	40	23	6	11	-	57	193	127	40	25	12	3	-	53	162	133	
1981-82	40	33	3	4	-	70	210	111	40	21	13	6	-	48	175	139	
1982-83	40	26	11	3	-	55	180	106	40	16	15	9	-	41	122	120	
1983-84	40	28	11	1	-	57	190	117	40	22	15	3	-	47	167	152	
1984-85	40	26	11	3	-	55	200	153	40	14	23	3	-	31	145	159	
1985-86	40	22	11	7	-	51	182	132	40	17	18	5	-	39	145	152	
1986-87	40	20	15	5	-	45	148	139	40	15	18	7	-	37	131	142	
1987-88	40	24	10	6	-	54	161	121	40	15	21	4	-	34	147	146	
1988-89	40	19	18	3	-	41	141	149	40	9	29	2	-	20	124	176	
1989-90	40	15	17	8	-	38	133	134	40	16	21	3	-	35	148	154	
1990-91	40	15	19	6	-	36	113	134	40	10	26	4	-	24	110	156	
1991-92	40	20	15	5	-	45	164	140	40	14	20	6	-	34	127	159	
1992-93	42	20	19	3	-	43	175	143	42	20	18	4	-	44	160	154	
1993-94	42	23	15	4	-	50	148	116	42	13	21	8	-	34	134	148	
1994-95	24	10	11	3	-	23	60	66	24	5	17	2	-	12	66	92	
1995-96	41	14	21	6	-	34	114	146	41	8	29	4	-	20	115	169	
1996-97	41	19	18	4	-	42	141	125	41	10	23	8	-	28	99	125	
1997-98	41	17	20	4	-	38	106	104	41	13	21	7	-	33	106	121	
1998-99	41	11	23	7	-	29	104	123	41	13	25	3	-	29	90	121	
1999-00	41	10	25	5	1	26	94	140	41	14	23	4	0	32	100	135	
2000-01	41	12	27	1	1	26	96	142	41	9	24	6	2	26	89	126	
2001-02	41	21	13	5	2	49	124	115	41	21	15	3	2	47	115	105	
2002-03	41	18	18	5	0	41	114	116	41	17	16	6	2	42	110	115	
2003-04	41	25	11	4	1	55	129	92	41	13	18	7	3	36	108	118	
2004-05	NO NHL SEASON DUE TO LOCKOUT								NO NHL SEASON DUE TO LOCKOUT								
2005-06	41	20	18	-	3	43	114	138	41	16	22	-	3	35	116	140	
2006-07	41	22	13	-	6	50	119	103	41	18	17	-	6	42	129	137	
2007-08	41	18	18	-	5	41	89	110	41	17	20	-	4	38	105	133	
2008-09	41	17	18	-	6	40	112	129	41	9	29	-	3	21	89	150	
2009-10	41	23	14	-	4	50	125	114	41	11	23	-	7	29	97	150	
2010-11	41	17	18	-	6	40	132	128	41	13	21	-	7	31	97	136	
2011-12	41	17	18	-	6	40	104	123	41	17	19	-	5	39	99	132	
2012-13	24	10	11	-	3	23	68	73	24	14	6	-	4	34	71	66	
2013-14	41	13	19	-	9	35	109	136	41	21	18	-	2	44	116	131	
2014-15	41	25	14	-	2	52	136	112	41	22	14	-	5	49	116	118	
2015-16	41	25	11	-	5	55	127	103	41	20	16	-	5	45	105	113	
2016-17	41	22	12	-	7	51	128	119	41	19	17	-	5	43	113	123	
2017-18	41	19	18	-	4	42	140	153	41	16	19	-	6	38	124	143	
2018-19	41	24	13	-	4	52	118	96	41	24	14	-	3	51	110	100	
2019-20	35	20	9	-	6	46	113	101	33	15	14	-	4	34	79	92	
2020-21	28	21	4	-	3	45	96	56	28	11	13	-	4	26	56	69	
2021-22	41	20	16	-	5	45	119	105	41	17	19	-	5	39	110	126	
2022-23	41	25	13	-	3	53	126	92	41	17	18	-	6	40	116	125	
TOTAL	1,977	1,008	707	170	92	2,278	6,660	5,765	1,975	759	946	177	93	1,788	5,770	6,520	

* GF and GA exclude shootout winners



SPECIAL TEAMS

POWER PLAY GOALS FOR			POWER PLAY GOALS AGAINST			SH GOALS	FOR	VS.
1972-73	28-258	10.8%	1972-73	63-261	75.9%	1972-73	2	13
1973-74	32-230	13.8%	1973-74	64-262	75.6%	1973-74	7	13
1974-75	51-272	18.8%	1974-75	55-340	83.8%	1974-75	11	7
1975-76	92-290	31.7%	1975-76	55-377	85.4%	1975-76	11	4
1976-77	56-240	23.3%	1976-77	47-278	83.1%	1976-77	16	3
1977-78	71-226	31.3%	1977-78	45-273	83.5%	1977-78	7	6
1978-79	81-260	31.2%	1978-79	57-288	80.1%	1978-79	7	4
1979-80	62-265	23.4%	1979-80	71-317	77.5%	1979-80	7	4
1980-81	93-317	29.3%	1980-81	76-368	79.3%	1980-81	19	6
1981-82	80-288	27.8%	1981-82	66-328	80.0%	1981-82	16	3
1982-83	68-262	26.0%	1982-83	54-331	83.7%	1982-83	10	3
1983-84	63-280	22.5%	1983-84	66-357	81.6%	1983-84	18	9
1984-85	71-283	25.1%	1984-85	68-381	82.2%	1984-85	14	7
1985-86	73-321	22.7%	1985-86	77-356	78.4%	1985-86	4	9
1986-87	84-335	25.1%	1986-87	83-377	77.9%	1986-87	8	8
1987-88	87-387	22.5%	1987-88	94-416	77.4%	1987-88	8	8
1988-89	85-378	22.5%	1988-89	103-390	73.6%	1988-89	4	7
1989-90	78-330	23.6%	1989-90	87-371	76.5%	1989-90	10	8
1990-91	51-317	16.1%	1990-91	78-353	77.9%	1990-91	9	12
1991-92	63-339	22.1%	1991-92	90-383	76.5%	1991-92	11	8
1992-93	90-416	21.6%	1992-93	77-375	79.5%	1992-93	12	8
1993-94	74-369	20.1%	1993-94	79-417	81.1%	1993-94	15	9
1994-95	28-178	15.7%	1994-95	46-213	78.4%	1994-95	4	11
1995-96	70-372	18.8%	1995-96	90-414	78.3%	1995-96	8	15
1996-97	48-346	13.9%	1996-97	53-319	83.4%	1996-97	14	9
1997-98	61-365	16.8%	1997-98	54-384	85.9%	1997-98	11	16
1998-99	54-341	15.8%	1998-99	60-363	83.5%	1998-99	8	7
1999-00	45-320	14.1%	1999-00	84-420	80.0%	1999-00	8	8
2000-01	51-386	13.2%	2000-01	79-445	82.2%	2000-01	9	14
2001-02	59-363	16.3%	2001-02	52-366	85.8%	2001-02	17	10
2002-03	58-384	15.1%	2002-03	67-405	83.5%	2002-03	12	5
2003-04	54-323	16.7%	2003-04	52-359	85.5%	2003-04	11	5
2004-05				NO NHL SEASON DUE TO LOCKOUT				
2005-06	76-450	16.9%	2005-06	99-476	79.2%	2005-06	5	15
2006-07	63-348	18.1%	2006-07	79-433	81.8%	2006-07	7	9
2007-08	48-330	14.6%	2007-08	68-375	81.9%	2007-08	10	15
2008-09	54-320	16.9%	2008-09	73-361	80.9%	2008-09	12	5
2009-10	49-306	16.0%	2009-10	71-300	76.3%	2009-10	7	3
2010-11	52-302	17.2%	2010-11	52-310	83.2%	2010-11	15	7
2011-12	45-243	18.5%	2011-12	46-236	80.5%	2011-12	4	5
2012-13	31-156	19.9%	2012-13	28-142	80.3%	2012-13	2	0
2013-14	49-276	17.8%	2013-14	58-265	78.1%	2013-14	8	7
2014-15	50-267	18.7%	2014-15	48-218	77.1%	2014-15	10	3
2015-16	42-229	18.3%	2015-16	36-232	84.5%	2015-16	7	6
2016-17	35-234	15.0%	2016-17	41-227	81.9%	2016-17	5	7
2017-18	58-250	23.2%	2017-18	63-235	73.2%	2017-18	5	11
2018-19	33-227	14.5%	2018-19	44-219	79.9%	2018-19	6	1
2019-20	29-168	17.3%	2019-20	34-176	80.7%	2019-20	6	5
2020-21	27-144	18.8%	2020-21	22-135	83.7%	2020-21	4	0
2021-22	46-208	22.1%	2021-22	34-215	84.2%	2021-22	5	7
2022-23	35-222	15.8%	2022-23	39-219	82.2%	2022-23	6	7
TOTAL	2,895-14,721	19.7%	TOTAL	3,127-16,061	80.5%	TOTAL	452	373



PENALTY MINUTES, SHUTOUTS, SHOTS

TEAM	PIMS	AVG/GAME	TEAM	SHUTOUTS	AGAINST	TEAM	SHOTS FOR	AGAINST
1972-73	881	11:17	1972-73	.0	11	1972-73	1952	2695
1973-74	1075	13:46	1973-74	.0	8	1973-74	2026	2390
1974-75	1116	13:56	1974-75	.6	1	1974-75	2364	2344
1975-76	1277	15:57	1975-76	.10	0	1975-76	2435	2286
1976-77	1012	12:39	1976-77	.6	4	1976-77	2361	2276
1977-78	938	11:43	1977-78	.6	1	1977-78	2490	2256
1978-79	1079	13:29	1978-79	.3	0	1978-79	2301	2309
1979-80	1308	16:21	1979-80	.5	3	1979-80	2217	2396
1980-81	1442	18:01	1980-81	.5	0	1980-81	2417	2418
1981-82	1328	16:36	1981-82	.0	1	1981-82	2469	2406
1982-83	1257	15:50	1982-83	.2	6	1982-83	2429	2397
1983-84	1157	14:27	1983-84	.2	2	1983-84	2422	2671
1984-85	1521	19:00	1984-85	.2	1	1984-85	2415	2593
1985-86	1343	16:47	1985-86	.2	3	1985-86	2352	2659
1986-87	1857	23:12	1986-87	.1	1	1986-87	2481	2227
1987-88	1732	21:38	1987-88	.5	1	1987-88	2417	2529
1988-89	1822	22:46	1988-89	.0	3	1988-89	2429	2463
1989-90	1777	22:12	1989-90	.5	3	1989-90	2359	2682
1990-91	1723	21:32	1990-91	.0	4	1990-91	2168	2495
1991-92	1713	21:24	1991-92	.1	1	1991-92	2226	2630
1992-93	1701	20:15	1992-93	.1	3	1992-93	2606	2471
1993-94	1787	21:16	1993-94	.5	3	1993-94	2511	2561
1994-95	901	18:46	1994-95	.1	1	1994-95	1357	1448
1995-96	1669	20:21	1995-96	.3	1	1995-96	2310	2627
1996-97	1640	20:00	1996-97	.5	5	1996-97	2188	2481
1997-98	1646	20:04	1997-98	.8	2	1997-98	2119	2358
1998-99	1111	13:32	1998-99	.5	5	1998-99	2157	2331
1999-00	1376	16:46	1999-00	.3	9	1999-00	2147	2742
2000-01	1339	16:19	2000-01	.2	10	2000-01	2257	2378
2001-02	1255	15:18	2001-02	.6	4	2001-02	2319	2285
2002-03	1244	15:10	2002-03	.3	8	2002-03	2427	2318
2003-04	1168	14:14	2003-04	.6	8	2003-04	2341	2244
2004-05								
2005-06	1266	15:26	2005-06	.1	5	2005-06	2481	2549
2006-07	1062	12:57	2006-07	.5	6	2006-07	2459	2672
2007-08	1041	12:41	2007-08	.3	7	2007-08	2435	2488
2008-09	1216	14:49	2008-09	.3	5	2008-09	2372	2751
2009-10	950	11:35	2009-10	.3	6	2009-10	2493	2619
2010-11	1515	18:28	2010-11	.2	6	2010-11	2408	2620
2011-12	763	9:18	2011-12	.3	9	2011-12	2410	2469
2012-13	461	9:36	2012-13	.3	4	2012-13	1485	1352
2013-14	1015	12:22	2013-14	.4	6	2013-14	2537	2464
2014-15	700	8:32	2014-15	.6	3	2014-15	2771	2321
2015-16	718	8:45	2015-16	.4	4	2015-16	2412	2495
2016-17	648	7:54	2016-17	.4	3	2016-17	2480	2616
2017-18	643	7:50	2017-18	.2	5	2017-18	2572	2918
2018-19	644	7:51	2018-19	.11	5	2018-19	2360	2534
2019-20	575	8:27	2019-20	.3	5	2019-20	2016	2123
2020-21	370	6:36	2020-21	.10	5	2020-21	1623	1590
2021-22	729	8:53	2021-22	.9	5	2021-22	2367	2669
2022-23	656	8:00	2022-23	.8	6	2022-23	2524	2544
TOTALS	59,177	14:59	TOTALS	194	209	TOTALS	115,674	121,160

NO NHL SEASON DUE TO LOCKOUT



SEASON LEADERS

	PLAYER	GOALS	PLAYER	ASSISTS	PLAYER	POINTS	PLAYER	PIM
1972-73	Harris	28	Westfall	31	Harris	50	Hart	158
1973-74	Harris/Stewart	23	D. Potvin	37	D. Potvin	54	Howatt	204
1974-75	Nystrom	27	D. Potvin	55	D. Potvin	76	Hart	143
1975-76	Gillies	34	D. Potvin	67	D. Potvin	98	Howatt	197
1976-77	Gillies	33	D. Potvin	55	D. Potvin	80	Howatt	182
1977-78	Bossy	53	Trottier	77	Trottier	123	Howatt	146
1978-79	Bossy	69	Trottier	87	Trottier	134	Howatt	205
1979-80	Bossy	51	Trottier	62	Trottier	104	Howatt	219
1980-81	Bossy	68	Trottier	72	Bossy	119	Howatt	174
1981-82	Bossy	64	Bossy	83	Bossy	147	B. Sutter	114
1982-83	Bossy	60	Bossy	58	Bossy	118	B. Sutter	128
1983-84	Bossy	51	Trottier	71	Bossy	118	D. Sutter	94
1984-85	Bossy	58	B. Sutter	60	Bossy	117	D. Sutter	174
1985-86	Bossy	61	Bossy	62	Bossy	123	D. Sutter	157
1986-87	Bossy/LaFontaine	38	Trottier	64	Trottier	87	Curran	356
1987-88	LaFontaine	47	Trottier	52	LaFontaine	92	Kerr	198
1988-89	LaFontaine	45	LaFontaine	43	LaFontaine	88	Pilon	242
1989-90	LaFontaine	54	LaFontaine	51	LaFontaine	105	Vukota	290
1990-91	LaFontaine	41	LaFontaine	44	LaFontaine	85	Baumgartner	282
1991-92	Ferraro/King	40	Turgeon	49	Turgeon	87	Vukota	293
1992-93	Turgeon	58	Turgeon	74	Turgeon	132	Vukota	216
1993-94	Thomas	42	Turgeon	56	Turgeon	94	Vukota	237
1994-95	Ferraro	22	Ferraro	21	Ferraro	43	Vukota	109
1995-96	Palffy	43	Green	45	Palffy	87	Severyn	180
1996-97	Palffy	48	Palffy	42	Palffy	90	Pilon	179
1997-98	Palffy	45	Palffy	42	Palffy	87	Pilon	291
1998-99	Palffy	22	Reichel	37	Reichel	56	Odjick	133
1999-00	Czerkawski	35	Czerkawski	35	Czerkawski	70	Cairns	196
2000-01	Czerkawski	30	Czerkawski	32	Czerkawski	62	Chara	157
2001-02	Yashin	32	Yashin	43	Yashin	75	Cairns	176
2002-03	Scatchard	27	Yashin	39	Yashin	65	Cairns	124
2003-04	Czerkawski/Hunter	25	Kvasha	36	Hunter/Kvasha	51	Cairns	189
2004-05				NO NHL SEASON DUE TO LOCKOUT				
2005-06	Satan	35	York	39	Satan/Yashin	66	Godard	115
2006-07	Blake	40	Poti	38	Blake	69	Witt	131
2007-08	Guerin	23	Hunter	29	Comrie	49	Comrie	87
2008-09	Okposo	18	Streit	40	Streit	56	Jackman	155
2009-10	Moulson	30	Streit	38	Tavares	54	Jackman	98
2010-11	Grabner	34	Tavares	38	Tavares	67	Konopka	307
2011-12	Moulson	36	Tavares	50	Tavares	81	Martin	121
2012-13	Tavares	28	Moulson	29	Tavares	47	Martin	63
2013-14	Okposo	27	Okposo/Tavares	42	Okposo	69	Carkner	149
2014-15	Tavares	38	Tavares	48	Tavares	86	Martin	114
2015-16	Tavares	33	Okposo	42	Tavares	70	Martin	119
2016-17	Lee	34	Bailey	43	Tavares	66	Hamon	60
2017-18	Lee	40	Barzal	63	Barzal	85	Johnston	62
2018-19	Lee	28	Barzal	44	Barzal	62	Mayfield	68
2019-20	Nelson	26	Barzal	41	Barzal	60	Johnston	78
2020-21	Nelson	18	Leddy	29	Barzal	45	Barzal	48
2021-22	Nelson	37	Barzal	44	Barzal/Nelson	59	Chara	85
2022-23	Nelson	36	Nelson	39	Nelson	75	Mayfield	83

SEASON LEADERS (continued)

SEASON	PLAYER	PPG	PLAYER	SHG	PLAYER	GWG	PLAYER	GTG
1972-73	Harris	6	Gagnon/Crisp	1	3 tied with	2	6 tied with	1
1973-74	D. Potvin/Westfall	6	Stewart	5	Nystrom	2	3 tied with	3
1974-75	Gillies	8	Henning	4	Harris	5	Gillies/Howatt	3
1975-76	D. Potvin	18	Henning	4	Gillies	6	Trottier	3
1976-77	Gillies	12	Henning	6	Parise	7	4 tied with	2
1977-78	Bossy	25	Henning/Trottier	2	Bourne	8	Bossy/Gilles	2
1978-79	Bossy	27	D. Potvin	3	Bossy	9	Bossy/Trottier	2
1979-80	Bossy/Trottier	15	Kallur	4	Bossy	8	3 tied with	2
1980-81	Bossy	28	Bourne	7	Bossy	10	Kallur	4
1981-82	Trottier	18	Goring	5	Bossy/Trottier	10	3 tied with	2
1982-83	Bossy	19	Goring	5	Bossy	7	Bossy	3
1983-84	Potvin	11	Goring	5	Bossy	11	Bourne	2
1984-85	Bossy	14	Trottier	5	Bossy	7	Tonelli	2
1985-86	Bossy	21	4 tied with	1	Bossy	9	Bossy/B. Sutter	2
1986-87	LaFontaine	19	B. Sutter	3	B. Sutter	8	Makela	2
1987-88	LaFontaine/Trottier	15	Makela/B. Sutter	2	LaFontaine	7	LaFontaine	2
1988-89	B. Sutter	17	B. Sutter	3	Volek	7	Wood	1
1989-90	B. Sutter	17	B. Sutter/McDonough	2	LaFontaine	8	Crossman/Mylund	2
1990-91	LaFontaine	12	B. Sutter/LaFontaine	2	LaFontaine	5	5 tied with	1
1991-92	King	21	DiMaio/Fitzgerald	2	King/Turgeon	6	Ferraro/King	2
1992-93	Turgeon	24	Fitzgerald/Hogue	3	Turgeon	10	Turgeon	2
1993-94	Thomas	17	Hogue/McInnis	5	King	7	Ferraro	3
1994-95	King	7	Turgeon	2	3 tied with	2	Ferraro	2
1995-96	Palffy	17	Andersson/Plante	2	Palffy	6	3 tied with	1
1996-97	Green	10	Palffy	4	Palffy	6	3 tied with	1
1997-98	Palffy	17	Chorske	4	Palffy	5	Reichel	2
1998-99	Linden	8	Lapointe/Palffy	2	Watt	4	Czerkawski	2
1999-00	Czerkawski	16	Jokinen/J. Jonsson	2	Czerkawski	4	3 tied with	1
2000-01	Czerkawski	10	Lindgren	2	Scatchard	5	3 tied with	1
2001-02	Yashin	15	Peca	6	Czerkawski/Parrish	6	4 tied with	1
2002-03	Yashin	14	Bates	6	Yashin	7	3 tied with	1
2003-04	Czerkawski	9	Blake	4	Hunter	7	Czerkawski	2
2004-05					NO NHL SEASON DUE TO LOCKOUT			
2005-06	Satan	17	Blake	2	Bates	4	N/A	-
2006-07	Blake	14	Sillinger/Park	2	Blake	7	N/A	-
2007-08	Fedotenko	8	Park	4	Guerin	5	N/A	-
2008-09	Streit	10	Bergenheim	4	Bergenheim	4	N/A	-
2009-10	Tavares	11	Bergenheim	2	Moulson	5	N/A	-
2010-11	Moulson/Tavares/Parenteau	9	Nielsen	7	Tavares	4	N/A	-
2011-12	Moulson	14	Bailey	3	Tavares	8	N/A	-
2012-13	Tavares	9	Grabner/Nielsen	2	Tavares	5	N/A	-
2013-14	Tavares	8	Clutterback/Grabner	3	Okposo/Tavares	4	N/A	-
2014-15	Tavares	13	Kulemin	3	Tavares	8	N/A	-
2015-16	Lee	8	Clutterback/Nielsen	2	Clutterback/Tavares	6	N/A	-
2016-17	Lee	9	Five Players	1	Lee	6	N/A	-
2017-18	Lee	14	Tavares	2	Eberle	7	N/A	-
2018-19	Lee	10	Cizikas	2	Eberle/Lee	5	N/A	-
2019-20	Barzal/Eberle/Nelson	4	Cizikas	3	Lee	6	N/A	-
2020-21	Nelson	7	Pageau	2	Beauvillier	5	N/A	-
2021-22	Nelson	11	Parise	2	Palmieri	6	N/A	-
2022-23	Lee/Nelson	6	Pageau	3	Nelson	8	N/A	-

NEW YORK ISLANDERS SHUTOUTS FOR (194)

DATE	ISLANDERS	GOALTENDER	OPPOSING	SCORE	DATE	ISLANDERS	GOALTENDER	OPPOSING	SCORE
10/21/74	at Washington	Smith	Low	5-0	3/9/76	St. Louis	Resch	Johnston	4-0
10/26/74	Minnesota	Smith	Rivard	4-0	10/7/76	at Philadelphia	Resch	Parent	3-0
11/27/74	Toronto	Smith	Favell	6-0	10/12/76	Atlanta	Resch	Bouchard	7-0
12/14/74	Los Angeles	Resch	Vachon	3-0	12/4/76	Buffalo	Resch	Desjardins	3-0
12/29/74	at Washington	Resch	Low	7-0	12/21/76	Boston	Smith	Cheevers	3-0
2/25/75	St. Louis	Resch	Belanger	3-0	3/6/77	at Colorado	Resch	Plasse	5-0
10/11/75	Los Angeles	Resch	Vachon	7-0	3/16/77	at Chicago	Smith	Esposito	5-0
10/17/75	at Atlanta	Smith	Bouchard	2-0	10/18/77	Los Angeles	Resch	Vachon	0-0
10/23/75	Philadelphia	Resch	Stephenson	3-0	11/1/77	Atlanta	Smith/Hogosta*	Myre	9-0
12/7/75	at Buffalo	Resch	Desjardins	3-0	11/13/77	at Washington	Resch	Wolfe	6-0
12/9/75	Minnesota	Resch	Maniago	6-0	12/7/77	at Chicago	Smith	Esposito	4-0
12/17/75	at NY Rangers	Smith	Davidson	3-0	1/14/78	at Washington	Resch	Bedard	4-0
1/13/76	Detroit	Resch	Rutherford	1-0	1/19/78	at St. Louis	Smith	Myre	3-0
1/24/76	Los Angeles	Smith	Vachon	5-0	12/17/78	at Detroit	Smith	Vachon	3-0
2/22/76	at Washington	Resch	Wolfe	4-0	1/2/79	Vancouver	Resch	Hanlon	9-0



NEW YORK ISLANDERS SHUTOUTS FOR (Continued)

DATE	ISLANDERS	GOALTENDER	OPPOSING	SCORE
3/31/79	Buffalo	Resch	Sauve	2-0
12/2/79	at Winnipeg	Smith	Hamel	4-0
1/8/80	Vancouver	Resch	Hanlon	3-0
2/9/80	Quebec	Smith	Dion	5-0
2/12/80	Winnipeg	Resch	Mattson	0-0
3/2/80	at Pittsburgh	Resch	Holland	0-0
11/20/80	Hartford	Resch	Veisor	5-0
12/21/80	at Chicago	Resch	Esposito	9-0
1/20/81	Calgary	Resch	Lemelin	5-0
1/22/81	at Detroit	Smith	Lozinski	3-0
3/12/81	at Edmonton	Smith	G. Edwards	5-0
10/14/82	Pittsburgh	Smith	Herron	9-0
2/19/83	Montreal	Melanson	Wamsley	5-0
11/5/83	Buffalo	Smith	Sauve	4-0
3/27/84	Montreal	Smith	Penney	7-0
12/21/84	at Hartford	Hrudey	Millen	1-0
2/2/85	at Pittsburgh	Hrudey	Romano	4-0
1/9/86	Pittsburgh	Hrudey	Romano	9-0
2/11/86	Vancouver	Smith	Brodeur	1-0
2/22/87	at New Jersey	Smith	Chevrier	7-0
10/15/87	at Philadelphia	Hrudey	LaForest	6-0
2/20/88	Hartford	Hrudey	Weeks	3-0
3/1/88	St. Louis	Smith	Millen	2-0
3/6/88	at Quebec	Hrudey	Brunetta	2-0
3/20/88	at Winnipeg	Smith	Reddick	6-0
11/30/89	at Chicago	Fitzpatrick	Chevrier	2-0
12/5/89	Buffalo	Fitzpatrick	Puppa	3-0
12/9/89	NY Rangers	Fitzpatrick	Vanbiesbrouck	0-0
1/16/90	Vancouver	Healy	McLean	3-0
2/4/90	at Buffalo	Healy	Puppa	1-0
4/15/92	New Jersey	Healy	Terreri	7-0
3/16/93	at San Jose	Healy	Irbe	6-0
10/26/93	Los Angeles	Hextall	Stauber	7-0
2/19/94	Ottawa	Hextall	Madeley	4-0
2/21/94	Washington	Hextall	Beaupre	4-0
2/25/94	Philadelphia	Hextall	Roussel	2-0
4/13/94	at Tampa Bay	Hextall	Puppa	2-0
3/23/95	NY Rangers	Soderstrom	Richter	1-0
10/20/95	Montreal	Soderstrom	Roy	2-0
2/25/96	Edmonton	Soderstrom	Joseph	2-0
4/6/96	Buffalo	Fichaud	Hasek/Trefilov	3-0
11/29/96	at Washington	Salo	Kolzig	2-0
12/7/96	Washington	Salo	Carey	2-0
1/15/97	Florida	Salo	Fitzpatrick	1-0
3/2/97	at Washington	Salo	Kolzig	2-0
3/13/97	at Tampa Bay	Salo	Schwab	3-0
10/3/97	Toronto	Salo	Healy	3-0
12/6/97	Phoenix	Salo	Waite	4-0
12/17/97	Buffalo	Salo	Hasek	4-0
1/30/98	Carolina	Salo	Kidd	2-0
4/1/98	Tampa Bay	Flaherty	Bierk	4-0
4/4/98	NY Rangers	Salo/Flaherty*	Cloutier/Richter	3-0
4/6/98	at Tampa Bay	Flaherty	Fitzpatrick	3-0
4/16/98	Tampa Bay	Flaherty	Bierk	4-0
10/14/98	at Tampa Bay	Salo	Puppa	2-0
10/17/98	at St. Louis	Salo	Fuhr	1-0
10/27/98	Los Angeles	Salo	Legace	1-0
11/12/98	Montreal	Salo	Thibault	4-0
12/15/98	at San Jose	Salo	Vernon	1-0
11/10/99	at Carolina	Potvin	Irbe	2-0
12/27/99	Boston	Luongo	Tallas	3-0
1/22/00	Tampa Bay	Weekes	Hodson	2-0
11/1/00	at Florida	Flaherty	Luongo	3-0
12/01/00	at New Jersey	Vanbiesbrouck	Brodeur	2-0
10/06/01	at Florida	Osgood	Luongo	3-0
10/17/01	at Carolina	Osgood	Irbe	4-0

DATE	ISLANDERS	GOALTENDER	OPPOSING	SCORE
11/06/01	Tampa Bay	Osgood	Khabibulin	3-0
12/06/01	at Philadelphia	Snow	Cechmanek	2-0
2/12/02	at Philadelphia	Snow	Cechmanek	1-0
3/12/02	at Buffalo	Osgood	Biron	3-0
12/28/02	Carolina	Osgood	Weekes	3-0
12/31/02	at Buffalo	Osgood	Miller	1-0
2/19/03	at San Jose	Snow	Nabokov	3-0
10/11/03	at Buffalo	DiPietro	Miller	6-0
12/13/03	Atlanta	Snow	Nurminen	3-0
1/24/04	at Atlanta	DiPietro	Nurminen	3-0
2/24/04	Boston	DiPietro	Potvin	0-0
3/21/04	Tampa Bay	DiPietro	Grahame	3-0
3/23/04	Washington	DiPietro	Kolzig/Yeates	3-0
4/8/06	Washington	DiPietro	Johnson	5-0
11/15/06	at Dallas	DiPietro	Turco	3-0
12/16/06	Atlanta	DiPietro	Hedberg	6-0
12/23/06	Columbus	DiPietro	Norrena	4-0
12/26/06	NY Rangers	DiPietro	Lundqvist	2-0
2/7/07	Philadelphia	DiPietro	Nittymaki	2-0
11/1/07	Tampa Bay	DiPietro	Denis	4-0
11/16/07	at New Jersey	DiPietro	Brodeur	1-0
2/21/08	Tampa Bay	DiPietro	Ramo	1-0
2/21/09	New Jersey	Danis	Clemmensen	4-0
2/28/09	Buffalo	Danis	Lalime	2-0
3/27/09	at Detroit	MacDonald	Osgood	2-0
10/31/09	Buffalo	Biron	Miller	5-0
1/12/10	Detroit	Rolason	Osgood	6-0
1/18/10	New Jersey	DiPietro	Brodeur	4-0
11/26/10	New Jersey	DiPietro	Hedberg	2-0
2/19/11	Los Angeles	Montoya	Quick	3-0
1/17/12	Washington	Nabokov	Vokoun	3-0
2/7/12	Philadelphia	Nabokov (SO)	Bryzgalov	1-0
3/4/12	New Jersey	Nilsson	Brodeur	1-0
2/23/13	at Buffalo	Nabokov	Miller	4-0
3/14/13	at Tampa Bay	Nabokov	Lindback	2-0
3/24/13	Florida	Nabokov	Brokstrom	3-0
12/23/13	at Detroit	Nabokov	Mrazek	3-0
2/4/14	at Washington	Nabokov	Neuvirth	1-0
3/23/14	Columbus	Nabokov	Bobrovsky	2-0
4/10/14	at Montreal	Nabokov	Price	2-0
11/8/14	at Arizona	Halak	Smith	1-0
11/11/14	vs. Colorado	Halak	Varlamov	6-0
11/24/14	vs. Philadelphia	Halak (SO)	Mason	1-0
1/13/15	at NY Rangers	Halak	Lundqvist	3-0
3/21/15	at New Jersey	Halak	Schneider	3-0
4/4/15	vs. Buffalo	Halak	Makarov	3-0
10/20/15	at Columbus	Halak	McElhinney	4-0
10/26/15	vs. Calgary	Halak	Ortio	4-0
12/13/15	vs. New Jersey	Greiss	Schneider	4-0
2/19/16	at New Jersey	Halak	Schneider	1-0
12/1/16	at Washington	Halak	Holtby	3-0
1/16/17	at Boston	Greiss	Rask	4-0
1/19/17	vs. Dallas	Greiss	Lehtonen	3-0
4/6/17	at Carolina	Halak	Lack	3-0
2/15/18	vs. NY Rangers	Halak	Lundqvist	3-0
2/16/18	at Carolina	Greiss	Ward	3-0
10/8/18	vs. San Jose	Lehner	Jones	4-0
11/3/18	vs. New Jersey	Greiss	Kinkaid	3-0
12/29/18	at Toronto	Lehner	Sparks	4-0
1/18/19	at Washington	Greiss	Holtby	2-0
1/20/19	vs. Anaheim	Lehner	Johnson	3-0
2/1/19	vs. Tampa Bay	Greiss (SOL)	Vasilevskiy	0-1
2/14/19	at Columbus	Greiss	Bobrovsky	3-0
2/23/19	at Vancouver	Lehner	Markstrom	4-0
3/11/19	vs. Columbus	Greiss	Bobrovsky	2-0



NEW YORK ISLANDERS SHUTOUTS FOR (Continued)

DATE	ISLANDERS	GOALTENDER	OPPOSING	SCORE	DATE	ISLANDERS	GOALTENDER	OPPOSING	SCORE
3/24/19	vs. Arizona	Lehner	Kuemper	2-0					
4/6/19	at Washington	Lehner	Copley	3-0					
11/2/19	at Buffalo	Varlamov	Hutton	1-0					
11/30/19	vs. Columbus	Varlamov	Merzlikins	2-0					
1/6/20	vs. Colorado	Varlamov	Francouz	1-0					
1/14/21	at NY Rangers	Varlamov	Shesterkin	4-0					
1/18/21	vs. Boston	Varlamov	Rask	1-0					
10/23/21	at Arizona	Sorokin	Vejmelka	3-0					
10/24/21	at Vegas	Sorokin	Lehner	2-0					
11/06/21	at Winnipeg	Sorokin	Comrie	2-0					
01/21/22	Arizona	Sorokin	Wedgewood	4-0					
02/27/22	at Anaheim	Sorokin	Stolarz	4-0					
03/10/22	Columbus	Sorokin	Korpisalo	6-0					
03/22/22	Ottawa	Varlamov	Forsberg	3-0					
04/01/22	at NY Rangers	Varlamov	Shesterkin	3-0					
04/15/22	at Montreal	Sorokin	Price	3-0					
10/26/22	vs. NY Rangers	Sorokin	Halak	3-0					
11/23/22	vs. Edmonton	Sorokin	Campbell	3-0					
12/04/22	vs. Chicago	Varlamov	Soderblom	3-0					
12/19/22	at Colorado	Georgiev (SOL)	Sorokin	0-1					
01/27/23	vs. Detroit	Sorokin	Hellberg	2-0					
02/07/23	vs. Seattle	Sorokin	Jones	4-0					
02/26/23	at Winnipeg	Varlamov	Rittich	4-0					
04/08/23	vs. Philadelphia	Sorokin	Hart	4-0					

*NHL rules state when more than one goaltender appears in a shutout that shutout is credited to the team and not the individual.

Total-194, Home-107, Road-87 / Resch-25, Smith-22, DiPietro-16, Sorokin-16, Salo-14, Varlamov-13, Halak - 12, Greiss - 10, Nabokov - 9, Hruday-6, Lehner - 6, Osgood-6, Hextall-5, Healy-4, Flaherty-4, Snow-4, Fitzpatrick-3, Soderstrom-3, Danis-2, Biron-1, Fichaud-1, Luongo-1, MacDonald-1, Melanson-1, Montoya-1, Nilsson-1, Potvin-1, Roloson-1, Vanbiesbrouck-1, Weekes-1, Team-2





NEW YORK ISLANDERS HAT TRICKS (186)

DATE	PLAYER	OPPONENT	GOALTENDER	SCORE	DATE	PLAYER	OPPONENT	GOALTENDER	SCORE
11/1/72	Germain Gagnon	at California	Gilles Meloche	6-2	1/17/81	Mike Bossy	Washington	Rollie Boutin	6-4
1/23/73	Craig Cameron	California	Marv Edwards	8-1	3/3/81	Mike Bossy	Edmonton	Ed Mio	8-1
3/3/73	Bob Cook	Vancouver	Ed Dyck	9-3	3/24/81	Bryan Trottier	at St. Louis	Mike Liut	5-3
12/22/73	Ralph Stewart	at St. Louis	Wayne Stephenson	4-2	11/26/81	Bryan Trottier	St. Louis	Mike Liut (2), Gary Edwards (1)	9-2
1/31/74	Bob Nystrom	at Los Angeles	Rogie Vachon	4-2	1/7/82	Bryan Trottier	at Philadelphia	Rick St. Croix	5-4
3/3/74	Bill Harris	at Buffalo	Dave Dryden	3-4	2/2/82	Brent Sutter	Washington	Dave Parro	7-6
4/6/74	Bill Harris	Minnesota	Fern Rivard	4-2	2/6/82	Mike Bossy	Detroit	Gilles Gilbert	6-2
10/28/74	Ed Westfall	California	Gary Simmons	10-1	2/13/82	Bryan Trottier (5)	Philadelphia	Pete Peeters	8-2
10/28/74	Bill MacMillan	California	Gary Simmons	10-1	3/2/82	Bryan Trottier	Calgary	Rejean Lemelin	6-3
1/25/75	Denis Potvin	Los Angeles	Gary Edwards	5-5	3/4/82	Mike Bossy	Toronto	Michel Larocque (2), Vincent Tremblay (1)	10-1
2/22/75	Ed Westfall	at Montreal	Michel Larocque	7-6	3/4/82	Denis Potvin	Toronto	Michel Larocque (2), Vincent Tremblay (1)	10-1
10/11/75	Bryan Trottier	Los Angeles	Rogie Vachon	7-0	3/23/82	Mike Bossy (4)	Washington	Al Jensen (2), Dave Parro (2)	8-1
11/4/75	Jean Paul Parise	California	Gilles Meloche	5-3	10/14/82	Butch Goring	Pittsburgh	Denis Herron	9-0
12/20/75	Garry Howatt	at St. Louis	Yves Belanger	7-1	10/21/82	Bryan Trottier	Washington	Pat Riggin	6-3
12/30/75	Bob Nystrom	Philadelphia	Wayne Stephenson	6-2	12/17/82	Mike Bossy	at NY Rangers	Ed Mio	5-2
1/6/76	Jude Drouin	Kansas City	Bill McKenzie	8-1	1/15/83	John Tonelli	Los Angeles	Doug Keans	5-2
1/22/76	Jean Potvin	Detroit	Pete McDuffe	8-1	1/27/83	Mike Bossy	at Los Angeles	Gary Laskowski	6-4
3/14/76	Garry Howatt	at Chicago	Tony Esposito	5-3	2/10/83	Mike Bossy	Washington	Al Jensen	8-3
11/19/76	Clark Gillies	at Vancouver	Cesare Maniago (2), Curt Ridley (1)	6-4	3/17/83	Mike Bossy	at New Jersey	Glenn Resch	9-5
1/10/77	Bob Nystrom	Philadelphia	Bernie Parent	8-3	3/19/83	Mats Hallin	Philadelphia	Bob Froese	9-2
3/16/77	Garry Howatt	at Chicago	Tony Esposito	5-0	10/6/83	Mike Bossy	at Montreal	Rick Wamsley	7-4
4/3/77	Bryan Trottier	at NY Rangers	John Davidson	5-2	10/29/83	Mike Bossy	New Jersey	Glenn Resch	5-3
11/1/77	Bryan Trottier (4)	Atlanta	Phil Myre	9-0	11/11/83	Bryan Trottier	at Pittsburgh	Michel Dion	6-5
2/4/78	Mike Bossy	Washington	Bernie Wolfe	6-1	11/15/83	Mike Bossy	Hartford	Greg Millen	6-4
2/11/78	Denis Potvin	Detroit	Ron Low	8-5	11/26/83	Mike Bossy	Chicago	Tony Esposito	9-3
10/14/78	Denis Potvin	at Toronto	Mike Palmateer	7-10	11/29/83	Brent Sutter	at St. Louis	Rick Heinz	5-5
11/21/78	Bryan Trottier	at Colorado	Bill Oleschuk (2), Michel Plasse (1)	7-1	12/13/83	Butch Goring (4)	Edmonton	Grant Fuhr	8-5
12/7/78	Mike Bossy	St. Louis	Ed Staniowski	7-1	1/18/84	Mike Bossy	at Chicago	Tony Esposito	9-1
12/23/78	Bryan Trottier (5)	NY Rangers	Wayne Thomas (4), John Davidson (1)	9-4	1/18/84	Bill Carroll	at Chicago	Tony Esposito	9-1
12/28/78	Mike Bossy	at Atlanta	Dan Bouchard	10-4	2/25/84	Greg Gilbert	New Jersey	Ron Low	7-1
1/2/79	Mike Bossy	Vancouver	Glen Hanlon	9-0	3/3/84	Pat LaFontaine	at Toronto	Allan Bester (1), Rick St. Croix (2)	11-6
1/16/79	Denis Potvin	Washington	Gary Inness	6-2	3/13/84	Bob Bourne	at New Jersey	Glenn Resch	5-1
2/27/79	Clark Gillies	Montreal	Ken Dryden	7-3	10/17/84	Clark Gillies	at Detroit	Greg Stefan	6-4
3/13/79	Mike Bossy	Boston	Gerry Cheevers	7-2	10/20/84	Mike Bossy (4)	Los Angeles	Bob Janecyk	8-3
3/15/79	Bryan Trottier	Toronto	Mike Palmateer	6-2	10/23/84	Brent Sutter	Vancouver	Frank Caprice	6-5
4/7/79	Mike Bossy (4)	Philadelphia	Wayne Stephenson (3), Robbie Moore (1)	9-2	11/1/84	Mike Bossy (4)	at Montreal	Steve Penney (3), Doug Soetaert (1)	5-6
10/20/79	Bill Harris	Hartford	John Garrett	5-1	11/17/84	Mike Bossy	NY Rangers	Glen Hanlon (1), John Vanbiesbrouck (2)	10-4
10/27/79	Bryan Trottier	Chicago	Tony Esposito	6-4	12/18/84	John Tonelli	Winnipeg	Marc Behrend	7-4
12/27/79	Mike Bossy	at Montreal	Michel Larocque	6-3	1/2/85	Brent Sutter	at Detroit	Greg Stefan (1), Corrado Micallef (2)	7-2
3/4/80	Mike Bossy	Edmonton	Ed Mio (1), Jim Corsi (2)	6-4	2/7/85	Mike Bossy	NY Rangers	John Vanbiesbrouck (2), Empty Net (1)	7-5
3/30/80	Butch Goring	at Quebec	Goran Hogosta	9-6	11/6/85	Patrick Flatley (4)	at Toronto	Don Edwards	5-4
10/28/80	Mike Bossy	Montreal	Denis Herron	6-2	11/27/85	Mike Bossy	at Minnesota	Don Beaupre	4-4
11/8/80	Mike Bossy	Chicago	Tony Esposito	7-3	1/24/86	Bryan Trottier	at Washington	Pete Peeters (2), Empty Net Goal (1)	7-5
11/11/80	Mike Bossy (4)	Minnesota	Gilles Meloche	6-6	2/15/86	Mike Bossy	New Jersey	Glenn Resch	6-5
11/18/80	Mike Bossy	at St. Louis	Mike Liut	7-2	3/11/86	Mike Bossy (4)	Calgary	Rejean Lemelin (2), Mike Vernon (2)	8-4
11/30/80	Anders Kallur	at Quebec	Michel Plasse	7-3	3/20/86	Mike Bossy	at Toronto	Ken Wregget	7-1
12/14/80	Mike Bossy	at Winnipeg	Pierre Hamel	5-4					
12/21/80	Mike Bossy	at Chicago	Tony Esposito	9-0					
12/30/80	Butch Goring	Colorado	Hardy Astrom (2), Jari Kaarela (1)	9-3					
1/6/81	John Tonelli (5)	Toronto	Jiri Crha	6-3					
1/13/81	Mike Bossy (4)	Pittsburgh	Greg Millen	6-3					



NEW YORK ISLANDERS HAT TRICKS (186) (continued)

DATE	PLAYER	OPPONENT	GOALTENDER	SCORE	DATE	PLAYER	OPPONENT	GOALTENDER	SCORE
11/29/86	Mike Bossy	Philadelphia	Ron Hextall	5-6				Empty Net (1)	
12/20/86	Brent Sutter	NY Rangers	John Vanbiesbrouck	5-2	11/24/01	Mark Parrish	Anaheim	Jean-Sebastien Giguere (1), Steve Shields (2)	5-3
3/8/87	Mike Bossy	at Chicago	Murray Bannerman	6-5	11/27/01	Mariusz Czerkawski	Washington	Craig Billington	5-5
10/20/87	Bryan Trottier	Calgary	Doug Dadswell (1), Mike Vernon (2)	5-4	1/30/02	Alexei Yashin	at NY Rangers	Mike Richter	6-3
11/10/87	Pat LaFontaine	Washington	Clint Malarchuk	4-3	1/3/03	Mark Parrish	Boston	John Grahame	8-4
12/4/87	Mikko Makela	at Washington	Clint Malarchuk	6-4	1/7/03	Dave Scatchard	Pittsburgh	Jean-Sebastien Aubin	6-3
2/16/88	Greg Gilbert	Calgary	Doug Dadswell	9-3	1/11/03	Jason Blake	Atlanta	Byron Dafoe	7-3
1/14/89	Pat LaFontaine	Chicago	Ed Belfour	3-5	2/11/03	Dave Scatchard	Tampa Bay	Nikolai Khabibulin	6-2
1/21/89	Pat LaFontaine	Minnesota	John Casey (2), Kari Takko (1)	8-6	3/25/03	Alexei Yashin (4)	at Chicago	Craig Anderson (2), Steve Passmore (2)	9-2
10/20/89	Mick Vukota	at Washington	Don Beaupre	5-3	3/19/04	Jason Blake	Minnesota	Dwayne Roloson (2), Empty Net (1)	3-1
12/31/89	Pat LaFontaine	at Buffalo	Daren Puppa	4-2	11/26/05	Jason Blake	at Philadelphia	Antero Niittymaki	4-2
1/19/90	Randy Wood	at Winnipeg	Bob Essensa	6-4	2/4/06	Miroslav Satan	at Pittsburgh	Marc-Andre Fleury	5-4
2/6/90	Pat LaFontaine	at Pittsburgh	Tom Barrasso	8-7	12/3/06	Viktor Kozlov (4)	at NY Rangers	Henrik Lundqvist (1), Kevin Weeks (2)	7-4
2/6/90	Derek King	at Pittsburgh	Tom Barrasso	8-7	12/19/06	Jason Blake	at NY Rangers	Kevin Weeks	4-3
3/17/90	Brent Sutter	NY Rangers	John Vanbiesbrouck	6-3	2/27/07	Jason Blake	Philadelphia	Antero Niittymaki	6-5
10/27/90	Pat LaFontaine	Philadelphia	Ron Hextall (2), Ken Wregget (1)	5-2	10/18/07	Bill Guerin	at Washington	Olaf Kolzig	5-2
12/20/90	David Volek	Hartford	Peter Sidorkiewicz	4-2	3/7/09	Sean Bergenheim	New Jersey	Martin Brodeur (2), Empty Net (1)	7-3
12/23/90	Patrick Flatley	at Pittsburgh	Frank Pietrangelo	4-3	10/31/09	Jeff Tambellini	Buffalo	Ryan Miller (2), Patrick Lalime (1)	5-0
12/31/90	Derek King (4)	Quebec	Ron Tugnutt	6-3	12/3/09	Matt Moulson	at Atlanta	Ondrej Pavelec	4-1
10/15/91	Derek King	Pittsburgh	Tom Barrasso	6-7	3/2/10	Blake Comeau	Chicago	Cristobal Huet	5-3
11/30/91	Pierre Turgeon	Washington	Mike Liut	8-1	10/23/10	John Tavares	at Florida	Thomas Vokoun	3-4
12/10/91	Ray Ferraro	St. Louis	Curtis Joseph	7-7	1/15/11	John Tavares	Buffalo	Ryan Miller	5-3
1/1/92	Derek King	at Washington	Don Beaupre	5-8	2/13/11	Michael Grabner	at Buffalo	Ryan Miller	7-6
1/7/92	Ray Ferraro (4)	at Detroit	Tim Cheveldae	5-2	2/21/11	Matt Moulson	Florida	Thomas Vokoun	5-1
2/20/92	Pierre Turgeon	NY Rangers	John Vanbiesbrouck	6-2	10/15/11	John Tavares	at NY Rangers	Henrik Lundqvist	4-2
4/15/92	Steve Thomas (4)	New Jersey	Chris Terreri (2), Martin Brodeur (2)	7-0	12/3/11	Matt Moulson (4)	at Dallas	Andrew Raycroft	5-4
10/24/92	Benoit Hogue	Hartford	Sean Burke	4-2	2/16/13	John Tavares	New Jersey	Johna Hedberg	5-1
11/22/92	Pierre Turgeon	at Edmonton	Bill Ranford	5-5	1/6/14	John Tavares	Dallas	Kari Lehtonen	7-3
1/16/93	Pierre Turgeon	at New Jersey	Chris Terreri	5-3	10/25/14	Frans Nielsen	Dallas	Anders Lindback	7-5
2/20/93	Pierre Turgeon	Pittsburgh	Tom Barrasso	4-2	1/16/15	Kyle Okposo (4)	Pittsburgh	Marc-Andre Fleury	6-3
4/16/93	Pierre Turgeon	New Jersey	Chris Terreri (1), Craig Billington (2)	8-4	1/12/16	Brock Nelson	Columbus	Anton Forsberg	5-2
10/23/93	Derek King	Ottawa	Darrin Madeley	5-5	2/7/16	Kyle Okposo	Edmonton	Cam Talbot	8-1
11/17/93	Pierre Turgeon	at Ottawa	Daniel Berthiaume (2), Craig Billington (1)	8-1	1/13/17	John Tavares	at Florida	Roberto Luongo	5-2
11/27/93	Steve Thomas	NY Rangers	Mike Richter (2), Glenn Healy (1)	6-4	10/24/17	John Tavares	Arizona	Louis Domingue	5-3
11/30/93	Travis Green	Washington	Rick Tabaracci	6-4	10/28/17	John Tavares	at Nashville	Juuse Saros	6-2
2/1/94	Patrick Flatley	San Jose	Arturs Irbe	5-4	12/14/17	Josh Bailey	at Columbus	Sergei Bobrovsky	4-6
3/9/94	Pierre Turgeon	at Vancouver	Kay Whitmore	4-5	12/23/17	Mathew Barzal	Winnipeg	Steve Mason	5-2
2/4/96	Niklas Andersson	Dallas	Allan Bester	5-3	2/9/18	Brock Nelson	Detroit	Petr Mrazek	7-6
3/3/96	Zigmund Palffy	Winnipeg	Nikolai Khabibulin	5-7	11/15/18	Anthony Beauvillier	NY Rangers	Alexandar Georgiev	7-5
3/5/96	Zigmund Palffy	Boston	Bill Ranford	5-3	12/29/18	Mathew Barzal	at Toronto	Garret Sparks	4-0
1/24/97	Derek King	at Hartford	Sean Burke	5-2	2/21/20	Jordan Eberle	Detroit	Jonathan Bernier	4-1
3/29/97	Zigmund Palffy	Boston	Jim Carey(1), Paxton Schafer (2)	8-2	4/1/21	Mathew Barzal	Washington	Igor Samsonov	8-4
10/16/97	Zigmund Palffy	at San Jose	Mike Vernon	5-2	11/4/21	Brock Nelson (4)	at Montreal	Jake Allen	6-2
11/26/97	Robert Reichel	NY Rangers	Mike Richter	4-1	3/10/22	Anders Lee	Columbus	Joonas Korpisalo	6-0
1/28/98	Zigmund Palffy	Philadelphia	Garth Snow	6-1	3/19/22	Brock Nelson	Dallas	Jake Oettinger (2), Empty Net (1)	4-2
4/17/99	Zigmund Palffy	at Pittsburgh	Tom Barrasso (1), Peter Skudra (2)	7-2	4/3/22	Jean-Gabriel Pageau	at New Jersey	Nico Daws	4-3
4/9/00	Mariusz Czerkawski	Florida	Trevor Kidd	3-2					
10/11/01	Mark Parrish	at New Jersey	Martin Brodeur (2),	6-4					



PENALTY SHOTS FOR (65)

PLAYER	DATE	OPPONENT	GOALTENDER	SCORE	PLAYER	DATE	OPPONENT	GOALTENDER	SCORE
Bill Harris	10/12/72	Los Angeles	Vachon	Failed	Robert Nilsson	3/4/06	Philadelphia	Nittymaki	Failed
Ralph Stewart	3/5/74	Pittsburgh	Brown	Failed	Sean Bergenheim	3/31/06	Pittsburgh	Caron	Failed
Lorne Henning	2/1/75	at Detroit	Rutherford	Scored	Miroslav Satan	4/17/06	at Pittsburgh	Flcury	Failed
Bryan Trottier	1/27/76	Minnesota	Maniago	Failed	Ryan Smyth	3/13/07	at Montreal	Aebischer	Scored
Clark Gillies	11/13/77	at Washington	Wolfe	Scored	Richard Park	10/27/07	Carolina	Grahame	Failed
Anders Kallur	12/14/80	at Winnipeg	Hamel	Failed	Kyle Okposo	10/10/08	at New Jersey	Brodeur	Failed
Clark Gillies	12/8/82	at Detroit	Micallef	Failed	Doug Weight	10/25/08	Carolina	Ward	Failed
Bob Bourne	2/17/83	Pittsburgh	Herron	Failed	Sean Bergenheim	2/26/09	Toronto	Toskala	Failed
Bryan Trottier	1/5/85	Buffalo	Barrasso	Failed	Doug Weight	10/31/09	Buffalo	Lalime	Failed
Brent Sutter	12/26/86	at Washington	Mason	Failed	Kyle Okposo	1/19/10	at Pittsburgh	Johnson	Failed
Alan Kerr	2/26/87	Pittsburgh	Riggin	Failed	Frans Nielsen	10/30/10	at Philadelphia	Bobrovsky	Scored
Mario Lemieux	1/19/88	Pittsburgh	Pietrangelo	Scored	Frans Nielsen	12/9/10	at Boston	Rask	Scored
Marty McInnis	3/8/92	at Buffalo	Draper	Failed	Michael Grabner	2/11/11	Pittsburgh	Johnson	Failed
Pierre Turgeon	11/7/92	Tampa Bay	Jablonski	Scored	Matt Martin	3/8/11	Toronto	Reimer	Failed
Benoit Hogue	2/16/93	Edmonton	Tugnutt	Scored	Michael Grabner	11/25/11	New Jersey	Hedberg	Failed
Zigmund Palffy	4/14/94	at Florida	Vanbiesbrouck	Failed	Michael Grabner	1/12/12	Philadelphia	Bobrovsky	Failed
Benoit Hogue	1/24/95	Philadelphia	Hextall	Scored	Michael Grabner	4/5/12	Winnipeg	Mason	Scored
Wendel Clark	12/21/95	at Dallas	Wakaluk	Failed	John Tavares	2/9/13	Buffalo	Miller	Failed
Robert Reichel	1/14/98	at Tampa Bay	Bierk	Scored	David Ullstrom	2/16/13	New Jersey	Hedberg	Failed
Tom Chorske	3/7/98	Colorado	Roy	Scored	Michael Grabner	2/28/13	Toronto	Reimer	Failed
Claude Lapointe	10/22/98	at NY Rangers	Richter	Failed	Frans Nielsen	12/3/13	Pittsburgh	Flcury	Failed
Mariusz Czerkawski	12/4/98	at Washington	Tabaracci	Failed	Cal Clutterbuck	12/20/13	at NY Rangers	Lundqvist	Scored
Brad Isbister	1/10/00	Phoenix	Burke	Scored	Michael Grabner	2/4/14	at Washington	Neuvirth	Failed
Claude Lapointe	1/12/00	at Florida	Vernon	Failed	John Tavares	10/12/15	Winnipeg	Pavelec	Failed
Olli Jokinen	3/4/00	Buffalo	Hasek	Scored	Mikhail Grabovski	10/17/15	San Jose	Stalock	Failed
Brad Isbister	3/16/00	at Atlanta	Rhodes	Failed	Jason Chimera	2/14/17	at Toronto	Andersen	Scored
Tim Connolly	3/21/00	Pittsburgh	Aubin	Scored	John Tavares	2/18/17	at New Jersey	Schneider	Failed
Brad Isbister	10/11/00	at Toronto	Healy	Failed	Anthony Beauvillier	3/30/19	Buffalo	Hutton	Failed
Dave Scatchard	2/27/01	New Jersey	Brodeur	Failed	Nick Leddy	10/25/19	at Ottawa	Nilsson	Scored
Brad Isbister	2/10/02	at Minnesota	Roloson	Failed	Cole Bardreau	11/5/19	Ottawa	Anderson	Scored
Brad Isbister	10/15/02	Nashville	Vokoun	Failed					
Dave Scatchard	11/12/02	Ottawa	Prusek	Failed					
Michael Peca	11/19/03	at Florida	Luongo	Failed					
Jason Blake	1/24/04	at Atlanta	Nurminen	Failed					
Miroslav Satan	10/10/05	Florida	Luongo	Failed					

Totals: Scored: 19 Failed: 46

PENALTY SHOTS AGAINST (56)

PLAYER	DATE	OPPONENT	GOALTENDER	SCORE	PLAYER	DATE	OPPONENT	GOALTENDER	SCORE
Pit Martin	11/8/72	at Chicago	Desjardins	Failed	Evgeni Malkin	3/22/07	Pittsburgh	DiPietro	Failed
Hartland Monahan	1/16/77	at Washington	Resch	Scored	Stephen Weiss	12/07/07	at Florida	DiPietro	Failed
Ron Sedlbauer	11/19/77	Vancouver	Smith	Failed	Eric Perrin	2/28/08	at Atlanta	DiPietro	Scored
Don Murdoch	1/28/78	NY –Rangers	Resch	Failed	Simon Gagne	2/14/09	at Philadelphia	Danis	Scored
Ron Sedlbauer	3/7/78	Vancouver	Resch	Failed	Tom Kostopoulos	4/2/09	Montreal	Danis	Failed
Rick MacLeish	3/20/78	at Philadelphia	Smith	Scored	Clarke MacArthur	10/16/09	Buffalo	Roloson	Scored
Ross Lonsberry	12/5/78	Pittsburgh	Resch	Failed	Marian Gaborik	10/11/10	NY Rangers	DiPietro	Failed
Charlie Simmer	11/24/79	at Los Angeles	Smith	Failed	Benoit Pouliot	10/27/10	at Montreal	Roloson	Failed
Michel Goulet	1/26/84	Quebec	Hrudey	Scored	Dustin Brown	11/13/10	at Los Angeles	Roloson	Scored
Bill Gardner	10/13/84	Chicago	Hrudey	Scored	Evander Kane	12/11/10	Atlanta	DiPietro	Failed
Ron Sutter	11/18/84	at Philadelphia	Hrudey	Failed	Kris Letang	12/29/10	Pittsburgh	DiPietro	Failed
Doug Wilson	1/13/85	at Chicago	Smith	Failed	Daniel Booth	3/19/11	at Florida	DiPietro	Failed
Joe Mullen	12/2/86	at Calgary	Hrudey	Scored	Tomas Kopecky	10/22/11	at Florida	Nabokov	Failed
Mario Lemieux	1/19/88	Pittsburgh	Hrudey	Scored	Evander Kane	11/3/11	Winnipeg	DiPietro	Failed
Doug Gilmour	10/7/89	at Calgary	Fitzpatrick	Failed	Thomas Vanek	1/14/12	Buffalo	Nabokov	Failed
Brett Hull	12/31/92	at St. Louis	Healy	Failed	Michael Ferland	2/27/15	Calgary	Halak	Failed
Andrew Cassels	4/6/94	at Hartford	Hextall	Scored	Steven Stamkos	11/28/15	at Tampa Bay	Greiss	Failed
Rob Zamuner	1/11/97	at Tampa Bay	Salo	Scored	Joe Thornton	11/25/16	at San Jose	Greiss	Failed
Dan Kesa	1/13/00	at Tampa Bay	Luongo	Failed	Matt Nieto	1/6/17	vs. Colorado	Greiss	Failed
Miroslav Satan	3/4/00	Buffalo	Weekes	Failed	Jeff Skinner	3/13/17	at Carolina	Greiss	Scored
Patrik Elias	12/01/00	at New Jersey	Vanbiesbrouck	Failed	Nolan Patrick	11/24/17	at Philadelphia	Greiss	Failed
Markus Naslund	3/21/02	Vancouver	Osgood	Failed	Darren Archibald	3/5/18	at Vancouver	Halak	Scored
Michael Nylander	12/21/02	Washington	DiPietro	Failed	Connor McDavid	3/8/18	at Edmonton	Gibson	Failed
Mats Sundin	2/25/03	at Toronto	Snow	Failed	Michael Bunting	1/23/23	at Toronto	Sorokin	Failed
Patrick Elias	12/10/03	at New Jersey	Snow	Failed	William Carrier	1/28/23	vs. Vegas	Varlamov	Failed
Erik Cole	4/2/04	at Carolina	DiPietro	Failed					
Patrick Stefan	10/25/05	Atlanta	DiPietro	Failed					
Dany Heatley	11/05/05	at Ottawa	DiPietro	Failed					
Peter Schaefer	12/30/05	at Ottawa	Snow	Failed					
Vincent Lecavalier	1/02/06	Tampa Bay	Snow	Scored					
Martin Straka	2/02/06	Rangers	DiPietro	Scored					
Eric Cole	1/6/07	at Carolina	DiPietro	Failed					
Marian Hossa	2/1/07	at Atlanta	Dunham	Failed					

Totals: Scored: 16 Failed: 42



TOP-TEN LISTS

GAMES

Bryan Trottier	1123
Denis Potvin	1060
Josh Bailey	1057
Bob Nystrom	900
Clark Gillies	872
Bob Bourne	814
MATT MARTIN	766
BROCK NELSON	758
Mike Bossy	752
CASEY CIZIKAS	745

GOALS

Mike Bossy	573
Bryan Trottier	500
Denis Potvin	310
Clark Gillies	304
Pat LaFontaine	287
Brent Sutter	287
John Tavares	272
BROCK NELSON	241
ANDERS LEE	240
Bob Bourne	238

ASSISTS

Bryan Trottier	853
Denis Potvin	742
Mike Bossy	553
Josh Bailey	396
Clark Gillies	359
John Tavares	349
John Tonelli	338
Patrick Flatley	328
Brent Sutter	323
Stefan Persson	317

POINTS

Bryan Trottier	1353
Mike Bossy	1126
Denis Potvin	1052
Clark Gillies	663
John Tavares	621
Brent Sutter	610
Josh Bailey	580
Pat LaFontaine	566
John Tonelli	544
Bob Bourne	542

PLUS/MINUS

Bryan Trottier	467
Denis Potvin	456
Mike Bossy	380
Clark Gillies	244
John Tonelli	215
Stefan Persson	176
Bob Bourne	162
David Lewis	146
Ken Morrow	142
Gerry Hart	132

OT GOALS

John Tavares	11
BROCK NELSON	7
Josh Bailey	6

Kyle Okposo	6
Thomas Hickey	5
Anthony Beauvillier	5
Mike Bossy	4
Pat LaFontaine	4
Pierre Turgeon	4
MATHEW BARZAL	3
RYAN PULOCK	3
Michael Grabner	3
Roman Hamrlik	3
Trent Hunter	3
Oleg Kvasha	3

PENALTY MINUTES

Mick Vukota	1879
Rich Pilon	1525
Garry Howatt	1466
Denis Potvin	1356
Bob Nystrom	1248
MATT MARTIN	942
Duane Sutter	893
Clark Gillies	891
Eric Cairns	814
Bryan Trottier	798

POWER PLAY GOALS

Mike Bossy	180
Bryan Trottier	158
Denis Potvin	127
Clark Gillies	92
Brent Sutter	90
John Tavares	83
Derek King	81
Pat LaFontaine	79
ANDERS LEE	68
BROCK NELSON	51

SHORTHANDED GOALS

Anders Kallur	19
Butch Goring	18
Lorne Henning	18
Bryan Trottier	17
Bob Bourne	16
Frans Nielsen	15
Shawn Bates	13
Brent Sutter	12
CAL CLUTTERBUCK	11
Michael Grabner	11
Claude Lapointe	11

GAME-WINNING GOALS

Mike Bossy	80
Bryan Trottier	69
Denis Potvin	44
John Tavares	42
Clark Gillies	41
BROCK NELSON	39
ANDERS LEE	38
Bob Nystrom	38

SHOTS

Denis Potvin	3050
Mike Bossy	2709
Bryan Trottier	2626
Clark Gillies	2124
John Tavares	2110
Bob Nystrom	1823
ANDERS LEE	1701
BROCK NELSON	1668
Brent Sutter	1661
Pat LaFontaine	1639

HAT TRICKS

Mike Bossy	39
Bryan Trottier	16
John Tavares	8
Pierre Turgeon	8
Pat LaFontaine	7
Derek King	6
Ziggy Palffy	6
Brent Sutter	6
Jason Blake	5
Denis Potvin	5

CONSECUTIVE GAMES

Billy Harris	576
BROCK NELSON	316
Bob Nystrom	301
ANDERS LEE	295
MATHEW BARZAL	284
Matt Moulson	284
RYAN PULOCK	263
Denis Potvin	262
John Tavares	246
J.P. Parise	240

EMPTY NET GOALS

Bryan Trottier	27
John Tavares	20
Mike Bossy	15
BROCK NELSON	13
Jason Blake	11
CAL CLUTTERBUCK	10
CASEY CIZIKAS	8
ANDERS LEE	8
Michael Grabner	8
Frans Neilsen	8
Brent Sutter	8

PENALTY SHOT GOALS

Benoit Hogue	2
Frans Nielsen	2

PENALTY SHOT ATTEMPTS

Michael Grabner	6
Brad Isbister	5
Frans Neilsen	3
John Tavares	3

SEASON OVERTIME RECORD

SEASON	OVERALL					HOME				ROAD			
	GP	W	L*	T	PCT**	GP	W	L	T	GP	W	L	T
1983-84	10	3	3	4	.500	2	0	1	1	8	3	2	3
1984-85	15	1	8	6	.266	7	1	3	3	8	0	5	3
1985-86	17	4	1	12	.588	7	0	0	7	10	4	1	5
1986-87	20	5	3	12	.550	9	3	1	5	11	2	2	7
1987-88	13	3	0	10	.615	8	2	0	6	5	1	0	4
1988-89	11	3	3	5	.500	5	2	0	3	6	1	3	2
1989-90	16	3	2	11	.531	9	1	0	8	7	2	2	3
1990-91	15	2	3	10	.467	7	0	1	6	8	2	2	4
1991-92	16	3	2	11	.531	8	1	2	5	8	2	0	6
1992-93	13	3	3	7	.500	5	0	2	3	8	3	1	4
1993-94	19	5	2	12	.579	6	2	0	4	13	3	2	8
1994-95	7	1	1	5	.500	3	0	0	3	4	1	1	2
1995-96	17	2	5	10	.412	9	1	2	6	8	1	3	4
1996-97	17	3	2	12	.529	7	2	1	4	10	1	1	8
1997-98	13	0	2	11	.423	5	0	1	4	8	0	1	7
1998-99	17	1	6	10	.353	11	0	4	7	6	1	2	3
1999-00	15	5	1	9	.633	8	2	1	5	7	3	0	4
2000-01	12	2	3	7	.458	3	1	1	1	9	1	2	6
2001-02	18	6	4	8	.555	10	3	2	5	8	3	2	3
2002-03	18	5	2	11	.583	8	3	0	5	10	2	2	6
2003-04	17	2	4	11	.441	6	1	1	4	11	1	3	7
2004-05													
NO NHL SEASON DUE TO LOCKOUT													
2005-06	6	3	3	-	.500	4	2	2	-	2	1	1	-
2006-07	9	2	7	-	.222	7	2	5	-	2	0	2	-
2007-08	11	5	6	-	.455	7	3	4	-	4	2	2	-
2008-09	7	3	4	-	.429	3	1	2	-	4	2	2	-
2009-10	11	6	5	-	.545	3	1	2	-	8	5	3	-
2010-11	14	7	7	-	.500	3	2	1	-	11	5	6	-
2011-12	10	3	7	-	.300	6	2	4	-	4	1	3	-
2012-13	6	2	4	-	.333	3	0	3	-	3	2	1	-
2013-14	9	4	5	-	.444	6	2	4	-	3	2	1	-
2014-15	7	6	1	-	.857	3	3	0	-	4	3	1	-
2015-16	11	6	5	-	.545	4	0	4	-	7	6	1	-
2016-17	14	6	8	-	.429	8	3	5	-	6	3	3	-
2017-18	14	7	7	-	.500	7	4	3	-	7	3	4	-
2018-19	8	6	2	-	.750	4	3	1	-	4	3	1	-
2019-20	15	8	7	-	.533	10	5	5	-	5	3	2	-
2020-21	8	4	4	-	.500	2	1	1	-	6	3	3	-
2021-22	5	1	4	-	.200	3	1	2	-	2	0	2	-
2022-23	9	5	4	-	.555	4	3	1	-	5	2	3	-
TOTALS	490	146	150	194	.496	223	63	72	95	260	83	78	99

Overtime records do not reflect results from shootouts.

* Starting in the 1999-00 season, an overtime loss earns one point for the losing team. Starting in the 2005-06 season, ties were eliminated.

** Percentage is calculated by dividing the number of points earned via wins and ties, by the number of possible points (Points awarded for OT losses are not counted in these percentages)

GOALTENDERS OVERTIME RECORD

Jean-Francois Berube 1-2-0	Christopher Gibson 1-3-0	Joey MacDonald 2-4-0	Dwayne Roloson 8-2-0
Martin Biron 1-3-0	Thomas Greiss 18-10-0	Roland Melanson 1-3-2	Tommy Salo 5-5-21
Marcel Cousineau 0-1-0	Jeff Hackett 4-2-1	Jamie McLennan 3-2-9	Bill Smith 5-6-19
Yann Danis 1-1-0	Jaroslav Halak 11-10-0	Al Montoya 2-6-0	Garth Snow 6-4-12
Rick DiPietro 10-21-8	Glenn Healy 5-3-21	Evgeni Nabokov 7-9-0	Tommy Soderstrom 0-3-9
Wade Dubielewicz 2-0-0	Ron Hextall 3-1-6	Michal Neuvirth 1-0-0	ILYA SOROKIN 8-9-0
Mike Dunham 0-2-0	Kelly Hrudey 10-9-26	Anders Nilsson 1-2-0	Chris Terreri 0-0-1
Eric Fichaud 1-3-9	Nathan Lawson 0-1-0	Chris Osgood 7-4-10	John Vanbiesbrouck 1-2-5
Mark Fitzpatrick 4-3-17	Robin Lehner 3-2-0	Kevin Poulin 2-0-0	SEMYON VARLAMOV 6-7-0
Wade Flaherty 0-1-6	Roberto Luongo 2-0-1	Felix Potvin 1-2-4	Kevin Weekes 2-1-4

Overtime records do not reflect results from shootouts.



REGULAR SEASON OVERTIME GOALS FOR (146)

DATE	PLAYER	OPPONENT	SCORE	TIME	DATE	PLAYER	OPPONENT	SCORE	TIME
10/8/83	Bob Bourne	at Washington	8-7	0:24	1/17/06	Oleg Kvasha	at Chicago	2-1	3:02
12/28/83	Stefan Persson	at Los Angeles	6-5	4:54	10/21/06	Tom Poti	Carolina	4-3	0:23
2/19/84	John Tonelli	at New Jersey	5-4	3:40	2/27/07	Trent Hunter	Philadelphia	6-5	4:29
10/13/84	Mike Bossy	Chicago	7-6	0:54	10/20/07	Bill Guerin	New Jersey	4-3	4:56
10/12/85	Bryan Trottier	at Los Angeles	5-4	0:48	12/8/07	Mike Sillinger	at Tampa Bay	3-2	4:32
11/24/85	Greg Gilbert	at Rangers	4-3	1:57	12/22/07	Richard Park	Washington	3-2	3:43
12/31/85	Mikko Makela	at Detroit	5-4	0:53	12/26/07	Mike Comrie	Toronto	4-3	4:50
2/2/86	Mike Bossy	at New Jersey	3-2	3:28	2/28/08	Trent Hunter	at Atlanta	5-4	1:09
11/8/86	Patrick Flatley	Detroit	2-1	4:11	10/16/08	Trent Hunter	at Tampa Bay	4-3	0:51
11/18/86	Mike Bossy	at Quebec	4-3	4:45	11/3/08	Chris Campoli	Columbus	4-3	3:13
12/23/86	Mike Bossy	Pittsburgh	4-3	3:25	3/12/09	Kyle Okposo	at Montreal	3-2	0:26
1/24/87	Ari Haanpaa	at Quebec	2-1	2:28	10/30/09	Mark Streit	at Washington	4-3	0:53
3/14/87	Pat LaFontaine	New Jersey	7-6	1:01	11/13/09	Kyle Okposo	at Carolina	4-3	4:45
11/1/87	Pat LaFontaine	at Boston	6-5	1:41	11/23/09	Josh Bailey	at Toronto	4-3	4:17
11/7/87	Rich Kromm	Detroit	4-3	1:46	12/12/09	Frans Nielsen	Boston	3-2	0:24
11/10/87	Brad Lauer	Washington	4-3	4:25	12/26/09	Kyle Okposo	at NY Rangers	3-2	4:13
11/5/88	Pat LaFontaine	Washington	4-3	0:10	3/27/10	Josh Bailey	at Columbus	4-3	2:58
3/11/89	Pat LaFontaine	New Jersey	3-2	1:04	10/18/10	John Tavares	at Toronto	2-1	3:26
3/29/89	Alan Kerr	at New Jersey	5-4	0:27	10/21/10	Matt Moulson	at Tampa Bay	3-2	1:56
12/19/89	Don Maloney	New Jersey	5-4	3:18	12/22/10	John Tavares	Tampa Bay	2-1	3:23
2/6/90	Don Maloney	at Pittsburgh	8-7	4:28	12/31/10	PA Parenteau	at Detroit	4-3	3:57
2/10/90	Randy Wood	at Boston	4-3	2:13	1/8/11	John Tavares	at Colorado	4-3	3:52
11/15/90	Brent Sutter	at Calgary	5-4	4:18	2/13/11	Michael Grabner	at Buffalo	7-6	2:55
12/23/90	Patrick Flatley	at Pittsburgh	4-3	4:29	3/8/11	Blake Comeau	Toronto	4-3	4:02
2/6/92	Ray Ferraro	at Vancouver	5-4	2:48	1/21/12	John Tavares	Carolina	2-1	3:58
2/17/92	Tom Fitzgerald	Winnipeg	5-4	2:55	2/3/12	Mark Eaton	at Ottawa	2-1	2:35
2/28/92	Steve Thomas	at New Jersey	3-2	3:48	3/11/12	Mark Streit	Los Angeles	2-1	1:36
12/15/92	Derek King	at St. Louis (at Dallas)	4-3	2:33	1/31/13	Brad Boyes	at New Jersey	5-4	2:01
2/28/93	Pierre Turgeon	at Hartford	7-6	2:39	2/28/13	Thomas Hickey	at Montreal	4-3	3:12
4/2/93	Pierre Turgeon	at Rangers	3-2	3:41	1/2/14	Kyle Okposo	Chicago	3-2	0:58
10/10/93	Pierre Turgeon	at Anaheim	4-3	2:43	1/10/14	Michael Grabner	at Dallas	2-1	1:46
11/21/93	Pierre Turgeon	at Philadelphia	5-4	0:24	2/27/14	Lubomir Visnovsky	Toronto	5-4	1:55
12/26/93	Benoit Hogue	Buffalo	4-3	2:28	3/4/14	Michael Grabner	at Edmonton	3-2	3:53
3/22/94	Vladimir Malakhov	Tampa Bay	5-4	3:59	11/5/14	John Tavares	at Anaheim	3-2	2:18
4/5/94	Benoit Hogue	at Washington	4-3	3:34	11/26/14	John Tavares	Washington	3-2	4:36
2/2/95	Ray Ferraro	at Philadelphia	5-4	1:47	12/2/14	Thomas Hickey	Ottawa	3-2	3:06
10/31/95	Bob Sweeney	at Florida	5-4	3:56	12/29/14	Johnny Boychuk	Washington	4-3	2:53
1/30/96	Mathieu Schneider	Buffalo	5-4	2:19	1/9/15	John Tavares	at New Jersey	3-2	3:05
11/13/96	Bryan McCabe	Vancouver	5-4	0:45	3/9/15	John Tavares	at Toronto	4-3	4:38
2/15/97	Claude Lapointe	Florida	1-0	2:46	10/24/15	Mikhail Grabovski	at St. Louis	3-2	4:00
3/26/97	Bryan Berard	at Buffalo	3-2	1:00	12/12/15	Kyle Okposo	at Columbus	3-2	2:16
12/17/98	Bryan Berard	at Los Angeles	5-4	2:00	2/25/16	Josh Bailey	at Calgary	2-1	4:42
11/4/99	Jamie Heward	Montreal	2-1	0:47	3/3/16	Kyle Okposo	at Winnipeg	4-3	2:20
1/29/00	Mathieu Biron	at San Jose	3-2	2:43	3/26/16	Cal Clutterbuck	at Carolina	4-3	4:46
2/10/00	Tim Connolly	Tampa Bay	5-4	3:49	4/5/16	Thomas Hickey	at Washington	4-3	2:13
3/5/00	Mariusz Czerkawski	at Philadelphia	4-3	0:59	10/16/16	Josh Bailey	Anaheim	3-2	0:54
3/10/00	Olli Jokinen	at Dallas	4-3	3:34	11/28/17	Thomas Hickey	Calgary	2-1	1:53
2/22/01	Roman Hamrlik	Philadelphia	4-3	4:42	2/6/17	Brock Nelson	Toronto	6-5	2:42
3/20/01	Roman Hamrlik	at St. Louis	4-3	0:23	3/9/17	Andrew Ladd	at Vancouver	4-3	1:33
10/18/01	Radek Martinek	Carolina	2-1	3:43	3/14/17	John Tavares	at Carolina	3-2	0:34
10/26/01	Mariusz Czerkawski	at Carolina	3-2	3:01	4/4/17	Thomas Hickey	at Nashville	2-1	1:25
10/28/01	Michael Peca	Dallas	3-2	3:25	11/22/17	Josh Bailey	Philadelphia	4-3	0:32
12/29/01	Alexei Yashin	Montreal	6-5	1:10	11/24/17	Nick Leddy	at Philadelphia	5-4	2:44
2/12/02	Michael Peca	at Philadelphia	1-0	4:51	12/16/17	Jordan Eberle	Los Angeles	4-3	1:54
4/4/02	Oleg Kvasha	at Boston	2-1	3:29	12/27/17	Mathew Barzal	Buffalo	3-2	1:08
10/15/02	Adrian Aucoin	Nashville	4-3	1:50	1/15/18	John Tavares	at Montreal	5-4	1:51
12/30/02	Roman Hamrlik	Florida	2-1	4:03	2/9/18	Brock Nelson	Detroit	7-6	3:15
12/31/02	Jason Blake	at Buffalo	1-0	1:36	4/7/18	John Tavares	at Detroit	4-3	3:16
1/16/03	Oleg Kvasha	at St. Louis	3-2	1:59	10/4/18	Josh Bailey	at Carolina	2-1	0:43
3/1/03	Jason Blake	Buffalo	2-1	2:42	11/23/18	Mathew Barzal	at New Jersey	4-3	3:40
12/26/03	Mark Parrish	at New Jersey	4-3	1:25	1/3/19	Devon Toews	Chicago	3-2	1:48
2/3/04	Adrian Aucoin	Vancouver	5-4	0:36	1/15/19	Valtteri Filppula	St. Louis	2-1	1:37
11/1/05	Shawn Bates	Boston	4-3	4:31	2/9/19	Ryan Pulock	Colorado	4-3	2:23
1/4/06	Mark Parrish	Florida	4-3	2:15	3/17/19	Brock Nelson	at Minnesota	3-2	1:04



REGULAR SEASON OVERTIME GOALS FOR continued

DATE	PLAYER	OPPONENT	SCORE	TIME	DATE	PLAYER	OPPONENT	SCORE	TIME
10/14/19	Devon Toews	St. Louis	3-2	1:13					
10/19/19	Brock Nelson	at Columbus	3-2	0:33					
11/19/19	Brock Nelson	at Pittsburgh	5-4	2:55					
11/21/19	Brock Nelson	Pittsburgh	4-3	4:16					
12/5/19	Ryan Pulock	Vegas	3-2	3:20					
12/14/19	Anthony Beauvillier	Buffalo	3-2	3:04					
1/7/20	Anders Lee	at New Jersey	4-3	4:09					
2/4/20	Anthony Beauvillier	Dallas	4-3	2:52					
3/22/21	Anthony Beauvillier	at Philadelphia	2-1	3:41					
3/25/21	Anthony Beauvillier	at Boston	4-3	0:21					
4/11/21	Ryan Pulock	NY Rangers	3-2	1:13					
4/18/21	Nick Leddy	at Philadelphia	1-0	2:23					
1/1/22	Noah Dobson	Edmonton	3-2	3:52					
11/7/22	Noah Dobson	Calgary	4-3	4:02					
11/12/22	Zach Parise	Columbus	4-3	0:39					
11/21/22	Anthony Beauvillier	at Toronto	3-2	1:56					
1/28/23	Mathew Barzal	Vegas	2-1	4:28					
3/9/23	Brock Nelson	at Pittsburgh	4-3	2:13					



REGULAR SEASON OVERTIME GOALS AGAINST (150)

DATE	PLAYER	OPPONENT	SCORE	TIME	DATE	PLAYER	OPPONENT	SCORE	TIME
10/23/83	Peter Sundstrom	at Rangers	6-5	1:13	1/30/07	Henrik Zetterberg	Detroit	4-3	2:57
12/30/83	Paul MacLean	at Winnipeg	4-3	0:29	3/1/07	Lee Stempniak	St. Louis	3-2	0:25
3/10/84	Mike Eaves	Calgary	5-4	1:22	3/20/07	Filip Kuba	at Tampa Bay	4-3	0:55
11/1/84	Pierre Mondou	at Montreal	6-5	2:21	3/25/07	Michael Nylander	NY Rangers	2-1	4:11
11/9/84	Reijo Ruotsalainen	at Rangers	5-4	0:57	11/26/07	Mike Modano	Dallas	3-2	0:35
12/8/84	Greg Malone	Hartford	4-3	4:27	1/3/08	Jassen Cullimore	Florida	4-3	1:33
12/27/84	Doug Jarvis	Washington	5-4	4:10	1/5/08	Marek Svatos	at Colorado	2-1	2:05
1/15/85	Jere Gillis	at Vancouver	6-5	1:54	1/21/08	Cory Stillman	Carolina	3-2	0:52
1/19/85	Dave Taylor	at Los Angeles	6-5	3:28	2/9/08	Brent Burns	at Minnesota	4-3	2:34
2/24/85	Bob Gainey	at Montreal	4-3	0:44	4/1/08	Zach Parise	New Jersey	2-1	0:29
3/5/85	Dave Poulin	Philadelphia	5-4	2:18	10/30/08	Jeff Carter	at Philadelphia	3-2	4:37
11/17/85	Murray Craven	at Philadelphia	5-4	3:52	12/10/08	Alexander Ovechkin	Washington	5-4	4:49
10/30/86	Aaron Broten	at New Jersey	7-6	4:22	1/19/09	Alexander Ovechkin	Washington	2-1	1:46
11/11/86	Glenn Anderson	Edmonton	3-2	2:19	3/10/09	Mikhail Grabovski	at Toronto	3-2	0:50
12/31/86	Tomas Sandstrom	at NY Rangers	4-3	4:37	10/8/09	Mike Fisher	at Ottawa	3-2	0:32
10/9/88	Steve Duchesne	at Los Angeles	6-5	3:17	10/24/09	Brooks Laich	Washington	3-2	1:00
10/29/88	Tommy Albelin	at Quebec	3-2	2:33	10/26/09	Roman hamriik	at Montreal	3-2	1:32
11/16/88	Mats Naslund	at Montreal	5-4	1:06	3/19/10	Saku Koivu	at Anaheim	5-4	0:14
11/28/89	John MacLean	at New Jersey	3-2	3:30	4/11/10	Jordan Leopold	Pittsburgh	6-5	4:25
2/22/90	Randy Gilhen	at Pittsburgh	4-3	4:26	10/15/10	Alex Goligoski	at Pittsburgh	3-2	1:51
1/9/91	Brian Skrudland	at Montreal	4-3	2:30	11/21/10	Dustin Byfuglien	at Atlanta	2-1	1:30
1/27/91	Kelly Miller	at Washington	5-4	4:21	11/24/10	Jakub Voracek	Columbus	4-3	2:31
1/31/91	Dale Hunter	Washington	4-3	1:44	2/24/11	Andrej Meszaros	at Philadelphia	4-3	4:42
10/15/91	Phil Bourque	Pittsburgh	7-6	2:30	3/1/11	Alex Ovechkin	at Washington	2-1	1:55
12/5/91	Sylvain Turgeon	Montreal	5-4	2:52	3/12/11	Anssi Salmela	at New Jersey	3-2	3:09
11/7/92	Doug Crossman	Tampa Bay	6-5	1:16	3/18/11	Joni Pitkanen	at Carolina	3-2	3:58
12/12/92	Russ Romaniuk	Winnipeg	4-3	1:41	10/29/11	Brent Burns	San Jose	3-2	1:07
4/14/93	Mark Janssens	at Hartford	5-4	1:08	11/10/11	Kyle Quincey	at Colorado	4-3	2:39
1/19/94	Chris Gratton	at Tampa Bay	4-3	4:20	11/23/11	Danny Briere	Philadelphia	4-3	2:34
2/24/94	Rod Brind'Amour	at Philadelphia	5-4	1:25	12/8/11	Patrick Sharp	Chicago	3-2	1:34
2/20/95	Donald Brashear	at Montreal	3-2	1:54	1/24/12	Clarke MacArthur	Toronto	4-3	2:06
11/17/95	Peter Douris	at Anaheim	2-1	4:59	2/28/12	Alexander Ovechkin	at Washington	3-2	1:35
12/14/95	Steve Konowalchuk	at Washington	4-3	2:16	3/11/12	Marian Gaborik	at NY Rangers	4-3	4:54
2/3/96	Michal Pivonka	at Washington	6-5	1:21	1/27/13	Evander Kane	at Winnipeg	4-5	1:59
2/23/96	Rob Zamuner	Tampa Bay	3-2	4:45	2/28/13	Dion Phaneuf	Toronto	4-5	1:11
3/23/96	Steve Thomas	New Jersey	3-2	3:38	3/7/13	Marian Gaborik	NY Rangers	1-2	0:42
12/23/96	Ray Sheppard	Florida	4-3	1:46	4/13/13	Dan Girardi	NY Rangers	0-1	3:11
1/30/97	Jyrki Lumme	at Vancouver	2-1	1:30	10/22/13	Brad Richardson	Vancouver	4-5	2:16
1/10/98	Bates Battaglia	Carolina	2-1	1:59	11/30/13	Alex Ovechkin	Washington	2-3	2:07
3/28/98	Sylvain Cote	at Toronto	4-3	4:56	12/3/13	Sidney Crosby	Pittsburgh	2-3	3:44
12/12/98	Benoit Hogue	Tampa Bay	2-1	4:12	12/14/13	Max Pacioretty	Montreal	0-1	1:41
1/2/99	Marco Sturm	San Jose	4-3	1:47	3/6/14	Taylor Hall	at Edmonton	2-3	2:29
1/13/99	Adam Graves	at NY Rangers	4-3	3:08	3/3/15	Cody Eakins	at Dallas	2-3	2:18
3/4/99	Joe Nieuwendyk	Dallas	3-2	4:12	10/9/15	Patrick Kane	Chicago	2-3	1:49
3/14/99	Adam Graves	NY Rangers	3-2	4:05	10/29/15	Ron Hainsey	Carolina	2-3	2:21
4/14/99	Bryan Berard	at Toronto	3-2	0:42	12/5/15	Erik Karlsson	at Ottawa	2-3	3:34
1/17/00	Marian Hossa	Ottawa	4-3	3:57	2/18/16	Justin Williams	Washington	2-3	4:16
11/3/00	Craig Millar	at Tampa Bay	4-3	2:46	4/9/16	Brian Gionta	Buffalo	3-4	2:46
11/22/00	Theo Fleury	NY Rangers	4-3	4:25	11/12/16	Denis Malgin	at Florida	2-3	4:14
2/7/01	Maxim Afinogenov	at Buffalo	2-1	0:42	11/18/16	Kris Letang	Pittsburgh	2-3	1:24
10/13/01	Steve Yzerman	Detroit	5-4	2:32	12/4/16	Danny DeKeyser	Detroit	3-4	1:02
12/12/01	Scott Niedermayer	at New Jersey	3-2	1:25	12/16/16	Rasmus Ristolainen	at Buffalo	2-3	0:42
1/24/02	Alexei Morozov	Pittsburgh	5-4	1:29	1/6/17	Nathan MacKinnon	at Colorado	1-2	4:43
3/19/02	Cory Cross	at Toronto	3-2	2:11	1/22/17	Claude Giroux	Philadelphia	2-3	3:20
1/4/03	Martin Straka	at Pittsburgh	3-2	0:42	2/4/17	Ron Hainsey	Carolina	4-5	2:52
1/13/03	Jaromir Jagr	at Washington	4-3	4:23	3/18/17	Cam Atkinson	Columbus	2-3	1:19
12/10/03	Patrik Elias	at New Jersey	1-0	2:09	11/7/17	Connor McDavid	Edmonton	1-2	0:38
1/29/04	Glen Murray	at Boston	2-1	2:25	12/7/17	Matt Hunwick	at Pittsburgh	3-4	1:29
2/29/04	Ryan Malone	Pittsburgh	3-2	2:45	12/21/17	Hampus Lindholm	Anaheim	4-5	4:03
3/9/04	Pavol Demitra	at St. Louis	3-2	1:01	1/22/18	Nick Cousins	at Arizona	2-3	2:21
2/6/06	Vincent Lecavlier	Tampa Bay	3-2	4:05	2/5/18	Roman Josi	Nashville	4-5	3:42
3/24/06	Sidney Crosby	at Pittsburgh	4-3	3:28	3/3/18	Sidney Crosby	at Pittsburgh	2-3	3:48
4/13/06	Matt Stajan	Toronto	4-3	3:52	3/5/18	Brendan Leipsic	at Vancouver	3-4	2:47
10/19/06	Sergei Gonchar	Pittsburgh	4-3	3:33	10/24/18	Mike Hoffman	Florida	2-3	0:33
1/13/07	Scott Gomez	New Jersey	2-1	3:40	2/21/19	Connor McDavid	at Edmonton	3-4	1:22
1/26/07	Ilya Kovalchuk	at Atlanta	5-4	2:59	11/7/19	Bryan Rust	Pittsburgh	3-4	3:25



REGULAR SEASON OVERTIME GOALS AGAINST *continued*

DATE	PLAYER	OPPONENT	SCORE	TIME	DATE	PLAYER	OPPONENT	SCORE	TIME
11/23/19	Logan Couture	at San Jose	1-2	2:30					
1/11/20	Patrice Bergeron	Boston	2-3	1:33					
2/1/20	Quinn Hughes	Vancouver	3-4	0:42					
2/25/20	Mika Zibanejad	NY Rangers	3-4	0:28					
2/27/20	Colton Parayako	at St. Louis	2-3	3:23					
3/7/20	Vincent Trocheck	Carolina	2-3	1:36					
1/30/21	Scott Laughton	at Philadelphia	2-3	3:16					
1/31/21	Kevin Hayes	at Philadelphia	3-4	4:22					
2/27/21	Kris Letang	Pittsburgh	3-4	4:34					
5/10/21	Taylor Hall	at Boston	2-3	2:53					
10/21/21	Patrik Laine	at Columbus	3-2	1:49					
12/2/21	Erik Karlsson	San Jose	2-1	0:39					
12/4/21	Moritz Seider	at Detroit	4-3	3:33					
4/19/22	Aleksander Barkov	Florida	3-2	0:20					
1/16/23	Dmitry Orlov	Washington	4-3	4:27					
1/19/23	Dylan Cozens	at Buffalo	3-2	0:12					
2/11/23	Mike Matheson	at Montreal	4-3	4:38					
3/24/23	Boone Jenner	at Columbus	5-4	0:40					



TEAM SHOOTOUT RECORD

SEASON	OVERALL				HOME			ROAD		
	GP	W	L	PCT	GP	W	L	GP	W	L
2005-06	12	9	3	.750	7	6	1	5	3	2
2006-07	13	8	5	.615	5	4	1	8	4	4
2007-08	8	5	3	.625	2	1	1	6	4	2
2008-09	8	3	5	.375	6	2	4	2	1	1
2009-10	14	8	6	.571	9	7	2	5	1	4
2010-11	10	4	6	.400	6	1	5	4	3	1
2011-12	11	7	4	.636	3	1	2	8	6	2
2012-13	7	4	3	.571	1	1	0	6	3	3
2013-14	15	9	6	.600	8	3	5	7	6	1
2014-15	13	7	6	.538	5	3	2	8	4	4
2015-16	10	5	5	.500	4	3	1	6	2	4
2016-17	6	2	4	.333	2	0	2	4	2	2
2017-18	6	3	3	.500	2	1	1	4	2	2
2018-19	10	5	5	.500	6	3	3	4	2	2
2019-20	6	3	3	.500	2	1	1	4	2	2
2020-21	7	4	3	.571	5	3	2	2	1	1
2021-22	8	2	6	.250	4	1	3	4	1	3
2022-24	6	1	5	.167	2	0	2	4	1	3
TOTALS	170	89	81	.524	79	41	38	91	48	43

Starting in the 2005-06 season, games not decided in regulation or overtime were decided by the shootout.

SHOOTOUT RESULTS (170)

DATE	OPPONENT	SO SCORE	WINNING GOALIE	LOSING GOALIE	DETERMINING GOAL	FINAL RESULT
10/19/05	at NY Rangers	1-0	DiPietro	Lundqvist	Satan	W 3-2
11/14/05	at Pittsburgh	3-2	DiPietro	Thibault	Blake	W 3-2
11/23/05	Buffalo	0-2	Biron	DiPietro	Kotalik	L 3-4
12/8/05	at Columbus	0-1	Leclaire	DiPietro	Vyborny	L 3-4
12/10/05	Edmonton	2-1	DiPietro	Markkanen	Hunter	W 3-2
1/21/06	at New Jersey	1-2	Brodeur	DiPietro	Parise	L 2-3
1/26/06	Pittsburgh	1-0	Dubielewicz	Caron	Satan	W 4-3
2/4/06	at Pittsburgh	2-0	DiPietro	Fleury	Satan	W 5-4
3/2/06	New Jersey	2-0	DiPietro	Brodeur	Satan	W 3-2
3/7/06	New Jersey	2-1	DiPietro	Brodeur	Hunter	W 2-1
3/10/06	Toronto	1-0	DiPietro	Belfour	Satan	W 2-1
4/15/06	at Pittsburgh	4-3	DiPietro	Caron	Nilsson	W 5-4
10/11/06	at Anaheim	2-1	Dunham	Giguere	York	W 5-4
10/16/06	Nashville	0-2	Vokoun	Dunham	Sullivan	L 1-2
10/28/06	Florida	2-1	DiPietro	Belfour	Hilbert	W 4-3
11/17/06	at Tampa Bay	0-1	Holmqvist	DiPietro	Afanasenkov	L 2-3
12/9/06	Florida	2-0	DiPietro	Auld	Satan	W 5-4
1/11/07	at Boston	2-1	DiPietro	Toivonen	Blake	W 5-4
2/4/07	at Washington	0-1	Kolzig	DiPietro	Semin	L 1-2
2/10/07	at Boston	2-3	Thomas	DiPietro	Chara	L 3-4
2/13/07	at Toronto	2-1	DiPietro	Raycroft	Kozlov	W 3-2
2/22/07	Toronto	1-0	DiPietro	Raycroft	Robitaille	W 3-2
3/5/07	at NY Rangers	0-1	Lundqvist	DiPietro	Cullen	L 1-2
4/3/07	NY Rangers	1-0	Dubielewicz	Lundqvist	Satan	W 3-2
4/8/07	at New Jersey	2-1	Dubielewicz	Clemmensen	Kozlov	W 3-2
11/28/07	Ottawa	2-1	DiPietro	Emery	Sillinger	W 3-2
12/5/07	at Atlanta	0-2	Lehtonen	DiPietro	Kozlov	L 3-4
1/8/08	at Vancouver	1-2	Luongo	DiPietro	Edler	L 2-3
1/11/08	at Calgary	2-1	DiPietro	Kiprusoff	Park	W 5-4
2/20/08	at Washington	1-0	DiPietro	Kolzig	Comrie	W 3-2
3/4/08	at NY Rangers	2-1	Dubielewicz	Lundqvist	Tambellini	W 4-3
3/29/08	Philadelphia	0-1	Niittymaki	Dubielewicz	Briere	L 3-4
4/4/08	at NY Rangers	3-2	Dubielewicz	Lundqvist	Park	W 4-3
11/8/08	Pittsburgh	0-1	Sabourin	MacDonald	Sykora	L 3-4
11/17/08	Vancouver	1-0	MacDonald	Luongo	Nielsen	W 2-1
11/24/08	at Montreal	2-0	MacDonald	Price	Park	W 4-3
12/27/08	at Buffalo	0-2	Miller	MacDonald	Kotalik	L 3-4
2/10/09	Los Angeles	0-1	Quick	Danis	Johnson	L 3-4
2/16/09	Pittsburgh	2-1	MacDonald	Fleury	Tambellini	W 3-2
2/26/09	Toronto	1-2	Toskala	MacDonald	Stapleton	L 4-5
3/28/09	Philadelphia	1-2	Biron	Danis	Richards	L 3-4
10/3/09	Pittsburgh	0-2	Fleury	Roloson	Letang	L 3-4
10/10/09	at Boston	1-2	Rask	Roloson	Savard	L 3-4
10/21/09	Carolina	3-1	Roloson	Ward	Nielsen	W 4-3



SHOOTOUT RESULTS continued

DATE	OPPONENT	SO SCORE	WINNING GOALIE	LOSING GOALIE	DETERMINING GOAL	FINAL RESULT
11/11/09	at Washington	1-2	Varlamov	Roloson	Clark	L 4-5
11/14/09	at Florida	1-2	Vokoun	Roloson	Horton	L 4-5
12/29/09	Columbus	1-0	Roloson	Mason	Schremp	W 2-1
12/31/09	at Ottawa	1-3	Leclaire	Roloson	Shannon	L 2-3
1/2/10	Atlanta	2-1	Roloson	Hedberg	Nielsen	W 6-5
1/9/10	at Phoenix	3-2	Roloson	LaBarbera	Moulson	W 5-4
1/16/10	Buffalo	4-3	DiPietro	Miller	Hunter	W 3-2
1/21/10	Florida	2-0	Roloson	Vokoun	Schremp	W 2-1
2/9/10	Nashville	2-1	Biron	Rinne	Tavares	W 4-3
3/11/10	St. Louis	0-2	Mason	Biron	Oshie	L 1-2
4/6/10	Montreal	2-0	Biron	Halak	Moulson	W 4-3
10/9/10	Dallas	0-1	Lehtonen	DiPietro	Ribeiro	L 4-5
11/11/10	at San Jose	0-2	Nittymaki	Roloson	Couture	L 1-2
12/18/10	Phoenix	1-3	LaBarbera	Lawson	Vrbata	L 3-4
12/29/10	Pittsburgh	3-2	DiPietro	Fleury	Parenteau	W 2-1
1/11/11	Vancouver	1-2	Luongo	Poulin	Kesler	L 3-4
2/10/11	at Montreal	1-0	Konskinen	Auld	Okposo	W 4-3
2/15/11	at Ottawa	2-1	Lawson	Elliott	Nielsen	W 4-3
3/6/11	New Jersey	1-2	Montoya	Brodeur	Rolston	L 2-3
3/19/11	at Florida	2-0	DiPietro	Clemmensen	Nielsen	W 4-3
4/8/11	Pittsburgh	0-1	Fleury	Montoya	Kunitz	L 3-4
10/27/11	at Pittsburgh	0-1	Fleury	DiPietro	Malkin	L 2-3
12/2/11	at Chicago	0-1	Crawford	Montoya	Toews	L 2-3
12/17/11	at Minnesota	1-0	Montoya	Backstrom	Nielsen	W 2-1
12/20/11	at Winnipeg	2-0	Nabokov	Pavelec	Parenteau	W 3-2
1/3/12	at Carolina	2-1	Nabokov	Ward	Nielsen	W 4-3
2/4/12	Buffalo	0-2	Miller	Montoya	Boyes	L 3-4
2/7/12	at Philadelphia	2-0	Nabokov	Bryzgalov	Nielsen	W 1-0
2/24/12	NY Rangers	2-1	Nabokov	Biron	Moulson	W 4-3
3/13/12	Washington	1-2	Neuvirth	Nabokov	Hendricks	L 5-4
3/17/12	at Montreal	3-2	Montoya	Budaj	Bailey	W 3-2
3/25/12	at Florida	1-0	Nabokov	Theodore	Nielsen	W 3-2
2/14/13	at NY Rangers	2-0	Nabokov	Biron	Nielsen	W 4-3
3/3/13	vs. Ottawa	2-0	Nabokov	Lehner	Nielsen	W 3-2
3/28/13	at Philadelphia	2-1	Nabokov	Bryzgalov	Bailey	W 4-3
4/4/13	at Washington	0-1	Holtby	Nabokov	Ovechkin	L 1-2
4/20/13	at Winnipeg	2-1	Nabokov	Pavelec	Tavares	W 5-4
4/23/13	at Carolina	0-2	Ellis	Nabokov	Nash	L 3-4
4/26/13	at Buffalo	0-1	Miller	Nabokov	Vanek	L 1-2
10/4/13	at New Jersey	1-0	Nabokov	Brodeur	Moulson	W 4-3
10/5/13	Columbus	1-2	Bobrovsky	Nabokov	Atkinson	L 2-3
10/15/13	Buffalo	1-2	Miller	Nabokov	Ennis	L 3-4
11/1/13	at Ottawa	1-0	Nabokov	Lehner	Nielsen	W 5-4
11/16/13	Detroit	1-0	Poulin	Gustavsson	Nielsen	W 5-4
12/10/13	at San Jose	2-1	Poulin	Niemi	Okposo	W 3-2
12/17/13	Tampa Bay	1-2	Bishop	Nabokov	Kucherov	L 2-3
1/16/14	at Tampa Bay	1-0	Poulin	Bishop	Nielsen	W 2-1
1/20/14	Philadelphia	3-2	Nilsson	Emery	Okposo	W 4-3
1/25/14	St. Louis	1-2	Halak	Poulin	Shattenkirk	L 3-4
3/27/14	at Tampa Bay	4-5	Bishop	Nabokov	Salo	L 4-5
3/29/14	New Jersey	2-0	Nilsson	Schneider	Nielsen	W 2-1
4/5/14	Washington	0-1	Holtby	Nabokov	Kuznetsov	L 3-4
4/11/14	at New Jersey	3-1	Nilsson	Brodeur	Bailey	W 3-2
4/13/14	at Buffalo	1-0	Nilsson	Knapp	Nelson	W 4-3
10/16/14	vs. San Jose	2-1	Halak	Stalock	Tavares	W 4-3
11/6/14	at Los Angeles	2-0	Halak	Quick	Okposo	W 2-1
11/14/14	at Florida	2-1	Halak	Luongo	Okposo	W 4-3
11/21/14	at Pittsburgh	2-1	Johnson	Fleury	Okposo	W 5-4
11/24/14	vs. Philadelphia	2-0	Halak	Mason	Nielsen	W 1-0
12/15/14	vs. New Jersey	2-1	Halak	Kinkaid	Bailey	W 3-2
12/27/14	at Buffalo	1-0	Enroth	Poulin	Ennis	L 3-4
2/5/15	at Philadelphia	1-2	Halak	Mason	Clutterbuck	W 3-2
2/21/15	at Washington	1-0	Holtby	Johnson	Kuznetsov	L 2-3
3/7/15	at Florida	0-1	Ellis	Neuvirth	Huberdeau	L 3-4
3/24/15	vs. Minnesota	0-1	Dubnyk	Halak	Parise	L 1-2



SHOOTOUT RESULTS continued

DATE	OPPONENT	SO SCORE	WINNING GOALIE	LOSING GOALIE	DETERMINING GOAL	FINAL RESULT
4/2/15	at Columbus	0-2	Bobrovsky	Halak	Letestu	L 3-4
4/11/15	vs. Columbus	1-2	Bobrovsky	Halak	Atkinson	L 4-5
10/31/15	at New Jersey	1-2	Schneider	Halak	Cammalleri	L 2-3
11/27/15	at Florida	4-5	Luongo	Halak	Barkov	2-3
12/2/15	NY Rangers	1-0	Halak	Lundqvist	Okposo	2-1
12/4/15	St. Louis	2-0	Greiss	Elliott	Nielsen	2-1
12/8/15	at Philadelphia	1-0	Halak	Neuvirth	Okposo	4-3
1/17/16	Vancouver	0-1	Miller	Halak	Vrbata	1-2
2/9/16	at Columbus	2-1	Halak	Korpisalo	Clutterbuck	3-2
3/9/16	at Toronto	0-1	Sparks	Greiss	Soshnikov	3-4
3/15/16	at Pittsburgh	0-1	Fleury	Berube	Letang	1-2
3/29/16	Carolina	1-0	Greiss	Ward	Okposo	2-1
11/3/16	Philadelphia	0-1	Neuvirth	Halak	Giroux	2-3
11/5/16	Edmonton	0-1	Talbot	Halak	Letestu	3-4
11/22/16	at Anaheim	5-4	Greiss	Bernier	Leddy	3-2
1/7/17	at Arizona	0-2	Domingue	Greiss	Duclair	1-2
3/3/17	at Chicago	0-2	Crawford	Greiss	Toews	1-2
3/24/17	at Pittsburgh	2-1	Halak	Fleury	Tavares	4-3
10/9/17	St. Louis	0-2	Allen	Greiss	Schenn	2-3
10/19/17	at NY Rangers	2-1	Halak	Lundqvist	Tavares	4-3
12/4/17	at Florida	1-0	Halak	Reimer	Barzal	5-4
1/7/18	New Jersey	1-0	Halak	Schneider	Nelson	5-4
2/22/18	at Toronto	0-1	Andersen	Halak	Bozak	3-4
3/8/18	at Edmonton	1-2	Talbot	Gibson	McDavid	1-2
11/1/18	Pittsburgh	1-0	Greiss	Murray	Bailey	3-2
11/5/18	Montreal	0-1	Niemi	Greiss	Armia	3-4
11/29/18	at Boston	0-1	Rask	Lehner	Donato	1-2
12/10/18	Pittsburgh	1-2	Desmith	Lehner	Guentzel	1-2
12/15/18	Detroit	1-0	Greiss	Bernier	Barzal	4-3
1/22/19	at Chicago	0-2	Ward	Lehner	Toews	2-3
2/1/19	Tampa Bay	0-1	Vasilevskiy	Greiss	Hedman	0-1
2/7/19	at New Jersey	1-0	Greiss	Schneider	Bailey	2-1
3/5/19	Ottawa	2-0	Greiss	Anderson	Eberle	5-4
4/4/19	at Florida	1-0	Greiss	Montembeault	Nelson	2-1
10/12/19	Florida	1-0	Varlamov	Montembeault	Nelson	3-2
11/16/19	at Philadelphia	2-0	Greiss	Elliott	Eberle	4-3
12/19/19	at Boston	2-1	Varlamov	Rask	Barzal	3-2
12/21/19	Anaheim	2-1	Gibson	Varlamov	Silfverberg	5-6
1/19/20	at Carolina	2-3	Reimer	Greiss	Williams	1-2
3/10/20	at Vancouver	0-1	Demko	Varlamov	Miller	4-5
2/11/21	vs. Pittsburgh	0-1	DeSmith	Varlamov	Crosby	3-4
3/9/21	vs. Boston	2-1	Varlamov	Halak	Beauvillier	2-1
3/14/21	at New Jersey	2-1	Sorokin	Wedgewood	Wahlstrom	3-2
4/3/21	vs. Philadelphia	1-0	Sorokin	Hart	Barzal	3-2
4/8/21	vs. Philadelphia	1-0	Sorokin	Hart	Nelson	3-2
4/22/21	vs. Washington	1-2	Samsonov	Varlamov	Kuznetsov	0-1
5/4/21	at Buffalo	0-1	Houser	Sorokin	Bjork	3-4
10/30/21	at Nashville	0-2	Saros	Sorokin	Forsberg	2-3
12/5/21	vs. Chicago	0-1	Fleury	Varlamov	Kane	2-3
12/19/21	vs. Vegas	0-2	Lehner	Sorokin	Theodore	3-4
1/18/22	at Philadelphia	1-0	Varlamov	Hart	Wahlstrom	4-3
2/20/22	vs. Montreal	1-2	Hammond	Sorokin	Pitlick	2-3
2/24/22	at San Jose	0-1	Reimer	Sorokin	Couture	3-4
3/15/22	at Washington	1-2	Vanecek	Varlamov	Mantha	3-4
4/12/22	vs. Pittsburgh	1-0	Sorokin	DeSmith	Palmieri	5-4
12/13/22	at Boston	1-2	Ullmark	Varlamov	Pastrnak	4-3
12/19/22	at Colorado	0-1	Georgiev	Sorokin	Rodrigues	1-0
1/10/23	vs. Dallas	0-1	Oettinger	Sorokin	Robertson	2-1
2/14/23	vs. Ottawa	0-2	Mandolese	Sorokin	Stutzle	3-2
2/28/23	at Minnesota	0-1	Gustavsson	Sorokin	Gaudreau	2-1
3/29/23	at Washington	2-1	Sorokin	Kuemper	Palmieri	2-1
RECORD						89-81



SKATERS SHOOTOUT STATISTICS

PLAYER	ATTEMPTS	GOALS	DETERMINING GOALS	PCT.
Arron Asham	1	0	0	.000
Josh Bailey	35	10	6	.286
Mathew Barzal	32	8	4	.250
Shawn Bates	4	2	0	.500
Anthony Beauvillier	21	6	1	.286
Kieffer Bellows	1	0	0	.000
Sean Bergenheim	3	0	0	.000
Jason Blake	11	3	2	.273
Pierre-Marc Bouchard	2	0	0	.000
Johnny Boychuk	1	0	0	.000
Brad Boyes	6	2	0	.333
Derick Brassard	1	0	0	.000
Jason Chimera	2	0	0	.000
Casey Cizikas	3	1	0	.333
Cal Clutterbuck	8	2	2	.250
Blake Comeau	3	1	0	.333
Mike Comrie	4	1	1	.250
Jordan Eberle	24	6	2	.250
Valtteri Filppula	3	0	0	.000
Mikhail Grabovski	1	0	0	.000
Bill Guerin	6	3	0	.500
Mike Halmo	1	0	0	.000
Thomas Hickey	2	1	0	.500
Andy Hilbert	3	1	1	.333
Simon Holmstrom	2	0	0	.000
Bo Horvat	3	1	0	.333
Joshua Ho-Sang	1	0	0	.000
Trent Hunter	22	6	3	.273
Leo Komarov	1	0	0	.000
Viktor Kozlov	13	5	2	.385
Nikolay Kulemin	3	1	0	.333
Andrew Ladd	5	0	0	.000
Nick Leddy	2	1	1	.500
Anders Lee	5	0	0	.000
Matt Martin	2	0	0	.000
Colin McDonald	1	1	0	1.00
Matt Moulson	16	9	4	.563
Brock Nelson	25	7	5	.280
Nino Niederreiter	1	0	0	.000
Frans Nielsen	82	42	17	.512
Robert Nilsson	2	1	1	.500
Kyle Okposo	37	14	9	.378
PA Parenteau	14	4	2	.286
Zach Parise	2	0	0	.000
Richard Park	9	3	3	.333
Mark Parrish	2	0	0	.000
Kyle Palmieri	5	3	2	.600
John Persson	1	0	0	.000
Tom Poti	2	0	0	.000
Alan Quine	1	0	0	.000
Randy Robitaille	3	2	1	.667
Miroslav Satan	28	13	7	.464
Rob Schremp	14	8	2	.571
Mike Sillinger	5	2	1	.400
Jon Sim	1	0	0	.000
Ryan Smyth	2	0	0	.000
Mark Streit	3	0	0	.000
Ryan Strome	8	2	0	.250
Johan Sundstrom	1	0	0	.000
Jeff Tambellini	9	6	2	.667
John Tavares	59	16	5	.271
Devon Toews	1	0	0	.000
Thomas Vanek	6	2	0	.333

PLAYER	ATTEMPTS	GOALS	DETERMINING GOALS	PCT.
Josef Vasicek	1	0	0	.000
Oliver Wahlstrom	8	2	2	.250
Doug Weight	2	0	0	.000
Brendan Witt	1	0	0	.000
Alexei Yashin	10	2	0	.200
Mike York	5	1	1	.200
TOTALS	607	201	.89	.331

GOALTENDER SHOOTOUT STATISTICS

PLAYER	ATTEMPTS	GOALS	SAVE PCT.	RECORD
Jean-Francois Berube	3	1	.667	0-1
Martin Biron	8	3	.625	2-1
Yann Danis	5	3	.400	0-2
Rick DiPietro	126	34	.730	19-11
Wade Dubielewicz	22	5	.773	5-1
Mike Dunham	8	3	.625	1-1
Christopher Gibson	3	2	.333	0-1
Thomas Greiss	63	16	.746	9-7
Jaroslav Halak	73	23	.685	12-9
Chad Johnson	8	2	.750	2-1
Mikko Koskinen	4	0	1.000	1-0
Robin Lehner	11	5	.545	0-3
Nathan Lawson	6	4	.333	1-1
Joey MacDonald	15	6	.600	3-3
AI Montoya	22	8	.636	2-4
Evgeni Nabokov	69	22	.681	11-9
Michal Neuvirth	2	1	.500	0-1
Anders Nilsson	11	3	.727	4-0
Kevin Poulin	19	6	.684	3-3
Dwayne Roloson	42	17	.595	5-6
Ilya Sorokin	43	15	.651	5-9
Semyon Varlamov	42	13	.690	4-7
TOTALS	605	192	.683	89-81



PLAYED FOR METROPOLITAN-AREA TEAMS

ISLANDERS & RANGERS (76)

Dave Archibald
 Derek Armstrong
 Aaron Asham*
 Taylor Beck
 Bryan Berard
 Bill Berg
 Martin Biron
 Don Blackburn
 Joel Bouchard*
 Paul Boutillier
 Derick Brassard
 Arnie Brown
 Eric Cairns
 Pat Conacher*
 Jason Dawe
 Rob DiMaio
 Ted Donato
 Mike Donnelly
 Mike Dunham*
 Dallas Eakins
 Ruslan Fedotenko
 Chris Ferraro
 Ray Ferraro
 Jeff Finley
 Patrick Flatley
 Greg Gilbert
 Michael Grabner*
 Josh Green
 Jari Gronstrand
 Jaroslav Halak
 Micheal Haley
 Roman Hamrlik
 Glenn Healy
 Raimo Helminen
 Brad Isbister
 Mark Janssens
 Andreas Johansson
 Chad Johnson

Olli Jokinen
 Alexander Karpovtsev
 Darius Kasparaitis
 Jason Krog
 Dan Lacroix
 Pat LaFontaine
 Troy Loney
 Vladimir Malakhov*
 Don Maloney
 Bert Marshall
 Brian McCabe
 Mike McEwen
 Jamie McLennan
 Kevin Miller
 Mike Mottau*
 Brian Mullen
 Sergei Nemchinov*
 PA Parenteau*
 Rich Pilon
 Thomas Pock
 Tom Poti
 Pat Price
 Taylor Pyatt
 Barry Richter
 Mathieu Schneider
 Chris Simon
 Ron Stewart
 Martin Straka
 Ryan Strome
 Jason Strudwick
 Jeff Toms
 Stephen Valiquette
 Darren Van Impe
 John Vanbiesbrouck*
 Kevin Weekes*
 Steve Weeks
 Doug Weight
 Mike York

ISLANDERS & DEVILS (55)

Arron Asham*
 Steve Bernier
 Joel Bouchard*
 Eric Boulton
 Tom Chorske
 Danton Cole
 Pat Conacher*
 Yann Danis
 Craig Darby
 Rob Davison
 Jim Dowd
 Mike Dunham*
 Corey Foster
 Paul Gagne
 Stephen Gionta
 Ray Giroux
 Michael Grabner*
 Andy Greene
 Bill Guerin
 Garry Howatt
 Tyler Kennedy
 Viktor Kozlov
 Tom Kurvers
 Dave Lewis
 Claude Loiselle
 Bob Lorimer
 Brad Lukowich
 Vladimir Malakhov*
 David Maley

Hector Marini
 Dean McAmmond
 Roland Melanson
 Mike Mottau*
 Kirk Muller
 Sergei Nemchinov*
 Kyle Palmieri
 Jay Pandolfo
 PA Parenteau*
 Zach Parise
 Derron Quint
 Glenn Resch
 Brian Rolston
 Cory Schneider
 Alexander Semak
 Ken Sutton
 Steve Tambellini
 Chris Terrier
 Steve Thomas
 John Vanbiesbrouck*
 Yvan Vautour
 Ben Walter
 Kevin Weekes*
 Jason Wiemer
 Travis Zajac
 Marek Zidlicky

*Players who have played for all three teams



2022-23 NY ISLANDERS • 42-31-9 (93 PTS) • HEAD COACH – LANE LAMBERT

PLAYER	GP	G-A	PTS	+/-	PIM
Brock Nelson	82	36-39	75	+13	24
Bo Horvat	79	38-32	70	-1	18
with VANCOUVER	49	31-23	54	+3	12
with ISLANDERS	30	7-9	16	-4	6
Mathew Barzal	58	14-37	51	+5	22
Anders Lee	82	28-22	50	-3	50
Noah Dobson	78	13-36	49	+4	20
Jean-Gabriel Pageau	70	13-27	40	-2	14
Zach Parise	82	21-13	34	+7	24
Kyle Palmieri	55	16-17	33	+7	24
Pierre Engvall	76	17-13	30	+8	31
with TORONTO	58	12-9	21	+1	25
with ISLANDERS	18	5-4	9	+7	6
Ryan Pulock	82	5-21	26	+10	14
Josh Bailey	64	8-17	25	+3	2
Scott Mayfield	82	6-18	24	+8	83
Sebastian Aho	71	5-18	23	+13	43
Alexander Romanov	76	2-20	22	+13	43
Adam Pelech	61	6-15	21	+15	36

PLAYER	GP	G-A	PTS	+/-	PIM
Casey Cizikas	81	6-15	21	E	54
Hudson Fasching	49	10-9	19	+10	10
Matt Martin	81	7-12	19	+4	63
Oliver Wahlstrom	35	7-9	16	+5	32
Cal Clutterbuck	49	6-6	12	+9	30
Simon Holmstrom	50	6-3	9	-4	0
Robin Salo	11	2-2	4	+1	4
Samuel Bolduc	17	2-1	3	+5	2
Otto Koivula	8	0-2	2	+1	4
Ross Johnston	16	0-2	2	-1	37
Parker Wotherspoon	12	0-1	1	+5	4
Andy Andreoff	3	0-1	1	-3	0
William Dufour	2	0-0	0	-2	0
Arnaud Durand	4	0-0	0	+1	2
Dennis Cholowski	2	0-0	0	-1	0
Nikita Soshnikov	3	0-0	0	-2	0
Cole Bardreau	1	0-0	0	E	2

GOALTENDER	GP	MINS	GAA	W	L	OT	SO	GA	SA	SV%
Ilya Sorokin	62	4044	2.34	31	33	7	6	140	1838	.924
Semyon Varlamov	23	1335	2.70	11	9	2	2	60	689	.913

GAME	DATE	OPPONENT	RESULTS	SCORE	RECORD
1	10/13/22	Florida	L	3-1	0-1-0
2	10/15/22	Anaheim	W	7-1	1-1-0
3	10/18/22	San Jose	W	5-2	2-1-0
4	10/20/22	New Jersey	L	4-1	2-2-0
5	10/22/22	at Tampa Bay	L	5-3	2-3-0
6	10/23/22	at Florida	L	3-2	2-4-0
7	10/26/22	NY Rangers	W	3-0	3-4-0
8	10/28/22	at Carolina	W	6-2	4-4-0
9	10/29/22	Colorado	W	5-4	5-4-0
10	11/1/22	at Chicago	W	3-1	6-4-0
11	11/3/22	at St. Louis	W	5-2	7-4-0
12	11/5/22	at Detroit	L	3-0	7-5-0
13	11/7/22	Calgary	W (OT)	4-3	8-5-0
14	11/8/22	at NY Rangers	W	4-3	9-5-0
15	11/10/22	Arizona	L	2-0	9-6-0
16	11/12/22	Columbus	W (OT)	4-3	10-6-0
17	11/14/22	at Ottawa	W	4-2	11-6-0
18	11/17/22	at Nashville	L	5-4	11-7-0
19	11/19/22	at Dallas	L	5-2	11-8-0
20	11/21/22	at Toronto	W (OT)	3-2	12-8-0
21	11/23/22	Edmonton	W	3-0	13-8-0
22	11/25/22	at Columbus	W	3-2	14-8-0
23	11/26/22	Philadelphia	W	5-2	15-8-0
24	11/29/22	at Philadelphia	L	3-1	15-9-0
25	12/2/22	Nashville	L	4-1	15-10-0
26	12/4/22	Chicago	W	3-0	16-10-0
27	12/6/22	St. Louis	L	7-4	16-11-0
28	12/9/22	at New Jersey	W	6-4	17-11-0
29	12/10/22	Carolina	L	3-0	17-12-0
30	12/13/22	at Boston	L (SO)	4-3	17-12-1
31	12/16/22	at Arizona	L	5-4	17-13-1
32	12/17/22	at Vegas	W	5-2	18-13-1
33	12/19/22	at Colorado	L (SO)	1-0	18-13-2
34	12/22/22	at NY Rangers	L	5-3	18-14-2
35	12/23/22	Florida	W	5-1	19-14-2
36	12/27/22	Pittsburgh	W	5-1	20-14-2
37	12/29/22	Columbus	W	2-1	21-14-2
38	1/1/23	at Seattle	L	4-1	21-15-2
39	1/3/23	at Vancouver	W	6-2	22-15-2
40	1/5/23	at Edmonton	L	4-2	22-16-2
41	1/6/23	at Calgary	L	4-1	22-17-2

GAME	DATE	OPPONENT	RESULTS	SCORE	RECORD
42	1/10/23	Dallas	L (SO)	2-1	22-17-3
43	1/12/23	Minnesota	L	3-1	22-18-3
44	1/14/23	Montreal	W	2-1	23-18-3
45	1/16/23	Washington	L (OT)	4-3	23-18-4
46	1/18/23	Boston	L	4-1	23-19-4
47	1/19/23	at Buffalo	L (OT)	3-2	23-19-5
48	1/21/23	Carolina	L	5-2	23-20-5
49	1/23/23	at Toronto	L	5-2	23-21-5
50	1/25/23	at Ottawa	L	2-1	23-22-5
51	1/27/23	Detroit	W	2-0	24-22-5
52	1/28/23	Vegas	W (OT)	2-1	25-22-5
53	2/6/23	at Philadelphia	W	2-1	26-22-5
54	2/7/23	Seattle	W	4-0	27-22-5
55	2/9/23	Vancouver	L	6-5	27-23-5
56	2/11/23	at Montreal	L (OT)	4-3	27-23-6
57	2/14/23	Ottawa	L (SO)	3-2	27-23-7
58	2/17/23	Pittsburgh	W	5-4	28-23-7
59	2/18/23	at Boston	L	6-2	28-24-7
60	2/20/23	at Pittsburgh	W	4-2	29-24-7
61	2/22/23	Winnipeg	W	2-1	30-24-7
62	2/24/23	Los Angeles	W	3-2	30-25-7
63	2/26/23	at Winnipeg	W	4-0	31-25-7
64	2/28/23	at Minnesota	L (SO)	2-1	31-25-8
65	3/4/23	Detroit	W	4-1	32-25-8
66	3/7/23	Buffalo	W	3-2	33-25-8
67	3/9/23	at Pittsburgh	W (OT)	4-3	34-25-8
68	3/11/23	Washington	L	5-1	34-26-8
69	3/14/23	at Los Angeles	L	5-2	34-27-8
70	3/15/23	at Anaheim	W	6-3	35-27-8
71	3/18/23	at San Jose	W	4-1	36-27-8
72	3/21/23	Toronto	W	7-2	37-27-8
73	3/24/23	at Columbus	L (OT)	5-4	37-27-9
74	3/25/23	Buffalo	L	2-0	37-28-9
75	3/27/23	New Jersey	W	5-1	38-28-9
76	3/28/23	at Washington	W (SO)	2-1	39-28-9
77	4/1/23	at Tampa Bay	L	5-0	39-29-9
78	4/2/23	at Carolina	L	2-1	39-30-9
79	4/6/23	Tampa Bay	W	6-1	40-30-9
80	4/8/23	Philadelphia	W	4-0	41-30-9
81	4/10/23	at Washington	L	5-2	41-31-9
82	4/12/23	Montreal	W	4-2	42-31-9



2021-22 NY ISLANDERS • 37-35-10 (84 PTS) • HEAD COACH – BARRY TROTZ

PLAYER	GP	G-A	PTS	+/-	PIM
Brock Nelson	72	37-22	59	-5	33
Mathew Barzal	73	15-44	59	-15	18
Noah Dobson	80	13-38	51	-3	18
Anders Lee	76	28-18	46	-11	34
Josh Bailey	74	14-30	44	-7	6
Jean-Gabriel Pageau	77	18-21	39	E	30
Zach Parise	82	15-20	35	-2	28
Anthony Beauvillier	75	12-22	34	-10	12
Kyle Palmieri	69	15-18	33	E	57
Adam Pelech	78	3-25	28	+20	43
Oliver Wahlstrom	73	13-11	24	-6	74
Ryan Pulock	56	5-16	21	E	2
Kieffer Bellows	45	6-13	19	-1	19
Scott Mayfield	61	3-15	18	-5	55
Casey Cizikas	74	10-6	16	-3	48
Cal Clutterbuck	59	6-9	15	-6	10
Zdeno Chara	72	2-12	14	8	85

PLAYER	GP	G-A	PTS	+/-	PIM
Sebastian Aho	36	2-10	12	-6	10
Andy Greene	69	2-8	10	-13	10
Matt Martin	71	3-4	7	-2	70
Austin Czarnik	11	2-3	5	+5	0
with SEATTLE	6	0-2	2	E	0
Ross Johnston	32	2-5	7	-3	44
Robin Salo	21	1-4	5	-6	4
Otto Koivula	8	0-2	2	-2	0
Grant Hutton	16	1-0	1	-1	4
Andy Andreoff	6	1-0	1	-1	0
Richard Panik	4	0-1	1	-2	0
Thomas Hickey	2	0-0	0	-3	0
Michael Dai Colle	1	0-0	0	+1	0
Paul LaDue	1	0-0	0	-2	0
Leo Komarov	1	0-0	0	E	2

GOALTENDER	GP	MINS	GAA	W	L	OT	SO	GA	SA	SV%
Ilya Sorokin	52	3,072	2.40	26	18	8	7	123	1,643	.925
Semyon Varlamov	31	1,792	2.91	10	17	2	2	87	978	.911
Cory Schneider	1	60	3.00	1	0	0	0	3	30	.900

GAME	DATE	OPPONENT	RESULTS	SCORE	RECORD
1	10/14/21	at Carolina	L	6-3	0-1-0
2	10/16/21	at Florida	L	5-1	0-2-0
3	10/19/21	at Chicago	W	4-1	1-2-0
4	10/21/21	at Columbus	L (OT)	3-2	1-2-1
5	10/23/21	at Arizona	W	3-0	2-2-1
6	10/24/21	at Vegas	W	2-0	3-2-1
7	10/30/21	at Nashville	L (OT)	3-2	3-2-2
8	11/04/21	at Montreal	W	6-2	4-2-2
9	11/06/21	at Winnipeg	W	2-0	5-2-2
10	11/07/21	at Minnesota	L	5-2	5-3-2
11	11/11/21	at New Jersey	L	4-0	5-4-2
12	11/15/21	at Tampa Bay	L	4-1	5-5-2
13	11/16/21	at Florida	L	6-1	5-6-2
14	11/20/21	vs. Calgary	L	5-2	5-7-2
15	11/21/21	vs. Toronto	L	3-0	5-8-2
16	11/24/21	vs. NY Rangers	L	4-1	5-9-2
17	11/26/21	vs. Pittsburgh	L	1-0	5-10-2
18	12/2/21	vs. San Jose	L (OT)	2-1	5-10-3
19	12/4/21	at Detroit	L (OT)	4-3	5-10-4
20	12/5/21	vs. Chicago	L (SO)	3-2	5-10-5
21	12/7/21	at Ottawa	W	5-3	6-10-5
22	12/9/21	vs. Nashville	L	4-3	6-11-5
23	12/11/21	vs. New Jersey	W	4-2	7-11-5
24	12/14/21	at Detroit	L	2-1	7-12-5
25	12/16/21	vs. Boston	W	3-1	8-12-5
26	12/19/21	vs. Vegas	L (SO)	4-3	8-12-6
27	12/30/21	vs. Buffalo	W	4-1	9-12-6
28	1/1/22	vs. Edmonton	W (OT)	3-2	10-12-6
29	1/13/22	vs. New Jersey	W	3-2	11-12-6
30	1/15/22	vs. Washington	L	2-0	11-13-6
31	1/17/22	vs. Philadelphia	W	4-1	12-13-6
32	1/18/22	at Philadelphia	W (SO)	4-3	13-13-6
33	1/21/22	vs. Arizona	W	4-0	14-13-6
34	1/22/22	vs. Toronto	L	3-1	14-14-6
35	1/25/22	vs. Philadelphia	W	4-3	15-14-6
36	1/27/22	vs. Los Angeles	L	3-2	15-15-6
37	1/30/22	vs. Minnesota	L	4-3	15-16-6
38	2/1/22	vs. Ottawa	W	4-1	16-16-6
39	2/2/22	vs. Seattle	L	3-0	16-17-6
40	2/9/22	at Vancouver	W	6-3	17-17-6
41	2/11/22	at Edmonton	L	3-1	17-18-6

GAME	DATE	OPPONENT	RESULTS	SCORE	RECORD
42	2/12/22	at Calgary	L	5-2	17-19-6
43	2/15/22	at Buffalo	L	6-3	17-20-6
44	2/17/22	vs. Boston	W	4-1	18-20-6
45	2/20/22	vs. Montreal	L (SO)	3-2	18-20-7
46	2/22/22	at Seattle	W	5-2	19-20-7
47	2/24/22	at San Jose	L (SO)	4-3	19-20-8
48	2/26/22	at Los Angeles	L	5-2	19-21-8
49	2/27/22	at Anaheim	W	4-0	20-21-8
50	3/1/22	at Colorado	L	5-3	20-22-8
51	3/3/22	vs. Vancouver	L	4-3	20-23-8
52	3/5/22	vs. St. Louis	W	2-1	21-23-8
53	3/7/22	vs. Colorado	L	5-4	21-24-8
54	3/10/22	vs. Columbus	W	6-0	22-24-8
55	3/11/22	vs. Winnipeg	W	5-2	23-24-8
56	3/13/22	vs. Anaheim	W	4-3	24-24-8
57	3/15/22	at Washington	L (SO)	4-3	24-24-9
58	3/17/22	at NY Rangers	W	2-1	25-24-9
59	3/19/22	vs. Dallas	W	4-2	26-24-9
60	3/20/22	at Philadelphia	L	2-1	26-25-9
61	3/22/22	vs. Ottawa	W	3-0	27-25-9
62	3/24/22	vs. Detroit	W	5-2	28-25-9
63	3/26/22	at Boston	L	6-3	28-26-9
64	3/27/22	vs. Tampa Bay	L	4-1	28-27-9
65	3/29/22	at Columbus	W	4-3	29-27-9
66	3/31/22	vs. Columbus	W	5-2	30-27-9
67	4/1/22	at NY Rangers	W	3-0	31-27-9
68	4/3/22	at New Jersey	W	4-3	32-27-9
69	4/5/22	at Dallas	L	3-2	32-28-9
70	4/8/22	at Carolina	W	2-1	33-28-9
71	4/9/22	at St. Louis	L	6-1	33-29-9
72	4/12/22	vs. Pittsburgh	W (SO)	5-4	34-29-9
73	4/14/22	at Pittsburgh	L	6-3	34-30-9
74	4/15/22	at Montreal	W	3-0	35-30-9
75	4/17/22	at Toronto	L	4-2	35-31-9
76	4/19/22	vs. Florida	L (OT)	3-2	35-31-10
77	4/21/22	vs. NY Rangers	L	6-3	35-32-10
78	4/23/22	at Buffalo	L	5-3	35-33-10
79	4/24/22	vs. Carolina	L	5-2	35-34-10
80	4/26/22	at Washington	W	4-1	36-34-10
81	4/28/22	vs. Washington	W	5-1	37-34-10
82	4/29/22	vs. Tampa Bay	L	6-4	37-35-10



2020-21 NY ISLANDERS • 32-17-7 (71 PTS) • HEAD COACH – BARRY TROTZ

PLAYER	GP	G-A	PTS	+/-	PIM
Mathew Barzal	55	17-28	45	+15	48
Josh Bailey	54	8-27	35	+12	4
Brock Nelson	56	18-15	33	-5	14
Jordan Eberle	55	16-17	33	+9	16
Nick Leddy	56	2-29	31	-3	8
Anthony Beauvillier	47	15-13	28	+15	12
Jean-Gabriel Pageau	54	14-14	28	+10	10
Oliver Wahlstrom	44	12-9	21	+2	21
Kyle Palmieri	51	10-11	21	-5	20
with New Jersey	34	8-9	17	-2	18
with ISLANDERS	17	2-2	4	-3	2
Travis Zajac	46	8-12	20	-1	6
with New Jersey	33	7-11	18	E	6
with ISLANDERS	13	1-1	2	-1	0
Anders Lee	27	12-7	19	+11	12
Ryan Pulock	56	2-15	17	+15	8
Scott Mayfield	56	2-13	15	+2	38

PLAYER	GP	G-A	PTS	+/-	PIM
Casey Cizikas	56	7-7	14	-2	27
Adam Pelech	56	4-10	14	+15	18
Noah Dobson	46	3-11	14	+1	8
Matt Martin	54	6-5	11	-2	36
Cal Clutterbuck	50	4-7	11	-5	10
Leo Komarov	33	1-7	8	+7	15
Andy Greene	55	1-4	5	+9	6
Michael Dal Colle	26	1-3	4	+1	4
Kieffer Bellows	14	3-0	3	E	4
Sebastian Aho	3	1-1	2	-1	2
Braydon Coburn	19	0-2	2	-3	14
with Ottawa	16	0-2	2	-3	10
with ISLANDERS	3	0-0	0	E	4
Thomas Hickey	5	0-2	2	+5	0
Ross Johnston	12	0-1	1	-3	35
Austin Czarnik	4	0-0	0	-1	0
Dmytro Timashov	1	0-0	0	-2	0

GOALTENDER	GP	MINS	GAA	W	L	OT	SO	GA	SA	SV%
Ilya Sorokin	22	1,272	2.17	13	6	3	3	46	563	.918
Semyon Varlamov	36	2,117	2.04	19	11	4	7	72	1,020	.929

GAME	DATE	OPPONENT	RESULTS	SCORE	RECORD
1	1/14/21	at NY Rangers	W	4-0	1-0-0
2	1/16/21	at NY Rangers	L	0-5	1-1-0
3	1/18/21	Boston	W	1-0	2-1-0
4	1/21/21	New Jersey	W	4-1	3-1-0
5	1/24/21	at New Jersey	L	0-2	3-2-0
6	1/26/21	at Washington	L	2-3	3-3-0
7	1/28/21	at Washington	L	3-6	3-4-0
8	1/30/21	at Philadelphia	L/OT	2-3	3-4-1
9	1/31/21	at Philadelphia	L/OT	3-4	3-4-2
10	2/6/21	Pittsburgh	W	4-3	4-4-2
11	2/8/21	at NY Rangers	W	2-0	5-4-2
12	2/11/21	Pittsburgh	L/SO	3-4	5-4-3
13	2/13/21	Boston	W	4-2	6-4-3
14	2/15/21	at Buffalo	W	3-1	7-4-3
15	2/16/21	at Buffalo	W	3-0	8-4-3
16	2/18/21	at Pittsburgh	L	4-1	8-5-3
17	2/20/21	at Pittsburgh	L	2-3	8-6-3
18	2/22/21	Buffalo	W	3-2	9-6-3
19	2/25/21	Boston	W	7-2	10-6-3
20	2/27/21	Pittsburgh	L/OT	3-4	10-6-4
21	2/28/21	Pittsburgh	W	2-0	11-6-4
22	3/2/21	at New Jersey	W	2-1	12-6-4
23	3/4/21	Buffalo	W	5-2	13-6-4
24	3/6/21	Buffalo	W	5-2	14-6-4
25	3/7/21	Buffalo	W	5-2	15-6-4
26	3/9/21	Boston	W/SO	2-1	16-6-4
27	3/11/21	New Jersey	W	5-3	17-6-4
28	3/13/21	at New Jersey	W	3-2	18-6-4

GAME	DATE	OPPONENT	RESULTS	SCORE	RECORD
29	3/14/21	at New Jersey	W/SO	3-2	19-6-4
30	3/16/21	at Washington	L	1-3	19-7-4
31	3/18/21	Philadelphia	L	3-4	19-8-4
32	3/20/21	Philadelphia	W	6-1	20-8-4
33	3/22/21	at Philadelphia	W/OT	2-1	21-8-4
34	3/25/21	at Boston	W/OT	4-3	22-8-4
35	3/27/21	at Pittsburgh	L	3-6	22-9-4
36	3/29/21	at Pittsburgh	L	1-2	22-10-4
37	4/1/21	Washington	W	8-4	23-10-4
38	4/3/21	Philadelphia	W/SO	3-2	24-10-4
39	4/6/21	Washington	W	1-0	25-10-4
40	4/8/21	Philadelphia	W/SO	3-2	26-10-4
41	4/9/21	NY Rangers	L	1-4	26-11-4
42	4/11/21	NY Rangers	W/OT	3-2	27-11-4
43	4/15/21	at Boston	L	1-4	27-12-4
44	4/16/21	at Boston	L	0-3	27-13-4
45	4/18/21	at Philadelphia	W/OT	1-0	28-13-4
46	4/20/21	NY Rangers	W	6-1	29-13-4
47	4/22/21	Washington	L/SO	0-1	29-13-5
48	4/24/21	Washington	L	3-6	29-14-5
49	4/27/21	at Washington	L	0-1	29-15-5
50	4/29/21	at NY Rangers	W	4-0	30-15-5
51	5/1/21	NY Rangers	W	3-0	31-15-5
52	5/3/21	at Buffalo	L	2-4	31-16-5
53	5/4/21	at Buffalo	L/SO	3-4	31-16-6
54	5/6/21	New Jersey	L	1-2	31-17-6
55	5/8/21	New Jersey	W	5-1	32-17-6
56	5/10/21	at Boston	L/OT	2-3	32-17-7



2019-20 NY ISLANDERS • 35-23-10 (80 PTS) • HEAD COACH – BARRY TROTZ

PLAYER	GP	G-A	PTS	+/-	PIM
Mathew Barzal	68	19-41	60	+5	44
Brock Nelson	68	26-28	54	+6	32
Anders Lee	68	20-23	43	+8	47
Josh Bailey	68	14-29	43	-12	10
Jean-Gabriel Pageau	67	26-16	42	+4	49
with Ottawa	60	24-16	40	+10	32
with ISLANDERS	7	2-0	2	-6	17
Jordan Eberle	58	16-24	40	+1	12
Anthony Beauvillier	68	18-21	39	-11	15
Ryan Pulock	68	10-25	35	+8	14
Derick Brassard	66	10-22	32	-2	16
Devon Toews	68	6-22	28	+1	16
Nick Leddy	60	3-18	21	-1	14
Casey Cizikas	48	10-4	14	+12	41
Leo Komarov	48	4-10	14	+2	10
Andy Greene	63	2-12	14	+1	16
with New Jersey	53	2-9	11	+1	14
with ISLANDERS	10	0-3	3	E.	2

PLAYER	GP	G-A	PTS	+/-	PIM
Scott Mayfield	67	5-8	13	+8	53
Johnny Boychuk	64	2-9	11	-11	14
Michael Dal Colle	53	4-6	10	-8	12
Adam Pelech	38	1-8	9	+4	20
Matt Martin	55	5-3	8	-1	40
Cal Clutterbuck	37	3-4	7	+6	22
Noah Dobson	34	1-6	7	-1	8
Tom Kuhnhackl	28	3-3	6	-4	2
Ross Johnston	32	3-1	4	+1	78
Kieffer Bellows	8	2-1	3	+3	2
Cole Bardreau	10	1-1	2	-2	6
Andrew Ladd	4	1-0	1	+2	4
Otto Koivu	12	0-0	0	E.	2
Oliver Wahlstrom	9	0-0	0	-2	4

GOALTENDER	GP	MINS	GAA	W	L	OT	SO	GA	SA	SV%
Semyon Varlamov	45	2,517	2.62	19	14	6	2	110	1,278	.914
Thomas Greiss	31	1,596	2.74	16	9	4	1	73	838	.913

GAME	DATE	OPPONENT	RESULTS	SCORE	RECORD
1	10/4/19	Washington	L	1-2	0-1-0
2	10/6/19	Winnipeg	W	4-1	1-1-0
3	10/8/19	Edmonton	L	2-5	1-2-0
4	10/11/19	at Carolina	L	2-5	1-3-0
5	10/12/19	Florida	W/SO	3-2	2-3-0
6	10/14/19	St. Louis	W/OT	3-2	3-3-0
7	10/17/19	at Winnipeg	W	3-1	4-3-0
8	10/19/19	at Columbus	W/OT	3-2	5-3-0
9	10/24/19	vs. Arizona	W	4-2	6-3-0
10	10/25/19	at Ottawa	W	4-2	7-3-0
11	10/27/19	vs. Philadelphia	W	5-3	8-3-0
12	11/1/19	vs. Tampa Bay	W	5-2	9-3-0
13	11/2/19	at Buffalo	W	1-0	10-3-0
14	11/5/19	vs. Ottawa	W	4-1	11-3-0
15	11/7/19	vs. Pittsburgh	L/OT	3-4	11-3-1
16	11/9/19	vs. Florida	W	2-1	12-3-1
17	11/13/19	vs. Toronto	W	5-4	13-3-1
18	11/16/19	at Philadelphia	W/SO	4-3	14-3-1
19	11/19/19	at Pittsburgh	W/OT	5-4	15-3-1
20	11/21/19	vs. Pittsburgh	W/OT	4-3	16-3-1
21	11/23/19	at San Jose	L/OT	1-2	16-3-2
22	11/25/19	at Anaheim	L	0-3	16-4-2
23	11/27/19	at Los Angeles	L	1-4	16-5-2
24	11/30/19	vs. Columbus	W	2-0	17-5-2
25	12/2/19	at Detroit	W	4-1	18-5-2
26	12/3/19	at Montréal	L	2-4	18-6-2
27	12/5/19	vs. Vegas	W/OT	3-2	19-6-2
28	12/7/19	at Dallas	L	1-3	19-7-2
29	12/9/19	at Tampa Bay	W	5-1	20-7-2
30	12/12/19	at Florida	W	3-1	21-7-2
31	12/14/19	vs. Buffalo	W/OT	3-2	22-7-2
32	12/17/19	vs. Nashville	L	3-8	22-8-2
33	12/19/19	at Boston	W/SO	3-2	23-8-2
34	12/21/19	vs. Anaheim	L/SO	5-6	23-8-3
35	12/23/19	vs. Columbus	L	2-3	23-9-3
36	12/27/19	at Chicago	L	2-5	23-10-3
37	12/29/19	at Minnesota	W	3-1	24-10-3
38	12/31/19	at Washington	W	4-3	25-10-3
39	1/2/20	vs. New Jersey	L	1-2	25-11-3
40	1/4/20	at Toronto	L	0-3	25-12-3
41	1/6/20	vs. Colorado	W	1-0	26-12-3

GAME	DATE	OPPONENT	RESULTS	SCORE	RECORD
42	1/7/20	at New Jersey	W/OT	4-3	27-12-3
43	1/11/20	vs. Boston	L/OT	2-3	27-12-4
44	1/13/20	at NY Rangers	L	2-6	27-13-4
45	1/14/20	vs. Detroit	W	8-2	28-13-4
46	1/16/20	vs. NY Rangers	L	2-3	28-14-4
47	1/18/20	vs. Washington	L	4-6	28-15-4
48	1/19/20	at Carolina	L/SO	1-2	28-15-5
49	1/21/20	at NY Rangers	W	4-2	29-15-5
50	2/1/20	vs. Vancouver	L/OT	3-4	29-15-6
51	2/4/20	vs. Dallas	W/OT	4-3	30-15-6
52	2/6/20	vs. Los Angeles	W	5-3	31-15-6
53	2/8/20	at Tampa Bay	L	1-3	31-16-6
54	2/10/20	at Washington	W	5-3	32-16-6
55	2/11/20	vs. Philadelphia	W	5-3	33-16-6
56	2/13/20	at Nashville	L	0-5	33-17-6
57	2/15/20	at Vegas	L	0-1	33-18-6
58	2/17/20	at Arizona	L	1-2	33-19-6
59	2/19/20	at Colorado	L	1-3	33-20-6
60	2/21/20	vs. Detroit	W	4-1	34-20-6
61	2/23/20	vs. San Jose	W	4-1	35-20-6
62	2/25/20	vs. NY Rangers	L/OT	3-4	35-20-7
63	2/27/20	at St. Louis	L/OT	2-3	35-20-8
64	2/29/20	vs. Boston	L	0-4	35-21-8
65	3/3/20	vs. Montréal	L	2-6	35-22-8
66	3/5/20	at Ottawa	L	3-4	35-23-8
67	3/7/20	vs. Carolina	L/OT	2-3	35-23-9
68	3/10/20	at Vancouver	L/SO	4-5	35-23-10
69	3/12/20	at Calgary			
70	3/13/20	at Edmonton			
71	3/15/20	at Pittsburgh			
72	3/17/20	vs. Calgary			
73	3/19/20	at Toronto			
74	3/21/20	at New Jersey			
75	3/22/20	vs. Carolina			
76	3/24/20	at Philadelphia			
77	3/26/20	vs. Buffalo			
78	3/28/20	at Montréal			
79	3/30/20	at Columbus			
80	3/31/20	vs. Minnesota			
81	4/2/20	vs. Chicago			
82	4/4/20	vs. New Jersey			



2018-19 NY ISLANDERS • 48-27-7 (103 PTS) • HEAD COACH – BARRY TROTZ

PLAYER	GP	G-A	PTS	+/-	PIM	PLAYER	GP	G-A	PTS	+/-	PIM
Mathew Barzal	82	18-44	62	-5	46	Scott Mayfield	79	4-15	19	+18	68
Josh Bailey	82	16-40	56	+8	21	Johnny Boychuk	74	3-16	19	+10	25
Brock Nelson	82	25-28	53	+20	28	Devon Toews	48	5-13	18	+7	4
Anders Lee	82	28-23	51	+20	58	Matt Martin	67	6-8	14	+5	53
Jordan Eberle	78	19-18	37	-6	17	Andrew Ladd	26	3-8	11	+3	16
Ryan Pulock	82	9-28	37	+21	22	Tom Kuhnhackl	36	4-5	9	+1	10
Casey Cizikas	73	20-13	33	+22	36	Michael Dal Colle	28	3-4	7	+3	2
Valteri Filppula	72	17-14	31	+19	16	Ross Johnston	17	1-3	4	+3	23
Anthony Beauvillier	81	18-10	28	+1	8	Thomas Hickey	40	0-4	4	+5	33
Leo Komarov	82	6-20	26	+18	42	Joshua Ho-Sang	10	1-1	2	+2	6
Nick Leddy	82	4-22	26	E	+18	Tanner Fritz	8	0-1	1	-3	2
Cal Clutterbuck	73	8-15	23	+6	44	Luca Sbisa	9	0-1	1	E	4
Adam Pelech	78	5-16	21	+22	24	Stephen Gionta	5	0-0	0	-4	0

GOALTENDER	GP	MINS	GAA	W	L	OT	SO	GA	SA	SV%
Robin Lehner	46	2,616	2.13	25	13	5	6	93	1,323	.930
Thomas Greiss	43	2,294	2.28	23	14	2	5	87	1,185	.927
Christopher Gibson	2	40	1.50	0	0	0	0	1	17	.941

GAME	DATE	OPPONENT	RESULTS	SCORE	RECORD
1	Oct. 4	at Carolina	W/OT	2-1	1-0-0
2	Oct. 6	vs. Nashville	L	3-4	1-1-0
3	Oct. 8	vs. San Jose	W	4-0	2-1-0
4	Oct. 13	at Nashville	L	2-5	2-2-0
5	Oct. 17	at Anaheim	L	1-4	2-3-0
6	Oct. 18	at Los Angeles	W	7-2	3-3-0
7	Oct. 20	at San Jose	L	1-4	3-4-0
8	Oct. 24	vs. Florida	L/OT	2-3	3-4-1
9	Oct. 27	at Philadelphia	W	6-1	4-4-1
10	Oct. 28	at Carolina	W	2-1	5-4-1
11	Oct. 30	at Pittsburgh	W	6-3	6-4-1
12	Nov. 1	vs. Pittsburgh	W/SO	3-2	7-4-1
13	Nov. 3	vs. New Jersey	W	3-0	8-4-1
14	Nov. 5	vs. Montreal	L/SO	3-4	8-4-2
15	Nov. 8	at Tampa Bay	L	2-4	8-5-2
16	Nov. 10	at Florida	L	2-4	8-6-2
17	Nov. 13	vs. Vancouver	W	5-2	9-6-2
18	Nov. 15	vs. NY Rangers	W	7-5	10-6-2
19	Nov. 18	vs. Dallas	L	2-6	10-7-2
20	Nov. 21	at NY Rangers	L	0-5	10-8-2
21	Nov. 23	at New Jersey	W/OT	4-3	11-8-2
22	Nov. 24	vs. Carolina	W	4-1	12-8-2
23	Nov. 26	vs. Washington	L	1-4	12-9-2
24	Nov. 29	at Boston	L/SO	1-2	12-9-3
25	Dec. 1	vs. Columbus	W	3-2	13-9-3
26	Dec. 4	vs. Winnipeg	L	1-3	13-10-3
27	Dec. 6	at Pittsburgh	L	2-6	13-11-3
28	Dec. 8	at Detroit	W	3-2	14-11-3
29	Dec. 10	vs. Pittsburgh	L/SO	1-2	14-11-4
30	Dec. 12	vs. Vegas	L	2-3	14-12-4
31	Dec. 15	vs. Detroit	W/SO	4-3	15-12-4
32	Dec. 17	at Colorado	W	4-1	16-12-4
33	Dec. 18	at Arizona	W	3-1	17-12-4
34	Dec. 20	at Vegas	L	2-4	17-13-4
35	Dec. 23	at Dallas	W	3-1	18-13-4
36	Dec. 28	vs. Ottawa	W	6-3	19-13-4
37	Dec. 29	at Toronto	W	4-0	20-13-4
38	Dec. 31	at Buffalo	W	3-1	21-13-4
39	Jan. 3	vs. Chicago	W/OT	3-2	22-13-4
40	Jan. 5	at St. Louis	W	4-3	23-13-4
41	Jan. 8	vs. Carolina	L	3-4	23-14-4

GAME	DATE	OPPONENT	RESULTS	SCORE	RECORD
42	Jan. 10	at NY Rangers	W	4-3	24-14-4
43	Jan. 12	vs. NY Rangers	L	1-2	24-15-4
44	Jan. 13	vs. Tampa Bay	W	5-1	25-15-4
45	Jan. 15	vs. St. Louis	W/OT	2-1	26-15-4
46	Jan. 17	vs. New Jersey	W	4-1	27-15-4
47	Jan. 18	at Washington	W	2-0	28-15-4
48	Jan. 20	vs. Anaheim	W	3-0	29-15-4
49	Jan. 22	at Chicago	L/SO	2-3	29-15-5
50	Feb. 1	vs. Tampa Bay	L/SO	0-1	29-15-6
51	Feb. 2	vs. Los Angeles	W	4-2	30-15-6
52	Feb. 5	at Boston	L	1-3	30-16-6
53	Feb. 7	at New Jersey	W/SO	2-1	31-16-6
54	Feb. 9	vs. Colorado	W/OT	4-3	32-16-6
55	Feb. 10	vs. Minnesota	W	2-1	33-16-6
56	Feb. 12	at Buffalo	L	1-3	33-17-6
57	Feb. 14	at Columbus	W	3-0	34-17-6
58	Feb. 16	vs. Edmonton	W	5-2	35-17-6
59	Feb. 20	at Calgary	L	2-4	35-18-6
60	Feb. 21	at Edmonton	L/OT	3-4	35-18-7
61	Feb. 23	at Vancouver	W	4-0	36-18-7
62	Feb. 26	vs. Calgary	L	1-3	36-19-7
63	Feb. 28	vs. Toronto	W	6-1	37-19-7
64	Mar. 1	vs. Washington	L	1-3	37-20-7
65	Mar. 3	vs. Philadelphia	L	1-4	37-21-7
66	Mar. 5	vs. Ottawa	W/SO	5-4	38-21-7
67	Mar. 7	at Ottawa	W	4-2	39-21-7
68	Mar. 9	vs. Philadelphia	L	2-5	39-22-7
69	Mar. 11	vs. Columbus	W	2-0	40-22-7
70	Mar. 14	vs. Montreal	W	2-1	41-22-7
71	Mar. 16	at Detroit	L	1-2	41-23-7
72	Mar. 17	at Minnesota	W/OT	3-2	42-23-7
73	Mar. 19	vs. Boston	L	0-5	42-24-7
74	Mar. 21	at Montreal	L	0-4	42-25-7
75	Mar. 23	at Philadelphia	W	4-2	43-25-7
76	Mar. 24	vs. Arizona	W	2-0	44-25-7
77	Mar. 26	at Columbus	L	0-4	44-26-7
78	Mar. 28	at Winnipeg	W	5-4	45-26-7
79	Mar. 30	vs. Buffalo	W	5-1	46-26-7
80	Apr. 1	vs. Toronto	L	1-2	46-27-7
81	Apr. 4	at Florida	W/SO	2-1	47-27-7
82	Apr. 6	at Washington	W	3-0	48-27-7



2017-18 NY ISLANDERS • 35-37-10 (80 PTS) • HEAD COACH – DOUG WEIGHT

PLAYER	GP	G-A	PTS	+/-	PIM
Mathew Barzal	82	22-63	85	+1	30
John Tavares	82	37-47	84	-12	26
Josh Bailey	76	18-53	71	-20	17
Anders Lee	82	40-22	62	-25	44
Jordan Eberle	81	25-34	59	+5	21
Nick Leddy	80	10-32	42	-42	20
Anthony Beauvillier	71	21-15	36	+2	16
Brock Nelson	82	19-16	35	-4	43
Ryan Pulock	68	10-22	32	-4	14
Andrew Ladd	73	12-17	29	+11	24
Thomas Hickey	69	5-20	25	+2	24
Adam Pelech	78	3-16	19	+7	28
Cal Clutterbuck	76	8-10	18	-7	53
Johnny Boychuk	58	6-12	18	-8	30
Casey Cizikas	64	7-10	17	-12	23
Chris Wagner	79	7-9	16	-10	37
with Anaheim	64	6-9	15	-7	35
with ISLANDERS	15	1-0	1	-3	2

PLAYER	GP	G-A	PTS	+/-	PIM
Jason Chimera	74	3-10	13	-12	37
with ISLANDERS	58	2-9	11	-11	35
with Anaheim	16	1-1	2	-1	2
Scott Mayfield	47	2-10	12	-6	45
Joshua Ho-Sang	22	2-10	12	-7	2
Calvin de Haan	33	1-11	12	+11	8
Brandon Davidson	51	4-3	7	-13	23
with Montreal	13	0-1	1	-3	9
with Edmonton	23	3-1	4	-2	10
with ISLANDERS	15	1-1	2	-8	4
Tanner Fritz	34	3-4	7	-3	8
Ross Johnston	24	3-3	6	E.	62
Dennis Seidenberg	28	0-5	5	-9	17
Sebastian Aho	22	1-3	4	-5	6
Nikolay Kulemin	13	1-2	3	E.	0
Alan Quine	21	0-3	3	-2	4
Shane Prince	14	1-1	2	-3	11
Steve Bernier	4	0-0	0	-2	0
Michael Dal Colle	4	0-0	0	E.	0

GOALTENDER	GP	MINS	GAA	W	L	OT	SO	GA	SA	SV%
Jaroslav Halak	54	3,024	3.19	20	26	6	1	161	1,744	.908
Thomas Greiss	27	1,492	3.82	13	8	2	1	95	879	.892
Christopher Gibson	8	427	3.65	2	3	2	0	26	284	.908

GAME	DATE	OPPONENT	RESULTS	SCORE	RECORD
1	Oct. 6	at Columbus	L	0-5	0-1-0
2	Oct. 7	vs. Buffalo	W	6-3	1-1-0
3	Oct. 9	vs. St. Louis	L/SO	2-3	1-1-1
4	Oct. 11	at Anaheim	L	2-3	1-2-1
5	Oct. 14	at San Jose	W	3-1	2-2-1
6	Oct. 15	at Los Angeles	L	2-3	2-3-1
7	Oct. 19	at NY Rangers	W/SO	4-3	3-3-1
8	Oct. 21	vs. San Jose	W	5-3	4-3-1
9	Oct. 24	vs. Arizona	W	5-3	5-3-1
10	Oct. 26	at Minnesota	L	4-6	5-4-1
11	Oct. 28	at Nashville	W	6-2	6-4-1
12	Oct. 30	vs. Vegas	W	6-3	7-4-1
13	Nov. 2	at Washington	L	3-4	7-5-1
14	Nov. 5	vs. Colorado	W	6-4	8-5-1
15	Nov. 7	vs. Edmonton	L/OT	1-2	8-5-2
16	Nov. 10	at Dallas	L	0-5	8-6-2
17	Nov. 11	at St. Louis	W	5-2	9-6-2
18	Nov. 16	vs. Carolina	W	6-4	10-6-2
19	Nov. 18	at Tampa Bay	W	5-3	11-6-2
20	Nov. 19	at Carolina	L	2-4	11-7-2
21	Nov. 22	vs. Philadelphia	W/OT	4-3	12-7-2
22	Nov. 24	at Philadelphia	W/OT	5-4	13-7-2
23	Nov. 25	at Ottawa	W	2-1	14-7-2
24	Nov. 28	vs. Vancouver	W	5-2	15-7-2
25	Dec. 1	vs. Ottawa	L	5-6	15-8-2
26	Dec. 4	at Florida	W/SO	5-4	16-8-2
27	Dec. 5	at Tampa Bay	L	2-6	16-9-2
28	Dec. 7	at Pittsburgh	L/OT	3-4	16-9-3
29	Dec. 9	at Boston	L	1-3	16-10-3
30	Dec. 11	vs. Washington	W	3-1	17-10-3
31	Dec. 13	vs. Dallas	L	2-5	17-11-3
32	Dec. 14	at Columbus	L	4-6	17-12-3
33	Dec. 16	vs. Los Angeles	W/OT	4-3	18-12-3
34	Dec. 19	vs. Detroit	L	3-6	18-13-3
35	Dec. 21	vs. Anaheim	L/OT	4-5	18-13-4
36	Dec. 23	vs. Winnipeg	W	5-2	19-13-4
37	Dec. 27	vs. Buffalo	W/OT	3-2	20-13-4
38	Dec. 29	at Winnipeg	L	2-4	20-14-4
39	Dec. 31	at Colorado	L	1-6	20-15-4
40	Jan. 2	vs. Boston	L	1-5	20-16-4
41	Jan. 4	at Philadelphia	L	4-6	20-17-4

GAME	DATE	OPPONENT	RESULTS	SCORE	RECORD
42	Jan. 5	vs. Pittsburgh	L	0-4	20-18-4
43	Jan. 7	vs. New Jersey	W/SO	5-4	21-18-4
44	Jan. 13	at NY Rangers	W	7-2	22-18-4
45	Jan. 15	at Montreal	W/OT	5-4	23-18-4
46	Jan. 16	vs. New Jersey	L	1-4	23-19-4
47	Jan. 18	vs. Boston	L	2-5	23-20-4
48	Jan. 20	at Chicago	W	7-3	24-20-4
49	Jan. 22	at Arizona	L/OT	2-3	24-20-5
50	Jan. 25	at Vegas	W	2-1	25-20-5
51	Jan. 30	vs. Florida	L	1-4	25-21-5
52	Jan. 31	at Toronto	L	0-5	25-22-5
53	Feb. 3	vs. Columbus	W	4-3	26-22-5
54	Feb. 5	vs. Nashville	L/OT	4-5	26-22-6
55	Feb. 8	at Buffalo	L	3-4	26-23-6
56	Feb. 9	vs. Detroit	W/OT	7-6	27-23-6
57	Feb. 11	vs. Calgary	L	2-3	27-24-6
58	Feb. 13	vs. Columbus	L	1-4	27-25-6
59	Feb. 15	vs. NY Rangers	W	3-0	28-25-6
60	Feb. 16	at Carolina	W	3-0	29-25-6
61	Feb. 19	vs. Minnesota	L	3-5	29-26-6
62	Feb. 22	at Toronto	L/SO	3-4	29-26-7
63	Feb. 24	at New Jersey	L	1-2	29-27-7
64	Feb. 28	at Montreal	L	1-3	29-28-7
65	Mar. 2	vs. Montreal	L	3-6	29-29-7
66	Mar. 3	at Pittsburgh	L/OT	2-3	29-29-8
67	Mar. 5	at Vancouver	L/OT	3-4	29-29-9
68	Mar. 8	at Edmonton	L/OT	1-2	29-29-10
69	Mar. 11	at Calgary	W	5-2	30-29-10
70	Mar. 15	vs. Washington	L	3-7	30-30-10
71	Mar. 16	at Washington	L	3-6	30-31-10
72	Mar. 18	vs. Carolina	L	3-4	30-32-10
73	Mar. 20	vs. Pittsburgh	W	4-1	31-32-10
74	Mar. 22	vs. Tampa Bay	L	6-7	31-33-10
75	Mar. 24	vs. Chicago	L	1-3	31-34-10
76	Mar. 26	vs. Florida	L	0-3	31-35-10
77	Mar. 27	at Ottawa	W	4-3	32-35-10
78	Mar. 30	vs. Toronto	L	4-5	32-36-10
79	Mar. 31	at New Jersey	L	3-4	32-37-10
80	Apr. 3	vs. Philadelphia	W	5-4	33-37-10
81	Apr. 5	vs. NY Rangers	W	2-1	34-37-10
82	Apr. 7	at Detroit	W/OT	4-3	35-37-10



2016-17 NY ISLANDERS • 41-29-12 (94 PTS) • HEAD COACH – JACK CAPUANO/DOUG WEIGHT

PLAYER	GP	G-A	PTS	+/-	PIM
John Tavares	77	28-38	66	+4	38
Josh Bailey	82	13-43	56	+5	12
Anders Lee	81	34-18	52	+9	56
Nick Leddy	81	11-35	46	-3	12
Brock Nelson	81	20-25	45	-6	36
Jason Chimera	82	20-13	33	+1	40
Andrew Ladd	78	23-8	31	-14	45
Ryan Strome	69	13-17	30	-8	40
Casey Cizikas	59	8-17	25	+9	30
Calvin de Haan	82	5-20	25	+15	36
Anthony Beauvillier	66	9-15	24	+1	10
Nikolay Kulemin	72	12-11	23	+3	18
Johnny Boychuk	66	6-17	23	+11	19
Dennis Seidenberg	73	5-17	22	+25	32
Cal Clutterbuck	66	5-15	20	+2	28

PLAYER	GP	G-A	PTS	+/-	PIM
Thomas Hickey	76	4-16	20	-1	35
Alan Quine	61	5-13	18	-2	8
Shane Prince	50	5-13	18	-9	18
Travis Hamonic	49	3-11	14	-21	60
Joshua Ho-Sang	21	4-6	10	+1	12
Adam Pelech	44	3-7	10	-5	6
Scott Mayfield	25	2-7	9	-1	35
Stephen Gionta	26	1-5	6	+9	2
Ryan Pulock	1	0-0	0	+1	0
Mathew Barzal	2	0-0	0	-2	6
Bracken Kearns	2	0-0	0	-1	2
Connor Jones	2	0-0	0	-1	2

GOALTENDER	GP	MINS	GAA	W	L	OT	SO	GA	SA	SV%
Thomas Greiss	51	2,813	2.69	26	18	5	3	126	1,327	.913
Jaroslav Halak	28	1,605	2.80	12	9	5	2	75	810	.915
Jean-Francois Berube	14	527	3.42	3	2	2	0	30	241	.889

GAME	DATE	OPPONENT	RESULTS	SCORE	RECORD
1	Oct. 13	at NY Rangers	L	3-5	0-1-0
2	Oct. 15	at Washington	L	1-2	0-2-0
3	Oct. 16	vs. Anaheim	W/OT	3-2	1-2-0
4	Oct. 18	vs. San Jose	L	2-3	1-3-0
5	Oct. 21	vs. Arizona	W	3-2	2-3-0
6	Oct. 23	vs. Minnesota	W	6-3	3-3-0
7	Oct. 26	vs. Montreal	L	2-3	3-4-0
8	Oct. 27	at Pittsburgh	L	2-4	3-5-0
9	Oct. 30	vs. Toronto	W	5-1	4-5-0
10	Nov. 1	vs. Tampa Bay	L	1-6	4-6-0
11	Nov. 3	vs. Philadelphia	L/SO	2-3	4-6-1
12	Nov. 5	vs. Edmonton	L/SO	3-4	4-6-2
13	Nov. 7	vs. Vancouver	W	4-2	5-6-2
14	Nov. 10	at Tampa Bay	L	1-4	5-7-2
15	Nov. 12	at Florida	L/OT	2-3	5-7-3
16	Nov. 14	vs. Tampa Bay	L	0-4	5-8-3
17	Nov. 18	vs. Pittsburgh	L/OT	2-3	5-8-4
18	Nov. 22	at Anaheim	W/SO	3-2	6-8-4
19	Nov. 23	at Los Angeles	L	2-4	6-9-4
20	Nov. 25	at San Jose	L	2-3	6-10-4
21	Nov. 28	vs. Calgary	W/OT	2-1	7-10-4
22	Nov. 30	vs. Pittsburgh	W	5-3	8-10-4
23	Dec. 1	at Washington	W	3-0	9-10-4
24	Dec. 4	vs. Detroit	L/OT	3-4	9-10-5
25	Dec. 6	vs. NY Rangers	W	4-2	10-10-5
26	Dec. 8	vs. St. Louis	W	3-2	11-10-5
27	Dec. 10	at Columbus	L	2-6	11-11-5
28	Dec. 13	vs. Washington	L	2-4	11-12-5
29	Dec. 15	vs. Chicago	L	4-5	11-13-5
30	Dec. 16	at Buffalo	L/OT	2-3	11-13-6
31	Dec. 18	vs. Ottawa	L	2-6	11-14-6
32	Dec. 20	at Boston	W	4-2	12-14-6
33	Dec. 23	vs. Buffalo	W	5-1	13-14-6
34	Dec. 27	vs. Washington	W	4-3	14-14-6
35	Dec. 29	at Minnesota	L	4-6	14-15-6
36	Dec. 31	at Winnipeg	W	6-2	15-15-6
37	Jan. 6	at Colorado	L/OT	1-2	15-15-7
38	Jan. 7	at Arizona	L/SO	1-2	15-15-8
39	Jan. 11	vs. Florida	L	1-2	15-16-8
40	Jan. 13	at Florida	W	5-2	16-16-8
41	Jan. 14	at Carolina	L	4-7	16-17-8

GAME	DATE	OPPONENT	RESULTS	SCORE	RECORD
42	Jan. 16	at Boston	W	4-0	17-17-8
43	Jan. 19	vs. Dallas	W	3-0	18-17-8
44	Jan. 21	vs. Los Angeles	W	4-2	19-17-8
45	Jan. 22	vs. Philadelphia	L/OT	2-3	19-17-9
46	Jan. 24	vs. Columbus	W	4-2	20-17-9
47	Jan. 26	vs. Montreal	W	3-1	21-17-9
48	Jan. 31	vs. Washington	W	3-2	22-17-9
49	Feb. 3	at Detroit	L	4-5	22-18-9
50	Feb. 4	vs. Carolina	L/OT	4-5	22-18-10
51	Feb. 6	vs. Toronto	W/OT	6-5	23-18-10
52	Feb. 9	at Philadelphia	W	3-1	24-18-10
53	Feb. 11	at Ottawa	L	0-3	24-19-10
54	Feb. 12	vs. Colorado	W	5-1	25-19-10
55	Feb. 14	at Toronto	L	1-7	25-20-10
56	Feb. 16	vs. NY Rangers	W	4-2	26-20-10
57	Feb. 18	at New Jersey	L	2-3	26-21-10
58	Feb. 19	vs. New Jersey	W	6-4	27-21-10
59	Feb. 21	at Detroit	W	3-1	28-21-10
60	Feb. 23	at Montreal	W	3-0	29-21-10
61	Feb. 25	at Columbus	L	0-7	29-22-10
62	Mar. 2	at Dallas	W	5-4	30-22-10
63	Mar. 3	at Chicago	L/SO	1-2	30-22-11
64	Mar. 5	at Calgary	L	2-5	30-23-11
65	Mar. 7	at Edmonton	W	4-1	31-23-11
66	Mar. 9	at Vancouver	W/OT	4-3	32-23-11
67	Mar. 11	at St. Louis	L	3-4	32-24-11
68	Mar. 13	vs. Carolina	L	4-8	32-25-11
69	Mar. 14	at Carolina	W/OT	3-2	33-25-11
70	Mar. 16	vs. Winnipeg	L	2-4	33-26-11
71	Mar. 18	vs. Columbus	L/OT	2-3	33-26-12
72	Mar. 22	at NY Rangers	W	3-2	34-26-12
73	Mar. 24	at Pittsburgh	W/SO	4-3	35-26-12
74	Mar. 25	vs. Boston	L	1-2	35-27-12
75	Mar. 27	vs. Nashville	L	1-3	35-28-12
76	Mar. 30	at Philadelphia	L	3-6	35-29-12
77	Mar. 31	vs. New Jersey	W	2-1	36-29-12
78	Apr. 2	at Buffalo	W	4-2	37-29-12
79	Apr. 4	at Nashville	W/OT	2-1	38-29-12
80	Apr. 6	at Carolina	W	3-0	39-29-12
81	Apr. 8	at New Jersey	W	4-2	40-29-12
82	Apr. 9	vs. Ottawa	W	4-2	41-29-12



2015-16 NY ISLANDERS • 45-27-10 (100 PTS) • HEAD COACH – JACK CAPUANO

PLAYER	GP	G-A	PTS	+/-	PIM
John Tavares	78	33-37	70	+6	38
Kyle Okposo	79	22-42	64	-4	51
Frans Nielsen	81	20-32	52	+1	12
Brock Nelson	81	26-14	40	-3	30
Nick Leddy	81	5-35	40	-9	25
Anders Lee	80	15-21	36	-2	51
Josh Bailey	81	12-20	32	-7	22
Casey Cizikas	80	8-21	29	+4	31
Ryan Strome	71	8-20	28	-9	28
Johnny Boychuk	70	9-16	25	+17	31
Mikhail Grabovski	58	9-16	25	+3	33
Cal Clutterbuck	77	15-8	23	+7	22
Nikolay Kulemin	81	9-13	22	+13	22
Travis Hamonic	72	5-16	21	-5	35
Matt Martin	80	10-9	19	+2	119
Thomas Hickey	62	6-12	18	+9	30

PLAYER	GP	G-A	PTS	+/-	PIM
Shane Prince	62	6-11	17	+5	10
with Ottawa	42	3-9	12	+2	6
with ISLANDERS	20	3-2	5	+3	4
Marek Zidlicky	53	4-12	16	+5	20
Calvin de Haan	72	2-14	16	+3	20
Brian Strait	52	1-5	6	+1	31
Steve Bernier	24	1-5	6	+3	9
Ryan Pulock	15	2-2	4	+1	5
Adam Pelech	9	0-2	2	-1	0
Scott Mayfield	6	1-0	1	-4	11
Alan Quine	2	1-0	1	E.	0
Bracken Kearns	2	0-1	1	+1	4
Eric Boulton	6	0-0	0	-3	2
Taylor Beck	2	0-0	0	E.	2
Ross Johnston	1	0-0	0	E.	4

GOALTENDER	GP	MINS	GAA	W	L	OT	SO	GA	SA	SV%
Thomas Greiss	41	2,287	2.36	23	11	4	1	90	1197	.925
Jaroslav Halak	36	2,091	2.30	18	13	4	3	80	904	.919
Jean-Francois Berube	7	399	2.71	3	2	1	0	18	210	.914
Christopher Gibson	4	194	3.40	1	1	1	0	11	93	.882

GAME	DATE	OPPONENT	RESULTS	SCORE	RECORD
1	Oct. 9	vs. Chicago	L/OT	2-3	0-0-1
2	Oct. 10	at Chicago	L	1-4	0-1-1
3	Oct. 12	vs. Winnipeg	W	4-2	1-1-1
4	Oct. 15	vs. Nashville	W	4-3	2-1-1
5	Oct. 17	vs. San Jose	W	6-3	3-1-1
6	Oct. 20	at Columbus	W	4-0	4-1-1
7	Oct. 23	vs. Boston	L	3-5	4-2-1
8	Oct. 24	at St. Louis	W/OT	3-2	5-2-1
9	Oct. 26	vs. Calgary	W	4-0	6-2-1
10	Oct. 29	vs. Carolina	L/OT	2-3	6-2-2
11	Oct. 31	at New Jersey	L/SO	1-2	6-2-3
12	Nov. 1	vs. Buffalo	L	1-2	6-3-3
13	Nov. 3	vs. New Jersey	W	2-1	7-3-3
14	Nov. 5	at Montreal	L	1-4	7-4-3
15	Nov. 8	vs. Boston	L	1-2	7-5-3
16	Nov. 10	at San Jose	W	4-2	8-5-3
17	Nov. 12	at Los Angeles	L	1-2	8-6-3
18	Nov. 13	at Anaheim	W	4-1	9-6-3
19	Nov. 16	vs. Arizona	W	5-2	10-6-3
20	Nov. 20	vs. Montreal	L	3-5	10-7-3
21	Nov. 22	at Montreal	L	2-4	10-8-3
22	Nov. 25	vs. Philadelphia	W	3-1	11-8-3
23	Nov. 27	at Florida	L/SO	2-3	11-8-4
24	Nov. 28	at Tampa Bay	W	3-2	12-8-4
25	Nov. 30	vs. Colorado	W	5-3	13-8-4
26	Dec. 2	vs. NY Rangers	W/SO	2-1	14-8-4
27	Dec. 4	vs. St. Louis	W/SO	2-1	15-8-4
28	Dec. 5	at Ottawa	L/OT	2-3	15-8-5
29	Dec. 8	at Philadelphia	W/SO	4-3	16-8-5
30	Dec. 12	at Columbus	W/OT	3-2	17-8-5
31	Dec. 13	vs. New Jersey	W	4-0	18-8-5
32	Dec. 15	vs. Florida	L	1-5	18-9-5
33	Dec. 17	at Colorado	L	1-2	18-10-5
34	Dec. 19	at Arizona	L	0-1	18-11-5
35	Dec. 21	vs. Anaheim	W	5-2	19-11-5
36	Dec. 27	vs. Toronto	L	1-3	19-12-5
37	Dec. 29	at Toronto	W	6-3	20-12-5
38	Dec. 31	at Buffalo	W	2-1	21-12-5
39	Jan. 2	at Pittsburgh	L	2-5	21-13-5
40	Jan. 3	vs. Dallas	W	6-5	22-13-5
41	Jan. 7	vs. Washington	L	1-4	22-14-5

GAME	DATE	OPPONENT	RESULTS	SCORE	RECORD
42	Jan. 9	at Philadelphia	L	0-4	22-15-5
43	Jan. 12	vs. Columbus	W	5-2	23-15-5
44	Jan. 14	vs. NY Rangers	W	3-1	24-15-5
45	Jan. 17	vs. Vancouver	L/SO	1-2	24-15-6
46	Jan. 22	at Ottawa	W	5-2	25-15-6
47	Jan. 25	vs. Detroit	L	2-4	25-16-6
48	Feb. 2	vs. Minnesota	W	5-3	26-16-6
49	Feb. 4	at Washington	L	2-3	26-17-6
50	Feb. 6	at Detroit	L	1-5	26-18-6
51	Feb. 7	vs. Edmonton	W	8-1	27-18-6
52	Feb. 9	at Columbus	W/SO	3-2	28-18-6
53	Feb. 11	vs. Los Angeles	W	5-2	29-18-6
54	Feb. 13	at Carolina	L	3-6	29-19-6
55	Feb. 15	vs. Detroit	W	4-1	30-19-6
56	Feb. 18	vs. Washington	L/OT	2-3	30-19-7
57	Feb. 19	at New Jersey	W	1-0	31-19-7
58	Feb. 23	at Minnesota	W	4-1	32-19-7
59	Feb. 25	at Calgary	W/OT	2-1	33-19-7
60	Feb. 28	at Edmonton	L	1-3	33-20-7
61	Mar. 1	at Vancouver	W	3-2	34-20-7
62	Mar. 3	at Winnipeg	W/OT	4-3	35-20-7
63	Mar. 6	at NY Rangers	W	6-4	36-20-7
64	Mar. 8	vs. Pittsburgh	W	2-1	37-20-7
65	Mar. 9	at Toronto	L/SO	3-4	37-20-8
66	Mar. 12	at Boston	L	1-3	37-21-8
67	Mar. 14	vs. Florida	W	3-2	38-21-8
68	Mar. 15	at Pittsburgh	L/SO	1-2	38-21-9
69	Mar. 17	at Nashville	L	2-4	38-22-9
70	Mar. 19	at Dallas	L	0-3	38-23-9
71	Mar. 21	vs. Philadelphia	L	1-4	38-24-9
72	Mar. 23	vs. Ottawa	W	3-1	39-24-9
73	Mar. 25	at Tampa Bay	L	4-7	39-25-9
74	Mar. 26	at Carolina	W/OT	4-3	40-25-9
75	Mar. 29	vs. Carolina	W/SO	2-1	41-25-9
76	Mar. 31	vs. Columbus	W	4-3	42-25-9
77	Apr. 2	vs. Pittsburgh	L	0-5	42-26-9
78	Apr. 4	vs. Tampa Bay	W	5-2	43-26-9
79	Apr. 5	at Washington	W/OT	4-3	44-26-9
80	Apr. 7	at NY Rangers	W	4-1	45-26-9
81	Apr. 9	vs. Buffalo	L/OT	3-4	45-26-10
82	Apr. 10*	vs. Philadelphia	L	2-5	45-27-10

* Postponed from Jan. 23 due to snow



2014-15 NY ISLANDERS • 47-28-7 (101 PTS) • HEAD COACH – JACK CAPUANO

PLAYER	GP	G-A	PTS	+/-	PIM
John Tavares	82	38-48	86	+5	46
Kyle Okposo	60	18-33	51	-8	12
Ryan Strome	81	17-33	50	+23	47
Frans Nielsen	78	14-29	43	+8	12
Brock Nelson	82	20-22	42	+6	24
Anders Lee	76	25-16	41	+9	33
Josh Bailey	70	15-26	41	+3	12
Nick Leddy	78	10-27	37	+18	14
Johnny Boychuk	72	9-26	35	+15	14
Travis Hamonic	71	5-28	33	+15	85
Nikolay Kulemin	82	15-16	31	+7	21
Thomas Hickey	82	2-20	22	-12	26
Lubomir Visnovsky	53	5-15	20	-3	8
Mikhail Grabovski	51	9-10	19	+3	8
Casey Cizikas	70	9-9	18	-2	24

PLAYER	GP	G-A	PTS	+/-	PIM
Cal Clutterbuck	76	7-9	16	+1	60
Matt Martin	78	8-6	14	-4	114
Michael Grabner	34	8-5	13	+4	4
Calvin de Haan	65	1-11	12	+3	24
Colin McDonald	18	2-6	8	-3	0
Brian Strait	52	2-5	7	-1	32
Tyler Kennedy	13	2-3	5	-3	2
Cory Conacher	15	1-2	3	-3	14
Matt Donovan	12	0-3	3	+4	0
Eric Boulton	10	2-0	2	-1	30
Kael Mouillierat	6	1-1	2	-3	8
Griffin Reinhart	8	0-1	1	+1	6
Harry Zolnierczyk	2	0-0	0	-1	0

GOALTENDER	GP	MINS	GAA	W	L	OT	SO	GA	SA	SV%
Jaroslav Halak	59	3,550	2.43	38	17	4	6	144	1673	.914
Chad Johnson	19	1,053	3.08	8	8	1	0	54	488	.889
Michal Neuvirth	5	306	2.94	1	3	1	0	15	126	.881
Kevin Poulin	1	65	2.77	0	0	1	0	3	26	.885

GAME	DATE	OPPONENT	RESULTS	SCORE	RECORD
1	Oct. 10	at Carolina	W	5-3	1-0-0
2	Oct. 11	vs. Carolina	W	4-3	2-0-0
3	Oct. 14	at NY Rangers	W	6-3	3-0-0
4	Oct. 16	vs. San Jose	W/SO	4-3	4-0-0
5	Oct. 18	at Pittsburgh	L	1-3	4-1-0
6	Oct. 21	vs. Toronto	L	2-5	4-2-0
7	Oct. 23	at Boston	W	3-2	5-2-0
8	Oct. 25	vs. Dallas	W	7-5	6-2-0
9	Oct. 28	vs. Winnipeg	L	3-4	6-3-0
10	Oct. 30	at Colorado	L	0-5	6-4-0
11	Nov. 1	at San Jose	L	1-3	6-5-0
12	Nov. 5	at Anaheim	W/OT	3-2	7-5-0
13	Nov. 6	at Los Angeles	W/SO	2-1	8-5-0
14	Nov. 8	at Phoenix	W	1-0	9-5-0
15	Nov. 11	vs. Colorado	W	6-0	10-5-0
16	Nov. 14	at Florida	W/SO	4-3	11-5-0
17	Nov. 15	at Tampa Bay	L	2-5	11-6-0
18	Nov. 18	vs. Tampa Bay	W	5-2	12-6-0
19	Nov. 21	at Pittsburgh	W/SO	5-4	13-6-0
20	Nov. 22	vs. Pittsburgh	W	4-1	14-6-0
21	Nov. 24	vs. Philadelphia	W/SO	1-0	15-6-0
22	Nov. 26	vs. Washington	W/OT	3-2	16-6-0
23	Nov. 28	at Washington	L	2-5	16-7-0
24	Nov. 29	vs. New Jersey	W	3-1	17-7-0
25	Dec. 2	vs. Ottawa	W/OT	3-2	18-7-0
26	Dec. 4	at Ottawa	W	2-1	19-7-0
27	Dec. 6	vs. St. Louis	L	4-6	19-8-0
28	Dec. 9	at Minnesota	L	4-5	19-9-0
29	Dec. 11	at St. Louis	L	3-6	19-10-0
30	Dec. 13	vs. Chicago	W	3-2	20-10-0
31	Dec. 15	vs. New Jersey	W/SO	3-2	21-10-0
32	Dec. 19	at Detroit	W	2-1	22-10-0
33	Dec. 20	vs. Lightning	W	3-1	23-10-0
34	Dec. 23	vs. Montreal	L	1-3	23-11-0
35	Dec. 27	at Buffalo	L/SO	3-4	23-11-1
36	Dec. 29	vs. Washington	W/OT	4-3	24-11-1
37	Dec. 31	at Winnipeg	W	5-2	25-11-1
38	Jan. 2	at Calgary	W	2-1	26-11-1
39	Jan. 4	at Edmonton	L	2-5	26-12-1
40	Jan. 6	at Vancouver	L	2-3	26-13-1
41	Jan. 9	at New Jersey	W/OT	3-2	27-13-1

GAME	DATE	OPPONENT	RESULTS	SCORE	RECORD
42	Jan. 10	vs. Edmonton	W	3-2	28-13-1
43	Jan. 13	at NY Rangers	W	3-0	29-13-1
44	Jan. 16	vs. Pittsburgh	W	6-3	30-13-1
45	Jan. 17	at Montreal	L	4-6	30-14-1
46	Jan. 19	vs. Philadelphia	W	7-4	31-14-1
47	Jan. 27	vs. NY Rangers	W	4-1	32-14-1
48	Jan. 29	vs. Boston	L	2-5	32-15-1
49	Jan. 31	at Detroit	L	1-4	32-16-1
50	Feb. 3	vs. Florida	L	2-4	32-17-1
51	Feb. 5	at Philadelphia	W/SO	3-2	33-17-1
52	Feb. 7	at Boston	L	1-2	33-18-1
53	Feb. 8	at Buffalo	W	3-2	34-18-1
54	Feb. 10	vs. Edmonton	W	3-2	35-18-1
55	Feb. 12	vs. Toronto	W	3-2	36-18-1
56	Feb. 14	vs. Columbus	W	6-3	37-18-1
57	Feb. 16	vs. NY Rangers	L	5-6	37-19-1
58	Feb. 17	at Carolina	W	4-1	38-19-1
59	Feb. 19	vs. Nashville	W	5-2	39-19-1
60	Feb. 21	at Washington	L/SO	2-3	39-19-2
61	Feb. 22	vs. Vancouver	L	0-4	39-20-2
62	Feb. 24	vs. Phoenix	W	5-1	40-20-2
63	Feb. 27	vs. Calgary	W	2-1	41-20-2
64	Feb. 28	vs. Carolina	L	3-5	41-21-2
65	Mar. 3	at Dallas	L/OT	2-3	41-21-3
66	Mar. 5	at Nashville	W	4-3	42-21-3
67	Mar. 7	at Florida	L/SO	3-4	42-21-4
68	Mar. 9	at Toronto	W/OT	4-3	43-21-4
69	Mar. 10	vs. NY Rangers	L	1-2	43-22-4
70	Mar. 13	vs. Ottawa	L	1-2	43-23-4
71	Mar. 14	vs. Montreal	L	1-3	43-24-4
72	Mar. 17	at Chicago	L	1-4	43-25-4
73	Mar. 21	at New Jersey	W	3-0	44-25-4
74	Mar. 24	vs. Minnesota	L/SO	1-2	44-25-5
75	Mar. 26	vs. Los Angeles	L	2-3	44-26-5
76	Mar. 28	vs. Anaheim	L	2-3	44-27-5
77	Mar. 29	vs. Detroit	W	5-4	45-27-5
78	Apr. 2	at Columbus	L/SO	3-4	45-27-6
79	Apr. 4	vs. Buffalo	W	3-0	46-27-6
80	Apr. 7	at Philadelphia	L	4-5	46-28-6
81	Apr. 10	at Pittsburgh	W	3-1	47-28-6
82	Apr. 11	vs. Columbus	L/SO	4-5	47-28-7



2013-14 NY ISLANDERS • 34-37-11 (79 PTS) • HEAD COACH – JACK CAPUANO

PLAYER	GP	G-A	PTS	+/-	PIM
Kyle Okposo	71	27-42	69	-9	51
John Tavares	59	24-42	66	-6	40
Frans Nielsen	80	25-33	58	-11	8
Thomas Vanek	47	17-27	44	+4	34
Josh Bailey	77	8-30	38	-8	26
Brock Nelson	72	14-12	26	-10	12
Michael Grabner	64	12-14	26	-10	12
Andrew MacDonald	63	4-20	24	-19	34
Thomas Hickey	82	4-18	22	+5	34
Cal Clutterbuck	73	12-7	19	-9	50
Colin McDonald	70	8-10	18	-22	34
Ryan Strome	37	7-11	18	-1	8
Travis Hamonic	69	3-15	18	+2	68
Casey Cizikas	80	6-10	16	-12	30
Calvin de Haan	51	3-13	16	-7	30
Matt Donovan	52	2-14	16	-9	26
Anders Lee	22	9-5	14	+3	14

PLAYER	GP	G-A	PTS	+/-	PIM
Matt Martin	79	8-6	14	-11	90
Lubomir Visnovsky	24	3-8	11	-1	10
Matt Moulson	11	6-3	9	+3	6
Pierre-Marc Bouchard	28	4-5	9	-9	12
Brian Strait	47	3-6	9	-14	14
Peter Regin	44	2-5	7	-10	18
Eric Boulton	23	2-2	4	E.	88
Aaron Ness	20	1-2	3	-13	10
Matt Carkner	53	0-3	3	-10	149
Radek Martinek	13	0-3	3	+4	4
Kevin Czuczman	13	0-2	2	-5	14
Mike Halmo	20	1-0	1	-1	32
John Persson	10	1-0	1	-4	6
Johan Sundstrom	11	0-1	1	E.	6
Scott Mayfield	5	0-0	0	-3	7
Brett Gallant	4	0-0	0	E.	17
Justin Johnson	2	0-0	0	-1	7

GOALTENDER	GP	MINS	GAA	W	L	OT	SO	GA	SA	SV%
Evgeni Nabokov	40	2,254	2.74	15	14	8	4	103	1,085	.905
Kevin Poulin	28	1,625	3.29	11	16	1	0	89	820	.891
Anders Nilsson	19	1,101	3.11	8	7	2	0	57	548	.896

GAME	DATE	OPPONENT	RESULTS	SCORE	RECORD
1	Oct. 4	at New Jersey	W/SO	4-3	1-0-0
2	Oct. 5	vs. Columbus	L/SO	2-3	1-0-1
3	Oct. 8	vs. Phoenix	W	6-1	2-0-1
4	Oct. 11	at Chicago	L	2-3	2-1-1
5	Oct. 12	at Nashville	L	2-3	2-2-1
6	Oct. 15	vs. Buffalo	L/SO	3-4	2-2-2
7	Oct. 17	vs. Edmonton	W	3-2	3-2-2
8	Oct. 19	vs. Carolina	L	3-4	3-3-2
9	Oct. 22	vs. Vancouver	L/OT	4-5	3-3-3
10	Oct. 25	at Pittsburgh	W	4-3	4-3-3
11	Oct. 26	vs. Philadelphia	L	2-5	4-4-3
12	Oct. 29	vs. NY Rangers	L	2-3	4-5-3
13	Nov. 1	at Ottawa	W/SO	5-4	5-5-3
14	Nov. 2	vs. Boston	W	3-1	6-5-3
15	Nov. 5	at Washington	L	2-6	6-6-3
16	Nov. 7	at Carolina	L	0-1	6-7-3
17	Nov. 9	at Columbus	L	2-5	6-8-3
18	Nov. 10	at Montreal	L	2-4	6-9-3
19	Nov. 12	vs. Nashville	W	3-1	7-9-3
20	Nov. 14	vs. Los Angeles	L	2-3	7-10-3
21	Nov. 16	vs. Detroit	W/SO	5-4	8-10-3
22	Nov. 19	at Toronto	L	2-5	8-11-3
23	Nov. 22	at Pittsburgh	L	3-4	8-12-3
24	Nov. 23	at Philadelphia	L	2-5	8-13-3
25	Nov. 27	vs. Winnipeg	L	2-3	8-14-3
26	Nov. 29	vs. Detroit	L	0-5	8-15-3
27	Nov. 30	vs. Washington	L/OT	2-3	8-15-4
28	Dec. 3	vs. Pittsburgh	L/OT	2-3	8-15-5
29	Dec. 5	at St. Louis	L	1-5	8-16-5
30	Dec. 7	at Los Angeles	L	0-3	8-17-5
31	Dec. 9	at Anaheim	L	2-5	8-18-5
32	Dec. 10	at San Jose	W/SO	3-2	9-18-5
33	Dec. 12	at Phoenix	L	3-6	9-19-5
34	Dec. 14	vs. Montreal	L/OT	0-1	9-19-6
35	Dec. 17	vs. Tampa Bay	L/SO	2-3	9-19-7
36	Dec. 20	at NY Rangers	W	5-3	10-19-7
37	Dec. 21	vs. Anaheim	L	3-5	10-20-7
38	Dec. 23	at Detroit	W	3-0	11-20-7
39	Dec. 28	vs. New Jersey	L	1-2	11-21-7
40	Dec. 29	at Minnesota	W	5-4	12-21-7
41	Dec. 31	at Boston	W	5-3	13-21-7

GAME	DATE	OPPONENT	RESULTS	SCORE	RECORD
42	Jan. 2	vs. Chicago	W/OT	3-2	14-21-7
43	Jan. 4	vs. Carolina	L	2-3	14-22-7
44	Jan. 6	vs. Dallas	W	7-3	15-22-7
45	Jan. 7	at Toronto	W	5-3	16-22-7
46	Jan. 10	at Colorado	W/OT	2-1	17-22-7
47	Jan. 12	at Dallas	W	4-2	18-22-7
48	Jan. 14	at Florida	L	2-4	18-23-7
49	Jan. 16	at Tampa Bay	W/SO	2-1	19-23-7
50	Jan. 18	at Philadelphia	L	4-6	19-24-7
51	Jan. 20	vs. Philadelphia	W/SO	4-3	20-24-7
52	Jan. 21	at NY Rangers	W	5-3	21-24-7
53	Jan. 23	vs. Pittsburgh	L	4-6	21-25-7
54	Jan. 25	vs. St. Louis	L/SO	3-4	21-25-8
55	Jan. 27	vs. Boston	L	3-6	21-26-8
56	Jan. 29	vs. NY Rangers	L	1-2	21-27-8
57	Jan. 31	at NY Rangers	L	1-4	21-28-8
58	Feb. 4	at Washington	W	1-0	22-28-8
59	Feb. 6	vs. Calgary	L	2-4	22-29-8
60	Feb. 8	vs. Colorado	L	2-5	22-30-8
61	Feb. 27	vs. Toronto	W	5-4	23-30-8
62	Mar. 1	vs. New Jersey	L	1-6	23-31-8
63	Mar. 2	vs. Florida	L	3-5	23-32-8
64	Mar. 4	at Winnipeg	W/OT	3-2	24-32-8
65	Mar. 6	at Edmonton	L/OT	2-3	24-32-9
66	Mar. 7	at Calgary	L	3-4	24-33-9
67	Mar. 10	at Vancouver	W	7-4	25-33-9
68	Mar. 14	vs. San Jose	L	3-4	25-34-9
69	Mar. 15	vs. Buffalo	W	4-1	26-34-9
70	Mar. 18	vs. Minnesota	L	0-6	26-35-9
71	Mar. 23	vs. Columbus	W	2-0	27-35-9
72	Mar. 25	at Carolina	W	5-4	28-35-9
73	Mar. 27	at Tampa Bay	L/SO	2-3	28-35-10
74	Mar. 29	vs. New Jersey	W/SO	2-1	29-35-10
75	Apr. 1	vs. Florida	W	4-2	30-35-10
76	Apr. 2	at Ottawa	W	2-1	31-35-10
77	Apr. 5	vs. Washington	L/SO	3-4	31-35-11
78	Apr. 6	at Columbus	L	0-4	31-36-11
79	Apr. 8	vs. Ottawa	L	1-4	31-37-11
80	Apr. 10	at Montreal	W	2-0	32-37-11
81	Apr. 11	at New Jersey	W/SO	3-2	33-37-11
82	Apr. 13	at Buffalo	W/SO	4-3	34-37-11



2012-13 NY ISLANDERS • 24-17-7 (55 PTS) • HEAD COACH – JACK CAPUANO

PLAYER	GP	G-A	PTS	+/-	PIM
John Tavares	48	28-19	47	-2	18
Matt Moulson	47	15-29	44	-3	4
Brad Boyes	48	10-25	35	-6	16
Frans Nielsen	48	6-23	29	-3	12
Mark Streit	48	6-21	27	-14	22
Kyle Okposo	48	4-20	24	-2	38
Michael Grabner	45	16-5	21	+4	12
Josh Bailey	38	11-8	19	+7	6
Colin McDonald	45	7-10	17	-1	32
Casey Cizikas	45	6-9	15	E.	14
Lubomir Visnovsky	35	3-11	14	+12	20
Keith Aucoin	41	6-6	12	-1	4
Andrew MacDoanld	48	3-9	12	-2	20

PLAYER	GP	G-A	PTS	+/-	PIM
Matt Martin	48	4-7	11	-2	63
Travis Hamonic	48	3-7	10	-8	28
David Ullstrom	20	2-3	5	-2	6
Marty Reasoner	31	0-5	5	-3	4
Thomas Hickey	39	1-3	4	+9	8
Brian Strait	19	0-4	4	+4	10
Radek Martinek	13	3-0	3	-2	4
Anders Lee	2	1-1	2	-3	0
Matt Carnner	22	0-2	2	-2	46
Jesse Joensuu	7	0-2	2	+2	6
Joe Finley	16	0-1	1	-5	20
Eric Boulton	15	0-0	0	-4	36

GOALTENDER	GP	MINS	GAA	W	L	OT	EN	SO	GA	SA	SV%
Evgeni Nabokov	41	2,475	2.50	23	11	7	6	3	103	1,139	.910
Kevin Poulin	5	258	3.02	1	3	0	1	0	13	122	.893
Rick DiPietro	3	176	4.09	0	3	0	1	0	12	83	.855

GAME	DATE	OPPONENT	RESULTS	SCORE	RECORD
1	Jan. 19	vs. New Jersey	L	1-2	0-1-0
2	Jan 21	vs. Tampa Bay	W	4-3	1-1-0
3	Jan 24	at Toronto	W	7-4	2-1-0
4	Jan. 25	at Boston	L	2-4	2-2-0
5	Jan. 27	at Winnipeg	L/OT	4-5	2-2-1
6	Jan. 29	at Pittsburgh	W	4-1	3-2-1
7	Jan. 31	at New Jersey	W	5-4	4-2-1
8	Feb. 3	vs. New Jersey	L	0-3	4-3-1
9	Feb. 5	vs. Pittsburgh	L	2-4	4-4-1
10	Feb. 7	at NY Rangers	L	1-4	4-5-1
11	Feb. 9	vs. Buffalo	L	2-3	4-6-1
12	Feb. 11	vs. Carolina	L	4-6	4-7-1
13	Feb. 14	at NY Rangers	W/SO	4-3	5-7-1
14	Feb. 16	vs. New Jersey	W	5-1	6-7-1
15	Feb. 18	vs. Philadelphia	L	0-7	6-8-1
16	Feb. 19	at Ottawa	L	1-3	6-9-1
17	Feb. 21	at Montreal	W/OT	4-3	7-9-1
18	Feb. 23	at Buffalo	W	4-0	8-9-1
19	Feb. 24	vs. Carolina	L	2-4	8-10-1
20	Feb. 26	vs. Boston	L	1-4	8-11-1
21	Feb. 28	vs. Toronto	L/OT	4-5	8-11-2
22	Mar. 3	vs. Ottawa	W/SO	3-2	9-11-2
23	Mar. 5	vs. Montreal	W	6-3	10-11-2
24	Mar. 7	vs. NY Rangers	L/OT	1-2	10-11-3

GAME	DATE	OPPONENT	RESULTS	SCORE	RECORD
25	Mar. 9	vs. Washington	W	5-2	11-11-3
26	Mar. 10	at Pittsburgh	L	1-6	11-12-3
27	Mar. 14	at Tampa Bay	W	2-0	12-12-3
28	Mar. 16	at Florida	W	4-3	13-12-3
29	Mar. 19	vs. Ottawa	L	3-5	13-13-3
30	Mar. 21	vs. Montreal	L	2-5	13-14-3
31	Mar. 22	vs. Pittsburgh	L	2-4	13-15-3
32	Mar. 24	vs. Florida	W	3-0	14-15-3
33	Mar. 26	at Washington	W	3-2	15-15-3
34	Mar. 28	at Philadelphia	W/SO	4-3	16-15-3
35	Mar. 30	at Pittsburgh	L	0-2	16-16-3
36	Apr. 1	at New Jersey	W	3-1	17-16-3
37	Apr. 2	vs. Winnipeg	W	5-2	18-16-3
38	Apr. 4	at Washington	L/SO	1-2	18-16-4
39	Apr. 6	vs. Tampa Bay	W	4-2	19-16-4
40	Apr. 9	vs. Philadelphia	W	4-1	20-16-4
41	Apr. 11	at Boston	W	2-1	21-16-4
42	Apr. 13	vs. NY Rangers	L/OT	0-1	21-16-5
43	Apr. 16	vs. Florida	W	5-2	22-16-5
44	Apr. 18	at Toronto	W	5-3	23-16-5
45	Apr. 20	at Winnipeg	W/SO	5-4	24-16-5
46	Apr. 23	at Carolina	L/SO	3-4	24-16-6
47	Apr. 25	at Philadelphia	L	1-2	24-17-6
48	Apr. 26	at Buffalo	L/SO	1-2	24-17-7



2011-12 NY ISLANDERS • 34-37-11 (79 PTS) • HEAD COACH – JACK CAPUANO

PLAYER	GP	G-A	PTS	+/-	PIM
John Tavares	82	31-50	81	-6	26
Matt Moulson	82	36-33	69	+1	6
PA Parenteau	80	18-49	67	-8	89
Frans Nielsen	82	17-30	47	-3	6
Mark Streit	82	7-40	47	-27	46
Kyle Okposo	79	24-21	45	-15	46
Michael Grabner	78	20-12	32	-10	32
Josh Bailey	80	13-19	32	-18	12
Travis Hamonic	73	2-22	24	+6	73
Andrew MacDonald	47	5-14	19	-5	26
Matt Martin	80	7-7	14	-17	121
Milan Jurcina	65	3-8	11	-34	30
David Ullstrom	29	4-4	8	-2	6
Steve Staios	65	0-8	8	-19	53
Dylan Reese	28	1-6	7	E	11

PLAYER	GP	G-A	PTS	+/-	PIM
Marty Reasoner	61	1-5	6	-25	34
Mark Eaton	62	1-3	4	-17	10
Casey Cizikas	15	0-4	4	+1	6
Jay Pandolfo	62	1-2	3	-14	8
Mike Mottau	29	0-2	2	-10	15
Nino Niederreiter	55	1-0	1	-29	12
Blake Comeau	16	0-0	0	-11	6
Micheal Haley	14	0-0	0	-1	57
Aaron Ness	9	0-0	0	E	2
Rhett Rakhshani	5	0-0	0	E	2
Matt Donovan	3	0-0	0	-3	0
Trevor Gillies	3	0-0	0	-1	0
Ty Wishart	1	0-0	0	E	0
Calvin de Haan	1	0-0	0	+1	0

GOALTENDER	GP	MIN	GAA	W	L	OT	EN	SO	GA	SA	SV%
Evgeni Nabokov	42	2,378	2.55	19	18	3	10	2	101	1172	.914
Anders Nilsson	4	218	2.75	1	2	0	0	1	10	162	.911
Kevin Poulin	6	296	3.04	2	4	0	0	0	15	162	.907
AI Montoya	31	1,720	3.10	9	11	5	3	0	89	832	.893
Rick DiPietro	8	354	3.73	3	2	3	1	0	22	177	.876

GAME	DATE	OPPONENT	RESULTS	SCORE	RECORD
1	Oct. 8	vs. Florida	L	0-2	0-1-0
2	Oct. 10	vs. Minnesota	W	2-1	1-1-0
3	Oct. 13	vs. Tampa Bay	W	5-1	2-1-0
4	Oct. 15	vs. NY Rangers	W	4-2	3-1-0
5	Oct. 20	at Tampa Bay	L	1-4	3-2-0
6	Oct. 22	at Florida	L	2-4	3-3-0
7	Oct. 25	vs. Pittsburgh	L	0-3	3-4-0
8	Oct. 27	at Pittsburgh	L/SO	2-3	3-4-1
9	Oct. 29	vs. San Jose	L/OT	2-3	3-4-2
10	Nov. 3	vs. Winnipeg	L	0-3	3-5-2
11	Nov. 5	vs. Washington	W	5-3	4-5-2
12	Nov. 7	at Boston	L	2-6	4-6-2
13	Nov. 10	at Colorado	L/OT	3-4	4-6-3
14	Nov. 13	at Vancouver	L	1-4	4-7-3
15	Nov. 15	vs. NY Rangers	L	2-4	4-8-3
16	Nov. 17	vs. Montreal	W	4-3	5-8-3
17	Nov. 19	vs. Boston	L	0-6	5-9-3
18	Nov. 21	at Pittsburgh	L	0-5	5-10-3
19	Nov. 23	vs. Philadelphia	L/OT	3-4	5-10-4
20	Nov. 25	vs. New Jersey	L	0-1	5-11-4
21	Nov. 26	at New Jersey	W	3-2	6-11-4
22	Nov. 29	at Buffalo	W	2-1	7-11-4
23	Dec. 2	at Chicago	L/SO	4-5	7-11-5
24	Dec. 3	at Dallas	W	5-4	8-11-5
25	Dec. 6	vs. Tampa Bay	W	5-1	9-11-5
26	Dec. 8	vs. Chicago	L/OT	2-3	9-11-6
27	Dec. 10	vs. Pittsburgh	L	3-6	9-12-6
28	Dec. 13	at Montreal	L	3-5	9-13-6
29	Dec. 15	vs. Dallas	L	2-3	9-14-6
30	Dec. 17	at Minnesota	W/SO	2-1	10-14-6
31	Dec. 20	at Winnipeg	W/SO	3-2	11-14-6
32	Dec. 22	at NY Rangers	L	2-4	11-15-6
33	Dec. 23	vs. Toronto	L	3-5	11-16-6
34	Dec. 26	at NY Rangers	L	0-3	11-17-6
35	Dec. 29	vs. Calgary	W	3-1	12-17-6
36	Dec. 31	vs. Edmonton	W	4-1	13-17-6
37	Jan. 3	at Carolina	W/SO	4-3	14-17-6
38	Jan. 6	at Anaheim	L	2-4	14-18-6
39	Jan. 7	at Phoenix	L	1-5	14-19-6
40	Jan. 10	vs. Detroit	W	5-1	15-19-6
41	Jan. 12	vs. Philadelphia	L	2-3	15-20-6

GAME	DATE	OPPONENT	RESULTS	SCORE	RECORD
42	Jan. 14	vs. Buffalo	W	4-2	16-20-6
43	Jan. 16	vs. Nashville	L	1-3	16-21-6
44	Jan. 17	at Washington	W	3-0	17-21-6
45	Jan. 19	at Philadelphia	W	4-1	18-21-6
46	Jan. 21	vs. Carolina	W/OT	2-1	19-21-6
47	Jan. 23	at Toronto	L	0-3	19-22-6
48	Jan. 24	vs. Toronto	L/OT	3-4	19-22-7
49	Jan. 31	at Carolina	W	5-2	20-22-7
50	Feb. 3	at Ottawa	W/OT	2-1	21-22-7
51	Feb. 4	vs. Buffalo	L/SO	3-4	21-22-8
52	Feb. 7	at Philadelphia	W/SO	1-0	22-22-8
53	Feb. 9	vs. Montreal	L	2-4	22-23-8
54	Feb. 11	vs. Los Angeles	W/OT	2-1	23-23-8
55	Feb. 12	vs. Florida	L	1-4	23-24-8
56	Feb. 14	at Winnipeg	W	3-1	24-24-8
57	Feb. 16	at St. Louis	L	1-5	24-25-8
58	Feb. 18	vs. Carolina	W	4-3	25-25-8
59	Feb. 20	vs. Ottawa	L	0-6	25-26-8
60	Feb. 21	at Buffalo	L	1-2	25-27-8
61	Feb. 24	vs. NY Rangers	W/SO	4-3	26-27-8
62	Feb. 26	at Ottawa	L	2-5	26-28-8
63	Feb. 28	at Washington	L/OT	2-3	26-28-9
64	Mar. 1	at Philadelphia	L	3-6	26-29-9
65	Mar. 3	at Boston	W	3-2	27-29-9
66	Mar. 4	vs. New Jersey	W	1-0	28-29-9
67	Mar. 8	at New Jersey	L	1-5	28-30-9
68	Mar. 10	vs. New Jersey	L	1-2	28-31-9
69	Mar. 11	at NY Rangers	L/OT	2-3	28-31-10
70	Mar. 13	vs. Washington	L/SO	4-5	28-31-11
71	Mar. 15	vs. Philadelphia	L	2-3	28-32-11
72	Mar. 17	at Montreal	W/SO	3-2	29-32-11
73	Mar. 20	at Toronto	W	5-2	30-32-11
74	Mar. 24	at Tampa Bay	L	3-4	30-33-11
75	Mar. 25	at Florida	W/SO	3-2	31-33-11
76	Mar. 27	at Pittsburgh	W	5-3	32-33-11
77	Mar. 29	vs. Pittsburgh	W	5-3	33-33-11
78	Mar. 31	vs. Boston	L	3-6	33-34-11
79	Apr. 1	vs. Ottawa	L	1-5	33-35-11
80	Apr. 3	at New Jersey	L	1-3	33-36-11
81	Apr. 5	vs. Winnipeg	W	5-4	34-36-11
82	Apr. 7	at Columbus	L	3-7	34-37-11



2010-11 NY ISLANDERS • 30-39-13 (73 PTS) • HEAD COACH – SCOTT GORDON/JACK CAPUANO

PLAYER	GP	G-A	PTS	+/-	PIM
John Tavares	79	29-38	67	-16	53
Matt Moulson	82	31-22	53	-10	24
PA Parenteau	81	20-33	53	-8	46
Michael Grabner	76	34-18	52	+13	10
Blake Comeau	77	24-22	46	-17	43
Frans Nielsen	71	13-31	44	+13	38
Josh Bailey	70	11-17	28	-13	37
Andrew MacDonald	60	4-23	27	+9	37
Travis Hamonic	62	5-21	26	+4	103
Jack Hillen	64	4-18	22	-5	45
Rob Schremp	45	10-12	22	-19	12
James Wisniewski	32	3-18	21	-18	18
Kyle Okposo	38	5-15	20	+3	40
Milan Jurcina	46	4-13	17	-4	30
Radek Martinek	64	3-13	16	-5	35
Matt Martin	68	5-9	14	-13	147
Jesse Joensuu	42	6-3	9	-6	33
Doug Weight	18	2-7	9	-3	10
Zenon Konopka	82	2-7	9	-14	307
Dylan Reese	27	0-6	6	-12	15
Bruno Gervais	53	0-6	6	-14	30

PLAYER	GP	G-A	PTS	+/-	PIM
Ty Wishart	20	1-4	5	+5	10
Jon Sim	34	1-3	4	-10	22
Trent Hunter	17	1-3	4	-3	23
Jeremy Colliton	15	2-1	3	-7	10
Micheal Haley	27	2-1	3	-4	85
Mike Mottau	20	0-3	3	-12	8
Mark Eaton	34	0-3	3	-2	8
Trevor Gillies	39	2-0	2	-3	165
Nino Niederreiter	9	1-1	2	-1	8
Mark Katic	11	0-1	1	-9	4
Justin DiBenedetto	8	0-1	1	-2	2
Shane Sims	1	0-0	0	Even	0
Rhett Rakhshani	2	0-0	0	-1	0
Jamie Doornbosch	1	0-0	0	-1	0
Matt Campanale	1	0-0	0	Even	2
AI Montoya	20	0-1	1	Goalie	2
Rick DiPietro	26	0-1	1	Goalie	25
Dwayne Roloson	20	0-1	1	Goalie	2
Kevin Poulin	10	0-0	0	Goalie	0
Nathan Lawson	10	0-0	0	Goalie	0
Mikko Koskinen	4	0-0	0	Goalie	0

GOALTENDER	GP	MINS	GAA	W	L	OT	EN	SO	GA	SA	SV%
AI Montoya	20	1,154	2.39	9	15	5	0	1	46	585	.921
Dwayne Roloson	20	1,206	2.64	6	13	1	2	0	53	629	.916
Kevin Poulin	10	491	2.44	4	2	1	2	0	20	262	.924
Rick DiPietro	26	1,533	3.44	8	14	4	2	1	88	773	.886
Mikko Koskinen	4	208	4.33	2	1	0	2	0	15	118	.873
Nathan Lawson	10	384	4.06	1	4	2	2	0	26	243	.893

GAME	DATE	OPPONENT	RESULTS	SCORE	RECORD
1	Oct. 9	vs. Dallas	L/SO	4-5	0-0-1
2	Oct. 11	vs. NY Rangers	W	6-4	1-0-1
3	Oct. 13	at Washington	L	1-2	1-1-1
4	Oct. 15	at Pittsburgh	L/OT	2-3	1-1-2
5	Oct. 16	vs. Colorado	W	5-2	2-1-2
6	Oct. 18	at Toronto	W/OT	2-1	3-1-2
7	Oct. 21	at Tampa Bay	W/OT	3-2	4-1-2
8	Oct. 23	at Florida	L	3-4	4-2-2
9	Oct. 27	at Montreal	L	3-5	4-3-2
10	Oct. 29	vs. Montreal	L	1-3	4-4-2
11	Oct. 30	at Philadelphia	L	1-6	4-5-2
12	Nov. 3	at Carolina	L	2-7	4-6-2
13	Nov. 4	at Ottawa	L	1-4	4-7-2
14	Nov. 6	vs. Philadelphia	L	1-2	4-8-2
15	Nov. 10	at Anaheim	L	0-1	4-9-2
16	Nov. 11	at San Jose	L/SO	1-2	4-9-3
17	Nov. 13	at Los Angeles	L	1-5	4-10-3
18	Nov. 17	vs. Tampa Bay	L	2-4	4-11-3
19	Nov. 20	vs. Florida	L	1-4	4-12-3
20	Nov. 21	at Atlanta	L/OT	1-2	4-12-4
21	Nov. 24	vs. Columbus	L/OT	3-4	4-12-5
22	Nov. 26	vs. New Jersey	W	2-0	5-12-5
23	Dec. 2	vs. NY Rangers	L	5-6	5-13-5
24	Dec. 3	at NY Rangers	L	0-2	5-14-5
25	Dec. 5	vs. Philadelphia	L	2-3	5-15-5
26	Dec. 9	at Boston	L	2-5	5-16-5
27	Dec. 11	vs. Atlanta	L	4-5	5-17-5
28	Dec. 13	at Nashville	L	0-5	5-18-5
29	Dec. 16	vs. Anaheim	W	3-2	6-18-5
30	Dec. 18	vs. Phoenix	L/SO	3-4	6-18-6
31	Dec. 22	vs. Tampa Bay	W/OT	2-1	7-18-6
32	Dec. 23	at New Jersey	W	5-1	8-18-6
33	Dec. 26	vs. Montreal	W	4-1	9-18-6
34	Dec. 27	at NY Rangers	L	2-7	9-19-6
35	Dec. 29	vs. Pittsburgh	W/SO	2-1	10-19-6
36	Dec. 31	at Detroit	W/OT	4-3	11-19-6
37	Jan. 3	at Calgary	W	5-2	12-19-6
38	Jan. 6	at Edmonton	L	1-2	12-20-6
39	Jan. 8	at Colorado	W/OT	4-3	13-20-6
40	Jan. 9	at Chicago	L	0-5	13-21-6
41	Jan. 11	vs. Vancouver	L/SO	3-4	13-21-7

GAME	DATE	OPPONENT	RESULTS	SCORE	RECORD
42	Jan. 13	vs. Ottawa	L	4-6	13-22-7
43	Jan. 15	vs. Buffalo	W	5-3	14-22-7
44	Jan. 17	vs. New Jersey	L	2-5	14-23-7
45	Jan. 20	vs. Washington	L	1-2	14-24-7
46	Jan. 21	at Buffalo	W	4-2	15-24-7
47	Jan. 23	vs. Buffalo	L	3-5	15-25-7
48	Jan. 25	at Pittsburgh	L	0-1	15-26-7
49	Jan. 26	vs. Carolina	L	2-4	15-27-7
50	Feb. 1	at Atlanta	W	4-1	16-27-7
51	Feb. 2	at Pittsburgh	L	0-3	16-28-7
52	Feb. 5	vs. Ottawa	W	5-3	17-28-7
53	Feb. 8	vs. Toronto	L	3-5	17-29-7
54	Feb. 10	at Montreal	W/SO	4-3	18-29-7
55	Feb. 11	vs. Pittsburgh	W	9-3	19-29-7
56	Feb. 13	at Buffalo	W/OT	7-6	20-29-7
57	Feb. 15	at Ottawa	W/SO	4-3	21-29-7
58	Feb. 17	vs. Boston	L	3-6	21-30-7
59	Feb. 19	vs. Los Angeles	W	3-0	22-30-7
60	Feb. 21	vs. Florida	W	5-1	23-30-7
61	Feb. 22	at Toronto	L	1-2	23-31-7
62	Feb. 24	at Philadelphia	L/OT	3-4	23-31-8
63	Feb. 26	vs. Washington	L	2-3	23-32-8
64	Mar. 1	at Washington	L/OT	1-2	23-32-9
65	Mar. 2	vs. Atlanta	W	4-1	24-32-9
66	Mar. 5	vs. St. Louis	W	5-2	25-32-9
67	Mar. 6	vs. New Jersey	L/SO	2-3	25-32-10
68	Mar. 8	vs. Toronto	W/OT	4-3	26-32-10
69	Mar. 11	vs. Boston	W	4-2	27-32-10
70	Mar. 12	at New Jersey	L/OT	2-3	27-32-11
71	Mar. 15	at NY Rangers	L	3-6	27-33-11
72	Mar. 18	at Carolina	L/OT	2-3	27-33-12
73	Mar. 19	at Florida	W/SO	4-3	28-33-12
74	Mar. 22	at Tampa Bay	W	5-2	29-33-12
75	Mar. 24	vs. Atlanta	L	1-2	29-34-12
76	Mar. 26	vs. Philadelphia	L	1-4	29-35-12
77	Mar. 30	at New Jersey	L	2-3	29-36-12
78	Mar. 31	vs. NY Rangers	W	6-2	30-36-12
79	Apr. 2	vs. Carolina	L	2-4	30-37-12
80	Apr. 6	at Boston	L	2-3	30-38-12
81	Apr. 8	vs. Pittsburgh	L/SO	3-4	30-38-13
82	Apr. 9	at Philadelphia	L	4-7	30-39-13



2009-10 NY ISLANDERS • 34-37-11 (79 PTS) • HEAD COACH – SCOTT GORDON

PLAYER	GP	G-A	PTS	+/-	PIM
John Tavares	82	24-30	54	-15	22
Kyle Okposo	80	19-33	52	-22	34
Mark Streit	82	11-38	49	Even	48
Matt Moulson	82	30-18	48	-1	16
Frans Nielsen	76	12-26	38	+4	6
Blake Comeau	61	17-18	35	-2	40
Josh Bailey	73	16-19	35	+5	18
Richard Park	81	9-22	31	-9	28
Trent Hunter	61	11-17	28	+3	18
Rob Schremp	44	7-18	25	-4	8
Sean Bergenheim	63	10-13	23	+1	45
Jon Sim	77	13-9	22	-4	44
Jack Hillen	69	3-18	21	-5	44
Bruno Gervais	71	3-14	17	-15	31
Doug Weight	36	1-16	17	-1	8
Freddy Meyer	64	4-11	15	-2	40
Jeff Tambellini	36	7-7	14	-8	14
Andy Sutton	54	4-8	12	-3	73

PLAYER	GP	G-A	PTS	+/-	PIM
Tim Jackman	54	4-5	9	-4	98
Andrew MacDonald	46	1-6	7	+4	20
Nate Thompson	39	1-5	6	-14	39
Brendan Witt	42	2-3	5	-18	45
Dylan Reese	19	2-2	4	+4	14
Dustin Kohn	22	0-4	4	-2	4
Radek Martinek	16	2-1	3	-1	12
Matt Martin	5	0-2	2	-1	26
Jesse Joensuu	11	1-0	1	+4	4
Martin Biron	29	0-1	1	Goalie	0
Trevor Gillies	14	0-1	1	-2	75
Rick DiPietro	8	0-1	1	Goalie	2
Mark Flood	6	0-1	1	-4	0
Joel Rechlicz	6	0-0	0	-2	27
Micheal Haley	2	0-0	0	-3	9
Greg Mauldin	1	0-0	0	-1	0
Anton Klementyev	1	0-0	0	Even	0
Dwayne Roloson	50	0-0	0	Goalie	14

GOALTENDER	GP	MINS	GAA	W	L	OT	EN	SO	GA	SA	SV%
Rick DiPietro	8	462	2.60	2	5	0	2	1	20	201	.900
Dwayne Roloson	50	2,897	3.00	23	18	7	2	1	145	1555	.907
Martin Biron	29	1,634	3.27	9	14	4	0	1	89	859	.896

GAME	DATE	OPPONENT	RESULTS	SCORE	RECORD
1	Oct. 3	PIT	L/SO	2-3	0-0-1
2	Oct. 8	at OTT	L/OT	2-3	0-0-2
3	Oct. 10	at BOS	L/SO	3-4	0-0-3
4	Oct. 12	LAK	L	1-2	0-1-3
5	Oct. 16	at BUF	L	3-6	0-2-3
6	Oct. 17	SJS	L	1-4	0-3-3
7	Oct. 21	CAR	W	4-3	1-3-3
8	Oct. 22	at MTL	L	1-5	1-4-3
9	Oct. 24	WSH	L/OT	2-3	1-4-4
10	Oct. 26	at MTL	L/OT	2-3	1-4-5
11	Oct. 28	NYR	W	3-1	2-4-5
12	Oct. 30	at WSH	W/OT	4-3	3-4-5
13	Oct. 31	BUF	W	5-0	4-4-5
14	Nov. 2	EDM	W	3-1	5-4-5
15	Nov. 4	at BUF	L	0-3	5-5-5
16	Nov. 6	at NJD	L	1-2	5-6-5
17	Nov. 7	ATL	W	6-3	6-6-5
18	Nov. 11	at WSH	L/SO	4-5	6-6-6
19	Nov. 13	at CAR	W/OT	4-3	7-6-6
20	Nov. 14	at FLA	L/SO	4-5	7-6-7
21	Nov. 16	at BOS	W	4-1	8-6-7
22	Nov. 20	at MIN	L	2-3	8-7-7
23	Nov. 21	at STL	L	1-4	8-8-7
24	Nov. 23	at TOR	W/OT	4-3	9-8-7
25	Nov. 25	PHI	L	1-2	9-9-7
26	Nov. 27	PIT	W	3-2	10-9-7
27	Nov. 28	at NJD	L	1-6	10-10-7
28	Dec. 3	at ATL	W	4-1	11-10-7
29	Dec. 5	at TBL	L	0-4	11-11-7
30	Dec. 8	at PHI	L	2-6	11-12-7
31	Dec. 9	at TOR	L	2-3	11-13-7
32	Dec. 12	BOS	W/OT	3-2	12-13-7
33	Dec. 14	FLA	L	1-7	12-14-7
34	Dec. 16	at NYR	W	2-1	13-14-7
35	Dec. 17	NYR	L	2-5	13-15-7
36	Dec. 19	MTL	L	0-3	13-16-7
37	Dec. 21	TBL	L	2-4	13-17-7
38	Dec. 23	TOR	W	3-1	14-17-7
39	Dec. 26	at NYR	W/OT	3-2	15-17-7
40	Dec. 27	PHI	L	1-2	15-18-7
41	Dec. 29	CBJ	W/SO	2-1	16-18-7

GAME	DATE	OPPONENT	RESULTS	SCORE	RECORD
42	Dec. 31	OTT	L/SO	2-3	16-18-8
43	Jan. 2	ATL	W/SO	6-5	17-18-8
44	Jan. 6	at COL	W	3-2	18-18-8
45	Jan. 8	at DAL	L	3-4	18-19-8
46	Jan. 9	at PHX	W/SO	5-4	19-19-8
47	Jan. 12	DET	W	6-0	20-19-8
48	Jan. 16	BUF	W/SO	3-2	21-19-8
49	Jan. 18	NJD	W	4-0	22-19-8
50	Jan. 19	at PIT	L	4-6	22-20-8
51	Jan. 21	FLA	W/SO	2-1	23-20-8
52	Jan. 23	NJD	L	2-4	23-21-8
53	Jan. 26	WSH	L	2-7	23-22-8
54	Jan. 28	at CAR	L	1-4	23-23-8
55	Jan. 30	at PHI	L	1-2	23-24-8
56	Jan. 31	at FLA	L	0-2	23-25-8
57	Feb. 4	at TBL	L	2-5	23-26-8
58	Feb. 6	CAR	L	1-3	23-27-8
59	Feb. 9	NSH	W/SO	4-3	24-27-8
60	Feb. 10	at PIT	L	1-3	24-28-8
61	Feb. 13	TBL	W	5-4	25-28-8
62	Feb. 14	OTT	L	3-4	25-29-8
63	Mar. 2	CHI	W	5-3	26-29-8
64	Mar. 4	at ATL	L	3-6	26-30-8
65	Mar. 6	BOS	L	2-3	26-31-8
66	Mar. 9	at PHI	L	2-3	26-32-8
67	Mar. 11	STL	L/SO	1-2	26-32-9
68	Mar. 13	NJD	W	4-2	27-32-9
69	Mar. 14	TOR	W	4-1	28-32-9
70	Mar. 16	at VAN	W	5-2	29-32-9
71	Mar. 19	at ANA	L/OT	4-5	29-32-10
72	Mar. 20	at LAK	L	0-1	29-33-10
73	Mar. 24	at NYR	L	0-5	29-34-10
74	Mar. 25	CLG	W	3-2	30-34-10
75	Mar. 27	at CBJ	W/OT	4-3	31-34-10
76	Mar. 30	NYR	L	3-4	31-35-10
77	Apr. 1	PHI	W	6-4	32-35-10
78	Apr. 3	OTT	W	4-1	33-35-10
79	Apr. 6	MTL	W/SO	4-3	34-35-10
80	Apr. 8	at PIT	L	3-7	34-36-10
81	Apr. 10	at NJD	L	1-7	34-37-10
82	Apr. 11	PIT	L/OT	5-6	34-37-11



2008-09 NY ISLANDERS • 26-47-9 (61 PTS) • HEAD COACH – SCOTT GORDON

PLAYER	GP	G-A	PTS	+/-	PIM
Mark Streit	74	16-40	36	+5	62
Kyle Okposo	65	18-21	39	-6	36
Doug Weight	53	10-28	38	-15	55
Bill Guerin	61	16-20	36	-15	63
Frans Nielsen	59	9-24	33	-4	18
Trent Hunter	55	14-17	31	-8	41
Richard Park	71	14-17	31	-13	34
Andy Hilbert	67	11-16	27	-3	22
Blake Comeau	53	7-18	25	-17	32
Josh Bailey	68	7-18	25	-14	16
Sean Bergenheim	59	15-9	24	-2	64
Mike Comrie	41	7-13	20	-8	26
Bruno Gervais	69	3-16	19	-15	33
Dean McAmmond	62	5-11	16	+7	24
with Ottawa	44	3-4	7	+2	16
with ISLANDERS	18	2-7	9	+5	8
Chris Campoli	51	6-11	17	-20	43
Jon Sim	49	9-6	15	-12	42
Jeff Tambellini	65	7-8	15	-20	32
Tim Jackman	69	5-7	12	-17	155
Radek Martinek	51	6-4	10	-16	28
Andy Sutton	23	2-8	10	+3	40
Freddy Meyer	27	4-5	9	-19	14

PLAYER	GP	G-A	PTS	+/-	PIM
Brendan Witt	65	0-9	9	-34	94
Jack Hillen	40	1-5	6	-9	16
Mike Iggulden	11	1-4	5	-3	4
Nate Thompson	43	2-2	4	-11	49
Thomas Pock	59	1-2	3	-17	35
Jesse Joensuu	7	1-2	3	-1	4
Mike Sillinger	7	2-0	2	-5	0
Joe Callahan	18	0-2	2	+5	4
Rick DiPietro	5	0-2	2	Goalie	2
Trevor Smith	7	1-0	1	-3	0
Kurtis McLean	4	1-0	1	+1	0
Joey MacDonald	49	0-1	1	Goalie	6
Joel Rechiciz	17	0-1	1	-1	68
Yann Danis	10	0-0	0	Goalie	0
Jeremy Colliton	6	0-1	1	-2	2
Brett Skinner	11	0-0	0	+3	4
Mitchell Fritz	20	0-0	0	-4	42
Ben Walter	4	0-0	0	-2	0
Andrew MacDonald	3	0-0	0	+2	2
Peter Mannino	3	0-0	0	Goalie	0
Sean Bentivoglio	1	0-0	0	Even	2
Jamie Frazer	1	0-0	0	Even	0

GOALTENDER	GP	MINS	GAA	W	L	OT	EN	SO	GA	SA	SV%
Yann Danis	31	1,760	2.86	10	17	3	1	2	84	933	.910
Joey MacDonald	49	2,792	3.37	14	26	6	7	1	157	1584	.901
Rick DiPietro	5	256	3.52	1	3	0	0	0	15	139	.892
Peter Mannino	3	133	4.51	1	1	0	0	0	10	87	.885

GAME	DATE	OPPONENT	RESULTS	SCORE	RECORD
1	Oct. 10	at N.J.	L	1-2	0-1-0
2	Oct. 11	STL	W	5-2	1-1-0
3	Oct. 13	BUF	L	1-7	1-2-0
4	Oct. 16	at T.B.	W/OT	4-3	2-2-0
5	Oct. 18	at FLA	L	0-2	2-3-0
6	Oct. 23	DAL	L	3-5	2-4-0
7	Oct. 25	CAR	L	3-4	2-5-0
8	Oct. 27	NYR	L	2-4	2-6-0
9	Oct. 30	at PHI	L/OT	2-3	2-6-1
10	Nov. 1	MTL	L	4-5	2-7-1
11	Nov. 3	CBJ	W/OT	4-3	3-7-1
12	Nov. 4	at NYR	W	2-1	4-7-1
13	Nov. 6	at ATL	L	3-4	4-8-1
14	Nov. 8	PIT	L/SO	3-4	4-8-2
15	Nov. 11	PHI	L	1-3	4-9-2
16	Nov. 13	at OTT	W	3-1	5-9-2
17	Nov. 15	OTT	W	3-2	6-9-2
18	Nov. 17	VAN	W/SO	2-1	7-9-2
19	Nov. 21	at N.J.	L	2-5	7-10-2
20	Nov. 22	at BUF	W	4-2	8-10-2
21	Nov. 24	at MTL	W/SO	4-3	9-10-2
22	Nov. 26	PIT	L	3-5	9-11-2
23	Nov. 28	at BOS	L	2-7	9-12-2
24	Nov. 29	OTT	W	4-2	10-12-2
25	Dec. 4	at WAS	L	2-5	10-13-2
26	Dec. 6	ATL	L	1-5	10-14-2
27	Dec. 8	at TOR	L	2-4	10-15-2
28	Dec. 9	at PHI	L	3-4	10-16-2
29	Dec. 11	at PIT	L	2-9	10-17-2
30	Dec. 13	at CBJ	L	1-3	10-18-2
31	Dec. 16	WAS	L/OT	4-5	10-18-3
32	Dec. 19	at MIN	L	1-4	10-19-3
33	Dec. 20	at NAS	L	0-1	10-20-3
34	Dec. 23	ATL	L	2-4	10-21-3
35	Dec. 26	TOR	W	4-1	11-21-3
36	Dec. 27	at BUF	L/SO	3-4	11-21-4
37	Dec. 29	at NYR	L	4-5	11-22-4
38	Dec. 31	FLA	W	4-2	12-22-4
39	Jan. 2	at PHX	L	4-5	12-23-4
40	Jan. 3	at S.J.	L	3-5	12-24-4
41	Jan. 5	at EDM	L	2-3	12-25-4

GAME	DATE	OPPONENT	RESULTS	SCORE	RECORD
42	Jan. 8	at CGY	L	2-5	12-26-4
43	Jan. 13	NYR	L	1-2	12-27-4
44	Jan. 15	BOS	L	1-2	12-28-4
45	Jan. 17	N.J.	L	1-3	12-29-4
46	Jan. 19	WAS	L/OT	1-2	12-29-5
47	Jan. 21	ANA	W	2-0	13-29-5
48	Jan. 29	at ATL	W	5-4	14-29-5
49	Jan. 31	FLA	W	3-1	15-29-5
50	Feb. 3	T.B.	W	2-6	16-29-5
51	Feb. 5	at FLA	L	2-3	16-30-5
52	Feb. 7	at T.B.	L	0-1	16-31-5
53	Feb. 10	LAK	L/SO	3-4	16-31-6
54	Feb. 11	at N.J.	L	2-4	16-32-6
55	Feb. 14	at PHI	L	1-5	16-33-6
56	Feb. 16	PIT	W/SO	3-2	17-33-6
57	Feb. 18	at NYR	L	1-3	17-34-6
58	Feb. 19	CAR	L	2-6	17-35-6
59	Feb. 21	N.J.	W	4-0	18-35-6
60	Feb. 25	at PIT	L	0-1	18-36-6
61	Feb. 26	MTL	L/SO	4-5	18-36-7
62	Feb. 28	BUF	W	2-0	19-36-7
63	Mar. 2	COL	W	4-2	20-36-7
64	Mar. 5	NYR	L	2-4	20-37-7
65	Mar. 7	N.J.	W	7-3	21-37-7
66	Mar. 8	PHX	W	3-2	22-37-7
67	Mar. 10	at TOR	L/OT	2-3	22-37-8
68	Mar. 12	at MTL	W/OT	3-2	23-37-8
69	Mar. 14	at BOS	L	1-2	23-38-8
70	Mar. 15	at CHI	W	4-2	24-38-8
71	Mar. 20	at CAR	L	4-5	24-39-8
72	Mar. 21	at OTT	L	2-5	24-40-8
73	Mar. 25	MIN	L	2-6	24-41-8
74	Mar. 27	at DET	W	2-0	25-41-8
75	Mar. 28	PHI	L/SO	3-4	25-41-9
76	Apr. 1	at WAS	L	3-5	25-42-9
77	Apr. 2	MTL	L	1-5	25-43-9
78	Apr. 4	T.B.	W	3-1	26-43-9
79	Apr. 7	at CAR	L	0-9	26-44-9
80	Apr. 9	at PIT	L	1-6	26-45-9
81	Apr. 11	PHI	L	2-3	26-46-9
82	Apr. 12	BOS	L	2-6	26-47-9



2007-08 NY ISLANDERS • 35-38-9 (79 PTS) • HEAD COACH – TED NOLAN

PLAYER	GP	G-A	PTS	+/-	PIM
Mike Comrie	76	21-28	49	-21	87
Bill Guerin	81	23-21	44	-15	65
Miroslav Satan	80	16-25	41	-11	39
Trent Hunter	82	12-29	41	-17	43
Josef Vasicek	81	16-19	35	+1	53
Ruslan Fedotenko	67	16-17	33	-9	40
Richard Park	82	12-20	32	-4	20
Mike Sillinger	52	14-12	26	-10	28
Sean Bergenheim	78	10-12	22	-3	62
Bryan Berard	54	5-17	22	-17	48
Chris Campoli	46	4-14	18	-1	16
Marc-Andre Bergeron	46	9-9	18	-14	16
Andy Hilbert	70	8-8	16	+2	18
Blake Comeau	51	8-7	15	+1	22
Radek Martinek	69	0-15	15	-9	40
Bruno Gervais	60	0-13	13	-5	34
Freddy Meyer	57	3-9	12	+2	22
Andy Sutton	58	1-7	8	-6	86
Brendan Witt	59	2-5	7	-8	51
Rick DiPietro	63	0-6	6	Goalie	18
Kyle Okposo	9	2-3	5	+3	2

PLAYER	GP	G-A	PTS	+/-	PIM
Tim Jackman	36	1-3	4	-3	57
Jeff Tambellini	31	1-3	4	-9	8
Frans Nielsen	16	2-1	3	+1	0
Chris Simon	28	1-2	3	-1	43
Rob Davison	34	1-1	2	-6	53
with San Jose	15	0-0	0	-3	21
with ISLANDERS	19	1-1	2	-3	32
Aaron Johnson	30	0-2	2	+2	30
Ben Walter	8	1-0	1	-1	0
Jack Hillen	2	0-1	1	+1	4
Drew Fata	5	0-1	1	-1	4
Jon Sim	2	0-1	1	-1	2
Matthew Spiller	9	0-1	1	-2	7
Darryl Bootland	4	0-1	1	Even.	2
Shawn Bates	2	0-1	1	-2	0
Steve Regier	8	0-0	0	-1	4
Kip Brennan	3	0-0	0	Even.	12
Jeremy Colliton	16	0-0	0	-4	8
Matt Keith	3	0-0	0	-1	0
Wade Dubielewicz	20	0-0	0	Goalie	0
Joey MacDonald	2	0-0	0	Goalie	0

GOALTENDER	GP	MINS	GAA	W	L	OTL	EN	SO	GA	SA	SV%
Wade Dubielewicz	20	1132	2.70	9	9	1	3	0	51	627	.919
Rick DiPietro	63	3707	2.82	26	28	7	3	3	174	1779	.902
Joey MacDonald	2	120	3.00	0	1	1	0	0	6	73	.918

GAME	DATE	OPPONENT	RESULTS	SCORE	RECORD
1	Oct. 5	at BUF	W	6-4	1-0-0
2	Oct. 6	BUF	W	3-2	2-0-0
3	Oct. 8	WSH	L	1-2	2-1-0
4	Oct. 10	NYR	W	2-1	3-1-0
5	Oct. 11	at TOR	L	1-8	3-2-0
6	Oct. 13	at PHI	L	1-3	3-3-0
7	Oct. 18	at WSH	W	5-2	4-3-0
8	Oct. 20	NJ	W/OT	4-3	5-3-0
9	Oct. 27	CAR	L	3-8	5-4-0
10	Nov. 1	T.B.	W	4-0	6-4-0
11	Nov. 3	PIT	W	3-2	7-4-0
12	Nov. 6	NYR	W	3-2	8-4-0
13	Nov. 10	NJ	W	2-1	9-4-0
14	Nov. 12	at PHI	L	2-3	9-5-0
15	Nov. 15	at PIT	L	2-3	9-6-0
16	Nov. 16	at NJ	W	1-0	10-6-0
17	Nov. 19	at NYR	W	2-1	11-6-0
18	Nov. 21	MTL	L	1-4	11-7-0
19	Nov. 23	at BOS	L	1-2	11-8-0
20	Nov. 24	BOS	W	2-1	12-8-0
21	Nov. 26	DAL	L/OT	2-3	12-8-1
22	Nov. 28	OTT	W/SO	3-2	13-8-1
23	Nov. 29	at NYR	L	2-4	13-9-1
24	Dec. 1	ATL	W	0-4	13-10-1
25	Dec. 3	BOS	L	1-3	13-11-1
26	Dec. 5	at ATL	L/SO	3-4	13-11-2
27	Dec. 7	at FLA	L	0-3	13-12-2
28	Dec. 8	at T.B.	W/OT	3-2	14-12-2
29	Dec. 12	at BUF	L	3-5	14-13-2
30	Dec. 13	PHX	L	3-2	15-13-2
31	Dec. 15	PIT	L	2-3	15-14-2
32	Dec. 19	BUF	L	1-2	15-15-2
33	Dec. 21	at PIT	W	4-2	16-15-2
34	Dec. 22	WSH	W/OT	3-2	17-15-2
35	Dec. 26	TOR	W/OT	4-3	18-15-2
36	Dec. 27	at OTT	L	2-5	18-16-2
37	Dec. 29	NJ	W	5-2	19-16-2
38	Dec. 31	at CAR	W	4-1	20-16-2
39	Jan. 3	FLA	L/OT	3-4	20-16-3
40	Jan. 5	at COL	L/OT	1-2	20-16-4
41	Jan. 7	at EDM	L	0-4	20-17-4

GAME	DATE	OPPONENT	RESULTS	SCORE	RECORD
42	Jan. 8	at VAN	L/SO	2-3	20-17-5
43	Jan. 11	at CGY	W/SO	5-4	21-17-5
44	Jan. 13	at OTT	W	3-1	22-17-5
45	Jan. 15	MTL	L	1-3	22-18-5
46	Jan. 16	at NJ	W	3-1	23-18-5
47	Jan. 19	PHI	L	3-5	23-19-5
48	Jan. 21	CAR	L/OT	2-3	23-19-6
49	Jan. 22	at CAR	W	6-3	24-19-6
50	Jan. 24	at BOS	L	1-4	24-20-6
51	Jan. 29	OTT	L	2-5	24-21-6
52	Jan. 31	L.A.	L	1-3	24-22-6
53	Feb. 2	at MTL	L	1-4	24-23-6
54	Feb. 5	ANA	L	0-3	24-24-6
55	Feb. 7	at PIT	L	3-4	24-25-6
56	Feb. 9	at MIN	L/OT	3-4	24-25-7
57	Feb. 12	PHI	W	4-3	25-25-7
58	Feb. 14	at TOR	W	5-4	26-25-7
59	Feb. 16	ATL	W	4-1	27-25-7
60	Feb. 18	S.J.	W	3-2	28-25-7
61	Feb. 20	at WSH	W/SO	3-2	29-25-7
62	Feb. 21	T.B.	W	1-0	30-25-7
63	Feb. 23	at NJ	L	2-4	30-26-7
64	Feb. 26	PIT	L	2-4	30-27-7
65	Feb. 28	at ATL	W/OT	5-4	31-27-7
66	Mar. 1	PHI	L	1-4	31-28-7
67	Mar. 2	FLA	L	0-1	31-29-7
68	Mar. 4	at NYR	W/SO	4-3	32-29-7
69	Mar. 6	NYR	L	1-4	32-30-7
70	Mar. 8	at PHI	L	1-4	32-31-7
71	Mar. 11	at T.B.	L	4-8	32-32-7
72	Mar. 12	at FLA	L	2-4	32-33-7
73	Mar. 15	at MTL	L	0-3	32-34-7
74	Mar. 18	TOR	L	1-3	32-35-7
75	Mar. 21	at NJ	W	3-1	33-35-7
76	Mar. 23	at PHI	L	1-4	33-36-7
77	Mar. 24	PIT	W	4-1	34-36-7
78	Mar. 27	at PIT	L	1-3	34-37-7
79	Mar. 29	PHI	L/SO	3-4	34-37-8
80	Apr. 1	NJ	L/OT	1-2	34-37-9
81	Apr. 3	NYR	L	0-3	34-38-9
82	Apr. 4	at NYR	W/SO	4-3	35-38-9



2006-07 NY ISLANDERS • 40-30-12 (92 PTS) • HEAD COACH – TED NOLAN

PLAYER	GP	G-A	PTS	+/-	PIM
Jason Blake	82	40-29	69	+1	34
Ryan Smyth	71	36-32	68	+2	52
with Edmonton	53	31-22	53	+2	38
with ISLANDERS	18	5-10	15	Even	14
Miroslav Satan	81	27-32	59	-12	46
Mike Sillinger	82	26-33	59	+5	46
Viktor Kozlov	81	25-26	51	+12	28
Alexei Yashin	58	18-32	50	+6	44
Marc-Andre Bergeron	78	14-32	46	-4	38
with Edmonton	55	8-17	25	-9	28
with ISLANDERS	23	6-15	21	+5	10
Tom Poti	78	6-38	44	-1	74
Randy Robitaille	78	11-29	40	-6	44
with Philadelphia	28	5-12	17	-4	22
with ISLANDERS	50	6-17	23	-2	22
Trent Hunter	77	20-15	35	+5	22
Andy Hilbert	81	8-20	28	+10	34
Chris Simon	67	10-17	27	+17	75
Richard Park	82	10-16	26	+4	33
Sean Hill	81	1-24	25	+6	110
Arron Asham	80	11-12	23	+3	63
Richard Zednik	42	7-14	21	-6	18
with Washington	32	6-12	18	-4	16
with ISLANDERS	10	1-2	3	-2	2

PLAYER	GP	G-A	PTS	+/-	PIM
Radek Martinek	43	2-15	17	+19	40
Chris Campoli	51	1-13	14	-3	23
Brendan Witt	81	1-13	14	+14	131
Mike York	32	6-7	13	-9	14
Alexei Zhitnik	30	2-9	11	+13	40
Shawn Bates	48	4-6	10	+13	34
Jeff Tambellini	23	2-7	9	+6	6
Freddy Meyer	60	2-6	8	-4	38
with Philadelphia	25	2-3	5	-4	14
with ISLANDERS	35	0-3	3	Even	24
Bruno Gervais	51	0-6	6	-10	28
Frans Nielsen	15	1-1	2	-2	0
Rick DiPietro	62	0-2	2	Goalie	24
Drew Fata	3	1-0	1	-2	5
Allanourke	11	0-1	1	Even	4
Mike Dunham	19	0-1	1	Goalie	0
Blake Comeau	3	0-0	0	Even	0
Jeremy Colliton	1	0-0	0	-1	0
Eric Boguniecki	11	0-0	0	Even	8
Deron Quint	5	0-0	0	Even	0
Steve Regier	1	0-0	0	Even	0
Wade Dubielewicz	8	0-0	0	Goalie	0

GOALTENDER	GP	MINS	GAA	W	L	OTL	EN	SO	GA	SA	SV%
Wade Dubielewicz	8	378	2.06	4	1	0	1	0	13	198	.934
Rick DiPietro	62	3626	2.58	32	19	0	2	5	156	1917	.919
Mike Dunham	19	979	3.74	4	10	3	2	0	61	552	.889

GAME	DATE	OPPONENT	RESULTS	SCORE	RECORD
1	Oct. 5	at PHX	L	3-6	0-1-0
2	Oct. 7	at S.J.	L	0-2	0-2-0
3	Oct. 10	at L.A.	L	2-4	0-3-0
4	Oct. 11	at ANA	W/SO	5-4	1-3-0
5	Oct. 14	BOS	W	4-1	2-3-0
6	Oct. 16	NSH	L/SO	1-2	2-3-1
7	Oct. 19	PIT	L/OT	3-4	2-3-2
8	Oct. 21	CAR	W/OT	4-3	3-3-2
9	Oct. 26	BUF	L	0-3	3-4-2
10	Oct. 28	FLA	W/OT	4-3	4-4-2
11	Oct. 31	CHI	W	5-2	5-4-2
12	Nov. 2	at N.J.	W	5-2	6-4-2
13	Nov. 4	ATL	L	1-4	6-5-2
14	Nov. 6	T.B.	L	1-5	6-6-2
15	Nov. 9	at PHI	W	3-1	7-6-2
16	Nov. 15	at DAL	W	3-0	8-6-2
17	Nov. 17	at T.B.	L/SO	2-3	8-6-3
18	Nov. 18	at FLA	W	4-1	9-6-3
19	Nov. 20	at TOR	L	2-4	9-7-3
20	Nov. 22	CAR	W	4-2	10-7-3
21	Nov. 24	PIT	W	3-1	11-7-3
22	Nov. 25	WSH	W	4-1	12-7-3
23	Nov. 28	at PIT	L	2-3	12-8-3
24	Nov. 30	PHI	L	2-3	12-9-3
25	Dec. 2	at PIT	W	5-3	13-9-3
26	Dec. 3	at NYR	W	7-4	14-9-3
27	Dec. 5	OTT	L	2-4	14-10-3
28	Dec. 7	MTL	L	2-4	14-11-3
29	Dec. 9	FLA	W/OT	5-4	15-11-3
30	Dec. 15	at PIT	L	4-7	15-12-3
31	Dec. 16	ATL	W	6-0	16-12-3
32	Dec. 19	at NYR	W	4-3	17-12-3
33	Dec. 22	at CAR	L	1-5	17-13-3
34	Dec. 23	CBJ	W	4-0	18-13-3
35	Dec. 26	NYR	W	2-0	19-13-3
36	Dec. 27	at OTT	L	0-2	19-14-3
37	Dec. 30	N.J.	L	0-2	19-15-3
38	Jan. 1	at BUF	L	1-3	19-16-3
39	Jan. 2	PHI	L	2-3	19-17-3
40	Jan. 4	at N.J.	L	3-4	19-18-3
41	Jan. 6	at CAR	L	2-4	19-19-3

GAME	DATE	OPPONENT	RESULTS	SCORE	RECORD
42	Jan. 9	at NYR	W	5-3	20-19-3
43	Jan. 11	at BOS	W/SO	5-4	21-19-3
44	Jan. 13	N.J.	L/OT	1-2	21-19-4
45	Jan. 15	T.B.	L	3-4	21-20-4
46	Jan. 16	at PIT	L	2-3	21-21-4
47	Jan. 18	at PHI	W	4-2	22-21-4
48	Jan. 26	at ATL	L/OT	4-5	22-21-5
49	Jan. 27	BUF	W	5-3	23-21-5
50	Jan. 30	DET	L/OT	3-4	23-21-6
51	Feb. 1	at ATL	W	5-2	24-21-6
52	Feb. 3	at MTL	W	4-2	25-21-6
53	Feb. 4	at WSH	L/SO	1-2	25-21-7
54	Feb. 7	PHI	W	2-0	26-21-7
55	Feb. 8	at N.J.	L	0-2	26-22-7
56	Feb. 10	at BOS	L/SO	3-4	26-22-8
57	Feb. 13	at TOR	W/SO	3-2	27-22-8
58	Feb. 15	BOS	W	4-1	28-22-8
59	Feb. 17	N.J.	L	0-2	28-23-8
60	Feb. 19	PIT	W	6-5	29-23-8
61	Feb. 22	TOR	W/SO	3-2	30-23-8
62	Feb. 24	MTL	W	3-2	31-23-8
63	Feb. 27	PHI	W/OT	6-5	32-23-8
64	Mar. 1	STL	L/OT	2-3	32-23-9
65	Mar. 3	at WSH	W	6-2	33-23-9
66	Mar. 5	at NYR	L/SO	1-2	33-23-10
67	Mar. 8	NYR	L	1-2	33-24-10
68	Mar. 10	WSH	W	5-2	34-24-10
69	Mar. 13	at MTL	L	3-5	34-25-10
70	Mar. 15	at OTT	L	2-5	34-26-10
71	Mar. 17	at FLA	L	5-8	34-27-10
72	Mar. 20	at T.B.	L/OT	3-4	34-27-11
73	Mar. 22	PIT	W	3-1	35-27-11
74	Mar. 24	at PHI	W	4-3	36-27-11
75	Mar. 25	NYR	L/OT	1-2	36-27-12
76	Mar. 27	N.J.	L	2-3	36-28-12
77	Mar. 30	at BUF	L	4-6	36-29-12
78	Mar. 31	OTT	L	2-5	36-30-12
79	Apr. 3	NYR	W/SO	3-2	37-30-12
80	Apr. 5	TOR	W	5-2	38-30-12
81	Apr. 7	at PHI	W	4-2	39-30-12
82	Apr. 8	at N.J.	W/SO	3-2	40-30-12



2005-06 NY ISLANDERS • 36-40-6 (78 PTS) • HEAD COACH – STEVE STIRLING/BRAD SHAW

PLAYER	GP	G-A	PTS	+/-	PIM
Miroslav Satan	82	35-31	66	-8	54
Alexei Yashin	82	28-38	66	-14	68
Jason Blake	76	28-29	57	Even	60
Mark Parrish	57	24-17	41	-14	16
Mike York	75	13-39	52	-9	30
Trent Hunter	82	16-19	35	-9	34
Shawn Bates	66	15-19	34	-11	60
Chris Campoli	80	9-25	34	-16	46
Alexei Zhitnik	59	5-24	29	+4	88
Brent Sopel	57	2-25	27	-9	64
Arron Asham	63	9-15	24	-5	103
Oleg Kvasha	49	9-12	21	-2	32
Robert Nilsson	53	6-14	20	-6	26
Radek Martinek	74	1-16	17	-9	32
Brad Lukowich	57	1-12	13	-3	32
Janne Niimimaa	41	1-9	10	-7	62
Joel Bouchard	25	1-8	9	+5	23
Sean Bergenheim	28	4-5	9	-11	20
Jeff Hamilton	13	2-6	8	Even	8
Wyatt Smith	42	0-8	8	-7	26
Bruno Gervais	27	3-4	7	-1	8
Mattias Weinhandl	53	2-4	6	-4	14
Denis Grebeshkov	29	0-5	5	-12	20
with Los Angeles	8	0-2	2	-4	12
with ISLANDERS	21	0-3	3	-8	8

PLAYER	GP	G-A	PTS	+/-	PIM
Eric Godard	57	2-2	4	-2	115
Jeff Tambellini	25	1-3	4	+1	10
with Los Angeles	4	0-0	0	-1	2
with ISLANDERS	21	1-3	4	+2	8
Petteri Nokelainen	15	1-1	2	-1	4
Jeremy Colliton	19	1-1	2	+2	6
Rob Collins	8	1-1	2	+1	0
Allan Rourke	6	0-1	1	+1	0
John Erskine	60	1-0	1	-15	161
with Dallas	26	0-0	0	-3	62
with ISLANDERS	34	1-0	1	-12	99
Rick DiPietro	63	0-1	1	Goalie	28
Tomi Pettinen	18	0-0	0	-2	16
Kevin Colley	16	0-0	0	-2	52
Masi Marjamaki	1	0-0	0	Even	0
Cole Jarrett	1	0-0	0	+1	0
Matt Koalska	3	0-0	0	-1	2
Steve Regier	9	0-0	0	-1	0
Ryan Caldwell	2	0-0	0	-2	2
Garth Snow	20	0-0	0	Goalie	2
Wade Dubielewicz	7	0-0	0	Goalie	0

GOALTENDER	GP	MINS	GAA	W	L	OT	EN	SO	GA	SA	SV%
Wade Dubielewicz	7	310	2.90	2	3	0	1	0	15	145	.897
Rick DiPietro	63	3572	3.02	30	24	5	7	1	180	1797	.900
Garth Snow	20	1096	3.72	4	13	1	4	0	68	595	.886

GAME	DATE	OPPONENT	RESULTS	SCORE	RECORD
1	Oct. 5	at BUF	L	4-6	0-1-0
2	Oct. 8	CAR	W	3-2	1-1-0
3	Oct. 10	FLA	L	1-3	1-2-0
4	Oct. 13	at WSH	W	5-3	2-2-0
5	Oct. 15	at PHI	L	1-5	2-3-0
6	Oct. 19	at NYR	W/SO	3-2	3-3-0
7	Oct. 20	NYR	W	5-4	4-3-0
8	Oct. 22	at MTL	L	3-4	4-4-0
9	Oct. 25	ATL	W	4-3	5-4-0
10	Oct. 27	at NYR	L	1-3	5-5-0
11	Oct. 29	BUF	L	4-6	5-6-0
12	Nov. 1	BOS	W/OT	4-3	6-6-0
13	Nov. 3	PIT	L	1-5	6-7-0
14	Nov. 5	at OTT	L	0-6	6-8-0
15	Nov. 8	at N.J.	W	4-1	7-8-0
16	Nov. 10	at PHI	L	2-3	7-9-0
17	Nov. 12	BOS	W	5-2	8-9-0
18	Nov. 14	at PIT	W/SO	3-2	9-9-0
19	Nov. 16	at ATL	W	7-3	10-9-0
20	Nov. 17	at T.B.	L	2-3	10-10-0
21	Nov. 19	at FLA	W	5-3	11-10-0
22	Nov. 23	BUF	L/SO	3-4	11-10-1
23	Nov. 25	OTT	L	2-6	11-11-1
24	Nov. 26	at PHI	W	4-2	12-11-1
25	Nov. 29	PHI	L	3-4	12-12-1
26	Dec. 4	at DET	W	2-1	13-12-1
27	Dec. 6	at STL	W	6-3	14-12-1
28	Dec. 8	at CBJ	L/SO	3-4	14-12-2
29	Dec. 10	EDM	W/SO	3-2	15-12-2
30	Dec. 13	MIN	L	3-4	15-13-2
31	Dec. 17	COL	W	5-4	16-13-2
32	Dec. 19	at TOR	L	6-9	16-14-2
33	Dec. 21	N.J.	W	4-2	17-14-2
34	Dec. 23	OTT	L	2-4	17-15-2
35	Dec. 26	at BUF	L	3-6	17-16-2
36	Dec. 28	NYR	L	2-6	17-17-2
37	Dec. 30	at OTT	L	3-4	17-18-2
38	Jan. 2	T.B.	L	1-2	17-19-2
39	Jan. 4	FLA	W/OT	4-3	18-19-2
40	Jan. 6	at CAR	L	1-4	18-20-2
41	Jan. 7	CAR	L	0-3	18-21-2

GAME	DATE	OPPONENT	RESULTS	SCORE	RECORD
42	Jan. 10	at NSH	L	1-2	18-22-2
43	Jan. 12	CGY	W	3-2	19-22-2
44	Jan. 14	VAN	L	1-8	19-23-2
45	Jan. 17	at CHI	W/OT	2-1	20-23-2
46	Jan. 19	at CAR	L	3-4	20-24-2
47	Jan. 21	at N.J.	L/SO	2-3	20-24-3
48	Jan. 24	N.J.	L	0-4	20-25-3
49	Jan. 26	PIT	W/SO	4-3	21-25-3
50	Jan. 28	at BOS	W	4-3	22-25-3
51	Jan. 31	WSH	W	5-3	23-25-3
52	Feb. 2	NYR	L	2-5	23-26-3
53	Feb. 4	at PIT	W/SO	5-4	24-26-3
54	Feb. 6	T.B.	L/OT	2-3	24-26-4
55	Feb. 8	at PHI	L	2-5	24-27-4
56	Feb. 11	at N.J.	W	2-1	25-27-4
57	Feb. 28	MTL	L	3-5	25-28-4
58	Mar. 2	N.J.	W/SO	3-2	26-28-4
59	Mar. 4	PHI	W	4-2	27-28-4
60	Mar. 6	at WSH	L	2-5	27-29-4
61	Mar. 7	N.J.	W/SO	2-1	28-29-4
62	Mar. 10	TOR	W/SO	2-1	29-29-4
63	Mar. 11	at BOS	W	3-1	30-29-4
64	Mar. 14	at N.J.	W	6-1	31-29-4
65	Mar. 16	at ATL	L	2-4	31-30-4
66	Mar. 17	at FLA	L	2-4	31-31-4
67	Mar. 19	at T.B.	L	2-5	31-32-4
68	Mar. 21	MTL	W	3-1	32-32-4
69	Mar. 24	at PIT	L/OT	3-4	32-32-5
70	Mar. 25	ATL	W	5-1	33-32-5
71	Mar. 28	at MTL	L	0-2	33-33-5
72	Mar. 29	NYR	L	1-5	33-34-5
73	Mar. 31	PIT	L	0-4	33-35-5
74	Apr. 2	PHI	L	1-4	33-36-5
75	Apr. 5	at TOR	L	2-3	33-37-5
76	Apr. 6	at NYR	L	1-3	33-38-5
77	Apr. 8	WSH	W	5-0	34-38-5
78	Apr. 11	at NYR	W	3-2	35-38-5
79	Apr. 13	TOR	L/OT	3-4	35-38-6
80	Apr. 15	PIT	W/SO	5-4	36-38-6
81	Apr. 17	at PIT	L	1-6	36-39-6
82	Apr. 18	PHI	L	1-4	36-40-6



2003-04 NY ISLANDERS • 38-29-11-4 (91 PTS) • HEAD COACH – STEVE STIRLING

PLAYER	GP	G-A	PTS	+/-	PIM
Trent Hunter	77	25-26	51	+23	16
Oleg Kvasha	81	15-36	51	+4	48
Mariusz Czerkawski	81	25-24	49	+3	16
Jason Blake	75	22-25	47	+11	56
Adrian Aucoin	81	13-31	44	+20	54
Michael Peca	76	11-29	49	+17	71
Mark Parrish	59	24-11	35	+8	18
Alexei Yashin	47	15-19	34	-1	10
Shawn Bates	69	9-23	32	-8	46
Roman Hamrlik	81	7-22	29	+2	68
Kenny Jonsson	79	5-24	29	+25	22
Janne Niinimaa	82	9-19	28	+12	64
Dave Scatchard	61	9-16	25	+12	78
Arron Asham	79	12-12	24	-12	92
Cliff Ronning	40	9-15	24	+3	2
Mattias Weinhandl	55	8-12	20	+9	26
Justin Papineau	64	8-5	13	+4	8
Eric Cairns	72	2-6	8	-5	189

PLAYER	GP	G-A	PTS	+/-	PIM
Radek Martinek	47	4-3	7	-9	43
Sven Butenschon	41	1-6	7	-3	30
Justin Mapletoft	27	1-4	5	-1	6
Jason Wiemer	13	1-3	4	-1	24
Sean Bergenheim	18	1-1	2	-4	0
Eric Manlow	18	0-2	2	-2	2
Rick DiPietro	50	0-2	2	Goalie	22
Mattias Timander	5	1-1	2	+2	2
Eric Godard	31	0-1	1	-2	97
Garth Snow	39	0-1	1	Goalie	28
Alexander Karpovtsev	3	0-1	1	+1	4
Steve Webb	10	0-0	0	-1	4
Jeff Hamilton	1	0-0	0	Even	0
Derek Bekar	4	0-0	0	Even	2
Tomi Pettinen	4	0-0	0	-2	2
Wade Dubielewicz	2	0-0	0	Goalie	0

GOALTENDER	GP	MINS	GAA	W	L	OTL	EN	SO	GA	SA	SV%
Wade Dubielewicz	2	105	1.71	1	0	1	0	0	3	50	.940
Rick DiPietro	50	2844	2.36	23	18	5	1	5	112	1261	.911
Garth Snow	39	2015	2.80	14	15	5	0	1	94	932	.899

GAME	DATE	OPPONENT	RESULTS	SCORE	RECORD
1	Oct. 9	at WSH	L	1-6	0-1-0-0
2	Oct. 11	at BUF	W	6-0	1-1-0-0
3	Oct. 14	at ATL	T	2-2	1-1-1-0
4	Oct. 18	FLA	W	2-1	2-1-1-0
5	Oct. 20	TOR	W	5-2	3-1-1-0
6	Oct. 23	at MTL	L	0-3	3-2-1-0
7	Oct. 25	PIT	W	7-2	4-2-1-0
8	Oct. 28	N.J.	L	0-4	4-3-1-0
9	Oct. 29	at PIT	T	4-4	4-3-2-0
10	Nov. 1	ANA	W	4-1	5-3-2-0
11	Nov. 3	OTT	W	6-3	6-3-2-0
12	Nov. 6	DAL	W	4-1	7-3-2-0
13	Nov. 8	ATL	L	3-4	7-4-2-0
14	Nov. 11	at PHI	L	1-2	7-5-2-0
15	Nov. 13	MTL	W	3-1	8-5-2-0
16	Nov. 15	at NSH	L	3-4	8-6-2-0
17	Nov. 19	at FLA	W	4-1	9-6-2-0
18	Nov. 20	at T.B.	L	2-3	9-7-2-0
19	Nov. 22	at COL	L	1-2	9-8-2-0
20	Nov. 26	CAR	L	0-2	9-9-2-0
21	Nov. 28	at DET	L	0-6	9-10-2-0
22	Nov. 29	PHI	L	1-5	9-11-2-0
23	Dec. 2	WSH	L	1-4	9-12-2-0
24	Dec. 4	NYR	L	2-4	9-13-2-0
25	Dec. 6	CHI	W	5-2	10-13-2-0
26	Dec. 9	T.B.	W	5-2	11-13-2-0
27	Dec. 10	at N.J.	L/OT	0-1	11-13-2-1
28	Dec. 13	ATL	W	4-0	12-13-2-1
29	Dec. 16	N.J.	W	5-4	13-13-2-1
30	Dec. 18	at NYR	L	3-4	13-14-2-1
31	Dec. 20	at PHI	L	1-3	13-15-2-1
32	Dec. 21	at WSH	W	5-4	14-15-2-1
33	Dec. 23	PHI	W	4-2	15-15-2-1
34	Dec. 26	at N.J.	W	4-3	16-15-2-1
35	Dec. 27	TOR	W	3-1	17-15-2-1
36	Dec. 29	N.J.	W	3-1	18-15-2-1
37	Dec. 31	at PIT	W	6-1	19-15-2-1
38	Jan. 1	at OTT	L	0-1	19-16-2-1
39	Jan. 3	at BOS	T	3-3	19-16-3-1
40	Jan. 6	CGY	L	2-3	19-17-3-1
41	Jan. 8	EDM	W	3-1	20-17-3-1

GAME	DATE	OPPONENT	RESULTS	SCORE	RECORD
42	Jan. 10	NYR	L	2-3	20-18-3-1
43	Jan. 13	at NYR	L	1-4	20-19-3-1
44	Jan. 15	at OTT	T	4-4	20-19-4-1
45	Jan. 17	BUF	W	4-2	21-19-4-1
46	Jan. 19	OTT	W	5-2	22-19-4-1
47	Jan. 20	at TOR	L	0-2	22-20-4-1
48	Jan. 23	at CAR	W	3-2	23-20-4-1
49	Jan. 24	at ATL	W	3-0	24-20-4-1
50	Jan. 27	BOS	T	2-2	24-20-5-1
51	Jan. 29	at BOS	L/OT	1-2	24-20-5-2
52	Jan. 31	FLA	W	4-2	25-20-5-2
53	Feb. 3	VAN	W/OT	5-4	26-20-5-2
54	Feb. 5	at MTL	L	1-2	26-21-5-2
55	Feb. 10	at COL	T	1-1	26-21-6-2
56	Feb. 11	at DAL	T	4-4	26-21-7-2
57	Feb. 13	at PHX	W	5-2	27-21-7-2
58	Feb. 16	L.A.	T	1-1	27-21-8-2
59	Feb. 18	PIT	L	3-3	28-21-8-2
60	Feb. 19	at NYR	L	2-6	28-22-8-2
61	Feb. 21	BUF	W	4-1	29-22-8-2
62	Feb. 24	BOS	T	0-0	29-22-9-2
63	Feb. 26	NYR	L	3-6	29-23-9-2
64	Feb. 27	at BUF	W	4-2	30-23-9-2
65	Feb. 29	PIT	L/OT	2-3	30-23-9-3
66	Mar. 2	at PIT	T	3-3	30-23-10-3
67	Mar. 4	at TOR	L	2-6	30-24-10-3
68	Mar. 6	STL	L	2-4	30-25-10-3
69	Mar. 9	at STL	L/OT	2-3	30-25-10-4
70	Mar. 11	at S.J.	L	4-5	30-26-10-4
71	Mar. 12	at ANA	W	3-1	31-26-10-4
72	Mar. 16	at T.B.	W	3-1	32-26-10-4
73	Mar. 17	at FLA	L	4-6	32-27-10-4
74	Mar. 19	MIN	W	3-1	33-27-10-4
75	Mar. 21	T.B.	W	3-0	34-27-10-4
76	Mar. 23	WSH	W	3-0	35-27-10-4
77	Mar. 25	at PHI	W	4-2	36-27-10-4
78	Mar. 27	CAR	L	2-3	36-28-10-4
79	Mar. 28	at N.J.	L	2-3	36-29-10-4
80	Mar. 31	MTL	W	5-1	37-29-10-4
81	Apr. 2	at CAR	W	6-4	38-29-10-4
82	Apr. 4	PHI	T	3-3	38-29-11-4



2002-03 NY ISLANDERS • 35-34-11-2 (83 PTS) • HEAD COACH – PETER LAVIOLETTE

PLAYER	GP	G-A	PTS	+/-	PIM
Alexei Yashin	81	26-39	65	-12	32
Jason Blake	81	25-30	55	+16	58
Mark Parrish	81	23-25	48	-11	28
Dave Scatchard	81	27-18	45	+9	108
Shawn Bates	74	13-29	43	-9	52
Michael Peca	66	13-29	42	-4	43
Roman Hamrlik	73	9-32	41	+21	87
Adrian Aucoin	73	8-27	35	-5	70
Janne Niinimaa	76	5-29	34	-9	80
with Edmonton	63	4-24	28	-7	66
with ISLANDERS	13	1-5	6	-2	14
Jason Weimer	81	9-19	28	+5	116
Kenny Jonsson	71	8-18	26	-8	24
Oleg Kvasha	69	12-14	26	+4	44
Mattias Weinhandl	47	6-17	23	-2	10
Brad Isbister	53	10-13	23	Even	34
Randy Robitaille	51	6-14	20	+5	10
with Pittsburgh	41	5-12	17	+5	8
with ISLANDERS	10	1-2	3	Even	2
Mattias Timander	80	3-13	16	-2	24
Radek Martinek	66	2-11	13	+15	26

PLAYER	GP	G-A	PTS	+/-	PIM
Justin Papineau	16	3-3	6	Even	4
with St. Louis	11	2-1	3	-1	0
with ISLANDERS	5	1-2	3	+1	4
Claude Lapointe	66	6-6	12	-3	20
Eric Cairns	60	1-4	5	-7	124
Raffi Torres	17	0-5	5	Even	10
Justin Mapletoft	11	2-2	4	-1	2
Sven Butenschon	37	0-4	4	-6	26
Trent Hunter	8	0-4	4	+5	4
Eric Manlow	8	2-1	3	+2	4
Steve Webb	49	1-0	1	-5	75
Eric Godard	19	0-0	0	-3	48
Alan Letang	4	0-0	0	-1	0
Ray Shultz	4	0-0	0	-1	28
Brandon Smith	3	0-0	0	-2	0
Alain Nasreddine	3	0-0	0	Even	2
Tomi Pettinen	2	0-0	0	+1	0
Garth Snow	43	0-0	0	Goalie	24
Chris Osgood	37	0-0	0	Goalie	12
Rick DiPietro	10	0-0	0	Goalie	2

GOALTENDER	GP	MINS	GAA	W	L	OTL	EN	SO	GA	SA	SV%
Garth Snow	43	2390	2.31	16	17	5	8	1	92	1120	.918
Chris Osgood	37	1993	2.92	17	14	4	4	2	97	912	.894
Rick DiPietro	10	585	2.97	2	5	2	1	0	29	273	.894

GAME	DATE	OPPONENT	RESULTS	SCORE	RECORD
1	Oct. 10	at BUF	L	1-5	0-1-0-0
2	Oct. 12	WSH	L	1-2	0-2-0-0
3	Oct. 15	NSH	W/OT	4-3	1-2-0-0
4	Oct. 17	at PHI	T	3-3	1-2-1-0
5	Oct. 19	at ATL	W	5-4	2-2-1-0
6	Oct. 22	CAR	L	1-4	2-3-1-0
7	Oct. 24	FLA	W	5-3	3-3-1-0
8	Oct. 26	PHI	L	2-6	3-4-1-0
9	Oct. 29	PHX	L	2-3	3-5-1-0
10	Oct. 30	at CAR	L	2-4	3-6-1-0
11	Nov. 2	STL	L	1-6	3-7-1-0
12	Nov. 4	CGY	L	2-4	3-8-1-0
13	Nov. 7	at MTL	L	0-3	3-9-1-0
14	Nov. 8	EDM	W	4-2	4-9-1-0
15	Nov. 10	DAL	W	3-2	5-9-1-0
16	Nov. 12	OTT	L	3-5	5-10-1-0
17	Nov. 14	at BOS	L	1-4	5-11-1-0
18	Nov. 16	at PIT	W	3-2	6-11-1-0
19	Nov. 20	at FLA	T	3-3	6-11-2-0
20	Nov. 21	at T.B.	W	7-2	7-11-2-0
21	Nov. 23	at NYR	W	3-1	8-11-2-0
22	Nov. 27	OTT	T	2-2	8-11-3-0
23	Nov. 29	CBJ	L	2-4	8-12-3-0
24	Nov. 30	at OTT	L	2-4	8-13-3-0
25	Dec. 3	VAN	W	2-1	9-13-3-0
26	Dec. 6	TOR	W	4-2	10-13-3-0
27	Dec. 7	at PIT	W	6-3	11-13-3-0
28	Dec. 10	CHI	L	2-3	11-14-3-0
29	Dec. 13	at FLA	T	3-3	11-14-4-0
30	Dec. 14	at T.B.	L	3-4	11-15-4-0
31	Dec. 17	DET	T	2-2	11-15-5-0
32	Dec. 19	at MIN	W	4-2	12-15-5-0
33	Dec. 21	WSH	L	1-3	12-16-5-0
34	Dec. 23	MTL	W	3-1	13-16-5-0
35	Dec. 28	CAR	W/OT	3-0	14-16-5-0
36	Dec. 30	FLA	W	2-1	15-16-5-0
37	Dec. 31	at BUF	W/OT	1-0	16-16-5-0
38	Jan. 3	BOS	W	8-4	17-16-5-0
39	Jan. 4	at PIT	L/OT	2-3	17-16-5-1
40	Jan. 7	PIT	W	6-3	18-16-5-1
41	Jan. 9	PHI	L	0-4	18-17-5-1

GAME	DATE	OPPONENT	RESULTS	SCORE	RECORD
42	Jan. 11	ATL	W	7-3	19-17-5-1
43	Jan. 13	at WSH	L/OT	3-4	19-17-5-2
44	Jan. 15	at N.J.	L	0-5	19-18-5-2
45	Jan. 16	at STL	W/OT	3-2	20-18-5-2
46	Jan. 19	at ATL	W	4-1	21-18-5-2
47	Jan. 21	NYR	L	0-5	21-19-5-2
48	Jan. 24	at PHI	W	3-1	22-19-5-2
49	Jan. 25	at CBJ	L	1-4	22-20-5-2
50	Jan. 28	PIT	W	5-2	23-20-5-2
51	Jan. 30	MTL	W	3-1	24-20-5-2
52	Feb. 4	PHI	L	1-2	24-21-5-2
53	Feb. 7	at WSH	L	0-3	24-22-5-2
54	Feb. 8	BUF	W	3-1	25-22-5-2
55	Feb. 11	T.B.	W	6-2	26-22-5-2
56	Feb. 13	at NSH	L	0-2	26-23-5-2
57	Feb. 15	at L.A.	W	3-2	27-23-5-2
58	Feb. 17	at ANA	T	2-2	27-23-6-2
59	Feb. 19	at S.J.	W	3-0	28-23-6-2
60	Feb. 21	COL	W	4-1	29-23-6-2
61	Feb. 23	BOS	T	4-4	29-23-7-2
62	Feb. 25	at TOR	L	2-5	29-24-7-2
63	Feb. 27	N.J.	T	3-3	29-24-8-2
64	Mar. 1	BUF	W/OT	2-1	30-24-8-2
65	Mar. 3	at NYR	T	1-1	30-24-9-2
66	Mar. 4	T.B.	L	1-3	30-25-9-2
67	Mar. 6	at BOS	L	1-4	30-26-9-2
68	Mar. 8	N.J.	L	2-4	30-27-9-2
69	Mar. 11	at VAN	L	3-4	30-28-9-2
70	Mar. 13	at EDM	W	5-2	31-28-9-2
71	Mar. 15	at OTT	W	5-2	32-28-9-2
72	Mar. 17	at NYR	L	0-1	32-29-9-2
73	Mar. 18	at TOR	T	3-3	32-29-10-2
74	Mar. 20	at MTL	W	6-3	33-29-10-2
75	Mar. 22	N.J.	L	2-4	33-30-10-2
76	Mar. 25	at CHI	W	9-2	34-30-10-2
77	Mar. 28	at TOR	L	2-5	34-31-10-2
78	Mar. 30	at N.J.	L	0-6	34-32-10-2
79	Apr. 1	NYR	T	2-2	34-32-11-2
80	Apr. 3	at DET	L	2-5	34-33-11-2
81	Apr. 5	ATL	L	2-3	34-34-11-2
82	Apr. 6	at CAR	W	2-1	35-34-11-2



2001-02 NY ISLANDERS • 42-28-8-4 (96 PTS) • HEAD COACH – PETER LAVIOLETTE

PLAYER	GP	G-A	PTS	+/-	PIM
Alexei Yashin	78	32-43	75	-3	25
Mark Parrish	78	30-30	60	+10	32
Michael Peca	80	25-35	60	+19	62
Shawn Bates	71	17-35	52	+18	30
Mariusz Czerkawski	82	22-29	51	-8	48
Brad Isbister	79	17-21	38	+1	113
Oleg Kvasha	71	13-25	38	-4	80
Roman Hamrlik	70	11-26	37	+7	78
Adrian Aucoin	81	12-22	34	+23	62
Kenny Jonsson	76	10-22	32	+15	26
Dave Scatchard	80	12-15	27	-4	111
Kip Miller	37	7-17	24	+2	6
Claude Lapointe	80	9-12	21	-9	60
Dick Tarnstrom	62	3-16	19	-12	38
Jason Blake	82	8-10	18	-11	36
Mats Lindgren	59	3-12	15	Even	16
Darren Van Impe	67	3-8	11	+12	59
with NY Rangers	17	1-0	1	+3	12
with Florida	36	1-6	7	+3	31
with ISLANDERS	14	1-2	3	+6	16
Eric Cairns	74	2-5	7	-2	176
Steve Webb	60	2-4	6	Even	104

PLAYER	GP	G-A	PTS	+/-	PIM
Marko Kiprusoff	27	0-6	6	Even	4
Radek Martinek	23	1-4	5	+5	16
Chris Osgood	66	0-4	4	Goalie	10
Juraj Kolnik	7	2-0	2	-2	0
Branislav Mezei	24	0-2	2	+2	12
Ken Sutton	21	0-2	2	-5	8
Evgeny Korolev	17	0-2	2	Even	6
Raffi Torres	14	0-1	1	+2	6
Jim Cummins	12	0-0	0	-6	31
Jason Krog	2	0-0	0	Even	0
Ted Donato	5	0-0	0	-5	4
with ISLANDERS	1	0-0	0	-1	0
with St. Louis	2	0-0	0	-2	2
with Los Angeles	2	0-0	0	-2	2
Alexander Kharitonov	5	0-0	0	-1	4
Ray Schultz	2	0-0	0	-1	5
Ray Giroux	2	0-0	0	-1	2
Marko Tuomainen	1	0-0	0	-1	0
Kevin Haller	1	0-0	0	-1	2
Jason Podollan	1	0-0	0	Even	2
Dave Roche	1	0	0	Even	0
Garth Snow	25	0-0	0	Goalie	14

GOALTENDER	GP	MINS	GAA	W	L	OTL	EN	SO	GA	SA	SV%
Chris Osgood	66	3743	2.50	32	25	6	6	4	156	1727	.910
Garth Snow	25	1217	2.71	10	7	2	3	2	55	549	.900

GAME	DATE	OPPONENT	RESULTS	SCORE	RECORD
1	Oct. 5	at TB	W	3-2	1-0-0-0
2	Oct. 6	at FLA	W	3-0	2-0-0-0
3	Oct. 10	at PIT	W	6-3	3-0-0-0
4	Oct. 11	at N.J.	W	6-4	4-0-0-0
5	Oct. 13	DET	L/OT	4-5	4-0-0-1
6	Oct. 17	at CAR	W	4-0	5-0-0-1
7	Oct. 18	CAR	W/OT	2-1	6-0-0-1
8	Oct. 20	S.J.	T	2-2	6-0-1-1
9	Oct. 26	at CAR	W/OT	3-2	7-0-1-1
10	Oct. 28	DAL	W/OT	3-2	8-0-1-1
11	Oct. 30	FLA	W	3-2	9-0-1-1
12	Nov. 2	at DET	L	1-2	9-1-1-1
13	Nov. 3	at PHI	W	2-1	10-1-1-1
14	Nov. 6	T.B.	W	3-0	11-1-1-1
15	Nov. 8	NYR	L	2-6	11-2-1-1
16	Nov. 10	at MTL	L	2-3	11-3-1-1
17	Nov. 14	at PIT	T	3-3	11-3-2-1
18	Nov. 16	at COL	L	0-1	11-4-2-1
19	Nov. 17	at PHX	L	1-6	11-5-2-1
20	Nov. 19	at DAL	W	3-2	12-5-2-1
21	Nov. 21	COL	W	5-4	13-5-2-1
22	Nov. 23	TOR	W	3-1	14-5-2-1
23	Nov. 24	ANA	W	5-3	15-5-2-1
24	Nov. 27	WSH	T	5-5	15-5-3-1
25	Nov. 29	MTL	T	1-1	15-5-4-1
26	Dec. 1	BUF	L	2-4	15-6-4-1
27	Dec. 4	PHI	L	2-3	15-7-4-1
28	Dec. 6	at PHI	W	2-0	16-7-4-1
29	Dec. 7	at CHI	L	3-4	16-8-4-1
30	Dec. 11	OTT	T	2-2	16-8-5-1
31	Dec. 12	at N.J.	L/OT	2-3	16-8-5-2
32	Dec. 15	FLA	L	1-3	16-9-5-2
33	Dec. 18	EDM	W	4-1	17-9-5-2
34	Dec. 21	at NYR	W	2-1	18-9-5-2
35	Dec. 22	BOS	L	2-4	18-10-5-2
36	Dec. 27	at OTT	L	2-5	18-11-5-2
37	Dec. 29	MTL	W/OT	6-5	19-11-5-2
38	Jan. 1	at WSH	L	2-3	19-12-5-2
39	Jan. 3	PIT	W	4-2	20-12-5-2
40	Jan. 5	L.A.	L	0-3	20-13-5-2
41	Jan. 6	at ATL	W	3-2	21-13-5-2

GAME	DATE	OPPONENT	RESULTS	SCORE	RECORD
42	Jan. 8	CGY	L	2-5	21-14-5-2
43	Jan. 10	at MTL	L	2-0	21-15-5-2
44	Jan. 12	at BOS	W	5-4	22-15-5-2
45	Jan. 15	at CGY	W	3-1	23-15-5-2
46	Jan. 17	at S.J.	L	2-3	23-16-5-2
47	Jan. 19	at L.A.	W	3-2	24-16-5-2
48	Jan. 22	NYR	L	4-5	24-17-5-2
49	Jan. 24	PIT	L/OT	4-5	24-17-5-3
50	Jan. 26	T.B.	W	6-2	25-17-5-3
51	Jan. 29	N.J.	L	1-3	25-18-5-3
52	Jan. 30	at NYR	W	6-3	26-18-5-3
53	Feb. 4	at FLA	T	6-6	26-18-6-3
54	Feb. 5	STL	W	4-3	27-18-6-3
55	Feb. 7	TOR	W	4-1	28-18-6-3
56	Feb. 10	at MIN	L	3-4	28-19-6-3
57	Feb. 12	at PHI	W/OT	1-0	29-19-6-3
58	Feb. 26	BOS	T	3-3	29-19-7-3
59	Mar. 1	at ATL	L	3-4	29-20-7-3
60	Mar. 2	ATL	W	4-1	30-20-7-3
61	Mar. 4	PIT	L	2-4	30-21-7-3
62	Mar. 7	BUF	L	0-5	30-22-7-3
63	Mar. 8	at CBJ	L	2-4	30-23-7-3
64	Mar. 10	ATL	W	6-1	31-23-7-3
65	Mar. 12	at BUF	W	3-0	32-23-7-3
66	Mar. 13	at N.J.	L	2-3	32-24-7-3
67	Mar. 16	at OTT	L	3-4	32-25-7-3
68	Mar. 19	at TOR	L/OT	2-3	32-25-7-4
69	Mar. 21	VAN	W	3-2	33-25-7-4
70	Mar. 23	MIN	W	2-1	34-25-7-4
71	Mar. 25	NYR	W	4-2	35-25-7-4
72	Mar. 27	OTT	L	1-4	35-26-7-4
73	Mar. 28	at TOR	W	5-4	36-26-7-4
74	Mar. 30	at WSH	L	2-4	36-27-7-4
75	Apr. 1	N.J.	W	4-2	37-27-7-4
76	Apr. 3	at BUF	T	1-1	37-27-8-4
77	Apr. 4	at BOS	W/OT	2-1	38-27-8-4
78	Apr. 6	WSH	W	5-4	39-27-8-4
79	Apr. 8	CAR	L	1-2	39-28-8-4
80	Apr. 11	at NSH	W	5-2	40-28-8-4
81	Apr. 12	at T.B.	W	3-1	41-28-8-4
82	Apr. 14	PHI	W	3-1	42-28-8-4



2000-01 NY ISLANDERS • 21-51-7-3 (52 PTS) • HEAD COACH – BUTCH GORING/LORNE HENNING

PLAYER	GP	G-A	PTS	+/-	PIM
Mariusz Czerkawski	82	30-32	62	-24	48
Roman Hamrik	76	16-30	46	-20	92
Dave Scatchard	81	21-24	45	-9	114
Tim Connolly	82	10-31	41	-14	42
Brad Isbister	51	18-14	32	-19	59
Claude Lapointe	80	9-23	32	-2	56
Mark Parrish	70	17-13	30	-27	28
Kenny Jonsson	65	8-21	29	-22	30
Bill Muckalt	60	11-15	26	-4	33
Oleg Kvasha	62	11-9	20	-15	46
Garry Galley	56	6-14	20	-4	59
Taylor Pyatt	78	4-14	18	-17	39
Jason Blake	30	4-8	12	-12	24
Zdeno Chara	82	2-7	9	-27	157
Aris Brimanis	56	0-8	8	-12	26
Juraj Kolnik	29	4-3	7	-8	12
Mark Lawrence	36	3-4	7	-9	32
Mats Lindgren	20	3-4	7	+4	10
Steve Martins	59	2-4	6	-16	33
with Tampa Bay	20	1-1	2	-9	13
with ISLANDERS	39	1-3	4	-7	20

PLAYER	GP	G-A	PTS	+/-	PIM
Kevin Haller	30	1-5	6	+5	56
Jeff Toms	39	2-4	6	-7	10
Mike Stapleton	34	1-4	5	-5	2
Branislav Mezei	42	1-4	5	-5	53
Eric Cairns	45	2-2	4	-18	106
Jason Krog	9	0-3	3	+4	0
Craig Berube	60	0-3	3	-5	72
Ray Schultz	13	0-2	2	-1	40
Rick DiPietro	20	0-2	2	Goalie	6
Steve Webb	31	0-2	2	+1	35
Anders Myrvold	12	0-1	1	-2	0
Mathieu Biron	14	0-1	1	+2	12
Evgeny Korolev	8	0-0	0	Even	6
Robert Petrovicky	11	0-0	0	-1	4
Jesse Belanger	12	0-0	0	-5	2
John Vanbiesbrouck	44	0-0	0	Goalie	8
Wade Flaherty	20	0-0	0	Goalie	2
Chris Terreri	18	0-0	0	Goalie	2
with New Jersey	10	0-0	0	Goalie	0
with ISLANDERS	8	0-0	0	Goalie	2

GOALTENDER	GP	MINS	GAA	W	L	OTL	EN	SO	GA	SA	SV%
Chris Terreri	8	443	2.44	2	4	1	2	0	18	205	.912
J. Vanbiesbrouck	44	2390	3.01	10	25	5	4	1	120	1177	.898
Wade Flaherty	20	1017	3.30	6	10	0	3	1	56	470	.881
Rick DiPietro	20	1083	3.49	3	15	1	2	0	63	515	.878

GAME	DATE	OPPONENT	RESULTS	SCORE	RECORD
1	Oct. 6	at TB	T	3-3	0-0-1-0
2	Oct. 11	at TOR	L	2-3	0-1-1-0
3	Oct. 14	CGY	L	0-2	0-2-1-0
4	Oct. 17	ANA	L	3-4	0-3-1-0
5	Oct. 20	at ATL	W	5-3	1-3-1-0
6	Oct. 21	at WSH	T	4-4	1-3-2-0
7	Oct. 27	MTL	W	2-1	2-3-2-0
8	Oct. 28	at MTL	W	2-1	3-3-2-0
9	Oct. 31	BOS	W	4-2	4-3-2-0
10	Nov. 1	at FLA	W	3-0	5-3-2-0
11	Nov. 3	at TB	L/OT	3-4	5-3-2-1
12	Nov. 5	L.A.	L	1-4	5-4-2-1
13	Nov. 7	NSH	W	2-1	6-4-2-1
14	Nov. 9	at BUF	L	0-3	6-5-2-1
15	Nov. 11	S.J.	L	0-4	6-6-2-1
16	Nov. 16	at L.A.	L	1-5	6-7-2-1
17	Nov. 18	at S.J.	L	3-5	6-8-2-1
18	Nov. 19	at ANA	L	1-2	6-9-2-1
19	Nov. 22	NYR	L/OT	3-4	6-9-2-2
20	Nov. 24	at WSH	L	0-1	6-10-2-2
21	Nov. 25	DET	L	3-4	6-11-2-2
22	Nov. 27	T.B.	W	7-4	7-11-2-2
23	Nov. 30	TOR	L	4-6	7-12-2-2
24	Dec. 1	at N.J.	T	0-0	7-12-3-2
25	Dec. 3	N.J.	T	1-1	7-12-4-2
26	Dec. 6	at FLA	W	4-1	8-12-4-2
27	Dec. 9	ATL	L	2-5	8-13-4-2
28	Dec. 10	at PHI	L	2-5	8-14-4-2
29	Dec. 12	WSH	L	2-3	8-15-4-2
30	Dec. 15	TOR	W	3-2	9-15-4-2
31	Dec. 16	at OTT	L	0-6	9-16-4-2
32	Dec. 19	CAR	W	2-1	10-16-4-2
33	Dec. 21	DAL	L	1-3	10-17-4-2
34	Dec. 23	CBJ	L	5-7	10-18-4-2
35	Dec. 27	BOS	L	2-5	10-19-4-2
36	Dec. 29	ATL	W	5-2	11-19-4-2
37	Dec. 30	BUF	L	0-2	11-20-4-2
38	Jan. 2	MTL	L	0-3	11-21-4-2
39	Jan. 4	at N.J.	L	2-4	11-22-4-2
40	Jan. 6	PHX	L	1-2	11-23-4-2
41	Jan. 7	at CAR	L	2-5	11-24-4-2

GAME	DATE	OPPONENT	RESULTS	SCORE	RECORD
42	Jan. 9	CHI	L	3-6	11-25-4-2
43	Jan. 12	at PIT	L	3-4	11-26-4-2
44	Jan. 13	PIT	W	6-5	12-26-4-2
45	Jan. 16	at COL	L	1-4	12-27-4-2
46	Jan. 19	at MIN	L	2-3	12-28-4-2
47	Jan. 21	at ATL	T	4-4	12-28-5-2
48	Jan. 23	OTT	L	2-3	12-29-5-2
49	Jan. 26	at NYR	W	3-2	13-29-5-2
50	Jan. 27	BUF	L	1-2	13-30-5-2
51	Jan. 31	N.J.	W	3-2	14-30-5-2
52	Feb. 1	at PHI	L	0-2	14-31-5-2
53	Feb. 7	at BUF	L/OT	1-2	14-31-5-3
54	Feb. 9	PHI	L	2-5	14-32-5-3
55	Feb. 10	at MTL	L	3-5	14-33-5-3
56	Feb. 12	at OTT	L	1-3	14-34-5-3
57	Feb. 14	PHI	L	1-3	14-35-5-3
58	Feb. 16	at EDM	W	4-2	15-35-5-3
59	Feb. 18	at VAN	L	2-3	15-36-5-3
60	Feb. 22	PHI	W/OT	4-3	16-36-5-3
61	Feb. 24	FLA	W	5-4	17-36-5-3
62	Feb. 25	at PIT	L	1-6	17-37-5-3
63	Feb. 27	N.J.	L	1-4	17-38-5-3
64	Mar. 1	CAR	L	1-3	17-39-5-3
65	Mar. 3	T.B.	L	0-6	17-40-5-3
66	Mar. 5	at NYR	W	5-2	18-40-5-3
67	Mar. 6	WSH	L	1-5	18-41-5-3
68	Mar. 9	MIN	L	1-4	18-42-5-3
69	Mar. 11	FLA	L	1-4	18-43-5-3
70	Mar. 14	at PIT	W	3-1	19-43-5-3
71	Mar. 17	at CBJ	T	3-3	19-43-6-3
72	Mar. 18	at CAR	L	1-2	19-44-6-3
73	Mar. 20	at STL	W	4-3	20-44-6-3
74	Mar. 23	at DAL	L	1-2	20-45-6-3
75	Mar. 25	at PHX	T	2-2	20-45-7-3
76	Mar. 28	at NYR	L	2-4	20-46-7-3
77	Mar. 29	NYR	L	4-6	20-47-7-3
78	Mar. 31	at BOS	L	2-4	20-48-7-3
79	Apr. 2	PIT	W	4-1	21-48-7-3
80	Apr. 4	at TOR	L	2-4	21-49-7-3
81	Apr. 6	OTT	L	3-4	21-50-7-3
82	Apr. 7	at BOS	L	2-4	21-51-7-3



1999-00 NY ISLANDERS • 24-48-9-1 (58 PTS) • HEAD COACH – BUTCH GORING

PLAYER	GP	G-A	PTS	+/-	PIM
Mariusz Czerkawski	79	35-35	70	-16	34
Brad Isbister	64	22-20	42	-18	100
Tim Connolly	81	14-20	34	-25	44
Claude Lapointe	76	15-16	31	-22	60
Jorgen Jonsson	68	11-17	28	-6	16
Dave Scatchard	44	12-14	26	Even	93
Josh Green	49	12-14	26	-7	41
Kenny Jonsson	65	1-24	25	-15	32
Olli Jokinen	82	11-10	21	Even	80
Jamie Heward	54	6-11	17	-9	26
Jamie Rivers	75	1-16	17	-4	84
Mats Lindgren	43	9-7	16	Even	24
Gino Odjick	46	5-10	15	-7	90
Mike Watt	45	5-6	11	-8	17
Dmitri Nabokov	26	4-7	11	-8	16
Zdeno Chara	65	2-9	11	-27	57
Niklas Andersson	17	3-7	10	-1	4
Eric Cairns	67	2-7	9	-5	196
Raymond Giroux	14	0-9	9	Even	10
Mathieu Biron	60	4-4	8	-13	38
Mikael Andersson	19	0-3	3	-1	4
Johan Davidsson	19	3-4	7	Even	2
Bill Muckalt	12	4-3	7	+5	4
Jason Krog	17	2-4	6	-1	6
Mark Lawrence	29	1-5	6	-13	26

GOALTENDER	GP	MINS	GAA	W	L	OTL	EN	SO	GA	SA	SV%
Stephen Valiquette	6	193	1.87	2	0	0	0	0	6	117	.949
Wade Flaherty	4	182	2.31	0	1	1	1	0	7	81	.914
Felix Potvin	22	1273	3.21	5	14	3	3	1	68	632	.892
Roberto Luongo	24	1292	3.25	7	14	1	2	1	70	730	.904
Kevin Weekes	36	2026	3.41	10	20	4	3	1	115	1173	.902

GAME	DATE	OPPONENT	RESULTS	SCORE	RECORD
1	Oct. 2	at T.B.	L	2-4	0-1-0-0
2	Oct. 10	COL	W	4-2	1-1-0-0
3	Oct. 11	NYR	L	2-4	1-2-0-0
4	Oct. 14	ATL	L	0-2	1-3-0-0
5	Oct. 16	at N.J.	L	1-4	1-4-0-0
6	Oct. 18	at MTL	W	4-2	2-4-0-0
7	Oct. 23	VAN	T	2-2	2-4-1-0
8	Oct. 27	at FLA	L	3-6	2-5-1-0
9	Oct. 30	CAR	L	0-4	2-6-1-0
10	Nov. 3	at NYR	T	3-3	2-6-2-0
11	Nov. 4	MTL	W/OT	2-1	3-6-2-0
12	Nov. 6	at BUF	L	1-2	3-7-2-0
13	Nov. 10	at CAR	W	2-0	4-7-2-0
14	Nov. 12	at CHI	L	0-5	4-8-2-0
15	Nov. 13	STL	L	3-5	4-9-2-0
16	Nov. 19	at COL	W	3-2	5-9-2-0
17	Nov. 21	at EDM	T	4-4	5-9-3-0
18	Nov. 23	at CGY	L	2-3	5-10-3-0
19	Nov. 27	WSH	L	3-4	5-11-3-0
20	Nov. 28	at BOS	W	2-1	6-11-3-0
21	Nov. 30	DAL	L	1-2	6-12-3-0
22	Dec. 2	CGY	L	0-5	6-13-3-0
23	Dec. 4	ATL	L	3-4	6-14-3-0
24	Dec. 7	at WSH	L	2-4	6-15-3-0
25	Dec. 9	MTL	L	2-4	6-16-3-0
26	Dec. 11	at OTT	T	1-1	6-16-4-0
27	Dec. 14	EDM	L	2-4	6-17-4-0
28	Dec. 15	at TOR	L	1-5	6-18-4-0
29	Dec. 18	BUF	T	2-2	6-18-5-0
30	Dec. 19	N.J.	W	5-3	7-18-5-0
31	Dec. 21	PIT	L	0-4	7-19-5-0
32	Dec. 23	NYR	W	4-2	8-19-5-0
33	Dec. 27	BOS	W	3-0	9-19-5-0
34	Dec. 29	TOR	L	1-2	9-20-5-0
35	Dec. 30	at PIT	L	3-9	9-21-5-0
36	Jan. 2	PHI	L	1-4	9-22-5-0
37	Jan. 4	BOS	L	3-7	9-23-5-0
38	Jan. 6	at PHI	L	2-3	9-24-5-0
39	Jan. 8	at BOS	W	5-2	10-24-5-0
40	Jan. 10	PHX	T	2-2	10-24-6-0
41	Jan. 12	at FLA	L	3-4	10-25-6-0

PLAYER	GP	G-A	PTS	+/-	PIM
Ted Drury	55	2-1	3	-8	31
Chris Ferraro	11	1-3	4	+1	8
Steve Webb	65	1-3	4	-4	103
Vladimir Orszagh	11	2-1	3	+1	4
Aris Brimanis	18	2-1	3	-5	6
Evgeny Korolev	17	1-2	3	-10	8
Ian Herbers	43	0-3	3	-6	47
with Tampa Bay	37	0-0	0	-12	45
with ISLANDERS	6	0-3	3	+6	2
Sean Haggerty	5	1-1	2	+3	4
Rich Pilon	9	0-2	2	-2	34
Tony Hrkac	7	0-2	2	-1	0
Vlad Chebatuurkin	17	1-1	2	-3	8
Eric Brewer	26	0-2	2	-11	20
Scott Pearson	2	0-1	1	+1	0
Dallas Eakins	2	0-1	1	+3	2
Ray Schultz	9	0-1	1	+1	30
Kevin Weekes	36	0-1	1	Goalie	0
Daniel Lacroix	1	0-0	0	+1	0
Petr Mika	3	0-0	0	-1	0
Wade Flaherty	4	0-0	0	Goalie	0
Felix Potvin	22	0-0	0	Goalie	2
Stephen Valiquette	6	0-0	0	Goalie	0
Roberto Luongo	24	0-0	0	Goalie	0

GAME	DATE	OPPONENT	RESULTS	SCORE	RECORD
42	Jan. 13	at T.B.	L	2-4	10-26-6-0
43	Jan. 15	NYR	L	2-5	10-27-6-0
44	Jan. 17	OTT	L/OT	3-4	10-27-6-1
45	Jan. 19	at MTL	L	0-3	10-28-6-1
46	Jan. 21	at N.J.	L	0-4	10-29-6-1
47	Jan. 22	T.B.	W	2-0	11-29-6-1
48	Jan. 26	at ANA	W	4-2	12-29-6-1
49	Jan. 29	at S.J.	W/OT	3-2	13-29-6-1
50	Jan. 31	at L.A.	L	2-5	13-30-6-1
51	Feb. 2	NSH	L	4-6	13-31-6-1
52	Feb. 3	at PIT	L	2-4	13-32-6-1
53	Feb. 8	CAR	L	3-4	13-33-6-1
54	Feb. 10	T.B.	W/OT	5-4	14-33-6-1
55	Feb. 12	PIT	W	5-1	15-33-6-1
56	Feb. 13	at NYR	W	4-2	16-33-6-1
57	Feb. 15	S.J.	L	1-4	16-34-6-1
58	Feb. 17	at PHI	T	2-2	16-34-7-1
59	Feb. 19	at N.J.	W	4-2	17-34-7-1
60	Feb. 21	DET	L	0-2	17-35-7-1
61	Feb. 25	at DET	L	2-5	17-36-7-1
62	Feb. 26	PHI	L	1-5	17-37-7-1
63	Feb. 28	WSH	L	2-3	17-38-7-1
64	Mar. 2	OTT	T	5-5	17-38-8-1
65	Mar. 4	BUF	W	4-2	18-38-8-1
66	Mar. 5	at PHI	W/OT	4-3	19-38-8-1
67	Mar. 9	at PHX	L	0-5	19-39-8-1
68	Mar. 10	at DAL	W/OT	4-3	20-39-8-1
69	Mar. 12	at BUF	L	2-4	20-40-8-1
70	Mar. 15	at WSH	L	3-4	20-41-8-1
71	Mar. 16	at ATL	W	4-2	21-41-8-1
72	Mar. 18	FLA	L	2-4	21-42-8-1
73	Mar. 21	PIT	L	2-8	21-43-8-1
74	Mar. 22	at TOR	W	5-2	22-43-8-1
75	Mar. 24	N.J.	L	2-8	22-44-8-1
76	Mar. 26	at CAR	L	1-4	22-45-8-1
77	Mar. 28	at NSH	L	2-3	22-46-8-1
78	Apr. 1	CHI	T	2-2	22-46-9-1
79	Apr. 2	at ATL	L	4-5	22-47-9-1
80	Apr. 6	at OTT	W	2-1	23-47-9-1
81	Apr. 7	TOR	L	1-2	23-48-9-1
82	Apr. 9	FLA	W	3-2	24-48-9-1



1998-99 NY ISLANDERS • 24-48-10 (58 PTS) • HEAD COACH – MIKE MILBURY/BILL STEWART

PLAYER	GP	G-A	PTS	+/-	PIM
Robert Reichel	70	19-37	56	-15	50
Zigmund Palffy	50	22-28	50	-6	34
Trevor Linden	82	18-29	47	-14	32
Bryan Smolinski	82	16-24	40	-7	49
Mariusz Czerkawski	78	21-17	38	-10	14
Claude Lapointe	82	14-23	37	-19	62
Mark Lawrence	60	14-16	30	-8	38
Craig Janney	56	5-22	27	-15	14
with Tampa Bay	38	4-18	22	-13	10
with ISLANDERS	18	1-4	5	-2	4
Kenny Jonsson	63	8-18	26	-18	34
Mats Lindgren	60	10-15	25	+2	24
with Edmonton	48	5-12	17	+4	22
with ISLANDERS	12	5-3	8	+2	2
Mike Watt	75	8-17	25	-2	12
Barry Richter	72	6-18	24	-4	34
Ted Donato	55	7-11	18	-10	27
Sergei Nemchinov	67	8-8	16	-17	22
Bryan Berard	31	4-11	15	-6	26
Eric Brewer	63	5-6	11	-14	32
Scott Lachance	59	1-8	9	-19	30
Zdeno Chara	59	2-6	8	-8	83
David Harlock	70	2-6	8	-16	68

PLAYER	GP	G-A	PTS	+/-	PIM
Gino Odjick	23	4-3	7	-2	133
Kevin Miller	33	1-5	6	+5	13
Jason Dawe	22	2-3	5	Even	8
Richard Pilon	52	0-4	4	-8	88
Joe Sacco	73	3-0	3	-24	45
Ted Crowley	13	1-2	3	Even	2
Eric Cairns	9	0-3	3	+1	23
Ken Belanger	9	1-1	2	+1	30
Dmitri Nabokov	4	0-2	2	+4	2
Tom Chorske	2	0-1	1	+1	2
Vladimir Orszagh	12	1-0	1	+2	6
Dean Malkoc	2	0-1	1	+3	7
Mike Kennedy	1	0-0	0	Even	2
Ray Schultz	4	0-0	0	-2	17
Tommy Salo	51	0-0	0	Goalie	2
Marcel Cousineau	6	0-0	0	Goalie	0
Vlad Cheburkin	8	0-0	0	+6	12
Mike Hough	11	0-0	0	-2	2
Warren Luhnig	11	0-0	0	-4	8
Felix Potvin	16	0-0	0	Goalie	0
Wade Flaherty	20	0-0	0	Goalie	4
Steve Webb	45	0-0	0	-10	32

GOALTENDER	GP	MINS	GAA	W	L	T	EN	SO	GA	SA	SV%
Tommy Salo	51	3018	2.62	17	26	7	5	5	132	1368	.904
Marcel Cousineau	6	293	2.87	0	4	0	0	0	14	119	.882
Wade Flaherty	20	1048	3.03	5	11	2	3	0	53	491	.892
Felix Potvin	16	905	3.71	5	9	1	0	0	56	345	.893

GAME	DATE	OPPONENT	RESULTS	SCORE	RECORD
1	Oct. 10	PIT	L	3-4	0-1-0
2	Oct. 12	at BOS	L	0-3	0-2-0
3	Oct. 14	at T.B.	W	2-0	1-2-0
4	Oct. 17	at STL	W	1-0	2-2-0
5	Oct. 21	EDM	L	2-4	2-3-0
6	Oct. 22	at NYR	L	2-3	2-4-0
7	Oct. 24	BUF.	W	5-4	3-4-0
8	Oct. 27	L.A.	W	1-0	4-4-0
9	Oct. 29	N.J.	L	1-2	4-5-0
10	Oct. 31	PHI	W	3-2	5-5-0
11	Nov. 2	FLA	W	6-2	6-5-0
12	Nov. 5	CAR	L	3-6	6-6-0
13	Nov. 7	at MTL	L	2-4	6-7-0
14	Nov. 9	at TOR	W	3-1	7-7-0
15	Nov. 10	at PIT	L	2-3	7-8-0
16	Nov. 12	MTL	W	4-0	8-8-0
17	Nov. 14	WSH	L	3-5	8-9-0
18	Nov. 17	at COL	L	2-5	8-10-0
19	Nov. 20	at DAL	L	2-4	8-11-0
20	Nov. 21	at NSH	W	6-3	9-11-0
21	Nov. 25	PHI	W	4-2	10-11-0
22	Nov. 26	at OTT	L	1-4	10-12-0
23	Nov. 28	CAR	L	1-3	10-13-0
24	Dec. 2	NYR	L	2-3	10-14-0
25	Dec. 4	at WSH	L	1-5	10-15-0
26	Dec. 5	N.J.	L	5-7	10-16-0
27	Dec. 8	COL	L	1-2	10-17-0
28	Dec. 12	T.B.	L/OT	1-2	10-18-0
29	Dec. 15	at S.J.	W	1-0	11-18-0
30	Dec. 17	at L.A.	W/OT	5-4	12-18-0
31	Dec. 18	at ANA	T	2-2	12-18-1
32	Dec. 20	at PHX	L	2-4	12-19-1
33	Dec. 22	STL	T	3-3	12-19-2
34	Dec. 26	BOS	W	4-2	13-19-2
35	Dec. 28	at FLA	L	1-5	13-20-2
36	Dec. 29	at T.B.	L	0-3	13-21-2
37	Dec. 31	at CHI	L	0-1	13-22-2
38	Jan. 2	S.J.	L/OT	3-4	13-23-2
39	Jan. 5	CHI	T	1-1	13-23-3
40	Jan. 7	at PHI	L	0-5	13-24-3
41	Jan. 9	at MTL	L	2-3	13-25-3

GAME	DATE	OPPONENT	RESULTS	SCORE	RECORD
42	Jan. 11	at WSH	L	3-4	13-26-3
43	Jan. 13	at NYR	L/OT	3-4	13-27-3
44	Jan. 16	at FLA	L	0-1	13-28-3
45	Jan. 20	FLA	L	2-5	13-29-3
46	Jan. 21	at PIT	W	5-2	14-29-3
47	Jan. 26	BOS	W	4-1	15-29-3
48	Jan. 29	PHX	T	4-4	15-29-4
49	Jan. 30	at OTT	L	2-9	15-30-4
50	Feb. 3	at DET	L	1-5	15-31-4
51	Feb. 4	at BOS	W	5-4	16-31-4
52	Feb. 7	VAN	T	3-3	16-31-5
53	Feb. 9	WSH	L	1-2	16-32-5
54	Feb. 12	NSH	L	1-2	16-33-5
55	Feb. 13	at BUF	T	2-2	16-33-6
56	Feb. 15	T.B.	T	3-3	16-33-7
57	Feb. 17	PIT	W	3-1	17-33-7
58	Feb. 20	at N.J.	W	3-2	18-33-7
59	Feb. 21	at CAR	L	1-4	18-34-7
60	Feb. 25	TOR	L	1-4	18-35-7
61	Feb. 27	DET	W	3-1	19-35-7
62	Mar. 2	OTT	L	2-4	19-36-7
63	Mar. 4	DAL	L/OT	2-3	19-37-7
64	Mar. 6	at PHI	T	3-3	19-37-8
65	Mar. 7	N.J.	L	2-4	19-38-8
66	Mar. 9	PHI	T	2-2	19-38-9
67	Mar. 11	TOR	L	1-2	19-39-9
68	Mar. 14	NYR	L/OT	2-3	19-40-9
69	Mar. 15	at BUF	L	1-2	19-41-9
70	Mar. 19	at VAN	W	3-1	20-41-9
71	Mar. 21	at CGY	L	1-2	20-42-9
72	Mar. 24	at CAR	L	1-2	20-43-9
73	Mar. 27	OTT	L	3-7	20-44-9
74	Mar. 29	at NYR	L	1-3	20-45-9
75	Mar. 31	at FLA	W	5-3	21-45-9
76	Apr. 3	ANA	T	2-2	21-45-10
77	Apr. 6	BUF	L	3-4	21-46-10
78	Apr. 8	MTL	W	3-1	22-46-10
79	Apr. 10	CAR	L	1-6	22-47-10
80	Apr. 12	at N.J.	W	4-2	23-47-10
81	Apr. 14	at TOR	L/OT	2-3	23-48-10
82	Apr. 17	at PIT	W	7-2	24-48-10



1997-98 NY ISLANDERS • 30-41-11 (71 PTS) • HEAD COACH – RICK BOWNESS/MIKE MILBURY

PLAYER	GP	G-A	PTS	+/-	PIM
Zigmund Palffy	82	45-42	87	-2	34
Robert Reichel	82	25-40	65	-11	32
Bryan Berard	75	14-32	46	-32	59
Bryan Smolinski	81	13-30	43	-16	34
Kenny Jonsson	81	14-26	40	-2	58
Jason Dawe	81	20-19	39	+8	42
with Buffalo	68	19-17	36	+10	36
with ISLANDERS	13	1	2	3	6
Trevor Linden	67	17-21	38	-14	82
with Vancouver	42	7-14	21	-13	49
with ISLANDERS	25	10-7	17	-1	33
Tom Chorske	82	12-23	35	+7	39
Sergei Nemchinov	74	10-19	29	+3	24
Travis Green	54	14-12	26	-19	66
Mariusz Czerkawski	68	12-13	25	+11	23
Joe Sacco	80	11-14	25	Even	34
with Anaheim	55	8-11	19	-1	24
with ISLANDERS	25	3-3	6	+1	10
J.J. Daigneault	71	2-21	23	-9	49
with Anaheim	53	2-15	17	-10	28
with ISLANDERS	18	0	6	6	21
Claude Lapointe	78	10-10	20	-9	47
Todd Bertuzzi	52	7-11	18	-19	58
Scott Lachance	63	2-11	13	-11	45
Bryan McCabe	56	3-9	12	+9	145

PLAYER	GP	G-A	PTS	+/-	PIM
Mike Hough	74	5-7	12	-4	27
Mark Janssens	12	0-0	0	-3	34
Richard Ilson	76	0-7	7	+1	291
Gino Odjick	48	3-2	5	-2	212
with Vancouver	35	3-2	5	-3	181
with ISLANDERS	13	0-0	0	+1	31
Ken Belanger	37	3-1	4	+1	101
Kip Miller	9	1-3	4	-2	2
Dennis Vaske	19	0-3	3	+2	12
Doug Houda	31	1-2	3	-6	47
Dane Jackson	8	1-1	2	+1	4
Vlad Chebaturkin	2	0-2	2	-1	0
John Namestnikov	6	0-1	1	-1	4
Dan Plante	7	0-1	1	-1	6
Vladimir Orszagh	11	0-1	1	-3	2
Ray Schultz	13	0-1	1	+3	45
Wade Flaherty	16	0-1	1	Goalie	0
Zdeno Chara	25	0-1	1	+1	50
Tommy Salo	62	0-1	1	Goalie	31
Jeff Libby	1	0-0	0	Even	0
Mark Lawrence	2	0-0	0	Even	2
Sean Haggerty	5	0-0	0	-3	0
Warren Luining	8	0-0	0	-4	0
Eric Fichaud	17	0-0	0	Goalie	0
Steve Webb	20	0-0	0	-2	35

GOALTENDER	GP	MINS	GAA	W	L	T	EN	SO	GA	SA	SV%
Wade Flaherty	16	694	1.99	4	4	3	0	3	23	309	.936
Tommy Salo	62	3461	2.64	23	29	5	9	4	152	1617	.906
Eric Fichaud	17	807	2.97	3	8	3	1	1	40	422	.905

*Wade Flaherty and Tommy Salo shared a shutout vs NYR on Apr 4, 1998

GAME	DATE	OPPONENT	RESULTS	SCORE	RECORD
1	Oct. 3	at NYR	T	2-2	0-0-1
2	Oct. 4	TOR	W	3-0	1-0-1
3	Oct. 8	WSH	L	3-6	1-1-1
4	Oct. 11	at WSH	L	1-3	1-2-1
5	Oct. 13	at FLA	T	2-2	1-2-2
6	Oct. 16	at S.J.	W	5-2	2-2-2
7	Oct. 19	at ANA	W	5-2	3-2-2
8	Oct. 21	at L.A.	L	2-3	3-3-2
9	Oct. 25	ANA	L	2-4	3-4-2
10	Oct. 27	S.J.	L	1-2	3-5-2
11	Oct. 29	at MTL	W	5-2	4-5-2
12	Oct. 30	NYR	W	5-3	5-5-2
13	Nov. 1	L.A.	W	4-2	6-5-2
14	Nov. 5	EDM	T	4-4	6-5-3
15	Nov. 7	at CAR	W	3-2	7-5-3
16	Nov. 8	CHI	L	2-4	7-6-3
17	Nov. 10	N.J.	L	1-3	7-7-3
18	Nov. 12	at FLA	T	2-2	7-7-4
19	Nov. 14	at T.B.	W	4-1	8-7-4
20	Nov. 15	FLA	L	0-1	8-8-4
21	Nov. 19	at DET	W	3-2	9-8-4
22	Nov. 20	at N.J.	L	1-5	9-9-4
23	Nov. 22	at BUF	L	1-6	9-10-4
24	Nov. 26	NYR	W	4-1	10-10-4
25	Nov. 28	at PHI	L	1-4	10-11-4
26	Nov. 29	STL	W	4-2	11-11-4
27	Dec. 2	OTT	L	2-4	11-12-4
28	Dec. 3	at CAR	L	3-5	11-13-4
29	Dec. 6	PHX	W	4-0	12-13-4
30	Dec. 9	CGY	L	1-3	12-14-4
31	Dec. 11	at PHI	L	3-4	12-15-4
32	Dec. 13	FLA	W	4-1	13-15-4
33	Dec. 16	at WSH	T	2-2	13-15-5
34	Dec. 17	BUF	W	4-0	14-15-5
35	Dec. 20	at BOS	W	4-3	15-15-5
36	Dec. 22	OTT	L	1-4	15-16-5
37	Dec. 26	at N.J.	L	3-4	15-17-5
38	Dec. 27	FLA	L	2-6	15-18-5
39	Dec. 29	at PIT	L	1-5	15-19-5
40	Dec. 31	at COL	L	1-3	15-20-5
41	Jan. 2	at DAL	L	1-2	15-21-5

GAME	DATE	OPPONENT	RESULTS	SCORE	RECORD
42	Jan. 3	at PHX	L	1-2	15-22-5
43	Jan. 6	PIT	L	2-4	15-23-5
44	Jan. 8	MTL	L	2-8	15-24-5
45	Jan. 10	CAR	L/OT	1-2	15-25-5
46	Jan. 12	DET	T	1-1	15-25-6
47	Jan. 14	at T.B.	W	7-1	16-25-6
48	Jan. 20	at CHI	L	2-5	16-26-6
49	Jan. 22	at STL	T	3-3	16-26-7
50	Jan. 24	at OTT	L	2-3	16-27-7
51	Jan. 26	at PHI	L	1-3	16-28-7
52	Jan. 28	PHI	W	6-1	17-28-7
53	Jan. 30	CAR	W	2-0	18-28-7
54	Feb. 1	BOS	T	2-2	18-28-8
55	Feb. 2	at PIT	W	4-2	19-28-8
56	Feb. 4	MTL	W	4-2	20-28-8
57	Feb. 7	N.J.	L	2-3	20-29-8
58	Feb. 25	DAL	L	1-4	20-30-8
59	Mar. 1	BOS	L	4-5	20-31-8
60	Mar. 3	PHI	W	3-1	21-31-8
61	Mar. 6	at BUF	W	4-2	22-31-8
62	Mar. 7	COL	L	2-4	22-32-8
63	Mar. 10	BUF	T	2-2	22-32-9
64	Mar. 12	WSH	L	1-2	22-33-9
65	Mar. 14	VAN	L	2-6	22-34-9
66	Mar. 18	at OTT	T	4-4	22-34-10
67	Mar. 20	at CGY	L	1-4	22-35-10
68	Mar. 22	at EDM	W	3-1	23-35-10
69	Mar. 24	at VAN	L	3-4	23-36-10
70	Mar. 26	PIT	W	4-3	24-36-10
71	Mar. 28	at TOR	L/OT	3-4	24-37-10
72	Mar. 31	at WSH	L	2-5	24-38-10
73	Apr. 1	T.B.	W	13-4-0	25-38-10
74	Apr. 4	NYR	W	3-0	26-38-10
75	Apr. 6	at T.B.	W	3-0	27-38-10
76	Apr. 8	N.J.	W	3-2	28-38-10
77	Apr. 9	at BOS	L	1-4	28-39-10
78	Apr. 11	at MTL	T	3-3	28-39-11
79	Apr. 13	WSH	L	0-2	28-40-11
80	Apr. 15	at NYR	L	2-4	28-41-11
81	Apr. 16	T.B.	W	4-0	29-41-11
82	Apr. 18	at N.J.	W	2-1	30-41-11



1996-97 NY ISLANDERS • 29-41-12 (70 PTS) • HEAD COACH – RICK BOWNESS/MIKE MILBURY

PLAYER	GP	G-A	PTS	+/-	PIM
Zigmund Palffy	80	48-42	90	+21	43
Travis Green	79	23-41	64	-5	38
Bryan Smolinski	64	28-28	56	+9	25
Derek King	70	23-30	53	-6	20
Bryan Berard	82	8-40	48	+1	86
Niklas Andersson	74	12-31	43	+4	57
Marty McInnis	70	20-22	42	-7	20
Bryan McCabe	82	8-20	28	-2	165
Todd Bertuzzi	64	10-13	23	-3	68
Kenny Jonsson	81	3-18	21	+10	24
Robert Reichel	12	5-14	19	+7	4
Claude Lapointe	73	13-5	18	-12	49
Scott Lachance	81	3-11	14	-7	47
Derek Armstrong	50	6-7	13	-8	33
Dan Plante	67	4-9	13	-6	75
Randy Wood	65	6-5	11	-7	61
Brent Hughes	51	7-3	10	-4	57
Doug Houda	70	2-8	10	+1	99
Paul Kruse	48	4-2	6	-5	111
Steve Webb	41	1-4	5	-10	144

PLAYER	GP	G-A	PTS	+/-	PIM
Darius Kasparaitis	18	0-5	5	-7	16
Rich Pilon	52	1-4	5	+4	179
Andreas Johansson	15	2-2	4	-6	0
Dennis Vaske	17	0-4	4	+3	12
Dave McLlwain	4	1-1	2	-2	0
Ken Belanger	18	0-2	2	-1	102
Jason Holland	4	1-0	1	+1	0
Mick Vukota	17	1-0	1	-2	71
Tommy Salo	58	0-1	1	Goalie	4
Tommy Soderstrom	1	0-0	0	Goalie	0
Chris Taylor	1	0-0	0	Even	0
Nick Vachon	1	0-0	0	-1	0
Jarrett Deuling	1	0-0	0	Even	0
Mike Donnelly	3	0-0	0	Even	2
Jim Dowd	3	0-0	0	-1	0
Andrei Vasiliev	3	0-0	0	-3	2
David Archibald	7	0-0	0	-4	4
Corey Foster	7	0-0	0	-2	2
Eric Fichaud	34	0-0	0	Goalie	2

GOALTENDER	GP	MINS	GAA	W	L	T	EN	SO	GA	SA	SV%
Tommy Soderstrom	1	1	0.00	0	0	0	0	0	0	0	.000
Tommy Salo	58	3208	2.82	20	27	8	7	5	151	1425	.904
Eric Fichaud	34	1759	3.10	9	14	4	0	0	91	806	.899

GAME	DATE	OPPONENT	RESULTS	SCORE	RECORD
1	Oct. 4	at L.A.	L	0-1	0-0-1
2	Oct. 5	at S.J.	T	2-2	0-1-1
3	Oct. 9	at OTT	T	3-3	0-1-2
4	Oct. 12	PHI	W	5-1	1-1-2
5	Oct. 17	HFD.	L	1-3	1-2-2
6	Oct. 19	at DET	L	2-4	1-3-2
7	Oct. 22	T.B.	L	3-6	1-4-2
8	Oct. 26	S.J.	T	2-2	1-4-3
9	Oct. 30	at HFD	T	2-2	1-4-4
10	Oct. 31	TOR.	L	3-5	1-5-4
11	Nov. 2	WSH	W	6-1	2-5-4
12	Nov. 4	at PHI	W	4-3	3-5-4
13	Nov. 6	NYR	T	1-1	3-5-5
14	Nov. 9	at N.J.	L	0-4	3-6-5
15	Nov. 11	COL.	L	2-6	3-7-6
16	Nov. 13	VAN.	W/OT	5-4	4-7-5
17	Nov. 15	at FLA	T	3-3	4-7-6
18	Nov. 16	OTT.	L	1-4	4-8-6
19	Nov. 20	at ANA	T	2-2	4-8-7
20	Nov. 22	at COL	L	2-3	4-9-7
21	Nov. 23	at PHX	T	3-3	4-9-8
22	Nov. 27	PHI	W	4-1	5-9-8
23	Nov. 29	at WSH	W	2-0	6-9-8
24	Nov. 30	BUF.	L	2-3	6-10-8
25	Dec. 3	CGY	W	3-1	7-10-8
26	Dec. 5	at FLA	L	2-4	7-11-8
27	Dec. 7	WSH	W	2-0	8-11-8
28	Dec. 10	PHX	W	8-2	9-11-8
29	Dec. 11	at NYR	W	5-3	10-11-8
30	Dec. 14	at T.B.	L	1-4	10-12-8
31	Dec. 17	LA.	W	4-3	11-12-8
32	Dec. 19	at PHI	L	0-5	11-13-8
33	Dec. 21	DAL.	L	2-3	11-14-8
34	Dec. 23	FLA	L/OT	3-4	11-15-8
35	Dec. 26	N.J.	W	4-1	12-15-8
36	Dec. 28	DET.	L	1-7	12-16-8
37	Dec. 30	at TOR	L	0-2	12-17-8
38	Jan. 2	at NYR	L	3-4	12-18-8
39	Jan. 4	at MTL	L	1-3	12-19-8
40	Jan. 7	PIT	L	3-5	12-20-8
41	Jan. 10	at PIT	L	2-5	12-21-8

GAME	DATE	OPPONENT	RESULTS	SCORE	RECORD
42	Jan. 11	at T.B.	T	4-4	12-21-9
43	Jan. 13	at NYR	W	4-2	13-21-9
44	Jan. 15	BUF.	L	1-2	13-22-9
45	Jan. 20	STL	L	4-6	13-23-9
46	Jan. 22	EDM	W	8-1	14-23-9
47	Jan. 24	at HFD	W	5-2	15-23-9
48	Jan. 25	CHI	W	3-2	16-23-9
49	Jan. 28	at CGY	L	3-4	16-24-9
50	Jan. 30	at VAN	L/OT	1-2	16-25-9
51	Jan. 31	at EDM	L	0-1	16-26-9
52	Feb. 4	ANA	W	4-3	17-26-9
53	Feb. 5	at N.J.	L	3-5	17-27-9
54	Feb. 8	NYR	L	2-5	17-28-9
55	Feb. 11	OTT	T	5-5	17-28-10
56	Feb. 12	at PIT	W	5-1	18-28-10
57	Feb. 15	FLA	W/OT	1-0	19-28-10
58	Feb. 17	MTL	L	1-4	19-29-10
59	Feb. 21	at BUF	L	2-5	19-30-10
60	Feb. 23	PIT	W	4-1	20-30-10
61	Feb. 26	N.J.	L	3-5	20-31-10
62	Feb. 28	at OTT	L	1-4	20-32-10
63	Mar. 2	at WSH	W	2-0	21-32-10
64	Mar. 4	T.B.	L	3-6	21-33-10
65	Mar. 6	BOS	W	5-2	22-33-10
66	Mar. 8	N.J.	W	5-1	23-33-10
67	Mar. 11	at FLA	L	2-3	23-34-10
68	Mar. 13	at T.B.	W	3-0	24-34-10
69	Mar. 15	at BOS	L	2-5	24-35-10
70	Mar. 16	at CHI	L	4-5	24-36-10
71	Mar. 19	FLA	W	7-4	25-36-10
72	Mar. 22	PHI	T	3-3	25-36-11
73	Mar. 26	at BUF	W/OT	3-2	26-36-11
74	Mar. 27	at BOS	W	6-3	27-36-11
75	Mar. 29	BOS	W	8-2	28-36-11
76	Apr. 2	at DAL	L	4-5	28-37-11
77	Apr. 3	at STL	T	5-5	28-37-12
78	Apr. 5	T.B.	L	2-3	28-38-12
79	Apr. 7	at MTL	L	1-2	28-39-12
80	Apr. 9	MTL	L	1-3	28-40-12
81	Apr. 11	HFD.	W	6-4	29-40-12
82	Apr. 12	at WSH	L	2-6	29-41-12



1995-96 NY ISLANDERS • 22-50-10 (54 PTS) • HEAD COACH – MIKE MILBURY

PLAYER	GP	G-A	PTS	+/-	PIM	PLAYER	GP	G-A	PTS	+/-	PIM
Zigmund Palffy	81	43-44	87	-17	56	Kirk Muller	15	4-3	7	-10	15
Travis Green	69	25-45	70	-20	2	Andrey Vasilyev	10	2-5	7	+4	2
Mathieu Schneider	65	11-36	47	-18	93	Dennis Vaske	19	1-6	7	-13	21
Marty McInnis	74	12-34	46	-11	39	Bob Beers	13	0-5	5	-2	10
Wendel Clark	58	24-19	43	-12	60	Derek Armstrong	19	1-3	4	-6	14
Todd Bertuzzi	76	18-21	39	-14	83	Milan Tichy	8	0-4	4	+3	8
Alexander Semak	69	20-14	34	-4	68	Brad Dalgarno	18	1-2	3	-2	14
Derek King	61	12-20	32	-10	23	Brett Lindros	18	1-2	3	-6	47
Kenny Jonsson	66	4-26	30	+7	32	Rich Pilon	27	0-3	3	-9	72
with Toronto	50	4-22	26	+12	22	Mick Vukota	32	1-1	2	-3	106
with ISLANDERS	16	0-4	4	-5	10	Craig Darby	10	0-2	2	-1	0
Niklas Andersson	47	14-12	26	-3	12	Dean Chynoweth	14	0-1	1	-4	40
Bryan McCabe	82	7-16	23	-24	156	Danton Cole	10	1-0	1	Even	0
Patrick Flatley	56	8-9	17	-24	21	Jason Herter	1	0-1	1	+1	0
Darby Hendrickson	62	7-10	17	-8	80	Andreas Johansson	3	0-1	1	+1	0
with Toronto	46	6-6	12	-2	47	Chris Taylor	11	0-1	1	+1	2
with ISLANDERS	16	1	4	-5	33	Micah Aivazoff	12	0-1	1	-6	6
Scott Lachance	55	3-10	13	-19	54	Jarrett Deuling	14	0-1	1	-1	11
Bob Sweeney	66	6-6	12	-23	59	Eric Fichaud	24	0-1	1	Goalie	0
Martin Straka	22	2-10	12	-6	6	Jason Strudwick	1	0-0	0	Even	7
Chris Luongo	74	3-7	10	-23	55	Grigori Panteleev	4	0-0	0	-3	0
Pat Conacher	55	6-3	9	-13	18	Jason Widmer	4	0-0	0	Even	7
with Los Angeles	35	5-2	7	-8	18	Mike MacWilliam	6	0-0	0	-1	14
with Calgary	7	0-0	0	-1	0	Ken Belanger	7	0-0	0	-2	27
with ISLANDERS	13	1-1	2		0	Bob Halkidis	5	0-0	0	-3	30
Brent Severyn	65	1-8	9	+3	180	Tommy Salo	10	0-0	0	Goalie	0
Dan Plante	73	5-3	8	-22	50	Jamie McLennan	13	0-0	0	Goalie	2
Darius Kasparaitis	46	1-7	8	-12	93	Tommy Soderstrom	51	0-0	0	Goalie	7

GOALTENDER	GP	MINS	GAA	W	L	T	EN	SO	GA	SA	SV%
Eric Fichaud	24	1234	3.31	7	12	2	2	1	68	591	.897
Jamie McLennan	13	636	3.68	3	9	1	1	0	39	303	.886
Tommy Soderstrom	51	2590	3.87	11	22	6	0	2	167	1203	.878
Tommy Salo	10	523	4.02	1	7	1	3	0	35	215	.860

GAME	DATE	OPPONENT	RESULTS	SCORE	RECORD	GAME	DATE	OPPONENT	RESULTS	SCORE	RECORD
1	Oct. 7	at BOS	T	4-4	0-0-1	42	Jan. 15	T.B.	W	3-2	12-22-8
2	Oct. 10	at TOR	L	3-7	0-1-1	43	Jan. 17	HFD	L	3-6	12-23-8
3	Oct. 14	PHI	L	0-3	0-2-1	44	Jan. 22	at COL	L	3-5	12-24-8
4	Oct. 15	at FLA	L	3-5	0-3-1	45	Jan. 24	at CGY	L	1-4	12-25-8
5	Oct. 17	NYR	L	1-5	0-4-1	46	Jan. 26	at EDM	L	1-4	12-26-8
6	Oct. 20	MTL	W	2-0	1-4-1	47	Jan. 27	at VAN	L	3-6	12-27-8
7	Oct. 25	at PHI	L	1-3	1-5-1	48	Jan. 30	BUF	W/OT	5-4	13-27-8
8	Oct. 26	PIT	L	5-7	1-6-1	49	Feb. 2	at WSH	L/OT	5-6	13-28-8
9	Oct. 28	PHI	T	5-5	1-6-2	50	Feb. 4	DAL	W	5-3	14-28-8
10	Oct. 31	at FLA	W/OT	5-4	2-6-2	51	Feb. 6	NYR	L	2-4	14-29-8
11	Nov. 3	at T.B.	L	3-5	2-7-2	52	Feb. 8	at NYR	L	2-6	14-30-8
12	Nov. 4	WSH	L	2-3	2-8-2	53	Feb. 10	ANA	W	4-3	15-30-8
13	Nov. 7	VAN	L	2-5	2-9-2	54	Feb. 12	OTT	L	1-4	15-31-8
14	Nov. 10	at NYR	L	1-4	2-10-2	55	Feb. 15	CGY	L	3-6	15-32-8
15	Nov. 11	STL	L	1-4	2-11-2	56	Feb. 17	S.J.	W	4-2	16-32-8
16	Nov. 14	at S.J.	W	5-3	3-11-2	57	Feb. 22	at NYR	W	5-3	17-32-8
17	Nov. 16	at L.A.	L	2-9	3-12-2	58	Feb. 23	T.B.	L/OT	2-3	17-33-8
18	Nov. 17	at ANA	L/OT	1-2	3-13-2	59	Feb. 25	EDM	W	2-0	18-33-8
19	Nov. 22	L.A.	W	5-2	4-13-2	60	Feb. 27	DET	L	2-6	18-34-8
20	Nov. 24	at BUF	T	1-1	4-13-3	61	Feb. 29	at DET	L	1-5	18-35-8
21	Nov. 25	T.B.	L	1-2	4-14-3	62	Mar. 1	at N.J.	L	2-6	18-36-8
22	Nov. 28	COL	L	3-7	4-15-3	63	Mar. 3	WPG	L	5-7	18-37-8
23	Nov. 30	at OTT	W	5-3	5-15-3	64	Mar. 5	BOS	W	5-3	19-37-8
24	Dec. 2	N.J.	W	4-1	6-15-3	65	Mar. 7	at BOS	L	3-4	19-38-8
25	Dec. 5	PIT	L	3-6	6-16-3	66	Mar. 9	at WPG	W	4-2	20-38-8
26	Dec. 6	at HFD	L	4-7	6-17-3	67	Mar. 16	at PIT	L	2-4	20-39-8
27	Dec. 9	at N.J.	L	2-4	6-18-3	68	Mar. 17	at CHI	L	1-5	20-40-8
28	Dec. 10	PHI	W	6-2	7-18-3	69	Mar. 19	at PHI	L	1-4	20-41-8
29	Dec. 12	FLA	L	1-3	7-19-3	70	Mar. 21	at FLA	L	2-3	20-42-8
30	Dec. 14	at WSH	L/OT	3-4	7-20-3	71	Mar. 23	N.J.	L/OT	2-3	20-43-8
31	Dec. 16	HFD	T	3-3	7-20-4	72	Mar. 25	at MTL	L	1-4	20-44-8
32	Dec. 19	at STL	L	1-4	7-21-4	73	Mar. 26	WSH	L	1-7	20-45-8
33	Dec. 21	at DAL	T	3-3	7-21-5	74	Mar. 30	at HFD	L	1-3	20-46-8
34	Dec. 23	WSH	W	3-1	8-21-5	75	Mar. 31	NYR	L	1-4	20-47-8
35	Dec. 26	BOS	T	3-3	8-22-6	76	Apr. 2	PHI	L	2-6	20-48-8
36	Dec. 27	at N.J.	L	3-5	8-23-6	77	Apr. 5	at OTT	L	2-4	20-49-8
37	Dec. 31	at BUF	W	5-2	9-22-6	78	Apr. 6	BUF	W	3-0	21-49-8
38	Jan. 4	MTL	T	2-2	9-22-7	79	Apr. 8	at T.B.	L	3-4	21-50-8
39	Jan. 6	OTT	W	5-4	10-22-7	80	Apr. 10	at PIT	W	6-2	22-50-8
40	Jan. 9	CHI	T	3-3	10-22-8	81	Apr. 12	FLA	T	1-1	22-50-9
41	Jan. 11	TOR	W	4-3	11-22-8	82	Apr. 13	at MTL	T	5-5	22-50-10



1994-95 NY ISLANDERS • 15-28-5 (35 PTS) • HEAD COACH – LORNE HENNING

PLAYER	GP	G-A	PTS	+/-	PIM
Ray Ferraro	47	22-21	43	+1	30
Mathieu Schneider	43	8-21	29	-8	79
with Montreal	30	5-15	20	-3	49
with ISLANDERS	13	3-6	9	-5	30
Kirk Muller	45	11-16	27	-18	47
with Montreal	33	8-11	19	-21	33
with ISLANDERS	12	3-5	8	+3	14
Patrick Flatley	45	7-20	27	+9	12
Pierre Turgeon	34	13-14	27	-12	10
Steve Thomas	47	11-15	26	-14	60
Derek King	43	10-16	26	-5	41
Zigmund Palffy	33	10-7	17	+3	6
Marty McInnis	41	9-7	16	-1	8
Vladimir Malakhov	26	3-13	26	-1	32
Scott Lachance	26	6-7	13	+2	26
Travis Green	42	5-7	12	-10	25
Dennis Vaske	41	1-11	12	+3	53
Benoit Hogue	33	6-4	10	Even	34
Troy Loney	26	5-4	9	Even	23
Bob Beers	22	2-7	9	-8	6
Brent Severyn	28	2-4	6	-2	71
with Florida	9	1-1	2	-3	37
with ISLANDERS	19	1-3	4	+1	34
Brad Dalgarno	22	3-2	5	-8	14

PLAYER	GP	G-A	PTS	+/-	PIM
Chris Marinucci	12	1-4	5	-1	2
Ron Sutter	27	1-4	5	-8	21
Brett Lindros	33	1-3	4	-8	100
Chris Luongo	47	1-3	4	-2	36
Paul Stanton	18	0-4	4	-6	9
Chris Taylor	10	0-3	3	+1	2
Yan Kaminsky	2	1-1	2	+2	0
Rich Pilon	20	1-1	2	-3	40
Craig Darby	13	0-2	2	-6	0
with Montreal	10	0-2	2	-5	0
with ISLANDERS	3	0-0	0	-1	0
Dean Chynoweth	32	0-2	2	+9	77
Mick Vukota	40	0-2	2	+1	109
Tommy Salo	6	0-1	1	Goalie	0
Kip Miller	8	0-1	1	+1	0
Darius Kasparaitis	13	0-1	1	-11	22
Jason Widmer	1	0-0	0	-1	0
Milan Tichy	2	0-0	0	-1	2
Andrey Vasilyev	2	0-0	0	Even	2
Gord Dineen	9	0-0	0	-5	2
David Chyzowski	13	0-0	0	-2	11
Jamie McLennan	21	0-0	0	Goalie	2
Tommy Soderstrom	26	0-0	0	Goalie	2

GOALTENDER	GP	MIN	GAA	W	L	T	EN	SO	GA	SA	SV%
Tommy Salo	6	358	3.02	1	5	0	0	0	18	171	.905
Tommy Soderstrom	26	1350	3.11	8	12	3	2	1	70	647	.902
Jamie McLennan	21	1185	3.39	6	11	2	1	0	67	472	.876

GAME	DATE	OPPONENT	RESULTS	SCORE	RECORD
1	Jan. 21	FLA	W	2-1	1-0-0
2	Jan. 22	OTT	T	3-3	1-0-1
3	Jan. 24	PHI	W	4-3	2-0-1
4	Jan. 27	at WSH	L	2-5	2-1-1
5	Jan. 28	T.B.	L	1-4	2-2-1
6	Jan. 31	at FLA	W	5-1	3-2-1
7	Feb. 2	at PHI	W/OT	5-4	4-2-1
8	Feb. 4	at MTL	L	2-4	4-3-1
9	Feb. 7	at T.B.	L	2-5	4-4-1
10	Feb. 9	PIT	L	2-5	4-5-1
11	Feb. 11	BUF	W	2-1	5-5-1
12	Feb. 14	QUE	L	2-3	5-6-1
13	Feb. 17	at N.J.	T	2-2	5-6-2
14	Feb. 18	N.J.	W	3-2	6-6-2
15	Feb. 20	at MTL	L/OT	2-3	6-7-2
16	Feb. 22	at BUF	T	3-3	6-7-3
17	Feb. 23	T.B.	L	1-4	6-8-3
18	Feb. 25	PIT	W	3-1	7-8-3
19	Feb. 28	MTL	W	2-1	8-8-3
20	Mar. 2	WSH	L	3-4	8-9-3
21	Mar. 5	at OTT	L	1-3	8-10-3
22	Mar. 7	HFD	W	3-1	9-10-3
23	Mar. 9	at PIT	L	2-4	9-11-3
24	Mar. 11	at QUE	L	1-2	9-12-3

GAME	DATE	OPPONENT	RESULTS	SCORE	RECORD
25	Mar. 14	at HFD	L	4-6	9-13-3
26	Mar. 16	at BUF	L	3-6	9-14-3
27	Mar. 18	at BOS	L	3-4	9-15-3
28	Mar. 23	NYR	W	1-0	10-15-3
29	Mar. 25	at HFD	L	1-5	10-16-3
30	Mar. 26	N.J.	T	5-5	10-16-4
31	Mar. 28	at PIT	L	3-6	10-17-4
32	Mar. 30	BOS	L	2-3	10-18-4
33	Apr. 1	BUF	L	1-5	10-19-4
34	Apr. 4	WSH	L	4-5	10-20-4
35	Apr. 7	at NYR	W	4-3	11-20-4
36	Apr. 8	FLA	T	2-2	11-20-5
37	Apr. 11	at T.B.	L	2-5	11-21-5
38	Apr. 12	at FLA	W	3-1	12-21-5
39	Apr. 14	at N.J.	L	3-6	12-22-5
40	Apr. 16	NYR	L	2-3	12-23-5
41	Apr. 18	QUE	W	5-2	13-23-5
42	Apr. 20	at PHI	L	1-2	13-24-5
43	Apr. 22	OTT	L	2-3	13-25-5
44	Apr. 24	BOS	W	5-3	14-25-5
45	Apr. 26	at WSH	L	5-6	14-26-5
46	Apr. 28	at NYR	W	4-2	15-26-5
47	Apr. 29	at OTT	L	3-4	15-27-5
48	May 2	PHI	L	0-2	15-28-5



1993-94 NY ISLANDERS • 36-36-12 (84 PTS) • HEAD COACH – AL ARBOUR

PLAYER	GP	G-A	PTS	+/-	PIM
Pierre Turgeon	69	38-56	94	+14	18
Steve Thomas	78	42-33	75	-9	139
Derek King	78	30-40	70	+18	59
Benoit Hogue	83	36-33	69	-7	73
Vladimir Malakhov	76	10-47	57	+29	80
Marty McInnis	81	25-31	56	+31	24
Ray Ferraro	82	21-32	53	+1	83
Patrick Flatley	64	12-30	42	+12	40
Travis Green	83	18-22	40	+16	44
Tom Kurvers	66	9-31	40	+7	47
Brad Dalgarno	73	11-19	30	+14	62
Uwe Krupp	41	7-14	21	+11	30
David Volek	32	5-9	14	Even	10
Scott Lachance	74	3-11	14	-5	70
Dennis Vaske	65	2-11	13	+21	76
Darius Kasparaitis	76	1-10	11	-6	142
Keith Acton	77	2-7	9	-1	71
David Maley	56	0-6	6	-6	104
Rich Pilon	28	1-4	5	-4	75

PLAYER	GP	G-A	PTS	+/-	PIM
Wayne McBean	19	1-4	5	-13	16
Mick Vukota	72	3-1	4	-5	237
Chris Luongo	17	1-3	4	-1	13
Dean Chynoweth	39	0-4	4	+3	122
Yan Kaminsky	24	2-1	3	+4	4
Ron Hextall	65	0-3	3	Goalie	52
Claude Loiselle	17	1-1	2	-2	49
David Chyzowski	3	1-0	1	-1	4
Dan Plante	12	0-1	1	-2	4
Jamie McLennan	22	0-1	1	Goalie	6
Scott Scissons	1	0-0	0	Even	0
Brent Grieve	3	0-0	0	Even	7
Derek Armstrong	1	0-0	0	Even	0
Jason Simon	4	0-0	0	Even	34
Zigmund Palffy	5	0-0	0	-6	0
Steve Junker	5	0-0	0	Even	0
Tom Draper	7	0-0	0	Goalie	0
Joe Day	24	0-0	0	-7	30

GOALTENDER	GP	MINS	GAA	W	L	T	EN	SO	GA	SA	SV%
Jamie McLennan	22	1287	2.84	8	7	6	0	0	61	578	.905
Ron Hextall	65	3581	3.08	27	26	6	3	5	184	1617	.898
Tom Draper	7	227	4.23	1	3	0	0	0	16	102	.864

GAME	DATE	OPPONENT	RESULTS	SCORE	RECORD
1	Oct. 5	at CGY	L	1-2	0-1-0
2	Oct. 8	at EDM	L	1-5	0-2-0
3	Oct. 10	at ANA	W/OT	4-3	1-2-0
4	Oct. 12	at LA	L	5-7	1-3-0
5	Oct. 16	N.J.	L	3-6	1-4-0
6	Oct. 19	PIT	L	2-3	1-5-0
7	Oct. 22*	at PHI	L	3-4	1-6-0
8	Oct. 23	OTT	T	5-5	1-6-1
9	Oct. 26	LA	W	7-0	2-6-1
10	Oct. 28	at FLA	L	2-5	2-7-1
11	Oct. 29	at T.B.	W	4-2	3-7-1
12	Nov. 2	VAN	L	1-2	3-8-1
13	Nov. 4	at CHI	L	2-4	3-9-1
14	Nov. 6	HFD	W	5-3	4-9-1
15	Nov. 9	WPG	L	2-5	4-10-1
16	Nov. 10	at N.J.	L	3-5	4-11-1
17	Nov. 13	BOS	L	2-5	4-12-1
18	Nov. 17	at OTT	W	8-1	5-12-1
19	Nov. 18#	at MTL	W	5-1	6-12-1
20	Nov. 21	at PHI	W/OT	5-4	7-12-1
21	Nov. 24	at DAL	T	2-2	7-12-2
22	Nov. 27	NYR	W	6-4	8-12-2
23	Nov. 28	DET	L	1-4	8-13-2
24	Nov. 30	WSH	W	6-4	9-13-2
25	Dec. 2	at BOS	L	3-7	9-14-2
26	Dec. 3	QUE	L	2-3	9-15-2
27	Dec. 7	EDM	T	4-4	9-15-3
28	Dec. 11	PHI	W	5-2	10-15-3
29	Dec. 14	N.J.	W	4-1	11-15-3
30	Dec. 17	TOR	W	6-2	12-15-3
31	Dec. 19	at PIT	W	6-3	13-15-3
32	Dec. 22	at MTL	W	5-3	14-15-3
33	Dec. 26	BUF	W/OT	4-3	15-15-3
34	Dec. 28	ANA	L	0-3	15-16-3
35	Dec. 29	at QUE	L	3-5	15-17-3
36	Jan. 1	HFD	L	3-4	15-18-3
37	Jan. 4	at N.J.	L	3-6	15-19-3
38	Jan. 7	CGY	W	6-2	16-19-3
39	Jan. 8	at HFD	L	0-6	16-20-3
40	Jan. 10	at OTT	T	3-3	16-20-4
41	Jan. 14	MTL	W	5-2	17-20-4
42	Jan. 15	CHI	T	5-5	17-20-5

GAME	DATE	OPPONENT	RESULTS	SCORE	RECORD
43	Jan. 17	FLA	L	1-2	17-21-5
44	Jan. 19	at T.B.	L/OT	3-4	17-22-5
45	Jan. 26	at TOR	L	3-4	17-23-5
46	Jan. 28	BOS	L	0-3	17-24-5
47	Jan. 29	at BOS	L	1-2	17-25-5
48	Feb. 1	S.J.	W	5-4	18-25-5
49	Feb. 2	at NYR	T	4-4	18-25-6
50	Feb. 5	at QUE	W	3-2	19-25-6
51	Feb. 6	at BUF	L	1-4	19-26-6
52	Feb. 8	BUF	W	3-1	20-26-6
53	Feb. 10	at PIT	W	5-3	21-26-6
54	Feb. 12	FLA	L	3-4	21-27-6
55	Feb. 15	T.B.	W	2-1	22-27-6
56	Feb. 18	at WSH	L	1-3	22-28-6
57	Feb. 19	OTT	W	4-0	23-28-6
58	Feb. 21	WSH	W	4-0	24-28-6
59	Feb. 24	at PHI	L/OT	4-5	24-29-6
60	Feb. 25	PHI	W	2-0	25-29-6
61	Feb. 27	QUE	W	5-2	26-29-6
62	Mar. 1	STL	W	4-2	27-29-6
63	Mar. 4	at NYR	T	3-3	27-29-7
64	Mar. 5	NYR	L	4-5	27-30-7
65	Mar. 7	at WPG	W	7-2	28-30-7
66	Mar. 9	at VAN	L	4-5	28-31-7
67	Mar. 10	at S.J.	L	3-4	28-32-7
68	Mar. 12	at STL	T	5-5	28-32-8
69	Mar. 15	N.J.	W	3-2	29-32-8
70	Mar. 17	at DET	W	3-1	30-32-8
71%	Mar. 18	BUF	T	2-2	30-32-9
72	Mar. 20	PIT	L	1-2	30-33-9
73	Mar. 22	T.B.	W/OT	5-4	31-33-9
74	Mar. 26	FLA	L	1-3	31-34-9
75	Mar. 27	at BUF	L	1-4	31-35-9
76	Mar. 29	at WSH	T	2-2	31-35-10
77	Apr. 1	MTL	W	5-2	32-35-10
78	Apr. 2	at MTL	T	3-3	32-35-11
79	Apr. 5	at WSH	W/OT	4-3	33-35-11
80	Apr. 6	at HFD	T	3-3	33-35-12
81	Apr. 8	DAL	W	5-1	34-35-12
82	Apr. 10	NYR	W	5-4	35-35-12
83	Apr. 13	at T.B.	W	2-0	36-35-12
84	Apr. 14	at FLA	L	1-4	36-36-12

* - Originally scheduled for Oct. 21, rescheduled. # - Neutral site game played in Hamilton. % - Neutral site game played in Minneapolis



1992-93 NY ISLANDERS • 40-37-7 (87 PTS) • HEAD COACH – AL ARBOUR

PLAYER	GP	G-A	PTS	+/-	PIM
Pierre Turgeon	83	58-74	132	-1	26
Steve Thomas	79	37-50	87	+3	111
Derek King	77	38-38	76	-4	47
Benoit Hogue	70	33-42	75	+13	108
Patrick Flatley	80	13-47	60	+5	63
Vladimir Malakhov	64	14-38	52	+14	59
Jeff Norton	66	12-38	50	-3	45
Uwe Krupp	80	9-29	38	+6	67
Tom Kurvers	52	8-30	38	+9	38
Brian Mullen	81	18-14	32	+5	28
Brad Dalgarno	57	15-17	32	+7	62
Marty McInnis	56	10-20	30	+7	24
Ray Ferraro	46	14-13	27	Even	40
Tom Fitzgerald	77	9-18	27	-2	34
Travis Green	61	7-18	25	+4	43
Scott Lachance	75	7-17	24	-1	67

PLAYER	GP	G-A	PTS	+/-	PIM
David Volek	56	8-13	21	-1	34
Darius Kasparaitis	79	4-17	21	+15	166
Bill Berg	22	6-3	9	+4	49
Claude Loiselle	41	5-3	8	-5	90
Daniel Marois	28	2-5	7	-3	35
Mick Vukota	74	2-5	7	+3	216
Dennis Vaske	27	1-5	6	+9	32
Iain Fraser	7	2-2	4	-1	2
Rich Pilon	44	1-3	4	-4	164
Rich Kromm	1	1-2	3	+3	0
Gary Nylund	22	1-1	2	-2	43
Glenn Healy	47	0-2	2	Goalie	2
Mark Fitzpatrick	39	0-1	1	Goalie	2
Greg Parks	2	0-0	0	Even	0
Graeme Townshend	2	0-0	0	Even	0
Danny Lorenz	4	0-0	0	Goalie	0

GOALTENDER	GP	MINS	GAA	W	L	T	EN	SO	GA	SA	SV%
Glenn Healy	47	2655	3.30	22	20	2	6	1	146	1170	.889
Mark Fitzpatrick	39	2253	3.46	17	15	5	5	0	130	936	.878
Danny Lorenz	4	157	3.82	1	2	0	0	0	10	68	.872

GAME	DATE	OPPONENT	RESULTS	SCORE	RECORD
1	Oct. 6	at N.J.	L	3-4	0-1-0
2	Oct. 8	at PIT.	L	3-7	0-2-0
3	Oct. 10	at BOS	T	3-3	0-2-1
4	Oct. 15	at PHI	W	5-4	1-2-1
5	Oct. 17	NYR	W	6-3	2-2-1
6	Oct. 18	at NYR	L	3-4	2-3-1
7	Oct. 20	PHI	W	4-3	3-3-1
8	Oct. 23	at WSH	W	5-2	4-3-1
9	Oct. 24	HFD.	W	4-2	5-3-1
10	Oct. 27	L.A.	L	3-4	5-4-1
11	Oct. 30	at N.J.	W	4-1	6-4-1
12	Oct. 31	N.J.	L	3-5	6-5-1
13	Nov. 3	at PIT.	L	0-2	6-6-1
14	Nov. 5	at MIN	L	0-3	6-7-1
15	Nov. 7	T.B.	L/OT	5-6	6-8-1
16	Nov. 12	at PHI	L	5-8	6-9-1
17	Nov. 14	BUF.	W	7-5	7-9-1
18	Nov. 19	at BOS	L	2-5	7-10-1
19	Nov. 21	at CGY	W	4-3	8-10-1
20	Nov. 22	at EDM	T	5-5	8-10-2
21	Nov. 24	at WPG	T	3-3	8-10-3
22	Nov. 27	at PHI	L	3-6	8-11-3
23	Nov. 28	PHI	W	9-3	9-11-3
24	Dec. 1	PIT	L	3-7	9-12-3
25	Dec. 4	at BUF	T	5-5	9-12-4
26	Dec. 5	WSH	L	3-5	9-13-4
27	Dec. 7	at T.B.	W	6-1	10-13-4
28	Dec. 10	at CHI	L	3-5	10-14-4
29	Dec. 12	WPG	L/OT	3-4	10-15-4
30	Dec. 13#	EDM	W	4-1	11-15-4
31	Dec. 15	at STL	W/OT	4-3	12-15-4
32	Dec. 17	OTT.	W	9-3	13-15-4
33	Dec. 19	at PIT.	W	4-3	14-15-4
34	Dec. 20	at QUE	L	3-5	14-16-4
35	Dec. 23	at MTL	W	6-2	15-16-4
36	Dec. 26	NYR	W	6-4	16-16-4
37	Dec. 29	TOR.	L	2-3	16-17-4
38	Dec. 31	at STL	L	1-5	16-18-4
39	Jan. 2	MIN.	W	3-2	17-18-4
40	Jan. 5	QUE	L	1-2	17-19-4
41	Jan. 8	at BUF	L	5-6	17-20-4
42	Jan. 9	VAN.	L	4-5	17-21-4

GAME	DATE	OPPONENT	RESULTS	SCORE	RECORD
43	Jan. 12	CGY	W	8-2	18-21-4
44	Jan. 14	WSH	L	0-3	18-22-4
45	Jan. 16	at N.J.	W	5-3	19-22-4
46	Jan. 17	at OTT	W	7-2	20-22-4
47	Jan. 19	BOS	T	2-2	20-22-5
48	Jan. 23	PHI	W	8-4	21-22-5
49	Jan. 26	N.J.	W	8-2	22-22-5
50	Jan. 28	at PIT.	W	5-2	23-22-5
51	Jan. 30	BOS	L	5-6	23-23-5
52	Feb. 1	NYR	T	4-4	23-23-6
53	Feb. 3	at TOR	W	3-2	24-23-6
54	Feb. 9	MTL	L	3-5	24-24-6
55	Feb. 12	at NYR	L	3-4	24-25-6
56	Feb. 13	NYR	W	5-2	25-25-6
57	Feb. 16	EDM	W	7-2	26-25-6
58	Feb. 18	STL	L	2-4	26-26-6
59	Feb. 20	PIT	W	4-2	27-26-6
60	Feb. 23	WSH	L	2-4	27-27-6
61	Feb. 25	at QUE	L	4-6	27-28-6
62	Feb. 27	at PHI	W	3-2	28-28-6
63	Feb. 28	at HFD	W/OT	7-6	29-28-6
64	Mar. 2	DET.	W	3-2	30-28-6
65	Mar. 7	at WSH	W	3-2	31-28-6
66	Mar. 9	PHI	W	4-2	32-28-6
67	Mar. 10	at MTL	L	1-5	32-29-6
68	Mar. 14*	PIT	L	2-3	32-30-6
69	Mar. 16	at S.J.	W	6-0	33-30-6
70	Mar. 18	at L.A.	L	4-7	33-31-6
71	Mar. 20	at VAN	W	7-2	34-31-6
72	Mar. 23	at DET	L	2-3	34-32-6
73	Mar. 25**	WSH	L	2-5	34-33-6
74	Mar. 27	S.J.	W	7-3	35-33-6
75	Mar. 30	PHI	W	2-1	36-33-6
76	Apr. 2	at NYR	W/OT	3-2	37-33-6
77	Apr. 3	MTL	L	2-3	37-34-6
78	Apr. 6	at WSH	W	3-2	38-34-6
79	Apr. 8	CHI	L	2-3	38-35-6
80	Apr. 10	OTT	L	3-5	38-36-6
81	Apr. 11	at N.J.	W	5-4	39-36-6
82	Apr. 13***	HFD.	T	3-3	39-36-7
83	Apr. 14	at HFD	L/OT	4-5	39-37-7
84	Apr. 16****	N.J.	W	8-4	40-37-7

- Neutral site game played in Oklahoma City. % - Neutral site game played in Dallas. * - Originally scheduled for March 13, postponed due to snow.

** - Originally scheduled for March 14, rescheduled. *** - Originally scheduled for April 15, rescheduled. **** - Originally scheduled for March 25, rescheduled.



1991-92 NY ISLANDERS • 34-35-11 (79 PTS) • HEAD COACH – AL ARBOUR

PLAYER	GP	G-A	PTS	+/-	PIM
Pierre Turgeon	77	40-55	95	+7	20
with Buffalo	8	2-6	8	-1	4
with ISLANDERS	69	38-49	87	+8	16
Ray Ferraro	80	40-40	80	+25	92
Derek King	80	40-38	78	-10	46
Steve Thomas	82	30-48	78	+8	97
with Chicago	11	2-6	8	-3	26
with ISLANDERS	71	28-42	70	+11	71
Benoit Hogue	75	30-46	76	+30	67
with Buffalo	3	0-1	1	Even	0
with ISLANDERS	72	30-45	75	+30	67
David Volek	74	18-42	60	Even	35
Tom Kurvers	74	9-47	56	-18	30
Uwe Krupp	67	8-29	37	+13	49
with Buffalo	8	2-0	2	Even	6
with ISLANDERS	59	6-29	35	+13	43
Adam Creighton	77	21-15	36	-5	118
with Chicago	11	6-6	12	-1	16
with ISLANDERS	66	15-9	24	-4	102
Patrick Flatley	38	8-28	36	+14	31
Daniel Marois	75	17-16	33	-34	94
with Toronto	63	15-11	26	-36	76
with ISLANDERS	12	2-5	7	+2	18
Dave McLlwain	54	8-15	23	-8	28
Jeff Norton	28	1-18	19	+2	18
Claude Loiselle	75	7-10	17	-24	115
with Toronto	64	6-9	15	-21	102
with ISLANDERS	11	1-1	2	-3	13

PLAYER	GP	G-A	PTS	+/-	PIM
Tom Fitzgerald	45	6-11	17	-3	28
Joe Reekie	54	4-12	16	+15	85
Bill Berg	47	5-9	14	-18	28
Jeff Finley	51	1-10	11	-6	26
Brent Sutter	8	4-6	10	-5	6
Hubie McDonough	33	7-2	9	-4	15
Marty McInnis	15	3-5	8	+6	0
Rob DiMaio	50	5-2	7	-23	43
Rich Pilon	65	1-6	7	-1	183
Wayne McBean	25	2-4	6	+11	18
Mick Vukota	74	0-6	6	-6	293
Scott Lachance	17	1-4	5	+13	9
Randy Wood	8	2-2	4	-3	21
Brad Dalgaro	15	2-1	3	-8	12
Graeme Townshend	7	1-2	3	+6	0
David Chyzowski	12	1-1	2	-4	17
Mark Fitzpatrick	30	0-2	2	Goalie	8
Dean Chynoweth	11	1-0	1	-3	23
Brad Lauer	8	1-0	1	-2	2
Gary Nylund	7	0-1	1	-3	10
Glenn Healy	37	0-1	1	Goalie	18
Dennis Vaske	39	0-1	1	+5	39
Greg Parks	1	0-0	0	Even	2
Rich Kromm	1	0-0	0	Even	0
Danny Lorenz	2	0-0	0	Goalie	0
Brad Turner	3	0-0	0	Even	0
Rick Green	4	0-0	0	Even	0
Steve Weeks	23	0-0	0	Goalie	2

GOALTENDER	GP	MINS	GAA	W	L	T	EN	SO	GA	SA	SV%
Mark Fitzpatrick	30	1742	3.20	11	13	5	5	0	93	857	.902
Steve Weeks	23	1032	3.60	9	4	2	0	0	62	504	.890
Glenn Healy	37	1961	3.79	14	16	4	4	1	124	921	.831
Danny Lorenz	2	120	5.00	0	2	0	1	0	10	50	.833

GAME	DATE	OPPONENT	RESULTS	SCORE	RECORD
1	Oct. 5	at BOS	W	4-3	1-0-0
2	Oct. 9	at NYR	L	3-5	1-1-0
3	Oct. 12	PHI	W	5-4	2-1-0
4	Oct. 13	at QUE	T	1-1	2-1-1
5	Oct. 15	PIT	L/OT	6-7	2-2-1
6	Oct. 17	at PIT	L	5-8	2-3-1
7	Oct. 19	EDM	L	2-4	2-4-1
8	Oct. 22	WPG	T	1-1	2-4-2
9	Oct. 26	L.A.	L	2-4	2-5-2
10	Oct. 29	S.J.	W	8-4	3-5-2
11	Oct. 31	at CHI	L	3-4	3-6-2
12	Nov. 2	WSH	L	4-7	3-7-2
13	Nov. 4	BOS	W	6-4	4-7-2
14	Nov. 6	at EDM	L	3-5	4-8-2
15	Nov. 9	at S.J.	L	3-4	4-9-2
16	Nov. 10	at VAN	L	0-6	4-10-2
17	Nov. 14	at N.J.	W	4-3	5-10-2
18	Nov. 17	NYR	W	4-2	6-10-2
19	Nov. 19	at MIN	W	7-4	7-10-2
20	Nov. 20	at WPG	L	1-3	7-11-2
21	Nov. 23	at PIT	T	2-2	7-11-3
22	Nov. 27	BOS	L	2-3	7-12-3
23	Nov. 29	at WSH	W	3-2	8-12-3
24	Nov. 30	WSH	W	8-1	9-12-3
25	Dec. 5	MTL	L/OT	4-5	9-13-3
26	Dec. 7	CHI	L	2-5	9-14-3
27	Dec. 10	STL	T	7-7	9-14-4
28	Dec. 11	at TOR	W	5-4	10-14-4
29	Dec. 14	N.J.	T	3-3	10-14-5
30	Dec. 17	at HFD	W	4-2	11-14-5
31	Dec. 19	at PHI	L	2-6	11-15-5
32	Dec. 21	at STL	L	2-6	11-16-5
33	Dec. 23	PIT	L	3-6	11-17-5
34	Dec. 26	N.J.	T	5-5	11-17-6
35	Dec. 28	NYR	W	5-4	12-17-6
36	Dec. 29	at HFD	L	4-6	12-18-6
37	Jan. 1	at WSH	L	5-8	12-19-6
38	Jan. 3	at BUF	L	2-5	12-20-6
39	Jan. 4	QUE	W	5-2	13-20-6
40	Jan. 7	at DET	W	5-2	14-20-6

GAME	DATE	OPPONENT	RESULTS	SCORE	RECORD
41	Jan. 9	HFD	W	2-1	15-20-6
42	Jan. 11	STL	L	3-6	15-21-6
43	Jan. 12	at PHI	L	3-4	15-22-6
44	Jan. 14	DET	W	6-2	16-22-6
45	Jan. 16	PHI	W	4-3	17-22-6
46	Jan. 23	TOR	L	3-4	17-23-6
47	Jan. 25	PIT	L	3-5	17-24-6
48	Jan. 30	at PIT	W	8-5	18-24-6
49	Feb. 1	PHI	T	5-5	18-24-7
50	Feb. 2	CGY	W	6-3	19-24-7
51	Feb. 4	at LA	W	2-1	20-24-7
52	Feb. 6	at VAN	W/OT	5-4	21-24-7
53	Feb. 7	at EDM	L	2-4	21-25-7
54	Feb. 11	at CGY	W	3-1	22-25-7
55	Feb. 14	at NYR	L	2-9	22-26-7
56	Feb. 15	VAN	W	3-1	23-26-7
57	Feb. 17	WPG	W/OT	5-4	24-26-7
58	Feb. 20	NYR	W	6-2	25-26-7
59	Feb. 22	MIN	W	2-1	26-26-7
60	Feb. 23	WSH	L	1-4	26-27-7
61	Feb. 25	at PHI	L	1-4	26-28-7
62	Feb. 28	at N.J.	W/OT	3-2	27-28-7
63	Feb. 29	N.J.	L	1-3	27-29-7
64	Mar. 3	MTL	L	3-4	27-30-7
65	Mar. 5	at CHI	T	4-4	27-30-8
66	Mar. 7	at MTL	L	2-8	27-31-8
67	Mar. 8	at BUF	W	6-2	28-31-8
68	Mar. 10	PHI	W	5-2	29-31-8
69	Mar. 12	at PIT	L	4-6	29-32-8
70	Mar. 14	BUF	W	4-1	30-32-8
71	Mar. 15	at WSH	L	2-5	30-33-8
72	Mar. 18	at NYR	T	1-1	30-33-9
73	Mar. 21	at N.J.	T	2-2	30-33-10
74	Mar. 24	at QUE	L	2-5	30-34-10
75	Mar. 26	S.J.	W	7-4	31-34-10
76	Mar. 28	NYR	W	4-1	32-34-10
77	Mar. 29	DET	L	2-6	32-35-10
78	Apr. 12	at TOR	W	6-2	33-35-10
79	Apr. 13	at WSH	T	1-1	33-35-11
80	Apr. 15	N.J.	W	7-0	34-35-11



1990-91 NY ISLANDERS • 25-45-10 (60 PTS) • HEAD COACH - AL ARBOUR

PLAYER	GP	G-A	PTS	+/-	PIM
Pat LaFontaine	75	41-44	85	-6	42
David Volek	77	22-34	56	-10	57
Brent Sutter	75	21-32	53	-8	49
Patrick Flatley	56	20-25	45	-2	74
Derek King	66	19-26	45	+1	44
Randy Wood	76	24-18	42	-12	45
Ray Ferraro	76	21-21	42	-12	70
with Hartford	15	2-5	7	-1	18
with ISLANDERS	61	19-16	35	-11	52
Jeff Norton	44	3-25	28	-13	16
Bill Berg	78	9-14	23	-3	67
Gary Nylund	72	2-21	23	-8	105
Wayne McBean	52	5-14	19	-21	47
Joe Reekie	66	3-16	19	+17	96
Brad Dalgarno	41	3-12	15	-10	24
David Chyzowski	56	5-9	14	-19	61
Hubie McDonough	52	6-6	12	-14	10
Brad Lauer	44	4-8	12	-6	45
John Tucker	38	4-7	11	-1	8
with Buffalo	18	1-3	4	Even	4
with ISLANDERS	20	3-4	7	-1	4
Tom Fitzgerald	41	5-5	10	-9	24
Craig Ludwig	75	1-8	9	-24	77

PLAYER	GP	G-A	PTS	+/-	PIM
Doug Crossman	16	1-6	7	-4	12
Ken Baumgartner	78	1-6	7	-14	282
Mick Vukota	60	2-4	6	-13	238
Rich Pilon	60	1-4	5	-12	126
Don Maloney	12	0-5	5	-3	6
Greg Parks	20	1-2	3	Even	4
Dean Chynoweth	25	1-1	2	-6	59
Paul Guay	3	0-2	2	+2	2
Glenn Healy	53	0-2	2	Goalie	14
Rich Kromm	6	1-0	1	-2	0
Jari Gronstrand	3	0-1	1	-2	2
Rob DiMaio	1	0-0	0	Even	0
Scott Scissons	1	0-0	0	Even	0
Mark Fitzpatrick	2	0-0	0	Goalie	0
Alan Kerr	2	0-0	0	Even	5
Danny Lorenz	2	0-0	0	Goalie	0
Shawn Byram	4	0-0	0	-2	14
Derek Laxdal	4	0-0	0	-1	0
George Maneluk	4	0-0	0	Goalie	2
Dennis Vaske	5	0-0	0	+4	2
Jeff Finley	11	0-0	0	-1	4
Jeff Hackett	30	0-0	0	Goalie	4

GOALTENDER	GP	MINS	GAA	W	L	T	EN	SO	GA	SA	SV%
Mark Fitzpatrick	2	120	3.00	1	1	0	0	0	6	54	.900
Glenn Healy	53	2999	3.32	18	24	9	4	0	166	1391	.893
Jeff Hackett	30	1508	3.62	5	18	1	3	0	91	650	.877
Danny Lorenz	2	80	3.75	0	1	0	0	0	5	31	.861
George Maneluk	4	140	6.43	1	1	0	0	0	15	79	.843

GAME	DATE	OPPONENT	RESULTS	SCORE	RECORD
1	Oct. 4	at L.A.	L	1-4	0-1-0
2	Oct. 6	at MIN	L	2-4	0-2-0
3	Oct. 7	at CHI	W	4-2	1-2-0
4	Oct. 13	PIT	L	4-6	1-3-0
5	Oct. 16	WPG	W	4-1	2-3-0
6	Oct. 19	at WSH	L	3-4	2-4-0
7	Oct. 20	BUF	L	1-3	2-5-0
8	Oct. 23	N.J.	L	1-8	2-6-0
9	Oct. 24	at MTL	L	2-8	2-7-0
10	Oct. 27	PHI	W	5-2	3-7-0
11	Oct. 28	at PIT	L	3-8	3-8-0
12	Oct. 30	L.A.	L	1-4	3-9-0
13	Nov. 2	at NYR	W	3-2	4-9-0
14	Nov. 3	WSH	L	2-5	4-10-0
15	Nov. 6	TOR	W	4-3	5-10-0
16	Nov. 7	at N.J.	W	6-3	6-10-0
17	Nov. 10	CGY	W	5-1	7-10-0
18	Nov. 15	at CGY	W/OT	4-3	8-10-0
19	Nov. 16	at VAN	L	2-3	8-11-0
20	Nov. 18	at EDM	L	1-3	8-12-0
21	Nov. 22	WPG	W	3-1	9-12-0
22	Nov. 24	NYR	T	2-2	9-12-1
23	Nov. 25	at PHI	L	1-4	9-13-1
24	Nov. 27	PHI	L	1-5	9-14-1
25	Nov. 30	at N.J.	T	5-5	9-14-2
26	Dec. 1	WSH	L	1-3	9-15-2
27	Dec. 4	VAN	L	2-4	9-16-2
28	Dec. 6	at CHI	L	2-5	9-17-2
29	Dec. 11	N.J.	W	3-2	10-17-2
30	Dec. 13	at PHI	T	2-2	10-17-3
31	Dec. 15	at QUE	W	7-2	11-17-3
32	Dec. 18	TOR	T	2-2	11-17-4
33	Dec. 20	HFD	W	4-2	12-17-4
34	Dec. 22	PIT	L	3-4	12-18-4
35	Dec. 23	at PIT	W/OT	4-3	13-18-4
36	Dec. 27	at N.J.	T	1-1	13-18-5
37	Dec. 29	CHI	L	1-3	13-19-5
38	Dec. 31	QUE	W	6-3	14-19-5
39	Jan. 2	at BUF	L	4-5	14-20-5
40	Jan. 3	L.A.	L	3-6	14-21-5

GAME	DATE	OPPONENT	RESULTS	SCORE	RECORD
41	Jan. 5	PHI	W	3-2	15-21-5
42	Jan. 8	MIN	L	0-3	15-22-5
43	Jan. 9	at MTL	L/OT	3-4	15-23-5
44	Jan. 12	DET	T	2-2	15-23-6
45	Jan. 13	at QUE	W	4-3	16-23-6
46	Jan. 15	BOS	L	4-5	16-24-6
47	Jan. 17	EDM	L	1-6	16-25-6
48	Jan. 22	NYR	W	3-2	17-25-6
49	Jan. 25	at WPG	L	1-8	17-26-6
50	Jan. 27	at WSH	L/OT	4-5	17-27-6
51	Jan. 29	at HFD	W	8-1	18-27-6
52	Jan. 31	WSH	L/OT	3-4	18-28-6
53	Feb. 2	MTL	T	3-3	18-28-7
54	Feb. 3	HFD	T	1-1	18-28-8
55	Feb. 6	at NYR	L	2-5	18-29-8
56	Feb. 8	at DET	L	4-8	18-30-8
57	Feb. 9	at TOR	L	2-3	18-31-8
58	Feb. 12	MIN	W	5-4	19-31-8
59	Feb. 14	at PIT	L	2-5	19-32-8
60	Feb. 16	PIT	W	4-3	20-32-8
61	Feb. 18	at NYR	W	5-4	21-32-8
62	Feb. 21	at STL	L	2-7	21-33-8
63	Feb. 23	PHI	L	3-5	21-34-8
64	Feb. 24	at PHI	L	3-4	21-35-8
65	Feb. 26	BUF	T	1-1	21-35-9
66	Feb. 28	at BOS	L	0-5	21-36-9
67	Mar. 2	at WSH	L	2-3	21-37-9
68	Mar. 5	N.J.	W	4-3	22-37-9
69	Mar. 7	at DET	L	0-2	22-38-9
70	Mar. 9	NYR	W	6-4	23-38-9
71	Mar. 10	PIT	L	3-4	23-39-9
72	Mar. 13	at EDM	L	1-2	23-40-9
73	Mar. 14	at CGY	L	2-4	23-41-9
74	Mar. 16	at VAN	T	4-4	23-41-10
75	Mar. 21	WSH	L	2-6	23-42-10
76	Mar. 23	STL	L	2-3	23-43-10
77	Mar. 24	at NYR	L	1-3	23-44-10
78	Mar. 28	at STL	L	0-3	23-45-10
79	Mar. 30	BOS	W	5-3	24-45-10
80	Mar. 31	at N.J.	W	3-2	25-45-10



1989-90 NY ISLANDERS • 31-38-11 (73 PTS) • HEAD COACH - AL ARBOUR

PLAYER	GP	G-A	PTS	+/-	PIM	PLAYER	GP	G-A	PTS	+/-	PIM
Pat LaFontaine	74	54-51	105	-13	38	Gilles Thibaudeau	20	4-4	8	+2	17
Brent Sutter	67	33-35	68	+9	65	Tom Fitzgerald	19	2-5	7	-3	4
Doug Crossman	80	15-44	59	+3	54	Ken Baumgartner	65	1-5	6	-4	222
Jeff Norton	60	4-49	53	-9	65	with Los Angeles	12	1-0	1	-10	28
Patrick Flatley	62	17-32	49	+10	101	with ISLANDERS	53	0-5	5	+6	194
Randy Wood	74	24-24	48	-10	39	Mikko Makela	20	2-3	5	-10	2
Don Maloney	79	16-27	43	+6	47	Derek Laxdal	12	3-1	4	-4	4
Derek King	46	13-27	40	+2	20	Marc Bergevin	18	0-4	4	-8	30
David Volek	80	17-22	39	-2	41	Rich Pilon	14	0-2	2	+2	31
Hubie McDonough	76	21-15	36	+14	36	Dean Chynoweth	20	0-2	2	Even	39
with Los Angeles	22	3-4	7	+4	10	Dale Henry	20	0-2	2	-4	2
with ISLANDERS	54	18-11	29	+10	26	Mark Fitzpatrick	47	0-2	2	Goalie	18
Alan Kerr	75	15-20	35	-1	129	Shawn Evans	2	1-0	1	-1	0
Gary Nylund	64	4-21	25	+8	144	Paul Gagne	9	1-0	1	-1	4
Bryan Trottier	59	13-11	24	-11	29	Wayne McBean	5	0-1	1	-1	2
Brad Lauer	63	6-18	24	+5	19	Jeff Finley	11	0-1	1	Even	0
Gerald DiDuck	76	3-17	20	+2	163	Glenn Healy	39	0-1	1	Goalie	7
David Chyzowski	34	8-6	14	-4	45	Dale Kushner	2	0-0	0	Even	2
Mick Vukota	76	4-8	12	+10	290	Rob DiMaio	7	0-0	0	Even	2
Joe Reekie	31	1-8	9	+13	43						
Jari Gronstrand	48	3-5	8	-1	29						
with Quebec	7	0-1	1	-1	2						
with ISLANDERS	41	3-4	7	Even	27						

GOALTENDER	GP	MINS	GAA	W	L	T	EN	SO	GA	SA	SV%
Mark Fitzpatrick	47	2653	3.39	19	19	5	4	3	150	1472	.898
Glenn Healy	39	2197	3.50	12	19	6	6	2	128	1210	.894

GAME	DATE	OPPONENT	RESULTS	SCORE	RECORD	GAME	DATE	OPPONENT	RESULTS	SCORE	RECORD
1	Oct. 5	at MIN	L	5-6	0-1-0	41	Jan. 2	L.A.	W	5-3	16-21-4
2	Oct. 7	at CGY	L	3-6	0-2-0	42	Jan. 6	QUE	W	5-2	17-21-4
3	Oct. 9	at VAN	W	5-2	1-2-0	43	Jan. 10	at TOR	W	3-1	18-21-4
4	Oct. 11	at LA	W	7-4	2-2-0	44	Jan. 11	at MIN	W	8-4	19-21-4
5	Oct. 14	PHI	T	3-3	2-2-1	45	Jan. 13	WSH	W	4-2	20-21-4
6	Oct. 17	MIN	L	3-6	2-3-1	46	Jan. 16	VAN	W	3-0	21-21-4
7	Oct. 20	at WSH	W	5-3	3-3-1	47	Jan. 17	at MTL	W	6-3	22-21-4
8	Oct. 21	VAN	L	1-2	3-4-1	48	Jan. 19	at WPG	W	6-4	23-21-4
9	Oct. 24	EDM	T	3-3	3-4-2	49	Jan. 23	at HFD	L	2-4	23-22-4
10	Oct. 27	at NYR	T	5-5	3-4-3	50	Jan. 25	at BOS	L	2-5	23-23-4
11	Oct. 28	NYR	L	1-4	3-5-3	51	Jan. 27	PIT	W	9-3	24-23-4
12	Oct. 31	at WSH	L	0-3	3-6-3	52	Jan. 28	N.J.	T	4-4	24-23-5
13	Nov. 2	at PIT	L	2-5	3-7-3	53	Jan. 30	STL	L	1-2	24-24-5
14	Nov. 4	DET	W	3-2	4-7-3	54	Feb. 2	WSH	W	5-3	25-24-5
15	Nov. 5	at PHI	L	2-3	4-8-3	55	Feb. 4	at BUF	W	1-0	26-24-5
16	Nov. 7	WSH	L	3-5	4-9-3	56	Feb. 6	at PIT	W/OT	8-7	27-24-5
17	Nov. 9	QUE	L	5-7	4-10-3	57	Feb. 8	at PHI	T	5-5	27-24-6
18	Nov. 11	CHI	L	3-5	4-11-3	58	Feb. 10	at BOS	W/OT	4-3	28-24-6
19	Nov. 12	at NYR	L	2-4	4-12-3	59	Feb. 13	CGY	L	2-4	28-25-6
20	Nov. 14	PHI	L	4-5	4-13-3	60	Feb. 17	CHI	L	1-3	28-26-6
21	Nov. 16	TOR	W	6-2	5-13-3	61	Feb. 18	at PHI	L	2-3	28-27-6
22	Nov. 18	at PIT	L	3-5	5-14-3	62	Feb. 22	at PIT	L/OT	3-4	28-28-6
23	Nov. 21	WPG	L	3-4	5-15-3	63	Feb. 24	DET	T	3-3	28-28-7
24	Nov. 22	at WSH	L	3-5	5-16-3	64	Feb. 25	N.J.	T	3-3	28-28-8
25	Nov. 25	EDM	L	2-7	5-17-3	65	Feb. 28	at DET	L	3-4	28-29-8
26	Nov. 28	at N.J.	L/OT	2-3	5-18-3	66	Mar. 2	at NYR	L	3-6	28-30-8
27	Nov. 30	at CHI	W	2-0	6-18-3	67	Mar. 3	at STL	L	4-5	28-31-8
28	Dec. 2	at WPG	W	6-3	7-18-3	68	Mar. 6	HFD	L	2-4	28-32-8
29	Dec. 5	BUF	W	3-0	8-18-3	69	Mar. 8	at N.J.	L	2-4	28-33-8
30	Dec. 6	at HFD	W	4-3	9-18-3	70	Mar. 10	BOS	T	3-3	28-33-9
31	Dec. 9	NYR	T	0-0	9-18-4	71	Mar. 13	MTL	L	2-4	28-34-9
32	Dec. 12	N.J.	L	2-7	9-19-4	72	Mar. 15	at PHI	L	4-5	28-35-9
33	Dec. 13	at N.J.	L	2-5	9-20-4	73	Mar. 17	NYR	W	6-3	29-35-9
34	Dec. 15	at WSH	W	5-3	10-20-4	74	Mar. 18	PIT	T	2-2	29-35-10
35	Dec. 16	NYR	W	4-3	11-20-4	75	Mar. 20	at WSH	L	0-3	29-36-10
36	Dec. 19	N.J.	W/OT	5-4	12-20-4	76	Mar. 22	at L.A.	L	1-3	29-37-10
37	Dec. 23	PIT	W	8-6	13-20-4	77	Mar. 24	at EDM	T	5-5	29-37-11
38	Dec. 28	STL	W	3-2	14-20-4	78	Mar. 27	CGY	L	2-4	29-38-11
39	Dec. 30	at QUE	L	3-6	14-21-4	79	Mar. 28	at TOR	W	6-3	30-38-11
40	Dec. 31	at BUF	W	4-2	15-21-4	80	Mar. 31	PHI	W	6-2	31-38-11



1988-89 NY ISLANDERS • 28-47-5 (61 PTS) • HEAD COACH - TERRY SIMPSON/AL ARBOUR

PLAYER	GP	G-A	PTS	+/-	PIM
Pat LaFontaine	79	45-43	88	-8	26
Brent Sutter	77	29-34	63	-12	77
David Volek	77	25-34	59	-11	24
Mikko Makela	76	17-28	45	-16	22
Bryan Trottier	73	17-28	45	-7	44
Derek King	60	14-29	43	+10	14
Alan Kerr	71	20-18	38	-5	144
Gerald Diduck	65	11-21	32	+9	155
Tomas Jonsson	53	9-23	32	-13	34
Jeff Norton	69	1-30	31	-24	74
Randy Wood	77	15-13	28	-18	44
Patrick Flatley	41	10-15	25	-5	31
Brad Dalgarno	55	11-10	21	-3	86
Greg Gilbert	55	8-13	21	+1	45
Reed Larson	33	7-13	20	-8	35
Marc Bergevin	69	2-13	15	-1	80
with Chicago	11	0-0	0	-3	18
with ISLANDERS	58	2-13	15	+2	62
Rich Pilon	62	0-14	14	-9	242
Gary Nylund	69	7-10	17	-19	137
with Chicago	23	3-2	5	-4	63
with ISLANDERS	46	4	8	-12	74
Raimo Helminen	24	1-11	12	-15	4
Tom Fitzgerald	23	3-5	8	+1	10

PLAYER	GP	G-A	PTS	+/-	PIM
Rich Kromm	20	1-6	7	-3	4
Steve Konroyd	21	1-5	6	-5	2
Bob Bassen	19	1-4	5	Even	21
Brad Lauer	14	3-2	5	-2	2
Mick Vukota	48	2-2	4	-17	237
Dale Henry	22	2-2	4	-4	66
Ken Morrow	34	1-3	4	-7	32
Bill Berg	7	1-2	3	-2	10
Mike Walsh	13	2-0	2	-7	4
Mike Stevens	9	1-0	1	-1	14
Rob DiMaio	16	1-0	1	-6	30
Mark Fitzpatrick	28	0-2	2	Goalie	4
with Los Angeles	17	0-1	1	Goalie	2
with ISLANDERS	11	0-1	1	Goalie	2
Jeff Hackett	13	0-1	1	Goalie	2
Wayne McBean	52	0-6	6	-13	35
with Los Angeles	33	0-5	5	-9	23
with ISLANDERS	19	0-1	1	-4	12
Kelly Hrudey	50	0-1	1	Goalie	17
Bill Smith	17	0-0	0	Goalie	8
Chris Pryor	7	0-0	0	-6	25
Dean Chynoweth	6	0-0	0	-4	48
Jeff Finley	4	0-0	0	+1	6
Rod Dalman	1	0-0	0	-1	15

GOALTENDER	GP	MIN	GAA	W	L	T	EN	SO	GA	SA	SV%
Jeff Hackett	13	661	3.54	4	7	0	0	0	39	290	.831
Mark Fitzpatrick	11	626	3.92	3	5	2	0	0	41	272	.869
Kelly Hrudey	50	2804	3.93	18	24	3	2	0	183	1268	.874
Bill Smith	17	730	4.44	3	11	0	6	0	54	308	.851

GAME	DATE	OPPONENT	RESULTS	SCORE	RECORD
1	Oct. 6	at CGY	T	4-4	0-0-1
2	Oct. 7	at EDM	L	1-5	0-1-1
3	Oct. 9	at L.A.	L/OT	5-6	0-2-1
4	Oct. 10	at VAN	W	3-2	1-2-1
5	Oct. 15	MTL.	W	2-1	2-2-1
6	Oct. 18	VAN.	W	3-2	3-2-1
7	Oct. 22	QUE	W	7-3	4-2-1
8	Oct. 25	TOR.	L	3-4	4-3-1
9	Oct. 27	at PHI	L	2-5	4-4-1
10	Oct. 29	at QUE	L/OT	2-3	4-5-1
11	Nov. 1	WPG	L	1-8	4-6-1
12	Nov. 4	at WSH	L	2-4	4-7-1
13	Nov. 5	WSH	W/OT	4-3	5-7-1
14	Nov. 8	NYR	W	4-3	6-7-1
15	Nov. 11	at N.J.	T	3-3	6-7-2
16	Nov. 12	BUF.	L	0-3	6-8-2
17	Nov. 15	CGY	L	1-5	6-9-2
18	Nov. 16	at MTL	L	4-5	6-10-2
19	Nov. 19	PIT	W	6-3	7-10-2
20	Nov. 22	WSH	L	2-4	7-11-2
21	Nov. 23	at WSH	L	6-7	7-12-2
22	Nov. 26	NYR	L	4-6	7-13-2
23	Nov. 27	at NYR	L	3-5	7-14-2
24	Nov. 29	at DET	L	3-5	7-15-2
25	Dec. 1	at STL	L	0-8	7-16-2
26	Dec. 3	at PIT	L	2-4	7-17-2
27	Dec. 6	BOS	L	3-4	7-18-2
28	Dec. 9	at N.J.	L	5-6	7-19-2
29	Dec. 10	L.A.	L	3-4	7-20-2
30	Dec. 14	at NYR	L	1-2	7-21-2
31	Dec. 15	PIT	L	2-8	7-22-2
32	Dec. 17	N.J.	W	5-2	8-22-2
33	Dec. 20	at PIT	L	3-5	8-23-2
34	Dec. 22	PHI	L	2-4	8-24-2
35	Dec. 26	at TOR	W	4-3	9-24-2
36	Dec. 31	WSH	W	6-4	10-24-2
37	Jan. 3	PHI	L	1-4	10-25-2
38	Jan. 5	at BOS	W	5-3	11-25-2
39	Jan. 7	NYR	L	1-5	11-26-2
40	Jan. 8	at CHI	L	2-3	11-27-2

GAME	DATE	OPPONENT	RESULTS	SCORE	RECORD
41	Jan. 10	at PIT.	L	3-5	11-28-2
42	Jan. 13	at N.J.	W	5-3	12-28-2
43	Jan. 14	CHI	L	3-5	12-29-2
44	Jan. 17	PIT	W	5-2	13-29-2
45	Jan. 19	L.A.	W	4-2	14-29-2
46	Jan. 21	MIN.	W	8-6	15-29-2
47	Jan. 24	N.J.	T	2-2	15-29-3
48	Jan. 26	WPG	W	8-6	16-29-3
49	Jan. 28	at PHI	L	4-7	16-30-3
50	Jan. 30	at NYR	L	3-7	16-31-3
51	Feb. 2	TOR.	L	1-4	16-32-3
52	Feb. 4	HFD.	W	5-3	17-32-3
53	Feb. 5	at QUE	W	3-2	18-32-3
54	Feb. 10	at CHI	L	1-3	18-33-3
55	Feb. 11	at STL	L	0-5	18-34-3
56	Feb. 14	EDM	W	5-3	19-34-3
57	Feb. 16	STL	W	7-3	20-34-3
58	Feb. 18	PHI	W	3-2	21-34-3
59	Feb. 19	at PHI	L	4-5	21-35-3
60	Feb. 21	DET.	L	5-6	21-36-3
61	Feb. 22	at BUF	L	5-7	21-37-3
62	Feb. 25	PIT	T	5-5	21-37-4
63	Feb. 28	HFD.	L	1-3	21-38-4
64	Mar. 1	at DET	L	5-6	21-39-4
65	Mar. 4	at MIN	L	3-4	21-40-4
66	Mar. 5	at WPG	W	4-3	22-40-4
67	Mar. 7	BOS	L	1-2	22-41-4
68	Mar. 9	PHI	T	4-4	22-41-5
69	Mar. 11	N.J.	W/OT	3-2	23-41-5
70	Mar. 13	at MTL	W	5-3	24-41-5
71	Mar. 14	at HFD	L	2-8	24-42-5
72	Mar. 18	at VAN	L	1-2	24-43-5
73	Mar. 19	at EDM	L	2-3	24-44-5
74	Mar. 21	at CGY	L	1-4	24-45-5
75	Mar. 23	MIN	W	3-1	25-45-5
76	Mar. 26	at WSH	L	2-3	25-46-5
77	Mar. 28	WSH	W	5-4	26-46-5
78	Mar. 29	at N.J.	W/OT	5-4	27-46-5
79	Apr. 1	BUF.	L	3-4	27-47-5
80	Apr. 2	at NYR	W	6-4	28-47-5



1987-88 NY ISLANDERS • 39-31-10 (88 PTS) • HEAD COACH - TERRY SIMPSON

PLAYER	GP	G-A	PTS	+/-	PIM
Pat LaFontaine	75	47-45	92	+12	52
Bryan Trottier	77	30-52	82	+10	48
Mikko Makela	73	36-40	76	+14	22
Brent Sutter	70	29-31	60	+13	55
Alan Kerr	80	24-34	58	+30	198
Denis Potvin	72	19-32	51	+26	112
Tomas Jonsson	72	6-41	47	+6	115
Greg Gilbert	76	17-28	45	+14	46
Randy Wood	75	22-16	38	-2	80
Derek King	55	12-24	36	+7	30
Brad Lauer	69	17-18	35	+13	67
Patrick Flatley	40	9-15	24	+7	28
Bob Bassen	77	6-16	22	+8	99
Dale Henry	48	5-15	20	+8	115
Gerald Diduck	68	7-12	19	+22	113
Ken Leiter	51	4-13	17	+18	24
Gord Dineen	57	4-12	16	+9	62
Steve Konroyd	62	2-15	17	+16	99

PLAYER	GP	G-A	PTS	+/-	PIM
Rich Kromm	71	5-10	15	+2	20
Brad Dalgarno	38	2-8	10	+4	58
Jeff Norton	15	1-6	7	+3	14
Ken Morrow	53	1-4	5	Even	40
Jeff Finley	10	0-5	5	+5	15
Todd McLellan	5	1-1	2	-1	0
Kelly Hrudey	47	0-2	2	Goalie	20
Rod Dallman	3	1-0	1	+1	6
Mick Vukota	17	1-0	1	+1	82
Brian Curran	22	0-1	1	-9	68
Ari Haanpaa	1	0-0	0	-2	0
Neal Coulter	1	0-0	0	-1	0
Chris Pryor	4	0-0	0	Even	8
with Minnesota	3	0-0	0	-1	6
with ISLANDERS	1	0-0	0	+1	2
Mike Walsh	1	0-0	0	Even	0
Bill Smith	38	0-0	0	Goalie	20
Todd Okerlund	4	0-0	0	Even	2

GOALTENDER	GP	MINS	GAA	W	L	T	EN	SO	GA	SA	SV%
Bill Smith	38	2105	3.22	17	14	5	1	2	113	948	.893
Kelly Hrudey	47	2751	3.34	22	17	5	0	3	153	1314	.896

GAME	DATE	OPPONENT	RESULTS	SCORE	RECORD
1	Oct. 8	at L.A.	W	4-1	1-0-0
2	Oct. 10	at VAN	W	7-1	2-0-0
3	Oct. 15	at PHI	W	6-0	3-0-0
4	Oct. 17	PHI	L	3-4	3-1-0
5	Oct. 20	CGY	W	5-4	4-1-0
6	Oct. 23	at N.J.	L	3-5	4-2-0
7	Oct. 24	N.J.	W	2-1	5-2-0
8	Oct. 27	CHI	T	4-4	5-2-1
9	Oct. 28	at TOR	L	2-5	5-3-1
10	Oct. 31	NYR	W	8-2	6-3-1
11	Nov. 1	at BOS	W/OT	6-5	7-3-1
12	Nov. 3	N.J.	W	6-3	8-3-1
13	Nov. 5	PIT	L	2-4	8-4-1
14	Nov. 7	DET	W/OT	4-3	9-4-1
15	Nov. 10	WSH	W/OT	4-3	10-4-1
16	Nov. 12	at STL	W	4-3	11-4-1
17	Nov. 14	WPG	W	7-3	12-4-1
18	Nov. 17	L.A.	W	4-3	13-4-1
19	Nov. 18	at MTL	L	2-5	13-5-1
20	Nov. 21	at PHI	W	6-4	14-5-1
21	Nov. 24	TOR	L	3-4	14-6-1
22	Nov. 28	NYR	W	5-4	15-6-1
23	Nov. 29	at NYR	L	1-3	15-7-1
24	Dec. 2	at PIT	W	7-1	16-7-1
25	Dec. 4	at WSH	W	6-4	17-7-1
26	Dec. 8	MTL	L	2-3	17-8-1
27	Dec. 11	at PIT	L	4-6	17-9-1
28	Dec. 12	N.J.	W	5-3	18-9-1
29	Dec. 15	STL	T	2-2	18-9-2
30	Dec. 17	at PHI	L	3-4	18-10-2
31	Dec. 19	PHI	L	4-5	18-11-2
32	Dec. 22	at WPG	L	2-5	18-12-2
33	Dec. 23	at CHI	L	5-7	18-13-2
34	Dec. 26	BOS	W	2-1	19-13-2
35	Dec. 28	at N.J.	L	4-6	19-14-2
36	Dec. 29	NYR	T	3-3	19-14-3
37	Jan. 2	PIT	W	3-2	20-14-3
38	Jan. 5	MIN	T	3-3	20-14-4
39	Jan. 8	at CGY	L	4-7	20-15-4
40	Jan. 9	at EDM	L	1-5	20-16-4

GAME	DATE	OPPONENT	RESULTS	SCORE	RECORD
41	Jan. 12	at PIT	T	5-5	20-16-5
42	Jan. 14	QUE	W	8-5	21-16-5
43	Jan. 16	N.J.	W	4-2	22-16-5
44	Jan. 17	at BUF	L	2-5	22-17-5
45	Jan. 19	PIT	L	4-6	22-18-5
46	Jan. 21	at HFD	L	3-4	22-19-5
47	Jan. 23	EDM	W	3-2	23-19-5
48	Jan. 27	at MIN	L	1-2	23-20-5
49	Jan. 29	at BUF	W	5-2	24-20-5
50	Jan. 30	MTL	L	2-6	24-21-5
51	Feb. 2	NYR	T	2-2	24-21-6
52	Feb. 5	at WSH	W	4-2	25-21-6
53	Feb. 6	BUF	W	6-4	26-21-6
54	Feb. 11	at TOR	L	3-4	26-22-6
55	Feb. 12	at WSH	L	2-6	26-23-6
56	Feb. 14	at NYR	T	4-4	26-23-7
57	Feb. 16	CGY	W	9-3	27-23-7
58	Feb. 18	at PHI	T	3-3	27-23-8
59	Feb. 20	HFD	W	3-0	28-23-8
60	Feb. 21	at HFD	W	7-2	29-23-8
61	Feb. 23	VAN	W	6-1	30-23-8
62	Feb. 25	CHI	T	1-1	30-23-9
63	Feb. 27	WSH	L	0-3	30-24-9
64	Mar. 1	STL	W	2-0	31-24-9
65	Mar. 2	at NYR	L	1-3	31-25-9
66	Mar. 5	at PIT	L	3-8	31-26-9
67	Mar. 6	at QUE	W	2-0	32-26-9
68	Mar. 8	VAM	W	7-4	33-26-9
69	Mar. 10	QUE	L	3-4	33-27-9
70	Mar. 12	DET	L	3-4	33-28-9
71	Mar. 13	at DET	L	1-5	33-29-9
72	Mar. 18	at WSH	T	3-3	33-29-10
73	Mar. 20	at WPG	W	6-0	34-29-10
74	Mar. 21	at MIN	W	5-1	35-29-10
75	Mar. 23	at LAK	W	6-2	36-29-10
76	Mar. 26	EDM	W	5-4	37-29-10
77	Mar. 29	PHI	W	5-3	38-29-10
78	Mar. 31	WSH	W	7-3	39-29-10
79	Apr. 2	at NJ	L	2-5	39-30-10
80	Apr. 3	at BOS	L	5-3	39-31-10



1986-87 NY ISLANDERS • 35-33-12 (82 PTS) • HEAD COACH - TERRY SIMPSON

PLAYER	GP	G-A	PTS	+/-	PIM
Bryan Trottier	80	23-64	87	+3	50
Mike Bossy	63	38-37	75	-9	33
Pat LaFontaine	80	38-32	70	-9	70
Brent Sutter	69	27-36	63	+23	73
Mikko Makela	80	24-33	57	+2	24
Patrick Flatley	63	16-35	51	+17	81
Denis Potvin	58	12-30	42	-6	70
Duane Sutter	80	14-17	31	Even	169
Tomas Jonsson	47	6-25	31	-7	36
Rich Kromm	70	12-17	29	+2	20
Ken Leiter	74	9-20	29	+1	30
Randy Boyd	30	7-17	24	Even	37
Brad Lauer	61	7-14	21	+1	65
Steve Konroyd	75	5-16	21	-4	70
Bob Bassen	77	7-10	17	-17	89

PLAYER	GP	G-A	PTS	+/-	PIM
Alan Kerr	72	7-10	17	-9	175
Gord Dineen	71	4-10	14	-7	110
Greg Gilbert	51	6-7	13	-12	26
Ken Morrow	64	3-8	11	+6	32
Ari Haanpaa	41	6-4	10	+10	17
Brian Curran	68	0-10	10	+3	356
Dale Henry	19	3-3	6	+2	46
Gerald Diduck	30	2-3	5	-3	67
Neal Coulter	9	2-1	3	-1	7
Bill Smith	40	0-2	2	Goalie	37
Randy Wood	6	1-0	1	-1	4
Mark Hamway	2	0-1	1	-1	0
Kelly Hrudey	46	0-1	1	Goalie	37
Derek King	2	0-0	0	Even	0

GOALTENDER	GP	MINS	GAA	W	L	T	EN	SO	GA	SA	SV%
Kelly Hrudey	46	2634	3.30	21	15	7	1	0	145	1072	.881
Bill Smith	40	2252	3.53	14	18	5	3	1	132	869	.868

GAME	DATE	OPPONENT	RESULTS	SCORE	RECORD
1	Oct.9	at CHI	L	2-3	0-1-0
2	Oct.11	at L.A.	L	4-5	0-2-0
3	Oct.16	WSH	W	7-4	1-2-0
4	Oct.18	NYR	L	2-3	1-3-0
5	Oct.19	at NYR	T	2-2	1-3-1
6	Oct.21	N.J.	W	6-3	2-3-1
7	Oct.25	L.A.	W	4-3	3-3-1
8	Oct.28	PHI	W	2-1	4-3-1
9	Oct.30	at N.J.	L/OT	6-7	4-4-1
10	Nov.1	WPG	W	7-4	5-4-1
11	Nov.4	WSH	W	7-1	6-4-1
12	Nov.5	at HFD	L	2-3	6-5-1
13	Nov.8	DET.	W/OT	2-1	7-5-1
14	Nov.9	at BUF	W	4-3	8-5-1
15	Nov.11	EDM	L/OT	2-3	8-6-1
16	Nov.15	at MIN	W	7-3	9-6-1
17	Nov.16	at WPG	L	1-3	9-7-1
18	Nov.18	at QUE	W/OT	4-3	10-7-1
19	Nov.20	TOR.	W	6-4	11-7-1
20	Nov.22	HFD.	L	3-6	11-8-1
21	Nov.25	PIT	W	5-1	12-8-1
22	Nov.26	at PIT.	W	3-2	13-8-1
23	Nov.29	PHI	L	5-6	13-9-1
24	Dec.2	at CGY	T	3-3	13-9-2
25	Dec.3	at EDM	L	1-7	13-10-2
26	Dec.5	at VAN	W	4-3	14-10-2
27	Dec.7	at BOS	L	1-3	14-11-2
28	Dec.9	L.A.	L	2-7	14-12-2
29	Dec.11	at N.J.	W	8-4	15-12-2
30	Dec.13	N.J.	W	4-2	16-12-2
31	Dec.16	MIN.	W	4-2	17-12-2
32	Dec.18	at PHI	L	4-9	17-13-2
33	Dec.20	NYR	W	5-2	18-13-2
34	Dec.23	PIT	W/OT	4-3	19-13-2
35	Dec.26	at WSH	L	1-2	19-14-2
36	Dec.27	at PIT.	T	3-3	19-14-3
37	Dec.30	CHI	L	3-5	19-15-3
38	Dec.31	at NYR	L/OT	3-4	19-16-3
39	Jan.3	BOS	L	4-5	19-17-3
40	Jan.6	MIN.	W	5-3	20-17-3

GAME	DATE	OPPONENT	RESULTS	SCORE	RECORD
41	Jan.9	at NYR	W	2-1	21-17-3
42	Jan.10	TOR.	W	3-2	22-17-3
43	Jan.13	PIT	T	3-3	22-17-4
44	Jan.15	WSH	L	2-3	22-18-4
45	Jan.17	PHI	L	2-4	22-19-4
46	Jan.18	at PHI	W	3-1	23-19-4
47	Jan.20	CGY	L	1-3	23-20-4
48	Jan.21	at DET	L	5-8	23-21-4
49	Jan.24	at QUE	W/OT	2-1	24-21-4
50	Jan.27	WPG	T	2-2	24-21-5
51	Jan.30	at WSH	T	3-3	24-21-6
52	Jan.31	HFD.	W	4-2	25-21-6
53	Feb.4	at VAN	L	1-4	25-22-6
54	Feb.6	at EDM	T	3-3	25-22-7
55	Feb.7	at CGY	L	1-4	25-23-7
56	Feb.14	BUF.	L	1-5	25-24-7
57	Feb.17	PHI	L	2-3	25-25-7
58	Feb.18	at MTL	T	1-1	25-25-8
59	Feb.21	MTL	W	6-5	26-25-8
60	Feb.22	at N.J.	W	7-0	27-25-8
61	Feb.24	at STL	L	2-	27-26-8
62	Feb.26	PIT	W	5-4	28-26-8
63	Feb.28	STL	T	3-3	28-26-9
64	Mar.3	BOS	T	4-4	28-26-10
65	Mar.4	at NYR	L	5-7	28-27-10
66	Mar.7	at TOR	L	2-7	28-28-10
67	Mar.8	at CHI	W	6-5	29-28-10
68	Mar.10	at PIT.	W	6-3	30-28-10
69	Mar.13	at N.J.	L	1-4	30-29-10
70	Mar.14	N.J.	W/OT	7-6	31-29-10
71	Mar.16	at MTL	L	0-3	31-30-10
72	Mar.19	at DET	W	3-2	32-30-10
73	Mar.21	NYR	W	4-3	33-30-10
74	Mar.24	WSH	L	1-3	33-31-10
75	Mar.26	VAN.	L	2-5	33-32-10
76	Mar.27	at WSH	T	2-2	33-32-11
77	Mar.31	at STL	W	4-3	34-32-11
78	Apr.2	QUE	L	1-4	34-33-11
79	Apr.4	BUF.	T	6-6	34-33-12
80	Apr.5	at PHI	W	9-5	35-33-12



1985-86 NY ISLANDERS • 39-29-12 (90 PTS) • HEAD COACH - AL ARBOUR

PLAYER	GP	G-A	PTS	+/-	PIM
Mike Bossy	80	61-62	123	+30	14
Bryan Trottier	78	37-59	96	+30	72
John Tonelli	65	20-41	61	+22	50
Denis Potvin	74	21-38	59	+34	78
Brent Sutter	61	24-31	55	+11	74
Pat LaFontaine	65	30-23	53	+15	43
Duane Sutter	80	20-33	53	+14	157
Patrick Flatley	73	18-34	52	+20	66
Tomas Jonsson	77	14-30	44	+16	62
Rich Kromm	77	19-24	43	+17	35
with Calgary	63	12-17	29	+9	31
with ISLANDERS	14	7-7	14	+8	4
Mikko Makela	58	16-20	36	+12	28
Paul Boutilier	77	4-30	34	-4	100
Bob Bourne	62	17-15	32	-8	36
Steve Konroyd	73	7-25	32	+24	80
with Calgary	59	7-20	27	+20	64
with ISLANDERS	14	0-5	5	+4	16
Greg Gilbert	60	9-19	28	+6	79
Stefan Persson	56	1-19	20	-2	40

PLAYER	GP	G-A	PTS	+/-	PIM
Mark Hamway	49	5-12	17	-6	9
Clark Gillies	55	4-10	14	-8	55
Randy Boyd	55	2-12	14	+9	79
Roger Kortko	52	5-8	13	-10	19
Ken Morrow	69	0-12	12	+21	22
Gord Dineen	57	1-8	9	+13	81
Neal Coulter	16	3-4	7	Even	2
Ari Haampaa	18	0-7	7	Even	20
Dale Henry	7	1-3	4	-1	15
Bob Bassen	11	2-1	3	Even	6
Ken Leiter	9	1-2	3	Even	6
Gerald Diduck	10	1-2	3	+5	2
Scott Howson	10	1-2	3	+2	2
Bill Smith	41	0-3	3	Goalie	49
Kelly Hrudey	45	0-3	3	Goalie	14
Bob Nystrom	14	1-1	2	-4	16
Brad Dalgarno	2	1-0	1	+1	0
Alan Kerr	7	0-1	1	+1	16
Glenn Johannesen	2	0-0	0	-1	0

GOALTENDER	GP	MINS	GAA	W	L	T	EN	SO	GA	SA	SV%
Kelly Hrudey	45	2557	3.21	19	15	8	0	1	137	1316	.906
Bill Smith	41	2303	3.73	20	14	4	0	1	143	1059	.881

GAME	DATE	OPPONENT	RESULTS	SCORE	RECORD
1	Oct. 12	at L.A.	W	5-4 OT	1-0-0
2	Oct. 14	at VAN	L	2-4	1-1-0
3	Oct. 16	at EDM	L	4-6	1-2-0
4	Oct. 19	NYR	W	5-4	2-2-0
5	Oct. 22	VAN	T	2-2	2-2-1
6	Oct. 24	QUE	W	6-5	3-2-1
7	Oct. 26	at STL	W	5-2	4-2-1
8	Oct. 29	L.A.	L	2-3	4-3-1
9	Nov. 1	at WSH	L	3-5	4-4-1
10	Nov. 2	WSH	W	5-3	5-4-1
11	Nov. 5	CGY	T	4-4	5-4-2
12	Nov. 6	at TOR	W	5-4	6-4-2
13	Nov. 9	N.J.	W	3-2	7-4-2
14	Nov. 12	MTL	L	2-3	7-5-2
15	Nov. 16	EDM	T	4-4	7-5-3
16	Nov. 17	at PHI	L/OT	4-5	7-6-3
17	Nov. 19	PHI	W	8-6	8-6-3
18	Nov. 21	at BOS	T	4-4	8-6-4
19	Nov. 23	NYR	L	0-5	8-7-4
20	Nov. 24	at NYR	W/OT	4-3	9-7-4
21	Nov. 27	at MIN	T	4-4	9-7-5
22	Nov. 29	at WPG	W	4-1	10-7-5
23	Nov. 30	at CGY	L	3-4	10-8-5
24	Dec. 3	WPG	T	4-4	10-8-6
25	Dec. 6	at QUE	L	3-7	10-9-6
26	Dec. 7	QUE	L	1-4	10-10-6
27	Dec. 10	PIT	W	7-4	11-10-6
28	Dec. 11	at PIT	T	4-4	11-10-7
29	Dec. 14	STL	T	2-2	11-10-8
30	Dec. 17	BUF	W	7-3	12-10-8
31	Dec. 20	at NYR	T	2-2	12-10-9
32	Dec. 21	NYR	L	4-5	12-11-9
33	Dec. 23	at HFD	W	6-3	13-11-9
34	Dec. 26	HFD	L	3-4	13-12-9
35	Dec. 28	at PIT	W	4-2	14-12-9
36	Dec. 29	at BUF	L	3-4	14-13-9
37	Dec. 31	at DET	W/OT	5-4	15-13-9
38	Jan. 2	BOS	W	7-5	16-13-9
39	Jan. 4	CHI	L	1-4	16-14-9
40	Jan. 7	MIN	L	2-3	16-15-9

GAME	DATE	OPPONENT	RESULTS	SCORE	RECORD
41	Jan. 9	PIT	W	9-0	17-15-9
42	Jan. 11	DET	W	8-2	18-15-9
43	Jan. 15	at PIT	L	3-6	18-16-9
44	Jan. 17	at PHI	W	4-3	19-16-9
45	Jan. 18	at MTL	L	0-3	19-17-9
46	Jan. 21	PHI	W	7-3	20-17-9
47	Jan. 24	at WSH	W	7-5	21-17-9
48	Jan. 25	CHI	T	3-3	21-17-10
49	Jan. 28	TOR	W	9-2	22-17-10
50	Jan. 30	PHI	W	8-4	23-17-10
51	Feb. 1	PIT	W	4-3	24-17-10
52	Feb. 2	at N.J.	W/OT	3-2	25-17-10
53	Feb. 5	at CHI	L	2-3	25-18-10
54	Feb. 8	at L.A.	W	4-3	26-18-10
55	Feb. 11	VAN	W	1-0	27-18-10
56	Feb. 13	at PHI	L	3-6	27-19-10
57	Feb. 15	N.J.	W	6-5	28-19-10
58	Feb. 18	WSH	L	4-5	28-20-10
59	Feb. 21	at BUF	L	1-5	28-21-10
60	Feb. 22	DET	W	5-2	29-21-10
61	Feb. 26	at N.J.	L	2-7	29-22-10
62	Feb. 28	at WPG	W	6-3	30-22-10
63	Mar. 1	at MIN	L	4-5	30-23-10
64	Mar. 4	MTL	W	6-3	31-23-10
65	Mar. 8	WSH	L	2-6	31-24-10
66	Mar. 9	at WSH	L	1-3	31-25-10
67	Mar. 11	CGY	W	8-4	32-25-10
68	Mar. 13	at HFD	W	3-2	33-25-10
69	Mar. 15	N.J.	W	3-1	34-25-10
70	Mar. 16	at NYR	L	1-3	34-26-10
71	Mar. 18	NYR	W	6-2	35-26-10
72	Mar. 20	at TOR	W	7-1	36-26-10
73	Mar. 22	at BOS	T	3-3	36-26-11
74	Mar. 25	STL	L	0-2	36-27-11
75	Mar. 28	at WSH	W	4-3	37-27-11
76	Mar. 29	EDM	T	4-4	37-27-12
77	Apr. 1	at PHI	L	2-4	37-28-12
78	Apr. 2	at PIT	W	7-2	38-28-12
79	Apr. 5	N.J.	W	7-1	39-28-12
80	Apr. 6	at N.J.	L	7-9	39-29-12



1984-85 NY ISLANDERS • 40-34-6 (86 PTS) • HEAD COACH - AL ARBOUR

PLAYER	GP	G-A	PTS	+/-	PIM
Mike Bossy	76	58-59	117	+37	38
Brent Sutter	72	42-60	102	+42	51
John Tonelli	80	42-58	100	+49	95
Denis Potvin	77	17-51	68	+32	96
Bryan Trottier	68	28-31	59	+3	47
Pat LaFontaine	67	19-35	54	+7	32
Patrick Flatley	78	20-31	51	-9	104
Tomas Jonsson	69	16-34	50	-2	58
Duane Sutter	78	17-24	41	-10	172
Greg Gilbert	58	13-25	38	-5	36
Paul Boutilier	78	12-23	35	Even	90
Clark Gillies	54	15-17	32	+1	73
Stefan Persson	54	3-19	22	+7	30
Bob Bourne	44	8-12	20	-7	51
Anders Kallur	51	10-8	18	-9	26
Gord Dineen	48	1-12	13	+10	89
Dave Langevin	56	0-13	13	-8	35
Roger Kortko	27	2-9	11	-3	9

PLAYER	GP	G-A	PTS	+/-	PIM
Gerald Diduck	65	2-8	10	+3	80
Gord Lane	57	1-8	9	+10	83
Ken Morrow	15	1-7	8	+5	14
Bob Nystrom	36	2-5	7	+4	58
Butch Goring	29	2-5	7	-12	2
Mats Hallin	38	5-0	5	-9	50
Scott Howson	8	4-1	5	+3	2
Alan Kerr	19	3-1	4	-8	24
Dale Henry	15	2-1	3	+2	14
Ron Handy	10	0-2	2	-1	0
Ken Leiter	5	0-2	2	Even	2
Kelly Hrudey	41	0-1	1	Goalie	17
Roland Melanson	8	0-0	0	Goalie	0
Vern Smith	1	0-0	0	Even	0
Mark Hamway	2	0-0	0	Even	0
Bill Smith	37	0-0	0	Goalie	25

GOALTENDER	GP	MINS	GAA	W	L	T	EN	SO	GA	SA	SV%
Kelly Hrudey	41	2335	3.62	19	17	3	2	2	141	1093	.886
Bill Smith	37	2090	3.82	18	14	3	1	0	133	966	.879
Roland Melanson	8	425	4.94	3	3	0	0	0	35	222	.864

GAME	DATE	OPPONENT	RESULTS	SCORE	RECORD
1	Oct. 10	at N.J.	L	2-7	0-1-0
2	Oct. 13	CHI	W/OT	7-6	1-1-0
3	Oct. 16	N.J.	W	6-4	2-1-0
4	Oct. 17	at DET	W	6-4	3-1-0
5	Oct. 20	L.A.	W	8-3	4-1-0
6	Oct. 21	at NYR	L	5-6	4-2-0
7	Oct. 23	VAN.	W	6-5	5-2-0
8	Oct. 27	BOS	L	3-8	5-3-0
9	Oct. 30	NYR	W	7-3	6-3-0
10	Nov. 1	at MTL	L/OT	5-6	6-4-0
11	Nov. 3	at QUE	L	4-5	6-5-0
12	Nov. 4	at BOS	L	3-6	6-6-0
13	Nov. 6	STL	W	6-3	7-6-0
14	Nov. 9	at NYR	L/OT	4-5	7-7-0
15	Nov. 10	PIT	W	5-4	8-7-0
16	Nov. 15	MIN.	W	6-1	9-7-0
17	Nov. 17	NYR	W	10-4	10-7-0
18	Nov. 18	at PHI	T	3-3	10-7-1
19	Nov. 20	WSH	W	5-3	11-7-1
20	Nov. 23	at WSH	W	5-1	12-7-1
21	Nov. 24	BUF.	W	6-3	13-7-1
22	Nov. 28	at CGY	L	2-5	13-8-1
23	Nov. 30	at WPG	W	5-2	14-8-1
24	Dec. 3	at VAN	W	5-4	15-8-1
25	Dec. 5	at EDM	L	4-6	15-9-1
26	Dec. 8	HFD.	L/OT	3-4	15-10-1
27	Dec. 11	N.J.	L	5-7	15-11-1
28	Dec. 12	at PIT	L	3-4	15-12-1
29	Dec. 15	PHI	W	6-2	16-12-1
30	Dec. 18	WPG	W	7-4	17-12-1
31	Dec. 21	at HFD	W	1-0	18-12-1
32	Dec. 22	PIT	W	5-2	19-12-1
33	Dec. 26	at PIT	L	5-6	19-13-1
34	Dec. 27	WSH	L/OT	4-5	19-14-1
35	Dec. 29	at STL	W	5-1	20-14-1
36	Dec. 31	at MIN	L	3-4	20-15-1
37	Jan. 2	at DET	W	7-2	21-15-1
38	Jan. 5	BUF.	L	3-7	21-16-1
39	Jan. 8	MTL.	W	3-1	22-16-1
40	Jan. 10	at N.J.	W	3-2	23-16-1

GAME	DATE	OPPONENT	RESULTS	SCORE	RECORD
41	Jan. 12	PHI	W	5-3	24-16-1
42	Jan. 13	at CHI	W	6-5	25-16-1
43	Jan. 15	at VAN	L/OT	5-6	25-17-1
44	Jan. 16	at EDM	T	3-3	25-17-2
45	Jan. 19	at L.A.	L/OT	5-6	25-18-2
46	Jan. 22	DET.	L	4-5	25-19-2
47	Jan. 24	TOR.	W	4-1	26-19-2
48	Jan. 26	WSH	L	1-5	26-20-2
49	Jan. 27	at WSH	L	2-5	26-21-2
50	Jan. 29	MIN.	T	4-4	26-21-3
51	Feb. 1	at N.J.	L	2-3	26-22-3
52	Feb. 2	at PIT	W	4-0	27-22-3
53	Feb. 5	PHI	W	7-5	28-22-3
54	Feb. 7	NYR	W	7-5	29-22-3
55	Feb. 9	PIT	W	4-1	30-22-3
56	Feb. 16	HFD.	T	4-4	30-22-4
57	Feb. 17	at NYR	L	3-9	30-23-4
58	Feb. 19	CGY	W	8-4	31-23-4
59	Feb. 21	WPG	L	2-3	31-24-4
60	Feb. 23	BOS	W	7-1	32-24-4
61	Feb. 24	at MTL	L/OT	3-4	32-25-4
62	Feb. 27	at CGY	L	1-3	32-26-4
63	Mar. 2	at TOR	L	2-4	32-27-4
64	Mar. 3	at BUF	W	3-2	33-27-4
65	Mar. 5	PHI	L/OT	4-5	33-28-4
66	Mar. 7	at N.J.	T	4-4	33-28-5
67	Mar. 9	TOR.	W	4-2	34-28-5
68	Mar. 12	at STL	W	6-5	35-28-5
69	Mar. 3	at CHI	W	4-3	36-28-5
70	Mar. 16	WSH	W	6-4	37-28-5
71	Mar. 17	at PHI	L	3-5	37-29-5
72	Mar. 19	L.A.	W	3-2	38-29-5
73	Mar. 21	QUE	L	1-5	38-30-5
74	Mar. 24	at NYR	W	5-2	39-30-5
75	Mar. 26	EDM	L	5-7	39-31-5
76	Mar. 28	at QUE	L	2-4	39-32-5
77	Mar. 30	at WSH	L	3-4	39-33-5
78	Apr. 2	PIT	W	4-3	40-33-5
79	Apr. 4	at PHI	L	0-3	40-34-5
80	Apr. 6	N.J.	T	5-5	40-34-6



1983-84 NY ISLANDERS • 50-26-4 (104 PTS) • HEAD COACH - AL ARBOUR

PLAYER	GP	G-A	PTS	+/-	PIM
Mike Bossy	67	51-67	118	+65	8
Bryan Trottier	68	40-71	111	+68	59
Denis Potvin	78	22-63	85	+54	87
John Tonelli	73	27-40	67	+22	66
Greg Gilbert	79	31-35	66	+59	59
Bob Bourne	78	22-34	56	+11	75
Brent Sutter	69	34-15	49	+4	69
Tomas Jonsson	72	11-36	47	+12	54
Butch Goring	71	22-24	46	+6	8
Bob Nystrom	74	15-29	44	+8	80
Duane Sutter	78	17-23	40	+4	94
Stefan Persson	75	9-24	33	+29	65
Clark Gillies	76	12-16	28	+6	65
Anders Kallur	65	9-14	23	-1	24
Pat LaFontaine	15	13-6	19	+9	6
Dave Langevin	69	3-16	19	+24	53

PLAYER	GP	G-A	PTS	+/-	PIM
Ken Morrow	63	3-11	14	+25	45
Gord Dineen	43	1-11	12	+7	32
Wayne Merrick	31	6-5	11	+2	10
Paul Boutilier	28	0-11	11	+18	36
Patrick Flatley	16	2-7	9	+3	6
Bill Carroll	39	5-2	7	-1	12
Mats Hallin	40	2-5	7	-2	27
Gord Lane	38	0-3	3	+6	70
Roland Melanson	37	0-2	2	Goalie	10
Bill Smith	42	0-2	2	Goalie	23
Mike McEwen	15	0-2	2	-5	6
Garth MacGuigan	3	0-1	1	Even	0
Darcy Regier	5	0-1	1	+2	0
Bruce Affleck	1	0-0	0	-1	0
Kelly Hrudey	12	0-0	0	Goalie	0

GOALTENDER	GP	MINS	GAA	W	L	T	EN	SO	GA	SA	SV%
Kelly Hrudey	12	535	3.14	7	2	0	0	0	28	261	.903
Roland Melanson	37	2019	3.27	20	11	2	0	0	110	1018	.902
Bill Smith	42	2279	3.42	23	13	2	0	2	130	1123	.896

GAME	DATE	OPPONENT	RESULTS	SCORE	RECORD
1	Oct. 4	at QUE	L	3-7	0-1-0
2	Oct. 6	at MTL	W	7-4	1-1-0
3	Oct. 8	at WSH	W/OT	8-7	2-1-0
4	Oct. 11	L.A.	W	5-2	3-1-0
5	Oct. 15	PHI	L	1-5	3-2-0
6	Oct. 16	at BUF	W	3-2	4-2-0
7	Oct. 18	CGY	L	3-4	4-3-0
8	Oct. 22	NYR	L	2-3	4-4-0
9	Oct. 23	at NYR	L	5-6	4-5-0
10	Oct. 25	WPG	L	2-4	4-6-0
11	Oct. 29	N.J.	W	5-3	5-6-0
12	Oct. 30	at PHI	W	6-2	6-6-0
13	Nov. 1	VAN	W	6-3	7-6-0
14	Nov. 4	at N.J.	W	6-1	8-6-0
15	Nov. 5	BUF	W	4-0	9-6-0
16	Nov. 8	PHI	W	4-1	10-6-0
17	Nov. 11	at PIT	W	6-5	11-6-0
18	Nov. 12	PIT	L	2-4	11-7-0
19	Nov. 15	HFD	W	6-4	12-7-0
20	Nov. 18	at WSH	L	1-7	12-8-0
21	Nov. 19	WSH	W	6-2	13-8-0
22	Nov. 22	QUE	W	3-2	14-8-0
23	Nov. 23	at PHI	W	4-2	15-8-0
24	Nov. 26	CHI	W	9-3	16-8-0
25	Nov. 29	at STL	T	5-5	16-8-1
26	Dec. 1	at CGY	L	2-6	16-9-1
27	Dec. 4	at EDM	W	4-2	17-9-1
28	Dec. 6	at VAN	W	5-2	18-9-1
29	Dec. 7	at L.A.	T	4-4	18-9-2
30	Dec. 10	at MIN	W	4-2	19-9-2
31	Dec. 13	EDM	W	8-5	20-9-2
32	Dec. 15	DET	W	4-2	21-9-2
33	Dec. 17	NYR	W	7-1	22-9-2
34	Dec. 20	PIT	W	11-3	23-9-2
35	Dec. 22	WSH	W	6-1	24-9-2
36	Dec. 23	at WSH	L	3-7	24-10-2
37	Dec. 28	at L.A.	W/OT	6-5	25-10-2
38	Dec. 30	at WPG	L/OT	3-4	25-11-2
39	Dec. 31	at MIN	W	7-3	26-11-2
40	Jan. 3	BOS	L	2-4	26-12-2

GAME	DATE	OPPONENT	RESULTS	SCORE	RECORD
41	Jan. 5	at HFD	L	2-4	26-13-2
42	Jan. 7	CHI	W	5-3	27-13-2
43	Jan. 8	at NYR	L	4-5	27-14-2
44	Jan. 10	N.J.	W	4-2	28-14-2
45	Jan. 12	MTL	W	7-3	29-14-2
46	Jan. 14	NYR	W	4-2	30-14-2
47	Jan. 16	at BOS	L	0-2	30-15-2
48	Jan. 18	at CHI	W	9-1	31-15-2
49	Jan. 21	at PHI	L	1-7	31-16-2
50	Jan. 24	at DET	L	0-4	31-17-2
51	Jan. 26	QUE	L	1-5	31-18-2
52	Jan. 28	DET	L	3-4	31-19-2
53	Feb. 2	STL	L	2-5	31-20-2
54	Feb. 4	PIT	W	6-5	32-20-2
55	Feb. 5	at PIT	W	5-4	33-20-2
56	Feb. 7	EDM	W	5-3	34-20-2
57	Feb. 11	VAN	W	6-4	35-20-2
58	Feb. 13	at TOR	L	1-3	35-21-2
59	Feb. 15	at NYR	L	2-3	35-22-2
60	Feb. 18	NYR	W	4-3	36-22-2
61	Feb. 19	at N.J.	W/OT	5-4	37-22-2
62	Feb. 23	STL	W	5-1	38-22-2
63	Feb. 25	N.J.	W	7-1	39-22-2
64	Feb. 26	at PHI	L	3-5	39-23-2
65	Feb. 29	at WPG	W	4-3	40-23-2
66	Mar. 3	at TOR	W	11-6	41-23-2
67	Mar. 6	PHI	W	5-2	42-23-2
68	Mar. 8	TOR	W	9-5	43-23-2
69	Mar. 10	CGY	L/OT	4-5	43-24-2
70	Mar. 11	at PIT	W	6-4	44-24-2
71	Mar. 13	at N.J.	W	5-1	45-24-2
72	Mar. 17	WSH	L	1-2	45-25-2
73	Mar. 18	at HFD	L	4-5	45-26-2
74	Mar. 20	N.J.	W	5-2	46-26-2
75	Mar. 22	at BOS	T	3-3	46-26-3
76	Mar. 24	MIN	T	4-4	46-26-4
77	Mar. 25	at BUF	W	5-3	47-26-4
78	Mar. 27	MTL	W	7-0	48-26-4
79	Mar. 31	at WSH	W	3-1	49-26-4
80	Apr. 1	at PIT	W	2-1	50-26-4



1982-83 NY ISLANDERS • 42-26-12 (96 PTS) • HEAD COACH - AL ARBOUR

PLAYER	GP	G-A	PTS	+/-	PIM
Mike Bossy	79	60-58	118	+27	20
Bryan Trottier	80	34-55	89	+36	68
John Tonelli	76	31-40	71	+30	55
Denis Potvin	69	12-54	66	+33	60
Bob Bourne	77	20-42	62	+17	55
Tomas Jonsson	72	13-35	48	+40	50
Clark Gillies	70	21-20	41	+10	76
Brent Sutter	80	21-19	40	+14	128
Butch Goring	75	19-20	39	+9	8
Duane Sutter	75	13-19	32	+7	118
Bob Nystrom	74	10-20	30	+6	98
Stefan Persson	70	4-25	29	+13	71
Dave Langevin	73	4-17	21	+23	64
Greg Gilbert	45	8-11	19	+1	30

PLAYER	GP	G-A	PTS	+/-	PIM
Ken Morrow	79	5-11	16	+16	44
Wayne Merrick	59	4-12	16	-3	27
Mats Hallin	30	7-7	14	+4	26
Anders Kallur	55	6-8	14	+10	33
Mike McEwen	42	2-11	13	+10	16
Bill Carroll	71	1-11	12	+3	24
Paul Boutilier	29	4-5	9	-8	24
Gord Lane	44	3-4	7	+1	87
Roland Melanson	44	0-3	3	Goalie	22
Kevin Devine	2	0-1	1	+1	8
Gord Dineen	2	0-0	0	-2	4
Darcy Regier	6	0-0	0	Even	7
Bill Smith	41	0-0	0	Goalie	41

GOALTENDER	GP	MINS	GAA	W	L	T	EN	SO	GA	SA	SV%
Roland Melanson	44	2460	2.66	24	12	5	3	1	109	1092	.909
Bill Smith	41	2340	2.87	18	14	7	2	1	112	1079	.906

GAME	DATE	OPPONENT	RESULTS	SCORE	RECORD
1	Oct.5	at VAN	L	1-2	0-1-0
2	Oct.7	at CGY	W	5-4	1-1-0
3	Oct.8	at EDM	W	6-4	2-1-0
4	Oct.11	at NYR	W	4-3	3-1-0
5	Oct.14	PIT	W	9-0	4-1-0
6	Oct.16	L.A.	W	4-1	5-1-0
7	Oct.19	VAN	W	5-4	6-1-0
8	Oct.21	WSH	W	6-3	7-1-0
9	Oct.23	NYR	W	5-2	8-1-0
10	Oct.24	at CHI	L	2-4	8-2-0
11	Oct.26	CGY	W	7-2	9-2-0
12	Oct.28	at N.J.	W	4-2	10-2-0
13	Oct.30	N.J.	W	8-5	11-2-0
14	Nov.2	PIT	L	1-3	11-3-0
15	Nov.3	at DET	T	3-3	11-3-1
16	Nov.6	PHI	L	3-6	11-4-1
17	Nov.7	at PHI	T	2-2	11-4-2
18	Nov.9	STL	W	4-1	12-4-2
19	Nov.11	at MIN	L	0-2	12-5-2
20	Nov.13	at WSH	L	1-3	12-6-2
21	Nov.16	EDM	W	4-2	13-6-2
22	Nov.18	BOS	L	1-3	13-7-2
23	Nov.20	CHI	W	5-4	14-7-2
24	Nov.21	at NYR	L	3-7	14-8-2
25	Nov.23	MIN	T	8-8	14-8-3
26	Nov.25	at BOS	T	1-1	14-8-4
27	Nov.27	NYR	L	0-3	14-9-4
28	Nov.28	at WSH	T	3-3	14-9-5
29	Nov.30	at STL	W	3-2	15-9-5
30	Dec.3	at WPG	L	2-4	15-10-5
31	Dec.4	at TOR	L	1-4	15-11-5
32	Dec.7	TOR	W	6-3	16-11-5
33	Dec.8	at DET	L	0-2	16-12-5
34	Dec.11	N.J.	W	7-1	17-12-5
35	Dec.14	BUF	L	3-5	17-13-5
36	Dec.17	at NYR	W	5-2	18-13-5
37	Dec.18	PHI	T	4-4	18-13-6
38	Dec.21	at QUE	T	3-3	18-13-7
39	Dec.23	WSH	L	1-5	18-14-7
40	Dec.26	at HFD	W	3-2	19-14-7

GAME	DATE	OPPONENT	RESULTS	SCORE	RECORD
41	Dec.31	at BUF	L	1-5	19-15-7
42	Jan.1	at PIT	L	1-2	19-16-7
43	Jan.4	BUF	W	5-2	20-16-7
44	Jan.8	at QUE	W	6-1	21-16-7
45	Jan.11	WPG	W	4-1	22-16-7
46	Jan.13	at N.J.	W	5-2	23-16-7
47	Jan.15	L.A.	W	5-2	24-16-7
48	Jan.18	HFD	W	8-1	25-16-7
49	Jan.20	at MTL	T	4-4	25-16-8
50	Jan.22	PHI	L	0-1	25-17-8
51	Jan.27	at L.A.	W	6-4	26-17-8
52	Jan.29	at VAN	W	5-3	27-17-8
53	Jan.30	at EDM	W	4-2	28-17-8
54	Feb.1	at CGY	T	2-2	28-17-9
55	Feb.3	at N.J.	W	7-2	29-17-9
56	Feb.5	MIN	L	2-4	29-18-9
57	Feb.10	WSH	W	8-3	30-18-9
58	Feb.12	HFD	L	2-4	30-19-9
59	Feb.15	at QUE	L	1-4	30-20-9
60	Feb.17	PIT	W	4-1	31-20-9
61	Feb.19	MTL	W	5-0	32-20-9
62	Feb.22	WPG	T	2-2	32-20-10
63	Feb.23	at CHI	T	4-4	32-20-11
64	Feb.26	DET	L	3-5	32-21-11
65	Feb.27	at PHI	L	0-2	32-22-11
66	Mar.1	at MTL	T	3-3	32-22-12
67	Mar.3	TOR	W	5-1	33-22-12
68	Mar.5	N.J.	W	5-1	34-22-12
69	Mar.8	at STL	L	0-6	34-23-12
70	Mar.10	at PIT	W	4-3	35-23-12
71	Mar.12	WSJ	W	6-2	36-23-12
72	Mar.16	at NYR	L	1-2	36-24-12
73	Mar.17	at N.J.	W	9-5	37-24-12
74	Mar.19	PHI	W	9-2	38-24-12
75	Mar.22	BOS	L	1-3	38-25-12
76	Mar.26	NYR	W	3-2	39-25-12
77	Mar.27	at PIT	W	4-1	40-25-12
78	Mar.30	at WSH	W	7-1	41-25-12
79	Apr.2	PIT	W	6-3	42-25-12
80	Apr.3	at PHI	L	2-4	42-26-12



1981-82 NY ISLANDERS • 54-16-10 (118 PTS) • HEAD COACH - AL ARBOUR

PLAYER	GP	G-A	PTS	+/-	PIM
Mike Bossy	80	64-83	147	+69	22
Bryan Trottier	80	50-79	129	+70	88
John Tonelli	80	35-58	93	+48	57
Clark Gillies	79	38-39	77	+39	75
Denis Potvin	59	24-37	61	+39	83
Bob Bourne	76	27-26	53	+26	77
Duane Sutter	77	18-35	53	+23	100
Mike McEwen	73	10-39	49	+30	50
Bob Nystrom	74	22-25	47	+14	103
Brent Sutter	43	21-22	43	+27	114
Stefan Persson	70	6-37	43	+37	99
Anders Kallur	58	18-22	40	+6	18
Wayne Merrick	68	12-27	39	+4	20
Tomas Jonsson	70	9-25	34	+26	51

PLAYER	GP	G-A	PTS	+/-	PIM
Butch Goring	67	15-17	32	-3	10
Bill Carroll	72	9-20	29	+12	32
Dave Langevin	73	1-20	21	+32	82
Ken Morrow	75	1-18	19	+53	56
Hector Marini	30	4-9	13	+3	53
Gord Lane	51	0-13	13	+27	98
Greg Gilbert	1	1-0	1	Even	0
Bill Smith	46	0-1	1	Goalie	24
Neil Hawryliw	1	0-0	0	Even	0
Paul Boutilier	1	0-0	0	Even	0
Roland Melanson	36	0-0	0	Goalie	14

GOALTENDER	GP	MINS	GAA	W	L	T	EN	SO	GA	SA	SV%
Bill Smith	46	2685	2.97	32	9	4	0	0	133	1199	.900
Roland Melanson	36	2115	3.23	22	7	6	0	0	114	974	.895

GAME	DATE	OPPONENT	RESULTS	SCORE	RECORD
1	Oct.7	at L.A.	.W	4-1	1-0-0
2	Oct.10	at COL	.T	2-2	1-0-1
3	Oct.14	at PIT.	.W	4-1	2-0-1
4	Oct.15	VAN.	.W	4-1	3-0-1
5	Oct.17	NYR	.W	5-4	4-0-1
6	Oct.20	L.A.	.L	6-9	4-1-1
7	Oct.23	at WSH	.W	4-2	5-1-1
8	Oct.24	WSH	.W	6-4	6-1-1
9	Oct.27	EDM	.W	4-3	7-1-1
10	Oct.29	at HFD	.T	6-6	7-1-2
11	Oct.31	at MTL	.W	2-1	8-1-2
12	Nov.3	CGY	.T	2-2	8-1-3
13	Nov.7	BUF.	.L	2-6	8-2-3
14	Nov.10	at WPG	.W	5-3	9-2-3
15	Nov.11	at TOR	.W	4-3	10-2-3
16	Nov.14	EDM	.T	5-5	10-2-4
17	Nov.15	at PHI	.L	4-5	10-3-4
18	Nov.17	at QUE	.L	2-7	10-4-4
19	Nov.21	NYR	.W	4-3	11-4-4
20	Nov.22	at NYR	.W	7-2	12-4-4
21	Nov.24	BOS	.W	3-1	13-4-4
22	Nov.26	STL	.W	9-2	14-4-4
23	Nov.28	at BOS	.L	4-5	14-5-4
24	Nov.29	at BUF	.L	2-5	14-6-4
25	Dec.5	at MIN	.W	8-5	15-6-4
26	Dec.6	at WPG	.L	2-5	15-7-4
27	Dec.9	at VAN	.L	3-4	15-8-4
28	Dec.12	at CGY	.T	3-3	15-8-5
29	Dec.13	at EDM	.L	3-4	15-9-5
30	Dec.15	QUE	.W	10-7	16-9-5
31	Dec.17	WSH	.W	4-1	17-9-5
32	Dec.19	DET.	.W	5-1	18-9-5
33	Dec.20	at DET	.W	5-3	19-9-5
34	Dec.22	WPG	.W	5-2	20-9-5
35	Dec.26	PHI	.W	4-2	21-9-5
36	Dec.29	MTL.	.L	4-5	21-10-5
37	Dec.30	at NYR	.L	4-6	21-11-5
38	Jan.2	CHI.	.W	5-3	22-11-5
39	Jan.4	VAN.	.W	4-1	23-11-5
40	Jan.7	at PHI	.W	5-4	24-11-5

GAME	DATE	OPPONENT	RESULTS	SCORE	RECORD
41	Jan.9	PHI	.W	3-1	25-11-5
42	Jan.14	at BOS	.L	4-5	25-12-5
43	Jan.17	at WSH	.T	2-2	25-12-6
44	Jan.20	at NYR	.L	2-3	25-13-6
45	Jan.21	PIT	.W	6-1	26-13-6
46	Jan.23	NYR	.W	6-1	27-13-6
47	Jan.26	PIT	.W	9-2	28-13-6
48	Jan.27	at PIT.	.W	6-3	29-13-6
49	Jan.30	MIN.	.W	4-2	30-13-6
50	Feb.2	WSH	.W	7-6	31-13-6
51	Feb.4	at WSH	.W	5-2	32-13-6
52	Feb.6	DET.	.W	6-2	33-13-6
53	Feb.7	at BUF	.W	7-3	34-13-6
54	Feb.11	at CHI	.W	8-2	35-13-6
55	Feb.13	PHI	.W	8-2	36-13-6
56	Feb.14	at HFD	.W	9-1	37-13-6
57	Feb.16	PIT	.W	6-2	38-13-6
58	Feb.18	at PHI	.W	7-4	39-13-6
59	Feb.20	COL.	.W	3-2	40-13-6
60	Feb.21	at PIT.	.L	3-4	40-14-6
61	Feb.23	CHI	.W	5-1	41-14-6
62	Feb.25	PIT	.W	4-2	42-14-6
63	Feb.27	QUE	.T	5-5	42-14-7
64	Mar.1	at TOR	.W	9-5	43-14-7
65	Mar.2	CGY	.W	6-3	44-14-7
66	Mar.4	TOR.	.W	10-1	45-14-7
67	Mar.6	NYR	.W	6-4	46-14-7
68	Mar.9	at STL	.W	6-4	47-14-7
69	Mar.10	at MIN	.T	4-4	47-14-8
70	Mar.13	at L.A.	.L	0-3	47-15-8
71	Mar.17	at COL	.W	5-2	48-15-8
72	Mar.20	STL	.T	3-3	48-15-9
73	Mar.21	at WSH	.W	3-2	49-15-9
74	Mar.23	WSH	.W	8-1	50-15-9
75	Mar.25	MYL	.W	3-1	51-15-9
76	Mar.27	HFD.	.W	5-4	52-15-9
77	Mar.29	at NYR	.W	7-3	53-15-9
78	Apr.1	at PHI	.T	3-3	53-15-10
79	Apr.3	PHI	.W	6-3	54-15-10
80	Apr.4	at PIT.	.L	2-7	54-16-10



1980-81 NY ISLANDERS • 48-18-14 (110 PTS) • HEAD COACH - AL ARBOUR

PLAYER	GP	G-A	PTS	+/-	PIM
Mike Bossy	79	68-51	119	+38	32
Bryan Trottier	73	31-72	103	+50	74
Clark Gillies	80	33-45	78	+27	99
Bob Bourne	78	35-41	76	+34	62
Denis Potvin	74	20-56	76	+39	104
Anders Kallur	78	36-28	64	+24	32
Stefan Persson	80	9-52	61	+25	82
Butch Goring	78	23-37	60	+4	0
John Tonelli	70	20-32	52	+7	57
Mike McEwen	78	11-38	49	-30	94
with Colorado	65	11-35	46	-33	84
with ISLANDERS	13	0-3	3	+3	10
Bob Nystrom	79	14-30	44	+6	145
Steve Tambellini	61	19-17	36	-11	17
Wayne Merrick	71	16-15	31	+12	30

PLAYER	GP	G-A	PTS	+/-	PIM
Garry Howatt	70	4-15	19	+12	174
Duane Sutter	23	7-11	18	-7	26
Dave Langevin	75	1-16	17	+40	122
Ken Morrow	80	2-11	13	+19	20
Bob Lorimer	73	1-12	13	+45	77
Gord Lane	60	3-9	12	-6	124
Hector Marini	14	4-7	11	+9	39
Bill Carroll	18	4-4	8	+3	6
Jean Potvin	18	2-3	5	-9	25
Brent Sutter	3	2-2	4	+2	0
Lorne Henning	9	1-2	3	+4	24
Glenn Resch	32	0-1	1	Goalie	0
Roland Melanson	11	0-0	0	Goalie	4
Bill Smith	41	0-0	0	Goalie	33

GOALTENDER	GP	MINS	GAA	W	L	T	EN	SO	GA	SA	SV%
Glenn Resch	32	1817	3.07	18	7	5	2	3	93	885	.895
Roland Melanson	11	620	3.10	8	1	1	0	0	32	304	.895
Bill Smith	41	2363	3.28	22	10	8	4	2	129	1219	.894

GAME	DATE	OPPONENT	RESULTS	SCORE	RECORD
1	Oct.11	BOS	W	5-2	1-0-0
2	Oct.12	at WSH	W	2-1	2-0-0
3	Oct.14	STL	T	5-5	2-0-1
4	Oct.16	at DET	W	6-4	3-0-1
5	Oct.18	EDM	T	5-5	3-0-2
6	Oct.19	at HFD	T	3-3	3-0-3
7	Oct.21	VAN	L	3-6	3-1-3
8	Oct.23	at PHI	L	2-4	3-2-3
9	Oct.25	PHI	L	1-3	3-3-3
10	Oct.26	at BUF	L	2-5	3-4-3
11	Oct.28	MTL	W	6-4	4-4-3
12	Nov.1	L.A.	L	3-7	4-5-3
13	Nov.4	DET	W	6-4	5-5-3
14	Nov.6	at BOS	W	4-2	6-5-3
15	Nov.8	CHI	W	7-3	7-5-3
16	Nov.11	MIN	T	6-6	7-5-4
17	Nov.12	at TOR	W	4-2	8-5-4
18	Nov.15	BUF	W	4-1	9-5-4
19	Nov.17	at MIN	W	2-1	10-5-4
20	Nov.18	at STL	W	7-2	11-5-4
21	Nov.20	HFD	W	5-0	12-5-4
22	Nov.22	NYR	W	6-4	13-5-4
23	Nov.24	WPG	T	4-4	13-5-5
24	Nov.27	at MTL	W	4-3	14-5-5
25	Nov.29	DET	W	5-1	15-5-5
26	Nov.30	at QUE	W	7-3	16-5-5
27	Dec.2	COL	W	5-1	17-5-5
28	Dec.4	at COL	L	3-4	17-6-5
29	Dec.6	at L.A.	L	3-5	17-7-5
30	Dec.7	at VAN	W	5-3	18-7-5
31	Dec.10	at EDM	W	3-2	19-7-5
32	Dec.13	at CGY	T	4-4	19-7-6
33	Dec.14	at WPG	W	5-4	20-7-6
34	Dec.16	WPG	W	6-2	21-7-6
35	Dec.20	QUE	W	5-2	22-7-6
36	Dec.21	at CHI	W	9-0	23-7-6
37	Dec.23	CGY	T	2-2	23-7-7
38	Dec.27	at HFD	T	5-5	23-7-8
39	Dec.30	COL	W	9-3	24-7-8
40	Jan.2	at NYR	L	1-3	24-8-8

GAME	DATE	OPPONENT	RESULTS	SCORE	RECORD
41	Jan.3	HFD	W	8-1	25-8-8
42	Jan.6	TOR	W	6-3	26-8-8
43	Jan.7	at TOR	L	3-7	26-9-8
44	Jan.10	BOS	L	2-3	26-10-8
45	Jan.11	at PHI	W	4-2	27-10-8
46	Jan.13	PIT	W	6-3	28-10-8
47	Jan.17	WSH	W	6-4	29-10-8
48	Jan.20	CGY	W	5-0	30-10-8
49	Jan.22	at DET	W	3-0	31-10-8
50	Jan.24	QUE	W	7-4	32-10-8
51	Jan.26	BUF	L	3-5	32-11-8
52	Jan.28	at TOR	W	6-4	33-11-8
53	Jan.31	at QUE	L	1-5	33-12-8
54	Feb.1	at BOS	L	3-6	33-13-8
55	Feb.3	L.A.	W	8-1	34-13-8
56	Feb.4	at NYR	L	3-9	34-14-8
57	Feb.7	MIN	T	5-5	34-14-9
58	Feb.12	at PIT	L	3-5	34-15-9
59	Feb.14	STL	T	1-1	34-15-10
60	Feb.17	TOR	L	5-8	34-16-10
61	Feb.21	CHI	W	6-3	35-16-10
62	Feb.23	at MIN	W	4-1	36-16-10
63	Feb.25	at CGY	L	4-11	36-17-10
64	Feb.27	at VAN	W	5-1	37-17-10
65	Feb.28	at L.A.	W	2-1	38-17-10
66	Mar.3	EDM	T	8-8	38-17-11
67	Mar.7	VAN	W	3-1	39-17-11
68	Mar.11	at WPG	W	6-3	40-17-11
69	Mar.12	at EDM	W	5-0	41-17-11
70	Mar.14	PHI	L	3-4	41-17-12
71	Mar.17	MTL	T	3-3	41-17-13
72	Mar.20	at COL	W	5-3	42-17-13
73	Mar.22	at CHI	W	6-2	43-17-13
74	Mar.24	at STL	W	5-3	44-17-13
75	Mar.28	PIT	T	4-4	44-17-14
76	Mar.29	at WSH	W	5-4	45-17-14
77	Mar.31	at MTL	L	1-3	45-18-14
78	Apr.2	NYR	W	2-1	46-18-14
79	Apr.4	WSH	W	4-1	47-18-14
80	Apr.5	at BUF	W	7-3	48-18-14



1979-80 NY ISLANDERS • 39-28-13 (91 PTS) • HEAD COACH - AL ARBOUR

PLAYER	GP	G-A	PTS	+/-	PIM
Bryan Trottier	78	42-62	104	+31	68
Mike Bossy	75	51-41	92	+28	12
Butch Goring	81	26-53	79	-14	14
with Los Angeles	69	20-48	68	-21	12
with ISLANDERS	12	6-5	11	+7	2
Clark Gillies	73	19-35	54	+29	49
Anders Kallur	76	22-30	52	+12	16
John Tonelli	77	14-30	44	+8	49
Denis Potvin	31	8-33	41	+13	44
Bob Bourne	73	15-25	40	+5	52
Bob Nystrom	67	21-18	39	+4	94
Stefan Persson	73	4-35	39	+13	76
Wayne Merrick	70	13-22	35	+12	16
Billy Harris	67	15-15	30	+1	37
Duane Sutter	56	15-9	24	+5	55
Gord Lane	74	4-18	22	+11	205
with Washington	19	2-4	6	+1	53
with ISLANDERS	55	2-14	16	+10	152

PLAYER	GP	G-A	PTS	+/-	PIM
Dave Lewis	62	5-16	21	+10	54
Garry Howatt	77	8-11	19	-3	219
Bob Lorimer	74	3-16	19	+30	53
Dave Langevin	76	3-13	16	+11	109
Jean Potvin	32	2-13	15	-11	26
Steve Tambellini	45	5-8	13	Even	4
Lorne Henning	39	3-6	9	-10	6
Mike Kaszycki	16	1-4	5	+3	15
Yvon Vautour	17	3-1	4	-6	24
Ken Morrow	18	0-3	3	+4	4
Glenn Resch	45	0-3	3	Goalie	4
Bill Smith	38	1-0	1	Goalie	39
Alex McKendry	2	0-0	0	-1	2
Garth MacGuigan	2	0-0	0	+1	0
Richard Brodeur	2	0-0	0	Goalie	0
Randy Johnston	4	0-0	0	-2	4
Mike Hordy	9	0-0	0	-1	7

GOALTENDER	GP	MINS	GAA	W	L	T	EN	SO	GA	SA	SV%
Bill Smith	38	2114	2.95	15	14	7	4	2	104	1027	.899
Glenn Resch	45	2606	3.04	23	14	6	1	3	132	1334	.901
Richard Brodeur	2	80	4.50	1	0	0	0	0	6	35	.829

GAME	DATE	OPPONENT	RESULTS	SCORE	RECORD
1	Oct.11	at PHI	L	2-5	0-1-0
2	Oct.13	BUF.	L	2-5	0-2-0
3	Oct.16	ATL.	W	5-1	1-2-0
4	Oct.18	at BOS	L	2-3	1-3-0
5	Oct.20	HFD.	W	6-1	2-3-0
6	Oct.23	EDM.	T	3-3	2-3-1
7	Oct.26	at HFD	W	2-1	3-3-1
8	Oct.27	CHI.	W	6-4	4-3-1
9	Oct.31	at VAN	T	2-2	4-3-2
10	Nov.2	at EDM	L	5-7	4-4-2
11	Nov.4	at WPG	T	4-4	4-4-3
12	Nov.6	L.A.	W	4-1	5-4-3
13	Nov.9	at ATL	L	2-5	5-5-3
14	Nov.10	PHI.	L	2-5	5-6-3
15	Nov.13	NYR	W	10-5	6-6-3
16	Nov.17	DET.	L	4-5	6-7-3
17	Nov.20	at STL	L	3-6	6-8-3
18	Nov.21	at MIN	L	1-3	6-9-3
19	Nov.24	at L.A.	T	4-4	6-9-4
20	Nov.28	at COL	L	4-7	6-10-4
21	Nov.30	at EDM	L	3-5	6-11-4
22	Dec.2	at WPG	W	4-0	7-11-4
23	Dec.4	VAN.	L	1-5	7-12-4
24	Dec.6	BOS	W	4-3	8-12-4
25	Dec.8	at TOR	W	6-1	9-12-4
26	Dec.9	at NYR	L	4-5	9-13-4
27	Dec.11	MTL.	W	4-1	10-13-4
28	Dec.12	at PIT	T	3-3	10-13-5
29	Dec.15	PIT	T	3-3	10-13-6
30	Dec.18	COL.	W	3-2	11-13-6
31	Dec.22	WSH	W	2-1	12-13-6
32	Dec.23	at CHI	L	0-8	12-14-6
33	Dec.27	at MTL	W	7-3	13-14-6
34	Dec.30	at DET	L	2-4	13-15-6
35	Jan.2	at TOR	W	3-1	14-15-6
36	Jan.3	PIT	L	3-4	14-16-6
37	Jan.5	STL.	W	3-1	15-16-6
38	Jan.8	VAN.	W	3-0	16-16-6
39	Jan.9	at BUF	L	2-3	16-17-6
40	Jan.12	WSH	W	5-2	17-17-6

GAME	DATE	OPPONENT	RESULTS	SCORE	RECORD
41	Jan.15	WPG	W	5-2	18-17-6
42	Jan.17	TOR.	W	9-6	19-17-6
43	Jan.19	QUE	W	3-1	20-17-6
44	Jan.22	MTL.	W	2-1	21-17-6
45	Jan.23	at DET	W	5-3	22-17-6
46	Jan.26	HFD.	W	3-2	23-17-6
47	Jan.27	at WSH	L	1-7	23-18-6
48	Jan.29	MIN.	T	2-2	23-18-7
49	Jan.31	at BOS	L	2-4	23-19-7
50	Feb.2	BUF.	W	3-2	24-19-7
51	Feb.3	at HFD	L	3-5	24-20-7
52	Feb.7	L.A.	W	4-1	25-20-7
53	Feb.9	QUE	W	5-0	26-20-7
54	Feb.12	WPG	T	0-0	26-20-8
55	Feb.14	at COL	W	5-3	27-20-8
56	Feb.16	at L.A.	L	2-3	27-21-8
57	Feb.17	at VAN	L	2-4	27-22-8
58	Feb.19	TOR.	L	4-6	27-23-8
59	Feb.21	MIN.	L	2-5	27-24-8
60	Feb.23	at STL	W	3-2	28-24-8
61	Feb.24	at NYR	L	2-8	28-25-8
62	Feb.27	at QUE	W	5-3	29-25-8
63	Mar.1	DET.	L	3-4	29-26-8
64	Mar.2	at PIT	T	0-0	29-26-9
65	Mar.4	EDM	W	6-4	30-26-9
66	Mar.6	at PHI	W	5-2	31-26-9
67	Mar.8	BOS	L	3-5	31-27-9
68	Mar.9	at WSH	L	1-3	31-28-9
69	Mar.11	COL.	W	4-1	32-28-9
70	Mar.15	STL.	W	6-2	33-28-9
71	Mar.16	at CHI	W	6-1	34-28-9
72	Mar.18	ATL.	W	6-3	35-28-9
73	Mar.22	CHI	T	4-4	35-28-10
74	Mar.23	at BUF	T	1-1	35-28-11
75	Mar.25	PHI.	W	5-2	36-28-11
76	Mar.28	at MTL	T	2-2	36-28-12
77	Mar.30	at QUE	W	9-6	37-28-12
78	Apr.1	at MIN	T	1-1	37-28-13
79	Apr.4	at ATL	W	7-3	38-28-13
80	Apr.5	NYR	W	2-1	39-28-13



1978-79 NY ISLANDERS • 51-15-14 (116 PTS) • HEAD COACH - AL ARBOUR

PLAYER	GP	G-A	PTS	+/-	PIM	PLAYER	GP	G-A	PTS	+/-	PIM
Bryan Trottier	76	47-87	134	+76	50	Dave Lewis	79	5-18	23	+44	47
Mike Bossy	80	69-57	126	+63	25	Bob Lorimer	67	3-18	21	+28	42
Denis Potvin	73	31-70	101	+71	58	Ed Westfall	55	5-11	16	Even	4
Clark Gillies	75	35-56	91	+57	68	Gerry Hart	50	2-14	16	+29	78
Stefan Persson	78	10-56	66	+38	57	Pat Price	55	3-11	14	+16	50
Bob Bourne	80	30-31	61	+34	48	Bert Marshall	45	1-8	9	+9	29
John Tonelli	73	17-39	56	+29	44	Richie Hansen	12	1-6	7	+9	4
Bill Harris	80	15-39	54	+26	18	Bill Smith	40	0-2	2	Goalie	54
Wayne Merrick	75	20-21	41	+13	24	Glenn Resch	43	0-2	2	Goalie	6
Bob Nystrom	78	19-20	39	+19	113	Alex McKendry	4	0-0	0	-1	0
Mike Kaszycski	71	16-18	34	+7	37	Mike Hordy	2	0-0	0	Even	0
Lorne Henning	73	13-20	33	+17	14	Hector Marini	1	0-0	0	-2	2
Garry Howatt	75	16-12	28	+6	205	Steve Tambellini	1	0-0	0	-1	0

GOALTENDER	GP	MINS	GAA	W	L	T	EN	SO	GA	SA	SV%
Glenn Resch	43	2539	2.50	26	7	10	0	2	106	1235	.914
Bill Smith	39	2261	2.87	25	8	4	0	1	108	1074	.889

GAME	DATE	OPPONENT	RESULTS	SCORE	RECORD	GAME	DATE	OPPONENT	RESULTS	SCORE	RECORD
1	Oct.12	at BUF	T	2-2	0-0-1	41	Jan.12	at ATL	W	4-1	28-5-8
2	Oct.14	at TOR	L	7-10	0-1-1	42	Jan.14	at PHI	T	1-1	28-5-9
3	Oct.17	MTL	W	3-1	1-1-1	43	Jan.16	WSH	W	6-2	29-5-9
4	Oct.18	at PIT	W	5-3	2-1-1	44	Jan.17	at NYR	L	3-5	29-6-9
5	Oct.21	NYR	W	5-3	3-1-1	45	Jan.20	CHI	W	4-2	30-6-9
6	Oct.24	PHI	T	4-4	3-1-2	46	Jan.22*	at CHI	W	2-1	31-6-9
7	Oct.27	at ATL	L	5-8	3-2-2	47	Jan.25	at BOS	W	4-2	32-6-9
8	Oct.28	VAN	W	5-2	4-2-2	48	Jan.27	NYR	L	2-7	32-7-9
9	Oct.31	COL	W	8-5	5-2-2	49	Jan.30	MIN	L	4-5	32-8-9
10	Nov.2	at BOS	L	1-4	5-3-2	50	Feb.1	at PHI	W	4-1	33-8-9
11	Nov.4	WSH	W	4-1	6-3-2	51	Feb.3	BOS	T	4-4	33-8-10
12	Nov.7	MIN	W	5-2	7-3-2	52	Feb.4	at CHI	L	4-5	33-9-10
13	Nov.11	ATL	W	4-2	8-3-2	53	Feb.13	COL	W	6-1	34-9-10
14	Nov.12	at NYR	W	5-3	9-3-2	54	Feb.14**	at BUF	L	1-2	34-10-10
15	Nov.14	COL	T	2-2	9-3-3	55	Feb.17	at VAN	W	5-3	35-10-10
16	Nov.17	at WSH	W	4-2	10-3-3	56	Feb.19	at L.A.	W	8-3	36-10-10
17	Nov.18	PHI	W	8-2	11-3-3	57	Feb.22	STL	W	6-1	37-10-10
18	Nov.21	at COL	W	7-1	12-3-3	58	Feb.24	DET	W	3-1	38-10-10
19	Nov.22	at MIN	W	4-1	13-3-3	59	Feb.25	at NYR	L	2-3	38-11-10
20	Nov.25	at VAN	W	5-2	14-3-3	60	Feb.27	MTL	W	7-3	39-11-10
21	Nov.29	at L.A.	T	5-5	14-3-4	61	Mar.2	at ATL	L	2-3	39-12-10
22	Dec.2	at COL	W	5-2	15-3-4	62	Mar.3	ATL	W	4-2	40-12-10
23	Dec.5	PIT	T	3-3	15-3-5	63	Mar.6	BUF	L	2-3	40-13-10
24	Dec.7	STL	W	7-1	16-3-5	64	Mar.7	at STL	T	5-5	40-13-11
25	Dec.9	at TOR	W	3-2	17-3-5	65	Mar.10	CHI	W	7-1	41-13-11
26	Dec.10	at MTL	L	3-4	17-4-5	66	Mar.11	at BOS	T	4-4	41-13-12
27	Dec.12	L.A.	T	5-5	17-4-6	67	Mar.13	BOS	W	7-2	42-13-12
28	Dec.14	DET	W	4-1	18-4-6	68	Mar.15	TOR	W	6-2	43-13-12
29	Dec.16	at STL	T	2-2	18-4-7	69	Mar.17	NYR	W	5-2	44-13-12
30	Dec.17	at DET	W	3-0	19-4-7	70	Mar.18	at MIN	W	5-3	45-13-12
31	Dec.21	STL	W	5-1	20-4-7	71	Mar.22	at MTL	W	5-3	46-13-12
32	Dec.23	NYR	W	9-4	21-4-7	72	Mar.24	PIT	T	3-3	46-13-13
33	Dec.26	TOR	W	5-1	22-4-7	73	Mar.25	at PIT	T	2-2	46-13-14
34	Dec.28	at ATL	W	10-4	23-4-7	74	Mar.29	at CHI	L	1-6	46-14-14
35	Dec.30	ATL	W	4-2	24-4-7	75	Mar.31	BUF	W	2-0	47-14-14
36	Jan.2	VAN	W	9-0	25-4-7	76	Apr.1	at WSH	L	4-6	47-15-14
37	Jan.4	at PHI	L	2-3	25-5-7	77	Apr.3	ATL	W	3-2	48-15-14
38	Jan.6	PHI	W	5-1	26-5-7	78	Apr.5	at PHI	W	3-1	49-15-14
39	Jan.9	L.A.	W	7-1	27-5-7	79	Apr.7	PHI	W	9-2	50-15-14
40	Jan.10	at DET	T	5-5	27-5-8	80	Apr.8	at NYR	W	5-2	51-15-14

* - Originally scheduled for December 31, postponed due to snow.
 ** - Originally scheduled for January 21, postponed due to rain/fog.



1977-78 NY ISLANDERS • 48-17-15 (111 PTS) • HEAD COACH - AL ARBOUR

PLAYER	GP	G-A	PTS	+/-	PIM
Bryan Trottier	77	46-77	123	+52	46
Denis Potvin	80	30-64	94	+57	81
Mike Bossy	73	53-38	91	+31	6
Clark Gillies	80	35-50	85	+49	76
Bob Bourne	80	30-33	63	+15	31
Bill Harris	80	22-38	60	+27	40
Bob Nystrom	80	30-29	59	+18	94
Stefan Persson	66	6-50	56	+19	54
Mike Kaszycski	58	13-29	42	+15	24
Jean-Paul Parise	39	12-16	28	+19	12
Lorne Henning	79	12-15	27	+10	6
Gerry Hart	78	2-23	25	+44	94
Wayne Merrick	37	10-14	24	+2	8
Ed Westfall	71	5-19	24	+7	14
Jude Drouin	56	5-17	22	+14	12

PLAYER	GP	G-A	PTS	+/-	PIM
Garry Howatt	61	7-12	19	+7	146
Michel Bergeron	25	9-6	15	+16	2
Dave Lewis	77	3-11	14	+33	58
Pat Price	52	2-10	12	+25	27
Jean Potvin	34	1-10	11	+11	8
Bert Marshall	58	0-7	7	+10	44
Bob Lorimer	5	1-0	1	Even	0
Glenn Resch	45	0-1	1	Goalie	12
Bill Smith	38	0-0	0	Goalie	35
Alex McKendry	4	0-0	0	Even	2
Andre St. Laurent	2	0-0	0	Even	2
Richie Hansen	2	0-0	0	Even	0
Neil Nicholson	1	0-0	0	+2	0
Goran Hogosta	1	0-0	0	Goalie	0

GOALTENDER	GP	MINS	GAA	W	L	T	EN	SO	GA	SA	SV%
Goran Hogosta	1	9	0.00	0	0	0	0	0	0	3	1.00
Glenn Resch	45	2637	2.55	28	9	7	1	3	112	1214	.908
Bill Smith	38	2154	2.65	20	8	8	2	2	95	1040	.909

GAME	DATE	OPPONENT	RESULTS	SCORE	RECORD
1	Oct.13	at BUF	L	2-3	0-1-0
2	Oct.15	BOS	W	3-1	1-1-0
3	Oct.16	at NYR	L	2-4	1-2-0
4	Oct.18	LA.	T	0-0	1-2-1
5	Oct.21	at ATL	T	3-3	1-2-2
6	Oct.22	NYR	W	7-2	2-2-2
7	Oct.26	at LA.	T	2-2	2-2-3
8	Oct.27	at VAN	W	3-2	3-2-3
9	Oct.29	BUF.	W	4-2	4-2-3
10	Nov.1	ATL.	W	9-0	5-2-3
11	Nov.2	at MIN	L	2-3	5-3-3
12	Nov.5	PIT	W	4-3	6-3-3
13	Nov.6	at BOS	L	3-5	6-4-3
14	Nov.10	MTL.	L	1-5	6-5-3
15	Nov.12	PHI.	T	2-2	6-5-4
16	Nov.13	at WSH	W	6-0	7-5-4
17	Nov.15	CHI.	T	1-1	7-5-5
18	Nov.17	at PHI	T	4-4	7-5-6
19	Nov.19	VAN.	W	9-2	8-5-6
20	Nov.22	COL.	W	4-2	9-5-6
21	Nov.23	at MIN	W	9-2	10-5-6
22	Nov.26	at PIT.	L	2-5	10-6-6
23	Nov.27	at DET	W	4-1	11-6-6
24	Nov.30	at COL	T	3-3	11-6-7
25	Dec.3	at STL	W	7-2	12-6-7
26	Dec.6	MIN.	W	4-2	13-6-7
27	Dec.7	at CHI	W	4-0	14-6-7
28	Dec.10	DET.	W	7-4	15-6-7
29	Dec.13	CHI.	T	2-2	15-6-8
30	Dec.14	at TOR	L	2-3	15-7-8
31	Dec.17	BOS	W	4-1	16-7-8
32	Dec.20	COL.	W	9-1	17-7-8
33	Dec.22	STL.	W	6-3	18-7-8
34	Dec.23	at MTL	L	5-7	18-8-8
35	Dec.27	at VAN	W	4-2	19-8-8
36	Dec.28	at LA.	W	4-3	20-8-8
37	Dec.31	MTL.	L	2-4	20-9-8
38	Jan.3	VAN.	W	4-1	21-9-8
39	Jan.7	CLV.	W	5-3	22-9-8
40	Jan.10	COL.	W	7-4	23-9-8

GAME	DATE	OPPONENT	RESULTS	SCORE	RECORD
41	Jan.11	at CLV	L	3-5	23-10-8
42	Jan.14	at WSH	W	4-0	24-10-8
43	Jan.18	at MIN	W	5-2	25-10-8
44	Jan.19	at STL	W	3-0	26-10-8
45	Jan.21	PHI	W	6-1	27-10-8
46	Jan.26	TOR.	W	4-2	28-10-8
47	Jan.28	NYR	W	6-2	29-10-8
48	Jan.30	at BUF	L	2-3	29-11-8
49	Feb.1	at NYR	W	7-6	30-11-8
50	Feb.2	at ATL	W	5-2	31-11-8
51	Feb.4	WSH	W	6-1	32-11-8
52	Feb.8	at CHI	L	4-5	32-12-8
53	Feb.11	DET.	W	8-5	33-12-8
54	Feb.12	at CLV	T	2-2	33-12-9
55	Feb.14	LA.	W	3-2	34-12-9
56	Feb.16	at COL	W	5-4	35-12-9
57	Feb.18	ATL	T	3-3	35-12-10
58	Feb.19	at PHI	W	4-1	36-12-10
59	Feb.22	at ATL	T	3-3	36-12-11
60	Feb.25	CHI	W	7-1	37-12-11
61	Feb.26	at MTL	L	1-2	37-13-11
62	Feb.28	TOR.	W	4-3	38-13-11
63	Mar.2	at BUF	L	3-6	38-14-11
64	Mar.4	PIT	W	6-3	39-14-11
65	Mar.5	at PIT.	T	3-3	39-14-12
66	Mar.7	VAN.	W	5-2	40-14-12
67	Mar.8	at STL	W	6-3	41-14-12
68	Mar.11	BUF.	W	4-2	42-14-12
69	Mar.14	STL.	T	3-3	42-14-13
70	Mar.18	ATL	L	2-5	42-15-13
71	Mar.20	at PHI	L	2-4	42-16-13
72	Mar.22	at TOR	W	6-2	43-16-13
73	Mar.25	CLV	T	4-4	43-16-14
74	Mar.26*	MIN.	W	6-3	44-16-14
75	Mar.29	at NYR	L	1-5	44-17-14
76	Apr.1	WSH	W	3-2	45-17-14
77	Apr.2	at DET	W	5-2	46-17-14
78	Apr.4	PHI	T	3-3	46-17-15
79	Apr.8	NYR	W	7-2	47-17-15
80	Apr.9	at BOS	W	5-2	48-17-15

* - Originally scheduled for February 7, postponed due to snow.



1976-77 NY ISLANDERS • 47-21-12 (106 PTS) • HEAD COACH - AL ARBOUR

PLAYER	GP	G-A	PTS	+/-	PIM
Denis Potvin	80	25-55	80	+42	103
Bryan Trottier	76	30-42	72	+28	34
Bill Harris	80	24-43	67	+18	44
Bob Nystrom	80	29-27	56	+22	91
Jean-Paul Parise	80	25-31	56	+26	46
Clark Gillies	70	33-22	55	+18	93
Jude Drouin	78	24-29	53	+18	27
Ed Westfall	79	14-33	47	+21	8
Jean Potvin	79	10-36	46	+14	26
Bob Bourne	75	16-19	35	+27	30
Lorne Henning	80	13-18	31	+21	10
Garry Howatt	70	13-15	28	+14	182

PLAYER	GP	G-A	PTS	+/-	PIM
Dave Lewis	79	4-24	28	+29	44
Bert Marshall	72	4-21	25	+48	61
Pat Price	71	3-22	25	+25	25
Andre St. Laurent	72	10-13	23	+8	55
Gerry Hart	80	4-18	22	+30	98
Bill MacMillan	43	6-8	14	+4	13
Richie Hansen	4	1-0	1	-1	0
Bob Lorimer	1	0-1	1	+1	0
Bill Smith	36	0-1	1	Goalie	12
Glenn Resch	46	0-1	1	Goalie	0
Walt Ledingham	4	0-0	0	-1	0

GOALTENDER	GP	MINS	GAA	W	L	T	EN	SO	GA	SA	SV%
Glenn Resch	46	2711	2.28	26	13	6	2	4	103	1235	.917
Bill Smith	36	2089	2.50	21	8	6	1	2	87	1041	.916

GAME	DATE	OPPONENT	RESULTS	SCORE	RECORD
1	Oct.7	at PHI	.W	3-0	1-0-0
2	Oct.9	CHI	.W	2-1	2-0-0
3	Oct.12	ATL	.W	7-0	3-0-0
4	Oct.13	at BUF	.W	4-3	4-0-0
5	Oct.16	CLV	.T	4-4	4-0-1
6	Oct.19	VAN	.W	6-1	5-0-1
7	Oct.22	at DET	.L	0-5	5-1-1
8	Oct.23	at TOR	.W	5-2	6-1-1
9	Oct.25	at MTL	.L	1-4	6-2-1
10	Oct.28	STL	.W	5-2	7-2-1
11	Oct.30	PHI	.T	3-3	7-2-2
12	Nov.1	at VAN	.W	3-2	8-2-2
13	Nov.2	at COL	.W	5-1	9-2-2
14	Nov.6	MIN	.W	5-2	10-2-2
15	Nov.9	DET	.W	8-1	11-2-2
16	Nov.11	at BOS	.T	2-2	11-2-3
17	Nov.13	at MIN	.W	3-2	12-2-3
18	Nov.18	at L.A.	.W	3-1	13-2-3
19	Nov.19	at VAN	.W	6-4	14-2-3
20	Nov.23	MTL	.L	1-5	14-3-3
21	Nov.25	DET	.L	1-3	14-4-3
22	Nov.27	at PIT	.W	3-1	15-4-3
23	Nov.28	at PHI	.L	3-5	15-5-3
24	Nov.30	TOR	.L	2-4	15-6-3
25	Dec.2	PIT	.L	2-4	15-7-3
26	Dec.4	BUF	.W	3-0	16-7-3
27	Dec.7	STL	.W	4-2	17-7-3
28	Dec.11	PIT	.W	6-3	18-7-3
29	Dec.12	at CHI	.W	6-2	19-7-3
30	Dec.14	NYR	.T	4-4	19-7-4
31	Dec.17	at ATL	.W	4-2	20-7-4
32	Dec.18	BUF	.L	2-4	20-8-4
33	Dec.21	BOS	.W	3-0	21-8-4
34	Dec.26	at NYR	.W	2-1	22-8-4
35	Dec.28	at STL	.T	4-4	22-8-5
36	Jan.1	VAN	.L	1-5	22-9-5
37	Jan.2	at BUF	.T	3-3	22-9-6
38	Jan.7	at ATL	.W	5-4	23-9-6
39	Jan.8	ATL	.W	6-3	24-9-6
40	Jan.10	PHI	.W	8-3	25-9-6

GAME	DATE	OPPONENT	RESULTS	SCORE	RECORD
41	Jan.12	at CHI	.L	1-2	25-10-6
42	Jan.15	WSH	.W	2-1	26-10-6
43	Jan.16	at WSH	.T	2-2	26-10-7
44	Jan.18	MIN	.W	7-2	27-10-7
45	Jan.20	at BOS	.W	4-3	28-10-7
46	Jan.22	at PIT	.L	2-3	28-11-7
47	Jan.23	at COL	.W	7-1	29-11-7
48	Jan.27	TOR	.L	1-2	29-12-7
49	Jan.29	L.A.	.L	0-4	29-13-7
50	Jan.30	at MTL	.L	1-2	29-14-7
51	Feb.1	BUF	.W	6-3	30-14-7
52	Feb.3	NYR	.W	6-3	31-14-7
53	Feb.5	WSH	.T	3-3	31-14-8
54	Feb.6	at NYR	.L	0-4	31-15-8
55	Feb.8	L.A.	.W	4-1	32-15-8
56	Feb.12	PHI	.W	2-1	33-15-8
57	Feb.14	at VAN	.W	2-1	34-15-8
58	Feb.15	at L.A.	.L	0-3	34-16-8
59	Feb.19	NYR	.W	5-2	35-16-8
60	Feb.20	at WSH	.T	2-2	35-16-9
61	Feb.22	COL	.W	2-1	36-16-9
62	Feb.25	at CLV	.W	2-1	37-16-9
63	Feb.26	ATL	.W	8-2	38-16-9
64	Mar.1	MTL	.L	4-5	38-17-9
65	Mar.3	at DET	.W	4-2	39-17-9
66	Mar.5	at STL	.L	1-2	39-18-9
67	Mar.6	at COL	.W	5-0	40-18-9
68	Mar.8	MIN	.L	1-3	40-19-9
69	Mar.9	at ATL	.W	6-2	41-19-9
70	Mar.12	CLV	.W	8-3	42-19-9
71	Mar.13	at MIN	.T	5-5	42-19-10
72	Mar.16	at CHI	.W	5-0	43-19-10
73	Mar.19	CHI	.T	2-2	43-19-11
74	Mar.22	COL	.W	9-2	44-19-11
75	Mar.23	at TOR	.T	1-1	44-19-12
76	Mar.26	STL	.W	5-2	45-19-12
77	Mar.27	at CLV	.W	6-3	46-19-12
78	Mar.29	at PHI	.L	1-3	46-20-12
79	Apr.2	BOS	.L	3-5	46-21-12
80	Apr.3	at NYR	.W	5-2	47-21-12



1975-76 NY ISLANDERS • 42-21-17 (101 PTS) • HEAD COACH - AL ARBOUR

PLAYER	GP	G-A	PTS	+/-	PIM	PLAYER	GP	G-A	PTS	+/-	PIM
Denis Potvin	78	31-67	98	+12	100	Gerry Hart	80	6-18	24	+35	151
Bryan Trottier	80	32-63	95	+27	21	Dave Lewis	73	0-19	19	+29	54
Jean Potvin	78	17-55	72	+16	74	Lorne Henning	80	7-10	17	Even	16
Bill Harris	80	32-38	70	+22	54	Bill MacMillan	64	9-7	16	+5	10
Jude Drouin	76	21-41	62	+18	58	Bert Marshall	71	0-16	16	+37	72
Clark Gillies	80	34-27	61	+20	96	Ralph Stewart	31	6-7	13	+3	2
Jean-Paul Parise	80	22-35	57	+12	80	Bob Bourne	14	2-3	5	-2	13
Ed Westfall	80	25-31	56	+18	27	Pat Price	4	0-2	2	+4	2
Bob Nystrom	80	23-25	48	+24	106	Dave Fortier	59	0-2	2	+10	68
Garry Howatt	80	21-13	34	+25	197	Bill Smith	39	0-1	1	Goalie	10
Andre St. Laurent	67	9-17	26	+14	56	Glenn Resch	44	0-1	1	Goalie	0

GOALTENDER	GP	MINS	GAA	W	L	T	EN	SO	GA	SA	SV%
Glenn Resch	44	2546	2.07	23	11	8	1	7	88	1,215	.928
Bill Smith	39	2254	2.61	19	10	9	3	3	98	1,067	.905

GAME	DATE	OPPONENT	RESULTS	SCORE	RECORD	GAME	DATE	OPPONENT	RESULTS	SCORE	RECORD
1	Oct. 8	at K.C.	T	1-1	0-0-1	41	Jan. 13	DET.	W	1-0	22-12-7
2	Oct. 11	L.A.	W	7-0	1-0-1	42	Jan. 17	ATL	T	2-2	22-12-8
3	Oct. 12	at BOS	T	3-3	1-0-2	43	Jan. 21	at WSH	W	5-2	23-12-8
4	Oct. 14	MTL	W	5-3	2-0-2	44	Jan. 22	DET.	W	8-1	24-12-8
5	Oct. 17	at ATL	W	2-0	3-0-2	45	Jan. 24	L.A.	W	5-0	25-12-8
6	Oct. 18	BOS	L	2-5	3-1-2	46	Jan. 27	MIN.	W	4-3	26-12-8
7	Oct. 21	VAN.	T	5-5	3-1-3	47	Jan. 28	at TOR	W	3-2	27-12-8
8	Oct. 23	PHI	W	3-0	4-1-3	48	Jan. 31	at STL	T	2-2	27-12-9
9	Oct. 25	NYR	W	7-1	5-1-3	49	Feb. 3	ATL	T	2-2	27-12-10
10	Oct. 27	at MTL	T	4-4	5-1-4	50	Feb. 4	at NYR	W	6-5	28-12-10
11	Nov. 1	WSH	W	7-3	6-1-4	51	Feb. 6*	at DET	L	3-4	28-13-10
12	Nov. 4	CAL.	W	5-3	7-1-4	52	Feb. 8	at PHI	L	2-4	28-14-10
13	Nov. 5	at PIT.	L	6-7	7-2-4	53	Feb. 10	at VAN	L	2-3	28-15-10
14	Nov. 8	at PHI	W	4-3	8-2-4	54	Feb. 12	at K.C.	T	2-2	28-15-11
15	Nov. 12	at CAL	L	1-5	8-3-4	55	Feb. 14	PIT	T	4-4	28-15-12
16	Nov. 13	at L.A.	L	3-4	8-4-4	56	Feb. 15	at BUF	W	3-1	29-15-12
17	Nov. 15	at VAN	L	3-4	8-5-4	57	Feb. 17	NYR	L	1-3	29-16-12
18	Nov. 18	BUF.	L	1-3	8-6-4	58	Feb. 18	at DET	W	5-3	30-16-12
19	Nov. 20	at BOS	T	2-2	8-6-5	59	Feb. 21	BOS	L	1-2	30-17-12
20	Nov. 22	K.C.	W	5-2	9-6-5	60	Feb. 22	at WSH	W	4-0	31-17-12
21	Nov. 26	at MIN	W	9-1	10-6-5	61	Feb. 24	at MIN	W	7-2	32-17-12
22	Nov. 27	MTL	L	1-2	10-7-5	62	Feb. 26	K.C.	T	2-2	32-17-13
23	Nov. 29	STL	W	8-2	11-7-5	63	Feb. 28	CHI	W	4-1	33-17-13
24	Nov. 30	at MTL	L	3-4	11-8-5	64	Mar. 2	CAL.	W	2-1	34-17-13
25	Dec. 2	at STL	W	4-1	12-8-5	65	Mar. 4	VAN.	T	3-3	34-17-14
26	Dec. 4	PIT	W	6-1	13-8-5	66	Mar. 6	WSH	W	6-3	35-17-14
27	Dec. 6	BUF.	L	2-4	13-9-5	67	Mar. 7	at PIT.	W	5-3	36-17-14
28	Dec. 7	at BUF	W	3-0	14-9-5	68	Mar. 9	STL	W	4-0	37-17-14
29	Dec. 9	MIN.	W	6-0	15-9-5	69	Mar. 13	at TOR	T	2-2	37-17-15
30	Dec. 12	at ATL	T	3-3	15-9-6	70	Mar. 14	at CHI	W	5-3	38-17-15
31	Dec. 13	at TOR	W	5-3	16-9-6	71	Mar. 16	MIN.	L	1-3	38-18-15
32	Dec. 17	at NYR	W	3-0	17-9-6	72	Mar. 20	CHI	W	4-2	39-18-15
33	Dec. 18	TOR.	W	4-2	18-9-6	73	Mar. 23	at VAN	L	2-5	39-19-15
34	Dec. 20	at STL	W	7-1	19-9-6	74	Mar. 24	at L.A.	T	1-1	39-19-16
35	Dec. 21	at CHI	L	2-5	19-10-6	75	Mar. 26	at CAL	W	3-2	40-19-16
36	Dec. 30	PHI	W	6-2	20-10-6	76	Mar. 29	PHI	W	5-1	41-19-16
37	Jan. 3	CHI	T	1-1	20-10-7	77	Mar. 31	at NYR	L	1-3	41-20-16
38	Jan. 4	at PHI	L	3-5	20-11-7	78	Apr. 1	ATL	T	1-1	41-20-17
39	Jan. 6	K.C.	W	8-1	21-11-7	79	Apr. 3	NYR	W	10-2	42-20-17
40	Jan. 8	TOR.	L	3-5	21-12-7	80	Apr. 4	at ATL	L	2-5	42-21-17

* - Originally scheduled for December 26, postponed due to snow.



1974-75 NY ISLANDERS • 33-25-22 (88 PTS) • HEAD COACH - AL ARBOUR.

PLAYER	GP	G-A	PTS	+/-	PIM
Denis Potvin	79	21-55	76	+27	105
Bill Harris	80	25-37	62	+3	34
Bob Nystrom	76	27-28	55	+17	122
Jean-Paul Parise	79	23-32	55		62
Ed Westfall	73	22-33	55	+19	28
Jude Drouin	78	18-36	54	-11	22
with Minnesota	38	4-18	22	-19	16
with ISLANDERS	40	14-18	32	+8	6
Garry Howatt	77	18-30	48	+32	121
Clark Gillies	80	25-22	47	-4	66
Andre St. Laurent	78	14-27	41	+22	60
Ralph Stewart	70	16-24	40	-8	12
Bob Bourne	77	16-23	39	+10	12

PLAYER	GP	G-A	PTS	+/-	PIM
Jean Potvin	73	9-24	33	-2	59
Bert Marshall	77	2-28	30	+18	58
Bill MacMillan	69	13-12	25	Even	12
Dave Lewis	78	5-14	19	+8	98
Dave Fortier	65	6-12	18	+13	79
Gerry Hart	71	4-14	18	+28	143
Lorne Henning	60	5-6	11	+7	6
Doug Rombough	28	5-6	11	+6	6
Ernie Hicke	20	2-6	8	+7	40
Craig Cameron	37	1-6	7	-6	4
Walt Ledingham	2	0-1	1	-3	0
Tom Miller	1	0-0	0	Even	0
Bill Smith	58	0-0	0	Goalie	21

GOALTENDER	GP	MINS	GAA	W	L	T	EN	SO	GA	SA	SV%
Glenn Resch	25	1432	2.47	12	7	5	3	3	59	701	.916
Bill Smith	58	3368	2.78	21	18	17	3	3	156	1,067	.908

GAME	DATE	OPPONENT	RESULTS	SCORE	RECORD
1	Oct.9	at MTL	T	5-5	0-0-1
2	Oct.12	K.C.	W	6-2	1-0-1
3	Oct.15	MTL	W	6-3	2-0-1
4	Oct.19	NYR	L	2-4	2-1-1
5	Oct.20	at WSH	W	5-0	3-1-1
6	Oct.22	ATL	W	2-1	4-1-1
7	Oct.26	MIN.	W	4-0	5-1-1
8	Oct.29	CGY	W	10-1	6-1-1
9	Oct.30	at NYR	T	1-1	6-1-2
10	Nov.2	BOS	W	3-2	7-1-2
11	Nov.3	at PHI	L	1-3	7-2-2
12	Nov.5	PHI	T	4-4	7-2-3
13	Nov.6	at ATL	L	1-2	7-3-3
14	Nov.9	at STL	L	2-4	7-4-3
15	Nov.13	at PIT.	L	2-8	7-5-3
16	Nov.15	at K.C.	L	2-4	7-6-3
17	Nov.16	at DET	L	3-5	7-7-3
18	Nov.19	PIT	W	4-3	8-7-3
19	Nov.20	at CHI	T	4-4	8-7-4
20	Nov.22	TOR.	W	6-0	9-7-4
21	Nov.23	VAN.	T	3-3	9-7-5
22	Nov.27	at L.A.	T	3-3	9-7-6
23	Nov.29	at CAL	T	3-3	9-7-7
24	Nov.30	at VAN	L	0-3	9-8-7
25	Dec.5	TOR.	T	3-3	9-8-8
26	Dec.7	K.C.	W	4-1	10-8-8
27	Dec.8	at PHI	L	2-3	10-9-8
28	Dec.10	STL	W	3-2	11-9-8
29	Dec.14	L.A.	W	3-0	12-9-8
30	Dec.15	at BOS	L	2-5	12-10-8
31	Dec.17	at STL	L	4-8	12-11-8
32	Dec.18	at BUF	L	2-3	12-12-8
33	Dec.21	CHI	T	3-3	12-12-9
34	Dec.22	at K.C.	W	5-2	13-12-9
35	Dec.26	at ATL	L	1-2	13-13-9
36	Dec.28	at TOR	L	1-3	13-14-9
37	Dec.29	at WSH	W	7-0	14-14-9
38	Jan.2	WSH	W	5-2	15-14-9
39	Jan.4	NYR	L	3-5	15-15-9
40	Jan.7	TOR.	W	5-3	16-15-9

GAME	DATE	OPPONENT	RESULTS	SCORE	RECORD
41	Jan.9	at PHI	W	3-1	17-15-9
42	Jan.11	ATL	T	2-2	17-15-10
43	Jan.12	at TOR	L	3-4	17-16-10
44	Jan.14	STL	T	3-3	17-16-11
45	Jan.18	DET.	W	5-1	18-16-11
46	Jan.23	at CHI	L	1-3	18-17-11
47	Jan.25	L.A.	T	5-5	18-17-12
48	Jan.28	MIN.	W	6-2	19-17-12
49	Jan.29	at MIN	W	4-3	20-17-12
50	Feb.1	at DET	W	4-1	21-17-12
51	Feb.2	at CHI	T	1-1	21-17-13
52	Feb.6	BUF.	T	2-2	21-17-14
53	Feb.8	WSH	W	5-1	22-17-14
54	Feb.9	at BOS	L	1-5	22-18-14
55	Feb.11	PIT	W	2-1	23-18-14
56	Feb.12	at MIN	W	4-2	24-18-14
57	Feb.15	PHI	T	1-1	24-18-15
58	Feb.16	at PIT.	L	2-3	24-19-15
59	Feb.18	BUF.	L	2-3	24-20-15
60	Feb.21	VAN.	L	1-4	24-21-15
61	Feb.22	at MTL	W	7-6	25-21-15
62	Feb.25	STL	W	3-0	26-21-15
63	Mar.1	CAL.	W	6-1	27-21-15
64	Mar.2	at BUF	T	3-3	27-21-16
65	Mar.6	at L.A.	T	2-2	27-21-17
66	Mar.8	at VAN	W	7-5	28-21-17
67	Mar.9	at CAL	L	2-4	28-22-17
68	Mar.11	DET.	L	2-4	28-23-17
69	Mar.12	at NYR	L	3-5	28-24-17
70	Mar.15	BOS	W	3-1	29-24-17
71	Mar.18	VAN	T	4-4	29-24-18
72	Mar.19	at K.C.	W	3-1	30-24-18
73	Mar.22	CHI	W	4-2	31-24-18
74	Mar.23	at MIN	T	3-3	31-24-19
75	Mar.25	MTL	T	3-3	31-24-20
76	Mar.29	NYR	W	6-4	32-24-20
77	Mar.30	at ATL	T	2-2	32-24-21
78	Apr.1	ATL	T	2-2	32-24-22
79	Apr.5	PHI	L	1-4	32-25-22
80	Apr.6	at NYR	W	6-4	33-25-22



1973-74 NY ISLANDERS • 19-41-18 (56 PTS) • HEAD COACH - AL ARBOUR

PLAYER	GP	G-A	PTS	+/-	PIM
Denis Potvin	77	17-37	54	-17	175
Bill Harris	78	23-27	50	-11	34
Ralph Stewart	67	23-20	43	-7	4
Ed Westfall	68	19-23	42	-5	28
Bob Nystrom	77	21-20	41	-17	118
Craig Cameron	78	15-14	29	-15	28
Jean Potvin	78	5-23	28	-26	100
Lorne Henning	60	12-15	27	-7	6
Germain Gagnon	62	8-14	22	+9	8
Brian Spencer	54	5-16	21	-16	65
Doug Rombough	58	9-10	19	+3	35
with Buffalo	46	6-9	15	+2	27
with ISLANDERS	12	3-1	4	+1	8
Garry Howatt	78	6-11	17	-13	204
Dave Lewis	68	2-15	17	-7	58

PLAYER	GP	G-A	PTS	+/-	PIM
Andre St. Laurent	42	5-9	14	+1	18
Ernie Hicke	55	6-7	13	-19	26
Bill MacMillan	55	4-9	13	-6	16
Dave Hudson	63	2-10	12	-6	7
Gerry Hart	70	1-10	11	-17	61
Bert Marshall	69	1-7	8	+6	84
Tom Miller	19	2-1	3	-3	4
Bob Cook	22	2-1	3	Even	4
Victor Teal	1	0-0	0	-1	0
Brian Marchinko	6	0-0	0	Even	0
Bryan Lefley	7	0-0	0	-1	0
Neil Nicholson	8	0-0	0	+2	0
Gerry Desjardins	36	0-0	0	Goalie	0
Glenn Resch	2	0-0	0	Goalie	0
Bill Smith	46	0-0	0	Goalie	11

GOALTENDER	GP	MINS	GAA	W	L	T	EN	SO	GA	SA	SV%
Glenn Resch	2	120	3.00	1	1	0	0	0	6	57	.895
Bill Smith	46	2615	3.07	9	23	12	5	0	134	1,300	.897
Gerry Desjardins	36	1945	3.12	23	17	6	1	0	101	1,028	.902

GAME	DATE	OPPONENT	RESULTS	SCORE	RECORD
1	Oct.10	at ATL	T	1-1	0-0-1
2	Oct.13	PHI	L	0-6	0-1-1
3	Oct.14	at BOS	L	2-3	0-2-1
4	Oct.16	L.A.	T	4-4	0-2-2
5	Oct.20	BUF.	L	1-2	0-3-2
6	Oct.21	at CHI	T	3-3	0-3-3
7	Oct.25	MIN.	T	1-1	0-3-4
8	Oct.27	NYR	W	3-2	1-3-4
9	Oct.28	at BUF	L	2-5	1-4-4
10	Nov.1	TOR.	T	2-2	1-4-5
11	Nov.3	BOS	W	6-4	2-4-5
12	Nov.7	at PIT.	T	1-1	2-4-6
13	Nov.10	at TOR	T	3-3	2-4-7
14	Nov.11	at NYR	L	2-5	2-5-7
15	Nov.14	at DET	L	3-4	2-6-7
16	Nov.17	at STL	L	0-4	2-7-7
17	Nov.20	TOR.	L	2-4	2-8-7
18	Nov.22	DET.	W	5-3	3-8-7
19	Nov.24	at DET	L	4-6	3-9-7
20	Nov.27	ATL	W	4-2	4-9-7
21	Dec.1	PHI	L	1-2	4-10-7
22	Dec.2	at BOS	L	3-5	4-11-7
23	Dec.4	STL	L	1-3	4-12-7
24	Dec.6	MTL.	L	2-4	4-13-7
25	Dec.8	at MTL	L	1-3	4-14-7
26	Dec.11	CAL.	W	6-3	5-14-7
27	Dec.13	at L.A.	L	2-3	5-15-7
28	Dec.15	CHI.	T	3-3	5-15-8
29	Dec.16	at PHI	L	0-4	5-16-8
30	Dec.18	VAN.	T	2-2	5-16-9
31	Dec.22	at STL	W	4-2	6-16-9
32	Dec.23	MTL.	T	1-1	6-16-10
33	Dec.26	at MIN	L	0-1	6-17-10
34	Dec.28	at CAL	T	4-4	6-17-11
35	Dec.29	at VAN	W	4-3	7-17-11
36	Jan.2	at CHI	L	1-5	7-18-11
37	Jan.3	VAN.	W	3-2	8-18-11
38	Jan.5	BOS	L	2-6	8-19-11
39	Jan.8	L.A.	L	1-3	8-20-11

GAME	DATE	OPPONENT	RESULTS	SCORE	RECORD
40	Jan.10	at MTL	L	3-8	8-21-11
41	Jan.12	at MIN	W	4-3	9-21-11
42	Jan.15	ATL	W	4-3	10-21-11
43	Jan.19	BUF.	T	2-2	10-21-12
44	Jan.22	CAL.	W	4-3	11-21-12
45	Jan.26	BOS	L	0-4	11-22-12
46	Jan.27	at CHI	W	4-2	12-22-12
47	Jan.31	at L.A.	W	4-2	13-22-12
48	Feb.2	at VAN	T	2-2	13-22-13
49	Feb.3	at CAL	L	2-4	13-23-13
50	Feb.5	MIN.	W	6-2	14-23-13
51	Feb.6	at NYR	L	0-6	14-24-13
52	Feb.9	PIT	L	2-3	14-25-13
53	Feb.12	ATL	L	1-4	14-26-13
54	Feb.14	at STL	T	2-2	14-26-14
55	Feb.16	CHI	L	0-4	14-27-14
56	Feb.19	MTL.	W	5-3	15-27-14
57	Feb.24	at DET	L	3-5	15-28-14
58	Feb.26	VAN.	T	1-1	15-28-15
59	Feb.28	TOR.	L	4-6	15-29-15
60	Mar.2	at TOR	L	2-5	15-30-15
61	Mar.3	at BUF	L	3-4	15-31-15
62	Mar.5	PIT	L	1-2	15-32-15
63	Mar.9	DET.	L	1-3	15-33-15
64	Mar.10	at NYR	L	2-4	15-34-15
65	Mar.12	PHI	L	1-2	15-35-15
66	Mar.14	at TOR	L	1-2	15-36-15
67	Mar.16	NYR	L	1-3	15-37-15
68	Mar.17	at MTL	L	2-4	15-38-15
69	Mar.19	STL.	W	5-1	16-38-15
70	Mar.20	at PIT.	T	1-1	16-38-16
71	Mar.23	BUF.	T	1-1	16-38-17
72	Mar.24	at ATL	W	6-4	17-38-17
73	Mar.27	at CAL	T	2-2	17-38-18
74	Mar.28	at L.A.	L	1-4	17-39-18
75	Mar.30	at VAN	L	2-4	17-40-18
76	Apr.2	PIT	W	3-2	18-40-18
77	Apr.4	at PHI	L	0-4	18-41-18
78	Apr.6	MIN.	W	4-2	19-41-18



1972-73 NY ISLANDERS • 12-60-6 (30 PTS) • HEAD COACH - PHIL GOYETTE/EARL INGARFIELD

PLAYER	GP	G-A	PTS	+/-	PIM
Bill Harris	78	28-22	50	-45	35
Ed Westfall	67	15-31	46	-42	25
Germain Gagnon	63	12-29	41	-24	31
Brian Spencer	78	14-24	38	-47	90
Ernie Hicke	59	14-23	37	-2	37
with Atlanta	58	14-23	37	-2	37
with ISLANDERS	1	0-0	0	Even	0
Craig Cameron	72	19-14	33	-37	27
Dave Hudson	69	12-19	31	-39	17
Tom Miller	69	13-17	30	-30	21
Lorne Henning	63	7-19	26	-27	14
Terry Crisp	52	4-16	20	-21	6
Bob Cook	46	11	7	-21	18
with Detroit	13	3-1	4	-11	4
with ISLANDERS	33	8-6	14	-9	14
Don Blackburn	56	7-10	17	-33	20
Jean Potvin	45	3-12	15	-4	22
with Philadelphia	35	3-9	12	-1	10
with ISLANDERS	10	0-3	3	-3	12
Ralph Stewart	31	4-10	14	-12	4

PLAYER	GP	G-A	PTS	+/-	PIM
Jim Mair	49	2-11	13	-36	41
Brian Lavender	42	6-6	12	-42	47
Arnie Brown	48	4-8	12	-48	27
Gerry Hart	47	1-11	12	-17	158
Bill Mikkelsen	72	1-10	11	-53	45
Bryan Lefley	62	3-7	10	-39	56
Bryan Marchinko	36	2-6	8	-10	0
Ron Stewart	33	2-3	5	-17	4
with NY Rangers	11	0-1	1	Even	0
with ISLANDERS	22	2-2	4	-17	4
Ken Murray	39	0-4	4	-23	59
Neil Nicholson	30	2-1	3	-22	23
Richard Grenier	10	1-1	2	-2	2
Bob Nystrom	11	1-1	2	-11	10
Ron Smith	11	1-1	2	-7	14
Garry Hewatt	8	0-1	1	-5	18
Gerry Gray	1	0-0	0	Goalie	0
Dave Pulkkinen	2	0-0	0	-1	0
Bill Smith	38	0-0	0	Goalie	42
Gerry Desjardins	44	0-0	0	Goalie	9

GOALTENDER	GP	MINS	GAA	W	L	T	EN	SO	GA	SA	SV%
Gerry Desjardins	44	2498	4.68	5	35	3		0	195	1,456	.866
Bill Smith	38	2122	4.16	7	24	3		0	147	1,207	.878
Gerry Gray	1	60	5.00	0	1	0		0	5	34	.853

GAME	DATE	OPPONENT	RESULTS	SCORE	RECORD
1	Oct.7	ATL	L	2-3	0-1-0
2	Oct.12	L.A.	W	3-2	1-1-0
3	Oct.14	BOS	L	4-7	1-2-0
4	Oct.17	PIT	L	0-5	1-3-0
5	Oct.21	NYR	L	1-2	1-4-0
6	Oct.24	MTL	L	3-4	1-5-0
7	Oct.28	CHI	T	4-4	1-5-1
8	Oct.29	at BOS	L	1-9	1-6-1
9	Nov.1	at CAL	W	6-2	2-6-1
10	Nov.3	at VAN	L	2-7	2-7-1
11	Nov.4	at L.A.	L	2-9	2-8-1
12	Nov.8	at CHI	L	1-6	2-9-1
13	Nov.11	at MIN	L	0-3	2-10-1
14	Nov.14	MTL	L	2-7	2-11-1
15	Nov.16	at ATL	L	0-4	2-12-1
16	Nov.18	BOS	L	3-7	2-13-1
17	Nov.21	CAL	W	4-2	3-13-1
18	Nov.22	at PHI	L	3-5	3-14-1
19	Nov.25	at PIT	T	2-2	3-14-2
20	Nov.26	at BUF	L	2-9	3-15-2
21	Nov.28	BUF	L	2-7	3-16-2
22	Dec.2	DET	L	1-4	3-17-2
23	Dec.3	at BOS	L	1-5	3-18-2
24	Dec.5	L.A.	L	1-6	3-19-2
25	Dec.9	NYR	L	1-4	3-20-2
26	Dec.10	at NYR	L	1-4	3-21-2
27	Dec.12	STL	T	4-4	3-21-3
28	Dec.13	at PIT	L	1-9	3-22-3
29	Dec.16	PHI	L	1-2	3-23-3
30	Dec.17	at ATL	L	0-4	3-24-3
31	Dec.20	at MTL	L	2-4	3-25-3
32	Dec.21	VAN	T	4-4	3-25-4
33	Dec.23	MIN	W	4-2	4-25-4
34	Dec.27	at L.A.	L	1-4	4-26-4
35	Dec.29	at CAL	L	2-5	4-27-4
36	Dec.30	at VAN	L	2-5	4-28-4
37	Jan.2	ATL	L	1-6	4-29-4
38	Jan.3	at BUF	L	1-4	4-30-4
39	Jan.6	DET	L	0-4	4-31-4

GAME	DATE	OPPONENT	RESULTS	SCORE	RECORD
40	Jan.7	at DET	L	0-4	4-32-4
41	Jan.9	L.A.	L	2-3	4-33-4
42	Jan.10	at TOR	L	2-4	4-34-4
43	Jan.13	at MIN	L	1-8	4-35-4
44	Jan.14	STL	L	1-2	4-36-4
45	Jan.16	MIN	L	0-1	4-37-4
46	Jan.18	at BOS	W	9-7	5-37-4
47	Jan.20	at STL	L	1-5	5-38-4
48	Jan.23	CAL	W	8-1	6-38-4
49	Jan.24	at MTL	L	1-6	6-39-4
50	Jan.26	at VAN	L	1-5	6-40-4
51	Jan.31	at TOR	L	3-5	6-41-4
52	Feb.1	CHI	L	3-5	6-42-4
53	Feb.3	BUF	T	1-1	6-42-5
54	Feb.4	at BUF	L	1-5	6-43-5
55	Feb.6	TOR	W	4-2	7-43-5
56	Feb.7	at NYR	L	0-6	7-44-5
57	Feb.10	NYR	L	0-6	7-45-5
58	Feb.13	at PHI	L	2-8	7-46-5
59	Feb.14	at CHI	L	2-4	7-47-5
60	Feb.17	at TOR	L	2-6	7-48-5
61	Feb.18	at NYR	L	2-3	7-49-5
62	Feb.20	PIT	L	0-4	7-50-5
63	Feb.22	at PIT	L	1-2	7-51-5
64	Feb.24	DET	W	4-2	8-51-5
65	Feb.27	CHI	L	3-5	8-52-5
66	Mar.3	VAN	W	9-3	9-52-5
67	Mar.4	at DET	L	1-5	9-53-5
68	Mar.6	MTL	L	2-3	9-54-5
69	Mar.8	TOR	L	2-4	9-55-5
70	Mar.10	at STL	L	4-5	9-56-5
71	Mar.11	at MIN	L	1-2	9-57-5
72	Mar.13	BOS	L	0-3	9-58-5
73	Mar.17	STL	W	6-4	10-58-5
74	Mar.20	CAL	W	6-3	11-58-5
75	Mar.24	PHI	W	3-2	12-58-5
76	Mar.27	BUF	L	2-3	12-59-5
77	Mar.31	at PHI	L	2-10	12-60-5
78	Apr.1	at ATL	T	4-4	12-60-6



TEAM RECORDS – SEASON

Most Points: 118 1981-82	Most OT Losses: 8 1984-85	Most Power Play Goals Against: . . 103 1988-89
Most Points, Home: 70 1981-82 2016-17	Fewest Power Play Goals Against: . 34 2021-22
Most Points, Road: 53 1980-81	Most OT Losses, Home: 5 2019-20*^ 2020-21*/
. 1976-77 2016-17 28 2012-13***
Fewest Points: 30 1972-73 2006-07 34 2019-20*^
Fewest Points, Home (24 games): 23 1994-95***	Most OT Losses, Road: 6 2010-11 40 2016-17
. 2012-13***	Most Shutouts: 11 2018-19	Most Shorthanded Goals: 19 1980-81
Fewest Points, Home (39 games): 24 1972-73	Fewest Shutouts: 0 1990-91	Fewest Shorthanded Goals: 2 1972-73
Fewest Points, Home (41 games): 26 1999-00 1988-89 2012-13***
. 2000-01 1981-82	Most Shorthanded Goals Against: . 16 1997-98
Fewest Points, Road (39 games): 6 1972-73 1973-74	Fewest Shorthanded Goals Against: . 0 2012-13***
Fewest Points, Road (41 games): 20 1995-96 1972-73 2020-21*/
Most Victories: 54 1981-82 1972-73 1 2018-19
Most Victories, Home: 33 1981-82	Most Times Shut Out: 11 1972-73	Most Penalty Minutes: 1857 1986-87
Most Victories, Road: 25 1980-81	Fewest Times Shut Out: 0 1980-81	Fewest Penalty Minutes: 370 2020-21*/
Fewest Victories (78 games): 12 1972-73 1978-79 461 2012-13***
Fewest Victories (82 games): 21 2000-01 1975-76 575 2019-20*^
Fewest Victories, Home: 10 1972-73	Most Shootouts: 15 2013-14 643 2017-18
. 1999-00	Most Shootout Wins: 9 2005-06	Most Shots On Goal: 2771 2014-15
. 1994-95*** 2013-14	Fewest Shots On Goal: 1357 1994-95***
. 2012-13***	Most Shootout Losses: 6 2021-22 1952 1972-73
Fewest Victories, Road (39 games): 2 1972-73 2014-15	Most Shots On Goal Against: . . . 2918 2017-18
Fewest Victories, Road (41 games): 8 1995-96 2013-14	Fewest Shots On Goal Against: . . 1352 2012-13***
Most Losses: 60 1972-73 2010-11 2183 1977-78
Most Losses, Home: 28 2000-01 2009-10	Most 20-Or-More-Goal Scorers: . . 9 1975-76
Most Losses, Road: 35 1972-73	Most Goals: 385 1981-82	Most 30-Or-More-Goal Scorers: . 6** 1977-78
Fewest Losses: 15 1978-79	Fewest Goals: 126 1994-95***	Most 40-Or-More-Goal Scorers: . 3 1991-92
Fewest Losses, Home: 3 1981-82 170 1972-73 1984-85
. 1978-79	Most Goals Against: 347 1972-73	Most 50-Or-More-Goal Scorers: . 2 1981-82
. 1977-78	Fewest Goals Against: 125 2020-21*/	Most Penalty Shots: 10 2010-11
Fewest Losses, Road: 6 2012-13*** 139 2012-13*** (4 for, 6 against)
. 1976-77 190 2019-20*^	Largest Shot Differential: +450 2014-15
Most Ties: 22^ 1974-75 1975-76	Lowest Goals Against Average: . . . 2.23 2020-21*/
Most Ties, Home: 12^ 1974-75	Most Assists: 652 1981-82 2.33 2018-19
Most Ties, Road: 10^ 1974-75	Fewest Assists: 198 1994-95***	
Fewest Ties: 4^ 1983-84 290 1973-74	
Fewest Ties, Home: 1^ 1983-84 1972-73	
Fewest Ties, Road: 2^ 1994-95***	Most Total Points: 1037 1981-82	
. 1988-89	Fewest Total Points: 324 1994-95***	
. 1972-73 460 1972-73	
Most OT Wins: 8 2019-20*^	Most Hat Tricks: 13 1980-81	
. 2020-21*/	Most Power Play Goals: 93 1980-81	
Most OT Wins, Home: 5 2019-20*^	Fewest Power Play Goals: 28 1994-95***	
Most OT Wins, Road: 6 2015-16 1972-73	
 27 2020-21*/	

* NHL Record ** Tied NHL Record *** 48 Game Season
 *^ 68 Game Season */ 56 Game Season

^ TIES WERE ELIMINATED STARTING IN THE 2005-06 SEASON

TEAM RECORDS – SEASON

Most Points in a Month: 26	Most Points in May: 6 */	Most Losses in April: 9 (1995)***
. (November, 1980) 12-1-2 (2021) 2-2-2 6 (1989)
Most Points in October: 22	Most Wins in a Month: 12	Most Losses in May: 4 (2021)*/
. (1982) 11-2-0 (November 1980 & February 1982)	
Most Points in November: 26	Most Wins in October: 11 (1982)	
. (1980) 12-1-2	Most Wins in November: 12 (1980)	
Most Points in December: 23	Most Wins in December: 10 (1978, 1983, 2003)	
. (1978) 10-1-3	Most Wins in January: 10 (1980)	
Most Points in January: 21	Most Wins in February: 12 (1982)	
. (1980) 10-4-1	Most Wins in March: 11 (1982, 2021)	
Most Points in February: 25	Most Wins in April: 8 (2013***, 2021*/)	
. (1982) 12-1-1 6 (1998, 2002)	
Most Points in March: 24	Most Wins in May: 2 (2021)*/	
. (1982) 11-1-2	Most Losses in a Month: 13 (January 1973)	
Most Points in April: 20 ***	Most Losses in October: 9 (1990)	
. (2013) 8-1-4	Most Losses in November: 12 (1989)	
. 13	Most Losses in December: 12 (1972)	
. (2002) 6-1-1	Most Losses in January: 13 (1973)	
. (1998) 6-3-1	Most Losses in February: 11 (1973)	
	Most Losses in March: 12 (1996)	

* NHL Record ** Tied NHL Record *** 48 Game Season
 */ 56 Game Season

^ TIES WERE ELIMINATED STARTING IN 2005-06 SEASON



TEAM RECORDS – GAME

Most Goals: 11	at Toronto 3/3/84
vs. Pittsburgh 12/20/83	
Most Goals Against: 11	at Calgary 2/25/81
Most Goals Against, Home: 9	vs. Los Angeles, 6-9 10/20/81
Most Goals, Both Clubs: 17	at Toronto, 11-6 3/3/84
vs. Quebec, 10-7 12/15/81	
at Toronto, 7-10 10/14/78	
Greatest Winning Margin: 9	vs. Pittsburgh, 9-0 1/9/86
vs. Pittsburgh, 9-0 10/14/82	
vs. Toronto, 10-1 3/4/82	
at Chicago, 9-0 12/21/80	
vs. Vancouver, 9-0 1/2/79	
vs. Atlanta, 9-0 11/1/77	
vs. California, 10-1 10/28/74	
Greatest Losing Margin: 9	at Carolina, 0-9 4/7/09
Greatest Losing Margin, Home: 7	vs. Vancouver, 8-1 1/14/06
vs. New Jersey, 8-1 10/23/90	
vs. Winnipeg, 8-1 11/1/88	
vs. Philadelphia, 0-7 2/18/13	
Highest Tie Score: 8-8	vs. Minnesota 11/23/82
vs. Edmonton 3/3/81	
Most Assists: 20	vs. NY Rangers 11/17/84
Most Total Points: 30	vs. NY Rangers 11/17/84
vs. Pittsburgh 12/20/83	
Most Points, Both Clubs: 49	at Toronto (10-18-28)
Islanders (7-14-21) 10/14/78	
Most Shots: 60	vs. Carolina 10/25/08
Most Shots, Road: 57	at Ottawa 11/1/13
Most Shots Against: 60	at Philadelphia 11/22/72
Most Shots Against (OT): 61	at Toronto 11/23/09
Most Shots Against (HOME): 52	vs. New Jersey 10/23/90

Most Shots Against (HOME - OT): 54	vs. Philadelphia 3/29/08
Most Shots, Both Clubs: 95	at Boston (44)
Islanders (51) 1/28/06	
Fewest Shots: 10	at Carolina 3/26/00
Fewest Shots Against: 10	vs. Atlanta 2/16/08
at Buffalo 2/8/15	
Fewest Shots, Both Clubs: 32	at Philadelphia (21)
Islanders (11) 1/26/98	
Most Penalty Minutes: 183	vs. Pittsburgh 2/11/11
Most Penalty Minutes, Both Clubs: 346	vs. Pittsburgh (163)
Islanders (183) 2/11/11	
Most Penalties: 34	vs. Pittsburgh 2/11/11
Most Penalties by Opponent: 31	vs. Pittsburgh 2/11/11
Fewest Penalty Minutes, Both Clubs: 0	vs. Buffalo 11/1/15
vs. Toronto 2/28/13	
vs. Hartford 1/26/80	
at Buffalo 2/4/73	
Most Power Plays 12	vs. Los Angeles 10/26/93
at Atlanta 11/16/05	
Most Power Plays Allowed 13	at Carolina 3/26/00
at Ottawa 1/30/99	
Most Power Plays, Both Clubs 23	at Los Angeles 10/26/93
Fewest Power Plays, Both Clubs 0	vs. Buffalo 3/6/21
at Carolina 1/14/17	
vs. Buffalo 11/1/15	
vs. Toronto 2/28/13	
at Boston 4/7/01	
vs. Hartford 1/26/80	
at Buffalo 2/4/73	

Most Consecutive Goals For: 9	vs. Atlanta 11/1/77
vs. Vancouver 1/2/79	
at Chicago 12/21/80	
vs. Pittsburgh 10/14/82	
vs. Pittsburgh 1/9/86	
Most Consecutive Goals Against: 10	at Philadelphia 3/31/73
Most Unanswered Goals For: 15	vs. PIT-vs. DET 1/9/86 - 1/11/86
Most Unanswered Goals Against: 13	vs. TOR-at NYR-vs. NYR 2/6/73 - 2/10/73
Most Penalty Shots for: 1	
Most Penalty Shots, against: 1	
Most Penalty Shots, both clubs: 2	vs. Buffalo 3/4/00
(Satan vs. Weekes - Failed)	
(Jokinen vs. Hasek - Scored)	
Longest Shootout: 14 rounds	at Anaheim 11/22/16
Most Power Play Goals: 5	vs. Quebec 1/24/81
Most Power Play Goals Against: 5	at Pittsburgh 12/30/99
at Hartford 3/14/95	
vs. Pittsburgh 12/23/91	
at Pittsburgh 2/6/90	
vs. Buffalo 11/7/81	
at NY Rangers 2/24/80	
at Chicago 12/23/79	
at Toronto 10/14/78	
Most Power Play Goals, Both Clubs: 9	at Toronto (5)
Islanders (4) 10/14/78	
Most Shorthanded Goals For: 3	at Carolina 1/22/08
(Sillinger, Park, Sillinger)	
vs. Ottawa 3/2/00	
(Scatchard, Watt, Jokinen)	
vs. Washington 12/22/83	
(Tonelli, Goring, Kallur)	
Most Shorthanded Goals Against: 3	vs. Philadelphia 4/2/96
Most Shorthanded Goals, Both Clubs: 4	at Buffalo (2)
Islanders (2) 10/7/17	

TEAM RECORDS – PERIOD

Most Goals: 7	vs. NY Rangers 12/23/78
at Vancouver 3/10/14	
Most Goals Against: 8	at Philadelphia 3/31/73
Most Goals, Both Clubs: 9	at Washington (6)
Islanders (3) 11/23/88	
at St. Louis (4)	
Islanders (5) 3/12/85	
at Philadelphia (8)	
Islanders (1) 3/31/73	
Most Assists: 13	vs. NY Rangers 12/23/78
Most Points: 20	vs. NY Rangers 12/23/78
Most Power Play Goals: 4	vs. Detroit 2/9/18
Most Power Play Goals Against: 4	at Pittsburgh 12/30/99
at Pittsburgh 2/6/90	
Most Power Play Goals, Both Clubs: 5	vs. Detroit 2/9/18

at Pittsburgh 12/30/99	
Most Shorthanded Goals: 2 (20 Times)	
Most Recently:	
vs. Buffalo 10/7/17	
vs. Toronto 2/27/14	
at NY Rangers 12/20/13	
at Tampa Bay 3/22/11	
at NY Rangers 11/4/08	
Most Shorthanded Goals Against: 2 (10 Times)	
Most Recently:	
vs. Buffalo 10/7/17	
at Atlanta 12/5/07	
at Buffalo 3/30/07	
vs. Philadelphia 4/18/06	
at Toronto 12/19/05	
Most Shorthanded Goals - Both Clubs: 4	vs. Buffalo 10/7/17
Most Shots: 29	vs. Florida 3/2/08
Most Shots Against: 28	at Florida 3/17/04
Most Shots - Both Clubs: 40	vs. Pittsburgh 12/5/78

Fewest Shots: 0	vs. Tampa Bay 2/15/94
at NY Rangers 2/25/79	
Fewest Shots Against: 0	at Buffalo 2/15/21
Most Penalties: 20	vs. Pittsburgh 2/11/11
Most Penalties - Opponent: 20	vs. Pittsburgh 2/11/11
Most Penalties - Both Clubs: 40	vs. Pittsburgh 2/11/11
Most Penalty Minutes: 108	vs. Pittsburgh 2/11/11
Most Penalty Minutes - Opponent: 105	vs. Pittsburgh 2/11/11
Most Penalty Minutes - Both Clubs: 213	vs. Pittsburgh 2/11/11



FASTEST GOALS

Start Of Season: 1:01

Dave Scatchard at Buffalo10/10/02

Start Of Game: **0:05

Bryan Trottier at Boston3/22/84

Start of Game Against: 0:08

Alexander Semin at Washington11/11/09

Start of Game, Fastest Two Goals: 0:41

John Tonelli at Edmonton (both)12/5/84

Start of Game, Fastest Two by One Player: 0:41

John Tonelli at Edmonton12/5/84

Start of Game, Fastest Two Against: 0:31

Justin Williams (-16), Michael Handzus (-31)
vs. Philadelphia10/26/02

Start of Period: 0:05

Bryan Trottier at Boston3/22/84

Start of Period Against: 0:05

Eric Lindros at Philadelphia11/12/92

Start of Period, Fastest Two: 0:31

Roger Kortko, Bob Bourne at Detroit2/22/86

Start of Period, Fastest Two Against: 0:30

Mike Gartner/Bengt Gustafsson at Washington 1/27/80

Start of Period, Fastest Two - Both Clubs: 0:29

Randy Wood, Mark Recchi vs. Pittsburgh10/15/91

Start of Period, Fastest Two by One Player: 0:41

John Tonelli at Edmonton12/5/84

Start of Period, Fastest Three: 2:46

Duane Sutter, John Tonelli, Bryan Trottier
vs. Pittsburgh1/26/82

Start of Period, Fastest Three Against: 0:58

Mike Gartner, Bengt Gustafsson, Grant Mulvey
at Washington1/24/86

Earliest Power-Play Goal For: 0:16

Bryan Trottier vs. Philadelphia1/10/77

Earliest Power-Play Goal Against: 0:17

Joe Pavelski vs. San Jose10/29/11

Fastest Two Goals: 0:03

Anders Lee (19:33), Nikolay Kulemin (19:36)
3rd Period vs. Pittsburgh11/30/16

Fastest Two Goals Against: 0:05

Nathan Gerbe (16:38 & 16:43)
3rd Period at Buffalo1/21/11
Kris King (19:44), James Patrick (19:49)
3rd Period at NY Rangers10/9/91

Fastest Two Goals By An Individual: 0:08

Pat LaFontaine vs. Hartford2/16/85

Fastest Two Goals By An Individual, Against: 0:05

Nathan Gerbe at Buffalo1/21/11

Fastest Three Goals: 0:27

Denis Potvin (15:15), Bryan Trottier (15:25),
Bob Bourne (15:42)
3rd Period at NY Rangers10/23/83

Fastest Three Goals Against: 0:41

Craig Ramsay (1:36), Lindy Ruff (1:48),
John van Boxmeer (2:17)
1st Period vs. Buffalo10/26/80

Fastest Three Goals - Both Clubs: 0:24

Craig Laughlin (5:45), John Tonelli (5:58),
Greg Gilber (6:09)
at Washington1/27/80

Fastest Three Goals By An Individual: 1:18

Derek King vs. Pittsburgh10/15/91

Fastest Three Goals Against By An Individual: 4:21

Peter Boudra vs. Washington3/26/96

Fastest Three Goals, Defenseman: *3:21

Denis Potvin at Toronto10/14/78

Fastest Four Goals: 1:38

John Tonelli (2:30), Bryan Trottier (2:46 & 3:31),
Duane Sutter (4:08)
1st Period vs. Pittsburgh1/26/82

Fastest Four Goals Against: 2:07

Stephen Leach (10:04), Jiri Slegr (11:13),
Jaromir Jagr (11:44), Tyler Wright (12:11)
2nd Period vs. Pittsburgh3/21/00

Fastest Four Goals - Both Clubs: 1:01

Dwight King (17:07, 17:32), Jake Muzzei (17:51),
Anders Lee (18:08)
at Los Angeles11/23/16

Fastest Five Goals: 2:37

Duane Sutter (1:31), John Tonelli (2:30),
Bryan Trottier (2:46 & 3:31), Duane Sutter (4:08)
1st Period vs. Pittsburgh1/26/82

Fastest Five Goals Allowed: 5:07

Willi Plett (11:45), Don Lever (13:20), Bob MacMillan
(13:51, 14:55), Jim Peplinski (16:52)
at Calgary2/25/81

Fastest Five Goals - Both Clubs: 2:37

Duane Sutter (1:31), John Tonelli (2:30),
Bryan Trottier (2:46 & 3:31), Duane Sutter (4:08)
1st Period vs. Pittsburgh1/26/82

Fastest Two Shorthanded Goals: 0:17

Bob Bourne (16:09), Anders Kallur (16:26)
1st Period vs. Winnipeg12/16/80

Fastest Two Shorthanded Goals against: 0:40

Simon Gagne (19:07), Handzus (19:47)
3rd Period vs. Philadelphia4/18/06

Fastest Two Shorthanded Goals by One Player: 0:48

Michael Grabner (15:53 & 16:41) vs. Toronto2/27/14

*NHL Record **Ties NHL Record

STREAKS

Longest Winning Streak: 15

Began 1/21/82 vs. Pittsburgh (6-1) 1981-82
 Ended 2/21/82 at Pittsburgh (3-4)

Longest Winning Streak, Home: 14

Began 1/2/82 vs. Chicago (5-3) 1981-82
 Ended 2/27/82 vs. Quebec (5-5)

Longest Winning Streak, Road: 8

Began 2/27/81 at Vancouver (5-1) 1980-81
 Ended 3/31/81 at Montreal (1-3)

Longest Point Streak: 17

Began 10/12/19 vs. Florida (3-2) 2019-20 (15-0-2)
 Ended 11/23/19 at San Jose (1-2)

Longest Undeclared Streak: 15

Began 1/21/82 vs. Pittsburgh (6-1) 1981-82 (15-0-0)
 Ended 2/21/82 at Pittsburgh (3-4)
 Began 11/4/78 vs. Washington (4-1) 1978-79 (12-0-3)
 Ended 12/10/78 at Montreal (3-4)
 Began 11/4/80 vs. Detroit (6-4) 1980-81 (13-0-2)
 Ended 12/4/80 at Colorado (3-4)

Longest Undeclared Streak, Home: 23

Began 1/2/82 vs. Chicago (5-3) 1981-82 (21-0-2)
 Thru End of 1981-82 Season
 Began 10/17/78 vs. Montreal (3-1) 1978-79 (15-0-8)
 Ended 1/27/79 vs. NY Rangers (2-7)

Longest Undeclared Streak, Road: 8

Began 2/27/81 vs. Vancouver (5-1) 1980-81 (8-0-0)
 Ended 3/31/81 vs. Montreal (1-3)
 Began 10/7/81 at Los Angeles (4-1) 1981-82 (6-0-2)
 Ended 11/15/81 at Philadelphia (4-5)
 Began 11/12/78 vs. NY Rangers (5-3) 1978-79 (7-0-1)
 Ended 12/10/78 vs. Montreal (3-4)
 Began 2/12/76 vs. Kansas City (2-2) 1975-76 (6-0-2)
 Ended 3/13/76 vs. Vancouver (2-3)

Longest Losing Streak: 12

Began 11/22/88 vs. Washington (2-4) 1988-89
 Ended 12/17/88 vs. New Jersey (5-2)
 Began 12/27/72 vs. Los Angeles (1-4) 1972-73
 Ended 1/18/73 vs. Boston (9-7)

Longest Losing Streak, Home: 7

Began 11/20/21 vs. Calgary (2-5)
 Ended 12/11/21 vs. New Jersey (4-2) 2021-22
 Began 11/13/99 vs. St. Louis (3-5) 1999-00
 Ended 12/18/99 vs. Buffalo (2-2)
 Began 2/27/01 vs. New Jersey (1-4)
 Ended 4/2/01 vs. Pittsburgh (4-1) 2000-01

Longest Losing Streak, Road: 15

Began 1/20/73 vs. St. Louis (1-5) 1972-73
 Ended 4/1/73 vs. Atlanta (4-4)

Longest Winless Streak: 15

Began 11/22/72 vs. Philadelphia (3-5) 1972-73
 Ended 12/23/72 vs. Minnesota (4-2)

Longest Winless Streak, Home: 9

Began 3/2/99 vs. Ottawa (2-4) 1998-99
 Ended 4/8/99 vs. Montreal (3-1)

Longest Winless Streak, Road: 20

Began 11/3/72 vs. Vancouver (2-7) 1972-73
 Ended 1/18/73 vs. Boston (9-7)

Consecutive Games Played by an Individual: 576

Billy Harris 10/7/72 - 11/30/79. 1972-79

Longest Winning Streak, Start of Season: 4 (Three Times)

Began 10/7/76 at Philadelphia (3-0) 1976-77
 Ended 10/16/76 vs. Cleveland (4-4)
 Began 10/5/01 at Tampa (3-2) 2001-02
 Ended 10/13/01 vs. Detroit (4-5 OT)
 Began 10/10/14 at Carolina (3-2) 2014-15
 Ended 10/18/14 at Pittsburgh (1-3)

Longest Winning Streak - Home, Start of Season: 7

Began 10/14/82 vs. Pittsburgh (9-0) 1982-83
 Ended 11/2/82 vs. Pittsburgh (1-3)

Longest Winning Streak - Road, Start of Season: 6

Began 10/5/01 at Tampa (9-0) 2001-02
 Ended 11/2/01 at Detroit (1-2)

Longest Point Streak, Start of Season: 11

Began 10/5/01 at Tampa (3-2) 2001-02 (9-0-1-1)
 Ended 11/2/01 at Detroit (1-2)

Longest Undeclared Streak - Home, Start of Season: 23

Began 10/17/78 vs. Montreal (3-1) 1981-82 (15-0-8)
 Ended 1/27/79 vs. NY Rangers (2-7)

Longest Undeclared Streak - Road, Start of Season: 8

Began 10/7/81 at Los Angeles (4-1) 1981-82 (15-0-8)
 Ended 11/15/81 at Philadelphia (4-5)

Longest Winless Streak, Start of Season: 7

Began 10/10/73 at Atlanta (1-1) 1973-74 (0-3-4)
 Ended 10/27/73 vs. NY Rangers (3-2)

Longest Winless Streak - Home, Start of Season: 7

Began 11/20/21 vs. Calgary (2-5)
 Ended 12/11/21 vs. New Jersey (4-2) 2021-22 (0-5-2)

Longest Winless Streak - Road, Start of Season: 14

Began 10/10/73 at Atlanta (1-1) 1973-74 (0-10-4)
 Ended 12/22/73 at St. Louis (4-2)

Longest Winning Streak vs. One Opponent: 16

Began 2/20/82 vs. Colorado (3-2)
 Ended 10/12/84 at New Jersey (2-7)

Longest Winning Streak vs. One Opponent - Home: 14

Began 2/13/79 vs. Colorado (6-1)
 Ended 12/11/84 vs. New Jersey (5-7)

Longest Winning Streak vs. One Opponent - Road: 8

Began 11/1/76 at Vancouver (3-2)
 Ended 10/31/79 at Vancouver (2-2)
 Began 12/9/78 at Toronto (3-2)
 Ended 12/4/82 at Toronto (1-4)
 Began 3/17/82 at Colorado (5-2)
 Ended 12/11/84 at New Jersey (5-7)

Longest Losing Streak vs. One Opponent: 15

Began 3/1/08 at Philadelphia (1-4) 0-12-3
 Ended 4/1/10 at Philadelphia (6-4)

Longest Losing Streak vs. One Opponent - Home: 9

Began 10/8/97 vs. Washington (3-6)
 Ended 11/27/01 vs. Washington (5-5)

Longest Losing Streak vs. One Opponent - Road: 13

Began 10/13/07 at Philadelphia (1-3) 0-10-3
 Ended 1/19/12 at Philadelphia (4-1)
 Began 2/7/08 at Pittsburgh (3-4) 0-11-2
 Ended 3/27/12 at Pittsburgh (5-3)



SHUTOUT STREAKS

Longest Shutout Sequence: 212:35

Began 4/27/21 at Washington, 1:29 (1st)	0-1
4/29/21 at NY Rangers	4-0
5/1/21 vs. NY Rangers	3-0
Ended 5/3/21 at Buffalo, 14:04 (2nd)	4-2

Longest Shutout Sequence, Against: 186:31

Began 12/26/06 vs. NY Rangers, 1:48 (3rd)	2-0
Thru 12/27/06 at Ottawa	0-2
Thru 12/30/06 vs. New Jersey	0-2
Ended 1/1/07 at Buffalo, 8:19 (3rd)	1-3

Longest Non-Shutout Streak: 187 games

1977-78 thru 1979-80	
Began 10/18/77 vs. Los Angeles	0-0
Ended 12/23/79 at Chicago	0-8

Most Consecutive Shutouts: 3

4/1/98 vs. Tampa Bay (4-0)	1997-98
4/4/98 vs. NY Rangers (3-0)	
4/6/98 at Tampa Bay (3-0)	

Most Consecutive Shutouts, Against: 2

2/13/20 at Nashville (0-5)	2019-20
2/15/20 at Vegas (0-1)	
3/19/19 vs. Boston (0-5)	2018-19
3/21/19 at Montreal (0-4)	
11/19/11 vs. Boston (0-6)	2011-12
11/21/11 at Pittsburgh (0-5)	
3/20/10 at Los Angeles (0-1)	2009-10
3/24/10 at NY Rangers (0-5)	
12/26/06 at Ottawa (0-2)	2006-07
12/30/06 vs. New Jersey (0-2)	
11/26/03 vs. Carolina (0-2)	2003-04
11/28/03 at Detroit (0-6)	
11/9/00 vs. Buffalo (0-3)	2000-01
11/11/00 @ San Jose (0-4)	
12/30/00 vs. Buffalo (0-2)	2000-01
1/2/01 vs. Montreal (0-3)	
1/19/00 at Montreal (0-3)	1999-00
1/21/00 at New Jersey (0-4)	
12/29/98 at Tampa Bay (0-3)	1998-99
12/31/98 at Chicago (0-1)	
11/3/92 at Pittsburgh (0-2)	1992-93
11/5/92 at Minnesota (0-3)	
2/7/73 at NY Rangers (0-6)	1972-73
2/10/73 vs. NY Rangers (0-6)	
1/6/73 vs. Detroit (0-4)	1972-73
1/7/73 at Detroit (0-4)	

Most Consecutive Shutouts, Home: 3

12/16/06 vs. Atlanta (6-0)	2006-07
12/23/06 vs. Columbus (4-0)	
12/26/06 vs. NY Rangers (2-0)	
2/19/94 vs. Ottawa (4-0)	1993-94
2/21/94 vs. Washington (4-0)	
2/25/94 vs. Philadelphia (2-0)	

Most Consecutive Shutouts, Road: 2

10/23/21 at Arizona (3-0)	2021-22
10/24/21 at Vegas (2-0)	
10/14/98 at Tampa Bay (2-0)	1998-99
10/17/98 at St. Louis (1-0)	

Most Consecutive Shutout Against, Home: 2

12/30/00 vs. Buffalo (0-2)	2000-01
1/2/01 vs. Montreal (0-3)	
2/10/73 vs. NY Rangers (0-6)	1972-73
2/20/73 vs. Detroit (0-4)	

Most Consecutive Shutouts Against, Road: 3

12/29/98 at Tampa Bay (0-3)	1998-99
12/31/98 at Chicago (0-1)	
1/7/99 at Philadelphia (0-5)	

INDIVIDUAL RECORDS-POINTS

Most Points, Career: 1353

Bryan Trottier 1975-90

Most Points, One Season: 147

Mike Bossy 1981-82

Most Points, One Game: 8

Bryan Trottier 12/23/78 vs. NY Rangers

Most Points, Rookie, One Game: 5

Mathew Barzal (0-5) 2/9/18 vs. Detroit
 Ryan Pulock (1-4) 1/20/18 at Chicago
 Mathew Barzal (2-3) 1/13/18 at NY Rangers
 Mathew Barzal (0-5) 11/5/17 vs. Colorado
 John Tavares (2-3) 3/16/10 at Vancouver
 Mikko Makela (2-3) 1/28/86 vs. Toronto
 Pat LaFontaine (3-2) 3/3/84 at Toronto
 Mike Bossy (1-4) 11/1/77 vs. Atlanta
 Bryan Trottier (1-4) 11/26/75 at Minnesota
 Bryan Trottier (3-2) 10/11/75 vs. Los Angeles
 Dave Hudson (1-4) 3/3/73 vs. Vancouver

Most Points, Rookie Defenseman, One Game: 5

Ryan Pulock (1-4) 1/20/18 at Chicago

Most Points, Defenseman, One Game: 5

Ryan Pulock (1-4) 1/20/18 at Chicago
 Uwe Krupp (1-4) 3/20/93 at Vancouver
 Stefan Persson (0-5) 1/24/81 vs. Quebec
 Denis Potvin (0-5) 11/4/80 vs. Detroit
 Denis Potvin (3-2) 2/11/78 vs. Detroit
 Denis Potvin (2-3) 3/22/77 vs. Colorado
 Denis Potvin (1-4) 4/3/76 vs. NY Rangers
 Denis Potvin (2-3) 2/24/76 at Minnesota

Most Points, One Period: 6*

Bryan Trottier 12/23/78 vs. NY Rangers

Most Points, Center, One Season: 134

Bryan Trottier 1978-79

Most Points, Left Wing, One Season: 100

John Tonelli 1984-85

Most Points, Right Wing, One Season: 147

Mike Bossy 1981-82

Most Points, Defenseman, One Season: 101

Denis Potvin 1978-79

Most Points, Rookie, One Season: 95

Bryan Trottier 1975-76

Most Points, Rookie Defenseman, One Season: 56

Stefan Persson 1977-78

Most Point, Road Game: 6

Pat LaFontaine (3-3) 2/6/90 at Pittsburgh
 Pat LaFontaine (1-5) 1/11/90 at Minnesota

Longest Scoring Streak: 25

Bryan Trottier (28-27-55) 1981-82
 Began 1/21/82 vs. Pittsburgh
 Ended 3/13/82 at Los Angeles

Longest Scoring Streak - Defenseman: 11

Denis Potvin 1983-84

Longest Scoring Streak - Rookie: 11

Mike Bossy 1977-78
 Pat LaFontaine 1984-85

Most 100-point seasons: 7

Mike Bossy

Most 80 point seasons: 11

Bryan Trottier

Youngest with 3-Point Game: 19 years, 10 days

Pat LaFontaine 3/3/1984 at TOR

Youngest with 4-Point Game: 19 years, 10 days

Pat LaFontaine 3/3/1984 at TOR

Youngest with 5-Point Game: 19 years, 10 days

Pat LaFontaine 3/3/1984 at TOR

Youngest Defenseman with 3-Point Game: 19 years, 263 days

Bryan Berard 11/23/1996 at PHX

Youngest Defenseman with 4-Point Game: 20 years, 43 days

Denis Potvin 12/13/1973 vs. CAL

Most Multi-Point Games, One Season: 45

Mike Bossy 1981-82

Most Multi-Point Games, Defenseman, One Season: 34

Denis Potvin 1978-79

Most Multi-Point Games, Rookie, One Season: 28

Mike Bossy 1977-78

Longest Point Streak, Start of Career: 6

Bob Bourne 1974-75

Longest Point Streak, Start of Season: 12

Pierre Turgeon 1992-93

INDIVIDUAL RECORDS-GAMES

Most Games, Career: 1,123

Bryan Trottier 1975-76 - 1989-1990

Most Career Games by a Defenseman: 1,060

Denis Potvin 1973-74 - 1987-88

Most Consecutive Games: 576

Billy Harris 10/7/72-11/28/79

Most Consecutive Games by a Defenseman: 263

Ryan Pulock 12/29/17-11/15/21

Most Games, Season: 83

Pierre Turgeon 1992-93
 Benoit Hogue 1993-94
 Travis Green 1993-94



INDIVIDUAL RECORDS-GOALS

Most Goals, Career: 573	Pat Flatley 12/19/92 at Pittsburgh	Youngest Goal Scorer: 18 years, 35 days
Mike Bossy 1978-87	Mikko Makela 2/23/98 vs. Vancouver	Nino Niederreiter . . . 10/13/10 vs. Washington
Most Goals, One Season: 69	Butch Goring 11/19/83 vs. Pittsburgh	Youngest Goal Scorer, Defenseman: 19 years, 135 days
Mike Bossy 1978-79	Butch Goring 10/14/82 vs. Pittsburgh	Scott Lachance 3/5/92 at Chicago
Most Goals One Game: 5	Butch Goring 12/5/81 at Minnesota	Oldest Goal Scorer: 44 years, 42 days
John Tonelli 1/6/81 vs. Toronto	Denis Potvin 3/15/79 vs. Toronto	Zdeno Chara 4/29/22 vs. Tampa Bay
Bryan Trottier 2/13/82 vs. Philadelphia	Most Shorthanded Goals, One Period: 2	Most 20 Goal Seasons: 13
. 12/23/78 vs. NY Rangers	Michael Grabner 2/27/14 vs. Toronto	Bryan Trottier
Most Goals One Game, Defenseman: 3	Ziggy Palffy 4/17/99 at Pittsburgh	Most 30 Goal Seasons: 11
Denis Potvin (5X) . . . Last:3/4/82 vs. Toronto	Butch Goring 10/14/82 vs. Pittsburgh	Bryan Trottier
Jean Potvin 1/22/76 vs. Detroit	Most Hat Tricks, One Season: 9	Most 40 Goal Seasons: 9
Most Goals, One Period: 4	Mike Bossy 1980-81	Mike Bossy
Bryan Trottier 2/13/82 vs. Philadelphia	Most Hat Tricks, Career: 39	Most 50 Goal Seasons: 9
Most Goals, Center, One Season: 58	Mike Bossy 1978-87	Mike Bossy
Pierre Turgeon 1992-93	Most Overtime Goals, Career: 11	Most Multi-Goal Games, One Season: 17
Most Goals, Left Wing, One Season: 42	John Tavares 2014-15	Mike Bossy 1981-82
John Tonelli 1984-85	Most Overtime Goals, Season: 4	Most Multi-Goal Games, Defenseman, One Season: 7
Most Goals, Right Wing, One Season: 69	John Tavares 2014-15	Denis Potvin 1975-76
Mike Bossy 1978-79	Longest Goal-Scoring Streak: 11	Most Multi-Goal Games, Rookie, One Season: 12
Most Goals, Defenseman, One Season: 31	Pat LaFontaine (18 Goals) 1989-90	Mike Bossy 1977-78
Denis Potvin 1978-79	Began 12/15/89 at Washington	Longest Goal Streak, Start of Career: 3
. 1975-76	Ended 1/11/90 at Minnesota	Scott Howson 1984-85
Most Goals, Rookie, One Season: 53	Longest Goal-Scoring Streak, Defenseman: 4	Billy Harris 1972-73
Mike Bossy 1977-78	Bryan Berard 1997-98	Longest Goal Streak, Start of Season: 10
Most Goals, Road Game: 4	Tomas Jonsson 1984-85	Mike Bossy 1984-85
Brock Nelson 11/4/21 at Montreal	Denis Potvin 1978-79	Longest Goal Streak, Rookie: 7
Viktor Kozlov 12/3/06 at Rangers 1975-76	Mike Bossy 1977-78
Alexei Yashin 3/25/03 at Chicago	Longest Goal-Scoring Streak, Rookie: 7	
Ray Ferraro 1/7/92 at Detroit	Mike Bossy 1977-78	
Patrick Flatley 11/6/85 at Toronto	Most Consecutive Multi-Goal Games: 3	
Mike Bossy 11/1/84 at Montreal	Several Players	
Most Game-Winning Goals, One Season: 11	Last: Michael Grabner ... 2/10-2/13/11	
Mike Bossy 1983-84	Most Consecutive Multi-Goal Games, Rookie: 3	
Most Power Play Goals, One Season: 28	Michael Grabner . . . 2/10-2/13/11	
Mike Bossy 1980-81	Most Goals, Rookie, One Game: 3	
Most Power Play Goals, One Game: 4	Mathew Barzal 12/23/17 vs. Winnipeg	
Bryan Trottier 2/13/82 vs. Philadelphia	Michael Grabner . . . 2/13/11 at Buffalo	
Most Power Play Goals, One Period: 3	Niklas Anderson . . . 2/14/96 at Dallas	
Several Players	Pat LaFontaine 3/3/84 vs. Toronto	
Most Power Play Goals, Career: 180	Mats Hallin 3/19/83 vs. Philadelphia	
Mike Bossy	Brent Sutter 2/2/82 vs. Washington	
Most Shorthanded Goals, One Season: 7	Mike Bossy 2/4/78 vs. Washington	
Frans Nielsen 2010-11	Bryan Trottier 10/11/75 vs. Los Angeles	
Bob Bourne 1980-81	Bob Nystrom 1/31/74 at Los Angeles	
Most Shorthanded Goals, One Game: 2	Bob Cook 3/3/73 vs. Vancouver	
Michael Grabner 2/27/14 vs. Toronto	Germain Gagnon . . . 11/1/72 vs. California	
Mike Sillinger 1/22/08 at Carolina	Most Penalty Shots, Rookie: 1	
Ziggy Palffy 4/17/99 at Pittsburgh	Cole Bardreau 11/5/19 vs. Ottawa	
Trevor Linden 4/1/98 vs. Tampa Bay	Tim Connolly 3/21/00 vs. Pittsburgh	

INDIVIDUAL RECORDS-ASSISTS

Most Assists, Career: 853
 Bryan Trottier 1975-90

Most Assists, Career, Goalie: 19
 Rick DiPietro 2000-13

Most Assists, One Season: 87
 Bryan Trottier 1978-79

Most Assists, One Season, Goalie: 6
 Rick DiPietro 2007-08

Most Assists, Game: 6
 Mike Bossy 1/6/81 vs. Toronto

Most Assists, Road Game: 5
 Pat LaFontaine 1/11/90 at Minnesota

Most Assists, One Game, Rookie: 5
 Mathew Barzal 2/9/18 vs. Detroit
 Mathew Barzal 11/5/17 vs. Colorado

Most Assists, One Game, Rookie Defenseman: 4
 Ryan Pulock 1/20/18 at Chicago
 Jeff Norton 3/29/89 at New Jersey

Most Assists, One Game, Defenseman: 5
 Stefan Persson 1/24/81 vs. Quebec
 Denis Potvin 11/4/80 vs. Detroit

Most Assists, One Period: 4
 Clark Gillies 12/23/78 vs. NYR
 Mike Bossy 2/13/82 vs. PHI
 Wendel Clark 3/3/96 vs. WPG

Most Assists, Center, One Season: 87
 Bryan Trottier 1984-85
 1978-79

Most Assists, Left Wing, One Season: 58
 John Tonelli 1984-85
 1981-82

Most Assists, Right Wing, One Season: 83
 Mike Bossy 1981-82

Most Assists, Defenseman, One Season: 70
 Denis Potvin 1978-79

Most Assists, Rookie, One Season: 63
 Bryan Trottier 1975-76
 Mathew Barzal 2017-18

Most Assists, Rookie Defenseman, One Season: 50
 Stefan Persson 1977-78

Longest Assist Streak: 11
 Denis Potvin 1983-84

Longest Assist Streak, Defenseman: 11
 Denis Potvin 1983-84

Most Multi-Assist Games, One Season: 23
 Mike Bossy 1981-82

Most Multi-Assist Games, Defenseman, One Season: 17
 Denis Potvin 1975-76
 Denis Potvin 1978-79

Most Multi-Assist Games, Rookie, One Season: 15
 Bryan Trottier 1975-76

Longest Assist Streak, Start of Career: 4
 Bob Bourne 1974-75

Longest Assist Streak, Start of Season: 8
 Brent Sutter 1984-85

Longest Assist Streak, Defenseman, Start of Season: 5
 Mike McEwen 1981-82
 Tomas Jonsson 1987-88

INDIVIDUAL RECORDS-PENALTIES

Most PIM, Career: 1879
 Mick Vukota 1988-96

Most PIM, One Season: 356
 Brian Curran 1986-87

Most PIM, One Game: 42
 Mick Vukota 12/12/89 vs. New Jersey

Most PIM, One Period: 32
 Micheal Haley 2/11/1 vs. Pittsburgh (3rd)

Most PIM, Forward, One Season: 307
 Zenon Konopka 2010-11

Most PIM, Defenseman, One Season: 356
 Brian Curran 1986-87

Most PIM, Goaltender, One Season: 54
 Billy Smith 1978-79

Most PIM, Rookie, One Season: 242
 Rich Pilon 1988-89

INDIVIDUAL RECORDS-GOALTENDING

Most Games, Career: 674
 Bill Smith 1972-89

Most Minutes, Career: 38,129
 Bill Smith 1972-89

Most Shots, Career: 19,082
 Bill Smith 1972-89

Most Saves, Career: 17,074
 Bill Smith 1972-89

Most Victories, Career: 304
 Bill Smith 1972-89

Most Ties, Career: 104
 Bill Smith 1972-89

Most Shutouts, Career: 25
 Glenn Resch 1974-81

Most Games, One Season: 66
 Chris Osgood 2001-02

Most Minutes, One Season: 3742
 Chris Osgood 2001-02

Most Victories, One Season: 38
 Jaroslav Halak 2014-15

Most Ties, One Season: 17
 Bill Smith 1974-75

Highest Save Percentage, One Season: 0.930
 Robin Lehner 2018-19

Lowest Goals Against Average, One Season: 2.05
 Semyon Varlamov 2020-21*

Most Shutouts, One Season: 7
 Ilya Sorokin 2021-22
 Semyon Varlamov 2020-21*
 Glenn Resch 1975-76

Most Shutouts Combined, One Season: 11
 Robin Lehner (6)
 Thomas Greiss (5) 2018-19

Most Consecutive Shutouts: 3
 Semyon Varlamov 2020-21

Most Consecutive Shutouts, Home: 3
 Rick DiPietro 2006-07
 vs. Atlanta (6-0) 12/16/06
 vs. Columbus (4-0) 12/23/06
 vs. NY Rangers (2-0) 12/26/06
 Ron Hextall 1993-94
 vs. Ottawa (4-0) 2/19/94
 vs. Washington (4-0) 2/21/94
 vs. Philadelphia (2-0) 2/25/94

Longest Consecutive Shutout Sequence: 248:00
 Semyon Varlamov 2020-21

Longest Winning Streak: 11 games (11-0-0)
 Jaroslav Halak 2014-15

Longest Winning Streak, Home: 10 games (10-0-0)
 Billy Smith 1981-82

Longest Winning Streak, Road: 6 games (6-0-0)
 Billy Smith 1980-81
 Robin Lehner 2018-19

Longest Winning Streak, Rookie: 8 games
 Ilya Sorokin 2020-21

Longest Undefeated Streak: 23 games (15-0-8)
 Glenn Resch 1978-79
 Began 10/17/78 vs. Montreal
 Ended 1/17/79 at NY Rangers

Most Consecutive Starts: 20
 Ron Hextall 1993-94

Most Consecutive Games Played: 26
 Tommy Salo 1996-97

Most Goals, One Season: 1**
 Bill Smith 1979-80

Most Assists, One Season: 6
 Rick DiPietro 2007-08

Most Saves, One Game (No OT): 55
 Felix Potvin 4/12/99
 at New Jersey (4-2)

Most Saves, One Game (OT): 58
 Dwayne Roloson 11/23/09
 at Toronto (4-3 OT)

Most Saves in an NHL debut: 43
 Roberto Luongo 11/28/99
 at Boston (2-1)

Most Shots, One Game (OT): 61
 Dwayne Roloson 11/23/09
 at Toronto (4-3 OT)

Most Shots, One Game (No OT): 61
 Billy Smith 11/22/72
 at Philadelphia (3-5)

Youngest Goalie to Win a Game: 19 years, 150 days
 Rick DiPietro 2/16/01 at Edmonton

Youngest Goalie to Post a Shutout: 20 years, 154 days
 Eric Fichaud 4/6/96 vs. Buffalo

Most Consecutive Shutouts, Rookie: 2
 Chico Resch 1975-76
 Ilya Sorokin 2020-21

Longest Consecutive Shutout Streak, Rookie: 178:29
 Chico Resch 1975-76

*NHL Record **Ties NHL Record */ 56 Game Season



ALL-TIME SCORING (TOP 50 NEW YORK ISLANDERS PLAYERS)

PLAYER	GP	G	A	PTS	PIM	PPG	SHG	GWG	GTG
1. Bryan Trottier	1123	500	853	1353	798	158	17	69	13
2. Mike Bossy	752	573	553	1126	210	180	8	80	15
3. Denis Potvin	1060	310	742	1052	1356	127	10	44	9
4. Clark Gillies	872	304	359	663	891	92	0	41	13
5. John Tavares	669	272	349	621	307	83	3	42	0
6. Brent Sutter	694	287	323	610	761	90	12	37	6
7. Josh Bailey	1057	184	396	580	241	34	6	24	0
8. Pat LaFontaine	530	287	279	566	309	79	5	35	6
9. John Tonelli	594	206	338	544	473	35	3	29	7
10. Bob Bourne	814	238	304	542	542	38	16	37	8
11. Bob Nystrom	900	235	278	513	1248	27	0	38	11
12. Derek King	638	211	288	499	344	81	1	30	4
13. Patrick Flatley	712	160	328	488	660	42	6	21	1
14. BROCK NELSON	758	241	221	462	276	51	1	39	0
15. Bill Harris	623	184	259	443	296	38	3	24	11
16. ANDERS LEE	678	240	176	416	399	68	0	38	0
17. Kyle Okposo	529	139	230	369	310	35	0	22	0
T17. Stefan Persson	622	52	317	369	574	30	0	7	1
19. MATHEW BARZAL	420	105	257	362	214	18	0	16	0
20. Frans Nielsen	606	119	230	349	112	26	15	13	0
21. Pierre Turgeon	255	147	193	340	70	50	6	24	2
22. Tomas Jonsson	532	84	249	333	460	22	3	12	2
23. Zigmund Palffy	331	168	163	331	173	46	9	19	2
24. Mariusz Czerkawski	470	145	150	295	183	47	1	14	6
25. Duane Sutter	547	121	171	292	893	14	0	8	0
26. Alexei Yashin	346	119	171	290	179	47	0	18	0
27. Ed Westfall	493	105	181	286	134	23	8	7	6
T28. Jason Blake	426	127	131	258	268	31	8	17	0
T28. Steve Thomas	275	118	140	258	381	35	0	16	3
30. David Volek	396	95	154	249	201	29	1	11	1
31. Nick Leddy	518	45	198	243	111	13	0	5	0
32. Ray Ferraro	316	116	122	238	297	22	0	10	7
33. Travis Green	388	92	145	237	258	34	1	9	3
34. Kenny Jonsson	597	57	175	232	260	27	2	4	0
35. Greg Gilbert	425	93	138	231	324	10	1	7	0
T36. Benoit Hogue	258	105	124	229	282	23	8	14	1
T36. Trent Hunter	459	99	130	229	201	24	1	16	0
38. Matt Moulson	304	118	105	223	60	44	0	13	0
39. CASEY CIZIKAS	745	97	125	222	364	1	10	19	0
40. Mikko Makela	307	95	124	219	98	31	2	10	2
41. Mark Parrish	345	118	96	214	122	43	1	25	0
T42. Garry Howatt	596	93	120	213	1466	2	0	12	8
T42. Jean Potvin	402	46	167	213	330	22	3	7	1
44. Anders Kallur	383	101	110	211	149	17	19	12	7
45. Anthony Beauvillier	457	102	107	209	83	15	1	19	0
46. Marty McInnis	337	79	119	198	115	9	7	9	2
47. Wayne Merrick	411	81	116	197	135	9	0	14	0
48. Butch Goring	332	87	108	195	30	7	18	10	2
49. Jeff Norton	282	22	166	188	232	13	2	1	0
50. Lorne Henning	544	73	111	184	102	2	18	9	5



ALL-TIME SCORING (586 Total Players)

PLAYER	GP	G	A	PTS	PIM	PLAYER	GP	G	A	PTS	PIM
Mark Streit	286	40	139	179	178	Bruno Gervais	331	9	59	68	164
Randy Wood	381	84	78	172	294	Mike McEwen	143	12	55	67	82
Ryan Pulock	428	43	129	172	79	Doug Crossman	96	16	50	66	66
Claude Lapointe	535	76	95	171	354	Mike York	107	19	46	65	44
Jean-Paul Parise	240	73	98	171	160	Trevor Linden	107	28	36	64	65
Shawn Bates	330	58	112	170	222	Doug Weight	107	13	51	64	73
Jordan Eberle	272	76	93	169	66	Gord Dineen	287	11	53	64	380
Jude Drouin	250	64	105	169	103	Germain Gagnon	125	20	43	63	39
Dave Scatchard	347	81	87	168	504	Bryan McCabe	220	18	45	63	466
Miroslav Satan	243	78	88	166	139	Gary Nylund	211	11	52	63	376
Cal Clutterbuck	636	74	90	164	329	Oliver Wahlstrom	161	32	29	61	131
Oleg Kvasha	332	60	96	156	250	Gord Lane	305	9	51	60	614
Alan Kerr	326	69	85	154	691	Rich Pilon	509	6	54	60	1525
Roman Hamrik	300	43	110	153	325	Brian Spencer	132	19	40	59	155
Matt Martin	766	69	78	147	942	Billy Carroll	200	19	37	56	74
Travis Hamonic	444	26	120	146	452	Mathieu Schneider	78	14	42	56	123
Michael Grabner	297	90	54	144	50	Bob Lorimer	220	8	47	55	172
Michael Peca	222	49	93	142	176	Pat Price	182	8	45	53	104
Dave Lewis	514	24	117	141	407	Viktor Kozlov	81	25	26	51	28
Robert Reichel	164	49	91	140	86	Hubie McDonough	139	31	19	50	51
Bryan Smolinski	227	57	82	139	108	Ken Leiter	139	14	36	50	62
Brad Isbister	247	67	68	135	306	Jack Hillen	175	8	42	50	109
Tom Kurvers	192	26	108	134	115	Steve Tambellini	107	24	25	49	21
Johnny Boychuk	404	35	96	131	133	Bill Berg	154	21	28	49	154
Bryan Berard	242	31	100	131	267	Mattias Weinhandl	155	16	33	49	50
Gerry Hart	476	20	108	128	783	Steve Konroyd	169	8	41	49	187
Ryan Strome	258	45	81	126	123	Don Maloney	91	16	32	48	53
Vladimir Malakhov	166	27	98	125	171	Leo Komarov	164	11	37	48	67
Adam Pelech	442	25	99	124	174	Rob Schremp	89	17	30	47	20
Blake Comeau	261	56	65	121	143	Bob Bassen	184	16	31	47	215
Noah Dobson	238	30	91	121	143	Mats Lindgren	134	20	26	46	52
Brad Dalgarno	321	49	71	120	332	Darius Kasparaitis	232	6	40	46	439
Richard Park	316	45	75	120	115	Jeff Tambellini	176	18	28	46	68
PA Parenteau	161	38	82	120	135	Devon Toews	116	11	35	46	20
Thomas Hickey	456	22	95	117	190	Dennis Vaske	232	5	41	46	247
Adrian Aucoin	235	33	80	113	186	Sergei Nemchinov	141	18	27	45	46
Scott Mayfield	428	25	86	111	395	Mick Vukota	500	16	29	45	1879
Ralph Stewart	199	49	61	110	24	Lubomir Visnovsky	82	11	34	45	38
Jean-Gabriel Pageau	208	47	62	109	71	Jason Chimer	140	22	22	44	75
Radek Martinek	479	24	85	109	280	Mikhail Grabovski	109	18	26	44	41
Dave Langevin	422	12	95	107	465	Thomas Vanek	47	17	27	44	34
Arron Asham	300	47	58	105	315	Janne Niinimaa	136	11	33	44	140
Scott Lachance	450	26	79	105	348	Joe Reekie	151	8	36	44	224
Ken Morrow	550	17	88	105	309	Tom Poti	78	6	38	44	74
Andre St. Laurent	261	38	66	104	191	Wendel Clark	58	24	19	43	60
Brad Lauer	259	38	60	98	200	Mark Lawrence	127	18	25	43	98
Bert Marshall	392	8	87	95	318	Colin McDonald	133	17	26	43	66
Uwe Krupp	180	22	72	94	140	Dave Hudson	132	14	29	43	24
Gerald Diduck	314	26	63	89	580	Zdeno Chara	303	8	35	43	432
Paul Boutilier	213	20	69	89	250	Jon Sim	162	23	19	42	110
Andrew MacDonald	295	17	72	89	139	Sebastian Aho	132	9	32	41	40
Mike Sillinger	141	42	45	87	74	Alezei Zhitnik	89	7	33	40	128
Chris Campoli	228	20	63	83	128	Marc-Andre Bergeron	69	15	23	39	26
Mike Kaszycki	145	30	51	81	76	Dale Henry	132	13	26	39	263
Calvin de Haan	304	12	69	81	118	Freddy Meyer	178	11	28	39	100
Sean Bergenheim	246	40	40	80	195	Randy Boyd	85	9	29	38	116
Bill Guerin	142	39	41	80	128	Mike Watt	120	13	23	36	29
Todd Bertuzzi	192	35	45	80	209	Tom Chorske	84	12	24	36	41
Nikolay Kulemin	262	37	42	79	61	Eric Cairns	327	9	27	36	814
Niklas Andersson	138	29	50	79	77	Josef Vasicek	81	16	19	35	53
Tim Connolly	163	24	51	75	86	Brad Boyes	48	10	25	35	16
Andrew Ladd	181	39	33	72	89	Brendan Witt	247	5	30	35	321
Andy Hilbert	218	27	44	71	74	Alexander Semak	69	20	14	34	68
Kyle Palmieri	141	33	37	70	83	Ruslan Fedotenko	67	16	17	33	40
Zach Parise	164	36	33	69	52	Tom Miller	89	15	18	33	25
Craig Cameron	185	35	34	69	59	Bill Muckalt	72	15	18	33	37
Mike Comrie	107	28	41	69	113	Brian Mullen	81	18	14	32	28
Rich Kromm	183	27	42	69	48	Jason Wiemer	94	10	22	32	140
Tom Fitzgerald	205	25	44	69	100	Derick Brassard	66	10	22	32	16
Bill MacMillan	231	32	36	68	51	Wayne McBean	120	8	24	32	95
						Valtteri Filppula	72	17	14	31	16



ALL-TIME SCORING (CONT.)

PLAYER	GP	G	A	PTS	PIM	PLAYER	GP	G	A	PTS	PIM
David Chyzowski	118	15	16	31	138	Dmitri Nabokov	30	4	9	13	18
Chris Simon	95	11	19	30	118	Doug Houda	101	3	10	13	146
Andy Sutton	135	7	23	30	199	Brent Severny	84	2	11	13	214
Kip Miller	54	8	21	29	8	Jim Mair	49	2	11	13	41
Jorgen Jonsson	68	11	17	28	16	Bill Smith	674	1	12	13	484
Milan Jurcina	111	7	21	28	60	Ken Baumgartner	175	1	12	13	678
Dennis Seidenberg	101	5	22	27	49	Brad Lukowich	57	1	12	13	32
Brent Sopol	57	2	25	27	64	Claude Loiselle	69	7	5	12	152
Mats Hallin	108	14	12	26	103	Bob Sweeney	66	6	6	12	59
Josh Green	49	12	14	26	41	Brian Lavender	42	6	6	12	47
Randy Robitaille	60	7	19	26	24	Keith Aucoin	41	6	6	12	4
Brian Strait	170	6	20	26	87	Mike Hough	85	5	7	12	29
Kieffer Bellows	68	11	14	25	25	Arnie Brown	48	4	8	12	27
Tim Jackman	159	10	15	25	310	Dean Chynoweth	147	2	10	12	408
Shane Prince	84	9	16	25	33	Martin Straka	22	2	10	12	6
Dave McLlwain	58	9	16	25	28	Raimo Helminen	24	1	11	12	4
Sean Hill	81	1	24	25	110	Aris Brimanis	74	2	9	11	32
Adam Creighton	66	15	9	24	102	Marty Reasoner	92	1	10	11	38
Ross Johnston	134	9	15	24	283	Sven Butenschon	78	1	10	11	56
Cliff Ronning	40	9	15	24	2	Bill Mikkelsen	72	1	10	11	45
Hector Marini	46	8	16	24	95	Brian Curran	90	0	11	11	424
Roger Kortko	79	7	17	24	28	Brent Hughes	51	7	3	10	57
Joshua Ho-Sang	53	7	17	24	20	Neal Coulter	26	5	5	10	11
Barry Richter	72	6	18	24	34	Nate Thompson	82	3	7	10	88
Dan Plante	159	9	14	23	135	Bryan Lefley	69	3	7	10	56
Gino Odjick	82	9	13	22	254	Simon Holmstrom	50	6	3	9	0
Alexander Romanov	76	2	22	42	43	Joe Sacco	98	6	3	9	55
Alan Quine	84	6	16	22	12	Pierre Engvall	18	5	4	9	6
Olli Jokinen	82	11	10	21	80	Juraj Kolnik	36	6	3	9	12
Ernie Hicke	76	8	13	21	99	Troy Loney	26	5	4	9	23
Michael Dal Colle	112	8	13	21	18	Mathieu Biron	74	4	5	9	50
James Wisniewski	32	3	18	21	18	Brian Rolston	49	4	5	9	6
Reed Larson	33	7	13	20	35	Robin Salo	32	3	6	9	8
Dave Fortier	124	6	14	20	147	Pierre-Marc Bouchard	28	4	5	9	12
Garry Galley	56	6	14	20	59	Justin Mapletoft	38	3	6	9	8
Robert Nilsson	53	6	14	20	26	Zenon Konopka	82	2	7	9	307
Terry Crisp	52	4	16	20	6	Keith Acton	71	2	7	9	50
Hudson Fasching	49	10	9	19	10	Jason Krog	28	2	7	9	6
Dick Tarnstrom	62	3	16	19	38	Dean McAmmond	18	2	7	9	8
Marc Bergevin	76	2	17	19	92	Craig Ludwig	75	1	8	9	77
Matt Donovan	67	2	17	19	26	Joel Bouchard	25	1	8	9	23
Rick DiPietro	318	0	19	19	129	Glenn Resch	282	0	9	9	22
Ted Donato	56	7	11	18	27	Ray Giroux	16	0	9	9	12
Steve Webb	316	5	13	18	530	Rob DiMaio	74	6	2	8	75
Chris Luongo	138	5	13	18	104	Scott Howson	18	5	3	8	4
Mark Hamway	53	5	13	18	9	Ken Belanger	71	4	4	8	260
Mattias Timander	85	4	14	18	26	Gilles Thibeau	20	4	4	8	17
Taylor Pyatt	78	4	14	18	39	Jari Gronstrand	44	3	5	8	29
Andy Greene	134	3	15	18	18	Tanner Fritz	42	3	5	8	10
Bob Cook	55	10	7	17	18	Jason Dawe	35	3	5	8	14
Derek Armstrong	70	7	10	17	47	David Harlock	70	2	6	8	68
Don Blackburn	56	7	10	17	20	Richie Hansen	18	2	6	8	4
Ari Haanpaa	60	6	11	17	37	Brian Marchinko	14	2	6	8	0
Jamie Heward	54	6	11	17	26	Jeff Hamilton	14	2	6	8	8
Dylan Reese	74	3	14	17	40	Kelly Hrudey	241	0	8	8	105
Jeff Finley	87	1	16	17	51	Steve Staios	65	0	8	8	53
Jamie Rivers	75	1	16	17	84	Wyatt Smith	42	0	8	8	26
Justin Papineau	69	9	7	16	8	John Tucker	20	3	4	7	4
Bo Horvat	30	7	9	16	6	Brett Lindros	51	2	5	7	147
Marek Zidlicky	53	4	12	16	20	Peter Regin	44	2	5	7	18
Michel Bergeron	25	9	6	15	2	Andrey Vasilyev	15	2	5	7	6
Jesse Joensuu	67	8	7	15	47	Mark Eaton	96	1	6	7	18
Doug Rombough	40	8	7	15	14	Branislav Mezei	66	1	6	7	65
Tom Kuhnhackl	64	7	8	15	12	Eric Boulton	54	4	2	6	156
Kirk Muller	27	7	8	15	29	Jeremy Colliton	57	3	3	6	26
Ryan Smyth	18	5	10	15	14	Jeff Toms	39	2	4	6	10
Daniel Marois	40	4	10	14	53	Johan Davidsson	14	2	4	6	0
Bob Beers	35	2	12	14	16	Kevin Miller	33	1	5	6	13
Paul Kruse	110	10	3	13	249	Kevin Haller	31	1	5	6	58
David Ullstrom	49	6	7	13	12	Stephen Gionta	31	1	5	6	2
Eric Brewer	89	5	8	13	52	Steve Bernier	28	1	5	6	9



ALL-TIME SCORING (CONT.)

PLAYER	GP	G	A	PTS	PIM
Glenn Healy	176	.0	6.	6.	41
Mark Fitzpatrick	129	.0	6.	6.	30
David Maley	37	.0	6.	6.	74
Raffi Torres	31	.0	6.	6.	16
Marko Kiprusoff	27	.0	6.	6.	4
J.J. Daigneault	18	.0	6.	6.	21
Vladimir Orszagh	34	.3	2.	5.	12
Yan Kaminsky	25	.3	2.	5.	4
Austin Czarnik	15	.2	3.	5.	0
Eric Godard	107	.2	3.	5.	260
Andreas Johansson	18	.2	3.	5.	0
Tyler Kennedy	13	.2	3.	5.	2
Eric Manlow	26	.2	3.	5.	6
Evgeny Korolev	42	.1	4.	5.	14
Mike Stapleton	34	.1	4.	5.	2
Ron Sutter	27	.1	4.	5.	21
Ty Wishart	21	.1	4.	5.	10
Craig Janney	18	.1	4.	5.	4
Darby Hendrickson	16	.1	4.	5.	33
Chris Marinucci	12	.1	4.	5.	2
Mike Iggulden	11	.1	4.	5.	4
Roland Melanson	136	.0	5.	5.	50
Evgeni Nabokov	123	.0	5.	5.	16
Matt Carkner	75	.0	5.	5.	195
Mike Mottau	49	.0	5.	5.	23
Neil Nicholson	39	.3	1.	4.	23
Yvon Vautour	17	.3	1.	4.	24
Derek Laxdal	16	.3	1.	4.	4
Ron Stewart	22	.2	2.	4.	4
Iain Fraser	7	.2	2.	4.	2
Steve Martins	39	.1	3.	4.	20
Vladimir Chebaturkin	27	.1	3.	4.	20
Chris Ferraro	11	.1	3.	4.	8
Otto Koivula	28	.0	4.	4.	6
Chris Osgood	103	.0	4.	4.	22
Ray Schultz	45	.0	4.	4.	155
Ken Murray	39	.0	4.	4.	59
Dustin Kohn	22	.0	4.	4.	4
Chris Taylor	22	.0	4.	4.	4
Paul Stanton	18	.0	4.	4.	9
Milan Tichy	10	.0	4.	4.	10
Samuel Bolduc	17	.2	1.	3.	2
Nino Niederreiter	64	.2	1.	3.	20
Trevor Gillies	56	.2	1.	3.	240
Ted Drury	55	.2	1.	3.	31
Micheal Haley	43	.2	1.	3.	151
Jay Pandolfo	62	.1	2.	3.	8
Thomas Pock	59	.1	2.	3.	35
Aaron Ness	29	.1	2.	3.	12
Greg Parks	23	.1	2.	3.	4
Cory Conacher	15	.1	2.	3.	14
Darren Van Impe	14	.1	2.	3.	16
Richard Zednik	10	.1	2.	3.	2
Graeme Townshend	9	.1	2.	3.	0
Thomas Greiss	193	.0	3.	3.	6
Tommy Salo	187	.0	3.	3.	47
Jaroslav Halak	177	.0	3.	3.	6
Ron Hextall	65	.0	3.	3.	52
Denis Grebeshkov	21	.0	3.	3.	8
Mikael Andersson	19	.0	3.	3.	4
Ian Herbers	6	.0	3.	3.	2
Aatu Raty	12	.2	0.	2.	4
Mike Walsh	14	.2	0.	2.	4
Cole Bardreau	11	.1	1.	2.	8
Andy Andreoff	9	.1	1.	2.	0
Rob Davison	34	.1	1.	2.	53
Petteri Nokelainen	15	.1	1.	2.	4
Brandon Davidson	15	.1	1.	2.	4
Pat Conacher	13	.1	1.	2.	0
Travis Zajac	13	.1	1.	2.	0
Ron Smith	11	.1	1.	2.	14

PLAYER	GP	G	A	PTS	PIM
Richard Grenier	10	.1	1.	2.	2
Sean Haggerty	10	.1	1.	2.	4
Drew Fata	8	.1	1.	2.	9
Dane Jackson	8	.1	1.	2.	4
Rob Collins	8	.1	1.	2.	0
Ted Crowley	6	.1	1.	2.	0
Kael Mouillierat	6	.1	1.	2.	8
Todd McLellan	5	.1	1.	2.	0
Craig Berube	38	.0	2.	2.	54
Aaron Johnson	30	.0	2.	2.	30
Ken Sutton	21	.0	2.	2.	8
Joe Callahan	18	.0	2.	2.	5
Allan Rourke	17	.0	2.	2.	4
Kevin Czuczman	13	.0	2.	2.	14
Craig Darby	13	.0	2.	2.	0
Ron Handy	10	.0	2.	2.	0
Tony Hrkac	7	.0	2.	2.	0
Paul Guay	3	.0	2.	2.	2
Semyon Varlamov	112	.0	1.	1.	0
John Erskine	34	.1	0.	1.	99
Mike Halmo	20	.1	0.	1.	32
Grant Hutton	16	.1	0.	1.	4
Chris Wagner	15	.1	0.	1.	2
Jason Holland	12	.1	0.	1.	4
Ben Walter	12	.1	0.	1.	0
Danton Cole	10	.1	0.	1.	0
John Persson	10	.1	0.	1.	6
Paul Gagne	9	.1	0.	1.	4
Mike Stevens	9	.1	0.	1.	14
Trevor Smith	7	.1	0.	1.	0
Rod Dallman	4	.1	0.	1.	21
Kurtis McLean	4	.1	0.	1.	0
Shawn Evans	2	.1	0.	1.	0
Garth Snow	127	.0	1.	1.	66
Eric Fichaud	75	.0	1.	1.	2
Wade Flaherty	60	.0	1.	1.	6
Jamie McLennan	56	.0	1.	1.	10
Joey MacDonald	51	.0	1.	1.	6
Al Montoya	51	.0	1.	1.	4
Kevin Poulin	50	.0	1.	1.	0
Robin Lehner	46	.0	1.	1.	0
Jeff Hackett	43	.0	1.	1.	6
Kevin Weekes	36	.0	1.	1.	0
Tim Wallace	31	.0	1.	1.	6
Martin Biron	29	.0	1.	1.	2
Joel Rechlicz	23	.0	1.	1.	95
Mike Dunham	19	.0	1.	1.	0
Jason Strudwick	18	.0	1.	1.	43
Joe Finley	16	.0	1.	1.	20
Jarrett Deuling	15	.0	1.	1.	11
Micah Aivazoff	12	.0	1.	1.	6
Anders Myrvold	12	.0	1.	1.	0
Mark Katic	11	.0	1.	1.	4
Darcy Regier	11	.0	1.	1.	7
Johan Sundstrom	11	.0	1.	1.	6
Luca Sbisa	9	.0	1.	1.	4
Matt Spiller	9	.0	1.	1.	2
Justin DiBenedetto	8	.0	1.	1.	2
Griffin Reinhart	8	.0	1.	1.	6
Mark Flood	6	.0	1.	1.	0
Walt Ledingham	6	.0	1.	1.	0
John Namestnikov	6	.0	1.	1.	4
Garth MacGuigan	5	.0	1.	1.	2
Darryl Bootland	4	.0	1.	1.	2
Bracklen Kearns	4	.0	1.	1.	6
Richard Panik	4	.0	1.	1.	0
Alexander Karpovtsev	3	.0	1.	1.	4
Brandon Devine	2	.0	1.	1.	8
Dallas Eakins	2	.0	1.	1.	2
Dean Malkoc	2	.0	1.	1.	7
Scott Pearson	2	.0	1.	1.	0



ALL-TIME SCORING (CONT.)

PLAYER	GP	G	A	PTS	PIM	PLAYER	GP	G	A	PTS	PIM
Jason Herter	1	0	1	1	0	Grigori Pantelev	4	0	0	0	0
Parker Wotherspoon	12	0	1	1	4	Jason Simon	4	0	0	0	34
Gerry Desjardins	80	0	0	0	0	Derek Bekar	4	0	0	0	2
Tommy Soderstrom	78	0	0	0	9	Arnaud Durandeau	4	0	0	0	0
Ilya Sorokin	74	0	0	0	0	Nikita Soshnikov	3	0	0	0	0
Dwayne Roloson	50	0	0	0	14	Kip Brennan	3	0	0	0	12
John Vanbiesbrouck	44	0	0	0	8	Braydon Coburn	3	0	0	0	4
Wade Dubielewicz	37	0	0	0	0	Mike Donnelly	3	0	0	0	2
Felix Potvin	33	0	0	0	2	Jim Dowd	3	0	0	0	0
Yann Danis	31	0	0	0	0	Brent Grieve	3	0	0	0	7
Joe Day	24	0	0	0	30	Matt Keith	3	0	0	0	0
Roberto Luongo	24	0	0	0	0	Matt Koalska	3	0	0	0	2
Tomi Pettinen	24	0	0	0	18	Peter Mannino	3	0	0	0	0
Anders Nilsson	23	0	0	0	2	Bob McGill	3	0	0	0	5
Steve Weeks	23	0	0	0	2	Petr Mika	3	0	0	0	0
Jean-Francois Berube	21	0	0	0	0	Alain Nasreddine	3	0	0	0	2
Mitch Fritz	20	0	0	0	42	Brandon Smith	3	0	0	0	0
Chad Johnson	19	0	0	0	0	Brad Turner	3	0	0	0	0
Warren Luhning	19	0	0	0	8	Dennis Cholowski	2	0	0	0	0
Chris Pryor	18	0	0	0	51	Taylor Beck	2	0	0	0	2
Steve Regier	18	0	0	0	4	Richard Brodeur	2	0	0	0	0
Kevin Colley	16	0	0	0	52	Ryan Caldwell	2	0	0	0	2
Christopher Gibson	14	0	0	0	0	Glenn Johannesen	2	0	0	0	0
Jesse Belanger	12	0	0	0	2	Justin Johnson	2	0	0	0	7
Mark Janssens	12	0	0	0	34	Dale Kushner	2	0	0	0	2
Eric Boguniecki	11	0	0	0	8	Dave Pulkkinen	2	0	0	0	0
Robert Petrovicky	11	0	0	0	4	Scott Scissons	2	0	0	0	0
Brett Skinner	11	0	0	0	4	Harry Zolnierczyk	2	0	0	0	0
Mike Hordy	11	0	0	0	7	Bruce Affleck	1	0	0	0	0
Jim Cummins	10	0	0	0	31	Sean Bentivoglio	1	0	0	0	2
Nathan Lawson	10	0	0	0	0	Matt Campanale	1	0	0	0	0
Alex McKendry	10	0	0	0	2	Jamie Doornbosch	1	0	0	0	0
Randy Hillier	8	0	0	0	11	Jamie Fraser	1	0	0	0	0
Chris Terreri	8	0	0	0	2	Gerry Gray	1	0	0	0	0
Danny Lorenz	8	0	0	0	0	Neil Hawryliw	1	0	0	0	0
Dave Archibald	7	0	0	0	4	Goran Hogosta	1	0	0	0	0
Tom Draper	7	0	0	0	0	Cole Jarret	1	0	0	0	0
Corey Foster	7	0	0	0	2	Mike Kennedy	1	0	0	0	2
Rhett Rakhshani	7	0	0	0	0	Anton Klementyev	1	0	0	0	0
Marcel Cousineau	6	0	0	0	0	Daniel Lacroix	1	0	0	0	0
Mike MacWilliam	6	0	0	0	14	Paul LaDue	1	0	0	0	0
Stephen Valiquette	6	0	0	0	0	Jeff Libby	1	0	0	0	0
Bob Halkidis	5	0	0	0	30	Greg Mauldin	1	0	0	0	0
Steve Junker	5	0	0	0	0	Masi Marjamaki	1	0	0	0	0
Alexandre Kharitonov	5	0	0	0	4	Jason Podollan	1	0	0	0	2
Michal Neuvirth	5	0	0	0	0	Dave Roche	1	0	0	0	0
Deron Quint	5	0	0	0	0	Cory Schneider	1	0	0	0	0
Jason Widmer	5	0	0	0	7	Shane Sims	1	0	0	0	0
Shawn Byram	4	0	0	0	14	Vern Smith	1	0	0	0	0
Brett Gallant	4	0	0	0	17	Victor Teal	1	0	0	0	0
Rick Green	4	0	0	0	0	William Dufour	1	0	0	0	0
Mikko Koskinen	4	0	0	0	0	Dmytro Timashov	1	0	0	0	0
Randy Johnston	4	0	0	0	4	Marko Tuomainen	1	0	0	0	0
Connor Jones	4	0	0	0	2	Nick Vachon	1	0	0	0	0
Alan Letang	4	0	0	0	0						
George Maneluk	4	0	0	0	2						
Todd Okerlund	4	0	0	0	2						



ALL-TIME GOALTENDING (54)

PLAYER	GP	MINs	GA	SO	GAA	SV*	SOG*	SV%*	RECORD
Bill Smith	674	38124	2008	22	3.16	17074	19082	.895	304-230-104
Rick DiPietro	318	18198	871	16	2.87	9786	8915	.902	130-136-36
Glenn Resch	282	16408	699	25	2.56	7175	7874	.902	157-69-47
Kelly Hrudey	241	13617	787	6	3.47	6331	7118	.889	106-90-26
Tommy Salo	187	10568	488	14	2.77	4512	5000	.902	62-94-21
Thomas Greiss	193	10482	471	10	2.70	5081	5552	.915	101-60-17
Jaroslav Halak	177	10270	460	12	2.69	4826	5286	.913	88-65-19
Glenn Healy	176	9810	564	4	3.45	4564	5128	.890	66-79-21
Roland Melanson	136	7639	400	1	3.14	1235	1380	.895	77-34-14
Ilya Sorokin	136	7931	309	16	2.34	3735	4044	.924	70-46-18
Semyon Varlamov	135	7761	329	13	2.54	3636	3965	.917	59-51-14
Mark Fitzpatrick	129	7396	420	3	3.41	3440	3860	.891	51-53-17
Garth Snow	127	6718	309	4	2.76	2887	3196	.903	44-52-13
Evgeni Nabokov	123	7107	307	9	2.59	3089	3396	.910	57-43-18
Chris Osgood	103	5736	253	6	2.65	2386	2639	.904	49-39-10
Gerry Desjardins	80	4443	295	0	4.00	2188	2484	.881	14-52-9
Tommy Soderstrom	78	3940	237	3	3.61	1850	2087	.886	19-34-9
Eric Fichaud	75	3800	199	1	3.14	1779	1978	.899	19-34-9
Dwayne Roloson	70	4103	198	1	2.90	1986	2184	.909	29-31-8
Ron Hextall	65	3581	184	5	3.08	1617	1801	.898	27-26-6
Wade Flaherty	60	2941	139	4	2.84	742	881	.842	15-26-6
Jamie McLennan	56	3108	167	0	3.22	1353	1520	.890	17-27-9
Joey MacDonald	51	2913	163	1	3.36	1494	1657	.902	14-27-7
Al Montoya	51	2874	135	1	2.82	1282	1417	.905	18-16-10
Kevin Poulin	50	2736	140	0	3.07	1252	1392	.899	18-25-3
Robin Lehner	46	2616	93	6	2.13	1230	1323	.930	25-13-5
John Vanbiesbrouck	44	2390	120	1	3.01	1057	1177	.898	10-25-5
Jeff Hackett	43	2169	130	0	3.60	940	1070	.879	9-25-1
Wade Dubielewicz	37	1926	82	0	2.55	938	1020	.920	16-13-2
Kevin Weekes	36	2026	115	1	3.41	1058	1173	.902	10-20-4
Felix Potvin	33	1879	105	1	3.35	872	977	.893	7-21-4
Yann Danis	31	1760	84	2	2.86	849	933	.910	10-17-3
Martin Biron	29	1634	89	1	3.27	770	859	.896	9-14-4
Roberto Luongo	24	1292	70	1	3.25	660	730	.904	7-14-1
Anders Nilsson	23	1319	67	1	3.05	593	660	.898	9-9-2
Steve Weeks	23	1032	62	0	3.60	504	566	.890	9-4-2
Jean-Francois Berube	21	926	48	0	3.11	900	481	.433	6-4-3
Chad Johnson	19	1053	54	0	3.08	434	488	.889	8-8-1
Mike Dunham	19	979	61	0	3.74	491	552	.889	4-10-3
Christopher Gibson	14	661	38	0	3.45	356	394	.904	3-4-3
Nathan Lawson	10	384	26	0	4.06	217	243	.893	1-4-2
Chris Terreri	8	443	18	0	2.44	187	205	.912	2-4-1
Danny Lorenz	8	357	25	0	4.20	149	174	.856	1-5-0
Tom Draper	7	227	16	0	4.23	102	118	.864	1-3-0
Marcel Cousineau	6	293	14	0	2.87	105	119	.882	0-4-0
Stephen Valiquette	6	193	6	0	1.87	111	117	.949	2-0-0
Michal Neuvirth	5	306	15	0	2.94	111	126	.881	1-3-1
Mikko Koskinen	4	208	15	0	4.33	103	118	.873	2-1-0
George Maneluk	4	140	15	0	6.43	79	94	.840	1-1-0
Peter Mannino	3	133	10	0	4.51	77	87	.885	1-1-0
Richard Brodeur	2	80	6	0	4.50	29	35	.829	1-0-0
Cory Schneider	1	60	3	0	3.00	27	30	.900	1-0-0
Gerry Gray	1	60	5	0	5.00	29	34	.853	0-1-0
Goran Hogosta	1	9	0	0	0.00	3	3	1.000	0-0-0





DRAFT HISTORY

RD	OVERALL	PLAYER	POS	RD	OVERALL	PLAYER	POS	RD	OVERALL	PLAYER	POS	RD	OVERALL	PLAYER	POS
1972 (14)				1976 (6)				1982 (12)				1986 (14)			
1	1.	Bill Harris	RW	1	14.	Alex McKendry	LW/RW	1	21.	Patrick Flatley	RW	1	17.	Tom Fitzgerald	C
2	17.	Lorne Henning	C	2	32.	Mike Kaszycki	C	2	42.	Vern Smith	D	2	38.	Dennis Vaske	D
3	33.	Bob Nystrom	RW	3	50.	Garth MacGuigan	C	3	63.	Garry Lacey	LW	3	59.	Bill Berg	D
4	49.	Ron Smith	D	4	68.	Ken Morrow	D	4	84.	Alan Kerr	LW	4	80.	Shawn Byram	LW
5	65.	Richard Grenier	LW	5	86.	Mike Hordy	D	5	105.	Rene Breton	C	5	101.	Dean Sexsmith	C
6	81.	Derek Black	C/LW	6	104.	Yvon Vautour	RW	6	126.	Roger Kortko	C	5	104.	Todd McLellan	C
7	97.	Richard Brodeur	G					7	147.	John Tiano	C	6	122.	Tony Schmalzbauer	D
7	101.	Don McLaughlin	LW	1977 (8)				8	168.	Todd Okerlund	RW	7	138.	Will Anderson	D
8	113.	Derek Kuntz	LW	1	15.	Mike Bossy	RW	9	189.	Gord Paddock	D	7	143.	Rich Pilon	D
8	117.	Rene Levasseur	D	2	33.	John Tonelli	LW/C	10	210.	Eric Faust	D	8	164.	Peter Harris	G
9	129.	Yvan Rolando	RW	3	50.	Hector Marini	RW	11	231.	Pat Goff	D	9	185.	Jeff Jablonski	LW
9	133.	Bill Ennos	RW	3	51.	Bruce Andres	LW	12	252.	Jim Koudys	D	10	206.	Kerry Clark	RW
10	144.	Garry Howatt	LW	4	69.	Steve Stoyanovich	LW					11	227.	Dan Beaudette	C
10	146.	Rene Lambert	RW	5	87.	Markus Mattsson	G	1983 (14)				12	248.	Paul Thompson	D
1973 (10)				6	105.	Steve Letzgas	D	1	3.	Pat LaFontaine	C				
1	1.	Denis Potvin	D	7	121.	Harald Luckner	C	1	16.	Gerald Diduck	D	1987 (12)			
3	33.	Dave Lewis	D	1978 (11)				2	37.	Garnet McKechney	RW	1	13.	Dean Chynoweth	D
4	49.	Andre St. Laurent	C	1	15.	Steve Tambellini	C	3	57.	Mike Neill	D	2	34.	Jeff Hackett	G
5	65.	Ron Kennedy	LW	2	34.	Randy Johnston	D	4	65.	Mikko Makela	C	3	55.	Dean Ewen	LW
6	81.	Keith Smith	D	3	51.	Dwayne Lowdermilk	D	5	84.	Rob Caulfield	RW	4	76.	George Maneluk	G
7	97.	Don Cutts	G	5	84.	Greg Hay	LW	5	97.	Don Viglasi	D	5	97.	Petr Vlk	LW
7	110.	Denis Anderson	D	6	101.	Kelly Davis	LW/D	6	117.	Darin Iliikainen	LW	6	118.	Rob DiMaio	C
8	113.	Mike Kennedy	RW	7	118.	Richard Pepin	RW	7	137.	Jim Sprenger	D	7	139.	Knut Walbye	C
8	126.	Denis Desgagnés	C	8	135.	Dave Cameron	C	8	157.	Dale Henry	LW	8	160.	Jeff Saterdalen	RW
9	129.	Bob Lorimer	D	9	152.	Paul Joswiak	G	9	177.	Kevin Vescio	D	9	181.	Shawn Howard	D
1974 (19)				10	169.	Scott Cameron	D	10	197.	Dave Shellington	LW	10	202.	John Herlihy	RW
1	4.	Clark Gillies	LW	11	184.	Christer Lowdahl	C/LW	11	217.	John Bjorkman	C	11	223.	Michael Erickson	D
2	22.	Bryan Trottier	C	12	199.	Gunnar Persson	D	12	237.	Peter McGeough	RW	12	244.	Will Averill	F
3	40.	Brad Anderson	C	1979 (7)				1984 (13)				1988 (15)			
5	76.	Carlo Torresan	D	1	17.	Duane Sutter	RW	1	20.	Duncan MacPherson	D	1	16.	Kevin Cheveldayoff	D
6	94.	Sid Prysunka	LW/RW	2	25.	Tomas Jonsson	D	2	41.	Bruce Melanson	RW/LW	2	29.	Wayne Doucet	LW
7	112.	Dave Langevin	D	2	38.	Bill Carroll	C	3	62.	Jeff Norton	D	2	37.	Sean LeBrun	LW
8	129.	Dave Inkpen	D	3	59.	Roland Melanson	G	4	70.	Doug Wieck	LW	3	58.	Danny Lorenz	G
9	146.	Jim Foubister	G	4	80.	Tim Lockridge	D	4	83.	Ari Eerik Haanpaa	RW	4	79.	Andre Brassard	D
10	163.	Bob Ferguson	C	5	101.	Glen Duncan	LW	5	104.	Mike Murray	C	4	79.	Andre Brassard	D
11	178.	Murray Fleck	D	6	122.	John Gibb	D	6	125.	Jim Wilharm	D	5	100.	Paul Rutherford	C
12	192.	Dave Rooke	D	1980 (11)				7	146.	Kelly Murphy	D	6	111.	Pavel Gross	RW
13	204.	Neil Smith	D	1	17.	Brent Sutter	C	8	167.	Franco DeSantis	D	6	121.	Jason Rathbone	RW
14	214.	Stefan Persson	D	2	38.	Kelly Hrudey	G	9	187.	Tom Warden	D	7	142.	Yves Gaucher	LW
15	221.	Dave Otness	D	3	59.	Dave Simpson	C	10	208.	David Volek	RW	8	163.	Marty McInnis	C
16	226.	Jim Murray	D	4	68.	Monty Trottier	C	11	228.	Russ Becker	D	9	173.	Shorty Forrest	F
17	229.	Mike Dibble	G	4	80.	Greg Gilbert	LW	12	249.	Allister Brown	D	9	184.	Jeff Blumer	RW
18	232.	Brian Bye	LW	5	101.	Ken Leiter	D	1985 (14)				10	205.	Jeff Kampersal	D
19	235.	Martti Jarkko	C	6	122.	Dan Revell	RW	1	6.	Brad Dalgarno	RW	11	226.	Phillip Neururer	D
20	238.	Ron Phillips	D	7	143.	Mark Hamway	RW	1	13.	Derek King	LW	12	247.	Joe Capprini	G
1975 (12)				8	164.	Morrison Gare	RW	2	34.	Brad Lauer	RW	1989 (14)			
1	11.	Pat Price	D	8	164.	Morrison Gare	RW	3	55.	Jeff Finley	D	1	2.	David Chyzowski	LW
2	29.	Dave Salvian	RW	9	185.	Peter Steblyk	D	4	76.	Kevin Herom	LW	2	23.	Travis Green	C
3	47.	Joe Fortunato	LW	10	206.	Glenn Johannesen	D	5	89.	Tommy Hedlund	D	3	44.	Jason Zent	LW
4	65.	Andre Lepage	G	1981 (11)				5	97.	Jeff Sveen	RW	4	65.	Brent Grieve	LW
5	83.	Dennis McLean	LW	1	21.	Paul Boutilier	D	6	118.	Rod Dallman	LW	5	86.	Jace Reed	D
6	101.	Mike Sleep	RW	2	42.	Gord Dineen	D	7	139.	Kurt Lackten	RW	5	90.	Steve Young	RW
7	119.	Richie Hansen	C	3	57.	Ron Handy	LW	8	160.	Hank Lammens	D	5	99.	Kevin O'Sullivan	D
8	137.	Bob Sunderland	D	3	63.	Neal Coulter	RW	9	181.	Rich Wiest	C	7	128.	Jon Larson	D
9	153.	Dan Blair	RW	4	84.	Todd Lumbard	G	10	202.	Real Arsenaault	C	7	133.	Brett Harkins	LW
10	168.	Joey Girardin	D	5	94.	Jacques Sylvestre	C	11	223.	Mike Volpe	G	8	149.	Phil Huber	C
11	183.	Geoff Green	RW	6	126.	Chuck Brimmer	C	12	244.	Tony Grenier	LW	9	170.	Matthew Robbins	C
12	194.	Kari Makkonen	LW	7	147.	Teppo Virta	D					10	191.	Vladimir Malakhov	D
				8	168.	Bill Dowd	D					11	212.	Kelly Ens	C
				9	189.	Scott MacLellan	RW					12	233.	Iain Fraser	C
				10	210.	Dave Randerson	RW								



DRAFT HISTORY (CONT.)

RD	OVERALL	PLAYER	POS	RD	OVERALL	PLAYER	POS	RD	OVERALL	PLAYER	POS	RD	OVERALL	PLAYER	POS				
1990 (11)																			
1	6.	Scott Scissons	C	1	2.	Wade Redden	D	1	1.	Rick DiPietro	G	1	7.	Kyle Okposo	RW				
2	27.	Chris Taylor	C	2	28.	Jan Hlavac	LW	1	5.	Raffi Torres	LW	2	60.	Jesse Joensuu	W				
3	48.	Dan Plante	RW	2	41.	D.J. Smith	D	4	101.	Arto Tukio	D	3	70.	Robin Figren	W				
5	90.	Chris Marinucci	C	5	106.	Vladimir Orszagh	LW	4	105.	Vladimir Gorbunov	W	4	100.	Rhett Rakhshani	RW				
6	111.	Joni Lehto	D	7	158.	Andrew Taylor	LW	5	136.	Dmitri Upper	C	4	108.	Jase Weslosky	G				
7	132.	Michael Guilbert	D	9	210.	David MacDonald	G	5	148.	Kristofer Ottosson	W	4	115.	Tomas Marcinko	C				
8	153.	Sylvain Fleury	LW	9	211.	Mike Broda	LW	7	202.	Ryan Caldwell	D	4	119.	Doug Rogers	C				
9	174.	John Joyce	C	1996 (10)				9	264.	Dmitri Altarev	F	5	126.	Shane Sims	D				
10	195.	Richard Enga	C	1	3.	Jean-Pierre Dumont	LW	9	267.	Tomi Pettinen	D	5	141.	Kim Johansson	W				
11	216.	Martin Lacroix	RW	2	29.	Dan Lacouture	LW	2001 (8)				6	160.	Andrew MacDonald	D				
12	237.	Andy Shier	C	3	56.	Zdeno Chara	D	4	101.	Cory Stillman	C	6	171.	Brian Day	R				
1991 (12)																			
1	4.	Scott Lachance	D	4	83.	Tyrone Garner	G	5	132.	Dusan Salficky	G	7	190.	Troy Mattila	LW				
2	26.	Zigmund Palffy	RW	5	109.	Bubba Berenzweig	D	6	166.	Andy Chiodo	G	2007 (5)							
3	48.	Jamie McLennan	G	5	128.	Petr Sachl	C	7	197.	Jan Holub	D	3	62.	Mark Katic	D				
4	70.	Milan Hnilicka	G	6	138.	Todd Miller	C	8	228.	Mike Bray	RW	3	76.	Jason Gregoire	LW				
5	92.	Steve Junker	LW	7	165.	J.R. Prestifilippo	G	9	260.	Bryan Perez	F	4	106.	Maxim Gratchev	LW				
6	114.	Robert Valicevic	RW	8	192.	Evgeny Korolev	D	9	280.	Roman Kuhtinov	D	6	166.	Blake Kessel	D				
7	136.	Andreas Johansson	C	9	218.	Mike Muzechka	D	9	287.	Juha-Pekka Ketola	C	7	196.	Simon Lacroix	D				
8	158.	Todd Sparks	LW	1997 (11)				2002 (7)				2008 (13)							
9	180.	John Johnson	C	1	4.	Roberto Luongo	G	1	22.	Sean Bergenheim	F	1	9.	Josh Bailey	C				
10	202.	Robert Canavan	LW	1	5.	Eric Brewer	D	3	87.	Frans Nielsen	C	2	36.	Corey Trivino	C				
11	224.	Markus Thuresson	C	2	31.	Jeff Zehr	LW/C	5	149.	Markus Paulsson	F	2	40.	Aaron Ness	D				
12	246.	Marty Schriener	C	3	59.	Jarrett Smith	C	6	189.	Alexei Stonkus	D	2	53.	Travis Hamonic	D				
1992 (11)																			
1	5.	Darius Kasparaitis	D	3	79.	Robert Schnabel	D	7	220.	Brad Topping	G	3	66.	David Toews	C				
3	56.	Jarrett Deuling	LW	4	85.	Petr Mika	C	8	252.	Martin Chabada	LW	3	72.	Jyri Niemi	D				
5	104.	Tomas Kliment	C	5	115.	Adam Edinger	C	9	283.	Per Braxenholm	D	3	73.	Kirill Petrov	RW				
5	105.	Ryan Duthie	C	6	139.	Bobby Leavins	LW	2003 (9)				4	96.	Matt Donovan	D				
6	128.	Derek Armstrong	C	7	166.	Kris Knoblauch	LW	1	15.	Robert Nilsson	F	4	102.	David Ullstrom	W				
7	152.	Vladimir Grachev	LW	8	196.	Jeremy Symington	G	2	53.	Dmitri Chernykh	RW	5	126.	Kevin Poulin	G				
7	159.	Steve O'Rourke	RW	9	222.	Ryan Clark	D	2	48.	Evgeny Tunik	RW	5	148.	Matt Martin	LW				
8	176.	Jason Widmer	D	1998 (10)				2	58.	Jeremy Colliton	RW	6	156.	Jared Spurgeon	D				
9	200.	Daniel Paradis	C	1	9.	Michael Rupp	LW	4	120.	Stefan Blahos	RW	6	175.	Justin DiBenedetto	C				
10	224.	David Wainwright	D	2	36.	Chris Nielsen	C	6	182.	Bruno Gervais	D	2009 (7)							
11	248.	Andrei Vasilyev	LW	4	95.	Andy Burnham	RW	7	212.	Denis Rehak	D	1	1.	John Tavares	C				
1993 (11)																			
1	23.	Todd Bertuzzi	RW	5	123.	Jiri Dopita	C	8	238.	Cody Blanshan	D	1	12.	Calvin de Haan	D				
2	40.	Bryan McCabe	D	6	155.	Kevin Clauson	D	8	246.	Igor Volkov	RW	1	31.	Mikko Koskinen	G				
3	66.	Vladimir Chebatourkin	D	7	182.	Evgeny Korolev	D	2004 (10)				3	62.	Anders Nilsson	G				
4	92.	Warren Luhning	RW	8	209.	Frederik Brind'Amour	G	1	16.	Petteri Nokelainen	C	4	92.	Casey Cizikas	C				
5	118.	Tommy Salo	G	9	237.	Ben Blais	D	2	47.	Blake Comeau	RW	5	122.	Anton Klementyev	D				
6	144.	Peter LeBoutillier	RW	9	242.	Jason Doyle	RW	3	82.	Sergei Ogorodnikov	C	6	152.	Anders Lee	C				
7	170.	Darren Van Impe	D	9	250.	Radek Matejovsky	W	4	115.	Wes O'Neill	D	2010 (6)							
8	196.	Rod Hinks	C	1999 (14)				5	148.	Steve Regier	LW	1	5.	Nino Niederreiter	RW				
9	222.	Daniel Johansson	D	1	5.	Tim Connolly	C	6	179.	Jaroslav Mrazek	D	1	30.	Brock Nelson	C				
10	248.	Stephane Larocque	RW	1	8.	Taylor Pyatt	LW	7	210.	Emil Axelsson	D	3	65.	Kirill Kabanov	LW				
11	274.	Carl Charland	LW	1	10.	Branislav Mezei	D	7	227.	Chris Campoli	D	3	82.	Jason Clark	C/LW				
1994 (12)																			
1	9.	Brett Lindros	RW	1	28.	Kristian Kudroc	D	8	244.	Jason Pitton	LW	5	125.	Tony DeHart	D				
2	38.	Jason Holland	D	3	78.	Mattias Weinhandl	RW	9	276.	Sylvain Michaud	G	5	185.	Cody Rosen	G				
3	63.	Jason Strudwick	D	3	87.	Brian Collins	C	2005 (7)				2011 (8)							
4	90.	Brad Lukowich	D	4	101.	Juraj Kolnik	RW	1	15.	Ryan O'Marra	C	1	5.	Ryan Strome	C				
5	112.	Mark McArthur	G	4	102.	Johan Halvardsson	D	2	46.	Dustin Kohn	D	2	34.	Scott Mayfield	D				
5	116.	Albie O'Connell	LW	5	130.	Justin Mapletoft	C	3	76.	Shea Guthrie	W	2	50.	Johan Sundstrom	C				
6	142.	Jason Stewart	RW	5	140.	Adam Johnson	D	5	144.	Masi Marjamaki	LW	3	63.	Andrey Pedan	D				
8	194.	Mike Loach	C	6	163.	Bjorn Melin	RW	6	180.	Tyrell Mason	D	4	95.	Robbie Russo	D				
8	203.	Peter Hogarth	C	8	228.	Radek Martinek	D	7	196.	Nick Tuzzolino	D	5	125.	Johan Persson	LW				
9	220.	Gord Walsh	LW	9	255.	Brett Henning	C	7	210.	Luciano Aquino	RW	5	127.	Brenden Kichton	D				
10	246.	Kirk Dewaele	D	9	268.	Tyler Scott	D	2006 (13)				7	185.	Mitchell Theoret	LW				
11	272.	Dick Tarnstrom	D																



DRAFT HISTORY (CONT.)

RD	OVERALL	PLAYER	POS	RD	OVERALL	PLAYER	POS
2012 (7)				2020 (5)			
1	4.	Griffin Reinhart	D	3	90.	Alexander Ljungkrantz	F
2	34.	Ville Pokka	D	4	121.	Alex Jefferies	F
3	65.	Adam Pelech	D	5	152.	William Dufour	F
4	103.	Loic Leduc	D	6	183.	Matias Rajaniemi	D
5	125.	Doyle Somerby	D	7	214.	Henrik Tikkanen	G
6	155.	Jesse Graham	D	2021 (6)			
7	185.	Jake Bischoff	D	2	52.	Aatu Rätty	F
2013 (7)				3	93.	Tristan Lennox	G
1.	15.	Ryan Pulock	D	4	125.	Cameron Berg	F
3.	70.	Eamon McAdam	G	5	157.	Eetu Liukas	F
3.	76.	Taylor Cammarata	F	6	189.	Aleksi Malinen	D
4.	106.	Stephon Williams	G	7	221.	Tomas Machu	D
5.	136.	Victor Crus Rydberg	C	2022 (5)			
6.	166.	Alan Quine	C	2	65.	Calle Odellius	D
7.	196.	Kyle Burroughs	D	3	78.	Quinn Finley	F
2014 (7)				4	98.	Isaiah George	D
1.	5.	Michael Dal Colle	F	5	142.	Matthew Maggio	F
1.	28.	Joshua Ho-Sang	F	6	174.	Daylan Kuefler	F
3.	78.	Ilya Sorokin	G	2023 (5)			
4.	95.	Linus Soderstrom	G	2	49.	Danny Nelson	F
4.	108.	Devon Toews	D	4	113.	Jesse Nurmi	F
6.	155.	Kyle Schempp	F	5	145.	Justin Gill	F
7.	200.	Lukas Sutter	F	6	177.	Zach Schulz	D
2015 (7)				7	209.	Dennis Good Bogg	D
1.	16.	Mathew Barzal	F				
1.	28.	Anthony Beauvillier	F				
3.	82.	Mitchell Vande Sompel	D				
4.	112.	Parker Wotherspoon	D				
5.	147.	Ryan Pilon	D				
6.	172.	Andong Song	D				
7.	202.	Petter Hansson	D				
2016 (6)							
1.	19.	Kieffer Bellows	F				
4	95.	Anatoli Golyshev	F				
4	120.	Otto Koivula	F				
6	170.	Collin Adams	F				
7	193.	Nick Pastujov	F				
7	200.	David Quenneville	D				
2017 (5)							
2.	46.	Robin Salo	D				
3	77.	Ben Mirageas	D				
5	139.	Sebastian Aho	D				
6	165	Arnaud Durandea	F				
7	201.	Logan Cockerill	F				
2018 (8)							
1	11.	Oliver Wahlstrom	F				
1	12.	Noah Dobson	D				
2	41.	Bode Wilde	D				
2	43.	Ruslan Iskhakov	F				
3	72.	Jakub Skarek	G				
4	103.	Jakob Pivonka	F				
5	134.	Blade Jenkins	F				
7	196.	Christian Krygier	D				
2019 (5)							
1	23.	Simon Holmstrom	F				
2	57.	Samuel Bolduc	D				
5	147.	Reece Newkirk	F				
6	178.	Felix Bibeau	F				
7	209.	Cole Coskey	F				



ALL-TIME ROSTER

Keith Acton 1993-94	C	<ul style="list-style-type: none"> Claimed off waivers from Washington on October 22, 1993. Retired July 1994.
Bruce Affleck 1983-84	D	<ul style="list-style-type: none"> Signed as a free agent on September 22, 1980. Retired following the 1983-84 season.
Sebastian Aho 2017-18–	D	<ul style="list-style-type: none"> Selected in the fifth round, 139th overall, of the 2017 NHL Draft
Micah Aivazoff 1995-96	C	<ul style="list-style-type: none"> Signed as a free agent on September 5, 1995. Became a free agent in July 1996.
Mikael Andersson 1999-00	RW	<ul style="list-style-type: none"> Acquired from Philadelphia with a 2000 fifth round selection in exchange for Gino Odjick on February 15, 2000. Became a free agent on July 1, 2000.
Niklas Andersson 1995-96–1996-97 1999-00	LW	<ul style="list-style-type: none"> Signed as a free agent on August 30, 1994. Became a free agent on July 1997. Acquired from Toronto in exchange for Criag Charron on August 17, 1999. Claimed by Nashville off waivers on January 20, 2000. Claimed off waivers from Nashville on February 20, 2000. Became a free agent on July 1, 2000.
Andy Andreoff 2021-22-2022-23	LW/C	<ul style="list-style-type: none"> Signed as a free agent on September 16, 2021. Became a free agent on July 1, 2023
Dave Archibald 1996-97	C	<ul style="list-style-type: none"> Signed as a free agent on October 3, 1996. Released on October 26, 1996.
Derek Armstrong 1993-94–1996-97	C	<ul style="list-style-type: none"> Selected in the 5th round, 128th overall, of the 1992 NHL Entry Draft. Became a free agent in July 1997.
Arron Asham 2002-03–2006-07	RW	<ul style="list-style-type: none"> Acquired from Montreal along with a fifth round pick in exchange for Mariusz Czerkawski on June 22, 2002. Became a free agent on July 1, 2007.
Adrian Aucoin 2001-02–2004-05	D	<ul style="list-style-type: none"> Acquired from Tampa Bay with Alexander Kharitinov in exchange for Mathieu Biron and a 2002 draft choice on June 22, 2001. Became a free agent in August 2005.
Keith Aucoin 2012-13	C	<ul style="list-style-type: none"> Claimed off waivers from Toronto on January 17, 2013. Became a free agent on July 1, 2013
Josh Bailey 2008-09–2022-23	C	<ul style="list-style-type: none"> Selected in the first round, 9th overall, in the 2008 NHL Entry Draft. Traded to the Chicago Blackhawks in exchange for future considerations on June 29, 2023.
Cole Bardreau 2019-20–	C	<ul style="list-style-type: none"> Signed as a free-agent on July 2, 2019.
Mathew Barzal 2016-17–	C	<ul style="list-style-type: none"> Selected in the first round, 16th overall, of the 2016 NHL Draft
Bob Bassen 1985-86–1988-89	C	<ul style="list-style-type: none"> Signed as a free agent on October 19, 1984. Traded with Steve Konroyd to Chicago in exchange for Gary Nylund and Marc Bergevin on November 25, 1988.
Shawn Bates 2001-02-2007-08	RW	<ul style="list-style-type: none"> Signed as a free agent on July 6, 2001. Contract bought out on June 27, 2008.
Ken Baumgartner 1989-90–1991-92	RW/D	<ul style="list-style-type: none"> Acquired from Los Angeles with Hubie McDonough in exchange for Mikko Makela on November 29, 1989. Traded with Dave McLlwain to Toronto in exchange for Claude Loiselle and Daniel Marois on March 10, 1992.
Anthony Beauvillier 2016-17–2022-23	C	<ul style="list-style-type: none"> Selected in the first round, 28th overall, in the 2015 NHL Draft. Traded to the Vancouver Canucks, with Aatu Raty and a first round pick in the 2023 NHL Draft, for Bo Horvat on January 30, 2023
Taylor Beck 2015-16	LW	<ul style="list-style-type: none"> Acquired from Toronto, along with Matthew Finn, Christopher Gibson, Tom Nilsson and Carter Verhaeghe, in exchange for Michael Grabner on September 17, 2015.
Bob Beers 1994-95–1995-96	D	<ul style="list-style-type: none"> Signed as a free agent on August 29, 1994. Became a free agent in July 1996. Traded to Colorado in exchange for Marc-Andre Cliche on February 29, 2016.
Derek Bekar 2003-04–2004-05	LW	<ul style="list-style-type: none"> Signed as a free agent on September 10, 2003. Became a free agent in July 2005.
Jesse Belanger 2000-2001	C	<ul style="list-style-type: none"> Signed as a free agent on July 27, 2000. Became a free agent in July, 2001.
Ken Belanger 1995-96–1998-99	LW	<ul style="list-style-type: none"> Acquired from Toronto in three-team trade with Bryan Berard and Martin Straka in exchange for Kirk Muller and Wade Redden on January 23, 1996. Traded to Boston in exchange for Ted Donato on November 7, 1998.
Kieffer Bellows 2019-20–2022-23	LW	<ul style="list-style-type: none"> Selected in the first round, 19th overall, of the 2016 NHL Draft. Claimed off waivers by the Philadelphia Flyers on October 27, 2022
Sean Bentivoglio 2008-09–2009-10	LW	<ul style="list-style-type: none"> Signed by the Islanders on May 27, 2007. Became a free agent on July 1, 2010.
Bryan Berard 1996-97–1998-99	D	<ul style="list-style-type: none"> Acquired from Ottawa in three-team trade with Ken Belanger and Martin Straka in exchange for Kirk Muller and Wade Redden on January 23, 1996. Traded with the Islanders' 1999 sixth round draft pick to Toronto in exchange for Felix Potvin and the Maple Leafs' 1999 sixth round draft pick (later traded to Tampa Bay) on January 9, 1999.
2007-08		<ul style="list-style-type: none"> Signed as a free agent on October 9, 2007. Became a free agent on July 1, 2008.
Bill Berg 1988-89–1992-93	LW/D	<ul style="list-style-type: none"> Selected in the third round, 59th overall, of the 1986 NHL Entry Draft. Claimed by Toronto on waivers on December 3, 1992.
Sean Bergenheim 2003-04–2009-10	C	<ul style="list-style-type: none"> Selected in the first round, 22nd overall, of the 2002 NHL Entry Draft. Became a free agent on July 1, 2010.

ALL-TIME ROSTER (CONT.)

Marc-Andre Bergeron D 2006-07–2007-08	•	Acquired from Edmonton along with a 2008 third draft selection in exchange for Denis Grebeshkov on February 18, 2007. Traded to Anaheim in exchange for a 2008 third round draft selection on February 26, 2007.
Michel Bergeron RW 1977-78	•	Traded by Detroit in exchange for Andre St. Laurent on October 20, 1977. Traded to Washington for future considerations (25th pick in the 1979 NHL Entry Draft) on October 19, 1978.
Marc Bergevin D 1988-89–1989-90	•	Traded with Gary Nylund from Chicago in exchange for Bob Bassen and Steve Konroyd on November 25, 1988. Traded to Hartford for future considerations on October 31, 1990.
Steve Bernier LW 2015-16–2017-18	•	Signed as a free agent on September 17, 2015 Became a free agent on July 1, 2018
Todd Bertuzzi RW 1995-96–1997-98	•	Selected in the first round, 23rd overall, of the 1993 NHL Entry Draft. Traded with Bryan McCabe and a 1998 third round draft pick to Vancouver in exchange for Trevor Linden on February 6, 1998.
Craig Berube LW 2000-01	•	Acquired from Washington in exchange for a 9th round pick in the 2001 NHL Entry Draft on January 11, 2001. Became a Free Agent on July 1, 2001.
Jean-Francois Berube G 2015-16–2016-17	•	Claimed off waivers from Los Angeles on October 6, 2015. Selected by Las Vegas in the NHL Expansion Draft on June 21, 2017.
Martin Biron G 2009-10	•	Signed as a free agent on July 22, 2009. Became a free agent on July 1, 2010.
Mathieu Biron D 1999-00–2000-01	•	Acquired from Los Angeles with Olli Jokinen, Josh Green and the Kings' 1999 first round draft pick (Taylor Pyatt) in exchange for Zigmund Palffy, Bryan Smolinski and Marcel Cousineau on June 20, 1999. Traded with a second round pick in the 2002 NHL Entry Draft to Tampa Bay in exchange for Alexander Kharitonov and Adrian Aucoin on June 22, 2001.
Don Blackburn LW 1972-73	•	Obtained in 1972 Intra-League Draft from the NY Rangers. Sold to Minnesota on March 1, 1973.
Jason Blake C 2000-01–2006-07	•	Acquired from Los Angeles in exchange for a conditional 2001 draft pick on January 3, 2001. Became a free agent on July 1, 2007.
Eric Boguniecki RW 2006-07	•	Acquired from Columbus in exchange for Ryan Caldwell on October 25, 2006. Became a free agent on July 1, 2007.
Samuel Bolduc D 2022-23-	•	Selected in the second round, 57th overall, of the 2019 NHL Draft.
Darryl Bootland RW 2007-08	•	Signed as a free agent on July 9, 2007. Traded to Anaheim in exchange for Matt Keith on January 9, 2008.
Mike Bossy RW 1977-78–1987-88	•	Selected in the first round, 15th overall, of the 1977 NHL Amateur Draft. Retired on October 24, 1988.
Joel Bouchard D 2005-06–2006-07	•	Signed as a free agent on August 18, 2005. Became a free agent on July 1, 2007.
Pierre-Marc Bouchard C 2013-14	•	Signed as a free agent on July 5, 2013. Traded to Chicago with Peter Regin in exchange for a fourth-round pick in the 2014 NHL Draft.
Eric Boulton LW 2012-13–2015-16	•	Signed as a free agent on July 2, 2012. Became a free agent on July 1, 2016.
Bob Bourne C 1974-75–1985-86	•	Acquired from Kansas City in exchange for Bart Crashley on July 1, 1974. Claimed by Los Angeles in 1986 NHL Waiver Draft.
Paul Boutilier D 1981-82 –1985-86	•	Selected in the first round, 21st overall, of the 1981 NHL Entry Draft. Awarded to Boston as compensation for signing Brian Curran on September 5, 1986.
Johnny Boychuk D 2014-15–2019-20	•	Acquired from Boston on October 4, 2014 in exchange for a 2nd round pick in the 2015 and 2016 NHL Draft, along with a conditional 3rd round pick (conditions not met) Announced the end of his playing career on November 25, 2020.
Randy Boyd D 1985-86–1986-87	•	Acquired from Chicago in 1985 Waiver Draft. Claimed by Vancouver in 1987 NHL Waiver Draft.
Brad Boyes RW 2012-13	•	Signed as a free agent on July 1, 2012 Became a free agent on July 5, 2013
Derick Brassard C 2019-20	•	Signed as a free agent on August 21, 2019. Became a free agent on October 9, 2020.
Kip Brennan LW 2007-08	•	Signed as a free agent on July 3, 2007. Became a free agent on July 1, 2008.
Eric Brewer D 1998-99–1999-00	•	Selected in the first round, 5th overall, of the 1997 NHL Entry Draft. Traded with Josh Green and the Islanders' 2nd round pick in the 2000 NHL Entry Draft (Brad Winchester) to Edmonton in exchange for Roman Hamrlik on June 24, 2000.
Aris Brimanis D 1999-00–2000-01	•	Signed as a free agent on August 12, 1999. Became a free agent on July, 2001.
Richard Brodeur G 1979-80	•	Selected in the seventh round, 97th overall, of the 1972 NHL Amateur Draft. Obtained in 1979 Expansion Draft from Quebec. Traded to Vancouver for switch in 1981 NHL EntryDraft choices on October 6, 1980.
Arnie Brown D 1972-73	•	Traded by Detroit with Gerry Gray in exchange for Denis Delordy and Don McLaughlin on October 5, 1972. Traded to Atlanta in exchange for Ernie Hicke and Bill MacMillan February 13, 1973.
Sven Butenschon D 2002-03–2004-05	•	Acquired from Florida on October. 11, 2002 in exchange for Juraj Kolnik and a 9th round pick in the 2003 NHL Entry Draft Became a free agent in August, 2005.
Shawn Byram LW 1990-91	•	Selected in the fourth round, 80th overall, of the 1986 NHL Entry Draft. Released following the 1990-91 season.
Eric Cairns D 1998-99–2003-04	•	Claimed off waivers from NY Rangers on December 22, 1998. Became a free agent on July 1, 2004.



ALL-TIME ROSTER (CONT.)

Ryan Caldwell 2005-06–2006-07	D	•	Selected in the seventh round, 202nd overall, of the 2000 Entry Draft. Traded to Columbus in exchange for Eric Boguniecki on October 25, 2006.
Joe Callahan 2008-09	D	•	Signed by the Islanders on July 8, 2008. Became a free agent on July 1, 2009.
Craig Cameron 1972-73–1974-75	RW	•	Obtained in 1972 Expansion Draft from Minnesota. Traded to Minnesota for Jude Drouin on January 7, 1975.
Matt Campanale 2010-11	D	•	Signed an Amateur Tryout agreement on April 6, 2011. Released from his tryout agreement on April 7, 2011.
Chris Campoli 2005-06–2008-09	D	•	Selected in the seventh round, 227th overall, of the 2004 NHL Entry Draft. Traded with Mike Comrie to Ottawa in exchange for Dean McAmmond and a first round pick in the 2009 NHL Entry Draft on Feb. 20, 2009.
Matt Carkner 2012-13–2014-15	D	•	Signed as a free agent on July 1, 2012 Became a free agent on July 1, 2015
Bill Carroll 1980-81–1983-84	C	•	Selected in the third round, 38th overall, of the 1979 NHL Entry Draft. Claimed by Edmonton in 1984 Waiver Draft.
Zdeno Chara 1997-98–2000-01	D	•	Selected in the third round, 56th overall, of the 1996 NHL Entry Draft. Traded with Bill Muckalt and the Islanders' first round pick in the 2001 NHL Entry Draft (Jason Spezza) to Ottawa in exchange for Alexei Yashin on June 23, 2001.
2021-22			Signed as a free agent on October 10, 2021. Became a free agent on July 13, 2022.
Vladimir Chebaturkin 1997-98–1999-00	D	•	Selected in the third round, 66th overall, of the 1993 NHL Entry Draft. Became a free agent in July, 2000.
Jason Chimera 2016-17–2017-18	LW	•	Signed as a free agent on July 1, 2016 Traded to the Anaheim Ducks in exchange for Chris Wagner on February 26, 2018.
Dennis Cholowski 2022-23-	D	•	Signed as a free agent on August 23, 2022.
Tom Chorske 1997-98–1998-99	LW	•	Claimed off waivers from Ottawa on September 28, 1997. Traded with the Islanders' 1999 eighth round draft pick to Washington in exchange for the Capitals' 1999 sixth round selection on October 16, 1998.
Dean Chynoweth 1988-89–1995-96	D	•	Selected in the first round, 13th overall, of the 1987 NHL Entry Draft. Traded to Boston for a 1996 fifth round draft pick on December 9, 1995.
David Chyzowski 1989-90–1994-95	LW	•	Selected in the first round, 2nd overall, of the 1989 NHL Entry Draft. Became a free agent in August 1995.
Casey Cizikas 2011-12–	C	•	Selected in the fourth round, 92nd overall, of the 2009 NHL Draft.
Wendel Clark 1995-96	LW	•	Acquired from Colorado in three team trade in exchange for Steve Thomas on October 3, 1995. Traded to Toronto with Mathieu Schneider and D.J. Smith in exchange for Kenny Jonsson, Darby Hendrickson, Sean Haggerty and a 1997 first round draft choice on March 13, 1996.
Cal Clutterbuck 2013-14–	RW	•	Acquired from Minnesota with a third-round pick in the 2013 NHL Draft in exchange for Nino Niederreiter.
Braydon Coburn 2020-21	D	•	Acquired from Ottawa in exchange for a seventh round selection in the 2022 NHL Draft on April 11, 2021. Became a free agent on July 28, 2021.
Danton Cole 1995-96	RW	•	Signed as a free agent on September 5, 1995. Traded to Chicago in exchange for Bob Halkidis on February 2, 1996.
Kevin Colley 2005-06	C	•	Signed as a free agent on June 10, 2004. Retired on February 24, 2006.
Rob Collins 2005-06	LW	•	Signed as a free agent on September 1, 2003. Became a free agent on July 1, 2006.
Jeremy Colliton 2005-06–2008-09 2010-11	C	•	Selected in the second round, 58th overall, of the 2003 NHL Entry Draft. Became a free agent on July 1, 2009. Signed as a free agent on November 30, 2010. Became a free agent on July 1, 2011.
Blake Comeau 2006-07–2011-12	C/RW	•	Selected in the second round, 47th overall, of the 2004 Entry Draft. Claimed off waivers by Calgary on November 25, 2011.
Mike Comrie 2007-08–2008-09	C	•	Signed as a free agent on July 5, 2007. Traded with Chris Campoli to Ottawa in exchange for Dean McAmmond and a first round pick in the 2009 Draft on Feb. 20, 2009.
Cory Conacher 2014-15	C	•	Signed as a free agent on July 1, 2014 Traded to Vancouver on March 2, 2015 in exchange for Dustin Jeffrey.
Pat Conacher 1995-96	LW	•	Acquired from Calgary with a 1997 sixth round draft pick in exchange for Bob Sweeney on March 20, 1996 Became a free agent in July 1996.
Tim Connolly 1999-00–2000-01	C	•	Selected in the first round, 5th overall, of the 1999 NHL Entry Draft. Traded with Taylor Pyatt to Buffalo in exchange for Michael Peca on June 24, 2001.
Bob Cook 1973-74–1974-75	RW	•	Traded by Detroit with Ralph Stewart in exchange for Ken Murray and Brian Lavender on January 17, 1973. Sold to Minnesota on January 5, 1975.
Neal Coulter 1985-86–1987-88	RW	•	Selected in the third round, 63rd overall, of the 1981 NHL Entry Draft. Released on June 30, 1988.
Marcel Cousineau 1998-99	G	•	Signed as a free agent on July 14, 1998. Traded with Zigmund Palffy and Bryan Smolinski to Los Angeles in exchange for Olli Jokinen, Josh Green, Mathieu Biron and the Kings' 1999 first round draft pick (Taylor Pyatt) on June 20, 1999.

ALL-TIME ROSTER (CONT.)

Adam Creighton 1991-92	C	•	Acquired from Chicago with Steve Thomas in exchange for Brent Sutter and Brad Lauer on October 25, 1991. Claimed by Tampa Bay in the 1992 Waiver Draft.
Terry Crisp 1972-73	C	•	Obtained in 1972 Expansion Draft from St. Louis. Traded to Philadelphia in exchange for Jean Potvin and Glen Irwin on March 5, 1973.
Doug Crossman 1989-90–1990-91	D	•	Obtained by the Islanders on May 23, 1989 to complete a Feb. 22, 1989 trade that sent the Islanders' Kelly Hrudehy to Los Angeles in exchange for Wayne McBean and Mark Fitzpatrick. Traded to Hartford for Ray Ferraro on November 13, 1990.
Ted Crowley 1998-99	D	•	Acquired from Colorado in exchange for Mike Gaul on December 15, 1998. Became a free agent in July 1999.
Jim Cummins 2001-02	RW	•	Acquired from Anaheim in exchange for Dave Roche on January 17, 2002. Became a free agent in July 2002.
Brian Curran 1986-87–1987-88	D	•	Signed as a free agent on August 29, 1986. Traded to Toronto on March 8, 1988 for future considerations (NYI draft Pavel Gross).
Austin Czarnik 2020-21–2021-22	C	•	Signed as a free agent on October 3, 2020. Became a free agent on July 13, 2022.
Mariusz Czerkawski 1997-98–2001-02 2003-04	RW	•	Acquired from Edmonton in exchange for Dan LaCouture on August 25, 1997. Traded to Montreal in exchange for Arron Asham and a fifth round pick in 2002 (Markus Paulsson).
Kevin Czuczman 2013-14	D	•	Signed as a free agent on July 17, 2003. Became a free agent in July 2004.
J.J. Daigneault 1997-98	D	•	Signed as a free agent on March 11, 2014. Became a free agent on July 1, 2016.
Michael Dal Colle 2017-18–2021-22	LW	•	Acquired from Anaheim with Joe Sacco and Mark Janssens in exchange for Travis Green, Doug Houda and Tony Tuzzolino on February 6, 1998. Claimed on June 26, 1998 by Nashville in the Expansion Draft. Selected in the first round, 5th overall, of the 2014 NHL Draft. Became a free agent on July 13, 2022.
Brad Dalgarno 1985-86–1988-89 1990-91–1995-96	RW	•	Selected in the first round, 6th overall, of the 1985 NHL Entry Draft. Retired in October 1989.
Rod Dallman 1987-88–1989-90	LW	•	Returned in September 1990. Became a free agent in July 1996.
Yann Danis 2008-09	G	•	Selected in the sixth round, 118th overall, of the 1985 NHL Entry Draft. Became a free agent on July 1, 1990.
Craig Darby 1994-95–1995-96	C	•	Signed by the Islanders on July 2, 2008. Became a free agent on July 1, 2009.
Brandon Davidson 2018	D	•	Acquired from Montreal with Kirk Muller and Mathieu Schneider in exchange for Pierre Turgeon and Vladimir Malakhov on April 5, 1995. Claimed off waivers by Philadelphia on June 4, 1996.
Johan Davidsson 1999-00	C	•	Acquired from Edmonton in exchange for a third-round pick in the 2019 NHL Draft on February 27, 2018. Became a free agent on July 1, 2018.
Rob Davison 2007-08	D	•	Acquired from Anaheim in exchange for Jorgen Jonsson on March 10, 2000. Became a free agent in July, 2000.
Jason Dawe 1997-98–1998-99	RW	•	Acquired from San Jose in exchange for a 2008 seventh round draft selection on February 26, 2008. Became a free agent on July 1, 2008.
Joe Day 1993-94	LW	•	Acquired from Buffalo in exchange for Paul Kruse and Jason Holland on March 24, 1998. Claimed off waivers by Montreal on December 15, 1998.
Calvin de Haan 2011-12–2017-18	D	•	Signed as a free agent on August 24, 1993. Became a free agent in July 1994.
Gerry Desjardins 1972-73–1973-74	G	•	Selected in the first round, 12th overall, of the 2009 NHL Draft. Became a free agent on July 1, 2018.
Jarrett Deuling 1995-96–1996-97	LW	•	Obtained in 1972 Expansion Draft from Chicago. Defected and traded to Buffalo in exchange for Gary Lariviere on March 3, 1975.
Kevin Devine 1982-83	LW	•	Selected in the third round, 56th overall, of the 1992 NHL Entry Draft. Became a free agent in July 1997.
Justin DiBenedetto 2010-11	C	•	Signed as a free agent on October 9, 1979. Became a free agent in July, 1984.
Gerald Diduck 1984-85–1989-90	D	•	Selected in the sixth round, 175th overall, of the 2008 NHL Draft. Became a restricted free agent on July 1, 2012.
Rob DiMaio 1988-89–1991-92	C	•	Selected in the 1st round, 16th overall in 1983 NHL EntryDraft. Traded to Montreal for Craig Ludwig on Sept. 4, 1990.
Rick DiPietro 2000-01-2012-13	G	•	Selected in the sixth round, 118th overall, of the 1987 NHL Entry Draft. Claimed by Tampa Bay in the 1992 Expansion Draft.
Gord Dineen 1982-83–1987-88 1994-95	D	•	Selected first overall in the 2000 NHL Entry Draft. Contract bought out on July 3, 2013.
Noah Dobson 2019-20–	D	•	Selected as 2nd pick (2nd round), 42nd overall, in 1981 NHL Entry Draft. Selected in the first round, 12th overall, of the 2018 NHL Draft.
		•	Traded to Minnesota on March 8, 1988 in exchange for Chris Pryor and future considerations. Signed as a free agent on August 2, 1994. Claimed off waivers by Florida on February 5, 1996.

T



ALL-TIME ROSTER (CONT.)

ed Donato 1998-99 2001-02	LW	<ul style="list-style-type: none"> Acquired from Boston in exchange for Ken Belanger on November 7, 1998. Traded to Ottawa in exchange for the Senators' 1999 fourth round draft pick. Signed as a free agent on January 17, 2002. Claimed off waivers by Los Angeles on January 30, 2002.
Mike Donnelly 1996-97	LW	<ul style="list-style-type: none"> Signed as a free agent on August 19, 1996. Became a free agent on July 1, 1997.
Matt Donovan 2011-12–2014-15	D	<ul style="list-style-type: none"> Selected in the fourth round, 96th overall, of the 2008 NHL Draft. Became a free agent on July 1, 2015.
Jamie Doornbosch 2010-11	D	<ul style="list-style-type: none"> Signed to an Amateur Tryout agreement on April 5, 2011. Released from his tryout agreement on April 6, 2011.
Jim Dowd 1996-97	C	<ul style="list-style-type: none"> Acquired from Vancouver in the Waiver Draft on September 30, 1996. Became free agent in July 1997.
Tom Draper 1993-94	G	<ul style="list-style-type: none"> Acquired from Buffalo for future considerations on September 30, 1993. Became a free agent in July 1994.
Jude Drouin 1974-75–1977-78	C	<ul style="list-style-type: none"> Traded by Minnesota for Craig Cameron on January 7, 1975. Became a free agent in July 1978.
Ted Drury 1999-00	C	<ul style="list-style-type: none"> Acquired from Anaheim in exchange for Tony Hrkac and Dean Malkoc on October 28, 1999. Selected by Columbus in the NHL Expansion Draft on June 23, 2000.
Wade Dubielewicz 2003-04–2007-08	G	<ul style="list-style-type: none"> Signed as a free agent on May 25, 2003. Became a free agent on July 1, 2008.
William Dufour 2022-23-	RW	<ul style="list-style-type: none"> Selected in the fifth round, 152nd overall, of the 2020 NHL Draft.
Mike Dunham 2006-07	G	<ul style="list-style-type: none"> Signed as a free agent on September 29, 2006. Became a free agent on July 1, 2007.
Arnaud Durand 2022-23-	LW	<ul style="list-style-type: none"> Selected in the sixth round, 165th overall, of the 2017 NHL Draft.
Dallas Eakins 1999-00	D	<ul style="list-style-type: none"> Signed as a free agent on August 12, 1999. Traded to Chicago for future considerations on March 3, 2000.
Mark Eaton 2010-11 –2011-12	D	<ul style="list-style-type: none"> Signed as a free agent on July 2, 2010. Became a free agent on July 1, 2012.
Jordan Eberle 2017-18–2020-21	RW	<ul style="list-style-type: none"> Acquired from Edmonton in exchange for Ryan Strome on June 22, 2017 Selected in the Expansion Draft by the Seattle Kraken on July 21, 2021
Pierre Engvall 2022-23-	LW	<ul style="list-style-type: none"> Acquired from the Toronto Maple Leafs on February 28, 2023 in exchange for a third round pick in the 2023 NHL Draft
John Erskine 2005-06	D	<ul style="list-style-type: none"> Acquired from Dallas along with a second round selection in the 2006 NHL Entry Draft in exchange for Janne Niinimaa and a seventh round selection in the 2007 NHL Entry Draft on January 10, 2006. Became a free agent in June 2006.
Shawn Evans 1989-90	D	<ul style="list-style-type: none"> Signed as a free agent on June 29, 1988. Released following the 1989-90 season.
Hudson Fasching 2022-23-	RW	<ul style="list-style-type: none"> Signed as a free agent on August 23, 2022.
Drew Fata 2006-07–2007-08	D	<ul style="list-style-type: none"> Signed as a free agent on February 4, 2007. Became a free agent on July 1, 2008.
Ruslan Fedotenko 2007-08	LW	<ul style="list-style-type: none"> Signed as a free agent on July 4, 2007. Became a free agent on July 1, 2008.
Chris Ferraro 1999-00	C/RW	<ul style="list-style-type: none"> Signed as a free agent on July 7, 1999. Became a free agent in July 2000.
Ray Ferraro 1990-91–1994-95	C	<ul style="list-style-type: none"> Acquired from Hartford in exchange for Doug Crossman on November 13, 1990. Became a free agent in July 1995.
Eric Fichaud 1995-96–1997-98	G	<ul style="list-style-type: none"> Acquired from Toronto in exchange for Benoit Hogue, a 1995 third round selection (Ryan Peperall) and a 1996 fifth round pick on April 6, 1995. Traded to Edmonton for Mike Watt on June 18, 1998.
Valtteri Filppula 2018-19	F	<ul style="list-style-type: none"> Signed as a free agent on July 1, 2018. Became a free agent on July 1, 2019.
Jeff Finley 1987-88–1991-92	D	<ul style="list-style-type: none"> Selected in the third round, 55th overall, of the 1985 NHL Entry Draft. Traded to Ottawa in exchange for Chris Luongo on June 30, 1993.
Joe Finley 2012-13–2013-14	D	<ul style="list-style-type: none"> Claimed off waivers from Buffalo on January 15, 2013 Became a free agent on July 1, 2014.
Tom Fitzgerald 1988-89–1992-93	C/RW	<ul style="list-style-type: none"> Selected in the first round, 17th overall, of the 1986 NHL Entry Draft. Claimed by Florida in the 1993 Expansion Draft.
Mark Fitzpatrick 1988-89–1992-93	G	<ul style="list-style-type: none"> Acquired with Wayne McBean and future considerations (Doug Crossman) from Los Angeles in exchange for Kelly Hruddy on February 22, 1989. Traded to Quebec with a 1993 first round draft choice (Adam Deadmarsh) in exchange for Ron Hextall and a 1993 first round draft choice (Todd Bertuzzi) on June 20, 1993.
Wade Flaherty 1997-98–2000-01	G	<ul style="list-style-type: none"> Signed as a free agent on July 1, 1997. Traded to Tampa Bay for a conditional draft pick on February 22, 2001.
Patrick Flatley 1983-84–1995-96	RW	<ul style="list-style-type: none"> Selected in the first round, 21st overall, of the 1982 NHL Entry Draft. Became a free agent in July 1996.
Mark Flood	D	<ul style="list-style-type: none"> Signed as a free agent on May 21, 2009.

ALL-TIME ROSTER (CONT.)

2009-10			Became a free agent on July 1, 2010.
Dave Fortier	D	•	Obtained in 1974 Reverse NHL Draft from Philadelphia.
1974-75–1975-76			Traded to Vancouver for future considerations in October 1976.
Corey Foster	D	•	Acquired from Pittsburgh in the Waiver Draft on September 30, 1996.
1996-97			Became a free agent in July, 1997.
Iain Fraser	LW	•	Selected in the 12th round, 233rd overall, of the 1989 Entry Draft.
1992-93			Became a free agent in July 1993.
Jamie Fraser	D	•	Signed by the Islanders on December 20, 2006.
2008-09			Became a free agent on July 1, 2009.
Mitch Fritz	LW	•	Signed by the Islanders on July 3, 2008.
2008-09			Became a free agent on July 1, 2009.
Tanner Fritz	F	•	Signed by the Islanders on March 29, 2017.
2017-21			Became a free agent on July 28, 2021.
Paul Gagne	LW	•	Acquired from Toronto with Jack Capuano and Derek Laxdal in exchange for Gilles Thibaudeau and Mike Stevens on December 20, 1989.
1989-90			Became a free agent in July 1990.
Germain Gagnon	LW	•	Purchased from Montreal with Denis DeJordy, Glenn Resch, Tony Featherstone and Murray Anderson on June 6, 1972.
1972-73–1973-74			Traded to Chicago in exchange for Walt Ledingham on March 7, 1974.
Brett Gallant	LW	•	Signed as a free agent on February 5, 2013.
2013-14			Became a free agent on July 1, 2015
Garry Galley	D	•	Signed as a free agent on September 10, 2000.
2000-01			Retired following the 2000-01 season.
Bruno Gervais	D	•	Selected in the sixth round, 182th overall, of the 2003 NHL Entry Draft.
2005-06–2010-11			Traded to Tampa Bay for future considerations on June 25, 2011
Christopher Gibson	G	•	Acquired from Toronto, along with Matthew Finn, Christopher Gibson, Tom Nilsson and Carter Verhaeghe, in exchange for Michael Grabner on September 17, 2015.
2015-16–2018-19			Became a free agent on October 9, 2020.
Greg Gilbert	LW	•	Selected in the fourth round, 80th overall, of the 1980 NHL Amateur Draft.
1981-82–1988-89			Traded to Chicago for future considerations (NYI draft Steve Young) on March 7, 1989.
Clark Gillies	LW	•	Selected in the first round, 4th overall, of the 1974 NHL Amateur Draft.
1974-75–1985-86			Claimed by Buffalo in NHL Waiver Draft in October 1986.
Trevor Gillies	LW	•	Signed as a free agent on January 28, 2010.
2009-10–2011-12			Became a free agent on July 1, 2012.
Stephen Gionta	F	•	Signed as a free agent on December 21, 2016
2016-17			Became a free agent on July 1, 2017
2018-19			Signed as a free agent on October 13, 2018.
Ray Giroux	D	•	Acquired from Philadelphia for a 2000 sixth round draft pick on August 25, 1998.
1999-00–2001-02			Became a free agent in July 2002.
Eric Godard	RW	•	Acquired from Florida in exchange for a third round pick in the 2002 NHL Entry Draft on June 22, 2002.
2002-03–2005-06			Became a free agent on July 1, 2006.
Butch Goring	C	•	Acquired from Los Angeles in exchange for Bill Harris and Dave Lewis on March 10, 1980.
1979-80–1984-85			Claimed off waivers by Boston on January 8, 1985.
Micahel Grabner	RW	•	Claimed off waivers by Florida on October 5, 2010.
2010-11–2014-15			Traded to Toronto in exchange for Taylor Beck, Mattew Finn, Christopher Gibson, Tom Nilsson and Carter Verhaeghe on September 17, 2015.
Mikhail Grabovski	C	•	Signed as a free agent on July 2, 2014.
2014-15–2016-17			Traded to Vegas, with Jake Bischoff, a 2017 first-round pick and 2019 second-round pick in exchange for expansion draft considerations.
Gerry Gray	G	•	Acquired from Detroit with Arnie Brown in exchange for Denis DeJordy and Don McLaughlin on October 5, 1972.
1972-73			Defected and released in June 1973
Denis Grebeshkov	D	•	Acquired from Los Angeles with Jeff Tambellini in exchange for Mark Parrish, Brent Sopel and a conditional selection in the 2006 Draft on March 8, 2006.
2006-07			Traded to Edmonton on February 18, 2007.
Josh Green	LW	•	Acquired with Olli Jokinen, Mathieu Biron and the Kings' 1999 first round draft pick (Taylor Pyatt) from Los Angeles in exchange for Zigmund Palffy, Bryan Smolinski and Marcel Cousineau on June 20, 1999.
1999-00			Traded to Edmonton with Eric Brewer and the Islanders 2000 second round draft pick in exchange for Roman Hamrlík on June 24, 2000.
Rick Green	D	•	Acquired from Detroit with future considerations for the rights to Alan Kerr on May 28.
1991-92			Retired July 1992.
Travis Green	C	•	Selected in the second round, 23rd overall, of the 1989 NHL Entry Draft.
1992-93–1997-98			Traded with Doug Houda and Tony Tuzzolino to Anaheim in exchange for Joe Sacco, J.J. Daigneault and Mark Janssens on February 6, 1998.
Andy Greene	D	•	Acquired from New Jersey in exchange for David Quenneville and a second-round pick in the 2021 NHL Draft on February 16, 2020.
2019-20–2021-22			Became a free agent on July 13, 2022.
Thomas Greiss	G	•	Signed as a free agent on July 1, 2015.
2015-16–2019-20			Became a free agent on October 9, 2020.
Richard Grenier	C	•	Selected in the fifth round, 65th overall, of the 1972 NHL Amateur Draft.
1972-73			Released in June 1975.
Brent Grieve	LW	•	Selected in the fourth round, 65th overall, of the 1989 NHL Entry Draft.
1993-94			Traded to Edmonton in exchange for Marc Laforge on December 15, 1993.



ALL-TIME ROSTER (CONT.)

Jari Gronstrand 1989-90–1990-91	D	•	Claimed off waivers from Quebec on November 21, 1989. Released in the off season, 1991.
Paul Guay 1990-91	RW	•	Signed by the Islanders as a free agent on August 13, 1990. Released following the 1990-91 season.
Bill Guerin 2007-08–2008-09	RW	•	Signed as a free agent on July 5, 2007. Traded to Pittsburgh for a conditional draft pick on March 4, 2009.
Ari Haanpaa 1985-86–1987-88	RW	•	Selected in the fourth round, 83rd overall, of the 1984 NHL Entry Draft. Became a free agent in July 1988.
Jeff Hackett 1988-89–1990-91	G	•	Selected in the second round, 34th overall, of the 1987 NHL Entry Draft. Claimed by San Jose in the 1991 NHL Expansion Draft.
Sean Haggerty 1997-98–1999-00	LW	•	Acquired with Kenny Jonsson, Darby Hendrickson and Toronto's first round selection in 1997 (Roberto Luongo) from Toronto in exchange for Wendel Clark, Mathieu Schneider and D.J. Smith on March 13, 1997. Claimed off waivers by Nashville on May 23, 2000.
Jaroslav Halak 2014-15–2017-18	G	•	Acquired from Washington on May 1, 2014 in exchange for a fourth-round pick in the 2014 NHL Draft. Became a free agent on July 1, 2018.
Micheal Haley 2009-10–2011-12	C	•	Signed as a free agent on May 19, 2008. Became a free agent on July 1, 2012.
Bob Halkidis 1995-96	D	•	Acquired from Chicago in exchange for Danton Cole on February 2, 1996. Became a free agent in July 1996.
Kevin Haller 2000-01–2001-02	D	•	Signed as a free agent on July 3, 2000. Retired following 2001-02 season.
Mats Hallin 1982-83–1984-85	LW	•	Signed by Islanders on June 21, 1981. Traded to Minnesota for future considerations on September 9, 1985.
Mike Halmo 2013-14	LW	•	Signed as a free agent on March 10, 2012. Became a free agent on July 1, 2016
Jeff Hamilton 2003-04–2005-06	C	•	Signed by Islanders on August 6, 2002. Became a free agent in July 2006.
Travis Hamonic 2010-11–2016-17	D	•	Selected in the second round, 53rd overall, of the 2008 NHL Entry Draft Traded to Calgary in exchange for a first (Noah Dobson) and second (Ruslan Ishkakov) round pick in 2018 and a second round pick in either 2019 or 2020 on June 24, 2017.
Roman Hamrlik 2000-01–2004-05	D	•	Acquired from Edmonton in exchange for Eric Brewer, Josh Green and the Islanders' second round selection (Brad Winchester) in the 2001 NHL Entry Draft on June 24, 2000. Became a free agent in August 2005.
Mark Hamway 1984-85–1986-87	RW	•	Selected in the seventh round, 143rd overall, of the 1980 NHL Entry Draft. Retired in February 1987.
Ron Handy 1984-85	LW	•	Selected in the third round, 57th overall, of the 1981 NHL Entry Draft. Became free agent in July 1985.
Richie Hansen 1976-77–1978-79	LW	•	Selected in the seventh round, 119th overall, of the 1975 NHL Amateur Draft. Selected in the 1979 Expansion Draft by Minnesota.
David Harlock 1998-99	D	•	Signed as a free agent on August 19, 1998. Claimed in the Expansion Draft by Atlanta on June 25, 1999.
Bill Harris 1972-73–1979-80	RW	•	Selected first overall in the 1972 NHL Amateur Draft. Traded with Dave Lewis to Los Angeles in exchange for Butch Goring on March 10, 1980.
Gerry Hart 1972-73–1978-79	D	•	Obtained from Detroit in 1972 Expansion Draft. Selected by Quebec in the 1979 Expansion Draft.
Neil Hawryliw 1981-82	LW	•	Signed as a free agent on October 10, 1978. Became a free agent in July 1984.
Glenn Healy 1989-90–1992-93	G	•	Signed as a free agent on August 16, 1989. Claimed by Anaheim in the 1993 Expansion Draft.
Raimo Helminen 1988-89	C	•	Signed as a free agent on June 1, 1988. Contract terminated by the Islanders in April 1989.
Darby Hendrickson 1995-96–1996-97	C/LW	•	Acquired with Kenny Jonsson, Sean Haggerty and a 1997 first round draft selection from Toronto in exchange for Wendel Clark, Mathieu Schneider and D.J. Smith on March 13, 1996. Traded to Toronto for a conditional fifth or sixth round pick in the 1998 NHL Entry Draft.
Lorne Henning 1972-73–1980-81	C	•	Selected in the second round, 17th overall, of the 1972 NHL Amateur Draft. Retired after the 1980-81 season.
Dale Henry 1984-85–1989-90	LW	•	Selected in the eighth round, 163rd overall, of the 1983 NHL Entry Draft. Became a free agent in July 1990.
Ian Herbers 1999-00	D	•	Acquired from Tampa Bay in exchange for a 2000 seventh round draft pick on March 9, 2000. Released following the 1999-00 season.
Jason Herter 1995-96	D	•	Signed as a free agent on September 7, 1995. Became a free agent in July 1996.
Jamie Heward 1999-00	D	•	Signed as a free agent on July 7, 1999. Claimed off waivers by Columbus on May 26, 2000.
Ron Hextall 1993-94	G	•	Acquired with a 1993 first round draft choice (Todd Bertuzzi) from Quebec in exchange for Mark Fitzpatrick and a 1993 first round draft choice (Adam Deadmarsh) June 20, 1993. Traded to Philadelphia with a 1995 sixth round draft choice for Tommy Soderstrom on September 22, 1994.
Ernie Hicke 1973-74–1974-75	C/LW	•	Acquired with Bill MacMillan from Atlanta in exchange for Arnie Brown on February 13, 1973. Traded with Doug Rombough to Minnesota in exchange for J.P. Parise on January 5, 1975.

ALL-TIME ROSTER (CONT.)

Thomas Hickey 2012-13–2021-22	D	•	Claimed off waivers from Los Angeles on January 15, 2013 Became a free agent on July 13, 2021.
Andy Hilbert 2006-07–2008-09	LW	•	Signed as a free agent on July 4, 2006. Became a free agent on July 1, 2009.
Sean Hill 2006-07	D	•	Signed as a free agent on August 15, 2006. Became a free agent on July 1, 2007.
Jack Hillen 2007-08–2010-11	D	•	Signed as a free agent on April 1, 2008. Became a free agent on July 1, 2011.
Randy Hillier 1991-92	D	•	Signed as a free agent on July 5, 1991. Traded with Randy Wood, Pat LaFontaine and future considerations to Buffalo in exchange for Pierre Turgeon, Uwe Krupp, Benoit Hogue and Dave McLlwain on October 25, 1991.
Goran Hogosta 1977-78	G	•	Obtained from the Swedish National Team in June, 1977. Traded to Quebec in exchange for Richard Brodeur in August, 1979.
Benoit Hogue 1991-92–1994-95	C/LW	•	Acquired with Pierre Turgeon, Uwe Krupp and Dave McLlwain from Buffalo in exchange for Pat LaFontaine, Randy Wood, Randy Hillier and future considerations on October 25, 1991. Traded with a 1995 third round draft choice (Ryan Pepperall) and a 1996 fifth round draft selection to Toronto in exchange for Eric Fichaud on April 6, 1995.
Jason Holland 1996-97–1997-98	D	•	Selected in the second round, 38th overall, of the 1994 NHL Entry Draft. Traded with Paul Kruse to Buffalo in exchange for Jason Dawe on March 24, 1998.
Simon Holmstrom 2022-23-	RW	•	Selected in the first round, 23rd overall, of the 2019 NHL Draft.
Mike Hordy 1978-79–1979-80	D	•	Selected in the fifth round, 86th overall, of the 1976 NHL Amateur Draft. Contract terminated after 1981-82 season.
Bo Horvat 2022-23	C	•	Acquired from the Vancouver Canucks on January 30, 2023, in exchange for Anthony Beauvillier, Aatu Raty, and a first round pick in the 2023 NHL Draft.
Joshua Ho-Sang 2016-17–2018-19	F	•	Selected in the first round, 28th overall, of the 2014 NHL Draft. Became a free agent on July 28, 2021.
Doug Houda 1996-97–1997-98	D	•	Signed as a free agent on October 26, 1996. Traded with Travis Green and Tony Tuzzolino to Anaheim in exchange for Joe Sacco, J.J. Daigneault and Mark Janssens on February 6, 1997.
Mike Hough 1997-98–1998-99	LW	•	Signed as a free agent on July 1, 1997. Released in December, 1998.
Garry Howatt 1972-73–1982-83	LW	•	Selected in the 10th round, 144th overall, of the 1972 NHL Amateur Draft. Traded to Hartford in exchange for a 1983 fifth round draft choice on October 2, 1983.
Scott Howson 1984-85–1985-86	C	•	Signed as free agent on August 25, 1981. Became a free agent in July, 1985.
Tony Hrkac 1999-00	C	•	Signed as a free agent on July 29, 1999. Traded with Dean Malkoc to Anaheim in exchange for Ted Drury on October 28, 1999.
Kelly Hrudey 1984-85–1988-89	G	•	Selected in the second round, 38th overall, of the 1980 NHL Entry Draft. Traded to Los Angeles in exchange for Wayne McBean, Mark Fitzpatrick and future considerations (Doug Crossman) on February 22, 1989.
Dave Hudson 1972-73–1973-74	C	•	Obtained from Chicago in 1972 NHL Expansion Draft. Selected by Kansas City in 1974 NHL Expansion Draft.
Brent Hughes 1996-97	LW	•	Signed as a free agent on August 9, 1996. Became a free agent on July, 1997.
Trent Hunter 2001-02-2010-11	RW	•	Acquired from Anaheim in exchange for a fourth round pick in the 2000 NHL Entry Draft on May 23, 2000. Traded to New Jersey for Brian Rolston on July 28, 2011.
Grant Hutton 2021-22-	D	•	Signed as a free agent on March 21, 2019.
Mike Iggulden 2008-09	RW	•	Signed by the Islanders on July 2, 2008. Became a free agent on July 1, 2009.
Brad Isbister 1999-00–2002-03	LW	•	Acquired with a 1999 third round pick (Brian Collins) from Phoenix in exchange for Robert Reichel, the Islanders 1999 third round pick and Ottawa's 1999 fourth round pick (previously acquired for Ted Donato) on March 20, 1999. Traded with Raffi Torres to Edmonton in exchange for Janne Niinimaa and a second round pick in the 2003 NHL Entry Draft on March 11, 2003.
Tim Jackman 2007-08–2009-10	RW	•	Signed as a free agent on July 5, 2007. Became a free agent on July 1, 2010.
Dane Jackson 1997-98	RW	•	Signed as a free agent on July 18, 1997. Became a free agent in July 1999.
Craig Janney 1998-99	C	•	Acquired from Tampa Bay in exchange for Toronto's 1999 sixth round draft pick (previously acquired for Bryan Berard) on January 18, 1999. Became a free agent in July 1999.
Mark Janssens 1997-98	C	•	Acquired with Joe Sacco and J.J. Daigneault from Anaheim in exchange for Travis Green, Doug Houda and Tony Tuzzolino on February 6, 1998. Traded to Phoenix for a 1998 ninth round draft selection on March 24, 1998.
Cole Jarrett 2005-06	D	•	Signed as a free agent on September 10, 2003. Became a free agent July 1, 2006.
Jesse Joensuu 2008-09-2012-13	LW	•	Selected in the second round, 60th overall, of the 2006 NHL Entry Draft. Became a free agent on July 5, 2013
Glenn Johannesen 1985-86	D	•	Selected in the 10th round, 206th overall, of the 1980 NHL Entry Draft. Released following the 1990-91 season.
Andreas Johansson	C/LW	•	Selected in the seventh round, 136th overall, of the 1991 NHL Entry Draft.



ALL-TIME ROSTER (CONT.)

1995-96–1996-97			Traded with Darius Kasparaitis to Pittsburgh for Bryan Smolinski on November 17, 1996.
Aaron Johnson	D/W	•	Signed as a free agent on July 12, 2007.
2007-08			Became a free agent on July 1, 2008.
Chad Johnson	G	•	Signed as a free agent on July 1, 2014.
2014-15			Traded to Buffalo on March 2, 2015 with a third-round pick in the 2016 NHL Draft in exchange for Michal Neuvirth.
Justin Johnson	RW	•	Signed as a free agent on March 3, 2014.
2013-14			Became a free agent on July 1, 2014.
Randy Johnston	D	•	Selected in the second round, 34th overall, of the 1978 NHL Amateur Draft.
1979-80			Became a free agent in July 1985.
Ross Johnston	LW	•	Signed as a free agent on March 31, 2015.
2015-16–			
Olli Jokinen	C	•	Acquired with Josh Green, Mathieu Biron and the Kings' 1999 first round draft selection (Taylor Pyatt) from Los Angeles in exchange for Zigmund Palffy, Bryan Smolinski and Marcel Cousineau on June 20, 1999.
1999-00			Traded with Roberto Luongo to Florida in exchange for Oleg Kvasha and Mark Parrish on June 24, 2000.
Connor Jones	F	•	Signed as a free agent on February 22, 2017.
2016-17			Became a free agent on July 1, 2017.
Jorgen Jonsson	C	•	Acquired from Calgary in exchange for Jan Hlavac on July 14, 1998.
1999-00			Traded to Anaheim in exchange for Johan Davidsson on March 10, 2000.
Kenny Jonsson	D	•	Acquired with Darby Hendrickson, Sean Haggerty and a 1997 first round draft selection from Toronto in exchange for Wendel Clark, Mathieu Schneider and D.J. Smith on March 13, 1996.
1995-96–2004-05			Became a restricted free agent in August 2005.
Tomas Jonsson	D	•	Selected in the second round, 25th overall, of the 1979 NHL Draft.
1981-82–1988-89			Traded to Edmonton for future considerations (NYI draft Kevin O'Sullivan) on February 15, 1989.
Steve Junker	LW	•	Selected in the fifth round, 92nd overall, of the 1991 NHL Entry Draft.
1992-93–1993-94			Became a free agent in July 1995.
Milan Jurcina	D	•	Signed as a free agent on July 2, 2010.
2010-11–2011-12			Became a free agent on July 1, 2012.
Anders Kallur	C/RW	•	Signed as a free agent in the summer of 1979.
1979-80–1984-85			Given his unconditional release on July 12, 1985.
Yan Kaminsky	RW	•	Acquired from Winnipeg in exchange for Wayne McBean on February 1, 1994.
1993-94–1995-96			Became a free agent in July 1996.
Alexander Karpovtsev	D	•	Acquired from Chicago in exchange for a 2004 fourth-round Draft pick on March 11, 2004.
2003-04			Became a free agent in July 2004.
Darius Kasparaitis	D	•	Selected as 1st pick, 5th overall, in the 1992 NHL Entry Draft.
1992-93–1996-97			Traded with Andreas Johansson to Pittsburgh in exchange for Bryan Smolinski on November 17, 1996.
Mike Kaszycki	C	•	Selected in the second round, 32nd overall, of the 1976 NHL Amateur Draft.
1977-78–1979-80			Traded to Washington in exchange for Gord Lane on December 7, 1979.
Mark Katic	D	•	Selected in the third round, 62nd overall in the 2007 NHL Entry Draft
2010-11			Became a restricted free agent on July 1, 2012.
Bracken Kearns	C	•	Signed as a free agent on July 2, 2015.
2015-16–2016-17			Became a free agent on July 1, 2017
Matt Keith	RW	•	Acquired from Anaheim in exchange for Darryl Bootland on January 9, 2008.
2007-08			Became a free agent on July 1, 2008.
Mike Kennedy	C	•	Signed as a free agent on September 9, 1998.
1998-99			Became a free agent in July 1999.
Tyler Kennedy	C	•	Acquired from San Jose in exchange for a conditional seventh-round pick in the 2015 NHL Draft.
2014-15			Became a free agent on July 1, 2015.
Alan Kerr	RW	•	Selected in the fifth round, 84th overall, of the 1982 NHL Entry Draft.
1984-85–1990-91			Traded to Detroit in exchange for Rick Green and possible future considerations on May 28, 1991.
Alexander Kharitonov	RW	•	Acquired from Tampa Bay with Adrian Aucoin for Mathieu Biron and a 2002 draft pick on June 22, 2001.
2001-02			Released on November 8, 2001.
Derek King	LW	•	Selected in the first round, 13th overall, of the 1985 NHL Entry Draft.
1986-87–1996-97			Traded to Hartford for a fifth round pick in the 1997 NHL Entry Draft on March 18, 1997.
Marko Kiprusoff	D	•	Signed as a free agent on June 15, 2001.
2001-02			Released on January 26, 2002.
Anton Klementyev	D	•	Selected in the fifth round, 122nd overall, of the 2009 NHL Entry Draft
2009-10–2011-12			Placed on unconditional waivers on February 3, 2012.
Matt Koalska	C	•	Signed as a free agent on August 20, 2004.
2005-06–2006-07			Traded to Ottawa for Tomas Malec on January 5, 2007.
Dustin Kohn	D	•	Selected in the second round, 46th overall, of the 2005 NHL Entry Draft
2009-10–2010-11			Became a free agent on July 1, 2011.
Otto Koivula	LW	•	Selected in the fourth round, 120st overall, of the 2016 NHL Draft.
2019-20–			
Juraj Kolnik	RW	•	Selected in the fourth round, 101st overall, of the 1999 NHL Entry Draft.
2000-01–2002-03			Traded to Florida with the Islanders ninth round pick in the 2003 NHL Entry Draft for Sven Butenschon on October 11, 2002
Leo Komarov	F	•	Signed as a free agent on July 1, 2018.
2018-19–2021-22			Contract bought out on November 13, 2021.
Zenon Konopka	C	•	Signed as a free agent on July 2, 2010.
2010-11			Became a free agent on July 1, 2011.
Steve Konroyd	d	•	Acquired from Calgary with Rich Kromm in exchange for John Tonelli on March 11, 1986.

ALL-TIME ROSTER (CONT.)

1985-86–1988-89			Traded with Bob Bassen to Chicago for Gary Nylund and Marc Bergevin on November 25, 1988.
Evgeny Korolev	d	•	Selected in the eighth round, 192nd overall, of the 1996 NHL Entry Draft.
1999-00			Became a free agent in July 2006.
Roger Kortko	C	•	Selected in the seventh round, 126th overall, of the 1982 NHL Entry Draft.
1984-85–1985-86			Became a free agent in July 1987.
Mikko Koskinen	G	•	Selected in the second round, 31st overall, of the 2009 NHL Entry Draft.
2010-11			Assigned to KalPa (SM-Liiga) on November 15, 2011.
Viktor Kozlov	C/LW	•	Signed as a free agent on September 12, 2006.
2006-07			Became a free agent on July 1, 2007.
Jason Krog	C	•	Signed as a free agent on April 10, 1999.
1999-00–2001-02			Became a free agent in July 2002.
Rich Kromm	LW	•	Acquired with Steve Konroyd from Calgary in exchange for John Tonelli on March 11, 1986.
1985-86–1992-93			Became a free agent in July 1993.
Uwe Krupp	D	•	Acquired with Pierre Turgeon, Benoit Hogue and Dave McLlwain from Buffalo in exchange for Pat LaFontaine, Randy Wood, Randy Hillier and future considerations on October 25, 1991.
1991-92–1993-94			Traded with Islanders first round choice (Wade Belak) in 1994 NHL Entry Draft to Quebec in exchange for Ron Sutter and Quebec's first round pick (Brett Lindros) in 1994 NHL Entry Draft on June 28, 1994.
Paul Kruse	LW	•	Acquired from Calgary in exchange for Colorado's third round pick in the 1997 NHL Entry Draft, on November 27, 1996.
1996-97–1997-98			Traded with Jason Holland to Buffalo in exchange for Jason Dawe on March 24, 1998.
Tom Kuhnhackl	F	•	Signed as a free agent on July 2, 2018.
2018-19–19-20			Became a free agent on October 9, 2020.
Nikolay Kulemin	LW	•	Signed as a free agent on July 2, 2014.
2014-15–2017-18			Became a free agent on July 1, 2018.
Tom Kurvers	D	•	Acquired from Minnesota in exchange for Craig Ludwig on June 22, 1991.
1991-92–1993-94			Traded to Anaheim in exchange for Troy Loney on June 29, 1994.
Dale Kushner	LW	•	Signed as a free agent on April 7, 1987.
1989-90			Became a free agent on July 1, 1990.
Oleg Kvasha	LW	•	Acquired with Mark Parrish from Florida in exchange for Roberto Luongo and Olli Jokinen on June 24, 2000.
2000-01–2005-06			Traded to Phoenix in exchange for a third round selection in the 2006 NHL Entry Draft on March 9, 2006.
Scott Lachance	D	•	Selected in the first round, fourth overall, of the 1991 NHL Entry Draft.
1991-92–1998-99			Traded to Montreal in exchange for the Canadiens' 1999 third round draft pick (Brian Collins) on March 9, 1999
Daniel Lacroix	LW	•	Signed as a free agent on August 12, 1999.
1999-00			Became a free agent on July 1, 2000.
Andrew Ladd	LW	•	Signed as a free agent on July 1, 2016
2016-17–2020-21			Traded to Arizona with a second round selection in the 2021 NHL Draft, a second round selection in the 2022 NHL Draft and a conditional third round selection in the 2023 NHL Draft on July 17, 2021.
Paul LaDue	D	•	Signed as a free agent on September 16, 2021.
2021-22			Became a free agent on July 13, 2022.
Pat LaFontaine	C	•	Selected in the first round, third overall, of the 1983 NHL Entry Draft.
1984-85–1990-91			Traded with Randy Wood, Randy Hillier and future considerations to Buffalo in exchange for Pierre Turgeon, Uwe Krupp, Benoit Hogue and Dave McLlwain on October 25, 1991.
Gord Lane	D	•	Acquired from Washington in exchange for Mike Kaszycki on December 7, 1979.
1979-80–1984-85			Became a free agent in July 1985.
Dave Langevin	D	•	Selected in the seventh round, 112th overall, of the 1974 NHL Amateur Draft.
1979-80–1984-85			Selected by Minnesota in the 1985 Waiver Draft.
Claude Lapointe	C	•	Signed as a free agent on August 14, 1996.
1996-97–2002-03			Traded to Philadelphia in exchange for a fifth-round pick in the 2003 NHL Entry Draft on March 9, 2003.
Reed Larson	D	•	Signed as a free agent December 5, 1988.
1988-89			Traded to Minnesota for future considerations (Mike Kelfer) on March 7, 1989.
Brad Lauer	LW	•	Selected as 3rd pick (2nd round), 34th overall, in 1985 NHL Entry Draft.
1986-87–1991-92			Traded with Brent Sutter to Chicago in exchange for Adam Creighton and Steve Thomas on October 25, 1991.
Brian Lavender	LW	•	Purchased with Dave Pulkkinen from St. Louis on September 1, 1972.
1972-73			Traded with Ken Murray to Detroit in exchange for Ralph Stewart and Bob Cook on January 17, 1973.
Mark Lawrence	RW	•	Signed as a free agent on July 17, 1997.
1997-98–2000-01			Became a free agent in July 2001.
Nathan Lawson	G	•	Signed as a free agent on March 2, 2008.
2010-11			Became a free agent on July 1, 2011.
Derek Laxdal	RW	•	Acquired with Jack Capuano and Paul Gagne from Toronto in exchange for Gilles Thibaudeau and Mike Stevens on December 20, 1989.
1989-90–1990-91			Became a free agent in July, 1991.
Nick Leddy	D	•	Acquired with Kent Simpson from Chicago on October 4, 2014 in exchange for TJ Brennan, Ville Pokka and Anders Nilsson.
2014-15–2020-21			Traded to Detroit in exchange for Richard Panik and a second round selection in the 2021 NHL Draft on July 16, 2021.
Walt Ledingham	LW	•	Acquired from Chicago in exchange for Germain Gagnon on March 7, 1974.
1974-75–1976-77			Retired in 1978.
Anders Lee	C	•	Selected in the sixth round, 152nd overall, of the 2009 NHL Draft.
2012-13–			
Bryan Lefley	D	•	Obtained from the New York Rangers in the 1972 NHL Expansion Draft.
1972-73–1973-74			Selected by Kansas City in the 1974 NHL Expansion Draft.
Robin Lehner	G	•	Signed as a free agent on July 3, 2018.
2018-19			Became a free agent on July 1, 2019



ALL-TIME ROSTER (CONT.)

Ken Leiter 1984-85–1987-88	D	•	Selected in the fifth round, 101st overall, of the 1980 NHL Entry Draft. Retired in September 1988.
Alan Letang 2002-03–2003-04	D	•	Signed as a free agent on July 18, 2002. Became a free agent in July 2004.
Dave Lewis 1973-74–1979-80	D	•	Selected in the third round, 33rd overall, of the 1973 NHL Amateur Draft. Traded with Bill Harris to Los Angeles in exchange for Butch Goring on March 10, 1980.
Jeff Libby 1996-97	D	•	Signed as a free agent on April 23, 1997. Retired in 1997.
Trevor Linden 1997-98–1998-99	C/W	•	Acquired from Vancouver in exchange for Bryan McCabe, Todd Bertuzzi and a 1998 third round draft choice on February 6, 1998. Traded to Montreal in exchange for the Canadiens' 1999 first round draft pick (Branislav Mezei) on May 29, 1999.
Mats Lindgren 1998-99–2001-02	C	•	Acquired with Edmonton's 1999 eighth round draft pick in exchange for Tommy Salo on March 20, 1999. Became a free agent in July 2002.
Brett Lindros 1994-95–1995-96	RW	•	Selected in the first round, 9th overall, of the 1994 NHL Entry Draft. Retired on May 1, 1996.
Claude Loiselle 1991-92–1993-94	C/LW	•	Traded with Daniel Marois from Toronto in exchange for Ken Baumgartner and Dave McLlwain on March 10, 1992. Became a free agent in July 1994.
Troy Loney 1994-95	LW	•	Acquired from Anaheim in exchange for Tom Kurvers on July 29, 1994. Claimed off waivers by the NY Rangers on April 7, 1995.
Danny Lorenz 1990-91–1992-93	G	•	Selected in the third round, 58th overall, of the 1988 NHL Entry Draft. Became a free agent in July 1994.
Bob Lorimer 1976-77–1980-81	D	•	Selected in the ninth round, 129th overall, of the 1973 NHL Amateur Draft. Traded with Dave Cameron to Colorado in exchange for a 1983 first round draft choice on October 1, 1981.
Craig Ludwig 1990-91	D	•	Traded by Montreal in exchange for Gerald Diduck on September 4, 1990. Traded to Minnesota in exchange for Tom Kurvers on June 22, 1991.
Warren Luhnig 1997-98–1998-99	RW	•	Selected in the fourth round, 92nd overall, of the 1993 NHL Entry Draft. Traded to Dallas in exchange for the Stars 1999 third round draft pick on June 25, 1999.
Brad Lukowich 2005-06	D	•	Signed as a free agent on August 11, 2005. Traded to New Jersey on March 9, 2006 in exchange for a third round selection in the 2006 NHL Entry Draft.
Chris Luongo 1993-94–1995-96	D	•	Acquired from Ottawa in exchange for Jeff Finley on June 30, 1993. Became a free agent in July 1996.
Roberto Luongo 1999-00	G	•	Selected as 1st pick, 4th overall in the 1997 NHL Entry Draft. Traded with Olli Jokinen to Florida in exchange for Oleg Kvasha and Mark Parrish on June 24, 2000.
Andrew MacDonald 2008-09–2013-14	D	•	Selected in the sixth round, 160th overall, of the 2006 NHL Entry Draft. Traded to Philadelphia in exchange for a third-round pick in the 2014 NHL Draft, second-round pick in the 2015 NHL Draft and Matt Mangene
Joey MacDonald 2007-08–2008-09	G	•	Signed as a free agent on July 5, 2007. Became a free agent on July 1, 2009.
Garth MacGuigan 1979-80	C	•	Selected in the third round, 50th overall, of the 1976 NHL Amateur Draft. Became a free agent in 1984.
Bill MacMillan 1973-74–1976-77	RW	•	Traded with Ernie Hicke from Atlanta in exchange for Arnie Brown on February 13, 1973. Named player-coach of Fort Worth Texans in 1977.
Mike MacWilliam 1995-96	LW	•	Signed as a free agent on July 25, 1995. Became a free agent in July 1996.
Jim Mair 1972-73	D	•	Obtained from Philadelphia in 1972 NHL Expansion Draft. Claimed off waivers by Vancouver on February 19, 1973.
Mikko Makela 1985-86–1989-90	LW	•	Selected in the fourth round, 66th overall, of the 1983 NHL Entry Draft. Traded to Los Angeles in exchange for Ken Baumgartner and Hubie McDonough on November 29, 1989.
Vladimir Malakhov 1992-93–1994-95	D	•	Selected in the 10th round, 191st overall, of the 1989 NHL Entry Draft. Traded with Pierre Turgeon to Montreal in exchange for Kirk Muller, Mathieu Schneider and Craig Darby on April 4, 1995.
David Maley 1993-94	LW	•	Acquired from San Jose for future considerations on January 24, 1994. Became a free agent in July 1994.
Dean Malkoc 1998-99–1999-00	D	•	Signed as a free agent on August 19, 1998. Traded with Tony Hrkac to Anaheim in exchange for Ted Drury on October 28, 1999.
Don Maloney 1989-90–1990-91	RW	•	Signed as a free agent on August 25, 1989. Retired on January 17, 1991.
George Maneluk 1990-91	G	•	Selected in the fourth round, 76th overall, of the 1987 NHL Entry Draft. Became a free agent in 1991.
Eric Manlow 2002-03–2003-04	C	•	Signed as a free agent on July 19, 2002. Became a free agent in July 2004.
Peter Mannino 2008-09	G	•	Signed as a free agent on July 3, 2008. Became a free agent on July 1, 2009.
Justin Mapletoft 2002-03–2003-04	C	•	Selected in the fifth round, 130th overall, of the 1999 NHL Entry Draft. Became a free agent in July 2006.
Brian Marchinko 1972-73–1974-75	C	•	Obtained from Toronto in the 1972 NHL Expansion Draft. Released in June 1975.
Hector Marini 1978-79–1981-82	RW	•	Selected in the third round, 50th overall, of the 1977 NHL Amateur Draft. Traded to New Jersey for switch of fourth round picks in 1983 Amateur Draft (Mikko Makela) on October 1, 1982.
Chris Marinucci 1994-95–1996-97	LW	•	Selected in the fifth round, 90th overall, of the 1990 NHL Entry Draft. Traded to Los Angeles in exchange for Nick Vachon on November 18, 1996.

ALL-TIME ROSTER (CONT.)

Masi Marjamaki 2005-06–2006-07	LW	•	Selected in the fifth round, 144th overall, of the 2005 NHL Entry Draft. Returned to Finland in October 2007.
Daniel Marois 1991-92–1992-93	RW	•	Acquired with Claude Loiselle from Toronto in exchange for Ken Baumgartner and Dave McLlwain on March 10, 1992. Traded to Boston for a conditional 1994 draft pick on March 18, 1993.
Bert Marshall 1973-74–1978-79	D	•	Obtained from the NY Rangers in 1973 Inter-League Draft. Named coach of the Indianapolis Checkers in 1979.
Matt Martin 2009-10–2015-16 2018-19–	LW	•	Selected in the fifth round, 148th overall, of the 2008 NHL Entry Draft. Became a free agent on July 1, 2016.
Radek Martinek 2001-02–2010-11 2012-13–2013-14	D	•	Acquired from Toronto in exchange for Eamon McAdam on July 3, 2018. Selected in the eighth round, 228th overall, of the 1999 NHL Entry Draft. Became a free agent on July 1, 2011. Signed as a free agent on January 13, 2013. Became a free agent on July 1, 2014.
Steve Martins 2000-01	C	•	Acquired from Tampa Bay for a conditional draft pick on January 4, 2001. Became a free agent in July 2001.
Greg Mauldin 2009-10	LW	•	Signed as a free agent on July 6, 2009. Became a free agent on July 1, 2010.
Scott Mayfield 2013-14–	D	•	Selected in the second round, 34th overall, of the 2011 NHL Draft.
Dean McAmmond 2008-09	C	•	Obtained from the Ottawa Senators in a trade in exchange for Mike Comrie and Chris Campoli on February 20, 2009. Became a free agent on July 1, 2009.
Wayne McBean 1988-89–1993-94	D	•	Acquired with Mark Fitzpatrick and Doug Crossman from Los Angeles in exchange for Kelly Hrudehy on February 22, 1989. Traded to Winnipeg in exchange for Yan Kaminsky on February 1, 1994.
Bryan McCabe 1995-96–1997-98	D	•	Selected in the second round, 40th overall, of the 1993 NHL Entry Draft. Traded with Todd Bertuzzi and a 1998 third round draft choice to Vancouver in exchange for Trevor Linden on February 6, 1998.
Colin McDonald 2012-13–2014-15	RW	•	Signed as a free agent on July 2, 2012 Became a free agent on July 1, 2015
Hubie McDonough 1989-90–1991-92	C	•	Acquired with Ken Baumgartner from Los Angeles in exchange for Mikko Makela on November 29, 1989. Traded to San Jose for cash on August 31, 1992.
Mike McEwen 1980-81–1983-84	D	•	Acquired from Colorado in exchange for Glenn Resch and Steve Tambellini on March 10, 1981. Traded to Los Angeles in exchange for 1984 fourth round draft pick (Doug Wieck) on November 17, 1983.
Bob McGill 1993-94	D	•	Signed as a free agent on September 7, 1993. Claimed off waivers by Hartford on November 3, 1993.
Marty McInnis 1991-92–1996-97	C/LW	•	Selected in the eighth round, 163rd overall, of the 1988 NHL Entry Draft. Traded with Tyrone Garner and Calgary's sixth round pick in the 1997 Entry Draft to Calgary in exchange for Robert Reichel on March 18, 1997.
Alex McKendry 1977-78–1979-80	RW	•	Selected in the first round, 14th overall, of the 1976 NHL Amateur Draft. Traded to Calgary in exchange for a 1981 third round draft choice (Ron Handy) on October 9, 1980.
Kurtis McLean 2008-09	C	•	Signed as a free agent on July 3, 2008. Became a free agent on July 1, 2009.
Todd McLellan 1987-88	C	•	Selected in the fifth round, 104th overall, of the 1986 NHL Entry Draft. Became a free agent in 1988.
Jamie McLennan 1993-94–1995-96	G	•	Selected in the second round, 48th overall, of the 1991 NHL Entry Draft. Became a free agent in July 1996.
Dave McLlwain 1991-92 1996-97	C/LW	•	Acquired with Pierre Turgeon, Benoit Hogue and Uwe Krupp from Buffalo in exchange for Pat LaFontaine, Randy Wood, Randy Hillier and future considerations on October 25, 1991. Traded with Ken Baumgartner to Toronto in exchange for Claude Loiselle and Daniel Marois on March 10, 1992. Signed as a free agent on July 29, 1996. Became a free agent in July 1997.
Roland Melanson 1980-81–1984-85	G	•	Selected in the third round, 59th overall, of the 1979 NHL Entry Draft. Traded to Minnesota in exchange for a first round pick in the 1985 NHL Entry Draft on November 19, 1984.
Wayne Merrick 1977-78–1983-84	C	•	Acquired with Darcy Regier from Cleveland in exchange for J.P. Parise and Jean Potvin on January 10, 1978. Contract bought out by Islanders on June 21, 1984.
Freddy Meyer IV 2006-07–2007-08 2007-08–2009-10	D	•	Acquired with a 2008 third round draft selection from Philadelphia in exchange for Alexei Zhitnik on December 16, 2006. Claimed off waivers by Phoenix on October 8, 2007. Claimed off re-entry waivers from Phoenix on November 10, 2007. Became a free agent on July 1, 2010.
Branislav Mezei 2000-01–2001-02	D	•	Selected in the first round, 10th overall, of the 1999 NHL Entry Draft. Traded to Florida in exchange for Jason Wiemer on July 3, 2002.
Petr Miika 1999-00–2001-02	C	•	Selected in the fourth round, 85th overall, of the 1997 NHL Entry Draft. Became a free agent in July 2002.
Bill Mikkelson 1972-73–1973-74	D	•	Obtained in from Los Angeles in the 1972 NHL Expansion Draft. Selected by Washington in the 1974 NHL Expansion Draft.
Kevin Miller 1998-99	C	•	Signed as a free agent on October 9, 1998. Released on January 15, 1999.
Kip Miller 1994-95 1997-98	C	•	Signed as a free agent on August 2, 1994. Became a free agent in July 1995. Signed as a free agent on December 3, 1997. Became a free agent in July 1998.



ALL-TIME ROSTER (CONT.)

2001-02		•	Signed as a free agent on January 17, 2002. Became a free agent in July 2002.
Tom Miller	C	•	Obtained from Buffalo in the 1972 NHL Expansion Draft. Released in June 1975.
Al Montoya	G	•	Acquired from Phoenix in exchange for a sixth round pick in the 2011 NHL Entry Draft on February 9, 2011. Became a free agent on July 1, 2012.
Ken Morrow	D	•	Selected in the fourth round, 68th overall, of the 1976 NHL Amateur Draft. Became a free agent in July 1989.
Mike Mottau	D	•	Signed as a free agent on September 28, 2010. Traded with Brian Rolston to Boston in exchange for for Marc Cantin and Yannick Riendeau on February 27, 2012.
Kael Moullierat	LW	•	Signed as a free agent on July 1, 2014. Became a free agent on July 1, 2015.
Matt Moulson	LW	•	Signed as a free agent on July 6, 2009. Traded to Buffalo with a first-round pick in the 2014 NHL Draft and second-round pick in 2015 in exchange for Thomas Vanek.
Bill Muckalt	RW	•	Acquired with Dave Scatchard and Kevin Weekes from Vancouver in exchange for Felix Potvin on December 19, 1999. Traded with Zdeno Chara and the Islanders first round pick (Jason Spezza) to Ottawa for Alexei Yashin on June 23, 2001.
Brian Mullen	LW	•	Acquired from San Jose in exchange for the rights to Markus Thuresson on August 24, 1992. Retired on January 13, 1995.
Kirk Muller	C	•	Acquired with Craig Darby and Mathieu Schneider from Montreal in exchange for Vladimir Malakhov and Pierre Turgeon on April 4, 1995. Traded with Wade Redden to Toronto in three team trade in exchange for Bryan Berard, Ken Belanger and Martin Straka on January 23, 1996.
Ken Murray	D	•	Obtained from Buffalo in 1972 NHL Expansion Draft. Traded with Brian Lavender to Detroit in exchange for Ralph Stewart and Bob Cook on January 17, 1973.
Anders Myrvold	D	•	Signed as a free agent on August 28, 2000. Became a free agent in July 2001.
Dmitri Nabokov	C/LW	•	Acquired from Chicago in exchange for J.P. Dumont on May 30, 1998. Released on May 19, 2001.
Evgeni Nabokov	G	•	Claimed off waivers from Detroit on January 22, 2011. Became a free agent on July 1, 2014.
John Namestnikov	D	•	Signed as a free agent on July 16, 1997. Became a free agent in July 1999.
Alain Nasreddine	D	•	Signed as a free agent on September 6, 2002. Traded to Pittsburgh in exchange for Steve Webb on March 8, 2004.
Brock Nelson	C	•	Selected in the first round (30th overall) of the 2010 NHL Draft.
Sergei Nemchinov	C	•	Signed as a free agent on July 2, 1997. Traded to New Jersey in exchange for the Devils' 1999 fourth round draft pick on March 22, 1999.
Aaron Ness	D	•	Selected in the second round, 40th overall, of the 2008 NHL Draft. Became a free agent on July 1, 2015.
Michal Neuvirth	G	•	Acquired from Buffalo in exchange for Chad Johnson and a third-round pick in the 2016 NHL Draft on March 2, 2015. Became a free agent on July 1, 2015.
Neil Nicholson	D	•	Obtained from California in the 1972 NHL Reverse Draft. Became a free agent in 1978.
Nino Niederreiter	RW	•	Selected in the first round, 5th overall, of the 2010 NHL Entry Draft Traded to Minnesota in exchange for Cal Clutterbuck and a third-round pick in the 2013 NHL Draft (Eamon McAdam) on June 30, 2013
Frans Nielsen	C	•	Selected in the third round, 87th overall, of the 2002 NHL Entry Draft. Became a free agent on July 1, 2016.
Janne Niinimaa	D	•	Acquired with a 2003 second-round Draft selection from Edmonton in exchange for Brad Isbister and Raffi Torres on March 11, 2003. Traded with a 2007 seventh round Draft selection to Dallas in exchange for John Erskine and a second round selection in the 2006 NHL Entry Draft on January 10, 2006.
Anders Nilsson	G	•	Selected in the third round, 62nd overall, of the 2009 NHL Entry Draft. Became a restricted free agent on July 1, 2014.
Robert Nilsson	RW	•	Selected in the first round, 15th overall, of the 2003 NHL Entry Draft. Traded with Ryan O'Marra and a 2007 first round draft selection to Edmonton in exchange for Ryan Smyth on February 27, 2007.
Petteri Nokelainen	C	•	Selected in the first round, 16th overall, of the 2004 NHL Entry Draft. Traded to Boston in exchange for Ben Walter and a 2009 second round draft selection.
Jeff Norton	D	•	Selected in the third round, 62nd overall, of the 1984 NHL Entry Draft. Traded to San Jose in exchange for a 1994 third round draft choice and future considerations on June 20, 1993.
Gary Nylund	D	•	Acquired with Marc Bergevin from Chicago in exchange for Bob Bassen and Steve Konroyd on November 25, 1988. Retired in June 1993.
Bob Nystrom	RW	•	Selected in the third round, 66th overall, of the 1972 NHL Amateur Draft. Retired in August, 1986.
Gino Odjick	LW	•	Acquired from Vancouver in exchange for Jason Strudwick on March 23, 1998. Traded to Philadelphia in exchange for Mikael Andersson and Carolina's fifth round pick (Kristofer Ottoson) in the 2000 NHL Entry Draft on February 15, 2000.
Todd Okerlund	RW	•	Selected in the ninth round, 168th overall, of the 1982 NHL Entry Draft. Retired in September 1988.
Kyle Okposo	RW	•	Selected in the first round, 7th overall, of the 2006 NHL Entry Draft. Became a free agent on July 1, 2016.

ALL-TIME ROSTER (CONT.)

Vladimir Orszagh 1997-98–1999-00	L/RW	•	Selected in the fifth round), 106th overall, of the 1995 NHL Entry Draft. Became a free agent in July 2000.
Chris Osgood 2001-02–2002-03	G	•	Claimed off waivers from Detroit on September 28, 2001. Traded with a third round pick to St. Louis in exchange for Justin Papineau and a 2nd round pick in the 2003 NHL Entry Draft on March 11, 2003.
Jean-Gabriel Pageau 2019-20-	C	•	Acquired from Ottawa in exchange for a conditional first round pick in the 2020 NHL Draft, a second round pick in the 2020 NHL Draft and a conditional pick in the 2022 NHL Draft on February 24, 2020.
Zigmund Palffy 1993-94–1998-99	LW	•	Selected in the second round, 26th overall, of the 1991 NHL Entry Draft. Traded with Bryan Smolinski and Marcel Cousineau to Los Angeles in exchange for Olli Jokinen, Josh Green, Mathieu Biron and the Kings' 1999 first round pick (Taylor Pyatt) on June 20, 1999.
Kyle Palmieri 2020-21–	RW	•	Acquired from New Jersey in addition to Travis Zajac in exchange for forwards A.J. Greer, Mason Jobst, a first round selection in the 2021 NHL Draft and a conditional fourth round pick in the 2022 NHL Draft on April 7, 2021.
Jay Pandolfo 2011-12	LW	•	Signed as a free agent on October 4, 2011. Became a free agent on July 1, 2012.
Richard Panik 2021-22-2022-23	LW/RW	•	Acquired from the Detroit Red Wings, with a second round pick in the 2021 NHL Entry Draft, in exchange for Nick Leddy on July 16, 2021. Became a free agent on July 1, 2023
Grigori Panteleev 1995-96	LW	•	Signed as a free agent on September 7, 1995. Became a free agent on July 1, 1996.
Justin Papineau 2002-03–2005-06	C	•	Acquired with a second round pick in the Entry Draft from St. Louis in exchange for Chris Osgood and a third round pick on March 11, 2003. Became a free agent in July 2006.
PA Parenteau 2010-11–2011-12 2015-16	RW	•	Signed as a free agent on July 2, 2010. Became a free agent on July 1, 2012. Signed as a free agent on July 2, 2016. Claimed off waivers by the Devils on October 11, 2016.
Jean-Paul Parise 1975-76–1977-78	LW	•	Traded from Minnesota in exchange for Ernie Hicke and Doug Rombough on January 5, 1975. Traded with Jean Potvin to Cleveland in exchange for Wayne Merrick and Darcy Regier on January 10, 1978.
Zach Parise 2021-22-	LW	•	Signed as a free agent on October 10, 2021 .
Richard Park 2006-07–2009-10	C/RW	•	Signed as a free agent on October 2, 2006. Became a free agent on July 1, 2010
Greg Parks 1990-91–1992-93	C	•	Signed as a free agent on August 13, 1990. Became a free agent in July 1993.
Mark Parrish 2000-01–2005-06	RW	•	Acquired with Oleg Kvasha from Florida in exchange for Roberto Luongo and Olli Jokinen on June 24, 2000. Traded with Brent Sopel and a conditional draft selection in the 2006 NHL Entry Draft to Los Angeles in exchange for Denis Grebeshkov and Jeff Tambellini on March 8, 2006.
Scott Pearson 1999-00	LW	•	Signed as a free agent on July 30, 1999. Became a free agent in July, 2000.
Michael Peca 2001-02–2004-05	C	•	Acquired from Buffalo in exchange for Tim Connolly and Taylor Pyatt on June 24, 2001. Traded to Edmonton in exchange for Michael York and a 2006 conditional draft pick on August 3, 2005.
Adam Pelech 2015-16–	D	•	Selected in the third round, 65th overall, of the 2012 NHL Draft.
John Persson 2013-14–2014-15	LW	•	Selected in the fifth round, 125th overall, of the 2011 NHL Draft. Signed with Farjestad (Swedish Elite League) on May 6, 2015
Stefan Persson 1977-78–1985-86	D	•	Selected in the 14th round, 214th overall, of the 1974 NHL Amateur Draft. Retired in March 1986.
Robert Petrovicky 2000-01	C	•	Signed as a free agent on July 27, 2000. Became a free agent in July 2001.
Tomi Pettinen 2002-03–2005-06	D	•	Selected in the ninth round, 267th overall, of the 2000 NHL Entry Draft. Became a free agent in July 2006.
Rich Pilon 1988-89–1999-00	D	•	Selected in the seventh round, 143rd overall, of the 1986 NHL Entry Draft. Claimed off waivers by the Rangers on December 1, 1999.
Dan Plante 1993-94–1997-98	RW	•	Selected in the third round, 48th overall, of the 1990 Entry Draft. Became a free agent in July 1998.
Thomas Pock 2008-09	D	•	Claimed off waivers from the NY Rangers on September 29, 2008. Became a free agent on July 1, 2009.
Jason Podollan 2001-02	RW	•	Signed as a free agent on August 24, 2001. Became a free agent in July 2002.
Tom Poti 2006-07	D	•	Signed as a free agent on July 8, 2006. Became a free agent on July 1, 2007.
Denis Potvin 1973-74–1987-88	D	•	Selected as the No. 1 overall pick in the 1973 NHL Amateur Draft. Retired in April 1988.
Felix Potvin 1998-99–1999-00	G	•	Acquired with Toronto's 1999 sixth round draft pick in exchange for Bryan Berard and the Islanders' sixth round draft pick on January 9, 1999. Traded with the Islanders 2000 second round draft pick and a conditional draft choice to Vancouver in exchange for Bill Muckalt, Kevin Weekes and Dave Scatchard on December 19, 1999.
Jean Potvin 1973-74–1977-78	D	•	Traded with Glen Irwin from Philadelphia in exchange for Terry Crisp on March 5, 1973. Traded with J.P. Parise to Cleveland in exchange for Wayne Merrick and Darcy Regier on January 10, 1978.



ALL-TIME ROSTER (CONT.)

1979-80–1980-81		•	Obtained from Minnesota in the 1979 NHL Expansion Draft. Retired after the 1980-81 season.
Kevin Poulin	G	•	Selected in the fifth round, 126th overall, of the 2008 NHL Draft. Claimed off waivers by Tampa Bay on September 27, 2015
Pat Price	D	•	Selected in the first round, 11th overall, of the 1975 NHL Amateur Draft. Selected by Edmonton in 1979 NHL Expansion Draft.
Shane Prince	C	•	Acquired from Ottawa, along with a seventh-round pick in the 2016 NHL Draft, in exchange for a third round pick on Feb. 29, 2016. Became a free agent on July 1, 2018
Chris Pryor	D	•	Acquired with future considerations (Brett Harkins) from Minnesota in exchange for Gord Dineen on March 8, 1988. Retired on October 15, 1992.
Dave Pulkkinen	RW	•	Purchased with Brian Lavender from St. Louis on September 1, 1972. Traded with Yvon Rolando to Baltimore (AHL) in exchange for Bob McMahon on January 1974.
Ryan Pulock	D	•	Selected in the first round, 15th overall, of the 2013 NHL Draft.
Taylor Pyatt	LW	•	Selected in the first round, 8th overall, of the 1999 NHL Entry Draft. Traded with Tim Connolly to Buffalo in exchange for Michael Peca on June 24, 2001.
Alan Quine	C	•	Selected in the sixth round, 166th overall, in the 2013 NHL Draft Became a free agent on July 1, 2018.
Deron Quint	D	•	Signed as a free agent on March 31, 2007. Became a free agent on July 1, 2007.
Rhett Rakhshani	RW	•	Selected in the fourth round, 100th overall, of the 2006 NHL Entry Draft. Signed with HV71 of the Swedish Hockey League on on June 19, 2012
Aatu Raty	C	•	Selected in the second round, 52nd overall, of the 2021 NHL Draft. Traded to the Vancouver Canucks on January 30, 2023, with Anthony Beauvillier and a first round pick in the 2023 NHL Draft, in exchange for Bo Horvat.
Marty Reasoner	C	•	Signed as a free agent on July 1, 2011. Became a free agent on July 5, 2013.
Joel Rechlicz	RW	•	Signed by the Islanders on May 6, 2008. Became a free agent on July 1, 2010.
Joe Reekie	D	•	Traded by Buffalo for a sixth round draft pick on June 17, 1989. Claimed by Tampa Bay in the 1992 NHL Expansion Draft.
Dylan Reese	D	•	Acquired from Columbus in exchange for Greg Moore on March 1, 2010. Became a free agent on July 1, 2012.
Darcy Regier	D	•	Traded with Wayne Merrick from Cleveland in exchange for J.P. Parise and Jean Potvin on January 10, 1978. Became a free agent in 1984.
Steve Regier	LW	•	Selected in the fifth round, 148th overall, of the 2004 NHL Entry Draft. Became a free agent on July 1, 2008.
Peter Regin	C	•	Signed as a free agent on July 5, 2013. Traded to Chicago with Pierre-Marc Bouchard in exchange for a fourth-round pick in the 2014 NHL Draft.
Robert Reichel	C	•	Acquired from Calgary in exchange for Marty McInnis, Tyrone Garner and Calgary's sixth round pick in the 1997 NHL Entry Draft on March 18, 1997. Traded with the Islanders' 1999 third round draft pick and Ottawa's 1999 fourth round draft pick to Phoenix in exchange for Brad Isbister and the Coyotes' 1999 third round draft pick on March 20, 1999.
Griffin Reinhart	D	•	Selected in the first round, fourth overall, of the 2012 NHL Draft. Traded to Edmonton for the 16th and 33rd picks in the 2015 NHL Draft on June 26, 2015.
Glenn Resch	G	•	Purchased with Denis DeJordy, Germain Gagnon, Tony Featherstone and Murray Anderson from Montreal on June 6, 1972. Traded with Steve Tambellini to Colorado in exchange for Mike McEwen and Jari Kaarela on March 10, 1981.
Barry Richter	D	•	Signed as a free agent on August 19, 1998. Became a free agent in July 1999.
Jamie Rivers	D	•	Claimed from St. Louis in the 1999 Waiver Draft on September 27, 1999. Became a free agent on June 1, 2000.
Randy Robitaille	C	•	Acquired from Pittsburgh in exchange for a fifth round pick in the 2003 NHL Entry Draft on March 9, 2003. Became a free agent in July 2003.
		•	Acquired with a 2008 fifth round draft selection from Philadelphia in exchange for Mike York on December 20, 2006. Became a free agent on July 1, 2007.
Dave Roche	LW	•	Signed as a free agent on August 17, 2001. Acquired from Anaheim in exchange for Ben Guite and Bjorn Melin on March 19, 2002. Became a free agent in July 2002.
Dwayne Roloson	G	•	Signed as a free agent on July 1, 2009. Traded to Tampa Bay in exchange for Ty Wishart on January 1, 2011.
Brian Rolston	RW	•	Acquired in exchange for Trent Hunter on July 26, 2011. Traded with Mike Mottau to Boston in exchange for Marc Cantin and Yannick Riendeau on February 27, 2012.
Alexander Romanov	D	•	Acquired from the Montreal Canadiens on July 7, 2022 in exchange for a first round pick in the 2022 NHL Draft.
Doug Rombough	C	•	Traded from Buffalo in exchange for Brian Spencer on March 10, 1974. Traded with Ernie Hicke to Minnesota in exchange for J.P. Parise on January 5, 1975.
Cliff Ronning	C	•	Signed as a free agent on January 9, 2004. Became a free agent in July 2004.
Allan Rourke	D	•	Signed as a free agent on August 12, 2005. Traded with a 2008 third round selection to Edmonton in exchange for a 2008 second round draft selection on July 5, 2007.

ALL-TIME ROSTER (CONT.)

Andre St. Laurent 1973-74–1977-78	C	•	Selected in the fourth round, 49th overall, of the 1973 NHL Amateur Draft. Traded to Detroit in exchange for Michel Bergeron on October 19, 1977.
Joe Sacco 1997-98–1998-99	RW	•	Acquired with Mark Janssens and J.J. Daigneault from Anaheim in exchange for Travis Green, Doug Houda and Tony Tuzzolino on February 6, 1998. Became a free agent in July, 1999.
Robin Salo 2020-21-	D	•	Selected in the second round, 46th overall, of the 2017 NHL Entry Draft
Tommy Salo 1994-95–1998-99	G	•	Selected in the fifth round, 118th overall, of the 1993 NHL Entry Draft. Traded to Edmonton in exchange for Mats Lindgren and the Oilers' 1999 eighth round draft pick (Radek Martinek) on March 20, 1999.
Dave Salvian 1976-77–1977-78	RW	•	Selected in the second round, 29th overall, of the 1975 NHL Entry Draft. Became a free agent in July, 1978.
Miroslav Satan 2005-06–2007-08	RW	•	Signed as a free agent on August 3, 2005. Became a free agent on July 1, 2008.
Luca Sbisa 2018-19	D	•	Signed as a free agent on September 24, 2018. Became a free agent on July 1, 2019.
Dave Scatchard 1999-00–2004-05	C	•	Acquired with Bill Muckalt and Kevin Weekes from Vancouver for Felix Potvin on December 19, 1999. Became a free agent in August 2005.
Cory Schneider 2020-21–2022-23		•	Signed as a free agent on January 14, 2021 Became a free agent on July 1, 2023.
Mathieu Schneider 1994-95–1995-96	D	•	Acquired with Craig Darby and Kirk Muller from Montreal in exchange for Pierre Turgeon and Vladimir Malakhov on April 4, 1995. Traded with Wendel Clark and D.J. Smith to Toronto in exchange for Kenny Jonsson, Darby Hendrickson, Sean Haggerty and a 1997 first round draft pick on March 13, 1996.
Rob Schremp 2009-10–2010-11	C	•	Claimed off waivers from Edmonton on September 29, 2009. Claimed off of waivers by Atlanta on February 28, 2011.
Ray Schultz 1997-98–2002-03	D	•	Signed as a free agent on June 17, 1997. Became a free agent in July, 2003.
Scott Scissons 1990-91–1993-94	C	•	Selected in the first round, 6th overall, of the 1990 NHL Entry Draft. Became a free agent in July 1995.
Dennis Seidenberg 2016-17– 2017-18	D	•	Signed as a free agent on April 24, 2016. Became a free agent on July 1, 2018
Alexander Semak 1995-96	C	•	Acquired from Tampa Bay for a 1997 fifth round choice on September 14, 1995. Claimed in the NHL Waiver Draft by Vancouver on September 30, 1996.
Brent Severyn 1994-95–1995-96	D	•	Acquired from Florida in exchange for a 1995 fourth round draft pick on March 3, 1995. Traded to Colorado in exchange for a 1997 third round draft pick on September 4, 1996.
Mike Silling 2006-07–2008-09	C	•	Signed as a free agent on July 2, 2006. Became a free agent on July 1, 2009.
Jon Sim 2007-08–2010-11	LW	•	Signed as a free agent on July 1, 2007. Placed on unconditional waivers on January 15, 2011.
Chris Simon 2006-07–2007-08	RW	•	Signed as a free agent on July 11, 2006. Traded to Minnesota in exchange for a 2008 sixth round draft selection on February 26, 2007.
Jason Simon 1993-94	RW	•	Signed as a free agent on January 5, 1994. Became a free agent in July, 1995.
Shane Sims 2010-11	D	•	Selected in the fifth round, 126th overall, of the 2006 NHL Entry Draft. Was not extended a qualifying offer and became a free agent in July 2011
Brett Skinner 2008-09	LW	•	Signed as a free agent on July 3, 2008. Became a free agent on July 1, 2009.
Bill Smith 1972-73–1988-89	G	•	Obtained from Los Angeles in 1972 NHL Expansion Draft. Retired on June 5, 1989.
Brandon Smith 2002-03–2003-04	D	•	Signed as a free agent on August 2, 2002. Became a free agent in July 2004.
Ron Smith 1972-73	D	•	Selected in the fourth round, 49th overall, of the 1972 NHL Entry Draft. Became a free agent in 1973.
Trevor Smith 2008-09–2009-10	C	•	Signed as a free agent on April 2, 2007. Became a free agent on July 1, 2010.
Vern Smith 1984-85	D	•	Selected in the third round, 42nd overall, of the 1982 NHL Entry Draft. Became a free agent in 1985.
Wyatt Smith 2005-06	C	•	Signed as a free agent on August 10, 2005. Became a free agent on July 1, 2006.
Bryan Smolinski 1997-98	C	•	Acquired from Pittsburgh in exchange for Darius Kasparaitis and Andreas Johansson on November 17, 1996. Traded with Zigmund Palffy and Marcel Cousineau to Los Angeles in exchange for Olli Jokinen, Josh Green, Mathieu Biron and the Kings' 1999 first round draft pick (Taylor Pyatt) on June 20, 1999.
Ryan Smyth 2006-07	LW	•	Acquired from Edmonton in exchange for Robert Nilsson, Ryan O'Marra and a 2007 first round draft selection on February 27 2007. Became a free agent on July 1, 2007.
Garth Snow 2001-02–2005-06	G	•	Signed as a free agent on July 1, 2001. Retired on July 18, 2006.
Tommy Soderstrom 1994-95–1996-97	G	•	Acquired from Philadelphia in exchange for Ron Hextall and a 1994 sixth round draft choice on September 22, 1994. Became a free agent in July 1997.



ALL-TIME ROSTER (CONT.)

Brent Sopel 2005-06	D	•	Acquired from Vancouver in exchange for a conditional 2006 draft pick on August 3, 2005. Traded with Mark Parrish to Los Angeles for Denis Grebeshkov and Jeff Tambellini on March 8, 2006.
Ilya Sorokin 2020-21-	G	•	Selected by the Islanders in the 3rd round (78th overall) of the 2014 NHL Entry Draft.
Nikita Soshnikov 2022-23	RW	•	Signed as a free agent on September 21, 2022. Contract terminated on December 19, 2022.
Brian Spencer 1972-73–1973-74	LW	•	Obtained from Toronto in the 1972 NHL Expansion Draft. Traded to Buffalo in exchange for Doug Rombough on March 10, 1974.
Matt Spiller 2007-08	D	•	Signed as a free agent on July 3, 2007. Became a free agent on July 1, 2008.
Steve Staios 2011-12	D	•	Signed as a free agent on September 30, 2011. Retired at the conclusion of the 2011-12 season.
Paul Stanton 1994-95	D	•	Acquired from Boston in exchange for future considerations on February 11, 1995. Became a free agent in July 1995.
Mike Stapleton 2000-01	C	•	Signed as a free agent on July 3, 2000. Traded to Vancouver in exchange for a ninth round pick in the 2001 NHL Entry Draft.
Mike Stevens 1988-89	LW	•	Signed as a free agent on August 10, 1988. Traded with Gilles Thibaudeau to Toronto in exchange for Derek Laxdal, Jack Capuano and Paul Gagne on December 20, 1989.
Ralph Stewart 1972-73–1975-76	C	•	Traded with Bob Cook from Detroit in exchange for Brian Lavender and Ken Murray on January 17, 1973. Released in 1976.
Ron Stewart 1972-73	RW	•	Purchased from Rangers on November 14, 1972. Released after 1972-73 season.
Brian Strait 2012-13–2015-16	D	•	Claimed off waivers from Pittsburgh on January 18, 2013 Became a free agent on July 1, 2016
Martin Straka 1995-96	C	•	Acquired with Bryan Berard and Ken Belanger from Ottawa in a three team trade in exchange for Kirk Muller and Wade Redden on January 23, 1996. Claimed off waivers by Florida on March 15, 1996.
Mark Streit 2008-09–2012-13	D	•	Signed as a free agent on July 1, 2008. Traded to Philadelphia in exchange for a fourth round selection in the 2014 NHL Entry Draft and Shane Harper
Ryan Strome 2013-14–2016-17	C	•	Selected in the first round, fifth overall, of the 2011 NHL Draft. Traded to Edmonton in exchange for Jordan Eberle on June 22, 2017
Jason Strudwick 1995-96–1997-98	D	•	Selected in the third round, 63rd overall, of the 1994 NHL Entry Draft. Traded to Vancouver in exchange for Gino Odjick on March 23, 1998.
Johan Sundstrom 2013-14–2014-15	C	•	Selected in the second round, 50th overall, of the 2011 NHL Draft. Signed with Frolunda of the Swedish Hockey League on June 12, 2015
Brent Sutter 1980-81–1991-92	C	•	Selected as 1st pick, 17th overall, in 1980 NHL Entry Draft. Traded with Brad Lauer to Chicago in exchange for Adam Creighton and Steve Thomas on October 25, 1991.
Duane Sutter 1979-80–1986-87	RW	•	Selected in the first round, 17th overall, of the 1979 NHL Entry Draft. Traded to Chicago in exchange for future considerations (Wayne Doucet) on September 4, 1987.
Ron Sutter 1994-95	C	•	Acquired with Nordiques' 1994 first round draft choice (Brett Lindros) from Quebec in exchange for Uwe Krupp and Islanders' first round choice in 1994 (Wade Belak) on July 28, 1994. Became a free agent in July 1995.
Andy Sutton 2007-08–2009-10	D	•	Signed as a free agent on August 10, 2007. Traded to Ottawa in exchange for a second round pick in the 2010 NHL Entry Draft on March 2, 2010
Ken Sutton 2001-02	D	•	Signed as a free agent on July 5, 2001. Became a free agent on July 1, 2002.
Bob Sweeney 1995-96	C	•	Claimed from Buffalo in the 1995 NHL Waiver Draft on October 2, 1995. Traded to Calgary in exchange for Pat Conacher and a 1997 sixth round draft selection on March 20, 1996.
Jeff Tambellini 2005-06–2009-10	LW	•	Acquired with Denis Grebeshkov from Los Angeles in exchange for Mark Parrish, Brent Sopel and a conditional draft selection in the 2006 NHL Entry Draft on March 8, 2006. Became a free agent on July 1, 2010.
Steve Tambellini 1978-79–1980-81	C	•	Selected in the first round, 15th overall, of the 1978 NHL Entry Draft. Traded with Glenn Resch to Colorado in exchange for Mike McEwen and Jari Kaarela on March 10, 1981.
Dick Tarnstrom 2001-02	D	•	Selected in the 11th round, 272nd overall, of the 1994 NHL Entry Draft Claimed off waivers by Pittsburgh on August 6, 2002.
John Tavares 2009-10–2017-18	C	•	Selected as the No. 1 overall pick in the 2009 NHL Entry Draft. Became a free agent on July 1, 2018.
Chris Taylor 1994-95–1996-97	C	•	Selected in the second round, 27th overall, of the 1990 NHL Entry Draft. Became a free agent in July 1997.
Victor Teal 1973-74	RW	•	Signed after training camp tryout in 1972. Released in June, 1975.
Chris Terreri 2000-01	G	•	Acquired with a ninth round draft pick from New Jersey in exchange for John Vanbiesbrouck on March 12, 2001. Became a free agent in July 2001.
Gilles Thibaudeau 1989-90	C	•	Signed as a free agent in September, 1989. Traded with Mike Stevens to Toronto in exchange for Derek Laxdal, Jack Capuano and Paul Gagne on December 20, 1989.
Steve Thomas 1991-92–1994-95	RW	•	Acquired with Adam Creighton from Chicago in exchange for Brent Sutter and Brad Lauer on October 25, 1991. Traded to New Jersey in a three team trade in exchange for Wendel Clark on October 3, 1995.
Nate Thompson 2008-09–2009-10	LW	•	Claimed off waivers from Boston on October 8, 2008. Claimed off waivers by Tampa Bay on January 21, 2010.
Milan Tichy	D	•	Signed as a free agent on August 2, 1994.

ALL-TIME ROSTER (CONT.)

1994-95–1995-96			Became a free agent in July 1996.
Mattias Timander	D	•	Acquired from Columbus for a 2002 fourth round draft pick on June 22, 2002
2002-03–2003-04			Traded to Philadelphia in exchange for a 2004 seventh round draft pick on January 22, 2004
Dmytro Timashov	LW	•	Acquired from Detroit in exchange for future considerations on December 11, 2020.
2020-21–2021-22			Agreed to terms on a contract on September 20, 2021. Contract bought out by Islanders on October 19, 2021.
Devon Toews	D	•	Selected in the fourth round, 108th overall, of the 2014 NHL Draft.
2018-19–2019-20			Traded to Colorado in exchange for a second round pick in the 2021 and 2022 NHL Entry Drafts on October 12, 2020.
Jeff Toms	LW	•	Signed as a free agent on July 27, 2000.
2000-01			Claimed off waivers by the NY Rangers on January 13, 2001.
John Tonelli	RW	•	Selected in the second round, 33rd overall, of the 1977 NHL Entry Draft.
1978-79–1985-86			Traded to Calgary in exchange for Steve Konroyd and Rich Kromm on March 11, 1986.
Raffi Torres	LW	•	Selected in the first round, fifth overall, of the 2000 NHL Entry Draft.
2001-02–2002-03			Traded with Brad Isbister to Edmonton in exchange for Janne Niinimaa and a second round pick in the 2003 NHL Entry Draft on March 11, 2003.
Graeme Townshend	RW	•	Signed as a free agent on September 3, 1991.
1991-92–1992-93			Became a free agent in July 1993.
Bryan Trottier	C	•	Selected in the second round, 22nd overall, of the 1974 NHL Amateur Draft.
1975-76–1989-90			Contract bought out by the Islanders on July 1, 1990.
John Tucker	C	•	Traded by Buffalo in exchange for future considerations on January 21, 1991.
1990-91			Released following the 1990-91 season.
Marco Tuomainen	LW	•	Signed as a free agent on July 18, 2001.
2001-02			Became a free agent in July 2002.
Pierre Turgeon	C	•	Acquired with Benoit Hogue, Dave McLlwain and Uwe Krupp from Buffalo in exchange for Pat LaFontaine, Randy Wood, Randy Hillier and future considerations on October 25, 1991.
1992-93–1994-95			Traded with Vladimir Malakhov to Montreal in exchange for Kirk Muller, Mathieu Schneider and Craig Darby on April 4, 1995. Signed as a free agent in September 1990.
Brad Turner	D	•	Became a free agent in July 1993.
1991-92			Selected in the fourth round, 102nd overall, of the 2008 NHL Entry Draft.
David Ullstrom	LW	•	Became a restricted free agent on July 5, 2013.
2011-12–2012-13			Acquired from Los Angeles in exchange for Chris Marinucci on November 18, 1996.
Nick Vachon	C	•	Became a free agent in July 1997.
1996-97			Signed as a free agent on August 17, 1998.
Stephen Valiquette	G	•	Became a free agent in July 2003.
1999-00–2002-03			Acquired from Philadelphia in exchange for a fourth round pick in the 2001 NHL Entry Draft on June 4, 2000.
John Vanbiesbrouck	G	•	Traded to New Jersey in exchange for Chris Terreri and a ninth round pick in the 2001 NHL Entry Draft on March 12, 2001.
2000-01			Acquired from Florida in exchange for a 2003 fifth round pick on March 19, 2002.
Darren Van Impe	D	•	Became a free agent on July 1, 2002.
2001-02			Acquired from Buffalo on October 27, 2013 in exchange for Matt Moulson, a first-round pick in the 2014 NHL Draft and second-round pick in 2015.
Thomas Vanek	LW	•	Traded to Montreal on March 5, 2014 in exchange for a second-round pick in the 2014 NHL Draft and Sebastian Collberg.
2013-14			Signed as a free agent on July 1, 2019.
Semyon Varlamov	LW	•	
2019-20 -			
Josef Vasicek	C	•	Signed as a free agent on August 14, 2007.
2007-08			Became a free agent on July 1, 2008.
Andrey Vasilyev	LW	•	Selected in the 11th round, 248th overall, of the 1992 NHL Entry Draft.
1994-95–1996-97			Became a free agent in July 1997.
Dennis Vaske	D	•	Selected in the second round, 38th overall, of the 1986 NHL Entry Draft.
1990-91–1997-98			Became a free agent in July 1998.
Yvon Vautour	RW	•	Selected in the sixth round, 104th overall, of the 1976 NHL Amateur Draft.
1979-80			Selected by Colorado in the 1980 NHL Waiver Draft.
Lubomir Visnovsky	D	•	Acquired from Anaheim in exchange for a second round pick in the 2013 NHL Draft on June 22, 2012.
2012-13–2014-15			Became a free agent on July 1, 2015
David Volek	LW/RW	•	Selected in the 10th round, 208th overall, of the 1984 NHL Entry Draft.
1988-89–1993-94			Retired in September 1994.
Mick Vukota	RW	•	Signed as a free agent on March 2, 1987.
1987-88–1996-97			Claimed on waivers by Tampa Bay on September 28, 1997.
Chris Wagner	RW	•	Acquired from the Anaheim Ducks in exchange for Jason Chimera on February 26, 2018.
2017-18			Became a free agent on July 1, 2018.
Oliver Wahlstrom	RW	•	Selected in the first round, 11th overall, of the 2018 NHL Entry Draft.
2019-20–			
Tim Wallace	RW	•	Signed as a free agent on July 21, 2011.
2011-12			Claimed on waivers by Tampa Bay on February 23, 2012.
Mike Walsh	LW	•	Signed as a free agent in August 1986.
1987-88–1988-89			Became a free agent in July 1989.
Ben Walter	C	•	Acquired with a 2009 second round draft selection from Boston in exchange for Petteri Nokelainen.
2007-08–2008-09			Traded to New Jersey in exchange for Tony Romano and future considerations on June 30, 2009.



Mike Watt 1998-99-1999-00	LW	•	Acquired from Edmonton in exchange for Eric Fichaud on June 18, 1998. Claimed off waivers by Nashville on May 23, 2000.
Steve Webb 1996-97-2002-03 2003-04	LW	•	Signed as a free agent on October 14, 1996. Became a free agent in July 2003. Acquired from Pittsburgh in exchange for Alain Nasreddine on March 8, 2004. Became a free agent on July 1, 2004.
Kevin Weekes 1999-00	G	•	Acquired with Bill Muckalt and Dave Scatchard from Vancouver in exchange for Felix Potvin on December 19, 1999. Traded with Kristian Kudroc and a second round pick in the 2001 NHL Entry Draft to Tampa Bay in exchange for a 1st round (Raffi Torres), 4th round and 7th round pick in the 2001 NHL Entry Draft.
Steve Weeks 1991-92	G	•	Signed as a free agent on September 16, 1991. Traded to Los Angeles in exchange for a 1992 seventh round draft choice (Steve O'Rourke) on February 18, 1992.
Doug Weight 2008-09-2010-11	C	•	Signed as a free agent on July 2, 2008. Retired on May 26, 2011 to become an Assistant Coach and Senior Advisor to the General Manager.
Mattias Weinhandl 2003-04-2005-06	RW	•	Selected in the third round, 78th overall, of the 1999 NHL Entry Draft. Claimed off waivers by Minnesota on March 4, 2006.
Ed Westfall 1972-73-1978-79	RW	•	Obtained in 1972 NHL Expansion Draft. Retired on May 8, 1979.
Jason Widmer 1994-95-1995-96	D	•	Selected in the eighth round, 176th overall, of the 1992 NHL Entry Draft. Became a free agent in July 1996.
Jason Wiemer 2002-03-2003-04	C	•	Acquired from Florida in exchange for defensive prospect Branislav Mezei on July 2, 2002. Claimed off waivers by Minnesota on November 13, 2003.
Ty Wishart 2010-11-2012-13	D	•	Acquired from Tampa Bay in exchange for Dwayne Roloson on Jan. 1, 2011. Became a free agent on July 1, 2013.
James Wisniewski 2010-11	D	•	Acquired from Anaheim in exchange for a conditional third round pick in the 2010 NHL Entry Draft on July 30, 2010. Traded to Montreal for a 2011 second round pick and a conditional 2012 fifth round pick on December 28, 2010
Brendan Witt 2006-07-2009-10	D	•	Signed as a free agent on July 3, 2006. Placed on waivers on July 25, 2010.
Randy Wood 1986-87-1991-92 1996-97	C/LW	•	Signed as a free agent in September 1986. Traded with Pat LaFontaine, Randy Hillier and future considerations to Buffalo in exchange for Pierre Turgeon, Uwe Krupp, Benoit Hogue and Dave McLiwin on October 25, 1991. Signed as a free agent on October 2, 1996. Became a free agent in July 1997.
Parker Wotherspoon 2022-23	D	•	Selected in the fourth round, 112th overall, of the 2015 NHL Draft. Became a free agent on July 1, 2023.
Alexei Yashin 2001-02-2006-07	C	•	Acquired from Ottawa in exchange for Zdeno Chara, Bill Muckalt and a first round pick on June 23, 2001. Contract bought out on June 6, 2007.
Mike York 2005-06-2006-07	C/RW	•	Acquired with a 2006 conditional draft pick from Edmonton in exchange for Michael Peca on August 3, 2005. Traded to Philadelphia in exchange for Randy Robitaille and a 2008 fifth round draft selection on December 20, 2006.
Travis Zajac 2020-21	C	•	Acquired from New Jersey in addition to Kyle Palmieri in exchange for forwards A.J. Greer, Mason Jobst, a first round selection in the 2021 NHL Draft and a conditional fourth round pick in the 2022 NHL Draft on April 7, 2021.
Richard Zednik 2006-07	RW	•	Acquired from Washington in exchange for a 2007 second round draft selection on February 26, 2007. Became a free agent on July 1, 2007.
Alexei Zhitnik 2005-06-2006-07	D	•	Signed as a free agent on August 2, 2005. Traded to Philadelphia in exchange for Freddy Meyer IV and a 2008 third round draft selection on December 16, 2006.
Marek Zidlicky 2015-16	D	•	Signed as a free agent on September 18, 2015. Became a free agent on July 1, 2016
Harry Zolnierczyk 2014-15	F	•	Signed as a free agent on July 2, 2014. Became a free agent on July 1, 2015.



ALL-TIME NUMERICAL ROSTER

#1

Gerry Gray
Glenn Resch
Roland Melanson
Jeff Hackett
Steve Weeks
Danny Lorenz
Eric Fichaud
Marcel Cousineau
Roberto Luongo
Rick DiPietro
Mike Dunham
Peter Mannino
Mikko Koskinen
Thomas Greiss

#2

Gerry Hart
Mike Hordy
Mike McEwen
Gord Dineen
Dean Chynoweth
Wayne McBean
Chris Luongo
Bob Beers
Rich Pilon
Branislav Mezei
Mattias Timander
Aaron Johnson
Mark Streit
Nick Leddy
Robin Salo

#3

Brian Lefley
Jean Potvin
Pat Price
Tomas Jonsson
Doug Crossman
Jeff Finley
Dean Chynoweth
Bob Halkidis
Kenny Jonsson
Zdeno Chara
Adrian Aucoin
Brent Sopel
Denis Grebeshkov
Tom Poti
Rob Davison
Travis Hamonic
Adam Pelech

#4

Jim Mair
Jean Potvin
Bob Lorimer
Paul Boutilier
Gerald Diduck
Bill Berg
Uwe Krupp
Brent Severyn
Bryan McCabe
Eric Brewer
Roman Hamrlik
Joel Bouchard
Bryan Berard
Brett Skinner
Mark Flood
Mark Eaton
Radek Martinek

Dennis Seidenberg

Bruno Hickey
Andy Greene
Samuel Bolduc

#5

Ken Murray
Ron Smith
Bob Nystrom
Denis Potvin
(Retired in honor of Denis Potvin Feb. 1, 1992)

#6

Bill Mikkelsen
Bert Marshall
Randy Johnston
Ken Morrow
Wayne McBean
Chris Luongo
Corey Foster
Doug Houda
David Harlock
Jamie Heward
Mathieu Biron
Ken Sutton
Brandon Smith
Bruno Gervais
Sean Hill
Matt Spiller
Ty Wishart
Jesse Joensuu
Ryan Pulock

#7

Germain Gagnon
Dave Fortier
Stefan Persson
Greg Gilbert
Tom Fitzgerald
Jeff Finley
John Tucker
Greg Parks
Brad Turner
Scott Lachance
Dallas Eakins
Ray Schultz
Kevin Haller
Trent Hunter
Matt Carkner
Jordan Eberle
Grant Hutton
Dennis Cholowski

#8

Don Blackburn
Garry Howatt
Darcy Regier
Kevin Devine
Randy Boyd
Patrick Flatley
Jeff Norton
Bob McGill
Chris Luongo
David Maley
Gord Dineen
Mike Donnelly
Steve Webb
Jason Krog
Dick Tarnstrom

Tomi Pettinen
Bruno Gervais
Griffin Reinhart
Noah Dobson

#9

Brian Spencer
Clark Gillies
David Chyzowski
Kirk Muller
(Retired in honor of Clark Gillies Dec. 7, 1996)

#10

Lorne Henning
Alan Kerr
Brad Lauer
Dave McLlwain
Claude Loiselle
Kip Miller
Craig Darby
Danton Cole
Micah Aivazoff
Randy Wood
Corey Foster
Joe Sacco
Jason Dawe
Mats Lindgren
Eric Manlow
Sean Bergenheim
Richard Park
Mike Mottau
Keith Aucoin
Alan Quine
Stephen Gionta
Derick Brassard
Austin Czarnik
Simon Holmstrom

#11

Dave Hudson
Bill MacMillan
Wayne Merrick
Roger Kortko
Randy Wood
Adam Creighton
Darius Kasparaitis
Randy Wood
Sean Haggerty
Kevin Miller
Craig Janney
Niklas Andersson
Jason Krog
Bill Muckalt
Kip Miller
Mattias Weinhandl
Andy Hilbert
Nate Thompson
Brian Rolston
Lubomir Visnovsky
Shane Prince
Tanner Fritz
Austin Czarnik
Zach Parise

#12

Terry Crisp
Ernie Hicke
Jean Paul Parise
Richie Hansen
Duane Sutter

Brent Sutter
Todd McLellan
Todd Okerlund
Richard Kromm
Mick Vukota
Mark Janssens
Mike Watt
Oleg Kvasha
Chris Simon
Josh Bailey

#13

Claude Lapointe
Bill Guerin
Rob Schremp
Colin McDonald
Mathew Barzal

#14

Brian Marchinko
Bob Bourne
Randy Boyd
Tom Fitzgerald
Scott Scissons
Joe Day
Ron Sutter
Andrey Vasilyev
Danton Cole
Chris Taylor
Derek Armstrong
Tom Chorske
Joe Sacco
Chris Ferraro
Jason Blake
Mike Stapleton
Alexander Khoritinov
Chris Campoli
Trevor Gillies
Thomas Hickey
Tom Kuhnhackl
Travis Zajac
Andy Andreoff
William Dufour
Bo Horvat

#15

Bill Harris
Brad Dalgarno
Bryan Smolinski
Jason Dawe
Tom Chorske
Ted Donato
Brad Isbister
Jeff Tambellini
PA Parenteau
Cal Clutterbuck

#16

Brian Lavender
Ralph Stewart
Dave Salvian
Michel Bergeron
Richie Hansen
Steve Tambellini
Mike McEwen
Pat LaFontaine
Brian Mullen
Zigmund Palffy
Daniel Lacroix
Vladimir Orszagh

Craig Berube
Raffi Torres
Justin Papineau
Justin Mapletoft
Michael York
Jon Sim
Marty Reasoner
Peter Regin
Harry Zolnierczyk
Steve Bernier
Andrew Ladd
Richard Panik
Arnaud Durandea

#17

Tom Miller
Jude Drouin
Garth MacGuigan
Alex McKendry
Neal Coulter
Greg Gilbert
Brad Dalgarno
Chris Pryor
Rod Dallman
Paul Gagne
Craig Ludwig
Bill Berg
Daniel Marois
Steve Junker
David Maley
Yan Kaminsky
Chris Marinucci
Wendel Clark
Darby Hendrickson
Sergei Nemchinov
Tony Hrkac
Ted Drury
Taylor Pyatt
Shawn Bates
Thomas Pock
Matt Martin

#18

Ed Westfall
Rob DiMaio
Marty McInnis
Mike Hough
Tim Connolly
Jim Cummins
Jeff Hamilton
Mike Sillinger
Micheal Haley
Ryan Strome
Anthony Beauvillier
Pierre Engvall

#19

Craig Cameron
Bryan Trottier
(Retired in honor of Bryan Trottier on Oct. 20, 2001)

#20

Bob Nystrom
Rich Grenier
Dave Pulkkinen
Doug Rombough
Yvon Vautour
Mats Hallin
Alex McKendry

Dale Henry
Greg Parks
Ray Ferraro
Bryan Smolinski
Bob Sweeney
Jamie Rivers
Steve Webb
Eric Manlow
Richard Zednik
Sean Bergenheim
James Wisniewski
Evgeni Nabokov
Kieffer Bellows
Hudson Fasching

#21

Arnie Brown
Dave Pulkkinen
Ron Smith
Andre St. Laurent
Mike Kaszycki
Butch Goring
Brent Sutter
Dan Plante
Rick Green
Nick Vachon
Robert Reichel
Mariusz Czerkawski
Trent Hunter
Robert Nilsson
Deron Quint
Kyle Okposo
Chris Wagner
Luca Sbisa
Otto Koivu
Kyle Palmieri

#22

Ron Smith
Bob Cook
Victor Teal
Mike Bossy
(Retired in honor of Mike Bossy March 3, 1992)

#23

Garry Howatt
Bob Nystrom
Randy Hillier
Rick Green
Vladimir Malakhov
(Retired in honor of Bob Nystrom April 1, 1995)

#24

Ron Stewart
Bill MacMillan
Walt Ledingham
Mike Kaszycki
Gord Lane
Mikko Makela
Ken Baumgartner
Daniel Marois
Richard Kromm
Greg Parks
Keith Acton
Troy Loney
Brent Severyn
Dave Archibald
Paul Kruse

ALL-TIME NUMERICAL ROSTER (CONT.)

Gino Odjick
 Johan Davidsson
 Mark Lawrence
 Radek Martinek
 Steve Staios
 Brad Boyes
 Kevin Czuczman
 Stephen Gionta
 Scott Mayfield

#25

Neil Nicholson
 Dave Lewis
 Bill Carroll
 Ron Handy
 Ari Haanpaa
 David Volek
 Chris Taylor
 Paul Stanton
 Pat Conacher
 Chris Taylor
 Mariusz Czerkawski
 Josh Green
 Juraj Kolnik
 Randy Robitaille
 Alexander Karpovtsev
 Brad Lukowich
 Viktor Kozlov
 Andy Sutton
 Nino Niederreiter
 Jason Chimera
 Devon Toews
 Sebastian Aho

#26

Dave Langevin
 Patrick Flatley
 Jeff Toms
 Justin Mapletoft
 Justin Papineau
 Rob Collins
 Ruslan Fedotenko
 Joe Callahan
 Matt Moulson
 Thomas Vanek
 Tyler Kennedy
 Joshua Ho-Sang
 Oliver Wahlstrom

#27

John Tonelli
 Derek King
 Mark Parrish
 Michael Peca
 Jeremy Colliton
 Randy Robitaille
 Darryl Bootland
 Matt Keith
 Milan Jurcina
 Anders Lee
 (Retired in honor of John Tonelli Feb. 21, 2020)

#28

Anders Kallur
 Mark Hamway
 Bob Bassen
 Wayne McBean

Don Maloney
 Paul Guay
 Tom Kurvers
 Chris Taylor
 Alexander Semak
 Jim Dowd

Dennis Vaske
 Felix Potvin
 Jason Krog
 Gary Galley
 Jason Krog
 Darren Van Impe
 Jason Wiemer
 Wyatt Smith
 Tim Jackman
 Zenon Konopka
 Johan Sundstrom
 Marek Zidlicky
 Sebastian Aho
 Michael Dal Colle
 Alexander Romanov

#29

Hector Marini
 Ken Leiter
 Gerald Diduck
 Mark Fitzpatrick
 Joe Reekie
 Jamie McLennan
 Kenny Jonsson
 Petteri Nokelainen
 Ben Walter
 Jamie Doornbosch
 Jay Pandolfo
 Brock Nelson

#30

Gerry Desjardins
 Richard Brodeur
 Goran Hogosta
 Roland Melanson
 Kelly Hrudey
 Mark Fitzpatrick
 Tommy Soderstrom
 Wade Flaherty
 Chris Terreri
 Garth Snow
 Dwayne Roloson
 Chad Johnson
 Michal Neuvirth
 Jean-Francois Berube
 Ilya Sorokin

#31

Bill Smith
 (Retired in honor of Bill Smith Feb. 21, 1993)

#32

Bruce Affleck
 Dale Henry
 Brad Lauer
 Richard Kromm
 Steve Thomas
 Grigori Panteleev
 Niklas Andersson
 Trevor Linden
 Jorgen Jonsson

Petr Mika
 Aris Brimanis
 Alan Letang
 Brendan Witt
 Ross Johnston

#33

Neil Hawryliw
 Kevin Devine
 Marc Bergevin
 Steve Konroyd
 Ray Ferraro
 Dennis Vaske
 Benoit Hogue
 Milan Tichy
 Ken Belanger
 Eric Cairns
 Eric Boguniecki
 Christopher Gibson
 Zdeno Chara

#34

Garth MacGuigan
 Gord Dineen
 Ken Leiter
 Brian Curran
 Chris Pryor
 Rob DiMaio
 Danny Lorenz
 Graeme Townshend
 Iain Fraser
 Brent Grieve
 Dan Plante
 Milan Tichy
 Yan Kaminsky
 Micah Aivazoff
 Jason Herter
 Jason Widmer
 Andrey Vasilyev
 Jarrett Deuling
 Bryan Berard
 Mathieu Biron
 John Vanbiesbrouck
 Steve Valiquette
 Wade Dubielewicz
 Yann Danis
 Cole Bardreau
 Thomas Hickey
 Paul LaDue

#35

Richard Kromm
 Reed Larson
 Chris Pryor
 Glenn Healy
 Tom Draper
 Tommy Salo
 Stephen Valiquette
 Chris Osgood
 Joey MacDonald
 Al Montoya
 Cory Schneider

#36

Glenn Johannssen
 Neal Coulter
 Rod Dallman
 Gary Nylund

Jason Widmer
 Andrey Vasilyev
 Bob Halkidis
 Jason Strudwick
 Micah Aivazoff
 Jarrett Deuling
 Dane Jackson
 J.J. Daigneault
 Ted Crowley
 Ray Schultz
 Niklas Andersson
 Evgeny Korolev
 Mike Iggulden
 Travis Hamonic
 Tim Wallace
 Eric Boulton
 Ross Johnston
 Otto Koivula

#37

Jeff Finley
 Danny Lorenz
 Richard Kromm
 Dennis Vaske
 Jeff Libby
 Dmitri Nabokov
 Steve Martins
 Mark Parrish
 Kip Brennan
 Dean McAmmond
 Jeremy Colliton
 Brian Strait

#38

Mick Vukota
 Gilles Thibaudeau
 Derek Laxdal
 Marty McInnis
 Graeme Townshend
 Scott Scissons
 Jason Simon
 Derek Armstrong
 Andrey Vasilyev
 Andreas Johansson
 Barry Richter
 Dave Scatchard
 Allan Rourke
 Jack Hillen
 Bracken Kearns
 Parker Wotherspoon

#39

Todd McLellan
 Marc Bergevin
 Glenn Healy
 Hubie McDonough
 Travis Green
 Dean Malkoc
 Scott Pearson
 Sean Haggerty
 Ray Schultz
 Robert Petrovicky
 Rick DiPietro

#40

Raimo Helminen
 Brad Dalgarno
 George Maneluk

Matt Koalska
 Joel Rechlicz
 Michael Grabner
 Robin Lehner
 Semyon Varlamov

#41

Ray Giroux
 Derek Bekar
 David Ullstrom
 Jaroslav Halak
 Dmytro Timashov
 Nikita Soshnikov

#42

Shawn Byram
 Andrey Vasilyev
 Dan Plante
 Dylan Reese
 Scott Mayfield
 Thomas Hickey

#43

Martin Straka
 Mike MacWilliam
 Chris Taylor
 Jason Strudwick
 Mikael Andersson
 Trent Hunter
 Ryan Caldwell
 Andrew MacDonald
 Martin Biron
 Mike Halmo
 Aatu Raty

#44

Ken Leiter
 Rod Dallman
 Jari Gronstrand
 Todd Bertuzzi
 Jason Dawe
 Mark Lawrence
 Jesse Belanger
 Sven Butenschon
 Janne Niinimaa
 John Erskine
 Freddy Meyer IV
 Rob Schremp
 Calvin de Haan
 Sebastian Aho
 Jean-Gabriel Pageau

#45

Vern Smith
 Dale Kushner
 Danny Lorenz
 Marko Kiprusoff
 Arron Asham
 Nate Thompson
 Anders Nilsson
 Braydon Coburn

#46

Scott Howson
 Dale Kushner
 Jason Holland
 Marco Tuomainen
 Matt Martin

Matt Donovan

#47

Rich Pilon
 Dick Tarnstrom
 Marc-Andre Bergeron
 Andrew MacDonald
 Leo Komarov

#48

Claude Lapointe
 Warren Luhnig
 Steve Regier
 Anton Klementyev
 Kael Moullierat
 Connor Jones

#49

Vladimir Orszagh
 Robert Petrovicky
 Eric Godard
 Drew Fata
 Mitch Fritz
 Rhett Rakhshani
 Justin Johnson

#50

Scott Scissons
 Adam Pelech

#51

Anders Myrvold
 Dave Roche
 Frans Nielsen
 Valtteri Filppula

#52

Mark Lawrence
 Sven Butenschon
 Nathan Lawson
 Joe Finley
 Ross Johnston

#53

Mike Walsh
 Tom Fitzgerald
 Zdeno Chara
 Casey Cizikas

#54

Kip Miller
 Rob Collins
 Kurtis McLean
 Cole Bardreau

#55

Mike Stevens
 Felix Potvin
 Vladimir Cheburkin
 Jason Blake
 Matt Campanale
 Shane Sims
 Mike Mottau
 Aaron Ness
 Johnny Boychuk
 /



ALL-TIME NUMERICAL ROSTER (CONT.)

#56

Marcel Cousineau
Ian Herbers
Jason Podollan
Dustin Kohn
John Persson
Taylor Beck
Tanner Fritz

#57

Mark Hamway
Shawn Evans
Blake Comeau

#58

Bill Berg
John Namestnikov
Aris Brimanis
Masi Marjamaki
Jesse Joensuu

#59

Tom Fitzgerald
Alain Nasreddine
Micheal Haley
Brett Gallant

#60

Ray Schultz
Kevin Poulin

#62

Steve Webb
Olli Jokinen
Kevin Colley
Jamie Fraser
Greg Mauldin

#63

Cole Jarrett
Josef Vasicek

#64

Sven Butenschon

#66

Joshua Ho-Sang

#67

Mike Kennedy
Sean Bentivoglio

#68

Zigmund Palffy

#71

Dennis Vaske
Mark Katic
Michael Dal Colle

#72

Ron Hextall
Mathieu Schneider
Jeremy Colliton
Anthony Beauvillier

#75

Brett Lindros

#77

Pierre Turgeon
Cliff Ronning
Alexei Zhitnik
Trevor Smith

#79

Alexei Yashin

#80

Kevin Weekes

#81

Miroslav Satan
Justin DiBenedetto

#82

Martin Straka

#84

Mikhail Grabovski

#86

Nikolay Kulemin

#88

Brandon Davidson

#89

David Chyzowski
Mike Comrie
Cory Conacher

#91

Butch Goring
John Tavares
(Retired in honor of Butch Goring Feb. 29, 2020)

#92

Vladimir Malakhov

#93

Doug Weight

#94

Ryan Smyth

#96

Pierre-Marc Bouchard



RETIRED NUMBERS



DENIS POTVIN
FEBRUARY 1, 1992



MIKE BOSSY
MARCH 3, 1992



BILLY SMITH
FEBRUARY 20, 1993



BOBBY NYSTROM
APRIL 1, 1995



CLARK GILLIES
DECEMBER 7, 1996



BRYAN TROTTIER
OCTOBER 20, 2001




JOHN TONELLI
FEBRUARY 21, 2020



BUTCH GORING
FEBRUARY 29, 2020



BILL TORREY
JANUARY 13, 2001



AL ARBOUR
JANUARY 25, 1997



ARBOUR/1500
NOVEMBER 3, 2007





2023-24
SEASON



MEDIA GUIDE



NEW YORK
ISLANDERS

STANLEY CUP PLAYOFFS



NEW YORK ISLANDERS ALL-TIME STANLEY CUP SERIES

SEASON	OPPONENT	ROUND	W	L	WINNER	SEASON	OPPONENT	ROUND	W	L	WINNER
1972-73	DID NOT QUALIFY					1990-91	DID NOT QUALIFY				
1973-74	DID NOT QUALIFY					1991-92	DID NOT QUALIFY				
1974-75	NY Rangers	PRE	2	1	ISLANDERS	1992-93	Washington	PDSF	4	2	ISLANDERS
	Pittsburgh	QF	4	3	ISLANDERS		Pittsburgh	PDF	4	3	ISLANDERS
	Philadelphia	SF	3	4	Philadelphia		Montreal	WCF	1	4	Montreal
1975-76	Vancouver	PRE	2	0	ISLANDERS	1993-94	NY Rangers	ECQF	0	4	NY Rangers
	Buffalo	QF	4	2	ISLANDERS	1994-95	DID NOT QUALIFY				
	Montreal	SF	1	4	Montreal	1995-96	DID NOT QUALIFY				
1976-77	Chicago	PRE	2	0	ISLANDERS	1996-97	DID NOT QUALIFY				
	Buffalo	QF	4	0	ISLANDERS	1997-98	DID NOT QUALIFY				
	Montreal	SF	2	4	Montreal	1998-99	DID NOT QUALIFY				
1977-78	Toronto	QF	3	4	Toronto	1999-00	DID NOT QUALIFY				
1978-79	Chicago	QF	4	0	ISLANDERS	2000-01	DID NOT QUALIFY				
	NY Rangers	SF	2	4	NY Rangers	2001-02	Toronto	ECQF	3	4	Toronto
1979-80	Los Angeles	PRE	3	1	ISLANDERS	2002-03	Ottawa	ECQF	1	4	Ottawa
	Boston	QF	4	1	ISLANDERS	2003-04	Tampa Bay	ECQF	1	4	Tampa Bay
	Buffalo	SF	4	2	ISLANDERS	2004-05	NO NHL SEASON	LOCKOUT			
	Philadelphia	F	4	2	ISLANDERS	2005-06	DID NOT QUALIFY				
1980-81	Toronto	PRE	3	0	ISLANDERS	2006-07	Buffalo	ECQF	1	4	Buffalo
	Edmonton	QF	4	2	ISLANDERS	2007-08	DID NOT QUALIFY				
	NY Rangers	SF	4	0	ISLANDERS	2008-09	DID NOT QUALIFY				
	Minnesota	F	4	1	ISLANDERS	2009-10	DID NOT QUALIFY				
1981-82	Pittsburgh	PDSF	3	2	ISLANDERS	2010-11	DID NOT QUALIFY				
	NY Rangers	PDF	4	2	ISLANDERS	2011-12	DID NOT QUALIFY				
	Quebec	WCF	4	0	ISLANDERS	2012-13	Pittsburgh	ECQF	2	4	Pittsburgh
	Vancouver	F	4	0	ISLANDERS	2013-14	DID NOT QUALIFY				
1982-83	Washington	PDSF	3	1	ISLANDERS	2014-15	Washington	First Round	3	4	Washington
	NY Rangers	PDF	4	2	ISLANDERS	2015-16	Florida	First Round	4	2	ISLANDERS
	Boston	WCF	4	2	ISLANDERS		Tampa Bay	Second Round	1	4	Tampa Bay
	Edmonton	F	4	0	ISLANDERS	2016-17	DID NOT QUALIFY				
1983-84	NY Rangers	PDSF	3	2	ISLANDERS	2017-18	DID NOT QUALIFY				
	Washington	PDF	4	1	ISLANDERS	2018-19	Pittsburgh	First Round	4	0	ISLANDERS
	Montreal	WCF	4	2	ISLANDERS		Carolina	Second Round	0	4	Carolina
	Edmonton	F	1	4	Edmonton	2019-20	Florida	ECQR	3	1	ISLANDERS
1984-85	Washington	PDSF	3	2	ISLANDERS		Washington	First Round	4	1	ISLANDERS
	Philadelphia	PDF	1	4	Philadelphia		Philadelphia	Second Round	4	3	ISLANDERS
1985-86	Washington	PDSF	0	3	Washington		Tampa Bay	ECF	2	4	Tampa Bay
1986-87	Washington	PDSF	4	3	ISLANDERS	2020-21	Pittsburgh	First Round	4	2	ISLANDERS
	Philadelphia	PDF	3	4	Philadelphia		Boston	Second Round	4	2	ISLANDERS
1987-88	New Jersey	PDSF	2	4	New Jersey		Tampa Bay	Semifinal	4	3	Tampa Bay
1988-89	DID NOT QUALIFY					2021-22	DID NOT QUALIFY				
1989-90	NY Rangers	PDSF	1	4	NY Rangers	2022-23	Carolina	First Round	2	4	Carolina

ECQF . . Eastern Conference Quarter Finals
 ECQR . . Eastern Conference Qualifying Round
 ECF . . Eastern Conference Final
 F . . Final Round
 PDF . . Patrick Division Finals

PDSF . . Patrick Division Semi-Finals
 PRE . . Preliminary Round
 QF . . Quarter Finals
 SF . . Semi-Final Round
 WCF . . Wales Conference Finals



NEW YORK ISLANDERS PLAYOFF RECORD VS. NHL

OVERALL	GP	W	L	GF	GA
Boston Bruins	17	12	5	71	52
Buffalo Sabres	21	13	8	70	62
Carolina Hurricanes	10	2	8	20	29
Chicago Blackhawks	6	6	0	21	6
Edmonton Oilers	15	9	6	58	47
Florida Panthers	10	7	3	28	21
Los Angeles Kings	4	3	1	21	10
Minnesota North Stars	5	4	1	26	16
Montreal Canadiens	22	8	14	55	64
New Jersey Devils	6	2	4	18	23
New York Rangers	39	20	19	129	132
Ottawa Senators	5	1	4	7	13
Philadelphia Flyers	32	15	17	93	99
Pittsburgh Penguins	35	21	14	119	105
Quebec Nordiques	4	4	0	18	9
Tampa Bay Lightning	23	7	16	39	70
Toronto Maple Leafs	17	9	8	54	42
Vancouver Canucks	6	6	0	26	14
Washington Capitals	42	25	17	131	112
TOTALS	319	174	145	1004	926
HOME	GP	W	L	GF	GA
Boston Bruins	8	6	2	42	22
Buffalo Sabres	10	7	3	40	31
Carolina Hurricanes	5	1	4	9	11
Chicago Blackhawks	4	4	0	14	5
Edmonton Oilers	7	5	2	32	14
Florida Panthers	5	4	1	13	9
Los Angeles Kings	2	1	1	11	7
Minnesota North Stars	3	3	0	17	7
Montreal Canadiens	10	6	4	30	21
New Jersey Devils	3	1	2	8	10
New York Rangers	19	10	9	67	63
Ottawa Senators	2	0	2	3	6
Philadelphia Flyers	14	9	5	50	40
Pittsburgh Penguins	17	12	5	77	53
Quebec Nordiques	2	2	0	9	3
Tampa Bay Lightning	10	3	7	19	28
Toronto Maple Leafs	9	3	0	39	16
Vancouver Canucks	3	3	0	17	12
Washington Capitals	19	12	7	57	51
TOTALS	152	97	55	554	409
ROAD	GP	W	L	GF	GA
Boston Bruins	9	6	3	29	30
Buffalo Sabres	11	6	5	30	31
Carolina Hurricanes	5	1	4	11	18
Chicago Blackhawks	2	2	0	7	1
Edmonton Oilers	8	4	4	26	33
Florida Panthers	5	3	2	15	12
Los Angeles Kings	2	2	0	10	3
Minnesota North Stars	2	1	1	9	9
Montreal Canadiens	12	2	10	25	43
New Jersey Devils	3	1	2	10	13
New York Rangers	20	10	10	62	69
Ottawa Senators	3	1	2	4	7
Philadelphia Flyers	18	6	12	43	59
Pittsburgh Penguins	18	9	9	42	52
Quebec Nordiques	2	2	0	9	6
Tampa Bay Lightning	13	4	9	20	42
Toronto Maple Leafs	11	2	9	16	26
Vancouver Canucks	3	3	0	9	2
Washington Capitals	23	13	10	74	61
TOTALS	167	77	90	450	517



YEAR-BY-YEAR STANLEY CUP PLAYOFF RECORDS

SEASON	OVERALL					HOME			ROAD		
	GP	W	L	GF	GA	GP	W	L	GP	W	L
1974-75	17	9	8	47	50	7	4	3	10	5	5
1975-76	13	7	6	43	39	6	5	1	7	2	5
1976-77	12	8	4	36	32	7	5	2	5	3	2
1977-78	7	3	4	13	16	4	3	1	3	0	3
1978-79	10	6	4	27	21	5	3	2	5	3	2
1979-80	21	15	6	88	66	10	7	3	11	8	3
1980-81	18	15	3	97	48	10	9	1	8	6	2
1981-82	19	15	4	85	52	10	8	2	9	7	2
1982-83	20	15	5	94	53	10	9	1	10	6	4
1983-84	21	12	9	62	60	11	8	3	10	4	6
1984-85	10	4	6	25	28	4	3	1	6	1	5
1985-86	3	0	3	4	11	1	0	1	2	0	2
1986-87	14	7	7	35	42	6	2	4	8	5	3
1987-88	6	2	4	18	23	3	1	2	3	1	2
1989-90	5	1	4	13	22	2	1	1	3	0	3
1992-93	18	9	9	58	65	8	6	2	10	3	7
1993-94	4	0	4	3	22	2	0	2	2	0	2
2001-02	7	3	4	21	22	3	3	0	4	0	4
2002-03	5	1	4	7	13	2	0	2	3	1	2
2003-04	5	1	4	5	12	2	0	2	3	1	2
2006-07	5	1	4	11	17	2	0	2	3	1	2
2012-13	6	2	4	17	25	3	1	2	3	1	2
2014-15	7	3	4	15	16	3	2	1	4	1	3
2015-16	11	5	6	26	32	5	2	3	6	3	3
2018-19	8	4	4	17	19	4	2	2	4	2	2
2019-20	22	13	9	66	51	10	6	4	12	7	5
2020-21	19	11	8	54	53	9	6	3	10	5	5
2022-23	6	2	4	15	16	3	1	2	3	1	2
TOTALS	319	174	145	1004	926	152	97	55	167	77	90

ADV	POWER PLAY			ADV	PENALTY KILLING		
	PPG	PCTG	SHGA		PPG	PCTG	SHG
1,250	242	19.5	28	1,345	237	81.9	41



The 1974-75 Islanders celebrate the series-winning goal by J.P. Parise in O.T. vs the New York Rangers.

ROUND-BY-ROUND RESULTS

1975

PRELIMINARY ROUND vs. RANGERS

(Islanders win series 2-1)

APR. 8	NYI 3 at NYR 2	W
APR. 10	NYI 3 vs. NYR 8	L
APR. 11	NYI 4 at NYR 3	W OT

QUARTER-FINALS vs. PITTSBURGH

(Islanders win series 4-3)

APR. 13	NYI 4 at PIT 5	L
APR. 15	NYI 1 at PIT 3	L
APR. 17	NYI 4 vs. PIT 6	L
APR. 20	NYI 3 vs. PIT 1	W
APR. 22	NYI 4 at PIT 2	W
APR. 24	NYI 4 vs. PIT 1	W
APR. 26	NYI 1 at PIT 0	W

SEMI-FINALS vs. PHILADELPHIA

(Philadelphia wins series 4-3)

APR. 29	NYI 0 at PHI 4	L
MAY 1	NYI 4 at PHI 5	L OT
MAY 4	NYI 0 vs. PHI 1	L
MAY 7	NYI 4 vs. PHI 3	W OT
MAY 8	NYI 5 at PHI 1	W
MAY 11	NYI 2 vs. PHI 1	W
MAY 13	NYI 1 at PHI 4	L

1976

PRELIMINARY ROUND vs. VANCOUVER

(Islanders win series 2-0)

APR. 6	NYI 5 vs. VAN 3	W
APR. 8	NYI 3 at VAN 1	W

QUARTER-FINALS vs. BUFFALO

(Islanders win series 4-2)

APR. 11	NYI 3 at BUF 5	L
APR. 13	NYI 2 at BUF 3	L OT
APR. 15	NYI 5 vs. BUF 3	W
APR. 17	NYI 4 vs. BUF 2	W
APR. 20	NYI 4 at BUF 3	W
APR. 22	NYI 3 vs. BUF 2	W

SEMI-FINALS vs. MONTREAL

(Montreal wins series 4-1)

APR. 27	NYI 2 at MTL 3	L
APR. 29	NYI 3 at MTL 4	L
MAY 1	NYI 2 vs. MTL 3	L
MAY 4	NYI 5 vs. MTL 2	W
MAY 6	NYI 2 at MTL 5	L

1977

PRELIMINARY ROUND vs. CHICAGO

(Islanders win series 2-0)

APR. 5	NYI 5 vs. CHI 2	W
APR. 7	NYI 2 vs. CHI 1	W

QUARTER-FINALS vs. BUFFALO

(Islanders win series 4-0)

APR. 11	NYI 4 vs. BUF 2	W
APR. 13	NYI 4 vs. BUF 2	W
APR. 15	NYI 4 at BUF 3	W
APR. 17	NYI 4 at BUF 3	W

SEMI-FINALS vs. MONTREAL

(Montreal wins series 4-2)

APR. 23	NYI 3 at MTL 4	L
APR. 26	NYI 0 at MTL 3	L
APR. 28	NYI 5 vs. MTL 3	W
APR. 30	NYI 0 vs. MTL 4	L
MAY 3	NYI 4 at MTL 3	W OT
MAY 5	NYI 1 vs. MTL 2	L

1978

QUARTER-FINALS vs. TORONTO

(Toronto wins series 4-3)

APR. 17	NYI 4 vs. TOR 1	W
APR. 19	NYI 3 vs. TOR 2	W OT
APR. 21	NYI 0 at TOR 2	L
APR. 23	NYI 1 at TOR 3	L
APR. 25	NYI 2 vs. TOR 1	W OT
APR. 27	NYI 2 at TOR 5	L
APR. 29	NYI 1 vs. TOR 2	L OT

1979

QUARTER-FINALS vs. CHICAGO

(Islanders win series 4-0)

APR. 16	NYI 6 vs. CHI 2	W
APR. 18	NYI 1 vs. CHI 0	W OT
APR. 20	NYI 4 at CHI 0	W
APR. 22	NYI 3 at CHI 1	W

SEMI-FINALS vs. RANGERS

(Rangers win series 4-2)

APR. 26	NYI 1 vs. NYR 4	L
APR. 28	NYI 4 vs. NYR 3	W OT
MAY 1	NYI 1 at NYR 3	L
MAY 3	NYI 3 at NYR 2	W OT
MAY 5	NYI 3 vs. NYR 4	L
MAY 8	NYI 1 at NYR 2	L

1980

PRELIMINARY ROUND vs. LOS ANGELES

(Islanders win series 3-1)

APR. 8	NYI 8 vs. LA 1	W
APR. 9	NYI 3 vs. LA 6	L
APR. 11	NYI 4 at LA 3	W OT
APR. 12	NYI 6 at LA 0	W

QUARTER-FINALS vs. BOSTON

(Islanders win series 4-1)

APR. 16	NYI 2 at BOS 1	W OT
APR. 17	NYI 5 at BOS 4	W OT
APR. 19	NYI 5 vs. BOS 3	W
APR. 21	NYI 3 vs. BOS 4	L OT
APR. 22	NYI 4 at BOS 2	W

SEMI-FINALS vs. BUFFALO

(Islanders win series 4-2)

APR. 29	NYI 4 at BUF 1	W
MAY 1	NYI 2 at BUF 1	W 2OT
MAY 3	NYI 7 vs. BUF 4	W
MAY 6	NYI 4 vs. BUF 7	L
MAY 8	NYI 0 at BUF 2	L
MAY 10	NYI 5 vs. BUF 2	W

STANLEY CUP FINALS vs. PHILADELPHIA

(Islanders win series 4-2)

MAY 13	NYI 4 at PHI 3	W OT
MAY 15	NYI 3 at PHI 8	L
MAY 17	NYI 6 vs. PHI 2	W
MAY 19	NYI 5 vs. PHI 2	W
MAY 22	NYI 3 at PHI 6	L
MAY 24	NYI 5 vs. PHI 4	W OT

1981

PRELIMINARY ROUND vs. TORONTO

(Islanders win series 3-0)

APR. 8	NYI 9 vs. TOR 2	W
APR. 9	NYI 5 vs. TOR 1	W
APR. 11	NYI 6 at TOR 1	W

QUARTER-FINALS vs. EDMONTON

(Islanders win series 4-2)

APR. 16	NYI 8 vs. EDM 2	W
APR. 17	NYI 6 vs. EDM 3	W
APR. 19	NYI 2 at EDM 5	L
APR. 20	NYI 5 at EDM 4	W OT
APR. 22	NYI 3 vs. EDM 4	L
APR. 24	NYI 5 at EDM 2	W

SEMI-FINALS vs. RANGERS

(Islanders win series 4-0)

APR. 28	NYI 5 vs. NYR 2	W
APR. 30	NYI 7 vs. NYR 3	W
MAY 2	NYI 5 at NYR 1	W
MAY 5	NYI 5 at NYR 2	W

STANLEY CUP FINALS vs. MINNESOTA

(Islanders win series 4-1)

MAY 12	NYI 6 vs. MIN 3	W
MAY 14	NYI 6 vs. MIN 3	W
MAY 17	NYI 7 at MIN 5	W
MAY 19	NYI 2 at MIN 4	L
MAY 21	NYI 5 vs. MIN 1	W

1982

PATRICK DIVISION SEMI-FINALS

vs. PITTSBURGH (Islanders win series 3-2)

APR. 7	NYI 8 vs. PIT 1	W
APR. 8	NYI 7 vs. PIT 2	W
APR. 10	NYI 1 at PIT 2	L OT
APR. 11	NYI 2 at PIT 5	L
APR. 13	NYI 4 vs. PIT 3	W OT

PATRICK DIVISION FINAL vs. RANGERS

(Islanders win series 4-2)

APR. 15	NYI 4 vs. NYR 5	L
APR. 16	NYI 7 vs. NYR 2	W
APR. 18	NYI 4 at NYR 3	W OT
APR. 19	NYI 5 at NYR 3	W
APR. 21	NYI 2 vs. NYR 4	L
APR. 23	NYI 5 at NYR 3	W

WALES CONFERENCE FINAL vs. QUEBEC

(Islanders win series 4-0)

APR. 27	NYI 4 vs. QUE 1	W
APR. 29	NYI 5 vs. QUE 2	W
MAY 1	NYI 5 at QUE 4	W OT
MAY 4	NYI 4 at QUE 2	W

STANLEY CUP FINALS vs. VANCOUVER

(Islanders win series 4-0)

MAY 8	NYI 6 vs. VAN 5	W OT
MAY 11	NYI 6 vs. VAN 4	W
MAY 13	NYI 3 at VAN 0	W
MAY 16	NYI 3 at VAN 1	W

1983

PATRICK DIVISION SEMI-FINALS

vs. WASHINGTON (Islanders win series 3-1)

APR. 6	NYI 5 vs. WSH 2	W
APR. 7	NYI 2 vs. WSH 4	L
APR. 9	NYI 6 at WSH 2	W
APR. 10	NYI 6 at WSH 3	W

PATRICK DIVISION FINAL vs. RANGERS

(Islanders win series 4-2)

APR. 14	NYI 4 vs. NYR 1	W
APR. 15	NYI 5 vs. NYR 0	W
APR. 17	NYI 6 at NYR 7	L
APR. 18	NYI 1 at NYR 3	L
APR. 20	NYI 7 vs. NYR 2	W
APR. 22	NYI 5 at NYR 2	W

WALES CONFERENCE FINAL vs. BOSTON

(Islanders win series 4-2)

APR. 26	NYI 5 at BOS 2	W
APR. 28	NYI 1 at BOS 4	L
APR. 30	NYI 7 vs. BOS 3	W
MAY 3	NYI 8 vs. BOS 3	W
MAY 5	NYI 1 at BOS 5	L
MAY 7	NYI 8 vs. BOS 4	W

STANLEY CUP FINAL vs. EDMONTON

(Islanders win series 4-0)

MAY 10	NYI 2 at EDM 0	W
MAY 12	NYI 6 at EDM 3	W
MAY 14	NYI 5 vs. EDM 1	W
MAY 17	NYI 4 vs. EDM 2	W



ROUND-BY-ROUND RESULTS continued

1984

PATRICK DIVISION SEMI-FINALS vs. RANGERS (Islanders win series 3-2)

APR. 4	NYI 4 vs. NYR 1	W
APR. 5	NYI 0 vs. NYR 3	L
APR. 7	NYI 2 at NYR 7	L
APR. 8	NYI 4 at NYR 1	W
APR. 10	NYI 3 vs. NYR 2	W OT

PATRICK DIVISION FINAL vs. WASHINGTON (Islanders win series 4-1)

APR. 12	NYI 2 vs. WSH 3	L
APR. 13	NYI 5 vs. WSH 4	W OT
APR. 15	NYI 3 at WSH 1	W
APR. 16	NYI 5 at WSH 2	W
APR. 18	NYI 5 vs. WSH 3	W

WALES CONFERENCE FINAL vs. MONTREAL (Islanders win series 4-2)

APR. 24	NYI 0 at MTL 3	L
APR. 26	NYI 2 at MTL 4	L
APR. 28	NYI 5 vs. MTL 2	W
MAY 1	NYI 3 vs. MTL 1	W
MAY 3	NYI 3 at MTL 1	W
MAY 5	NYI 4 vs. MTL 1	W

STANLEY CUP FINAL vs. EDMONTON (Edmonton wins series 4-1)

MAY 10	NYI 0 vs. EDM 1	L
MAY 12	NYI 6 vs. EDM 1	W
MAY 15	NYI 2 at EDM 7	L
MAY 17	NYI 2 at EDM 7	L
MAY 19	NYI 2 at EDM 5	L

1985

PATRICK DIVISION SEMI-FINALS vs. WASHINGTON (Islanders win series 3-2)

APR. 10	NYI 3 at WSH 4	L OT
APR. 11	NYI 1 at WSH 2	L 2OT
APR. 13	NYI 2 vs. WSH 1	W
APR. 14	NYI 6 vs. WSH 4	W
APR. 16	NYI 2 at WSH 1	W

PATRICK DIVISION FINAL vs. PHILADELPHIA (Philadelphia wins series 4-1)

APR. 18	NYI 0 at PHI 3	L
APR. 21	NYI 2 at PHI 5	L
APR. 23	NYI 3 vs. PHI 5	L
APR. 25	NYI 6 vs. PHI 2	W
APR. 28	NYI 0 at PHI 1	L

1986

PATRICK DIVISION SEMI-FINALS vs. WASHINGTON (Washington wins series 3-0)

APR. 9	NYI 1 at WSH 3	L
APR. 10	NYI 2 at WSH 5	L
APR. 12	NYI 1 vs. WSH 3	L

1987

PATRICK DIVISION SEMI-FINALS vs. WASHINGTON (Islanders win series 4-3)

APR. 8	NYI 3 at WSH 4	L
APR. 9	NYI 3 at WSH 1	W
APR. 11	NYI 0 vs. WSH 2	L
APR. 12	NYI 1 vs. WSH 4	L
APR. 14	NYI 4 at WSH 2	W

APR. 16	NYI 5 vs. WSH 4	W
APR. 18	NYI 3 at WSH 2	W 4OT

PATRICK DIVISION FINAL vs. PHILADELPHIA (Philadelphia wins series 4-3)

APR. 20	NYI 2 at PHI 4	L
APR. 22	NYI 2 at PHI 1	W
APR. 24	NYI 1 vs. PHI 4	L
APR. 26	NYI 4 vs. PHI 6	L
APR. 28	NYI 2 at PHI 1	W
APR. 30	NYI 4 vs. PHI 2	W
MAY 2	NYI 1 at PHI 5	L

1988

PATRICK DIVISION SEMI-FINALS vs. NEW JERSEY (New Jersey wins series 4-2)

APR. 6	NYI 4 vs. NJ 3	W OT
APR. 7	NYI 2 vs. NJ 3	L
APR. 9	NYI 0 at NJ 3	L
APR. 10	NYI 5 at NJ 4	W OT
APR. 12	NYI 2 vs. NJ 4	L
APR. 14	NYI 5 at NJ 6	L

1990

PATRICK DIVISION SEMI-FINALS vs. RANGERS (Rangers win series 4-1)

APR. 5	NYI 1 at NYR 2	L
APR. 7	NYI 2 at NYR 5	L
APR. 9	NYI 4 vs. NYR 3	W 2OT
APR. 11	NYI 1 vs. NYR 6	L
APR. 13	NYI 5 at NYR 6	L

1993

PATRICK DIVISION SEMI-FINALS vs. WASHINGTON (Islanders win series 4-2)

APR. 18	NYI 1 at WSH 3	L
APR. 20	NYI 5 at WSH 4	W 2OT
APR. 22	NYI 4 vs. WSH 3	W OT
APR. 24	NYI 4 vs. WSH 3	W 2OT
APR. 26	NYI 4 at WSH 6	L
APR. 28	NYI 5 vs. WSH 3	W

PATRICK DIVISION FINAL vs. PITTSBURGH (Islanders win series 4-3)

MAY 2	NYI 3 at PIT 2	W
MAY 4	NYI 0 at PIT 3	L
MAY 6	NYI 1 vs. PIT 3	L
MAY 8	NYI 6 vs. PIT 5	W
MAY 10	NYI 3 at PIT 6	L
MAY 12	NYI 7 vs. PIT 5	W
MAY 14	NYI 4 at PIT 3	W OT

WALES CONFERENCE FINAL vs. MONTREAL (Montreal wins series 4-1)

MAY 16	NYI 1 at MTL 4	L
MAY 18	NYI 3 at MTL 4	L 2OT
MAY 20	NYI 1 vs. MTL 2	L OT
MAY 22	NYI 4 vs. MTL 1	W
MAY 24	NYI 2 at MTL 5	L

1994

EASTERN CONFERENCE QUARTER-FINALS vs. RANGERS (Rangers win series 4-0)

APR. 17	NYI 0 at NYR 6	L
APR. 18	NYI 0 at NYR 6	L
APR. 21	NYI 1 vs. NYR 5	L

APR. 24	NYI 2 vs. NYR 5	L
---------	-----------------	---

2002

EASTERN CONFERENCE QUARTER-FINALS vs. TORONTO (Toronto wins series 4-3)

APR. 18	NYI 1 at TOR 3	L
APR. 20	NYI 0 at TOR 2	L
APR. 23	NYI 6 vs. TOR 1	W
APR. 24	NYI 4 vs. TOR 3	W
APR. 26	NYI 3 at TOR 6	L
APR. 28	NYI 5 vs. TOR 3	W
APR. 30	NYI 2 at TOR 4	L

2003

EASTERN CONFERENCE QUARTER-FINALS vs. OTTAWA (Ottawa wins series 4-1)

APR. 9	NYI 3 at OTT 0	W
APR. 12	NYI 0 at OTT 3	L
APR. 14	NYI 2 vs. OTT 3	L 2OT
APR. 16	NYI 1 vs. OTT 3	L
APR. 17	NYI 1 at OTT 4	L

2004

EASTERN CONFERENCE QUARTER-FINALS vs. TAMPA BAY (Tampa Bay wins series 4-1)

APR. 8	NYI 0 at TBL 3	L
APR. 10	NYI 3 at TBL 0	W
APR. 12	NYI 0 vs. TBL 3	L
APR. 14	NYI 0 vs. TBL 3	L
APR. 16	NYI 2 at TBL 3	L OT

2007

EASTERN CONFERENCE QUARTER-FINALS vs. BUFFALO (Buffalo wins series 4-1)

APR. 12	NYI 1 at BUF 4	L
APR. 14	NYI 3 at BUF 2	W
APR. 16	NYI 2 vs. BUF 3	L
APR. 18	NYI 2 vs. BUF 4	L
APR. 20	NYI 3 at BUF 4	L

2013

EASTERN CONFERENCE QUARTER-FINALS vs. PITTSBURGH (Pittsburgh wins series 4-2)

MAY 1	NYI 0 at PIT 5	L
MAY 3	NYI 4 at PIT 3	W
MAY 5	NYI 4 vs. PIT 5	L OT
MAY 7	NYI 6 vs. PIT 4	W
MAY 9	NYI 0 at PIT 4	L
MAY 11	NYI 3 vs. PIT 4	L OT

2015

EASTERN CONFERENCE FIRST ROUND vs. WASHINGTON (Washington wins series 4-3)

APR 15	NYI 4 at WAS 1	W
APR 17	NYI 3 at WAS 4	L
APR 19	NYI 2 vs. WAS 1	W OT
APR 21	NYI 1 vs. WAS 2	L OT
APR 23	NYI 1 at WAS 5	L
APR 25	NYI 3 vs. WAS 1	W
APR 27	NYI 1 at WAS 2	L

2016

EASTERN CONFERENCE FIRST ROUND vs. Florida (Islanders win series 4-2)

APR 14	NYI 5 at FLA 4	W
--------	----------------	---

APT 15	NYI 1 at FLA 3	L
APT 17	NYI 4 vs. FLA 3	W OT
APT 20	NYI 1 vs. FLA 2	L
APT 22	NYI 2 at FLA 1	W 2OT
APT 24	NYI 2 vs. FLA 1	W 2OT

EASTERN CONFERENCE SEMIFINAL

vs. Tampa Bay (Tampa Bay wins series 4-1)		
APT 27	NYI 5 at TBL 3	W
APT 30	NYI 1 at TBL 4	L
MAY 3	NYI 4 vs. TBL 5	L OT
MAY 6	NYI 1 vs. TBL 2	L OT
MAY 8	NYI 0 at TBL 4	L

2019

EASTERN CONFERENCE FIRST ROUND vs. Pittsburgh (Islanders win series 4-0)

APT 10	NYI 4 vs. PIT 3	W OT
APT 12	NYI 3 vs. PIT 1	W
APT 14	NYI 4 at PIT 1	W
APT 16	NYI 3 at PIT 1	W

EASTERN CONFERENCE SEMIFINAL

vs. Carolina (Carolina wins series 4-0)		
APT 26	NYI 0 vs. CAR 1	L OT
APT 28	NYI 1 vs. CAR 2	L
MAY 1	NYI 2 at CAR 5	L
MAY 3	NYI 2 at CAR 5	L

2020

EASTERN CONFERENCE QUALIFYING ROUND

vs. Florida (Islanders win series 3-1)		
AUG 1	NYI 2 vs. FLA 1	W
AUG 4	NYI 4 vs. FLA 2	W
AUG 5	NYI 2 at FLA 3	L
AUG 7	NYI 5 at FLA 1	W

EASTERN CONFERENCE FIRST ROUND

vs. Washington (Islanders win series 4-1)		
AUG 12	NYI 4 at WSH 2	W
AUG 14	NYI 5 at WSH 2	W
AUG 16	NYI 2 vs. WSH 1	W OT
AUG 18	NYI 2 vs. WSH 3	L
AUG 20	NYI 4 at WSH 0	W

EASTERN CONFERENCE SEMIFINAL

vs. Philadelphia (Islanders win series 4-3)		
AUG 24	NYI 4 at PHI 0	W
AUG 26	NYI 3 at PHI 4	L OT
AUG 29	NYI 3 vs. PHI 1	W
AUG 30	NYI 3 vs. PHI 2	W
SEPT 1	NYI 3 at PHI 4	L OT
SEPT 3	NYI 4 vs. PHI 5	L OT
SEPT 5	NYI 4 at PHI 0	W

EASTERN CONFERENCE FINAL

vs. Tampa Bay (Tampa Bay wins series 4-2)		
SEPT 7	NYI 2 at TBL 8	L
SEPT 9	NYI 1 at TBL 2	L
SEPT 11	NYI 5 vs. TBL 3	W
SEPT 13	NYI 1 vs. TBL 4	L
SEPT 15	NYI 2 at TBL 1	W OT
SEPT 17	NYI 1 vs. TBL 2	L OT



ROUND-BY-ROUND RESULTS continued

2021

EAST DIVISION FIRST ROUND vs. Pittsburgh

(Islanders win series 4-2)

MAY 16	NYI 4 at PIT 3	W OT
MAY 18	NYI 1 at PIT 2	L
MAY 20	NYI 4 VS. PIT 5	L
MAY 22	NYI 4 vs. PIT 1	W
MAY 24	NYI 3 at PIT 2	W OT
MAY 26	NYI 5 vs. PIT 3	W

EAST DIVISION SECOND ROUND vs. Boston

(Islanders win series 4-2)

MAY 29	NYI 2 at BOS 5	L
MAY 31	NYI 4 at BOS 3	W OT
JUNE 3	NYI 1 vs. BOS 2	L OT
JUNE 5	NYI 4 vs. BOS 1	W
JUNE 7	NYI 5 at BOS 4	W
JUNE 9	NYI 6 vs. BOS 2	W

SEMIFINAL ROUND vs. Tampa Bay (Tampa

Bay wins series 4-3)

JUNE 13	NYI 2 at TBL 1	W
JUNE 15	NYI 2 at TBL 4	L
JUNE 17	NYI 1 at TBL 2	L
JUNE 19	NYI 3 vs. TBL 2	W
JUNE 21	NYI 0 at TBL 8	L
JUNE 23	NYI 3 vs. TBL 2	W OT
JUNE 25	NYI 0 at TBL 1	L

2023

EASTERN CONFERENCE FIRST ROUND vs.

Carolina (Carolina wins series 4-2)

APRIL 17	NYI 1 at CAR 2	L
APRIL 19	NYI 3 at CAR 4	L OT
APRIL 21	NYI 5 vs. CAR 1	W
APRIL 23	NYI 2 vs.. CAR 5	L
APRIL 25	NYI 3 at CAR 2	W
APRIL 28	NYI 1 vs. CAR 3	L OT



POSTSEASON LEADERS

	PLAYER	GOALS	PLAYER	ASSISTS	PLAYER	POINTS	PLAYER	PIM
1974-75	Parise	8	Drouin	12	Drouin	18	Howatt	59
1975-76	Drouin	6	Potvin	14	Potvin	19	Lewis	44
1976-77	Harris	7	Trottier	8	Harris	14	Howatt	28
1977-78	Nystrom	3	3 Players	3	Bourne	5	Howatt	62
1978-79	Bossy	6	Potvin	7	Potvin	11	Price	25
1979-80	Trottier	12	Trottier	17	Trottier	29	Lane	85
1980-81	Bossy	17	Bossy/Trottier	18	Bossy	35	Trottier	34
1981-82	Bossy	17	Trottier	23	Trottier	29	Lane	61
1982-83	Bossy	17	Bourne	20	Bourne	28	D. Sutter	43
1983-84	Gillies	12	Bossy/B. Sutter	10	Gillies	19	Trottier	49
1984-85	Bossy	5	Tonelli	8	Bossy	11	D. Sutter	47
1985-86	4 Players	1	Bossy	2	Bossy	3	Flatley	21
1986-87	Trottier	8	LaFontaine	7	Trottier	13	Curran	51
1987-88	LaFontaine	4	LaFontaine	5	LaFontaine	9	Diduck	42
1989-90	Flatley	3	Volek	4	B. Sutter/Volek	5	Baumgartner	27
1992-93	Ferraro	13	King	11	Ferraro	20	Pilon	50
1993-94	3 Players	1	6 Players	1	9 Players	1	Vukota	17
2001-02	K. Miller	4	Hamrik	6	3 Players	7	Scatchard	22
2002-03	Yashin	2	3 Players	2	Yashin	4	Wiemer	23
2003-04	Blake	2	Niinimaa/Parrish	2	Niinimaa/Parrish	3	4 Players	6
2006-07	Hunter	3	Smyth/Poti	3	Smyth	4	Robitaille/Zednik	8
2012-13	Tavares/Okposo	3	5 Players	3	Tavares/Streit	5	Hamonic	23
2014-15	Six Players	2	Leddy	5	Tavares	6	Clutterbuck	26
2015-16	Tavares	6	Okposo	6	Tavares	11	Cizikas	16
2018-19	Bailey/Eberle/Nelson	4	Barzal/Eberle	5	Eberle	9	Four Players	8
2019-20	Beauvillier/Nelson	9	Bailey	18	Bailey	20	Martin	28
2020-21	Palmieri/Nelson	7	Pageau	10	Barzal	14	Martin	43
2022-23	Barzal/Nelson/Palmieri	2	Nelson/Palmieri/Pulock	3	Nelson/Palmieri	5	Clutterbuck/Cizikas/Martin	16

	PLAYER	PPG	PLAYER	SHG	PLAYER	GWG	PLAYER	OTG
1974-75	Parise	4	Westfall/Potvin	1	Westfall/Gillies	2	Parise	1
1975-76	Potvin	2	Henning	1	MacMillan	2	None	—
1976-77	Harris/Potvin	2	Westfall	1	Gillies	4	Harris	1
1977-78	3 Players	1	None	—	Nystrom	2	Bossy/Nystrom	1
1978-79	Bossy	2	Henning	1	6 Players	1	3 Players	1
1979-80	Bossy	6	Henning	3	Nystrom	3	Nystrom	2
1980-81	Bossy	9	3 Players	2	Bossy	3	Morrow	1
1981-82	Bossy	6	Carroll	2	Bossy/Gillies	3	4 Players	1
1982-83	Bossy	6	3 Players	1	Bossy	5	None	—
1983-84	Gillies	3	B. Sutter/Kallur	1	Bossy/B. Sutter	3	Kallur/Morrow	1
1984-85	Bossy	2	None	—	B. Sutter	2	None	—
1985-86	LaFontaine	1	None	—	None	—	None	—
1986-87	Trottier	3	None	—	Trottier/LaFontaine	2	LaFontaine	1
1987-88	5 Players	1	3 Players	1	LaFontaine/B. Sutter	1	LaFontaine/B. Sutter	1
1989-90	B. Sutter/Flatley	2	None	—	B. Sutter	1	B. Sutter	1
1992-93	Ferraro	4	Fitzgerald/Hogue	2	Ferraro	2	Ferraro	2
1993-94	Thomas	1	None	—	None	—	None	—
2001-02	3 Players	2	None	—	3 Players	1	None	—
2002-03	3 Players	1	None	—	Scatchard	1	None	—
2003-04	Niinimaa/Kvasha	1	None	—	Niinimaa	1	None	—
2006-07	Bergeron/Sillinger	1	None	—	Bergeron	1	None	—
2012-13	Moulson/Streit	1	Okposo	1	Okposo/Tavares	1	None	—
2014-15	None	—	None	—	3 Players	1	Tavares	1
2015-16	Tavares/Nielsen	2	None	—	Tavares	2	Hickey/Quine/Tavares	1
2018-19	Barzal	2	None	—	Nelson	2	Bailey	1
2019-20	Lee	3	Bailey	1	Beauvillier/Nelson	3	Barzal/Eberle	1
2020-21	Beauvillier/Eberle	2	None	—	Pulock	3	4 Players	1
2022-23	Palmieri	1	Horvat	1	Barzal/Palmieri	1	None	—



OVERTIME GOALS

FOR: 40

DATE	PLAYER	ROUND	GAME	OPPONENT	SCORE	TIME
4/11/75	J.P. Parise	PRE	3*	at NY Rangers	4-3	0:11
5/7/75	Jude Drouin	SF	4	Philadelphia	4-3	1:53
5/3/77	Bill Harris	SF	5	at Montreal	4-3	3:58
4/19/78	Mike Bossy	QF	2	Toronto	3-2	2:50
4/25/78	Bob Nystrom	QF	5	Toronto	2-1	8:02
4/18/79	Mike Bossy	QF	2	Chicago	1-0	2:31
4/28/79	Denis Potvin	SF	2	NY Rangers	4-3	8:02
5/3/79	Bob Nystrom	SF	4	at NY Rangers	3-2	3:40
4/11/80	Ken Morrow	PRE	3	at Los Angeles	4-3	6:55
4/16/80	Clark Gillies	QF	1	at Boston	2-1	1:02
4/17/80	Bob Bourne	QF	2	at Boston	5-4	1:24
5/1/80	Bob Nystrom	SF	2	at Buffalo	2-1	21:20 (2OT)
5/13/80	Denis Potvin	F	1	at Philadelphia	4-3	4:07
5/24/80	Bob Nystrom	F	6*	Philadelphia	5-4	7:11
4/20/81	Ken Morrow	QF	4	at Edmonton	5-4	5:41
4/13/82	John Tonelli	PRE	5*	Pittsburgh	4-3	6:19
4/18/82	Bryan Trottier	QF	3	at NY Rangers	4-3	3:00
5/1/82	Wayne Merrick	SF	3	at Quebec	5-4	16:52
5/16/82	Mike Bossy	F	1	Vancouver	6-5	19:58
4/10/84	Ken Morrow	PDSF	5*	NY Rangers	3-2	8:56
4/13/84	Anders Kallur	PDF	2	Washington	5-4	7:35

AGAINST: 24

DATE	PLAYER	ROUND	GAME	OPPONENT	SCORE	TIME
5/1/75	Bobby Clarke	SF	2	at Philadelphia	5-4	2:56
4/13/76	Danny Gare	QF	2	at Buffalo	3-2	14:04
4/29/78	Lanny McDonald	QF	7*	Toronto	2-1	4:13
4/21/80	Terry O'Reilly	QF	4	Boston	4-3	17:13
4/10/82	Rick Kehoe	PRE	3	at Pittsburgh	2-1	4:14
4/10/85	Alan Haworth	PDSF	1	at Washington	4-3	2:28
4/11/85	Mike Gartner	PDSF	2	at Washington	2-1	21:23 (2OT)
5/18/93	Stephan Lebeau	WCF	2	at Montreal	4-3	26:21 (2OT)
5/20/93	Guy Carbonneau	WCF	3	Montreal	2-1	12:34
4/14/03	Todd White	ECQF	3	Ottawa	3-2	22:25 (2OT)
4/16/04	Martin St. Louis	ECQF	5*	at Tampa Bay	3-2	4:07

DATE	PLAYER	ROUND	GAME	OPPONENT	SCORE	TIME
4/10/84	Ken Morrow	PDSF	5*	NY Rangers	3-2	8:56
4/13/84	Anders Kallur	PDF	2	Washington	5-4	7:35
4/18/87	Pat LaFontaine	PDSF	7*	at Washington	3-2	68:47 (4OT)
4/6/88	Pat LaFontaine	PDSF	1	New Jersey	4-3	6:11
4/10/88	Brent Sutter	PDSF	4	at New Jersey	5-4	15:07
4/9/90	Brent Sutter	PDSF	3	NY Rangers	4-3	20:59 (2OT)
4/20/93	Brian Mullen	PDSF	2	at Washington	5-4	34:50 (2OT)
4/22/93	Ray Ferraro	PDSF	3	Washington	4-3	4:46
4/24/93	Ray Ferraro	PDSF	4	Washington	4-3	25:40 (2OT)
5/14/93	David Volek	PDF	7*	at Pittsburgh	4-3	5:16
4/19/15	John Tavares	1st Rnd	3	vs. Washington	2-1	0:15
4/17/16	Thomas Hickey	1st Rnd	3	vs. Florida	4-3	12:31
4/22/16	Alan Quine	1st Rnd	5	at Florida	2-1	16:00 (2OT)
4/24/16	John Tavares	1st Rnd	6*	vs. Florida	2-1	10:41 (2OT)
4/10/19	Josh Bailey	1st Rnd	1	vs. Pittsburgh	4-3	4:39
8/16/20	Mathew Barzal	1st Rnd	3	vs. Washington	2-1	4:28
9/15/20	Jordan Eberle	ECF	5	at Tampa Bay	2-1	12:30 (2OT)
5/16/21	Kyle Palmieri	1st Rnd	1	at Pittsburgh	4-3	16:30
5/24/21	Josh Bailey	1st Rnd	5	at Pittsburgh	3-2	0:51 (2OT)
5/31/21	Casey Cizikas	2nd Rnd	2	at Boston	4-3	14:48
6/23/21	Anthony Beauvillier	SF	6	vs. Tampa Bay	3-2	1:08

DATE	PLAYER	ROUND	GAME	OPPONENT	SCORE	TIME
5/5/13	Chris Kunitz	ECQF	3	vs. Pittsburgh	5-4	8:44
5/11/13	Brooks Orpik	ECQF	6*	vs. Pittsburgh	4-3	7:49
4/21/15	Niklas Backstrom	1st Rnd	4	vs. Washington	1-2	11:09
5/3/16	Brian Boyle	2nd Rnd	3	vs. Tampa Bay	4-5	2:48
5/6/16	Jason Garrison	2nd Rnd	4	vs. Tampa Bay	1-2	1:34
4/26/19	Jordan Staal	2nd Rnd	1	vs. Carolina	0-1	4:04
8/26/20	Phillipe Myers	2nd Rnd	2	at Philadelphia	3-4	2:41
9/1/20	Scott Laughton	2nd Rnd	5	at Philadelphia	3-4	12:20
9/3/20	Ivan Provorov	2nd Rnd	6	vs. Philadelphia	4-5	15:03 (2OT)
9/17/20	Anthony Cirelli	ECF	6*	vs. Tampa Bay	1-2	13:18
6/3/21	Brad Marchand	2nd Rnd	3	vs. Boston	2-1	3:36
4/19/23	Jesper Fast	1st Rnd	2	at Carolina	4-3	5:03
4/28/23	Paul Stastny	1st Rnd	6*	vs. Carolina	2-1	6:00

*Decided Series

ECQF . . . Eastern Conference Quarter Finals
 ECQR . . . Eastern Conference Qualifying Round
 ECF . . . Eastern Conference Final
 F . . . Final Round
 PDF . . . Patrick Division Finals

PDSF . . . Patrick Division Semi-Finals
 PRE . . . Preliminary Round
 QF . . . Quarter Finals
 SF . . . Semi-Final Round
 WCF . . . Wales Conference Finals



SHUTOUTS

FOR: 12

DATE	GOALTENDER	OPPONENT	SCORE
4/26/75	Glenn Resch	at Pittsburgh	1-0
4/18/79	Bill Smith	Chicago	1-0
4/20/79	Glenn Resch	at Chicago	4-0
4/12/80	Bill Smith	at Los Angeles	6-0
5/13/82	Bill Smith	at Vancouver	3-0
4/15/83	Bill Smith	NY Rangers	5-0
5/10/83	Bill Smith	at Edmonton	2-0
4/9/03	Garth Snow	at Ottawa	3-0
4/10/04	Rick DiPietro	at Tampa Bay	3-0
8/20/20	Semyon Varlamov	at Washington	4-0
8/24/20	Semyon Varlamov	at Philadelphia	4-0
9/5/20	Thomas Greiss	at Philadelphia	4-0

AGAINST: 27

DATE	GOALTENDER	OPPONENT	SCORE
4/29/75	Wayne Stephenson	at Philadelphia	4-0
5/4/75	Bernie Parent	Philadelphia	1-0
4/26/77	Ken Dryden	at Montreal	3-0
4/30/77	Ken Dryden	Montreal	4-0
4/21/78	Mike Palmateer	at Toronto	2-0
5/8/80	Bob Sauve	at Buffalo	2-0
4/5/84	Glen Hanlon	NY Rangers	3-0
4/24/84	Steve Penney	at Montreal	3-0
5/10/84	Grant Fuhr	Edmonton	1-0
4/18/85	Pelle Lindbergh	at Philadelphia	3-0
4/28/85	Pelle Lindbergh	at Philadelphia	1-0
4/11/87	Bob Mason	Washington	2-0
4/9/88	Sean Burke	at New Jersey	3-0
5/4/93	Tom Barrasso	at Pittsburgh	3-0
4/17/94	Mike Richter	at NY Rangers	6-0
4/18/94	Mike Richter	at NY Rangers	6-0
4/20/02	Curtis Joseph	at Toronto	2-0
4/12/03	Patrick Lalime	at Ottawa	3-0
4/8/04	Nikolai Khabibulin	at Tampa Bay	3-0
4/12/04	Nikolai Khabibulin	Tampa Bay	3-0
4/14/04	Nikolai Khabibulin	Tampa Bay	3-0
5/1/13	Marc-Andre Fleury	Pittsburgh	5-0
5/9/13	Tomas Vokoun	Pittsburgh	4-0
5/8/16	Ben Bishop	at Tampa Bay	4-0
4/26/19	Petr Mrazek	vs. Carolina	1-0
6/21/21	Andrei Vasilevskiy	at Tampa Bay	8-0
6/25/21	Andrei Vasilevskiy	at Tampa Bay	1-0

HAT TRICKS

FOR: 12

DATE	PLAYER	OPPONENT	GOALTENDER	SCORE
4/23/77	Bill Harris	at Montreal	Ken Dryden	3-4
4/16/79	Mike Bossy	Chicago	Tony Esposito	6-2
4/8/80	Bryan Trottier	Los Angeles	Doug Keans	8-1
4/9/81	Bryan Trottier	Toronto	Michel Larocque	5-1
4/17/81	Denis Potvin	Edmonton	Andy Moog	6-3
5/17/81	Butch Goring	at Minnesota	Gilles Meloche	7-5
5/8/82	Mike Bossy	Vancouver	Richard Brodeur	6-5
4/10/83	Mike Bossy	at Washington	Al Jensen (2)	6-3
			Pat Riggan (1)	
4/15/83	Duane Sutter	NY Rangers	Glen Hanlon	5-0
5/3/83	Mike Bossy	Boston	Pete Peeters	8-3
5/7/83	Mike Bossy(4)	Boston	Pete Peeters	8-4
5/12/84	Clark Gillies	Edmonton	Grant Fuhr	6-1
4/26/93	Ray Ferraro(4)	at Washington	Don Beaupre	4-6

PENALTY SHOTS

FOR: 3

DATE	PLAYER	OPPONENT	GOALTENDER	RESULT
4/9/83	Denis Potvin	at Washington	Pat Riggan	Failed
4/5/90	Randy Wood	at NY Rangers	Mike Richter	Failed
4/24/02	Shawn Bates	Toronto	Curtis Joseph	Scored

AGAINST: 5

DATE	PLAYER	OPPONENT	GOALTENDER	RESULT
5/7/75	Bill Barber	Philadelphia	Glenn Resch	Failed
4/20/79	Mike Walton	at Chicago	Glenn Resch	Failed
5/1/84	Mats Naslund	Montreal	Bill Smith	Failed
4/14/85	Bob Carpenter	Washington	Bill Smith	Failed
4/22/16	Aleksander Barkov	Florida	Thomas Greiss	Failed





TEAM PLAYOFF RECORDS

YEAR

Most Victories:	15	(4 times) 1980, 81, 82, 83
Most Goals:	97	1981
Most Goals Against:	66	1980
Most Assists:	155	1981
Most Points:	252	1981
Most Power Play Goals:	31	1981
Most Shorthanded Goals:	9	1981
Most Penalty Minutes:	550	1980
Most Shutouts:	3	2020
Most Times Shutout:	3	(2 times) 1984, 2004
Longest Winning Streak:	9	1982
Longest Losing Streak:	4	(4 times) 1994, 2003, 2016, 2019

SERIES

Most Goals For:		
2-Game Series:	8	vs. Vancouver 1976 Prelims.
3-Game Series:	20	vs. Toronto 1981 Prelims.
4-Game Series:	22	vs. NY Rangers 1981 Semis
5-Game Series:	26	vs. Minnesota 1981 Finals
6-Game Series:	30	vs. Boston 1983 WCF
7-Game Series:	24	(twice) vs. Philadelphia, 2020 Second Round vs. Pittsburgh 1993 PDF
Most Goals Against:		
2-Game Series:	4	vs. Vancouver 1976 PRE
3-Game Series:	13	vs. NY Rangers 1975 PRE
4-Game Series:	22	vs. NY Rangers 1994 ECQF
5-Game Series:	22	vs. NY Rangers 1990 PDSF
6-Game Series:	25	(twice) vs. Philadelphia 1980 Finals vs. Pittsburgh 2013 ECQF
7-Game Series:	27	vs. Pittsburgh 1993 PDF
Most Goals, Both Clubs:		
2-Game Series:	12	vs. Vancouver (4) 1976 PRE
3-Game Series:	24	vs. Toronto (4) 1981 PRE
4-Game Series:	31	vs. Los Angeles (10) 1980 PRE
5-Game Series:	42	vs. Minnesota (16) 1981 Finals
6-Game Series:	51	(Twice) vs. Boston (21) 1983 WCF vs. Philadelphia (25) 1980 Finals
7-Game Series:	51	vs. Pittsburgh (27) 1993 PDF
Fewest Goals For:		
2-Game Series:	7	vs. Chicago 1977 PRE
3-Game Series:	4	vs. Washington 1986 PDSF
4-Game Series:	3	vs. NY Rangers 1994 ECQF
5-Game Series:	5	vs. Tampa Bay 2004 ECQF
6-Game Series:	12	vs. Tampa Bay, 2020 Eastern Conference Final
7-Game Series:	11	vs. Tampa Bay 2021 Stanley Cup Semifinal

Fewest Goals Against:		
2-Game Series:	3	vs. Chicago 1977 PRE
3-Game Series:	4	vs. Toronto 1981 PRE
4-Game Series:	3	vs. Chicago 1979 Quarters
5-Game Series:	8	vs. Washington, 2020 First Round
6-Game Series:	12	vs. Montreal 1984 WCF
7-Game Series:	16	(twice) vs. Toronto 1978 QF vs. Washington 2015 First Round
Most Power Play Goals:	15	vs. Philadelphia 1980 Finals
Most Power Play Goals Against:	10	(twice) vs. NY Rangers 1990 PDSF vs. New Jersey 1988 PDSF
Most Power Play Goals, Both Clubs:	**21	(twice) vs. Edmonton (8) 1981 QF vs. Philadelphia (6) 1980 Finals
Fewest Power Play Goals:	0	vs. Washington (7) 2015 First Round vs. Philadelphia (7) 2020 SF
Most Shorthanded Goals:	4	vs. Pittsburgh 1993 PDF
Most Shorthanded Goals Against:	3	vs. New Jersey 1988 SF
Most Penalty Minutes:	252	vs. New Jersey 1988 SF
Most Penalty Minutes, Opposition:	237	vs. New Jersey 1988 SF
Most Shutouts:	2	vs. Chicago 1979 QF vs. Philadelphia 2020 SF
Most Times Shutout:	3	vs. Tampa Bay 2004 Quarters
Most Overtime Games:	3	vs. Philadelphia 2020 SF vs. Florida 2016 First Round vs. Washington 1993 PDSF vs. Boston 1980 QF vs. Toronto 1978 QF
Most Overtime Victories:	3	vs. Washington 1993 PDSF vs. Florida 2016 First Round
Most Consecutive Series Won:	*19	1980 Prelims thru 1984 WCF
GAME:		
Most Goals:	9	vs. Toronto, 4/8/81
Most Goals Against:	8	at Tampa Bay, 6/21/21; at Tampa Bay, 9/7/20; at Philadelphia, 5/15/80; vs. NY Rangers, 4/10/75
Most Goals, Both Clubs:	13	at NY Rangers (7), 4/17/83
Most Power Play Goals:	**5	vs. Philadelphia, 5/17/80
Most Power Play Goals Against:	4	at New Jersey, 4/14/88; vs. Washington, 4/13/84

Most Power Play Goals, Both Clubs:	6	vs. Edmonton (2), 4/17/81
Most Shorthanded Goals:	**3	at NY Rangers, 4/17/83
Most Shorthanded Goals, Both Clubs:	**4	at NY Rangers, 4/17/83
Most Penalty Minutes:	128	at Boston, 4/17/80
Most Penalty Minutes, Opposition:	126	at Boston, 4/17/80
Most Penalty Minutes, Both Clubs:	254	at Boston (126), 4/17/80
Most Shots: (Excluding overtime)	47	vs. NY Rangers, 4/15/83; vs. Pittsburgh, 4/17/75
Most Shots Against: (Excluding overtime)	48	at Buffalo, 4/15/77
PERIOD		
Most Goals:	5	(3 times) vs. Boston, 5/3/83; at Toronto, 4/11/81; vs. Los Angeles, 4/8/80
Most Goals Against:	4	(10 times) Most Recent: at NY Rangers, 4/18/94; at NY Rangers, 4/17/94
Most Goals, Both Clubs:	8	vs. Pittsburgh (4), 5/8/93
Most Power Play Goals:	3	vs. Edmonton, 4/17/81; at Philadelphia, 5/17/80
Most Power Play Goals Against:	2	(20 times) Most Recent: vs. Pittsburgh, 5/5/13
Most Power Play Goals, Both Clubs:	4	vs. Edmonton (1), 4/17/81
Most Shorthanded Goals:	**2	(Four times) at New Jersey, 4/14/88; at NY Rangers, 4/17/83; vs. Minnesota, 5/12/81; vs. Los Angeles, 4/8/80
Most Shorthanded Goals Against:	**2	at Philadelphia, 5/2/87; vs. Los Angeles, 4/9/80
Most Penalty Minutes:	124	at Boston, 4/17/80
Most Penalty Minutes, Opposition:	124	at Boston, 4/17/80
Most Penalty Minutes, Both Clubs:	*248	at Boston, 4/17/80
Most Shots:	27	vs. Philadelphia, 4/23/85
Most Shots Against:	22	at Buffalo, 4/15/77
Fewest Shots:	1	at Philadelphia, 8/26/20
Fewest Shots Against:	2	vs. Boston, 5/3/83
Fastest Goal, Start of Period:	0:09	(3rd Period) at Buffalo, 4/15/77 by Clark Gillies
Fastest Two Goals:	0:11	vs. Boston, 6/9/21 by Cal Clutterbuck and Ryan Pulock
Fastest Two Goals, One Player, Start of Period:	*0:35	at Edmonton, 5/18/84 by Pat Lafontaine
Fastest Three Goals:	1:34	vs. Carolina 4/21/23 by Matt Martin, Scott Mayfield, Anders Lee
Fastest Four Goals:	2:18	vs. Carolina 4/21/23 by Kyle Palmieri, Matt Martin, Scott Mayfield and Anders Lee*

* NHL Record
** Ties NHL Record



INDIVIDUAL PLAYOFF RECORDS

CAREER:

Most Games Played:	185
Denis Potvin, 1975-88	
Most Points:	168
Bryan Trottier, 1976-90	
Most Goals:	85
Mike Bossy, 1977-87	
Most Assists:	109
Denis Potvin, 1975-88	
Most Penalty Minutes:	321
Duane Sutter, 1980-87	
Most Game-Winning Goals:	17
Mike Bossy, 1977-87	
Most Overtime Goals:	4
Bob Nystrom, 1975-85	
Most Power Play Goals:	35
Mike Bossy, 1977-87	
Most Shorthanded Goals:	5
Anders Kallur, 1980-85; Lorne Henning, 1975-81; Bob Bourne, 1975-86	
Most Hat Tricks:	5
Mike Bossy, 1977-87	
Most Games Played, Goalie:	132
Bill Smith, 1975-87	
Most Minutes Played, Goalie:	7,645
Bill Smith, 1975-87	
Most Shutouts:	5
Bill Smith, 1975-87	
Most Consecutive Starts:	33
Bill Smith, 1983 thru 1985	

YEAR

Most Goals:	17
Mike Bossy, 1981,82,83	
Most Goals, Playoffs & Regular Season:	85
Mike Bossy, 1981	
Most Goals, Rookie:	9
Patrick Flatley, 1984	
Most Assists:	23
Bryan Trottier, 1982	
Most Points:	35
Mike Bossy, 1981, (17-18-35)	
Most Points, Rookie:	15
Patrick Flatley, 1984, (9-6-15)	
Most Points, Defenseman:	25
Denis Potvin, 1981, (8-17-25)	
Most Penalty Minutes:	85
Gord Lane, 1980	
Most Power Play Goals:	**9
Mike Bossy, 1981	
Most Shorthanded Goals:	**3
Lorne Henning, 1980	
Most Game-Winning Goals:	5
Mike Bossy, 1983	
Most Game-Winning Goal, Defenseman:	3
Ryan Pulock, 2021	
Most Overtime Goals:	2
Ray Ferraro, 1993, Bob Nystrom, 1980	

Most Three-or-More Goal Games:	3
Mike Bossy, 1983	
Most Goals, Defenseman:	8
Denis Potvin, 1981 & 1983	
Longest Consecutive Scoring Streak, More Than One Year:	*27
Bryan Trottier, (16-26-42), 1980 (7gp), 1981 (18gp), 1982 (2gp)	
Longest Consec. Scoring Streak, One Playoff Year:	*18
Bryan Trottier, (11-18-29), 1981	
Most Minutes Played, Goal:	1232
Semyon Varlamov, 2020	
Most Games Played, Goal:	21
Bill Smith, 1983	
Most Wins by a Goaltender:	15
Bill Smith (18 GP) 1982, Bill Smith (20 GP) 1980	
Most Consecutive Starts, Goal:	21
Bill Smith, 1984	

SERIES

Most Points:	13
Mike Bossy vs. Boston, 1983	
Most Goals:	9
Mike Bossy vs. Boston, 1983	
Most Goals, Final Series:	7
Mike Bossy vs. Vancouver, 1982	
Most Three-or-More Goal Games:	2
Mike Bossy vs. Boston, 1983	
Most Game-Winning Goals:	*4
Mike Bossy vs. Boston, 1983	
Most Power Play Goals:	5
Denis Potvin vs. Edmonton, 1981	
Most Shorthanded Goals:	2
Bryan Trottier vs. Los Angeles, 1980 Butch Goring vs. NY Rangers, 1981 Tom Fitzgerald vs. Pittsburgh, 1993	
Most Assists:	10
Bob Bourne vs. Rangers, 1983	
Most Penalty Minutes:62
Garry Howatt vs. Toronto, 1978	
Most Shutouts:	1
Bill Smith (5 x), 1979,1980, 1982,1983 (X2) Glenn Resch (2 x), 1975, 1979; Garth Snow, 2003; Rick DiPietro, 2004 Thomas Greiss, 2020; Semyon Varlamov, 2020	
Lowest Goals Against Average:049
Bill Smith vs. Chicago, 1979	
Most OT Wins:	3
Thomas Greiss (2016), Glenn Healy (1993)	
Most Points, Opponent:	11
Evgeni Malkin (Pittsburgh), 2013	
Most Goals, Opponent:	7
Dale Hunter (Washington), 1993; John MacLean (New Jersey), 1988	
Most Assists, Opponent:	9
Nikita Kucherov (Tampa Bay), 2021; Evgeni Malkin (Pittsburgh), 2013	
Most Penalty Minutes, Opponent:57
Dave Schultz (Philadelphia), 1975	

GAME

Most Points:	5
Denis Potvin vs. Edmonton, 4/17/81; Bryan Trottier vs. Toronto, 4/8/81	
Most Goals:	4
Ray Ferraro at Washington, 4/26/93; Mike Bossy vs. Boston, 5/7/83	
Most Assists:	4
Duane Sutter at Edmonton, 5/12/83	
Most Power Play Goals:	**3
Denis Potvin vs. Edmonton, 4/17/81	
Most Shorthanded Goals:	**2
Bryan Trottier vs. Los Angeles, 4/8/80; Tom Fitzgerald vs. Pittsburgh, 5/8/93	
Most Goals, Defenseman:	3
Denis Potvin vs. Edmonton, 4/17/81	
Most Goals, Rookie:	2
4 Times, Most Recent: Shane Prince vs. Tampa Bay, 4/27/16	
Most Penalty Minutes:32
Garry Howatt at Boston, 4/17/80	
Fastest Two Goals:0:22
Pat LaFontaine at Edmonton, 5/19/84	
Most Points, Opponent:	5
Brayden Point (Tampa Bay), 9/7/2020; Nikita Kucherov (Tampa Bay), 9/7/2020	
Most Assists, Opponent:	4
John MacLean (New Jersey), 4/14/88; Brad Maxwell (Minnesota), 5/19/81; Nikita Kucherov (Tampa Bay), 9/7/2020	
Most Penalty Minutes, Opponent:31
Terry O'Reilly (Boston), 1980	
Most Saves (without overtime):45
Bill Smith at Buffalo, 4/15/77, 4-3 win	
Most Saves (with overtime):73
Kelly Hrudey at Washington, 4/18/87; 3-2 win (4 OT), 4/19/87	

PERIOD

Most Points:	3
(19 times) Most Recent: Ray Ferraro at Washington, 4/26/93; Pat LaFontaine & Mikko Makela vs. Washington, 4/16/87	
Most Goals:	3
Ray Ferraro at Washington, 4/26/93; Mike Bossy vs. Boston, 5/7/83	
Most Goals, Rookie:	2
4 Times, Most Recent: Shane Prince vs. Tampa Bay, 4/27/16	
Most Assists:	3
Bob Bourne vs. NY Rangers, 4/14/83; J.P. Parise vs. Pittsburgh, 4/17/75	
Most Power Play Goals:	2
Mike Bossy at Vancouver, 5/16/82; Denis Potvin vs. Edmonton, 4/17/81	
Most Shorthanded Goals:	**2
Bryan Trottier vs. Los Angeles, 4/8/80	

* NHL Record

** Ties NHL Record



ALL-TIME PLAYOFF SCORING

PLAYER	GP	G	A	PTS	PIM	PPG	SHG	GWG	OTG
Bryan Trottier	175	64	104	168	220	18	4	10	1
Denis Potvin	185	56	109	165	253	28	2	7	2
Mike Bossy	129	85	75	160	38	35	0	17	3
Clark Gillies	159	47	46	93	262	12	0	12	1
Bob Bourne	129	38	54	92	108	11	5	5	1
Bob Nystrom	157	39	44	83	236	2	0	7	4
John Tonelli	113	28	55	83	113	1	0	5	1
Butch Goring	99	28	40	68	26	7	2	5	0
Brent Sutter	88	25	34	59	120	7	2	7	2
Stefan Persson	102	7	50	57	69	6	0	0	0
Duane Sutter	120	22	30	52	321	2	0	3	0
Josh Bailey	71	16	34	50	6	3	1	3	2
Brock Nelson	73	25	21	46	30	3	0	7	0
Wayne Merrick	95	18	28	46	28	0	0	3	1
Jude Drouin	47	17	27	44	17	3	0	2	1
Mathew Barzal	55	15	25	40	39	4	0	3	1
Pat LaFontaine	50	14	22	36	30	3	0	3	2
Anders Kallur	78	12	23	35	32	1	5	1	1
Tomas Jonsson	76	9	26	35	91	5	0	0	0
Billy Harris	59	17	17	34	44	6	0	3	1
J.P. Parise	41	16	18	34	38	6	0	1	1
Jordan Eberle	49	13	21	34	16	4	0	3	1
Patrick Flatley	59	18	15	33	61	3	0	2	0
Ken Morrow	127	11	22	33	97	0	0	3	3
Anthony Beauvillier	49	15	14	29	14	4	0	4	1
Ed Westfall	45	9	20	29	12	3	2	3	0
Garry Howatt	87	12	14	26	289	0	0	3	0
Mike McEwen	44	9	17	26	28	6	0	0	0
Jean-Gabriel Pageau	47	11	14	25	27	1	0	0	0
Ryan Pulock	61	8	16	24	20	3	0	3	0
Nick Leddy	67	5	18	23	2	1	0	0	0
John Tavares	24	11	11	22	12	2	0	4	2
Ray Ferraro	22	14	7	21	24	4	1	2	2
Greg Gilbert	51	9	10	19	76	2	0	1	0
Cal Clutterbuck	71	11	7	18	86	0	0	0	0
Steve Thomas	22	10	8	18	45	2	0	1	0
Casey Cizikas	75	6	12	18	60	0	0	1	1
Billy Carroll	62	6	12	18	14	0	4	1	0
Dave Langevin	82	2	16	18	97	0	0	1	0
Anders Lee	41	9	8	17	42	3	0	0	0
Gord Lane	75	3	14	17	214	0	0	1	0
Derek King	31	3	14	17	20	0	0	1	0
Scott Mayfield	57	4	12	16	47	0	0	1	0
Kyle Okposo	24	7	8	15	11	1	1	1	0
Devon Toews	30	3	12	15	6	1	0	0	0
Kyle Palmieri	25	9	5	14	14	2	0	2	1
Lorne Henning	81	7	7	14	8	1	5	1	0
Pierre Turgeon	15	6	8	14	0	1	0	0	0
Adam Pelech	54	3	11	14	29	0	0	0	0
Benoit Hogue	22	6	7	13	35	0	2	1	0
Andre St. Laurent	40	4	9	13	27	1	0	1	0
Bob Lorimer	49	3	10	13	83	0	0	1	0
Bert Marshall	43	3	10	13	43	0	0	1	0
Alexei Yashin	22	5	7	12	4	1	0	0	0
Gerry Hart	58	3	9	12	115	0	0	1	0
Matt Martin	79	8	3	11	125	0	0	1	0
Jean Potvin	39	2	9	11	17	0	0	0	0
Mikko Makela	17	3	8	11	14	2	0	1	0
David Volek	15	5	5	10	2	0	0	1	1
Frans Nielsen	24	4	6	10	2	2	0	0	0
Adrian Aucoin	17	3	7	10	14	2	0	0	0
Dave Lewis	59	1	9	10	91	0	0	0	0
Paul Boutilier	36	1	9	10	30	0	0	1	0
Roman Hamrlik	17	1	9	10	10	0	0	0	0
Bill MacMillan	42	6	3	9	38	0	0	4	0



ALL-TIME PLAYOFF SCORING

PLAYER	GP	G	A	PTS	PIM	PPG	SHG	GWG	OTG
Vladimir Malakhov	21	3	6	9	18	1	0	0	0
Hector Marini	10	3	6	9	14	0	0	0	0
Noah Dobson	26	0	9	9	2	0	0	0	0
Brad Lauer	15	5	3	8	18	0	0	0	0
Ralph Stewart	19	4	4	8	2	2	0	0	0
Tom Fitzgerald	22	3	5	8	22	0	2	0	0
Ryan Strome	15	3	5	8	4	0	0	2	0
Leo Komarov	44	2	6	8	26	0	0	1	0
Derick Brassard	18	2	6	8	6	0	0	0	0
Mike Kaszycki	17	2	6	8	8	0	0	0	0
Jeff Norton	17	2	6	8	34	1	0	0	0
Mark Parrish	17	4	3	7	10	3	0	0	0
Alan Kerr	29	3	4	7	53	1	0	0	0
Randy Wood	23	3	4	7	24	0	0	1	0
Jason Blake	21	3	4	7	19	0	0	0	0
Brian Mullen	18	3	4	7	2	0	0	1	1
Shawn Bates	17	3	4	7	15	2	0	1	0
Uwe Krupp	22	1	6	7	16	0	0	0	0
Dennis Vaske	22	0	7	7	16	0	0	0	0
Kip Miller	7	4	2	6	2	2	0	1	0
Brad Dalgarno	27	2	4	6	37	0	0	0	0
Steve Konroyd	23	2	4	6	20	0	1	0	0
Nikolay Kulemin	18	2	4	6	4	1	0	1	0
Gord Dineen	29	1	5	6	60	0	0	0	0
Thomas Hickey	24	1	5	6	12	0	0	1	1
Ken Leiter	15	0	6	6	8	0	0	0	0
Trent Hunter	14	4	1	5	6	0	0	0	0
Andy Greene	40	2	3	5	20	0	0	1	0
Mariusz Czerkawski	12	2	3	5	4	1	0	0	0
Mark Streit	6	2	3	5	4	1	0	0	0
Bob Bassen	23	1	4	5	44	0	0	0	0
Rich Kromm	22	1	4	5	9	0	0	0	0
Alan Quine	10	1	4	5	2	1	0	1	1
Michael Grabner	8	1	4	5	2	0	0	0	0
Darius Kasparaitis	22	0	5	5	39	0	0	0	0
Travis Green	16	3	1	4	8	0	0	1	0
Shane Prince	11	3	1	4	0	0	0	0	0
Dave Scatchard	17	2	2	4	34	0	0	1	0
Alex McKendry	6	2	2	4	0	0	0	0	0
Travis Hamonic	17	1	3	4	31	0	0	0	0
Kenny Jonsson	15	1	3	4	6	1	0	0	0
Janne Niinimaa	10	1	3	4	14	1	0	1	0
Randy Robitaille	10	1	3	4	2	1	0	0	0
Ryan Smyth	5	1	3	4	4	0	0	0	0
Glenn Healy	22	0	4	4	0	0	0	0	0
Tom Kuhnhackl	11	0	4	4	2	0	0	0	0
Lubomir Visnovsky	10	0	4	4	2	0	0	0	0
Valtteri Filppula	8	0	4	4	0	2	0	0	0
Darren Van Impe	7	0	4	4	8	0	0	0	0
Colin McDonald	8	2	1	3	4	0	0	0	0
Matt Moulson	6	2	1	3	10	1	0	0	0
Oleg Kvasha	17	1	2	3	8	1	0	0	0
Miroslav Satan	5	1	2	3	0	0	0	0	0
Oliver Wahlstrom	5	1	2	3	8	1	0	0	0
Johnny Boychuk	25	0	3	3	6	0	0	0	0
Pat Price	22	0	3	3	29	0	0	0	0
Claude Loiselle	18	0	3	3	10	0	0	0	0
Calvin de Haan	16	0	3	3	4	0	0	0	0
Roger Kortko	10	0	3	3	17	0	0	0	0
Pierre Engvall	6	1	1	2	0	0	0	0	0
Bo Horvat	6	1	1	2	0	0	1	0	0
Keith Aucoin	6	0	3	3	10	0	0	0	0
Brad Boyes	6	0	3	3	2	0	0	0	0
Tom Poti	5	0	3	3	6	0	0	0	0
Gerald Diduck	25	1	1	2	89	1	0	0	0



ALL-TIME PLAYOFF SCORING continued

PLAYER	GP	G	A	PTS	PIM	PPG	SHG	GWG	OTG
Arron Asham	15	1	1	2	20	0	0	0	0
Travis Zajac	14	1	1	2	6	0	0	0	0
Marc-Andre Bergeron	5	1	1	2	6	1	0	1	0
Chris Campoli	5	1	1	2	2	0	0	0	0
Bruno Gervais	5	1	1	2	2	0	0	0	0
Mike Sillinger	5	1	1	2	2	1	0	0	0
Brad Isbister	3	1	1	2	17	1	0	1	0
Wayne McBean	2	1	1	2	0	0	0	0	0
Bill Smith	132	0	2	2	89	0	0	0	0
Dave Fortier	20	0	2	2	33	0	0	0	0
Tom Kurvers	15	0	2	2	8	0	0	0	0
Jeff Finley	6	0	2	2	4	0	0	0	0
Viktor Kozlov	5	0	2	2	2	0	0	0	0
Gary Nylund	5	0	2	2	17	0	0	0	0
Derek Laxdal	1	0	2	2	2	0	0	0	0
Michael Peca	15	1	0	1	12	0	0	0	0
Mats Hallin	14	1	0	1	13	0	0	1	0
Dale Henry	14	1	0	1	19	0	1	0	0
Brian Strait	13	1	0	1	16	0	0	0	0
Marek Zidlicky	5	0	1	1	4	0	0	0	0
Hubie McDonough	5	1	0	1	4	0	0	0	0
Rob DiMaio	1	1	0	1	4	0	0	0	0
Dan Plante	1	1	0	1	2	0	0	0	0
Radek Martinek	11	0	1	1	4	0	0	0	0
Randy Boyd	7	0	1	1	8	0	0	0	0
Marty McInnis	7	0	1	1	0	0	0	0	0
Doug Crossman	5	0	1	1	6	0	0	0	0
Richard Park	5	0	1	1	2	0	0	0	0
Brendan Witt	5	0	1	1	6	0	0	0	0
Matt Carkner	4	0	1	1	2	0	0	0	0
Steve Junker	3	0	1	1	0	0	0	0	0
Sebastian Aho	6	0	1	1	2	0	0	0	0
David Ullstrom	3	0	1	1	0	0	0	0	0
Eric Godard	2	0	1	1	4	0	0	0	0
Rod Dallman	1	0	1	1	0	0	0	0	0
Dave Salvian	1	0	1	1	2	0	0	0	0
Glenn Resch	38	0	0	0	4	0	0	0	0
Mick Vukota	22	0	0	0	73	0	0	0	0
Kelly Hrudey	27	0	0	0	6	0	0	0	0
Roland Melanson	17	0	0	0	2	0	0	0	0
Rich Pilon	15	0	0	0	50	0	0	0	0
Steve Webb	14	0	0	0	28	0	0	0	0
Eric Cairns	13	0	0	0	28	0	0	0	0
Brian Curran	8	0	0	0	51	0	0	0	0
Mark Fitzpatrick	7	0	0	0	21	0	0	0	0
Claude Lapointe	7	0	0	0	14	0	0	0	0
Chris Osgood	7	0	0	0	4	0	0	0	0
Ari Haanpaa	6	0	0	0	10	0	0	0	0
Steve Bernier	6	0	0	0	0	0	0	0	0
Ross Johnston	5	0	0	0	12	0	0	0	0
Don Maloney	5	0	0	0	2	0	0	0	0
Dick Tarnstrom	5	0	0	0	2	0	0	0	0
Mattias Weinhandl	5	0	0	0	2	0	0	0	0
Jason Wiemer	5	0	0	0	23	0	0	0	0
Keith Acton	4	0	0	0	8	0	0	0	0
Ken Baumgartner	4	0	0	0	27	0	0	0	0
Sven Butenschon	4	0	0	0	0	0	0	0	0
Samuel Bolduc	2	0	0	0	4	0	0	0	0
Alexander Romanov	6	0	0	0	2	0	0	0	0
Hudson Fasching	6	0	0	0	2	0	0	0	0
Michael Dal Colle	4	0	0	0	0	0	0	0	0
Andrew MacDonald	4	0	0	0	4	0	0	0	0
Mikhail Grabovski	3	0	0	0	0	0	0	0	0
Jari Gronstrand	3	0	0	0	4	0	0	0	0
Ron Hextall	3	0	0	0	4	0	0	0	0
Tyler Kennedy	3	0	0	0	2	0	0	0	0
David Chyzowski	2	0	0	0	0	0	0	0	0
Dean Chynoweth	2	0	0	0	2	0	0	0	0



ALL-TIME PLAYOFF SCORING continued

PLAYER	GP	G	A	PTS	PIM	PPG	SHG	GWG	OTG
Matt Donovan	2	0	0	0	10	0	0	0	0
Justin Mapletoft	2	0	0	0	0	0	0	0	0
Yan Kaminsky	2	0	0	0	4	0	0	0	0
Ray Schultz	2	0	0	0	2	0	0	0	0
Marc Bergevin	1	0	0	0	2	0	0	0	0
Jim Cummins	1	0	0	0	9	0	0	0	0
Jesse Joensuu	1	0	0	0	0	0	0	0	0
Andrew Ladd	1	0	0	0	0	0	0	0	0
Zach Parise	6	0	0	0	2	0	0	0	0
Justin Papineau	1	0	0	0	0	0	0	0	0

GOALTENDING

	GP	MINS	GA	EN	SO	GAA	RECORD
Bill Smith	132	7645	348	3	5	2.73	88-36
Glenn Resch	38	2000	83	2	2	2.49	17-17
Semyon Varlamov	34	2030	78	0	2	2.31	18-14
Kelly Hrudey	27	1624	75	3	0	2.77	10-16
Glenn Healy	22	1274	68	1	0	3.20	10-10
Thomas Greiss	16	947	38	0	1	2.41	7-8
Ilya Sorokin	13	757	34	0	0	2.70	6-5
Roland Melanson	17	481	26	1	0	3.24	3-4
Rick DiPietro	10	554	24	0	1	2.60	2-7
Robin Lehner	8	449	15	2	0	2.00	4-4
Mark Fitzpatrick	7	229	17	1	0	4.45	0-3
Jaroslav Halak	7	418	16	0	0	2.30	3-4
Chris Osgood	7	392	17	3	0	2.60	3-4
Evgeni Nabokov	6	324	24	0	0	4.44	2-4
Garth Snow	6	331	14	1	1	2.54	1-4
Ron Hextall	3	158	16	0	0	6.08	0-3
Jamie McLennan	2	82	6	0	0	4.39	0-1
Kevin Poulin	2	52	1	0	0	1.15	0-0
Wade Dubielewicz	1	59	4	0	0	4.07	0-1
Michal Neuvirth	1	11	0	0	0	0.00	0-0
Jean-Francois Berube	1	5	0	0	0	0.00	0-0

NEW YORK ISLANDERS GOALTENDERS VS. NHL

	MINS	GA	EN	SO	GAA	RECORD
vs. BOSTON:						
Bill Smith	660	35	0	0	3.18	8-3
Semyon Varlamov	318	12	0	0	2.26	4-1
Ilya Sorokin	58	4	0	0	4.12	0-1
Roland Melanson	20	0	0	0	0.00	0-0
vs. BUFFALO:						
Bill Smith	875	37	0	0	2.54	12-2
Rick DiPietro	236	13	0	1	3.31	1-3
Glenn Resch	120	7	1	0	3.50	0-2
Wade Dubielewicz	59	4	0	0	4.07	0-1
vs. CAROLINA:						
Robin Lehner	204	9	2	0	2.64	0-4
Thomas Greiss	36	2	0	0	3.29	0-0
Ilya Sorokin	370	16	0	0	2.60	2-4
vs. CHICAGO:						
Bill Smith	243	4	0	1	0.99	4-0
Glenn Resch	120	2	0	1	1.00	2-0
vs. EDMONTON:						
Bill Smith	775	38	0	1	2.94	8-5
Roland Melanson	120	8	1	0	4.00	1-1
vs. FLORIDA:						
Thomas Greiss	435	13	0	0	1.79	4-2
Semyon Varlamov	237	7	0	0	1.77	3-1
vs. LOS ANGELES:						
Bill Smith	227	6	0	1	1.59	3-0
Glenn Resch	20	4	0	0	12.00	0-1
vs. MINNESOTA:						
Bill Smith	299	16	0	0	3.21	4-1
vs. MONTREAL:						
Bill Smith	682	34	0	0	2.99	5-7
Glenn Resch	321	15	0	0	2.80	2-3
Glenn Healy	319	15	0	0	2.82	1-4
Mark Fitzpatrick	20	1	0	0	3.00	0-0
Roland Melanson	1	0	0	0	0.00	0-0
vs. NEW JERSEY:						
Kelly Hrudey	381	23	0	0	3.62	2-4
vs. NY RANGERS:						
Bill Smith	1423	64	0	1	2.70	18-5
Glenn Resch	270	17	0	0	3.78	1-4
Glenn Healy	165	9	0	0	3.27	1-2
Ron Hextall	158	16	0	0	6.08	0-3
Mark Fitzpatrick	153	13	0	0	5.09	0-2
Roland Melanson	127	7	0	0	3.31	0-2
Jamie McLennan	82	6	0	0	4.39	0-1
vs. OTTAWA:						
Garth Snow	305	12	1	1	2.36	1-4
Rick DiPietro	15	0	0	0	0.00	0-0
vs. PHILADELPHIA:						
Bill Smith	580	38	1	0	3.93	4-5
Kelly Hrudey	552	26	2	0	2.26	4-6
Glenn Resch	382	15	1	0	2.36	3-3
Semyon Varlamov	301	13	0	1	2.59	2-2
Thomas Greiss	167	3	0	1	1.08	2-1
Roland Melanson	2	0	0	0	0.00	0-0
vs. PITTSBURGH:						
Bill Smith	424	21	1	0	2.97	3-4
Glenn Healy	406	25	1	0	3.69	4-3
Evgeni Nabokov	324	24	0	0	4.44	2-4
Ilya Sorokin	277	9	0	0	1.95	4-0
Robin Lehner	244	6	0	0	1.47	4-0



NEW YORK ISLANDERS GOALTENDERS VS. NHL continued

Semyon Varlamov	116	.7	0	0	3.61	0-2
Mark Fitzpatrick	18	.1	0	0	3.33	0-0
Roland Melanson	60	.5	0	0	5.00	0-1
Kevin Poulin	52	.1	0	0	1.15	0-0
vs. QUEBEC:						
Bill Smith	257	.9	0	0	2.10	4-0
vs. TAMPA BAY:						
Semyon Varlamov	753	.31	0	0	2.47	5-7
Thomas Greiss	308	.20	0	0	3.89	1-5
Rick DiPietro	302	.11	1	1	2.18	1-4
Ilya Sorokin	51	.5	0	0	5.84	0-0
Jean-Francois Berube	5	.0	0	0	0.00	0-0
vs. TORONTO:						
Glenn Resch	388	.15	0	0	2.32	3-4
Chris Osgood	392	.17	3	0	2.60	3-4
Bill Smith	211	.4	0	0	1.14	3-0
Roland Melanson	16	.1	0	0	3.75	0-0
Garth Snow	26	.2	0	0	4.62	0-0
vs. VANCOUVER:						
Bill Smith	260	.10	0	1	2.31	4-0
Glenn Resch	120	.4	0	0	2.00	2-0
vs. WASHINGTON:						
Bill Smith	728	.33	1	0	2.72	8-4
Kelly Hrudey	689	.26	1	0	2.26	4-6
Jaroslav Halak	418	.16	0	0	2.30	3-4
Glenn Healy	384	.19	0	0	2.97	4-1
Semyon Varlamov	302	.8	0	1	1.59	4-1
Roland Melanson	121	.5	0	0	2.48	2-0
Mark Fitzpatrick	39	.2	1	0	3.08	0-1
Michal Neuvirth	11	.0	0	0	0.00	0-0



NHL GOALTENDERS VS. NEW YORK ISLANDERS

	MINS	GA	EN	SO	GAA	RECORD
BOSTON:						
Pete Peeters	360	30	0	0	5.00	2-4
Tuukka Rask	356	17	0	0	2.86	2-3
Gerry Cheevers	318	19	0	0	3.58	1-4
Jeremy Swayman	18	1	0	0	3.23	0-1
BUFFALO:						
Gerry Desjardins	434	25	0	0	3.40	2-5
Don Edwards	300	22	1	0	4.40	0-5
Bob Sauve	261	10	1	1	2.30	2-2
Ryan Miller	269	11	0	0	2.46	4-1
CAROLINA:						
Frederik Anderson	66	1	0	0	0.91	1-0
Curtis McElhinney	153	4	0	0	1.56	3-0
Petr Mrazek	91	1	0	1	0.66	1-0
Antti Raanta	301	13	0	0	2.59	3-2
CHICAGO:						
Tony Esposito	362	20	1	0	3.31	0-6
EDMONTON:						
Andy Moog	713	45	3	0	3.79	4-8
Grant Fuhr	172	8	0	1	2.79	2-1
Gary Edwards	20	2	0	0	6.00	0-0
FLORIDA:						
Roberto Luongo	439	15	0	0	2.05	2-4
Sergei Bobrovsky	234	12	0	0	3.07	1-3
LOS ANGELES:						
Mario Lessard	207	14	0	0	4.06	1-2
Doug Keans	40	7	0	0	10.50	0-1
MINNESOTA:						
Don Beaupre	180	13	0	0	4.33	1-2
Gilles Meloche	120	12	1	0	6.00	0-2
MONTREAL:						
Ken Dryden	664	25	2	2	2.26	8-3
Patrick Roy	338	10	1	0	1.78	4-1
Steve Penney	328	17	0	1	3.11	2-4
Rick Wamsley	32	0	0	0	0.00	0-0
NEW JERSEY:						
Sean Burke	321	16	0	1	2.99	3-2
Bob Sauve	60	2	0	0	2.00	1-0
NY RANGERS:						
Ed Mio	502	36	1	0	4.30	3-5
John Davidson	405	16	0	0	2.37	4-2
Glen Hanlon	368	19	0	1	3.10	2-4
Steve Baker	240	22	0	0	5.50	0-4
Mike Richter	420	11	0	2	1.57	7-0

	MINS	GA	EN	SO	GAA	RECORD
PHILADELPHIA:						
John Vanbiesbrouck	142	5	0	0	2.11	1-1
Steve Weeks	128	9	1	0	4.22	1-2
Gilles Villemure	94	6	0	0	3.83	1-0
Ed Giacomin	86	4	0	0	2.80	0-2
OTTAWA:						
Patrick Lalime	320	7	0	1	1.30	4-1
PHILADELPHIA:						
Ron Hextall	419	16	0	0	2.29	4-3
Carter Hart	402	19	0	0	2.83	3-3
Bernie Parent	311	12	0	1	2.38	2-3
Pete Peeters	311	20	0	0	3.86	2-3
Pelle Lindbergh	269	9	0	2	2.00	4-1
Wayne Stephenson	123	4	0	1	1.95	2-0
Phil Myre	60	6	0	0	6.00	0-1
Brian Elliott	57	3	0	0	3.12	0-1
Bob Froese	31	2	0	0	3.87	0-0
PITTSBURGH:						
Tom Barrasso	423	23	1	1	3.26	3-4
Gary Inness	420	18	0	0	2.57	3-4
Tristan Jarry	396	21	0	0	3.18	2-4
Michel Dion	304	22	0	0	4.34	2-3
Marc-Andre Fleury	247	14	0	1	3.40	2-2
Matt Murray	239	12	2	0	3.02	0-4
Tomas Vokoun	120	3	0	1	1.51	2-0
QUEBEC:						
Dan Bouchard	256	17	1	0	3.98	0-4
TAMPA BAY:						
Andrei Vasilevskiy	849	22	0	2	1.55	8-5
Nikolai Khabibulin	302	4	1	3	0.79	4-1
Ben Bishop	227	10	0	1	2.21	4-1
TORONTO:						
Mike Palmateer	420	13	0	1	1.86	4-3
Curtis Joseph	404	21	0	1	3.12	4-3
Michel Larocque	75	8	0	0	6.40	0-1
Jiri Crha	65	11	0	0	10.15	0-2
Paul Harrison	40	1	0	0	1.50	0-0
Corey Schwab	12	0	0	0	1.000	0-0
VANCOUVER:						
Richard Brodeur	258	17	1	0	3.95	0-4
Curt Ridley	120	8	0	0	4.00	0-2
WASHINGTON:						
Braden Holtby	669	24	2	0	2.15	4-7
Al Jensen	477	29	2	0	3.65	3-5
Pat Riggin	393	21	1	0	3.21	1-5
Pete Peeters	360	13	1	0	2.17	4-2
Bob Mason	308	9	0	1	1.75	2-2
Rick Tabaracci	304	14	0	0	2.76	1-3
Don Beaupre	119	9	0	0	4.54	1-1
Philipp Grubauer	60	3	0	0	3.00	1-0





First Row: Bill Smith, Bob Nystrom, Bryan Trottier, Clark Gillies, Al Arbour, John O. Pickett Jr., Bill Torrey, Denis Potvin, Lorne Henning, Garry Howatt, Glenn Resch.

Second Row: Steve Coraci, Bill MacMillan, Bob Lorimer, Stefan Persson, Bob Bourne, Ken Morrow, Gord Lane, Dave Langevin, John Tonelli, Ron Waske, Jim Pickard.

Third Row: Jean Potvin, Mike Bossy, Duane Sutter, Wayne Merrick, Steve Tambellini, Anders Kallur, Butch Goring.

PRELIMINARY ROUND
vs. LOS ANGELES
(Islanders win series 3-1)

APR. 8 NYI 8 vs. LA 1 W
APR. 9 NYI 3 vs. LA 6 L
APR. 11 NYI 4 at LA 3 W OT
APR. 12 NYI 6 at LA 0 W

QUARTER-FINALS
vs. BOSTON
(Islanders win series 4-1)

APR. 16 NYI 2 at BOS 1 W OT
APR. 17 NYI 5 at BOS 4 W OT
APR. 19 NYI 5 vs. BOS 3 W
APR. 21 NYI 3 vs. BOS 4 L OT
APR. 22 NYI 4 at BOS 2 W


SEMI-FINALS
vs. BUFFALO
(Islanders win series 4-2)

APR. 29 NYI 4 at BUF 1 W
MAY 1 NYI 2 at BUF 1 W 2OT
MAY 3 NYI 7 vs. BUF 4 W
MAY 6 NYI 4 vs. BUF 7 L
MAY 8 NYI 0 at BUF 2 L
MAY 10 NYI 5 vs. BUF 2 W

STANLEY CUP FINALS
vs. PHILADELPHIA
(Islanders win series 4-2)

MAY 13 NYI 4 at PHI 3 W OT
MAY 15 NYI 3 at PHI 8 L
MAY 17 NYI 6 vs. PHI 2 W
MAY 19 NYI 5 vs. PHI 2 W
MAY 22 NYI 3 at PHI 6 L
MAY 24 NYI 5 vs. PHI 4 W OT





First Row: Billy Smith, Clark Gillies, Lorne Henning, Bill Torrey, John O. Pickett, Al Arbour, Denis Potvin, Bryan Trottier, Roland Melanson

Second Row: Steve Coraci, Bob Nystrom, Gord Lane, Ken Morrow, Bob Bourne, Dave Langevin, Wayne Merrick, Ron Waske, Jim Pickard

Third Row: Mike Bossy, Bob Lorimer, John Tonelli, Stefan Persson, Mike McEwen, Hector Marini, Duane Sutter

Fourth Row: Jean Potvin, Billy Carroll, Garry Howatt, Anders Kallur, Butch Goring

PRELIMINARY ROUND
vs. **TORONTO**
(Islanders win series 3-0)

APR. 8 NYI 9 vs. TOR 2 W
APR. 9 NYI 5 vs. TOR 1 W
APR. 11 NYI 6 at TOR 1 W

QUARTER-FINALS
vs. **EDMONTON**
(Islanders win series 4-2)

APR. 16 NYI 8 vs. EDM 2 W
APR. 17 NYI 6 vs. EDM 3 W
APR. 19 NYI 2 at EDM 5 L
APR. 20 NYI 5 at EDM 4 W OT
APR. 22 NYI 3 vs. EDM 4 L
APR. 24 NYI 5 at EDM 2 W

SEMI-FINALS
vs. **NY RANGERS**
(Islanders win series 4-0)

APR. 28 NYI 5 vs. NYR 2 W
APR. 30 NYI 7 vs. NYR 3 W
MAY 2 NYI 5 at NYR 1 W
MAY 5 NYI 5 at NYR 2 W

STANLEY CUP FINALS
vs. **MINNESOTA**
(Islanders win series 4-1)

MAY 12 NYI 6 vs. MIN 3 W
MAY 14 NYI 6 vs. MIN 3 W
MAY 17 NYI 7 at MIN 5 W
MAY 19 NYI 2 at MIN 4 L
MAY 21 NYI 5 vs. MIN 1 W





Front Row: Billy Smith, Denis Potvin, Jim Devellano, Bill Torrey, John O. Pickett Jr., Al Arbour, Lorne Henning, Gerry Ehman, Butch Goring, Roland Melanson.

Second Row: Steve Coraci, Gord Lane, Dave Langevin, Ken Morrow, Clark Gillies, Bob Bourne, Stefan Persson, John Tonelli, Ron Waske, Jim Pickard.

Third Row: Hector Marini, Mike McEwen, Mike Bossy, Bryan Trottier, Wayne Merrick, Bob Nystrom.

Fourth Row: Tomas Jonsson, Anders Kallur, Duane Sutter, Greg Gilbert, Brent Sutter, Billy Carroll.

**PATRICK DIVISION SEMI-FINALS
vs. PITTSBURGH**
(Islanders win series 3-2)

APR. 7 NYI 8 vs. PIT 1 W
 APR. 8 NYI 7 vs. PIT 2 W
 APR. 10 NYI 1 at PIT 2 L OT
 APR. 11 NYI 2 at PIT 5 L
 APR. 13 NYI 4 vs. PIT 3 W OT

**PATRICK DIVISION FINAL
vs. NY RANGERS**
(Islanders win series 4-2)

APR. 15 NYI 4 vs. NYR 5 L
 APR. 16 NYI 7 vs. NYR 2 W
 APR. 18 NYI 4 at NYR 3 W OT
 APR. 19 NYI 5 at NYR 3 W
 APR. 21 NYI 2 vs. NYR 4 L
 APR. 23 NYI 5 at NYR 3 W


**WALES CONFERENCE FINAL
vs. QUEBEC**
(Islanders win series 4-0)

APR. 27 NYI 4 vs. QUE 1 W
 APR. 29 NYI 5 vs. QUE 2 W
 MAY 1 NYI 5 at QUE 4 W OT
 MAY 4 NYI 4 at QUE 2 W

**STANLEY CUP FINALS
vs. VANCOUVER**
(Islanders win series 4-0)

MAY 8 NYI 6 vs. VAN 5 W OT
 MAY 11 NYI 6 vs. VAN 4 W
 MAY 13 NYI 3 at VAN 0 W
 MAY 16 NYI 3 at VAN 1 W





First Row: Billy Smith, Denis Potvin, Gerry Ehman, Bill Torrey, John O. Pickett Jr., Al Arbour, Lorne Henning, Butch Goring, Roland Melanson.

Second Row: Stefan Persson, Gord Lane, Ken Morrow, Bob Bourne, Clark Gillies, Dave Langevin, Bob Nystrom, Mats Hallin.

Third Row: Steve Coraci, Paul Boutilier, Mike McEwen, John Tonelli, Bryan Trottier, Mike Bossy, Wayne Merrick, Ron Waske, Jim Pickard.

Fourth Row: Tomas Jonsson, Anders Kallur, Brent Sutter, Duane Sutter, Greg Gilbert, Billy Carroll.

**PATRICK DIVISION SEMI-FINALS
vs. WASHINGTON**
(Islanders win series 3-1)

APR. 6 NYI 5 vs. WSH 2 W
APR. 7 NYI 2 vs. WSH 4 L
APR. 9 NYI 6 at WSH 2 W
APR. 10 NYI 6 at WSH 3 W

**PATRICK DIVISION FINAL
vs. NY RANGERS**
(Islanders win series 4-2)

APR. 14 NYI 4 vs. NYR 1 W
APR. 15 NYI 5 vs. NYR 0 W
APR. 17 NYI 6 at NYR 7 L
APR. 18 NYI 1 at NYR 3 L
APR. 20 NYI 7 vs. NYR 2 W
APR. 22 NYI 5 at NYR 2 W

**WALES CONFERENCE FINAL
vs. BOSTON**
(Islanders win series 4-2)

APR. 26 NYI 5 at BOS 2 W
APR. 28 NYI 1 at BOS 4 L
APR. 30 NYI 7 vs. BOS 3 W
MAY 3 NYI 8 vs. BOS 3 W
MAY 5 NYI 1 at BOS 5 L
MAY 7 NYI 8 vs. BOS 4 W

**STANLEY CUP FINAL
vs. EDMONTON**
(Islanders win series 4-0)

MAY 10 NYI 2 at EDM 0 W
MAY 12 NYI 6 at EDM 3 W
MAY 14 NYI 5 vs. EDM 1 W
MAY 17 NYI 4 vs. EDM 2 W







2023-24
SEASON



MEDIA GUIDE



NEW YORK
ISLANDERS

BRIDGEPORT ISLANDERS





BRIDGEPORT ISLANDERS EXECUTIVE DIRECTORY

TOTAL MORTGAGE ARENA
600 MAIN ST., BRIDGEPORT, CT 06604
203.345.2300 | BRIDGEPORTISLANDERS.COM

OWNERSHIP/TOP MANAGEMENT

Owner & Governor	Scott Malkin
Owner & Alternate Governor	Jon Ledecy
Owner	Dewey Shay
Owner, Operating Partner & Alternate Governor	John Collins
General Manager & Alternate Governor	Chris Lamoriello

COACHING STAFF

Head Coach	Rick Kowalsky
Assistant Coaches	Matt MacDonald, Pascal Rheaume
Goaltending Coach	Chris Terri
Video Coordinator	Mike Antone
Strength and Conditioning Coordinator	Mike Vasalani
Athletic Trainer	Joe Erdos
Assistant Athletic Trainer	Scott Ostrander
Equipment Manager	Brent Sopko
Equipment Assistant	Jude Scibelli

OPERATIONS

Total Mortgage Arena General Manager (OVG Facilities)	Joe Dolan
Assistant General Manager/Director of Operations (OVG Facilities)	Marc Horwitz
Director of Ticket Operations (OVG Facilities)	Brianne Tompkins
Box Office Manager (OVG Facilities)	Jay Eylward
Lead Ice Technician (OVG Facilities)	Jay Fruzia

Vice President of Ticket Sales	Jonathan Forsberg
Vice President of Corporate Sales	Bill Domeika
Vice President of Marketing	Tim Farrell
Director of Broadcasting and Communications	Alan Fuehring
Community Engagement Manager	Samuel Provost
Creative Services Manager	Megan Corcoran
Game Presentation Manager	Megan Hopton
Digital Marketing Coordinator	Haley Castellari
Content Production Coordinator	Devon Golder

Account Executive, Ticket Sales	Jason Bottone
Account Executive, Ticket Sales	Jack Cocchia
Account Executive, Ticket Sales	Noah Decaminada
Account Executive, Ticket Sales	Jason Giambra
Account Executive, Ticket Sales	Emily Haas
Account Executive, Ticket Sales	Maggie Howard
Account Executive, Ticket Sales	EJ Pacapelli
CRM and Ticket Operations Coordinator	Timothy Deyell
Account Executive, Partnership Sales	Isabella Giansanti
Account Executive, Partnership Sales	Chris Kunzmann
Operations Manager (OVG Facilities)	Jason Proski
Operations Manager (OVG Facilities)	Charles Savoid
Event Manager (OVG Facilities)	Jordan Paley
Staff Accountant	Jared Newall

MEDICAL STAFF

Head Physician/Orthopedist	Dr. Dante Brittis
Team Dentist	Dr. Nicholas Calcaterra
Team Orthopedist	Dr. Henry Backe
Team Orthopedist	Dr. James Fitzgibbons
Team Orthopedist	Dr. Patrick Kwok
Team Orthopedist	Dr. Robert Stanton
Team Orthopedist	Dr. Rolf Langeland

Primary Care	Dr. John James
Primary Care	Dr. Troy Glaser
Team Ophthalmologists	Dr. Jeffrey Kaplan & Dr. Jeffrey Sandler
Chiropractor	Dr. Brett Carr



BRIDGEPORT ISLANDERS COACHING STAFF

RICK KOWALSKY

HEAD COACH



Rick Kowalsky was named head coach of the Bridgeport Islanders on July 13, 2023 after serving two seasons as an assistant coach with the club. He is the ninth head coach in team history. Kowalsky joined the organization in 2021 following three seasons with the New Jersey Devils.

The Simcoe, Ontario native was head coach of New Jersey's AHL affiliate for eight seasons, guiding the Albany Devils (2010-17) and the Binghamton Devils (2017-18). In addition, Kowalsky was head coach of New Jersey's ECHL affiliate for four seasons, leading the Trenton Titans and Trenton Devils from 2006-10. He was elected into the ECHL Hall of Fame in 2017.

Kowalsky led Albany to back-to-back playoff berths in 2015-16 and 2016-17, including its most successful season in 2015-16. The Devils earned 46 wins and 102 points that season, and Kowalsky

was named AHL Coach of the Year.

He also guided ECHL Trenton to a 40-win season in 2008-09 and received the John Brophy Award as the league's top coach. Trenton's 40 wins were the most since 2004-05 when the Titans won the Kelly Cup Championship with Kowalsky as team captain.

Prior to joining the coaching ranks, Kowalsky enjoyed a 12-year professional playing career as a forward in the AHL and ECHL. He had 92 points (35 goals, 57 assists) in 183 AHL games with the Cornwall Aces, Portland Pirates and Norfolk Admirals, and 550 points (221 goals, 329 assists) in 516 ECHL contests with the Hampton Roads Admirals, Trenton Titans and Roanoke Express. He skated in the 1995 and 2003 ECHL All-Star Games and served as North team captain in 2003.

MATT MACDONALD

ASSISTANT COACH



Matt Macdonald was named Assistant Coach of the Bridgeport Islanders on September 1, 2023. He spent the last five seasons in the same capacity with the Grand Rapids Griffins. The Griffins went 144-137-38 in 319 regular-season games during that span. Macdonald also spent six seasons behind the bench for the ECHL's Cincinnati Cyclones, including four years as Head Coach and Director of Hockey Operations from 2014-18. He guided the Cyclones to a winning record during each of those four seasons and totaled a 142-116-16-14 record and two Kelly Cup Playoff appearances.

Prior to his coaching career, the Niagara Falls, Ontario native played seven pro seasons as a defenseman. He combined for 133 points (30g, 103a) and 601 penalty minutes in 385 career games between the CHL (2005-06), ECHL (2006-09), AHL (2007-09), Italy (2009-10; 2011-12) and Denmark (2010-11). He won the ECHL's Kelly Cup Championship with Cincinnati in 2008. Macdonald played college hockey at St. Lawrence University, where he had 30 points (14g, 16a) in 118 career games.

PASCAL RHEAUME

ASSISTANT COACH



Pascal Rhéaume was named Assistant Coach of the Bridgeport Islanders on September 1, 2023. He has coached in the AHL, ECHL and major junior hockey in addition to playing 318 NHL games with the New Jersey Devils, St. Louis Blues, Chicago Blackhawks, Atlanta Thrashers, New York Rangers and Arizona Coyotes. He spent each of the last two seasons as Assistant Coach of the ECHL's Trois-Rivières Lions. Prior to joining Trois-Rivières, Rhéaume served as Head Coach of the Val d'Or Foreurs of the Quebec Major Junior Hockey League (QMJHL) for two years (2018-20). He was also Assistant Coach with the Sherbrooke Phoenix and Drummondville Voltigeurs before that. Rhéaume spent the 2015-16 season as Assistant Coach with the Iowa Wild.

A native of Quebec, Quebec, Rhéaume played nearly 20 pro seasons as a forward beginning in 1993-94 with the Albany River Rats (AHL). He recorded 408 points (174g, 234a) in 589 career AHL games with the River Rats, Worcester IceCats, Hartford Wolf Pack, San Antonio Rampage, Lowell Devils, Manchester Monarchs and Peoria Rivermen. He won the 1995 Calder Cup with Albany and the 2003 Stanley Cup with the New Jersey Devils.

CHRIS TERRERI

GOALTENDING COACH



Chris Terreri joined the Islanders organization as Goaltending Development Coach on August 23, 2017. His role expanded to AHL Goaltending Coach/Player Development prior to the 2017-18 campaign.

Prior to joining the Islanders, Terreri spent 16 seasons as a member of the New Jersey Devils coaching staff. He was New Jersey's Goaltending Coach for his final eight seasons with the organization, working with goalies Martin Brodeur and Cory Schneider, among others.

In 15 seasons as a pro goalie, Terreri played 406 career games with the Devils, San Jose Sharks, Chicago Blackhawks and Islanders (two games). He won two Stanley Cups with New Jersey in 1995 and 2000. Terreri was New Jersey's fifth-round selection (85th overall) in the 1983 Entry Draft. He joined the Devils after a four-year career at Providence College, which included two NCAA Frozen Four appearances.

On the international stage, Terreri was a member of the United States Olympic Team in 1988. He also represented the U.S. during the 1985, '86, '87 and '97 World Championships.



SEASON-BY-SEASON RECORD

SEASON	GP	W	L	T*	OTL**	PTS	GF	GA	DIVISION	CONFERENCE	LEAGUE	PLAYOFF RESULT
2001-01	80	43	25	8	4	98	240	192	1st in East	1st in Eastern	1st in AHL	Lost Calder Cup Final
2002-03	80	40	26	11	3	94	219	198	2nd in East	5th in Eastern	9th in AHL	Lost Conf. Semifinal
2003-04	80	41	23	12	4	98	178	140	2nd in East	3rd in Eastern	5th in AHL	Lost Div. Semifinal
2004-05	80	37	38	4	1	79	192	222	6th in East	12th in Eastern	22nd in AHL	Did Not Qualify
2005-06	80	38	33	6	3	85	246	253	4th in East	8th in Eastern	16th in AHL	Lost Div. Semifinal
2006-07	80	36	37	1	6	79	229	267	5th in East	11th in Eastern	21st in AHL	Did Not Qualify
2007-08	80	40	36	1	3	84	225	240	5th in East	9th in Eastern	20th in AHL	Did Not Qualify
2008-09	80	49	23	3	5	106	241	212	2nd in East	3rd in Eastern	6th in AHL	Lost Div. Semifinal
2009-10	80	38	32	4	6	86	201	220	5th in Atlantic	8th in Eastern	16th in AHL	Lost Div. Semifinal
2010-11	80	30	39	4	7	71	218	266	7th in Atlantic	14th in Eastern	28th in AHL	Did Not Qualify
2011-12	76	41	26	3	6	91	233	219	1st in Northeast	3rd in Eastern	6th in AHL	Lost Conf. Quarterfinal
2012-13	76	32	32	7	5	76	218	242	3rd in Northeast	11th in Eastern	23rd in AHL	Did Not Qualify
2013-14	76	28	40	2	6	64	183	238	5th in Northeast	14th in Eastern	29th in AHL	Did Not Qualify
2014-15	76	28	40	7	1	64	213	246	5th in Northeast	15th in Eastern	29th in AHL	Did Not Qualify
2015-16	76	40	29	4	3	87	209	220	5th in Atlantic	8th in Eastern	15th in AHL	Lost Div. Semifinal
2016-17	76	44	28	3	1	92	220	212	5th in Atlantic	5th in Eastern	11th in AHL	Did Not Qualify
2017-18	76	36	32	5	3	80	206	214	5th in Atlantic	9th in Eastern	22nd in AHL	Did Not Qualify
2018-19	76	43	24	6	3	95	233	228	2nd in Atlantic	4th in Eastern	5th in AHL	Lost Div. Semifinal
2019-20	63	23	33	5	2	53	152	206	8th in Atlantic	16th in Eastern	31st in AHL	N/A (Season Cancelled)
2020-21	24	8	14	2	0	18	59	81	3rd in Atlantic	N/A	27th in AHL	N/A (No playoffs)
2021-22	72	31	30	7	4	73	213	226	6th in Atlantic	12th in Eastern	23rd in AHL	Lost Div. Semifinal
2022-23	72	34	30	7	1	76	238	248	7th in Atlantic	12th in Eastern	23rd in AHL	Did Not Qualify

* T - Ties were eliminated starting in the 2004-05 season (replaced with OTL) ** Shootout losses replaced OTL in the 2004-05 season

BRIDGEPORT RECORD VS. AHL

ALL-TIME	GP	W	L/OTL	T/SOL	ALL-TIME	GP	W	L/OTL	T/SOL
Abbotsford Heat	4	2	2	0	Providence Bruins	161	73	74	14
Albany/Lowell/Binghamton Devils	82	46	36	0	Quebec Citadelles	2	2	0	0
Binghamton/Belleville Senators	80	44	34	2	Rochester Americans	20	10	7	3
Charlotte Checkers/Albany River Rats	99	47	40	12	San Antonio Rampage	6	3	3	0
Cincinnati Ducks	4	3	1	0	Springfield Falcons	96	47	42	7
Hamilton Bulldogs	4	2	1	1	Springfield Thunderbirds	67	32	28	7
Hartford Wolf Pack/Connecticut Whale	222	102	105	15	St. John's Flames	8	7	1	0
Hershey Bears	116	47	57	12	St. John's IceCaps	18	7	8	3
Houston Aeros	6	3	2	1	St. John's Maple Leafs	8	2	3	3
Laval Rocket	10	7	2	1	Syracuse Crunch	40	20	18	2
Lehigh Valley/Adk./Phila. Phantoms	132	68	57	7	Toronto Marlies	9	7	2	0
Lowell Lock Monsters	22	15	6	1	Utah Grizzlies	8	6	2	0
Manchester Monarchs	64	22	37	5	Utica Comets	19	11	7	1
Manitoba Moose	4	0	4	0	Wilkes-Barre/Scranton Penguins	106	51	49	6
Milwaukee Admirals	2	1	1	0	Worcester Ice Cats	12	8	3	1
Norfolk Admirals	80	35	41	4	Worcester Sharks	52	26	23	3
Portland Pirates	80	31	47	2					



ALL-TIME REG. SEASON PLAYER RECORDS

PLAYERS

Most points in one season	Chris Terry (2022-23)	78
Most goals in one season	Jeff Hamilton (2003-04)	43
Most assists in one season	Chris Terry (2022-23)	51
Most penalty minutes in a season	Eric Godard (2004-05)	295
Most power-play goals in a season	Jeff Hamilton (2003-04)	20
Most short-handed goals in season	Jeff Tambellini (2007-08)	6
Most game-winners in a season	Jeff Hamilton (2003-04)	15 (AHL record)
Most points in one game	Blake Comeau (10/13/06)	5
	Jeff Tambellini (4/4/08)	
	Greg Mauldin (2/13/10)	
	Ryan Strome (11/1/13)	
	Travis St. Denis (3/15/18)	
	Josh Ho-Sang (2/17/19)	
Most goals in one game	Sean Bergenheim (2/22/06)	4
Most assists in one game	Blake Comeau (10/8/06)	4
	Robert Nilsson (12/16/06)	
	Mike Iggulden (12/13/08)	
	Greg Mauldin (2/13/10)	
	Jeremy Colliton (3/25/11 and 4/5/11)	
	Kael Mouillierat (2/11/12)	
	Tony Romano (3/27/12)	
	Dustin Jeffrey (3/22/15)	
	Devon Toews (11/29/16)	
	Josh Ho-Sang (1/4/18)	
	Austin Czarnik (3/19/22)	
Most penalty minutes in one game	Matt Carkner (4/10/16)	46
Fastest hat trick	Rhett Rakhshani	1:59 (4/3/11)
GOALTENDERS		
Appearances - Season	Rick DiPietro (2001-02)	59
Minutes Played - Season	Rick DiPietro (2001-02)	3,471
Wins - Season	Rick DiPietro (2001-02)	30
Losses - Season	Wade Dubielewicz (2004-05)	23
Shutouts - Season	Wade Dubielewicz (2003-04)	9
Shutouts - Career	Wade Dubielewicz (2003-07)	15
Lowest GAA - Season	Wade Dubielewicz (2003-04)	1.38 (AHL record)
Highest SV% - Season	Wade Dubielewicz (2003-04)	946 (AHL record)
Most Saves - Game	Wade Dubielewicz (2/9/07)	52
Most Saves - Season	Kevin Poulin	1,423

ALL-TIME REG. SEASON TEAM RECORDS (DOES NOT INCLUDE 2020-21, COVID-19*)

Division Championships	2	2001-02, 2011-12
Overall regular season championships	1	2001-02
Most points in one season	106	2008-09
Fewest points in one season	53	2019-20
Most wins in one season	49	2008-09
Fewest wins in one season	23	2019-20
Most losses in one season	50	2010-11
Most ties in one season	12	2003-04
Fewest ties in one season	8	2001-02
Most shootout losses in one season	7	2010-11
Fewest shootout losses in one season	1	2004-05
		2014-15
		2016-17
		2022-23
Most goals scored in one season	246	2005-06
Fewest goals scored in one season	152	2019-20
Most goals allowed in one season	267	2006-07
Fewest goals allowed in one season	140	2003-04
Most penalty minutes in one season	1,834	2004-05
Fewest penalty minutes in one season	839	2019-20
Longest home winning streak	9 games	1/24/07 - 2/20/07
Longest away winning streak	8 games	1/4/12 - 2/3/12
Longest overall losing streak	10 games	2/8/15 - 3/6/15
Longest home losing streak	8 games	2/8/15 - 3/21/15
Longest away losing streak	8 games	12/2/11 - 12/31/11
Longest winless streak at home	9 games	1/2/11 - 2/13/11 (0-6-2-1)
Longest away winless streak	15 games	11/25/04 - 2/2/05 (0-13-1-1)
Longest winless streak overall	12 games	3/19/14/ - 4/14/14 (0-10-0-2)
Longest overall undefeated streak	20 games	10/25/03 - 12/14/03 (17-0-3)
Longest home undefeated streak	15 games	10/14/18 - 12/27/18 (12-0-2-1)
Longest away undefeated streak	12 games	10/25/03 - 12/20/03 (10-0-2)
Longest overall winning streak	9 games	2/2/02 - 2/23/02
		11/9/03 - 11/29-03



2022-23 FINAL SCORING

NO.	PLAYER	GP	G	A	PTS	PIM	+/-	PP	SH	GW	S
25	Chris Terry	67	27	51	78	72	E	5	3	4	225
14	Andy Andreoff	69	37	28	65	64	-14	13	0	5	162
29	Arnaud Durand	68	24	31	55	35	-9	13	0	4	168
17	Ruslan Iskhakov	69	17	34	51	50	+1	2	0	2	135
28	William Dufour	69	21	27	48	51	-13	8	0	4	139
4	Dennis Cholowski	67	1	37	38	26	-7	1	0	0	102
3	Samuel Bolduc	56	10	25	35	31	-13	2	0	0	133
21	Cole Bardreau	67	15	16	31	37	-5	0	2	0	113
10	Kyle MacLean	67	11	16	27	81	E	0	1	1	99
12	Otto Koivula	46	12	13	25	37	E	5	0	2	66
36	Jeff Kubiak	72	9	13	22	49	-7	0	2	1	98
38	Paul Thompson	59	13	8	21	107	-6	3	0	4	82
6	Vincent Sevigny	53	5	12	17	28	-1	0	0	0	51
16	Aatu Ratu	27	7	8	15	12	+3	3	0	2	60
26	Robin Salo	38	0	14	14	26	+7	0	0	0	60
27	Parker Wotherspoon	27	1	11	12	27	+12	0	0	0	39
11	Hudson Fasching	18	7	4	11	4	+6	0	0	0	40
18	Erik Brown	33	5	6	11	6	-5	0	0	0	43
7	Grant Hutton	39	4	6	10	16	+1	0	1	0	49
2	Seth Helgeson	72	1	8	9	109	-5	0	0	0	56
8	Paul LaDue	49	0	8	8	33	-7	0	0	0	72
34	Collin Adams	20	3	4	7	0	+2	0	0	1	21
32	Jimmy Lambert	33	1	6	7	22	+1	0	0	1	31
15	Simon Holmstrom	16	3	2	5	4	-1	0	1	0	35
33	Reece Newkirk	16	1	4	5	15	-1	0	0	1	17
24	Blade Jenkins	26	1	2	3	2	E	0	0	0	16
44	Ryan MacKinnon	20	0	3	3	2	-6	0	0	0	15
27	Aidan Fulp	3	0	2	2	2	+2	0	0	0	2
15	Matthew Maggio	3	0	2	2	2	+2	0	0	0	2
41	Nikita Soshnikov	4	0	1	1	0	E	0	0	0	4
45	Christian Krygier	2	0	0	0	0	-1	0	0	0	1
41	Connor McCarthy	2	0	0	0	2	-2	0	0	0	2
37	Jacob Pivonka	4	0	0	0	0	E	0	0	0	5
20	Travis Mitchell	6	0	0	0	7	-4	0	0	0	4
42	Trevor Cosgrove	9	0	0	0	2	-2	0	0	0	14

2022-23 GOALTENDING

NO.	GOALTENDER	GP	MINS	AVG	W	L	OT/SOL	SO	GA	SA	SV	SV %
35	Cory Schneider	33	1919:17	2.94	19	11	3	1	94	1086	992	.913
1	Jakub Skarek	38	2157:02	3.37	15	16	3	2	121	1122	1001	.892
39	Ken Appleby	5	253:29	4.50	0	3	2	0	19	137	118	.861



2022-23 GAME-BY-GAME RESULTS

NO.	DATE	OPPONENT	SCORE	W GOAL	GOALIES OF RECORD (W/L)	RECORD
1	Oct. 14	at Providence	L 3-1	Fabian Lysell	Keith Kinkaid / Jakub Skarek	0-1-0-0
2	Oct. 15	at Springfield	W 3-2	Chris Terry	Cory Schneider / Joel Hofer	1-1-0-0
3	Oct. 21	at Providence	W 5-4 (OT)	William Dufour	Cory Schneider / Keith Kinkaid	2-1-0-0
4	Oct. 22	vs. Laval	W 5-2	Chris Terry	Jakub Skarek / Kevin Poulin	3-1-0-0
5	Oct. 23	vs. Hartford	W 5-2	Paul Thompson	Cory Schneider / Dylan Garand	4-1-0-0
6	Oct. 28	at Springfield	L 7-6 (OT)	Martin Frk.	Joel Hofer / Jakub Skarek	4-1-1-0
7	Oct. 29	at Lehigh Valley	W 6-3	Ruslan Iskhakov	Cory Schneider / Troy Grosenick	5-1-1-0
8	Nov. 1	vs. Charlotte	W 4-3 (SO)	William Dufour	Cory Schneider / Alex Lyon	6-1-1-0
9	Nov. 5	vs. Hartford	W 5-3	Andy Andreoff	Jakub Skarek / Dylan Garand	7-1-1-0
10	Nov. 6	vs. Providence	L 1-0	Connor Carrick	Brandon Bussi / Cory Schneider	7-2-1-0
11	Nov. 11	at Hershey	L 4-3 (OT)	Vincent Iorio	Zach Fucale / Jakub Skarek	7-2-2-0
12	Nov. 12	at Hershey	L 2-1 (OT)	Sam Anas	Hunter Shepard / Cory Schneider	7-2-3-0
13	Nov. 18	vs. Charlotte	L 4-1	Anton Levtschi	Alex Lyon / Jakub Skarek	7-3-3-0
14	Nov. 19	vs. Wilkes-Barre/Scranton	W 4-2	Kyle MacLean	Cory Schneider / Filip Lindberg	8-3-3-0
15	Nov. 20	at Providence	W 3-2 (OT)	Aatu Raty	Jakub Skarek / Keith Kinkaid	9-3-3-0
16	Nov. 23	vs. Hartford	W 6-3	Otto Koivula	Cory Schneider / Dylan Garand	10-3-3-0
17	Nov. 25	at Rochester	L 6-5 (OT)	Brett Murray	Malcolm Subban / Jakub Skarek	10-3-4-0
18	Nov. 27	vs. Springfield	W 6-4	Andy Andreoff	Cory Schneider / Vadim Zherenko	11-3-4-0
19	Nov. 30	vs. Providence	W 4-3	Chris Terry	Jakub Skarek / Brandon Bussi	12-3-4-0
20	Dec. 3	at Wilkes-Barre/Scranton	W 5-1	Collin Adams	Cory Schneider / Dustin Tokarski	13-3-4-0
21	Dec. 4	vs. Springfield	L 3-1	Greg Printz	Jakub Skarek / Joel Hofer	13-4-4-0
22	Dec. 9	vs. Hershey	L 4-2	Mike Vecchione	Cory Schneider / Zach Fucale	13-5-4-0
23	Dec. 10	vs. Providence	L 3-2	Fabian Lysell	Brandon Bussi / Jakub Skarek	13-6-4-0
24	Dec. 11	at Providence	W 5-2	William Dufour	Cory Schneider / Keith Kinkaid	14-6-4-0
25	Dec. 14	vs. Springfield	L 2-1 (OT)	Jake Neighbours	Joel Hofer / Cory Schneider	14-6-5-0
26	Dec. 16	at Utica	L 5-2	Ryan Schmelzer	Mackenzie Blackwood / Cory Schneider	14-7-5-0
27	Dec. 17	at Syracuse	L 4-3	Gemel Smith	Hugo Alnefelt / Jakub Skarek	14-8-5-0
28	Dec. 23	at Hartford	L 4-3	Ryan Carpenter	Dylan Garand / Jakub Skarek	14-9-5-0
29	Dec. 27	vs. Hartford	L 7-3	Lauri Pajuniemi	Dylan Garand / Jakub Skarek	14-10-5-0
30	Dec. 28	at Lehigh Valley	L 6-5 (SO)	Cal O'Reilly	Nolan Maier / Ken Appleby	14-10-5-1
31	Dec. 30	at Springfield	L 6-3	Jake Neighbours	Vadim Zherenko / Ken Appleby	14-11-5-1
32	Jan. 4	vs. Providence	L 5-2	Oskar Steen	Brandon Bussi / Jakub Skarek	14-12-5-1
33	Jan. 6	at Springfield	L 4-3 (OT)	Martin Frk.	Joel Hofer / Ken Appleby	14-12-6-1
34	Jan. 7	vs. Providence	L 6-3	Vinni Lettieri	Brandon Bussi / Jakub Skarek	14-13-6-1
35	Jan. 11	vs. Lehigh Valley	L 3-1	Max Willman	Felix Sandstrom / Ken Appleby	14-14-6-1
36	Jan. 13	at Lehigh Valley	W 4-3 (OT)	Aatu Raty	Cory Schneider / Felix Sandstrom	15-14-6-1



2022-23 GAME-BY-GAME RESULTS (CONT.)

NO.	DATE	OPPONENT	SCORE	W GOAL	GOALIES OF RECORD (W/L)	RECORD
37	Jan. 14	vs. Utica	L 5-1	Mason Geertsen	Akira Schmid / Ken Appleby	.15-15-6-1
38	Jan. 16	at Springfield	W 6-2	William Dufour	Cory Schneider / Joel Hofer	.16-15-6-1
39	Jan. 20	vs. Rochester	W 1-0 (OT)	William Dufour	Cory Schneider / Malcolm Subban	.17-15-6-1
40	Jan. 21	vs. Wilkes-Barre/Scranton	L 3-2	Drake Caggiula	Dustin Tokarski / Cory Schneider	.17-16-6-1
41	Jan. 25	at Hartford	W 6-2	Paul Thompson	Jakub Skarek / Dylan Garand	.18-16-6-1
42	Jan. 28	at Wilkes-Barre/Scranton	L 3-1	Ty Glover	Taylor Gauthier / Jakub Skarek	.18-17-6-1
43	Jan. 29	at Hershey	W 2-0	Arnaud Durandea	Jakub Skarek / Hunter Shepard	.19-17-6-1
44	Feb. 3	vs. Hershey	L 4-1	Connor McMichael	Hunter Shepard / Jakub Skarek	.19-18-6-1
45	Feb. 4	at Springfield	L 5-4 (OT)	Jake Neighbours	Joel Hofer / Cory Schneider	.19-18-7-1
46	Feb. 11	at Lehigh Valley	L 3-0	Elliot Desnoyers	Samuel Ersson / Cory Schneider	.19-19-7-1
47	Feb. 17	at Hartford	W 6-3	Jimmy Lambert	Louis Domingue / Jakub Skarek	.20-19-7-1
48	Feb. 18	vs. Springfield	W 5-4 (OT)	Otto Koivula	Cory Schneider / Vadim Zherenko	.21-19-7-1
49	Feb. 19	at Wilkes-Barre/Scranton	W 2-1	Ruslan Iskhakov	Jakub Skarek / Tommy Napier	.22-19-7-1
50	Feb. 23	vs. Belleville	W 5-1	Reece Newkirk	Cory Schneider / Luke Richardson	.23-19-7-1
51	Feb. 25	vs. Charlotte	L 5-2	Lucas Carlsson	J.F. Berube / Jakub Skarek	.23-20-7-1
52	Feb. 26	vs. Lehigh Valley	L 4-3	Artem Anisimov	Samuel Ersson / Cory Schneider	.23-21-7-1
53	Mar. 2	vs. Providence	W 7-1	Jeff Kubiak	Jakub Skarek / Brandon Bussi	.24-21-7-1
54	Mar. 4	vs. Hartford	L 9-0	Will Cuylle	Dylan Garand / Cory Schneider	.24-22-7-1
55	Mar. 5	vs. Springfield	W 3-0	Arnaud Durandea	Jakub Skarek / Joel Hofer	.25-22-7-1
56	Mar. 8	at Charlotte	W 3-2	Andy Andreoff	Cory Schneider / J.F. Berube	.26-22-7-1
57	Mar. 10	at Charlotte	L 7-1	Henry Bowlby	Mack Guzda / Jakub Skarek	.26-23-7-1
58	Mar. 11	at Charlotte	W 4-3 (SO)	William Dufour	Cory Schneider / J.F. Berube	.27-23-7-1
59	Mar. 15	at Hartford	L 7-5	Jonny Brodzinski	Louis Domingue / Cory Schneider	.27-24-7-1
60	Mar. 17	vs. Syracuse	W 5-2	Andy Andreoff	Jakub Skarek / Max Lagace	.28-24-7-1
61	Mar. 18	vs. Hartford	L 3-2	Jonny Brodzinski	Louis Domingue / Jakub Skarek	.28-25-7-1
62	Mar. 22	at Laval	W 5-3	Paul Thompson	Cory Schneider / Cayden Primeau	.29-25-7-1
63	Mar. 24	at Belleville	W 5-2	Arnaud Durandea	Jakub Skarek / Kevin Mandolese	.30-25-7-1
64	Mar. 29	at Hartford	L 4-1	Jake Leschyshyn	Louis Domingue / Cory Schneider	.30-26-7-1
65	Apr. 1	at Providence	W 5-2	Paul Thompson	Jakub Skarek / Brandon Bussi	.31-26-7-1
66	Apr. 2	vs. Lehigh Valley	L 3-2	Garrett Wilson	Nolan Maier / Cory Schneider	.31-27-7-1
67	Apr. 4	vs. Springfield	W 4-3 (OT)	Andy Andreoff	Jakub Skarek / Joel Hofer	.32-27-7-1
68	Apr. 7	at Hartford	L 6-2	Karl Henriksson	Louis Domingue / Jakub Skarek	.32-28-7-1
69	Apr. 8	vs. Wilkes-Barre/Scranton	L 8-2	Drake Caggiula	Taylor Gauthier / Cory Schneider	.32-29-7-1
70	Apr. 12	vs. Lehigh Valley	W 6-4	Chris Terry	Jakub Skarek / Samuel Ersson	.33-29-7-1
71	Apr. 14	vs. Hershey	W 5-1	Arnaud Durandea	Cory Schneider / Zach Fucale	.34-29-7-1
72	Apr. 15	at Providence	L 5-3	Eddie Tralmaks	Brandon Bussi / Jakub Skarek	.34-30-7-1



TOP-TEN LISTS

GAMES		GOALS		ASSISTS		POINTS	
Seth Helgeson	377	Jeff Hamilton	89	Jeremy Colliton	126	Jeremy Colliton	203
Mark Wotton	368	Jeremy Colliton	77	Rob Collins	110	Rob Collins	163
Jeremy Colliton	326	Trevor Smith	72	Aaron Ness	100	Jeff Hamilton	156
Kyle Burroughs	313	Jeff Tambellini	71	Otto Koivula	93	Steve Regier	150
Parker Wotherspoon	293	Travis St. Denis	65	Josh Ho-Sang	91	Trevor Smith	149
Steve Regier	290	Steve Bernier	63	Steve Regier	89	Otto Koivula	149
Aaron Ness	280	Steven Regier	61	Tanner Fritz	89	Chris Terry	139
Jeff Kubiak	270	Trent Hunter	60	Mark Wotton	88	Jeff Tambellini	138
Ben Holmstrom	268	Chris Terry	57	Matt Donovan	87	Alan Quine	137
Travis St. Denis	259	Otto Koivula	56	Alan Quine	86	Travis St. Denis	136

THE LAST TIME THE TEAM (IN THE REGULAR SEASON)...

	HOME	AWAY
WON (Regulation)	4/14/23 vs. Hershey (5-1)	4/1/23 at Providence (5-2)
LOST (Regulation)	4/8/23 vs. W-B/Scranton (8-2)	4/15/23 at Providence (5-3)
TIED (Regulation)	4/10/05 vs. Philadelphia (0-0)	4/11/05 at W-B/Scranton (2-2)
WON IN OVERTIME	4/4/23 vs. Springfield (4-3)	1/13/23 at Lehigh Valley (4-3)
LOST IN OVERTIME	12/14/22 vs. Springfield (2-1)	2/4/23 at Springfield (5-4)
WON IN SHOOTOUT	11/1/22 vs. Charlotte (4-3)	3/11/23 at Charlotte (4-3)
LOST IN SHOOTOUT	1/9/22 vs. Charlotte (3-2)	12/28/22 at Lehigh Valley (6-5)
SHUT OUT AN OPPONENT	3/5/23 vs. Springfield (3-0)	1/29/23 at Hershey (2-0)
WERE SHUT OUT	3/4/23 vs. Hartford (9-0)	2/11/23 at Lehigh Valley (3-0)
PLAYED A SCORELESS TIE	4/10/05 vs. Philadelphia (0-0)	N.A.
OUTSHOT THE OPPOSITION	4/2/23 vs. Lehigh Valley (28-25, 3-2 L)	4/1/23 at Providence (28-23, 5-2 W)
WERE OUTSHOT	4/14/23 vs. Hershey (36-24, 5-1 W)	4/15/23 at Providence (27-18, 5-3 L)
SCORED ON POWER-PLAY	4/14/23 vs. Hershey (Durandeanu, 5-1 W)	4/15/23 at Providence (Durandeanu, 5-3 L)
ALLOWED POWER-PLAY GOAL	4/14/23 vs. Hershey (Morelli, 5-1 W)	4/15/23 at Providence (Toporowski, 5-3 L)
SCORED SHORTHANDED	4/12/23 vs. Lehigh Valley (6-4 W)	3/8/23 at Charlotte (Hutton, 3-2 W)
ALLOWED SHORTHANDED GOAL	2/26/23 vs. Lehigh Valley (Brooks, 4-3 L)	3/24/23 at Belleville (Lucchini, 5-2 W)
WON WHEN OUTSHOT	4/14/23 vs. Hershey (36-24, 5-1 W)	3/22/23 at Laval (45-37, 5-3 W)
LOST WHEN OUTSHOOTING OPP	4/2/23 vs. Lehigh Valley (28-25, 3-2 L)	3/29/23 at Hartford (30-28, 4-1 L)
WON WHEN TRAILING AFTER 2ND	2/18/23 vs. Springfield (5-4 OTW)	1/13/23 at Lehigh Valley (4-3 OTW)
LOST WHEN LEADING AFTER 2ND	2/26/23 vs. Lehigh Valley (4-3 L)	4/15/23 at Providence (5-3 L)
SCORED AN EMPTY NET GOAL	4/14/23 vs. Hershey (Durandeanu, 5-1 W)	3/24/23 at Belleville (Durandeanu, 5-2 W)
ALLOWED AN EMPTY NET GOAL	2/25/23 vs. Charlotte (Mayhew, 5-2 L)	4/15/23 at Providence (Lysell, 5-3 L)
SCORED ON REG. PENALTY SHOT	2/26/23 vs. Lehigh Valley (Iskhakov vs. Ersson, 4-3 L)	10/6/19 at Hartford (Lorito vs. Huska, 4-3 OTL)
ALLOWED A REG. PENALTY SHOT	11/2/19 vs. Lehigh Valley (Crisuolo vs. Gibson, 3-2 L)	3/16/22 at Springfield (Neal vs. Schneider, 3-2 OTL)
MISSED A REG. PENALTY SHOT	3/31/21 vs. Providence (Kuhnhackl vs. Swayman, 3-2 OTL)	3/26/22 at Toronto (Kubiak vs. Hutchinson, 5-1 W)
STOPPED A REG. PENALTY SHOT	1/7/23 vs. Providence (Koppanen vs. Skarek, 6-3 L)	3/10/19 at Toronto (Carcone vs. Smith, 3-2 SOW)
RECORDED A HAT TRICK	4/12/23 vs. Lehigh Valley (Terry vs. Ersson, 6-4 W)	11/25/22 at Rochester (Andreoff vs. Subban, 6-5 OTL)
ALLOWED A HAT TRICK	2/18/23 vs. Springfield (Frk vs. Schneider, 5-4 W)	11/25/22 at Rochester (Malone vs. Skarek, 6-5 OTL)
WON A 1-0 GAME	1/20/23 vs. Rochester	11/3/17 at Providence
LOST A 1-0 GAME	11/6/22 vs. Providence	1/15/19 at Charlotte

TEAM CAPTAINS

2001-03	None	2012-13	Colin McDonald
2003-04	Alan Letang		Matt Watkins
2004-05	Keith Aldridge	2013-14	Chris Bruton
	Richard Seeley	2014-15	Aaron Ness
	Ed Campbell	2015-19	Ben Holmstrom
2006-11	Mark Wotton	2018-20	Kyle Burroughs
2011-12	Jeremy Colliton	2020-23	Seth Helgeson



THIS DATE IN BRIDGEPORT ISLANDERS (SOUND TIGERS) HISTORY

- MAR. 28, 2000** The American Hockey League awards a franchise to Bridgeport, with the team to begin play in the 2001-02 season
- SEPT. 20, 2000** The Bridgeport franchise adopts the name "Sound Tigers"
- JUN. 27, 2001** The Sound Tigers inaugural jerseys are unveiled
- JUL. 26, 2001** Steve Stirling is named the first head coach of the Sound Tigers
- AUG. 23, 2001** The Sound Tigers name the Trenton Titans as their ECHL affiliate
- OCT. 5, 2001** The Sound Tigers play their first game in Rochester against the Americans. Dave Morisset scores the first goal in franchise history and goalie Rick DiPietro earns a 3-0 shutout.
- OCT. 10, 2001** The Sound Tigers play their first home game at Arena at Harbor Yard against the Philadelphia Phantoms. The Phantoms win 4-1
- OCT. 12, 2001** The Sound Tigers play their first game against their Connecticut rival, the Hartford Wolf Pack, and record their first home victory, 6-2
- APR. 14, 2002** The Sound Tigers play their first playoff game and defeat the Manitoba Moose 5-0
- MAY-JUN., 2002** The Sound Tigers win the Eastern Conference Finals over the Hamilton Bulldogs, before being defeated by the Chicago Wolves in the Calder Cup Finals
- JAN. 4, 2003** The Sound Tigers host one of their biggest crowds in team history when 8,183 fans filled Arena at Harbor Yard to see the Sound Tigers take on the Hartford Wolf Pack
- APR. 18, 2003** The Sound Tigers complete a sweep of the Manchester Monarchs in the first round of the Eastern Conference Quarterfinals
- JUN. 3, 2003** Steve Stirling is promoted to Head Coach of the New York Islanders; The Sound Tigers name Greg Cronin Head Coach
- OCT. 6, 2003** Alan Letang is named the first team captain in Sound Tigers history
- OCT. 12, 2003** Goalie Wade Dubielewicz makes his professional debut against the Philadelphia Phantoms in a losing effort, 3-1
- OCT. 26, 2003** Dubielewicz collects his first pro win against the Wilkes-Barre/Scranton Penguins, 4-1 and the team continued on a 20-game unbeaten streak
- JUL. 7, 2004** Owner Roy Boe is awarded the Thomas Ebright Award for contributions to the AHL
- JUL. 22, 2004** The New York Islanders purchase Bridgeport's AHL franchise rights, taking control of their minor league affiliate
- OCT. 13, 2004** The Sound Tigers name Keith Aldridge team captain and Ryan Kraft and Jody Robinson Assistant Captains.
- OCT. 16, 2004** The Sound Tigers open their season for the first time at home against the Albany River Rats, winning the game 4-1
- NOV. 6, 2004** The Sound Tigers name Richard Seeley captain
- DEC. 3, 2004** After one of the ugliest brawls in team history, the Sound Tigers go on to defeat the Wilkes-Barre/Scranton Penguins 4-3 on two third-period goals by Rob Collins
- DEC. 23, 2004** The Sound Tigers force overtime with 0.1 seconds remaining in the third period on a goal by Steve Regier, then win the game in a shootout over the Philadelphia Phantoms
- FEB. 17, 2005** The NHL season is cancelled due to lockout
- FEB. 19, 2005** The Sound Tigers play their first home game in history at Nassau Coliseum in front of a team record 16,297 fans. The Sound Tigers win 3-2 over the Wilkes-Barre/Scranton Penguins
- MAR. 15, 2005** Ed Campbell is named team captain of the Sound Tigers
- APR. 12, 2005** Coach Greg Cronin steps down as the head coach of the Sound Tigers to become the new Head Coach at Northeastern University
- JUN. 29, 2005** Dave Baseggio is promoted to head coach of the Sound Tigers
- AUG. 4-8, 2005** The Sound Tigers name Pat Bingham and Lane Lambert assistant coaches
- AUG. 10, 2005** Charles B. Wang names Howard Saffan Team President of the Sound Tigers
- OCT. 4, 2005** Kevin Colley is named the captain of the Sound Tigers
- DEC. 21, 2005** The Sound Tigers beat the undefeated Wilkes-Barre/Scranton Penguins (14-0-0-1) 2-1 on two third period goals by Jeremy Colliton and Steve Regier
- JAN. 6, 2006** Sean Bergenheim scores a goal with a second remaining to force overtime and a shootout, which the Sound Tigers win against the Hershey Bears
- FEB. 4, 2006** Garth Snow makes a conditioning appearance with the Sound Tigers, winning 4-1 over the Providence Bruins
- APR. 13, 2006** The Sound Tigers clinch a 2006 Calder Cup playoff berth, but are knocked out in the first round by the Wilkes-Barre/Scranton Penguins in a seven-game series
- JUL. 17, 2006** Dan Marshall is named the head coach of the Sound Tigers; Jack Capuano and Joe Ferras are named the assistants
- JUL. 31, 2006** The Pensacola Ice Pilots of the ECHL are named the top affiliate of the Sound Tigers
- AUG. 8, 2006** The Sound Tigers unveil new uniforms that match the Islanders' orange and blue colors



THIS DATE IN BRIDGEPORT ISLANDERS (SOUND TIGERS) HISTORY (continued)

- AUG. 14, 2006** Bernie Cassell is formally hired by the Sound Tigers as an assistant coach after serving as a part-time skills and conditioning coach for the prior three seasons
- OCT. 8, 2006** Defenseman Mark Wotton is named team captain and the Sound Tigers win their season opener in Binghamton against the Senators 5-3
- OCT. 25, 2006** Eric Boguniecki is acquired in a trade from the Columbus Blue Jackets in exchange for Ryan Caldwell
- NOV. 20, 2006** Robert Nilsson is named AHL Player of the Week for scoring four goals and three assists in seven games for the week ending on November 19
- DEC. 17, 2006** Allan Rourke scores against the Norfolk Admirals, setting off the second annual Teddy Bear Toss where all stuffed animals are donated to local charities and hospitals
- JAN. 14, 2007** Sound Tigers host "New Haven Nighthawks Reunion," welcoming back Nighthawk players with an on-ice ceremony
- JAN. 15, 2007** Frans Nielsen ties the Sound Tigers team record by registering at least one point in 12 consecutive games
- JAN. 29, 2007** Wade Dubielewicz makes his second appearance as an AHL All-Star. He plays for Team Canada during the second period, making 11 saves on 13 shots
- FEB. 9, 2007** Wade Dubielewicz sets a team record for most saves in a game with 52 in the Sound Tigers 4-2 victory over the Hershey Bears
- MAR. 11, 2007** Eric Boguniecki scores a hat-trick against the Hershey Bears in the Sound Tigers 5-4 victory
- MAR. 12, 2007** Eric Boguniecki is named the AHL Player of the Week for the period ending March 11, after registering four goals and five assists in three games during the week
- APR. 5, 2007** Mark Wotton is named the Sound Tigers Man of the Year by the AHL
- APR. 30, 2007** Jack Capuano is promoted to Head Coach of the Sound Tigers
- MAY 22, 2007** The Islanders sign an affiliation agreement with the Utah Grizzlies (ECHL)
- OCT. 5, 2007** The Sound Tigers name Jeff Tambellini and Tim Jackman assistant captains
- DEC. 6, 2007** The Sound Tigers launch Sound TigersTV, a video portal modeled after the Islanders portal
- DEC. 31, 2007** Jeff Tambellini is named AHL Player of the Week by the AHL
- JAN. 11, 2008** Kyle Okposo makes his professional debut in Binghamton against the Senators, scoring two assists in a 3-2 loss
- JAN. 29, 2008** Jeff Tambellini scored a goal in Team Canada's 9-8 victory in the AHL All-Star game in Binghamton, NY
- MAR. 3, 2008** Trevor Smith is named the AHL Rookie of the Month for the month of February
- MAR. 27, 2008** Pascal Morency is awarded the Sound Tigers league representative Man of the Year Award
- APR. 4, 2008** Jeff Tambellini scores five points against the Philadelphia Phantoms, including the game-winning overtime tally to win the game for the Sound Tigers 6-5. He also eclipsed Trent Hunter's team record of 72 points in a season during the game
- APR. 7, 2008** Jeff Tambellini is named AHL Player of the Week by the AHL
- AUG. 11, 2008** The Islanders sign an affiliation agreement with the Odessa Jackalopes (CHL)
- MAR. 22, 2009** The Sound Tigers surpass their former record of 43 wins in a season. They would complete the season with 49 victories
- MAR. 26, 2009** Pascal Morency is awarded the Sound Tigers league representative Man of the Year Award for the second straight year
- APR. 17, 2009** The Sound Tigers open the 2009 Calder Cup Playoffs at Nassau Coliseum for Game 1
- JUL. 7, 2009** The Sound Tigers move to the Atlantic Division after competing in the East Division for the first eight years of the team's existence
- FEB. 13, 2010** Greg Mauldin ties the franchise single-game record for points and assists with five (1g/4a) in a 6-4 win over the Hartford Wolf Pack
- MAR. 27, 2010** Mark Wotton plays in his 291st game for the Sound Tigers, passing Steve Regier for most regular season games played in Sound Tigers history
- APR. 10, 2010** Captain Mark Wotton plays in his 1000th North American professional game, a 2-0 win, which clinched a playoff berth for the second consecutive season
- JUL. 27, 2010** The Islanders sign an affiliation agreement with the Kalamazoo Wings (ECHL)
- NOV. 15, 2010** Jack Capuano is promoted to head coach of the Islanders. Assistant coach Pat Bingham is named the sixth coach in Sound Tigers history
- NOV. 26, 2010** The Sound Tigers defeat the Hartford Wolf Pack 4-3 in Hartford's final game before changing their name to the Connecticut Whale.
- DEC. 10, 2010** Mark Wotton is named Captain of the 2011 AHL Eastern Conference All-Star Team
- JAN. 11, 2011** Rhett Rakhshani is named to the 2011 AHL Eastern Conference All-Star Team
- FEB. 21, 2011** David Ullstrom is named the AHL Player of the Week for Feb. 14-20, recording six goals in three games
- MAR. 25, 2011** Jeremy Colliton becomes the Sound Tigers all-time leading scorer with a four-assist performance in a 5-1 win at Portland



THIS DATE IN BRIDGEPORT ISLANDERS (SOUND TIGERS) HISTORY (continued)

- APR. 5, 2011** Rheett Rakhshani sets a Sound Tigers record for fastest hat trick, recording three goals in a 1:59 span during a 6-2 win over the Springfield Falcons
- APR. 28, 2011** Islanders owner Charles Wang and Sound Tigers president Howard Saffan hold a press conference at Webster Bank Arena to announce the creation of Harbor Yard Sports and Entertainment, LLC, managed by the Islanders and Sound Tigers. The new company assumes the day-to-day operations of Webster Bank Arena
- JUN. 28, 2011** Brent Thompson is named the seventh Head Coach in Sound Tigers history
- JUL. 5, 2011** The AHL announces a new divisional alignment. The Sound Tigers join the newly formed Northeast Division with Adirondack, Albany, Connecticut and Springfield
- JUL. 12, 2011** Former Sound Tiger/Islander and West Haven, Conn. native Eric Boguniecki is named Assistant Coach
- OCT 6, 2011** Jeremy Colliton is named the seventh captain in Sound Tigers history
- OCT 15, 2011** Jeremy Colliton becomes the Sound Tigers all-time leader in assists, with an assist in a 5-4 shootout win over Connecticut
- NOV 18, 2011** David Ullstrom extends his goal streak to seven games, a Sound Tigers record, with two goals against Connecticut
- JAN 2-7, 2012** Kevin Poulin sets a Sound Tigers record with three-straight shutouts before allowing a goal in the second period of 3-2 shootout win in Providence on Jan. 8. Poulin's shutout streak of 221:54 falls less than 40 minutes short of Johnny Bauer's AHL record
- JAN 4, 2012** Calvin de Haan is selected to represent the Sound Tigers at the 2012 AHL All-Star Classic in Atlantic City, NJ. Casey Cizikas was later named as de Haan's replacement due to injury
- JAN 8, 2012** Kevin Poulin is named the AHL Player of the Week for the week of Jan 2-8
- JAN 28, 2012** The Sound Tigers finish January with a 10-0-1 record and set a team record with seven straight road wins
- FEB 11, 2012** Micheal Haley nets his first AHL hat trick and the Sound Tigers defeat the Springfield Falcons 8-1 at Webster Bank Arena, setting a team record for most goals scored in one game
- FEB 25, 2012** Jeremy Colliton scores the eventual game-winning goal with 7:39 left in regulation of a 5-4 victory over the Providence Bruins, giving him his 200th career AHL point
- APR 13, 2012** The Sound Tigers clinch the Northeast Division title and their first division crown in a decade as Kevin Poulin makes 46 saves and the Sound Tigers beat the Providence Bruins 4-1 at the Dunkin' Donuts Center
- OCT 12, 2012** Six different Sound Tigers have multi-point showings as Bridgeport scores five times in the second period to defeat the Connecticut Whale 6-4 at XL Center in Hartford on opening night of the 2012-13 campaign
- NOV 3-4, 2012** The Sound Tigers host two games free of charge at Webster Bank Arena for all Connecticut residents in the wake of Hurricane Sandy and announce crowds of 8,525 for both games, marking the largest attendances in Sound Tigers history
- DEC 7, 2012** Wethersfield, Conn. native Colin McDonald is named the eighth captain in Sound Tigers history
- DEC 22, 2012** The 20 players in the Sound Tigers lineup vs. Adirondack at Webster Bank Arena honor the 20 children who lost their lives in the Sandy Hook Elementary School tragedy by each wearing the last name of one of the victims in place of their own. It's the last time the Sound Tigers wear their alternate black jerseys; the Sound Tigers also commemorate those who were affected by the tragedy by wearing ribbons on their jerseys and wearing helmet stickers for the remainder of the season
- FEB 2, 2013** Brock Nelson records his first pro hat trick in a 4-1 win vs. Norfolk at Webster Bank Arena
- FEB 22, 2013** Matt Watkins is named the ninth captain in team history, filling the void left by Colin McDonald who was recalled by the Islanders in January
- MAR 17, 2013** Rick DiPietro makes 33 saves in a 2-0 win vs. Albany, his first AHL shutout in over 10 years
- APR 2, 2013** Islanders 2011 fifth overall pick Ryan Strome scores on his first professional shot and assists on Long Island native Joey Diamond's game-winning goal as the Sound Tigers beat the Worcester Sharks 4-2 at DCU Center
- APR 4, 2013** In the Bridgeport Sound Tigers' 1000th game as a franchise (including playoff games), Matt Donovan becomes the first Sound Tigers defenseman to record four points in a game with one goal and three assists in a 6-3 win vs. Worcester at Webster Bank Arena
- OCT 5, 2013** Chris Bruton is named the 10th captain in Sound Tigers history
- NOV 2, 2013** Forward Ryan Strome is named CCM/AHL Rookie of the Month for November 2013. Strome tallies 15 points (five goals, 10 assists) in 12 games, including a franchise record-tying five point performance in a 7-1 win over Worcester on Nov. 1
- Feb 12, 2014** Ryan Strome scores two goals for the AHL-All Star Team against Farjestad BK of the Swedish Hockey League
- May 2, 2014** Brent Thompson returns to the Sound Tigers for his second stint as head coach after two seasons as Islanders assistant coach
- OCT 7, 2014** Aaron Ness is named the 11th team captain in Sound Tigers history
- NOV 8, 2014** The Sound Tigers win their 500th regular season game in team history, scoring a franchise-high six power play goals in a 7-2 win over the Albany Devils
- OCT 8, 2015** Ben Holmstrom is named the 12th team captain in Sound Tigers history
- MAR 6, 2016** Head coach Brent Thompson earned his 100th win behind the Sound Tigers bench



THIS DATE IN BRIDGEPORT ISLANDERS (SOUND TIGERS) HISTORY (continued)

- OCT 15, 2016** Josh Ho-Sang and Devon Toews make their professional debuts in a 2-1 win against the Providence Bruins during the season opener at Webster Bank Arena
- JAN 5, 2017** Devon Toews is selected to represent the Sound Tigers at the 2017 AHL All-Star Classic in Allentown, Penn.
- JAN. 28, 2017** Brent Thompson becomes the Sound Tigers' all-time winningest head coach with his 134th career victory in a 3-2 win against the Lehigh Valley Phantoms
- JAN. 29, 2017** Devon Toews wins the fastest skater competition at the 2017 AHL All-Star Classic in Allentown, Penn. with a lap of 13.478 seconds, the second fastest time ever recorded
- FEB. 19, 2017** Jaroslav Halak sets the Sound Tigers goaltending record for consecutive wins with his 12th straight victory
- MAR. 1, 2017** Joshua Ho-Sang is named CCM/AHL Rookie of the Month for February 2017. Ho-Sang scored five goals and added 10 assists for 15 points while registering a plus-9 rating in just 12 games
- APR. 5, 2017** Devon Toews is named to the AHL's All-Rookie Team
- AUG. 23, 2017** Chris Terreri is named Sound Tigers goalie coach
- OCT. 7, 2017** Mitch Vande Sompel and Scott Ensor make their professional debuts in a 2-1 loss against the Binghamton Devils during the season opener in Binghamton, N.Y.
- NOV. 5, 2017** Sebastian Aho becomes the first Sound Tigers defenseman to ever record a hat trick in a 6-0 win at the Providence Bruins
- JAN. 4, 2018** Tanner Fritz and Sebastian Aho are selected to represent Bridgeport at the 2018 AHL All-Star Classic in Utica, N.Y. (did not play due to call-ups with the New York Islanders)
- JAN. 25, 2018** Christopher Gibson and Mitch Vande Sompel added to the playing roster for the 2018 AHL All-Star Classic in Utica, N.Y. (replacing Tanner Fritz and Sebastian Aho)
- MAR. 15, 2018** Travis St. Denis becomes the fifth Sound Tiger to score five points in a single game (3g, 2a)
- OCT. 6, 2018** Kieffer Bellows makes his professional debut and scores his first goal in a 6-3 loss to the Lehigh Valley Phantoms during the season opener in Allentown, PA
- DEC. 14, 2018** Michael Dal Colle scores his first professional hat trick and overtime-winning goal against the Providence Bruins
- DEC. 17, 2018** Michael Dal Colle is named CCM/AHL Player of the Week. He scored five goals on five shots in two games, including a hat trick and overtime goal
- DEC. 27, 2018** The Sound Tigers set a new franchise record for consecutive home games with at least one point (15), going 12-0-2-1 from Oct. 14, 2018 through Dec. 27, 2018
- JAN. 3, 2019** Michael Dal Colle and Sebastian Aho are selected to represent Bridgeport at the 2019 AHL All-Star Classic in Springfield, Mass.
- FEB. 17, 2019** Josh Ho-Sang becomes the sixth Sound Tiger to score five points in a single game (3g, 2a)
- FEB. 18, 2019** Josh Ho-Sang is named CCM/AHL Player of the Week. He scored four goals and added two assists for six points in two games
- FEB. 21, 2019** Webster Bank Arena announces that Oak View Group Facilities (OVG) will operate the arena on behalf of Harbor Yard Sports and Entertainment LLC, a subsidiary of the New York Islanders that operates the arena pursuant to an agreement with the City of Bridgeport. Matt Herpich is named General Manager of Webster Bank Arena
- MAR. 27, 2019** The Sound Tigers play their 1,400th game in franchise history
- APR. 2, 2019** Oliver Wahlstrom makes his professional debut in a 3-1 loss to the Wilkes-Barre/Scranton Penguins at Webster Bank Arena
- APR. 6, 2019** Oliver Wahlstrom becomes the youngest Sound Tiger to score a goal when he beats Providence's Dan Vladar in just his second game
- APR. 13, 2019** The Sound Tigers clinch home ice in a playoff series for the first time since 2006 with a 5-2 win in their regular-season finale against the Wilkes-Barre/Scranton Penguins
- OCT. 1, 2019** Brent Rossi named Sound Tigers President of Business Operations, taking over for Michael Picker who retired
- DEC. 28, 2019** Kieffer Bellows scores first professional hat trick in a 4-3 overtime loss to Springfield
- JAN. 3, 2020** Sebastian Aho selected to a record third-straight AHL All-Star appearance, representing Bridgeport in the 2020 league showcase in Ontario, Calif.
- JAN. 12, 2020** Otto Koivula scores first professional hat trick in a 6-4 win against Laval
- JAN. 24, 2020** Brent Thompson works his 500th game as an AHL/Sound Tigers head coach
- MAR. 12, 2020** The American Hockey League announces the postponement of the 2019-20 season due to the Coronavirus (COVID-19) pandemic, pausing the Sound Tigers season after just 63 games
- MAY 11, 2020** The American Hockey League officially cancels the remainder of the 2019-20 regular season and 2020 Calder Cup Playoffs due to the Coronavirus (COVID-19) pandemic
- DEC. 30, 2020** The American Hockey League Board of Governors approves the structural framework for a shortened 2020-21 season to begin on Feb. 5, 2021
- JAN. 4, 2021** The American Hockey League announces that the 2020-21 season will feature 28 teams and a revised divisional alignment, placing Bridgeport in a three-team division with Hartford and Providence. Three teams (Charlotte, Springfield and Milwaukee) will not play
- JAN. 22, 2021** The American Hockey League announces its 2020-21 regular-season schedule. Bridgeport to play 24 games against two opponents (12 games against Hartford and 12 games against Providence), beginning Feb. 5th at the New England Sports Center in Marlborough, Mass., where Providence relocated for the season



THIS DATE IN BRIDGEPORT ISLANDERS (SOUND TIGERS) HISTORY (continued)

- MAY 10, 2021** The New York Islanders announce that their top minor league affiliate has been renamed the Bridgeport Islanders. The new logo features an iconic mark for the team's future. The strong letter "B" recognizes the great city of Bridgeport. The stick, which forms the letter "B" has the parent Islanders "NY" logo as the tape on the blade, a subtle nod to the affiliation between the two clubs. The iconic Islanders blue and orange colors remain the same.
- MAY 26, 2021** Samuel Bolduc is named to the 2020-21 Atlantic Division All-Star Team, as voted by AHL coaches, players and media in each of the league's 28 active member cities
- AUG. 3, 2021** Rick Kowalsky is named Assistant Coach
- OCT. 23, 2021** Robin Salo scores his first AHL goal in overtime to lift Bridgeport to a 4-3 win in its 2021-22 home opener. It was the first home game with fans in attendance (3,460) since Mar. 11, 2020 and also the first home game since the Bridgeport Islanders rebrand.
- FEB. 1, 2022** Jakub Skarek named AHL Goaltender of the Month for January 2022, going 5-0-2 with a 1.98 goals-against-average and .935 save percentage in eight appearances
- MAR. 7, 2022** The Bridgeport Islanders and Harbor Yard Sports and Entertainment announce they have entered into a 10-year naming rights agreement with Milford-based regional home financing leader Total Mortgage. The deal will rename the 10,000-seat sports and entertainment venue in Bridgeport, CT as Total Mortgage Arena.
- MAR. 13, 2022** Brent Thompson works his 600th game as Head Coach in Bridgeport
- APR. 22, 2022** Bridgeport clinches a berth in the 2022 Calder Cup Playoffs with a 4-2 win against the Springfield Thunderbirds at home
- MAY 4, 2022** Bridgeport wins its first playoff series since 2003, sweeping the Providence Bruins in a best-of-three first round series. Aatu Raty scores the game-winning goal in overtime for his first goal in North America
- NOV. 1, 2022** Brent Thompson becomes the 22nd AHL head coach to win 300 games with a 4-3 shootout victory against the Charlotte Checkers
- NOV. 1, 2022** Ruslan Iskhakov named AHL Rookie of the Month for October 2022, recording four goals and seven assists for 11 points in seven games
- NOV. 23, 2022** Bridgeport earns its 100th franchise win against in-state rival Hartford with a 6-3 victory at home
- JAN. 11, 2023** Samuel Bolduc selected to the 2023 AHL All-Star Classic in his hometown of Laval, Que., but did not participate due to a call-up with the New York Islanders
- FEB. 1, 2023** Ruslan Iskhakov added to the Atlantic Division roster for the 2023 AHL All-Star Classic in Laval, Que.
- FEB. 17, 2023** Bridgeport unveils its "Fisherman" third-jersey design, inspired by the New York Islanders' Reverse Retro uniform. They are won for five home games, debuting on Feb. 25.
- APR. 15, 2023** Chris Terry has two assists in the 2022-23 season finale at Providence, setting the franchise record for both points (78) and assists (51) in a single season. His first assist in the game set up Andy Andreoff, who scored his AHL-leading 37th goal of the season. Andreoff became the first Bridgeport player to win the AHL's Willie Marshall Award (league's leading goal scorer) since Jeff Hamilton in 2003-04.
- APR. 17, 2023** Chris Terry named AHL Player of the Week for Apr. 10 - Apr. 16, recording four goals and six assists for 10 points in three games
- JUL. 11, 2023** Brent Thompson is hired by the Anaheim Ducks as Assistant Coach, departing the organization as Bridgeport's all-time winningest head coach (328)
- JUL. 13, 2023** Rick Kowalsky is named ninth Head Coach in team history



ALL-TIME PLAYOFF POINTS LEADERS

PLAYER	GP	G	A	PTS	SEASONS
1. Trent Hunter	26	15	15	30	01-03
2. Jason Krog	20	10	13	23	01-02
3. Juraj Kolnik	20	7	14	21	01-02
4. Justin Mapletoft	27	8	12	20	01-03
5. Raffi Torres	20	8	9	17	01-02

YEAR-BY-YEAR CALDER CUP RECORDS

SEASON	OPPONENT	ROUND	W	L	WINNER
2001-02	Manitoba	CQF	3	1	Sound Tigers
	St. John's	CSF	4	0	Sound Tigers
	Hamilton	CF	4	3	Sound Tigers
	Chicago	F	1	4	Chicago
2002-03	Manchester	CQF	3	0	Sound Tigers
	Binghamton	CSF	2	4	Binghamton
2003-04	WB/Scranton	DSF	3	4	WB/Scranton
2004-05	DID NOT QUALIFY				
2005-06	WB/Scranton	DSF	3	4	WB/Scranton
2006-07	DID NOT QUALIFY				
2007-08	DID NOT QUALIFY				
2008-09	WB/Scranton	DSF	1	4	WB/Scranton
2009-10	Hershey	DSF	1	4	Hershey
2010-11	DID NOT QUALIFY				
2011-12	Hartford	CQF	0	3	Connecticut
2012-13	DID NOT QUALIFY				
2013-14	DID NOT QUALIFY				
2014-15	DID NOT QUALIFY				
2015-16	Toronto	DSF	0	3	Toronto
2016-17	DID NOT QUALIFY				
2017-18	DID NOT QUALIFY				
2018-19	Hershey	DSF	2	3	Hershey
2019-20	PLAYOFFS CANCELLED				
2020-21	NO PLAYOFFS (COVID-19)				
2021-22	Providence	DQF	2	0	Islanders
	Charlotte	DSF	1	3	Charlotte
2022-23	DID NOT QUALIFY				

ALL-TIME PLAYOFF INDIVIDUAL RECORDS

PLAYERS		
Most points in one playoff	Jason Krog (2002)	23
Most points in one playoff game	last: Austin Czarnik (2022)	4
Most goals in one playoff	Jason Krog (2002)	10
Most goals in one playoff game	Jason Krog (2002)	3
Most assists in one playoff	Juraj Kolnik (2002)	14
Most assists in one playoff game	last: Austin Czarnik (2022)	3
Most playoff games played	Justin Mapletoft	27

GOALTENDERS

Most playoff appearances all-time	Rick DiPietro	25
Most wins in one playoff	Rick DiPietro (2002)	12
Most losses in one playoff	Rick DiPietro (2002)	8
Most shutouts in one playoff	Rick DiPietro (2002)	3
Lowest GAA in a playoff	Rick DiPietro (2003)	2.01
Highest SV% in a playoff	Wade Dubielewicz (2006)	.933

PLAYOFF FACTS

Playoffs participated in	10
Number of individual series won	5
Number of individual series lost	10
Total number of playoff games played	70
Games won	30
Games lost	40
Number of overtime games	24
Overtime games won	10
Overtime games lost	14
Calder Cup Championships	0
Conference Championships	1 (2002)
Shutouts	4
Shutouts by opponents	9



ALL-TIME NUMERICAL ROSTER

#1

Rick DiPietro
Dan Lombard*
Peter Mannino
Mikko Koskinen
Philippe Trudeau
C.J. Motte
Parker Milner
Francis Marotte
Cory Schneider
Jakub Skarek

#2

Ray Giroux
Cole Jarrett
Mike Jarmuth
T.J. Kemp
Kevin Mitchell
Nick Martens
Andrew MacDonald
Aaron Johnson
Jeff Dwyer
Dylan Reese
Dallas Jackson
Riley Wetmore
Guy Leboeuf
Mike Dalhuisen
Jesse Graham
Seth Helgeson

#3

Ray Schultz
Daniel Tetrault
Aaron Power
Randy Perry
Nic Bilotto
Vince Macri
Jeff State
Chris Barr
Denis Grebeshkov
Jamie Fraser
Michael Davies
Travis Hamonic
Andrey Pedan
Matt Carkner
Jon Landry
Patrick Cullity
Chris Casto
Thomas Hickey
Samuel Bolduc

#4

Ray Schultz
Jody Robinson
Joel Bouchard
Dustin Kohn
Mark Wotton
Scott Campbell
Mike Cornell
Kyle Burroughs
Adam Pelech
Mitch Vande Sompel
Dennis Cholowski

#5

Marko Kiprusoff
Chris Aldous
Daniel Tetrault
Jean-Francois David
Mike Gaffney
Keith Aldridge
Paul Flache
Rick Berry
Dustin Kohn
Jon Gleed
Dustin Kohn
Jamie Fritsch
Blair Riley
Jack Combs

Mike Keenan
Mark Nemecek
Matt Lashoff

#6

Mike Banwell
Joel Broda
Ryan Pulock
Ken Sutton
Martin Kariya
Jody Robinson
Joel Bouchard
Stephen Wood
Matthew Spiller
Jesse Joensuu
Ty Wishart
Andre Benoit
Yannick Rathgeb
Mike Cornell
Vincent Sevigny

#7

Dick Tarnstrom
Marco Charpentier
Mat Snesrud
Eric Manlow
Derek Edwardson
Nathan Gillies
Vince Macri
Jeff Tambellini
James Sixsmith
Jordan Hart
Robin Figren
Justin DiBenedetto
Tony Romano
Dan Kissel
Tyler Rueggsegger
Jon Landry
Scooter Vaughan
Parker Wotherspoon
Devon Toews
Chris Bourque
Grant Hutton

#8

Peter Mika
Doug Nolan
Mat Snesrud
Scott Ricci
Tomi Pettinen
Jim Campbell
Cole Jarrett
Bruno Gervais
Ryan Kinasevich
Brett Pilkington
Justin Bourne
Jean Desrochers
Tomas Marcinko
Greg Moore
Tony Romano
Dustin Friesen
Wes O'Neill
Riley Emmerson
Brian Day
Nathan McIver
Josh Holmstrom
Sean Escobedo
Matt Mangene
Josh Holmstrom
Griffin Reinhart
Kyle Burroughs
Bode Wilde
Paul LaDue

#9

Blaine Down
Tomi Pettinen
Jeff Miles
Jeff Tambellini
Robert Nilsson

Ben Walter
Justin DiBenedetto
Sean Wiles
Ben Rosen
Anders Lee
Joe Whitney

#10

Bob Lachance
Ted Donato
Raffi Torres
Mike Souza
Sean Bergenheim
Jamie Johnson
Sean Bentivoglio
Tyler Haskins
Rhett Rakhshani
Daniel Maggio
Scott Mayfield
Ryan Bourque
Kyle MacLean

#11

Mattias Weinhandl
J.F. Caudron
Wes Goldie
Mike Bayrack
John Morlang
Vince Macri
Jeff Hutchins
Ian Manzano
Robert Nilsson
Chris Campoli
Matt Reid
Rob Rankin
James Sixsmith
Andrew MacDonald
Tyler Haskins
Rob Hennigar
Robin Figren
Jake Gannon
Josh Bailey
Casey Cizikas
Andrew Clark
Jon Sim
Peter Clark
Chris Langkow
Tanner Fritz
Austin Czarnik
Hudson Fasching

#12

Juraj Kolnik
Radek Martinek
Kevin Mitchell
J.F. Caudron
Marco Charpentier
Cail MacLean
Bruno Gervais
Tomas Malec
Scott Burt
Tyler Haskins
Kyle Okposo
Mark Flood
Tomas Marcinko
Calvin de Haan
C.J. Stretch
Josh Holmstrom
Otto Koivu
A.J. Greer

#13

Blake Bellefeuille
Mike Bayrack
Jason Guerriero
Mike Omiccioli
Todd Griffith
Nick Martens
Mark Parrish
Victor Bartley

Justin Taylor
Dustin Friesen
Brett Gallant
Scott Howes
Colin McDonald
Jesse Root
Stephen Gionta
Brett Neumann

#14

Alexander Kharitonov
Matt Libby
Marco Charpentier
Martin Chabada
Chris Lynch
Sean Bergenheim
Chris Campoli
Scott Ford
Peter Tormey
Blake Comeau
Sean Bentivoglio
Brady Leisenring
Justin Taylor
Tyler McNeely
Matt Watkins
Greg Miller
Joey Martin
Brant Harris
Justin Courtall
Kane Lafranchise
Tom Kuhnackl
Matt Lorito
Jordan Schmaltz
Bobo Carpenter
Andy Andreoff

#15

Ben Guite
John Morlang
Masi Marjamaki
Joe Rullier
Andy Sertich
Tony Romano
Greg Moore
Dylan Reese
Jean Bourbeau
Jon Landry
Ty Wishart
Steve Oleksy
Marc Cantin
Loic Leduc
Stephen Gionta
Kieffer Bellows
Simon Holmstrom
Matthew Maggio

#16

Raffi Torres
Kevin Colley
Tim Jackman
Mike Sillinger
Joel Rechlicz
Jon Sim
Tomas Marcinko
Sean Backman
Chris Bruton
Harry Zolnierczyk
Kyle Schemp
Mike Siso
Oliver Wahlstrom
Andrew Ladd
Terry Broadhurst
Richard Panik
Aatu Raty

#17

Marco Charpentier
Matt Higgins
Justin Papineau
Jason Pitton

Shawn Bates
Jeremy Reich
Matt Martin
Rob Schremp
Brandon Svendsen
Mike Sgroi
Max MacKay
Jake Newton
Matt Lowry
Nick Larson
Colton Gillies
Michael Dal Colle
Nick Schilkey
Felix Bibeau
Cole Coskey
Ruslan Iskhakov

#18

Graham Belak
Tomi Pettinen
Jeff Hamilton
Ken Magowan
Micheal Haley
Jesse Joensuu
Chad Costello
Ryan Strome
Justin Florek
Andrew Rowe
John Stevens
Cal Clutterbuck
Erik Brown

#19

Ben Guite
Ryan Gillis
Konstantin Kalmikov
Rob Collins
Luciano Aquino
Gregg Johnson
Scott Ford
Bobby Hughes
Jean Bourbeau
Rhett Rakhshani
Chris Blight
Chris Barton
Andrey Pedan
Riley Wetmore
Jason Bast
Cam Reid
Jack MacLellan
Tanner Eberle
Taylor Beck
Michael Dal Colle

#20

Jerry Adduono
Steve Webb
Luciano Aquino
Ryan O'Marra
Andy Sertich
Dennis Packard
Jon Gleed
Ryan Duncan
Justin DiBenedetto
Greg Mauldin
Eric Castonguay
Jean Bourbeau
Matt Campanale
Kael Mouillierat
Blair Riley
Jeremy Langlois
Jesse Graham
Dustin Jeffrey
Jared Gomes
Carter Verhaeghe
Scott Ensor
Kieffer Bellows
Dmytro Timashov
Anatolii Golyshev



ALL-TIME NUMERICAL ROSTER (CONT.)

Will Cullen
Travis Mitchell

#21

Trent Hunter
Ryan Caldwell
Jeremy Colliton
James Sixsmith
Riley Wetmore
Dallas Jackson
Mathieu Coderre-Gagnon
Kael Mouillierat
Ben Holmstrom
Cole Bardreau

#22

Dustin Wood
Daniel Tkaczuk
Preston Mizzi
Vince Macri
Jason Sessa
Jean Desrochers
Joe Tallari
Colton Fretter
Dennis Packard
Anton Klementyev
Chris Langkow
Jordie Johnston
Nino Niederreiter
Alan Quine

#23

David Morisset
Marco Charpentier
Konrad McKay
Tyler Renette
Derek Bekar
Brett Nowak
Ed Campbell
Jeff Szwed
Tim Sestito
Jeremy Colliton
Brandon Nolan
Trevor Smith
Keith Johnson
Robin Figren
Wes Cunningham
Brandon Gentile
John Persson
James Wright

#24

Branislav Mezei
Kevin Bolibruck
Doug Schmidt
Jody Robinson
Luke Curtin
Matt Koalska
Derek Edwardson
Peter MacArthur
Chris Lee
Brett Westgarth
Brett Motherwell
David Ullstrom
Sean Wiles
Dimitry Antipin
Kevin Czuczman
Travis St. Denis
Blade Jenkins

#25

Dave Karpa
Tomi Pettinen
Ryan Kinasewich

Tyler Mosienko
Joe Callahan
Mike Radja
Brett Motherwell
Nino Niederreiter
Jordan Hill
Adam Brace
Justin Mercier
Justin Hickman
Peter Boyd
Ben Rosen
Colin Markison
Casey Bailey
Devon Toews
Andrew Ladd
Mason Jobst
Chris Terry

#26

Justin Mapletoft
Allan Rourke
Peter Ferraro
Jon Gleed
Rob Hisey
Mike Halm
Marc-Andre Cliche
Joshua Ho-Sang
Oliver Wahlstrom
Otto Koivu
Robin Salo

#27

Dusan Salficky
David St. Germain
Brandon Smith
Ryan Kraft
Wyatt Smith
Jeremy Colliton
Darryl Bootland
Matt Keith
Vladimir Nikiforov
Junior Lessard
Matt Martin
Olivier Labelle
Rob Kwiet
Louis Liotti
Steve Tarasuk
Aaron Ness
Justin Vaive
Josh Winquist
Parker Wotherspoon
Aidan Fulp

#28

Jason Krog
Alan Letang
Brendan Yarema
Doug Christiansen
Joe Tallari
Mark Lee
Jean Desrochers
Jason Pitton
Phil Ginand
Trevor Frischmon
Johan Sundstrom
Mike Halm
Kellen Jones
Sebastian Aho
Cole Coskey
Michael Dal Colle
William Dufour

#29

Rick DiPietro
Marco Emond

Scott Stirling
Frederic Cloutier
Petteri Nokelainen
Mitch Fritz
Brock Nelson
Connor Jones
Arnaud Durand

#30

Cody Rudkowsky
Garth Snow
Michael Mole
Riley Gill
Alex Petizian*
Stephen Valiquette*
Joe Fallon
Nick Niedert*
Nick Riopel*
Dan Clarke*
Kenny Reiter
Parker Milner
Jean-Francois Berube
Linus Soderstrom*

#31

Nicholas Bilotto
Wade Dubielewicz
Kent Simpson
Stephon Williams

#32

Chris Armstrong
Alain Nasreddine
Brendan Witt
Anton Klementyev
Russ Sinkewich
Adam Huxley
Joey Diamond
Tyler Barnes
Ross Johnston
David Quenneville
Josh Holmstrom
Cedric Lacroix
Yanick Turcotte
Ross Olsson
Jimmy Lambert

#33

Nick Smith
Patrick Leahy
Matt Eldred
Graham Belak
Joe Dusabek
Ed Campbell
Travis Brigley
Jason Goulet
Eric Boguniecki
Mike Morrison
Tobias Stephan
Kris Mayotte
Scott Munroe
Jeremy Yablonski
Benn Olson
Kevin Moore
David Leggio
Mark Louis
Christopher Gibson
Reece Newkirk

#34

Dieter Kochan
Gregg Naumenko*
Nick Boucher*
Cody Rudkowsky

Eamon McAdam
Ryan Hitchcock
Collin Adams

#35

Stephen Valiquette
Jim Sanca*
Sebastien Laplante*
Scott Stirling
Chris Madden
Billy Thompson
Joey MacDonald
Yann Danis
Brett Abel*
Michael Mole
Kenny Reiter
Stephon Williams
Jeremy Smith
Jakub Skarek
Cory Schneider

#36

Evgeny Korolev
Dustin Wood
Adam Edinger
Chris Thompson
Benn Olson
Tim Wallace
Matthew Pistilli
Jesse Root
Eric Boulton
David Quenneville
Jeff Kubiak

#37

Jim Sanca*
David St. Germain
Scott Stirling
Mattias Timander
Sven Butenschon
Brent Gauvreau
Steve Munn
Doug Christiansen
Sergei Durdin
Johan Halvardsson
Jason Goulet
Steve Crampton
Kip Brennan
Mike Iggulden
Chris Frank
Joe Pereira
Joey Haddad
Dallas Jackson
Marc Cantin
Tyler Gron
Steve Bernier
Felix Bibeau
Jacob Pivonka

#38

Mario Laraque
Doug Christiansen
Allan Rourke
Luke Fulghum
Jack Hillen
Kevin Poulin
Bracken Kearns
Sebastian Aho
Oliver Wahlstrom
Ryan MacKinnon
Erik Brown
Paul Thompson

#39

Steve Regier
Rick DiPietro
Joe Diamond
Patrick Cullity
Alan Quine
Mitch Gillam
Nic Pierog
Ken Appleby

#40

Stephen Valiquette
Jamie Fraser
Mathieu Aubin
Barry Goers
Wes Cunningham
Marc-Olivier Vallerand
Rylan Galiardi
Ethan Cox
Mike Halm
Matt Gaudreau
Justin Danforth

#41

Harlan Pratt
Lance Galbraith
Dyson Stevenson
Calder Brooks
Patrick Cullity
Jaroslav Halak
Mike Cornell
Tom Kuhnhackl
Connor McCarthy
Dmytro Timashov
Nikita Soshnikov

#42

Peter Ferraro
David Desharnais
Tyler Haskins
Alex O'Neil
Brandon DeFazio
Matt Finn
Robert "Bobo" Carpenter
Liam Coughlin
Trevor Cosgrove

#43

Peter Tsimikalis
Chris Lee
Martin Biron
Parker Wotherspoon
Tyler Mueller
Yanick Turcotte

#44

Marko Tuomainen
Sven Butenschon
Jay Leach
Richard Seeley
Drew Fata
Brett Skinner
Vladimir Nikiforov
Joel Rechlicz
Brett Gallant
Grant Hutton
Thomas Hickey
Ryan MacKinnon



ALL-TIME NUMERICAL ROSTER (CONT.)**#45**

Evan Cheverie
Mike Souza
Dustin VanBallegoie
Trevor Smith
Eric Castonguay
Matt Schepke
Art Bidlevskii
Anders Nilsson
Carson McMillan
Taylor Cammarata
Shane Prince
Mason Jobst
Ben Thomson
Christian Krygier

#46

Matt Donovan
Andrew Rowe
Rocco Carzo
John Stevens
Ryan Hitchcock
Bode Wilde

#47

Justin Papineau
Ryan Kraft
Kyle Rank
Tim Wallace

#48

Cameron Wind
Jeff Kubiak

#49

Eric Godard
Joel Martin
Justin Johnson
Sebastian Collberg
Ryan MacKinnon

#50

Evgeny Tunik
Dustin Kohn
Graeme McCormack
Anthony Beauvillier
Evan Buitenhuis*
Jared Coreau
C.J. Motte

#51

Dave Roche
Frans Nielsen
Trevor Gillies
Trent Campbell
Jon Landry
Jason Dale Shayne Neigum
Tanner Fritz
Jake Bischoff
Brant Harris
Yanick Turcotte

#52

Nathan Lawson
Joe Finley
Carter Verhaeghe

#53

Graham Belak

#54

Chris Langkow
Jeff Kubiak

#55

Cam McCaffrey
Pascal Morency
Bryce Aneloski
Darren Nowick

#56

Ross Johnston

#57

Barrett Heisten
Blake Comeau
Matt Mangene

#58

David Masse

#59

Peter Sivak

#60

Kevin Poulin
Christopher Gibson

#61

Justin Mapletoft
Victor Crus Rydberg

#63

Lukas Sutter
C.J. Ludwig

#65

Tomas Marcinko

#70

Kristers Gudlevskis

#71

Sergei Ogorodnikov
Kurtis McLean
Maxime Gratchev
Mark Katic

#72

Jason Clark
Brock Montpetit

#73

Jason Podollan

#74

Anthony Greco

#76

Jeff Hamilton
Mario Lamoureux
Colin Markison

#77

Kirill Kabanov

#81

Ryan Strome

#83

Connor Jones

#88

Ryan Walters
Philip-Michael Devos

#89

Cory Conacher

#90

Kirill Petrov

#91

Olivier Labelle
Pierre Luc-Faubert
Keith Johnson

#96

Pierre Marc-Bouchard





DIRECTIONS TO TOTAL MORTGAGE ARENA

FROM I-95 SOUTHBOUND: I-95 South to Exit 27 (Lafayette Blvd.). Bear left going down ramp. Turn left onto Lafayette. Go under I-95, go one more block and make a left on Allen Street. Take a left at the end of Allen and take your first right (at the light). The Arena is directly on your right.

FROM I-95 NORTHBOUND: I-95 North to Exit 27 (Lafayette Blvd.). At the bottom of the ramp continue straight along South Frontage Road past Lafayette Blvd. The next street is Broad Street. Go through the light and the Arena is in front of you.

FROM THE MERRITT PARKWAY SOUTHBOUND: From the Merritt Parkway, take Exit 52, Route 8 towards Bridgeport. Follow Route 8 to its convergence with Route 25. Follow Routes 8/25 to Exit 1. At the bottom of the ramp go left onto Prospect Street. Go past the State Police barracks and turn right (at 2nd light) onto Lafayette Blvd. Go under I-95 and make left onto South Frontage Road to Broad Street. Go straight at the light and the Arena is directly in front of you on the right hand side.

FROM THE MERRITT PARKWAY NORTHBOUND: From the Merritt Parkway, take Exit 49, Route 25 towards Bridgeport. Follow Route 25 to its convergence with Route 8. Follow Route 8/25 to Exit 1. At the bottom of the ramp go left onto Prospect Street. Go past the State Police barracks and turn right (at 2nd light) onto Lafayette Blvd. Go under I-95 and make left onto South Frontage Road to Broad Street. Go straight at the light and the Arena is directly in front of you on the right hand side.

TAKE THE TRAIN OR BUS: The Bridgeport Transportation Center is only a two-block, well-lit walk from Arena at Harbor Yard. This center is serviced by the Metro North Railroad New Haven line (800-638-7646) and Amtrak (800-872-7245) as well as the Greater Bridgeport Transit Authority (203-333-3031), which provides frequent bus service to the Arena.

GAME DAY INFORMATION

TOTAL MORTGAGE ARENA

OFFICES: 2nd Floor above box office (take elevator outside of box office)

BOX OFFICE: Tickets for Total Mortgage Arena events can be purchased at the Yale New Haven Health Box Office, which is open from 10 a.m. - 4 p.m. Monday through Friday on non-game days, 10 a.m. to the end of first period on a game day and are closed on non-game or event days. Tickets can also be purchased online via ticketmaster.com.

TICKETS FOR UPCOMING EVENTS: Advance tickets can be purchased on event nights at the Arena Box Office or by ticketmaster.com.

WILL CALL: Located at the Box Office Windows at the front of the arena

CUSTOMER SERVICE AND SECURITY DESKS:

Concourse behind section 116
Concourse behind section 102

CREDENTIALS: Full season and individual credentials are issued by the Bridgeport Islanders Media Relations Dept. Individual game passes may be applied for by contacting media@bridgeportislanders.com.

LOCKER ROOMS: The visiting locker rooms are located next to the loading docks. Unless indicated otherwise, locker rooms are open strictly to the credentialed media and AHL officials 10 minutes after the game ends. All media members are asked to have their passes ready to present to security at the entrance.

PHOTOGRAPHERS: Photographers from accredited magazines, newspapers and wire services may shoot from the press box and other designated areas along the glass. If glass positions are full, spots will be assigned on a period-by-period basis by the Media Relations Department.

PRESS BOX: The press box, located on the concourse behind section 105, is accessible from the main concourse and up the stairs to its third floor level. The following services are available to all media in the press box:

1. Pre and post game statistics, information and summaries.
2. Updates during the game regarding statistics, scores from around the AHL and NHL, officiating decisions and other items of interest approved by the Media Relations Department.







2023-24
SEASON

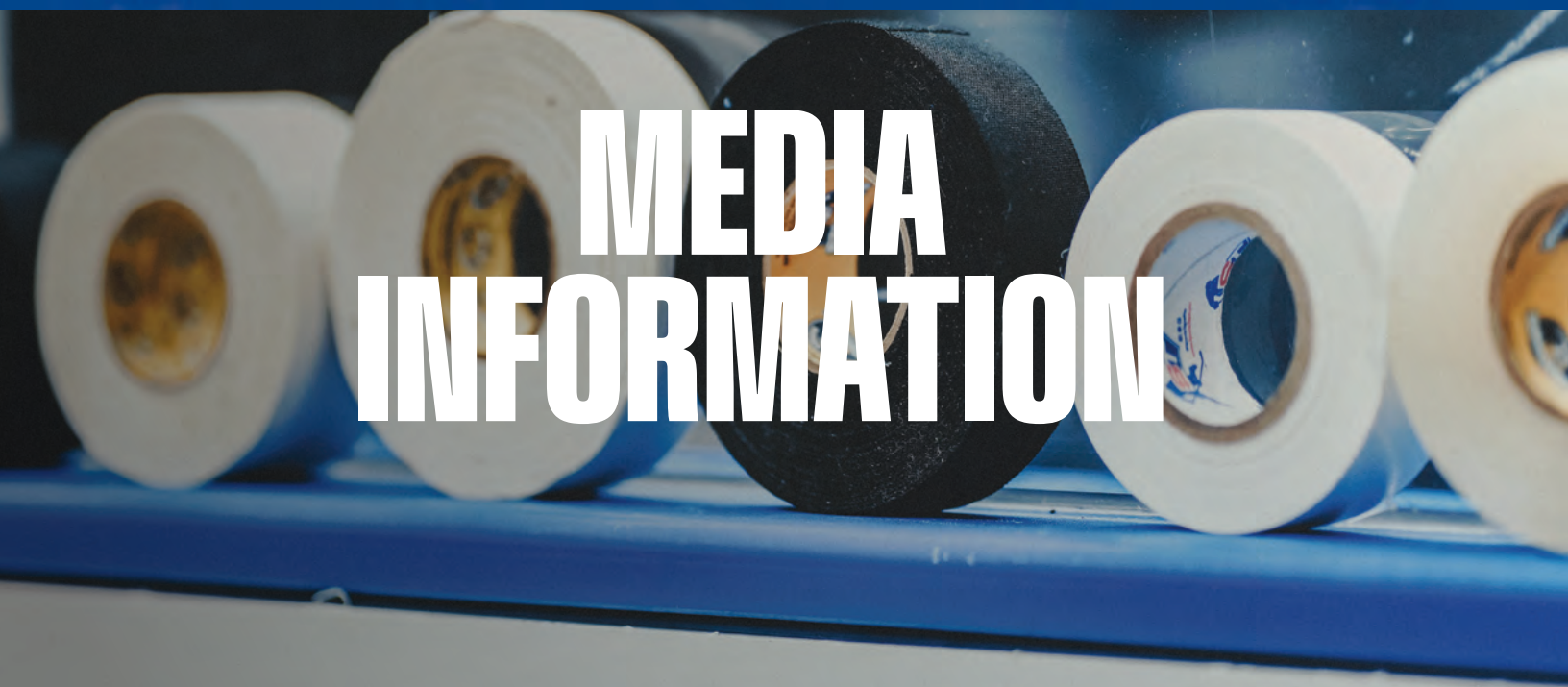


MEDIA GUIDE



NEW YORK
ISLANDERS

MEDIA INFORMATION



UBS ARENA AT BELMONT PARK

CREDENTIALS: Season passes will be issued to those members of major media outlets covering the team on a regular basis. All others will be issued single-game passes. For single-game access, please contact julia.winberg@newyorkislanders.com at least 48 hours in advance of each game.

PRESS ENTRANCE: The press entrance is located at the DIME Club Media Entrance on the southwestern corner of the building. An Islanders staff member will be at the gate for media check-in and single-game credential distribution. The media entrance will open for visiting team morning skate, and again three hours prior to puck drop.

PRESS SEATING: Media will take the elevator at the DIME entrance up to the press level to find assigned press seating. Press seats are reserved for accredited members of the media, visiting team representatives and scouts only.

WORK ROOM/DINING AREA: The dining area and work room is located on the press box level and will be open for media to use. Media Dining will be available two hours before puck drop and remain available until the beginning of pre-game warm-ups. **Media Dining is payable by credit card only.**

WIRELESS INTERNET: Wireless internet is available. Network and password information will be posted.

LOCKER ROOMS: Home and Away locker rooms are located on the event level and are accessible via elevator from the press box.

POST-GAME ACCESS: The Islanders locker room will open approximately five minutes after the conclusion of the game. The head coach will hold his post-game press conference in Auxiliary Locker Room 2 on the event level of UBS Arena.

STATISTICS: NHL off-ice officials log all goals and penalties during the game. These statistics will be available during each game. Starting lineups will also be available before the opening faceoff.

PARKING: Media members will park in the Emerald Lot. Email julia.winberg@newyorkislanders.com with any questions.



UBS Arena AT BELMONT PARK



UBS Arena

UBS Arena is New York's premier entertainment and sports venue and home of the Islanders. Located at Belmont Park in Elmont, New York, the state-of-the-art facility opened for the 2021-22 National Hockey League season and will host more than 150 major events annually.

Developed in partnership with Oak View Group, the Islanders, and Sterling Project Development, UBS Arena is made for music and built for hockey. It is also one of the area's – and the nation's – most prestigious and appealing venues for musical acts, events and performers of all genres, and creates the best and most unique entertainment experience for artists and audiences alike. The venue, which will seat 17,255 for hockey and around 19,000 for concerts, was constructed with a fan-first approach that leverages sophisticated engineering acoustics to amplify the audio experience, high-resolution LED displays and include the largest scoreboard in New York.

UBS Arena offers the highest-end amenities and customer service, through VIP suites and clubs that merge boutique hospitality with live entertainment. Clubs and suites have a timeless design inspired by classic, well-known New York establishments and offer premier views of the bowl. There are also two outdoor terraces open to all guests, and eight bars with views of the stage/ice.

In an effort to build a greener future, UBS Arena worked with world-class sustainability experts to minimize the environmental impact of the venue and become a zero waste facility, utilizing renewable energy sources and reducing water and electricity consumption.



NEW YORK ISLANDERS BROADCASTERS



BRENDAN BURKE

TELEVISION PLAY-BY-PLAY

Brendan Burke became the New York Islanders play-by-play broadcaster at the start of the 2016-17 season. Burke joined the Islanders after three seasons with the Utica Comets (AHL), where he served as the team's play-by-play broadcaster, as well as pre-game, intermission, and post-game host. Burke was also part of the television team for the AHL All-Star Classic from 2015-2019, and was honored after the season with the league's James H. Ellery Award for "outstanding media coverage."

Burke currently serves as the play-by-play voice for NHL on TNT, as well as New York Islanders telecasts on MSG Networks. He is also the lead voice of MLB Sunday Leadoff and provides play-by-play for Big Ten football telecasts on NBC. Burke previously served as play-by-play commentator for NBC Sports' NHL and Premier Lacrosse League coverage and was part of the network's coverage of the Tokyo 2020 and Beijing 2022 Olympic Games as well as college basketball broadcasts.

From 2008-2013, Burke handled play-by-play for the Peoria (IL) Rivermen of the AHL and served as fill-in radio play-by-play announcer on KMOX for the St. Louis Blues. He got his start in professional hockey with the ECHL's Wheeling Nailers (WV) where he was named ECHL Broadcaster of the Year for the 2007-08 season.

Since 2012, Burke has appeared on Fox Sports Net and Fox Sports 1, calling college football and basketball. Burke has also served as fill-in radio play-by-play announcer on KMOX for the St. Louis Blues from 2009-2012.

Burke is from Fair Lawn, New Jersey and is a 2006 graduate of Ithaca College in Ithaca, New York.



BUTCH GORING

TELEVISION ANALYST

Former NHL standout Butch Goring became the full-time television analyst for the New York Islanders in 2010-11. Goring joined MSG Networks in 2007 as an analyst for the New York Islanders and the popular weekly hockey roundup show "Hockey Night Live!"

Goring was drafted by the Los Angeles Kings in the 1969 Entry Draft and spent his first two seasons moving up and down between the Kings and Los Angeles' AHL farm team in Springfield. In his third season, 1971-1972, Goring became a full-time NHL player and spent nine seasons with the Kings. He became well known for his skilled faceoff, defensive, and penalty killing work and he scored thirty or more goals four times. In 1978, Goring was awarded both the Bill Masterton Trophy and the Lady Byng Memorial Trophy.

In 1980, Goring was traded to the Islanders and was instrumental during the team's four consecutive Stanley Cup wins. He was presented with the Conn Smythe Trophy in 1981 for scoring 10 goals and recording 10 assists

during the playoffs. He played his final NHL season in 1985 with the Boston Bruins and then became a coach with the Bruins. Goring left the Bruins in 1987 and played briefly for the Nova Scotia Oilers of the AHL before retiring from professional hockey.

Goring served a second stint as an NHL head coach with the New York Islanders in the 1999-2000 season and for part of the following season. He also served as the head coach for several minor league teams, including the Capital District Islanders, Las Vegas Thunder, Denver Grizzlies, Utah Grizzlies, and Anchorage Aces, winning two championships. In 2002-2003 he took over the Krefeld Penguins of the Deutsche Eishockey Liga and led them to their first championship since 1952. From 2004-2005, he was the coach of the DEG Metro Stars hockey team in Germany.

Goring was raised in Winnipeg, MB.



SHANNON HOGAN

HOST

Shannon Hogan joined MSGSN as host and reporter for Islanders telecasts in 2014. Her passion for hockey and the Islanders is displayed each game night on the pre-game, intermissions and post-game show. Shannon has interviewed the biggest names in hockey over the last decade and worked with TNT on the national broadcast covering the 2022 NHL playoffs.

Before joining MSG Networks, Hogan was with Fox Sports Detroit covering the Red Wings, Tigers and Pistons, along with college hockey.

She has covered the 2010 US Open, 2010 World Series, 2014 Winter Classic and the NHL playoffs since 2011. In 2014, Shannon won a Michigan Emmy Award for her work as a sports anchor in Detroit.

Shannon was a collegiate swimmer at the University of Missouri. Earning All-Big XII honors. She graduated with a degree in Broadcast Journalism.

Away from the rink, Shannon loves to spend time with her husband Brendan and children Niamh and Ciaran. She also loves to travel. Her favorite places to explore include Croatia, Greece, Italy, Ireland and South East Asia.





CHRIS KING

RADIO PLAY-BY-PLAY



Chris King became the radio play-by-play voice of the New York Islanders in 2010-11. This season marks his 30th year working on every radio broadcast and his 35th season covering the team.

From 1998-2009, King was the Islanders radio color analyst. He was the producer, engineer and studio host for Islanders hockey on WLIR from 1996-98. He also co-hosted the pre-game, post-game and intermission shows on WRCN from 1994-96. From 1989-94, King reported on Islander games for WRCN. He has also done fill-in TV play-by-play and color analysis of Islanders hockey on MSG Networks.

“Kinger” has done radio and TV broadcasting as well as media relations work for the Long Island Ducks minor league baseball team since their inception in 2000. He was on-the air for all three Atlantic League championships won by the Ducks in 2004, 2012, 2013 & 2019.

He also previously did TV play-by-play and color commentary of high school hockey, soccer and baseball on the MSG Varsity network. King has also worked as a disc jockey for classic rock WRCN from 1989-96 and alternative music WLIR from 1996-2002.

A lifetime Long Island resident and graduate of East Islip High School, King received his Bachelor's Degree in Communications from SUNY Geneseo, where he did four years of play-by-play and color commentary for NCAA hockey. He also holds a Master's degree in Computer Science from SUNY Binghamton. King and his wife Beth reside in East Islip with their daughter Maggie and son Connor.

GREG PICKER

RADIO ANALYST



Greg Picker enters his 12th season on Islanders radio and eighth as the team's full-time color commentator. Prior to jumping into the booth for every game, Picker spent three seasons working in the Islanders' communications department, hosting the team's online television content, managing social media accounts and broadcasting roughly 20 contests per season.

Picker graduated from Boston University in 2012 with a degree in broadcast journalism. At BU, he was the voice of five-time national champion men's ice hockey team during his junior and senior seasons. He got his start as the play-by-play broadcaster for the Terriers' women's hockey team during his freshman and sophomore seasons, which included calling the 2011 National Championship Game.



