



2025 WASHINGTON CAPITALS

PLAYOFF
MEDIA GUIDE



Table of Contents & Playoff Scheule

Introduction

Media Information	2-3
Capital One Arena	6-7
MedStar Capitals Iceplex	8

Ownership & Front Office

Ted Leonsis	4
Dick Patrick	5
Brian MacLellan	6
Chris Patrick	7
Assistant General Managers	8
Spencer Carbery	9
Coaching Staff	10-11
Training & Equipment Staff	12-14
Hockey Operations & Scouting	15

Players

2024-25 Capitals Roster	16
-------------------------------	----

Alexeyev	18	McIlrath	36
Backstrom	19-20	McMichael	37
Bear	21	Milano	38
Beauvillier	22	Oshie	39-40
Carlson	23-24	Ovechkin	41-43
Chychny	25	Protas	44
Dowd	26	Raddysh	45
Dubois	27	Roy	46
Duhame	28	Sandin	47
Eller	29-30	Stevenson	48
Fehervary	31	Strome	49
Frank	32	Thompson	50
Leonard	33	van Riemsdyk	51
Lindgren	34	Wilson	52-53
Mangiapan	35		

2024-25 Year in Review

NHL Standings	54
Capitals Notes	55-63
Capitals Statistics and Results	64-72
Highs, Lows and Streaks	73
Shootouts & Penalty Shots	74
Individual Game-by-Game Statistics	75-79
Injuries and Transactions	80-81

Opponents

Series History and 2024-25 Reviews	82-111
--	--------

Playoff History

Year-by-Year Results	112
All-Time Playoff Scoring	113-114
All-Time Goaltending	115
Overtime	116
Hat Tricks and Penalty Shots	117
Game-by-Game Results	118-128
Year-by-Year Statistics	130-135
Record Book	136-138
Stanley Cup Timeline	139-142

2025 EASTERN CONFERENCE FIRST ROUND

DATE	TIME (ET)	Washington vs. Montreal
Mon., April 21	7 p.m.	Montreal at Washington
Wed., April 23	7 p.m.	Montreal at Washington
Fri., April 25	7 p.m.	Washington at Montreal
Sun., April 27	6:30 p.m.	Washington at Montreal
*Wed., April 30	TBD	Montreal at Washington
*Fri., May 2	TBD	Washington at Montreal
*Sun., May 4	TBD	Montreal at Washington

DATE	TIME (ET)	Tampa Bay vs. Florida
Tues., April 22	8:30 p.m.	Florida at Tampa Bay
Thurs., April 24	6:30 p.m.	Florida at Tampa Bay
Sat., April 26	1 p.m.	Tampa Bay at Florida
Mon., April 28	TBD	Tampa Bay at Florida
*Wed., April 30	TBD	Florida at Tampa Bay
*Fri., May 2	TBD	Tampa Bay at Florida
*Sun., May 4	TBD	Florida at Tampa Bay

DATE	TIME (ET)	Toronto vs. Ottawa
Sun., April 20	7 p.m.	Ottawa at Toronto
Tues., April 22	7:30 p.m.	Ottawa at Toronto
Thurs., April 24	7 p.m.	Toronto at Ottawa
Sat., April 26	7 p.m.	Toronto at Ottawa
*Tues., April 29	TBD	Ottawa at Toronto
*Thurs., May 1	TBD	Toronto at Ottawa
*Sat., May 3	TBD	Ottawa at Toronto

DATE	TIME (ET)	Carolina vs. New Jersey
Sun., April 20	3 p.m.	New Jersey at Carolina
Tues., April 22	6 p.m.	New Jersey at Carolina
Fri., April 25	8 p.m.	Carolina at New Jersey
Sun., April 27	3:30 p.m.	Carolina at New Jersey
*Tues., April 30	TBD	New Jersey at Carolina
*Fri., May 2	TBD	Carolina at New Jersey
*Sun., May 4	TBD	New Jersey at Carolina

*if necessary

2025 WASHINGTON CAPITALS PLAYOFF GUIDE

Written and edited by:

Chase Pyke and Alex D'Agostino

Page design and layout:

Chuck Kacsar

Cover design and additional page design:

Maggie Wenz

Contributors:

Sergey Kocharov, Mike Vogel, Ben Raby

Photography:

John McCreary, Jess Rapfogel, Zach Guerette, Patrick McDermott, NHL Images/Getty Images Staff, Bruce Bennett, Rafael Suanes, Mitchell Layton, Greg Fiume, Washington Capitals Archives

Washington Capitals

MedStar Capitals Iceplex
627 N. Glebe Rd., Suite 850
Arlington, VA 22203
202.266.2200
WashingtonCaps.com

2025 WESTERN CONFERENCE FIRST ROUND

DATE	TIME (ET)	Winnipeg vs. St. Louis
Sat., April 19	6 p.m.	St. Louis at Winnipeg
Mon., April 21	7:30 p.m.	St. Louis at Winnipeg
Thurs., April 24	9:30 p.m.	Winnipeg at St. Louis
Sun., April 27	1 p.m.	Winnipeg at St. Louis
*Wed., May 30	TBD	St. Louis at Winnipeg
*Fri., May 2	TBD	Winnipeg at St. Louis
*Sun., May 4	TBD	St. Louis at Winnipeg

DATE	TIME (ET)	Dallas vs. Colorado
Sat., April 19	8:30 p.m.	Colorado at Dallas
Mon., April 21	9:30 p.m.	Colorado at Dallas
Weds., April 23	9:30 p.m.	Dallas at Colorado
Sat., April 26	9:30 p.m.	Dallas at Colorado
*Mon., April 28	TBD	Colorado at Dallas
*Thurs., May 1	TBD	Dallas at Colorado
*Sat., May 3	TBD	Colorado at Dallas

DATE	TIME (ET)	Vegas vs. Minnesota
Sun., April 20	10 p.m.	Minnesota at Vegas
Tues., April 22	11 p.m.	Minnesota at Vegas
Thurs., April 24	9 p.m.	Vegas at Minnesota
Sat., April 26	4 p.m.	Vegas at Minnesota
*Tues., April 29	TBD	Minnesota at Vegas
*Thurs., May 1	TBD	Vegas at Minnesota
*Sat., May 3	TBD	Minnesota at Vegas

DATE	TIME (ET)	Los Angeles vs. Edmonton
Mon., April 21	10 p.m.	Edmonton at Los Angeles
Wed., April 23	10 p.m.	Edmonton at Los Angeles
Fri., April 25	10 p.m.	Los Angeles at Edmonton
Sun., May 27	9:30 p.m.	Los Angeles at Edmonton
*Tues., April 29	TBD	Edmonton at Los Angeles
*Thurs., May 1	TBD	Los Angeles at Edmonton
*Sat., May 3	TBD	Edmonton at Los Angeles



PRESENTED BY
VANDA
PHARMACEUTICALS INC.



Media Information



SERGEY KOCHAROV
Senior Vice President of
Communications & Broadcasting
Office: 202.266.2356
Cell: 703.405.0984
skocharov@washcaps.com
X (Twitter): @SergeyKocharov



MEGAN EICHENBERG
Director of Corporate
Communications & Publicity
Office: 202.266.2310
Cell: 540.903.1627
meichenberg@washcaps.com
X (Twitter): @MegEic



CHASE PYKE
Manager of Media Relations
Office: 202.266.2299
Cell: 301.865.6504
cpyke@washcaps.com
X (Twitter): @chasepyke



ALEX D'AGOSTINO
Assistant Manager of
Media Relations
Office: 202.266.2311
Cell: 585.455.6512
adagostino@washcaps.com
X (Twitter): @Alex_Dagostino1

Practice Schedule

The Capitals practice schedule can be found at [CapitalsToday.com](https://www.CapitalsToday.com). Schedule updates and changes are provided on [CapitalsToday.com](https://www.CapitalsToday.com) and <https://x.com/CapitalsPR>

The Washington Capitals media relations staff works to provide information about the team and access to players, coaches and management in a timely manner for members of the media. Thank you for your continued coverage and we look forward to working with you during the 2025 Stanley Cup Playoffs.

MEDIA FACILITIES AT CAPITAL ONE ARENA

Interview Room and Media Workspace

Due to ongoing construction at Capital One Arena, the press conference area and workspace for media members will be located at the west end of the arena, near the Zamboni corner. To access the workspace from the media entrance, please take Stairwell 1 to the event level. Once you reach the event level, turn right and proceed to the press box elevator. After you arrive at the press box elevator, continue through the doorway and go straight ahead. Capitals PR staff will be available to assist media members, and directional signs will be posted throughout the event level. Reserved seating and wireless internet access will also be available in both locations. The workspaces in the press conference area will be reserved for print and online media members on deadline. The auxiliary workspace directly adjacent to the press conference area will be reserved for television, radio and all other media members. We appreciate your understanding and cooperation during the construction phase of the event level at Capital One Arena. We will do our best to assist you in covering the series.

Media Dining

Media dining will be available at the west end of the press box (far side). A buffet-style meal, catered by Aramark, will be served two hours before game time. Media members will be charged \$12, and receipts will be provided.

Media Entrance for Games

The Capital One Arena Media Entrance is located at 6th and F Streets NW. Credentials to Capitals games may be picked up at the media entrance, which is open from three hours prior to game time until the midway point of the first period.

Security Control Entrance for Morning Skates and Practices

Media attending the visiting team's practice or morning skate at Capital One Arena are required to enter through the Security Control entrance, which is located on 6th Street between the arena garage and loading dock doors.

2024-25 Bag Policies

Media members are permitted to bring one small bag (e.g., backpack, laptop bag) into Capital One Arena, which will be subject to a security search through an X-ray machine.

Media Parking

Due to ongoing construction, parking for media at Capital One Arena is very limited. However, there are several parking lots within walking distance. The arena is also conveniently located next to the Gallery Place/Chinatown Metro Station, accessed via the Red, Yellow, and Green lines. Additionally, it is just one stop away from Metro Center, where you can connect to the Blue, Silver, and Orange lines.

Press Box

The press box is on the sixth floor of Capital One Arena on the penalty box side of the ice. Seats are on an assigned basis only. Please check the seating charts in the press room or press box or check with a member of the media relations staff for your seat assignment. The press box features wireless Internet access. In order to ensure seating in the press box, it is necessary for all media to notify Alex D'Agostino in the Capitals communications department (adagostino@washcaps.com) of their attendance by 2 p.m. the day prior to the game. If you do not have an assigned seat, please check with a member of the media relations staff.

GAME DAY ACCESS AT CAPITAL ONE ARENA

Pregame Media Availability

Players requested for interviews will be available to broadcasters during a 15-minute window starting two and a half hours before the game begins. Television networks, including those with broadcasting rights, should request pregame interviews with players before or during the morning skate.

Postgame Media Availability

The Capitals locker room will open within five minutes of the conclusion of the game. During the playoffs, both head coaches will address the media in the West End Press Conference and Media Workspace, located in the Zamboni corner, approximately 15 minutes after the game. The coach of the losing team will address the media first, followed by selected players from the winning team, and lastly, the coach of the winning team.

Media Information

Video/Photography

The National Hockey League prohibits all outlets from shooting game footage of any Capitals games held at Capital One Arena. Television and online outlets can film Capitals practices, but they can only broadcast up to five minutes of on-ice video content from a single practice. There is no limit on the length of interviews that local television outlets can air. Please note that all media members, except for rightsholders and local television affiliates, are prohibited from capturing video or still photographs of post-game player interviews.

Photography

Capital One Arena has a limited number of photo positions. All photo positions will be assigned prior to the game by team photographer John McCreary (jamphotoandvideo@gmail.com). Daily print and wire services receive priority for the prime positions. Freelance photographers will not receive credentials; all photographers must be on assignment.

MEDIA ACCESS AT MEDSTAR CAPITALS ICEPLEX

Practice coverage

The media has access to all team practices at MedStar Capitals Iceplex, including game-day skates, in accordance with the NHL Media Regulations. Media members interested in attending a practice should direct their request to Alex D'Agostino in the Capitals communications department (adagostino@washcaps.com) at least 24 hours in advance of practice.

Post-Practice Media Availability

The media has access to all team practices at all practice facilities, including game-day skates, in accordance with the NHL Media Regulations. The media is allowed to enter the team locker room five minutes after the first regular player who has participated in the entire practice leaves the ice. Head coach Spencer Carbery will be available to the media on the mezzanine above the practice rink approximately 15 minutes after the conclusion of practice and morning skate. In the event of a team meeting, the media will be allowed access immediately following the conclusion of the meeting. The locker room is closed to the media prior to and during practice.

Per NHL Media Regulations, media access at MedStar Capitals Iceplex is limited to the team's main locker room and the entrance to the locker room. All other areas of the training center are off limits to media. Capitals game-day skates are typically held at 10:30 a.m. at MedStar Capitals Iceplex.

Media Workspace

MedStar Capitals Iceplex features a media work room adjacent to the ice, near the entrance of the Capitals locker room. The workroom features wireless Internet access. Auxiliary workspaces will be located on the mezzanine above the practice rink.

CREDENTIALS & MEDIA SERVICES

Credentials for media covering the Washington Capitals - seasonally or on a game-by-game basis - are necessary for access to media areas at Capital One Arena and MedStar Capitals Iceplex. All credentials must display the bearer's name and affiliation and are non-transferable.

The Capitals will continue to use their 2024-25 regular season credentials during the 2025 Stanley Cup Playoffs. Please note that having season credentials does not guarantee a seat in the press box.

Media members without a season credential can apply for single-game credentials. Please send your requests to Alex D'Agostino at adagostino@washcaps.com by noon the day before the game. The credential is valid only for the specific game listed and must be presented to Capital One Arena security personnel to gain entry to restricted media areas.

Capitals media credentials are granted to print, television, radio, and online media outlets that uphold professional standards, consistently produce quality content, and have a proven audience. The availability of space may influence the decision to issue credentials. Priority will be given to traditional media members covering the game. The Capitals media relations staff makes the final decision on all media credential applications and reserve the right to revoke credentials at any time.

News Releases

Accredited members of the media who would like to receive Capitals news releases via e-mail should contact a member of the media relations staff. Among our releases is "Caps Today," sent daily during the season, which includes an updated practice schedule, recent transactions and the top storyline of the day.

Twitter and Instagram

Media who would like to receive updates on practice times and other breaking news can follow @CapitalsPR on Twitter. Capitals PR is also on Instagram @CapitalsPR. The team also maintains a general Twitter and Instagram feed @Capitals.

NHLMedia.com

The NHL's password-protected media site includes statistics, press releases, game notes, credential applications and PDF files of every team's media guide. To access the site, visit <http://media.nhl.com>

DIRECTIONS TO CAPITAL ONE ARENA

From National Airport – Take I-395 North to 12th Street exit (stay left) ... right onto Constitution Avenue, NW ... left onto 6th Street, NW

From BWI Airport – Take Baltimore/Washington Pkwy. (I-295 South) to US Rt. 50 ... US Rt. 50 West toward Washington (New York Avenue, NE) ... left on 6th Street, NW

From Dulles Airport – Take Dulles Toll Road (Rt. 267 East) to I-66 East (becomes Constitution Avenue, NW) ... left on 6th Street, NW

From Metrorail – Capital One Arena is located at the Gallery Place/Chinatown stop on the Red, Yellow and Green lines and just blocks from Metro Center on the Orange, Blue and Silver lines

DIRECTIONS TO MEDSTAR CAPITALS ICEPLEX

From Washington, D.C. – Take Constitution Ave. west, toward the Lincoln Memorial ... take I-66 West ... take exit 71/Glebe Rd. and take a left on to Glebe Rd. ... pass Wilson Blvd. and the rink is on the eighth level of the parking garage attached to Ballston Quarter.

From National Airport – Take George Washington Parkway North toward Arlington ... take I-66 West ... take exit 71/Glebe Rd. and take a left on to Glebe Rd. ... pass Wilson Blvd. and the rink is on the eighth level of the parking garage attached to Ballston Quarter.

From Dulles Airport – Dulles Toll Road (Rt. 267 East) to I-66 ... take I-66 East ... take exit 71/Glebe Rd. and take a right on to Glebe Rd. ... pass Wilson Blvd. and the rink is on the eighth level of the parking garage attached to Ballston Quarter.

From BWI Airport – Take I-195 West to I-95 ... take I-95 South to the Capital Beltway (I-495) ... take I-495 West into Virginia ... take George Washington Parkway South ... take I-66 West ... take exit 71/Glebe Rd. and take a left on to Glebe Rd. ... pass Wilson Blvd. and the rink is on the eighth level of the parking garage attached to Ballston Quarter.



Ted Leonsis

Founder, Chairman, Principal Owner and Chief Executive Officer, Monumental Sports & Entertainment

Ted Leonsis is founder, chairman, principal owner and chief executive officer of Monumental Sports & Entertainment (MSE), one of the largest integrated sports and entertainment companies in the country with one of the most diverse partnership groups in sports. MSE owns and operates the NHL's 2018 Stanley Cup Champion Washington Capitals; the NBA's Washington Wizards; the 2019 WNBA Champion Washington Mystics; the NBA G League's Capital City Go-Go; the 2020 & 2021 NBA 2K League Champion Wizards District Gaming; and Capital One Arena in downtown Washington, D.C.

To provide the best access to MSE's teams, in September 2022 Mr. Leonsis led the acquisition of a media network that holds exclusive local television rights to Capitals, Wizards and Mystics games. The network was rebranded as Monumental Sports Network and in early 2024, it opened the doors on a brand-new, state-of-the-art, digital-forward production studio adjacent to Capital One Arena.

In March 2024, Mr. Leonsis announced a groundbreaking, integrated public-private partnership to revitalize downtown D.C. Together with Mayor Muriel Bowser and the D.C. Council, Mr. Leonsis announced a significant investment in Capital One Arena and the expansion of MSE's business operations to the arena-adjacent Gallery Place building. With a municipal, capital investment of \$515 million from the city and an additional 200,000 square feet of space for back-of-the-house and operational growth, the partnership marked the first municipal investment negotiated by Mr. Leonsis for Capital One Arena – which has contributed nearly \$800 million in cumulative tax revenue to the city since opening in 1997.

In the fall of 2018, as part of a joint venture with the DC Mayor's Office and Events DC, Mr. Leonsis and MSE unveiled the Entertainment & Sports Arena in Southeast D.C. on the St. Elizabeths East campus. This 4,000-seat basketball venue includes the current practice facility for the Wizards (though a survey for a new cutting-edge facility is currently underway) and serves as the Mystics' and Go-Go's practice facility and home court. The project served as a catalyst for new opportunities in Ward 8—a historically under-resourced section of D.C.—and citywide, created a destination for residents and visitors. MSE will assume operations for the Entertainment & Sports Arena upon final approval of the city's capital investment.

Mr. Leonsis serves on the Board of Governors for the NBA and NHL, as well as on the Executive Committee of the NHL. He is also chairman of the NBA Media Committee. He is co-executive chairman of aXiomatic, which has a controlling interest in global esports franchise, Team Liquid.

Revolution Growth and Venture Capital Investor

Mr. Leonsis is a co-founder and partner at Revolution Growth, a venture capital fund investing in growth-stage, multi-billion-dollar, industry-disrupting companies. The fund selectively invests in some of the economy's largest sectors including sports, media, entertainment, healthcare, fintech and decarbonization, with a focus on companies at the intersection of tech and policy. Investments include companies such as aXiomatic, Sportradar, DraftKings, Optoro, Tempus, Tala, Cava and TemperPack. He also serves on the boards of several public companies, including American Express and Groupon.

Mr. Leonsis has also made early-stage investments and owns equity in numerous companies, including AOL, Google, Revolution Money, AddThis, Preview Travel (Travelocity), Inside.com, MobilePosse, ObjectVideo, Vox Media, Zedge, I-Village, Proxicom, Cricket Media, MediaBank, Two Harbors, Algentis, Social Radar and Forbes' Travel Guide.

Filmmaker and Digital Entrepreneur

Mr. Leonsis created and produced the award-winning film "Nanking," which premiered at the 2007 Sundance Film Festival and was awarded the Documentary Editors Award. The film went on to win a Peabody award and an Emmy award and was distributed theatrically, appeared on HBO and is one of the most viewed documentaries of all time. Mr. Leonsis also served as a producer on the documentary film "Kicking It," which premiered at the 2008 Sundance Film Festival and aired on ESPN, and produced "A Fighting Chance," which aired on ESPN in 2010. In 2013 he produced "Lost for Life," a documentary that explores juvenile offenders who have been sentenced to life without parole. "Lost for Life" was broadcast in 58 countries in 2014 and garnered both critical acclaim and ratings success. Most recently, he produced the documentary "We the People: The Market Basket Effect," which aired on Pivot and iTunes and was released theatrically.

Mr. Leonsis is also executive producer of the documentary film, "Willie," along with MSE partners Sheila Johnson and Earl Stafford. "Willie" is the story of Willie O'Ree who, in 1958, became the first black player in the National Hockey League.

Mr. Leonsis is the founder and chairman of ViewLift, a full-service content distribution platform for the web, OTT and mobile, which empowers media companies, sports leagues and teams, education providers and others to monetize their content through native branded apps on every major digital device. He is also the founder, chairman and largest shareholder in SnagFilms, which contains more than 5,000 movies, TV show episodes, documentaries and original comedy shorts in its free, online digital library.

Philanthropy

Through the Leonsis Foundation, his sports teams, the Monumental Sports & Entertainment Foundation, and his family's personal giving, Mr. Leonsis supports hundreds of charities

each year. In 2015, Mr. Leonsis was named chairman of the board of DC-CAP (District of Columbia College Access Program), which is dedicated to encouraging and enabling DC public high school students to enroll in and graduate from college. In that time, he helped foster more than 14,000 graduates and awarded more than \$55 million in scholarships to D.C. students, many of whom are first in their families to attend college, as he was.

In 2023, Mr. Leonsis and his family bestowed a \$10 million gift to his alma mater, Georgetown University, split between two \$5 million donations. The first was an addition to his \$1.5 million gift from 2018 to create a collaborative workspace to catalyze startups and initiatives for the university and its network of alumni entrepreneurs, the Georgetown Venture Lab. The additional \$5 million gift ensured that the signature pitch competition at Georgetown University's McDonough School of Business, "Bark Tank," would live on in perpetuity. As of 2023, the Leonsis family has awarded \$975,000 in prizes to 60 different student startup ventures, many of which have proceeded to raise more than \$295 million in funding and create over 1,000 jobs.

The second \$5 million gift went to MedStar Georgetown Hospital to help fund multiple areas dedicated to pediatrics. These areas include a new rooftop helipad with direct access to a state-of-the-art emergency department and operating rooms that benefit children experiencing acute trauma while supporting their loved ones in the hospital's new, world class Verstandig Pavilion.

Other notable charities and causes include Best Buddies, DC Central Kitchen, Georgetown Entrepreneurship Initiative, See Forever Foundation, Venture Philanthropy Partners, Street Soccer USA, YouthAIDS, GlobalGiving.org, College Success Foundation - District of Columbia, Potomac School, Georgetown University, Children's Hospital, Potomac Valley Amateur Hockey Association, Salvation Army Angel Tree, Alliance for Lupus Research, Serve DC, Fort Dupont Ice Arena and Ice Hockey Club, USO of Metropolitan Washington, Capital Area Food Bank, Flashes of Hope, Inova Health System Foundation, UNICEF, obesity prevention and numerous local schools and cancer research and awareness programs.

Mr. Leonsis co-founded and chairs the Greater Washington Partnership, which played a critical role in organizing the region's bid process for Amazon's HQ2. The successful bid, which was built in cooperation between Washington, Maryland and Virginia, offers a blueprint for tackling economic challenges for everything from housing to transportation to workforce development.

AOL

During his 14-year career at AOL, Mr. Leonsis served as president of America Online Services Company, president of AOL Studios, president of AOL Web Properties, vice chairman and president of AOL Core Services, vice chairman and president of AOL Audience Business and vice chairman emeritus. The company recorded its greatest levels of innovation and growth under his leadership, and in May 2010 AOL named a central office tower The Leonsis Creative Center in his honor. Mr. Leonsis retired from active management of AOL in 2006.

Author

Mr. Leonsis has authored numerous books, including "Blue Magic: The People, Power and Politics Behind the IBM PC" and "The Business of Happiness: 6 Secrets to Extraordinary Success in Work and Life."

Leonsis Facts

- Previously served a 12-year term on the board of directors at Georgetown University
- Coined term "filmanthropy" to signify films that shine a light on important topics and activate charitable giving (2006)
- Created a 101-item life-list following an early 1980s reckoning and has checked off over 90 of the 101 things to do
- Founded the first new media company: Redgate Communications in 1986
- Coined the phrase "New Rules – New Media" in 1987
- Co-invented successful board game "Only in New York" (1983)
- Founded six personal computer magazines between 1981 and 1988
- Served as mayor of Orchid, Fla. (1990-94)

Awards and Honors

- Emmy Award
- Peabody Award
- Sports Business Journal 50 Most Influential People in Sports Business
- Washington Business Man of the Year
- Washington CEO of the Year
- Washingtonian of the Year
- Georgetown University John Carroll Award
- United States Sports Academy Theodore Roosevelt Meritorious Achievement Award
- Greater Washington Urban League Unsung Philanthropist Award
- TAPS Engaged Philanthropist Award
- Tech Council of Maryland Lifetime Achievement Award
- Northern Virginia Technology Council Hall of Fame Award
- Top 10 Creative Executives in America
- Top 20 Most Powerful People in Sports
- Lowell (Mass.) High School Alumni Hall of Fame
- Honorary Degrees: Emerson College, LaSalle College, Simmons College, University of Massachusetts, George Mason, and American University, Doctor of Humane Letters, Honoris Causa



Dick Patrick

**Vice Chairman and Partner Monumental Sports & Entertainment;
and Chairman, Washington Capitals**

Dick Patrick has been part of the Washington Capitals organization since 1982 and was one of Ted Leonsis's original partners when Monumental Sports & Entertainment was formed in June 2010. Mr. Patrick is Chairman of the Capitals and Vice Chairman of Monumental Sports & Entertainment. For the first five years of MSE's existence, Mr. Patrick also assumed initial responsibility as Chief Operating Officer and was involved in all facets of operating three professional sports franchises – the Capitals, Washington Wizards and the Washington Mystics – and Capital One Arena.

For four generations the family name of Patrick has been synonymous with the sport of hockey and the National Hockey League. Mr. Patrick's grandfather, Lester Patrick, was the longtime coach and general manager of the New York Rangers. In his honor, the Lester Patrick Trophy is awarded annually for "outstanding service to hockey in the United States." It was Lester who instilled in his family the desire to remain active in the advancement of the sport of hockey and the National Hockey League. Mr. Patrick's father, Muzz, and uncle, Lynn, both played on the 1940 New York Rangers team that captured the Stanley Cup. In October 2012, Dick Patrick was awarded the Lester Patrick Trophy for his contributions to hockey in the United States. Mr. Patrick and his son, Chris, who is the Capitals' senior vice president and general manager, became the sixth and seventh members of the Patrick family to win the Stanley Cup in 2018, a tradition that goes back 100 years in their legendary family.

Mr. Patrick's cousin, Craig Patrick, played for the Capitals from 1977-79. He won two Stanley Cups as general manager of the Pittsburgh Penguins and was enshrined in the Hockey Hall of Fame in November 2001 in the "builder" category.

Before Mr. Patrick's arrival, the Capitals had never advanced to postseason play. In his 42 seasons with the club, Washington has qualified for the playoffs 34 times – including the team's Stanley Cup championship in 2018, the run to the Stanley Cup Final in 1998 and three Presidents' Trophy-winning teams (2009-10, 2015-16, 2016-17). Since the 1982-83 season, the Capitals have compiled a record of 1,707-1,208-201-205 (.575 point percentage) and rank second in the NHL in wins and tied for first in playoff appearances in that span.

During the 2010s, the Capitals (465-232-0-90) recorded the most wins of any team and only trailed the Montreal Canadiens of the 1970s (501-160-130-0) and the Boston Bruins of the 1970s (487-190-111-0) as the winningest franchise of any decade. Additionally, with a .648 point percentage, the Capitals only trailed the 1970 Canadiens and Bruins (Montreal: .712; Boston: .689) and the 2000s Detroit Red Wings (.682) for the highest point percentage in a single decade.





Brian MacLellan

President of Hockey Operations

Brian MacLellan is in his 24th season with the Capitals and his second as president of hockey operations. MacLellan, who served as general manager from 2014-24, oversees and is responsible for all aspects of Washington's hockey operations.

During MacLellan's tenure as general manager and now as president, the Capitals have won the Stanley Cup (2018), two Presidents' Trophies (2016, 2017) and six division titles, including a franchise-record five consecutive Metropolitan Division titles from 2015-16 to 2019-20. The Capitals have compiled a record of 500-266-97 (.636 point percentage) since 2014-15, the second-most wins in the NHL in that span. In addition, the Capitals have reached the 100-point mark seven times under MacLellan's watch and were on pace for 100-plus points in the shortened 2019-20 season and abbreviated 2020-21 season. In 2024-25, the Capitals finished first in the Eastern Conference and qualified for the Stanley Cup Playoffs for the 10th time in the last 11 seasons.

MacLellan finished his run as general manager with the third-highest point percentage (.631) in NHL history among GMs with at least 500 games of experience, trailing only Sam Pollock (Montreal Canadiens, 1964-1978: .685) and Don Sweeney (Boston Bruins, 2015-present: .665). MacLellan, 66, was named the sixth general manager in the franchise's history on May 26, 2014 after previously serving as the team's assistant general manager, director of player personnel and as a professional scout.

Of the 19 players to take the ice during the Capitals' Cup-clinching win in Game 5 of the 2018 Stanley Cup Final, eight were either signed, traded for, or drafted by MacLellan, including three of the four players that scored in the game (Jakub Vrana, Devante Smith-Pelly and Lars Eller). The Capitals tied an NHL record with 10 road wins during the run and joined the 1991 Pittsburgh Penguins as the only teams to win the Stanley Cup despite trailing in all four series.

The Capitals won their second-straight Presidents' Trophy in 2016-17, marking the seventh time in NHL history that a team has won the Presidents' Trophy in consecutive seasons. Washington posted a 55-19-8 record, marking the second-most wins and third-most points (118) in a season in franchise history. The Capitals recorded 55 wins in two straight seasons (2015-16: 56, 2016-17: 55), joining the Montreal Canadiens (1975-78) as the only teams in NHL history to win 55 or more games in consecutive seasons.

In 2015-16, Washington led the NHL with a record of 56-18-8 (120 points) and captured its second Presidents' Trophy in franchise history (2009-10). The Capitals set franchise records in wins and road wins (27), and MacLellan was named a finalist for the 2015-16 NHL General Manager of the Year Award.

In his first season as general manager, the Capitals posted a record of 45-26-11 (101 points), reaching the 100-point mark for the eighth time in team history and the first since the 2010-11 season.

As assistant general manager and director of player personnel, MacLellan oversaw the club's professional scouting staff and worked closely with the team's American Hockey League affiliate, the Hershey Bears, who won the Calder Cup in 2006, 2009 and 2010.


MacLellan, who served as a pro scout for the Capitals from 2000-03 prior to his promotion to director of player personnel, assisted and advised the general manager in all player-related matters. MacLellan won a Stanley Cup as a player with the Calgary Flames in 1989 and recorded 413 points in 606 games during his 10-year NHL career with Calgary, the Los Angeles Kings, New York Rangers, Minnesota North Stars and Detroit Red Wings. MacLellan also won a silver medal with Team Canada at the 1985 World Championship in Prague.

The Guelph, Ont., native attended and played hockey at Bowling Green State University from 1978-82, registering 143 points (64g, 79a) in 160 games. MacLellan's 345 career penalty minutes rank sixth in school history. The 6'3" forward earned 63 points his freshman year, marking the second most points by a freshman in school history. MacLellan moved to defense in his junior season and was named an All-American defenseman and First-Team All-CCHA in 1982. MacLellan served as co-captain for the Falcons from 1980-82. He was elected to the Bowling Green Athletic Hall of Fame in 1987.

MacLellan graduated with a Bachelor of Science in business administration from Bowling Green and earned his MBA in finance from the University of St. Thomas in 1995. He went on to work for an investment consulting firm in Minneapolis before joining the Capitals as a pro scout.



The Capitals compiled a record of 449-244-88 (.631 point percentage) in MacLellan's 10 years as general manager.



MacLellan hoists the Stanley Cup following the Capitals' Game 5 win in Las Vegas.



MacLellan presents Alex Ovechkin with a golden stick for becoming the NHL's all-time leading goal scorer during a pregame ceremony at Capital One Arena on April 10, 2025.



Chris Patrick

Senior Vice President & General Manager

Chris Patrick, 49, is in his first season as general manager of the Washington Capitals.

The Capitals posted a record of 51-22-9 (111 points) in Patrick's first season as general manager, finishing first in the Eastern Conference and winning the Metropolitan Division title. Washington's 51 wins and 111 points were the fourth most in a single season in the franchise's 50-year history. In addition, the Capitals' .677 point percentage was their highest under a first-year general manager in team history.

Patrick, who was named the seventh general manager in franchise history on July 8, joined the Capitals in 2008-09 in a player development and scouting role and has served as a pro scout, director of player personnel, assistant general manager and associate general manager. As associate general manager, Patrick oversaw the team's analytics department, player contract negotiations, hockey operations staff, player personnel, and budget and team scheduling matters. In addition, Patrick managed the club's professional scouting staff and worked closely with the Hershey Bears, Washington's AHL affiliate, who have won consecutive Calder Cup championships. During his tenure, the Bears have won two Calder Cups, two Macgregor Kilpatrick Trophies as the AHL's top regular-season team and have reached three Calder Cup Finals. Patrick has also played a crucial role in the development of numerous Capitals prospects to the NHL level. Patrick hired two head coaches, Spencer Carbery and Todd Nelson, who have won AHL Coach of the Year awards with Hershey. In his previous positions, Patrick was responsible for scouting drafted players at the collegiate and junior levels.

Patrick graduated from Princeton University with a Bachelor of Science in politics and economics in 1998 and earned a Master of Business Administration at the Darden School of Business at the University of Virginia in 2006. Patrick grew up playing hockey in the Washington, D.C. area in the Capital Beltway Hockey League and for the Little Caps. He attended and played hockey at the Kent School in Connecticut before playing four seasons at Princeton University, winning the ECAC Championship in 1998. Patrick was selected by the Capitals in the eighth round (197th overall) of the 1994 NHL Draft. He and his father, Dick Patrick, became the sixth and seventh members of the Patrick family to win the Stanley Cup in 2018.



The Capitals finished first in the Eastern Conference and won the Metropolitan Division title in Patrick's first season as general manager.



Patrick was named the 7th general manager in franchise history on July 8, 2024.



Patrick joined the Capitals in 2008-09 in a player development & scouting role and has served as a pro scout, director of player personnel, assistant GM and associate GM.



Don Fishman

Senior Vice President & Assistant General Manager

Don Fishman is in his 20th season with the Washington Capitals, 18th as assistant general manager and first as senior vice president. Fishman leads the club's salary cap and contract decisions as well as advises the team president and general manager on policy and strategic decisions and real estate matters. Fishman regularly represents the club in speaking to season ticket members, sponsors and other club stakeholders. He handles player contract negotiations, player contract research and analysis, the club's day-to-day salary cap position, team salary cap strategic planning, the salary arbitration process, NHL and team salary cap analysis, and interpretation of NHL/NHLPA Collective Bargaining Agreement (CBA) issues. Fishman also assists the club's president and general manager with the day-to-day operations of the Capitals hockey operations department such as roster issues, player movement, preseason and regular season scheduling, budgeting, and training camp planning.

Fishman also helped lead the organization's efforts on a number of other special projects, including organizing the Capital Hockey Classic featuring two college hockey games at Capital One Arena in December 2024, attracting

two World Cup of Hockey exhibition games to Washington (2016) and two American Hockey League games to Washington (2012, 2014), and bringing the United States Men's Olympic Hockey Team Orientation Camp to the Capitals' training facility in 2013. Fishman was also involved with the planning for the Capitals' four outdoor games, which have been played at a baseball stadium as well as pro and college football stadiums. Finally, Fishman serves as legal counsel for the Capitals organization generally.

Prior to joining the Capitals, Fishman served as general counsel of two Washington, D.C. city government agencies. In his role with District government, he worked as part of the local host committee that successfully bid for the NCAA Men's Hockey Frozen Four, held in Washington, D.C. in 2009. Fishman also worked as a corporate and communications lawyer in Washington and Los Angeles with Latham & Watkins and Ervin, Cohen & Jessup. Fishman, a native Washingtonian, graduated with an economics degree from Harvard College, where he also served as the radio voice of Harvard Hockey, and a law degree from UCLA School of Law. In 2023, Fishman was inducted into the Greater Washington Jewish Sports Hall of Fame.



Ross Mahoney

Assistant General Manager

Ross Mahoney is in his 28th season with the Washington Capitals and his 11th season as assistant general manager. Mahoney served as the Capitals' director of amateur scouting for 16 seasons prior to his promotion to assistant general manager. As assistant general manager, Mahoney is responsible for the NHL Entry Draft, the club's developmental programs, evaluations of opposing teams' prospects and oversees the organization's amateur scouting staff. In Game 5 of the 2018 Stanley Cup Final, 12 players that were drafted during Mahoney's tenure were in the lineup.

Prior to joining the Capitals, Mahoney was a scout with the Buffalo Sabres and Vancouver Canucks. He has coaching experience with the University of Regina, the Western Hockey League's Regina Pats and at the international level. He twice coached Team Western in the World Under-17 Challenge. In 1995, he coached Team Saskatchewan to the gold medal at the Canadian Winter Games.

Mahoney earned a degree in education from the University of Regina, where he played hockey for the Cougars. After graduating, he spent 17 years as a teacher.

Mahoney played junior hockey for the Tier II Regina Pat Blues and the Regina Pats in the WHL. He also played four years at the University of Regina, helping lead his team to two national finals. Mahoney was inducted as a player in the Saskatchewan Baseball Hall of Fame in 1997, the Saskatchewan Sports Hall of Fame in 1999 and the Saskatchewan Hockey Hall of Fame and the Western Canada Professional Hockey Scouts Foundation's Wall of Honour in 2024.

Mahoney and his wife, Traci, reside in Regina, Saskatchewan. He has a son, Michael, and a daughter, Catie.



Spencer Carbery

Head Coach

Spencer Carbery is in his second season as head coach of the Washington Capitals.

Carbery guided the Capitals to a record of 51-22-9 (111 points) in 2024-25, as the team finished first in the Metropolitan Division and Eastern Conference. The Capitals improved by 20 points in Carbery's second season behind the bench (2023-24: 40-31-11, 91 points), which marked the second-largest point improvement by a team from 2023-24 to 2024-25. In two seasons under Carbery, Washington has a record of 91-53-20 (.616 point percentage) and has qualified for the playoffs both years.

Carbery, who was named the 20th head coach in franchise history on May 30, 2023, led the Capitals back to the playoffs with a record of 40-31-11 (91 points) in 2023-24. That marked an 11-point improvement from the previous season (35-37-10, 80 points) as Carbery finished seventh in Jack Adams Award Voting in his first season as an NHL head coach.

Carbery, 43, returned to the organization in 2023 after spending the previous two seasons as an assistant coach with the Toronto Maple Leafs. With Toronto, Carbery was responsible for the team's power play and oversaw the team's forwards. In his first season with the club in 2021-22, the Maple Leafs ranked first in the NHL in power play percentage (27.3), a 7.3-percent improvement from the previous season. Over two full seasons, Toronto converted on 26.6 percent of their power-play opportunities, the second-highest rate in the League during that span. In addition, Maple Leafs forwards ranked fourth in the NHL in goals (251) and points (589) during the 2022-23 season and second in goals (277) and third in points (652) in 2021-22.

Prior to joining Toronto, Carbery served as head coach of Washington's American Hockey League (AHL) affiliate the Hershey Bears for three seasons from 2018 to 2021. Under Carbery, Hershey posted a combined record of 104-50-9-8 (.658 point percentage), including an AHL-best 24-7-2-0 record (.758 point percentage) in his final season behind the Bears' bench in 2020-21. Carbery received the Louis A.R. Pieri Memorial Award as the AHL's outstanding coach for the 2020-21 season, becoming the fifth coach in Hershey franchise history to win the award. During his three-year tenure with Hershey, Carbery coached and aided in the development of several players that appeared in games with the Capitals during the 2022-23 season, including Martin Fehervary, Aliaksei Protas, Connor McMichael, Alex Alexeyev, Beck Malenstyn, Lucas Johansen and Joe Snively.

The Victoria, British Columbia native spent five seasons as head coach and director of hockey operations for the South Carolina Stingrays from 2011 to 2016, with the Stingrays serving as the Capitals' ECHL affiliate in Carbery's final two seasons in South Carolina. Carbery compiled a record of 207-115-38, leading the Stingrays to the Kelly Cup Playoffs in each of his five seasons. In total, Carbery guided South Carolina to two division titles, two Eastern Conference Finals appearances and a Kelly Cup Finals appearance in 2015. In 2013-14, Carbery won the John Brophy Coach of The Year Award after leading the Stingrays to their first division title since 2000-01. Carbery is one of four coaches to ever win coach of the year awards at both the AHL and ECHL levels.

In addition to his time with the Maple Leafs, Bears and Stingrays, Carbery served as head coach of the Saginaw Spirit of the Ontario Hockey League (OHL) in 2016-17 and was an assistant coach with the AHL's Providence Bruins in 2017-18.

Carbery, whose coaching career began in 2010-11 as an assistant coach with South Carolina, played parts of two seasons with the Stingrays and helped the team capture the Kelly Cup in 2009. That same season, Carbery was honored as the Stingrays' inaugural Jerry Zucker Community Service Award winner for his work in the Lowcountry community. Carbery, a forward, played 181 games over three ECHL seasons with Bakersfield, Stockton, Fresno and South Carolina and 63 games in the CHL with Tulsa. Carbery graduated from St. Norbert College, where he played for three seasons after playing one season at the University of Alaska Anchorage.

Carbery and his wife, Casey, have two children, Hudson and Vivian.



The Capitals improved by 20 points in Carbery's second season behind the bench.



In two seasons under Carbery, Washington has a record of 91-53-20 (.616 point percentage) and has qualified for the playoffs both years.



Carbery was named the 20th head coach in franchise history on May 30, 2023.



Scott Allen

Assistant Coach

Scott Allen, 59, is in his third season as an assistant coach with the Capitals. Allen is responsible for the Capitals' penalty kill, which ranked tied for fourth in the NHL this season (82.0%). Over the last three seasons, Washington owns the seventh-highest penalty-kill percentage (81.0%) in the League.

Prior to joining Washington, Allen spent three seasons with the Hershey Bears of the American Hockey League (AHL). With Hershey, Allen served as an assistant coach for two seasons before being named the Bears' head coach ahead of the 2021-22 season. Under Allen, Hershey finished with a record of 34-32-6-4, clinching a Calder Cup Playoff berth, and ranked tied for 11th in the AHL in goals against (209).

The New Bedford, Massachusetts native has coached professionally for more than 25 seasons, including assistant positions with the New York Islanders (2009-12), the Florida Panthers (2016-17) and the Arizona Coyotes (2017-19). With Arizona, Allen worked with the Coyotes' defensemen and penalty kill. During the 2018-19 season, Arizona ranked tied for first in the NHL in penalty kill percentage (85.0) and tied for fifth in goals against per game (2.68). In Allen's one season with Florida, the Panthers finished with the second-best penalty kill percentage in the NHL (85.3). Additionally, Allen has coached in the AHL for 14 seasons.

Allen played professionally for 10 seasons in the All-American Hockey League, Atlantic Coast Hockey League, Colonial Hockey League, Central Hockey League and ECHL. Allen, a forward, won back-to-back Kelly Cups with the Carolina Thunderbirds in 1989 and the Greensboro Monarchs in 1990.

Allen and his wife, Traci, have two daughters: Mackenzie and Camryn.



Mitch Love

Assistant Coach

Mitch Love, 40, is in his second season as an assistant coach with the Capitals. Love, who primarily works with the Capitals' defensemen, oversaw the NHL's fourth-highest scoring defense corps this season.

Love joined Washington after spending the previous two seasons as the head coach of the Calgary Flames' AHL affiliate, the Calgary Wranglers (2022-23) and Stockton Heat (2021-22). Love, who guided Calgary to an AHL-best 51-17-3-1 record in 2022-23, received the Louis A.R. Pieri Memorial Award as the AHL's outstanding coach for the second consecutive season. Love became just the third coach in AHL history to win back-to-back Pieri Awards and the first to do so in his first two seasons in the league.

Under Love, Calgary ranked first in the AHL in goals against per game (2.42) and penalty kill percentage (85.1%) in 2022-23 and fourth in goals for per game (3.56). In 2021-22, Stockton ranked third in the AHL in goals against per game (2.72) and finished with the league's second-best record. In two seasons as head coach, Love compiled a record of 96-33-8-3 and won two Pacific Division titles.

Prior to joining the Flames organization, Love was head coach of the Saskatoon Blades of the Western Hockey League (WHL) from 2018-21, where he posted a record of 95-44-12-4 over three seasons. The Quesnel, British Columbia native also served as an assistant coach with the Everett Silvertips of the WHL for seven seasons from 2011-18.

Internationally, Love was an assistant coach on Canada's gold-medal winning team at the 2020 IIHF World Junior Championship and served in the same role at the 2021 tournament, earning a silver medal. Love coached Capitals forward Connor McMichael at both tournaments. Love also earned a gold medal as an assistant coach for Canada at the 2018 Hlinka Gretzky Cup.

Love played professionally for six seasons, including five years in the AHL, where he recorded 27 points (6g, 21a) and 808 penalty minutes in 278 career games.



Kirk Muller

Assistant Coach

Kirk Muller, 59, is in his second season as an assistant coach with the Capitals and his 19th as an NHL coach. Muller is responsible for the Capitals' power play and forwards. Washington's power-play percentage jumped from 20.6 percent in 2023-24 to 23.5 percent this season.

The Kingston, Ontario native joined the Capitals after spending the previous two seasons as an associate coach with the Calgary Flames. In addition, Muller served two stints with the Montreal Canadiens as an assistant coach (2006-11) and as an associate coach (2016-21) and spent two seasons with the St. Louis Blues as an assistant coach (2014-16). Muller also served as head coach of the Carolina Hurricanes (2011-14) and the American Hockey League's (AHL) Milwaukee Admirals (2011). Muller's teams have qualified for the playoffs 10 times, including two conference final appearances (Montreal: 2010; St. Louis: 2016), and have ranked in the top 10 in power-play percentage seven times. During Muller's tenure in St. Louis, the Blues owned the NHL's third-highest power-play percentage (21.9 percent).

Internationally, Muller was an assistant coach for Canada at the 2012 and 2019 IIHF World Championships, earning a silver medal in 2019 along with Capitals forwards Dylan Strome and Anthony Mantha. Prior to joining the coaching ranks, Muller appeared in 1,349 games over 19 NHL seasons with the New Jersey Devils, Montreal, New York Islanders, Toronto Maple Leafs, Florida Panthers and Dallas Stars, recording 959 points (357g, 602a). Muller, the second overall pick in the 1984 NHL Draft, won the Stanley Cup with the Canadiens in 1993.

Muller and his wife, Stacey, have four daughters, Brittney, Kourtney, Bryelle and Kira.



Kenny McCudden

Assistant Coach – Skills Coach

Kenny McCudden, 63, is in his second season as assistant coach-skills coach with the Capitals.

McCudden joined the Capitals from the Columbus Blue Jackets, where he spent eight seasons as an assistant coach (2015-2023). During his eight seasons with Columbus, McCudden worked closely with Blue Jackets players, including Seth Jones, Cam Atkinson, Zach Werenski, Josh Anderson and Oliver Bjorkstrand, who all registered career highs in points during his tenure. In 2016-2017, McCudden was part of Jack Adams Award winner John Tortorella's coaching staff.

A Chicago native, McCudden joined the Blue Jackets in 2015 as a skills coach after spending 16 seasons as the skating and skills coach for the American Hockey League's (AHL) Chicago Wolves. With Chicago, McCudden helped the Wolves advance to the 2005 Calder Cup Finals and capture the Calder Cup championship in 2008. In 2019, McCudden was inducted into the Illinois Hockey Hall of Fame.

McCudden has worked with numerous NHL players and prospects as a skills coach and instructed at development camps for the Colorado Avalanche, St. Louis Blues and Atlanta Thrashers. In addition, McCudden served as the skating and skills coach for the United States Women's National Team from 2011-14 and as a scout for the silver medal-winning squad at the 2014 Winter Olympics in Sochi, Russia.

McCudden and his wife, Cathy, reside in Woodstock, Ill. during the summer.



Scott Murray

Goaltending Coach

Scott Murray is in his eighth season as the Capitals' goaltending coach. Over the last eight seasons, Capitals goaltenders have combined for 344 wins, the ninth-most in the NHL.

This season, Murray worked with goaltenders Logan Thompson and Charlie Lindgren. Thompson won a career-high 31 games in 2024-25 and ranked in the top 10 in goals-against average (2.49) and save percentage (.910), while Lindgren reached the 20-win mark for the second straight season. Thompson and Lindgren became the second set of teammates in franchise history to each earn 20 wins in the same season.

During the Capitals' 2017-18 Stanley Cup-winning season, Murray helped Braden Holtby set a franchise record for most wins in the postseason and lead all NHL goalies in goals-against average (2.16) during the playoffs.

Prior to joining the Capitals, Murray spent four seasons with Washington's American Hockey League affiliate, the Hershey Bears. Murray joined Hershey in 2013 after spending four seasons as the goaltending coach for the Sudbury Wolves of the Ontario Hockey League. Murray, 46, played hockey collegiately at Lake Superior State University. The St. Clements, Ontario, native also played for the San Angelo Saints (Central Hockey League) and Motor City Mechanics (United Hockey League) during his professional career.

Murray and his wife Renee have three children, a son Tylar, and two daughters, Ella and Liv.



Brett Leonhardt

Assistant Coach – Video

Brett Leonhardt is in his 13th season as the Capitals' video coach and seventh as an assistant coach. Leonhardt's responsibilities include developing and delivering game plan meetings and pre-scouting opponents at five-on-five play.

Leonhardt spent two seasons in the NHL office in Toronto as their video manager for hockey operations beginning in 2011. In his role, he was responsible for breaking down and handling all video for rule changes, video reviews, officiating issues and more.

Prior to his time with the NHL, Leonhardt received a Bachelor of Arts in communications and media arts at Neumann University and was a recipient of the John A. Phillips Scholar-Athlete Award as well as the John Facenda Award for excellence in communication arts. He played hockey collegiately at both Neumann University and Oswego State University after spending three seasons playing for the Cambridge Winterhawks and Kitchener Dutchmen of the GOJHL.

Leonhardt was born in Kitchener, Ont. He and his wife Logan, reside in Ashburn, Va., with their twin boys, Beckham and Lennox.



Emily Engel-Natzke

Video Coach

Emily Engel-Natzke is in her third season with the Capitals. Engel-Natzke, 34, previously served as video coach for Washington's AHL affiliate the Hershey Bears during the 2020-21 and 2021-22 seasons.

With Hershey, Engel-Natzke was responsible for producing opponent pre-scouts and coaching reports, as well as in-game and postgame video breakdowns.

The Fort Collins, Colorado native previously worked with the University of Wisconsin's men's and women's hockey teams as video coordinator from 2015-2017 and as assistant director of operations/video coordinator with the men's team from 2017-2020.

In addition, Engel-Natzke has worked with USA Hockey as a video coach for the U18 and Senior Women's National Teams. Engel-Natzke was part of the gold-medal winning staffs for the U18 team at the 2018 Women's World Championship in Dmitrov, Russia, and for the Senior Women's team at the 2019 World Championship in Espoo, Finland.

Engel-Natzke and her wife, Spencer, reside in Vienna with their dog, Hat Trick, and two cats, Juusto and Lucy.



Jason Serbus

Director of Sports Medicine and Head Athletic Trainer

Jason Serbus is in his eighth season as head athletic trainer and third as director of sports medicine with the Washington Capitals where he oversees all aspects of the team's medical operations. On Jan. 7, 2019 against Detroit, Serbus took part in his 1,500th career professional game.

Prior to joining Washington, Serbus was the head athletic trainer with the Arizona Coyotes for nine seasons. Serbus worked as an athletic trainer for the U.S. Men's National Team for the third time in 2017 at the IIHF World Championships in Germany after being with the Men's National Team during the 2016 World Championships in Russia and 2009 in Switzerland. Serbus also has served as the athletic trainer for the USA Hockey U-17 team on four occasions. Additionally, he worked three seasons as the assistant athletic trainer with the Tampa Bay Lightning and four seasons with their ECHL affiliate Pensacola Ice Pilots, earning "Athletic Trainer of the Year for Professional Sports" honors by the Athletic Trainers' Association of Florida in 2003.

A native of Bird Island, Minnesota, Serbus has worked with Eisbären Berlin of the DEL, the University of Wisconsin-River Falls, the Central Texas Stampede of the Western Professional Hockey League and at NovaCare Rehabilitation. A member of the National Athletic Trainers' Association, Virginia Athletic Trainers' Association, and the Professional Hockey Athletic Trainers Society, he earned his Bachelor of Science degree in Biology from the University of Wisconsin-River Falls and a Master of Arts degree in Exercise Physiology from the University of Northern Colorado.

Serbus resides in Falls Church, Va., with his wife, Paula, and son, Garrett.



Steve Ruhmel

Assistant Athletic Trainer

Steve Ruhmel is in his fifth season as assistant athletic trainer with the Washington Capitals.

Ruhmel joined the Capitals in 2020-21 after spending the previous four seasons as an assistant athletic trainer with the New Jersey Devils. Prior to joining the Devils, Ruhmel spent two seasons with the Florida Panthers' American Hockey League (AHL) affiliates, the San Antonio Rampage (2014-15) and the Portland Pirates (2015-16), as the team's head athletic trainer. Additionally, Ruhmel worked for two years as the head athletic trainer with the Florida Everblades of the ECHL from 2012-14 and as a graduate assistant athletic trainer with the mens' and womens' hockey program at Elmira College. Ruhmel is a licensed athletic trainer and massage therapist.

The Land O' Lakes, Fla., native completed his undergraduate studies at the University of South Florida, earning a degree in athletic training and received his master's degree in education with a certificate in health services management from Elmira College. He currently resides in Burke, Va., with his wife, Stephanie, his daughter, Riley and son, Beckett.



Murphy Luatua

Assistant Athletic Trainer

Murphy Luatua joined the Capitals in 2020-21 and is in his fifth season as the team's assistant athletic trainer after spending the previous two seasons as the head athletic trainer for the Hershey Bears in the American Hockey League (AHL).

Luatua first worked with Hershey with Pivot Physical Therapy where he served as a Certified Athletic Trainer starting in 2014. Working with former Capitals head athletic trainer Greg Smith at Pivot, Luatua would travel to assist with Bears practices and games before joining the team full-time.

Also at Pivot, Luatua served as head athletic trainer of Westminster High School. From 2012-14, Luatua worked at McDaniel College as a graduate assistant athletic trainer. He received his master's degree from McDaniel College in 2014, and attended Bridgewater College for his bachelor of science in athletic training.

Luatua and his wife Megan have two children, daughter, Amelia and son, Murphy.



Zach Bryne

Massage Therapist

Zach Bryne is in his sixth season as the team's massage therapist. Prior to joining the Capitals, Bryne worked as the massage therapist for the AHL's Syracuse Crunch for one season.

Bryne obtained his massage certification at Lauterstein-Conway Massage School in Austin, Texas. He has a certification in sports manual therapy and advanced deep tissue. Bryne worked with the AHL's Texas Stars from 2012 to 2014 and won a Calder Cup during the 2013-14 season.

Originally from Philadelphia, Bryne resides in Arlington, Va.



Zack Leddon

Head Strength and Conditioning Coach

Zack Leddon is in his second season as head strength coach. Prior to being named head strength coach, Leddon served as the team's assistant strength and conditioning coach for five seasons.

Leddon is responsible for the strength and conditioning of all Capitals players, which includes both in season and off-season workouts, on-ice conditioning, and injury rehab. Working closely with assistant strength and conditioning coach Mike Wagner, nutritionist Sue Saunders and regeneration specialist Dr. David LeMay, Leddon oversees the on-ice monitoring of players' conditioning, nutritional strategies, and supplement program.

In addition, Leddon works closely with Kurtis Freter, Hershey Bears head strength & conditioning coach, in the development of the Capitals prospects in Hershey and drafted players in North America and overseas.

Leddon graduated with a bachelor's degree in exercise science from the University of North Carolina Wilmington in 2014 and received a master's degree in strength and conditioning from George Washington University in 2017.

A native of Whitsett, N.C., Leddon currently resides in North Springfield, Va. with his wife Anna and his dogs Millie and Goose.



Mike Wagner

Assistant Strength and Conditioning Coach

Mike Wagner is in his second season as assistant strength and conditioning coach with the Washington Capitals after spending the previous seven seasons as the strength and conditioning coach for Washington's AHL affiliate, the Hershey Bears.

A Hershey native, Wagner has worked with the University of Maryland, Millersville University and Villanova University. Wagner has a master's degree in exercise science and health promotion with a concentration in injury prevention and performance enhancement. Wagner and his wife Katrina have two children, son Reid and daughter Katerina.



Brock Myles

Head Equipment Manager

Brock Myles is in his 19th season as head equipment manager of the Washington Capitals. Myles joined the Capitals after spending eight seasons in the American Hockey League (AHL), where he served as the head equipment manager for both the Portland Pirates (2001-06) and the Louisville Panthers (1999-01). Prior to his stint in the AHL, Myles worked as the head equipment manager for the Port Huron Border Cats and the Detroit Falcons of the United Hockey League (UHL).

Myles received his degree in sports administration from Durham College in Oshawa and Sports Equipment and Business from Humber College in Toronto. Myles, a native of Chesley, Ont., became a United States citizen in July 2013. He resides in Alexandria, Va., with his wife Shannon, and their two children. Myles enjoys golf and traveling and is a member of the Society of Professional Hockey Equipment Managers (SPHEM).



Craig Leydig

Equipment Assistant

Craig Leydig is in his 37th season with the Washington Capitals equipment staff.

During his tenure with the Capitals, Leydig received numerous professional honors. Leydig oversaw the locker room operations in the 2009 NCAA Frozen Four Tournament in Washington, D.C. and represented the team at the 1999 and 2018 NHL All-Star Games, which were both held in Tampa Bay, Florida. A veteran of over 2,800 games, Leydig joined the Capitals from the New York Islanders, where he served one season as the assistant athletic trainer.

A native of Washington, D.C., Leydig, who is certified in Advanced First Aid and CPR, attended Prince George's Community College in Maryland. He and his wife, Mary, live in Annapolis with their children: Cameron, Luke, Brooke, Andrew and Caroline.



Dave Marin


Equipment Assistant

Dave Marin is in his 17th year with the Washington Capitals and 14th season as an equipment assistant.

Marin splits his duties between assisting the Capitals equipment staff with the day-to-day equipment and locker room maintenance and serving as the visiting dressing room manager. Marin manages the visiting team equipment upon arrival and assists the visiting team's equipment staff with all of their needs while in town. On Dec. 4, 2023 against Arizona, Marin worked his 1,000th career

professional game.

A native of Alexandria, Va., Marin spent two years as assistant equipment manager with the Columbia Inferno of the ECHL and is a graduate of the University of South Carolina. He and his wife, Rachel, and his daughters, Brynn and Bailey, reside in Falls Church, Va.



Cameron Parker

Equipment Assistant

Cameron Parker is in his fifth season with the Capitals after spending the previous four seasons with the South Carolina Stingrays of the ECHL.

Prior to his time in South Carolina, Parker worked as an assistant equipment manager with the Springfield Falcons in the American Hockey League (AHL) in 2015-16.

Parker additionally spent time as an Assistant Equipment Manager at the College of Holy Cross from 2013-2015, overseeing operations for the men's and women's hockey team in addition to other sports. A 2012 graduate of Southern New Hampshire University, Parker also served as the Equipment Manager for the men's hockey team at his alma mater from 2009-2012. Parker is a member of the Society of Professional Hockey Equipment Members.

A native of Nashua, N.H., Parker and his wife Ali reside in Arlington, Va.

HOCKEY OPERATIONS STAFF



Kris Wagner
Director of Hockey
Operations



Rob Tillotson
Director of Team Services



Tim Barnes
Director of Hockey
Analytics



Jamie Davis
Director of Hockey
Technology



H.T. Lenz
Manager of Hockey
Analytics



Jeremy Sinton
Manager of Hockey
Operations



Ralph Rice
Team Security

PLAYER DEVELOPMENT



Steve Richmond
Director of Player
Development



Olie Kolzig
Player Development



Brooks Orpik
Player Development



Jim Slater
Player Development

SCOUTING STAFF



Danny Brooks
Director of
Player Recruitment



Jason Fitzsimmons
Director of Minor League
Operations



Brian Sutherby
Head Pro Scout



Rich Alger
Amateur Scout



Darrell Baumgartner
Amateur Scout



Maddie Bishop
NCAA Scout



Steve Bowman
Scout



Matt Bradley
Pro Scout



Alan Haworth
Amateur Scout



Phil Horner
Amateur Scout



Matti Lamberg
European Scout



Evan Marble
Amateur Scout



Rob Murphy
Pro Scout



Martin Pouliot
Reserve List Scout



Karl Stewart
Amateur Scout



A.J. Toews
Amateur Scout



Mats Weiderstal
European Scout

Not pictured:

Jeremy Browning - Amateur Scout
Patrick Cehlin - European Scout
Chris Davis - Hockey Technology Assistant
Ryan Davis - Hockey Technology Assistant
Peter Ihnacak - European Scout
Ali Laaouan - Amateur Scout
Maxim Mayorov - European Scout
Bretton Stamler - Pro Scout
Daniel Vukovic - European Scout

2024-25 WASHINGTON CAPITALS ROSTER

FORWARDS (17)	No.	Ht.	Wt.	SHOOTS	BORN	BIRTHPLACE
Nicklas Backstrom*	19	6'1"	199	Left	11/23/87	Gavle, Sweden
Anthony Beauvillier	72	5'11"	180	Left	6/8/97	Sorel-Tracy, Quebec
Nic Dowd	26	6'2"	190	Right	5/27/90	Huntsville, Alabama
Pierre-Luc Dubois	80	6'4"	220	Left	6/24/98	Ste-Agathe-des-Monts, Quebec
Brandon Duhaime	22	6'2"	210	Left	5/22/97	Coral Springs, Florida
Lars Eller	20	6'2"	2018	Left	5/8/89	Rodovre, Denmark
Ethen Frank	53	5'11"	188	Right	2/5/98	Aurora, Colorado
Ryan Leonard	9	6'0"	200	Right	1/21/05	Amherst, Massachusetts
Andrew Mangiapane	88	5'10"	183	Left	4/4/96	Toronto, Ontario
Connor McMichael	24	6'0"	180	Left	1/15/01	Ajax, Ontario
Sonny Milano*	15	6'0"	200	Left	5/12/96	Massapequa, New York
T.J. Oshie*	77	6'0"	200	Right	12/23/86	Everett, Washington
Alex Ovechkin	8	6'3"	238	Right	9/17/85	Moscow, Russia
Aliaksei Protas	21	6'6"	247	Left	1/6/01	Vitebsk, Belarus
Taylor Raddysh	16	6'3"	200	Right	2/18/98	Caledon, Ontario
Dylan Strome	17	6'3"	196	Left	3/7/97	Mississauga, Ontario
Tom Wilson	43	6'4"	225	Right	3/29/94	Toronto, Ontario
DEFENSEMEN (9)						
Alex Alexeyev	27	6'4"	229	Left	11/15/99	St. Petersburg, Russia
Ethan Bear	25	5'11"	197	Right	6/26/97	Regina, Saskatchewan
John Carlson	74	6'3'	220	Right	1/10/90	Natick, Massachusetts
Jakob Chychrun	6	6'2"	216	Left	3/31/98	Boca Raton, Florida
Martin Fehervary	42	6'2"	203	Left	10/6/99	Bratislava, Slovakia
Dylan McIlrath	52	6'5"	240	Right	4/20/92	Winnipeg, Manitoba
Matt Roy	3	6'2"	212	Right	3/1/95	Detroit, Michigan
Rasmus Sandin	38	5'11"	189	Left	3/7/00	Uppsala, Sweden
Trevor van Riemsdyk	57	6'3"	197	Right	7/24/91	Middletown, New Jersey
GOALTENDERS (3)				CATCHES		
Charlie Lindgren	79	6'2"	190	Right	12/18/93	Lakeville, Minnesota
Clay Stevenson	33	6'4"	197	Left	3/3/99	Drayton Valley, Alberta
Logan Thompson	48	6'4"	207	Right	2/25/97	Calgary, Alberta

*Long Term Injured Reserve





ALEX ALEXEYEV

BIO INFO

★ ★ ★

Defense | Height: 6'4" | **Weight:** 229 | **Shoots:** Left

Born: November 15, 1999 | **Birthplace:** St. Petersburg, Russia

Drafted: WSH, 1st Round (31st overall), in 2018

REGULAR SEASON

PLAYOFFS

YEAR	TEAM	LEAGUE	GP	G	A	PTS	PIM	+/-	PPG	SHG	GWG	S	GP	G	A	PTS	PIM
2015-16	Serebryanye Lvy	MHL	20	1	1	2	8	4	-	-	-	-	-	-	-	-	-
	Russia U17	WHC-17	6	0	4	4	2	-	-	-	-	-	-	-	-	-	-
	Russia U18	WJC-18	5	0	2	2	4	-1	-	-	-	-	-	-	-	-	-
2016-17	Red Deer	WHL	41	4	17	21	24	7	1	0	1	-	-	-	-	-	-
2017-18	Red Deer	WHL	45	7	30	37	29	-3	2	0	0	79	3	2	3	5	2
2018-19	Red Deer	WHL	49	10	33	43	34	19	3	0	2	129	-	-	-	-	-
	Russia U20	WJC-20	7	2	4	6	10	9	-	-	-	-	-	-	-	-	-
2019-20	Hershey	AHL	58	3	18	21	16	8	0	0	0	86	-	-	-	-	-
2020-21	Salavat Yulaev	KHL	55	8	8	16	10	3	1	0	2	65	9	0	1	1	4
	Hershey	AHL	12	2	7	9	4	11	0	0	1	23	-	-	-	-	-
2021-22	Hershey	AHL	68	1	18	19	51	6	0	0	0	80	3	0	1	1	0
	CAPITALS	NHL	1	0	0	0	2	0	0	0	0	0	-	-	-	-	-
2022-23	CAPITALS	NHL	32	0	5	5	4	-2	0	0	0	28	-	-	-	-	-
	Hershey	AHL	4	0	1	1	0	1	0	0	0	5	-	-	-	-	-
2023-24	CAPITALS	NHL	39	1	2	3	6	-8	0	0	0	20	4	0	1	1	4
2024-25	CAPITALS	NHL	8	0	0	0	0	2	0	0	0	7	-	-	-	-	-
	Hershey	AHL	3	0	2	2	0	5	0	0	0	0	-	-	-	-	-
NHL / CAPITALS TOTALS			80	1	7	8	12	-8	0	0	0	55	4	0	1	1	4

2024-25 HIGHLIGHTS

★ ★ ★

Appeared in eight games with the Capitals and posted a +2 plus-minus rating... Skated a season-high 23:30, 4/17 at PIT... Had a season-high three hits, 11/8 vs. PIT... Made his season debut and posted a +2 plus-minus rating, 10/31 vs. MTL... Recorded two assists and a +5 plus-minus rating in three games with Hershey (AHL).

PLAYOFF CAREER

★ ★ ★

2024: Appeared in all four of the Capitals' playoff games... Ranked third on the Capitals in blocked shots (7), tied for fifth in shorthanded ice time (8:25) and seventh in ice time per game (19:13)... Recorded his first career playoff point, an assist, in Game 4 of the First Round, 4/28 vs. NYR... Made Stanley Cup Playoff debut in Game 1 of the First Round, 4/21 at NYR. **2022:** Appeared in three Calder Cup Playoff games with Hershey and tallied an assist. **2021:** Recorded one assist in nine KHL playoff games with Salavat Yulaev Ufa.

27

VS. THE NHL

TEAM	GP	G	A	PTS	PIM
ANA	2	0	1	1	0
ARI	2	0	0	0	0
BOS	3	0	0	0	0
BUF	4	1	1	2	0
CGY	3	0	0	0	2
CAR	3	0	0	0	0
CHI	2	0	0	0	0
CBJ	6	0	1	1	0
DET	3	0	0	0	0
EDM	2	0	0	0	0
FLA	3	0	0	0	2
LAK	1	0	0	0	0
MIN	2	0	0	0	0
MTL	2	0	0	0	0
NSH	2	0	0	0	2
NJD	3	0	0	0	0
NYI	5	0	0	0	2
NYR	3	0	0	0	0
OTT	3	0	0	0	0
PHI	4	0	0	0	0
PIT	6	0	1	1	0
SJS	1	0	0	0	0
SEA	2	0	1	1	2
STL	3	0	1	1	2
TBL	2	0	0	0	0
TOR	3	0	0	0	0
VAN	1	0	1	1	0
VGK	2	0	0	0	0
WPG	2	0	0	0	0

PLAYOFFS

TEAM	GP	G	A	PTS	PIM
NYR	4	0	1	1	4



NICKLAS BACKSTROM

BIO INFO

★ ★ ★

Center | Height: 6'1" | Weight: 199 | Shoots: Left

Born: November 23, 1987 | Birthplace: Gavle, Sweden

Drafted: WSH, 1st Round (4th overall), in 2006

REGULAR SEASON

PLAYOFFS

YEAR	TEAM	LEAGUE	GP	G	A	PTS	PIM	+/-	PPG	SHG	GWG	S	GP	G	A	PTS	PIM
2004-05	Brynäs	J20Selit	29	17	17	34	24	-	-	-	-	-	10	1	1	2	0
	Brynäs	SEL	19	0	0	0	2	-	-	-	-	-	-	-	-	-	-
2005-06	Brynäs	SEL	46	10	16	26	30	-	-	-	-	-	4	1	0	1	2
	Brynäs	J20Selit	-	-	-	-	-	-	-	-	-	-	1	0	0	0	2
	Sweden	WJC	6	4	3	7	2	-	-	-	-	-	-	-	-	-	-
	Sweden	WJC	6	4	3	7	2	-	-	-	-	-	-	-	-	-	-
2006-07	Brynäs	SEL	45	12	28	40	46	-	-	-	-	-	7	3	3	6	6
	Sweden	WJC	7	0	7	7	6	-	-	-	-	-	-	-	-	-	-
	Sweden	WC	9	1	5	6	4	-	-	-	-	-	-	-	-	-	-
2007-08	CAPITALS	NHL	82	14	55	69	24	13	3	0	4	153	7	4	2	6	2
	Sweden	WC	9	3	4	7	4	-	-	-	-	-	-	-	-	-	-
2008-09	CAPITALS	NHL	82	22	66	88	46	16	14	0	1	174	14	3	12	15	8
2009-10	CAPITALS	NHL	82	33	68	101	50	37	11	0	4	222	7	5	4	9	4
	Sweden	Olympics	4	1	5	6	0	-	-	-	-	-	-	-	-	-	-
2010-11	CAPITALS	NHL	77	18	47	65	40	24	4	1	2	202	9	0	2	2	4
2011-12	CAPITALS	NHL	42	14	30	44	24	-4	3	0	4	95	13	2	6	8	18
2012-13	CAPITALS	NHL	48	8	40	48	20	8	3	0	1	82	7	1	2	3	0
2013-14	CAPITALS	NHL	82	18	61	79	54	-20	6	1	1	196	-	-	-	-	-
	Sweden	Olympics	5	0	4	4	0	3	0	0	0	7	-	-	-	-	-
2014-15	CAPITALS	NHL	82	18	*60	78	40	5	3	0	3	153	14	3	5	8	2
2015-16	CAPITALS	NHL	75	20	50	70	36	17	3	0	4	129	12	2	9	11	8
2016-17	CAPITALS	NHL	82	23	63	86	38	17	8	0	5	162	13	6	7	13	2
	Sweden	World Cup	4	2	2	4	2	3	-	-	-	-	-	-	-	-	-
	Sweden	WC	5	3	4	7	8	6	-	-	-	-	-	-	-	-	-
2017-18	CAPITALS	NHL	81	21	50	71	46	5	7	0	4	165	20	5	18	23	6
2018-19	CAPITALS	NHL	80	22	52	74	30	2	7	0	5	169	7	5	3	8	4
2019-20	CAPITALS	NHL	61	12	42	54	14	-1	2	0	0	132	5	0	1	1	0
2020-21	CAPITALS	NHL	55	15	38	53	14	0	5	0	0	91	5	0	1	1	0
2021-22	CAPITALS	NHL	47	6	25	31	12	-8	1	0	1	68	6	2	4	6	4
2022-23	CAPITALS	NHL	39	7	14	21	14	-25	6	0	0	59	-	-	-	-	-
2023-24	CAPITALS	NHL	8	0	1	1	2	-3	0	0	0	122	-	-	-	-	-
2024-25	CAPITALS	NHL	-	-	-	-	-	-	-	-	-	-	-	-	-	-	-

NHL / CAPITALS TOTALS

1,105 271 762 1,033 504 83 86 2 39 2,264 139 38 76 114 62

* League Leader

2024-25 HIGHLIGHTS

★ ★ ★

Missed season due to injury.

19



VS. THE NHL

TEAM	GP	G	A	PTS	PIM
ANA	19	7	14	21	2
ARI	19	3	10	13	16
BOS	52	11	42	53	16
BUF	53	13	27	40	20
CGY	21	7	16	23	8
CAR	66	15	47	62	36
CHI	17	6	12	18	4
COL	19	5	7	12	6
CBJ	41	8	23	31	24
DAL	20	6	16	22	10
DET	25	4	21	25	10
EDM	19	6	9	15	8
FLA	54	14	37	51	42
LAK	18	3	9	12	6
MIN	21	2	18	20	8
MTL	44	12	24	36	26
NSH	23	5	16	21	10
NJD	62	18	42	60	16
NYI	63	13	46	59	32
NYR	61	12	38	50	28
OTT	45	12	28	40	20
PHI	61	21	44	65	24
PIT	62	11	54	65	34
SJS	21	2	14	16	10
SEA	1	0	1	1	0
STL	21	9	16	25	4
TBL	54	14	49	63	40
TOR	46	10	37	47	28
VAN	19	0	13	13	12
VGK	9	4	2	6	0
WPG	49	18	30	48	4

PLAYOFFS

TEAM	GP	G	A	PTS	PIM
BOS	12	1	4	5	16
CAR	7	5	3	8	4
CBJ	6	2	6	8	2
FLA	6	2	4	6	4
MTL	7	5	4	9	4
NYI	9	3	3	6	2
NYR	33	2	15	17	8
PHI	14	6	7	13	8
PIT	25	8	16	24	6
TBL	9	1	4	5	4
TOR	6	2	4	6	2
VGK	5	1	6	7	2

PLAYOFF CAREER



Career: Ranks first in franchise playoff history in assists (76), overtime goals (4), power-play assists (39) and second in games played (139), goals (38), points (114) and power-play points (47). **2022:** Appeared in all six of Washington's First Round games against Florida... Ranked tied for second on the team in assists (4) and points (6)... Tallied two assists in Game 3 vs. Florida (5/7)... Scored a power-play goal in Game 2 (5/5). **2021:** Ranked third among Capitals forwards in time on ice per game (20:53) ... Recorded one assist in five First Round games vs. BOS. **2020:** Recorded one assist in three Round Robin games ... Skated in two First Round games vs. NYI. **2019:** Led the Capitals in goals (5) and ranked second on the team in points (8) during the playoffs ... Recorded four points (2g, 2a), including the game winning goal, in Game 5 of the First Round vs. CAR (4/20) ... Recorded two points (1g, 1a) in Game 2 of the First Round vs. CAR (4/13) ... Scored two goals, including his 100th career playoff point, in Game 1 of the First Round vs. CAR (4/11). **2018:** Ranked second on the team in assists (18) and third in points (23) during playoffs ... Recorded seven multi-point games, including three three-point games ... Scored the game-winning goal in OT in Game 5 of the ECQF vs. CBJ (4/21), marking his fourth career playoff overtime goal, the most in franchise history ... Moved into second in franchise history in playoff goals scored (31) ... Passed Kelly Miller for second in franchise history in playoff games played (116). **2017:** Led the Capitals in goals (6), assists (7) and points (13) during the postseason ... Recorded five multi-point games in 13 playoff games ... Scored the game-winning goal in Game 6 of the ECSF at PIT (5/8), marking his fifth career postseason game-winning goal ... Ranked first on the team in power-play points (1 g, 4a) ... Assisted on two game-winning goals during the postseason, in Game 4 of the ECQF at TOR (4/19) and in Game 3 of the ECSF at PIT (5/1) ... Finished second among Capitals forwards for time on ice per game (20:44) ... Scored a goal in Game 5 of the ECSF vs. PIT (5/6), passing Dale Hunter (72) for second place on the franchise playoff point list ... Recorded his 75th career playoff point in Game 6 of the ECSF at PIT (5/8). **2016:** Ranked first on the team in assists (9) and third in points (11) during the postseason ... Recorded three points (1g, 2a) in Game 2 of the ECQF vs. PHI (4/16), marking his fifth career three-point playoff game ... Earned two assists in Game 3 of the ECQF at PHI (4/18) ... Scored the game-winning and series-clinching goal in Game 6 of the ECQF vs. PHI (4/24), marking his fourth career postseason game-winning goal ... Won 18 of 20 faceoffs (90.0%) in Game 2 of the ECSF vs. PIT (4/30), marking the highest faceoff win percentage in the NHL playoffs since 1987-88 (min. 20 faceoffs) ... Earned two assists in Game 6 of the ECSF at PIT (5/10), passing Mike Ridley (60) for third place on the franchise playoff points list and fourth place on the Capitals franchise assists list. **2015:** Registered eight points (3g, 5a) in 14 playoff games ... Ranked tied for second on the team in playoff assists and faceoff win percentage (58.5%) and third in playoff points ... Recorded three points (1g, 2a) in Game 2 of the ECQF vs. NYI (4/17), marking his fourth career playoff game with three or more points, his sixth career multi-assist playoff game and his ninth multi-point playoff game ... Scored a goal in Game 3 of the ECQF at NYI (4/19) ... Earned two points (1g, 1a) in Game 4 of the ECQF at NYI (4/21) and scored the game-winning goal 11:09 into overtime, marking his franchise-leading third career playoff OT goal and second career postseason overtime goal against Jaroslav Halak (4/17/10 vs. MTL) ... Tallied an assist in Game 1 of the ECSF at NYR (4/30) ... Earned an assist in game 7 of the ECSF at NYR (5/13). **2013:** Ranked T-4th on the team with three points during the post-season ... Led the team in faceoff winning percentage (54.5%) during the playoffs ... Scored a goal in Game 3 of the ECQF at NYR. **2012:** Ranked 2nd on WSH in playoff scoring in 2012 and 1st in assists and penalty minutes ... Led all WSH forwards in ice time per game (21:31) and all Capitals in takeaways during the postseason (19) ... Scored the GWG in double overtime of Game 2 of the ECQF on 4/14 at BOS ... Had two, two-assist games during the playoffs. **2011:** Finished the 2011 playoffs 2nd among forwards in ice time per game (23:18) ... Led the team with 6 postseason takeaways. **2010:** 2nd on the team with 9 points (5g-4a) in 7 playoff games in the 2010 playoffs ... Had his 1st hat trick as a professional and added an assist in Game 2 of the ECQF vs. MTL (4/17) ... He and MTL's Andrei Kostitsyn became the 5th pair of playoff opponents to both record hat tricks in the same game ... Had a 3-point night (1g-2a) and was +4 in Game 4 at MTL (4/21). **2009:** His 12 assists in 14 playoff games during 2009 led the Caps, while his 15 points was 2nd on the team behind Ovechkin ... Led the NHL with 7 assists in the first round of the playoffs ... Finished with the second-best assist total in Caps playoff history, one shy of Andrei Nikolishin's single-season record (13, 1998) ... Had a point in all 7 Capitals wins in the playoffs ... 2 of his goals were PPGs...Recorded a 9-game point streak (3g-8a from 4/24—5/11) ... Notched 3 assists on 4/20 at NYR in Game 3 of the ECQF ... Tallied 8 points (3g-5a) vs. PIT in the ECSF ... Scored goals in Games 3, 4 and 5 vs. PIT (3g-1a; 5/6—5/9). **2008:** Shared the team lead in playoff goals (4) and was t-2nd in the NHL in first-round goals in 2008 ... Scored goals in 4 straight games to close out the ECQF series vs. PHI, notching the Capitals' first goal in each of those games.



ETHAN BEAR

BIO INFO

★ ★ ★

Defense | Height: 5'11" | **Weight:** 197 | **Shoots:** Right

Born: June 26, 1997 | **Birthplace:** Regina, Saskatchewan

Drafted: EDM, 5th Round (124th overall) in 2015

Acquired: Signed as a free agent, Dec. 28, 2023

REGULAR SEASON

PLAYOFFS

YEAR	TEAM	LEAGUE	GP	G	A	PTS	PIM	+/-	PPG	SHG	GWG	S	GP	G	A	PTS	PIM
2012-13	Seattle	WHL	1	0	0	0	0	0	0	0	0	-	-	-	-	-	-
2013-14	Seattle	WHL	58	6	13	19	18	1	3	0	0	-	9	2	2	4	6
2014-15	Seattle	WHL	69	13	25	38	23	1	7	0	1	-	6	1	2	3	0
	Canada U18	WHL	7	0	3	3	6	7	-	-	-	-	-	-	-	-	-
2015-16	Seattle	WHL	69	19	46	65	33	14	12	0	3	-	18	8	14	22	8
2016-17	Seattle	WHL	67	28	42	70	21	34	14	0	9	-	17	6	20	26	12
2017-18	Edmonton	NHL	18	1	3	4	10	-11	1	0	0	20	-	-	-	-	-
	Bakersfield	AHL	37	6	12	18	12	-8	0	0	2	55	-	-	-	-	-
2018-19	Bakersfield	AHL	52	6	25	31	34	14	1	0	0	88	8	2	2	4	4
2019-20	Edmonton	NHL	71	5	16	21	33	-4	1	0	1	99	4	0	0	0	0
2020-21	Edmonton	NHL	43	2	6	8	14	-1	0	0	1	53	4	0	0	0	0
2021-22	Carolina	NHL	58	5	9	14	20	1	0	0	2	97	-	-	-	-	-
2022-23	Vancouver	NHL	61	3	13	16	25	6	0	0	1	75	-	-	-	-	-
	Canada	WC	8	0	0	0	4	-1	-	-	-	-	-	-	-	-	-
2023-24	CAPITALS	NHL	24	1	3	4	10	-5	0	0	1	24	-	-	-	-	-
2024-25	Hershey	AHL	62	10	36	46	30	33	0	0	4	91	-	-	-	-	-
NHL TOTALS			275	17	50	67	112	-14	2	0	6	368	8	0	0	0	2
CAPITALS TOTALS			24	1	3	4	10	-5	0	0	1	24	-	-	-	-	-

2024-25 HIGHLIGHTS

★ ★ ★

Led Hershey with 46 points (10g, 36a) in 62 games... His 46 points are an AHL career high and ranked tied for seventh among AHL defensemen... His 36 assists ranked tied for sixth among blueliners... Ranked tied for first among all skaters in plus-minus (+33)... Represented Hershey at the 2025 AHL All-Star Classic in February and was named to the AHL's 2024-25 Second All-Star Team

PLAYOFF CAREER

★ ★ ★

2021: Appeared in all four of Edmonton's First Round games vs. WPG. **2020:** Appeared in all four of Edmonton's First Round games vs. CHI... Ranked fourth on the team in ice time per game (22:37)... Made his Stanley Cup Playoffs debut, 8/1. **2019:** Recorded four points (2g, 2a) in eight Calder Cup playoff games with the Bakersfield Condors. **2017:** Won the WHL championship with the Seattle Thunderbirds... Recorded 26 points (6g, 20a) in 17 playoff games... Led the WHL in playoff assists... Appeared in three Memorial Cup games. **2016:** Led Seattle defensemen with 22 points (8g, 14a) in 18 WHL playoff games.

25

VS. THE NHL

TEAM	GP	G	A	PTS	PIM
ANA	9	3	2	5	2
ARI	9	0	0	0	2
BOS	7	0	2	2	4
BUF	4	1	0	1	0
CGY	18	1	5	6	9
CAR	5	1	0	1	0
CHI	8	0	4	4	10
COL	9	2	3	5	4
CBJ	8	1	0	1	4
DAL	5	1	0	1	2
DET	8	1	0	1	8
EDM	4	0	0	0	0
FLA	9	0	2	2	0
LAK	12	0	0	0	8
MIN	7	0	3	3	4
MTL	13	1	1	2	0
NSH	8	0	2	2	4
NJD	8	1	0	1	0
NYI	7	0	3	3	6
NYR	8	0	2	2	0
OTT	11	0	3	3	6
PHI	5	1	1	2	2
PIT	8	0	3	3	2
SJS	9	1	3	4	0
SEA	3	0	0	0	5
STL	10	0	1	1	0
TBL	7	0	1	1	8
TOR	14	1	3	4	6
VAN	15	0	3	3	6
VGK	8	1	1	2	4
WSH	4	0	1	1	2
WPG	15	0	1	1	4

PLAYOFFS

TEAM	GP	G	A	PTS	PIM
CHI	4	0	0	0	0
WPG	4	0	0	0	2



ANTHONY BEAUVILLIER

BIO INFO

★ ★ ★

Left Wing | Height: 5'11" | **Weight:** 180 | **Shoots:** Left

Born: June 8, 1997 | **Birthplace:** Sorel-Tracy, Quebec

Drafted: NYI, 1st Round (28th overall), in 2015

Acquired: From PIT for WSH's 2nd round pick in 2025

REGULAR SEASON

PLAYOFFS

YEAR	TEAM	LEAGUE	GP	G	A	PTS	PIM	+/-	PPG	SHG	GWG	S	GP	G	A	PTS	PIM
2013-14	Shawinigan	QMJHL	64	9	24	33	26	-27	3	0	0	178	4	-	-	-	8
	Canada Quebec	WHC-17	6	2	2	4	6	-	-	-	-	-	-	-	-	-	-
2014-15	Shawinigan	QMJHL	67	42	52	94	72	16	16	4	8	337	7	2	5	7	14
	Canada U18	WJC-18	6	3	0	3	2	0	-	-	-	-	-	-	-	-	-
2015-16	Shawinigan	QMJHL	47	40	39	79	57	21	15	2	6	238	21	15	15	30	16
	Canada U20	WJC-20	5	1	0	1	2	0	-	-	-	-	-	-	-	-	-
2016-17	NY Islanders	NHL	66	9	15	24	10	1	0	0	2		-	-	-	-	-
2017-18	NY Islanders	NHL	71	21	15	36	16	2	3	0	2		-	-	-	-	-
	Bridgeport	AHL	3	2	0	2	0	2	0	0	0	16	-	-	-	-	-
	Canada	WC	9	2	1	3	10	4	-	-	-	-	-	-	-	-	-
2018-19	NY Islanders	NHL	81	18	10	28	8	1	1	0	4		8	1	1	2	-
2019-20	NY Islanders	NHL	68	18	21	39	15	-11	3	1	3		22	9	5	14	10
2020-21	NY Islanders	NHL	47	15	13	28	12	15	3	0	5		19	5	8	13	4
2021-22	NY Islanders	NHL	75	12	22	34	12	-10	5	0	1		-	-	-	-	-
2022-23	NY Islanders	NHL	49	9	11	20	10	-4	0	0	2		-	-	-	-	-
	Vancouver	NHL	33	9	11	20	14	-6	3	0	3		-	-	-	-	-
2023-24	Vancouver	NHL	22	2	6	8	4	8	1	0	0		-	-	-	-	-
	Chicago	NHL	23	2	4	6	2	-10	0	0	0		-	-	-	-	-
	Nashville	NHL	15	1	2	3	2	-6	1	0	0		6	1	1	2	2
2024-25	Pittsburgh	NHL	63	13	7	20	14	-1	0	1	0	120	-	-	-	-	-
	CAPITALS	NHL	18	2	3	5	0	3	0	0	0	29	-	-	-	-	-
NHL TOTALS			631	131	140	271	119	-18	20	2	22	1,214	55	16	15	31	16
CAPITALS TOTALS			18	2	3	5	0	3	0	0	0	29	-	-	-	-	-

2024-25 HIGHLIGHTS

★ ★ ★

Appeared in 18 games with Washington, tallying five points (2g, 3a)... Recorded first multi-point game as a Capital (2a), 3/20 vs. PHI... Scored his first goal as a Capital, 3/11 at ANA... Made his Capitals debut, 3/9 vs. SEA... Acquired from Pittsburgh for a second-round pick in the 2025 NHL Draft, 3/7... Recorded 20 points (13g, 7a) in 63 games with Pittsburgh... Ranked fifth on Pittsburgh in goals (13)... Skated a season-high 19:15, 2/8 at PHI... Played in his 600th career game, 1/25 at SEA... Scored two goals, 10/10 at DET... Had a four-game point streak, 11/11 - 11/16 (3g-2a-5p).

PLAYOFF CAREER

★ ★ ★

2024: Appeared in six games with Nashville... Ranked tied for fifth on Nashville in even strength points (2) and seventh in shots (9)... Recorded two points (1g, 1a) in Game 2 at Vancouver (4/23). **2021:** Recorded 13 points (5g, 8a) in 19 games with the NY Islanders... Ranked tied for second on the Islanders in assists and points and fourth in goals... Scored in three-straight games from 5/24 – 5/29... Recorded three points (1g, 2a) in Game 6 of the First Round vs. PIT (5/26). **2020:** Appeared in 22 games with the Islanders, tallying 14 points (9g, 4a)... Ranked tied for first on the team in goals and game-winning goals (3), second in shots (67) and tied for fourth in points... Had two multi-goal games (8/7 at FLA and 8/20 at WSH). **2019:** Tallied two points (1g, 1a) in eight games with the Islanders... Scored his first career Stanley Cup Playoffs goal in Game 2 vs. PIT (4/12)... Made his Stanley Cup Playoffs Debut (4/10). **2016:** Recorded 30 points (15g, 15a) in 21 QMJHL playoff games with Shawinigan... Led the QMJHL in playoff goals.

72

VS. THE NHL

TEAM	GP	G	A	PTS	PIM
ANA	17	2	4	6	6
ARI	14	6	5	11	4
BOS	26	4	3	7	6
BUF	23	8	7	15	2
CGY	14	3	0	3	4
CAR	26	2	6	8	7
CHI	13	3	2	5	0
COL	17	1	2	3	4
CBJ	26	3	9	12	6
DAL	18	7	3	10	2
DET	24	8	4	12	4
EDM	17	3	0	3	8
FLA	20	3	2	5	4
LAK	15	1	2	3	6
MIN	14	2	3	5	2
MTL	20	4	5	9	0
NSH	20	1	7	8	2
NJD	31	5	7	12	4
NYI	8	2	0	2	0
NYR	34	13	13	26	10
OTT	20	5	1	6	2
PHI	33	13	10	23	2
PIT	26	5	5	10	12
SJS	17	3	4	7	2
SEA	11	1	2	3	0
STL	17	4	3	7	2
TBL	18	3	4	7	0
TOR	21	6	5	11	2
UTA	2	0	0	0	0
VAN	13	4	5	9	0
VGK	12	1	4	5	4
WSH	29	3	8	11	10
WPG	15	2	5	7	2

PLAYOFFS

TEAM	GP	G	A	PTS	PIM
BOS	6	1	3	4	2
CAR	4	0	0	0	0
FLA	4	3	2	5	2
PHI	7	2	1	3	0
PIT	10	4	5	9	0
TBL	13	2	2	4	6
VAN	6	1	1	2	2
WSH	5	3	1	4	4



JOHN CARLSON

BIO INFO

★ ★ ★

Defense | Height: 6'3" | Weight: 220 | Shoots: Right

Born: January 10, 1990 | Birthplace: Natick, Massachusetts

Drafted: WSH, 1st Round (27th overall), in 2008

REGULAR SEASON

PLAYOFFS

YEAR	TEAM	LEAGUE	GP	G	A	PTS	PIM	+/-	PP	SH	GW	S	GP	G	A	PTS	PIM
2005-06	N.J. Rockets	ATJHL	38	2	10	12	42	-	-	-	-	-	-	-	-	-	-
2006-07	N.J. Rockets	ATJHL	44	12	38	50	96	-	-	-	-	-	-	-	-	-	-
	Indiana	USHL	2	0	0	0	6	-	-	-	-	-	-	-	-	-	-
2007-08	Indiana	USHL	59	12	31	43	72	-	-	-	-	-	4	1	0	1	0
2008-09	London	OHL	59	16	60	76	65	-	-	-	-	-	14	7	15	22	16
	Hershey	AHL	-	-	-	-	-	-	-	-	-	-	16	2	1	3	0
2009-10	CAPITALS	NHL	22	1	5	6	8	11	0	0	0	21	7	1	3	4	0
	Hershey	AHL	48	4	35	39	26	37	1	0	1	100	13	2	5	7	8
	United States	WJC	7	4	3	7	2	-	-	-	-	-	-	-	-	-	-
2010-11	CAPITALS	NHL	82	7	30	37	44	21	1	0	3	144	9	2	1	3	4
2011-12	CAPITALS	NHL	82	9	23	32	22	-15	4	0	0	152	14	2	3	5	8
2012-13	CAPITALS	NHL	48	6	16	22	18	11	0	0	0	97	7	0	1	1	4
2013-14	CAPITALS	NHL	82	10	27	37	22	-3	5	0	0	208	-	-	-	-	-
	United States	Olympics	6	1	1	2	0	1	0	0	0	5	-	-	-	-	-
2014-15	CAPITALS	NHL	82	12	43	55	28	11	3	1	3	193	14	1	5	6	4
2015-16	CAPITALS	NHL	56	8	31	39	14	16	2	0	4	124	12	5	7	12	4
2016-17	CAPITALS	NHL	72	9	28	37	10	7	3	0	3	180	13	2	2	4	4
	United States	World Cup	2	0	0	0	0	-3	0	0	0	-	-	-	-	-	-
2017-18	CAPITALS	NHL	82	15	53	68	32	0	4	0	4	237	24	5	15	20	8
2018-19	CAPITALS	NHL	80	13	57	70	34	21	3	0	1	185	7	0	5	5	6
2019-20	CAPITALS	NHL	69	15	60	75	26	12	2	0	6	189	5	0	6	6	2
2020-21	CAPITALS	NHL	52	10	34	44	12	-5	3	0	1	128	5	0	2	2	6
2021-22	CAPITALS	NHL	78	17	54	71	20	13	7	0	2	195	6	1	4	5	2
2022-23	CAPITALS	NHL	40	9	20	29	12	-7	3	1	0	124	-	-	-	-	-
2023-24	CAPITALS	NHL	82	10	42	52	40	-7	6	0	5	176	4	1	1	2	2
2024-25	CAPITALS	NHL	79	5	46	51	22	17	1	0	0	167	-	-	-	-	-
NHL / CAPITALS TOTALS			1,088	156	569	725	364	103	17	2	32	2,520	127	20	55	75	54

2024-25 HIGHLIGHTS

★ ★ ★

Led Washington in ice time per game (23:34) and ranked tied for second in assists (46)... Led Capitals defensemen in assists and points (51)... Reached the 40-assist and 50-point marks for the seventh time in his career... Tallied his 569th career assist and passed Scott Niedermayer for the 25th-most assists by a defenseman in NHL history, 4/10 vs. CAR... Recorded three assists, including the primary assist on Alex Ovechkin's record-tying 894th career goal, 4/4 vs. CHI... Registered a season-high seven shots, 4/1 at BOS... Recorded 700th career point, 1/6 at BUF... Passed Mark Howe (545) for the sixth-most assists by an American-born defenseman in NHL history, 1/6 at BUF... Passed Dave Ellett (153) for the 10th-most goals by an American-born defenseman in NHL history, 11/27 at TBL... Passed Ryan Suter and Reed Larson (685) for the seventh-most points by an American-born defenseman in NHL history, 11/15 at COL... Skated a season-high 28:30, 10/31 vs. MTL... Passed Al Iafraite (152) for the 11th-most goals by an American-born defenseman in NHL history, 10/22 at PHI... Passed Kevin Hatcher (677) for the ninth-most points by an American-born defenseman in NHL history, 10/17 vs. DAL.

74



VS. THE NHL

TEAM	GP	G	A	PTS	PIM
ANA	21	5	16	21	2
ARI	20	6	6	12	6
BOS	47	10	19	29	10
BUF	46	4	22	26	12
CGY	25	3	7	10	8
CAR	58	10	32	42	18
CHI	23	4	16	20	8
COL	23	3	11	14	16
CBJ	38	6	19	25	14
DAL	24	5	9	14	10
DET	32	4	19	23	4
EDM	22	1	17	18	6
FLA	47	8	21	29	18
LAK	22	5	9	14	6
MIN	20	0	7	7	8
MTL	44	3	23	26	24
NSH	23	1	18	19	22
NJD	61	11	39	50	32
NYI	58	8	27	35	14
NYR	55	7	33	40	12
OTT	40	9	15	24	8
PHI	61	5	31	36	16
PIT	56	7	28	35	12
SJS	23	2	17	19	8
SEA	8	0	4	4	4
STL	23	4	15	19	4
TBL	51	10	23	33	20
TOR	42	6	27	33	16
UTA	2	0	2	2	2
VAN	22	6	13	19	6
VGK	12	0	9	9	6
WPG	39	3	15	18	12

PLAYOFFS

TEAM	GP	G	A	PTS	PIM
BOS	12	0	4	4	10
CAR	7	0	5	5	6
CBJ	6	1	8	9	2
FLA	6	1	4	5	2
MTL	7	1	3	4	0
NYI	12	1	9	10	4
NYR	30	3	6	9	16
PHI	6	3	3	6	4
PIT	19	5	5	10	6
TBL	11	2	5	7	0
TOR	6	1	1	2	0
VGK	5	2	2	4	4

PLAYOFF CAREER



Career: Ranks first in franchise playoff history in games played (127), goals (20), assists (55) and points (75) among defensemen ... Ranks third in franchise playoff history in assists and points among all skaters. **2024:** Appeared in all four games for Washington and averaged a team-high 29:12 of ice time per game... Ranked tied for third on the team in points (2)... Scored a goal in Game 4 of the First Round vs. NY Rangers (4/26). **2022:** Led the Capitals in ice time per game (24:36) and ranked tied for second in assists (4) and tied for fourth in points (5)... Led Capitals defensemen in assists and points and ranked tied for first in goals. **2021:** Led the Capitals in time on ice per game (25:55) ... Recorded two assists in five First Round games vs. BOS. **2020:** Led the Capitals in assists (6), points (6), points per game (1.20) and time on ice per game (24:50) during the playoffs ... Passed Dale Hunter (47) for the third-most playoff assists in franchise history in Game 4 of First Round at NYI (8/18) ... Passed Scott Stevens (44) for the most playoff assists by a defenseman in franchise history and the fourth-most by any player in Game 2 of the First Round vs. NYI (8/14) ... Skated in all five First Round games vs. NYI. **2019:** Led the Capitals in time on ice per game (26:14) and power play points (4) during the playoffs ... Recorded two assists in Game 5 of the First Round vs. CAR (4/20), passing Mike Ridley (41) and tying Calle Johansson (42) for the fifth-most playoff assists in franchise history ... Recorded three assists in the first period of Game 1 in the First Round vs. CAR (4/11), tying an NHL record for the most assists in a single period in the playoffs ... Passed Dale Hunter (100) for the third most playoff games played in franchise history in Game 1 of the First Round (4/11). **2018:** Recorded 20 points (5g, 15a) in 24 playoff games ... Led NHL defensemen in goals, assists and points during playoffs ... Set new franchise record for points by a defenseman in a single postseason ... Moved into first among defensemen in franchise history in playoff goals (18), total points (55) and games played (100) and third in assists (37). **2017:** Recorded four points (2g, 2a) in 13 postseason games ... Registered two power play goals, tying for the team lead ... Ranked second on the team in time on ice per game (22:24) ... Scored a power-play goal and assisted on the game-winning goal in Game 5 of the ECSEF vs. PIT (5/6) ... Led Capitals defensemen in shots (38) ... Appeared in his 76th career playoff game against PIT (5/10), tying Mike Ridley for ninth on the franchise postseason games played list. **2016:** Registered 12 points (5g, 7a) in 12 games during the postseason, tying the franchise record for most points in a postseason by a defenseman (Kevin Hatcher, 1988; Scott Stevens, 1988) ... Became the third defenseman in franchise history to score five goals in a postseason (Sergei Gonchar, 1998: 7; Kevin Hatcher, 1988: 5) and the sixth defenseman in franchise history to earn seven assists in a postseason (Calle Johansson, Kevin Hatcher, Mike Green, Scott Stevens, Sylvain Cote) ... Set the franchise record for power-play goals in a postseason by a defenseman (4) and his eight power-play points (4g, 4a) mark the most by a Capitals skater since Alex Ovechkin (3g, 5a) in the 2009 Stanley Cup playoffs ... Registered a point in six consecutive games (4/28-5/10: 2g, 4a), marking the longest playoff point streak by a Capitals defenseman since Sergei Gonchar in the 1998 Stanley Cup playoffs (5/3/98-5/15/98: 3g, 3a) ... Led the Capitals in ice time per game (26:53), power-play points (8) and power-play goals (4), ranked tied for first in points (12), tied for second in assists (7), goals (5) and power-play assists (4) and second in shots (49) during the postseason ... Scored his first career playoff game-winning goal in Game 1 of the ECQF vs. PHI (4/14) ... Tallied two points (1g, 1a) in Game 2 of the ECQF vs. PHI (4/16) ... Earned three points (1g, 2a) in Game 3 of the ECQF at PHI (4/18), marking his first career postseason three-point game and first career multi-assist playoff game ... He is the first defenseman in the NHL to record three power-play points (1g, 2a) in a single playoff game since Sami Salo on May 22, 2011 (2g, 1a) ... He is the first NHL player to score a power-play goal in three straight postseason games (4/14-4/18: 3 PPG) in one playoff year since Patrick Marleau in 2011 (5/15/11-5/20/11: 3g) and the first Capitals defenseman to score a power-play goal in three straight postseason games since Al Iafrate in the 1993 Patrick Division semifinals (4/24/93-4/28/93: 3g) ... He is the first Capitals defenseman to record a power-play point in the first three playoff games of any series since Scott Stevens in the 1989 Patrick Division semifinals (4/5/89-4/8/89: 3a). **2015:** Registered playoff career highs in assists (5) and points (6) in 14 playoff games ... Led Washington in blocked shots (41) and ranked third in shots (41) during the postseason ... Led Capitals defensemen in assists and points ... Recorded an assist in Game 2 of the ECQF vs. NYI (4/17) ... Earned an assist in Game 4 of the ECQF at NYI (4/21) ... Scored a goal in Game 6 of the ECQF at NYI (4/25) ... Earned an assist in Game 7 of the ECQF vs. NYI (4/27) ... Earned an assist in Game 1 of the ECSEF at NYR (4/30), extending his points streak to three games ... Tallied an assist in Game 6 of the ECSEF vs. NYR (5/10). **2013:** Led the team with 22 blocked shots during playoffs ... Ranked 2nd on the team in shots on goal (21) and ice time per game (22:28) during the postseason ... Earned an assist in Game 3 of the ECQF at NYR. **2012:** Led WSH defensemen and T-5th on the team in 2012 postseason points ... T-1st among blueliners in goals and assists during playoffs ... Tied for team lead among defensemen in shots (27) ... 2nd on team in ice time per game (24:02) ... 4th on WSH in hits (30) and 1st in blocked shots (38) during the playoffs ... Scored a goal in Game 3 of ECSEF vs. NYR on 5/2 ... Scored in Game 5 of ECSEF at NYR, 5/7. **2011:** 2nd among rookies in the NHL in playoff ice time, skating 23:58 per game ... During the playoffs was 4th on the team in blocked shots (17) ... Tied for the league lead in goals by a rookie defenseman during the postseason (2). **2010:** Rejoined Hershey after the 2010 Stanley Cup playoffs and posted 7 points (2g-5a) in 13 games ... Had 5 points (2g-3a) in the last 3 games of the Calder Cup final (6/9-6/14), including the GWG in Games 4 and 6 ... Was +7 in the playoffs, including +4 in the final series vs. Texas. **2009:** Appeared in 16 playoff games for Hershey upon finishing his junior season with the London Knights (OHL) ... Recorded three points (2g, 1a) and was plus-three as the Bears won the Calder Cup.



JAKOB CHYCHRUN

BIO INFO



Defense | Height: 6'2" | **Weight:** 216 | **Shoots:** Left

Born: March 31, 1998 | **Birthplace:** Boca Raton, Florida

Drafted: ARI, 1st Round (16th overall), in 2016

Acquired: From OTT for Nick Jensen and WSH's 3rd-round pick in 2026, July 1, 2024

REGULAR SEASON

PLAYOFFS

YEAR	TEAM	LEAGUE	GP	G	A	PTS	PIM	+/-	PP	SH	GW	S	GP	G	A	PTS	PIM
2013-14	Toronto	GTHL	29	16	27	43	28	-	-	-	-	-	14	5	8	13	16
	Canada Ontario	WJC-17	5	1	3	4	4	-	-	-	-	-	-	-	-	-	-
2014-15	Sarnia	OHL	42	16	17	33	37	-11	8	1	2	-	-	-	-	-	-
2015-16	Sarnia	OHL	62	11	38	49	51	23	8	0	2	199	7	2	6	8	8
	Canada	WJC-18	7	1	3	4	8	5	-	-	-	-	-	-	-	-	-
2016-17	Arizona	NHL	68	7	13	20	47	-14	1	0	0	86	-	-	-	-	-
2017-18	Arizona	NHL	50	4	10	14	16	2	2	0	1	102	-	-	-	-	-
2018-19	Arizona	NHL	53	5	15	20	28	-12	3	0	0	117	-	-	-	-	-
2019-20	Arizona	NHL	63	12	14	26	38	4	5	0	2	149	9	1	0	1	8
2020-21	Arizona	NHL	56	18	23	41	42	-6	5	0	3	176	-	-	-	-	-
2021-22	Arizona	NHL	47	7	14	21	47	-20	1	0	2	141	-	-	-	-	-
2022-23	Arizona	NHL	36	7	21	28	22	8	4	0	0	114	-	-	-	-	-
	Ottawa	NHL	12	2	3	5	8	-1	0	0	0	30	-	-	-	-	-
2023-24	Ottawa	NHL	82	14	27	41	60	-30	7	0	2	204	-	-	-	-	-
2024-25	CAPITALS	NHL	74	20	27	47	52	17	5	0	6	179	-	-	-	-	-
NHL TOTALS			541	96	167	263	360	-52	33	0	16	1,298	9	1	0	1	8
CAPITALS TOTALS			74	20	27	47	52	17	5	0	6	179	-	-	-	-	-

2024-25 HIGHLIGHTS



Established single-season career highs in goals (20) and points (47)... Led NHL defensemen in game-winning goals (6) and ranked third in goals... Ranked second among Capitals defensemen in points, assists and ice time per game (21:04)... His 20 goals and 47 points were the most by a defenseman in their first season with the Capitals in franchise history... Recorded his second multi-goal game of the season, 3/30 vs. BUF... Scored two goals, including the game-winner, 2/22 at PIT... Played 500th career game, 1/2 vs. MIN... Named the NHL's Third Star of the Week for the week ending December 1 after recording seven points (3g, 4a) in four games... Recorded three points (1g, 2a), 11/25 at FLA... Tallied two assists and skated a season-high 27:27, 10/19 at NJD.

PLAYOFF CAREER



2020: Appeared in nine Round Robin games with Arizona... Scored his first career playoff goal, 8/17 vs. COL... Skated a career-high 20:36, 8/4 vs. NSH... Made his Stanley Cup Playoff debut, 8/2 at NSH. **2016:** Recorded eight points (2g, 6a) in seven playoff games with the Sarnia Sting (OHL).

6

VS. THE NHL

TEAM	GP	G	A	PTS	PIM
ANA	27	8	6	14	14
ARI	2	0	1	1	0
BOS	16	3	2	5	18
BUF	15	6	6	12	2
CGY	20	3	6	9	12
CAR	13	0	3	3	8
CHI	18	2	4	6	12
COL	26	3	9	12	21
CBJ	13	3	4	7	16
DAL	15	0	4	4	12
DET	16	5	11	16	6
EDM	21	3	8	11	12
FLA	17	2	5	7	14
LAK	29	5	8	13	22
MIN	27	10	4	14	14
MTL	13	4	3	7	8
NSH	13	3	2	5	12
NJD	14	2	5	7	6
NYI	14	2	6	8	0
NYR	14	1	5	6	16
OTT	10	0	1	1	2
PHI	15	4	7	11	31
PIT	14	4	2	6	8
SJS	27	3	10	13	18
SEA	7	1	4	5	6
STL	24	5	10	15	28
TBL	17	1	5	6	4
TOR	16	5	6	11	10
UTA	2	0	0	0	0
VAN	17	2	4	6	12
VGK	25	4	9	13	4
WSH	11	0	4	4	4
WPG	13	2	3	5	8

PLAYOFFS

TEAM	GP	G	A	PTS	PIM
COL	5	1	0	1	6
NSH	4	0	0	0	2



NIC DOWD

BIO INFO

★ ★ ★

Center | Height: 6'2" | **Weight:** 190 | **Shoots:** Right
Born: May 27, 1990 | **Birthplace:** Huntsville, Alabama
Drafted: LAK, 7th Round (198th overall), in 2009
Acquired: Signed as free agent, July 1, 2018

REGULAR SEASON

PLAYOFFS

YEAR	TEAM	LEAGUE	GP	G	A	PTS	PIM	+/-	PP	SH	GW	S	GP	G	A	PTS	PIM
2007-08	Culver M.A.	USHS-Prep	45	15	31	46	38	-	-	-	-	-	-	-	-	-	-
2008-09	St. Louis	NAHL	3	0	0	0	2	-1	-	-	-	-	-	-	-	-	-
	Wenatchee	NAHL	43	16	33	49	71	9	-	-	-	-	13	8	14	22	34
2009-10	Indiana	USHL	46	16	23	39	48	20	-	-	-	-	9	2	4	6	2
2010-11	St. Cloud State	NCAA	36	5	13	18	34	1	1	0	2	44	-	-	-	-	-
2011-12	St. Cloud State	NCAA	39	11	13	24	36	2	2	1	0	91	-	-	-	-	-
2012-13	St. Cloud State	NCAA	41	14	25	39	41	6	4	0	5	92	-	-	-	-	-
2013-14	St. Cloud State	NCAA	38	22	18	40	32	17	10	2	5	95	-	-	-	-	-
	Manchester	AHL	7	0	3	3	0	1	0	0	0	6	4	1	0	1	0
2014-15	Manchester	AHL	75	9	32	41	44	17	2	0	2	118	19	7	6	13	10
2015-16	Los Angeles	NHL	5	0	0	0	2	1	0	0	0	3	-	-	-	-	-
	Ontario	AHL	58	14	34	48	49	13	3	1	3	140	13	4	7	11	14
2016-17	Los Angeles	NHL	70	6	16	22	25	-15	1	0	2	78	-	-	-	-	-
2017-18	Los Angeles	NHL	16	0	1	1	12	-3	0	0	0	11	-	-	-	-	-
	Vancouver	NHL	40	3	0	3	16	-7	1	0	1	40	-	-	-	-	-
2018-19	CAPITALS	NHL	64	8	14	22	20	10	0	0	3	47	7	1	0	1	6
2019-20	CAPITALS	NHL	56	7	8	15	28	11	0	3	1	52	8	0	0	0	4
2020-21	CAPITALS	NHL	56	11	4	15	31	4	0	0	3	68	5	2	0	2	4
2021-22	CAPITALS	NHL	64	10	14	24	44	10	0	1	0	90	6	1	1	2	4
2022-23	CAPITALS	NHL	65	13	12	25	26	6	0	0	3	62	-	-	-	-	-
2023-24	CAPITALS	NHL	64	12	10	22	47	-2	0	0	2	61	4	0	0	0	6
2024-25	CAPITALS	NHL	82	14	13	27	56	7	0	2	3	86	-	-	-	-	-
NHL TOTALS			582	84	92	176	307	22	2	6	18	598	30	4	1	5	24
CAPITALS TOTALS			351	75	75	150	252	46	0	6	15	466	30	4	1	5	24

2024-25 HIGHLIGHTS

★ ★ ★

Established single-season career highs in goals (14), points (27) and games played (82)... Ranked second on Washington in faceoffs won (596) and fourth in hits (128)... Led Capitals forwards in shorthanded ice time per game (2:34)... Registered four multi-goal games... Skated a season-high 19:04, 3/20 vs. PHI... Scored the game-winning goal, 3/11 at ANA... Recorded his fourth career three-point game (2g, 1a), 2/4 vs. FLA... Recorded his fourth career three-point game (1g, 2a), 2/4 vs. FLA... Registered a season-high five hits, 11/25 at FLA.

PLAYOFF CAREER

★ ★ ★

2024: Appeared in all four of Washington's First Round games against the NY Rangers... Led Capitals in hits (20) and ranked second in faceoffs won (28) and fourth in shorthanded ice time (11:38). **2022:** Appeared in all six of Washington's First Round games against Florida... Ranked tied for second on team in faceoffs won (38) and tied for seventh in hits (20)... Scored a goal in Game 6 vs. Florida... Tallied an assist in Game 3 vs. Florida **2021:** Ranked tied for first among Capitals forwards in goals (2) and blocked shots (5) ... Scored a goal in Game 3 of the First Round, 5/19 at BOS ... Scored his first career playoff overtime goal in Game 1 of the First Round, 5/15 vs. BOS. **2020:** Led Capitals' centers in faceoff win percentage (56.3) during the playoffs ... Skated in all three Round Robin games and all five First Round games vs. NYI. **2019:** Skated in all seven of Washington's playoff games ... Led Capitals centers in faceoff win percentage (57.4) during the playoffs ... Scored on a penalty shot in Game 5 of the First Round vs. CAR (4/20), marking the first successful penalty shot in the playoffs in franchise history and his first career playoff goal ... Made his Stanley Cup Playoff debut in Game 1 of the First Round vs. CAR (4/11). **2015:** Won the Calder Cup with the Manchester Monarchs, recording 13 points (7g, 6a) in 19 playoff games.

26

VS. THE NHL

TEAM	GP	G	A	PTS	PIM
ANA	16	3	5	8	0
ARI	13	0	1	1	4
BOS	27	5	5	10	10
BUF	25	2	2	4	14
CGY	18	3	1	4	10
CAR	21	4	4	8	34
CHI	13	6	1	7	8
COL	15	1	3	4	6
CBJ	18	2	4	6	12
DAL	14	2	2	4	4
DET	16	5	3	8	6
EDM	17	2	2	4	6
FLA	16	1	5	6	10
LAK	14	3	1	4	6
MIN	14	0	3	3	8
MTL	21	4	4	8	6
NSH	13	2	5	7	0
NJD	29	3	3	6	14
NYI	31	5	2	7	6
NYR	29	9	3	12	27
OTT	16	0	0	0	4
PHI	30	5	10	15	22
PIT	27	5	5	10	6
SJS	19	2	6	8	22
SEA	8	0	2	2	0
STL	16	0	2	2	6
TBL	20	2	0	2	17
TOR	16	5	2	7	6
UTA	2	1	0	1	0
VAN	13	1	2	3	8
VGK	14	0	1	1	8
WSH	4	0	0	0	6
WPG	17	1	3	4	11

PLAYOFFS

TEAM	GP	G	A	PTS	PIM
BOS	6	2	0	2	4
CAR	7	1	0	1	6
FLA	6	1	1	2	4
NYI	5	0	0	0	4
NYR	4	0	0	0	6
PHI	1	0	0	0	0
TBL	1	0	0	0	0



PIERRE-LUC DUBOIS

BIO INFO

**Defense | Height:** 6'4" | **Weight:** 220 | **Shoots:** Left**Born:** June 24, 1998 | **Birthplace:** Ste-Agathe-des-Monts, Que.**Drafted:** CBJ, 1st Round (3rd overall), in 2016**Acquired:** From LAK for Darcy Kuemper, June 19, 2024

REGULAR SEASON

PLAYOFFS

YEAR	TEAM	LEAGUE	GP	G	A	PTS	PIM	+/-	PP	SH	GW	S	GP	G	A	PTS	PIM
2013-14	Notre-Dame	QMAAA	40	17	21	38	92	-	-	-	-	-	3	0	0	0	6
2014-15	Cape Breton	QMJHL	54	10	35	45	58	4	3	1	1	106	7	2	3	5	6
	Canada Black	WHC-17	5	2	1	3	2	-	-	-	-	-	-	-	-	-	-
	Canada	WJC-18	6	0	1	1	4	2	-	-	-	-	-	-	-	-	-
2015-16	Cape Breton	QMJHL	62	42	57	99	112	40	10	3	6	236	12	7	5	12	14
2016-17	Cape Breton	QMJHL	20	6	12	18	33	4	3	0	1	68	-	-	-	-	-
	Blainville-Boisbriand	QMJHL	28	15	22	37	45	13	5	0	4	98	19	9	13	22	26
	Canada	WJC-20	7	0	5	5	6	2	-	-	-	-	-	-	-	-	-
2017-18	Columbus	NHL	82	20	28	48	49	8	6	0	4	165	6	2	2	4	6
	Canada	WC	9	3	4	7	2	4	-	-	-	-	-	-	-	-	-
2018-19	Columbus	NHL	82	27	34	61	64	16	2	0	5	174	10	2	3	5	14
	Canada	WC	8	3	4	7	6	10	-	-	-	-	-	-	-	-	-
2019-20	Columbus	NHL	70	18	31	49	49	-2	1	0	4	158	10	4	6	10	4
2020-21	Columbus	NHL	5	1	0	1	2	-2	0	0	1	7					
	Winnipeg	NHL	41	8	12	20	36	-6	1	0	2	69	7	0	3	3	8
2021-22	Winnipeg	NHL	81	28	32	60	106	-6	15	0	6	233					
	Canada	WC	10	7	6	13	12	11	-	-	-	-	-	-	-	-	-
2022-23	Winnipeg	NHL	73	27	36	63	77	5	11	0	1	205	5	2	2	4	8
2023-24	Los Angeles	NHL	82	16	24	40	70	-9	7	0	4	146	5	1	0	1	20
	Canada	WC	10	4	5	9	6	-2	-	-	-	-	-	-	-	-	-
2024-25	CAPITALS	NHL	82	20	46	66	76	27	4	0	4	142	-	-	-	-	-
NHL TOTALS			598	165	243	408	529	31	47	0	31	1,299	43	11	16	27	60
CAPITALS TOTALS			82	20	46	66	76	27	4	0	4	142	-	-	-	-	-

2024-25 HIGHLIGHTS



Established single-season career highs in assists (46) and points (66)... Ranked first on the Capitals in primary assists (29), second in even-strength points (16g-36a-52p), five-on-five points (13g-33a-46p) and plus-minus (+27) and tied for second in assists... Reached the 20-goal mark for the sixth time in his career... Recorded 400th career point, 3/15 at SJS... Registered a season-high six shots, 3/13 at LAK... Skated a season-high 21:16, 2/25 vs. CGY... Recorded his first multi-goal game as a Capital (2g), 1/8 vs. VAN... Recorded 200th career assist, 10/23 vs. PHI.

PLAYOFF CAREER



2024: Appeared in all five of Los Angeles' First Round games... Scored a goal in Game 1 of the First Round, 4/22 at LAK. **2023:** Skated in all five of Winnipeg's First Round games, registering four points (2g, 2a)... Recorded two points (1g, 1a) in Game 1 of the First Round, 4/18 at VGK... Tallied an assist in Game 3, 4/22 vs. VGK... Scored a goal in Game 4, 4/24 vs. VGK. **2021:** Tallied three assists in seven games with Winnipeg. **2020:** Recorded 10 points (4g, 6a) in 10 playoff games with Columbus... Led the Blue Jackets in goals, assists and points... Scored his first career playoff hat trick in Game 3, 8/6 vs. CBJ... Tallied back-to-back multi-point games, 8/11 - 8/13 vs. TBL. **2019:** Appeared in 10 games with Columbus, recording five points (2g, 3a)... Scored a goal in Game 1 of the Second Round, 4/25 at BOS... Recorded three points (1g, 2a) in Game 4 of the First Round, 4/16 vs. TBL. **2018:** Scored a goal in Game 6, 4/23 vs. WSH... Scored his first career playoff goal in Game 3, 4/17 vs. WSH... Made his Stanley Cup Playoffs debut and tallied two assists, 4/12 at WSH. **2017:** Recorded 22 points (9g, 13a) in 19 QMJHL playoff games with Blainville-Boisbriand.

80

VS. THE NHL

TEAM	GP	G	A	PTS	PIM
ANA	18	6	13	19	16
ARI	16	3	5	8	12
BOS	16	1	6	7	35
BUF	18	8	11	19	16
CGY	23	7	4	11	20
CAR	20	6	9	15	14
CHI	18	9	6	15	10
COL	18	4	9	13	38
CBJ	10	3	3	6	16
DAL	17	4	4	8	10
DET	20	8	8	16	14
EDM	21	4	7	11	10
FLA	17	3	12	15	16
LAK	13	5	7	12	4
MIN	17	6	5	11	28
MTL	27	10	13	23	18
NSH	19	5	4	9	26
NJD	21	5	12	17	8
NYI	20	4	4	8	23
NYR	20	4	5	9	8
OTT	24	9	16	25	12
PHI	22	3	8	11	18
PIT	21	2	12	14	25
SJS	18	5	6	11	6
SEA	11	3	5	8	8
STL	19	8	5	13	14
TBL	16	3	4	7	24
TOR	26	6	9	15	38
UTA	2	2	1	3	0
VAN	25	9	15	24	14
VGK	17	5	6	11	12
WSH	17	3	4	7	6
WPG	11	3	4	7	10

PLAYOFFS

TEAM	GP	G	A	PTS	PIM
BOS	6	1	1	2	14
EDM	8	1	2	3	24
MTL	4	0	1	1	4
TBL	9	2	7	9	4
TOR	5	3	1	4	0
VGK	5	2	2	4	8
WSH	6	2	2	4	6



BRANDON DUHAIME

BIO INFO

★ ★ ★

Right Wing | Height: 6'4" | **Weight:** 210 | **Shoots:** Left

Born: May 22, 1997 | **Birthplace:** Coral Springs, Florida

Drafted: MIN, 4th Round (106th overall), in 2016

Acquired: Signed as free agent, July 1, 2024

REGULAR SEASON

PLAYOFFS

YEAR	TEAM	LEAGUE	GP	G	A	PTS	PIM	+/-	PP	SH	GW	S	GP	G	A	PTS	PIM
2013-14	Pursuit of Excellence	U18 AAA	64	23	39	62	77	-	-	-	-	-	-	-	-	-	-
	Pursuit of Excellence	CSSHL U18	25	9	16	25	38	-	-	-	-	-	3	2	1	3	2
	West Kelowna	BCHL	3	0	0	0	0	-	-	-	-	-	-	-	-	-	-
2014-15	Merritt	BCHL	53	6	19	25	41	-	1	-	-	-	4	0	0	0	2
2015-16	Chicago	USHL	39	10	22	32	97	5	2	1	0	89	-	-	-	-	-
	Tri-City	USHL	18	5	5	10	46	3	1	0	0	37	11	4	4	8	24
2016-17	Providence College	NCAA	35	4	8	12	45	-9	2	0	0	67	-	-	-	-	-
2017-18	Providence College	NCAA	40	7	19	26	64	12	1	0	2	90	-	-	-	-	-
2018-19	Providence College	NCAA	42	11	23	34	53	15	2	0	3	101	-	-	-	-	-
2019-20	Iowa	AHL	63	6	14	20	71	4	1	0	0	100	-	-	-	-	-
2020-21	Iowa	AHL	24	6	3	9	32	7	0	0	3	57	-	-	-	-	-
2021-22	Minnesota	NHL	80	3	11	17	122	-2	0	0	1	91	6	0	0	0	2
2022-23	Minnesota	NHL	51	9	1	10	42	6	0	1	3	80	6	0	0	0	10
2023-24	Minnesota	NHL	62	4	4	8	66	-7	0	1	0	68	-	-	-	-	-
	Colorado	NHL	18	1	4	5	4	2	0	0	0	24	11	1	0	1	8
2024-25	CAPITALS	NHL	82	9	12	21	98	3	0	0	1	83	-	-	-	-	-
NHL TOTALS			293	29	32	61	332	2	0	2	5	346	23	1	0	1	20
CAPITALS TOTALS			82	9	12	21	98	3	0	0	1	83	-	-	-	-	-

2024-25 HIGHLIGHTS

★ ★ ★

Established single-season career highs in goals (9), assists (12), points (21) and games played (82)... Averaged a career-high 13:21 of ice time per game... Ranked second on Washington in hits (165) and PIM (98)... Ranked second among Capitals forwards in shorthanded ice time per game (2:15)... Had a season-high seven hits, 4/15 at NYI... Blocked a season-high four shots, 4/12 at CBJ... Recorded his third career shorthanded point, 4/1 at BOS... Tallied two points (1g, 1a), 2/22 at PIT... Scored his fifth career game-winning goal, 1/14 vs. ANA... Recorded his first multi-point game as a Capital, 11/18 at UTA... Skated a season-high 16:50, 11/13 vs. TOR.

PLAYOFF CAREER

★ ★ ★

2024: Appeared in all 11 of Colorado's playoff games... Scored his first career playoff goal and point in Game 2 of the Second Round, 5/9 at DAL.
2023: Appeared in six games with Minnesota, averaging 11:18 of ice time per game. **2022:** Appeared in six games with Minnesota... Made his Stanley Cup Playoffs debut, 5/2 vs. STL. **2019:** Recorded five points (1g, 4a) in three NCAA tournament games with Providence College, helping lead the Friars to the Frozen Four. **2018:** Named to the Hockey East All-Tournament Team after recording five points (2g, 3a) in four tournament games. **2016:** Won the USHL's Clark Cup with the Tri-City Storm... Recorded eight points (4g, 4a) in 11 playoff games.

22

VS. THE NHL

TEAM	GP	G	A	PTS	PIM
ANA	6	2	3	5	5
ARI	7	0	0	0	10
BOS	7	1	1	2	10
BUF	9	1	0	1	6
CGY	9	0	1	1	8
CAR	10	1	2	3	28
CHI	11	1	2	3	9
COL	9	0	0	0	38
CBJ	12	1	1	2	4
DAL	12	2	3	5	37
DET	8	0	1	1	14
EDM	11	1	0	1	9
FLA	9	0	0	0	7
LAK	8	0	0	0	5
MIN	5	1	0	1	0
MTL	10	3	1	4	11
NSH	13	1	4	5	11
NJD	10	0	0	0	14
NYI	9	2	2	4	0
NYR	10	1	1	2	14
OTT	7	0	0	0	10
PHI	10	1	1	2	5
PIT	11	3	2	5	10
SJS	6	0	1	1	5
SEA	8	0	0	0	28
STL	10	1	0	1	0
TBL	8	1	0	1	12
TOR	8	2	0	2	0
UTA	2	1	1	2	2
VAN	11	0	2	2	10
VGK	10	1	2	3	6
WSH	5	1	0	1	2
WPG	12	0	1	1	2

PLAYOFFS

TEAM	GP	G	A	PTS	PIM
DAL	12	1	0	1	12
STL	6	0	0	0	2
WPG	5	0	0	0	6



LARS ELLER

BIO INFO

**Center | Height:** 6'2" | **Weight:** 208 | **Shoots:** Left**Born:** May 8, 1989 | **Birthplace:** Rodovre, Denmark**Drafted:** STL, 1st Round (13th overall), in 2007**Acquired:** From PIT for WSH's 3rd-round pick in 2027 and a 5th-round pick (originally from CHI) in 2025

REGULAR SEASON

PLAYOFFS

YEAR	TEAM	LEAGUE	GP	G	A	PTS	PIM	+/-	PP	SH	GW	S	GP	G	A	PTS	PIM
2007-08	Frölunda HC	Sweden	14	0	2	2	4	-2	-	-	-	-	7	-	1	1	2
	Denmark	WJC	6	3	3	6	37	-5	-	-	-	-	-	-	-	-	-
	Denmark	WC	6	0	2	2	0	-7	-	-	-	-	-	-	-	-	-
2008-09	Frölunda HC	Sweden	48	12	17	29	28	13	-	-	-	-	10	3	1	4	12
	Denmark	WJC D1	5	3	3	6	20	-1	-	-	-	-	-	-	-	-	-
2009-10	St. Louis Blues	NHL	7	2	0	2	4	2	1	0	0	8	-	-	-	-	-
	Peoria	AHL	70	18	39	57	84	-1	4	0	3	163	-	-	-	-	-
	Denmark	WC	7	2	3	5	8	2	-	-	-	-	-	-	-	-	-
2010-11	Montreal	NHL	77	7	10	17	48	-4	0	0	2	79	7	0	2	2	4
2011-12	Montreal	NHL	79	16	12	28	66	-5	2	2	2	129	-	-	-	-	-
	Denmark	WC	7	3	2	5	14	-2	-	-	-	-	-	-	-	-	-
2012-13	Montreal	NHL	46	8	22	30	45	8	1	0	1	84	1	0	0	0	0
	JYP	SM-liiga	15	5	10	15	18	2	-	-	-	-	-	-	-	-	-
2013-14	Montreal	NHL	77	12	14	26	68	-15	2	1	3	137	17	5	8	13	18
2014-15	Montreal	NHL	77	15	12	27	42	-6	1	0	7	150	12	1	2	3	4
2015-16	Montreal	NHL	79	13	13	26	28	-13	1	1	2	149	-	-	-	-	-
	Denmark	WC	8	1	5	6	12	-2	-	-	-	-	-	-	-	-	-
2016-17	CAPITALS	NHL	81	12	13	25	36	15	0	1	2	115	13	0	5	5	10
2017-18	CAPITALS	NHL	81	18	20	38	38	-6	3	0	2	161	24	7	11	18	18
2018-19	CAPITALS	NHL	81	13	23	36	37	-1	0	1	1	163	7	1	2	3	2
	Denmark	WC	3	2	3	5	6	2	-	-	-	-	-	-	-	-	-
2019-20	CAPITALS	NHL	69	16	23	39	48	3	2	1	1	151	5	0	1	1	2
2020-21	CAPITALS	NHL	44	8	15	23	21	-1	0	0	2	69	4	0	1	1	0
2021-22	CAPITALS	NHL	72	13	18	31	40	-4	0	0	2	116	6	1	2	3	0
2022-23	CAPITALS	NHL	60	7	9	16	36	-1	0	0	0	101	-	-	-	-	-
	Colorado	NHL	24	3	4	7	10	4	0	1	1	39	7	0	0	0	0
2023-24	Pittsburgh	NHL	82	15	16	31	32	-1	4	1	0	154	-	-	-	-	-
2024-25	Pittsburgh	NHL	17	4	3	7	10	-4	0	0	0	27	-	-	-	-	-
	CAPITALS	NHL	63	6	9	15	26	-1	0	0	0	77	-	-	-	-	-
NHL TOTALS			1,116	188	236	424	635	-30	17	9	28	1,909	103	15	34	49	58
CAPITALS TOTALS			551	93	130	223	282	4	5	3	10	953	59	9	22	31	32

2024-25 HIGHLIGHTS



Tallied two assists, 3/15 at SJS... Played 1,100th career game, 3/13 at LAK... Scored a goal in back-to-back games, 2/4 vs. FLA & 2/6 at PHI... Played his 500th game as a Capital, 12/7 at MTL... Scored two goals, 11/25 at FLA... Skated a season-high 20:38, 10/31 vs. ANA... Recorded seven points (4g, 3a) in 17 games with Pittsburgh

20



VS. THE NHL

TEAM	GP	G	A	PTS	PIM
ANA	24	1	5	6	10
ARI	25	2	2	4	14
BOS	54	16	8	24	45
BUF	59	5	11	16	8
CGY	28	8	6	14	20
CAR	49	11	8	19	26
CHI	21	3	8	11	8
COL	24	4	5	9	16
CBJ	39	2	6	8	8
DAL	24	2	6	8	8
DET	37	4	8	12	20
EDM	27	5	4	9	16
FLA	43	10	13	23	32
LAK	22	5	3	8	12
MIN	23	3	6	9	20
MTL	24	10	8	18	16
NSH	26	2	4	6	6
NJD	53	9	14	23	26
NYI	53	10	11	21	36
NYR	49	8	10	18	41
OTT	52	9	10	19	30
PHI	58	8	13	21	39
PIT	52	12	12	24	28
SJS	25	2	5	7	24
SEA	8	1	0	1	4
STL	21	2	7	9	8
TBL	46	4	9	13	28
TOR	51	8	14	22	30
UTA	2	0	1	1	0
VAN	27	7	6	13	16
VGK	13	0	0	0	0
WSH	24	5	3	8	22
WPG	33	10	10	20	18

PLAYOFFS

TEAM	GP	G	A	PTS	PIM
BOS	18	2	5	7	12
CAR	7	1	2	3	2
CBJ	6	2	0	2	6
FLA	6	1	2	3	0
NYI	4	0	0	0	2
NYR	6	1	3	4	8
OTT	7	1	1	2	4
PIT	13	1	7	8	4
SEA	7	0	0	0	0
TBL	18	4	10	14	12
TOR	6	0	2	2	6
VGK	5	2	2	4	2

PLAYOFF CAREER



2023: Appeared in seven games with Colorado... Ranked second on Avalanche in faceoffs won (49). **2022:** Recorded three points (1g, 2a) in six games for Washington... Led Capitals forwards in shorthanded ice time per game (2:54)... Scored a goal in Game 1 at Florida (5/3)... Tallied assists in Games 3 (5/7) and 5 (5/11). **2021:** Recorded one assist in four First Round games vs. BOS. **2020:** Recorded an assist in lone Round Robin appearance, at TB (8/3) ... Skated in four First Round games vs. NYI. **2019:** Skated in all seven of Washington's playoff games ... Scored a goal in Game 1 of the First Round vs. CAR (4/11). **2018:** Recorded playoff career highs in goals (7), assists (11) and points (18) ... Led the team in game-winning goals during the playoffs ... Recorded four multi-point games, including three three-point games ... Scored the series-clinching goal in Game 5 of the SCF at VGK (6/7) ... Scored the game-winning goal in 2OT in Game 3 of the ECQF at CBJ (4/17). **2017:** Played in all 13 of Washington's playoff games ... Ranked tied for third on the team in assists (5) ... Registered an assist in Game 6 of the ECQF at TOR (4/23) ... Tallied two assists in Game 5 of the ECSF vs. PIT (5/6), his fifth career multi-point postseason game. **2015:** Played in all 12 of Montreal's playoff games ... Scored a shorthanded goal in Game 1 of the ECQF vs. OTT (4/15) ... Earned an assist in Game 5 of the ECQF vs. OTT (4/24) ... Tallied an assist in Game 4 of the ECSF vs. TB (5/7). **2014:** Played in all 17 of Montreal's playoff games ... Set playoff career highs in points (13), goals (5), assists (8), games played (17) and plus/minus (+6) ... Ranked second on the team in points and plus/minus (+6), tied for second in goals and third in assists during the postseason ... Earned two points (1g, 1a) in Game 1 of the ECQF vs. TB (4/16) ... Registered a career-high five-game point streak from April 16-May 1 (2g, 4a) ... Earned two points (1g, 1a) in Game 3 of the ECSF vs. BOS ... Scored the game-winning goal in Game 6 of the ECSF vs. BOS ... Earned two points (1g, 1a), including a shorthanded goal, in Game 1 of the ECF vs. NYR (5/17) ... Tallied two assists in Game 5 of the ECF vs. NYR (5/27). **2013:** Appeared in one playoff game with Montreal. **2011:** Played in all seven of Montreal's playoff games ... Made his Stanley Cup Playoffs debut. 4/14 at BOS... Earned his first career playoff point with an assist in Game 2 of the ECQF, 4/16 at BOS.





MARTIN FEHERVARY

BIO INFO

★ ★ ★

Defense | Height: 6'2" | Weight: 203 | Shoots: Left

Born: October 6, 1999 | Birthplace: Bratislava, Slovakia

Drafted: WSH, 2nd Round (46th overall), in 2018

REGULAR SEASON

PLAYOFFS

YEAR	TEAM	LEAGUE	GP	G	A	PTS	PIM	+/-	PP	SH	GW	S	GP	G	A	PTS	PIM
2016-17	Malmö J18	J18 Allsvenskan	-	-	-	-	-	-	-	-	-	-	2	1	1	2	6
	Malmö J20	SuperElit	32	4	5	9	41	10	-	-	-	-	2	0	0	0	0
	Malmö	SHL	9	0	0	0	0	-2	-	-	-	-	-	-	-	-	-
	Slovakia U18	WJC-18	5	1	1	2	4	1	-	-	-	-	-	-	-	-	-
	Slovakia U20	WJC-20	5	1	0	1	4	-3	-	-	-	-	-	-	-	-	-
	IK Oskarshamn	Allsvenskan	42	1	6	7	24	1	-	-	-	-	8	1	2	3	2
2017-18	HV71	SHL	1	0	0	0	0	-1	-	-	-	-	-	-	-	-	-
	Slovakia U20	WJC-20	5	1	1	2	4	0	-	-	-	-	-	-	-	-	-
	HV71	SHL	45	1	6	7	10	1	-	-	-	-	9	0	3	3	2
2018-19	Slovakia U20	WJC-20	5	1	4	5	2	1	-	-	-	-	-	-	-	-	-
	Slovakia	WC	7	0	1	1	0	-1	-	-	-	-	-	-	-	-	-
	CAPITALS	NHL	6	0	1	1	6	-2	0	0	0	7	2	0	0	0	0
2020-21	Hershey	AHL	56	4	10	14	32	15	0	1	0	102	-	-	-	-	-
	Hershey	AHL	24	3	14	17	29	10	0	1	2	38	-	-	-	-	-
2021-22	CAPITALS	NHL	79	8	9	17	26	15	0	1	2	96	6	0	0	0	8
2022-23	CAPITALS	NHL	67	6	10	16	31	-11	0	0	1	91	-	-	-	-	-
2023-24	CAPITALS	NHL	66	3	13	16	24	-7	0	0	0	61	4	2	1	3	2
2024-25	CAPITALS	NHL	81	5	20	25	25	18	0	0	0	76	-	-	-	-	-
NHL / CAPITALS TOTALS			299	22	53	75	112	13	0	1	3	331	12	2	1	3	10

2024-25 HIGHLIGHTS

★ ★ ★

Established single-season career highs in assists (20), points (25) and games played (81)... Led Washington in shorthanded ice time per game (3:02)... His 245:35 of shorthanded ice time led Washington and ranked fourth in the NHL... Ranked second on Washington in blocked shots (150) and third in hits (139)... Recorded his fourth career multi-point game (2a), 3/22 vs. FLA... Recorded a season-high four shots, 1/23 at SEA... Skated a season-high 26:54, 10/29 vs. NYR... Blocked a career-high seven shots, 10/17 vs. DAL

PLAYOFF CAREER

★ ★ ★

2024: Appeared in four games with Washington... Led the team in goals (2) and shorthanded ice time per game (3:29) and ranked tied for the team lead in points (3)... Ranked second on Washington in ice time per game (21:45) and hits (16)... Recorded his first career playoff assist in Game 3, 4/26 vs. NYR... Scored his first career Stanley Cup Playoffs goal in Game 1, 4/21 at NYR. **2022:** Appeared in six games with Washington... Led team in hits (38) and ranked tied for sixth in blocks (6). **2020:** Made his Stanley Cup Playoffs debut in the Round Robin, 8/9 vs. BOS ... Skated 11:31 in Game 3 of the First Round, 8/16 at NYI. **2019:** Tallied three assists in nine SHL playoff games with HV71.

42

VS. THE NHL

TEAM	GP	G	A	PTS	PIM
ANA	8	1	4	5	4
ARI	5	0	0	0	4
BOS	12	0	1	1	8
BUF	11	2	1	3	7
CGY	8	1	0	1	2
CAR	16	2	1	3	2
CHI	6	1	0	1	4
COL	8	0	2	2	2
CBJ	14	2	2	4	8
DAL	7	0	0	0	4
DET	9	0	3	3	0
EDM	6	0	1	1	2
FLA	11	0	4	4	10
LAK	8	0	0	0	2
MIN	8	2	2	4	2
MTL	12	0	3	3	4
NSH	6	0	2	2	2
NJD	12	0	3	3	0
NYI	16	0	2	2	2
NYR	13	0	4	4	11
OTT	9	1	3	4	4
PHI	14	1	4	5	4
PIT	13	4	1	5	8
SJS	7	0	3	3	2
SEA	7	2	0	2	0
STL	9	1	2	3	4
TBL	11	1	1	2	0
TOR	11	0	2	2	0
UTA	2	0	0	0	0
VAN	8	1	1	2	2
VGK	7	0	1	1	4
WPG	5	0	0	0	4

PLAYOFFS

TEAM	GP	G	A	PTS	PIM
BOS	1	0	0	0	0
FLA	6	0	0	0	8
NYI	1	0	0	0	0
NYR	4	2	1	3	10



ETHEN FRANK

BIO INFO



Right Wing | **Height:** 5'11" | **Weight:** 188 | **Shoots:** Right
Born: February 5, 1998 | **Birthplace:** Aurora, Colorado
Acquired: Signed, March 2, 2023

53

VS. THE NHL

TEAM	GP	G	A	PTS	PIM
ANA	1	1	0	1	0
CGY	2	0	0	0	0
CBJ	1	0	0	0	0
DET	1	0	0	0	0
EDM	2	0	0	0	0
FLA	1	0	0	0	0
MTL	1	0	1	1	2
NSH	1	1	0	1	0
NYR	1	0	1	1	4
OTT	3	0	0	0	0
PHI	1	0	0	0	0
PIT	3	1	0	1	0
SEA	1	1	0	1	0
STL	1	0	1	1	0
TBL	1	0	0	0	0
UTA	1	0	0	0	0
VAN	1	0	0	0	0
WPG	1	0	0	0	0

REGULAR SEASON

PLAYOFFS

YEAR	TEAM	LEAGUE	GP	G	A	PTS	PIM	+/-	PP	SH	GW	S	GP	G	A	PTS	PIM
2015-16	Lincoln	USHL	48	10	9	19	14	1	2	0	2	72	1	0	0	0	0
2016-17	Lincoln	USHL	55	18	23	41	77	7	3	2	3	145	-	-	-	-	-
2017-18	W. Michigan	NCAA	30	7	5	12	23	1	0	2	0	44	-	-	-	-	-
2018-19	W. Michigan	NCAA	34	15	11	26	29	1	3	0	4	77	-	-	-	-	-
2019-20	W. Michigan	NCAA	32	9	10	19	6	4	2	0	1	66	-	-	-	-	-
2020-21	W. Michigan	NCAA	21	9	8	17	4	-2	3	0	1	-	-	-	-	-	-
2021-22	W. Michigan	NCAA	38	26	13	39	34	15	10	1	6	141	-	-	-	-	-
	Hershey	AHL	5	1	0	1	0	-1	1	0	0	8	-	-	-	-	-
2022-23	Hershey	AHL	57	30	19	49	20	14	9	0	5	186	16	2	4	6	4
2023-24	Hershey	AHL	64	29	18	47	14	2	13	0	9	162	18	10	7	17	2
2024-25	CAPITALS	NHL	24	4	3	7	6	3	0	0	1	23	-	-	-	-	-
	Hershey	AHL	35	20	8	28	12	0	4	0	5	103	-	-	-	-	-
NHL / CAPITALS TOTALS			24	4	3	7	6	3	0	0	1	23	-	-	-	-	-

2024-25 HIGHLIGHTS



Appeared in 24 games with Washington, recording seven points (4g, 3a)... Skated a career-high 16:00, 2/22 at PIT... Registered a career-high four shots, 1/23 at SEA... Scored the game-winning goal and became the fifth player in franchise history to record a point in each of his first three NHL games, 1/14 vs. ANA... Scored his first career NHL goal, 1/11 at NSH... Made his NHL debut and recorded his first career point (1a), 1/10 vs. MTL... Recorded 28 points (20g, 8a) in 35 games with AHL Hershey

PLAYOFF CAREER



2024: Recorded 17 points (10g, 7a) in 18 postseason games as Hershey repeated as Calder Cup champions... Ranked tied for first in the AHL in goals and power-play goals (4) and third in points... Recorded three points (1g, 2a) in Game 4 of the Calder Cup Finals at Coachella Valley. **2023:** Tallied six points (2g, 4a) in 16 playoff games to help Hershey win the Calder Cup championship... Recorded two points (1g, 1a) in Game 2 of the Calder Cup Finals at Coachella Valley



RYAN LEONARD

BIO INFO



Right Wing | Height: 6'0" | **Weight:** 200 | **Shoots:** Right
Born: January 21, 2005 | **Birthplace:** Amherst, Massachusetts
Drafted: WSH, 1st Round (8th overall), in 2023

9

VS. THE NHL

TEAM	GP	G	A	PTS	PIM
BOS	1	0	0	0	0
CAR	2	0	0	0	0
CHI	1	1	0	1	2
CBJ	2	0	0	0	7
NYI	2	0	0	0	2
PIT	1	0	0	0	0

REGULAR SEASON

PLAYOFFS

YEAR	TEAM	LEAGUE	GP	G	A	PTS	PIM	+/-	PP	SH	GW	S	GP	G	A	PTS	PIM
2019-20	Pope Francis	USHS - Prep	-	24	7	31	-	-	-	-	-	-	-	-	-	-	-
2020-21	Pope Francis	USHS - Prep	-	20	7	27	-	-	-	-	-	-	-	-	-	-	-
2021-22	USA U-17	NTDP	26	10	10	20	43	-	-	-	-	-	-	-	-	-	-
	USA U-18	NTDP	36	16	7	23	22	20	-	-	-	-	-	-	-	-	-
	Team USA	USHL	33	10	5	15	22	2	-	-	-	-	-	-	-	-	-
2022-23	USA	WJC-18	6	5	1	6	6	7	-	-	-	-	-	-	-	-	-
	USA U-18	NTDP	57	51	43	94	46	77	-	-	-	-	-	-	-	-	-
	Team USA	USHL	17	11	9	20	18	20	-	-	-	-	-	-	-	-	-
2023-24	USA	WJC-18	7	8	9	17	4	16	-	-	-	-	-	-	-	-	-
	Boston College	NCAA	41	31	29	60	38	36	13	1	6	168	-	-	-	-	-
	USA	WJC-20	7	3	3	6	4	2	1	0	0	17	-	-	-	-	-
2024-25	USA	WC	6	0	1	1	2	0	0	0	0	-	-	-	-	-	-
	CAPITALS	NHL	9	1	0	1	11	-4	0	0	0	17	-	-	-	-	-
	Boston College	NCAA	37	30	19	49	46	30	4	1	9	191	-	-	-	-	-
2024-25	USA	WJC-20	7	5	5	10	12	10	2	0	2	40	-	-	-	-	-
	NHL/CAPITALS TOTALS		9	1	0	1	11	-4	0	0	0	17	-	-	-	-	-

2024-25 HIGHLIGHTS



Appeared in nine regular-season games with Washington, averaging 14:11 of ice time per game... Skated a career-high 16:35, 4/10 vs. CAR... Scored first career goal, 4/4 vs. CHI... Made NHL debut, 4/1 at BOS... Recorded 49 points (30g, 19a) in 37 games with Boston College (NCAA)... Led the NCAA in goals and GWG (9) and ranked 10th in the country in points... Became the 1st NCAA player to record back-to-back 30-goal seasons since Boston College's Cam Atkinson in 2009-10 and 2010-11... Was a finalist for the Hobey Baker Award... Named a First Team East All-American, the Hockey East Player of the Year and a Hockey East First Team All-Star ... Captained Team USA to its second straight World Junior gold medal in January... Named the tournament's MVP and Best Forward after tallying 10 points (5g, 5a) in 7 games... Recorded two primary assists in the gold medal game against Finland to help the Americans overcome a 3-1 deficit en route to a 4-3 overtime win.

PLAYOFF CAREER



2024: Appeared in two NCAA tournament games with Boston College... Recorded two points (1g, 1a) and five shots in the Eagles Round 1 win over Bentley. **2023:** Appeared in four NCAA tournament games... Tallied an assist in the NCAA semi-final vs. Michigan... Named the Most Outstanding Player at the NCAA Providence Regional after recording five points (4g, 1a) in two games... Won Hockey East Tournament championship and recorded six points (2g, 4a) in three tournament games... Registered two assists and five shots in Hockey East championship game against Boston University



CHARLIE LINDGREN

BIO INFO

★ ★ ★

Goaltender | Height: 6'2" | Weight: 190 | Catches: Right
Born: December 18, 1993 | **Birthplace:** Lakeville, Minnesota
Acquired: Signed as free agent, July 13, 2022

REGULAR SEASON

PLAYOFFS

YEAR	TEAM	LEAGUE	GP	W	L	OT	MIN	GA	SO	GAA	SA	SV%	GP	W	L	GAA	SV%
2011-12	Sioux Falls	USHL	33	9	19	3	1,821	101	0	3.33	1,082	.907	-	-	-	-	-
2012-13	Sioux Falls	USHL	52	34	14	2	2,853	133	2	2.80	1,331	.900	10	5	5	2.52	.921
2013-14	St. Cloud	NCAA	10	2	2	1	323	13	1	2.42	-	.905	-	-	-	-	-
2014-15	St. Cloud	NCAA	38	19	18	1	2,226	84	2	2.26	-	.919	-	-	-	-	-
2015-16	St. Cloud	NCAA	40	30	9	1	2,343	83	5	2.13	-	.925	-	-	-	-	-
	Montreal	NHL	1	1	0	0	60	2	0	2.00	28	.929	-	-	-	-	-
2016-17	Montreal	NHL	2	2	0	0	122	3	0	1.48	59	.949	-	-	-	-	-
	St. John's	AHL	48	24	18	6	2,859	122	5	2.56	-	.914	4	1	3	2.21	.922
2017-18	Montreal	NHL	14	4	8	2	833	42	2	3.03	457	.908	-	-	-	-	-
	Laval	AHL	37	8	19	9	2,161	122	2	3.39	-	.886	-	-	-	-	-
2018-19	Montreal	NHL	1	1	0	0	65	5	0	4.62	49	.898	-	-	-	-	-
	Laval	AHL	33	11	14	6	1,859	91	0	2.94	-	.884	-	-	-	-	-
2019-20	Montreal	NHL	6	2	4	0	361	20	0	3.33	178	.888	-	-	-	-	-
	Laval	AHL	16	7	6	2	923	41	1	2.67	-	.893	-	-	-	-	-
2020-21	Laval	AHL	3	2	1	0	180	7	0	2.34	-	.887	-	-	-	-	-
2021-22	St. Louis	NHL	5	5	0	0	246	5	0	1.22	118	.958	-	-	-	-	-
	Springfield	AHL	34	24	7	1	1,979	73	3	2.21	-	.925	8	5	3	2.79	.914
2022-23	CAPITALS	NHL	31	13	11	3	1,692	86	0	3.05	853	.899	-	-	-	-	-
2023-24	CAPITALS	NHL	50	25	16	7	2,852	127	6	2.67	1,431	.911	4	0	4	3.58	.864
2024-25	CAPITALS	NHL	39	20	14	3	2,287	104	1	2.73	985	.896	-	-	-	-	-
	NHL TOTALS		149	73	53	15	8,518	394	9	2.78	4,158	.906	4	0	4	3.58	.864
	CAPITALS TOTALS		120	58	41	13	6,831	317	7	2.78	3,269	.904	4	0	4	3.58	.864

79

VS. THE NHL

TEAM	GP	MIN	SO	W	L	OT	GAA	SV%
ANA	1	58	0	0	1	0	3.11	.850
ARI	3	162	0	0	2	0	4.44	.852
BOS	6	349	2	3	2	1	1.89	.924
BUF	6	326	0	2	2	1	3.50	.877
CGY	2	83	0	1	1	0	2.90	.911
CAR	8	428	0	5	2	0	2.66	.915
CHI	5	299	1	4	1	0	2.21	.926
COL	3	178	0	1	2	0	4.05	.859
CBJ	9	550	0	5	2	2	3.05	.902
DAL	8	481	0	3	3	2	2.49	.915
DET	8	484	0	5	3	0	3.35	.888
EDM	4	239	0	3	1	0	3.51	.882
FLA	6	307	0	2	3	1	2.93	.908
LAK	2	120	0	1	1	0	2.00	.939
MIN	5	295	0	0	4	1	3.26	.892
MTL	5	215	0	3	1	0	2.51	.899
NSH	2	116	0	0	2	0	3.1	.864
NJD	9	538	0	5	4	0	3.79	.888
NYI	4	187	0	2	1	0	2.57	.914
NYR	4	243	1	3	1	0	1.48	.943
OTT	2	122	0	0	0	2	3.93	.855
PHI	8	489	1	6	0	2	1.59	.939
PIT	4	236	1	1	3	0	2.54	.922
SJS	1	59	0	0	1	0	3.07	.906
SEA	4	240	1	4	0	0	1.00	.962
STL	4	242	0	1	2	1	3.22	.857
TBL	6	348	0	3	1	1	2.41	.913
TOR	9	496	0	3	5	0	3.99	.892
UTA	1	60	0	1	0	0	2.00	.923
VAN	2	119	0	1	1	0	1.51	.936
VGK	4	209	1	2	0	1	2.01	.934
WPG	4	239	1	3	1	0	1.51	.947

2024-25 HIGHLIGHTS

★ ★ ★

Posted a record of 20-14-3 with a 2.73 goals-against average, an .896 save percentage and one shutout in 39 games played... Ranked third in the NHL in wins among goaltenders with less than 40 games played... Reached the 20-win mark for the second straight season... Stopped 32 shots to earn his 20th win of the season, 4/15 at NYI... Passed Ilya Samsonov (52) for the 10th-most wins in franchise history, 3/9 vs. SEA... Signed a three-year contract extension, 3/3... Made his 100th start as a Capital, 2/23 vs. EDM... Stopped all 22 shots against to earn his first shutout of the season, 1/23 at SEA... Passed Vitek Vanecsek (41) for the 12th-most wins by a goaltender in franchise history, 11/15 at COL... Made a season-high 41 saves, including his 3,000th career save, 11/3 at CAR

PLAYOFF CAREER

★ ★ ★

2024: Started all four of Washington playoff games... Made his Stanley Cup Playoffs debut in Game 1 of the First Round, 4/21 at NYR. **2022:** Appeared in eight Calder Cup Playoffs games with Springfield, posting a 5-3 record with a 2.79 goals-against average, a .914 save percentage and one shutout... Stopped all 34 shots against to earn his first postseason shutout, 6/15 vs. Laval. **2017:** Posted a record of 1-3 with a 2.21 goals-against average and a .922 save percentage in four playoff games with St. John's.

PLAYOFFS

TEAM	GP	MIN	SO	W	L	OT	GAA	SV%
NYR	4	235	0	0	4	0	3.58	.864



ANDREW MANGIAPANE

BIO INFO

★ ★ ★

Left Wing | Height: 5'10" | **Weight:** 183 | **Shoots:** Left**Born:** April 4, 1996 | **Birthplace:** Toronto, Ontario**Drafted:** CGY, 6th Round (166th overall), in 2015**Acquired:** From CGY for a 2nd-round pick (originally from COL) in 2025, June 27, 2024

REGULAR SEASON

PLAYOFFS

YEAR	TEAM	LEAGUE	GP	G	A	PTS	PIM	+/-	PP	SH	GW	S	GP	G	A	PTS	PIM
2012-13	Toronto	GTHL	32	14	22	36	22	-	-	-	-	-	7	5	2	7	8
	Toronto	OJHL	4	0	0	0	2	-	-	-	-	-	-	-	-	-	-
2013-14	Barrie	OHL	68	24	27	51	28	19	1	1	2	-	11	2	5	7	8
2014-15	Barrie	OHL	68	43	61	104	54	24	16	2	2	-	9	6	4	10	12
2015-16	Barrie	OHL	59	51	55	106	50	40	10	8	6	213	15	10	11	21	14
2016-17	Stockton	AHL	66	20	21	41	64	4	11	0	2	132	5	1	2	3	2
2017-18	Calgary	NHL	10	0	0	0	2	-3	0	0	0	7	-	-	-	-	-
	Stockton	AHL	39	21	25	46	20	17	6	0	2	105	-	-	-	-	-
2018-19	Calgary	NHL	44	8	5	13	12	11	0	0	1	65	5	1	0	1	0
	Stockton	AHL	15	9	8	17	20	-5	2	0	1	39	-	-	-	-	-
2019-20	Calgary	NHL	68	17	15	32	18	4	0	0	2	109	10	2	3	5	6
2020-21	Calgary	NHL	56	18	14	32	24	1	2	1	4	91	-	-	-	-	-
	Canada	WC	7	7	4	11	0	8	-	-	-	-	-	-	-	-	-
2021-22	Calgary	NHL	82	35	20	55	38	20	8	2	8	185	12	3	3	6	10
2022-23	Calgary	NHL	82	17	26	43	40	12	2	0	1	182	-	-	-	-	-
2023-24	Calgary	NHL	75	14	26	40	47	7	2	1	0	122	-	-	-	-	-
	Canada	WC	10	1	6	7	2	3	-	-	-	-	-	-	-	-	-
2024-25	CAPITALS	NHL	81	14	14	28	24	0	0	1	3	95	-	-	-	-	-
	NHL TOTALS		498	123	120	243	205	52	14	5	19	856	27	6	6	12	16
	CAPITALS TOTALS		81	14	14	28	24	0	0	1	3	95	-	-	-	-	-

2024-25 HIGHLIGHTS

★ ★ ★

Assisted on Alex Ovechkin's record-tying 894th career goal, 4/4 vs. CHI... Scored in three straight games, 3/20 - 3/25... Recorded two points (1g, 1a), 2/4 vs. FLA... Recorded his first multi-point game as a Capital (2a), 11/9 at STL... Scored his fifth career shorthanded goal, 10/22 at PHI... Skated a season-high 18:35, 10/12 vs. NJD

PLAYOFF CAREER

★ ★ ★

2022: Appeared in all 12 of Calgary's playoff games, tallying six points (3g, 3a)... Ranked tied for fourth on the Flames in goals and tied for fifth in points... Recorded his first career three-point game (1g, 2a) and seven shots, 5/18 vs. EDM... Scored the game-winning goal and tallied an assist, 5/11 vs. DAL. **2020:** Recorded five points (2g, 3a) in 10 playoff games... Ranked tied for first on Calgary in even-strength points (4) Scored a goal in Game 6 of the Second Round, 8/20 vs. DAL... Tallied two assists in Game 3 of the First Round, 8/4 at WPG... Recorded two points (1g, 1a) in Game 1 of the First Round, 8/1 vs. WPG. **2019:** Appeared in all five of Calgary's playoff games... Made his Stanley Cup Playoffs debut and scored his first career playoff goal in Game 1 of the First Round, 4/11 vs. COL. **2019:** Scored one goal in five Calder Cup Playoff games with Stockton. **2017:** Recorded three points (1g, 2a) in five playoff games with the Stockton Heat (AHL). **2016:** Ranked second on the Barrie Colts in goals (10) and points (21) in 15 OHL playoff games.

88

VS. THE NHL

TEAM	GP	G	A	PTS	PIM
ANA	18	8	5	13	16
ARI	16	1	6	7	4
BOS	11	1	1	2	2
BUF	12	3	0	3	6
CGY	2	0	0	0	2
CAR	15	0	4	4	4
CHI	17	2	1	3	4
COL	14	3	1	4	8
CBJ	14	4	5	9	4
DAL	14	5	5	10	8
DET	12	5	1	6	4
EDM	29	7	13	20	8
FLA	14	3	4	7	8
LAK	18	5	2	7	4
MIN	18	3	1	4	10
MTL	20	3	8	11	16
NSH	14	4	6	10	8
NJD	13	6	1	7	0
NYI	11	3	1	4	2
NYR	11	5	5	10	0
OTT	22	3	4	7	12
PHI	13	5	6	11	6
PIT	13	2	4	6	2
SJS	18	1	5	6	2
SEA	13	3	2	5	19
STL	13	1	5	6	2
TBL	12	3	2	5	2
TOR	21	6	5	11	6
UTA	2	0	1	1	0
VAN	29	11	3	14	10
VGK	18	4	5	9	12
WSH	9	4	3	7	2
WPG	22	9	5	14	12

PLAYOFFS

TEAM	GP	G	A	PTS	PIM
COL	5	1	0	1	0
DAL	13	2	1	3	8
EDM	5	2	2	4	4
WPG	4	1	3	4	4



DYLAN MCILRATH

BIO INFO

Defense | Height: 6'5" | **Weight:** 240 | **Shoots:** Right
Born: April 20, 1992 | **Birthplace:** Winnipeg, Manitoba
Drafted: NYR, 1st Round (10th overall), in 2010
Acquired: Signed as free agent, July 28, 2021

REGULAR SEASON

PLAYOFFS

YEAR	TEAM	LEAGUE	GP	G	A	PTS	PIM	+/-	PP	SH	GW	S	GP	G	A	PTS	PIM
2011-12	Moose Jaw	WHL	52	3	20	23	127	7	0	1	0	-	14	0	6	6	12
	Connecticut	AHL	-	-	-	-	-	-	-	-	-	-	5	0	0	0	9
2012-13	Connecticut	AHL	45	0	5	5	125	7	0	0	0	38	-	-	-	-	-
2013-14	NY Rangers	NHL	2	0	0	0	7	-1	0	0	0	0	-	-	-	-	-
	Hartford	AHL	62	6	11	17	165	2	0	0	2	76	-	-	-	-	-
2014-15	NY Rangers	NHL	1	0	0	0	9	0	0	0	0	0	-	-	-	-	-
	Hartford	AHL	73	6	11	17	165	5	0	0	2	78	15	0	2	2	23
2015-16	NY Rangers	NHL	34	2	2	4	64	7	0	0	0	28	1	0	0	0	0
2016-17	NY Rangers	NHL	1	0	0	0	4	0	0	0	0	0	-	-	-	-	-
	Hartford	AHL	4	0	0	0	11	-3	0	0	0	5	-	-	-	-	-
	Florida	NHL	5	1	0	1	10	-2	0	0	0	3	-	-	-	-	-
	Springfield	AHL	18	1	3	4	28	0	0	0	0	27	-	-	-	-	-
	Grand Rapids	AHL	21	0	4	4	42	-3	0	0	0	21	19	0	5	5	25
2017-18	Grand Rapids	AHL	76	7	10	17	119	8	0	0	0	100	5	0	0	0	4
2018-19	Detroit	NHL	7	0	0	0	4	2	0	0	0	6	-	-	-	-	-
	Grand Rapids	AHL	52	1	9	10	98	13	0	0	1	65	4	0	0	0	10
2019-20	Detroit	NHL	16	0	0	0	23	-4	0	0	0	14	-	-	-	-	-
	Grand Rapids	AHL	44	0	8	8	73	-5	0	0	0	45	-	-	-	-	-
2020-21	Grand Rapids	AHL	29	2	6	8	70	2	0	0	0	40	-	-	-	-	-
2021-22	Hershey	AHL	74	4	6	10	99	4	0	0	0	100	3	1	0	1	4
2022-23	CAPITALS	NHL	6	0	1	1	7	-6	0	0	0	1	-	-	-	-	-
	Hershey	AHL	60	0	13	13	102	6	0	0	0	77	20	1	1	2	44
2023-24	CAPITALS	NHL	3	0	1	1	5	1	0	0	0	1	4	0	0	0	10
	Hershey	AHL	58	3	6	9	100	6	0	0	0	46	20	0	3	3	14
2024-25	CAPITALS	NHL	17	0	2	2	28	-3	0	0	0	10	-	-	-	-	-
NHL TOTALS			92	3	6	9	161	-6	0	0	0	63	5	0	0	0	10
CAPITALS TOTALS			26	0	4	4	40	-8	0	0	0	12	4	0	0	0	10

52

VS. THE NHL

TEAM	GP	G	A	PTS	PIM
ANA	4	0	1	1	11
BOS	6	0	0	0	24
BUF	4	1	0	1	0
CGY	2	0	0	0	7
CAR	4	0	0	0	0
CHI	1	0	0	0	0
COL	2	0	0	0	0
CBJ	5	0	0	0	16
DAL	1	0	0	0	2
DET	3	0	1	1	0
EDM	3	1	1	2	2
FLA	1	0	0	0	0
LAK	2	0	0	0	2
MIN	3	1	0	1	14
MTL	1	0	0	0	0
NJD	5	0	0	0	9
NYI	6	0	0	0	8
NYR	3	0	0	0	7
OTT	2	0	0	0	0
PHI	6	0	3	3	23
PIT	6	0	0	0	6
SJS	3	0	0	0	6
STL	1	0	0	0	9
TBL	2	0	0	0	2
TOR	3	0	0	0	0
VAN	2	0	0	0	0
VGK	3	0	0	0	5
WSH	4	0	0	0	4
WPG	4	0	0	0	4

PLAYOFFS

TEAM	GP	G	A	PTS	PIM
PIT	1	0	0	0	0
NYR	4	0	0	0	10

2024-25 HIGHLIGHTS

Appeared in 17 games with Washington, tallying two assists and 28 PIM... Led Washington in hits per 60 minutes (11.50)... Blocked a season-high three shots, 4/10 vs. CAR... Skated a season-high 20:02, 11/2 vs. CBJ... Recorded his first career multi-point game (2a), 10/23 vs. PHI

PLAYOFF CAREER

2024: Appeared in all four First Round games vs. NYR... Led Washington in plus-minus (+2)... Captained Hershey to its second-straight Calder Cup championship... Tallied three assists in 20 AHL playoff games. **2023:** Won Calder Cup championship with Hershey... Appeared in all 20 playoff games, tallying two points (1g, 1a) and a team-high 44 PIM. **2022:** Scored a goal in three playoff games with Hershey. **2017:** Won Calder Cup championship with Grand Rapids... Tallied five assists and a +10 plus-minus rating in 19 playoff games. **2016:** Made his Stanley Cup Playoffs debut in Game 2 of the First Round, 4/16 at PIT.



CONNOR McMICHAEL

BIO INFO

★ ★ ★

Center | Height: 6'0" | **Weight:** 180 | **Shoots:** Left
Born: January 15, 2001 | **Birthplace:** Ajax, Ontario
Drafted: WSH, 1st Round (25th overall), in 2019

REGULAR SEASON

PLAYOFFS

YEAR	TEAM	LEAGUE	GP	G	A	PTS	PIM	+/-	PP	SH	GW	S	GP	G	A	PTS	PIM
2016-17	Ajax/Pickering	ETAMMHL	34	35	27	62	28	-	-	-	-	-	7	7	3	10	12
	Ajax/Pickering	ETAHL	1	1	2	3	0	-	-	-	-	-	-	-	-	-	-
	St. Michael's	OJHL	1	0	0	0	0	-	-	-	-	-	-	-	-	-	-
2017-18	Hamilton	OHL	32	5	5	10	10	-5	0	0	2	67	-	-	-	-	-
	London	OHL	28	3	3	6	4	-2	0	0	2	27	-	-	-	-	-
	Canada White	WHC-17	6	1	3	4	0	-	-	-	-	-	-	-	-	-	-
2018-19	London	OHL	67	36	36	72	19	15	10	1	4	221	11	2	3	5	2
2019-20	London	OHL	52	47	55	102	26	32	16	2	8	283	-	-	-	-	-
	Canada U20	WJC-20	7	5	2	7	0	2	-	-	-	-	-	-	-	-	-
2020-21	CAPITALS	NHL	1	0	0	0	2	0	0	0	0	1	-	-	-	-	-
	Hershey	AHL	33	14	13	27	14	6	6	0	8	127	-	-	-	-	-
	Canada U20	WJC-20	7	4	4	8	4	8	-	-	-	-	-	-	-	-	-
2021-22	CAPITALS	NHL	68	9	9	18	10	-3	0	0	0	105	4	0	1	1	0
2022-23	CAPITALS	NHL	6	0	0	0	5	0	0	0	0	2	-	-	-	-	-
	Hershey	AHL	57	16	23	39	12	0	2	0	3	153	20	6	4	10	6
2023-24	CAPITALS	NHL	80	18	15	33	34	-20	2	1	3	135	4	1	0	1	2
2024-25	CAPITALS	NHL	82	26	31	57	49	19	4	0	5	177	-	-	-	-	-
NHL/CAPITALS TOTALS			237	53	55	108	100	-4	6	1	8	420	8	1	1	2	2

VS. THE NHL

TEAM	GP	G	A	PTS	PIM
ANA	6	0	1	1	2
ARI	4	0	0	0	0
BOS	9	0	2	2	4
BUF	10	2	2	4	8
CGY	6	1	0	1	4
CAR	13	2	3	5	25
CHI	6	0	2	2	0
COL	5	3	0	3	2
CBJ	10	3	0	3	2
DAL	6	1	3	4	4
DET	10	2	2	4	2
EDM	5	2	1	3	2
FLA	9	4	3	7	2
LAK	6	2	2	4	2
MIN	5	1	1	2	0
MTL	8	2	2	4	4
NSH	6	1	0	1	4
NJD	11	8	2	10	2
NYI	9	0	4	4	4
NYR	9	2	1	3	2
OTT	10	2	6	8	7
PHI	10	4	3	7	2
PIT	12	1	5	6	4
SJS	5	0	0	0	0
SEA	6	2	1	3	0
STL	6	3	1	4	2
TBL	9	2	0	2	4
TOR	7	2	1	3	0
UTA	2	0	1	1	0
VAN	6	0	3	3	4
VGK	5	1	0	1	0
WPG	6	0	3	3	2

2024-25 HIGHLIGHTS

★ ★ ★

Established single-season career highs in goals (26), assists (31), points (57), power-play points (10) and games played (82)... Led Washington and ranked tied for 17th in the NHL in five-on-five goals (22)... Ranked fifth on Washington in goals and sixth in points... Recorded four multi-goal games... Recorded 100th career point, 3/9 vs. SEA... Played 200th career game, 1/16 at OTT... Recorded his first career three-point game (3a), 11/29 vs. NYI... Skated a career-high 21:22, 11/27 at TBL... Had a career-long three-game goal streak, 10/29 – 11/2 (4g)... Registered a career-high 10 shots, 10/29 vs. NYR

PLAYOFFS

TEAM	GP	G	A	PTS	PIM
FLA	4	0	1	1	0
NYR	4	1	0	1	2

PLAYOFF CAREER

★ ★ ★

2024: Appeared in all four First Round games vs. NYR... Ranked second on Washington in shots (13) and fifth among Capitals forwards in ice time (16:02)... Scored his first career playoff goal in Game 2, 4/23 at NYR. **2023:** Won Calder Cup championship with Hershey... Led Hershey in goals (6) and shots (51) and tied for sixth in points (10). **2022:** Appeared in four First Round games vs. FLA... Recorded his first career playoff point (1a) in Game 5, 5/11... Made his Stanley Cup Playoffs debut in Game 3, 5/7 vs. FLA. **2019:** Recorded five points (2g, 3a) in 11 OHL playoff games with the London Knights



SONNY MILANO

BIO INFO

★ ★ ★

Left Wing | Height: 6'0" | **Weight:** 194 | **Shoots:** Left
Born: May 12, 1996 | **Birthplace:** Massapequa, New York
Drafted: CBJ, 1st Round (16th overall), in 2014
Acquired: Signed as free agent, October 16, 2022

REGULAR SEASON

PLAYOFFS

YEAR	TEAM	LEAGUE	GP	G	A	PTS	PIM	+/-	PP	SH	GW	S	GP	G	A	PTS	PIM
2012-13	USA U-17	NTDP	56	20	27	47	20	-	-	-	-	-	-	-	-	-	-
	Team USA	USHL	38	10	12	22	12	-27	-	-	-	-	-	-	-	-	-
	USA	WJC-17	6	4	6	10	6	-	-	-	-	-	-	-	-	-	-
2013-14	USA U-18	NTDP	58	29	57	86	23	-	-	-	-	-	-	-	-	-	-
	Team USA	USHL	25	14	25	39	21	21	-	-	-	-	-	-	-	-	-
	USA	WJC-18	7	3	7	10	4	6	--	-	-	-	-	-	-	-	-
2014-15	Springfield	AHL	10	0	5	5	0	-7	0	0	0	10	-	-	-	-	-
	USA	WJC-20	5	2	2	4	2	2	-	-	-	-	-	-	-	-	-
2015-16	Columbus	NHL	3	0	1	1	0	1	0	0	0	2	-	-	-	-	-
	Lake Erie	AHL	54	14	17	31	22	12	6	0	3	98	17	4	4	8	4
2016-17	Columbus	NHL	4	0	0	0	0	-3	0	0	0	2	1	0	0	0	0
	Cleveland	AHL	63	18	29	47	24	-5	5	2	1	143	-	-	-	-	-
2017-18	Columbus	NHL	55	14	8	22	10	-8	0	0	3	69	3	0	0	0	0
	Cleveland	AHL	9	2	3	5	4	-4	1	0	1	17	-	-	-	-	-
	USA	WC	8	1	1	2	4	3	-	-	-	-	-	-	-	-	-
2018-19	Columbus	NHL	8	1	0	1	0	0	0	0	0	5	-	-	-	-	-
	Cleveland	AHL	27	11	13	24	22	-14	2	0	0	71	8	2	8	10	10
2019-20	Columbus	NHL	46	5	13	18	22	-5	0	0	1	64	-	-	-	-	-
	Anaheim	NHL	9	2	3	5	4	-2	1	0	1	11	-	-	-	-	-
2020-21	Anaheim	NHL	6	0	0	0	0	0	0	0	0	8	-	-	-	-	-
	San Diego	AHL	2	0	2	2	0	2	0	0	0	3	-	-	-	-	-
2021-22	Anaheim	NHL	66	14	20	34	10	-9	5	0	3	94	-	-	-	-	-
	San Diego	AHL	1	0	1	1	0	-1	0	0	0	3	-	-	-	-	-
2022-23	CAPITALS	NHL	64	11	22	33	18	-5	1	0	3	80	-	-	-	-	-
	Hershey	AHL	5	2	1	3	2	-1	1	0	0	10	-	-	-	-	-
2023-24	CAPITALS	NHL	49	15	8	23	10	4	3	0	2	50	4	0	0	0	0
2024-25	CAPITALS	NHL	3	0	0	0	0	-3	0	0	0	4	-	-	-	-	-
NHL TOTALS			313	62	75	137	74	-30	10	0	13	389	8	0	0	0	0
CAPITALS TOTALS			116	26	30	56	28	-4	4	0	5	134	4	0	0	0	0

2024-25 HIGHLIGHTS

★ ★ ★

Limited to three games due to injury.

PLAYOFF CAREER

★ ★ ★

2024: Played in all four First Round games vs. NYR. **2018:** Appeared in three First Round games with Columbus vs. WSH. **2017:** Made his Stanley Cup Playoff debut with Columbus in Game 3 of the First Round vs. PIT (4/16). **2019:** Recorded 10 points (2g, 8a) in eight Calder Cup Playoff games with Lake Erie. **2016:** Won Calder Cup with Lake Erie, recording eight points (4g, 4a) in 17 games.

15

VS. THE NHL

TEAM	GP	G	A	PTS	PIM
ANA	8	1	0	1	2
ARI	12	3	1	4	4
BOS	10	2	0	2	2
BUF	11	3	2	5	0
CGY	10	2	6	8	2
CAR	13	6	3	9	4
CHI	9	2	2	4	2
COL	10	2	0	2	2
CBJ	8	3	2	5	0
DAL	5	1	0	1	4
DET	9	1	2	3	0
EDM	9	3	2	5	6
FLA	13	2	1	3	0
LAK	9	1	3	4	4
MIN	8	0	1	1	0
MTL	11	1	2	3	12
NSH	6	1	1	2	0
NJD	11	1	5	6	8
NYI	11	1	2	3	0
NYR	13	2	0	2	0
OTT	11	3	2	5	4
PHI	13	5	4	9	4
PIT	14	2	7	9	2
SJS	9	4	4	8	4
SEA	6	0	2	2	2
STL	12	1	3	4	4
TBL	10	4	2	6	2
TOR	10	0	3	3	0
VAN	7	1	2	3	0
VGK	11	0	7	7	0
WSH	5	2	3	5	0
WPG	9	2	1	3	0

PLAYOFFS

TEAM	GP	G	A	PTS	PIM
PIT	1	0	0	0	0
WSH	3	0	0	0	0
NYR	4	0	0	0	0



T.J. OSHIE

BIO INFO

★ ★ ★

Right Wing | Height: 6'0" | **Weight:** 187 | **Shoots:** Right**Born:** December 23, 1986 | **Birthplace:** Everett, Washington**Drafted:** STL, 1st Round (24th overall), in 2005**Acquired:** From STL for Troy Brouwer, Pheonix Copley and WSH's 3rd-round pick in 2016, July 2, 2015

REGULAR SEASON

PLAYOFFS

YEAR	TEAM	LEAGUE	GP	G	A	PTS	PIM	+/-	PP	SH	GW	S	GP	G	A	PTS	PIM
2004-05	Sioux Falls	USHL	11	3	2	5	6	-2	0	0	1	-	-	-	-	-	-
2005-06	North Dakota	NCAA	44	24	21	45	33	-	11	0	9	-	-	-	-	-	-
	United States	WJC	7	1	0	1	10	-	-	-	-	-	-	-	-	-	-
2006-07	North Dakota	NCAA	43	17	35	52	30	-	6	2	2	-	-	-	-	-	-
2007-08	North Dakota	NCAA	42	18	27	45	57	-	-	-	-	-	-	-	-	-	-
2008-09	St. Louis	NHL	57	14	25	39	30	16	6	1	1	101	4	0	0	0	2
	United States	WC	9	1	2	3	2	-	-	-	-	-	-	-	-	-	-
2009-10	St. Louis	NHL	76	18	30	48	36	-1	1	1	3	158	-	-	-	-	-
	United States	WC	6	4	2	6	2	-	-	-	-	-	-	-	-	-	-
2010-11	St. Louis	NHL	49	12	22	34	15	10	3	1	3	103	-	-	-	-	-
2011-12	St. Louis	NHL	80	19	35	54	50	15	3	1	3	188	9	0	3	3	6
2012-13	St. Louis	NHL	30	7	13	20	15	-5	2	1	1	65	6	2	0	2	2
	United States	WC	4	1	0	1	2	-	-	-	-	-	-	-	-	-	-
2013-14	St. Louis	NHL	79	21	39	60	42	19	5	2	5	152	5	2	0	2	2
	United States	Olympics	6	1	3	4	4	0	0	0	1	7	-	-	-	-	-
2014-15	St. Louis	NHL	72	19	36	55	51	17	3	0	4	162	6	1	1	2	0
2015-16	CAPITALS	NHL	80	26	25	51	34	16	11	0	5	185	12	6	4	10	11
2016-17	CAPITALS	NHL	68	33	23	56	36	28	7	1	4	143	13	4	8	12	4
	United States	World Cup	3	1	0	1	0	-2	0	0	0	4	-	-	-	-	-
2017-18	CAPITALS	NHL	74	18	29	47	31	2	9	0	3	127	24	8	13	21	31
2018-19	CAPITALS	NHL	69	25	29	54	36	5	6	1	4	143	4	1	1	2	4
2019-20	CAPITALS	NHL	69	26	23	49	26	4	10	0	4	133	8	3	0	3	13
2020-21	CAPITALS	NHL	53	22	21	43	18	-3	13	0	1	106	5	1	3	4	0
2021-22	CAPITALS	NHL	44	11	14	25	18	-12	4	0	1	77	6	6	1	7	0
2022-23	CAPITALS	NHL	58	19	16	35	59	-18	9	0	2	126	-	-	-	-	-
2023-24	CAPITALS	NHL	52	12	13	25	44	-6	7	0	4	90	4	0	1	1	4
2024-25	CAPITALS	NHL	-	-	-	-	-	-	-	-	-	-	-	-	-	-	-
NHL TOTALS			1,010	302	393	695	541	87	99	9	48	2,059	106	34	35	69	79
CAPITALS TOTALS			567	192	193	385	302	16	76	2	28	1,130	76	29	31	60	67

2024-25 HIGHLIGHTS

★ ★ ★

Missed season due to injury.

77



VS. THE NHL

TEAM	GP	G	A	PTS	PIM
ANA	29	10	11	21	22
ARI	30	7	12	19	22
BOS	36	14	9	23	22
BUF	32	8	18	26	18
CGY	39	7	15	22	18
CAR	31	8	9	17	18
CHI	44	8	26	34	26
COL	35	9	19	28	27
CBJ	53	14	17	31	24
DAL	35	12	15	27	22
DET	42	10	13	23	22
EDM	35	10	19	29	14
FLA	24	2	6	8	16
LAK	32	9	9	18	18
MIN	35	12	12	24	33
MTL	25	8	9	17	6
NSH	43	17	11	28	16
NJD	36	8	9	17	12
NYI	43	17	17	34	6
NYR	40	15	14	29	22
OTT	24	13	7	20	16
PHI	43	14	14	28	35
PIT	42	16	18	34	30
SJS	34	11	12	23	21
SEA	5	1	0	1	7
STL	9	4	5	9	0
TBL	28	16	19	35	10
TOR	28	6	17	23	8
VAN	36	9	17	26	8
VGK	8	4	1	5	2
WSH	7	2	5	7	4
WPG	27	1	8	9	16

PLAYOFFS

TEAM	GP	G	A	PTS	PIM
BOS	6	2	3	5	2
CBJ	6	3	1	4	4
CAR	4	1	1	2	4
CHI	5	2	0	2	2
FLA	6	6	1	7	0
LAK	10	2	0	2	8
MIN	6	1	1	2	0
NYI	5	2	0	2	4
NYR	4	0	1	1	4
PHI	7	1	3	4	9
PIT	19	8	7	15	15
SJS	5	0	3	3	0
TBL	8	2	5	7	9
TOR	6	3	4	7	2
VAN	4	0	0	0	2
VGK	5	1	5	6	14

PLAYOFF CAREER



Career: Ranks second in Capitals franchise history in playoff power-play goals (17), tied for fourth goals (29) and power-play points (26) and tied for sixth in points (60). **2024:** Appeared in all four of Washington's games... Ranked third among Washington forwards in power-play ice time per game (2:40) and fourth in ice time per game (18:34)... Tallied an assist in Game 3 of the First Round, 4/26 vs. NYR. **2022:** Led Washington in goals (6), points (7), power-play goals (4) and shots (22)... Scored at least one goal in five of Washington's six games... Scored two goals in Game 5 of the First Round, 5/11 at FLA... Tallied two points (1g, 1a) in Game 4 of the First Round, 5/9 vs. FLA. **2021:** Ranked tied for first on the Capitals in assists (3) and points (4) ... Scored a power play goal in Game 2 of the First Round, 5/17 vs. BOS ... Recorded two assists in Game 1 of the First Round, including the primary assist on the overtime winner, 5/15 vs. BOS. **2020:** Ranked tied for second on the team in goals (3) during the playoffs ... Passed Dino Ciccarelli (21) for the sixth-most playoff goals in franchise history in Game 1 of the First Round, 8/12 vs. NYI ... Skated in all three Round Robin games and all five First Round games vs. NYI. **2019:** Passed Mike Gartner (43) for the 13th-most playoff points in franchise history. **2018:** Set career highs in playoff goals (8), assists (13) and points (21) ... Ranked fourth on the team in points during playoffs ... Recorded six multi-point games ... Tied for the team lead in power play goals (6) during playoffs. **2017:** Ranked second on team in points with 12 (4g, 8a) ... Ranked first in time on ice per game among Capitals forwards ... Ranked first on team in assists (8), setting a new playoff career high ... Scored two goals, including the game-winning goal, in Game 4 of the First Round, 4/19 at TOR... Tallied two assists in Game 3 of the First Round, 4/17 at TOR... Tied for second on the team in power-play points (4). **2016:** Recorded 10 points (6g, 4a) in 12 games during the postseason after registering nine points (5g, 4a) in his previous 30 playoff games... Led the team in goals (6) and game-winning goals (2) during the postseason and ranked tied for third in power-play goals (2), fourth in points (10), fifth in power-play points (4) and tied for fifth in assists (4) ... Made his Capitals playoff debut in Game 1 of the First Round, 4/14 vs. PHI... Earned his first Capitals playoff point with an assist in Game 2 of the First Round, 4/16 vs. PHI... Tallied two assists in Game 3 of the First Round, 4/18 at PHI... Scored a goal in Game 4 of the First Round, 4/20 at PHI ... Earned a point in three straight games (4/16-4/20: 1g, 3a) ... Earned his first career playoff hat trick and scored the game-winning goal in overtime in Game 1 of the ECSF, 4/28 vs. PI ... Became the first player to record a postseason hat trick that included an overtime goal since Patrick Kane vs. LA on June 8, 2013... Became the third player in franchise postseason history to record a hat trick and score an overtime goal in the same game, joining Dino Ciccarelli on April 5, 1990 at NJD and Nicklas Backstrom on April 17, 2010 against MTL ... His goal in overtime marked his first career playoff game-winning goal and overtime goal ... The game also marked his second career multi-goal playoff game (May 6, 2013 at LA: 2g) ... Earned two points (1g, 1a), including the game-winning goal, in Game 5 of the ECSF, 5/17 vs. PIT... Scored a power-play goal in Game 6 of the ECSF, 5/10 at PIT. **2015:** Earned two points (1g, 1a) in six playoff games. **2014:** Ranked second on the club with two goals in five playoff games. **2013:** Posted a postseason career high with two goals in Game Four, 5/6 at LAK... Tied for the club lead with two goals in six appearances. **2012:** Recorded three points (3a) in nine games including his first career playoff points on Apr. 14 vs. San Jose. **2009:** Made his postseason debut on April 15 at Vancouver.



ALEX OVECHKIN

BIO INFO



Left Wing | Height: 6'3" | Weight: 238 | Shoots: Right

Born: September 17, 1985 | Birthplace: Moscow, Russia

Drafted: WSH, 1st Round (1st overall), in 2004

REGULAR SEASON

PLAYOFFS

YEAR	TEAM	LEAGUE	GP	G	A	PTS	PIM	+/-	PP	SH	GW	S	GP	G	A	PTS	PIM
2005-06	CAPITALS	NHL	81	52	54	106	52	2	21	3	5	*425	-	-	-	-	-
	Russia	Olympics	8	5	0	5	8	-	-	-	-	-	-	-	-	-	-
	Russia	WC	7	6	3	9	6	-	-	-	-	-	-	-	-	-	-
2006-07	CAPITALS	NHL	82	46	46	92	52	-19	16	0	8	*392	-	-	-	-	-
	Russia	WC	8	1	2	3	29	-	-	-	-	-	-	-	-	-	-
2007-08	CAPITALS	NHL	82	*65	47	*112	40	28	22	0	11	*446	7	4	5	9	0
	Russia	WC	9	6	6	12	8	-	-	-	-	-	-	-	-	-	-
2008-09	CAPITALS	NHL	79	*56	54	110	72	8	19	1	10	*528	14	11	10	21	8
2009-10	CAPITALS	NHL	72	50	59	109	89	45	13	0	7	*368	7	5	5	10	0
	Russia	Olympics	4	2	2	4	2	-	-	-	-	-	-	-	-	-	-
	Russia	WC	9	5	1	6	4	-	-	-	-	-	-	-	-	-	-
2010-11	CAPITALS	NHL	79	32	53	85	41	24	7	0	*11	*367	9	5	5	10	10
	Russia	WC	5	0	0	0	4	-	-	-	-	-	-	-	-	-	-
2011-12	CAPITALS	NHL	78	38	27	65	26	-8	13	0	3	303	14	5	4	9	8
	Russia	WC	3	2	2	4	2	-	-	-	-	-	-	-	-	-	-
2012-13	CAPITALS	NHL	48	*32	24	56	36	2	*16	0	4	*220	7	1	1	2	4
	Russia	WC	1	1	1	2	0	-2	0	0	0	8	-	-	-	-	-
2013-14	CAPITALS	NHL	78	*51	28	79	48	-35	*24	0	10	*386	-	-	-	-	-
	Russia	Olympics	5	1	1	2	0	2	0	0	0	24	-	-	-	-	-
	Russia	WC	9	4	7	11	8	6	2	0	1	52	-	-	-	-	-
2014-15	CAPITALS	NHL	81	*53	28	81	58	10	*25	0	*11	*395	14	5	4	9	6
	Russia	WC	2	1	1	2	0	1	0	0	0	6	-	-	-	-	-
2015-16	CAPITALS	NHL	79	*50	21	71	53	21	*19	0	8	*398	12	5	7	12	2
	Russia	WC	6	1	1	2	2	3	0	0	0	23	-	-	-	-	-
2016-17	CAPITALS	NHL	82	33	36	69	50	6	*17	0	7	313	13	5	3	8	8
	Russia	World Cup	4	1	2	3	6	1	-	-	-	-	-	-	-	-	-
2017-18	CAPITALS	NHL	82	*49	38	87	32	3	17	0	7	355	24	15	12	27	8
2018-19	CAPITALS	NHL	81	*51	38	89	40	7	18	0	5	338	7	4	5	9	19
	Russia	WC	10	2	1	3	2	6	0	0	0	-	-	-	-	-	-
2019-20	CAPITALS	NHL	68	*48	19	67	30	-12	13	0	3	311	8	4	1	5	2
2020-21	CAPITALS	NHL	45	24	18	42	12	-7	9	0	6	182	5	2	2	4	2
2021-22	CAPITALS	NHL	77	50	40	90	18	8	16	1	5	334	6	1	5	6	0
2022-23	CAPITALS	NHL	73	42	33	75	48	-16	14	0	3	294	-	-	-	-	-
2023-24	CAPITALS	NHL	79	31	34	65	20	-22	13	0	5	272	4	0	0	0	0
2024-25	CAPITALS	NHL	65	44	29	73	14	15	14	0	7	237	-	-	-	-	-
NHL / CAPITALS TOTALS			1,491	897	726	1,623	831	60	326	5	136	6,864	151	72	69	141	77

* League Leader

2024-25 HIGHLIGHTS



Led Washington in goals (44), power-play goals (14), game-winning goals (7) and shots (237)... Ranked tied for third in the NHL in goals despite missing 17 games this season, trailing only Leon Draisaitl (52 goals, age 29) and William Nylander (45 goals, age 28)... His 44 goals were tied with Gordie Howe (44g in 1968-69 at age 40) for the most goals in a season by a player age 39 or older... Reached the 40-goal mark for the 14th time in 20 seasons, extending his NHL record... Recorded six multi-goal games, including two hat tricks (2/23 vs. EDM and 11/17 at VGK)... Passed Wayne Gretzky (894) for the most goals in NHL history, 4/6 at NYI.

8



VS. THE NHL

TEAM	GP	G	A	PTS	PIM
ANA	27	12	21	33	14
ARI	26	10	13	23	18
BOS	69	30	31	61	49
BUF	67	42	29	71	71
CGY	27	18	16	34	6
CAR	93	52	55	107	61
CHI	26	17	15	32	45
COL	27	12	10	22	10
CBJ	50	27	16	43	26
DAL	27	12	9	21	10
DET	38	25	16	41	10
EDM	26	17	12	29	8
FLA	74	45	47	92	22
LAK	28	12	11	23	6
MIN	25	20	18	38	4
MTL	60	39	31	70	42
NSH	29	19	10	29	22
NJD	78	42	46	88	30
NYI	73	45	25	70	46
NYR	76	46	26	72	57
OTT	60	38	26	64	42
PHI	78	52	31	83	28
PIT	80	43	33	76	48
SJS	29	17	13	30	12
SEA	8	5	6	11	0
STL	28	21	17	38	8
TBL	83	51	46	97	46
TOR	61	45	34	79	36
UTA	2	2	3	5	2
VAN	28	16	11	27	12
VGK	13	8	4	12	4
WPG	75	57	45	102	36

PLAYOFFS

TEAM	GP	G	A	PTS	PIM
BOS	13	4	5	9	6
CAR	7	4	5	9	19
CBJ	6	5	3	8	0
FLA	6	1	5	6	0
MTL	7	5	5	10	0
NYI	12	6	4	10	6
NYR	37	13	10	23	18
PHI	14	7	7	14	0
PIT	26	15	18	33	20
TBL	12	6	5	11	4
TOR	6	3	0	3	2
VGK	5	3	2	5	2

2024-25 HIGHLIGHTS



Passed Jaromir Jagr (135) for the most game-winning goals in NHL history, 4/4 vs. CHI... Passed Gordie Howe (778) for the eighth-most road points in NHL history, 4/1 at BOS... Recorded 1,600th career point, 3/9 vs. SEA... Recorded 32nd career hat trick and tied Phil Esposito for the fifth most in NHL history, 2/23 vs. EDM... Passed Phil Esposito (1,590) for the 11th-most points in NHL history, 2/9 vs. UTA... Passed Nicklas Lidstrom (590) for the 12th-most power-play points in NHL history, 1/30 at OTT... Passed Mike Modano (1,459) for the eighth-most games played with one franchise in NHL history, 1/28 at CGY... Passed Mike Modano (1,459) for the most games played by a No. 1 overall pick with their draft team, 1/28 at CGY... Tied Ron Francis (20) for the second-most 20-goal seasons in NHL history, 1/11 at NSH... Passed Brendan Shanahan (19) for the second-most consecutive 20-goal seasons in NHL history, 1/11 at NSH... Passed Ray Bourque (1,579) for the 12th-most points in NHL history, 1/4 vs. NYR... Passed Teemu Selanne (588) for the 13th-most power-play points in NHL history, 1/2 vs. MIN... Passed Johnny Bucyk (1,436) for the ninth-most games played with one franchise in NHL history, 11/3 at CAR... Recorded 1,700th career point (regular season and playoffs combined), 10/31 vs. MTL... Passed Jaromir Jagr (538) for the third-most even-strength goals in NHL history, 10/29 at NYR... Recorded 700th career assist, 10/15 vs. VGK... Passed Mark Messier (581) for the 14th-most power-play points in NHL history, 10/15 vs. VGK... Passed Bryan Trottier (963) for the 12th-most even-strength points in NHL history, 10/12 vs. NJD... Recorded 800th home point, 10/12 vs. NJD... Named Washington's nominee for the Bill Masterton Memorial Trophy, awarded annually by the Professional Hockey Writers' Association to the player who best exemplifies the qualities of perseverance, sportsmanship and dedication to ice hockey.

PLAYOFF CAREER



Career: Ranks first in franchise playoff history in points (141), goals (72), shots (642), power-play goals (28), game-winning goals (10), games played (151) and second in assists (69) ... Ranks first among active NHL players (min. 100 games played) in career playoff goals per game (0.48) and fifth in playoff points per game (0.93) ... Passed Peter Bondra (30) for first place in all-time playoff goal scoring in Capitals history with a goal in Game 1 of the 2013 ECQF vs. NYR ... Became the first NHL player to score at least 30 goals in his first 50 Stanley Cup playoff games since Joe Sakic reached the 50-game mark with 33 goals in May 1997. **2024:** Ranked second among Capitals forwards in ice time per game (19:35). **2022:** Led the Capitals in assists (5) and ranked tied for second in points (6)... Recorded two points (1g, 1a) in Game 3 of the First Round, marking his 36th career postseason multi-point game, 5/7 vs. FLA... Registered a team-high five shots on goal in Game 2 of the First Round, 5/5 at FLA. **2021:** Ranked tied for first on the Capitals in goals (2) and points (4) ... Ranked first among Capitals forwards in time on ice (21: 57) ... Led the Capitals in hits (25) ... Recorded a point in four-straight games (2g, 2a) to open the First Round. **2020:** Passed Gordie Howe and Sidney Crosby (68) for the 18th-most playoff goals in NHL history in Game 4 of the First Round, 8/18 at NYI... Skated in all three Round Robin games and all five First Round games vs. NYI. **2019:** Led the Capitals with nine points (4g, 5a) ... Recorded three points (1g, 2a) in Game 5 of the First Round, 4/20 vs. CAR... Scored game-winning goal in Game 1 of the First Round, 4/11 vs. CAR. **2018:** Became first Russian captain in NHL history to win the Stanley Cup ... Set franchise single playoff record for goals (15) ... Recorded two game-winning goals ... Scored in Stanley Cup-clinching game ... Became first player in franchise history to win the Conn Smythe Trophy. **2017:** Recorded eight points in 13 postseason games ... Ranked tied for second on the team in goals (5) ... Led team in shots (49) ... Ranked tied for first on the team in power-play goals (2) and tied for second in power-play points (4) ... Scored a goal in three consecutive games in ECQF vs. TOR (4/15-4/19) ... Registered two assists in Game 2 of the ECSF vs. PIT (4/29), marking his 23rd career multi-point playoff game ... Recorded his 43rd career postseason assist in Game 2 of the ECSF vs. PIT (4/28), passing Calle Johansson (42) for fourth on the franchise postseason assist list ... Scored a goal in game 5 of the ECSF vs. PIT (5/6), his franchise-leading 46th career playoff goal ... Played in his 96th career postseason game in Game 6 of the ECSF at PIT (5/8), passing Calle Johansson (95) for third place on franchise postseason games played list. **2016:** Led the team in shots (62) and hits (59), ranked tied for first in points (12) and plus/minus (+3), second in power-play goals (3) and tied for second in assists (7) and goals (5) during the postseason ... Earned three points (2g, 1a) in Game 3 of the ECQF vs. PHI (4/18), passing Dale Hunter (72) for first place on the Capitals franchise playoff points list ... The game marked his franchise-leading sixth three-point playoff game and fifth multi-goal game ... Scored his sixth career playoff game-winning goal in Game 3 against the Flyers, tying Jason Chimera and Peter Bondra for the most game-winning goals in franchise postseason history ... Earned two points (1g, 1a) in Game 3 of the ECSF at PIT (5/2) ... Tallied two points (1g, 1a) in Game 5 vs. PIT, including his 13th career postseason power-play goal, tying Peter Bondra (13) for first place in franchise playoff history ... Earned two points (2a) in Game 6 at PIT (5/10), marking his franchise-leading 22nd career multi-point playoff game and his sixth career multi-assist game. **2015:** Scored a goal in Game 2 of the ECQF vs. NYI (4/17) ... Earned two points (1g, 1a) in Game 4 at NYI (4/21) ... Earned two points (1g, 1a) in Game 1 of the ECSF at NYR (4/30), marking his 18th career multi-point performance in the playoffs ... Scored a goal in Game 2 at NYR (5/2), extending his point streak to four games (4/25-5/2: 2g, 3a) ... Scored a goal in Game 7 at NYR (5/13). **2013:** Led the team in shots (30) and hits (34) and all forwards in ice time per game (20:44) during the postseason. **2012:** Led the Capitals in goals, shots and points during the 2012 postseason and was T-3rd in assists ... Tallied a goal and an assist in Game 3 of the ECQF vs. BOS ... Scored GWG in Game 2 of the ECSF at NYR. **2011:** Led the team in goals (5) and points (10) in the 2011 playoffs and was T-2nd in assists (5). **2010:** Led the team in scoring (10 points) and was tied for the lead in goals (five) in 7 2010 playoff games ... Finished T-4th in the league in each category through the 1st round ... Had a playoff-career-high 4 points (1g-3a) and was +3 in Game 2 vs. MTL (4/17) ... Scored goals in 4-straight games from 4/17-4/23 (5g) ... Had 3 points (2g-1a) in Game 4 at MTL (4/21) ... Had an assist, 10 shots on goal, 6 hits and a goal waved off in Game 7 vs. MTL (4/28). **2009:** Through 2 rounds of the 2009 playoffs, led the NHL in points (tied), shots (90) and plus/minus (+10) ... Ranked 2nd in goals through 2 rounds and finished the playoffs T-4th in goals ... Had 6 points (3g-3a) in 5 games when the Caps faced elimination ... Had 13 shots and 2 assists in Game 1 of the ECQF vs. NYR (4/15) ... Recorded his 1st career playoff hat trick in Game 2 of the ECSF vs. PIT (3g, 5/4), the 1st playoff hat trick for a Cap in 85 games, since 4/26/93 (Al Iafrate) ... Had back-to-back 3-point games vs. PIT in Games 5 (2g-1a, 5/9) and 6 (3a, 5/11). **2008:** Led the team with 9 points and shared the team lead with 4 goals in the 2008 playoffs ... Scored 2 GWGs, tied for the club record in a playoff series ... Finished T-2nd in the NHL in 1st-round scoring ... Made his playoff debut and had 2 points (1g-1a), including the GWG, in Game 1 of the ECQF vs. PHI (4/11) ... Had 3 goals and 4 points in Games 6 and 7 combined, with 9 shots on goal in each game.

RANKINGS AMONG ACTIVE PLAYERS

MOST PLAYOFF GOALS PER GAME

Player	GP	G	G/GP
ALEX OVECHKIN	151	72	0.48
Logan Couture	116	48	0.41
Vladimir Tarasenko	121	49	0.40
Sidney Crosby	180	71	0.39
Steven Stamkos	128	50	0.39
Chris Kreider	123	48	0.39
Evgeni Malkin	177	67	0.38
Patrick Kane	143	53	0.37

*Minimum 100 games played

MOST PLAYOFF PPG

Player	GP	PPG
ALEX OVECHKIN	151	28
Evgeni Malkin	177	28
Sidney Crosby	180	20
Steven Stamkos	128	20
Nikita Kucherov	147	19
Corey Perry	215	19
Chris Kreider	123	19
T.J. Oshie	106	18
Brad Marchand	157	17

MOST PLAYOFF POINTS

Player	GP	G	A	P	P/GP
Sidney Crosby	180	71	130	201	1.12
Evgeni Malkin	177	67	113	180	1.02
Nikita Kucherov	147	53	114	167	1.14
ALEX OVECHKIN	151	72	69	141	0.93
Brad Marchand	157	55	82	138	0.88
Patrick Kane	143	53	85	138	0.97
Corey Perry	215	54	73	127	0.59
Victor Hedman	165	23	94	117	0.71
Nicklas Backstrom	139	38	76	114	0.82

*Minimum 100 games played



ALIAKSEI PROTAS

BIO INFO

★ ★ ★

Center | Height: 6'6" | **Weight:** 247 | **Shoots:** Left

Born: January 6, 2001 | **Birthplace:** Vitebsk, Belarus

Drafted: WSH, 3rd Round (91st overall), in 2019

REGULAR SEASON

PLAYOFFS

YEAR	TEAM	LEAGUE	GP	G	A	PTS	PIM	+/-	PP	SH	GW	S	GP	G	A	PTS	PIM
2016-17	Belarus U17	Belarus2	4	0	1	1	0	-	-	-	-	-	-	-	-	-	-
2017-18	Belarus U17	Belarus2	49	9	11	20	8	-	-	-	-	-	3	1	3	4	0
	Belarus U18	WJC-18	5	1	3	4	0	2	-	-	-	-	-	-	-	-	-
2018-19	Prince Albert	WHL	61	11	29	40	4	24	1	0	2	111	23	12	10	22	6
	Belarus U20	WJC-20 D1A	5	2	3	5	0	-1	-	-	-	-	-	-	-	-	-
2019-20	Prince Albert	WHL	58	31	49	80	8	37	9	2	7	211	-	-	-	-	-
	Belarus U20	WJC-20 D1A	5	4	3	7	6	3	-	-	-	-	-	-	-	-	-
2020-21	Dinamo Minsk	KHL	58	10	8	18	4	0	3	0	1	79	5	1	3	4	4
	Hershey	AHL	16	2	5	7	2	1	0	0	1	18	-	-	-	-	-
	Belarus	WC	6	0	2	2	0	-6	-	-	-	-	-	-	-	-	-
2021-22	CAPITALS	NHL	33	3	6	9	0	4	0	0	0	34	-	-	-	-	-
	Hershey	AHL	42	8	16	24	10	-3	2	0	2	80	3	0	1	1	0
2022-23	CAPITALS	NHL	58	4	11	15	12	-8	0	0	0	83	-	-	-	-	-
	Hershey	AHL	9	2	3	5	0	-4	1	0	0	18	20	5	8	13	2
2023-24	CAPITALS	NHL	78	6	23	29	8	-3	0	0	1	113	4	0	2	2	0
2024-25	CAPITALS	NHL	76	30	36	66	18	40	0	3	5	142	-	-	-	-	-
NHL / CAPITALS TOTALS			245	43	76	119	38	33	0	3	7	372	4	0	2	2	0

2024-25 HIGHLIGHTS

★ ★ ★

Established single-season career highs in goals (30), assists (36) and points (66)... His 66 points were the most points by a player from Belarus in a single season in NHL history... Ranked third in the NHL in plus-minus rating (+40)... Ranked third on team in goals, tied for third in points and fourth in assists... Led Capitals and ranked tied for 11th in the NHL in points at five-on-five (50)... Recorded first 30-goal season, 3/30 vs. BUF... Became the fourth player in NHL history to reach the 30-goal mark in a season without recording a power-play goal, joining Brandon Hagel (2024-25), Doug Smail (1984-85) and Rick Kehoe (1972-73)... Recorded first career hat trick, 3/11 at ANA... Recorded 100th career point, 2/22 at PIT... Skated a career-high 21:52, 2/9 at UTA... Had a career-long six-game point streak, 1/18 - 1/30... Blocked a career-high five shots, 1/5 vs. CAR... Played 200th career game, 12/17 at CHI... Recorded his first career multi-goal game and scored his first career overtime goal, 12/12 at CBJ... Scored his first career shorthanded goal, 11/27 at TBL.

PLAYOFF CAREER

★ ★ ★

2024: Played in all four First Round games vs. NYR... Ranked tied for third on Capitals in points (2) and tied for fifth in shots (8)... Tallied an assist in Game 4, 4/28 vs. NYR... Made his Stanley Cup Playoffs debut and recorded an assist in Game 1, 4/21 at NYR. **2023:** Recorded 13 points (5g, 8a) in 20 playoff games during Hershey's run to the Calder Cup championship... Ranked tied for first on Hershey in power-play goals (2), tied for second in goals and tied for third in points. **2021:** Recorded four points (1g, 3a) in five KHL playoff games with Dynamo Minsk. **2019:** Won the WHL championship with the Prince Albert Raiders... Ranked fifth in the WHL in playoff scoring with 22 points (12g, 10a) in 23 games.

21

VS. THE NHL

TEAM	GP	G	A	PTS	PIM
ANA	6	3	0	3	0
ARI	3	0	0	0	0
BOS	10	2	1	3	0
BUF	9	2	1	3	2
CGY	6	1	0	1	2
CAR	8	2	0	2	4
CHI	8	0	3	3	0
COL	6	0	0	0	2
CBJ	9	5	6	11	0
DAL	6	1	2	3	0
DET	10	2	3	5	4
EDM	6	0	5	5	0
FLA	10	1	8	9	2
LAK	7	2	2	4	0
MIN	6	0	0	0	0
MTL	10	2	6	8	4
NSH	6	2	1	3	0
NJD	11	1	5	6	2
NYI	8	1	2	3	2
NYR	10	3	4	7	2
OTT	10	2	4	6	2
PHI	9	0	5	5	0
PIT	10	2	1	3	2
SJS	7	1	1	2	2
SEA	7	1	1	2	0
STL	7	0	2	2	2
TBL	10	2	3	5	0
TOR	7	2	3	5	2
UTA	2	1	0	1	0
VAN	7	0	2	2	0
VGK	6	1	2	3	0
WPG	8	1	3	4	2

PLAYOFFS

TEAM	GP	G	A	PTS	PIM
NYR	4	0	2	2	0



TAYLOR RADDYSH

BIO INFO



Right Wing | Height: 6'3" | Weight: 200 | Shoots: Right

Born: February 18, 1998 | **Birthplace:** Caledon, Ontario

Drafted: TBL, 2nd Round (58th overall), in 2016

Acquired: Signed as free agent, July 1, 2024

REGULAR SEASON

PLAYOFFS

YEAR	TEAM	LEAGUE	GP	G	A	PTS	PIM	+/-	PP	SH	GW	S	GP	G	A	PTS	PIM
2013-14	Toronto	GTHL	31	25	27	52	28	-	-	-	-	-	14	3	4	7	10
2014-15	Erie	OHL	58	21	6	27	13	-8	1	0	5	-	20	3	3	6	8
	Canada White	WJC-17	5	0	1	1	0	-	-	-	-	-	-	-	-	-	-
2015-16	Erie	OHL	67	24	49	73	18	19	11	0	5	226	12	4	6	10	2
2016-17	Erie	OHL	58	42	67	109	37	67	13	2	5	218	22	12	19	31	18
	Canada	WJC-20	7	5	1	6	4	3	-	-	-	-	-	-	-	-	-
2017-18	Erie	OHL	30	15	29	44	16	10	3	1	2	123	-	-	-	-	-
	Sault Ste. Marie	OHL	28	18	21	39	14	14	5	0	2	89	24	13	21	34	14
	Canada	WJC-20	7	2	3	5	4	5	-	-	-	-	-	-	-	-	-
2018-19	Syracuse	AHL	70	18	28	46	34	14	5	0	1	88	4	0	0	0	2
2019-20	Syracuse	AHL	62	19	16	35	20	-13	6	0	3	99	-	-	-	-	-
2020-21	Syracuse	AHL	27	12	17	29	10	2	3	1	2	82	-	-	-	-	-
2021-22	Tampa Bay	NHL	53	5	7	12	8	5	0	1	1	61	-	-	-	-	-
	Chicago	NHL	21	6	4	10	2	-4	3	0	0	43	-	-	-	-	-
2022-23	Chicago	NHL	78	20	17	37	16	-28	7	0	1	129	-	-	-	-	-
2023-24	Chicago	NHL	73	5	9	14	22	-19	1	1	0	120	-	-	-	-	-
2024-25	CAPITALS	NHL	80	7	20	27	19	-7	0	0	1	93	-	-	-	-	-
NHL TOTALS			305	43	57	100	66	-53	11	2	3	446	-	-	-	-	-
CAPITALS TOTALS			80	7	20	27	19	-7	0	0	1	93	-	-	-	-	-

2024-25 HIGHLIGHTS



Established a single-season career high in assists (21)... Played 300th career game, 4/6 at NYI... Recorded 100th career point (1a), 3/27 at MIN... Skated a season-high 16:45, 2/27 vs. STL... Tallied two assists, including his first power-play point of the season, 2/22 at PIT... Recorded his first multi-point game as a Capital (1g, 1a), 11/30 at NJD... Registered a season-high six shots, 12/12 at CBJ... Scored the game-winning goal, 10/17 vs. DAL

PLAYOFF CAREER



2019: Appeared in four Calder Cup Playoffs games with the Syracuse Crunch. **2018:** Recorded 34 points (13g, 21) in 24 OHL playoff games with the Soo Greyhounds... Ranked second in the OHL in assists and tied for second in points. **2017:** Won OHL Championship with Erie... Recorded 31 points (12g, 19a) in 22 playoff games... Named to CHL Memorial Cup All-Star Team after recording 11 points (5g, 6a) in five games... Ranked tied for third in OHL in points

16

VS. THE NHL

TEAM	GP	G	A	PTS	PIM
ANA	10	1	2	3	4
ARI	11	0	0	0	2
BOS	8	4	0	4	4
BUF	11	2	3	5	0
CGY	9	1	0	1	2
CAR	8	0	1	1	0
CHI	3	1	0	1	0
COL	11	1	0	1	0
CBJ	9	1	1	2	2
DAL	10	1	1	2	2
DET	8	3	1	4	6
EDM	10	1	2	3	0
FLA	10	1	1	2	0
LAK	12	3	2	5	2
MIN	10	1	2	3	0
MTL	9	1	4	5	0
NSH	9	0	0	0	2
NJD	10	1	3	4	2
NYI	8	0	0	0	0
NYR	6	1	1	2	0
OTT	11	0	1	1	10
PHI	11	2	3	5	0
PIT	10	0	2	2	0
SJS	12	3	4	7	0
SEA	9	2	4	6	2
STL	12	0	9	9	4
TBL	8	1	2	3	4
TOR	9	3	2	5	2
UTA	2	0	1	1	0
VAN	10	0	0	0	4
VGK	12	4	1	5	4
WSH	5	0	2	2	0
WPG	12	4	2	6	8



MATT ROY

BIO INFO

★ ★ ★

Defense | Height: 6'2" | **Weight:** 212 | **Shoots:** Right
Born: March 1, 1995 | **Birthplace:** Detroit, Michigan
Drafted: LAK, 7th Round (194th overall), in 2015
Acquired: Signed as free agent, July 1, 2024

REGULAR SEASON

PLAYOFFS

YEAR	TEAM	LEAGUE	GP	G	A	PTS	PIM	+/-	PP	SH	GW	S	GP	G	A	PTS	PIM
2011-12	Victory Honda	T1EHL U18	37	1	8	9	28	-	-	-	-	-	-	-	-	-	-
2012-13	Victory Honda	T1EHL U18	41	12	21	33	62	-	-	-	-	-	-	-	-	-	-
	Indiana	USHL	10	1	2	3	4	0	1	0	0	13	-	-	-	-	-
2013-14	Indiana	USHL	24	4	5	9	21	0	1	0	0	26	12	2	4	6	4
2014-15	Michigan Tech	NCAA	36	0	9	9	22	21	0	0	0	63	-	-	-	-	-
2015-16	Michigan Tech	NCAA	37	7	13	20	37	24	2	0	0	79	-	-	-	-	-
2016-17	Michigan Tech	NCAA	42	5	21	26	74	6	3	0	0	118	-	-	-	-	-
	Ontario	AHL	8	0	1	1	7	1	0	0	0	16	-	-	-	-	-
2017-18	Ontario	AHL	49	4	13	17	23	10	2	0	0	95	4	1	1	2	0
2018-19	Los Angeles	NHL	25	2	4	6	8	-1	0	0	1	34	-	-	-	-	-
	Ontario	AHL	45	8	21	29	17	-21	4	0	0	131	2	0	0	0	2
2019-20	Los Angeles	NHL	70	4	14	18	10	16	0	0	0	112	-	-	-	-	-
2020-21	Los Angeles	NHL	44	2	8	10	8	0	0	0	0	57	-	-	-	-	-
	USA	WC	8	0	1	1	4	0	-	-	-	-	-	-	-	-	-
2021-22	Los Angeles	NHL	67	2	19	21	28	23	0	0	0	153	7	0	1	1	0
2022-23	Los Angeles	NHL	82	9	17	26	22	8	0	1	2	135	6	1	2	3	0
2023-24	Los Angeles	NHL	81	5	20	25	42	21	0	0	1	135	5	0	2	2	2
2024-25	CAPITALS	NHL	69	3	21	24	25	18	0	0	0	84	-	-	-	-	-
NHL TOTALS			438	27	103	130	143	85	0	1	4	710	18	1	5	6	2
CAPITALS TOTALS			69	3	21	24	25	18	0	0	0	84	-	-	-	-	-

2024-25 HIGHLIGHTS

★ ★ ★

Established a single-season career high in assists (21)... Ranked fifth on the team in hits (114) and blocked shots (113)... Ranked tied for second among Capitals defensemen in plus-minus rating (+18), third in shorthanded ice time per game (1:45), fourth in assists and fifth in points (24)... Skated a season-high 25:52, 4/15 at NYI... Scored his third goal of the season, 3/27 at MIN... Recorded 100th career assist, 3/1 vs. TBL... Recorded his first career three-point game (31), 2/1 vs. WPG... Played 400th career game, 1/8 vs. VAN

PLAYOFF CAREER

★ ★ ★

2024: Appeared in all five of Los Angeles' playoff games ... Ranked tied for first on Los Angeles in blocked shots (11), tied for third in assists (2) and tied for fourth in hits (18) ... Recorded two assists in Game 5 of the First Round, 5/1 at EDM, marking his first career multi-point game in the playoffs. **2023:** Recorded three points (1g, 2a) in six playoff games with Los Angeles ... Ranked tied for first among Kings defensemen in points ... Ranked second on the team in plus-minus (+4), hits (23) and blocked shots (12). **2022:** Played in all seven of Los Angeles' playoff games ... Made Stanley Cup Playoff debut in Game 1 of the First Round, 5/2 at EDM ... Recorded first career playoff point with an assist in Game 6 of the First Round, 5/12 vs. LAK.

3

VS. THE NHL

TEAM	GP	G	A	PTS	PIM
ANA	26	2	11	13	6
ARI	20	1	3	4	8
BOS	10	2	2	4	6
BUF	11	1	1	2	2
CGY	17	1	3	4	12
CAR	11	0	5	5	6
CHI	14	1	4	5	4
COL	21	0	1	1	8
CBJ	11	0	2	2	4
DAL	12	0	1	1	8
DET	10	1	3	4	0
EDM	18	1	3	4	12
FLA	12	1	6	7	6
LAK	2	0	0	0	2
MIN	22	3	3	6	12
MTL	10	0	4	4	0
NSH	14	2	3	5	12
NJD	11	1	2	3	0
NYI	11	2	2	4	0
NYR	10	1	2	3	11
OTT	11	1	5	6	2
PHI	10	0	2	2	2
PIT	10	0	3	3	2
SJS	18	2	2	4	2
SEA	11	0	4	4	4
STL	22	0	6	6	0
TBL	11	1	2	3	0
TOR	11	0	2	2	4
UTA	2	0	0	0	0
VAN	16	0	1	1	0
VGK	20	3	7	10	4
WSH	9	0	4	4	2
WPG	14	0	4	4	2

PLAYOFFS

TEAM	GP	G	A	PTS	PIM
EDM	18	1	5	6	2



RASMUS SANDIN

BIO INFO

★ ★ ★

Defense | Height: 5'11" | **Weight:** 189 | **Shoots:** Left

Born: March 7, 2000 | **Birthplace:** Uppsala, Sweden

Drafted: TOR, 1st Round (29th overall), in 2018

Acquired: From TOR for Erik Gustafsson and BOS's 1st-round pick in 2023, February 28, 2023

REGULAR SEASON

PLAYOFFS

YEAR	TEAM	LEAGUE	GP	G	A	PTS	PIM	+/-	PP	SH	GW	S	GP	G	A	PTS	PIM
2016-17	Brynäs IF	SuperElit	36	3	15	18	14	-8	-	-	-	-	2	0	1	1	2
2017-18	Rögle BK	SHL	5	0	1	1	0	-2	-	-	-	-	-	-	-	-	-
	Sault Ste. Marie	OHL	51	12	33	45	24	35	4	0	1	94	24	1	12	13	8
2018-19	Toronto	AHL	44	6	22	28	16	-10	3	0	1	65	13	0	10	10	6
	Sweden U20	WJC-20	5	2	2	4	4	4	-	-	-	-	-	-	-	-	-
2019-20	Toronto	NHL	28	1	7	8	10	-7	0	0	1	22	-	-	-	-	-
	Toronto	AHL	21	2	13	15	17	-2	1	0	0	26	13	0	10	10	6
	Sweden U20	WJC-20	7	3	7	10	6	3	-	-	-	-	-	-	-	-	-
2020-21	Toronto	NHL	9	0	4	4	0	6	0	0	0	9	5	1	0	1	0
	Toronto	AHL	1	0	0	0	0	1	0	0	0	0	-	-	-	-	-
2021-22	Toronto	NHL	51	5	11	16	4	9	0	0	3	46	-	-	-	-	-
2022-23	Toronto	NHL	52	4	16	20	23	10	0	0	0	58	-	-	-	-	-
	CAPITALS	NHL	19	3	12	15	16	-7	0	0	0	23	-	-	-	-	-
2023-24	CAPITALS	NHL	68	3	20	23	24	-13	0	0	1	79	1	0	0	0	2
2024-25	CAPITALS	NHL	82	4	26	30	23	13	1	0	0	78	-	-	-	-	-
NHL TOTALS			309	20	96	116	100	11	1	0	5	315	6	1	0	1	2
CAPITALS TOTALS			169	10	58	68	63	-7	1	0	1	180	1	0	0	0	2

2024-25 HIGHLIGHTS

★ ★ ★

Ranked fourth on Washington in blocked shots (122) and ice time per game (19:11) and seventh in hits (91)... Ranked third among Capitals defensemen in assists and points... Reached the 30-point mark for the second time in his career (also 2022-23: 35p)... Registered four multi-point games... Recorded an assist and skated a season-high 27:29, 4/10 vs. CAR... Played 300th career game, 3/30 vs. BUF... Recorded a career-high five shots, 2/9 vs. UTA... Recorded his first career three-point game (3a), 2/1 vs. WPG... Recorded 100th career point, 12/23 at BOS... Scored his first career power-play goal, 11/30 at NJD... Had a career-long five-game point streak, 11/8 – 11/17 (3g-2a-5p).

PLAYOFF CAREER

★ ★ ★

2024: Made only appearance of 2024 Stanley Cup Playoffs in Game 4 of the First Round, 4/28 vs. NYR. **2021:** Appeared in five playoff games with Toronto ... Made Stanley Cup Playoff debut with Toronto in Game 1 of the First Round, 5/20 vs. MTL ... Scored first career playoff goal in Game 2 of the First Round, 5/22 vs. MTL. **2019:** Recorded 10 assists in 13 Calder Cup Playoff games with Toronto.

38

VS. THE NHL

TEAM	GP	G	A	PTS	PIM
ANA	8	0	4	4	2
ARI	4	0	1	1	2
BOS	9	0	2	2	2
BUF	10	1	2	3	6
CGY	8	1	3	4	2
CAR	12	0	2	2	4
CHI	8	1	2	3	0
COL	6	1	0	1	2
CBJ	12	0	3	3	7
DAL	9	3	1	4	0
DET	12	3	4	7	4
EDM	5	0	0	0	0
FLA	9	0	4	4	2
LAK	9	1	4	5	2
MIN	8	0	2	2	2
MTL	16	1	4	5	4
NSH	8	1	1	2	0
NJD	15	2	7	9	13
NYI	14	1	7	8	11
NYR	13	0	6	6	2
OTT	14	0	6	6	6
PHI	9	0	3	3	2
PIT	17	1	4	5	9
SJS	9	0	3	3	4
SEA	6	0	1	1	0
STL	7	1	1	2	2
TBL	12	1	2	3	4
TOR	6	0	3	3	0
UTA	2	0	0	0	0
VAN	11	0	5	5	2
VGK	8	0	3	3	0
WSH	4	1	3	4	2
WPG	9	0	3	3	2

PLAYOFFS

TEAM	GP	G	A	PTS	PIM
MTL	5	1	0	1	0
NYR	1	0	0	0	2



CLAY STEVENSON

BIO INFO



Goaltender | Height: 6'4" | Weight: 195 | Catches: Left
Born: March 3, 1999 | **Birthplace:** Drayton Valley, Alberta
Acquired: Signed as a free agent, March 28, 2022

33

VS. THE NHL

TEAM	GP	MIN	SO	W	L	OT	GAA	Sv%
PIT	1	60	0	0	1	0	5.00	.868

REGULAR SEASON

PLAYOFFS

YEAR	TEAM	LEAGUE	GP	W	L	OT	MIN	GA	SO	GAA	SA	SV%	GP	W	L	GAA	SV%
2017-18	Coquitlam	BCHL	23	4	16	0	1219	79	0	3.89	686	.885	3	0	1	1.99	.961
2018-19	Coquitlam	BCHL	27	14	11	0	1608	90	2	3.36	812	.889	3	1	2	2.02	.938
2019-20	Coquitlam	BCHL	35	30	2	0	2067	61	4	1.77	950	.936	-	-	-	-	-
2020-21	Dartmouth	NCAA	-	-	-	-	-	-	-	-	-	-	-	-	-	-	-
2021-22	Dartmouth	NCAA	23	6	14	2	1334	60	2	2.70	709	.922	-	-	-	-	-
2022-23	Hershey	AHL	3	3	0	0	183	6	0	1.96	-	.924	-	-	-	-	-
	South Carolina	ECHL	36	19	12	4	2056	87	3	2.54	1036	.916	5	2	3	2.11	.926
2023-24	Hershey	AHL	36	24	10	2	2159	74	7	2.06	951	.922	2	0	0	1.86	.900
2024-25	CAPITALS	NHL	1	0	1	0	60	5	0	5.00	38	.868	-	-	-	-	-
	Hershey	AHL	33	18	8	4	1,838	90	2	2.94	802	.888	-	-	-	-	-
NHL/CAPITALS TOTALS			1	0	1	0	60	5	0	5.00	38	.868	-	-	-	-	-

2024-25 HIGHLIGHTS



Made NHL debut and stopped 33 shots, 4/17 at PIT... Posted an 18-8-4 record with a 2.94 goals-against average, an .888 save percentage and two shutouts in 33 games with Hershey... Ranked tied for fourth in the AHL in wins among goalies with fewer than 35 games played... Stopped all 26 shots against to earn his first shutout of the season, 2/23 at Charlotte... Stopped a season-high 31 shots, 10/19 vs. Chicago

PLAYOFF CAREER



2024: Won Calder Cup with Hershey... Appeared in two games and stopped nine of 10 shots against... Made Calder Cup Playoff debut, 6/8 at Cleveland **2023:** Appeared in five Kelly Cup playoff games with the South Carolina Stingrays, posting a 2-3 record with a 2.11 goals-against average and a .926 save percentage.



DYLAN STROME

BIO INFO

★ ★ ★

Center | Height: 6'3" | **Weight:** 196 | **Shoots:** Left

Born: March 7, 1997 | **Birthplace:** Mississauga, Ontario

Drafted: ARI, 1st Round (3rd overall), in 2015

Acquired: Signed as free agent, July 14, 2022

REGULAR SEASON

PLAYOFFS

YEAR	TEAM	LEAGUE	GP	G	A	PTS	PIM	+/-	PP	SH	GW	S	GP	G	A	PTS	PIM
2013-14	Erie	OHL	60	10	29	39	11	17	2	0	4	-	14	3	6	9	0
	Canada-Ontario	WJC-17	5	6	5	11	0	-	-	-	-	-	-	-	-	-	-
2014-15	Erie	OHL	68	45	84	129	32	47	14	0	8	-	20	10	12	22	12
2015-16	Erie	OHL	56	37	74	111	44	23	9	1	8	229	13	10	11	21	12
	Canada	WJC-20	5	4	2	6	4	1	-	-	-	-	-	-	-	-	-
2016-17	Arizona	NHL	7	0	1	1	0	-5	0	0	0	6	-	-	-	-	-
	Erie	OHL	35	22	53	75	18	36	6	0	4	143	22	14	20	34	14
	Canada	WJC-20	7	3	7	10	0	1	-	-	-	-	-	-	-	-	-
2017-18	Arizona	NHL	21	4	5	9	8	4	1	0	0	30	-	-	-	-	-
	Tuscon	AHL	50	22	31	53	28	8	9	0	3	144	9	3	5	8	2
2018-19	Arizona	NHL	20	3	3	6	6	-10	3	0	1	40	-	-	-	-	-
	Chicago	NHL	58	17	34	51	14	2	3	0	2	105	-	-	-	-	-
	Canada	WC	10	1	4	5	2	1	-	-	-	-	-	-	-	-	-
2019-20	Chicago	NHL	58	12	26	38	16	1	2	0	2	97	9	2	1	3	2
2020-21	Chicago	NHL	40	9	8	17	14	-16	4	0	1	71	-	-	-	-	-
2021-22	Chicago	NHL	69	22	26	48	28	-6	5	0	2	126	-	-	-	-	-
2022-23	CAPITALS	NHL	81	23	42	65	24	-4	3	0	2	154	-	-	-	-	-
2023-24	CAPITALS	NHL	82	27	40	67	22	-13	6	0	5	169	4	1	1	2	0
2024-25	CAPITALS	NHL	82	29	53	82	34	2	9	0	3	149	-	-	-	-	-
NHL TOTALS			518	146	238	384	166	-45	36	0	18	947	13	3	2	5	2
CAPITALS TOTALS			245	79	135	214	80	-15	18	0	10	472	4	1	1	2	0

2024-25 HIGHLIGHTS

★ ★ ★

Established single-season career highs in goals (29), assists (53), points (82) and power-play points (34)... Is the first Capital to post a point per-game season while playing in all 82 games since Alex Ovechkin (49g-38a-87p in 82 GP) in 2017-18... Is just the fifth Capital to record an 80-point season since 2001-02, joining Nicklas Backstrom (3x), Evgeny Kuznetsov, Alex Ovechkin (10x) and Alexander Semin... Tallied a point in 55 of Washington's 82 games, including 20 multi-point performances... Factored in on 34 of Washington's 52 power-play goals (65.4 percent)... Recorded his third career hat trick and first as a Capital, 4/15 at NYI... Assisted on Alex Ovechkin's record-breaking 895th career goal, 4/6 at NYI... Recorded his 200th point as a Capital, 3/22 vs. FLA... Played 500th career game, 3/9 vs. SEA... Had a career-long nine-game point streak, 1/28 - 2/27 (6g-7a-13p)... Skated a season-high 22:23, 12/16 at DAL... Recorded 200th career assist, 11/6 vs. NSH

PLAYOFF CAREER

★ ★ ★

2024: Recorded two points (1g, 1a) in four First Round games vs. NYR ... Ranked tied for third on the team in points (2) and shots (10). **2020:** Appeared in all nine of Chicago's playoff games, recording three points (2g, 1a) ... Ranked second on the team in face-off wins (57) ... Scored first career playoff goal in Stanley Cup Playoff debut in Game 1 of Qualifying Round, 8/1 at EDM. **2017:** Won OHL Championship with Erie and ranked second in playoff scoring with 34 points (14g, 20a) in 22 games ... Was awarded the Stafford Smythe Trophy as the Memorial Cup's Most Valuable Player after registering a tournament-high 11 points (7g, 4a) in five games.

17

VS. THE NHL

TEAM	GP	G	A	PTS	PIM
ANA	17	8	4	12	2
ARI	13	5	3	8	8
BOS	17	3	9	12	8
BUF	16	6	9	15	8
CGY	17	5	5	10	8
CAR	22	6	11	17	10
CHI	8	2	5	7	2
COL	17	4	7	11	0
CBJ	24	5	11	16	12
DAL	21	8	3	11	2
DET	22	9	11	20	12
EDM	13	5	8	13	2
FLA	20	5	6	11	4
LAK	14	3	5	8	6
MIN	15	4	9	13	4
MTL	12	5	8	13	2
NSH	23	1	8	9	8
NJD	18	7	12	19	2
NYI	16	10	7	17	2
NYR	15	2	11	13	6
OTT	14	5	5	10	6
PHI	17	5	8	13	2
PIT	17	3	6	9	2
SJS	15	7	6	13	6
SEA	8	1	0	1	4
STL	14	2	12	14	4
TBL	20	5	9	14	14
TOR	12	1	6	7	4
UTA	2	2	2	4	0
VAN	17	2	10	12	4
VGK	19	5	12	17	4
WSH	5	1	4	5	2
WPG	18	4	6	10	6

PLAYOFFS

TEAM	GP	G	A	PTS	PIM
EDM	4	1	0	1	0
NYR	4	1	1	2	0
VGK	5	1	1	2	2



LOGAN THOMPSON

BIO INFO

★ ★ ★

Goaltender | Height: 6'4" | Weight: 207 | Catches: Right

Born: February 25, 1997 | **Birthplace:** Calgary, Alberta

Acquired: From VGK for a 3rd-round pick in 2024 (originally from NYI) and WSH's 3rd-round pick in 2025

REGULAR SEASON

PLAYOFFS

YEAR	TEAM	LEAGUE	GP	W	L	OT	MIN	GA	SO	GAA	SA	SV%	GP	W	L	GAA	SV%
2014-15	Brandon	WHL	4	3	1	0	240	19	0	4.74	123	.846	-	-	-	-	-
	Grand Prairie	AJHL	22	4	11	5	-	-	1	3.39	-	.906	-	-	-	-	-
2015-16	Brandon	WHL	23	17	1	0	1231	54	0	2.63	527	.898	1	0	0	2.65	0.92
2016-17	Brandon	WHL	40	14	17	7	2299	124	1	3.24	1352	.908	4	0	4	4.96	0.902
2017-18	Brandon	WHL	55	29	22	3	3165	180	3	3.41	1950	.908	2	0	2	8.3	0.765
2018-19	Brock University	Usports	24	18	6	0	1651	64	3	2.33	902	.929	5	3	2	2.82	0.915
	Adirondack	ECHL	8	2	4	1	463	21	1	2.72	-	.918	-	-	-	-	-
	Binghamton	AHL	1	0	1	0	60	5	0	5.03	27	.815	-	-	-	-	-
2019-20	South Carolina	ECHL	32	23	8	1	1922	72	3	2.25	-	.929	-	-	-	-	-
2020-21	Vegas	NHL	1	0	0	0	8	0	0	-	2	1.00	-	-	-	-	-
	Henderson	AHL	23	16	6	1	1350	44	2	1.96	768	.943	5	3	2	2.33	0.919
2021-22	Vegas	NHL	19	10	5	3	1098	49	1	2.68	569	.914	-	-	-	-	-
	Henderson	AHL	26	13	9	4	1492	69	2	2.77	863	.920	-	-	-	-	-
2022-23	Vegas	NHL	37	21	13	3	2171	96	2	2.65	1132	.915	-	-	-	-	-
2023-24	Vegas	NHL	46	25	14	5	2645	119	1	2.70	1298	.908	4	2	2	2.35	0.921
2024-25	CAPITALS	NHL	43	31	6	6	2535	105	2	2.49	1172	.910	-	-	-	-	-
NHL TOTALS			146	87	38	17	8,457	369	6	2.62	4,173	.912	4	2	2	2.35	.921
CAPITALS TOTALS			43	31	6	6	2,535	105	2	2.49	1,172	.910	-	-	-	-	-

2024-25 HIGHLIGHTS

★ ★ ★

Appeared in 43 games, posting a record of 31-6-6 with a 2.49 goals-against average, a .910 save percentage and two shutouts... His 31 wins were a single-season career high and the second-most by a goaltender in their first year with Washington... Ranked first in the NHL in wins among goaltenders with less than 45 games played... Recorded a 16-game point streak (13-0-3) from Dec. 22 to Feb. 22. It marked the second-longest point streak by a goaltender in franchise history (Jose Theodore: 19 GP in 2009-10)... Named the NHL's second Star of the Month in January after posting an 8-0-1 record in eight starts and nine appearances with a 1.48 goals-against average, a .947 save percentage and two shutouts... Named the NHL's First Star of the Week for the week ending January 19 after posting a 3-0-0 record with a 0.33 goals-against average, a .984 save percentage and two shutouts.... Posted a career-long 198:22 shutout sequence from Jan. 11 to Jan. 18, which marked the third longest in franchise history... Made 3,000th career save, 11/21 vs. COL... Stopped a season-high 40 shots, 11/17 vs. VGK... Made 100th career start, 11/2 vs. CBJ.

PLAYOFF CAREER

★ ★ ★

2024: Made four starts for Vegas in First Round vs. DAL, posting a 2-2 record with a 2.35 goals-against average and a .921 save percentage ... Made Stanley Cup Playoff debut and earned first career playoff win in Game 1 of First Round, 4/22 at DAL ... Stopped 43 of 46 shots faced in Game 3 of First Round, 4/27 vs. DAL. **2021:** Posted a 3-2 record with a 2.33 goals-against average and .919 save percentage in five games with AHL Henderson during the Pacific Division Playoffs. **2016:** Won WHL Championship with Brandon.

48



VS. THE NHL

TEAM	GP	MIN	SO	W	L	OT	GAA	SV%
ANA	6	348	2	3	2	1	2.07	.918
ARI	5	297	0	2	3	0	2.63	.891
BOS	4	243	0	3	1	0	1.98	.938
BUF	5	297	0	2	3	0	4.85	.827
CGY	7	407	0	4	3	0	2.51	.926
CAR	2	65	0	0	2	0	8.34	.780
CHI	6	366	1	4	1	1	1.97	.930
CBJ	4	199	0	2	1	0	3.02	.909
COL	3	175	0	1	2	0	2.40	.914
DAL	3	180	0	1	1	1	2.00	.929
DET	3	178	0	2	1	0	2.35	.901
EDM	4	243	0	1	2	1	3.45	.899
FLA	5	298	0	4	1	0	2.81	.914
LAK	7	404	0	5	2	0	2.38	.925
MIN	5	230	0	3	1	0	1.57	.950
MTL	2	99	0	1	0	1	3.04	.889
NSH	6	357	0	5	1	0	2.02	.941
NJD	4	250	0	2	0	2	3.60	.881
NYI	4	244	1	2	1	1	2.70	.904
NYR	4	240	0	3	1	0	3.26	.891
OTT	6	365	0	5	0	1	2.30	.931
PHI	3	181	1	2	0	1	2.99	.905
PIT	4	238	1	3	1	0	2.52	.919
SJS	7	424	0	4	1	2	1.70	.938
SEA	4	237	0	3	1	0	1.52	.939
STL	6	366	0	5	0	1	2.46	.906
TBL	1	59	0	0	1	0	2.04	.889
TOR	5	290	0	3	1	1	2.89	.905
UTA	1	65	0	0	0	1	3.72	.852
VAN	6	322	0	3	2	0	3.35	.889
VGK	2	120	0	2	0	0	2.01	.941
WSH	5	281	0	4	1	0	1.92	.918
WPG	7	392	0	3	1	2	3.21	.896

PLAYOFFS

TEAM	GP	MIN	SO	W	L	OT	GAA	SV%
DAL	4	255	0	2	2	0	2.35	.921



TREVOR VAN RIEMSDYK

BIO INFO

★ ★ ★

Defense | Height: 6'3" | **Weight:** 197 | **Shoots:** Right

Born: July 24, 1991 | **Birthplace:** Middletown, New Jersey

Acquired: Signed as free agent, October 10, 2020

REGULAR SEASON

PLAYOFFS

YEAR	TEAM	LEAGUE	GP	G	A	PTS	PIM	+/-	PP	SH	GW	S	GP	G	A	PTS	PIM
2009-10	N.H. Jr. Monarchs	EJHL	31	8	27	35	4	-	-	-	-	-	4	0	3	3	0
2010-11	N.H. Jr. Monarchs	EJHL	39	16	22	38	20	-	-	-	-	-	6	2	3	5	4
2011-12	New Hampshire	H-East	37	4	15	19	24	7	-	-	-	-	-	-	-	-	-
2012-13	New Hampshire	H-East	39	8	25	33	8	10	-	-	-	-	-	-	-	-	-
2013-14	New Hampshire	H-East	26	4	19	23	10	13	-	-	-	-	-	-	-	-	-
2014-15	Chicago	NHL	18	0	1	1	2	0	0	0	0	21	4	0	0	0	0
	Rockford	AHL	8	0	3	3	0	2	0	0	0	7	-	-	-	-	-
2015-16	Chicago	NHL	82	3	11	14	31	-5	0	0	1	85	7	1	0	1	2
2016-17	Chicago	NHL	58	5	11	16	29	17	0	0	2	73	4	0	0	0	0
2017-18	Carolina	NHL	79	3	13	16	20	9	0	0	1	111	-	-	-	-	-
2018-19	Carolina	AHL	78	3	11	14	10	-4	0	0	1	102	9	0	0	0	2
2019-20	Carolina	NHL	49	1	7	8	10	-7	0	0	0	58	2	0	1	1	4
2020-21	CAPITALS	NHL	20	1	2	3	2	-1	0	0	0	23	-	-	-	-	-
2021-22	CAPITALS	NHL	72	1	16	17	40	-3	0	0	0	75	6	1	1	2	0
2022-23	CAPITALS	NHL	75	7	16	23	15	10	0	0	0	97	-	-	-	-	-
2023-24	CAPITALS	NHL	70	0	14	14	18	-7	0	0	0	75	3	0	0	0	0
2024-25	CAPITALS	NHL	82	1	20	21	34	20	0	0	0	80	-	-	-	-	-
NHL TOTALS			683	25	122	147	211	29	0	0	5	800	35	2	2	4	8
CAPITALS TOTALS			319	10	68	78	109	19	0	0	0	350	9	1	1	2	0

2024-25 HIGHLIGHTS

★ ★ ★

Established a single-season career high in assists (20)... Led Washington in blocked shots (151)... Ranked third among Capitals defensemen in shorthanded ice time (128:16), tied for fifth in assists and sixth in points (21)... Skated a season-high 24:22, 4/17 at PIT... Scored a goal, 3/15 at SJS... Registered a season-high five shots, 11/17 at VGK... Recorded his sixth career multi-assist game, 10/31 vs. MTL.

PLAYOFF CAREER

★ ★ ★

2024: Appeared in three games in the First Round vs. NYR... Ranked third among Washington defensemen in blocks (6) and fourth in shorthanded ice time per game (2:29). **2022:** Appeared in all six of Washington's First Round games against Florida, tallying two points (1g, 1a)... Ranked second on Washington in shorthanded ice time per game (3:11)... **2020:** Appeared in two playoff games for Carolina ... Recorded an assist in Game 2 of the First Round, 8/13 at BOS. **2019:** Appeared in nine playoff games for Carolina ... Skated in all seven of Carolina's First Round games vs. Washington. **2017:** Skated in all four of Chicago postseason contests vs. Nashville ... Ranked eighth on the team in time on ice per game (19:02). **2016:** Recorded first career playoff point, a goal, in Game 6 of the First Round, 4/23 vs. STL... Logged a playoff career high 29:11 time on ice in Game 5 of the First Round, 4/21 at STL. **2015:** Skated in Games 3, 4, 5 and 6 of Stanley Cup Final vs. Tampa Bay ... Made Stanley Cup Playoffs debut in Game 3 of the Stanley Cup Final, 6/8 vs. TBL (6/8)

57



VS. THE NHL

TEAM	GP	G	A	PTS	PIM
ANA	18	0	3	3	4
ARI	18	0	8	8	0
BOS	25	1	2	3	8
BUF	23	0	6	6	2
CGY	17	0	2	2	2
CAR	18	0	3	3	8
CHI	14	1	1	2	4
COL	20	0	5	5	2
CBJ	26	2	4	6	27
DAL	23	3	4	7	2
DET	25	1	1	2	23
EDM	18	2	1	3	0
FLA	20	1	3	4	0
LAL	17	0	0	0	6
MIN	23	1	7	8	6
MTL	21	2	5	7	2
NSH	23	0	5	5	10
NJD	24	1	6	7	0
NYI	33	2	7	9	6
NYR	31	1	7	8	8
OTT	25	0	4	4	4
PHI	33	0	4	4	21
PIT	28	0	6	6	22
SJS	18	1	5	6	4
SEA	8	0	2	2	4
STL	21	1	4	5	14
TBL	24	0	5	5	6
TOR	24	2	4	6	4
UTA	2	0	1	1	0
VAN	17	0	3	3	2
VGK	12	2	1	3	4
WSH	13	0	1	1	2
WPG	21	1	2	3	4

PLAYOFFS

TEAM	GP	G	A	PTS	PIM
BOS	2	0	1	1	4
FLA	6	1	1	2	0
NSH	4	0	0	0	0
NYI	2	0	0	0	0
STL	7	1	0	1	2
NYR	3	0	0	0	0
TBL	4	0	0	0	0
WSH	7	0	0	0	2



TOM WILSON

BIO INFO

★ ★ ★

Right Wing | Height: 6'4" | Weight: 225 | Shoots: Right
Born: March 29, 1994 | **Birthplace:** Toronto, Ontario
Drafted: WSH, 1st Round (16th overall), in 2012

REGULAR SEASON

PLAYOFFS

YEAR	TEAM	LEAGUE	GP	G	A	PTS	PIM	+/-	PP	SH	GW	S	GP	G	A	PTS	PIM
2009-10	Toronto	GTHL	73	52	63	115	148	-	-	-	-	-	-	-	-	-	-
2010-11	Plymouth	OHL	28	3	3	6	71	0	-	-	-	-	-	-	-	-	-
	Can. Ontario U17	WHC-17	4	0	1	1	6	-	-	-	-	-	-	-	-	-	-
2011-12	Plymouth	OHL	49	9	18	27	141	17	-	-	-	-	13	7	6	13	39
2012-13	CAPITALS	NHL	-	-	-	-	-	-	-	-	-	-	3	0	0	0	0
	Plymouth	OHL	48	23	35	58	104	36	-	-	-	-	12	9	8	17	41
	Hershey	AHL	-	-	-	-	-	-	-	-	-	-	3	1	0	1	6
2013-14	CAPITALS	NHL	82	3	7	10	151	1	1	0	0	63	-	-	-	-	-
2014-15	CAPITALS	NHL	67	4	13	17	172	-1	0	0	0	79	13	0	1	1	25
	Hershey	AHL	2	0	0	0	0	-1	0	0	0	5	-	-	-	-	-
2015-16	CAPITALS	NHL	82	7	16	23	163	3	0	0	1	99	12	0	1	1	13
2016-17	CAPITALS	NHL	82	7	12	19	133	9	0	0	0	95	13	3	0	3	34
2017-18	CAPITALS	NHL	78	14	21	35	187	10	0	1	1	123	21	5	10	15	31
2018-19	CAPITALS	NHL	63	22	18	40	128	11	3	2	2	130	7	3	2	5	2
2019-20	CAPITALS	NHL	68	21	23	44	93	-3	5	1	5	154	8	1	2	3	23
2020-21	CAPITALS	NHL	47	13	20	33	96	1	4	1	4	83	5	1	1	2	6
2021-22	CAPITALS	NHL	78	24	28	52	98	13	4	2	5	151	1	1	0	1	0
2022-23	CAPITALS	NHL	33	13	9	22	78	-13	4	0	1	82	-	-	-	-	-
2023-24	CAPITALS	NHL	74	18	17	35	133	-19	5	2	3	169	4	1	2	3	16
2024-25	CAPITALS	NHL	81	33	32	65	100	20	11	2	6	169	-	-	-	-	-
NHL / CAPITALS TOTALS			835	179	216	395	1,532	32	37	11	28	1,397	87	15	19	34	150

2024-25 HIGHLIGHTS

★ ★ ★

Established single-season career highs in goals (33), assists (32), power-play goals (11) and points (65)... Led team in hits (233) and PIM (100)... Ranked second on Washington in goals and power-play goals and fifth in points... His 33 goals were the most by a Capital other than Alex Ovechkin since T.J. Oshie scored 33 goals in 2016-17... Was the only player in the NHL to record 30-plus goals and 200-plus assists... Led Washington and ranked third in the NHL in penalties drawn (37)... Assisted on Alex Ovechkin's record-breaking 895th career goal, 4/6 at NYI... Passed Michael Pivonka (825) for the eighth-most games played in franchise history, 3/30 vs. BUF... Recorded first 30-goal season, 3/18 vs. DET... Scored his fifth career overtime goal, 3/5 at NYR... Recorded 200th career assist, 1/30 at OTT... Played 800th career game, 1/18 vs. PIT... Passed Mike Gartner for the ninth-most game played in franchise history, 10/22 at PHI... Scored a goal in each of Washington's first four games, tied for the longest season-opening goal streak in franchise history... Played his 12th season with the Capitals, making him the fourth longest serving Capital and Washington D.C.'s fourth longest tenured athlete.

43



VS. THE NHL

TEAM	GP	G	A	PTS	PIM
ANA	21	11	3	14	46
ARI	17	2	5	7	33
BOS	35	6	12	18	79
BUF	35	13	9	22	43
CGY	18	3	8	11	20
CAR	40	4	6	10	56
CHI	19	7	4	11	44
COL	21	1	11	12	42
CBJ	39	5	8	13	95
DAL	19	3	4	7	31
DET	27	6	3	9	20
EDM	16	3	5	8	21
FLA	28	8	7	15	44
LAK	20	1	2	3	25
MIN	21	6	5	11	57
MTL	28	10	9	19	59
NSH	20	5	2	7	66
NJD	46	9	18	27	73
NYI	50	11	12	23	73
NYR	45	10	7	17	104
OTT	28	5	12	17	73
PHI	47	8	14	22	125
PIT	46	13	9	22	71
SJS	19	2	8	10	24
SEA	5	2	3	5	6
STL	19	1	5	6	39
TBL	30	2	12	14	48
TOR	27	8	5	13	54
UTA	2	2	1	3	9
VAN	18	6	2	8	29
VGK	12	3	0	3	8
WPG	17	3	5	8	15

PLAYOFFS

TEAM	GP	G	A	PTS	PIM
CAR	7	3	2	5	2
CBJ	6	2	1	3	10
FLA	1	1	0	1	0
NYI	11	0	2	2	26
NYR	14	1	3	4	32
PHI	7	0	0	0	11
PIT	16	0	5	5	30
TBL	8	1	4	5	13
TOR	6	3	0	3	12
VGK	5	2	1	3	8

PLAYOFF CAREER



Career: Ranks tied for fourth on Washington in playoff games played (87), tied for fifth in goals (15) and sixth in points (34) since his rookie season in 2012-13. **2024:** Led Washington in power-play points (2) and PIM (16)... Ranked tied for first on the team in assists (2) and points (3) and third in hits (15)... Recorded two points (1g, 1a) in Game 2, 4/23 at NYR... Tallied an assist in Game 1, 4/21 at NYR. **2022:** Limited to one game due to injury... Scored a goal, 5/3 at FLA. **2021:** Ranked tied for first among Capitals forwards in blocked shots (5) ... Ranked second on the Capitals in hits (24) ... Recorded two points (1g, 1a) in five First Round games vs. BOS. **2020:** Ranked tied for fourth on the team in points (1g-2a-3p) Led the Capitals in hits (38) and penalty minutes (23) ... Passed Mike Ridley for the 12th-most playoff games played in franchise history ... Skated in all three Round Robin games and all five First Round games vs. NYI. **2019:** Ranked third on the team in goals (3) ... Tied Marcus Johansson (69) for the 16th-most playoff games played in franchise history ... Scored first career playoff power play goal, CAR (4/20) ... Recorded most points in single playoff series in career (3g, 2a) in ECFR vs. CAR. **2018:** Set career highs in playoff goals (5), assists (10) and points (15) ... Recorded four multi-point games. **2017:** Ranked tied for fourth on the team in goals (3), setting a postseason career-high ... Tied a career high with 13 postseason games played in 2017 ... Ranked first on the team in penalty minutes (34) ... Scored his first career game-winning goal in overtime in Game 1 of the ECQF vs. TOR (4/13) ... Scored two goals in Game 4 of the ECQF at TOR (4/19), marking his first career multi-point playoff game. **2016:** Earned an assist vs. NJ (10/10) ... Ranked second on the team in playoff hits (40) ... Earned an assist in Game 5 of the ECSF at PIT (5/4). **2015:** Tallied seven hits in Game 2 of the ECQF vs. NYI (4/17) ... Registered five hits in Game 3 at NYI (4/19) ... Recorded five hits in Game 4 at NYI (4/21) ... Earned his first career NHL playoff point with an assist in Game 5 of the ECSF at NYR (5/8). **2013:** Made NHL debut in Game 5 of ECQF vs. NYR ... Became first WSH teenager (19) to make NHL debut in the playoffs ... Recorded four hits in 6:24 in Game 5 vs. NYR ... Skated a career-high 9:02 vs. NYR in Game 7 ... Made professional debut with Hershey (AHL) in Game 3 of the AHL ECQF vs. Providence (5/4) ... Scored his first career AHL goal in Game 4 of the AHL ECQF (5/5) ... Recorded one goal and six penalty minutes in three playoff games.



2024-25 NHL STANDINGS

76EASTERN CONFERENCE

Metropolitan	GP	W	L	OT	P
1. z-Washington	82	51	22	9	111
2. x-Carolina	82	47	30	5	99
3. x-New Jersey	82	42	33	7	91
4. Columbus	82	40	33	9	89
5. NY Rangers	82	39	36	7	85
6. NY Islanders	82	35	35	12	82
7. Pittsburgh	82	34	36	12	80
8. Philadelphia	82	33	39	10	76

WESTERN CONFERENCE

Central	GP	W	L	OT	P
1. p-Winnipeg	82	56	22	4	116
2. x-Dallas	82	50	26	6	106
3. x-Colorado	82	49	29	4	102
4. x-Minnesota	82	45	30	7	97
5. x-St. Louis	82	44	30	8	96
6. Utah	82	38	31	13	89
7. Nashville	82	30	44	8	68
8. Chicago	82	25	46	11	61

Atlantic	GP	W	L	OT	P
1. y-Toronto	82	52	26	4	108
2. x-Tampa Bay	82	47	27	8	102
3. x-Florida	82	47	31	4	98
4. x-Ottawa	82	45	30	7	97
5. x-Montréal	82	40	31	11	91
6. Detroit	82	39	35	8	86
7. Buffalo	82	36	39	7	79
8. Boston	82	33	39	10	76

Pacific	GP	W	L	OT	P
1. y-Vegas	82	50	22	10	110
2. x-Los Angeles	82	48	25	9	105
3. x-Edmonton	82	48	29	5	101
4. Calgary	82	41	27	14	96
5. Vancouver	82	38	30	14	90
6. Anaheim	82	35	37	10	80
7. Seattle	82	35	41	6	76
8. San Jose	82	20	50	12	52

- Legend**
- y - Clinched Division
 - x - Clinched Playoff spot
 - p - Presidents' Trophy
 - z - Clinched Conference

2024-25 CAPITALS NOTES

PLAYOFF BOUND

The Capitals were the first team to clinch a berth in the 2025 Stanley Cup Playoffs. The Capitals, who qualified for last year's postseason after winning their final regular-season game, are the only team since 1979-80 that has gone from being the last team to clinch a playoff spot in one season to the first team to do so the next season. Washington has qualified for the Stanley Cup Playoffs for the 10th time in the last 11 seasons and the 34th time in the franchise's 50-year history. Since 2007-08, no team has made the playoffs more than Washington (16 playoff appearances in 18 seasons). The Capitals have qualified for the Stanley Cup Playoffs 34 times in the last 42 seasons dating to 1982-83, which is tied with the Boston Bruins for the most playoff appearances in the NHL in that span.

DIVISION CHAMPS

On April 8, the Capitals clinched the 2024-25 Metropolitan Division title. It marks Washington's 14th division title in franchise history and 11th since 2007-08. The Capitals' 11 division titles since 2007-08 are the most in the NHL, with the next closest teams having six division titles in the 18-year span (Boston and Vancouver, six each). It also marks the Capitals' sixth Metropolitan Division title since the division was formed in 2013-14. No other Metro team has won more than two division titles in that time.

50-WIN SEASON

The Capitals finished 2024-25 with a record of 51-22-9 (111 points), the fourth most wins and points in franchise history. Washington reached the 50-win mark for the sixth time in franchise history (also 2015-16: 56 wins; 2016-17: 55 wins; 2009-10: 54 wins; 2008-09: 50 wins; 1985-86: 50 wins). The Capitals earned their 50th win of the season in their 78th game, which tied for the fourth-fewest games needed to reach the 50-win mark in team history (2015-16: 69 GP; 2016-17: 75 GP; 2009-10: 77 GP; 1985-86: 78 GP).

100 POINTS

The Capitals earned 111 points in 2024-25, which marked the fourth-highest total in franchise history (2009-10: 121 points; 2015-16: 120 points; 2016-17: 118 points). Washington has earned 100 or more points in 10 of the last 14 82-game seasons, which is tied with the Boston Bruins for the most 100-point seasons in that span.

TEAM TURNAROUND

The Capitals, who qualified for the 2024 Stanley Cup Playoffs with a -36 goal differential, finished with a +57 goal differential this season. The Capitals' +93 jump in goal differential is the eighth-highest season-to-season improvement in NHL history among teams who qualified for the playoffs both years.

OFFENSIVE OUTPUT

The Capitals ranked second in the NHL in goals for (286) in 2024-25 after ranking 28th in 2023-24 (216). The Capitals' 286 goals in 2024-25 marked their most in a season since 2009-10 (313). Washington also ranked second in the NHL in five-on-five goals (190).



2024-25 CAPITALS NOTES

LOCK IT DOWN

The Capitals ranked tied for eighth in the NHL in goals against per game in 2024-25 (2.79). It marked the first time the Capitals ranked in the top 10 in goals against since 2016-17, when they led the League with 2.16 goals against per game. Washington was one of seven teams this season to rank in the top 10 in goals for per game (3.49, 2nd in the NHL) and goals against per game (2.79, t-8th in the NHL).

CHASE COMPLETED

Alex Ovechkin scored his 895th career goal on April 6 at UBS Arena against the New York Islanders to pass Wayne Gretzky (894) for the most goals in NHL history. Ovechkin broke Gretzky's 31-year-old record in his 1,487th career game, the exact same number of games Gretzky played in his career. Ovechkin, who entered the season 42 goals shy of passing Gretzky, finished with 44 goals in 65 games played, in what was his 20th NHL season.

A NIGHT TO REMEMBER

On April 4 vs. Chicago, Alex Ovechkin scored his 893rd and 894th career goals to tie Wayne Gretzky for the most goals in NHL history. With his first goal of the game, Ovechkin reached the 40-goal mark for the 14th time in 20 seasons, extending his NHL record (next closest: Gretzky, 12 40-goal seasons). Ovechkin's second goal was also his 136th career game-winning goal, moving him past Jaromir Jagr (135) for the most game-winning goals in NHL history.

HISTORI

Alex Ovechkin scored at a historic rate this season, netting 44 goals in 65 games (0.68 G/GP) on his way to breaking Wayne Gretzky's all-time goals record. Ovechkin's 0.68 goals-per-game rate in 2024-25 was the fifth-highest he has recorded during a single season in his career. Ovechkin, 39, finished the regular season ranked tied for third in the NHL in goals despite missing 17 games. Only Leon Draisaitl (52 goals, age 29) and William Nylander (45 goals, age 28) had more goals than Ovechkin this season.

50TH ANNIVERSARY SEASON

The Capitals celebrated their 50th anniversary season in 2024-25, kicking off the campaign on Oct. 12 vs. the New Jersey Devils at Capital One Arena. Washington and New Jersey, who originally entered the NHL as the Kansas City Scouts, both began play in the 1974-75 season. Washington has a record of 1,870-1,583-303-205 (.536 point percentage) since entering the NHL, the eighth-most wins in the NHL in that span.

NEW KIDS ON THE BLOCK

Six players made their Capitals debut in the team's season opener on Oct. 12 vs. New Jersey (Pierre-Luc Dubois, Andrew Mangiapane, Brandon Duhaime, Taylor Raddysh, Jakob Chychrun and Matt Roy). It marked the fourth time in franchise history the Capitals had six-plus players each make their team debut in the same game – 18 players on Oct. 9, 1974 (the first regular-season game in franchise history), 10 players on Oct. 6, 1982 (Rod Langway's first game as a Capital) and nine players on Oct. 5, 2005 (Alex Ovechkin's NHL debut).



2024-25 CAPITALS NOTES

IMMEDIATE IMPACT

From June 19 to July 1, a span of 13 days, the Capitals added seven NHL players to their roster, all of whom were under the age of 30 when the season began: forwards Pierre-Luc Dubois, Andrew Mangiapane, Brandon Duhaime and Taylor Raddysh, defensemen Jakob Chychrun and Matt Roy and goaltender Logan Thompson. The Capitals finished 2024-25 with the second-most points by players skating on a new team (11 new skaters: 93g-159a-252p), trailing only San Jose (23 new skaters: 118g-195a-313p).

CAREER YEARS

Twelve Capitals skaters set career highs in goals, assists and/or points during the 2024-25 season.

Player	Goals	Assists	Points
Dylan Strome	29	53	82
Aliaksei Protas	30	36	66
Pierre-Luc Dubois	20	46	66
Tom Wilson	33	32	65
Connor McMichael	26	31	57
Jakob Chychrun	20	27	47
Nic Dowd	14	13	27
Taylor Raddysh	7	20	27
Martin Fehervary	5	20	25
Matt Roy	3	21	24
Trevor van Riemsdyk	1	20	21
Brandon Duhaime	9	12	21

Red indicates career high

STROME COOKIN'

Dylan Strome recorded 82 points (29g, 53a) in 82 games during the 2024-25 season, establishing career highs in goals, assists and points. Strome set a new career high in points for the third consecutive season and led the Capitals in points for a second straight year. The 28-year-old center became just the fifth Capital to record an 80-point season since 2001-02, joining Nicklas Backstrom (3x), Evgeny Kuznetsov, Alex Ovechkin (10x) and Alexander Semin. Since joining Washington ahead of the 2022-23 season, Strome ranks first on the Capitals in games played (245), assists (135) and points (214) and second in goals (79).

WHIP IT

In his 12th NHL season, Tom Wilson set career highs in goals (33), assists (32) and points (65). Wilson's 33 goals ranked second on Washington, trailing only Alex Ovechkin (44g), and were the most by a Capital other than Ovechkin since T.J. Oshie scored 33 goals in 2016-17. Wilson also netted a career-best 11 power-play goals and six game-winning goals. The 6'4", 225-pound forward led the Capitals and ranked 15th in the NHL in hits (233), making him the only player in the NHL with 30-plus goals and 200-plus hits.



2024-25 CAPITALS NOTES

ALL PRO

Aliaksei Protas, who had 53 points (13g, 40a) in 169 career games prior to the start of the season, exploded for 66 points (30g, 36a) in 76 games played in 2024-25. The 6'6", 247-pound forward set career highs in goals, assists and points, far exceeding his previously established highs (2023-24: 6g-23a-29p in 78 GP). Protas ranked third on the Capitals in goals, tied for third in points and fourth in assists. Sixty of Protas' 66 points came at even strength, which led Washington, and his 50 five-on-five points ranked tied for 11th in the NHL. With 27 even-strength goals and three shorthanded goals, Protas became the fourth player in NHL history to reach the 30-goal mark in a season without recording a power-play goal, joining Brandon Hagel (2024-25), Doug Smail (1984-85) and Rick Kehoe (1972-73). In addition, Protas ranked third in the NHL in plus-minus (+40).



MIKE DROP

Connor McMichael was one of four Capitals to establish career highs in goals, assists and points in 2024-25, recording 57 points (26g, 31a) in 82 games. The 24-year-old forward ranked fifth on the Capitals in goals but led the team and ranked tied for 17th in the NHL in five-on-five goals (22). McMichael also netted five game-winning goals, three of which came in the third period.

CHYCH CHYCH BOOM

In his first season with the Capitals, Jakob Chychrun set career highs in goals (20) and points (47) and matched his career high in assists (27). Chychrun became the first Capitals defenseman to score 20 goals in a season since Mike Green in 2008-09 (31g) and the ninth blueliner to reach the 20-goal mark in franchise history. Among NHL defensemen, Chychrun ranked first in game-winning goals (6), tied for second in power-play goals (5) and third in goals. The Capitals re-signed Chychrun to an eight-year, \$72 million contract extension on March 25.



O FROM D

Capitals defensemen combined for 200 points (38g, 162a) in 2024-25, which was the fourth-highest total in the NHL. In 2024-25, Washington ranked 30th in the NHL in scoring by defensemen (20g-115a-135p). Six Capitals defensemen reached the 20-point mark in 2024-25, marking the first time in franchise history the team had had six defensemen with 20 or more points in the same season.

CALL OF DUBIE

Pierre-Luc Dubois' first season as a Capital was the most productive of his career as he established career highs in assists (46) and points (66) and reached the 20-goal mark for the fifth time in eight years. Dubois ranked tied for second on Washington in assists, tied for third in points and tied for sixth in goals. In addition, the 6'4", 220-pound center ranked first on the team in primary assists (29), second in even-strength points (52), five-on-five points (46) and plus-minus (+27) and sixth in game-winning goals (4). Dubois became the fourth player since 2010-11 to reach the 50-point mark in their first season with the Capitals, joining Dylan Strome (65p in 2022-23), T.J. Oshie (51p in 2015-16) and Justin Williams (52p in 2015-16).



2024-25 CAPITALS NOTES

BALANCED ATTACK

The Capitals were the only team in the NHL to have seven skaters record 50-plus points with the team (Dylan Strome: 82; Alex Ovechkin: 73; Aliaksei Protas: 66; Pierre-Luc Dubois: 66; Tom Wilson: 65; Connor McMichael: 57; John Carlson: 51) as well as the only team to have seven skaters score 20 or more goals (Ovechkin: 44; Wilson: 33; Protas: 30; Strome: 29; McMichael: 26; Dubois: 20; Jakob Chychrun: 20). It marked the first time since 2009-10 that Washington has seven skaters with 50 or more points in the same season.

TERRIFIC TANDEM

Goaltenders Logan Thompson (43 GP) and Charlie Lindgren (39 GP) combined for 51 wins this season. Thompson won a career-high 31 games and ranked in the top 10 in goals-against average (2.49) and save percentage (.910), while Lindgren reached the 20-win mark for the second straight season. Thompson and Lindgren became the second set of teammates in franchise history to each earn 20 wins in the same season.

STAR TURN

Logan Thompson was named the NHL's Second Star for the month of January after posting an 8-0-1 record in nine appearances with a 1.48 goals-against average, a .947 save percentage and two shutouts. Thompson led the NHL in goals-against average and save percentage in January and ranked tied for second in wins among goaltenders with at least six starts. Thompson, who was named the NHL's First Star for the week ending Jan. 19, recorded back-to-back shutouts on Jan. 14 vs. Anaheim and Jan. 16 at Ottawa as part of a career-long 198:22 shutout streak from Jan. 11-18.

STREAKING

Logan Thompson recorded a 16-game point streak (13-0-3) from Dec. 22 to Feb. 22, which marked the second-longest point streak by a goaltender in franchise history (Jose Theodore: 19 GP in 2009-10). During the two-month run, Thompson posted a 2.02 goals-against average and a .930 save percentage.

CHUCK STOPS HERE

Coming off a career year in 2023-24, Charlie Lindgren continued his strong play this season, accounting for 20 of Washington's 51 wins. Lindgren, who signed a three-year extension with Washington on March 3, appeared in seven of Washington's final nine games, posting a 4-2-0 record, and won nine of his last 14 starts dating back to Feb. 6. With his shutout on Jan. 23 at Seattle, Lindgren tied Pete Peeters and Michal Neuvirth (7) for the sixth-most shutouts in franchise history.

ROAD WARRIORS

The Capitals ranked tied for first in the NHL in road point percentage (.646) this season and tied for second in road wins (25). Washington's 25 road wins were the second most in a single season in franchise history. The Capitals also ranked third in the NHL in road goals against per game (2.73), tied for fourth in road goals for per game (3.29) and fourth in road penalty-kill percentage (82.4%).



2024-25 CAPITALS NOTES

COACH CARBS

Spencer Carbery guided the Capitals to a record of 51-22-9 (111 points) in 2024-25. The Capitals improved by 20 points in Carbery's second season behind the bench (2023-24: 40-31-11, 91 points), which marked the second-largest point improvement by a team from 2023-24 to 2024-25. Carbery, who won the Louis A.R. Pieri Memorial Award as the AHL's outstanding coach in 2020-21 with the Hershey Bears and the John Brophy Coach of The Year Award in 2013-14 with the South Carolina Stingrays, can become the first coach ever to win coach of the year awards in the NHL, AHL and ECHL.

CARDIAC CAPS

The Capitals led the NHL in comeback wins this season, rallying from deficits in 25 games to earn victories. Of Washington's 25 comeback wins, eight came in the third period.

PENALTY SKILL

The Capitals ranked tied for fourth in the NHL in penalty-kill percentage in 2024-25 (82.0%). Washington also scored eight shorthanded goals, which were tied for the 10th most in the NHL. In addition, Capitals goaltenders boasted the fourth-highest shorthanded save percentage (.869) in the League.

IRON MEN


Dylan Strome, Nic Dowd, Trevor van Riemsdyk, Pierre-Luc Dubois, Brandon Duhaime, Rasmus Sandin and Connor McMichael played in all 82 of Washington's games this season, marking the first time since 2016-17 the Capitals had seven different skaters appear in every game. Dowd, Duhaime, Sandin and McMichael played a complete 82 games for the first time in their careers, while Dubois accomplished the feat for a fourth time, and Strome and van Riemsdyk did it for a second time. Strome has now played in 201 consecutive games with Washington, the longest active streak on the team.

700 ASSISTS

Alex Ovechkin recorded his 699th and 700th career assists on Oct. 15 vs. Vegas and became the sixth player in NHL history with 700-plus goals and 700 assists. Ovechkin also became the seventh active player to reach the 700-assist mark, joining teammate Nicklas Backstrom (762), Sidney Crosby (1,062), Patrick Kane (851), Evgeni Malkin (832), Anze Kopitar (838) and Claude Giroux (751). Among active players with 700 or more assists, Ovechkin's 897 goals are the most and are 272 more than the next closest player (Sidney Crosby: 625g).

THE RETURN OF LARS

The Capitals re-acquired forward Lars Eller from the Pittsburgh Penguins for Washington's third-round pick in the 2027 NHL Draft and a fifth-round pick (originally from Chicago) in the 2025 NHL Draft on Nov. 12. Eller previously spent seven seasons with Washington from 2016-23, recording 208 points (87g, 121a) in 488 games. Eller was a member of the 2018 Stanley Cup winning team and scored the Cup-clinching goal in Game 5 of the Final against the Vegas Golden Knights. Eller played in his 1,100th career game on March 13 at Los Angeles, becoming the 24th active skater and 231st skater in NHL history to reach the 1,100-game mark.



2024-25 CAPITALS NOTES

DOWN BUT NOT OUT

Alex Ovechkin scored five goals in five-plus periods of play during a road back-to-back set in Vegas and Utah in November, including his 31st career hat trick on Nov. 17 against the Golden Knights. Ovechkin had two more goals through two periods the next night in Washington's first ever game against the Utah Hockey Club but would leave the contest early in the third period after suffering a lower-body injury. Ovechkin, who had 15 goals in 18 games at the time of his injury, would miss the next six weeks and 16 games with a fractured fibula.

ROAD WINNING STREAK

The Capitals posted a franchise-record 10-game road winning streak from Nov. 9 to Dec. 12. Washington's 10-game streak tied for the seventh longest in NHL history. The Capitals won nine of the 10 games in regulation and outscored the opposition 48-21 during the streak, an average margin of victory of 2.7 goals. The Capitals allowed two or fewer goals in eight of the 10 games during the streak.

700 POINTS FOR CARLY

John Carlson recorded his 700th career point on Jan. 6 at Buffalo and became the 31st defenseman in NHL history to reach the 700-point mark. Among the 25 defensemen with 700 career points who are eligible for the Hockey Hall of Fame, 20 have been inducted. Carlson also became the sixth active defenseman with 700 career points, joining Brent Burns (910), Erik Karlsson (870), Victor Hedman (794), Kris Letang (772), and Roman Josi (724). In addition, Carlson became the 13th defenseman in NHL history to record 700 points with one franchise. Carlson, who is in his 16th season with Washington, is the franchise's all-time leader in games played (1,088), goals (156), assists (569) and points (725) among defensemen.

20-GOAL SEASON

Alex Ovechkin scored his 20th goal of the season on Jan. 11 at Nashville and tied Ron Francis (20) for the second-most 20-goal seasons in NHL history. Ovechkin also joined Gordie Howe (22) as the second player in NHL history to score 20 or more goals in 20 consecutive seasons and became the first player in NHL history to score 20 goals in 20 straight seasons from the start of his career. Ovechkin scored his 20th goal in his 27th game of the season and required the fewest games in NHL history by a player age 39 or older to reach the 20-goal mark in a single campaign, doing so in 15 fewer contests than the next closest skaters: Johnny Bucyk (42 GP in 1975-76) and Teemu Selanne (42 GP in 2009-10).

LONGEVITY & LOYALTY

Alex Ovechkin played in his 1,460th career game on Jan. 28 at Calgary, which moved him past Mike Modano (1,459) for the eighth-most games played with one franchise in NHL history. Ovechkin also passed Modano for the most games played by a No. 1 overall pick with the team that drafted them.



2024-25 CAPITALS NOTES

CLIMBING THE POINTS LIST

With three assists on Feb. 9 vs. Utah, Ovechkin passed Phil Esposito (717g-873a-1,590p in 1,282 GP) for the 11th-most points in NHL history. During the 2024-25 season, Ovechkin recorded 73 points (44g, 29a) in 65 games and also passed Ray Bourque (410g-1,169a-1,579p) on the all-time points list

30-GOAL SEASON

Alex Ovechkin scored his 30th goal of the season on February 25 vs. Calgary, marking his NHL-record 19th 30-goal season in 20 years. Ovechkin, 39, became the fourth player in NHL history to score 30 goals at age 39 or older, joining Gordie Howe, Johnny Bucyk and Teemu Selanne. Ovechkin scored his 30th goal of 2024-25 in his 42nd game and is the only player in NHL history to reach the 30-goal mark at age 39 or older in fewer than 50 games.

BEAU KNOWS

The Capitals acquired forward Anthony Beauvillier from the Pittsburgh Penguins for Washington's second-round pick in the 2025 NHL Draft on March 7. Beauvillier, 27, recorded five points (2g, 3a) in 18 games with the Capitals, all of which came at five-on-five. From his Capitals debut on March 9 to the end of the regular season, Beauvillier ranked third on the team in hits (31), fourth in plus-minus (+3) and seventh in shots (29).

1,600TH POINT

With his goal on March 9 vs. Seattle, Alex Ovechkin became the 11th player in NHL history to reach the 1,600-point mark and seventh to do so with a single franchise. His 886 career goals were the most by a player at the time of their 1,600th career point in League history, surpassing the mark held by Gordie Howe (694g).

CAREER CAP

On March 30 vs. Buffalo, Tom Wilson played in his 826th career game and passed Michael Pivonka (825) for the eighth-most games played in franchise history. Wilson, who was drafted by the Capitals in the first round (16th overall) of the 2012 NHL Draft, has played all 835 of his career games with Washington. Wilson ranks third on the Capitals in games played since making his NHL regular-season debut on Oct. 1, 2013 (Alex Ovechkin: 890 GP; John Carlson: 854 GP) and became the third-youngest player in franchise history to reach the 800-game mark on Jan. 18 vs. Pittsburgh. In addition, Wilson became the third player from the 2012 NHL Draft to reach the 800-game mark, joining Morgan Rielly (873) and Cody Ceci (871).

HELLO, LENO

After posting a second straight 30-goal season at Boston College and leading the NCAA in goals, Capitals prospect Ryan Leonard signed with the team on March 31 and made his NHL debut the very next day at TD Garden against the Boston Bruins. Leonard, who was selected by the Capitals with the eighth overall pick in the 2023 NHL Draft, scored with first career goal on April 4 vs. Chicago and played in Washington's final nine regular-season games.





2024-25 INDIVIDUAL STATISTICS

Player	Pos	GP	G	A	P	+/-	PIM	PPG	SHG	OTG	GWG	S	S%	ATOI
Dylan Strome	C	82	29	53	82	2	34	9	0	0	3	149	19.5	17:23
Alex Ovechkin	L	65	44	29	73	15	14	14	0	1	7	237	18.6	17:43
Aliaksei Protas	C	76	30	36	66	40	18	0	3	1	6	142	21.1	16:27
Pierre-Luc Dubois	L	82	20	46	66	27	76	4	0	1	4	142	14.1	17:18
Tom Wilson	R	81	33	32	65	20	100	11	2	2	6	169	19.5	18:44
Connor McMichael	C	82	26	31	57	19	49	4	0	0	5	177	14.7	16:49
John Carlson	D	79	5	46	51	17	22	1	0	0	0	167	3	23:34
Jakob Chychrun	D	74	20	27	47	17	52	5	0	1	6	179	11.2	21:04
Rasmus Sandin	D	82	4	26	30	13	23	1	0	0	0	78	5.1	19:11
Andrew Mangiapane	L	81	14	14	28	0	24	0	1	0	3	95	14.7	13:02
Nic Dowd	C	82	14	13	27	7	56	0	2	0	3	86	16.3	15:11
Taylor Raddysh	R	80	7	20	27	-7	18	0	0	0	1	93	7.5	12:22
Martin Fehérváry	D	81	5	20	25	18	25	0	0	0	0	76	6.6	19:00
Matt Roy	D	69	3	21	24	18	25	0	0	0	0	84	3.6	19:53
Brandon Duhaime	R	82	9	12	21	3	98	0	0	0	1	83	10.8	13:21
Trevor van Riemsdyk	D	82	1	20	21	20	34	0	0	0	0	80	1.3	17:40
Lars Eller	C	63	6	9	15	-1	26	0	0	0	0	77	7.8	12:27
Jakub Vrana	L	26	7	4	11	6	6	3	0	0	3	28	25	9:50
Hendrix Lapierre	C	27	0	8	8	-3	4	0	0	0	0	18	0	9:48
Ethen Frank	C	24	4	3	7	3	6	0	0	0	1	23	17.4	10:49
Anthony Beauvillier	L	18	2	3	5	3	0	0	0	0	0	29	6.9	12:25
Ivan Miroshnichenko	L	18	1	3	4	1	0	0	0	0	0	14	7.1	9:21
Michael Sgarbossa	C	3	1	1	2	2	2	0	0	0	0	1	100	9:20
Dylan McIlrath	D	17	0	2	2	-3	28	0	0	0	0	10	0	11:39
Ryan Leonard	R	9	1	0	1	-4	11	0	0	0	0	17	5.9	14:11
Sonny Milano	L	3	0	0	0	-3	0	0	0	0	0	4	0	7:13
Alex Alexeyev	D	8	0	0	0	2	0	0	0	0	0	7	0	16:04

Goaltender	GP	GS	W	L	OT	SA	Svs	GA	Sv%	GAA	SO	TOI
Logan Thompson	43	42	31	6	6	1,172	1,067	105	0.91	2.49	2	2535:09
Charlie Lindgren	39	38	20	14	3	985	883	104	0.896	2.73	1	2287:00
Clay Stevenson	1	1	0	1	0	38	33	5	0.868	5	0	60:00
Hunter Shepard	1	1	0	1	0	26	19	7	0.731	7	0	60:00

2024-25 GAME-BY-GAME RESULTS

#	Date	Team	W-L-OT	Record	GF-GA	Scorers	W Goal	PP	PK	SF-SA	W-L Glt dr.	Attend.
1	10/12/2024	NJD	L	0-1-0	3-5	74p,17,43	47	1-3	4-4	32-33	25 / 79	18573+
2	10/15/2024	VGK	W	1-1-0	4-2	13,43p,21,6	21	1-3	3-4	22-26	48 / 33	16727
3	10/17/2024	DAL	W	2-1-0	3-2	43,17,16	16	0-5	4-4	26-24	79 / 1	17034
4	10/19/2024 @	NJD	W*	3-1-0	6-5	43,24,8,88,17,43	43	0-2	1-2	37-31	48 / 25	16514+
5	10/22/2024 @	PHI	W	4-1-0	4-1	26s,88s,74,6	88	0-5	3-3	29-18	79 / 33	18132
6	10/23/2024	PHI	W	5-1-0	6-3	16,26,24,24,80,8	24	0-3	2-4	25-29	48 / 82	17254
7	10/26/2024 @	TBL	L	5-2-0	0-3		41	0-2	3-3	32-21	88 / 79	19092+
8	10/29/2024	NYR	W	6-2-0	5-3	8,8,24,21,26	21	0-4	2-3	46-19	48 / 31	17390
9	10/31/2024	MTL	W	7-2-0	6-3	43p,22,13,24,21,8	24	1-5	5-6	34-15	79 / 30	15789
10	11/02/2024	CBJ	W	8-2-0	7-2	21,24,88,8,26,24,17	88	0-1	3-3	22-36	48 / 40	17666
11	11/03/2024 @	CAR	L	8-3-0	2-4	8p,22	7	1-4	3-3	21-45	52 / 79	18796+
12	11/06/2024	NSH	W	9-3-0	3-2	24,21,8	8	0-6	2-2	36-35	48 / 74	17177
13	11/08/2024	PIT	L	9-4-0	2-4	38,88	71	0-3	2-2	34-32	30 / 79	18573+
14	11/09/2024 @	STL	W	10-4-0	8-1	24,8,6,8p,38,24p,23,22	8	2-2	3-3	27-25	48 / 50	18096+
15	11/13/2024	TOR	O*	10-4-1	3-4	16,17,21	91	0-1	1-2	27-34	60 / 48	18573+
16	11/15/2024 @	COL	W	11-4-1	5-2	13p,24,24,6,38	24	1-2	1-1	20-19	79 / 60	18083+
17	11/17/2024 @	VGK	W	12-4-1	5-2	8p,6,13,8,8	13	1-1	1-1	25-42	48 / 35	17877+
18	11/18/2024 @	UTA	W	13-4-1	6-2	17,26,8,8p,22,21	8	1-3	7-7	24-26	79 / 39	11131+
19	11/21/2024	COL	L	13-5-1	1-2	80	28	0-2	2-3	29-27	40 / 48	17414
20	11/23/2024	NJD	L	13-6-1	2-3	3,24p	7	1-2	3-5	25-33	34 / 79	18573+
21	11/25/2024 @	FLA	W	14-6-1	4-1	20,6p,20,63	6	1-4	4-4	31-21	48 / 30	18504
22	11/27/2024 @	TBL	W	15-6-1	5-4	88,21s,17,74,43p	43	1-3	2-3	32-28	79 / 88	19092+
23	11/29/2024	NYI	W*	16-6-1	5-4	26,43p,17p,43,6	6	2-4	3-3	26-24	48 / 40	18573+
24	11/30/2024 @	NJD	W	17-6-1	6-5	88,24p,6p,38p,16,80	80	3-5	1-3	32-27	79 / 34	16514+
25	12/03/2024	SJS	O*	17-6-2	1-2	26	72	0-3	3-4	28-31	29 / 48	17859
26	12/06/2024 @	TOR	W	18-6-2	3-1	26,24,21	24	0-4	2-2	26-21	79 / 41	18723
27	12/07/2024 @	MTL	W	19-6-2	4-2	80,43,43,17p	43	1-3	2-2	35-24	48 / 35	21105+
28	12/12/2024 @	CBJ	W*	20-6-2	2-1	21,21	21	0-1	4-5	37-33	79 / 73	15962
29	12/14/2024	BUF	W	21-6-2	4-2	43p,43p,17,6	17	2-3	2-2	31-21	48 / 1	18573+
30	12/16/2024 @	DAL	L	21-7-2	1-3	17	6	0-4	1-2	26-24	29 / 79	18532+
31	12/17/2024 @	CHI	L	21-8-2	2-3	80,88	8	0-3	4-4	22-23	40 / 48	18511
32	12/20/2024	CAR	W	22-8-2	3-1	21,13,24	13	0-2	2-2	22-25	79 / 52	18573+
33	12/22/2024	LAK	W	23-8-2	3-1	21,13p,21	13	1-1	0-1	21-26	48 / 31	18573+
34	12/23/2024 @	BOS	L	23-9-2	1-4	13p	28	1-3	3-4	11-22	1 / 79	17850+
35	12/28/2024 @	TOR	W	24-9-2	5-2	88,6,26,43p,8	26	1-1	2-2	32-37	48 / 30	19125+
36	12/29/2024 @	DET	L	24-10-2	2-4	8,26	93	0-3	3-4	27-27	34 / 79	19515
37	12/31/2024	BOS	W	25-10-2	3-1	21,6p,21	6	1-2	2-2	27-27	48 / 1	18573+
38	01/02/2025	MIN	O**	25-10-3	3-4	43,8p,42	12	1-3	2-2	31-33	29 / 79	18573+
39	01/04/2025	NYR	W	26-10-3	7-4	17p,20,88,24p,8,21,43	8	2-4	4-4	28-33	48 / 32	18573+
40	01/06/2025 @	BUF	O**	26-10-4	3-4	43p,43,21	77	1-2	2-3	28-27	1 / 79	15548
41	01/08/2025	VAN	W*	27-10-4	2-1	80,80	80	0-2	3-4	18-31	48 / 32	17941

2024-25 GAME-BY-GAME RESULTS

#	Date	Team	W-L-OT	Record	GF-GA	Scorers	W Goal	PP	PK	SF-SA	W-L Gldr.	Attend.
42	01/10/2025	MTL	O*	27-10-5	2-3	6p,20	14	1-4	3-3	17-30	75 / 48	18573+
43	01/11/2025 @	NSH	W	28-10-5	4-1	43p,53,88,8	53	1-2	2-3	16-33	48 / 74	17159+
44	01/14/2025	ANA	W	29-10-5	3-0	22,74,53	22	0-2	1-1	25-19	48 / 36	18573+
45	01/16/2025 @	OTT	W*	30-10-5	1-0	8	8	0-1	3-3	26-24	48 / 1	17242
46	01/18/2025	PIT	W	31-10-5	4-1	6,21,80p,22	21	1-4	2-2	32-19	48 / 30	18573+
47	01/21/2025 @	EDM	W	32-10-5	3-2	43,3,80	80	0-3	3-3	14-32	48 / 74	18347+
48	01/23/2025 @	SEA	W	33-10-5	3-0	21,53,8	21	0-0	1-1	32-22	79 / 35	17151+
49	01/25/2025 @	VAN	L	33-11-5	1-2	80	43	0-2	2-2	33-25	32 / 79	18876+
50	01/28/2025 @	CGY	W	34-11-5	3-1	80,17p,21	17	1-4	4-5	23-33	48 / 32	17455
51	01/30/2025 @	OTT	O*	34-11-6	4-5	24,17p,8p,17	72	2-6	3-5	35-34	31 / 79	18792+
52	02/01/2025	WPG	O*	34-11-7	4-5	80,16,43,8	44	0-1	1-2	29-30	37 / 48	18573+
53	02/04/2025	FLA	W	35-11-7	6-3	88,43s,20,26,21,8	26	0-3	1-1	26-33	48 / 72	18573+
54	02/06/2025 @	PHI	W	36-11-7	4-3	8,24,20,6	6	0-2	1-2	18-22	79 / 82	18726
55	02/09/2025	UTA	O**	36-11-8	4-5	43p,80p,17,43	8	2-2	0-1	42-27	70 / 48	18573+
56	02/22/2025 @	PIT	W	37-11-8	8-3	53,42,6,6,21,43,17p,22	6	1-4	1-2	30-32	48 / 39	18207+
57	02/23/2025	EDM	W	38-11-8	7-3	43,6p,8,8p,24,17,8	8	2-2	2-3	35-25	79 / 30	18573+
58	02/25/2025	CGY	L	38-12-8	1-3	8p	27	1-3	2-2	27-25	80 / 48	18573+
59	02/27/2025	STL	L	38-13-8	2-5	80,24	81	0-2	1-1	18-19	30 / 79	18573+
60	03/01/2025	TBL	L	38-14-8	1-3	8	93	0-3	2-3	21-19	88 / 48	18573+
61	03/03/2025	OTT	W**	39-14-8	5-4	24,80,43p,42	17	1-4	5-7	41-37	48 / 35	18573+
62	03/05/2025 @	NYR	W*	40-14-8	3-2	80,8p,43	43	1-4	4-4	26-17	79 / 31	18006+
63	03/07/2025	DET	W	41-14-8	5-2	16,21s,6,21,43s	6	0-1	2-3	28-19	48 / 39	18573+
64	03/09/2025	SEA	W	42-14-8	4-2	42,17,24,8	24	0-1	4-4	24-32	79 / 35	18573+
65	03/11/2025 @	ANA	W	43-14-8	7-4	17,21,80,21,26,72,21	26	0-1	2-2	43-29	48 / 1	16507
66	03/13/2025 @	LAK	L	43-15-8	0-3		37	0-5	3-4	21-27	35 / 79	18145+
67	03/15/2025 @	SJS	W	44-15-8	5-1	17,21,16,57,8	21	0-3	3-3	28-20	48 / 40	17435+
68	03/18/2025	DET	W	45-15-8	4-1	17,80,43,24	80	0-0	0-0	26-24	48 / 43	18573+
69	03/20/2025	PHI	W	46-15-8	3-2	8,22,88	88	0-1	2-2	16-28	79 / 33	18573+
70	03/22/2025	FLA	W	47-15-8	6-3	24,74,72,43,17,88	43	0-2	3-3	33-36	48 / 41	18573+
71	03/25/2025 @	WPG	O*	47-15-9	2-3	88,8	27	0-2	2-2	29-25	37 / 48	15225
72	03/27/2025 @	MIN	L	47-16-9	2-4	3,22	12	0-2	1-2	30-21	32 / 79	19108+
73	03/30/2025	BUF	L	47-17-9	5-8	6,6,21s,8,80p	22	1-2	3-5	29-23	47 / 48	18573+
74	04/01/2025 @	BOS	W	48-17-9	4-3	26s,8p,17,43	43	1-2	2-3	32-24	79 / 1	17850+
75	04/02/2025 @	CAR	L	48-18-9	1-5	8p	53	1-4	5-8	21-31	31 / 48	18908+
76	04/04/2025	CHI	W	49-18-9	5-3	8,42,17p,8p,9	8	2-3	1-1	29-22	79 / 30	18573+
77	04/06/2025 @	NYI	L	49-19-9	1-4	8p	16	1-2	2-2	29-22	30 / 79	17255+
78	04/10/2025	CAR	W**	50-19-9	5-4	80p,17p,26,43	80	2-3	1-1	28-34	79 / 31	18573+
79	04/12/2025 @	CBJ	L	50-20-9	0-7		8	0-2	2-2	22-26	73 / 31	18645+
80	04/13/2025	CBJ	L	50-21-9	1-4	8	19	0-2	3-3	31-23	73 / 79	18573+
81	04/15/2025 @	NYI	W	51-21-9	3-1	17p,17,17	17	1-4	4-4	36-33	79 / 30	17255+
82	04/17/2025 @	PIT	L	51-22-9	2-5	24,8p	87	1-2	1-2	20-38	39 / 33	18348+

2024-25 RESULTS

GOALS BY PERIOD

	1	2	3	OT	T	Avg
Washington Capitals:	90	85	105	6	286	(3.49 avg.)
Opponents:	79	78	66	6	229	(2.79 avg.)

SHOTS BY PERIOD

	1	2	3	OT	T	Avg
Washington Capitals:	766	732	733	34	2,265	(27.6 avg.)
Opponents:	713	754	734	29	2,230	(27.2 avg.)

POWER PLAY

	G	Att	Pct.	Rank
Overall:	52	221	23.5	t-13th in NHL
Home:	26	107	24.3	12th in NHL
Road:	26	114	22.8	13th in NHL

PENALTY KILLING

	PP GA	Att	Pct.	Rank
Overall:	43	239	82.0	t-4th in NHL
Home:	21	114	81.6	t-11th in NHL
Road:	22	125	82.4	4th in NHL

PENALTIES

GP	Pen.	PIM	PIM/GP	Rank
82	316	779	9:30	27th in NHL



2024-25 HOME & ROAD STATISTICS

HOME							AWAY						
Player	Pos	GP	G	A	P	+/-	Player	Pos	GP	G	A	P	+/-
Dylan Strome	C	41	14	30	44	0	Dylan Strome	C	41	15	23	38	2
Alex Ovechkin	L	34	21	19	40	3	Alex Ovechkin	L	31	23	10	33	12
Aliaksei Protas	C	39	17	20	37	21	Pierre-Luc Dubois	L	41	8	24	32	14
Connor McMichael	C	41	16	21	37	19	Tom Wilson	R	41	13	16	29	8
Tom Wilson	R	40	20	16	36	12	Aliaksei Protas	C	37	13	16	29	19
Pierre-Luc Dubois	L	41	12	22	34	13	Jakob Chychrun	D	38	10	19	29	7
John Carlson	D	40	3	24	27	17	John Carlson	D	39	2	22	24	0
Jakob Chychrun	D	36	10	8	18	10	Connor McMichael	C	41	10	10	20	0
Rasmus Sandin	D	41	1	17	18	6	Andrew Mangiapane	L	40	8	7	15	0
Nic Dowd	C	41	7	9	16	9	Taylor Raddysh	R	39	2	13	15	-3
Martin Fehérváry	D	41	4	11	15	8	Brandon Duhaime	R	41	5	8	13	-3
Andrew Mangiapane	L	41	6	7	13	0	Lars Eller	C	34	3	9	12	1
Matt Roy	D	35	1	12	13	8	Rasmus Sandin	D	41	3	9	12	7
Taylor Raddysh	R	41	5	7	12	-4	Nic Dowd	C	41	7	4	11	-2
Trevor van Riemsdyk	D	41	0	11	11	7	Matt Roy	D	34	2	9	11	10
Brandon Duhaime	R	41	4	4	8	6	Trevor van Riemsdyk	D	41	1	9	10	13
Jakub Vrana	L	13	4	2	6	3	Martin Fehérváry	D	40	1	9	10	10
Hendrix Lapierre	C	15	0	4	4	-5	Jakub Vrana	L	13	3	2	5	3
Lars Eller	C	29	3	0	3	-2	Ethen Frank	C	12	3	1	4	1
Anthony Beauvillier	L	7	1	2	3	4	Hendrix Lapierre	C	12	0	4	4	2
Ethen Frank	C	12	1	2	3	2	Mike Sgarbossa	C	1	1	1	2	1
Dylan McIlrath	D	8	0	2	2	2	Anthony Beauvillier	L	11	1	1	2	-1
Ivan Miroshnichenko	L	9	0	2	2	0	Ivan Miroshnichenko	L	9	1	1	2	1
Ryan Leonard	R	3	1	0	1	0	Dylan McIlrath	D	9	0	0	0	-5
Mike Sgarbossa	C	2	0	0	0	1	Sonny Milano	L	1	0	0	0	0
Sonny Milano	L	2	0	0	0	-3	Alex Alexeyev	D	4	0	0	0	-2
Alex Alexeyev	D	4	0	0	0	4	Ryan Leonard	R	6	0	0	0	-4

2024-25 SITUATIONAL STATISTICS

GOALS BY PERIOD

Player	1st	2nd	3rd	OT
Anthony Beauvillier	1		1	
John Carlson	3		2	
Jakob Chychrun	7	7	5	1
Nic Dowd	5	5	4	
Pierre-Luc Dubois	9	3	7	1
Brandon Duhaime	3	2	4	
Lars Eller	1	1	4	
Martin Fehérváry		3	2	
Ethen Frank	1	2	1	
Ryan Leonard			1	
Andrew Mangiapane	7	6	1	
Connor McMichael	9	11	6	
Ivan Miroshnichenko			1	
Alex Ovechkin	13	9	21	1
Aliaksei Protas	6	8	15	1
Taylor Raddysh	4	2	1	
Matt Roy	2	1		
Rasmus Sandin	1	1	2	
Mike Sgarbossa			1	
Dylan Strome	8	8	13	
Trevor van Riemsdyk			1	
Jakub Vrana	2	5		
Tom Wilson	8	11	12	2

SITUATIONAL GOALS

	GF	GA
5 on 5	190	159
5 on 4	46	6
5 on 3	5	0
4 on 4	3	4
4 on 3	1	0
3 on 3	6	5
3 on 4	0	2
3 on 5	0	0
4 on 5	8	38
Empty net	23	8
Goalie pulled	4	8
1st minute of game	2	2
Last minute of game	11	6
1st minute of period	11	10
Last minute of period	26	17
Within a minute of Capitals goal	12	11
Within a minute of opponent goal	7	10
Penalty shots	0	1
5-on-3 PP Goals/Opp.: 5/9, 6:32		
5-on-3 PK Kill/Opp.: 7/7, 5:25		
4-on-3 PP Goals/Opp.: 1/2, 3:15		
4-on-3 PK Kill/Opp.: 3/5, 3:54		
3-on-3 Goals/Opp.: 6/17, 48:32		

FASTEST GOALS

Quickest back-to-back goals scored: 0:08, Jakob Chychrun & Aliaksei Protas, 2/22/2025 at PIT

Quickest back-to-back goals scored, one player: 1:47, Alex Ovechkin, 10/29/2024 vs. NYR

Quickest back-to-back goals allowed: 0:10, 10/19/2024 at NJD

Fastest goal to start a game: 0:56, Aliaksei Protas, 11/2/2024 vs. CBJ

Fastest goal allowed to start a game: 0:43, Dylan Larkin, 3/7/2025 vs. DET

Fastest goal to start a period: 0:07, Tom Wilson, 3/22/2025 vs. FLA

Fastest goal allowed to start a period: 0:30, Chris Kreider, 10/29/2024 vs. NYR

Fastest goal after an opponent's goal: 0:31, Aliaksei Protas, 3/11/2025 at ANA

2024-25 SITUATIONAL STATISTICS

Last 10 games:	4-6-0	Allowing one goal	15-0-0	Playing on a Monday:	3-2-1
Last 10 at home:	8-2-0	Not allowing a goal (not incl. shootout)	3-0-0	Playing on a Tuesday:	12-2-2
Last 10 on road:	3-6-1			Playing on a Wednesday:	5-1-1
		Outshooting opponent:	30-11-4	Playing on a Thursday:	8-5-2
1-Goal Games:	16-4-9	Outshot by opponent:	20-10-5	Playing on a Friday:	6-1-1
2-Goal Games:	12-8	Shots are tied:	1-1-0	Playing on a Saturday:	13-6-1
3+-Goal Games:	23-10			Playing on a Sunday:	4-5-1
Scoring first:	31-8-3	Caps have 10-19 shots on net:	5-2-1		
Opponent scoring first:	20-14-6	Caps have 20-29 shots on net:	26-14-5	Record in first of back-to-back games:	9-3-1
Leading after 1 period:	23-5-2	Caps have 30-39 shots on net:	17-6-2	Record in second of back-to-back games:	7-6-0
Trailing after 1 period:	6-12-4	Caps have 40+ shots on net:	3-0-1	Record in second following a win:	5-4-0
Tied after 1 period:	22-5-3			Record in second following a loss:	2-2-0
Leading after 2 periods:	31-1-1	Opponent has 10-19 shots on net:	8-2-0		
Trailing after 2 periods:	8-18-6	Opponent has 20-29 shots on net:	25-14-3	At night:	40-16-8
Tied after 2 periods:	12-3-2	Opponent has 30-39 shots on net:	17-5-6	Afternoon (before 6 p.m.):	11-6-1
		Opponent has 40+ shots on net:	1-1-0		
Overtime (games decided in overtime):	6-6			vs. Metropolitan:	17-9-0
Shootout:	2-3	Caps score on the power play:	27-9-5	vs. Atlantic:	15-5-4
		Opponent scores on the power play:	18-11-6	vs. Central:	7-5-4
Scoring five or more goals	22-1-0	Caps fails to score on the power play:	24-13-4	vs. Pacific:	12-3-1
Scoring four goals	13-0-3	Opponent fails to score on the power play:	33-11-3	vs. East:	32-14-4
Scoring three goals	13-1-3			vs. West:	19-8-5
Scoring two goals	2-8-2	October:	7-2-0		
Scoring one goal	1-9-1	November:	10-4-1		
Not scoring (not incl. shootout)	0-3-0	December:	8-4-1		
		January:	9-1-4		
Allowing five or more goals	2-6-2	February:	4-2-2		
Allowing four goals	6-7-2	March:	9-4-1		
Allowing three goals	10-7-4	April:	4-5-0		
Allowing two goals	15-2-1				

SCORING BY MONTH

Player	Oct.	Nov.	Dec.	Jan.	Feb.	March	April
Alex Alexeyev							
Anthony Beauvillier						2-3-5	
John Carlson	2-6-8	1-10-11	0-5-5	1-6-7	0-8-8	1-6-7	0-5-5
Jakob Chychrun	2-2-4	6-5-11	3-7-10	2-6-8	4-2-6	3-4-7	0-1-1
Nic Dowd	3-1-4	3-1-4	4-2-6	0-4-4	1-2-3	1-2-3	2-1-3
Pierre-Luc Dubois	1-4-5	2-9-11	2-10-12	6-7-13	3-5-8	5-8-13	1-3-4
Brandon Duhaime	1-1-2	3-3-6	0-1-1	2-2-4	1-1-2	2-2-4	0-2-2
Lars Eller		2-3-5	0-1-1	2-2-4	2-0-2	0-3-3	
Martin Fehérváry	0-1-1	0-4-4	0-2-2	1-3-4	1-3-4	2-6-8	1-1-2
Ethen Frank				3-1-4	1-1-2	0-1-1	
Hendrix Lapierre		0-6-6	0-2-2				
Ryan Leonard							1-0-1
Charlie Lindgren							
Andrew Mangiapane	2-1-3	4-3-7	2-2-4	2-1-3	1-2-3	3-3-6	0-2-2
Dylan McIlrath	0-2-2						
Connor McMichael	5-5-10	9-5-14	2-4-6	2-6-8	3-4-7	4-5-9	1-2-3
Sonny Milano							
Ivan Miroshnichenko		1-2-3	0-1-1				
Alex Ovechkin	5-5-10	10-5-15	2-0-2	6-4-10	7-3-10	7-9-16	7-3-10
Aliaksei Protas	3-6-9	5-7-12	8-3-11	5-6-11	2-5-7	7-8-15	0-1-1
Taylor Raddysh	2-2-4	2-5-7	0-6-6	0-1-1	1-5-6	2-1-3	
Matt Roy		1-4-5	0-3-3	1-3-4	0-7-7	1-4-5	
Rasmus Sandin	0-4-4	4-5-9	0-2-2	0-3-3	0-3-3	0-7-7	0-2-2
Mike Sgarbossa		1-1-2					
Dylan Strome	3-10-13	5-16-21	3-3-6	4-5-9	3-7-10	5-6-11	6-6-12
Logan Thompson				0-1-1			
Trevor van Riemsdyk	0-6-6	0-5-5	0-1-1	0-3-3	0-1-1	1-4-5	
Jakub Vrana	2-1-3	2-2-4	3-1-4				
Tom Wilson	6-2-8	3-8-11	5-3-8	6-3-9	6-3-9	5-10-15	2-3-5

2024-25 STATISTICS & NOTES

CAPITALS MULTIPLE GAMES

	GOALS			ASSISTS			POINTS				
	2	3+	TOTAL	2	3+	TOTAL	2	3	4	5	TOTAL
Anthony Beauvillier				1		1	1				1
John Carlson				4	3	7	5	3			8
Jakob Chychrun	1		1	4		4	11	1			12
Nic Dowd				2		2	2	1			3
Pierre-Luc Dubois	1		1	6	1	7	9	4			13
Brandon Duhaime				1		1	4				4
Lars Eller	1		1	1		1	2				2
Martin Fehérváry				2		2	4				4
Andrew Mangiapane				1		1	4				4
Dylan McIlrath				1		1	1				1
Connor McMichael	4		4	2	1	3	12	1			13
Alex Ovechkin	4	2	6	6	2	8	11	8			19
Aliaksei Protas	4	1	5	4	1	5	13	4			17
Taylor Raddysh				2		2	3				3
Matt Roy				1	1	2	1	1			2
Rasmus Sandin				3		3	4				4
Mike Sgarbossa							1				1
Dylan Strome	1	1	2	10	1	11	13	7			20
Trevor van Riemsdyk				2		2	2				2
Tom Wilson	6		6	4		4	17	2			19
TOTAL	22	4	26	57	10	67	120	32			152

2024-25 STATISTICS & NOTES

RECORD WITH A	GOAL	ASSIST	POINT	RECORD WITH A	GOAL	ASSIST	POINT
Anthony Beauvillier	2-0-0	1-1-0	3-1-0	Connor McMichael	18-3-1	18-5-4	32-7-4
John Carlson	4-1-0	29-3-4	33-3-4	Ivan Miroshnichenko	1-0-0	2-0-1	3-0-1
Jakob Chychrun	16-1-1	18-3-2	27-4-3	Alex Ovechkin	23-9-4	14-2-3	30-10-6
Nic Dowd	12-1-1	9-2-0	19-3-1	Aliaksei Protas	21-1-2	25-1-4	39-2-4
Pierre-Luc Dubois	12-5-2	30-3-5	36-8-5	Taylor Raddysh	5-0-2	13-4-1	17-4-3
Brandon Duhaime	7-2-0	10-1-0	14-3-0	Matt Roy	1-2-0	13-2-3	14-4-3
Lars Eller	4-0-1	6-2-0	10-2-1	Rasmus Sandin	3-1-0	18-3-2	20-4-2
Martin Fehérváry	4-0-1	16-1-1	18-1-2	Mike Sgarbossa	1-0-0	1-0-0	1-0-0
Ethen Frank	4-0-0	1-1-1	5-1-1	Dylan Strome	21-2-3	30-8-3	40-9-6
Hendrix Lapierre		6-2-0	6-2-0	Logan Thompson		1-0-0	1-0-0
Ryan Leonard	1-0-0		1-0-0	Trevor van Riemsdyk	1-0-0	15-2-1	16-2-1
Charlie Lindgren				Jakub Vrana	6-1-0	2-2-0	8-3-0
Andrew Mangiapane	11-2-1	13-0-0	21-2-1	Tom Wilson	22-1-4	20-5-3	33-6-5
Dylan McIlrath		1-0-0	1-0-0				

2024-25 HIGHS, LOWS & STREAKS

TEAM

Most goals, game: 8 – twice, 2/22/25 at PIT & 11/9/2024 at STL
Most goals, period: 5 – three times, 2/22/25 at PIT, 11/9/2024 at STL & 11/2/2025 vs. CBJ
Most goals allowed, game: 8 – 3/30/2025 vs. BUF
Most goals allowed, period: 4 – 3/30/2025 vs. BUF & 12/29/2024 at DET
Most shots, game: 46 – 10/29/2024 vs. NYR
Most shots, period: 19 – 3/11/2025 at ANA, 3/3/2025 vs. OTT & 10/29/2024 vs. NYR
Most shots allowed, game: 45 – 11/3/2024 at CAR
Most shots allowed, period: 25 – 11/17/2025 at VGK
Fewest shots, game: 11 – 12/23/2024 at BOS
Fewest shots, period (regulation): 2 – 3/20/2025 vs. PHI & 1/8/2025 vs. VAN
Fewest shots allowed, game: 15 – 10/31/2024 vs. MTL
Fewest shots allowed, period (regulation): 2 – 1/14/2025 vs. ANA
Most power-play goals, game: 3 – 11/30/2024 at NJD
Most power-play goals allowed, game: 3 – 4/2/2025 at CAR
Most shorthanded goals, game: 2 – twice, 3/7/2025 vs. DET & 10/22/2024 at PHI
Most shorthanded goals allowed, game: 2 – 1/30/2025 at OTT
Largest margin of victory: 7 – 2/22/2025 at PIT
Largest margin of defeat: 7 – 4/12/2025 at CBJ
Longest winning streak: 6 – 1/11/2025–1/23/2025: 6-0-0
Longest home winning streak: 7 – 10/15/2024–11/6/2024: 7-0-0
Longest road winning streak: 10* – 11/9/2024–12/12/2024: 10-0-0
Longest losing streak: 3 – 2/25/2025–3/1/2025: 0-3-0
Longest home losing streak: 3 – 2/25/2025–3/1/2025: 0-3-0
Longest road losing streak: 3 – twice, 4/2/2025–4/12/2025: 0-3-0 & 12/16/2024–12/23/2024: 0-3-0
Largest deficit overcome in a win: 2 – five times, m.r. 4/10/2025 vs. CAR
Largest deficit overcome in an OT or SO loss: 2 – three times, m.r. 2/9/2025 vs. UTA
Largest lead surrendered in a regulation loss: 2 – 12/17/2024 at CHI
Largest lead surrendered in an OT or SO loss: 2 – 11/13/2024 vs. TOR

*Franchise record

INDIVIDUAL

Most goals, game: 3 –
 Dylan Strome: 4/15/2025 at NYI
 Aliaksei Protas: 3/11/2025 at ANA
 Alex Ovechkin: 2/23/2025 vs. EDM
 Alex Ovechkin: 11/17/2024 at VGK
Most goals, period: 2 – eight times, m.r. Aliaksei Protas: 3/11/2025 at ANA
Most assists, game: 3 – 10 times, m.r. John Carlson: 4/4/2025 vs. CHI
Most points, game: 3 – 32 times, m.r. Dylan Strome: 4/15/2025 at NYI
Most power-play goals, game: 2 – Tom Wilson: 12/14/2024 vs. BUF
Most shorthanded goals, game: 1 – eight times, m.r. Nic Dowd: 4/1/2025 at BOS
Most penalty minutes, game: 19 – Connor McMichael: 4/2/2025 at CAR
Most saves, game: 41 – Charlie Lindgren: 11/3/25 at CAR
Most saves, period: 25 – Logan Thompson: 11/17/2024 at VGK
Most ice time, game: 28:30 – John Carlson: 10/31/2024 vs. MTL
Most shots on goal, game: 10 – Connor McMichael: 10/29/2024 vs. NYR
Most face-off wins, game: 17 – Dylan Strome: 11/21/2024 vs. COL
Most face-offs taken, game: 27 – Dylan Strome: 2/25/2025 vs. CGY
Most hits, game: 7 – six times, m.r. Brandon Duhaime: 4/15/2025 at NYI
Most blocked shots, game: 7 – Martin Fehérváry: 10/17/2024 vs. DAL
Longest point streak: 9 games –
 Alex Ovechkin: 3/30/2025–4/17/2025: 8g-5a-13p
 John Carlson: 1/28/2025–2/25/2025: 0g-10a-10p
 Dylan Strome: 1/28/2025–2/25/2025: 6g-7a-13p
Longest goal streak: 5 games –
 Alex Ovechkin: 3/30/2025–4/6/2025: 6g
 Alex Ovechkin: 10/29/2024–11/6/2024: 6g
Longest assist streak: 9 games – John Carlson: 1/28/2025–2/25/2025: 10a

2024-25 SHOOTOUTS & PENALTY SHOTS

SHOOTOUTS

Date	Shootout Score	Rounds	Clinching Goal	Goaltender	Site
1/2/2025	Minnesota 1 - Washington 0	3	Matt Boldy	Charlie Lindgren	Washington
1/6/2025	Buffalo 2 - Washington 1	4	JJ Peterka	Charlie Lindgren	Buffalo
2/9/2025	Utah 1 - Washington 0	3	Nick Schmaltz	Logan Thompson	Washington
3/3/2025	Washington 1 - Ottawa 0	3	Dylan Strome	Logan Thompson	Washington
4/10/2025	Washington 1 - Carolina 0	3	Pierre-Luc Dubois	Charlie Lindgren	Washington

Shooter	Goals/Shots	Pct.	GDG
Pierre-Luc Dubois	2/5	40.0	1
Dylan Strome	1/5	20.0	1
John Carlson	0/3	0.0	0
Alex Ovechkin	0/1	0.0	0
Jakob Chychrun	0/1	0.0	0
Aliaksei Protas	0/1	0.0	0

Goaltender	Record	SV/SA	SV%
Logan Thompson	1-1	4/5	.800
Charlie Lindgren	1-2	6/9	.667

PENALTY SHOTS

Capitals
None

Opponents				
Josh Norris	at Ottawa	1/30/2025	Charlie Lindgren	Goal
Shane Pinto	at Ottawa	1/30/2025	Charlie Lindgren	Save

2024-25 GAME-BY-GAME STATISTICS

Date	Opp.	Iorio #2	Roy #3	Chychrun #6	Ovechkin #8	Leonard #9	Milano #15	Raddysh #16
Oct 12	Vs NJD	DNP	0-0,2/-2 08:39	0-0,2/-1 22:09	0-1,0/0 19:44	DNP	0-0,1/-3 05:52	0-0,1/0 12:11
Oct 15	Vs VGK	DNP	DNP	1-0,2/3 19:37	0-2,6/1 16:55	DNP	DNP	0-0,1/0 12:39
Oct 17	Vs DAL	DNP	DNP	0-0,0/2 18:47	0-0,2/-1 19:16	DNP	DNP	1-0(W),2/1 11:06
Oct 19	@ NJD	DNP	DNP	0-2,5/1 27:27	1-0,5/0 17:29	DNP	DNP	0-0,0/-1 16:13
Oct 22	@ PHI	DNP	DNP	1-0,4/1 19:28	0-0,3/0 19:57	DNP	DNP	0-0,0/0 12:20
Oct 23	Vs PHI	DNP	DNP	0-0,0/-1 19:38	1-0,3/1 17:24	DNP	DNP	1-0,2/0 12:18
Oct 26	@ TBL	DNP	DNP	0-0,1/-1 21:31	0-0,2/0 18:19	DNP	DNP	0-0,1/-1 14:27
Oct 29	Vs NYR	DNP	DNP	0-0,0/1 01:50	2-0,5/2 17:47	DNP	DNP	0-1,3/0 14:15
Oct 31	Vs MTL	DNP	DNP	DNP	1-2,1/2 17:30	DNP	DNP	0-1,0/0 12:10
Nov 2	Vs CBJ	DNP	DNP	DNP	1-2,4/4 13:35	DNP	DNP	0-1,3/2 13:19
Nov 3	@ CAR	DNP	DNP	DNP	1-0,5/-1 21:03	DNP	0-0,1/0 05:46	0-0,1/-1 13:21
Nov 6	Vs NSH	DNP	0-1,3/1 20:07	DNP	1-1(W),4/2 19:12	DNP	0-0,2/0 10:00	0-0,1/-1 15:45
Nov 8	Vs PIT	DNP	0-0,1/-1 18:48	DNP	0-0,5/-2 19:39	DNP	DNP	0-0,2/0 12:33
Nov 9	@ STL	DNP	0-0,0/2 22:27	1-1,1/3 18:44	2-0(W),5/1 14:41	DNP	DNP	0-1,1/1 14:25
Nov 13	Vs TOR	DNP	0-1,0/1 22:18	0-0,2/-1 19:27	0-1,4/0 16:32	DNP	DNP	1-0,1/1 14:36
Nov 15	@ COL	DNP	0-0,1/-1 20:28	1-0,2/1 18:14	0-1,1/1 18:50	DNP	DNP	0-0,0/-2 12:27
Nov 17	@ VGK	DNP	0-1,0/2 17:36	1-0,2/0 22:24	3-0,5/3 14:53	DNP	DNP	0-0,1/-1 12:47
Nov 18	@ UTA	DNP	0-0,0/0 18:12	0-0,1/1 18:51	2-0(W),3/2 14:06	DNP	DNP	0-1,1/0 11:22
Nov 21	Vs COL	DNP	0-0,1/0 17:14	0-0,3/0 24:26	DNP	DNP	DNP	0-0,1/0 10:12
Nov 23	Vs NJD	DNP	1-0,2/1 20:20	0-0,3/0 22:28	DNP	DNP	DNP	0-0,2/0 13:27
Nov 25	@ FLA	DNP	0-1,0/1 21:07	1-2(W),3/1 19:03	DNP	DNP	DNP	0-0,2/0 14:09
Nov 27	@ TBL	DNP	0-0,3/2 19:04	0-1,5/-1 24:16	DNP	DNP	DNP	0-1,1/1 15:20
Nov 29	Vs NYI	DNP	0-0,1/-3 19:14	1-1(W),1/2 21:13	DNP	DNP	DNP	0-0,2/-1 14:28
Nov 30	@ NJD	DNP	0-0,3/2 18:12	1-0,1/-1 19:49	DNP	DNP	DNP	1-1,1/1 14:24
Dec 3	Vs SJS	DNP	0-0,4/0 19:11	0-0,4/0 23:01	DNP	DNP	DNP	0-0,1/0 13:19
Dec 6	@ TOR	DNP	0-1,3/2 21:41	0-0,0/1 22:17	DNP	DNP	DNP	0-0,0/-1 16:18
Dec 7	@ MTL	DNP	0-1,1/0 21:52	0-1,6/0 20:13	DNP	DNP	DNP	0-1,0/0 14:29
Dec 12	@ CBJ	DNP	0-0,2/0 21:54	0-2,2/2 20:03	DNP	DNP	DNP	0-0,6/0 15:21
Dec 14	Vs BUF	DNP	0-0,1/-2 20:29	1-1,5/2 22:27	DNP	DNP	DNP	0-1,0/0 11:44
Dec 16	@ DAL	DNP	0-0,4/0 16:11	0-1,3/0 24:21	DNP	DNP	DNP	0-1,3/0 13:41
Dec 17	@ CHI	DNP	0-0,1/-1 19:41	0-0,1/-3 23:52	DNP	DNP	DNP	0-0,0/-1 11:33
Dec 20	Vs CAR	DNP	0-1,0/2 21:08	0-0,1/0 16:50	DNP	DNP	DNP	0-1,0/1 11:53
Dec 22	Vs LAK	DNP	0-0,0/1 20:42	0-0,0/1 20:38	DNP	DNP	DNP	0-0,0/0 14:30
Dec 23	@ BOS	DNP	0-0,1/-1 17:21	0-0,0/-2 21:30	DNP	DNP	DNP	0-0,1/-1 14:35
Dec 28	@ TOR	DNP	0-0,1/-1 20:54	1-1,4/3 20:00	1-0,3/0 14:58	DNP	DNP	0-1,2/2 13:59
Dec 29	@ DET	DNP	0-0,1/-1 19:22	0-1,3/1 21:34	1-0,8/1 20:22	DNP	DNP	0-1,2/0 11:03
Dec 31	Vs BOS	DNP	0-0,0/0 19:51	1-0(W),4/2 20:53	0-0,3/0 16:14	DNP	DNP	0-0,0/0 12:10
Jan 2	Vs MIN	DNP	0-0,0/-1 18:55	0-0,2/-1 21:56	1-0,4/-2 20:10	DNP	DNP	0-0,1/-1 12:05
Jan 4	Vs NYR	DNP	0-0,0/0 21:01	0-2,3/0 22:24	1-1(W),7/-1 17:44	DNP	DNP	0-0,1/-1 08:55
Jan 6	@ BUF	DNP	0-0,1/0 20:58	0-1,4/0 23:01	0-0,5/0 16:42	DNP	DNP	0-0,2/0 11:35
Jan 8	Vs VAN	DNP	0-1,2/1 20:59	0-0,3/0 24:02	0-0,3/0 17:55	DNP	DNP	0-0,0/0 09:02
Jan 10	Vs MTL	DNP	0-0,1/1 19:15	0-0,1/-1 19:45	0-0,1/-1 16:31	DNP	DNP	0-1,2/1 10:41
Jan 11	@ NSH	DNP	0-1,0/1 21:58	0-0,2/0 18:30	1-1,2/1 14:31	DNP	DNP	0-0,0/1 10:34
Jan 14	Vs ANA	DNP	0-0,0/1 19:30	0-1,3/2 22:14	0-0,3/1 18:17	DNP	DNP	0-0,2/0 13:03
Jan 16	@ OTT	DNP	0-0,1/0 22:19	0-0,4/0 20:25	1-0(W),3/1 16:34	DNP	DNP	0-0,0/0 07:34
Jan 18	Vs PIT	DNP	0-0,1/1 17:10	1-0,5/2 24:31	0-0,2/0 18:20	DNP	DNP	0-0,0/-1 11:01
Jan 21	@ EDM	DNP	1-0,1/2 20:00	0-0,0/0 19:42	0-0,3/0 16:50	DNP	DNP	0-0,0/-1 08:52
Jan 23	@ SEA	DNP	0-0,0/0 19:47	0-1,4/2 22:06	0-0,2/1 15:24	DNP	DNP	0-0,1/1 12:02
Jan 25	@ VAN	DNP	0-0,3/-1 21:00	0-0,2/-1 20:29	0-0,7/0 19:50	DNP	DNP	0-0,1/0 12:27
Jan 28	@ CGY	DNP	0-0,2/1 21:20	0-1,1/1 18:42	0-0,4/0 16:47	DNP	DNP	0-0,0/0 10:35
Jan 30	@ OTT	DNP	0-1,0/1 17:06	0-0,1/-1 24:49	1-2,7/0 22:11	DNP	DNP	0-0,2/0 07:07
Feb 1	Vs WPG	DNP	0-3,2/3 19:11	0-0,2/0 22:13	1-0,2/-1 14:09	DNP	DNP	1-0,1/1 10:07
Feb 4	Vs FLA	DNP	0-0,1/2 19:57	0-0,0/0 20:05	1-0,3/2 20:23	DNP	DNP	0-0,1/0 09:14
Feb 6	@ PHI	DNP	0-0,0/0 21:01	1-1(W),2/1 21:41	1-0,2/1 18:21	DNP	DNP	0-2,2/2 10:32
Feb 9	Vs UTA	DNP	0-0,1/-1 19:28	0-0,5/0 26:19	0-3,4/0 18:31	DNP	DNP	0-0,1/-1 11:59
Feb 22	@ PIT	DNP	0-2,0/1 21:42	2-0(W),6/2 20:29	0-0,4/1 18:00	DNP	DNP	0-2,0/1 13:20
Feb 23	Vs EDM	DNP	0-1,1/2 19:51	1-1,5/1 20:22	3-0(W),9/3 16:29	DNP	DNP	0-0,0/-1 13:55
Feb 25	Vs CGY	DNP	0-0,1/-1 16:43	0-0,2/-1 26:18	1-0,5/0 23:36	DNP	DNP	0-0,0/-1 09:06
Feb 27	Vs STL	DNP	0-1,1/1 19:24	0-0,1/-1 21:22	0-0,4/-4 20:44	DNP	DNP	0-1,0/1 16:45
Mar 1	Vs TBL	DNP	0-1,1/1 20:32	0-0,1/-2 21:15	1-0,3/0 18:38	DNP	DNP	0-0,1/-1 09:58
Mar 3	Vs OTT	DNP	0-0,2/1 21:09	0-0,2/1 21:00	0-0,5/-1 16:50	DNP	DNP	0-0,0/-1 12:46
Mar 5	@ NYR	DNP	0-0,3/1 18:51	0-0,2/0 23:13	1-0,5/-1 18:34	DNP	DNP	0-0,1/0 11:43
Mar 7	Vs DET	DNP	0-0,1/1 19:56	1-0(W),2/1 18:11	0-0,1/0 16:59	DNP	DNP	1-0,4/1 11:19
Mar 9	Vs SEA	DNP	0-0,1/1 21:15	0-1,3/1 20:24	1-0,6/0 17:28	DNP	DNP	0-0,0/1 14:04
Mar 11	@ ANA	DNP	0-1,2/4 22:58	0-1,6/1 19:05	0-3,3/2 16:54	DNP	DNP	0-0,4/-2 12:33
Mar 13	@ LAK	DNP	0-0,0/-1 17:25	0-0,3/-2 18:30	0-0,0/0 18:37	DNP	DNP	0-0,0/0 14:01
Mar 15	@ SJS	DNP	0-0,1/3 20:01	0-0,2/1 21:19	1-1,4/1 17:34	DNP	DNP	1-0,2/2 14:26
Mar 18	Vs DET	DNP	0-0,2/1 19:24	0-1,3/0 23:15	0-1,1/1 15:20	DNP	DNP	0-0,1/0 15:31
Mar 20	Vs PHI	DNP	0-1,1/1 20:58	0-0,0/1 19:34	1-0,4/0 15:36	DNP	DNP	0-0,2/0 10:48
Mar 22	Vs FLA	DNP	0-1,1/0 18:05	0-0,4/0 16:25	0-2,6/0 20:04	DNP	DNP	0-0,2/1 11:37
Mar 25	@ WPG	DNP	0-0,4/-2 22:15	0-1,4/0 21:22	1-0,4/0 17:42	DNP	DNP	0-0,2/0 10:53
Mar 27	@ MIN	DNP	1-0,2/1 18:13	0-0,6/-1 22:29	0-0,3/-1 19:03	DNP	DNP	0-1,0/1 11:23
Mar 30	Vs BUF	DNP	0-0,1/-2 17:56	2-0,4/-3 21:09	1-2,3/-2 16:22	DNP	DNP	0-0,2/-1 10:00
Apr 1	@ BOS	DNP	DNP	0-0,1/0 20:53	1-1,2/1 16:23	0-0,0/1 14:14	DNP	DNP
Apr 2	@ CAR	DNP	DNP	0-1,2/-2 23:41	1-0,4/-1 20:10	0-0,1/0 15:45	DNP	DNP
Apr 4	Vs CHI	DNP	0-0,0/-2 17:25	0-0,0/1 22:49	2-0(W),3/1 20:27	1-0,4/0 13:01	DNP	0-0,0/-2 09:53
Apr 6	@ NYI	DNP	0-0,1/-3 20:28	0-0,3/0 19:37	1-0,5/-1 16:10	0-0,1/-1 14:21	DNP	0-0,5/-2 11:11
Apr 10	Vs CAR	DNP	0-0,0/1 22:14	DNP	0-1,2/-2 17:54	0-0,2/0 16:35	DNP	0-0,0/-1 10:55
Apr 12	@ CBJ	DNP	0-0,1/-4 22:24	DNP	DNP	0-0,4/-3 15:39	DNP	0-0,2/-1 15:01
Apr 13	Vs CBJ	DNP	0-0,4/-2 21:40	0-0,0/-1 20:46	1-0,6/0 17:07	0-0,1/0 11:17	DNP	0-0,2/-1 09:25
Apr 15	@ NYI	DNP	0-0,1/0 25:52	DNP	0-1,2/1 16:41	0-0,3/0 10:14	DNP	0-0,0/-1 12:13
Apr 17	@ PIT	DNP	DNP	0-0,2/-1 25:22	1-0,2/-1 15:07	0-0,1/-1 16:30	DNP	0-0,1/-2 13:52

Skaters: Goals-Assists (Game-Winning), Shots / (+/-), TOI

2024-25 GAME-BY-GAME STATISTICS

Date	Opp.	Strome #17	Eller #20	Protas #21	Duhaime #22	Sgarbossa #23	McMichael #24	Dowd #26
Oct 12	Vs NJD	1-1,4/0 20:21		0-0,0/-3 10:28	0-0,1/0 15:07	DNP	0-1,3/0 14:27	0-0,0/0 17:14
Oct 15	Vs VGK	0-1,0/1 17:23		1-0(W)/1,1 15:12	0-0,1/0 15:37	DNP	0-0,4/0 15:30	0-1,2/2 17:57
Oct 17	Vs DAL	1-0,2/-1 15:39		0-1,4/0 13:52	0-0,0/1 14:25	DNP	0-1,2/1 18:51	0-0,0/1 16:27
Oct 19	@ NJD	1-2,3/2 19:04		0-1,1/1 16:22	0-0,2/-1 16:25	DNP	1-1,1/1 16:44	0-0,2/-1 18:08
Oct 22	@ PHI	0-1,2/1 16:47		0-0,2/0 13:09	0-1,2/2 13:56	DNP	0-2,0/2 14:33	1-0,2/2 15:48
Oct 23	Vs PHI	0-1,0/1 16:53		0-1,1/2 12:59	0-0,0/0 14:52	DNP	2-0(W)/2,3 16:15	1-0,2/2 14:17
Oct 26	@ TBL	0-0,3/-1 18:01		0-0,4/0 16:46	0-0,3/-1 12:42	DNP	0-0,0/-1 15:04	0-0,1/0 15:19
Oct 29	Vs NYR	0-2,1/3 17:14		1-2(W)/3,3 15:30	0-0,2/-1 12:48	0-0,0/0 08:33	1-0,10/2 18:06	1-0,1/-1 15:43
Oct 31	Vs MTL	0-2,2/1 14:44		1-1,1/2 14:47	1-0,3/1 14:00	0-0,0/1 08:03	1-0(W)/5,0 18:41	0-0,4/1 16:58
Nov 2	Vs CBJ	1-2,2/4 14:47		1-1,1/1 15:49	0-1,0/1 13:56	DNP	2-0,4/1 15:56	1-0,2/1 14:24
Nov 3	@ CAR	0-1,0/-1 20:13		0-0,0/-1 15:02	1-0,3/0 13:44	DNP	0-0,2/-2 21:07	0-1,1/-1 15:30
Nov 6	Vs NSH	0-2,0/2 17:03		1-0,2/2 11:40	0-0,0/-1 16:24	DNP	1-0,6/0 17:02	0-0,2/-1 17:53
Nov 8	Vs PIT	0-0,4/-2 20:28		0-0,2/-2 16:50	0-0,2/0 12:00	DNP	0-1,2/-1 18:49	0-0,0/-1 14:04
Nov 9	@ STL	0-3,2/1 15:08		0-1,0/1 15:37	1-0,3/1 14:05	1-1,1/1 11:25	2-0,3/2 17:13	0-0,1/1 16:15
Nov 13	Vs TOR	1-0,1/0 19:39	DNP	1-1,4/1 17:28	0-0,0/0 16:50	DNP	0-1,0/0 20:31	0-0,0/1 16:09
Nov 15	@ COL	0-1,1/2 19:00	0-0,0/0 11:57	0-0,0/0 18:06	0-0,0/-2 10:41	DNP	2-0(W)/2,3 16:07	0-0,1/-2 13:58
Nov 17	@ VGK	0-2,0/3 14:42	0-0,1/0 11:32	0-2,1/3 15:34	0-0,0/-1 14:37	DNP	0-0,2/-1 18:12	0-0,0/0 16:41
Nov 18	@ UTA	1-1,2/2 14:30	0-1,3/0 12:03	1-0,2/1 14:12	1-1,1/1 13:57	DNP	0-0,0/0 16:41	1-0,3/1 15:36
Nov 21	Vs COL	0-0,1/0 19:39	0-0,2/-1 10:57	0-0,1/0 14:34	0-0,2/0 13:20	DNP	0-0,6/1 20:13	0-0,0/0 14:59
Nov 23	Vs NJD	0-0,0/0 19:32	0-0,0/0 11:24	0-0,1/0 17:22	0-0,1/0 13:32	DNP	1-0,2/0 16:13	0-0,1/0 13:32
Nov 25	@ FLA	0-1,3/-1 15:30	2-0,2/2 13:28	0-0,1/-1 15:59	0-0,1/0 13:36	DNP	0-0,6/1 15:45	0-0,0/1 14:48
Nov 27	@ TBL	1-1,3/1 16:35	0-1,0/1 12:42	1-1,1/1 13:30	0-0,1/-1 11:05	DNP	0-0,2/0 21:22	0-0,1/-1 14:30
Nov 29	Vs NYI	1-2,1/0 20:57	0-0,0/1 14:25	0-0,0/-2 16:17	0-1,2/1 12:47	DNP	0-3,4/-1 19:30	1-0,4/0 13:54
Nov 30	@ NJD	0-0,2/-1 15:26	0-1,0/0 12:42	0-1,2/0 15:22	0-0,1/0 13:19	DNP	1-0,3/-1 18:43	0-0,3/0 14:29
Dec 3	Vs SJS	0-0,0/0 20:01	0-0,1/0 13:57	0-0,5/0 16:37	0-0,0/1 11:16	DNP	0-0,1/-1 20:48	1-0,2/0 13:26
Dec 6	@ TOR	0-0,1/0 19:41	0-0,3/-1 16:15	1-0,3/1 15:21	0-0,0/1 09:29	DNP	1-0(W)/5,1 19:52	1-1,3/2 11:54
Dec 7	@ MTL	1-0,2/-1 15:48	0-0,2/0 15:45	0-2,3/1 14:45	0-0,2/0 13:37	DNP	0-1,2/0 20:13	0-0,2/0 14:43
Dec 12	@ CBJ	0-1,2/1 19:25	0-0,4/0 15:18	2-0(W)/4,2 16:12	0-0,1/0 13:59	DNP	0-0,2/0 19:30	0-0,0/0 14:56
Dec 14	Vs BUF	1-0(W)/5,0 15:19	0-0,2/-1 13:54	0-0,4/0 18:52	0-0,3/1 14:51	DNP	0-1,1/1 17:43	0-0,2/0 18:16
Dec 16	@ DAL	1-0,3/0 22:23	0-0,0/0 14:10	0-0,0/-1 17:53	0-0,1/0 10:36	DNP	0-0,1/0 20:39	0-0,1/0 12:21
Dec 17	@ CHI	0-0,1/-2 18:35	0-1,0/-1 13:10	0-0,2/1 14:59	0-0,0/0 13:36	DNP	0-0,4/-2 17:30	0-0,2/1 16:54
Dec 20	Vs CAR	0-0,3/1 17:09	DNP	1-0,3/2 18:00	0-0,3/0 15:13	DNP	1-0,4/1 19:14	0-0,0/0 15:13
Dec 22	Vs LAK	0-0,2/0 17:45	DNP	2-0,4/2 17:50	0-0,2/0 16:44	DNP	0-1,1/2 18:41	0-0,0/0 18:26
Dec 23	@ BOS	0-0,0/-2 20:33	DNP	0-0,0/-1 16:36	0-0,1/0 11:21	DNP	0-0,0/-2 19:56	0-0,1/0 14:39
Dec 28	@ TOR	0-1,5/0 15:55	DNP	0-1,0/1 14:01	0-0,1/1 15:12	DNP	0-0,1/-2 18:43	1-0(W)/2,2 15:53
Dec 29	@ DET	0-0,0/1 20:23	0-0,1/-1 10:03	0-0,1/-1 18:38	0-1,1/0 10:52	DNP	0-1,1/1 15:13	1-0,1/0 12:54
Dec 31	Vs BOS	0-1,0/0 16:15	0-0,2/-1 11:58	2-0,5/2 17:38	0-0,0/0 14:34	DNP	0-0,2/0 14:25	0-1,2/1 15:57
Jan 2	Vs MIN	0-1,3/-1 17:05	0-0,1/0 10:20	0-0,0/2 18:35	0-0,1/-1 15:21	DNP	0-0,2/-2 16:08	0-0,0/-1 16:01
Jan 4	Vs NYR	1-2,4/-2 14:52	1-0,1/1 12:36	1-0,1/0 18:50	0-0,1/1 12:48	DNP	1-0,1/1 12:41	0-1,0/1 14:13
Jan 6	@ BUF	0-1,2/-1 18:10	0-0,1/0 12:09	1-1,4/2 20:00	0-0,0/-1 12:02	DNP	0-0,1/0 15:48	0-0,0/-1 14:02
Jan 8	Vs VAN	0-0,0/0 19:26	0-0,1/0 11:17	0-1,0/1 19:26	0-0,1/0 14:17	DNP	0-1,2/1 16:34	0-0,1/0 15:30
Jan 10	Vs MTL	0-0,1/-1 18:12	1-0,1/1 11:34	0-0,0/-1 17:16	0-0,2/0 14:33	DNP	0-0,0/-2 14:33	0-0,1/0 16:05
Jan 11	@ NSH	0-1,0/0 14:47	0-0,0/1 11:34	0-0,2/0 20:58	0-1,0/1 13:08	DNP	0-0,0/0 16:45	0-0,3/1 15:39
Jan 14	Vs ANA	0-0,2/0 15:14	0-0,0/0 12:42	0-0,1/1 17:30	1-1(W)/2,2 13:21	DNP	0-0,1/0 16:09	0-1,0/1 15:57
Jan 16	@ OTT	0-0,2/0 17:43	0-0,1/0 10:48	0-0,2/0 19:47	0-0,1/0 14:46	DNP	0-0,1/0 17:10	0-0,0/0 18:03
Jan 18	Vs PIT	0-0,3/0 15:59	0-0,1/-1 10:47	1-1(W)/1,2 14:38	1-0,2/1 13:00	DNP	0-2,1/1 16:02	0-2,0/2 15:58
Jan 21	@ EDM	0-0,1/0 15:46	0-1,1/0 10:03	0-1,1/0 17:56	0-0,2/0 16:27	DNP	0-1,0/2 14:15	0-0,0/0 17:34
Jan 23	@ SEA	0-0,0/1 18:14	0-0,2/1 10:31	1-0(W)/2,1 16:17	0-0,1/0 14:00	DNP	0-0,5/1 17:42	0-0,0/0 15:25
Jan 25	@ VAN	0-0,4/0 18:50	0-0,2/0 12:12	0-1,1/0 17:56	0-0,0/-1 10:05	DNP	0-1,1/1 17:01	0-0,1/-1 11:15
Jan 28	@ CGY	1-0(W)/2,0 14:56	0-1,1/1 13:46	1-0,3/2 17:51	0-0,0/0 16:29	DNP	0-0,0/2 14:37	0-0,1/0 18:10
Jan 30	@ OTT	2-0,4/0 19:19	0-0,0/0 08:45	0-1,3/0 18:00	0-0,3/0 13:03	DNP	1-1,5/0 17:38	0-0,1/-1 15:46
Feb 1	Vs WPG	0-1,3/1 17:07	0-0,0/1 11:57	0-0,3/-1 17:04	0-0,1/0 15:28	DNP	0-1,0/-1 16:09	0-0,0/0 16:11
Feb 4	Vs FLA	0-1,0/-1 17:51	1-0,3/1 10:53	1-1,1/2 17:22	0-0,0/0 13:54	DNP	0-0,1/1 14:45	1-2(W)/1,2 16:35
Feb 6	@ PHI	0-1,3/0 17:08	1-0,1/3 11:52	0-1,1/-1 18:21	0-0,0/0 14:46	DNP	1-0,1/0 14:49	0-0,0/0 15:50
Feb 9	Vs UTA	1-1,2/0 18:45	0-0,1/-1 13:15	0-0,4/0 21:52	0-0,0/0 11:14	DNP	0-1,1/1 16:26	0-0,1/0 14:43
Feb 22	@ PIT	1-0,3/1 13:56	0-0,0/1 16:39	1-0,3/0 15:20	1-1,1/1 11:53	DNP	0-1,3/3 15:12	0-0,2/-1 12:43
Feb 23	Vs EDM	1-2,3/3 15:43	0-0,1/0 13:04	0-3,4/3 15:40	0-0,1/-1 14:41	DNP	1-0,2/3 14:42	0-0,1/-1 16:15
Feb 25	Vs CGY	0-1,2/0 19:24	0-0,3/0 14:00	0-0,1/0 17:26	0-0,1/-1 10:00	DNP	0-0,3/-2 17:48	0-0,0/-1 08:28
Feb 27	Vs STL	0-0,2/-4 18:25	0-0,0/-1 11:31	0-0,2/-3 14:30	0-0,1/0 13:53	DNP	1-1,2/0 18:25	0-0,1/-1 14:39
Mar 1	Vs TBL	0-0,1/0 18:44	0-0,1/0 12:09	0-0,3/1 17:41	0-0,0/-1 10:38	DNP	0-0,3/0 16:45	0-0,0/-1 11:54
Mar 3	Vs OTT	0-1,1/-1 14:36	0-0,5/-1 13:56	0-1,3/0 16:28	0-0,1/-1 15:42	DNP	1-1,5/3 15:07	0-0,1/0 18:04
Mar 5	@ NYR	0-1,1/0 21:14	0-0,1/0 14:27	0-0,1/0 18:34	0-0,1/0 10:21	DNP	0-0,1/-1 16:20	0-0,0/0 14:48
Mar 7	Vs DET	0-1,2/1 17:53	0-0,2/1 12:36	2-1,3/3 16:42	0-0,0/0 13:21	DNP	0-1,0/0 15:40	0-0,1/0 14:54
Mar 9	Vs SEA	1-0,1/0 15:48	0-0,0/0 14:04	0-1,0/2 15:57	0-0,0/-1 08:41	DNP	1-1(W)/3,2 18:13	0-1,1/0 14:10
Mar 11	@ ANA	1-0,3/0 15:12	0-0,1/-2 10:44	3-0,6/4 18:09	0-2,1/1 11:32	DNP	0-1,5/2 17:28	1-0(W)/1,1 15:56
Mar 13	@ LAK	0-0,0/-1 18:25	0-0,1/0 11:10	0-0,0/-1 16:36	0-0,0/0 12:14	DNP	0-0,2/-2 13:14	0-0,1/0 14:59
Mar 15	@ SJS	1-0,2/0 17:42	0-2,3/2 13:23	1-0(W)/1,3 14:18	0-0,0/0 12:43	DNP	0-0,2/0 16:03	0-0,2/0 14:22
Mar 18	Vs DET	1-1,2/1 15:52	0-0,0/0 14:09	0-2,2/1 16:33	0-0,0/0 14:13	DNP	1-0,2/2 16:07	0-0,0/0 14:43
Mar 20	Vs PHI	0-0,0/-1 15:01	0-0,1/1 12:15	0-1,1/1 15:30	1-0,1/1 14:55	DNP	0-0,1/-1 14:30	0-0,0/0 19:04
Mar 22	Vs FLA	1-0,1/-1 17:57	0-0,0/-1 12:16	0-1,2/-1 15:48	0-0,0/1 12:29	DNP	1-1,2/3 15:39	0-0,1/1 13:28
Mar 25	@ WPG	0-0,0/-1 16:01	0-0,2/0 09:21	0-1,1/1 17:50	0-0,1/0 13:12	DNP	0-0,2/-1 17:55	0-0,0/-1 13:50
Mar 27	@ MIN	0-0,1/-1 16:16	0-1,0/1 13:58	0-0,1/0 18:02	1-0,2/0 09:58	DNP	0-0,0/-1 15:16	0-1,1/0 13:13
Mar 30	Vs BUF	0-2,4/-3 17:21	0-0,0/0 13:18	1-0,3/-3 15:14	0-0,0/1 12:36	DNP	0-0,2/1 14:20	0-0,0/1 12:58
Apr 1	@ BOS	1-1,2/1 16:59	0-0,1/0 10:52	0-1,3/1 17:01	0-1,2/-1 14:43	DNP	0-0,1/-2 13:58	1-0,3/1 13:47
Apr 2	@ CAR	0-1,1/0 18:37	0-0,0/-1 09:41	0-0,1/-1 16:14	0-0,0/0 10:13	DNP	0-0,3/0 11:37	0-0,0/0 12:11
Apr 4	Vs CHI	1-1,1/0 18:50	0-0,2/-1 08:27	0-0,2/0 11:39	0-0,1/1 14:40	DNP	0-1,4/1 15:05	0-0,2/1 15:31
Apr 6	@ NYI	0-1,2/-1 15:17	0-0,1/-1 12:50	DNP	0-0,0/-1 13:54	DNP	0-0,1/-1 17:39	0-0,1/-1 13:48
Apr 10	Vs CAR	1-0,3/-1 16:55	0-0,2/0 13:34	DNP	0-1,2/1 12:41	DNP	0-1,1/-1 18:46	1-0,3/0 16:46
Apr 12	@ CBJ	0-0,3/-3 18:17	0-0,2/-3 14:06	DNP	0-0,1/-1 15:01	DNP	0-0,1/-3 16:30	0-0,0/-1 13:47
Apr 13	Vs CBJ	0-1,2/0 16:29	0-0,2/0 12:29	DNP	0-0,1/-1 10:53	DNP	0-0,1/-1 17:43	0-0,1/-1 11:59
Apr 15	@ NYI	3-0(W)/6,2 17:33	0-0,2/0 12:51	DNP	0-0,1/-1 13:43	DNP	0-0,5/0 14:12	0-1,2/0 16:45
Apr 17	@ PIT	0-1,1/0 13:10	0-0,3/-2 13:38	DNP	0-0,0/0 11:34	DNP	1-0,1/0 14:50	0-0,0/-1 15:27

Skaters: Goals-Assists (Game-Winning), Shots / (+/-), TOI

2024-25 GAME-BY-GAME STATISTICS

Date	Opp.	Alexeyev #27	Lapierre #29	Sandin #38	Fehervary #42	Wilson #43	McIlraith #52	Frank #53
Oct 12	Vs NJD	DNP	0-0,0/-3 07:53	0-0,1/0 19:22	0-0,2/-2 20:59	1-0,5/-1 17:52	DNP	DNP
Oct 15	Vs V GK	DNP	0-0,1/0 08:53	0-0,0/-1 18:05	0-0,0/0 19:56	1-0,1/0 21:41	0-0,0/1 11:23	DNP
Oct 17	Vs DAL	DNP	0-0,1/0 11:11	0-0,1/1 18:29	0-0,1/-1 18:15	1-0,2/0 19:30	0-0,0/0 12:55	DNP
Oct 19	@ NJD	DNP	0-0,0/0 09:39	0-0,1/1 18:52	0-0,1/0 16:49	2-1(W),4/2 17:51	0-0,2/-2 07:00	DNP
Oct 22	@ PHI	DNP	0-0,1/0 12:21	0-0,0/-1 16:09	0-0,1/0 18:32	0-0,2/-1 19:24	0-0,0/0 10:08	DNP
Oct 23	Vs PHI	DNP	0-0,1/-1 11:40	0-2,2/4 17:38	0-0,1/2 19:52	0-0,0/4 20:07	0-2,0/2 12:44	DNP
Oct 26	@ TBL	DNP	0-0,1/-1 10:32	0-0,3/-1 19:27	0-0,0/-1 19:38	0-0,2/-1 16:27	0-0,0/0 09:47	DNP
Oct 29	Vs NYR	DNP	DNP	0-2,1/2 24:45	0-0,1/0 26:54	0-0,3/1 17:25	0-0,2/0 11:39	DNP
Oct 31	Vs MTL	0-0,1/2 13:17	DNP	0-0,2/0 17:38	0-0,1/1 23:44	1-1,5/0 17:18	0-0,0/0 11:49	DNP
Nov 2	Vs CBJ	0-0,0/2 16:44	0-1,1/0 14:33	0-1,0/2 20:37	0-0,0/1 22:02	0-1,1/0 15:49	0-0,0/2 20:02	DNP
Nov 3	@ CAR	0-0,1/0 12:24	0-0,2/0 05:59	0-0,0/-3 20:36	0-0,0/1 21:59	0-0,1/-2 20:26	0-0,0/-2 10:47	DNP
Nov 6	Vs NSH	0-0,0/0 10:58	0-0,3/0 12:07	0-0,0/1 23:04	0-1,2/0 20:09	0-0,1/0 17:28	DNP	DNP
Nov 8	Vs PIT	0-0,2/0 12:43	0-1,0/1 11:57	1-0,1/2 20:59	0-0,0/-3 19:00	0-1,4/-1 19:35	DNP	DNP
Nov 9	@ STL	DNP	DNP	1-0,2/2 19:41	0-1,1/0 18:58	0-2,2/2 16:44	DNP	DNP
Nov 13	Vs TOR	DNP	0-0,1/0 08:09	0-1,1/1 19:12	0-0,1/1 19:44	0-0,6/-1 19:51	DNP	DNP
Nov 15	@ COL	DNP	DNP	1-0,3/1 19:06	0-0,0/0 19:43	0-1,1/3 18:02	DNP	DNP
Nov 17	@ V GK	DNP	DNP	0-1,0/2 16:01	0-1,0/1 20:36	0-0,1/-1 20:34	DNP	DNP
Nov 18	@ UTA	DNP	DNP	0-0,0/2 18:45	0-0,1/1 20:39	0-0,1/0 16:57	DNP	DNP
Nov 21	Vs COL	DNP	0-0,1/-1 09:33	0-0,0/0 18:43	0-0,2/0 17:21	0-1,1/1 21:55	DNP	DNP
Nov 23	Vs NJD	DNP	0-1,0/0 10:25	0-1,1/1 20:05	0-0,0/-1 18:11	0-0,2/0 17:11	DNP	DNP
Nov 25	@ FLA	DNP	0-1,3/1 09:15	0-0,3/1 20:43	0-0,2/0 18:51	0-1,1/0 18:17	DNP	DNP
Nov 27	@ TBL	DNP	0-1,1/1 11:48	0-0,1/1 17:44	0-0,1/0 18:23	1-1(W),6/0 17:54	DNP	DNP
Nov 29	Vs NYI	DNP	0-0,0/0 09:36	0-0,3/-2 17:30	0-0,1/-1 19:25	2-0,3/0 18:50	DNP	DNP
Nov 30	@ NJD	DNP	0-1,0/1 10:09	1-1,1/2 18:26	0-1,0/-1 20:32	0-0,2/-1 19:09	DNP	DNP
Dec 3	Vs SJS	DNP	0-0,0/0 09:59	0-0,1/-1 18:47	0-1,3/1 18:24	0-0,0/0 19:08	DNP	DNP
Dec 6	@ TOR	DNP	0-0,0/-1 09:53	0-0,0/2 21:17	0-0,1/-1 16:03	0-1,1/0 19:29	DNP	DNP
Dec 7	@ MTL	DNP	0-0,0/0 11:27	0-0,0/0 18:28	0-0,0/1 19:56	2-0(W),4/2 16:15	DNP	DNP
Dec 12	@ CBJ	DNP	0-0,0/0 08:55	0-0,2/0 21:21	0-0,0/0 19:28	0-0,3/1 15:26	DNP	DNP
Dec 14	Vs BUF	DNP	0-0,0/-1 07:30	0-0,0/-2 17:55	0-0,2/0 17:50	2-0,2/0 19:38	DNP	DNP
Dec 16	@ DAL	DNP	0-0,0/0 07:02	0-0,1/-1 19:25	0-0,2/0 16:31	0-0,1/-1 22:11	DNP	DNP
Dec 17	@ CHI	DNP	DNP	0-0,0/0 16:15	0-0,1/2 18:32	0-0,3/0 17:20	DNP	DNP
Dec 20	Vs CAR	DNP	0-1,0/0 06:04	0-0,0/2 22:22	0-1,1/2 20:10	0-0,1/-1 18:08	DNP	DNP
Dec 22	Vs LAK	DNP	0-0,0/0 08:01	0-0,2/0 18:40	0-0,2/1 20:43	0-0,1/0 17:19	DNP	DNP
Dec 23	@ BOS	DNP	DNP	0-1,0/-1 19:32	0-0,1/0 17:58	0-0,1/-1 21:33	0-0,0/0 01:45	DNP
Dec 28	@ TOR	DNP	0-1,1/1 09:59	0-1,2/1 18:46	0-0,0/-2 20:44	1-0,3/-1 18:14	DNP	DNP
Dec 29	@ DET	DNP	DNP	0-0,2/0 20:30	0-0,2/-1 17:07	0-0,1/-1 20:46	DNP	DNP
Dec 31	Vs BOS	DNP	DNP	0-0,3/0 21:29	0-0,1/-1 14:10	0-2,5/2 18:58	DNP	DNP
Jan 2	Vs MIN	DNP	DNP	0-1,0/0 21:49	1-0,2/0 16:58	1-0,3/2 21:53	DNP	DNP
Jan 4	Vs NYR	DNP	DNP	0-1,0/-2 17:45	0-2,0/1 18:50	1-1,3/1 22:43	DNP	DNP
Jan 6	@ BUF	DNP	DNP	0-0,1/0 19:48	0-0,0/0 19:18	2-0,4/1 22:04	DNP	DNP
Jan 8	Vs VAN	DNP	DNP	0-0,0/0 17:14	0-0,0/1 18:44	0-0,0/1 19:16	DNP	DNP
Jan 10	Vs MTL	DNP	DNP	0-0,1/-2 18:42	0-0,0/1 20:20	0-0,2/-1 18:53	DNP	0-1,0/1 10:29
Jan 11	@ NSH	DNP	DNP	0-0,0/1 19:40	0-1,0/2 21:42	1-0,3/1 20:10	DNP	1-0(W),1/1 10:21
Jan 14	Vs ANA	DNP	DNP	0-0,1/1 21:16	0-0,2/0 16:51	0-0,1/0 15:21	DNP	1-0,2/2 12:20
Jan 16	@ OTT	DNP	DNP	0-1,2/1 20:27	0-0,3/0 20:23	0-0,1/0 17:14	DNP	0-0,0/0 06:53
Jan 18	Vs PIT	DNP	DNP	0-0,1/0 18:46	0-0,0/0 16:10	0-1,7/2 20:50	DNP	0-0,0/-1 10:24
Jan 21	@ EDM	DNP	DNP	0-0,0/1 17:35	0-0,0/0 21:34	1-0,1/0 18:28	DNP	0-0,0/0 07:35
Jan 23	@ SEA	DNP	DNP	0-0,1/1 19:16	0-0,4/0 16:25	0-0,1/1 16:16	DNP	1-0,4/1 11:41
Jan 25	@ VAN	DNP	DNP	0-0,0/0 21:45	0-0,1/0 16:06	0-0,2/-1 19:13	DNP	0-0,1/-1 10:53
Jan 28	@ CGY	DNP	DNP	0-0,1/0 17:18	0-0,1/0 20:41	0-0,3/0 17:25	DNP	0-0,2/0 07:15
Jan 30	@ OTT	DNP	DNP	0-0,3/0 17:47	0-0,1/1 15:34	0-1,1/1 20:57	DNP	0-0,1/0 07:32
Feb 1	Vs WPG	DNP	DNP	0-0,2/0 19:30	0-0,1/0 18:12	1-1,2/0 17:18	DNP	0-0,2/2 11:55
Feb 4	Vs FLA	DNP	DNP	0-1,2/0 17:06	0-1,2/3 19:55	0-0,2/1 18:45	DNP	0-0,1/-1 11:54
Feb 6	@ PHI	DNP	DNP	0-0,0/0 18:20	0-1,1/0 16:49	0-0,2/1 18:51	DNP	0-0,1/2 11:00
Feb 9	Vs UTA	DNP	DNP	0-0,5/1 18:23	0-0,2/-2 17:18	2-1,4/-1 20:46	DNP	0-0,0/-1 11:42
Feb 22	@ PIT	DNP	DNP	0-2,0/2 18:51	1-1,1/1 18:51	1-0,1/3 12:17	DNP	1-0,2/1 16:00
Feb 23	Vs EDM	DNP	DNP	0-0,1/2 18:08	0-0,1/0 18:39	1-1,2/1 16:16	DNP	0-0,0/-1 12:20
Feb 25	Vs CGY	DNP	DNP	0-0,0/-2 15:35	0-0,0/0 15:05	0-0,3/-2 20:07	DNP	0-0,1/0 11:23
Feb 27	Vs STL	DNP	DNP	0-0,1/-2 18:39	0-0,0/-1 16:12	DNP	DNP	0-1,0/1 13:14
Mar 1	Vs TBL	DNP	DNP	0-0,0/0 15:41	0-0,0/1 20:27	0-0,2/-1 20:59	DNP	0-0,1/0 09:57
Mar 3	Vs OTT	DNP	DNP	0-1,0/0 16:44	1-1,2/1 21:37	1-1,3/2 20:14	DNP	0-0,0/0 09:58
Mar 5	@ NYR	DNP	DNP	0-0,1/-2 16:07	0-0,1/1 18:23	1-1(W),3/1 23:23	DNP	0-1,0/0 07:33
Mar 7	Vs DET	DNP	DNP	0-1,0/2 20:23	0-0,3/0 19:07	1-1,2/2 18:48	DNP	0-0,2/0 11:31
Mar 9	Vs SEA	DNP	DNP	0-1,0/0 17:15	1-0,1/1 22:59	0-1,1/0 17:00	DNP	DNP
Mar 11	@ ANA	DNP	DNP	0-1,1/1 18:28	0-0,0/1 19:49	0-2,1/1 15:21	DNP	DNP
Mar 13	@ LAK	DNP	DNP	0-0,2/0 16:25	0-0,0/0 19:24	0-0,1/0 19:50	DNP	DNP
Mar 15	@ SJS	DNP	DNP	0-0,0/0 19:11	0-1,0/3 17:06	0-2,1/1 17:19	DNP	DNP
Mar 18	Vs DET	DNP	DNP	0-1,1/2 19:43	0-1,1/1 16:59	1-0,2/2 16:52	DNP	DNP
Mar 20	Vs PHI	DNP	DNP	0-0,1/-1 21:19	0-0,0/1 17:48	0-0,1/-1 16:45	DNP	DNP
Mar 22	Vs FLA	DNP	DNP	0-1,3/4 20:55	0-2,0/-1 18:32	1-1(W),1/2 17:19	DNP	DNP
Mar 25	@ WPG	DNP	DNP	0-0,1/1 16:51	0-0,0/-1 20:39	0-0,1/0 20:32	DNP	DNP
Mar 27	@ MIN	DNP	DNP	0-0,1/-1 17:13	0-0,0/1 17:02	0-0,0/-2 20:03	DNP	DNP
Mar 30	Vs BUF	DNP	DNP	0-1,1/0 16:46	0-1,2/0 20:06	0-1,2/-1 20:50	DNP	DNP
Apr 1	@ BOS	DNP	DNP	0-0,1/-1 21:09	0-1,2/2 18:02	1-0(W),4/1 17:56	DNP	0-0,1/0 10:33
Apr 2	@ CAR	DNP	DNP	0-0,0/0 17:55	0-0,1/0 17:03	0-0,1/0 17:15	DNP	0-0,0/-1 14:13
Apr 4	Vs CHI	DNP	DNP	0-0,0/0 18:31	1-0,3/-1 17:27	0-0,1/1 23:36	DNP	DNP
Apr 6	@ NYI	DNP	DNP	0-0,1/-2 20:23	0-0,1/-2 20:31	0-1,1/-1 18:17	DNP	DNP
Apr 10	Vs CAR	DNP	DNP	0-1,1/-3 27:29	0-0,1/2 21:34	1-0,4/0 20:05	0-0,0/-2 12:28	DNP
Apr 12	@ CBJ	0-0,0/-1 19:40	DNP	0-0,0/-2 16:16	0-0,1/-3 21:23	0-0,0/-2 14:30	DNP	0-0,2/-1 14:43
Apr 13	Vs CBJ	DNP	DNP	0-0,0/-2 22:02	0-0,1/0 20:22	0-0,2/-2 19:58	DNP	DNP
Apr 15	@ NYI	0-0,1/-1 19:18	DNP	0-1,0/1 23:03	0-0,0/1 14:38	0-1,2/1 20:08	0-0,1/0 10:24	DNP
Apr 17	@ PIT	0-0,2/0 23:30	DNP	0-0,1/-2 23:46	DNP	0-1,2/1 14:07	0-0,2/0 19:56	0-0,0/-2 11:14

Skaters: Goals-Assists (Game-Winning), Shots / (+/-), TOI

2024-25 GAME-BY-GAME STATISTICS

Date	Opp.	van Riemsdyk #57	Rybinski #58	Miroshnichenko #63	Beauvillier #72	Carlson #74	Dubois #80	Mangiapanne #88
Oct 12	Vs NJD	0-0,2/0 19:03	DNP	DNP		1-1,4/0 24:55	0-1,2/-1 17:29	0-0,2/0 18:35
Oct 15	Vs V GK	0-0,1/-1 18:48	DNP	DNP		0-1,0/2 27:56	0-0,1/-1 15:36	0-1,0/1 11:27
Oct 17	Vs DAL	0-0,3/1 18:22	DNP	DNP		0-1,3/0 24:44	0-1,0/0 18:55	0-0,2/0 12:52
Oct 19	@ NJD	0-2,4/2 22:10	DNP	DNP		0-1,1/1 28:13	0-0,0/1 17:09	1-0,3/1 14:59
Oct 22	@ PHI	0-0,0/0 20:40	DNP	DNP		1-0,5/3 25:52	0-0,3/-1 18:56	1-0(W),3/1 13:03
Oct 23	Vs PHI	0-1,1/0 17:49	DNP	DNP		0-0,3/3 26:34	1-2,4/3 18:12	0-0,1/0 12:37
Oct 26	@ TBL	0-0,4/0 22:34	DNP	DNP		0-0,1/-3 24:57	0-0,4/-1 15:57	0-0,0/-1 12:53
Oct 29	Vs NYR	0-1,2/1 23:00	DNP	DNP		0-1,3/2 26:06	0-0,3/1 17:37	0-0,4/-1 15:29
Oct 31	Vs MTL	0-2,2/0 18:09	DNP	DNP		0-1,2/3 28:30	0-0,2/0 17:05	0-0,1/0 14:01
Nov 2	Vs CBJ	0-1,0/2 18:42	DNP	DNP		0-0,0/1 21:20	0-1,0/0 14:27	1-0(W),2/1 13:55
Nov 3	@ CAR	0-0,2/1 21:04	DNP	DNP		0-1,1/-2 26:10	0-0,1/-2 19:47	0-0,0/0 10:21
Nov 6	Vs NSH	0-0,1/0 14:28	DNP	DNP		0-0,3/0 23:08	0-1,2/0 14:59	0-0,4/0 14:33
Nov 8	Vs PIT	0-0,2/0 16:50	DNP	DNP		0-0,3/-1 24:04	0-0,2/-1 16:19	1-0,2/0 13:21
Nov 9	@ STL	0-0,2/0 19:17	DNP	DNP		0-2,1/3 19:44	0-1,1/2 14:14	0-2,1/1 13:07
Nov 13	Vs TOR	0-0,0/0 17:17	DNP	DNP		0-0,4/-1 24:43	0-1,1/-1 17:49	0-0,0/0 10:50
Nov 15	@ COL	0-1,1/1 16:18	DNP	DNP		0-1,2/2 22:28	0-2,1/2 15:52	0-0,2/1 14:54
Nov 17	@ VGK	0-0,5/-1 19:02	DNP	DNP		0-1,5/0 23:40	0-0,0/0 17:43	0-0,1/0 11:27
Nov 18	@ UTA	0-1,0/0 18:01	DNP	DNP		0-1,3/1 21:34	0-1,1/1 15:02	0-1,2/1 14:35
Nov 21	Vs COL	0-1,2/0 17:26	DNP	DNP		0-0,1/0 24:16	1-0,3/1 19:15	0-0,2/0 14:09
Nov 23	Vs NJD	0-0,3/0 15:05	DNP	0-0,0/0 08:56		0-0,3/-1 23:57	0-0,1/0 16:27	0-0,3/0 13:41
Nov 25	@ FLA	0-0,0/0 14:34	DNP	1-0,1/1 09:53		0-0,2/1 22:58	0-1,0/1 18:17	0-0,1/1 13:47
Nov 27	@ TBL	0-0,1/1 16:08	DNP	0-0,0/0 10:25		1-0,3/-1 23:44	0-0,0/0 16:44	1-0,2/0 14:12
Nov 29	Vs NYI	0-1,0/1 17:24	DNP	0-1,0/1 08:05		0-1,4/0 25:49	0-0,0/-3 14:54	0-0,0/0 13:52
Nov 30	@ NJD	0-0,1/-1 15:41	DNP	0-1,1/-1 09:38		0-3,5/-1 23:41	1-1(W),3/1 16:56	1-0,3/1 14:36
Dec 3	Vs SJS	0-0,2/0 19:38	DNP	0-1,0/0 08:32		0-0,2/0 21:01	0-0,1/0 15:45	0-0,1/0 12:50
Dec 6	@ TOR	0-0,1/0 15:06	DNP	0-0,1/1 07:56		0-0,2/0 21:57	0-1,2/1 17:20	0-0,0/0 14:11
Dec 7	@ MTL	0-0,1/0 15:15	DNP	0-0,3/-1 09:12		0-1,4/1 23:21	1-1,3/2 16:37	0-0,0/0 14:30
Dec 12	@ CBJ	0-0,1/0 17:10	DNP	0-0,2/0 07:36		0-0,2/1 22:55	0-1,3/1 16:50	0-0,1/0 12:12
Dec 14	Vs BUF	0-0,0/0 17:21	DNP	0-0,1/0 11:25		0-3,1/2 23:59	0-1,1/1 16:06	0-0,1/-1 10:41
Dec 16	@ DAL	0-0,2/1 16:01	DNP	0-0,2/0 13:03		0-0,0/-2 24:19	0-0,1/-1 19:37	DNP
Dec 17	@ CHI	0-0,0/-1 18:33	DNP	0-0,1/1 10:44		0-0,3/1 22:29	1-0,1/1 16:04	1-0,1/-1 13:02
Dec 20	Vs CAR	0-0,0/1 15:14	DNP	0-0,0/0 09:52		0-0,3/-1 23:08	0-1,2/1 19:34	0-1,0/1 15:05
Dec 22	Vs LAK	0-0,2/1 16:38	DNP	0-0,1/0 10:08		0-0,2/0 22:05	0-2,1/2 15:57	0-0,0/0 16:12
Dec 23	@ BOS	0-0,0/0 16:19	DNP	0-0,1/0 05:34		0-0,0/-2 21:47	0-1,2/-2 20:39	0-0,0/-1 17:24
Dec 28	@ TOR	0-1,1/2 19:01	DNP	DNP		0-0,1/1 20:43	0-1,1/-1 16:37	1-1,1/2 11:49
Dec 29	@ DET	0-0,0/0 14:44	DNP	DNP		0-0,2/-1 26:52	0-0,1/-1 16:51	0-0,0/-1 08:11
Dec 31	Vs BOS	0-0,0/0 18:07	DNP	0-0,0/-1 10:08		0-1,0/1 24:55	0-1,0/1 16:48	0-0,0/-1 09:45
Jan 2	Vs MIN	0-0,2/0 18:49	DNP	0-0,0/0 08:58		0-0,5/0 24:49	0-1,5/1 20:50	0-0,0/0 10:33
Jan 4	Vs NYR	0-1,0/2 14:21	DNP	DNP		0-0,1/1 24:24	0-1,4/0 18:44	1-1,1/1 11:03
Jan 6	@ BUF	0-0,0/0 17:44	DNP	DNP		0-2,1/0 23:40	0-1,1/2 20:43	0-0,1/-1 11:51
Jan 8	Vs VAN	0-0,0/0 18:50	DNP	0-0,0/0 08:05		0-0,0/1 23:30	2-0(W),3/2 17:43	0-0,2/0 13:35
Jan 10	Vs MTL	0-0,0/0 16:42	DNP	DNP		0-0,4/-1 24:34	0-0,0/-2 15:46	0-0,0/-1 13:54
Jan 11	@ NSH	0-0,1/0 15:50	DNP	DNP		0-1,0/2 21:23	0-0,1/1 17:52	1-0,1/1 11:39
Jan 14	Vs ANA	0-0,1/1 16:42	DNP	DNP		1-0,2/1 21:59	0-1,1/2 16:26	0-0,1/0 13:08
Jan 16	@ OTT	0-0,0/0 17:23	DNP	DNP		0-0,1/0 21:22	0-0,1/1 18:53	0-0,3/0 13:44
Jan 18	Vs PIT	0-0,1/1 18:14	DNP	DNP		0-0,3/0 24:22	1-1,3/1 16:43	0-0,1/0 13:05
Jan 21	@ EDM	0-0,0/-1 17:30	DNP	DNP		0-1,0/0 22:43	1-1(W),2/2 15:30	0-0,2/0 15:51
Jan 23	@ SEA	0-1,0/3 20:27	DNP	DNP		0-0,0/0 21:59	0-0,3/1 16:13	0-0,2/0 14:15
Jan 25	@ VAN	0-0,1/0 16:49	DNP	DNP		0-0,3/0 22:39	1-0,3/0 16:55	0-0,0/0 11:43
Jan 28	@ CGY	0-1,0/2 16:27	DNP	DNP		0-1,0/0 24:50	0-1,0/1 11:25	0-0,1/0 13:18
Jan 30	@ OTT	0-0,1/0 16:59	DNP	DNP		0-1,2/1 24:38	0-1,0/0 18:04	0-0,0/0 13:25
Feb 1	Vs WPG	0-0,2/-1 18:18	DNP	DNP		0-1,1/-1 23:21	1-0,5/-1 18:45	0-0,0/0 13:31
Feb 4	Vs FLA	0-0,0/0 14:37	DNP	DNP		0-1,5/1 23:14	0-0,1/1 17:25	1-1,2/2 13:01
Feb 6	@ PHI	0-0,1/2 15:29	DNP	DNP		0-1,1/1 22:45	0-0,0/-1 15:21	0-0,0/-1 13:28
Feb 9	Vs UTA	0-0,0/-1 14:56	DNP	DNP		0-1,4/1 27:08	1-1,5/1 19:45	0-0,2/0 11:41
Feb 22	@ PIT	0-1,0/2 15:11	DNP	DNP		0-1,1/2 21:05	0-3,1/3 14:58	0-1,2/1 18:20
Feb 23	Vs EDM	0-0,2/0 19:37	DNP	DNP		0-2,1/1 21:26	0-1,0/1 15:52	0-0,1/-1 12:26
Feb 25	Vs CGY	0-0,0/-1 14:50	DNP	DNP		0-1,4/-1 27:15	0-0,1/-2 21:16	0-0,0/0 12:10
Feb 27	Vs STL	0-0,0/0 17:18	DNP	DNP		0-0,1/-3 23:21	1-0,1/0 20:02	0-0,0/1 11:38
Mar 1	Vs TBL	0-0,0/-1 16:15	DNP	DNP		0-0,1/-1 22:13	0-0,3/-1 20:24	0-0,0/0 10:25
Mar 3	Vs OTT	0-0,1/-1 16:43	DNP	DNP		0-0,3/0 25:05	1-2,5/2 19:42	0-0,2/0 10:44
Mar 5	@ NYR	0-0,0/0 13:02	DNP	DNP		0-0,2/-1 28:28	1-0,2/0 19:58	0-1,1/0 09:22
Mar 7	Vs DET	0-0,1/2 17:42	DNP	DNP		0-1,2/2 22:41	0-1,1/1 15:25	0-1,1/1 12:16
Mar 9	Vs SEA	0-0,2/0 15:50	DNP	DNP		0-2,2/1 20:38	0-0,2/2 15:49	0-0,0/1 11:30
Mar 11	@ ANA	0-0,0/-2 17:21	DNP	DNP		0-1,2/1 20:25	1-2,4/3 18:33	0-0,2/-1 13:13
Mar 13	@ LAK	0-0,1/0 16:21	DNP	DNP		0-0,1/-1 23:33	0-0,6/-1 16:13	0-0,1/-1 13:54
Mar 15	@ SJS	1-0,2/0 17:16	DNP	DNP		0-1,0/1 20:50	0-2,1/2 16:26	0-1,2/1 12:46
Mar 18	Vs DET	0-0,0/0 20:40	DNP	DNP		0-1,3/2 20:03	1-0(W),2/2 15:17	0-0,1/0 12:58
Mar 20	Vs PHI	0-1,0/1 17:00	DNP	DNP		0-0,2/-1 21:53	0-0,0/0 16:08	1-0(W),1/1 11:22
Mar 22	Vs FLA	0-1,0/1 19:10	DNP	DNP		1-0,2/2 23:03	0-1,1/4 18:05	1-0,3/0 11:52
Mar 25	@ WPG	0-1,1/2 16:39	DNP	DNP		0-0,2/-1 19:41	0-0,1/-1 20:30	1-0,2/1 09:59
Mar 27	@ MIN	0-0,2/0 19:12	DNP	DNP		0-1,5/0 11:00	0-0,2/-2 20:02	0-0,0/1 14:43
Mar 30	Vs BUF	0-1,0/0 15:37	DNP	DNP		0-0,0/2 13:17	1-0,2/-2 18:23	0-0,1/-1 10:57
Apr 1	@ BOS	0-0,0/2 21:39	DNP	DNP		0-1,7/-1 26:16	0-1,2/1 18:15	0-0,0/0 09:59
Apr 2	@ CAR	0-0,2/0 20:01	DNP	DNP		0-0,3/-1 24:08	0-0,0/-1 17:09	0-0,1/-1 11:47
Apr 4	Vs CHI	0-0,2/0 20:06	DNP	DNP		0-3,2/2 22:58	0-0,1/0 17:08	0-1,1/-2 10:27
Apr 6	@ NYI	0-0,2/0 17:19	DNP	DNP		0-0,1/-1 21:22	0-0,2/-1 16:20	0-0,0/-1 13:44
Apr 10	Vs CAR	0-0,0/-2 16:31	DNP	DNP		0-1,1/-1 23:55	1-0,4/0 20:06	0-1,2/-1 15:42
Apr 12	@ CBJ	0-0,0/-1 15:36	DNP	DNP		0-0,1/-3 20:29	0-0,1/-1 12:48	0-0,2/-2 15:04
Apr 13	Vs CBJ	0-0,1/0 22:19	DNP	DNP		DNP	0-0,3/-1 19:27	0-0,3/-1 15:24
Apr 15	@ NYI	0-0,1/1 21:16	DNP	DNP		DNP	0-1,3/0 16:42	0-0,1/0 12:40
Apr 17	@ PIT	0-0,1/-2 24:22	DNP	DNP		DNP	0-1,0/1 14:08	0-0,0/-2 13:53

Skaters: Goals-Assists (Game-Winning), Shots / (+/-), TOI

2024-25 GAME-BY-GAME STATISTICS

Date	Opp.	Shepard #31	Stevenson #33	Thompson #48	Lindgren #79
Oct 12	Vs NJD	DNP	DNP	DND	4/32 L 57:40
Oct 15	Vs VGK	DNP	DNP	2/26 W 59:34	DND
Oct 17	Vs DAL	DNP	DNP	DND	2/24 W 60:00
Oct 19	@ NJD	DNP	DNP	5/31 W 63:38	DND
Oct 22	@ PHI	DNP	DNP	DND	1/18 W 60:00
Oct 23	Vs PHI	DNP	DNP	3/29 W 60:00	DND
Oct 26	@ TBL	DNP	DNP	DND	3/21 L 60:00
Oct 29	Vs NYR	DNP	DNP	3/19 W 60:00	DND
Oct 31	Vs MTL	DNP	DNP	DND	3/15 W 59:46
Nov 2	Vs CBJ	DNP	DNP	2/36 W 60:00	DND
Nov 3	@ CAR	DNP	DNP	DND	3/44 L 58:41
Nov 6	Vs NSH	DNP	DNP	2/35 W 60:00	DND
Nov 8	Vs PIT	DNP	DNP	DND	3/31 L 57:16
Nov 9	@ STL	DNP	DNP	1/25 W 60:00	DND
Nov 13	Vs TOR	DNP	DNP	4/34 O 64:13	DND
Nov 15	@ COL	DNP	DNP	DND	2/19 W 60:00
Nov 17	@ VGK	DNP	DNP	2/42 W 60:00	DND
Nov 18	@ UTA	DNP	DNP	DND	2/26 W 60:00
Nov 21	Vs COL	DNP	DNP	2/27 L 57:33	DND
Nov 23	Vs NJD	DNP	DNP	DND	3/33 L 58:16
Nov 25	@ FLA	DNP	DNP	1/21 W 60:00	DND
Nov 27	@ TBL	DNP	DNP	DND	4/28 W 59:47
Nov 29	Vs NYI	DNP	DNP	4/24 W 61:10	DND
Nov 30	@ NJD	DNP	DNP	DND	5/27 W 60:00
Dec 3	Vs SJS	DNP	DNP	2/31 O 60:39	DND
Dec 6	@ TOR	DNP	DNP	DND	1/21 W 60:00
Dec 7	@ MTL	DNP	DNP	2/24 W 60:00	DND
Dec 12	@ CBJ	DNP	DNP	DND	1/33 W 62:23
Dec 14	Vs BUF	DNP	DNP	2/21 W 60:00	DND
Dec 16	@ DAL	DNP	DNP	DND	3/24 L 57:42
Dec 17	@ CHI	DNP	DNP	3/23 L 59:14	DND
Dec 20	Vs CAR	DNP	DNP	DND	1/25 W 60:00
Dec 22	Vs LAK	DNP	DNP	1/26 W 60:00	DND
Dec 23	@ BOS	DNP	DNP	DND	3/21 L 59:08
Dec 28	@ TOR	DNP	DNP	2/37 W 60:00	DND
Dec 29	@ DET	DNP	DNP	DND	4/27 L 58:10
Dec 31	Vs BOS	DNP	DNP	1/27 W 59:45	DND
Jan 2	Vs MIN	DNP	DNP	DND	3/33 O 64:45
Jan 4	Vs NYR	DNP	DNP	4/33 W 59:37	DND
Jan 6	@ BUF	DNP	DNP	DND	3/27 O 65:00
Jan 8	Vs VAN	DNP	DNP	1/31 W 64:19	DND
Jan 10	Vs MTL	DNP	DNP	3/21 O 38:46	0/9 22:29
Jan 11	@ NSH	DND	DNP	1/33 W 60:00	DNP
Jan 14	Vs ANA	DND	DNP	0/19 W 60:00	DNP
Jan 16	@ OTT	DND	DNP	0/24 W 63:00	DNP
Jan 18	Vs PIT	DNP	DNP	1/19 W 60:00	DND
Jan 21	@ EDM	DNP	DNP	2/32 W 59:49	DND
Jan 23	@ SEA	DNP	DNP	DND	0/22 W 60:00
Jan 25	@ VAN	DNP	DNP	DND	2/25 L 58:52
Jan 28	@ CGY	DNP	DNP	1/33 W 60:00	DND
Jan 30	@ OTT	DNP	DNP	DND	5/34 O 61:31
Feb 1	Vs WPG	DNP	DNP	5/30 O 61:57	DND
Feb 4	Vs FLA	DNP	DNP	3/33 W 59:04	DND
Feb 6	@ PHI	DNP	DNP	DND	3/22 W 60:00
Feb 9	Vs UTA	DNP	DNP	4/27 O 64:31	DND
Feb 22	@ PIT	DNP	DNP	3/32 W 59:56	DND
Feb 23	Vs EDM	DNP	DNP	DND	3/25 W 60:00
Feb 25	Vs CGY	DNP	DNP	3/25 L 55:30	DND
Feb 27	Vs STL	DNP	DNP	DND	4/18 L 58:36
Mar 1	Vs TBL	DNP	DNP	2/18 L 58:57	DND
Mar 3	Vs OTT	DNP	DNP	4/37 W 64:50	DND
Mar 5	@ NYR	DNP	DNP	DND	2/17 W 64:07
Mar 7	Vs DET	DNP	DNP	2/19 W 60:00	DND
Mar 9	Vs SEA	DNP	DNP	DND	2/32 W 60:00
Mar 11	@ ANA	DNP	DNP	4/29 W 60:00	DND
Mar 13	@ LAK	DNP	DNP	DND	3/27 L 60:00
Mar 15	@ SJS	DNP	DNP	1/20 W 59:46	DND
Mar 18	Vs DET	DNP	DNP	1/24 W 60:00	DND
Mar 20	Vs PHI	DNP	DNP	DND	2/28 W 60:00
Mar 22	Vs FLA	DNP	DNP	3/36 W 59:31	DND
Mar 25	@ WPG	DNP	DNP	3/25 O 61:28	DND
Mar 27	@ MIN	DNP	DNP	DND	3/20 L 57:51
Mar 30	Vs BUF	DNP	DNP	7/22 L 58:22	DND
Apr 1	@ BOS	DNP	DNP	DND	3/24 W 60:00
Apr 2	@ CAR	DNP	DNP	3/12 L 20:00	2/19 40:00
Apr 4	Vs CHI	DND	DNP	DNP	3/22 W 60:00
Apr 6	@ NYI	DND	DNP	DNP	4/22 L 60:00
Apr 10	Vs CAR	DND	DNP	DNP	4/34 W 65:00
Apr 12	@ CBJ	7/26 L 60:00	DNP	DNP	DND
Apr 13	Vs CBJ	DND	DNP	DNP	4/23 L 60:00
Apr 15	@ NYI	DNP	DND	DNP	1/33 W 60:00
Apr 17	@ PIT	DNP	5/38 L 60:00	DNP	DND

Goalies: Goals Allowed/Shots, Decision, Minutes Played



2024-25 INJURIES & ILLNESSES

Martin Fehervary: 4/17 (1 game)

Aliaksei Protas: 4/6-4/17 (6 games)

Logan Thompson: 4/4-4/17 (7 games)

Sonny Milano: 11/8-4/17 (70 games)

Nicklas Backstrom: 10/12-4/17 (82 games)

T.J. Oshie: 10/12-4/17 (82 games)

Jakob Chychrun: 10/31-11/8, 4/10-4/12 (7 games)

Tom Wilson: 2/27 (1 game)

Charlie Lindgren: 1/11-1/16 (3 games)

Lars Eller: 12/20-12/28 (4 games)

Alex Ovechkin: 11/21-12/23 (16 games)

Andrew Mangiapane: 12/16 (1 game)

Matt Roy: 10/15-11/3 (10 games)

Man Games Lost: 290

2024-25 TRANSACTIONS

April 19, 2025: Recalled defenseman Ethan Bear from Hershey (AHL)

April 16, 2025: Re-signed center Nic Dowd to a two-year, \$6 million contract extension

April 14, 2025: Recalled goaltender Clay Stevenson from Hershey (AHL); loaned goaltender Hunter Shepard to Hershey (AHL)

April 13, 2025: Loaned forward Terik Parascak to Hershey (AHL)

April 9, 2025: Signed forward Patrick Thomas to a three-year entry-level contract

April 6, 2025: Re-assigned forward Ludwig Persson from Jukurit (Finland-1) to Hershey (AHL)

April 5, 2025: Re-assigned defenseman Leon Muggli from EV Zug (NL) to Hershey (AHL)

April 4, 2025: Recalled goaltender Hunter Shepard from AHL Hershey

March 31, 2025: Re-signed forward Spencer Smallman to a two-year, two-way contract

March 31, 2025: Signed forward Ryan Leonard to a three-year entry-level contract

March 31, 2025: Signed defenseman David Gucciardi to a two-year entry-level contract

March 27, 2025: Re-signed defenseman Dylan McIlrath to a two-year, \$1.6 million contract extension

March 25, 2025: Re-signed defenseman Jakob Chychrun to an eight-year, \$72 million contract extension

March 7, 2025: Acquired forward Anthony Beauvillier from Pittsburgh for Washington's second-round pick in the 2025 NHL Draft

March 6, 2025: Recalled defenseman Alex Alexeyev from his conditioning loan with Hershey (AHL)

March 5, 2025: Placed forward Jakub Vrana on waivers (claimed by Nashville)

March 3, 2025: Re-signed goaltender Charlie Lindgren to a three-year, \$9 million contract extension

March 1, 2025: Assigned defenseman Alex Alexeyev to Hershey (AHL) on a conditioning loan

Jan. 27, 2025: Re-signed goaltender Logan Thompson to a six-year, \$35.1 million contract extension

Jan. 18, 2025: Loaned goaltender Hunter Shepard to Hershey (AHL); activated goaltender Charlie Lindgren from IR

Jan. 11, 2025: Recalled goaltender Hunter Shepard from Hershey (AHL); placed goaltender Charlie Lindgren on IR

Jan. 10, 2024: Recalled forward Ethen Frank from Hershey (AHL); loaned forward Ivan Miroshnichenko to Hershey

Dec. 29, 2025: Loaned forward Hendrix Lapierre to Hershey (AHL); activated forward Lars Eller from IR

Dec. 28, 2024: Activated forward Alex Ovechkin from IR

Dec. 23, 2024: Loaned forward Henrik Rybinski to Hershey (AHL)

Dec. 21, 2024: Recalled forward Henrik Rybinski from Hershey (AHL); placed forward Lars Eller on IR

Nov. 20, 2024: Recalled forward Ivan Miroshnichenko from Hershey (AHL); placed forward Alex Ovechkin on IR

Nov. 12, 2024: Acquired forward Lars Eller from Pittsburgh for Washington's third-round pick in the 2027 NHL Draft and a fifth-round pick (originally from Chicago) in the 2025 NHL Draft

Nov. 12, 2024: Loaned forward Mike Sgarbossa to Hershey (AHL)

Nov. 9, 2024: Recalled forward Mike Sgarbossa from Hershey (AHL); activated defenseman Jakob Chychrun from IR; placed forward Sonny Milano on IR

Nov. 7, 2024: Loaned forward Mike Sgarbossa to Hershey (AHL)

Nov. 6, 2024: Loaned defenseman Vincent Iorio to Hershey (AHL); activated defenseman Matt Roy from IR

Nov. 2, 2024: Recalled defenseman Vincent Iorio from Hershey (AHL)

Oct. 28, 2024: Recalled forward Mike Sgarbossa from Hershey (AHL)

Oct. 11, 2024: Loaned forward Spencer Smallman to Hershey (AHL)

Oct. 8, 2024: Signed forward Jakub Vrana to a one-year, \$775,000 one-way contract

Oct. 7, 2025: Loaned goaltender Hunter Shepard to Hershey (AHL)

Oct. 7, 2024: Loaned forward Ivan Miroshnichenko to Hershey (AHL)

Oct. 7, 2024: Loaned forward Andrew Cristall to Kelowna (WHL)

Carolina Hurricanes



CLUB INFORMATION

Founded . . . 1972-73 (WHA), 1979-80 (Hartford- NHL), 1997-98 (Carolina)
Home Arena Lenovo Center (18,680)
Stanley Cups 1 (2006)
Owner/Governor Tom Dundon
General Manager Eric Tulsky
Head Coach Rod Brind'Amour
Assistant Coach Jeff Daniels, Tim Gleason
Vice President of Communications Mike Sundheim
2024-25 Record 47-30-5 (99 points)
2024-25 Finish 2nd, Metropolitan Division
2023-24 Playoffs E. Conference Second Round (def. by NYR, 4-2)

SERIES INFORMATION

	Overall	at Washington	at Carolina
All-Time Series (W-L-T-OT)	WSH leads, 107-62-14-10	WSH leads, 58-29-4-5	WSH leads, 49-33-10-5
Current Streak	1 WSH win (4/10/25)	3 WSH wins (3/22/24-4/10/25)	3 CAR wins (4/5/24-4/2/25)
Last Washington Win	4/10/25 (5-4 SO)	4/10/25 (5-4 SO)	12/17/23 (2-1 SO)
Last Carolina Win	4/2/25 (1-5)	1/5/24 (2-6)	4/2/25 (1-5)
Last Tie	2/12/04 (3-3)	12/30/01 (5-5)	2/12/04 (3-3)
Last Overtime Game	4/10/25 (W, 5-4 SO)	4/10/25 (W, 5-4 SO)	12/17/23 (W, 2-1 SO)
Overtime Record	14-7-19	8-4-7	6-3-12
Last 10 Games (W-L-OT)	4-6-0	6-3-1	4-5-1
Longest Unbeaten Streak	6 (3/2/03-2/12/04)	8 (3/10/10-2/26/13)	8 (2/21/00-1/10/03)
Longest Winning Streak	5 (five times)	5 (11/8/14-2/7/17)	5 (two times)
Longest Winless Streak	4 (three times)	4 (3/2/90-3/24/92)	5 (two times)
Longest Losing Streak	4 (3/2/90-3/12/91)	4 (3/2/90-3/24/92)	5 (1/26/07-2/23/08)
Washington Shutouts (Last)	13 (3/3/22)	10 (3/3/22)	3 (10/27/10)
Carolina Shutouts (Last)	14 (2/27/15)	4 (3/12/13)	10 (2/27/15)
Last Washington Hat Trick	S. Milano (3/22/24)	S. Milano (3/22/24)	A. Ovechkin (12/14/18)
Last Carolina Hat Trick	S. Aho (3/22/24)	S. Aho (3/22/24)	J. Tlustý (4/2/13)
Most Washington Goals	9 (3/8/80)	9 (3/8/80)	8 (two times)
Most Carolina Goals	8 (3/24/92)	8 (3/24/92)	7 (10/12/05)

ALL-TIME SERIES HISTORY

Season	GP	W	L	T	OT	P	GF	GA
1979-80	4	2	1	1	--	5	22	16
1980-81	4	3	1	0	--	6	19	13
1981-82	3	2	1	0	--	4	13	7
1982-83	3	2	0	1	--	5	15	10
1983-84	3	2	1	0	--	4	8	8
1984-85	3	1	2	0	--	2	4	7
1985-86	3	2	0	1	--	5	15	12
1986-87	3	1	2	0	--	2	9	9
1987-88	3	2	1	0	--	4	14	10
1988-89	3	3	0	0	--	6	12	4
1989-90	3	1	2	0	--	2	9	10
1990-91	3	0	3	0	--	0	6	10
1991-92	3	1	1	1	--	3	7	12
1992-93	4	3	1	0	--	6	18	13
1993-94	4	2	2	0	--	4	9	12
1994-95	4	2	1	1	--	5	15	8
1995-96	4	2	1	1	--	5	9	6
1996-97	4	2	1	1	--	5	9	8
1997-98	4	4	0	0	--	8	9	5
1998-99	5	2	2	1	--	5	11	11
1999-00	5	2	1	2	0	6	12	10
2000-01	5	2	1	1	1	6	15	11
2001-02	5	2	1	2	0	6	19	15
2002-03	5	4	1	0	0	8	14	8
2003-04	6	4	1	1	0	9	22	11
2005-06	8	3	3	--	2	8	26	28
2006-07	8	3	5	--	0	6	23	29
2007-08	8	4	4	--	0	8	20	22
2008-09	6	3	3	--	0	6	16	19
2009-10	6	3	1	--	2	8	19	20
2010-11	6	5	0	--	1	11	15	9
2011-12	6	3	2	--	1	7	14	17
2012-13	5	4	1	--	0	8	14	10
2013-14	5	2	2	--	1	5	15	15
2014-15	4	3	1	--	0	6	10	9
2015-16	4	3	1	--	0	6	10	7
2016-17	4	3	1	--	0	6	15	9
2017-18	4	2	2	--	0	4	11	14
2018-19	4	4	0	--	0	8	15	9
2019-20	4	2	1	--	1	5	12	12
2020-21	Teams did not meet in 2020-21							
2021-22	4	3	1	--	0	6	12	11
2022-23	3	0	2	--	1	1	5	9
2023-24	4	2	2	--	0	4	11	17
2024-25	4	2	2	--	0	4	10	14
Totals	193	107	62	14	10	238	588	526

HOME

GP	W	L	T	OT	P	GF	GA
2	1	0	1	--	3	12	8
2	1	1	0	--	2	6	7
1	1	0	0	--	2	7	1
2	2	0	0	--	4	11	6
1	1	0	0	--	2	4	2
2	1	1	0	--	2	4	5
1	1	0	0	--	2	4	2
2	0	2	0	--	0	3	8
1	1	0	0	--	2	6	2
2	2	0	0	--	4	4	2
1	0	1	0	--	0	3	4
2	0	2	0	--	0	4	6
1	0	1	0	--	0	2	8
2	2	0	0	--	4	9	5
2	1	1	0	--	2	5	7
2	1	1	0	--	2	9	7
2	1	0	1	--	3	5	2
2	2	0	0	--	4	8	5
2	2	0	0	--	4	3	1
2	1	1	0	--	2	6	4
3	2	0	1	0	5	9	6
2	1	1	0	0	2	7	3
3	1	1	1	0	3	13	10
2	2	0	0	0	4	7	3
3	2	1	0	0	4	12	4
4	1	2	--	1	3	11	13
4	2	2	--	0	4	13	12
4	3	1	--	0	6	12	5
3	2	1	--	0	4	9	11
3	2	1	--	0	4	11	12
3	2	0	--	1	5	6	5
3	2	0	--	1	5	9	8
3	2	1	--	0	4	6	5
3	0	2	--	1	1	6	11
2	2	0	--	0	4	8	5
2	2	0	--	0	4	6	2
2	2	0	--	0	4	11	1
2	0	2	--	0	0	2	7
2	2	0	--	0	4	7	2
2	1	0	--	1	3	4	3
2	1	1	--	0	2	5	6
1	0	1	--	0	0	2	3
2	1	1	--	0	2	8	12
2	2	0	--	0	4	7	5
96	58	29	4	5	125	306	246

AWAY

GP	W	L	T	OT	P	GF	GA
2	1	1	0	--	2	10	8
2	2	0	0	--	4	13	6
2	1	1	0	--	2	6	6
1	0	0	1	--	1	4	4
2	1	1	0	--	2	4	6
1	0	1	0	--	0	0	2
2	1	0	1	--	3	11	10
1	1	0	0	--	2	6	1
2	1	1	0	--	2	8	8
1	1	0	0	--	2	8	2
2	1	1	0	--	2	6	6
1	0	1	0	--	0	2	4
2	1	0	1	--	3	5	4
2	1	1	0	--	2	9	8
2	1	1	0	--	2	4	5
2	1	0	1	--	3	6	1
2	1	1	0	--	2	4	4
2	0	1	1	--	1	1	3
2	2	0	0	--	4	6	4
3	1	1	1	--	3	5	7
2	0	1	1	0	1	3	4
3	1	0	1	1	4	8	8
2	1	0	1	0	3	6	5
3	2	1	0	0	4	7	5
3	2	0	1	0	5	10	7
4	2	1	--	1	5	15	15
4	1	3	--	0	2	10	17
4	1	3	--	0	2	8	17
3	1	2	--	0	2	7	8
3	1	0	--	2	4	8	8
3	3	0	--	0	6	9	4
3	1	2	--	0	2	5	9
2	2	0	--	0	4	8	5
2	2	0	--	0	4	9	4
2	1	1	--	0	2	4	5
2	1	1	--	0	2	4	8
2	2	0	--	0	4	9	7
2	2	0	--	0	4	8	7
2	1	1	--	0	2	8	9
2	2	0	--	0	4	7	5
2	0	1	--	1	1	3	6
2	1	1	--	0	2	3	5
2	0	2	--	0	0	3	9
97	49	33	10	5	113	282	280

2024-25 WASHINGTON CAPITALS vs. CAROLINA HURRICANES

CAPITALS LOST SEASON SERIES,
2-2-0 • Carolina 2-1-12024-25 Meetings
Nov. 3 at Carolina, L, 2-4
Dec. 20 at Washington, W, 3-1
April 2 at Carolina, L, 1-5
April 10 at Washington, W, 5-4 (SO)

Washington	Hurricanes	Capitals	Attend	Goaltenders	W. Goal
DEC. 20, 2024	1	3	18,573	CHARLIE LINDGREN / PYOTR KOCHETKOV	JAKUB VRANA
APRIL 10, 2025	4	5	18,573	CHARLIE LINDGREN / FREDERIK ANDERSEN	PIERRE-LUC DUBOIS (GDG)

Carolina	Hurricanes	Capitals	Attend	Goaltenders	W. Goal
NOV. 3, 2024	4	2	18,796	PYOTR KOCHETKOV / CHARLIE LINDGREN	DMITRY ORLOV
APRIL 2, 2025	5	1	18,908	FREDERIK ANDERSEN / LOGAN THOMPSON	JACKSON BLAKE

CAPITALS	GP	G	A	P	+/-	PIM	PP	SH	GW	EN	S	%
Alex Ovechkin	3	2	1	3	-4	0	2	0	0	0	11	18.2
Dylan Strome	4	1	2	3	-1	4	1	0	0	0	7	14.3
Nic Dowd	4	1	1	2	-1	14	0	0	0	0	4	25.0
Pierre-Luc Dubois	4	1	1	2	-2	4	1	0	0	0	7	14.3
Brandon Duhaime	4	1	1	2	1	20	0	0	0	0	8	12.5
Connor McMichael	4	1	1	2	-2	19	0	0	0	0	10	10.0
John Carlson	4	0	2	2	-5	0	0	0	0	0	8	0.0
Andrew Mangiapane	4	0	2	2	-1	2	0	0	0	0	3	0.0
Tom Wilson	4	1	0	1	-3	16	0	0	0	0	7	14.3
Jakub Vrana	1	1	0	1	0	2	0	0	1	0	1	100.0
Aliaksei Protas	3	1	0	1	0	2	0	0	0	0	4	25.0
Matt Roy	2	0	1	1	3	0	0	0	0	0	0	--
Jakob Chychrun	2	0	1	1	-2	4	0	0	0	0	3	0.0
Taylor Raddysh	3	0	1	1	-1	0	0	0	0	0	1	0.0
Martin Fehérváry	4	0	1	1	5	0	0	0	0	0	3	0.0
Rasmus Sandin	4	0	1	1	-6	2	0	0	0	0	1	0.0
Hendrix Lapierre	2	0	1	1	0	0	0	0	0	0	2	0.0
Lars Eller	2	0	0	0	-1	2	0	0	0	0	2	0.0
Dylan McIlrath	3	0	0	0	-5	0	0	0	0	0	0	--
Trevor van Riemsdyk	4	0	0	0	0	2	0	0	0	0	4	0.0
Sonny Milano	1	0	0	0	0	0	0	0	0	0	1	0.0
Anthony Beauvillier	2	0	0	0	-1	0	0	0	0	0	1	0.0
Alex Alexeyev	1	0	0	0	0	0	0	0	0	0	1	0.0
Ivan Miroshnichenko	1	0	0	0	0	0	0	0	0	0	0	--
Ryan Leonard	2	0	0	0	0	0	0	0	0	0	3	0.0

GOALTENDER	GP	MIN	GA	GAA	SO	W	L	OT	SA	SV%
Charlie Lindgren	4	224	10	2.68	0	2	1	0	122	.918
Logan Thompson	1	20	3	9.00	0	0	1	0	12	.750

HURRICANES	GP	G	A	P	+/-	PIM	PP	SH	GW	EN	S	%
Seth Jarvis	4	3	2	5	1	4	1	0	0	0	13	23.1
Jackson Blake	4	3	0	3	0	0	2	0	1		9	33.3
Martin Necas	2	1	2	3	2	2	0	0	0	0	6	16.7
Brent Burns	4	0	3	3	1	4	0	0	0	0	4	0.0
Sebastian Aho	4	0	3	3	0	0	0	0	0	0	10	0.0
Dmitry Orlov	4	2	0	2	1	0	0	0	1	0	10	20.0
Logan Stankoven	2	2	0	2	3	12	0	0	0	0	7	28.6
Andrei Svechnikov	4	1	1	2	0	2	0	0	0	1	9	11.1
Shayne Gostisbehere	3	0	2	2	2	6	0	0	0	0	4	0.0
Jack Roslovic	4	0	2	2	2	2	0	0	0	0	5	0.0
Jordan Martinook	4	1	0	1	0	0	0	0	0	0	7	14.3
Sean Walker	4	1	0	1	1	4	0	0	0	0	14	7.1
Jordan Staal	3	0	1	1	0	0	0	0	0	0	4	0.0
Taylor Hall	2	0	1	1	-1	4	0	0	0	0	1	0.0
Jalen Chatfield	4	0	1	1	2	20	0	0	0	0	8	0.0
Eric Robinson	4	0	1	1	5	0	0	0	0	0	5	0.0
Jesper Kotkaniemi	3	0	1	1	3	0	0	0	0	0	5	0.0
Mark Jankowski	2	0	0	0	1	14	0	0	0	0	1	0.0
Jacob Slavin	4	0	0	0	2	0	0	0	0	0	6	0.0
William Carrier	2	0	0	0	-1	0	0	0	0	0	2	0.0
Tyson Jost	3	0	0	0	2	17	0	0	0	0	4	0.0
Jack Drury	1	0	0	0	0	0	0	0	0	0	0	--
Scott Morrow	1	0	0	0	0	0	0	0	0	0	1	0.0

GOALTENDER	GP	MIN	GA	GAA	SO	W	L	OT	SA	SV%
Frederik Andersen	2	125	5	2.41	0	1	0	1	49	.898
Pyotr Kochetkov	2	117	5	2.57	0	1	1	0	43	.884

POWER PLAY/PENALTY

POWER PLAY: 4 - 13 (30.8%)

PENALTY KILLING: 11 - 14 (78.6%)

POWER PLAY/PENALTY

POWER PLAY: 3 - 14 (21.4%)

PENALTY KILLING: 9 - 14 (69.2%)

Colorado Avalanche



CLUB INFORMATION

Founded 1972-73 (WHA), 1979-80 (NHL), 1995-96 (Colorado)
 Home Arena Ball Arena (17,809)
 Stanley Cups 3 (most recent, 2022)
 President & Governor Josh Kroenke
 President of Hockey Operations Joe Sakic
 General Manager Chris MacFarland
 Head Coach Jared Bednar
 Assistant Coaches Ray Bennett, Nolan Pratt
 Vice President, Media & Player Relations Brendan McNicholas
 2024-25 Record 49-29-4 (102 points)
 2024-25 Finish 3rd, Central Division
 2023-24 Playoffs W. Conference First Round (def. by DAL, 4-2)

SERIES INFORMATION

	Overall	at Washington	at Colorado
All-Time Series (W-L-T-OT)	WSH leads, 48-37-9-1	WSH leads, 25-17-4-1	WSH leads, 23-20-5-0
Current Streak	1 COL win (11/21/24)	3 COL wins (11/19/22-11/21/24)	1 WSH win (11/15/24)
Last Washington Win	11/15/24 (5-2)	10/19/21 (6-3)	11/15/24 (5-2)
Last Colorado Win	11/21/24 (1-2)	11/21/24 (1-2)	1/24/24 (2-6)
Last Tie	12/16/03 (2-2)	11/18/97 (6-6)	12/16/03 (2-2)
Last Overtime Game	2/7/19 (W, 4-3)	2/7/19 (W, 4-3)	11/16/18 (W, 3-2)
Overtime Record	0-2-5	0-2-2	0-0-3
Last 10 Games (W-L-OT)	4-6-0	6-4-0	7-3-0
Longest Unbeaten Streak	9 (12/22/87-11/6/90)	9 (3/4/88-11/9/93)	5 (12/22/87-11/6/90)
Longest Winning Streak	6 (11/20/14-3/29/17)	6 (3/4/88-12/17/91)	3 (four times)
Longest Winless Streak	9 (1/20/80-2/7/82)	7 (1/26/80-10/16/83)	6 (1/24/95-3/26/99)
Longest Losing Streak	6 (11/18/80-1/5/82)	3 (two times)	6 (1/24/95-3/26/99)
Washington Shutouts (Last)	5 (10/18/16)	2 (10/18/16)	3 (3/19/02)
Colorado Shutouts (Last)	3 (11/19/22)	1 (11/19/22)	2 (10/28/96)
Last Washington Hat Trick	P. Bondra (3/6/97)	P. Bondra (3/6/97)	None
Last Colorado Hat Trick	N. MacKinnon (1/24/24)	C. Lemieux (11/18/97)	N. MacKinnon (1/24/24)
Most Washington Goals	12 (2/6/90)	12 (2/6/90)	10 (11/10/91)
Most Colorado Goals	11 (2/22/81)	11 (2/22/81)	7 (3/4/81)

ALL-TIME SERIES HISTORY

Season	GP	W	L	T	OT	P	GF	GA
1979-80	4	1	1	2	--	4	12	8
1980-81	4	0	4	0	--	0	17	30
1981-82	3	0	2	1	--	1	8	14
1982-83	3	1	1	1	--	3	15	13
1983-84	3	1	2	0	--	2	10	13
1984-85	3	2	1	0	--	4	16	8
1985-86	3	3	0	0	--	6	14	8
1986-87	3	0	2	1	--	1	8	12
1987-88	3	2	1	0	--	4	9	7
1988-89	3	2	0	1	--	5	12	6
1989-90	3	3	0	0	--	6	19	5
1990-91	3	2	1	0	--	4	12	8
1991-92	3	3	0	0	--	6	17	7
1992-93	3	2	0	1	--	5	14	8
1993-94	4	2	2	0	--	4	12	10
1994-95	4	2	2	0	--	4	13	15
1995-96	2	1	1	0	--	2	5	5
1996-97	2	1	1	0	--	2	6	4
1997-98	2	0	1	1	--	1	9	10
1998-99	2	0	2	0	--	0	3	6
1999-00	1	1	0	0	0	2	2	1
2000-01	2	1	0	0	1	3	6	5
2001-02	1	1	0	0	0	2	3	0
2002-03	2	1	0	1	0	3	4	3
2003-04	1	0	1	0	0	0	1	4
2005-06	Teams did not meet in 2005-06							
2006-07	1	1	0	--	0	2	5	3
2007-08	1	1	0	--	0	2	2	1
2008-09	1	0	1	--	0	0	1	4
2009-10	1	1	0	--	0	2	6	1
2010-11	1	0	1	--	0	0	2	3
2011-12	1	0	1	--	0	0	1	2
2012-13	Teams did not meet in 2012-13							
2013-14	2	0	2	--	0	0	2	9
2014-15	2	2	0	--	0	4	5	3
2015-16	2	2	0	--	0	4	11	5
2016-17	2	2	0	--	0	4	8	3
2017-18	2	1	1	--	0	2	7	8
2018-19	2	2	0	--	0	4	7	5
2019-20	2	1	1	--	0	2	6	8
2020-21	Teams did not meet in 2020-21							
2021-22	2	2	0	--	0	4	9	5
2022-23	2	0	2	--	0	0	2	7
2023-24	2	0	2	--	0	0	5	12
2024-25	2	1	1	--	0	2	6	4
Totals	95	48	37	9	1	106	332	293

HOME

GP	W	L	T	OT	P	GF	GA
2	1	0	1	--	3	8	3
2	0	2	0	--	0	11	17
2	0	1	1	--	1	8	11
1	0	1	0	--	0	4	5
2	1	1	0	--	2	7	7
1	0	1	0	--	0	3	5
2	2	0	0	--	4	7	3
1	0	1	0	--	0	1	4
2	1	1	0	--	2	7	6
1	1	0	0	--	2	4	1
2	2	0	0	--	4	16	5
1	1	0	0	--	2	5	3
1	1	0	0	--	2	3	1
2	1	0	1	--	3	8	4
2	1	1	0	--	2	5	5
2	2	0	0	--	4	10	6
1	1	0	0	--	2	3	1
1	1	0	0	--	2	6	3
1	0	0	1	--	1	6	6
1	0	1	0	--	0	2	3
1	1	0	0	0	2	2	1
1	0	0	0	1	1	3	4
0	0	0	0	0	0	0	0
1	1	0	0	0	2	2	1
0	0	0	0	0	0	0	0
0	0	0	0	0	0	0	0
1	1	0	--	0	2	2	1
1	0	1	--	0	0	1	4
0	0	0	0	0	0	0	0
1	0	1	--	0	0	2	3
0	0	0	0	0	0	0	0
1	0	1	--	0	0	1	5
1	1	0	--	0	2	2	1
1	1	0	--	0	2	7	3
1	1	0	--	0	2	3	0
1	1	0	--	0	2	5	2
1	1	0	--	0	2	4	3
1	0	1	--	0	0	3	6
1	1	0	--	0	2	6	3
1	0	1	--	0	0	0	4
1	0	1	--	0	0	3	6
1	0	1	--	0	0	1	2
47	25	17	4	1	55	171	148

AWAY

GP	W	L	T	OT	P	GF	GA
2	0	1	1	--	1	4	5
2	0	2	0	--	0	6	13
1	0	1	0	--	0	0	3
2	1	0	1	--	3	11	8
1	0	1	0	--	0	3	6
2	2	0	0	--	4	13	3
1	1	0	0	--	2	7	5
2	0	1	1	--	1	7	8
1	1	0	0	--	2	2	1
2	1	0	1	--	3	8	5
1	1	0	0	--	2	3	0
2	1	1	0	--	2	7	5
2	2	0	0	--	4	14	6
1	1	0	0	--	2	6	4
2	1	1	0	--	2	7	5
2	0	2	0	--	0	3	9
1	0	1	0	--	0	2	4
1	0	1	0	--	0	0	1
1	0	1	0	--	0	3	4
1	0	1	0	--	0	1	3
0	0	0	0	0	0	0	0
1	1	0	0	0	2	3	1
1	1	0	0	0	2	3	0
1	0	0	1	0	1	2	2
1	0	1	0	0	0	1	4
1	1	0	--	0	2	5	3
0	0	0	0	0	0	0	0
0	0	0	0	0	0	0	0
1	1	0	--	0	2	6	1
0	0	0	0	0	0	0	0
1	0	1	--	0	0	1	2
1	0	1	--	0	0	1	4
1	1	0	--	0	2	3	2
1	1	0	--	0	2	4	2
1	1	0	--	0	2	5	3
1	0	1	--	0	0	2	6
1	1	0	--	0	2	3	2
1	1	0	--	0	2	3	2
1	1	0	--	0	2	3	2
1	0	1	--	0	0	2	3
1	0	1	--	0	0	2	6
1	1	0	--	2	2	5	2
48	23	20	5	0	51	161	145

2024-25 WASHINGTON CAPITALS vs. COLORADO AVALANCHE

CAPITALS TIED SEASON SERIES,
1-1-0 • COLORADO 1-1-02024-25 Meetings
Nov. 15 at Colorado, W, 5-2
Nov. 21 at Washington, L, 1-2

Washington	Avalanche	Capitals	Attend	Goaltenders	W. Goal
NOV. 21, 2024	2	1	17,414	ALEXANDAR GEORGIEV / LOGAN THOMPSON	MILES WOOD

Colorado	Avalanche	Capitals	Attend	Goaltenders	W. Goal
NOV. 15, 2024	2	5	18,083	CHARLIE LINDGREN / JUSTUS ANNUNEN	CONNOR MCMICHAEL

CAPITALS	GP	G	A	P	+/-	PIM	PP	SH	GW	EN	S	%
Pierre-Luc Dubois	2	1	2	3	3	0	0	0	0	0	4	25.0
Connor McMichael	2	2	0	2	4	2	0	0	1	0	8	25.0
Tom Wilson	2	0	2	2	4	0	0	0	0	0	2	0.0
Trevor van Riemsdyk	2	0	2	2	1	0	0	0	0	0	3	0.0
Jakub Vrana	2	1	0	1	-1	0	1	0	0	0	2	50.0
Jakob Chychrun	2	1	0	1	1	2	0	0	0	0	5	20.0
Rasmus Sandin	2	1	0	1	1	0	0	0	0	1	3	33.3
Alex Ovechkin	1	0	1	1	1	0	0	0	0	0	1	0.0
John Carlson	2	0	1	1	2	0	0	0	0	0	3	0.0
Dylan Strome	2	0	1	1	2	0	0	0	0	0	2	0.0
Lars Eller	2	0	0	0	-1	0	0	0	0	0	2	0.0
Nic Dowd	2	0	0	0	-2	0	0	0	0	0	1	0.0
Andrew Mangiapane	2	0	0	0	1	2	0	0	0	0	4	0.0
Matt Roy	2	0	0	0	-1	0	0	0	0	0	2	0.0
Taylor Raddysh	2	0	0	0	-2	0	0	0	0	0	1	0.0
Brandon Duhaime	2	0	0	0	-2	0	0	0	0	0	2	0.0
Martin Fehervary	2	0	0	0	0	0	0	0	0	0	2	0.0
Aliaksei Protas	2	0	0	0	0	2	0	0	0	0	1	0.0
Hendrix Lapierre	1	0	0	0	-1	0	0	0	0	0	1	0.0

AVALANCHE	GP	G	A	P	+/-	PIM	PP	SH	GW	EN	S	%
Parker Kelly	2	1	2	3	3	0	0	0	0	0	2	50.0
Miles Wood	2	1	1	2	3	0	0	0	1	0	6	16.7
Mikko Rantanen	2	1	0	1	-2	0	1	0	0	0	3	33.3
Nikolai Kovalenko	2	1	0	1	3	0	0	0	0	0	2	50.0
Jonathan Drouin	2	0	1	1	-3	0	0	0	0	0	2	0.0
Samuel Girard	2	0	1	1	-2	0	0	0	0	0	5	0.0
Cale Makar	2	0	1	1	0	0	0	0	0	0	6	0.0
Calvin de Haan	1	0	0	0	0	2	0	0	0	0	2	0.0
Josh Manson	2	0	0	0	-1	0	0	0	0	0	0	--
Artturi Lehkonen	2	0	0	0	-3	0	0	0	0	0	5	0.0
Nathan MacKinnon	2	0	0	0	-2	0	0	0	0	0	3	0.0
Valeri Nichushkin	2	0	0	0	-3	0	0	0	0	0	2	0.0
Devon Toews	2	0	0	0	0	0	0	0	0	0	2	0.0
Oliver Kylington	1	0	0	0	0	2	0	0	0	0	0	--
Casey Mittelstadt	2	0	0	0	-2	2	0	0	0	0	2	0.0
Logan O'Connor	2	0	0	0	-1	2	0	0	0	0	1	0.0
Joel Kiviranta	2	0	0	0	0	0	0	0	0	0	0	--
Ivan Ivan	2	0	0	0	-1	0	0	0	0	0	0	--
Sam Malinski	2	0	0	0	0	0	0	0	0	0	3	0.0

GOALTENDER	GP	MIN	GA	GAA	SO	W	L	OT	SA	SV%
Charlie Lindgren	1	60	2	2.00	0	1	0	0	19	.895
Logan Thompson	1	58	2	2.09	0	0	1	0	27	.926

GOALTENDER	GP	MIN	GA	GAA	SO	W	L	OT	SA	SV%
Alexandar Georgiev	1	60	1	1.00	0	1	0	0	29	.966
Trent Miner	1	35	1	1.72	0	0	0	0	13	.923
Justus Annunen	1	22	3	8.23	0	0	1	0	6	.500

POWER PLAY/PENALTY

POWER PLAY: 1 - 4 (25.0%)

PENALTY KILLING: 3 - 4 (75.0%)

POWER PLAY/PENALTY

POWER PLAY: 1 - 4 (25.0%)

PENALTY KILLING: 3 - 4 (75.0%)

Dallas Stars



CLUB INFORMATION

Founded 1967-68 (Minnesota), 1993-94 (Dallas)
 Home Arena American Airlines Center (18,532)
 Stanley Cups 1 (1999)
 General Manager/Alt. Governor Jim Nill
 Head Coach Peter DeBoer
 Assistant Coaches Alain Nasreddine, Steve Spott, Misha Donskov
 Chief Communications Officer Dan Stuchal
 2024-25 Record 50-26-6 (106 points)
 2024-25 Finish 2nd, Central Division
 2023-24 Playoffs W. Conference Third Round (def. by EDM, 4-2)

SERIES INFORMATION

	Overall	at Washington	at Dallas
All-Time Series (W-L-T-OT)	WSH trails, 35-52-16-6	WSH trails, 18-24-8-4	WSH trails, 17-28-8-2
Current Streak	1 DAL win (12/16/24)	1 WSH win (10/17/24)	3 DAL wins (10/27/22-12/16/24)
Last Washington Win	10/17/24 (3-2)	10/17/24 (3-2)	1/28/22 (5-0)
Last Dallas Win	12/16/24 (1-2)	12/7/23 (4-5 SO)	12/16/24 (1-2)
Last Tie	11/17/99 (2-2)	11/17/99 (2-2)	1/30/89 (4-4)
Last Overtime Game	1/27/24 (L, 4-5 OT)	12/7/23 (L, 4-5 SO)	1/27/24 (L, 4-5 OT)
Overtime Record	6-4-9	1-2-5	5-2-4
Last 10 Games (W-L-OT)	3-4-3	2-5-3	4-4-2
Longest Unbeaten Streak	10 (1/21/86-1/30/89)	9 (2/3/83-11/15/88)	7 (1/25/86-3/18/90)
Longest Winning Streak	4 (2/3/83-3/21/84)	6 (1/14/85-11/15/88)	3 (2/13/84-12/12/84)
Longest Winless Streak	13 (11/3/79-12/16/82)	6 (two times)	8 (two times)
Longest Losing Streak	9 (3/8/10-2/13/16)	6 (3/8/10-3/6/17)	5 (two times)
Washington Shutouts (Last)	3 (1/28/22)	None	3 (1/28/22)
Dallas Shutouts (Last)	7 (10/27/22)	2 (4/1/14)	5 (10/27/22)
Last Washington Hat Trick	None	None	None
Last Dallas Hat Trick	R. Eriksson (11/27/76)	None	R. Eriksson (11/27/76)
Most Washington Goals	8 (10/24/86)	8 (10/24/86)	6 (three times)
Most Dallas Goals	7 (four times)	6 (four times)	7 (four times)

ALL-TIME SERIES HISTORY

Season	GP	W	L	T	OT	P	GF	GA
1974-75	4	0	3	1	--	1	9	21
1975-76	4	0	2	2	--	2	11	17
1976-77	4	1	1	2	--	4	12	14
1977-78	4	1	2	1	--	3	8	14
1978-79	4	2	2	0	--	4	10	18
1979-80	4	0	3	1	--	1	10	18
1980-81	4	0	3	1	--	1	6	11
1981-82	3	0	2	1	--	1	8	17
1982-83	3	1	1	1	--	3	8	8
1983-84	3	3	0	0	--	6	15	2
1984-85	3	2	0	1	--	5	12	8
1985-86	3	2	1	0	--	4	16	13
1986-87	3	2	0	1	--	5	14	6
1987-88	3	2	0	1	--	5	10	4
1988-89	3	1	1	1	--	3	11	10
1989-90	3	3	0	0	--	6	13	9
1990-91	3	1	1	1	--	3	7	8
1991-92	3	1	2	0	--	2	8	10
1992-93	2	1	1	0	--	2	7	7
1993-94	2	0	2	0	--	0	5	12
1994-95	Teams did not meet in 1994-95							
1995-96	2	2	0	0	--	4	6	4
1996-97	2	0	2	0	--	0	5	10
1997-98	2	0	2	0	--	0	4	6
1998-99	2	1	1	0	--	2	2	5
1999-00	2	0	1	1	0	1	3	4
2000-01	1	0	1	0	0	0	0	3
2001-02	2	1	1	0	0	2	5	7
2002-03	2	0	2	0	0	0	3	11
2003-04	1	0	1	0	0	0	2	4
2005-06	1	0	1	--	0	0	1	4
2006-07	1	1	0	--	0	2	4	3
2007-08	Teams did not meet in 2007-08							
2008-09	1	1	0	--	0	2	6	5
2009-10	1	0	0	--	1	1	3	3
2010-11	1	0	1	--	0	0	1	2
2011-12	1	0	1	--	0	0	2	5
2012-13	Teams did not meet in 2012-13							
2013-14	2	0	2	--	0	0	1	7
2014-15	2	0	2	--	0	0	6	9
2015-16	2	0	2	--	0	0	5	7
2016-17	2	1	1	--	0	2	6	7
2017-18	2	2	0	--	0	4	8	6
2018-19	2	0	0	--	2	2	4	6
2019-20	2	1	0	--	1	3	7	5
2020-21	Teams did not meet in 2020-21							
2021-22	2	1	1	--	0	2	7	3
2022-23	2	0	2	--	0	0	1	4
2023-24	2	0	0	--	2	2	8	9
2024-25	2	1	1	--	0	2	4	5
Totals	109	35	52	16	6	92	304	371

HOME

GP	W	L	T	OT	P	GF	GA
2	0	1	1	--	1	5	9
2	0	0	2	--	2	5	5
2	1	0	1	--	3	7	4
2	1	1	0	--	2	2	5
2	1	1	0	--	2	6	10
2	0	2	0	--	0	7	9
2	0	1	1	--	1	4	5
1	0	1	0	--	0	1	6
2	1	1	0	--	2	4	4
1	1	0	0	--	2	5	1
2	1	0	1	--	3	9	6
1	1	0	0	--	2	7	5
2	2	0	0	--	4	12	4
1	1	0	0	--	2	4	1
2	1	1	0	--	2	7	6
1	1	0	0	--	2	5	3
2	1	0	1	--	3	5	3
2	0	2	0	--	0	4	8
1	0	1	0	--	0	4	5
1	0	1	0	--	0	3	6
1	1	0	0	--	2	2	1
1	0	1	0	--	0	2	5
1	0	1	0	--	0	3	4
1	1	0	0	--	2	2	1
1	0	0	1	0	1	2	2
0	0	0	0	0	0	0	0
1	0	1	0	0	0	2	5
1	0	1	0	0	0	1	6
0	0	0	0	0	0	0	0
0	0	0	0	0	0	0	0
1	1	0	--	0	2	4	3
0	0	0	0	0	0	0	0
1	0	0	--	1	1	3	3
0	0	0	0	0	0	0	0
1	0	1	--	0	0	2	5
1	0	1	--	0	0	0	5
1	0	1	--	0	0	2	4
1	0	1	--	0	0	2	3
1	0	1	--	0	0	2	4
1	1	0	--	0	2	4	3
1	0	0	--	1	1	3	4
1	0	0	--	1	1	3	4
1	0	1	--	0	0	2	3
1	0	1	--	0	0	1	2
1	0	0	--	1	1	4	4
1	1	0	--	0	2	3	2
54	18	24	8	4	48	155	178

AWAY

GP	W	L	T	OT	P	GF	GA
2	0	2	0	--	0	4	12
2	0	2	0	--	0	6	12
2	0	1	1	--	1	5	10
2	0	1	1	--	1	6	9
2	1	1	0	--	2	4	8
2	0	1	1	--	1	3	9
2	0	2	0	--	0	2	6
2	0	1	1	--	1	7	11
1	0	0	1	--	1	4	4
2	2	0	0	--	4	10	1
1	1	0	0	--	2	3	2
2	1	1	0	--	2	9	8
1	0	0	1	--	1	2	2
2	1	0	1	--	3	6	3
1	0	0	1	--	1	4	4
2	2	0	0	--	4	8	6
1	0	1	0	--	0	2	5
1	1	0	0	--	2	4	2
1	1	0	0	--	2	3	2
1	0	1	0	--	0	2	6
1	1	0	0	--	2	4	3
1	0	1	0	--	0	3	5
1	0	1	0	--	0	1	2
1	0	1	0	--	0	0	4
1	0	1	0	0	0	1	2
1	0	1	0	0	0	0	3
1	1	0	0	0	2	3	2
1	0	1	0	0	0	2	5
1	0	1	0	0	0	2	4
1	0	1	--	0	0	1	4
0	0	0	0	0	0	0	0
1	1	0	--	0	2	6	5
0	0	0	0	0	0	0	0
1	0	1	--	0	0	1	2
0	0	0	0	0	0	0	0
1	0	1	--	0	0	1	2
1	0	1	--	0	0	4	5
1	0	1	--	0	0	3	4
1	1	0	--	0	2	4	3
1	1	0	--	0	2	4	3
1	0	0	--	1	1	1	2
1	1	0	--	0	2	4	1
1	1	0	--	0	2	5	0
1	0	1	--	0	0	0	2
1	0	0	--	1	1	4	5
1	0	1	--	0	0	1	3
55	17	28	8	2	44	149	193

American Airlines Center, 2500 Victory Avenue, Dallas, TX 75219, 214.387.5500, Fax: 214.387.5564, @DallasStars

2024-25 WASHINGTON CAPITALS vs. DALLAS STARS

CAPITALS TIED SEASON SERIES,
1-1-0 • DALLAS 1-1-02024-25 Meetings
Oct. 17 at Washington, W, 3-2
Dec. 16 at Dallas, L, 1-3

Washington	Stars	Capitals	Attend	Goaltenders	W. Goal
OCT. 17, 2024	2	3	17,034	CHARLIE LINDGREN / CASEY DESMITH	TAYLOR RADDYSH
Dallas	Stars	Capitals	Attend	Goaltenders	W. Goal
DEC. 16, 2024	3	1	18,532	JAKE OETTINGER / CHARLIE LINDGREN	LIAN BICHSEL

CAPITALS	GP	G	A	P	+/-	PIM	PP	SH	GW	EN	S	%
Dylan Strome	2	2	0	2	-1	0	0	0	0	0	5	40.0
Taylor Raddysh	2	1	1	2	1	0	0	0	1	0	5	20.0
Tom Wilson	2	1	0	1	-1	0	0	0	0	0	3	33.3
John Carlson	2	0	1	1	-2	2	0	0	0	0	3	0.0
Jakob Chychrun	2	0	1	1	2	0	0	0	0	0	3	0.0
Pierre-Luc Dubois	2	0	1	1	-1	0	0	0	0	0	1	0.0
Connor McMichael	2	0	1	1	1	2	0	0	0	0	3	0.0
Aliaksei Protas	2	0	1	1	-1	0	0	0	0	0	4	0.0
Alex Ovechkin	1	0	0	0	-1	0	0	0	0	0	2	0.0
Lars Eller	1	0	0	0	0	0	0	0	0	0	0	--
Nic Dowd	2	0	0	0	1	2	0	0	0	0	1	0.0
Dylan McIlrath	1	0	0	0	0	2	0	0	0	0	0	--
Trevor van Riemsdyk	2	0	0	0	2	0	0	0	0	0	5	0.0
Jakub Vrana	2	0	0	0	0	0	0	0	0	0	2	0.0
Andrew Mangiapane	1	0	0	0	0	2	0	0	0	0	2	0.0
Matt Roy	1	0	0	0	0	2	0	0	0	0	4	0.0
Brandon Duhaime	2	0	0	0	1	7	0	0	0	0	1	0.0
Martin Fehervary	2	0	0	0	-1	0	0	0	0	0	3	0.0
Rasmus Sandin	2	0	0	0	0	0	0	0	0	0	2	0.0
Hendrix Lapierre	2	0	0	0	0	0	0	0	0	0	1	0.0
Ivan Miroshnichenko	1	0	0	0	0	0	0	0	0	0	2	0.0

STARS	GP	G	A	P	+/-	PIM	PP	SH	GW	EN	S	%
Roope Hintz	2	2	1	3	1	0	1	0	0	0	5	40.0
Jason Robertson	2	1	2	3	1	0	0	0	0	0	3	33.3
Wyatt Johnston	2	0	2	2	0	0	0	0	0	0	6	0.0
Colin Blackwell	2	1	0	1	0	0	0	1	0	0	2	50.0
Lian Bichsel	1	1	0	1	1	0	0	0	1	0	1	100.0
Jamie Benn	2	0	1	1	0	2	0	0	0	0	2	0.0
Oskar Bäck	2	0	1	1	-1	2	0	0	0	0	2	0.0
Mavrik Bourque	2	0	1	1	2	0	0	0	0	0	1	0.0
Brendan Smith	2	0	0	0	1	9	0	0	0	0	0	--
Evgenii Dadonov	2	0	0	0	0	0	0	0	0	0	2	0.0
Matt Duchene	2	0	0	0	0	2	0	0	0	0	1	0.0
Esa Lindell	2	0	0	0	3	0	0	0	0	0	4	0.0
Mason Marchment	2	0	0	0	-1	2	0	0	0	0	4	0.0
Sam Steel	2	0	0	0	-1	0	0	0	0	0	3	0.0
Miro Heiskanen	2	0	0	0	-2	0	0	0	0	0	7	0.0
Nils Lundkvist	2	0	0	0	0	2	0	0	0	0	1	0.0
Ilya Lyubushkin	2	0	0	0	0	4	0	0	0	0	1	0.0
Thomas Harley	1	0	0	0	-3	0	0	0	0	0	1	0.0
Logan Stankoven	2	0	0	0	-2	0	0	0	0	0	2	0.0

GOALTENDER	GP	MIN	GA	GAA	SO	W	L	OT	SA	SV%
Charlie Lindgren	2	118	5	2.55	0	1	1	0	48	.896

GOALTENDER	GP	MIN	GA	GAA	SO	W	L	OT	SA	SV%
Jake Oettinger	1	60	1	1.00	0	1	0	0	26	.962
Casey DeSmith	1	58	3	3.11	0	0	1	0	26	.885

POWER PLAY/PENALTY	
POWER PLAY: 0 - 9 (0%)	PENALTY KILLING: 5 - 6 (83.3%)

POWER PLAY/PENALTY	
POWER PLAY: 1 - 6 (16.7%)	PENALTY KILLING: 9 - 9 (100%)

Edmonton Oilers



CLUB INFORMATION

Founded 1972-73 (WHA), 1979-80 (NHL)
 Home Arena Rogers Place (18,347)
 Stanley Cups 5 (most recent, 1990)
 General Manager and EVP of Hockey Operations Stan Bowman
 Head Coach Kris Knoblauch
 Assistant Coaches Glen Gulutzan, Paul Coffey, Mark Stuart
 Director, Hockey Communications Jamie Cartmell
 2024-25 Record 48-29-5 (101 points)
 2024-25 Finish 3rd, Pacific Division
 2023-24 Playoffs Stanley Cup Final (def. by FLA 4-3)

SERIES INFORMATION

	Overall	at Washington	at Edmonton
All-Time Series (W-L-T-OT)	WSH leads, 43-33-6-3	WSH leads, 27-12-2-1	WSH trails, 16-21-4-2
Current Streak	2 WSH wins (1/21/25-2/23/25)	1 WSH win (2/23/25)	1 WSH win (1/21/25)
Last Washington Win	2/23/25 (7-3)	2/23/25 (7-3)	1/21/25 (3-2)
Last Edmonton Win	3/13/24 (2-7)	11/24/23 (0-5)	3/13/24 (2-7)
Last Tie	2/15/94 (2-2)	2/15/94 (2-2)	10/24/84 (3-3)
Last Overtime Game	3/9/22 (L, 3-4 OT)	11/12/17 (W, 2-1 SO)	3/9/22 (L, 3-4 OT)
Overtime Record	3-4-5	2-1-3	1-3-2
Last 10 Games (W-L-OT)	5-3-2	7-2-1	4-4-2
Longest Unbeaten Streak	6 (2/14/90-3/22/92)	6 (three times)	5 (2/17/89-10/23/91)
Longest Winning Streak	6 (2/14/90-3/22/92)	6 (two times)	5 (2/17/89-10/23/91)
Longest Winless Streak	4 (1/13/82-11/9/83)	4 (1/13/82-11/9/83)	9 (2/15/80-2/23/85)
Longest Losing Streak	4 (2/23/83-11/9/83)	3 (2/28/82-11/9/83)	7 (2/9/97-10/28/06)
Washington Shutouts (Last)	6 (11/23/15)	5 (11/23/15)	1 (10/28/90)
Edmonton Shutouts (Last)	2 (11/24/23)	1 (11/24/23)	1 (10/28/06)
Last Washington Hat Trick	A. Ovechkin (2/23/25)	A. Ovechkin (2/23/25)	E. Kuznetsov (10/23/15)
Last Edmonton Hat Trick	Z. Hyman (3/13/24)	E. Cole (1/13/09)	Z. Hyman (3/13/24)
Most Washington Goals	9 (2/5/84)	9 (2/5/84)	8 (2/17/89)
Most Edmonton Goals	11 (11/2/83)	8 (11/9/84)	11 (11/2/83)

ALL-TIME SERIES HISTORY

Season	GP	W	L	T	OT	P	GF	GA
1979-80	4	1	3	0	--	2	13	22
1980-81	4	2	1	1	--	5	17	14
1981-82	3	0	2	1	--	1	10	15
1982-83	3	0	2	1	--	1	9	14
1983-84	3	1	2	0	--	2	16	20
1984-85	3	0	1	2	--	2	11	14
1985-86	3	3	0	0	--	6	15	8
1986-87	3	2	1	0	--	4	13	11
1987-88	3	2	1	0	--	4	8	5
1988-89	3	2	1	0	--	4	16	9
1989-90	3	1	2	0	--	2	11	13
1990-91	3	3	0	0	--	6	12	6
1991-92	2	2	0	0	--	4	12	7
1992-93	2	1	1	0	--	2	6	7
1993-94	2	1	0	1	--	3	5	4
1994-95	Teams did not meet in 1994-95							
1995-96	2	2	0	0	--	4	8	4
1996-97	2	0	2	0	--	0	2	7
1997-98	2	1	1	0	--	2	4	5
1998-99	2	1	1	0	--	2	6	11
1999-00	1	0	1	0	0	0	2	6
2000-01	1	1	0	0	0	2	4	0
2001-02	2	1	1	0	0	2	5	6
2002-03	1	0	1	0	0	0	3	5
2003-04	1	1	0	0	0	2	1	0
2005-06	Teams did not meet in 2005-06							
2006-07	1	0	1	--	0	0	0	4
2007-08	1	1	0	--	0	2	4	4
2008-09	1	0	1	--	0	0	2	5
2009-10	1	1	0	--	0	2	4	2
2010-11	1	1	0	--	0	2	5	0
2011-12	1	0	1	--	0	0	1	2
2012-13	Teams did not meet in 2012-13							
2013-14	2	2	0	--	0	4	8	3
2014-15	2	0	1	--	1	1	6	7
2015-16	2	2	0	--	0	4	8	4
2016-17	2	1	1	--	0	2	3	5
2017-18	2	2	0	--	0	4	6	3
2018-19	2	1	1	--	0	2	5	6
2019-20	1	0	0	--	1	1	3	4
2020-21	Teams did not meet in 2020-21							
2021-22	2	0	1	--	1	1	6	9
2022-23	2	2	0	--	0	4	8	6
2023-24	2	0	2	--	0	0	2	12
2024-25	2	0	0	--	0	4	10	5
Totals	85	43	33	6	3	95	290	294

HOME

GP	W	L	T	OT	P	GF	GA
2	0	2	0	--	0	5	10
2	2	0	0	--	4	12	6
2	0	1	1	--	1	7	10
1	0	1	0	--	0	3	5
2	1	1	0	--	2	13	9
1	0	1	0	--	0	5	8
2	2	0	0	--	4	10	6
1	1	0	0	--	2	5	2
2	2	0	0	--	4	6	2
1	1	0	0	--	2	5	3
2	0	2	0	--	0	7	10
1	1	0	0	--	2	6	3
1	1	0	0	--	2	6	2
1	1	0	0	--	2	4	3
1	0	0	1	--	1	2	2
1	1	0	0	--	2	6	3
1	0	1	0	--	0	1	3
1	1	0	0	--	2	2	1
1	1	0	0	--	2	4	3
0	0	0	0	0	0	0	0
1	1	0	0	0	2	4	0
1	1	0	0	0	2	4	2
0	0	0	0	0	0	0	0
1	1	0	0	0	2	1	0
0	0	0	0	0	0	0	0
1	1	0	--	0	2	4	4
1	0	1	--	0	0	2	5
0	0	0	0	0	0	0	0
1	1	0	--	0	2	5	0
0	0	0	0	0	0	0	0
1	1	0	--	0	2	4	2
1	0	0	--	1	1	4	4
1	1	0	--	0	2	1	0
1	1	0	--	0	2	2	1
1	1	0	--	0	2	1	1
1	1	0	--	0	2	4	2
0	0	0	0	0	0	0	0
1	0	1	--	0	0	3	5
1	1	0	--	0	2	5	4
1	0	1	--	0	0	0	5
1	0	0	--	0	2	7	3
42	27	12	2	1	57	160	129

AWAY

GP	W	L	T	OT	P	GF	GA
2	1	1	0	--	2	8	12
2	0	1	1	--	1	5	8
1	0	1	0	--	0	3	5
2	0	1	1	--	1	6	9
1	0	1	0	--	0	3	11
2	0	0	2	--	2	6	6
1	1	0	0	--	2	5	2
2	1	1	0	--	2	8	9
1	0	1	0	--	0	2	3
2	1	1	0	--	2	11	6
1	1	0	0	--	2	4	3
2	2	0	0	--	4	6	3
1	1	0	0	--	2	6	5
1	0	1	0	--	0	2	4
1	1	0	0	--	2	3	2
1	1	0	0	--	2	2	1
1	0	1	0	--	0	1	4
1	0	1	0	--	0	2	4
1	0	1	0	0	0	2	6
0	0	0	0	0	0	0	0
1	0	1	0	0	0	1	4
1	0	1	0	0	0	3	5
0	0	0	0	0	0	0	0
1	0	1	--	0	0	0	4
0	0	0	0	0	0	0	0
0	0	0	0	0	0	0	0
1	1	0	--	0	2	4	2
0	0	0	0	0	0	0	0
1	0	1	--	0	0	1	2
1	1	0	--	0	2	4	1
1	0	1	--	0	0	2	3
1	1	0	--	0	2	7	4
1	0	1	--	0	0	1	4
1	1	0	--	0	2	5	2
1	0	1	--	0	0	1	4
1	0	0	--	1	1	3	4
1	0	0	--	1	1	3	4
1	1	0	--	0	2	3	2
1	0	1	--	0	0	2	7
1	1	0	--	0	2	3	2
43	16	21	4	2	38	130	165

2024-25 WASHINGTON CAPITALS vs. EDMONTON OILERS

CAPITALS WON SEASON SERIES,
2-0-0 • EDMONTON 0-2-02023-24 Meetings
Jan. 21 at Edmonton, W, 3-2
Feb. 23 at Washington, W, 7-3

Washington	Oilers	Capitals	Attend	Goaltenders	W. Goal
FEB. 23, 2025	3	7	18,573	CHARLIE LINDGREN / CALVIN PICKARD	ALEX OVECHKIN

Edmonton	Oilers	Capitals	Attend	Goaltenders	W. Goal
JAN. 21, 2025	2	3	18,347	LOGAN THOMPSON / STUART SKINNER	PIERRE-LUC DUBOIS

CAPITALS	GP	G	A	P	+/-	PIM	PP	SH	GW	EN	S	%
Aliaksei Protas	2	0	4	4	3	0	0	0	0	0	5	0.0
Alex Ovechkin	2	3	0	3	3	0	1	0	1	1	12	25.0
Tom Wilson	2	2	1	3	1	0	0	0	0	0	3	66.7
Dylan Strome	2	1	2	3	3	0	0	0	0	0	4	25.0
Pierre-Luc Dubois	2	1	2	3	3	4	0	0	1	0	2	50.0
John Carlson	2	0	3	3	1	2	0	0	0	0	1	0.0
Matt Roy	2	1	1	2	4	2	0	0	0	0	2	50.0
Jakob Chychrun	2	1	1	2	1	2	1	0	0	0	5	20.0
Connor McMichael	2	1	1	2	5	2	0	0	0	0	2	50.0
Lars Eller	2	0	1	1	0	0	0	0	0	0	2	0.0
Nic Dowd	2	0	0	0	-1	0	0	0	0	0	1	0.0
Trevor van Riemsdyk	2	0	0	0	-1	0	0	0	0	0	2	0.0
Andrew Mangiapane	2	0	0	0	-1	0	0	0	0	0	3	0.0
Taylor Raddysh	2	0	0	0	-2	0	0	0	0	0	0	--
Brandon Duhaime	2	0	0	0	-1	0	0	0	0	0	3	0.0
Martin Fehervary	2	0	0	0	0	0	0	0	0	0	1	0.0
Rasmus Sandin	2	0	0	0	3	0	0	0	0	0	1	0.0
Ethen Frank	2	0	0	0	-1	0	0	0	0	0	0	--

OILERS	GP	G	A	P	+/-	PIM	PP	SH	GW	EN	S	%
Leon Draisaitl	2	2	1	3	-3	0	1	0	0	0	5	40.0
Ryan Nugent-Hopkins	2	1	1	2	0	0	0	0	0	0	3	33.3
Corey Perry	2	1	0	1	0	0	0	0	0	0	3	33.3
Jeff Skinner	2	1	0	1	1	0	0	0	0	0	5	20.0
Zach Hyman	2	0	1	1	1	0	0	0	0	0	1	0.0
Darnell Nurse	2	0	1	1	-1	4	0	0	0	0	6	0.0
Viktor Arvidsson	2	0	1	1	1	2	0	0	0	0	7	0.0
Connor McDavid	1	0	1	1	-3	0	0	0	0	0	0	--
Vasily Podkolzin	2	0	1	1	-5	0	0	0	0	0	3	0.0
Adam Henrique	2	0	0	0	0	0	0	0	0	0	2	0.0
Mattias Ekholm	2	0	0	0	-2	0	0	0	0	0	3	0.0
John Klingberg	1	0	0	0	-1	0	0	0	0	0	2	0.0
Brett Kulak	2	0	0	0	-2	0	0	0	0	0	0	--
Connor Brown	2	0	0	0	1	0	0	0	0	0	4	0.0
Mattias Janmark	1	0	0	0	0	0	0	0	0	0	2	0.0
Kasperii Kapanen	2	0	0	0	-4	0	0	0	0	0	2	0.0
Troy Stecher	1	0	0	0	-1	0	0	0	0	0	0	--
Evan Bouchard	2	0	0	0	-3	0	0	0	0	0	6	0.0
Ty Emberson	2	0	0	0	1	4	0	0	0	0	3	0.0
Noah Philp	1	0	0	0	0	0	0	0	0	0	0	--
Matt Savoie	1	0	0	0	-1	0	0	0	0	0	0	--

GOALTENDER	GP	MIN	GA	GAA	SO	W	L	OT	SA	SV%
Logan Thompson	1	60	2	2.01	0	1	0	0	32	.938
Charlie Lindgren	1	60	3	3.00	0	1	0	0	25	.880

GOALTENDER	GP	MIN	GA	GAA	SO	W	L	OT	SA	SV%
Calvin Pickard	1	60	6	6.03	0	0	1	0	34	.824
Stuart Skinner	1	58	3	3.00	0	0	1	0	14	.786

POWER PLAY/PENALTY

POWER PLAY: 2 - 5 (40%)

PENALTY KILLING: 5 - 6 (83.3%)

POWER PLAY/PENALTY

POWER PLAY: 1 - 6 (16.7%)

PENALTY KILLING: 3 - 5 (60%)

Florida Panthers



CLUB INFORMATION

Founded 1993-94
Home Arena Amerant Bank Arena (19,256)
Stanley Cups 1 (2024)
President & CEO Matthew Caldwell
General Manager Bill Zito
Head Coach Paul Maurice
Assistant Coaches . . . Jamie Kompon, Sylvain LeFevbre, Tuomo Ruutu
Vice President of Communications Adelyn Biedenbach
2024-25 Record 47-31-4 (98 points)
2024-25 Finish 3rd, Atlantic Division
2023-24 Playoffs Won Stanley Cup (def. EDM 4-3)

SERIES INFORMATION

	Overall	at Washington	at Florida
All-Time Series (W-L-T-OT)	WSH leads, 70-47-9-14	WSH leads, 38-19-5-8	WSH leads, 32-28-4-6
Current Streak	3 WSH wins (11/25/24-3/22/25)	2 WSH wins (2/4/25-3/22/25)	1 WSH win (11/25/24)
Last Washington Win	3/22/25 (6-3)	3/22/25 (6-3)	11/25/24 (4-1)
Last Florida Win	2/24/24 (2-3 OT)	11/8/23 (3-4 OT)	2/24/24 (2-3 OT)
Last Tie	2/21/04 (2-2)	2/21/04 (2-2)	12/17/03 (2-2)
Last Overtime Game	2/24/24 (L, 2-3 OT)	11/8/23 (L, 3-4 OT)	2/24/24 (L, 2-3 OT)
Overtime Record	8-5-11	3-2-6	5-3-5
Last 10 Games (W-L-OT)	3-5-2	4-3-3	3-5-2
Longest Unbeaten Streak	14 (2/7/12-10/31/15)	10 (1/8/11-1/4/15)	4 (1/12/02-12/17/03)
Longest Winning Streak	8 (2/7/12-11/2/13)	10 (1/8/11-1/4/15)	4 (1/12/02-12/17/03)
Longest Winless Streak	8 (3/2/04-3/22/06)	7 (11/22/03-3/18/06)	5 (11/4/21-2/24/24)
Longest Losing Streak	4 (3/2/04-12/18/05)	5 (3/2/04-3/18/06)	4 (1/13/07-11/15/07)
Washington Shutouts (Last)	12 (2/9/13)	7 (2/9/13)	5 (3/17/09)
Florida Shutouts (Last)	6 (4/9/17)	5 (4/9/17)	1 (4/9/11)
Last Washington Hat Trick	A. Ovechkin (11/26/21)	A. Ovechkin (11/26/21)	A. Ovechkin (4/6/13)
Last Florida Hat Trick	O. Jokinen (2/27/07)	O. Jokinen (2/27/07)	S. Weiss (1/13/07)
Most Washington Goals	12 (1/11/03)	12 (1/11/03)	7 (3/16/10)
Most Florida Goals	7 (two times)	6 (two times)	7 (two times)

ALL-TIME SERIES HISTORY

Season	GP	W	L	T	OT	P	GF	GA
1993-94	5	2	2	1	--	5	13	15
1994-95	4	2	1	1	--	5	9	9
1995-96	5	1	3	1	--	3	16	18
1996-97	5	2	1	2	--	6	13	11
1997-98	6	3	3	0	--	6	20	19
1998-99	5	3	1	1	--	7	15	7
1999-00	5	3	2	0	0	6	14	11
2000-01	5	4	1	0	0	8	14	10
2001-02	5	3	2	0	0	6	12	13
2002-03	5	4	0	1	0	9	20	5
2003-04	6	1	2	2	1	5	11	13
2005-06	8	1	5	--	2	4	15	24
2006-07	8	3	3	--	2	8	24	28
2007-08	8	4	3	--	1	9	20	16
2008-09	6	3	3	--	0	6	19	21
2009-10	6	6	0	--	0	12	32	15
2010-11	6	3	2	--	1	7	14	14
2011-12	6	4	2	--	0	8	19	12
2012-13	4	4	0	--	0	8	22	9
2013-14	3	2	0	--	1	5	9	8
2014-15	3	2	0	--	1	5	6	5
2015-16	3	1	2	--	0	2	5	10
2016-17	3	2	1	--	0	4	8	6
2017-18	3	1	2	--	0	2	7	9
2018-19	3	0	1	--	2	2	12	15
2019-20	2	2	0	--	0	4	9	7
2020-21	Teams did not meet in 2020-21							
2021-22	3	1	1	--	1	3	12	13
2022-23	3	0	3	--	0	0	7	15
2023-24	3	0	1	--	2	2	7	11
2024-25	3	3	0	--	0	6	16	7
Totals	140	70	47	9	14	163	420	376

HOME

GP	W	L	T	OT	P	GF	GA
2	1	0	1	--	3	7	5
2	2	0	0	--	4	6	2
3	0	3	0	--	0	9	12
2	0	0	2	--	2	4	4
3	2	1	0	--	4	9	9
3	1	1	1	--	3	8	7
2	2	0	0	0	4	7	4
3	3	0	0	0	6	10	4
3	0	1	1	1	2	4	6
4	0	2	--	2	2	8	14
4	2	1	--	1	5	12	11
4	2	1	--	1	5	12	9
3	1	2	--	0	2	8	12
3	3	0	--	0	6	17	7
3	2	1	--	0	4	8	7
3	3	0	--	0	6	11	2
2	2	0	--	0	4	12	1
1	1	0	--	0	2	2	2
2	2	0	--	0	4	5	4
1	0	1	--	0	0	2	5
2	1	1	--	0	2	4	4
1	0	1	--	0	0	1	4
2	0	0	--	2	2	9	10
1	1	0	--	0	2	4	3
1	1	0	--	0	2	4	3
2	0	2	--	0	0	5	10
1	0	0	--	1	1	3	4
2	2	0	--	0	4	12	6
70	38	19	5	8	89	225	179

AWAY

GP	W	L	T	OT	P	GF	GA
3	1	2	0	--	2	6	10
2	0	1	1	--	1	3	7
2	1	0	1	--	3	7	6
3	2	1	0	--	4	9	7
3	1	2	0	--	2	11	10
2	2	0	0	--	4	7	0
3	1	2	0	0	2	7	7
2	1	1	0	0	2	4	6
3	2	1	0	0	4	7	8
2	1	0	1	0	3	3	2
3	1	1	1	0	3	7	7
4	1	3	--	0	2	7	10
4	1	2	--	1	3	12	17
4	2	2	--	0	4	8	7
3	2	1	--	0	4	11	9
3	3	0	--	0	6	15	8
3	1	1	--	1	3	6	7
3	1	2	--	0	2	8	10
2	2	0	--	0	4	10	8
2	1	0	--	1	3	7	6
1	0	0	--	1	1	1	1
2	1	1	--	0	2	3	5
1	1	0	--	0	2	4	2
2	1	1	--	0	2	6	5
1	0	1	--	0	0	3	5
1	1	0	--	0	2	5	4
2	0	1	--	1	1	8	10
1	0	1	--	0	0	2	5
2	0	1	--	1	1	4	7
1	1	0	--	0	2	4	1
70	32	28	4	6	74	195	197

2024-25 WASHINGTON CAPITALS vs. FLORIDA PANTHERS

CAPITALS WON SEASON SERIES,
3-0-0 • FLORIDA 0-3-02024-25 Meetings
Nov. 25 at Florida, W, 4-1
Feb. 4 at Washington, W, 6-3
March 22 at Washington, W, 6-3

Washington	Panthers	Capitals	Attend	Goaltenders	W. Goal
FEB. 4, 2025	3	6	18,573	LOGAN THOMPSON / SERGEI BOBROVSKY	NIC DOWD
MARCH 22, 2025	3	6	18,573	LOGAN THOMPSON / VITEK VANECEK	TOM WILSON

Florida	Panthers	Capitals	Attend	Goaltenders	W. Goal
NOV. 25, 2025	1	4	18,504	LOGAN THOMPSON / SPENCER KNIGHT	JAKOB CHYCHRUN

CAPITALS	GP	G	A	P	+/-	PIM	PP	SH	GW	EN	S	%
Tom Wilson	3	2	2	4	3	0	0	1	1	0	4	50.0
Lars Eller	3	3	0	3	2	2	0	0	0	1	5	60.0
Andrew Mangiapane	3	2	1	3	3	2	0	0	0	0	6	33.3
Alex Ovechkin	2	1	2	3	2	0	0	0	0	1	8	12.5
Nic Dowd	3	1	2	3	4	0	0	0	1	0	2	50.0
Dylan Strome	3	1	2	3	-3	0	0	0	0	0	4	25.0
Jakob Chychrun	3	1	2	3	1	8	1	0	1	0	7	14.3
Aliaksei Protas	3	1	2	3	0	0	0	0	0	1	3	33.3
Martin Fehervary	3	0	3	3	2	2	0	0	0	0	4	0.0
John Carlson	3	1	1	2	4	0	0	0	0	0	9	11.1
Connor McMichael	3	1	1	2	5	0	0	0	0	0	9	11.1
Matt Roy	3	0	2	2	3	2	0	0	0	0	2	0.0
Pierre-Luc Dubois	3	0	2	2	6	4	0	0	0	0	2	0.0
Rasmus Sandin	3	0	2	2	5	2	0	0	0	0	8	0.0
Anthony Beauvillier	1	1	0	1	1	0	0	0	0	0	4	25.0
Ivan Miroshnichenko	1	1	0	1	1	0	0	0	0	1	1	100.0
Trevor van Riemsdyk	3	0	1	1	1	0	0	0	0	0	0	--
Hendrix Lapierre	1	0	1	1	1	0	0	0	0	0	3	0.0
Taylor Raddysh	3	0	0	0	1	0	0	0	0	0	5	0.0
Brandon Duhaime	3	0	0	0	1	0	0	0	0	0	1	0.0
Ethen Frank	1	0	0	0	-1	0	0	0	0	0	1	0.0

PANTHERS	GP	G	A	P	+/-	PIM	PP	SH	GW	EN	S	%
Sam Bennett	3	2	3	5	-3	0	0	0	0	0	13	15.4
Carter Verhaeghe	3	0	2	2	-7	0	0	0	0	0	5	0.0
Aleksander Barkov	3	1	0	1	-5	0	0	0	0	0	9	11.1
Seth Jones	1	1	0	1	0	0	0	0	0	0	2	50.0
Niko Mikkola	3	1	0	1	-4	2	0	0	0	0	3	33.3
Matthew Tkachuk	2	1	0	1	-4	2	0	0	0	0	2	50.0
Jonah Gadjovich	2	1	0	1	0	4	0	0	0	0	3	33.3
Nate Schmidt	3	0	1	1	1	0	0	0	0	0	3	0.0
Sam Reinhart	3	0	1	1	-6	0	0	0	0	0	9	0.0
Gustav Forsling	3	0	1	1	-1	2	0	0	0	0	6	0.0
Evan Rodrigues	3	0	1	1	-2	2	0	0	0	0	11	0.0
Jesper Boqvist	3	0	1	1	-2	0	0	0	0	0	2	0.0
Nico Sturm	1	0	1	1	0	0	0	0	0	0	1	0.0
Mackie Samoskevich	2	0	1	1	1	2	0	0	0	0	3	0.0
Dmitry Kulikov	2	0	0	0	-1	2	0	0	0	0	3	0.0
Tomas Nosek	2	0	0	0	0	0	0	0	0	0	0	--
Aaron Ekblad	2	0	0	0	-5	4	0	0	0	0	3	0.0
A.J. Greer	3	0	0	0	1	2	0	0	0	0	2	0.0
Eetu Luostarinen	3	0	0	0	-4	0	0	0	0	0	4	0.0
Tobias Bjornfot	1	0	0	0	-3	0	0	0	0	0	0	--
Anton Lundell	3	0	0	0	-3	0	0	0	0	0	4	0.0
Uvis Balinskis	3	0	0	0	2	2	0	0	0	0	2	0.0

GOALTENDER	GP	MIN	GA	GAA	SO	W	L	OT	SA	SV%
Logan Thompson	3	179	7	2.35	0	3	0	0	90	.922

GOALTENDER	GP	MIN	GA	GAA	SO	W	L	OT	SA	SV%
Spencer Knight	1	59	2	2.05	0	0	1	0	29	.931
Sergei Bobrovsky	1	58	4	4.14	0	0	1	0	24	.833
Vitek Vanecek	1	60	6	6.00	0	0	1	0	31	.806

POWER PLAY/PENALTY

POWER PLAY: 1 - 9 (11.1%)

PENALTY KILLING: 8 - 8 (100%)

POWER PLAY/PENALTY

POWER PLAY: 0 - 8 (0%)

PENALTY KILLING: 8 - 9 (88.9%)

Los Angeles Kings



CLUB INFORMATION

Founded 1967-68
 Home Arena Crypto.com Arena(18,230)
 Stanley Cups 2 (2012, 2014)
 Vice President & General Manager Rob Blake
 Head Coach Jim Hiller
 Assistant Coaches D.J. Smith, Newell Brown, Derik Johnson
 SVP, Marketing, Communications & Content Michael Altieri
 2024-25 Record 48-25-9 (105 points)
 2024-25 Finish 2nd, Pacific Division
 2023-24 Playoffs W. Conference First Round (def. by EDM, 4-1)

ALL-TIME SERIES HISTORY

Season	GP	W	L	T	OT	P	GF	GA
1974-75	6	0	5	1	--	1	10	28
1975-76	6	1	4	1	--	3	13	19
1976-77	6	0	5	1	--	1	12	32
1977-78	6	2	4	0	--	4	13	22
1978-79	8	4	3	1	--	9	33	34
1979-80	4	3	1	0	--	6	21	16
1980-81	4	1	2	1	--	3	12	13
1981-82	3	1	1	1	--	3	11	9
1982-83	3	1	1	1	--	3	17	14
1983-84	3	3	0	0	--	6	13	4
1984-85	3	2	1	0	--	4	13	9
1985-86	3	2	1	0	--	4	11	10
1986-87	3	0	3	0	--	0	13	18
1987-88	3	2	1	0	--	4	21	10
1988-89	3	1	1	1	--	3	17	13
1989-90	3	0	3	0	--	0	9	15
1990-91	3	1	1	1	--	3	9	11
1991-92	3	1	1	1	--	3	12	12
1992-93	2	2	0	0	--	4	17	6
1993-94	2	2	0	0	--	4	12	4
1994-95								
1995-96	2	0	2	0	--	0	6	10
1996-97	2	0	1	1	--	1	7	8
1997-98	2	1	0	1	--	3	5	4
1998-99	2	0	2	0	--	0	4	8
1999-00	2	0	1	1	0	1	4	7
2000-01	2	1	1	0	0	2	5	7
2001-02	1	1	0	0	0	2	3	2
2002-03	1	0	1	0	0	0	1	3
2003-04	2	0	2	0	0	0	5	10
2005-06	1	1	0	--	0	2	3	2
2006-07	1	1	0	--	0	2	4	3
2007-08								
2008-09	2	0	2	--	0	0	6	10
2009-10	1	0	1	--	0	0	1	2
2010-11	1	0	1	--	0	0	1	4
2011-12	1	0	1	--	0	0	2	5
2012-13								
2013-14	2	0	0	--	2	2	5	5
2014-15	2	1	1	--	0	2	5	3
2015-16	2	1	0	--	1	3	6	5
2016-17	2	1	1	--	0	2	7	4
2017-18	2	0	2	--	0	0	3	8
2018-19	2	2	0	--	0	4	9	6
2019-20	2	2	0	--	0	4	7	3
2020-21								
2021-22	2	1	1	--	0	2	4	3
2022-23	2	1	1	--	0	2	6	7
2023-24	2	2	0	--	0	4	6	4
2024-25	2	1	1	--	0	2	3	4
Totals	122	46	60	13	3	108	407	436

SERIES INFORMATION

	Overall	at Washington	at Los Angeles
All-Time Series (W-L-T-OT)	WSH trails, 46-60-13-3	WSH leads, 27-25-7-1	WSH trails, 19-35-6-2
Current Streak	1 LAK win (3/13/25)	3 WSH wins (10/22/22-12/22/24)	1 LAK win (3/13/25)
Last Washington Win	12/22/24 (3-1)	12/22/24 (3-1)	11/29/23 (2-1)
Last Los Angeles Win	3/13/25 (0-3)	12/19/21 (2-3)	3/13/25 (0-3)
Last Tie	10/9/99 (2-2)	10/9/99 (2-2)	12/13/97 (2-2)
Last Overtime Game	3/9/16 (L, 3-4 OT)	3/25/14 (L, 4-5 SO)	3/9/16 (L, 3-4 OT)
Overtime Record	2-4-6	1-2-3	1-2-3
Last 10 Games (W-L-OT)	7-3-0	8-2-0	4-5-1
Longest Unbeaten Streak	6 (2/19/83-2/8/85)	5 (two times)	4 (2/17/82-2/16/84)
Longest Winning Streak	5 (two times)	5 (1/3/79-2/26/80)	3 (2/18/19-11/17/21)
Longest Winless Streak	10 (1/27/76-11/29/77)	5 (two times)	10 (12/19/74-11/29/77)
Longest Losing Streak	8 (12/19/74-11/5/75)	3 (four times)	10 (12/19/74-11/29/77)
Washington Shutouts (Last)	6 (11/17/21)	5 (2/5/17)	1 (11/17/21)
Los Angeles Shutouts (Last)	4 (3/13/25)	None	4 (3/13/25)
Last Washington Hat Trick	A. Ovechkin (2/4/20)	A. Ovechkin (2/4/20)	B. Kelly (2/7/81)
Last Los Angeles Hat Trick	J. Kurri (10/20/95)	J. Kurri (10/20/95)	B. Goring (2/1/78)
Most Washington Goals	10 (two times)	10 (12/6/87)	10 (2/13/93)
Most Los Angeles Goals	10 (12/4/78)	9 (1/11/83)	10 (12/4/78)

HOME

GP	W	L	T	OT	P	GF	GA
3	0	2	1	--	1	4	13
3	1	1	1	--	3	10	7
3	0	2	1	--	1	9	12
3	1	2	0	--	2	6	9
4	3	1	0	--	6	23	14
2	2	0	0	--	4	13	9
2	1	1	0	--	2	6	5
1	0	0	1	--	1	3	3
2	1	1	0	--	2	14	11
1	1	0	0	--	2	5	0
2	2	0	0	--	4	11	4
1	0	1	0	--	0	2	5
2	0	2	0	--	0	9	11
1	1	0	0	--	2	10	3
2	0	1	1	--	1	10	11
1	0	1	0	--	0	4	7
2	1	0	1	--	3	7	6
1	1	0	0	--	2	7	4
1	1	0	0	--	2	7	3
1	1	0	0	--	2	6	3
1	0	1	0	--	0	4	7
1	0	1	0	--	0	3	4
1	1	0	0	--	2	3	2
1	0	1	0	--	0	3	6
1	0	0	1	0	1	2	2
1	0	1	0	0	0	1	4
1	0	1	0	0	0	1	3
1	0	1	0	0	0	2	3
1	1	0	--	0	2	4	3
1	0	1	--	0	0	4	5
1	0	1	--	0	0	1	4
1	0	0	--	1	1	4	4
1	1	0	--	0	2	4	0
1	1	0	--	0	2	3	1
1	1	0	--	0	2	5	0
1	0	1	--	0	0	2	5
1	1	0	--	0	2	6	4
1	1	0	--	0	2	4	2
1	0	1	--	0	0	2	3
1	1	0	--	0	2	4	3
1	1	0	--	0	2	4	3
1	1	0	--	0	2	3	1
60	27	25	7	1	62	235	209

AWAY

GP	W	L	T	OT	P	GF	GA
3	0	3	0	--	0	6	15
3	0	3	0	--	0	3	12
3	0	3	0	--	0	3	20
3	1	2	0	--	2	7	13
4	1	2	1	--	3	10	20
2	1	1	0	--	2	8	7
2	0	1	1	--	1	6	8
2	1	1	0	--	2	8	6
1	0	0	1	--	1	3	3
2	2	0	0	--	4	8	4
1	0	1	0	--	0	2	5
2	2	0	0	--	4	9	5
1	0	1	0	--	0	4	7
2	1	1	0	--	2	11	7
1	1	0	0	--	2	7	2
2	0	2	0	--	0	5	8
1	0	1	0	--	0	2	5
2	0	1	1	--	1	5	8
1	1	0	0	--	2	10	3
1	1	0	0	--	2	6	1
1	0	1	0	--	0	2	3
1	0	0	1	--	1	4	4
1	0	0	1	--	1	2	2
1	0	1	0	--	0	1	2
1	0	1	0	0	0	2	5
1	1	0	0	0	2	4	3
1	1	0	0	0	2	3	2
1	0	1	0	0	0	3	7
1	1	0	--	0	2	3	2
1	0	1	--	0	0	2	5
1	0	1	--	0	0	1	2
1	0	0	--	1	1	1	1
1	0	1	--	0	0	1	3
1	0	0	--	1	1	3	4
1	0	1	--	0	0	2	4
1	0	1	--	0	0	1	3
1	1	0	--	0	2	3	2
1	1	0	--	0	2	3	1
1	1	0	--	0	2	2	0
1	0	1	--	0	0	2	4
1	1	0	--	0	2	2	1
1	0	1	--	0	0	0	3
62	19	35	6	2	46	172	227

2024-25 WASHINGTON CAPITALS vs. LOS ANGELES KINGS

CAPITALS TIED SEASON SERIES,
1-1-0 • LOS ANGELES 1-1-02024-25 Meetings
Dec. 22 at Washington, W, 3-1
March 13 at Los Angeles, L, 0-3

Washington	Kings	Capitals	Attend	Goaltenders	W. Goal
DEC. 22, 2024	1	3	18,573	LOGAN THOMPSON / DAVID RITTICH	JAKUB VRANA

Los Angeles	Kings	Capitals	Attend	Goaltenders	W. Goal
MARCH 13, 2025	3	0	18,145	DARCY KUEMPER / CHARLIE LINDGREN	WARREN FOEGELE

CAPITALS	GP	G	A	P	+/-	PIM	PP	SH	GW	EN	S	%
Aliaksei Protas	2	2	0	2	1	0	0	0	0	1	4	50.0
Pierre-Luc Dubois	2	0	2	2	1	2	0	0	0	0	7	0.0
Jakub Vrana	1	1	0	1	0	0	1	0	1	0	1	100.0
Connor McMichael	2	0	1	1	0	0	0	0	0	0	3	0.0
Alex Ovechkin	1	0	0	0	0	0	0	0	0	0	0	--
Lars Eller	1	0	0	0	0	0	0	0	0	0	1	0.0
John Carlson	2	0	0	0	-1	0	0	0	0	0	3	0.0
Nic Dowd	2	0	0	0	0	0	0	0	0	0	1	0.0
Tom Wilson	2	0	0	0	0	2	0	0	0	0	2	0.0
Trevor van Riemsdyk	2	0	0	0	1	2	0	0	0	0	3	0.0
Andrew Mangiapane	2	0	0	0	-1	2	0	0	0	0	1	0.0
Dylan Strome	2	0	0	0	-1	2	0	0	0	0	2	0.0
Anthony Beauvillier	1	0	0	0	0	0	0	0	0	0	1	0.0
Matt Roy	2	0	0	0	0	2	0	0	0	0	0	--
Jakob Chychrun	2	0	0	0	-1	0	0	0	0	0	3	0.0
Taylor Raddysh	2	0	0	0	0	0	0	0	0	0	0	--
Brandon Duhaime	2	0	0	0	0	0	0	0	0	0	3	0.0
Martin Fehervary	2	0	0	0	1	0	0	0	0	0	2	0.0
Rasmus Sandin	2	0	0	0	0	0	0	0	0	0	4	0.0
Hendrix Lapierre	1	0	0	0	0	0	0	0	0	0	0	--
Ivan Miroshnichenko	1	0	0	0	0	0	0	0	0	0	1	0.0

KINGS	GP	G	A	P	+/-	PIM	PP	SH	GW	EN	S	%
Kevin Fiala	2	2	1	3	0	2	2	0	0	0	10	20.0
Warren Foegele	2	1	0	1	1	0	0	0	1	0	2	50.0
Quinton Byfield	2	1	0	1	0	2	0	0	0	0	2	50.0
Anze Kopitar	2	0	1	1	-2	0	0	0	0	0	1	0.0
Drew Doughty	1	0	1	1	0	2	0	0	0	0	1	0.0
Adrian Kempe	2	0	1	1	-2	0	0	0	0	0	4	0.0
Vladislav Gavrikov	2	0	1	1	2	2	0	0	0	0	2	0.0
Trevor Moore	1	0	1	1	1	0	0	0	0	0	0	--
Brandt Clarke	2	0	1	1	-2	0	0	0	0	0	3	0.0
Joel Edmundson	2	0	0	0	-1	0	0	0	0	0	4	0.0
Phillip Danault	1	0	0	0	1	2	0	0	0	0	4	0.0
Kyle Burroughs	1	0	0	0	0	0	0	0	0	0	0	--
Jacob Moverare	1	0	0	0	0	0	0	0	0	0	2	0.0
Tanner Jeannot	2	0	0	0	0	0	0	0	0	0	1	0.0
Mikey Anderson	2	0	0	0	0	2	0	0	0	0	1	0.0
Akil Thomas	1	0	0	0	0	0	0	0	0	0	2	0.0
Alex Turcotte	2	0	0	0	-1	0	0	0	0	0	2	0.0
Jordan Spence	2	0	0	0	2	0	0	0	0	0	4	0.0
Andre Lee	1	0	0	0	0	0	0	0	0	0	1	0.0
Alex Laferriere	2	0	0	0	0	0	0	0	0	0	6	0.0
Samuel Helenius	2	0	0	0	0	0	0	0	0	0	1	0.0
Andrei Kuzmenko	1	0	0	0	0	0	0	0	0	0	0	--

GOALTENDER	GP	MIN	GA	GAA	SO	W	L	OT	SA	SV%
Logan Thompson	1	60	1	1.00	0	1	0	0	26	.962
Charlie Lindgren	1	60	3	3.00	0	0	1	0	27	.889

GOALTENDER	GP	MIN	GA	GAA	SO	W	L	OT	SA	SV%
Darcy Kuemper	1	60	0	0.00	0	1	0	0	21	1.000
David Rittich	1	59	2	2.05	0	0	1	0	20	.900

POWER PLAY/PENALTY

POWER PLAY: 1 - 6 (16.7%)

PENALTY KILLING: 3 - 5 (60%)

POWER PLAY/PENALTY

POWER PLAY: 2 - 5 (40%)

PENALTY KILLING: 5 - 6 (83.3%)

Minnesota Wild



CLUB INFORMATION

Founded 2000-01
 Home Arena Xcel Energy Center (17,954)
 Stanley Cups None
 General Manager Bill Guerin
 Head Coach John Hynes
 Assistant Coaches Patrick Dwyer, Jason King
 Director of Media Relations Aaron Sickman
 2024-25 Record 45-30-7 (97 points)
 2024-25 Finish 4th, Central Division
 2023-24 Playoffs DND

SERIES INFORMATION

	Overall	at Washington	at Minnesota
All-Time Series (W-L-T-OT)	WSH leads, 16-14-0-3	WSH leads, 10-5-0-1	WSH trails, 6-9-0-2
Current Streak	3 MIN wins (1/23/24-3/27/25)	1 MIN win (1/2/25)	4 MIN wins (1/8/22-3/27/25)
Last Washington Win	10/27/23 (3-2 SO)	10/27/23 (3-2 SO)	3/1/20 (4-3)
Last Minnesota Win	3/27/25 (2-4)	1/2/25 (3-4 SO)	3/27/25 (2-4)
Last Tie	None	None	None
Last Overtime Game	1/2/25 (L, 3-4 SO)	1/2/25 (L, 3-4 SO)	1/8/22 (L, 2-3 SO)
Overtime Record	3-3-0	2-1-0	1-2-0
Last 10 Games (W-L-OT)	2-6-2	5-4-1	6-3-1
Longest Unbeaten Streak	8 (3/19/15-11/13/18)	4 (2/26/08-11/7/13)	7 (3/19/15-1/8/22)
Longest Winning Streak	8 (3/19/15-11/13/18)	4 (2/26/08-11/7/13)	6 (3/19/15-3/1/20)
Longest Winless Streak	4 (two times)	3 (3/22/19-1/17/23)	7 (1/10/01-1/4/14)
Longest Losing Streak	4 (two times)	3 (3/22/19-1/17/23)	3 (two times)
Washington Shutouts (Last)	1 (3/25/12)	1 (3/25/12)	None
Minnesota Shutouts (Last)	2 (11/16/02)	None	2 (11/16/02)
Last Washington Hat Trick	A. Ovechkin (3/28/17)	None	A. Ovechkin (3/28/17)
Last Minnesota Hat Trick	M. Boldy (3/19/23)	None	M. Boldy (3/19/23)
Most Washington Goals	5 (three times)	4 (two times)	5 (three times)
Most Minnesota Goals	5 (four times)	5 (4/3/22)	5 (three times)

ALL-TIME SERIES HISTORY

Season	GP	W	L	T	OT	P	GF	GA
2000-01	2	1	1	0	0	2	2	4
2001-02	1	1	0	0	0	2	2	1
2002-03	2	0	2	0	0	0	3	5
2003-04	1	0	1	0	0	0	1	2
2005-06								
2006-07	1	0	0	--	1	1	2	2
2007-08	1	1	0	--	0	2	4	1
2008-09	1	0	1	--	0	0	3	4
2009-10	1	1	0	--	0	2	3	1
2010-11	1	0	1	--	0	0	1	2
2011-12	1	1	0	--	0	2	3	0
2012-13								
2013-14	2	1	1	--	0	2	5	7
2014-15	2	1	1	--	0	2	4	4
2015-16	2	2	0	--	0	4	7	5
2016-17	2	2	0	--	0	4	9	6
2017-18	2	2	0	--	0	4	8	3
2018-19	2	1	1	--	0	2	6	4
2019-20	1	1	0	--	0	2	4	3
2020-21								
2021-22	2	0	1	--	1	1	3	7
2022-23	2	0	2	--	0	0	5	9
2023-24	2	1	1	--	0	2	5	7
2024-25	2	0	1	--	1	1	5	7
Totals	33	16	14	0	3	35	85	84

HOME

GP	W	L	T	OT	P	GF	GA
1	1	0	0	0	2	2	1
1	1	0	0	0	2	2	1
1	0	1	0	0	0	3	4
1	1	0	--	0	2	4	1
1	1	0	--	0	2	3	1
1	1	0	--	0	2	3	0
1	1	0	--	0	2	2	2
1	0	1	--	0	0	1	2
1	1	0	--	0	2	3	2
1	1	0	--	0	2	4	2
1	1	0	--	0	2	3	1
1	0	1	--	0	0	1	2
1	0	1	--	0	0	1	5
1	0	1	--	0	0	2	4
1	1	0	--	0	2	2	2
2	0	0	--	1	1	3	3
16	10	5	0	1	21	39	33

AWAY

GP	W	L	T	OT	P	GF	GA
1	0	1	0	0	0	0	3
1	0	1	0	0	0	0	1
1	0	1	0	0	0	1	2
1	0	0	--	1	1	2	2
1	0	1	--	0	0	3	4
1	0	1	--	0	0	1	2
1	0	1	--	0	0	3	5
1	1	0	--	0	2	3	2
1	1	0	--	0	2	4	3
1	1	0	--	0	2	5	4
1	1	0	--	0	2	5	2
1	1	0	--	0	2	5	2
1	1	0	--	0	2	4	3
1	0	0	--	1	1	2	2
1	0	1	--	0	0	3	5
1	0	1	--	0	0	3	5
1	0	1	--	0	0	2	4
17	6	9	0	2	14	46	51

2024-25 WASHINGTON CAPITALS vs. MINNESOTA WILD

CAPITALS LOST SEASON SERIES,
0-1-1 • MINNESOTA 2-0-02024-25 Meetings
Jan. 2 at Washington, L, 3-4 (SO)
March 27 at Minnesota, L, 2-4

Washington	Wild	Capitals	Attend	Goaltenders	W. Goal
JAN. 2, 2025	4	3	18,573	MARC-ANDRE FLEURY / CHARLIE LINDGREN	MATT BOLDY (GDG)

Minnesota	Wild	Capitals	Attend	Goaltenders	W. Goal
MARCH 27, 2025	4	2	19,108	FILIP GUSTAVSSON / CHARLIE LINDGREN	MATT BOLDY

CAPITALS	GP	G	A	P	+/-	PIM	PP	SH	GW	EN	S	%
Alex Ovechkin	2	1	0	1	-3	0	1	0	0	0	7	14.3
Tom Wilson	2	1	0	1	0	2	0	0	0	0	3	33.3
Matt Roy	2	1	0	1	0	0	0	0	0	0	2	50.0
Brandon Duhaime	2	1	0	1	-1	0	0	0	0	0	3	33.3
Martin Fehervary	2	1	0	1	1	2	0	0	0	0	2	50.0
Lars Eller	2	0	1	1	1	0	0	0	0	0	1	0.0
Nic Dowd	2	0	1	1	-1	2	0	0	0	0	1	0.0
Dylan Strome	2	0	1	1	-2	0	0	0	0	0	4	0.0
Anthony Beauvillier	1	0	1	1	0	0	0	0	0	0	5	0.0
Taylor Raddysh	2	0	1	1	0	0	0	0	0	0	1	0.0
Pierre-Luc Dubois	2	0	1	1	-1	0	0	0	0	0	7	0.0
Rasmus Sandin	2	0	1	1	-1	0	0	0	0	0	1	0.0
John Carlson	2	0	0	0	-2	0	0	0	0	0	9	0.0
Trevor van Riemsdyk	2	0	0	0	0	0	0	0	0	0	4	0.0
Andrew Mangiapane	2	0	0	0	1	0	0	0	0	0	0	--
Jakob Chychrun	2	0	0	0	-2	2	0	0	0	0	8	0.0
Connor McMichael	2	0	0	0	-3	0	0	0	0	0	2	0.0
Aliaksei Protas	2	0	0	0	2	0	0	0	0	0	1	0.0
Ivan Miroshnichenko	1	0	0	0	0	0	0	0	0	0	0	--

WILD	GP	G	A	P	+/-	PIM	PP	SH	GW	EN	S	%
Frederick Gaudreau	2	2	0	2	-1	0	1	0	0	1	8	25.0
Ryan Hartman	2	1	1	2	2	0	0	0	0	0	5	20.0
Matt Boldy	2	1	1	2	-1	0	0	0	1	0	6	16.7
Marco Rossi	2	1	1	2	0	0	0	0	0	0	3	33.3
Jon Merrill	2	1	0	1	1	0	0	0	0	0	2	50.0
Yakov Trenin	2	1	0	1	1	0	0	1	0	0	3	33.3
Zach Bogosian	2	0	1	1	2	2	0	0	0	0	4	0.0
Jared Spurgeon	1	0	1	1	1	0	0	0	0	0	2	0.0
Marcus Johansson	2	0	1	1	2	0	0	0	0	0	2	0.0
Jonas Brodin	2	0	1	1	1	0	0	0	0	0	1	0.0
Devin Shore	2	0	1	1	1	0	0	0	0	0	1	0.0
Vincent Hinostroza	1	0	1	1	0	0	0	0	0	0	0	--
Joel Eriksson Ek	1	0	1	1	1	0	0	0	0	0	2	0.0
Gustav Nyquist	1	0	0	0	0	0	0	0	0	0	0	--
Marcus Foligno	2	0	0	0	-1	0	0	0	0	0	1	0.0
Mats Zuccarello	2	0	0	0	-1	0	0	0	0	0	1	0.0
Jake Middleton	1	0	0	0	-1	0	0	0	0	0	1	0.0
Travis Dermott	1	0	0	0	-1	0	0	0	0	0	0	--
Justin Brazeau	1	0	0	0	1	2	0	0	0	0	0	--
Ben Jones	1	0	0	0	0	0	0	0	0	0	3	0.0
Declan Chisholm	1	0	0	0	2	0	0	0	0	0	0	--
Brock Faber	2	0	0	0	-1	0	0	0	0	0	8	0.0
Marat Khusnutdinov	1	0	0	0	1	4	0	0	0	0	1	0.0

GOALTENDER	GP	MIN	GA	GAA	SO	W	L	OT	SA	SV%
Charlie Lindgren	2	123	6	2.94	0	0	1	1	53	.887

GOALTENDER	GP	MIN	GA	GAA	SO	W	L	OT	SA	SV%
Marc-Andre Fleury	1	65	3	2.78	0	1	0	0	31	.903
Filip Gustavsson	1	60	2	2.00	0	1	0	0	30	.933

POWER PLAY/PENALTY
POWER PLAY: 1 - 5 (20%)
PENALTY KILLING: 3 - 4 (75%)

POWER PLAY/PENALTY
POWER PLAY: 1 - 4 (25%)
PENALTY KILLING: 4 - 5 (80%)

Montreal Canadiens



CLUB INFORMATION

Founded 1909-10, 1917-18 (NHL)
Home Arena Bell Centre (21,302)
Stanley Cups 24 (most recent, 1993)
General Manager Kent Hughes
Head Coach Martin St-Louis
Assistant Coaches Trevor Letowski, Stephane Robidas
Vice President, Hockey Communications Chantal Machabee
2024-25 Record 40-31-11 (91 points)
2024-25 Finish 5th, Atlantic Division
2023-24 Playoffs DNO

SERIES INFORMATION

	Overall	at Washington	at Montreal
All-Time Series (W-L-T-OT)	WSH leads, 82-76-17-8	WSH leads, 43-35-9-4	WSH trails, 39-41-8-4
Current Streak	1 MTL win (1/10/25)	1 MTL win (1/10/25)	2 WSH wins (2/17/24-12/7/24)
Last Washington Win	12/7/24 (4-2)	10/31/24 (6-3)	2/17/24 (4-3)
Last Montreal Win	1/10/25 (2-3 OT)	1/10/25 (2-3 OT)	10/21/23 (2-3 OT)
Last Tie	1/25/03 (1-1)	10/16/98 (2-2)	1/25/03 (1-1)
Last Overtime Game	1/10/25 (L, 2-3 OT)	1/10/25 (L, 2-3 OT)	10/21/23 (L, 2-3)
Overtime Record	8-6-17	1-2-8	7-4-9
Last 10 Games (W-L-OT)	6-2-2	5-3-2	7-2-1
Longest Unbeaten Streak	11 (11/28/09-3/31/12)	14 (3/5/79-12/6/86)	15 (11/28/09-3/24/18)
Longest Winning Streak	7 (3/27/96-11/15/97)	6 (12/10/83-12/6/86)	7 (3/15/11-1/25/14)
Longest Winless Streak	34 (10/31/74-11/5/79)	17 (10/31/74-10/30/79)	23 (10/31/74-2/26/83)
Longest Losing Streak	23 (10/31/74-3/25/78)	11 (10/31/74-2/17/78)	21 (1/4/75-12/14/81)
Washington Shutouts (Last)	15 (1/25/14)	5 (12/28/10)	10 (1/25/14)
Montreal Shutouts (Last)	20 (1/31/15)	9 (2/9/03)	11 (1/31/15)
Last Washington Hat Trick	A. Ovechkin (12/31/22)	A. Ovechkin (12/31/22)	B. Laich (2/10/10)
Last Montreal Hat Trick	J. Armia (4/6/23)	V. Damphousse (2/4/94)	J. Armia (4/6/23)
Most Washington Goals	9 (12/31/22)	9 (12/31/22)	8 (4/16/22)
Most Montreal Goals	11 (two times)	11 (11/10/74)	11 (4/2/77)

ALL-TIME SERIES HISTORY

Season	GP	W	L	T	OT	P	GF	GA
1974-75	6	0	6	0	--	0	9	49
1975-76	6	0	6	0	--	0	9	34
1976-77	6	0	6	0	--	0	5	34
1977-78	6	0	5	1	--	1	13	31
1978-79	8	0	7	1	--	1	17	43
1979-80	4	1	2	1	--	3	8	11
1980-81	4	0	2	2	--	2	10	18
1981-82	3	2	1	0	--	4	11	9
1982-83	3	0	1	2	--	2	7	10
1983-84	3	3	0	0	--	6	11	3
1984-85	3	1	1	1	--	3	7	6
1985-86	3	2	0	1	--	5	12	9
1986-87	3	3	0	0	--	6	10	6
1987-88	3	1	1	1	--	3	8	8
1988-89	3	1	1	1	--	3	6	4
1989-90	3	2	1	0	--	4	12	10
1990-91	3	0	3	0	--	0	5	11
1991-92	3	3	0	0	--	6	11	6
1992-93	3	2	0	1	--	5	8	3
1993-94	4	1	2	1	--	3	8	12
1994-95	3	1	2	0	--	2	7	8
1995-96	4	3	1	0	--	6	13	7
1996-97	4	4	0	0	--	8	11	4
1997-98	4	2	1	1	--	5	13	12
1998-99	4	1	1	2	--	4	7	9
1999-00	4	3	1	0	0	6	10	2
2000-01	4	3	1	0	0	6	15	11
2001-02	4	1	3	0	0	2	10	13
2002-03	4	2	1	1	0	5	9	7
2003-04	4	1	3	0	0	2	8	16
2005-06	4	2	1	--	1	5	13	10
2006-07	4	1	3	--	0	2	10	14
2007-08	4	2	2	--	0	4	12	17
2008-09	4	3	1	--	0	6	12	9
2009-10	4	2	1	--	1	5	14	14
2010-11	4	3	0	--	1	7	11	4
2011-12	4	4	0	--	0	8	12	3
2012-13	3	2	1	--	0	4	9	7
2013-14	3	2	1	--	0	4	9	5
2014-15	3	1	0	--	2	4	5	6
2015-16	3	2	1	--	0	4	9	7
2016-17	3	2	1	--	0	4	8	5
2017-18	3	2	1	--	0	4	14	8
2018-19	3	2	1	--	0	4	11	11
2019-20	3	1	1	--	1	3	9	11
2020-21								
2021-22	3	3	0	--	0	6	19	9
2022-23	3	2	1	--	0	4	14	9
2023-24	3	1	1	--	1	3	8	11
2024-25	3	2	0	--	1	5	12	8
Total	183	82	76	17	8	189	501	574

HOME

GP	W	L	T	OT	P	GF	GA
3	0	3	0	--	0	3	21
3	0	3	0	--	0	5	13
3	0	3	0	--	0	1	11
3	0	2	1	--	1	9	17
4	0	3	1	--	1	11	24
2	1	0	1	--	3	5	3
2	0	0	2	--	2	5	5
2	2	0	0	--	4	8	3
1	0	0	1	--	1	3	3
2	2	0	0	--	4	6	1
1	1	0	0	--	2	3	1
2	2	0	0	--	4	8	5
1	1	0	0	--	2	3	1
2	1	1	0	--	2	6	6
1	1	0	0	--	2	4	1
2	1	1	0	--	2	8	7
1	0	1	0	--	0	3	4
2	2	0	0	--	4	7	4
1	1	0	0	--	2	4	0
2	0	1	1	--	1	2	6
1	1	0	0	--	2	5	1
2	2	0	0	--	4	9	2
2	2	0	0	--	4	6	3
2	0	1	1	--	1	7	8
2	0	1	1	--	1	2	5
2	1	1	0	0	2	6	2
2	2	0	0	0	4	7	4
2	1	1	0	0	2	7	6
2	1	1	0	0	2	4	3
2	1	1	0	0	2	6	7
2	1	1	--	0	2	6	6
2	1	1	--	0	2	6	5
2	1	1	--	0	2	7	9
2	2	0	--	0	4	6	3
2	1	1	--	0	2	6	5
2	1	0	--	1	3	5	2
2	2	0	--	0	4	6	3
1	0	1	--	0	0	1	4
2	1	1	--	0	2	4	5
1	0	0	--	1	1	1	1
2	1	1	--	0	2	6	5
1	0	1	--	0	0	1	2
2	1	1	--	0	2	8	4
1	1	0	--	0	2	2	1
2	0	1	--	1	1	5	9
1	1	0	--	0	2	6	3
2	2	0	--	0	4	12	3
1	0	1	--	0	0	2	5
2	1	0	--	1	3	8	6
91	43	35	9	4	99	261	258

AWAY

GP	W	L	T	OT	P	GF	GA
3	0	3	0	--	0	6	28
3	0	3	0	--	0	4	21
3	0	3	0	--	0	4	23
3	0	3	0	--	0	4	14
4	0	4	0	--	0	6	19
2	0	2	0	--	0	3	8
2	0	2	0	--	0	5	13
1	0	1	0	--	0	3	6
2	0	1	1	--	1	4	7
1	1	0	0	--	2	5	2
2	0	1	1	--	1	4	5
1	0	0	1	--	1	4	4
2	2	0	0	--	4	7	5
1	0	0	1	--	1	2	2
2	0	1	1	--	1	2	3
1	1	0	0	--	2	4	3
2	0	2	0	--	0	2	7
1	1	0	0	--	2	4	2
2	1	0	1	--	3	4	3
2	1	1	0	--	2	6	6
2	0	2	0	--	0	2	7
2	1	1	0	--	2	4	5
2	2	0	0	--	4	5	1
2	2	0	0	--	4	6	4
2	1	0	1	--	3	5	4
2	2	0	0	0	4	4	0
2	1	1	0	0	2	8	7
2	0	2	0	0	0	3	7
2	1	0	1	0	3	5	4
2	0	2	0	0	0	2	9
2	1	0	--	1	3	7	4
2	0	2	--	0	0	4	9
2	1	1	--	0	2	5	8
2	1	1	--	0	2	6	6
2	1	0	--	1	3	8	9
2	2	0	--	0	4	6	2
2	2	0	--	0	4	6	0
2	2	0	--	0	4	8	3
1	1	0	--	0	2	5	0
2	1	0	--	1	3	4	5
1	1	0	--	0	2	3	2
2	2	0	--	0	4	7	3
1	1	0	--	0	2	6	4
2	1	1	--	0	2	9	10
1	1	0	--	0	2	4	2
2	2	0	--	0	4	13	6
1	0	1	--	0	0	2	6
2	1	0	--	1	3	6	6
1	1	0	--	0	2	4	2
92	39	41	8	4	90	240	316

Bell Centre, 1909, avenue des Canadiens-de-Montréal, Montréal, Qué. H3B 5E8, 514.932.2582, Fax: 514.932.8285,

2024-25 WASHINGTON CAPITALS vs. MONTREAL CANADIENS

CAPITALS WON SEASON SERIES,
2-0-1 • MONTREAL 1-2-02024-25 Meetings
Oct. 31 at Washington, W, 6-3
Dec. 7 at Montreal, W, 4-2
Jan. 10 at Washington, L, 2-3 (OT)

Washington	Canadiens	Capitals	Attend	Goaltenders	W. Goal
OCT. 31, 2024	3	6	15,789	CHARLIE LINDGREN / CAYDEN PRIMEAU	CONNOR MCMICHAEL
JAN. 10, 2025	3	2	18,573	JAKUB DOBES / LOGAN THOMPSON	NICK SUZUKI

Montreal	Canadiens	Capitals	Attend	Goaltenders	W. Goal
DEC. 7, 2024	2	4	21,105	LOGAN THOMPSON / SAM MONTEMBEAULT	TOM WILSON

CAPITALS	GP	G	A	P	+/-	PIM	PP	SH	GW	EN	S	%
Tom Wilson	3	3	1	4	1	7	1	0	1	0	11	27.3
Aliaksei Protas	3	1	3	4	2	2	0	0	0	0	4	25.0
Alex Ovechkin	2	1	2	3	1	0	0	0	0	0	2	50.0
Dylan Strome	3	1	2	3	-1	2	1	0	0	0	5	20.0
Taylor Raddysh	3	0	3	3	1	0	0	0	0	0	2	0.0
Jakob Chychrun	2	1	1	2	-1	0	1	0	0	0	7	14.3
Pierre-Luc Dubois	3	1	1	2	0	4	0	0	0	0	5	20.0
Connor McMichael	3	1	1	2	-2	2	0	0	1	0	7	14.3
John Carlson	3	0	2	2	3	2	0	0	0	0	10	0.0
Trevor van Riemsdyk	3	0	2	2	0	0	0	0	0	0	3	0.0
Lars Eller	2	1	0	1	1	2	0	0	0	0	3	33.3
Jakub Vrana	1	1	0	1	1	0	0	0	0	0	2	50.0
Brandon Duhaime	3	1	0	1	1	2	0	0	0	0	7	14.3
Matt Roy	2	0	1	1	1	0	0	0	0	0	2	0.0
Ethen Frank	1	0	1	1	1	2	0	0	0	0	0	--
Nic Dowd	3	0	0	0	1	0	0	0	0	0	7	0.0
Dylan McIlrath	1	0	0	0	0	0	0	0	0	0	0	--
Michael Sgarbossa	1	0	0	0	1	0	0	0	0	0	0	--
Andrew Mangiapane	3	0	0	0	-1	0	0	0	0	0	1	0.0
Martin Fehervary	3	0	0	0	3	0	0	0	0	0	1	0.0
Alex Alexeyev	1	0	0	0	2	0	0	0	0	0	1	0.0
Rasmus Sandin	3	0	0	0	-2	0	0	0	0	0	3	0.0
Hendrix Lapierre	1	0	0	0	0	0	0	0	0	0	0	--
Ivan Miroshnichenko	1	0	0	0	-1	0	0	0	0	0	3	0.0

CANADIENS	GP	G	A	P	+/-	PIM	PP	SH	GW	EN	S	%
Cole Caufield	3	3	2	5	3	0	1	0	0	0	13	23.1
Nick Suzuki	3	2	2	4	3	0	0	0	1	0	8	25.0
Lane Hutson	3	0	4	4	1	2	0	0	0	0	2	0.0
Brendan Gallagher	3	1	0	1	-2	0	0	0	0	0	4	25.0
Josh Anderson	3	1	0	1	-3	11	0	1	0	0	3	33.3
Alex Newhook	3	1	0	1	0	0	0	0	0	0	6	16.7
David Savard	2	0	1	1	1	0	0	0	0	0	0	--
Christian Dvorak	3	0	1	1	0	0	0	0	0	0	0	--
Kaiden Guhle	3	0	1	1	-2	2	0	0	0	0	2	0.0
Juraj Slafkovský	3	0	1	1	1	2	0	0	0	0	5	0.0
Joel Armia	3	0	0	0	-2	0	0	0	0	0	5	0.0
Mike Matheson	3	0	0	0	-1	2	0	0	0	0	6	0.0
Jake Evans	3	0	0	0	-3	0	0	0	0	0	1	0.0
Alexandre Carrier	1	0	0	0	1	0	0	0	0	0	2	0.0
Patrik Laine	1	0	0	0	0	0	0	0	0	0	4	0.0
Michael Pezzetta	1	0	0	0	-1	2	0	0	0	0	0	--
Kirby Dach	3	0	0	0	-1	4	0	0	0	0	2	0.0
Jayden Struble	3	0	0	0	-2	4	0	0	0	0	3	0.0
Justin Barron	1	0	0	0	-2	0	0	0	0	0	0	--
Emil Heineman	3	0	0	0	-2	0	0	0	0	0	2	0.0
Oliver Kapanen	1	0	0	0	-1	0	0	0	0	0	0	--
Arber Xhekaj	2	0	0	0	-1	0	0	0	0	0	1	0.0

GOALTENDER	GP	MIN	GA	GAA	SO	W	L	OT	SA	SV%
Logan Thompson	2	99	5	3.04	0	1	0	1	45	.889
Charlie Lindgren	2	82	3	2.19	0	1	0	0	24	.875

GOALTENDER	GP	MIN	GA	GAA	SO	W	L	OT	SA	SV%
Jakub Dobes	1	61	2	1.96	0	1	0	0	17	.882
Sam Montembeault	1	58	4	4.17	0	0	1	0	35	.886
Cayden Primeau	1	60	6	6.00	0	0	1	0	34	.824

POWER PLAY/PENALTY

POWER PLAY: 3 - 12 (25%)

PENALTY KILLING: 10 - 11 (90.9%)

POWER PLAY/PENALTY

POWER PLAY: 1 - 11 (9.1%)

PENALTY KILLING: 9 - 12 (75%)

New Jersey Devils



CLUB INFORMATION

Founded . . . 1974-75 (Kansas City), 1976-77 (Colorado), 1982-83 (N.J.)
 Home Arena . . . Prudential Center (16,514)
 Stanley Cups . . . 3 (most recent, 2003)
 President . . . Jake Reynolds
 Executive V.P./General Manager . . . Tom Fitzgerald
 Head Coach . . . Sheldon Keefe
 Assistant Coaches . . . Sergei Brylin, Ryan McGill, Chris Taylor, Jeremy Colliton
 S.V.P., Communications & Team Operations . . . Pete Albietz
 2024-25 Record . . . 42-33-7 (91 points)
 2024-25 Finish . . . 3rd, Metropolitan Division
 2023-24 Playoffs . . . DNP

SERIES INFORMATION

	Overall	at Washington	at New Jersey
All-Time Series (W-L-T-OT)	WSH leads, 129-81-13-18	WSH leads, 72-33-6-11	WSH leads, 57-48-7-7
Current Streak	1 WSH win (11/30/24)	2 NJD wins (10/12/24-11/23/24)	4 WSH wins (10/25/23-11/30/24)
Last Washington Win	11/30/24 (6-5)	2/20/24 (6-2)	11/30/24 (6-5)
Last New Jersey Win	11/23/24 (2-3)	11/23/24 (2-3)	11/26/22 (1-5)
Last Tie	1/1/04 (2-2)	1/1/04 (2-2)	2/25/95 (3-3)
Last Overtime Game	10/19/24 (W, 6-5)	4/13/23 (L, 4-5)	10/19/24 (W, 6-5)
Overtime Record	9-13-15	3-6-8	6-7-7
Last 10 Games (W-L-OT)	5-3-2	4-3-3	9-1-0
Longest Unbeaten Streak	17 (11/8/82-12/4/84)	24 (3/18/80-3/1/88)	8 (two times)
Longest Winning Streak	9 (2/21/90-10/21/21)	14 (3/28/84-3/1/88)	7 (12/6/14-10/13/17)
Longest Winless Streak	10 (2/15/95-11/12/96)	4 (three times)	7 (12/28/02-12/29/06)
Longest Losing Streak	7 (4/12/95-11/12/96)	4 (two times)	5 (1/24/90-2/25/91)
Washington Shutouts (Last)	17 (3/26/21)	10 (3/26/21)	7 (3/25/16)
New Jersey Shutouts (Last)	11 (10/11/18)	5 (11/14/14)	6 (10/11/18)
Last Washington Hat Trick	A. Ovechkin (1/16/20)	A. Ovechkin (1/16/20)	None
Last New Jersey Hat Trick	J. Hughes (11/26/22)	Z. Parise (3/2/12)	J. Hughes (11/26/22)
Most Washington Goals	9 (four times)	9 (three times)	9 (2/15/79)
Most New Jersey Goals	8 (10/28/77)	6 (seven times)	8 (10/28/77)

ALL-TIME SERIES HISTORY

Season	GP	W	L	T	OT	P	GF	GA
1974-75	4	1	3	0	--	2	11	15
1975-76	4	1	2	1	--	3	14	16
1976-77	4	3	1	0	--	6	11	5
1977-78	4	2	1	1	--	5	15	18
1978-79	4	3	1	0	--	6	24	9
1979-80	4	1	1	2	--	4	9	8
1980-81	4	3	0	1	--	7	19	15
1981-82	3	1	2	0	--	2	14	12
1982-83	7	6	0	1	--	13	29	18
1983-84	7	5	0	2	--	12	26	13
1984-85	7	4	2	1	--	9	25	17
1985-86	7	6	1	0	--	12	32	20
1986-87	7	6	1	0	--	12	31	20
1987-88	7	5	2	0	--	10	28	22
1988-89	7	3	4	0	--	6	30	35
1989-90	7	4	3	0	--	8	27	25
1990-91	7	4	3	0	--	8	22	17
1991-92	7	5	2	0	--	10	29	25
1992-93	7	2	5	0	--	4	25	25
1993-94	5	2	3	0	--	4	15	18
1994-95	4	0	3	1	--	1	6	11
1995-96	5	0	5	0	--	0	5	14
1996-97	6	2	3	1	--	5	15	13
1997-98	5	2	2	1	--	5	10	8
1998-99	5	2	3	0	--	4	8	12
1999-00	4	3	1	0	0	6	15	11
2000-01	4	2	2	0	0	4	14	14
2001-02	4	2	1	0	1	5	13	9
2002-03	4	1	1	0	2	4	6	10
2003-04	4	1	1	1	1	4	6	8
2005-06	4	0	3	--	1	1	10	17
2006-07	4	1	3	--	0	2	10	13
2007-08	4	2	1	--	1	5	10	7
2008-09	4	2	0	--	2	6	16	11
2009-10	4	1	2	--	1	3	10	11
2010-11	4	3	1	--	0	6	15	8
2011-12	4	1	1	--	2	4	8	11
2012-13	3	1	1	--	1	3	9	7
2013-14	4	1	2	--	1	3	9	9
2014-15	5	4	1	--	0	8	17	6
2015-16	4	4	0	--	0	8	12	8
2016-17	4	3	0	--	1	7	13	5
2017-18	4	3	0	--	1	7	18	11
2018-19	4	3	1	--	0	6	13	10
2019-20	4	2	2	--	0	4	14	13
2020-21	8	8	0	--	0	16	32	19
2021-22	3	2	0	--	1	5	11	8
2022-23	4	1	1	--	2	4	13	15
2023-24	4	3	1	--	0	6	19	14
2024-25	4	2	2	--	0	4	17	18
Total	241	129	81	13	18	289	810	684

HOME

GP	W	L	T	OT	P	GF	GA
2	1	1	0	--	2	7	5
2	0	1	1	--	1	7	9
2	2	0	0	--	4	8	1
2	1	0	1	--	3	10	7
2	1	1	0	--	2	11	5
2	1	1	0	--	2	5	4
2	2	0	0	--	4	12	9
1	1	0	0	--	2	7	1
4	4	0	0	--	8	16	8
3	2	0	1	--	5	17	9
4	4	0	0	--	8	18	7
3	3	0	0	--	6	18	9
4	4	0	0	--	8	15	8
3	2	1	0	--	4	13	11
4	2	2	0	--	4	22	21
3	2	1	0	--	4	16	14
4	4	0	0	--	8	17	5
3	2	1	0	--	4	11	12
4	1	3	0	--	2	17	16
3	1	2	0	--	2	7	12
2	0	2	0	--	0	1	4
2	0	2	0	--	0	3	5
3	1	1	1	--	3	6	6
3	2	0	1	--	5	7	2
2	0	2	0	--	0	2	7
2	2	0	0	0	4	8	4
2	1	1	0	0	2	9	8
2	1	0	0	1	3	9	5
2	1	1	0	0	2	4	6
2	1	0	1	0	3	5	3
2	0	1	--	1	1	6	7
2	0	2	--	0	0	3	7
2	1	0	--	1	3	4	4
2	1	0	--	1	3	6	4
2	1	0	--	1	3	6	3
2	2	0	--	0	4	12	3
2	0	1	--	1	1	2	7
2	1	1	--	0	2	7	4
2	1	0	--	1	3	7	5
3	2	1	--	0	4	9	5
2	2	0	--	0	4	9	6
2	1	0	--	1	3	2	1
2	2	0	--	0	4	10	5
2	2	0	--	0	4	9	3
2	1	1	--	0	2	6	7
4	4	0	--	0	8	17	10
2	1	0	--	1	3	7	7
2	0	0	--	2	2	6	7
2	1	1	--	0	2	9	8
2	0	2	--	0	0	5	8
122	72	33	6	11	161	450	334

AWAY

GP	W	L	T	OT	P	GF	GA
2	0	2	0	--	0	4	10
2	1	1	0	--	2	7	7
2	1	1	0	--	2	3	4
2	1	1	0	--	2	5	11
2	2	0	0	--	4	13	4
2	0	0	2	--	2	4	4
2	1	0	1	--	3	7	6
2	0	2	0	--	0	7	11
3	2	0	1	--	5	13	10
4	3	0	1	--	7	9	4
3	0	2	1	--	1	7	10
4	3	1	0	--	6	14	11
3	2	1	0	--	4	16	12
4	3	1	0	--	6	15	11
3	1	2	0	--	2	8	14
4	2	2	0	--	4	11	11
3	0	3	0	--	0	5	12
4	3	1	0	--	6	18	13
3	1	2	0	--	2	8	9
2	1	1	0	--	2	8	6
2	0	1	1	--	1	5	7
3	0	3	0	--	0	2	9
3	1	2	0	--	2	9	7
2	0	2	0	--	0	3	6
3	2	1	0	--	4	6	5
2	1	1	0	0	2	7	7
2	1	1	0	0	2	5	6
2	1	1	0	0	2	4	4
2	0	0	0	2	2	2	4
2	0	1	0	1	1	1	5
2	0	2	--	0	0	4	10
2	1	1	--	0	2	7	6
2	1	1	--	0	2	6	3
2	1	0	--	1	3	10	7
2	0	2	--	0	0	4	8
2	1	1	--	0	2	3	5
2	1	0	--	1	3	6	4
1	0	0	--	1	1	2	3
2	0	2	--	0	0	2	4
2	2	0	--	0	4	8	1
2	2	0	--	0	4	3	2
2	2	0	--	0	4	11	4
2	1	0	--	1	3	8	6
2	1	1	--	0	2	4	7
2	1	1	--	0	2	8	6
4	4	0	--	0	8	15	9
1	1	0	--	0	2	4	1
2	1	1	--	0	2	7	8
2	2	0	--	0	4	10	6
2	2	0	--	0	4	12	10
119	57	48	7	7	128	360	350

Prudential Center, 25 Lafayette Street, Newark, NJ 07102, 973.757.6100, Fax: 973.757.6399, @NJDevils

2024-25 WASHINGTON CAPITALS vs. NEW JERSEY DEVILS

CAPITALS LOST SEASON SERIES,
2-2-0 • NEW JERSEY 2-1-1

2024-25 Meetings

Oct. 12 at Washington, L, 3-5
Oct. 19 at New Jersey, W, 6-5 (OT)
Nov. 23 at Washington, L, 2-3
Nov. 30 at New Jersey, W, 6-5

Washington	Devils	Capitals	Attend	Goaltenders	W. Goal
OCT. 12, 2024	5	3	18,573	JACOB MARKSTROM / CHARLIE LINDGREN	PAUL COTTER
NOV. 23, 2024	3	2	18,573	JAKE ALLEN / CHARLIE LINDGREN	DOUGIE HAMILTON

New Jersey	Devils	Capitals	Attend	Goaltenders	W. Goal
OCT. 19, 2024	5	6	16,514	LOGAN THOMPSON / JACOB MARKSTROM	TOM WILSON
NOV. 30, 2024	5	6	16,514	CHARLIE LINDGREN / JAKE ALLEN	PIERRE-LUC DUBOIS

CAPITALS	GP	G	A	P	+/-	PIM	PP	SH	GW	EN	S	%
John Carlson	4	1	5	6	-1	0	1	0	0	0	13	7.7
Connor McMichael	4	3	2	5	0	2	2	0	0	0	9	33.3
Dylan Strome	4	2	3	5	1	0	0	0	0	0	9	22.2
Tom Wilson	4	3	1	4	0	6	0	0	1	0	13	23.1
Jakob Chychrun	4	1	2	3	-1	6	1	0	0	0	11	9.1
Pierre-Luc Dubois	4	1	2	3	1	4	0	0	1	0	6	16.7
Rasmus Sandin	4	1	2	3	4	4	1	0	0	0	4	25.0
Andrew Mangiapane	4	2	0	2	2	0	0	0	0	0	11	18.2
Alex Ovechkin	2	1	1	2	0	0	0	0	0	0	5	20.0
Taylor Raddysh	4	1	1	2	0	2	0	0	0	0	4	25.0
Trevor van Riemsdyk	4	0	2	2	1	0	0	0	0	0	10	0.0
Aliaksei Protas	4	0	2	2	-2	0	0	0	0	0	4	0.0
Hendrix Lapierre	4	0	2	2	-2	0	0	0	0	0	0	--
Matt Roy	3	1	0	1	1	0	0	0	0	0	7	14.3
Lars Eller	2	0	1	1	0	2	0	0	0	0	0	--
Martin Fehervary	4	0	1	1	-4	0	0	0	0	0	3	0.0
Ivan Miroshnichenko	2	0	1	1	-1	0	0	0	0	0	1	0.0
Nic Dowd	4	0	0	0	-1	10	0	0	0	0	6	0.0
Dylan McIlrath	1	0	0	0	-2	0	0	0	0	0	2	0.0
Jakub Vrana	1	0	0	0	0	0	0	0	0	0	2	0.0
Sonny Milano	1	0	0	0	-3	0	0	0	0	0	1	0.0
Brandon Duhaime	4	0	0	0	-1	10	0	0	0	0	5	0.0

DEVILS	GP	G	A	P	+/-	PIM	PP	SH	GW	EN	S	%
Stefan Noesen	4	2	5	7	2	7	2	0	0	0	6	33.3
Nico Hischier	4	3	3	6	2	2	0	0	0	0	13	23.1
Timo Meier	4	0	6	6	2	2	0	0	0	0	10	0.0
Tomas Tatar	3	2	3	5	3	0	1	0	0	0	7	28.6
Erik Haula	4	1	4	5	0	2	0	0	0	0	6	16.7
Jesper Bratt	4	1	4	5	-1	4	0	0	0	0	9	11.1
Jack Hughes	4	0	3	3	-1	0	0	0	0	0	13	0.0
Dougie Hamilton	4	2	0	2	2	0	2	0	1	0	18	11.1
Paul Cotter	4	2	0	2	-1	8	0	0	1	0	6	33.3
Dawson Mercer	4	2	0	2	0	4	0	0	0	1	4	50.0
Luke Hughes	2	0	2	2	0	2	0	0	0	0	3	0.0
Justin Dowling	2	1	0	1	2	0	0	0	0	0	2	50.0
Brenden Dillon	4	1	0	1	4	0	0	0	0	0	6	16.7
Seamus Casey	2	1	0	1	1	0	0	0	0	0	1	100.0
Ondrej Palat	4	0	1	1	-1	0	0	0	0	0	3	0.0
Brett Pesce	2	0	1	1	0	0	0	0	0	0	2	0.0
Kurtis MacDermid	1	0	0	0	1	0	0	0	0	0	0	--
Curtis Lazar	2	0	0	0	-2	2	0	0	0	0	1	0.0
Jonas Siegenthaler	4	0	0	0	-1	2	0	0	0	0	2	0.0
Nathan Bastian	2	0	0	0	-2	0	0	0	0	0	4	0.0
Shane Bowers	1	0	0	0	1	0	0	0	0	0	0	--
Johnathan Kovacevic	4	0	0	0	-3	7	0	0	0	0	4	0.0
Nolan Foote	1	0	0	0	-1	0	0	0	0	0	0	--
Simon Nemec	2	0	0	0	0	0	0	0	0	0	4	0.0

GOALTENDER	GP	MIN	GA	GAA	SO	W	L	OT	SA	SV%
Charlie Lindgren	3	176	12	4.09	0	1	2	0	92	.870
Logan Thompson	1	64	5	4.71	0	1	0	0	31	.839

GOALTENDER	GP	MIN	GA	GAA	SO	W	L	OT	SA	SV%
Jake Allen	2	117	8	4.12	0	1	1	0	57	.877
Jacob Markstrom	2	124	9	4.37	0	1	0	1	69	.870

POWER PLAY/PENALTY

POWER PLAY: 5 - 12 (41.7%)

PENALTY KILLING: 9 - 14 (64.3%)

POWER PLAY/PENALTY

POWER PLAY: 5 - 14 (35.7%)

PENALTY KILLING: 7 - 12 (58.3%)

Ottawa Senators



CLUB INFORMATION

Founded 1992-93
 Home Arena Canadian Tire Centre (18,652)
 Stanley Cups None
 President of Hockey Operations & GM Steve Staios
 Head Coach Travis Green
 Assistant Coaches... Daniel Alfredsson, Nolan Baumgartner, Ben Sexton, Mike Yeo
 Vice President, Communications Ian Mendes
 2024-25 Record 45-30-7 (97 points)
 2024-25 Finish 4th, Atlantic Division
 2023-24 Playoffs DNQ

SERIES INFORMATION

	Overall	at Washington	at Ottawa
All-Time Series (W-L-T-OT)	WSH leads, 58-39-5-8	WSH leads, 33-14-4-4	Series tied, 25-25-1-4
Current Streak	1 WSH win (3/3/25)	1 WSH win (3/3/25)	1 OTT win (1/30/25)
Last Washington Win	3/3/25 (5-4 SO)	3/3/25 (5-4 SO)	1/16/25 (1-0 OT)
Last Ottawa Win	1/30/25 (4-5 OT)	4/7/24 (2-3 OT)	1/30/25 (4-5 OT)
Last Tie	2/17/04 (1-1)	2/17/04 (1-1)	2/23/95 (5-5)
Last Overtime Game	3/3/25 (W, 5-4 SO)	3/3/25 (W, 5-4 SO)	1/30/25 (L, 4-5 OT)
Overtime Record	8-6-6	5-3-4	3-4-1
Last 10 Games (W-L-OT)	5-3-2	7-1-2	7-3-0
Longest Unbeaten Streak	10 (10/5/17-1/22/22)	13 (11/6/06-4/25/13)	5 (10/5/17-10/25/21)
Longest Winning Streak	10 (10/5/17-1/22/22)	9 (12/22/14-1/22/22)	5 (10/5/17-10/25/21)
Longest Winless Streak	8 (4/3/03-3/12/06)	8 (11/13/01-3/12/04)	4 (three times)
Longest Losing Streak	6 (11/27/96-12/27/97)	3 (three times)	4 (two times)
Washington Shutouts (Last)	8 (1/16/25)	4 (4/5/02)	4 (1/16/25)
Ottawa Shutouts (Last)	8 (1/24/17)	3 (1/21/14)	5 (1/24/17)
Last Washington Hat Trick	T. Oshie (10/25/21)	A. Ovechkin (2/1/09)	T. Oshie (10/25/21)
Last Ottawa Hat Trick	D. Batherson (10/25/21)	D. Alfredsson (11/13/01)	D. Batherson (10/25/21)
Most Washington Goals	11 (12/17/93)	11 (12/17/93)	8 (two times)
Most Ottawa Goals	11 (11/13/01)	11 (11/13/01)	7 (3/2/06)

ALL-TIME SERIES HISTORY

Season	GP	W	L	T	OT	P	GF	GA
1992-93	4	4	0	0	--	8	21	13
1993-94	4	3	1	0	--	6	30	13
1994-95	3	1	0	2	--	4	8	7
1995-96	4	4	0	0	--	8	19	6
1996-97	4	0	4	0	--	0	3	17
1997-98	4	1	3	0	--	2	5	10
1998-99	4	1	3	0	--	2	13	15
1999-00	4	3	1	0	0	6	9	9
2000-01	4	2	1	1	0	5	16	12
2001-02	4	1	2	1	0	3	9	17
2002-03	4	1	3	0	0	2	8	18
2003-04	4	0	3	1	0	1	5	15
2005-06	4	1	3	--	0	2	5	15
2006-07	4	2	2	--	0	4	14	13
2007-08	4	4	0	--	0	8	22	12
2008-09	4	2	1	--	1	5	15	10
2009-10	4	1	1	--	2	4	17	17
2010-11	4	3	1	--	0	6	9	7
2011-12	4	3	1	--	0	6	12	11
2012-13	3	0	2	--	1	1	4	8
2013-14	3	0	3	--	0	0	5	11
2014-15	3	2	0	--	1	5	7	6
2015-16	3	3	0	--	0	6	13	4
2016-17	3	2	1	--	0	4	3	4
2017-18	3	3	0	--	0	6	12	8
2018-19	3	3	0	--	0	6	14	4
2019-20	2	2	0	--	0	4	11	4
2020-21	Teams did not meet in 2020-21							
2021-22	3	2	1	--	0	4	11	11
2022-23	3	1	1	--	1	3	8	11
2023-24	3	1	1	--	1	3	9	12
2024-25	3	2	0	--	1	5	9	9
Totals	110	58	39	5	8	129	346	329

HOME

GP	W	L	T	OT	P	GF	GA
2	2	0	0	--	4	11	5
2	2	0	0	--	4	19	6
2	1	0	1	--	3	3	2
2	2	0	0	--	4	11	1
2	0	2	0	--	0	2	8
2	1	1	0	--	2	4	3
2	0	2	0	--	0	4	8
2	2	0	0	0	4	5	2
2	1	0	1	0	3	7	6
2	0	1	1	0	1	5	11
2	0	2	0	0	0	3	11
2	0	1	1	0	1	2	5
2	0	2	--	0	0	3	8
2	2	0	--	0	4	10	5
2	2	0	--	0	4	10	5
2	2	0	--	0	4	12	5
2	1	0	--	1	3	9	7
2	2	0	--	0	4	6	3
2	2	0	--	0	4	5	3
1	0	0	--	1	1	1	2
2	0	2	--	0	0	4	8
1	1	0	--	0	2	2	1
2	2	0	--	0	4	9	2
1	1	0	--	0	2	2	1
2	2	0	--	0	4	8	4
1	1	0	--	0	2	7	2
1	1	0	--	0	2	6	1
2	1	1	--	0	2	4	6
1	0	0	--	1	1	3	4
2	1	0	--	1	3	8	6
1	1	0	--	0	2	4	4
55	33	14	4	4	74	189	145

AWAY

GP	W	L	T	OT	P	GF	GA
2	2	0	0	--	4	10	8
2	1	1	0	--	2	11	7
1	0	0	1	--	1	5	5
2	2	0	0	--	4	8	5
2	0	2	0	--	0	1	9
2	0	2	0	--	0	1	7
2	1	1	0	--	2	9	7
2	1	1	0	0	2	4	7
2	1	1	0	0	2	9	6
2	1	1	0	0	2	4	6
2	1	1	0	0	2	5	7
2	0	2	0	0	0	3	10
2	1	1	--	0	2	2	7
2	0	2	--	0	0	4	8
2	2	0	--	0	4	12	7
2	0	1	--	1	1	3	5
2	0	1	--	1	1	8	10
2	1	1	--	0	2	3	4
2	1	1	--	0	2	7	8
2	0	2	--	0	0	3	6
1	0	1	--	0	0	1	3
2	1	0	--	1	3	5	5
1	1	0	--	0	2	4	2
2	1	1	--	0	2	1	3
1	1	0	--	0	2	4	4
2	2	0	--	0	4	7	2
1	1	0	--	0	2	5	3
1	1	0	--	0	2	7	5
2	1	1	--	0	2	5	7
1	0	1	--	0	0	1	6
2	1	0	--	1	3	5	5
55	25	25	1	4	55	157	184

2024-25 WASHINGTON CAPITALS vs. OTTAWA SENATORS

CAPITALS WON SEASON SERIES,
2-0-1 • OTTAWA 1-0-2

2024-25 Meetings

Jan. 16 at Ottawa, W, 1-0 (OT)

Jan. 30 at Ottawa, L, 4-5 (OT)

March 3 at Washington, W, 5-4 (SO)

Washington	Senators	Capitals	Attend	Goaltenders	W. Goal
March 3, 2025	4	5	18,573	LOGAN THOMPSON / LINUS ULLMARK	DYLAN STROME (GDG)

Ottawa	Senators	Capitals	Attend	Goaltenders	W. Goal
Jan. 16, 2025	0	1	17,242	LOGAN THOMPSON / LEEVI MERILAINEN	ALEX OVECHKIN
Jan. 30, 2025	5	4	18,792	ANTON FORSBERG / CHARLIE LINDGREN	THOMAS CHABOT

CAPITALS	GP	G	A	P	+/-	PIM	PP	SH	GW	EN	S	%
Alex Ovechkin	3	2	2	4	0	2	1	0	1	0	15	13.3
Connor McMichael	3	2	2	4	3	0	0	0	0	0	11	18.2
Pierre-Luc Dubois	3	1	3	4	3	2	0	0	0	0	6	16.7
Dylan Strome	3	2	1	3	-1	4	1	0	0	0	7	28.6
Tom Wilson	3	1	2	3	3	11	1	0	0	0	5	20.0
Martin Fehervary	3	1	1	2	2	2	0	0	0	0	6	16.7
Rasmus Sandin	3	0	2	2	1	0	0	0	0	0	5	0.0
Aliaksei Protas	3	0	2	2	0	2	0	0	0	0	8	0.0
John Carlson	3	0	1	1	1	0	0	0	0	0	6	0.0
Matt Roy	3	0	1	1	2	0	0	0	0	0	3	0.0
Lars Eller	3	0	0	0	-1	2	0	0	0	0	6	0.0
Nic Dowd	3	0	0	0	-1	2	0	0	0	0	2	0.0
Trevor van Riemsdyk	3	0	0	0	-1	0	0	0	0	0	2	0.0
Andrew Mangiapane	3	0	0	0	0	0	0	0	0	0	5	0.0
Jakob Chychrun	3	0	0	0	0	0	0	0	0	0	7	0.0
Taylor Raddysh	3	0	0	0	-1	6	0	0	0	0	2	0.0
Brandon Duhaime	3	0	0	0	-1	0	0	0	0	0	5	0.0
Ethen Frank	3	0	0	0	0	0	0	0	0	0	1	0.0

SENATORS	GP	G	A	P	+/-	PIM	PP	SH	GW	EN	S	%
Jake Sanderson	3	1	4	5	-1	0	1	0	0	0	5	20.0
Shane Pinto	3	3	1	4	2	0	0	1	0	0	5	60.0
Claude Giroux	3	1	2	3	-2	2	1	0	0	0	9	11.1
Thomas Chabot	2	1	2	3	0	0	0	0	1	0	7	14.3
Joshua Norris	3	1	2	3	2	2	0	1	0	0	4	25.0
Tim Stützle	3	0	3	3	-2	0	0	0	0	0	8	0.0
Brady Tkachuk	3	1	0	1	-1	7	1	0	0	0	11	9.1
Ridly Greig	3	1	0	1	1	6	1	0	0	0	9	11.1
David Perron	2	0	1	1	-1	2	0	0	0	0	4	0.0
Michael Amadio	3	0	1	1	-1	0	0	0	0	0	2	0.0
Travis Hamonic	2	0	0	0	0	2	0	0	0	0	4	0.0
Nick Jensen	2	0	0	0	-1	2	0	0	0	0	2	0.0
Nick Cousins	1	0	0	0	0	0	0	0	0	0	2	0.0
Matthew Highmore	3	0	0	0	-1	2	0	0	0	0	0	--
Adam Gaudette	3	0	0	0	0	0	0	0	0	0	2	0.0
Noah Gregor	1	0	0	0	-1	0	0	0	0	0	1	0.0
Drake Batherson	3	0	0	0	-1	2	0	0	0	0	5	0.0
Tyler Kleven	2	0	0	0	0	0	0	0	0	0	5	0.0
Donovan Sebrango	1	0	0	0	0	0	0	0	0	0	0	--
Artem Zub	3	0	0	0	-1	0	0	0	0	0	5	0.0
Zack Ostapchuk	2	0	0	0	0	0	0	0	0	0	1	0.0
Nikolas Matinpalo	3	0	0	0	-1	0	0	0	0	0	4	0.0

GOALTENDER	GP	MIN	GA	GAA	SO	W	L	OT	SA	SV%
Logan Thompson	2	128	4	1.88	1	2	0	0	61	.934
Charlie Lindgren	1	62	5	4.88	0	0	0	1	34	.853

GOALTENDER	GP	MIN	GA	GAA	SO	W	L	OT	SA	SV%
Anton Forsberg	1	62	4	3.89	0	1	0	0	35	.886
Leevi Meriläinen	1	63	1	0.95	0	0	0	1	26	.962
Linus Ullmark	1	64	4	3.77	0	0	0	1	41	.902

POWER PLAY/PENALTY

POWER PLAY: 3 - 11 (27.3%)

PENALTY KILLING: 11 - 15 (73.3%)

POWER PLAY/PENALTY

POWER PLAY: 4 - 15 (26.7%)

PENALTY KILLING: 8 - 11 (72.7%)

St. Louis Blues



CLUB INFORMATION

Founded 1967-68
Home Arena Enterprise Center (18,096)
Stanley Cups 1 (2019)
President of Hockey Operations/GM/Alt. Gov. Doug Armstrong
Head Coach Jim Montgomery
Associate Coach Steve Ott
Assistant Coaches Claude Julien, Mike Weber
Vice President, Chief Communications Officer Roger Hacker
2024-25 Record 44-30-8 (96 points)
2024-25 Finish 5th, Central Division
2023-24 Playoffs DNQ

SERIES INFORMATION

	Overall	at Washington	at St. Louis
All-Time Series (W-L-T-OT)	Series tied, 47-47-12-2	WSH leads, 27-22-4-0	WSH trails, 20-25-8-2
Current Streak	1 STL win (2/27/25)	1 STL win (2/27/25)	1 WSH win (11/9/24)
Last Washington Win	11/9/24 (8-1)	1/18/24 (5-2)	11/9/24 (8-1)
Last St. Louis Win	2/27/25 (2-5)	2/27/25 (2-5)	1/20/24 (0-3)
Last Tie	1/1/00 (1-1)	1/1/00 (1-1)	12/20/90 (3-3)
Last Overtime Game	11/17/22 (L, 4-5 SO)	1/7/18 (W, 4-3 OT)	11/17/22 (L, 4-5 SO)
Overtime Record	3-0-10	2-0-4	1-0-6
Last 10 Games (W-L-OT)	3-6-1	4-6-0	5-4-1
Longest Unbeaten Streak	10 (3/25/84 - 12/20/87)	6 (3/17/92 - 12/29/97)	8 (10/30/82-3/14/87)
Longest Winning Streak	9 (3/17/92 - 3/25/97)	6 (3/17/92 - 12/29/97)	4 (2/11/93-10/26/96)
Longest Winless Streak	9 (11/28/98-10/18/03)	4 (two times)	8 (10/25/97-2/13/10)
Longest Losing Streak	8 (12/7/74 - 2/13/76)	4 (12/8/74-2/13/76)	7 (10/25/97-10/27/07)
Washington Shutouts (Last)	None	None	None
St. Louis Shutouts (Last)	5 (1/20/24)	2 (3/26/16)	3 (1/20/24)
Last Washington Hat Trick	T. Oshie (1/18/24)	T. Oshie (1/18/24)	A. Ovechkin (4/9/16)
Last St. Louis Hat Trick	B. Hull (2/27/92)	None	B. Hull (2/27/92)
Most Washington Goals	10 (2/11/93)	9 (2/25/82)	10 (2/11/93)
Most St. Louis Goals	9 (11/15/75)	7 (2/23/75)	9 (11/15/75)

ALL-TIME SERIES HISTORY

Season	GP	W	L	T	OT	P	GF	GA
1974-75	4	0	4	0	--	0	6	25
1975-76	4	0	4	0	--	0	7	20
1976-77	4	3	1	0	--	6	14	10
1977-78	4	1	1	2	--	4	9	9
1978-79	4	2	2	0	--	4	14	16
1979-80	4	2	2	0	--	4	14	18
1980-81	4	0	2	2	--	2	12	16
1981-82	3	2	1	0	--	4	21	12
1982-83	3	1	1	1	--	3	12	12
1983-84	3	2	1	0	--	4	12	8
1984-85	3	2	0	1	--	5	14	10
1985-86	3	3	0	0	--	6	14	9
1986-87	3	2	0	1	--	5	14	10
1987-88	3	0	2	1	--	1	5	9
1988-89	3	2	0	1	--	5	13	10
1989-90	3	0	2	1	--	1	2	6
1990-91	3	0	2	1	--	1	7	12
1991-92	3	2	1	0	--	4	15	12
1992-93	2	2	0	0	--	4	15	8
1993-94	2	2	0	0	--	4	9	5
1994-95	Teams did not meet in 1994-95							
1995-96	2	2	0	0	--	4	7	2
1996-97	2	2	0	0	--	4	9	6
1997-98	2	1	1	0	--	2	6	7
1998-99	2	0	2	0	--	0	4	8
1999-00	2	0	1	1	0	1	2	3
2000-01	1	0	1	0	0	0	0	2
2001-02	2	0	2	0	0	0	2	8
2002-03	1	0	1	0	0	0	3	5
2003-04	1	0	1	0	0	0	1	4
2005-06	1	1	0	--	0	2	4	4
2006-07	Teams did not meet in 2006-07							
2007-08	1	0	1	--	0	0	3	4
2008-09	1	1	0	--	0	2	4	2
2009-10	1	0	0	--	1	1	3	3
2010-11	2	2	0	--	0	4	7	3
2011-12	1	0	1	--	0	0	1	2
2012-13	Teams did not meet in 2012-13							
2013-14	2	2	0	--	0	4	8	2
2014-15	2	0	2	--	0	0	4	8
2015-16	2	1	1	--	0	2	5	5
2016-17	2	2	0	--	0	4	11	6
2017-18	2	2	0	--	0	4	8	5
2018-19	2	0	2	--	0	0	3	9
2019-20	1	1	0	--	0	2	3	2
2020-21	Teams did not meet in 2020-21							
2021-22	2	0	2	--	0	0	3	10
2022-23	2	0	1	--	1	1	6	9
2023-24	2	1	1	--	0	2	5	5
2024-25	2	1	1	--	0	2	10	6
Totals	108	47	47	12	2	108	351	367

HOME

GP	W	L	T	OT	P	GF	GA
2	0	2	0	--	0	3	10
2	0	2	0	--	0	3	7
2	2	0	0	--	4	8	4
2	1	1	0	--	2	4	4
2	1	1	0	--	2	8	8
2	2	0	0	--	4	11	7
2	0	1	1	--	1	5	6
2	2	0	0	--	4	17	5
1	0	1	0	--	0	3	4
2	1	1	0	--	2	8	6
1	1	0	0	--	2	7	5
2	2	0	0	--	4	9	5
1	1	0	0	--	2	5	3
2	0	1	1	--	1	4	6
1	1	0	0	--	2	4	3
2	0	1	1	--	1	2	5
1	0	1	0	--	0	1	2
1	1	0	0	--	2	6	4
1	1	0	0	--	2	5	2
1	1	0	0	--	2	5	2
1	1	0	0	--	2	4	1
1	1	0	0	--	2	3	2
1	1	0	0	--	2	4	2
1	0	1	0	--	0	2	4
1	0	0	1	0	1	1	1
0	0	0	0	0	0	0	0
1	0	1	0	0	0	1	4
1	0	1	0	0	0	3	5
0	0	0	0	0	0	0	0
1	1	0	--	0	2	4	4
0	0	0	--	0	0	0	0
1	1	0	--	0	2	4	2
0	0	0	--	0	0	0	0
1	1	0	--	0	2	3	2
1	0	1	--	0	0	1	2
1	1	0	--	0	2	4	1
1	0	1	--	0	0	3	4
1	0	1	--	0	0	0	4
1	1	0	--	0	2	4	3
1	1	0	--	0	2	4	3
1	0	1	--	0	0	1	4
0	0	0	--	0	0	0	0
1	0	1	--	0	0	2	5
1	0	1	--	0	0	2	5
1	1	0	--	0	2	5	2
1	0	1	--	0	0	2	5
53	27	22	4	0	58	175	163

AWAY

GP	W	L	T	OT	P	GF	GA
2	0	2	0	--	0	3	15
2	0	2	0	--	0	4	13
2	1	1	0	--	2	6	6
2	0	0	2	--	2	5	5
2	1	1	0	--	2	6	8
2	0	2	0	--	0	3	11
2	0	1	1	--	1	7	10
1	0	1	0	--	0	4	7
2	1	0	1	--	3	9	8
1	1	0	0	--	2	4	2
2	1	0	1	--	3	7	5
1	1	0	0	--	2	5	4
2	1	0	1	--	3	9	7
1	0	1	0	--	0	1	3
2	1	0	1	--	3	9	7
1	0	1	0	--	0	0	1
2	0	1	1	--	1	6	10
2	1	1	0	--	2	9	8
1	1	0	0	--	2	10	6
1	1	0	0	--	2	4	3
1	1	0	0	--	2	3	1
1	1	0	0	--	2	6	4
1	0	1	0	--	0	2	5
1	0	1	0	--	0	2	4
1	0	1	0	0	0	1	2
1	0	1	0	0	0	0	2
1	0	1	0	0	0	1	4
0	0	0	0	0	0	0	0
1	0	1	0	0	0	1	4
0	0	0	0	0	0	0	0
1	0	1	--	0	0	3	4
0	0	0	--	0	0	0	0
1	0	0	--	1	1	3	3
1	1	0	--	0	2	4	1
0	0	0	--	0	0	0	0
1	1	0	--	0	2	4	1
1	0	1	--	0	0	1	4
1	1	0	--	0	2	5	1
1	1	0	--	0	2	7	3
1	1	0	--	0	2	4	2
1	0	1	--	0	0	2	5
1	1	0	--	0	2	3	2
1	0	1	--	0	0	1	5
1	0	0	--	1	1	4	4
1	0	1	--	0	0	0	3
1	1	0	--	0	2	8	1
55	20	25	8	2	50	176	204

Enterprise Center, 1401 Clark Ave. at Brett Hull Way, St. Louis, MO 63103, 314.622.2500, Fax: 314.622.2582, @StLouisBlues

2024-25 WASHINGTON CAPITALS vs. ST. LOUIS BLUES

CAPITALS TIED SEASON SERIES,
1-1-0 • ST. LOUIS 1-1-02024-25 Meetings
Nov. 9 at St. Louis, W, 8-1
Feb. 27 at Washington, L, 2-5

Washington	Blues	Capitals	Attend	Goaltenders	W. Goal
FEB. 27, 2025	5	2	18,573	JOEL HOFER / CHARLIE LINDGREN	DYLAN HOLLOWAY

St. Louis	Blues	Capitals	Attend	Goaltenders	W. Goal
NOV. 9, 2024	1	8	18,096	LOGAN THOMPSON / JORDAN BINNINGTON	ALEX OVECHKIN

CAPITALS	GP	G	A	P	+/-	PIM	PP	SH	GW	EN	S	%
Connor McMichael	2	3	1	4	2	0	1	0	0	0	5	60.0
Dylan Strome	2	0	3	3	-3	0	0	0	0	0	4	0.0
Alex Ovechkin	2	2	0	2	-3	0	1	0	1	0	9	22.2
Michael Sgarbossa	1	1	1	2	1	2	0	0	0	0	1	100.0
Jakob Chychrun	2	1	1	2	2	2	0	0	0	0	2	50.0
Pierre-Luc Dubois	2	1	1	2	2	0	0	0	0	0	2	50.0
John Carlson	2	0	2	2	0	2	0	0	0	0	2	0.0
Tom Wilson	1	0	2	2	2	0	0	0	0	0	2	0.0
Andrew Mangiapane	2	0	2	2	2	2	0	0	0	0	1	0.0
Taylor Raddysh	2	0	2	2	2	0	0	0	0	0	1	0.0
Brandon Duhaime	2	1	0	1	1	0	0	0	0	0	4	25.0
Rasmus Sandin	2	1	0	1	0	0	0	0	0	0	3	33.3
Matt Roy	2	0	1	1	3	0	0	0	0	0	1	0.0
Martin Fehervary	2	0	1	1	-1	0	0	0	0	0	1	0.0
Aliaksei Protas	2	0	1	1	-2	0	0	0	0	0	2	0.0
Ethen Frank	1	0	1	1	1	0	0	0	0	0	0	--
Lars Eller	1	0	0	0	-1	0	0	0	0	0	0	--
Nic Dowd	2	0	0	0	0	2	0	0	0	0	2	0.0
Trevor van Riemsdyk	2	0	0	0	0	0	0	0	0	0	2	0.0
Jakub Vrana	2	0	0	0	1	0	0	0	0	0	1	0.0

BLUES	GP	G	A	P	+/-	PIM	PP	SH	GW	EN	S	%
Philip Broberg	1	2	0	2	2	0	0	0	0	0	2	100.0
Jake Neighbours	2	1	1	2	3	0	0	0	0	1	3	33.3
Brayden Schenn	2	0	2	2	1	0	0	0	0	0	2	0.0
Pavel Buchnevich	2	0	2	2	1	2	0	0	0	0	5	0.0
Colton Parayko	2	1	0	1	0	0	0	0	0	0	5	20.0
Scott Perunovich	1	1	0	1	1	0	0	0	0	0	1	100.0
Dylan Holloway	2	1	0	1	1	0	0	0	1	0	4	25.0
Ryan Suter	2	0	1	1	-3	4	0	0	0	0	0	--
Radek Faksa	2	0	1	1	-1	0	0	0	0	0	2	0.0
Mathieu Joseph	1	0	1	1	0	0	0	0	0	0	1	0.0
Jordan Kyrrou	2	0	1	1	-2	2	0	0	0	0	5	0.0
Robert Thomas	1	0	1	1	2	0	0	0	0	0	0	--
Matthew Kessel	1	0	1	1	1	0	0	0	0	0	0	--
Nick Leddy	1	0	0	0	1	0	0	0	0	0	0	--
Justin Faulk	2	0	0	0	-2	0	0	0	0	0	5	0.0
Cam Fowler	1	0	0	0	0	0	0	0	0	0	0	--
Brandon Saad	1	0	0	0	0	0	0	0	0	0	2	0.0
Oskar Sundqvist	2	0	0	0	-3	0	0	0	0	0	0	--
Nathan Walker	2	0	0	0	-3	0	0	0	0	0	1	0.0
Kasperii Kapanen	1	0	0	0	-2	0	0	0	0	0	1	0.0
P.O Joseph	1	0	0	0	-4	0	0	0	0	0	2	0.0
Alexey Toropchenko	2	0	0	0	-2	0	0	0	0	0	1	0.0
Zack Bolduc	2	0	0	0	-1	2	0	0	0	0	2	0.0

GOALTENDER	GP	MIN	GA	GAA	SO	W	L	OT	SA	SV%
Logan Thompson	1	60	1	1.00	0	1	0	0	25	.960
Charlie Lindgren	1	59	4	4.10	0	0	1	0	18	.778

GOALTENDER	GP	MIN	GA	GAA	SO	W	L	OT	SA	SV%
Joel Hofer	1	60	2	2.00	0	1	0	0	18	.889
Jordan Binnington	1	60	8	8.00	0	0	1	0	27	.704

POWER PLAY/PENALTY

POWER PLAY: 2 - 4 (50%)

PENALTY KILLING: 4 - 4 (100%)

POWER PLAY/PENALTY

POWER PLAY: 0 - 4 (0%)

PENALTY KILLING: 2 - 4 (50%)

Tampa Bay Lightning



CLUB INFORMATION

Founded 1992-93
 Home Arena Amalie Arena (19,092)
 Stanley Cups 3 (2004, 2020, 2021)
 Vice President & GM/Alternate Governor Julien BriseBois
 Head Coach Jon Cooper
 Assistant Coaches Jeff Blashill, Jeff Halpern, Rob Zettler
 Vice President of Communications & Content Brian Breseman
 2024-25 Record 47-27-8 (102 points)
 2024-25 Finish 2nd, Atlantic Division
 2023-24 Playoffs E. Conference First Round (def. by FLA, 4-1)

SERIES INFORMATION

	Overall	at Washington	at Tampa Bay
All-Time Series (W-L-T-OT)	WSH leads, 87-38-6-12	WSH leads, 48-13-4-7	WSH leads, 39-25-2-5
Current Streak	1 TBL win (3/1/25)	1 TBL win (3/1/25)	1 WSH win (11/27/24)
Last Washington Win	11/27/24 (5-4)	4/13/24 (4-2)	11/27/24 (5-4)
Last Tampa Bay Win	3/1/25 (1-3)	3/1/25 (1-3)	10/26/24 (0-3)
Last Tie	10/23/01 (1-1)	3/31/96 (1-1)	10/23/01 (1-1)
Last Overtime Game	12/23/23 (1-2 SO)	12/23/23 (1-2 SO)	10/9/17 (L, 3-4 OT)
Overtime Record	6-6-17	4-3-12	2-3-5
Last 10 Games (W-L-OT)	5-4-1	5-2-3	4-5-1
Longest Unbeaten Streak	12 (12/15/07-12/7/09)	15 (11/11/10-11/24/17)	7 (12/15/07-12/7/09)
Longest Winning Streak	12 (12/15/07-12/7/09)	11 (2/3/99-12/23/02)	7 (12/15/07-12/7/09)
Longest Winless Streak	4 (two times)	3 (10/21/06-3/1/07)	5 (2/28/04-3/23/06)
Longest Losing Streak	3 (two times)	2 (two times)	4 (2/28/04-2/4/06)
Washington Shutouts (Last)	8 (12/23/16)	5 (12/23/16)	3 (12/7/09)
Tampa Bay Shutouts (Last)	6 (10/26/24)	2 (4/13/14)	4 (10/26/24)
Last Washington Hat Trick	T. Oshie (3/18/17)	N. Backstrom (12/13/14)	T. Oshie (3/18/17)
Last Tampa Bay Hat Trick	B. Point (11/27/24)	None	B. Point (11/27/24)
Most Washington Goals	10 (2/3/99)	10 (2/3/99)	8 (3/2/99)
Most Tampa Bay Goals	7 (1/12/10)	6 (two times)	7 (1/12/10)

ALL-TIME SERIES HISTORY

Season	GP	W	L	T	OT	P	GF	GA
1992-93	2	1	0	1	--	3	7	5
1993-94	5	3	1	1	--	7	21	13
1994-95	4	3	0	1	--	7	11	4
1995-96	6	2	2	2	--	6	11	9
1996-97	5	4	1	0	--	8	17	12
1997-98	5	2	3	0	--	4	15	16
1998-99	5	3	2	0	--	6	27	13
1999-00	5	5	0	0	0	10	25	10
2000-01	5	4	1	0	0	8	16	11
2001-02	5	4	0	1	0	9	15	7
2002-03	5	3	2	0	0	6	14	9
2003-04	6	2	4	0	0	4	15	21
2005-06	8	4	2	--	2	10	19	23
2006-07	8	2	4	--	2	6	32	30
2007-08	8	6	2	--	0	12	26	23
2008-09	6	6	0	--	0	12	30	14
2009-10	6	4	2	--	0	8	20	17
2010-11	6	4	1	--	1	9	18	10
2011-12	6	3	2	--	1	7	18	20
2012-13	4	3	1	--	0	6	17	16
2013-14	3	2	0	--	1	5	9	8
2014-15	3	2	1	--	0	4	12	9
2015-16	3	3	0	--	0	6	11	6
2016-17	3	2	0	--	1	5	10	4
2017-18	3	1	1	--	1	3	8	9
2018-19	3	1	1	--	1	3	13	14
2019-20	3	3	0	--	0	6	12	6
2020-21	Teams did not meet in 2020-21							
2021-22	3	1	1	--	1	3	7	8
2022-23	3	1	2	--	0	2	9	12
2023-24	3	2	0	--	1	5	10	6
2024-25	3	1	2	--	0	2	6	10
Totals	143	87	38	6	12	192	481	375

HOME

GP	W	L	T	OT	P	GF	GA
1	0	0	1	--	1	2	2
3	1	1	1	--	3	14	12
2	1	0	1	--	3	4	2
3	1	1	1	--	3	4	3
2	2	0	0	--	4	11	6
3	1	2	0	--	2	10	9
2	1	1	0	--	2	12	6
3	3	0	0	0	6	15	5
2	2	0	0	0	4	6	2
3	3	0	0	0	6	10	4
2	2	0	0	0	4	6	2
3	1	2	0	0	2	7	12
4	3	0	--	1	7	10	9
4	1	2	--	1	3	19	16
4	3	1	--	0	6	14	11
3	3	0	--	0	6	16	9
3	2	1	--	0	4	10	9
3	2	0	--	1	5	12	4
3	3	0	--	0	6	12	10
2	2	0	--	0	4	10	7
2	1	0	--	1	3	5	5
1	1	0	--	0	2	4	2
2	2	0	--	0	4	9	5
1	1	0	--	0	2	4	0
2	1	1	--	0	2	5	5
1	0	0	--	1	1	4	5
2	2	0	--	0	4	7	4
2	1	0	--	1	3	5	5
1	1	0	--	0	2	5	1
2	1	0	--	1	3	5	3
1	0	1	--	0	0	1	3
72	48	13	4	7	107	258	178

AWAY

GP	W	L	T	OT	P	GF	GA
1	1	0	0	--	2	5	3
2	2	0	0	--	4	7	1
2	2	0	0	--	4	7	2
3	1	1	1	--	3	7	6
3	2	1	0	--	4	6	6
2	1	1	0	--	2	5	7
3	2	1	0	--	4	15	7
2	2	0	0	0	4	10	5
3	2	1	0	0	4	10	9
2	1	0	1	0	3	5	3
3	1	2	0	0	2	8	7
3	1	2	0	0	2	8	9
4	1	2	--	1	3	9	14
4	1	2	--	1	3	13	14
4	3	1	--	0	6	12	12
3	3	0	--	0	6	14	5
3	2	1	--	0	4	10	8
3	2	1	--	0	4	6	6
3	0	2	--	1	1	6	10
2	1	1	--	0	2	7	9
1	1	0	--	0	2	4	3
2	1	1	--	0	2	8	7
1	1	0	--	0	2	2	1
2	1	0	--	1	3	6	4
1	0	0	--	1	1	3	4
2	1	1	--	0	2	9	9
1	1	0	--	0	2	5	2
1	0	1	--	0	0	2	3
2	0	2	--	0	0	4	11
1	1	0	--	0	2	5	3
2	1	1	--	0	2	5	7
71	39	25	2	5	85	223	197

2024-25 WASHINGTON CAPITALS vs. TAMPA BAY LIGHTNING

CAPITALS LOST SEASON SERIES,
1-2-0 • TAMPA BAY 2-1-0

2024-25 Meetings

Oct. 26 at Tampa Bay, L, 0-3

Nov. 27 at Tampa Bay, W, 5-4

March 1 at Washington, L, 1-3

Washington	Lightning	Capitals	Attend	Goaltenders	W. Goal
MARCH 1, 2025	3	1	18,573	ANDREI VASILEVSKIY / LOGAN THOMPSON	GAGE GONCALVES

Tampa Bay	Lightning	Capitals	Attend	Goaltenders	W. Goal
OCT. 26, 2024	3	0	19,092	ANDREI VASILEVSKIY / CHARLIE LINDGREN	MITCHELL CHAFFEE
NOV. 27, 2024	4	5	19,092	CHARLIE LINDGREN / ANDREI VASILEVSKIY	TOM WILSON

CAPITALS	GP	G	A	P	+/-	PIM	PP	SH	GW	EN	S	%
Tom Wilson	3	1	1	2	-2	2	1	0	1	0	10	10.0
Dylan Strome	3	1	1	2	0	4	0	0	0	0	7	14.3
Aliaksei Protas	3	1	1	2	2	0	0	1	0	0	8	12.5
Alex Ovechkin	2	1	0	1	0	2	0	0	0	0	5	20.0
John Carlson	3	1	0	1	-5	2	0	0	0	0	5	20.0
Andrew Mangiapane	3	1	0	1	-1	0	0	0	0	0	2	50.0
Lars Eller	2	0	1	1	1	2	0	0	0	0	1	0.0
Matt Roy	2	0	1	1	3	0	0	0	0	0	4	0.0
Jakob Chychrun	3	0	1	1	-4	0	0	0	0	0	7	0.0
Taylor Raddysh	3	0	1	1	-1	2	0	0	0	0	3	0.0
Hendrix Lapierre	2	0	1	1	0	4	0	0	0	0	2	0.0
Nic Dowd	3	0	0	0	-2	0	0	0	0	0	2	0.0
Dylan McIlrath	1	0	0	0	0	0	0	0	0	0	0	--
Trevor van Riemsdyk	3	0	0	0	0	0	0	0	0	0	5	0.0
Jakub Vrana	1	0	0	0	-1	0	0	0	0	0	2	0.0
Pierre-Luc Dubois	3	0	0	0	-2	2	0	0	0	0	7	0.0
Brandon Duhaime	3	0	0	0	-3	10	0	0	0	0	4	0.0
Martin Fehervary	3	0	0	0	0	0	0	0	0	0	1	0.0
Rasmus Sandin	3	0	0	0	0	0	0	0	0	0	4	0.0
Connor McMichael	3	0	0	0	-1	2	0	0	0	0	5	0.0
Ivan Miroshnichenko	1	0	0	0	0	0	0	0	0	0	0	--
Ethen Frank	1	0	0	0	0	0	0	0	0	0	1	0.0

LIGHTNING	GP	G	A	P	+/-	PIM	PP	SH	GW	EN	S	%
Brayden Point	3	4	1	5	0	0	1	0	0	0	8	50.0
Nikita Kucherov	3	0	3	3	0	0	0	0	0	0	4	0.0
Mitchell Chaffee	2	2	0	2	2	0	1	0	1	0	4	50.0
Brandon Hagel	3	1	1	2	0	0	0	0	0	1	6	16.7
Mikey Eyssimont	3	1	1	2	2	2	0	0	0	0	4	25.0
Nick Paul	2	0	2	2	2	0	0	0	0	0	1	0.0
Gage Goncalves	2	1	0	1	1	0	0	0	1	0	1	100.0
Conor Geekie	2	1	0	1	1	0	0	0	0	0	4	25.0
Victor Hedman	3	0	1	1	0	0	0	0	0	0	6	0.0
Zemgus Girgensons	3	0	1	1	0	0	0	0	0	0	3	0.0
Jake Guentzel	3	0	1	1	0	2	0	0	0	0	8	0.0
Anthony Cirelli	3	0	1	1	0	4	0	0	0	0	3	0.0
Ryan McDonagh	3	0	0	0	0	0	0	0	0	0	1	0.0
Cam Atkinson	2	0	0	0	-1	0	0	0	0	0	4	0.0
Luke Glendening	3	0	0	0	1	2	0	0	0	0	2	0.0
Darren Raddysh	2	0	0	0	1	0	0	0	0	0	2	0.0
Erik Cernak	3	0	0	0	1	2	0	0	0	0	1	0.0
Nick Perbix	3	0	0	0	2	2	0	0	0	0	4	0.0
J.J. Moser	3	0	0	0	1	0	0	0	0	0	2	0.0
Emil Lilleberg	3	0	0	0	2	16	0	0	0	0	0	--

GOALTENDER	GP	MIN	GA	GAA	SO	W	L	OT	SA	SV%
Charlie Lindgren	2	120	7	3.51	0	1	1	0	49	.878
Logan Thompson	1	59	2	2.04	0	0	1	0	16	.889

GOALTENDER	GP	MIN	GA	GAA	SO	W	L	OT	SA	SV%
Andrei Vasilevskiy	3	178	6	2.02	1	2	1	0	85	.929

POWER PLAY/PENALTY

POWER PLAY: 1 - 8 (12.5%)

PENALTY KILLING: 7 - 9 (77.8%)

POWER PLAY/PENALTY

POWER PLAY: 2 - 9 (22.2%)

PENALTY KILLING: 7 - 8 (87.5%)

Toronto Maple Leafs



CLUB INFORMATION

Founded 1917-18
 Home Arena Scotiabank Arena (18,819)
 Stanley Cups 13 (most recent, 1967)
 President and Alternate Governor Brendan Shanahan
 General Manager Brad Treliving
 Head Coach Craig Berube
 Associate Coach Lane Lambert
 Assistant Coaches Mike Van Ryn, Marc Savard
 Vice President of Media Relations Steve Keogh
 2024-25 Record 52-46-4 (108 points)
 2024-25 Finish 1st, Atlantic Division
 2023-24 Playoffs E. Conference First Round (def. by BOS, 4-3)

ALL-TIME SERIES HISTORY

Season	GP	W	L	T	OT	P	GF	GA
1974-75	5	1	4	0	--	2	13	21
1975-76	5	0	4	1	--	1	13	26
1976-77	5	3	2	0	--	6	15	21
1977-78	5	0	4	1	--	1	9	21
1978-79	4	1	1	2	--	4	16	19
1979-80	4	1	3	0	--	2	14	17
1980-81	4	3	1	0	--	6	23	13
1981-82	3	2	1	0	--	4	21	15
1982-83	3	2	1	0	--	4	11	9
1983-84	3	3	0	0	--	6	17	2
1984-85	3	2	0	1	--	5	11	4
1985-86	3	2	1	0	--	4	11	12
1986-87	3	2	1	0	--	4	16	12
1987-88	3	1	1	1	--	3	11	11
1988-89	3	2	1	0	--	4	7	5
1989-90	3	1	2	0	--	2	12	17
1990-91	3	1	2	0	--	2	10	13
1991-92	3	3	0	0	--	6	13	7
1992-93	2	2	0	0	--	4	9	6
1993-94	2	0	2	0	--	0	2	9
1994-95	Teams did not meet in 1994-95							
1995-96	2	1	1	0	--	2	5	9
1996-97	2	2	0	0	--	4	9	4
1997-98	2	2	0	0	--	4	9	4
1998-99	4	3	1	0	--	6	16	11
1999-00	4	1	2	1	0	3	14	15
2000-01	3	2	0	0	1	5	10	9
2001-02	4	1	2	1	0	3	11	13
2002-03	4	0	3	0	1	1	10	19
2003-04	4	0	2	2	0	2	7	11
2005-06	4	3	1	--	0	6	18	14
2006-07	4	2	2	--	0	4	9	13
2007-08	4	2	2	--	0	4	13	8
2008-09	4	2	1	--	1	5	9	6
2009-10	4	2	1	--	1	5	16	12
2010-11	4	3	0	--	1	7	14	11
2011-12	4	3	1	--	0	6	11	11
2012-13	3	1	2	--	0	2	9	7
2013-14	3	2	0	--	1	5	8	5
2014-15	3	2	1	--	0	4	12	8
2015-16	3	3	0	--	0	6	9	6
2016-17	3	2	1	--	0	4	12	10
2017-18	3	2	1	--	0	4	9	6
2018-19	3	1	2	--	0	2	8	12
2019-20	2	2	0	--	0	4	8	6
2020-21	Teams did not meet in 2020-21							
2021-22	3	0	2	--	1	1	9	15
2022-23	3	1	2	--	0	2	8	10
2023-24	3	0	3	--	0	0	5	16
2024-25	3	2	0	--	1	5	11	7
Totals	161	79	64	10	8	176	543	538

SERIES INFORMATION

	Overall	at Washington	at Toronto
All-Time Series (W-L-T-OT)	WSH leads, 79-64-10-8	WSH leads, 48-26-4-4	WSH trails, 31-38-6-4
Current Streak	2 WSH wins (12/6/24-12/28/24)	3 TOR wins (10/24/23-11/13/24)	2 WSH wins (12/6/24-12/28/24)
Last Washington Win	12/28/24 (5-2)	12/17/22 (5-2)	12/28/24 (5-2)
Last Toronto Win	11/13/24 (3-4 OT)	11/13/24 (3-4 OT)	3/28/24 (1-5)
Last Tie	12/19/03 (2-2)	12/19/03 (2-2)	10/13/03 (2-2)
Last Overtime Game	11/13/24 (L, 3-4 OT)	11/13/24 (L, 3-4 OT)	10/29/19 (4-3 OT)
Overtime Record	6-8-6	3-4-3	3-4-3
Last 10 Games (W-L-OT)	3-5-2	3-5-2	5-5-0
Longest Unbeaten Streak	8 (12/17/83-12/10/85)	7 (two times)	6 (4/3/82-10/16/85)
Longest Winning Streak	7 (2/16/96-1/2/99)	7 (4/16/13-1/3/17)	6 (4/3/82-10/16/85)
Longest Winless Streak	8 (11/26/03-1/21/04)	7 (3/1/01-1/21/04)	12 (11/30/74-3/28/79)
Longest Losing Streak	4 (two times)	3 (two times)	4 (two times)
Washington Shutouts (Last)	6 (3/1/15)	5 (3/1/15)	1 (1/28/84)
Toronto Shutouts (Last)	4 (10/17/17)	1 (10/17/17)	3 (3/6/07)
Last Washington Hat Trick	E. Gustafsson (12/17/22)	E. Gustafsson (12/17/22)	A. Ovechkin (11/25/17)
Last Toronto Hat Trick	N. Kadri (1/23/19)	None	N. Kadri (1/23/19)
Most Washington Goals	11 (12/11/81)	11 (12/11/81)	8 (two times)
Most Toronto Goals	10 (2/12/77)	7 (two times)	10 (2/12/77)

HOME

GP	W	L	T	OT	P	GF	GA
3	1	2	0	--	2	8	9
2	0	2	0	--	0	4	11
3	3	0	0	--	6	14	8
2	0	2	0	--	0	3	8
2	1	0	1	--	3	9	8
2	0	2	0	--	0	5	9
2	2	0	0	--	4	13	5
1	1	0	0	--	2	11	2
2	1	1	0	--	2	6	6
1	1	0	0	--	2	6	1
2	1	0	1	--	3	7	3
1	1	0	0	--	2	3	2
2	2	0	0	--	4	14	4
1	1	0	0	--	2	4	2
2	1	1	0	--	2	4	3
1	1	0	0	--	2	2	1
2	1	1	0	--	2	7	8
2	2	0	0	--	4	8	3
1	1	0	0	--	2	3	1
1	0	1	0	--	0	1	2
1	1	0	0	--	2	4	3
1	1	0	0	--	2	6	3
1	1	0	0	--	2	5	3
2	2	0	0	--	4	8	4
2	1	1	0	0	2	8	7
2	1	0	0	1	3	7	7
2	0	1	1	0	1	5	6
2	0	2	0	0	0	3	10
2	0	1	1	0	1	4	5
2	2	0	--	0	4	9	5
2	1	1	--	0	2	6	8
2	1	1	--	0	2	4	4
2	1	1	--	0	2	5	3
2	2	0	--	0	4	12	5
2	1	0	--	1	3	8	8
2	2	0	--	0	4	6	2
2	1	1	--	0	2	7	4
2	2	0	--	0	4	7	4
1	1	0	--	0	2	4	0
2	2	0	--	0	4	5	4
1	1	0	--	0	2	6	5
2	1	1	--	0	2	5	4
1	0	1	--	0	0	2	4
1	1	0	--	0	2	4	3
2	0	1	--	1	1	6	8
1	1	0	--	0	2	5	2
2	0	2	--	0	0	4	11
1	0	0	--	1	1	3	4
82	48	26	4	4	104	290	232

AWAY

GP	W	L	T	OT	P	GF	GA
2	0	2	0	--	0	5	12
3	0	2	1	--	1	9	15
2	0	2	0	--	0	1	13
3	0	2	1	--	1	6	13
2	0	1	1	--	1	7	11
2	1	1	0	--	2	9	8
2	1	1	0	--	2	10	8
2	1	1	0	--	2	10	13
1	1	0	0	--	2	5	3
2	2	0	0	--	4	11	1
1	1	0	0	--	2	4	1
2	1	1	0	--	2	8	10
1	0	1	0	--	0	2	8
2	0	1	1	--	1	7	9
1	1	0	0	--	2	3	2
2	0	2	0	--	0	10	16
1	0	1	0	--	0	3	5
1	1	0	0	--	2	5	4
1	1	0	0	--	2	6	5
1	0	1	0	--	0	1	7
1	0	1	0	--	0	1	6
1	1	0	0	--	2	3	1
1	1	0	0	--	2	4	1
2	1	1	0	--	2	8	7
2	0	1	1	0	1	6	8
1	1	0	0	0	2	3	2
2	1	1	0	0	2	6	7
2	0	1	0	1	1	7	9
2	0	1	1	0	1	3	6
2	1	1	--	0	2	9	9
2	1	1	--	0	2	3	5
2	1	1	--	0	2	9	4
2	1	0	--	1	3	4	3
2	0	1	--	1	1	4	7
2	2	0	--	0	4	6	3
2	1	1	--	0	2	5	9
1	0	1	--	0	0	2	3
1	0	0	--	1	1	1	1
2	1	1	--	0	2	8	8
1	1	0	--	0	2	4	2
2	1	1	--	0	2	6	5
1	1	0	--	0	2	4	2
2	1	1	--	0	2	6	8
1	1	0	--	0	2	4	3
1	0	1	--	0	0	3	7
2	0	2	--	0	0	3	8
1	0	1	--	0	0	1	5
2	2	0	--	0	4	8	3
79	31	38	6	4	72	253	306

Scotiabank Arena, 40 Bay Street, Suite 400, Toronto, Ont. M5J 2X2, 416.815.5700., Fax: 416.359.9331, @MapleLeafs

2024-25 WASHINGTON CAPITALS vs. TORONTO MAPLE LEAFS

CAPITALS WON SEASON SERIES,
2-0-1 • TORONTO 1-2-0

2024-25 Meetings

Nov. 13 at Washington, L, 3-4 (OT)

Dec. 6 at Toronto, W, 3-1

Dec. 28 at Toronto, W, 5-2

Washington	Maple Leafs	Capitals	Attend	Goaltenders	W. Goal
NOV. 13, 2024	4	3	18,573	JOSEPH WOLL / LOGAN THOMPSON	JOHN TAVARES
Toronto	Maple Leafs	Capitals	Attend	Goaltenders	W. Goal
DEC. 6, 2024	1	3	18,723	CHARLIE LINDGREN / ANTHONY STOLARZ	CONNOR MCMICHAEL
DEC. 28, 2024	2	5	19,125	LOGAN THOMPSON / MATT MURRAY	NIC DOWD

CAPITALS	GP	G	A	P	+/-	PIM	PP	SH	GW	EN	S	%
Aliaksei Protas	3	2	2	4	3	2	0	0	0	1	7	28.6
Nic Dowd	3	2	1	3	5	2	0	0	1	0	5	40.0
Pierre-Luc Dubois	3	0	3	3	-1	2	0	0	0	0	4	0.0
Alex Ovechkin	2	1	1	2	0	0	0	0	0	1	7	14.3
Tom Wilson	3	1	1	2	-2	0	1	0	0	0	10	10.0
Andrew Mangiapane	3	1	1	2	2	0	0	0	0	0	1	100.0
Dylan Strome	3	1	1	2	0	0	0	0	0	0	7	14.3
Jakob Chychrun	3	1	1	2	3	4	0	0	0	0	6	16.7
Taylor Raddysh	3	1	1	2	4	0	0	0	0	0	3	33.3
Connor McMichael	3	1	1	2	-1	0	0	0	1	0	6	16.7
Matt Roy	3	0	2	2	2	0	0	0	0	0	4	0.0
Rasmus Sandin	3	0	2	2	4	0	0	0	0	0	3	0.0
Trevor van Riemsdyk	3	0	1	1	2	0	0	0	0	0	2	0.0
Hendrix Lapierre	3	0	1	1	0	0	0	0	0	0	2	0.0
Lars Eller	1	0	0	0	-1	0	0	0	0	0	3	0.0
John Carlson	3	0	0	0	0	2	0	0	0	0	7	0.0
Jakub Vrana	2	0	0	0	1	0	0	0	0	0	4	0.0
Brandon Duhaime	3	0	0	0	2	0	0	0	0	0	1	0.0
Martin Fehervary	3	0	0	0	-2	0	0	0	0	0	2	0.0
Ivan Miroshnichenko	1	0	0	0	1	0	0	0	0	0	1	0.0

MAPLE LEAFS	GP	G	A	P	+/-	PIM	PP	SH	GW	EN	S	%
John Tavares	3	3	1	4	1	0	0	0	1	0	10	30.0
Mitch Marner	3	1	2	3	0	0	1	0	0	0	6	16.7
Bobby McMann	2	2	0	2	-1	0	0	0	0	0	10	20.0
William Nylander	3	1	1	2	-3	0	0	0	0	0	8	12.5
Max Pacioretty	1	0	1	1	1	0	0	0	0	0	2	0.0
Chris Tanev	3	0	1	1	0	0	0	0	0	0	2	0.0
Morgan Rielly	3	0	1	1	-4	0	0	0	0	0	10	0.0
Max Domi	2	0	1	1	-1	0	0	0	0	0	3	0.0
Pontus Holmberg	3	0	1	1	0	4	0	0	0	0	2	0.0
Simon Benoit	2	0	1	1	-2	0	0	0	0	0	3	0.0
Matthew Knies	3	0	1	1	-5	0	0	0	0	0	5	0.0
Ryan Reaves	2	0	0	0	0	0	0	0	0	0	0	--
Oliver Ekman-Larsson	3	0	0	0	1	4	0	0	0	0	7	0.0
Jani Hakanpää	1	0	0	0	-1	0	0	0	0	0	2	0.0
Jake McCabe	2	0	0	0	0	2	0	0	0	0	2	0.0
Steven Lorentz	3	0	0	0	-2	0	0	0	0	0	2	0.0
Philippe Myers	1	0	0	0	0	0	0	0	0	0	0	--
Auston Matthews	1	0	0	0	-2	0	0	0	0	0	2	0.0
Conor Timmins	3	0	0	0	-1	0	0	0	0	0	4	0.0
David Kampf	2	0	0	0	-1	0	0	0	0	0	0	--
Connor Dewar	3	0	0	0	-1	0	0	0	0	0	6	0.0
Nicholas Robertson	2	0	0	0	-2	2	0	0	0	0	3	0.0
Alex Steeves	1	0	0	0	0	0	0	0	0	0	3	0.0
Fraser Minten	1	0	0	0	-1	0	0	0	0	0	0	--
Nikita Grebenkin	1	0	0	0	0	0	0	0	0	0	0	--

GOALTENDER	GP	MIN	GA	GAA	SO	W	L	OT	SA	SV%
Charlie Lindgren	1	60	1	1.00	0	1	0	0	21	.952
Logan Thompson	2	124	6	2.90	0	1	0	1	71	.915

GOALTENDER	GP	MIN	GA	GAA	SO	W	L	OT	SA	SV%
Joseph Woll	1	63	3	2.86	0	1	0	0	27	.889
Anthony Stolarz	1	59	2	2.02	0	0	1	0	25	.920
Matt Murray	1	59	4	4.09	0	0	1	0	31	.871

POWER PLAY/PENALTY

POWER PLAY: 1 - 6 (16.7%)

PENALTY KILLING: 5 - 6 (83.3%)

POWER PLAY/PENALTY

POWER PLAY: 1 - 6 (16.7%)

PENALTY KILLING: 5 - 6 (83.3%)

Vegas Golden Knights



CLUB INFORMATION

Founded 2017-18
Home Arena T-Mobile Arena (17,367)
Stanley Cups 1 (2023)
Chairman, CEO & Governor Bill Foley
President of Hockey Operations, Alt. Governor George McPhee
General Manager Kelly McCrimmon
Head Coach Bruce Cassidy
Assistant Coaches . . . Dominique Ducharme, John Stevens, Joel Ward
Vice President, Communications and Content. Nate Ewell
2024-25 Record 50-22-10 (110 points)
2024-25 Finish 1st, Pacific Division
2023-24 Playoffs W. Conference First Round (def. by DAL, 4-3)

SERIES INFORMATION

	Overall	at Washington	at Vegas
All-Time Series (W-L-T-OT)	WSH trails, 5-7-0-2	WSH leads, 4-2-0-1	WSH trails, 1-5-0-1
Current Streak	2 WSH wins (10/15/24-11/17/24)	2 WSH wins (11/14/23-10/15/24)	1 WSH win (11/17/24)
Last Washington Win	11/17/24 (5-2)	10/15/24 (4-2)	11/17/24 (5-2)
Last Vegas Win	12/2/23 (1-4)	11/1/22 (2-3 OT)	12/2/23 (1-4)
Last Tie	None	None	None
Last Overtime Game	11/1/22 (2-3 OT)	11/1/22 (2-3 OT)	4/20/22 (3-4 OT)
Overtime Record	0-2-0	0-1-0	0-1-0
Last 10 Games (W-L-OT)	4-4-2	4-2-1	1-5-1
Longest Unbeaten Streak	2 (10/15/24-11/17/24)	2 (two times)	1 (11/17/24)
Longest Winning Streak	2 (10/15/24-11/17/24)	2 (two times)	1 (11/17/24)
Longest Winless Streak	5 (2/17/20-1/21/23)	1 (two times)	6 (12/23/17-12/2/23)
Longest Losing Streak	2 (two times)	1 (two times)	3 (12/23/17-2/17/20)
Washington Shutouts (Last)	1 (11/14/23)	1 (11/14/23)	None
Vegas Shutouts (Last)	2 (1/24/22)	1 (1/24/22)	1 (12/23/17)
Last Washington Hat Trick	A. Ovechkin (11/17/24)	None	A. Ovechkin (11/17/24)
Last Vegas Hat Trick	None	None	None
Most Washington Goals	5 (three times)	5 (two times)	5 (11/17/24)
Most Vegas Goals	6 (1/21/23)	4 (2/4/18)	6 (1/21/23)

ALL-TIME SERIES HISTORY

Season	GP	W	L	T	OT	P	GF	GA
2017-18	2	0	2	--	0	0	3	7
2018-19	2	1	1	--	0	2	8	7
2019-20	2	1	1	--	0	2	7	5
2020-21	Teams did not meet in 2020-21							
2021-22	2	0	1	--	1	1	3	5
2022-23	2	0	1	--	1	1	4	9
2023-24	2	1	1	--	0	2	4	4
2024-25	2	2	0	--	0	4	9	4
Totals	14	5	7	--	2	12	38	41

HOME

GP	W	L	T	OT	P	GF	GA
1	0	1	--	0	0	3	4
1	1	0	--	0	2	5	2
1	1	0	--	0	2	5	2
1	0	1	--	0	0	0	1
1	0	0	--	1	1	2	3
1	1	0	--	0	2	3	0
1	1	0	--	0	2	4	2
7	4	2	--	1	9	22	14

AWAY

GP	W	L	T	OT	P	GF	GA
1	0	1	--	0	0	0	3
1	0	1	--	0	0	3	5
1	0	1	--	0	0	2	3
1	0	0	--	1	1	3	4
1	0	1	--	0	0	2	6
1	0	1	--	0	0	1	4
1	1	0	--	0	2	5	2
7	1	5	--	1	3	16	27

2024-25 WASHINGTON CAPITALS vs. VEGAS GOLDEN KNIGHTS

CAPITALS WON SEASON SERIES,
2-0-0 • VEGAS 0-2-02024-25 Meetings
Oct. 15 at Washington, W, 4-2
Nov. 17 at Vegas, W, 5-2

Washington	Golden Knights	Capitals	Attend	Goaltenders	W. Goal
OCT. 15, 2024	2	4	16,727	LOGAN THOMPSON / ADIN HILL	ALIAKSEI PROTAS

Vegas	Golden Knights	Capitals	Attend	Goaltenders	W. Goal
NOV. 17, 2024	2	5	17,877	LOGAN THOMPSON / ILYA SAMSONOV	JAKUB VRANA

CAPITALS	GP	G	A	P	+/-	PIM	PP	SH	GW	EN	S	%
Alex Ovechkin	2	3	2	5	4	2	1	0	0	1	11	27.3
Aliaksei Protas	2	1	2	3	4	0	0	0	1	0	2	50.0
Dylan Strome	2	0	3	3	4	0	0	0	0	0	0	--
Jakub Vrana	2	2	0	2	2	0	0	0	1	0	2	100.0
Jakob Chychrun	2	2	0	2	3	0	0	0	0	0	4	50.0
John Carlson	2	0	2	2	2	0	0	0	0	0	5	0.0
Tom Wilson	2	1	0	1	-1	0	1	0	0	0	2	50.0
Nic Dowd	2	0	1	1	2	0	0	0	0	0	2	0.0
Andrew Mangiapane	2	0	1	1	1	0	0	0	0	0	1	0.0
Matt Roy	1	0	1	1	2	0	0	0	0	0	0	--
Martin Fehervary	2	0	1	1	1	2	0	0	0	0	0	--
Rasmus Sandin	2	0	1	1	1	0	0	0	0	0	0	--
Lars Eller	1	0	0	0	0	0	0	0	0	0	1	0.0
Dylan McIlrath	1	0	0	0	1	0	0	0	0	0	0	--
Trevor van Riemsdyk	2	0	0	0	-2	0	0	0	0	0	6	0.0
Taylor Raddysh	2	0	0	0	-1	0	0	0	0	0	2	0.0
Pierre-Luc Dubois	2	0	0	0	-1	2	0	0	0	0	1	0.0
Brandon Duhaime	2	0	0	0	-1	4	0	0	0	0	1	0.0
Connor McMichael	2	0	0	0	-1	0	0	0	0	0	6	0.0
Hendrix Lapierre	1	0	0	0	0	0	0	0	0	0	1	0.0

GOLDEN KNIGHTS	GP	G	A	P	+/-	PIM	PP	SH	GW	EN	S	%
Jack Eichel	2	1	1	2	-1	0	0	0	0	0	6	16.7
Mark Stone	1	0	2	2	0	0	0	0	0	1	3	0.0
Tomas Hertl	2	0	2	2	0	2	0	0	0	0	6	0.0
Victor Olofsson	1	1	0	1	0	0	1	0	0	0	3	33.3
Keegan Kolesar	2	1	0	1	0	0	0	0	0	0	2	50.0
Brett Howden	2	1	0	1	-2	0	0	0	0	0	6	16.7
Alex Pietrangelo	2	0	1	1	1	0	0	0	0	0	2	0.0
Tanner Pearson	2	0	1	1	-1	0	0	0	0	0	1	0.0
Ivan Barbashev	2	0	1	1	-1	0	0	0	0	0	3	0.0
Brayden McNabb	2	0	0	0	-3	2	0	0	0	0	2	0.0
William Karlsson	1	0	0	0	-1	0	0	0	0	0	2	0.0
Ben Hutton	1	0	0	0	0	0	0	0	0	0	0	--
Shea Theodore	2	0	0	0	0	0	0	0	0	0	6	0.0
Noah Hanifin	2	0	0	0	-3	2	0	0	0	0	4	0.0
Nicolas Roy	2	0	0	0	-1	2	0	0	0	0	4	0.0
Nicolas Hague	1	0	0	0	0	0	0	0	0	0	0	--
Zach Whitecloud	2	0	0	0	-2	0	0	0	0	0	5	0.0
Kaedan Korczak	1	0	0	0	-1	0	0	0	0	0	0	--
Pavel Dorofeyev	2	0	0	0	-2	0	0	0	0	0	7	0.0
Cole Schwindt	2	0	0	0	-1	0	0	0	0	0	3	0.0
Alexander Holtz	2	0	0	0	-2	0	0	0	0	0	3	0.0

GOALTENDER	GP	MIN	GA	GAA	SO	W	L	OT	SA	SV%
Logan Thompson	2	120	4	2.01	0	2	0	0	68	.941

GOALTENDER	GP	MIN	GA	GAA	SO	W	L	OT	SA	SV%
Ilya Samsonov	1	67	4	4.18	0	0	1	0	24	.833
Adin Hill	1	57	4	4.18	0	0	1	0	22	.818

POWER PLAY/PENALTY										
POWER PLAY: 2 - 4 (50%)						PENALTY KILLING: 4 - 5 (80%)				

POWER PLAY/PENALTY										
POWER PLAY: 1 - 5 (20%)						PENALTY KILLING: 2 - 4 (50%)				

Winnipeg Jets



CLUB INFORMATION

Founded 1999-00 (ATL), 2011-12 (WPG)
 Home Arena Canada Life Centre (15,325)
 Stanley Cups None
 Executive Vice President & General Manager Kevin Cheveldayoff
 Head Coach Scott Arniel
 Assistant Coaches..... Dean Chynoweth, Davis Payne, Marty Johnston, Wade Flaherty
 Senior Director, Hockey Communications Scott Brown
 2024-25 Record 56-22-4 (116 points)
 2024-25 Finish 1st, Central Division
 2023-24 Playoffs W. Conference First Round (def. by COL, 4-1)

SERIES INFORMATION

	Overall	at Washington	at Winnipeg
All-Time Series (W-L-T-OT)	WSH leads, 56-29-5-11	WSH leads, 34-9-3-4	WSH leads, 22-20-2-7
Current Streak	2 WPG wins (2/1/25-3/25/25)	1 WPG win (2/1/25)	1 WPG wins (3/11/24-3/25/25)
Last Washington Win	3/24/24 (3-0)	3/24/24 (3-0)	12/11/22 (5-2)
Last Winnipeg Win	3/25/25 (2-3 OT)	2/1/25 (4-5 OT)	3/25/25 (2-3 OT)
Last Tie	3/20/04 (2-2)	3/20/04 (2-2)	12/6/01 (3-3)
Last Overtime Game	3/25/25 (L, 2-3 OT)	2/1/25 (L, 4-5 OT)	3/25/25 (L, 2-3 OT)
Overtime Record	9-8-5	8-3-3	1-5-2
Last 10 Games (W-L-OT)	6-2-2	9-0-1	3-4-3
Longest Unbeaten Streak	8 (4/5/09-4/9/10)	11 (4/23/13-3/24/24)	5 (4/4/07-3/21/08)
Longest Winning Streak	8 (4/5/09-4/9/10)	11 (4/23/13-3/24/24)	4 (two times)
Longest Winless Streak	5 (3/13/04-10/8/05)	3 (two times)	4 (two times)
Longest Losing Streak	4 (11/19/10-11/17/11)	2 (11/3/06-11/22/06)	4 (10/8/10-11/17/11)
Washington Shutouts (Last)	9 (3/24/24)	3 (3/24/24)	6 (3/21/13)
Winnipeg Shutouts (Last)	7 (3/11/24)	1 (2/2/08)	6 (3/11/24)
Last Washington Hat Trick	A. Semin (10/23/10)	A. Semin (10/23/10)	A. Ovechkin (12/15/06)
Last Winnipeg Hat Trick	I. Kovalchuk (12/6/02)	I. Kovalchuk (12/6/02)	None
Most Washington Goals	8 (1/9/10)	7 (12/6/02)	8 (1/9/10)
Most Winnipeg Goals	8 (10/8/05)	7 (10/7/05)	8 (10/8/05)

ALL-TIME SERIES HISTORY

Season	GP	W	L	T	OT	P	GF	GA
1999-00	5	4	1	0	0	8	18	7
2000-01	5	2	1	2	0	6	14	10
2001-02	5	3	1	1	0	7	14	6
2002-03	5	3	1	1	0	7	26	19
2003-04	6	2	3	1	0	5	16	15
2005-06	8	3	4	--	1	7	24	39
2006-07	8	3	3	--	2	8	22	25
2007-08	8	4	2	--	2	10	22	19
2008-09	6	4	2	--	0	8	24	24
2009-10	6	6	0	--	0	12	29	13
2010-11	6	2	4	--	0	4	13	20
2011-12	6	2	2	--	2	6	13	16
2012-13	5	4	1	--	0	8	20	8
2013-14	2	2	0	--	0	4	8	6
2014-15	2	1	1	--	0	2	5	4
2015-16	2	1	0	--	1	3	6	5
2016-17	2	2	0	--	0	4	7	5
2017-18	2	1	0	--	1	3	6	6
2018-19	2	1	1	--	0	2	4	4
2019-20	2	1	1	--	0	2	3	6
2020-21	Teams did not meet in 2020-21							
2021-22	2	2	0	--	0	4	9	5
2022-23	2	2	0	--	0	4	9	3
2023-24	2	1	1	--	0	2	3	3
2024-25	2	0	0	--	2	2	6	8
Totals	101	56	29	5	11	128	321	276

HOME

GP	W	L	T	OT	P	GF	GA
2	2	0	0	0	4	8	2
3	2	0	1	0	5	10	5
2	2	0	0	0	4	8	2
3	2	0	1	0	5	17	13
3	1	1	1	0	3	7	7
4	2	2	--	0	4	13	18
4	1	2	--	1	3	11	14
4	2	2	--	0	4	11	11
3	3	0	--	0	6	15	10
3	3	0	--	0	6	12	5
3	2	1	--	0	4	11	10
3	1	0	--	2	4	9	9
2	1	1	--	0	2	7	7
1	1	0	--	0	2	4	2
1	1	0	--	0	2	5	1
1	1	0	--	0	2	5	3
1	1	0	--	0	2	4	3
1	1	0	--	0	2	3	2
1	1	0	--	0	2	3	1
1	1	0	--	0	2	3	3
1	1	0	--	0	2	4	3
1	1	0	--	0	2	4	1
1	1	0	--	0	2	3	0
1	0	0	--	1	1	4	5
50	34	9	3	4	75	181	137

AWAY

GP	W	L	T	OT	P	GF	GA
3	2	1	0	0	4	10	5
2	0	1	1	0	1	4	5
3	1	1	1	0	3	6	4
2	1	1	0	0	2	9	6
3	1	2	0	0	2	9	8
4	1	2	--	1	3	11	21
4	2	1	--	1	5	11	11
4	2	0	--	2	6	11	8
3	1	2	--	0	2	9	14
3	3	0	--	0	6	17	8
3	0	3	--	0	0	2	10
3	1	2	--	0	2	4	7
3	3	0	--	0	6	13	1
1	1	0	--	0	2	4	4
1	0	1	--	0	0	0	3
1	0	0	--	1	1	1	2
1	1	0	--	0	2	3	2
1	0	0	--	1	1	3	4
1	0	1	--	0	0	1	3
1	0	1	--	0	0	0	3
1	1	0	--	0	2	5	2
1	1	0	--	0	2	5	2
1	0	1	--	0	0	0	3
1	0	0	--	1	1	2	3
51	22	20	2	7	53	140	139

2024-25 WASHINGTON CAPITALS vs. WINNIPEG JETS

CAPITALS LOST SEASON SERIES,
0-0-2 • WINNIPEG 2-0-02024-25 Meetings
Feb. 1 at Washington, L, 4-5 (OT)
March 25 at Winnipeg, L, 2-3 (OT)

Washington	Jets	Capitals	Attend	Goaltenders	W. Goal
FEB. 1, 2025	5	4	18,573	CONNOR HELLEBUYCK / LOGAN THOMPSON	JOSH MORRISSEY
Winnipeg	Jets	Capitals	Attend	Goaltenders	W. Goal
MARCH 25, 2025	3	2	15,225	CONNOR HELLEBUYCK / LOGAN THOMPSON	NIKOLAJ EHLERS

CAPITALS	GP	G	A	P	+/-	PIM	PP	SH	GW	EN	S	%
Matt Roy	2	0	3	3	1	0	0	0	0	0	6	0.0
Alex Ovechkin	2	2	0	2	-1	0	0	0	0	0	6	33.3
Tom Wilson	2	1	1	2	0	0	0	0	0	0	3	33.3
Andrew Mangiapane	2	1	0	1	1	4	0	0	0	0	2	50.0
Taylor Raddysh	2	1	0	1	1	2	0	0	0	0	3	33.3
Pierre-Luc Dubois	2	1	0	1	-2	0	0	0	0	0	6	16.7
John Carlson	2	0	1	1	-2	0	0	0	0	0	3	0.0
Trevor van Riemsdyk	2	0	1	1	1	0	0	0	0	0	3	0.0
Dylan Strome	2	0	1	1	0	0	0	0	0	0	3	0.0
Jakob Chychrun	2	0	1	1	0	0	0	0	0	0	6	0.0
Connor McMichael	2	0	1	1	-2	0	0	0	0	0	2	0.0
Aliaksei Protas	2	0	1	1	0	2	0	0	0	0	4	0.0
Lars Eller	2	0	0	0	1	2	0	0	0	0	2	0.0
Nic Dowd	2	0	0	0	-1	0	0	0	0	0	0	--
Anthony Beauvillier	1	0	0	0	0	0	0	0	0	0	1	0.0
Brandon Duhaime	2	0	0	0	0	0	0	0	0	0	2	0.0
Martin Fehérváry	2	0	0	0	-1	2	0	0	0	0	1	0.0
Rasmus Sandin	2	0	0	0	1	0	0	0	0	0	3	0.0
Ethan Frank	1	0	0	0	2	0	0	0	0	0	2	0.0

JETS	GP	G	A	P	+/-	PIM	PP	SH	GW	EN	S	%
Josh Morrissey	2	3	0	3	-2	0	0	0	1	0	6	50.0
Dylan Samberg	2	1	2	3	2	2	0	0	0	0	5	20.0
Cole Perfetti	2	1	2	3	0	2	1	0	0	0	3	33.3
Mark Scheifele	2	0	3	3	0	0	0	0	0	0	0	--
Vladislav Namestnikov	2	0	2	2	0	0	0	0	0	0	4	0.0
Neal Pionk	1	0	2	2	2	0	0	0	0	0	4	0.0
Nikolaj Ehlers	2	1	0	1	1	0	0	0	1	0	5	20.0
Mason Appleton	2	1	0	1	1	0	0	0	0	0	4	25.0
Alex Iafallo	2	1	0	1	1	0	0	0	0	0	1	100.0
Nino Niederreiter	2	0	1	1	-1	0	0	0	0	0	0	--
Dylan DeMelo	2	0	1	1	-3	0	0	0	0	0	2	0.0
Adam Lowry	1	0	1	1	1	0	0	0	0	0	4	0.0
Kyle Connor	2	0	1	1	0	0	0	0	0	0	4	0.0
Luke Schenn	1	0	0	0	-1	2	0	0	0	0	1	0.0
Colin Miller	2	0	0	0	1	4	0	0	0	0	4	0.0
Brandon Tanev	1	0	0	0	0	0	0	0	0	0	0	--
Logan Stanley	2	0	0	0	0	0	0	0	0	0	2	0.0
Gabriel Vilardi	1	0	0	0	-1	0	0	0	0	0	1	0.0
Morgan Barron	1	0	0	0	0	0	0	0	0	0	0	--
Rasmus Kupari	2	0	0	0	0	0	0	0	0	0	3	0.0
David Gustafsson	1	0	0	0	0	0	0	0	0	0	2	0.0
Parker Ford	1	0	0	0	0	0	0	0	0	0	0	--

GOALTENDER	GP	MIN	GA	GAA	SO	W	L	OT	SA	SV%
Logan Thompson	2	123	8	3.89	0	0	0	2	55	.855

GOALTENDER	GP	MIN	GA	GAA	SO	W	L	OT	SA	SV%
Connor Hellebuyck	2	123	6	2.92	0	2	0	0	58	.897

POWER PLAY/PENALTY	
POWER PLAY: 0 - 3 (0%)	PENALTY KILLING: 3 - 4 (75%)

POWER PLAY/PENALTY	
POWER PLAY: 1 - 4 (25%)	PENALTY KILLING: 3 - 3 (100%)

Playoff History

YEAR-BY-YEAR PLAYOFF RECORDS

Year	Series	W	L	GP	W	L	GF	GA	Result
2023-24	1	0	1	4	0	4	7	15	Reached First Round
2021-22	1	0	1	6	2	4	19	20	Reached First Round
2020-21	1	0	1	5	1	4	10	16	Reached First Round
2019-20	1	0	1	8	2	5	13	23	Reached First Round
2018-19	1	0	1	7	3	4	20	21	Reached First Round
2017-18	4	4	0	24	16	8	86	61	Won Stanley Cup
2016-17	2	1	1	13	7	6	36	36	Reached Second Round
2015-16	2	1	1	12	6	6	29	22	Reached Second Round
2014-15	2	1	1	14	7	7	28	28	Reached Second Round
2012-13	1	0	1	7	3	4	12	16	Reached ECQF
2011-12	2	1	1	14	7	7	29	30	Reached ECSF
2010-11	2	1	1	9	4	5	23	24	Reached ECSF
2009-10	1	0	1	7	3	4	22	20	Reached ECQF
2008-09	2	1	1	14	7	7	41	38	Reached ECSF
2007-08	1	0	1	7	3	4	20	23	Reached ECQF
2002-03	1	0	1	6	2	4	15	14	Reached ECQF
2000-01	1	0	1	6	2	4	10	14	Reached ECQF
1999-00	1	0	1	5	1	4	8	17	Reached ECQF
1997-98	4	3	1	21	12	9	53	44	Reached SCF
1995-96	1	0	1	6	2	4	17	21	Reached ECQF
1994-95	1	0	1	7	3	4	26	29	Reached ECQF
1993-94	2	1	1	11	5	6	32	32	Reached ECSF
1992-93	1	0	1	6	2	4	22	23	Reached DSF
1991-92	1	0	1	7	3	4	27	25	Reached DSF
1990-91	2	1	1	11	5	6	29	35	Reached DF
1989-90	3	2	1	15	8	7	49	48	Reached CF
1988-89	1	0	1	6	2	4	19	25	Reached DSF
1987-88	2	1	1	14	7	7	54	50	Reached DF
1986-87	1	0	1	7	3	4	19	19	Reached DSF
1985-86	2	1	1	9	5	4	36	24	Reached DF
1984-85	1	0	1	5	2	3	12	14	Reached DSF
1983-84	2	1	1	8	4	4	28	25	Reached DF
1982-83	1	0	1	4	1	3	11	19	Reached DSF
33-Year Totals	51	20	31	305	140	164	862	871	

*Note: Shootout loss occurred in 2019-20 at Tampa Bay

ALL-TIME PLAYOFF RECORD VS. OPPONENTS – SERIES

Opponent	Series	W	L	Last Meeting	Round	Result
Boston	4	2	2	2020-21	ECFR	L, 1-4
Buffalo	1	1	0	1997-98	ECF	W, 4-2
Carolina	1	0	1	2018-19	ECFR	L, 3-4
Columbus	1	1	0	2017-18	ECFR	W, 4-2
Detroit	1	0	1	1997-98	SCF	L, 0-4
Florida	1	0	1	2021-22	ECFR	L, 2-4
Montreal	1	0	1	2009-10	ECQF	L, 3-4
New Jersey	2	1	1	1989-90	ECQF	W, 4-2
NY Islanders	8	2	6	2019-20	ECFR	L, 4-1
NY Rangers	10	4	6	2023-24	ECFR	L, 0-4
Ottawa	1	1	0	1997-98	ECSF	W, 4-1
Philadelphia	5	3	2	2019-20	ECQR	W, 4-2
Pittsburgh	11	2	9	2017-18	ECSR	W, 4-2
Tampa Bay	3	1	2	2019-20	ECQR	W, 4-3
Toronto	1	1	0	2016-17	ECFR	W, 4-2
Vegas	1	1	0	2017-18	SCF	W, 4-1

ALL-TIME PLAYOFF RECORD VS. OPPONENTS – GAMES

Opponent	Total					Home					Away				
	GP	W	L	GF	GA	GP	W	L	GF	GA	GP	W	L	GF	GA
Boston	23	10	13	49	60	12	4	8	26	35	11	6	5	23	25
Buffalo	6	4	2	13	11	3	1	2	4	6	3	3	0	9	5
Carolina	7	3	4	20	21	4	3	1	17	9	3	0	3	3	12
Columbus	6	4	2	24	18	3	1	2	11	12	3	3	0	13	6
Detroit	4	0	4	7	13	2	0	2	2	6	2	0	2	5	7
Florida	6	2	4	19	20	3	1	2	11	8	3	1	2	8	12
Montreal	7	3	4	22	20	4	1	3	10	12	3	2	1	12	8
New Jersey	13	7	6	44	43	7	3	4	15	17	6	4	2	29	26
NY Islanders	42	17	25	112	131	23	10	13	61	74	19	7	12	51	57
NY Rangers	59	28	31	151	149	29	18	11	72	60	30	10	20	79	89
Ottawa	5	4	1	18	7	3	3	0	13	3	2	1	1	5	4
Philadelphia	30	16	14	100	87	16	10	6	53	45	14	6	8	47	42
Pittsburgh	68	28	40	195	214	35	16	19	91	98	32	12	21	104	116
Tampa Bay	18	6	11	50	47	8	1	7	16	24	10	5	4	34	23
Toronto	6	4	2	18	16	3	2	1	8	7	3	2	1	10	9
Vegas	5	4	1	20	14	2	2	0	9	3	3	2	1	11	11
Totals	305	140	164	862	871	157	76	81	419	419	148	64	83	443	452

*Note: Shootout loss occurred in 2019-20 at Tampa Bay

PLAYOFF RECORDS BY GAME

Game 1:	30-22	Home: 20-12	Road: 10-10		When Trailing, 1-2: 9-10 When Trailing, 0-3: 3-4	
Game 2:	25-27 When Leading, 1-0: 13-17 When Trailing, 0-1: 12-10	Home: 16-15	Road: 9-12	Game 5:	19-26 When Leading, 3-1: 4-9 When Tied, 2-2: 9-11 When Trailing, 1-3: 6-6	Home: 14-15 Road: 5-11
Game 3:	19-33 When Leading, 2-0: 4-9 When Tied, 1-1: 12-17 When Trailing, 0-2: 3-7	Home: 6-14	Road: 13-19	Game 6:	17-17 When Leading, 3-2: 9-9 When Trailing 2-3: 8-8	Home: 5-6 Road: 12-11
Game 4:	24-26 When Leading, 3-0: 0-1 When Leading, 2-1: 12-11	Home: 11-10	Road: 13-16	Game 7:	5-12	Home: 3-9 Road: 2-3

All-Time Playoff Scoring

	Player	GP	G	A	PTS	PIM	PPG	SH	GW
1.	Alex Ovechkin*	151	72	69	141	77	28	0	10
2.	Nicklas Backstrom*	139	38	76	114	62	10	0	7
3.	John Carlson*	127	20	55	75	54	12	0	1
4.	Dale Hunter	100	25	47	72	372	11	0	2
5.	Evgeny Kuznetsov*	87	29	38	67	48	6	0	4
6.	Mike Ridley	76	19	41	60	40	3	1	2
	T.J. Oshie*	76	29	31	60	67	17	0	6
8.	Peter Bondra	73	30	26	56	54	13	0	6
9.	Michal Pivonka	95	19	36	55	86	5	1	1
10.	Calle Johansson	95	12	42	54	42	4	0	1
11.	Scott Stevens	67	9	44	53	180	4	0	2
12.	Kevin Hatcher	83	16	32	48	224	4	2	1
13.	Kelly Miller	100	17	30	47	59	1	4	2
14.	Mike Gartner	47	16	27	43	61	4	0	1
15.	Joseph Juneau	44	13	28	41	22	3	1	5
16.	Dave Christian	49	17	19	36	17	4	0	1
17.	Mike Green	71	9	26	35	75	6	0	2
	Dino Ciccarelli	32	21	14	35	54	8	0	3
19.	Alexander Semin	51	15	19	34	46	5	0	4
	Tom Wilson*	87	15	19	34	150	3	0	2
21.	Brooks Laich	65	10	22	32	26	2	0	1
	Marcus Johansson	75	10	22	32	6	2	0	3
23.	Sergei Gonchar	51	13	18	31	48	5	1	3
	Lars Eller*	59	9	22	31	32	1	0	3
25.	Bengt-Ake Gustafsson	32	9	19	28	16	6	0	1
26.	Dmitri Khristich	45	9	17	26	33	4	0	1
	Larry Murphy	42	9	17	26	51	5	0	2
	Jason Chimera	63	12	14	26	30	0	0	6
29.	Robert Gould	50	12	12	24	50	1	2	1
30.	Bobby Carpenter	32	10	13	23	53	3	0	1
	Dmitry Orlov*	74	2	21	23	24	0	0	0
32.	Matt Niskanen*	70	2	20	22	33	1	0	0
33.	John Druce	34	16	4	20	32	9	1	5
	Sylvain Cote	40	6	14	20	30	1	0	0
	Adam Oates	32	6	14	20	12	1	1	1
	Geoff Courtnall	21	6	14	20	44	2	0	2
37.	Jay Beagle*	85	8	11	19	26	1	0	2
	Alan Haworth	32	8	11	19	24	2	0	1
39.	Andre Burakovsky*	56	9	9	18	12	0	0	1
	Joel Ward	35	5	13	18	14	1	0	2
	Rod Langway	78	2	16	18	55	1	0	1
42.	Steve Konowalchuk	39	5	12	17	44	2	2	0
43.	Justin Williams	25	6	10	16	20	1	0	1
	Al Iafate	23	11	5	16	40	4	0	2
	Gaetan Duchesne	33	10	6	16	39	0	1	1
	Andrei Nikolishin	32	1	15	16	18	1	0	0
47.	Brian Bellows	21	6	7	13	6	2	0	1
	Gregory Adams	36	2	11	13	132	1	0	0
	Sergei Fedorov	21	2	11	13	20	0	0	1
50.	Tom Poti	27	2	10	12	17	1	0	0
	Todd Krygier	35	8	4	12	36	0	1	2
	Stephen Leach	44	6	6	12	28	1	0	1
53.	Brooks Orpik*	64	2	9	11	44	0	0	2
	Brett Connolly*	38	8	3	11	12	1	0	0
	Karl Alzner	64	3	8	11	16	0	0	1
	Matt Bradley	37	3	8	11	8	0	1	1
	Mike Knuble	24	6	5	11	20	1	1	0
58.	Richard Zednik	22	7	3	10	21	2	0	0
	Craig Laughlin	27	6	4	10	18	1	0	4
60.	Troy Brouwer	35	3	6	9	28	1	0	1
	Keith Jones	26	4	5	9	75	1	0	0
	Viktor Kozlov	21	4	5	9	8	0	0	1
	Jeff Halpern	19	4	5	9	23	2	0	2
64.	Jakub Vrana*	38	3	5	8	10	1	0	2
	Devante Smith-Pelly*	27	7	1	8	12	0	0	2
	John Tucker	12	1	7	8	0	0	0	0
67.	Chandler Stephenson*	30	2	5	7	10	0	1	0
	John Erskine	39	1	6	7	32	0	0	0
	David Steckel	24	4	3	7	8	0	0	1
	Robert Rouse	21	4	3	7	51	1	0	0
	Joseph Reekie	48	3	4	7	57	0	1	1
	Doug Jarvis	17	3	4	7	8	0	0	0
	Jaromir Jagr	6	2	5	7	2	1	0	0
74.	Anthony Mantha	11	0	6	6	19	0	0	0
	Michal Kempny*	29	2	4	6	14	0	0	0
	Kevin Shattenkirk	13	1	5	6	6	1	0	1
	Eric Fehr	33	5	1	6	10	0	0	0
	Esa Tikkanen	21	3	3	6	20	1	0	0

	Player	GP	G	A	PTS	PIM	PPG	SH	GW
	Dave Tippett	17	2	4	6	8	0	0	0
	Garry Galley	15	2	4	6	13	0	0	0
	Michael Eagles	25	1	5	6	8	0	0	0
	Yvon Corriveau	18	1	5	6	32	0	0	0
	Jason Arnott	9	1	5	6	2	1	0	0
84.	Nic Dowd	30	4	1	5	18	0	0	1
	Garnet Hathaway	19	3	2	5	32	0	0	0
	Nate Schmidt	21	1	4	5	6	0	0	0
	Tomas Fleischmann	22	3	2	5	10	1	0	1
	Michael Nylander	9	3	2	5	10	1	0	1
	Bryan Erickson	8	2	3	5	7	1	0	0
	Pat Elynuik	6	2	3	5	19	0	0	0
	Boyd Gordon	36	1	4	5	10	0	1	0
92.	Braden Holtby*	97	0	4	4	6	0	0	0
	Mathieu Perreault	11	1	3	4	0	0	0	0
	Brendan Witt	31	4	0	4	26	1	0	0
	Chris Simon	28	3	1	4	54	0	0	0
	Timothy Bergland	26	2	2	4	22	0	0	0
	Pat Peake	13	2	2	4	20	2	0	0
	David Poulin	13	2	2	4	19	0	0	0
	Dainius Zubrus	12	2	2	4	6	1	0	0
	Randy Burridge	17	1	3	4	12	0	0	0
	Roman Hamlik	14	1	3	4	12	0	0	0
	Glen Currie	12	1	3	4	4	0	0	0
	Andrew Brunette	6	1	3	4	0	0	0	0
	Phil Housley	18	0	4	4	4	0	0	0
	Trevor Linden	6	0	4	4	14	0	0	0
106.	Martin Fehervary	12	2	1	3	10	0	0	0
	Justin Schultz	11	1	2	3	8	0	0	0
	Carl Hagelin	20	0	3	3	2	0	0	0
	Lou Franceschetti	33	2	1	3	83	0	0	1
	Gregory Smith	25	2	1	3	43	0	1	0
	Robert Joyce	14	2	1	3	9	0	0	0
	John Barrett	9	2	1	3	35	0	0	1
	Robert Lang	6	2	1	3	2	0	0	1
	Alan May	39	1	2	3	80	0	0	1
	Ken Klee	34	1	2	3	38	0	0	0
	Mark Tinordi	28	1	2	3	60	0	0	0
	Michael Lalor	10	1	2	3	22	0	0	0
	Marco Sturm	9	1	2	3	4	1	0	0
	Jorgen Pettersson	8	1	2	3	2	1	0	0
	Dennis Wideman	14	0	3	3	2	0	0	0
120.	Trevor van Riemsdyk	6	1	1	2	0	0	0	0
	Dylan Strome	4	1	1	2	0	1	0	0
	Connor McMichael	8	1	1	2	2	0	0	0
	Hendrix Lapierre	4	1	1	2	0	0	0	0
	Aliaksei Protas	4	0	2	2	0	0	0	0
	Conor Sheary	11	1	1	2	2	0	0	0
	Johan Larsson	6	0	2	2	2	0	0	0
	Brenden Dillon	13	1	1	2	8	0	0	0
	Radko Gudas	5	0	2	2	2	0	0	0
	Alex Chiasson*	16	1	1	2	4	0	0	0
	Milan Jurcina	21	2	0	2	18	0	1	0
	Peter Sundstrom	14	2	0	2	6	0	1	1
	Matt Hendricks	21	1	1	2	10	0	0	0
	Nick Kypreos	16	1	1	2	53	0	0	0
	Donald Brashear	11	1	1	2	18	0	0	0
	John Slaney	11	1	1	2	2	1	0	0
	Mike Ribeiro	7	1	1	2	10	0	0	1
	Joe Corvo	7	1	1	2	4	0	0	0
	Mike Grier	6	1	1	2	2	0	0	0
	Dennis Maruk	4	1	1	2	2	0	0	0
	Shaone Morrisonn	26	0	2	2	16	0	0	0
	Brian Pothier	13	0	2	2	8	0	0	0
	James Johnson	13	0	2	2	14	0	0	0
	Ulf Dahlen	11	0	2	2	4	0	0	0
	Darren Veitch	10	0	2	2	19	0	0	0
	Paul Cavallini	6	0	2	2	18	0	0	0
	Kip Miller	5	0	2	2	2	0	0	0
	Brian Engblom	4	0	2	2	2	0	0	0
	Jeff Brown	2	0	2	2	0	0	0	0
	Keith Aucoin	14	0	2	2	2	0	0	0
150.	Alex Alexeyev	4	0	1	1	4	0	0	0
	Max Pacioretty	4	0	1	1	2	0	0	0
	Daniel Sprong	3	0	1	1	4	0	0	0
	Travis Boyd*	6	1	0	1	0	0	0	0
	Richard Panik	8	1	0	1	6	0	0	0

Player	GP	G	A	PTS	PIM	PPG	SH	GW	Player	GP	G	A	PTS	PIM	PPG	SH	GW
Ilya Kovalchuk	8	0	1	1	2	0	0	0	Joe Murphy	5	0	0	0	8	0	0	0
Christian Djoos*	25	0	1	1	4	0	0	0	Doug Wickenheiser	5	0	0	0	2	0	0	0
Nathan Walker*	1	0	1	1	0	0	0	0	Brian Sutherby	5	0	0	0	10	0	0	0
Jakub Jerabek*	2	0	1	1	2	0	0	0	Sonny Milano	4	0	0	0	0	0	0	0
Taylor Chorney	7	0	1	1	4	0	0	0	Dylan McIlrath	4	0	0	0	10	0	0	0
Tim Gleason	14	0	1	1	5	0	0	0	Beck Malenstyn	4	0	0	0	2	0	0	0
Curtis Glencross	10	1	0	1	2	0	0	0	Michael Latta	4	0	0	0	2	0	0	0
Jack Hillen	7	0	1	1	6	0	0	0	Martin Erat	4	0	0	0	4	0	0	0
Steve Oleksy	7	0	1	1	4	0	0	0	Michael Raffl	4	0	0	0	4	0	0	0
Craig Berube	38	1	0	1	90	0	0	1	Dmitri Mironov	4	0	0	0	4	0	0	0
Grant Ledyard	14	1	0	1	30	0	0	0	Todd Nelson	4	0	0	0	0	0	0	0
Shawn Anderson	14	1	0	1	12	0	0	0	Kent Paynter	4	0	0	0	10	0	0	0
Gary Sampson	12	1	0	1	0	0	0	0	Bob Mason	4	0	0	0	0	0	0	0
Chris Clark	8	1	0	1	8	0	0	0	Nicolas Aube-Kubel	3	0	0	0	2	0	0	0
Edward Kastelic	6	1	0	1	32	1	0	0	Terry Yake	3	0	0	0	0	0	0	0
Steve Eminger	5	1	0	1	2	0	0	0	Glen Metropolit	3	0	0	0	2	0	0	0
Jason Woolley	4	1	0	1	4	0	0	1	Dwight Schofield	3	0	0	0	14	0	0	0
Kenneth Houston	4	1	0	1	4	0	0	0	Scot Kleinendorst	3	0	0	0	0	0	0	0
Robert Pearson	3	1	0	1	17	0	0	1	Jeff Nelson	3	0	0	0	4	0	0	0
Grant Martin	1	1	0	1	2	0	0	0	Mark Taylor	3	0	0	0	0	0	0	0
Neil Sheehy	21	0	1	1	130	0	0	0	Lucas Johansen	2	0	0	0	0	0	0	0
Al Jensen	12	0	1	1	4	0	0	0	Shane Gersich*	2	0	0	0	0	0	0	0
Scott Hannan	9	0	1	1	2	0	0	0	Brian Pinho	2	0	0	0	0	0	0	0
David Shand	8	0	1	1	13	0	0	0	Mike Weber	2	0	0	0	0	0	0	0
Paul MacDermid	7	0	1	1	22	0	0	0	Andre Hidi	2	0	0	0	0	0	0	0
Eric Belanger	7	0	1	1	4	0	0	0	Milan Novy	2	0	0	0	0	0	0	0
Brad Schlegel	7	0	1	1	2	0	0	0	Igor Ulanov	2	0	0	0	4	0	0	0
John Blum	6	0	1	1	4	0	0	0	Jeff Greenlaw	2	0	0	0	21	0	0	0
Sergei Berezin	6	0	1	1	0	0	0	0	Christopher Valentine	2	0	0	0	4	0	0	0
Jason Doig	6	0	1	1	6	0	0	0	Rasmus Sandin	1	0	0	0	2	0	0	0
Brendan Morrison	5	0	1	1	2	0	0	0	Ivan Miroshnichenko	1	0	0	0	0	0	0	0
Mike McEwen	5	0	1	1	4	0	0	0	Vincent Iorio	1	0	0	0	0	0	0	0
Peter Andersson	5	0	1	1	2	0	0	0	Brett Leason	1	0	0	0	0	0	0	0
Greg Theberge	4	0	1	1	0	0	0	0	Daniel Carr	1	0	0	0	2	0	0	0
Stewart Holt	4	0	1	1	20	0	0	0	Jeff Toms	1	0	0	0	0	0	0	0
Tyler Sloan	4	0	1	1	0	0	0	0	Scott Walker	1	0	0	0	0	0	0	0
Ivan Ciernik	2	0	1	1	6	0	0	0	Mikko Leinonen	1	0	0	0	0	0	0	0
Christopher Felix	2	0	1	1	0	0	0	0	Sean Collins	1	0	0	0	0	0	0	0
Don Beaupre	36	0	1	1	4	0	0	0	Steve Maltais	1	0	0	0	0	0	0	0
Nick Jensen	27	0	0	0	10	0	0	0	Grant Jennings	1	0	0	0	0	0	0	0
Daniel Winnik	25	0	0	0	4	0	0	0	Jaroslav Svejkskovsky	1	0	0	0	2	0	0	0
Trent Whitfield	14	0	0	0	12	0	0	0	Nolan Baumgartner	1	0	0	0	10	0	0	0
Timo Blomqvist	13	0	0	0	24	0	0	0	Edward Bulley	1	0	0	0	0	0	0	0
Mike Richards	12	0	0	0	4	0	0	0	Jim McKenzie	1	0	0	0	0	0	0	0
Jonas Siegenthaler	11	0	0	0	2	0	0	0	Craig Billington	1	0	0	0	0	0	0	0
David Jensen	11	0	0	0	2	0	0	0	Paul Carey	1	0	0	0	0	0	0	0
Ken Sabourin	11	0	0	0	34	0	0	0									
Joseph Sacco	11	0	0	0	6	0	0	0									
Rob Zettler	11	0	0	0	2	0	0	0									
Rob Murray	9	0	0	0	18	0	0	0									
Kevin Kaminski	8	0	0	0	52	0	0	0									
Matt Cooke	7	0	0	0	4	0	0	0									
Joel Kwiatkowski	6	0	0	0	2	0	0	0									
Eric Charron	6	0	0	0	8	0	0	0									
Steve Poapst	6	0	0	0	0	0	0	0									
Rick Tabaracci	6	0	0	0	4	0	0	0									
Zdeno Chara	5	0	0	0	2	0	0	0									
Stefan Ustorf	5	0	0	0	0	0	0	0									

*Indicates 2018 Stanley Cup

Career Leaders

GAMES PLAYED

1. Alex Ovechkin.....151
2. Nicklas Backstrom 139
3. John Carlson..... 127
4. Dale Hunter 100
5. Kelly Miller 100
6. Michal Pivonka..... 95
7. Calle Johansson 95
8. Evgeny Kuznetsov 87
9. Tom Wilson..... 87
10. Jay Beagle..... 85

GOALS

1. Alex Ovechkin 72
2. Nicklas Backstrom 38
3. Peter Bondra 30
4. Evgeny Kuznetsov 29
5. T.J. Oshie 29
6. Dale Hunter 25
7. Dino Ciccarelli..... 21
8. John Carlson..... 20
9. Mike Ridley 19
10. Michal Pivonka..... 19

POWER-PLAY GOALS

1. Alex Ovechkin 28
2. T.J. Oshie 17
3. Peter Bondra..... 13
4. John Carlson 12
5. Dale Hunter 11

ASSISTS

1. Nicklas Backstrom 76
2. Alex Ovechkin..... 69
3. John Carlson..... 55
4. Dale Hunter 47
5. Scott Stevens 44
6. Calle Johansson 42
7. Mike Ridley..... 41
8. Evgeny Kuznetsov 38
9. Michal Pivonka 36
10. Kevin Hatcher 32

SHORTHANDED GOALS

1. Kelly Miller 4
2. Kevin Hatcher 2
3. Robert Gould..... 2
4. Steve Konowalchuk..... 2
5. 16 tied with 1

PENALTY MINUTES

1. Dale Hunter 372
2. Kevin Hatcher 224
3. Scott Stevens 180
4. Tom Wilson..... 150
5. Gregory Adams 132
6. Neil Sheehy 130
7. Craig Berube..... 90
8. Michal Pivonka..... 86
9. Lou Franceschetti 83
10. Alan May 80

GAME WINNING GOALS

1. Alex Ovechkin 10
2. Nicklas Backstrom 7
3. T.J. Oshie 6
4. Peter Bondra 6
5. Jason Chimera 6
6. Joseph Juneau 5
7. John Druce 5

All-Time Playoff Goaltending

PLAYOFF GOALTENDING BY GOALS-AGAINST AVERAGE

Player	GP	MIN	W	L	GA	AVG	SO	SA	PCT
Robert Mason	4	307	2	2	9	1.76	1	143	.937
Braden Holtby*	97	6,013	50	46	213	2.13	7	2,888	.926
Olie Kolzig	45	2,799	20	24	100	2.14	6	1,376	.927
Michal Neuvirth	9	590	4	5	23	2.34	1	261	.912
Semyon Varlamov	19	1,107	10	9	46	2.49	2	542	.915
Byron Dafoe	3	138	0	2	6	2.61	0	42	.857
Craig Anderson	2	112	1	1	5	2.67	0	70	.929
Rick Tabaracci	6	415	1	5	20	2.89	0	210	.905
Pat Riggin	10	453	2	5	22	2.93	0	120	.876
Cristobal Huet	7	451	3	4	22	2.93	0	242	.909
Ilya Samsonov	8	463	1	6	23	2.98	0	247	.907
Don Beaupre	36	1,992	18	15	99	2.98	2	948	.896
Craig Billington	1	20	0	0	1	3.00	0	6	.833
Pete Peeters	30	1,736	15	15	91	3.15	0	817	.888
Al Jensen	12	598	5	5	32	3.22	0	206	.886
Mike Liut	11	555	4	5	32	3.46	0	252	.873
Charlie Lindgren	4	235	0	4	14	3.58	0	103	.864
Jose Theodore	4	178	0	2	11	3.71	0	73	.849
Philipp Grubauer*	4	184	1	1	13	4.24	0	79	.835
Vitek Vanecek	3	112	1	1	8	4.25	0	55	.855
Jim Carey	10	455	2	5	35	4.61	0	190	.816
Clint Malarchuk	4	193	0	2	15	4.65	0	95	.842

*Indicates 2018 Stanley Cup Champion

GAMES PLAYED

1. Braden Holtby 97
2. Olie Kolzig 45
3. Don Beaupre 36
4. Pete Peeters 30
5. Semyon Varlamov 19

MINUTES

1. Braden Holtby 6,013
2. Olie Kolzig 2,799
3. Don Beaupre 1,992
4. Pete Peeters 1,731
5. Semyon Varlamov 1,107

WINS

1. Braden Holtby 50
2. Olie Kolzig 20
3. Don Beaupre 18
4. Pete Peeters 15
5. Semyon Varlamov 10

SHUTOUTS

1. Braden Holtby 7
2. Olie Kolzig 6
3. Don Beaupre 2
- Semyon Varlamov 2
5. Michal Neuvirth 1
- Robert Mason 1

ALL-TIME SHUTOUTS

Shutouts For (19)

Date	Opponent	Score	Goaltender
4/20/19	vs. Carolina	6-0	Braden Holtby
5/23/18	@ Tampa Bay	4-0	Braden Holtby
5/21/18	Tampa Bay	3-0	Braden Holtby
4/24/16	@ Philadelphia	1-0	Braden Holtby
4/14/16	Philadelphia	2-0	Braden Holtby
5/4/15	NY Rangers	1-0	Braden Holtby
5/4/13	NY Rangers	1-0 (OT)	Braden Holtby
4/15/11	NY Rangers	2-0	Michal Neuvirth
4/24/09	NY Rangers	4-0	Semyon Varlamov
4/20/09	@ NY Rangers	4-0	Semyon Varlamov
4/10/03	@ Tampa Bay	3-0	Olie Kolzig
4/12/01	Pittsburgh	1-0	Olie Kolzig
5/30/98	@ Buffalo	2-0	Olie Kolzig
5/15/98	Ottawa	3-0	Olie Kolzig
5/13/98	@ Ottawa	2-0	Olie Kolzig
4/28/98	@ Boston	3-0	Olie Kolzig
4/21/94	Pittsburgh	2-0	Don Beaupre
4/5/91	@ NY Rangers	3-0	Don Beaupre
4/11/87	@ NY Islanders	2-0	Bob Mason

Shutouts Against (17)

Date	Opponent	Score	Goaltender
8/20/20	NY Islanders	0-4	Semyon Varlamov
4/15/19	@ Carolina	0-5	Petr Mrazek
5/10/17	Pittsburgh	0-2	Marc-Andre Fleury
4/22/16	Philadelphia	0-2	Michal Neuvirth
5/13/13	NY Rangers	0-5	Henrik Lundqvist
5/12/13	@ NY Rangers	0-1	Henrik Lundqvist
4/12/12	@ Boston	0-1	Tim Thomas
4/18/09	NY Rangers	0-1	Henrik Lundqvist
4/13/08	Philadelphia	0-2	Martin Biron
4/16/01	@ Pittsburgh	0-3	Johan Hedberg
4/13/00	Pittsburgh	0-7	Ron Tugnutt
5/23/98	Buffalo	0-2	Dominik Hasek
5/1/98	Boston	0-4	Byron Dafoe
5/18/95	@ Pittsburgh	0-3	Ken Wregget
5/5/94	NY Rangers	0-3	Mike Richter
4/7/91	NY Rangers	0-6	Mike Richter
5/5/90	@ Boston	0-3	Andy Moog

Playoff Overtimes

CAPITALS OVERTIME WINS

	Date	Opponent	Goal Scorer	Time	Game	Score
1.	4/10/85	NY Islanders	Alan Haworth	2:28	1	4-3
2.	4/11/85	NY Islanders (2 OT)	Mike Gartner	21:23	2	2-1
3.	4/16/88	Philadelphia	Dale Hunter	5:57	7	5-4
4.	4/8/89	Philadelphia	Kelly Miller	:51	3	4-3
5.	4/5/90	@ New Jersey	Dino Ciccarelli	5:34	1	5-4
6.	4/25/90	NY Rangers	Rod Langway	:34	4	4-3
7.	4/27/90	@ NY Rangers	John Druce	6:48	5	2-1
8.	4/11/91	@ NY Rangers	Dino Ciccarelli	6:44	5	5-4
9.	4/26/98	@ Boston (2 OT)	Joe Juneau	26:31	3	3-2
10.	5/3/98	@ Boston	Brian Bellows	15:24	6	3-2
11.	5/25/98	Buffalo	Todd Krygier	3:01	2	3-2
12.	5/28/98	@ Buffalo	Peter Bondra	9:37	3	4-3
13.	6/4/98	@ Buffalo	Joe Juneau	6:24	6	3-2
14.	4/18/01	@ Pittsburgh	Jeff Halpern	4:01	4	4-3
15.	5/11/09	@ Pittsburgh	David Steckel	6:22	6	5-4
16.	4/17/10	Montreal	Nicklas Backstrom	:31	2	6-5
17.	4/13/11	NY Rangers	Alexander Semin	18:24	1	2-1
18.	4/20/11	@ NY Rangers (2 OT)	Jason Chimera	32:36	4	4-3
19.	4/14/2012	@ Boston (2 OT)	Nicklas Backstrom	22:56	2	2-1
20.	4/25/2012	@ Boston	Joel Ward	2:57	7	2-1
21.	5/4/13	NY Rangers	Mike Green	8:00	2	1-0
22.	5/10/13	NY Rangers	Mike Ribeiro	9:24	5	2-1
23.	4/21/15	@ NY Islanders	Nicklas Backstrom	11:09	4	2-1
24.	4/28/16	Pittsburgh	T.J. Oshie	9:33	1	4-3
25.	4/13/17	Toronto	Tom Wilson	5:15	1	3-2
26.	4/21/17	Toronto	Justin Williams	1:04	5	2-1
27.	4/23/17	@ Toronto	Marcus Johansson	6:31	6	2-1
28.	5/1/17	@ Pittsburgh	Kevin Shattenkirk	3:13	3	3-2
29.	4/17/18	@ Columbus (2 OT)	Lars Eller	29:00	3	3-2
30.	4/21/18	Columbus	Nicklas Backstrom	11:53	5	4-3
31.	5/7/18	@Pittsburgh	Evgeny Kuznetsov	5:27	6	2-1
32.	4/13/19	Carolina	Brooks Orpik	1:48	2	4-3
33.	5/15/21	Boston	Nic Dowd	4:41	1	3-2

CAPITALS OVERTIME LOSSES

	Date	Opponent	Goal Scorer	Time	Game	Score
1.	4/13/84	@ NY Islanders	Anders Kallur	7:35	2	4-5
2.	4/17/86	NY Rangers	Brian MacLellan	1:16	1	3-4
3.	4/23/86	@ NY Rangers	Bob Brooke	2:40	4	5-6
4.	4/18/87	NY Islanders (4 OT)	Pat LaFontaine	68:47	7	2-3
5.	4/10/88	@ Philadelphia	Murray Craven	1:18	4	4-5
6.	4/19/91	@ Pittsburgh	Kevin Stevens	8:10	2	6-7
7.	4/20/93	NY Islanders (2 OT)	Brian Mullen	34:50	2	4-5
8.	4/22/93	@ NY Islanders	Ray Ferraro	4:46	3	3-4
9.	4/24/93	@ NY Islanders (2 OT)	Ray Ferraro	25:40	4	3-4
10.	5/14/95	@ Pittsburgh	Luc Robitaille	4:30	5	5-6
11.	4/24/96	Pittsburgh (4 OT)	Petr Nedved	79:15	4	2-3
12.	4/24/98	Boston (2 OT)	Darren Van Impe	20:54	2	3-4
13.	6/11/98	@ Detroit	Kris Draper	15:24	2	4-5
14.	4/15/00	@ Pittsburgh	Jaromir Jagr	5:49	2	1-2
15.	4/24/01	@ Pittsburgh	Martin Straka	13:04	6	3-4
16.	4/15/03	Tampa Bay	Vincent Lecavalier	2:29	3	3-4
17.	4/20/03	Tampa Bay (3 OT)	Martin St. Louis	44:03	6	1-2
18.	4/17/08	@ Philadelphia (2 OT)	Mike Knuble	26:40	4	3-4
19.	4/22/08	Philadelphia	Joffrey Lupul	6:06	7	2-3
20.	5/6/09	@ Pittsburgh	Kris Letang	11:23	3	2-3
21.	5/9/09	Pittsburgh	Evgeni Malkin	3:28	5	3-4
22.	4/15/10	Montreal	Tomas Plekanec	13:19	1	2-3
23.	5/1/11	Tampa Bay	Vincent Lecavalier	6:19	2	2-3
24.	4/12/2012	@ Boston	Chris Kelly	1:18	1	0-1
25.	4/22/2012	Boston	Tyler Seguin	3:17	6	3-4
26.	5/2/2012	NY Rangers (3 OT)	Marian Gaborik	74:41	3	1-2
27.	5/7/2012	@ NY Rangers	Marc Staal	1:35	5	2-3
28.	4/19/15	@ NY Islanders	John Tavares	0:15	3	1-2
29.	5/8/15	@ NY Rangers	Ryan McDonagh	9:37	5	1-2
30.	5/13/15	@ NY Rangers	Derek Stepan	11:24	7	1-2
31.	5/4/16	@ Pittsburgh	Patric Hornqvist	2:34	4	2-3
32.	5/10/16	@ Pittsburgh	Nick Bonino	6:32	6	3-4
33.	4/15/17	Toronto (2 OT)	Kasperi Kapanen	11:53	2	3-4
34.	4/17/17	@ Toronto	Tyler Bozak	1:37	3	3-4
35.	4/12/18	Columbus	Artemi Panarin	6:02	1	3-4
36.	4/15/17	Columbus	Matt Calvert	12:22	2	4-5
37.	4/24/19	Carolina (2 OT)	Brock McGinn	31:05	7	3-4
38.	8/16/20	@ NY Islanders	Mathew Barzal	4:28	3	0-3
39.	5/17/21	Boston	Brad Marchand	0:39	2	3-4
40.	5/19/21	@ Boston (2 OT)	Craig Smith	25:48	3	2-3
41.	5/9/22	Florida	Carter Verhaeghe	4:57	4	2-3
42.	5/13/22	Florida	Carter Verhaeghe	2:46	6	3-4

OVERTIME RECORD BY YEAR

Year	Total			Home			Away		
	GP	W	L	GP	W	L	GP	W	L
2021-22	2	0	2	2	0	2	0	0	0
2020-21	3	1	2	2	1	1	1	0	1
2019-20	2	0	1	0	0	0	2	0	1
2018-19	2	1	1	2	1	1	0	0	0
2017-18	5	3	2	3	1	2	2	2	0
2016-17	6	4	2	3	2	1	3	2	1
2015-16	3	1	2	1	1	0	2	0	2
2014-15	4	1	3	0	0	0	4	1	3
2012-13	2	2	0	2	2	0	0	0	0
2011-12	6	2	4	2	0	2	4	2	2
2010-11	3	2	1	2	1	1	1	1	0
2009-10	2	1	1	2	1	1	0	0	0
2008-09	3	1	2	1	0	1	2	1	1
2007-08	2	0	2	1	0	1	1	0	1
2002-03	2	0	2	2	0	2	0	0	0
2000-01	2	1	1	0	0	0	2	1	1
1999-00	1	0	1	0	0	0	1	0	1
1997-98	7	5	2	2	1	1	5	4	1
1995-96	1	0	1	1	0	1	0	0	0
1994-95	1	0	1	0	0	0	1	0	1
1993-94	0	0	0	0	0	0	0	0	0
1992-93	3	0	3	1	0	1	2	0	2
1991-92	0	0	0	0	0	0	0	0	0
1990-91	2	1	1	0	0	0	2	1	1
1989-90	3	3	0	1	1	0	2	2	0
1988-89	1	1	0	1	1	0	0	0	0
1987-88	2	1	1	1	1	0	1	0	1
1986-87	1	0	1	1	0	1	0	0	0
1985-86	2	0	2	1	0	1	1	0	1
1984-85	2	2	0	2	2	0	0	0	0
1983-84	1	0	1	0	0	0	1	0	1
Totals	76	33	42	36	16	20	40	17	22

*Note: Shootout loss occurred in 2019-20 at Tampa Bay

OVERTIME RECORD BY OPPONENT

Year	Total			Home			Away		
	GP	W	L	GP	W	L	GP	W	L
Boston	10	5	5	4	1	3	6	4	2
Buffalo	3	3	0	1	1	0	2	2	0
Carolina	2	1	1	2	1	1	0	0	0
Columbus	4	2	2	3	1	2	1	1	0
Detroit	1	0	1	0	0	0	1	0	1
Florida	2	0	2	2	0	2	0	0	0
Montreal	2	1	1	2	1	1	0	0	0
New Jersey	1	1	0	0	0	0	1	1	0
NY Islanders	10	3	7	4	2	2	6	1	5
NY Rangers	13	7	6	6	4	2	7	3	4
Ottawa	0	0	0	0	0	0	0	0	0
Philadelphia	5	2	3	3	2	1	2	0	2
Pittsburgh	14	5	9	3	1	2	11	4	7
Tampa Bay	4	0	3	3	0	3	0	0	0
Toronto	5	3	2	3	2	1	2	1	1
Totals	76	33	42	36	16	20	40	17	22

*Note: Shootout loss occurred in 2019-20 at Tampa Bay

Playoff Hat Tricks & Penalty Shots

CAPITALS HAT TRICKS

	Date	Player	Opponent	Score	Goaltender
1.	4/5/90	Dino Ciccarelli	@ New Jersey	W, 5-4	Sean Burke
2.	4/21/90	John Druce	@ NY Rangers	W, 6-3	John Vanbiesbrouck, Mike Richter
3.	4/25/92	Dino Ciccarelli (4)	@ Pittsburgh	W, 7-2	Tom Barrasso, Ken Wregget
4.	4/20/93	Dale Hunter	NY Islanders	L, 4-5 2 OT	Glenn Healy
5.	4/26/93	Al Iafrate	NY Islanders	W, 6-4	Glenn Healy, Mark Fitzpatrick
6.	5/4/09	Alex Ovechkin	Pittsburgh	W, 4-3	Marc-Andre Fleury
7.	4/17/10	Nicklas Backstrom	Montreal	W, 6-5 OT	Jaroslav Halak
8.	4/28/16	T.J. Oshie	Pittsburgh	W, 4-3 OT	Matthew Murray

OPPONENTS HAT TRICKS

	Date	Player	Opponent	Score	Goaltender
1.	4/10/83	Mike Bossy	NY Islanders	L, 6-3	Al Jensen, Pat Riffin
2.	4/20/88	Aaron Broten	New Jersey	L, 2-5	Pete Peeters
3.	4/22/88	Mark Johnson (4)	@ New Jersey	L, 4-10	Clint Malarchuk, Pete Peeters
4.	4/22/88	Patrik Sundstrom	@ New Jersey	L, 4-10	Clint Malarchuk, Pete Peeters
5.	4/19/90	Bernie Nicholls	@ NY Rangers	L, 3-7	Mike Liut
6.	4/23/92	Mario Lemieux	Pittsburgh	L, 4-6	Don Beaupre
6.	4/26/93	Ray Ferraro (4)	NY Islanders	W, 6-4	Don Beaupre
7.	5/11/98	Daniel Alfredsson	@ Ottawa	L, 3-4	Olie Kolzig
8.	5/4/09	Sidney Crosby	@ Pittsburgh	W, 4-3	Semyon Varlamov
10.	4/17/10	Andrei Kostitsyn	Montreal	L, 5-6	Jaroslav Halak

CAPITALS PENALTY SHOTS

	Date	Player	Opponent	Score	Result	Goalie
1.	4/14/85	Bob Carpenter	@ NY Islanders	L, 4-6	Failed	Billy Smith
2.	5/10/95	Michal Pivonka	Pittsburgh	W, 6-2	Failed	Tom Barrasso
3.	4/24/96	Joe Juneau	Pittsburgh	L, 2-3 4 OT	Failed	Ken Wregget
4.	4/20/19	Nic Dowd	Carolina	W, 6-0	Goal	Petr Mrazek

OPPONENTS PENALTY SHOTS

	Date	Player	Opponent	Score	Result	Goalie
1.	4/9/83	Denis Potvin	NY Islanders	L, 2-6	Failed	Al Jensen
2.	4/15/08	Mike Richards	@ Philadelphia	L, 3-6	Goal	Cristobal Huet
3.	5/6/15	Carl Hagelin	NY Rangers	W, 2-1	Failed	Braden Holtby



Nic Dowd converted the first penalty shot in the playoffs in franchise history in Game 5 of the Eastern Conference first round against Carolina on April 20, 2019.

Game-by-Game Playoff Results

2023-24

EASTERN CONFERENCE FIRST ROUND - WASHINGTON VS. NEW YORK RANGERS (BEST OF SEVEN) - NY RANGERS WIN SERIES 4-0

GM	Date	Opponent	Result	Series	PP	PK	SF-SA	GWG	Goalies
1	4/21	@ NY Rangers	L, 1-4	0-1	0-4	2-2	21-31	Panarin	Shesterkin/Lindgren
2	4/23	@ NY Rangers	L, 3-4	0-2	2-5	4-6	25-28	Miller	Shesterkin/Lindgren
3	4/26	NY Rangers	L, 1-3	0-3	0-6	3-4	30-22	Goodrow	Shesterkin/Lindgren
4	4/28	NY Rangers	L, 2-4	0-4	0-2	1-4	25-23	Panarin	Shesterkin/Lindgren

2021-22

EASTERN CONFERENCE FIRST ROUND - WASHINGTON VS. FLORIDA PANTHERS (BEST OF SEVEN) - FLORIDA WINS SERIES 4-2

GM	Date	Opponent	Result	Series	PP	PK	SF-SA	GWG	Goalies
1	5/3	@ Florida	W, 4-2	1-0	1-3	2-2	38-32	Oshie	Vanecek/Bobrovsky
2	5/5	@ Florida	L, 1-5	1-1	1-3	4-4	27-36	Barkov	Vanecek/Samsonov/Bobrovsky
3	5/7	Florida	W, 6-1	2-1	2-6	3-3	31-30	Johansson	Samsonov/Bobrovsky
4	5/9	Florida	L, 2-3 (OT)	2-2	1-5	4-4	16-32	Verhaeghe	Samsonov/Bobrovsky
5	5/11	@ Florida	L, 3-5	2-3	1-3	3-3	33-38	Verhaeghe	Samsonov/Bobrovsky
6	5/13	Florida	L, 3-4 (OT)	2-4	1-4	2-2	37-31	Verhaeghe	Samsonov/Bobrovsky

2020-21

EAST DIVISION FIRST ROUND - WASHINGTON VS. BOSTON BRUINS (BEST OF SEVEN) - BOSTON WINS SERIES 4-1

GM	Date	Opponent	Result	Series	PP	PK	SF-SA	GWG	Goalies
1	5/15	Boston	W, 3-2 (OT)	1-0	0-1	3-4	32-26	Dowd	Vanecek/Anderson/Rask
2	5/17	Boston	L, 3-4 (OT)	1-1	1-4	2-2	39-48	Marchand	Anderson/Rask
3	5/19	@ Boston	L, 2-3 (2OT)	1-2	1-5	4-5	37-43	C. Smith	Samsonov/Rask
4	5/21	@ Boston	L, 1-4	1-3	1-7	2-5	20-37	Pastrnak	Samsonov/Rask
5	5/23	Boston	L, 1-3	1-4	0-4	3-3	41-19	Bergeron	Samsonov/Rask

2019-20

EASTERN CONFERENCE FIRST ROUND - WASHINGTON VS. NEW YORK ISLANDERS (BEST OF SEVEN) - NEW YORK WINS SERIES 4-1

GM	Date	Opponent	Result	Series	PP	PK	SF-SA	GWG	Goalies
1	8/12	NY Islanders	L, 2-4	0-1	2-7	4-4	26-28	Bailey	Holtby/Varlamov
2	8/14	NY Islanders	L, 2-5	0-2	0-2	4-5	25-32	Nelson	Holtby/Varlamov
3	8/16	@ NY Islanders	L, 1-2 (OT)	0-3	1-2	5-5	23-34	Barzal	Holtby/Varlamov
4	8/18	@ NY Islanders	W, 3-2	1-3	1-5	5-5	29-26	Ovechkin	Holtby/Varlamov
5	8/20	NY Islanders	L, 0-4	1-4	0-2	2-3	21-17	Beauvillier	Holtby/Varlamov

EASTERN CONFERENCE ROUND ROBIN

GM	Date	Opponent	Result	Series	PP	PK	SF-SA	GWG	Goalies
1	8/3	@ Tampa Bay	SOL, 2-3	N/A	1-4	0-0	33-28	Kucherov	Holtby/Vasilevskiy
2	8/6	@ Philadelphia	L, 1-3	N/A	0-4	6-6	14-21	Sanheim	Holtby/Elliott
3	8/9	Boston	W, 2-1	N/A	0-2	0-2	25-31	Wilson	Holtby/Rask

Game-by-Game Playoff Results

2018-19

EASTERN CONFERENCE FIRST ROUND - WASHINGTON VS. CAROLINA HURRICANES (BEST OF SEVEN) - CAROLINA WINS SERIES 4-3

GM	Date	Opponent	Result	Series	PP	PK	SF-SA	GWG	Goalies
1	4/11	Carolina	W, 4-2	1-0	2-4	3-3	18-29	Ovechkin	Holtby/Mrazek
2	4/13	Carolina	W, 4-3 OT	2-0	0-4	4-5	33-28	Orpik	Holtby/Mrazek
3	4/15	@ Carolina	L, 0-5	2-1	0-4	3-5	18-45	Foegle	Holtby/Mrazek
4	4/18	@ Carolina	L, 1-2	2-2	1-3	2-2	31-24	Teravainen	Holtby/Mrazek
5	4/20	Carolina	W, 6-0	3-2	3-4	5-5	28-30	Backstrom	Holtby/Mrazek
6	4/22	@ Carolina	L, 2-5	3-3	0-2	4-4	35-36	Staal	Holtby/Mrazek
7	4/24	Carolina	L, 3-4 2OT	3-4	0-3	1-1	37-42	McGinn	Holtby/Mrazek

2017-18

EASTERN CONFERENCE FIRST ROUND - WASHINGTON VS. COLUMBUS BLUE JACKETS (BEST OF SEVEN) - WASHINGTON WINS SERIES 4-2

GM	Date	Opponent	Result	Series	PP	PK	SF-SA	GWG	Goalies
1	4/12	Columbus	L, 4-3 OT	0-2	2-6	2-4	30-27	Panarin	Grubauer/Bobrovsky
2	4/15	Columbus	L, 5-4 OT	0-2	3-7	2-4	58-30	Calvert	Grubauer, Holtby/Bobrovsky
3	4/17	@ Columbus	W, 3-2 2OT	1-2	1-4	4-4	45-35	Eller	Holtby/Bobrovsky
4	4/19	@ Columbus	W, 4-1	2-2	1-3	3-3	33-24	Oshie	Holtby/Bobrovsky
5	4/21	Columbus	W, 4-3 OT	3-2	1-4	5-5	29-42	Backstrom	Holtby/Bobrovsky
6	4/23	@ Columbus	W, 6-3	4-2	1-3	4-4	28-38	Smith-Pelly	Holtby/Bobrovsky

EASTERN CONFERENCE SECOND ROUND - WASHINGTON VS. PITTSBURGH PENGUINS (BEST OF SEVEN) - WASHINGTON WINS SERIES 4-2

GM	Date	Opponent	Result	Series	PP	PK	SF-SA	GWG	Goalies
1	4/26	Pittsburgh	L, 2-3	0-1	0-1	2-2	34-25	Guentzel	Holtby/Murray
2	4/29	Pittsburgh	W, 4-1	1-1	1-3	3-3	32-33	Vrana	Holtby/Murray
3	5/1	@ Pittsburgh	W, 4-3	2-1	1-4	3-4	22-22	Ovechkin	Holtby/Murray
4	5/3	@ Pittsburgh	L, 1-3	2-2	1-3	2-4	21-24	Malkin	Holtby/Murray
5	5/5	Pittsburgh	W, 6-3	3-2	1-3	3-5	32-39	Vrana	Holtby/Murray
6	5/7	@ Pittsburgh	W, 2-1 OT	4-2	0-1	1-1	30-22	Kuznetsov	Holtby/Murray

EASTERN CONFERENCE FINAL - WASHINGTON VS. TAMPA BAY LIGHTNING (BEST OF SEVEN) - WASHINGTON WINS SERIES 4-3

GM	Date	Opponent	Result	Series	PP	PK	SF-SA	GWG	Goalies
1	5/11	@ Tampa Bay	W, 4-2	1-0	2-4	2-3	32-21	Beagle	Holtby/Vasilevskiy, Domingue
2	5/13	@ Tampa Bay	W, 6-2	2-0	1-3	2-4	37-35	Eller	Holtby/Vasilevskiy
3	5/15	Tampa Bay	L, 2-4	2-1	0-3	3-5	38-23	Hedman	Holtby/Vasilevskiy
4	5/17	Tampa Bay	L, 2-4	2-2	0-4	1-2	38-20	Killorn	Holtby/Vasilevskiy
5	5/19	@ Tampa Bay	L, 2-3	2-3	0-0	0-1	30-22	Callahan	Holtby/Vasilevskiy
6	5/21	Tampa Bay	W, 3-0	3-3	1-1	2-2	34-24	Oshie	Holtby/Vasilevskiy
7	5/23	@ Tampa Bay	W, 4-0	4-3	0-2	1-1	23-29	Ovechkin	Holtby/Vasilevskiy

STANLEY CUP FINAL - WASHINGTON VS. VEGAS GOLDEN KNIGHTS (BEST OF SEVEN) - WASHINGTON WINS SERIES 4-1

GM	Date	Opponent	Result	Series	PP	PK	SF-SA	GWG	Goalies
1	5/28	@ Vegas	L, 4-6	0-1	0-1	0-1	28-34	Nosek	Holtby/Fleury
2	5/30	@ Vegas	W, 3-2	1-1	1-2	4-5	26-39	Orpik	Holtby/Fleury
3	6/2	Vegas	W, 3-1	2-1	0-4	2-2	26-22	Kuznetsov	Holtby/Fleury
4	6/4	Vegas	W, 6-2	3-1	3-5	4-4	23-30	Smith-Pelly	Holtby/Fleury
5	6/7	@ Vegas	W, 4-3	4-1	1-4	1-2	33-31	Eller	Holtby/Fleury

Game-by-Game Playoff Results

2016-17

EASTERN CONFERENCE FIRST ROUND - WASHINGTON VS. TORONTO MAPLE LEAFS (BEST OF SEVEN) - WASHINGTON WINS SERIES 4-2

GM	Date	Opponent	Result	Series	PP	PK	SF-SA	GWG	Goalies
1	4/13	Toronto	W, 3-2 OT	1-0	1-3	1-1	44-37	Wilson	Holtby/Andersen
2	4/15	Toronto	L, 3-4 OT	1-1	2-5	4-5	50-51	Kapanen	Holtby/Andersen
3	4/17	@ Toronto	L, 3-4 OT	1-2	0-3	2-3	26-28	Bozak	Holtby/Andersen
4	4/19	@ Toronto	W, 5-4	2-2	1-1	3-4	27-34	Oshie	Holtby/Andersen
5	4/21	Toronto	W, 2-1 OT	3-2	1-3	4-4	28-25	Williams	Holtby/Andersen
6	4/23	@ Toronto	W, 2-1 OT	4-2	0-2	1-1	36-38	Johansson	Holtby/Andersen

EASTERN CONFERENCE SECOND ROUND - WASHINGTON VS. PITTSBURGH PENGUINS (BEST OF SEVEN) - PITTSBURGH WINS SERIES 4-3

GM	Date	Opponent	Result	Series	PP	PK	SF-SA	GWG	Goalies
1	4/27	Pittsburgh	L, 2-3	0-1	0-0	2-2	35-21	Bonino	Holtby/Fleury
2	4/29	Pittsburgh	L, 2-6	0-2	1-5	2-3	36-24	Guentzel	Holtby, Grubauer/Fleury
3	5/1	@ Pittsburgh	W, 3-2 OT	1-2	2-5	5-5	33-30	Shattenkirk	Holtby, Fleury
4	5/3	@ Pittsburgh	L, 2-3	1-3	0-4	4-5	38-18	Schultz	Holtby, Fleury
5	5/6	Pittsburgh	W, 4-2	2-3	0-3	1-2	32-22	Kuznetsov	Holtby, Fleury
6	5/8	@ Pittsburgh	W, 5-2	3-3	2-4	3-3	26-18	Backstrom	Holtby, Fleury
7	5/10	Pittsburgh	L, 0-2	3-4	0-2	2-2	29-28	Rust	Holtby, Fleury

2015-16

EASTERN CONFERENCE FIRST ROUND - WASHINGTON VS. PHILADELPHIA FLYERS (BEST OF SEVEN) - WASHINGTON WINS SERIES 4-2

GM	Date	Opponent	Result	Series	PP	PK	SF-SA	GWG	Goalies
1	4/14	Philadelphia	W, 2-0	1-0	1-6	4-4	31-19	Carlson	Holtby/Mason
2	4/16	Philadelphia	W, 4-1	2-0	2-2	4-4	23-42	Chimera	Holtby/Mason
3	4/18	@ Philadelphia	W, 6-1	3-0	5-9	5-5	27-32	Ovechkin	Holtby/Mason
4	4/20	@ Philadelphia	L, 1-2	3-1	0-2	1-2	32-25	MacDonald	Holtby/Neuvirth
5	4/22	Philadelphia	L, 0-2	3-2	0-3	6-6	44-11	White	Holtby/Neuvirth
6	4/24	@ Philadelphia	W, 1-0	4-2	0-5	3-3	29-26	Backstrom	Holtby/Neuvirth

EASTERN CONFERENCE SECOND ROUND - WASHINGTON VS. PITTSBURGH PENGUINS (BEST OF SEVEN) - PITTSBURGH WINS SERIES 4-2

GM	Date	Opponent	Result	Series	PP	PK	SF-SA	GWG	Goalies
1	4/28	Pittsburgh	W, 4-3 OT	1-0	0-4	2-2	35-45	Oshie	Holtby/Murray
2	4/30	Pittsburgh	L, 1-2	1-1	1-2	5-5	24-35	Fehr	Holtby/Murray
3	5/2	@ Pittsburgh	L, 2-3	1-2	0-4	3-3	49-23	Hagelin	Holtby/Murray
4	5/4	@ Pittsburgh	L, 2-3 OT	1-3	0-2	4-4	36-33	Hornqvist	Holtby/Murray
5	5/7	Pittsburgh	W, 3-1	2-3	2-5	1-2	19-31	Oshie	Holtby/Murray
6	5/10	@ Pittsburgh	L, 3-4 OT	2-4	2-6	1-3	39-42	Bonino	Holtby/Murray

2014-15

EASTERN CONFERENCE FIRST ROUND - WASHINGTON VS. NEW YORK ISLANDERS (BEST OF SEVEN) - WASHINGTON WINS SERIES 4-3

GM	Date	Opponent	Result	Series	PP	PK	SF-SA	GWG	Goalies
1	4/15	NY Islanders	L, 1-4	0-1	0-2	2-2	25-27	Strome	Holtby/Halak
2	4/17	NY Islanders	W, 4-3	1-1	1-1	1-1	35-21	Chimera	Grubauer/Halak
3	4/19	@ NY Islanders	L, 1-2 OT	1-2	0-3	3-3	25-42	Tavares	Holtby/Halak
4	4/21	@ NY Islanders	W, 2-1 OT	2-2	0-1	4-4	30-37	Backstrom	Holtby/Halak
5	4/23	NY Islanders	W, 5-1	3-2	0-3	2-2	41-23	Alzner	Holtby/Halak, Neuvirth
6	4/25	@ NY Islanders	L, 1-3	3-3	1-3	1-1	39-38	Kulemin	Holtby/Halak
7	4/27	NY Islanders	W, 2-1	4-3	0-0	1-1	26-11	Kuznetsov	Holtby/Halak

Game-by-Game Playoff Results

EASTERN CONFERENCE SECOND ROUND - WASHINGTON VS. NEW YORK RANGERS (BEST OF SEVEN) - NEW YORK WINS SERIES 4-3

GM	Date	Opponent	Result	Series	PP	PK	SF-SA	GWG	Goalies
1	4/30	@ NY Rangers	W, 2-1	1-0	1-2	2-2	29-32	Ward	Holtby/Lundqvist
2	5/2	@ NY Rangers	L, 2-3	1-1	0-1	3-4	32-35	Brassard	Holtby/Lundqvist
3	5/4	NY Rangers	W, 1-0	2-1	0-2	2-2	22-30	Beagle	Holtby/Lundqvist
4	5/6	NY Rangers	W, 2-1	3-1	0-1	1-1	30-29	Burakovsky	Holtby/Lundqvist
5	5/8	@ NY Rangers	L, 1-2 OT	3-2	0-2	2-2	29-43	McDonagh	Holtby/Lundqvist
6	5/10	NY Rangers	L, 3-4	3-3	0-4	2-3	45-28	Boyle	Holtby/Lundqvist
7	5/13	@ NY Rangers	L, 1-2 OT	3-4	0-3	3-4	36-39	Stepan	Holtby/Lundqvist

2012-13

EASTERN CONFERENCE QUARTERFINALS - WASHINGTON VS. NEW YORK RANGERS (BEST OF SEVEN) - NEW YORK WINS SERIES 4-3

GM	Date	Opponent	Result	Series	PP	PK	SF-SA	GWG	Goalies
1	5/2	NY Rangers	W 3-1	1-0	1-5	4-4	30-36	Johansson	Holtby/Lundqvist
2	5/4	NY Rangers	W 1-0 OT	2-0	1-2	3-3	38-24	Green	Holtby/Lundqvist
3	5/6	@ NY Rangers	L 3-4	2-1	0-3	5-6	31-30	Stepan	Holtby/Lundqvist
4	5/8	@ NY Rangers	L 3-4	2-2	0-2	3-4	30-34	Stepan	Holtby/Lundqvist
5	5/10	NY Rangers	W 2-1 OT	3-2	1-2	4-4	35-25	Ribeiro	Holtby/Lundqvist
6	5/12	@ NY Rangers	L 0-1	3-3	0-0	5-5	27-29	Brassard	Holtby/Lundqvist
7	5/13	NY Rangers	L 0-5	3-4	0-2	2-2	35-27	Asham	Holtby/Lundqvist

2011-12

EASTERN CONFERENCE QUARTERFINALS - WASHINGTON VS. BOSTON BRUINS (BEST OF SEVEN) - WASHINGTON WINS SERIES 4-3

GM	Date	Opponent	Result	Series	PP	PK	SF-SA	GWG	Goalies
1	4/12	@ Boston	L 0-1 OT	0-1	0-2	4-4	17-30	Kelly	Holtby/Thomas
2	4/14	@ Boston	W 2-1 2OT	1-1	0-3	2-2	39-44	Backstrom	Holtby/Thomas
3	4/16	Boston	L 3-4	1-2	1-4	5-5	32-29	Chara	Holtby/Thomas
4	4/19	Boston	W 2-1	2-2	1-3	1-1	21-45	Semin	Holtby/Thomas
5	4/21	@ Boston	W 4-3	3-2	1-2	2-3	32-37	Brouwer	Holtby/Thomas
6	4/22	Boston	L 3-4 OT	3-3	0-4	4-5	39-31	Seguin	Holtby/Thomas
7	4/25	@ Boston	W 2-1 OT	4-3	0-1	3-3	27-32	Ward	Holtby/Thomas

EASTERN CONFERENCE SEMIFINALS - WASHINGTON VS. NEW YORK RANGERS (BEST OF SEVEN) - NEW YORK WINS SERIES 4-3

GM	Date	Opponent	Result	Series	PP	PK	SF-SA	GWG	Goalies
1	4/28	@ NY Rangers	L 1-3	0-1	0-4	4-4	18-14	Kreider	Holtby/Lundqvist
2	4/30	@ NY Rangers	W 3-2	1-1	1-3	2-3	25-28	Ovechkin	Holtby/Lundqvist
3	5/2	NY Rangers	L 1-2 3OT	1-2	0-3	3-4	46-49	Gaborik	Holtby/Lundqvist
4	5/5	NY Rangers	W 3-2	2-2	1-2	2-2	26-20	Green	Holtby/Lundqvist
5	5/7	@ NY Rangers	L 2-3 OT	2-3	1-4	3-5	18-38	Staal	Holtby/Lundqvist
6	5/9	NY Rangers	W 2-1	3-3	1-3	5-5	23-31	Chimera	Holtby/Lundqvist
7	5/12	@ NY Rangers	L 1-2	3-4	0-1	2-2	23-31	Del Zotto	Holtby/Lundqvist

2010-11

EASTERN CONFERENCE QUARTERFINALS - WASHINGTON VS. NEW YORK RANGERS (BEST-OF-SEVEN) - WASHINGTON WINS SERIES 4-1

GM	Date	Opponent	Result	Series	PP	PK	SF-SA	GWG	Goalies
1	4/13	NY Rangers	W 2-1 OT	1-0	0-2	2-2	33-25	Semin	Neuvirth/Lundqvist
2	4/15	NY Rangers	W 2-0	2-0	1-3	2-2	18-22	Chimera	Neuvirth/Lundqvist
3	4/17	@ NY Rangers	L 2-3	2-1	1-3	6-7	25-35	Dubinsky	Neuvirth/Lundqvist
4	4/20	@ NY Rangers	W 4-3 2OT	3-1	0-4	7-7	53-39	Chimera	Neuvirth/Lundqvist
5	4/23	NY Rangers	W 3-1	4-1	1-4	2-2	27-27	Ovechkin	Neuvirth/Lundqvist

Game-by-Game Playoff Results

EASTERN CONFERENCE SEMIFINALS – WASHINGTON VS. TAMPA BAY (BEST-OF-SEVEN) – TAMPA BAY WINS SERIES 4-0

1	4/29	Tampa Bay	L 2-4	0-1	0-5	3-4	28-24	Stamkos	Neuvirth/Roloson
2	5/1	Tampa Bay	L 2-3 OT	0-2	0-6	4-5	37-23	Lecavalier	Neuvirth/Roloson
3	5/3	@ Tampa Bay	L 3-4	0-3	1-5	4-4	32-30	Malone	Neuvirth/Roloson
4	5/4	@ Tampa Bay	L 3-5	0-4	1-3	3-5	36-37	Bergeron	Neuvirth/Roloson

2009-10

EASTERN CONFERENCE QUARTERFINALS – WASHINGTON VS. MONTREAL CANADIENS (BEST-OF-SEVEN) – MONTREAL WINS SERIES 4-3

GM	Date	Opponent	Result	Series	PP	PK	SF-SA	GWG	Goalies
1	4/15	Montreal	L 2-3 OT	0-1	0-4	3-4	47-38	Plekanec	Theodore/Halak
2	4/17	Montreal	W 6-5 OT	1-1	0-3	2-3	37-24	Backstrom	Varlamov/Halak
3	4/19	@ Montreal	W 5-1	2-1	0-7	4-5	36-27	Laich	Varlamov/Halak, Price
4	4/21	@ Montreal	W 6-3	3-1	1-5	3-4	38-39	Chimera	Varlamov/Price
5	4/23	Montreal	L 1-2	3-2	0-5	6-6	38-28	Moen	Varlamov/Halak
6	4/26	@ Montreal	L 1-4	3-3	0-6	4-5	54-22	Cammalleri	Varlamov/Halak
7	4/28	Montreal	L 1-2	3-4	0-3	2-3	42-16	Moore	Varlamov/Halak

2008-09

EASTERN CONFERENCE QUARTERFINALS – WASHINGTON VS. NEW YORK RANGERS (BEST-OF-SEVEN) – WASHINGTON WINS SERIES 4-3

GM	Date	Opponent	Result	Series	PP	PK	SF-SA	GWG	Goalies
1	4/15	NY Rangers	L 3-4	0-1	2-7	2-4	35-21	Dubinsky	Theodore/Lundqvist
2	4/18	NY Rangers	L 0-1	0-2	0-3	5-5	35-24	Callahan	Varlamov/Lundqvist
3	4/20	@ NY Rangers	W 4-0	1-2	2-6	6-6	40-33	Semin	Varlamov/Lundqvist
4	4/22	@ NY Rangers	L 1-2	1-3	0-6	3-3	39-21	Drury	Varlamov/Lundqvist
5	4/24	NY Rangers	W 4-0	2-3	0-7	4-4	21-20	Bradley	Varlamov/Lundqvist, Valiquette
6	4/26	@ NY Rangers	W 5-3	3-3	2-2	6-8	22-32	Kozlov	Varlamov/Lundqvist
7	4/28	NY Rangers	W 2-1	4-3	0-2	1-1	24-15	Fedorov	Varlamov/Lundqvist

EASTERN CONFERENCE SEMIFINALS – WASHINGTON VS. PITTSBURGH (BEST-OF-SEVEN) – PITTSBURGH WINS SERIES 4-3

1	5/2	Pittsburgh	W 3-2	1-0	1-2	5-5	26-36	Fleischmann	Varlamov/Fleury
2	5/4	Pittsburgh	W 4-3	2-0	1-5	3-5	33-36	Ovechkin	Varlamov/Fleury
3	5/6	@ Pittsburgh	L 2-3 OT	2-1	1-2	6-7	23-42	Letang	Varlamov/Fleury
4	5/8	@ Pittsburgh	L 3-5	2-2	0-4	5-6	22-28	Crosby	Varlamov/Fleury
5	5/9	Pittsburgh	L 3-4 OT	2-3	1-2	1-2	31-42	Malkin	Varlamov/Fleury
6	5/11	@ Pittsburgh	W 5-4 OT	3-3	1-4	3-5	24-42	Steckel	Varlamov/Fleury
7	5/13	Pittsburgh	L 2-6	3-4	0-0	2-4	21-30	Guerin	Varlamov, Theodore/Fleury

EASTERN CONFERENCE SEMIFINALS – WASHINGTON VS. PITTSBURGH (BEST-OF-SEVEN) – PITTSBURGH WINS SERIES 4-3

1	5/2	Pittsburgh	W 3-2	1-0	1-2	5-5	26-36	Fleischmann	Varlamov/Fleury
2	5/4	Pittsburgh	W 4-3	2-0	1-5	3-5	33-36	Ovechkin	Varlamov/Fleury
3	5/6	@ Pittsburgh	L 2-3 OT	2-1	1-2	6-7	23-42	Letang	Varlamov/Fleury
4	5/8	@ Pittsburgh	L 3-5	2-2	0-4	5-6	22-28	Crosby	Varlamov/Fleury
5	5/9	Pittsburgh	L 3-4 OT	2-3	1-2	1-2	31-42	Malkin	Varlamov/Fleury
6	5/11	@ Pittsburgh	W 5-4 OT	3-3	1-4	3-5	24-42	Steckel	Varlamov/Fleury
7	5/13	Pittsburgh	L 2-6	3-4	0-0	2-4	21-30	Guerin	Varlamov, Theodore/Fleury

Game-by-Game Playoff Results

2007-08

EASTERN CONFERENCE QUARTERFINALS – WASHINGTON VS. PHILADELPHIA (BEST-OF-SEVEN) – PHILADELPHIA WINS SERIES 4-3

GM	Date	Opponent	Result	Series	PP	PK	SF-SA	GWG	Goalies
1	4/11	Philadelphia	W 5-4	1-0	1-3	2-3	27-22	Ovechkin	Huet/Biron
2	4/13	Philadelphia	L 0-2	1-1	0-6	5-5	24-41	Umberger	Huet/Biron
3	4/15	@ Philadelphia	L 3-6	1-2	1-7	6-7	19-33	Briere	Huet/Biron
4	4/17	@ Philadelphia	L 3-4 2OT	1-3	2-4	6-7	41-46	Knuble	Huet/Biron
5	4/19	Philadelphia	W 3-2	2-3	2-6	2-3	26-32	Semin	Huet/Biron
6	4/21	@ Philadelphia	W 4-2	3-3	1-5	3-5	40-35	Ovechkin	Huet/Biron
7	4/22	Philadelphia	L 2-3 OT	3-4	1-4	4-6	41-34	Lupul	Huet/Biron

2002-03

EASTERN CONFERENCE QUARTERFINALS – WASHINGTON VS. TAMPA BAY (BEST-OF-SEVEN) – TAMPA BAY WINS SERIES 4-2

GM	Date	Opponent	Result	Series	PP	PK	SF-SA	GWG	Goalies
1	4/10	@ Tampa Bay	W 3-0	1-0	0-3	4-4	22-28	Lang	Kolzig/Khabibulin
2	4/12	@ Tampa Bay	W 6-3	2-0	3-6	4-4	31-43	Nylander	Kolzig/Khabibulin
3	4/15	Tampa Bay	L 3-4 OT	2-1	1-4	3-4	19-28	Lecavalier	Kolzig/Khabibulin
4	4/16	Tampa Bay	L 1-3	2-2	0-3	6-6	23-25	St. Louis	Kolzig/Khabibulin
5	4/18	@ Tampa Bay	L 1-2	2-3	0-4	2-3	23-22	St. Louis	Kolzig/Khabibulin
6	4/20	Tampa Bay	L 1-2 3OT	2-4	1-7	4-6	61-46	St. Louis	Kolzig/Khabibulin

2000-01

EASTERN CONFERENCE QUARTERFINALS – WASHINGTON VS. PITTSBURGH (BEST-OF-SEVEN) – PITTSBURGH WINS SERIES 4-2

GM	Date	Opponent	Result	Series	PP	PK	SF-SA	GWG	Goalies
1	4/12	Pittsburgh	W 1-0	1-0	1-5	1-1	27-16	Bondra	Kolzig/Hedberg
2	4/14	Pittsburgh	L 1-2	1-1	1-3	1-2	18-27	Lemieux	Kolzig/Hedberg
3	4/16	@ Pittsburgh	L 0-3	1-2	0-4	4-4	34-24	Stevens	Kolzig/Hedberg
4	4/18	@ Pittsburgh	W 4-3 OT	2-2	3-4	3-5	29-32	Halpern	Kolzig/Hedberg
5	4/21	Pittsburgh	L 1-2	2-3	1-3	3-3	22-18	Lemieux	Kolzig/Hedberg
6	4/23	@ Pittsburgh	L 3-4 OT	2-4	1-3	4-6	31-36	Straka	Kolzig/Hedberg

1999-00

EASTERN CONFERENCE QUARTERFINALS – PITTSBURGH VS. WASHINGTON (BEST-OF-SEVEN) – PITTSBURGH WINS SERIES 4-1

GM	Date	Opponent	Result	Series	PP	PK	SF-SA	GWG	Goalies
1	4/13	Pittsburgh	L 0-7	0-1	0-5	5-8	32-26	Laukkanen	Kolzig, Billington/Tugnut
2	4/15	@ Pittsburgh	L 1-2 OT	0-2	1-5	8-9	38-21	Jagr	Kolzig/Tugnut
3	4/17	@ Pittsburgh	L 3-4	0-3	1-3	4-5	27-22	Slegr	Kolzig/Tugnut
4	4/19	Pittsburgh	W 3-2	1-3	1-6	3-4	37-23	Halpern	Kolzig/Tugnut
5	4/21	Pittsburgh	L 1-2	1-4	0-2	3-3	26-17	Jagr	Kolzig/Tugnut

1997-98

EASTERN CONFERENCE QUARTERFINALS – WASHINGTON VS. BOSTON (BEST-OF-SEVEN) – WASHINGTON WINS SERIES 4-2

GM	Date	Opponent	Result	Series	PP	PK	SF-SA	GWG	Goalies
1	4/22	Boston	W 3-1	1-0	0-2	3-4	28-28	Gonchar	Kolzig/Dafoe
2	4/24	Boston	L 3-4 2OT	1-1	1-2	6-7	28-40	Van Impe	Kolzig/Dafoe
3	4/26	@ Boston	W 3-2 OT	2-1	1-5	8-10	27-54	Juneau	Kolzig/Dafoe
4	4/28	@ Boston	W 3-0	3-1	1-3	7-7	18-38	Oates	Kolzig/Dafoe
5	5/1	Boston	L 0-4	3-2	0-5	4-6	26-30	Samsonov	Kolzig/Dafoe
6	5/3	@ Boston	W 3-2 2OT	4-2	0-3	6-6	33-49	Bellows	Kolzig/Dafoe

Game-by-Game Playoff Results

EASTERN CONFERENCE SEMIFINALS – WASHINGTON VS. OTTAWA (BEST-OF-SEVEN) – WASHINGTON WINS SERIES 4-1

1	5/7	Ottawa	W 4-2	1-0	0-2	4-5	23-38	Bondra	Kolzig/Rhodes, Tugnutt
2	5/9	Ottawa	W 6-1	2-0	1-4	7-7	18-31	Juneau	Kolzig/Tugnutt
3	5/11	@ Ottawa	L 3-4	2-1	2-4	2-5	17-34	Yashin	Kolzig/Rhodes
4	5/13	@ Ottawa	W 2-0	3-1	0-3	5-5	11-36	Gonchar	Kolzig/Rhodes
5	5/15	Ottawa	W 3-0	4-1	1-3	4-4	21-29	Juneau	Kolzig/Rhodes

EASTERN CONFERENCE FINALS – WASHINGTON VS. BUFFALO (BEST-OF-SEVEN) – WASHINGTON WINS SERIES 4-2

1	5/23	Buffalo	L 0-2	0-1	0-5	7-7	19-20	Grosek	Kolzig/Hasek
2	5/25	Buffalo	W 3-2 OT	1-1	1-7	3-4	39-33	Krygier	Kolzig/Hasek
3	5/28	@ Buffalo	W 4-3 OT	2-1	2-4	4-5	30-30	Bondra	Kolzig/Hasek
4	5/30	@ Buffalo	W 2-0	3-1	0-4	7-7	19-30	Berube	Kolzig/Hasek
5	6/2	Buffalo	L 1-2	3-2	1-5	4-4	35-16	Woolley	Kolzig/Hasek
6	6/4	@ Buffalo	W 3-2 OT	4-2	1-6	6-6	38-41	Juneau	Kolzig/Hasek

STANLEY CUP FINAL – WASHINGTON VS. DETROIT (BEST-OF-SEVEN) – DETROIT WINS SERIES 4-0

1	6/9	@ Detroit	L 1-2	0-1	0-4	3-3	17-31	Lidstrom	Kolzig/Osgood
2	6/11	@ Detroit	L 4-5 OT	0-2	1-4	4-4	33-60	Draper	Kolzig/Osgood
3	6/13	Detroit	L 1-2	0-3	1-5	5-5	18-34	Fedorov	Kolzig/Osgood
4	6/16	Detroit	L 1-4	0-4	0-4	2-5	31-38	Lapointe	Kolzig/Osgood

1995-96

EASTERN CONFERENCE QUARTERFINALS – WASHINGTON VS. PITTSBURGH (BEST-OF-SEVEN) – PITTSBURGH WINS SERIES 4-2

GM	Date	Opponent	Result	Series	PP	PK	SF-SA	GWG	Goalies
1	4/17	@ Pittsburgh	W 6-4	1-0	1-5	5-6	35-28	Krygier	Carey, Kolzig/Barrasso
2	4/19	@ Pittsburgh	W 5-3	2-0	3-6	6-7	34-36	Bondra	Kolzig/Barrasso
3	4/22	Pittsburgh	L 1-4	2-1	1-10	5-6	39-19	Murray	Carey/Wregget
4	4/24	Pittsburgh	L 2-3 4OT	2-2	2-8	8-10	63-65	Nedved	Kolzig/Wregget
5	4/26	@ Pittsburgh	L 1-4	2-3	0-5	9-9	40-32	Leroux	Kolzig/Wregget
6	4/28	Pittsburgh	L 2-3	2-4	0-4	2-4	37-26	Francis	Carey, Kolzig/Wregget

1994-95

EASTERN CONFERENCE QUARTERFINALS – WASHINGTON VS. PITTSBURGH (BEST-OF-SEVEN) – PITTSBURGH WINS SERIES 4-3

GM	Date	Opponent	Result	Series	PP	PK	SF-SA	GWG	Goalies
1	5/6	@ Pittsburgh	W 5-4	1-0	0-6	4-7	34-27	Gonchar	Carey, Kolzig/Wregget
2	5/8	@ Pittsburgh	L 3-5	1-1	1-5	4-6	22-33	Stevens	Carey/Wregget
3	5/10	Pittsburgh	W 6-2	2-1	3-10	8-9	28-25	Bondra	Carey/Wregget, Barrasso
4	5/12	Pittsburgh	W 6-2	3-1	0-8	5-5	31-22	Pearson	Carey/Barrasso
5	5/14	@ Pittsburgh	L 5-6 OT	3-2	2-6	4-5	28-31	Robitaille	Carey/Wregget
6	5/16	Pittsburgh	L 1-7	3-3	0-6	4-6	31-21	Jagr	Carey, Kolzig, Dafoe/Wregget
7	5/18	@ Pittsburgh	L 0-3	3-4	0-3	3-4	33-18	MacIver	Carey/Wregget

1993-94

EASTERN CONFERENCE QUARTERFINALS – WASHINGTON VS. PITTSBURGH (BEST-OF-SEVEN) – WASHINGTON WINS SERIES 4-2

GM	Date	Opponent	Result	Series	PP	PK	SF-SA	GWG	Goalies
1	4/17	@ Pittsburgh	W 5-3	1-0	0-5	4-4	31-30	Juneau	Beaupre/Barrasso
2	4/19	@ Pittsburgh	L 1-2	1-1	1-7	5-6	35-17	Tocchet	Dafoe/Barrasso
3	4/21	Pittsburgh	W 2-0	2-1	0-6	7-7	17-27	Reekie	Beaupre/Barrasso
4	4/23	Pittsburgh	W 4-1	3-1	1-2	2-2	30-22	Bondra	Beaupre/Barrasso
5	4/25	@ Pittsburgh	L 2-3	3-2	0-5	3-3	28-22	Jagr	Dafoe/Barrasso
6	4/27	Pittsburgh	W 6-3	4-2	1-4	5-6	29-22	Johansson	Beaupre/Barrasso

Game-by-Game Playoff Results

EASTERN CONFERENCE SEMIFINALS – WASHINGTON VS. NY RANGERS (BEST-OF-SEVEN) – NY RANGERS WIN SERIES 4-1

1	5/1	@ NY Rangers	L 3-6	0-1	1-6	6-7	30-24	Noonan	Beaupre/Richter
2	5/3	@ NY Rangers	L 2-5	0-2	0-4	4-4	24-25	Tikkanen	Tabaracci/Richter
3	5/5	NY Rangers	L 0-3	0-3	0-4	2-4	21-21	Leetch	Beaupre/Richter
4	5/7	NY Rangers	W 4-2	1-3	1-6	5-6	23-27	Woolley	Beaupre/Richter, Healy
5	5/9	@ NY Rangers	L 3-4	1-4	0-5	4-4	31-36	Leetch	Beaupre, Tabaracci/Richter

1992-93

PATRICK DIVISION SEMIFINALS – NY ISLANDERS VS. WASHINGTON (BEST-OF-SEVEN) – NY ISLANDERS WIN SERIES 4-2

GM	Date	Opponent	Result	Series	PP	PK	SF-SA	GWG	Goalies
1	4/18	NY Islanders	W 3-1	1-0	2-5	5-5	27-23	Hunter	Tabaracci/Healy
2	4/20	NY Islanders	L 4-5 2OT	1-1	2-5	5-5	45-61	Mullen	Tabaracci/Healy
3	4/22	@ NY Islanders	L 3-4 OT	1-2	0-2	4-4	25-30	Ferraro	Tabaracci/Healy
4	4/24	@ NY Islanders	L 3-4 2OT	1-3	2-6	4-5	40-46	Ferraro	Tabaracci/Healy
5	4/26	NY Islanders	W 6-4	2-3	2-4	4-4	26-32	Iafrate	Beaupre/Healy, Fitzpatrick
6	4/28	@ NY Islanders	L 3-5	2-4	1-4	6-6	26-33	Green	Beaupre/Healy

1991-92

PATRICK DIVISION SEMIFINALS – PITTSBURGH VS. WASHINGTON (BEST-OF-SEVEN) – PITTSBURGH WINS SERIES 4-3

GM	Date	Opponent	Result	Series	PP	PK	SF-SA	GWG	Goalies
1	4/19	Pittsburgh	W 3-1	1-0	0-3	2-2	31-33	Druce	Beaupre/Barrasso
2	4/21	Pittsburgh	W 6-2	2-0	3-8	5-7	31-35	Pivonka	Beaupre/Barrasso
3	4/23	@ Pittsburgh	L 4-6	2-1	2-11	9-12	34-29	Lemieux	Beaupre/Barrasso
4	4/25	@ Pittsburgh	W 7-2	3-1	1-3	5-5	35-33	Khristich	Beaupre/Barrasso, Wregget
5	4/27	Pittsburgh	L 2-5	3-2	0-4	1-2	23-25	Murphy	Beaupre/Barrasso
6	4/29	@ Pittsburgh	L 4-6	3-3	1-6	1-5	29-39	Lemieux	Beaupre/Barrasso
7	5/1	Pittsburgh	L 1-3	3-4	0-1	0-1	19-21	Jagr	Beaupre/Barrasso

1990-91

PATRICK DIVISION SEMIFINALS – WASHINGTON VS. NY RANGERS (BEST-OF-SEVEN) – WASHINGTON WINS SERIES 4-2

GM	Date	Opponent	Result	Series	PP	PK	SF-SA	GWG	Goalies
1	4/3	@ NY Rangers	L 1-2	0-1	0-5	5-5	29-30	Nicholls	Beaupre/Richter
2	4/5	@ NY Rangers	W 3-0	1-1	1-7	8-8	32-36	Ciccarelli	Beaupre/Richter
3	4/7	NY Rangers	L 0-6	1-2	0-5	7-9	37-38	King	Beaupre, Liut/Richter
4	4/9	NY Rangers	W 3-2	2-2	0-2	4-4	26-21	May	Beaupre/Richter
5	4/11	@ NY Rangers	W 5-4 OT	3-2	1-5	5-6	55-35	Ciccarelli	Beaupre/Richter
6	4/13	NY Rangers	W 4-2	4-2	0-3	3-4	26-25	Ridley	Beaupre/Richter, Vanbiesbrouck

PATRICK DIVISION FINAL – WASHINGTON VS. PITTSBURGH (BEST-OF-SEVEN) – PITTSBURGH WINS SERIES 4-1

1	4/17	@ Pittsburgh	W 4-2	1-0	2-4	1-3	31-26	Iafrate	Beaupre/Pietrangelo
2	4/19	@ Pittsburgh	L 6-7 OT	1-1	3-6	4-6	42-43	Stevens	Beaupre, Liut/Pietrangelo
3	4/21	Pittsburgh	L 1-3	1-2	1-6	4-4	27-22	Stevens	Beaupre/Barrasso
4	4/23	Pittsburgh	L 1-3	1-3	0-4	5-6	39-19	Stevens	Beaupre/Barrasso
5	4/25	@ Pittsburgh	L 1-4	1-4	0-2	4-4	34-31	Francis	Beaupre/Barrasso

Game-by-Game Playoff Results

1989-90

PATRICK DIVISION SEMIFINALS – WASHINGTON VS. NEW JERSEY (BEST-OF-SEVEN) – WASHINGTON WINS SERIES 4-2

GM	Date	Opponent	Result	Series	PP	PK	SF-SA	GWG	Goalies
1	4/5	@ New Jersey	W 5-4 OT	1-0	1-6	6-7	24-30	Ciccarelli	Liut/Burke
2	4/7	@ New Jersey	L 5-6	1-1	1-5	6-8	26-39	Stastny	Liut, Beaupre/Terreri
3	4/9	New Jersey	L 1-2	1-2	1-8	4-5	21-10	Shanahan	Liut/Terreri
4	4/11	New Jersey	W 3-1	2-2	1-5	4-4	33-24	Druce	Beaupre/Burke
5	4/13	@ New Jersey	W 4-3	3-2	0-2	3-4	24-20	Courttnall	Beaupre/Terreri
6	4/15	New Jersey	W 3-2	4-2	0-3	3-3	32-34	Druce	Beaupre/Terreri

PATRICK DIVISION FINALS – WASHINGTON VS. NY RANGERS (BEST-OF-SEVEN) – WASHINGTON WINS SERIES 4-1

1	4/19	@ NY Rangers	L 3-7	0-1	0-3	3-6	35-38	Ogrodnick	Liut/Vanbiesbrouck
2	4/21	@ NY Rangers	W 6-3	1-1	2-3	5-6	25-28	Druce	Beaupre/Vanbiesbrouck, Richter
3	4/23	NY Rangers	W 7-1	2-1	3-9	7-7	49-19	Courttnall	Beaupre, Liut/Richter
4	4/25	NY Rangers	W 4-3 OT	3-1	2-7	7-8	25-33	Langway	Liut/Richter, Vanbiesbrouck
5	4/27	@ NY Rangers	W 2-1 OT	4-1	0-6	5-5	34-29	Druce	Liut/Vanbiesbrouck

WALES CONFERENCE FINALS – WASHINGTON VS. BOSTON (BEST-OF-SEVEN) – BOSTON WINS SERIES 4-0

1	5/3	@ Boston	L 3-5	0-1	1-3	4-5	26-35	Propp	Liut/Moog
2	5/5	@ Boston	L 0-3	0-2	0-4	3-3	28-30	Carpenter	Beaupre/Moog
3	5/7	Boston	L 1-4	0-3	1-6	4-5	26-24	Janney	Beaupre/Moog
4	5/9	Boston	L 2-3	0-4	0-1	2-3	14-17	Neely	Liut/Moog

1988-89

PATRICK DIVISION SEMIFINALS – WASHINGTON VS. PHILADELPHIA (BEST-OF-SEVEN) – PHILADELPHIA WINS SERIES 4-2

GM	Date	Opponent	Result	Series	PP	PK	SF-SA	GWG	Goalies
1	4/5	Philadelphia	W 3-2	1-0	1-8	4-5	36-29	Franceschetti	Peeters/Hextall
2	4/6	Philadelphia	L 2-3	1-1	1-8	2-4	21-26	Propp	Peeters/Hextall
3	4/8	@ Philadelphia	W 4-3 OT	2-1	2-5	5-6	44-24	Miller	Peeters/Hextall
4	4/9	@ Philadelphia	L 2-5	2-2	1-9	4-6	32-31	Murphy	Peeters/Hextall
5	4/11	Philadelphia	L 5-8	2-3	3-9	3-5	34-26	Eklund	Peeters/Hextall
6	4/13	@ Philadelphia	L 3-4	2-4	1-4	7-8	34-28	Tocchet	Peeters/Hextall

1987-88

PATRICK DIVISION SEMIFINALS – WASHINGTON VS. PHILADELPHIA (BEST-OF-SEVEN) – WASHINGTON WINS SERIES 4-3

GM	Date	Opponent	Result	Series	PP	PK	SF-SA	GWG	Goalies
1	4/6	Philadelphia	L 2-4	0-1	2-8	3-4	37-31	Poulin	Peeters/Hextall
2	4/7	Philadelphia	W 5-4	1-1	0-4	5-5	28-35	Miller	Peeters/Hextall
3	4/9	@ Philadelphia	L 3-4	1-2	1-6	5-6	17-29	Samuelsson	Peeters/Hextall
4	4/10	@ Philadelphia	L 4-5 OT	1-3	0-4	5-5	26-30	Craven	Malarchuk/Hextall, Laforest
5	4/12	Philadelphia	W 5-2	2-3	0-8	7-8	32-33	Hatcher	Peeters/Hextall, Laforest
6	4/14	@ Philadelphia	W 7-2	3-3	4-9	7-8	28-26	Gustafson	Peeters/Hextall
7	4/16	Philadelphia	W 5-4	4-3	1-8	4-5	40-33	Hunter	Peeters/Hextall

PATRICK DIVISION FINALS – WASHINGTON VS. NEW JERSEY (BEST-OF-SEVEN) – NEW JERSEY WINS SERIES 4-3

GM	Date	Opponent	Result	Series	PP	PK	SF-SA	GWG	Goalies
1	4/18	New Jersey	W 3-1	1-0	1-3	4-4	31-34	Murphy	Peeters/Burke
2	4/20	New Jersey	L 2-5	1-1	1-9	4-7	30-30	Broten	Peeters/Burke
3	4/22	@ New Jersey	L 4-10	1-2	1-9	5-8	32-31	Samuelsson	Malarchuk, Peeters/Burke
4	4/24	@ New Jersey	W 4-1	2-2	1-11	5-6	31-25	Sunderstrom	Malarchuk, Peeters/Burke
5	4/26	New Jersey	L 1-3	2-3	0-6	4-5	29-31	Kurvers	Malarchuk/Sauve

Game-by-Game Playoff Results

1986-87

PATRICK DIVISION SEMIFINALS – WASHINGTON VS. NY ISLANDERS (BEST-OF-SEVEN) – NY ISLANDERS WIN SERIES 4-3

GM	Date	Opponent	Result	Series	PP	PK	SF-SA	GWG	Goalies
1	4/8	NY Islanders	W 4-3	1-0	0-8	5-6	32-28	Ridley	Peeters/Hrudey
2	4/9	NY Islanders	L 1-3	1-1	0-5	2-3	28-24	Trottier	Peeters/Hrudey
3	4/11	@ NY Islanders	W 2-0	2-1	0-6	4-4	32-26	Murphy	Mason/Hrudey
4	4/12	@ NY Islanders	W 4-1	3-1	0-9	4-5	37-26	Christian	Mason/Hrudey
5	4/14	NY Islanders	L 2-4	3-2	1-6	6-6	42-24	Gilbert	Peeters/Hrudey
6	4/16	@ NY Islanders	L 4-5	3-3	1-2	3-4	27-34	LaFontaine	Mason/Hrudey
7	4/18	NY Islanders	L 2-3 4OT	3-4	0-2	2-2	75-57	LaFontaine	Mason/Hrudey

1985-86

PATRICK DIVISION SEMIFINALS – WASHINGTON VS. NY ISLANDERS (BEST-OF-FIVE) – WASHINGTON WINS SERIES 3-0

GM	Date	Opponent	Result	Series	PP	PK	SF-SA	GWG	Goalies
1	4/9	NY Islanders	W 3-1	1-0	0-5	5-5	36-33	Carpenter	Peeters/Hrudey
2	4/10	NY Islanders	W 5-2	2-0	0-2	1-2	34-29	Stevens	Peeters/Smith
3	4/12	@ NY Islanders	W 3-1	3-0	-	-	23-28	Stevens	Peeters/Hrudey

PATRICK DIVISION FINALS – WASHINGTON VS. NY RANGERS (BEST-OF-SEVEN) – NY RANGERS WIN SERIES 4-2

1	4/17	NY Rangers	L 3-4 OT	0-1	0-3	3-3	27-23	MacLellan	Peeters/Vanbiesbrouck
2	4/19	NY Rangers	W 8-1	1-1	2-7	7-7	39-20	Laughlin	Peeters/Vanbiesbrouck, Hanlon
3	4/21	@ NY Rangers	W 6-3	2-1	-	-	28-42	Barrett	Peeters/Vanbiesbrouck
4	4/23	@ NY Rangers	L 5-6 OT	2-2	-	-	29-30	Brooke	Peeters/Vanbiesbrouck
5	4/25	NY Rangers	L 2-4	2-3	2-6	2-3	32-27	Sandstrom	Peeters/Vanbiesbrouck
6	4/27	@ NY Rangers	L 1-2	2-4	-	-	28-21	Larouche	Peeters/Vanbiesbrouck

1984-85

PATRICK DIVISION SEMIFINALS – WASHINGTON VS. NY ISLANDERS (BEST-OF-FIVE) – NY ISLANDERS WIN SERIES 3-2

GM	Date	Opponent	Result	Series	PP	PK	SF-SA	GWG	Goalies
1	4/10	NY Islanders	W 4-3 OT	1-0	2-10	4-5	42-17	Haworth	Riggin/Smith
2	4/11	NY Islanders	W 2-1 2OT	2-0	0-5	2-2	41-37	Gartner	Jensen/Hrudey
3	4/13	@ NY Islanders	L 1-2	2-1	0-2	3-3	16-15	Sutter	Jensen/Smith
4	4/14	@ NY Islanders	L 4-6	2-2	2-5	4-6	33-34	Trottier	Jensen/Smith
5	4/16	NY Islanders	L 1-2	2-3	0-4	3-3	31-32	Sutter	Riggin/Smith

1983-84

PATRICK DIVISION SEMIFINALS – WASHINGTON VS. PHILADELPHIA (BEST-OF-FIVE) – WASHINGTON WINS SERIES 3-0

GM	Date	Opponent	Result	Series	PP	PK	SF-SA	GWG	Goalies
1	4/4	Philadelphia	W 4-2	1-0	0-3	0-1	26-21	Duchesne	Riggin/Froese, Lindbergh
2	4/5	Philadelphia	W 6-2	2-0	2-6	2-2	32-32	Laughlin	Jensen/Froese
3	4/7	@ Philadelphia	W 5-1	3-0	1-2	4-4	32-38	Laughlin	Jensen/Lindbergh, Froese

PATRICK DIVISION FINALS – WASHINGTON VS. NY ISLANDERS (BEST-OF-SEVEN) – NY ISLANDERS WIN SERIES 4-1

1	4/12	@ NY Islanders	W 3-2	1-0	2-6	2-3	27-18	Laughlin	Jensen/Smith, Melanson
2	4/13	@ NY Islanders	L 4-5 OT	1-1	4-7	4-5	35-22	Kallur	Jensen, Riggin/Smith
3	4/15	NY Islanders	L 1-3	1-2	0-3	3-3	33-19	Sutter	Riggin/Smith
4	4/16	NY Islanders	L 2-5	1-3	0-4	2-2	24-23	Boutilier	Riggin, Jensen/Smith
5	4/18	@ NY Islanders	L 3-5	1-4	1-7	3-5	26-28	Flatley	Jensen, Riggin/Smith



Game-by-Game Playoff Results

1982-83

PATRICK DIVISION SEMIFINALS – WASHINGTON VS. NY ISLANDERS (BEST-OF-FIVE) – NY ISLANDERS WIN SERIES 3-1

GM	Date	Opponent	Result	Series	PP	PK	SF-SA	GWG	Goalies
1	4/6	@ NY Islanders	L 2-5	0-1	-	-	29-37	Tonelli	Riggin/Smith
2	4/7	@ NY Islanders	W 4-2	1-1	-	-	39-32	Gould	Jensen/Smith
3	4/9	NY Islanders	L 2-6	1-2	-	-	28-28	Trottier	Jensen, Riggin/Smith
4	4/10	NY Islanders	L 3-6	1-3	-	-	31-37	Hallin	Jensen, Riggin/Smith



Year-by-Year Playoff Statistics

2023-24

Player	GP	G	A	PTS	PIM
Martin Fehervary	4	2	1	3	2
Tom Wilson	4	1	2	3	16
John Carlson	4	1	1	2	2
Dylan Strome	4	1	1	2	0
Hendrix Lapierre	4	1	1	2	0
Aliaksei Protas	4	0	2	2	0
Connor McMichael	4	1	0	1	2
T.J. Oshie	4	0	1	1	4
Max Pacioretty	4	0	1	1	2
Alex Alexeyev	4	0	1	1	4
Alex Ovechkin	4	0	0	0	0
Nick Jensen	1	0	0	0	2
Nic Dowd	4	0	0	0	6
Dylan McIlrath	4	0	0	0	10
Trevor van Riemsdyk	3	0	0	0	0
Sonny Milano	4	0	0	0	0
Nicolas Aube-Kubel	3	0	0	0	2
Lucas Johansen	2	0	0	0	0
Beck Malenstyn	4	0	0	0	2
Rasmus Sandin	1	0	0	0	2
Vincent Iorio	1	0	0	0	0
Ivan Miroschnichenko	1	0	0	0	0

Goaltender	GP	MIN	W	L	GAA	SO	SA	PCT
Charlie Lindgren	4	235	0	4	3.58	0	103	.864

2021-22

Player	GP	G	A	PTS	PIM
T.J. Oshie	6	6	1	7	0
Nicklas Backstrom	6	2	4	6	4
Alex Ovechkin	6	1	5	6	0
Evgeny Kuznetsov	6	2	3	5	2
John Carlson	6	1	4	5	2
Anthony Mantha	6	0	4	4	13
Justin Schultz	6	1	2	3	6
Lars Eller	6	1	2	3	0
Garnet Hathaway	6	1	1	2	16
Trevor van Riemsdyk	6	1	1	2	0
Nic Dowd	6	1	1	2	4
Marcus Johansson	6	1	1	2	0
Johan Larsson	6	0	2	2	2
Tom Wilson	1	1	0	1	0
Connor McMichael	4	0	1	1	0
Conor Sheary	6	0	1	1	0
Dmitry Orlov	6	0	1	1	2
Brett Leason	1	0	0	0	0
Martin Fehervary	6	0	0	0	8
Nick Jensen	6	0	0	0	4

Goaltender	GP	MIN	W	L	GAA	SO	SA	PCT
Ilya Samsonov	5	263	1	3	2.97	0	148	.912
Vitek Vanecek	2	100	1	1	4.21	0	51	.863

2020-21

Player	GP	G	A	PTS	PIM
Alex Ovechkin	5	2	2	4	2
T.J. Oshie	5	1	3	4	0
Garnet Hathaway	5	2	1	3	4
Dmitry Orlov	5	0	3	3	6
Nic Dowd	5	2	0	2	4
Tom Wilson	5	1	1	2	6
John Carlson	5	0	2	2	6
Anthony Mantha	5	0	2	2	6
Conor Sheary	5	1	0	1	2
Brenden Dillon	5	1	0	1	0
Daniel Sprong	3	0	1	1	4
Nicklas Backstrom	5	0	1	1	0
Carl Hagelin	5	0	1	1	0
Lars Eller	4	0	1	1	0
Michael Raffl	4	0	0	0	4
Evgeny Kuznetsov	3	0	0	0	0
Nick Jensen	5	0	0	0	2
Justin Schultz	5	0	0	0	2
Zdeno Chara	5	0	0	0	2
Daniel Carr	1	0	0	0	2

Goaltender	GP	MIN	W	L	GAA	SO	SA	PCT
Craig Anderson	2	201	1	1	2.67	0	70	.929
Ilya Samsonov	3	201	0	3	2.99	0	99	.899
Vitek Vanecek	1	13	0	0	4.56	0	4	.750

2019-20

Player	GP	G	A	PTS	PIM
John Carlson	5	0	6	6	2
Alex Ovechkin	8	4	1	5	2
Evgeny Kuznetsov	8	3	2	5	4
T.J. Oshie	8	3	0	3	13
Tom Wilson	8	1	2	3	23
Dmitry Orlov	8	0	3	3	4
Radko Gudas	5	0	2	2	2
Richard Panik	8	1	0	1	6
Travis Boyd	4	1	0	1	0
Brenden Dillon	8	0	1	1	8
Lars Eller	5	0	1	1	2
Michal Kempny	5	0	1	1	4
Nicklas Backstrom	5	0	1	1	0
Carl Hagelin	8	0	1	1	2
Ilya Kovalchuk	8	0	1	1	2
Brian Pinho	2	0	0	0	0
Nic Dowd	8	0	0	0	4
Martin Fehervary	2	0	0	0	0
Jonas Siegenthaler	7	0	0	0	0
Jakub Vrana	8	0	0	0	2
Garnet Hathaway	8	0	0	0	12
Nick Jensen	8	0	0	0	0

Goaltender	GP	MIN	W	L	GAA	SO	SA	PCT
Braden Holtby	8	483	2	5	2.49	0	213	.906

2018-19

Player	GP	G	A	PTS	PIM
Alex Ovechkin	7	4	5	9	19
Nicklas Backstrom	7	5	3	8	4
Evgeny Kuznetsov	7	1	5	6	2
Tom Wilson	7	3	2	5	2
John Carlson	7	0	5	5	6
Dmitry Orlov	7	0	4	4	4
Lars Eller	7	1	2	3	2
Brett Connolly	7	2	0	2	6
Brooks Orpik	7	1	1	2	8
Andre Burakovsky	7	1	1	2	0
T.J. Oshie	4	1	1	2	4
Matt Niskanen	7	0	2	2	0
Nic Dowd	7	1	0	1	6
Carl Hagelin	7	0	1	1	0
Nick Jensen	7	0	0	0	2
Jakub Vrana	7	0	0	0	6
Travis Boyd	1	0	0	0	0
Christian Djoos	3	0	0	0	0
Jonas Siegenthaler	4	0	0	0	2
Devante Smith-Pelly	3	0	0	0	0
Chandler Stephenson	6	0	0	0	2

Goaltender	GP	MIN	W	L	GAA	SO	SA	PCT
Braden Holtby	7	449	3	4	2.67	1	233	.914

Player	GP	G	A	PTS	PIM
Evgeny Kuznetsov	24	12	20	32	16
Alex Ovechkin	24	15	12	27	8
Nicklas Backstrom	20	5	18	23	6
T.J. Oshie	24	8	13	21	31
John Carlson	24	5	15	20	8
Lars Eller	24	7	11	18	18
Tom Wilson	21	5	10	15	31
Brett Connolly	24	6	3	9	6
Matt Niskanen	24	1	8	9	8
Devante Smith-Pelly	24	7	1	8	12
Jakub Vrana	23	3	5	8	2
Jay Beagle	23	2	6	8	8
Dmitry Orlov	24	2	6	8	4
Chandler Stephenson	24	2	5	7	8
Andre Burakovsky	13	2	4	6	4
Michal Kempny	24	2	3	5	10
Brooks Orpik	24	1	4	5	15
Alex Chiasson	16	1	1	2	4
Christian Djoos	22	0	1	1	4
Jakub Jerabek	2	0	1	1	2
Nathan Walker	1	0	1	1	0
Shane Gersich	2	0	0	0	0
Travis Boyd	1	0	0	0	0

Goaltender	GP	MIN	W	L	GAA	SO	SA	PCT
Braden Holtby	23	1,386	16	7	2.16	2	639	.922
Philipp Grubauer	2	106	0	1	4.55	0	49	.837

Year-by-Year Playoff Statistics

2016-17

Player	GP	G	A	PTS	PIM
Nicklas Backstrom	13	6	7	13	2
T.J. Oshie	13	4	8	12	4
Evgeny Kuznetsov	13	5	5	10	8
Justin Williams	13	3	6	9	6
Alex Ovechkin	13	5	3	8	8
Marcus Johansson	13	2	6	8	2
Kevin Shattenkirk	13	1	5	6	6
Andre Burakovsky	13	3	3	6	2
Lars Eller	13	0	5	5	10
Nate Schmidt	11	1	3	4	4
Matt Niskanen	13	1	3	4	19
John Carlson	13	2	2	4	4
Tom Wilson	13	3	0	3	34
Dmitry Orlov	13	0	3	3	2
Brooks Orpik	13	0	2	2	11
Daniel Winnik	13	0	0	0	0
Brett Connolly	7	0	0	0	0
Paul Carey	1	0	0	0	0
Jay Beagle	13	0	0	0	4
Karl Alzner	7	0	0	0	2

Goaltender	GP	MIN	W	L	GAA	SO	SA	PCT
Braden Holtby	13	803	7	6	2.46	0	364	.909
Philipp Grubauer	1	19	0	0	6.46	0	9	.778

2015-16

Player	GP	G	A	PTS	PIM
Alex Ovechkin	12	5	7	12	2
John Carlson	12	5	7	12	4
Nicklas Backstrom	12	2	9	11	8
T.J. Oshie	12	6	4	10	11
Justin Williams	12	3	4	7	14
Marcus Johansson	12	2	5	7	2
Jay Beagle	12	3	0	3	2
Matt Niskanen	12	0	3	3	6
Jason Chimera	12	1	1	2	12
Evgeny Kuznetsov	12	1	1	2	8
Karl Alzner	12	0	2	2	6
Andre Burakovsky	12	1	0	1	6
Braden Holtby	12	0	1	1	0
Tom Wilson	12	0	1	1	13
Dmitry Orlov	11	0	1	1	2
Nate Schmidt	10	0	1	1	2
Taylor Chorney	7	0	1	1	4
Mike Richards	12	0	0	0	4
Daniel Winnik	12	0	0	0	4
Brooks Orpik	6	0	0	0	10
Mike Weber	2	0	0	0	0

Goaltender	GP	MIN	W	L	GAA	SO	SA	PCT
Braden Holtby	12	732	6	6	1.72	2	363	.942

2014-15

Player	GP	G	A	PTS	PIM
Alex Ovechkin	14	5	4	9	6
Joel Ward	14	3	6	9	2
Nicklas Backstrom	14	3	5	8	2
Evgeny Kuznetsov	14	5	2	7	8
Jason Chimera	14	3	4	7	4
John Carlson	14	1	5	6	4
Jay Beagle	14	1	4	5	4
Karl Alzner	14	2	2	4	6
Marcus Johansson	14	1	3	4	2
Matt Niskanen	14	0	4	4	0
Andre Burakovsky	11	2	1	3	0
Troy Brouwer	14	0	3	3	10
Brooks Laich	14	1	1	2	0
Brooks Orpik	14	0	2	2	8
Mike Green	14	0	2	2	14
Curtis Glencross	10	1	0	1	2
Tim Gleason	14	0	1	1	5
Braden Holtby	13	0	1	1	0
Tom Wilson	13	0	1	1	25
Eric Fehr	4	0	0	0	2
Michael Latta	4	0	0	0	2

Goaltender	GP	MIN	W	L	GAA	SO	SA	PCT
Braden Holtby	13	806	6	7	1.71	1	412	.944
Philipp Grubauer	1	60	1	0	3.00	0	21	.857

2012-13

Player	GP	G	A	PTS	PIM
Mike Green	7	2	2	4	4
Mathieu Perreault	7	1	3	4	0
Joel Ward	7	1	3	4	6
Nicklas Backstrom	7	1	2	3	0
Jason Chimera	7	1	2	3	4
Karl Alzner	7	1	1	2	2
Alex Ovechkin	7	1	1	2	4
Troy Brouwer	7	1	1	2	10
Mike Ribeiro	7	1	1	2	10
Marcus Johansson	7	1	1	2	0
Jay Beagle	7	1	0	1	4
John Carlson	7	0	1	1	4
John Erskine	7	0	1	1	4
Jack Hillen	7	0	1	1	6
Steve Oleksy	7	0	1	1	4
Eric Fehr	7	0	0	0	6
Matt Hendricks	7	0	0	0	0
Martin Erat	4	0	0	0	4
Tom Wilson	3	0	0	0	0

Goaltender	GP	MIN	W	L	GAA	SO	SA	PCT
Braden Holtby	7	433	3	4	2.22	1	189	.922

2011-12

Player	GP	G	A	PTS	PIM
Alex Ovechkin	14	5	4	9	8
Nicklas Backstrom	13	2	6	8	18
Jason Chimera	14	4	3	7	6
Brooks Laich	14	2	5	7	6
John Carlson	14	2	3	5	8
Joel Ward	14	1	4	5	6
Alexander Semin	14	3	1	4	10
Mike Green	14	2	2	4	10
Troy Brouwer	14	2	2	4	8
Roman Hamrlik	14	1	3	4	12
Mike Knuble	11	2	1	3	6
Marcus Johansson	14	1	2	3	0
Dennis Wideman	14	0	3	3	2
Matt Hendricks	14	1	1	2	6
Jay Beagle	12	1	1	2	4
Karl Alzner	14	0	2	2	0
Keith Aucoin	14	0	2	2	2
John Erskine	4	0	1	1	0
Jeff Schultz	10	0	0	0	2
Mathieu Perreault	4	0	0	0	0
Jeff Halpern	2	0	0	0	4

Goaltender	GP	MIN	W	L	GAA	SO	SA	PCT
Braden Holtby	14	922	7	7	1.95	0	459	.935

2010-11

Player	GP	G	A	PTS	PIM
Alex Ovechkin	9	5	5	10	10
Brooks Laich	9	1	6	7	2
Alexander Semin	9	4	2	6	8
Marcus Johansson	9	2	4	6	0
Mike Green	8	1	5	6	8
Jason Arnott	9	1	5	6	2
Jason Chimera	9	2	2	4	2
John Carlson	9	2	1	3	4
Marco Sturm	9	1	2	3	4
Mike Knuble	6	2	0	2	8
John Erskine	9	1	1	2	6
Nicklas Backstrom	9	0	2	2	4
Eric Fehr	5	1	0	1	0
Scott Hannan	9	0	1	1	2
Karl Alzner	9	0	1	1	0
Matt Bradley	9	0	0	0	4
Sean Collins	1	0	0	0	0
Matt Hendricks	7	0	0	0	4
Jeff Schultz	9	0	0	0	6
Boyd Gordon	9	0	0	0	6

Goaltender	GP	MIN	W	L	GAA	SO	SA	PCT
Michal Neuvirth	9	590	4	5	2.34	1	261	.912

Year-by-Year Playoff Statistics

2009-10

Player	GP	G	A	PTS	PIM
Alex Ovechkin	7	5	5	10	0
Nicklas Backstrom	7	5	4	9	4
Mike Knuble	7	2	4	6	6
Eric Fehr	7	3	1	4	4
John Carlson	7	1	3	4	0
Tom Poti	6	0	4	4	5
Brooks Laich	7	2	1	3	4
Matt Bradley	7	1	2	3	2
Jason Chimera	7	1	2	3	2
Mike Green	7	0	3	3	12
Joe Corvo	7	1	1	2	4
Boyd Gordon	6	1	1	2	0
Alexander Semin	7	0	2	2	4
Eric Belanger	7	0	1	1	4
Jeff Schultz	7	0	1	1	4
Tomas Fleischmann	6	0	1	1	6
Brendan Morrison	5	0	1	1	2
Shaone Morrisonn	5	0	0	0	2
David Steckel	3	0	0	0	0
Tyler Sloan	2	0	0	0	0
Scott Walker	1	0	0	0	0
Karl Alzner	1	0	0	0	0

Goaltender	GP	MIN	W	L	GAA	SO	SA	PCT
Semyon Varlamov	6	349	3	3	2.41	0	153	.908
Jose Theodore	2	81	0	1	3.70	0	40	.875

2008-09

Player	GP	G	A	PTS	PIM
Alex Ovechkin	14	11	10	21	8
Nicklas Backstrom	14	3	12	15	8
Alexander Semin	14	5	9	14	16
Mike Green	14	1	8	9	12
Sergei Fedorov	14	1	7	8	12
Brooks Laich	14	3	4	7	10
Tom Poti	14	2	5	7	4
Viktor Kozlov	14	4	2	6	6
Matt Bradley	14	2	4	6	0
David Steckel	14	3	2	5	4
Tomas Fleischmann	14	3	1	4	4
Boyd Gordon	14	0	3	3	4
Milan Jurcina	14	2	0	2	12
Brian Pothier	13	0	2	2	8
Chris Clark	8	1	0	1	8
Shaone Morrisonn	14	0	1	1	8
John Erskine	12	0	1	1	16
Tyler Sloan	2	0	1	1	0
Semyon Varlamov	13	0	0	0	2
Eric Fehr	9	0	0	0	0
Donald Brashear	4	0	0	0	18
Jay Beagle	4	0	0	0	0
Michael Nylander	3	0	0	0	2
Jose Theodore	2	0	0	0	0
Jeff Schultz	1	0	0	0	0

Goaltender	GP	MIN	W	L	GAA	SO	SA	PCT
Semyon Varlamov	13	759	7	6	2.53	2	389	.918
Jose Theodore	2	97	0	1	3.71	0	33	.818

2007-08

Player	GP	G	A	PTS	PIM
Alex Ovechkin	7	4	5	9	0
Alexander Semin	7	3	5	8	8
Mike Green	7	3	4	7	15
Nicklas Backstrom	7	4	2	6	2
Brooks Laich	7	1	5	6	4
Sergei Fedorov	7	1	4	5	8
Viktor Kozlov	7	0	3	3	2
Donald Brashear	7	1	1	2	0
David Steckel	7	1	1	2	4
Matt Bradley	7	0	2	2	2
John Erskine	7	0	2	2	6
Steve Eminger	5	1	0	1	2
Eric Fehr	5	1	0	1	0
Tom Poti	7	0	1	1	8
Shaone Morrisonn	7	0	1	1	6
Tomas Fleischmann	2	0	0	0	0
Jeff Schultz	2	0	0	0	2
Matt Cooke	7	0	0	0	4
Cristobal Huet	7	0	0	0	2
Milan Jurcina	7	0	0	0	6
Boyd Gordon	7	0	0	0	0

Goaltender	GP	MIN	W	L	GAA	SO	SA	PCT
Cristobal Huet	7	451	3	4	2.93	0	242	.909

2002-03

Player	GP	G	A	PTS	PIM
Jaromir Jagr	6	2	5	7	2
Peter Bondra	6	4	2	6	8
Michael Nylander	6	3	2	5	8
Sergei Gonchar	6	0	5	5	4
Dainius Zubrus	6	2	2	4	4
Robert Lang	6	2	1	3	2
Mike Grier	6	1	1	2	2
Brendan Witt	6	1	0	1	0
Ivan Ciernik	2	0	1	1	6
Sergei Berezin	6	0	1	1	0
Jason Doig	6	0	1	1	6
Jeff Halpern	6	0	1	1	2
Calle Johansson	6	0	1	1	0
Brian Sutherby	5	0	0	0	10
Ken Klee	6	0	0	0	6
Steve Konowalchuk	6	0	0	0	6
Joel Kwiatkowski	6	0	0	0	2
Trent Whitfield	6	0	0	0	10

Goaltender	GP	MIN	W	L	GAA	SO	SA	PCT
Olie Kolzig	6	404	2	4	2.08	1	192	.927

2000-01

Player	GP	G	A	PTS	PIM
Steve Konowalchuk	6	2	3	5	14
Jeff Halpern	6	2	3	5	17
Sergei Gonchar	6	1	3	4	2
Trevor Linden	6	0	4	4	14
Calle Johansson	6	1	2	3	2
Peter Bondra	6	2	0	2	2
Brendan Witt	6	2	0	2	12
Ulf Dahlen	6	0	1	1	2
Ken Klee	6	0	1	1	8
Chris Simon	6	0	1	1	4
Glen Metropolit	1	0	0	0	0
Dmitri Khristich	3	0	0	0	0
Joe Reekie	4	0	0	0	4
Sylvain Cote	5	0	0	0	2
Trent Whitfield	5	0	0	0	2
Adam Oates	6	0	0	0	0
Joe Sacco	6	0	0	0	2
Rob Zettler	6	0	0	0	0
Andrei Nikolishin	6	0	0	0	2
Dainius Zubrus	6	0	0	0	2

Goaltender	GP	MIN	W	L	GAA	SO	SA	PCT
Olie Kolzig	6	375	2	4	2.24	1	153	.908

1999-00

Player	GP	G	A	PTS	PIM
Jeff Halpern	5	2	1	3	0
Calle Johansson	5	1	2	3	0
Adam Oates	5	0	3	3	4
Chris Simon	4	2	0	2	24
Peter Bondra	5	1	1	2	4
Andrei Nikolishin	5	0	2	2	4
Sergei Gonchar	5	1	0	1	6
Steve Konowalchuk	5	1	0	1	2
Ulf Dahlen	5	0	1	1	2
Ken Klee	5	0	1	1	10
Joe Reekie	5	0	1	1	2
Jim McKenzie	1	0	0	0	0
Glen Metropolit	2	0	0	0	2
Trent Whitfield	3	0	0	0	0
Brendan Witt	3	0	0	0	0
Terry Yake	3	0	0	0	0
Dmitri Mironov	4	0	0	0	4
Joe Murphy	5	0	0	0	8
Joe Sacco	5	0	0	0	4
Richard Zednik	5	0	0	0	5
Rob Zettler	5	0	0	0	2

Goaltender	GP	MIN	W	L	GAA	SO	SA	PCT
Craig Billington	1	20	0	0	3.00	0	5	.833
Olie Kolzig	5	284	1	4	3.40	0	87	.845

Year-by-Year Playoff Statistics

1997-98

Player	GP	G	A	PTS	PIM
Joe Juneau	21	7	10	17	8
Adam Oates	21	6	11	17	8
Andrei Nikolishin	21	1	13	14	12
Brian Bellows	21	6	7	13	6
Peter Bondra	17	7	5	12	12
Sergei Gonchar	21	7	4	11	30
Richard Zednik	17	7	3	10	16
Calle Johansson	21	2	8	10	16
Esa Tikkanen	21	3	3	6	20
Phil Housley	18	0	4	4	4
Dale Hunter	21	0	4	4	30
Todd Krygier	13	1	2	3	6
Joe Reekie	21	1	2	3	20
Mark Tinordi	21	1	2	3	42
Michal Pivonka	13	0	3	3	0
Jeff Brown	2	0	2	2	0
Mike Eagles	12	0	2	2	2
Ken Klee	9	1	0	1	10
Brendan Witt	16	1	0	1	14
Chris Simon	18	1	0	1	26
Craig Berube	21	1	0	1	21
Kelly Miller	10	0	1	1	4
Jeff Toms	1	0	0	0	0
Jaroslav Svejkskovsky	1	0	0	0	2
Olie Kolzig	21	0	0	0	4

Goaltender	GP	MIN	W	L	GAA	SO	SA	PCT
Olie Kolzig	21	1351	12	9	1.95	4	740	.941

1995-96

Player	GP	G	A	PTS	PIM
Joe Juneau	5	0	7	7	6
Sergei Gonchar	6	2	4	6	4
Dale Hunter	6	1	5	6	24
Peter Bondra	6	2	3	5	8
Michal Pivonka	6	3	2	5	18
Andrew Brunette	6	1	3	4	0
Pat Peake	5	2	1	3	12
Sylvain Cote	6	2	0	2	12
Todd Krygier	6	2	0	2	12
Mike Eagles	6	1	1	2	2
Steve Konowalchuk	2	0	2	2	0
Kelly Miller	6	0	1	1	4
Ken Klee	1	0	0	0	0
Nolan Baumgartner	1	0	0	0	10
Craig Berube	2	0	0	0	19
Keith Jones	2	0	0	0	7
Kevin Kaminski	3	0	0	0	16
Jeff Nelson	3	0	0	0	4
Jim Carey	3	0	0	0	0
Olaf Kolzig	5	0	0	0	4
Stefan Ustorf	5	0	0	0	0
Jim Johnson	6	0	0	0	6
Mark Tinordi	6	0	0	0	16
Eric Charron	6	0	0	0	8
Steve Poapst	6	0	0	0	0

Goaltender	GP	MIN	W	L	GAA	SO	SA	PCT
Jim Carey	3	97	0	1	6.19	0	39	.744
Olie Kolzig	5	341	2	3	1.94	0	167	.934

1994-95

Player	GP	G	A	PTS	PIM
Peter Bondra	7	5	3	8	10
Dale Hunter	7	4	4	8	24
Keith Jones	7	4	4	8	22
Joe Juneau	7	2	6	8	2
Steve Konowalchuk	7	2	5	7	12
Dmitri Khristich	7	1	4	5	0
Michal Pivonka	7	1	4	5	21
Calle Johansson	7	3	1	4	0
Sergei Gonchar	7	2	2	4	2
Sylvain Cote	7	1	3	4	2
Kelly Miller	7	0	3	3	4
Mike Eagles	7	0	2	2	4
Jim Johnson	7	0	2	2	8
Rob Pearson	3	1	0	1	17
Mark Tinordi	1	0	0	0	2
Dave Poulin	2	0	0	0	0
Igor Ulanov	2	0	0	0	4
Kevin Kaminski	5	0	0	0	36
Craig Berube	7	0	0	0	29
Joe Reekie	7	0	0	0	2
Ken Klee	7	0	0	0	4
Jim Carey	7	0	0	0	4

Goaltender	GP	MIN	W	L	GAA	SO	SA	PCT
Olie Kolzig	2	44	1	0	1.36	0	21	.952
Byron Dafoe	1	20	0	0	3.00	0	3	.667
Jim Carey	7	358	2	4	4.19	0	151	.834

1993-94

Player	GP	G	A	PTS	PIM
Mike Ridley	11	4	6	10	6
Joe Juneau	11	4	5	9	6
Kelly Miller	11	2	7	9	0
Sylvain Cote	9	1	8	9	6
Michal Pivonka	7	4	4	8	4
Kevin Hatcher	11	3	4	7	37
Peter Bondra	9	2	4	6	4
Dmitri Khristich	11	2	3	5	10
Dave Poulin	11	2	2	4	19
Calle Johansson	6	1	3	4	4
Joe Reekie	11	2	1	3	29
Dale Hunter	7	0	3	3	14
Todd Krygier	5	2	0	2	10
John Slaney	11	1	1	2	2
Randy Burridge	11	0	2	2	12
Jason Woolley	4	1	0	1	4
Shawn Anderson	8	1	0	1	12
Pat Peake	8	0	1	1	8
Keith Jones	11	0	1	1	36
Steve Konowalchuk	11	0	1	1	10
Todd Nelson	4	0	0	0	0
Don Beaupre	8	0	0	0	2
Craig Berube	8	0	0	0	21

Goaltender	GP	MIN	W	L	GAA	SO	SA	PCT
Byron Dafoe	2	118	0	2	2.54	0	39	.872
Don Beaupre	8	429	5	2	2.94	1	191	.890
Rick Tabaracci	2	111	0	2	3.24	0	50	.880

1992-93

Player	GP	G	A	PTS	PIM
Dale Hunter	6	7	1	8	35
Dmitri Khristich	6	2	5	7	2
Al Iafrate	6	6	0	6	4
Mike Ridley	6	1	5	6	0
Peter Bondra	6	0	6	6	0
Pat Elynuik	6	3	2	5	19
Calle Johansson	6	0	5	5	6
Kelly Miller	6	0	3	3	2
Sylvain Cote	6	1	1	2	4
Todd Krygier	6	1	1	2	4
Paul Cavallini	6	0	2	2	18
Michal Pivonka	6	0	2	2	0
Randy Burridge	4	1	0	1	0
Steve Konowalchuk	2	0	1	1	0
Kevin Hatcher	6	0	1	1	14
Alan May	6	0	1	1	6
Don Beaupre	2	0	0	0	0
Rick Tabaracci	4	0	0	0	4
Shawn Anderson	6	0	0	0	0
Keith Jones	6	0	0	0	10

Goaltender	GP	MIN	W	L	GAA	SO	SA	PCT
Rick Tabaracci	4	304	1	3	2.76	0	160	.913
Don Beaupre	2	119	1	1	4.54	0	65	.862

1991-92

Player	GP	G	A	PTS	PIM
Mike Ridley	7	0	11	11	0
Dino Ciccarelli	7	5	4	9	14
Peter Bondra	7	6	2	8	4
Al Iafrate	7	4	2	6	14
Kevin Hatcher	7	2	4	6	19
Michal Pivonka	7	1	5	6	13
Dmitri Khristich	7	3	2	5	15
Dale Hunter	7	1	4	5	16
Calle Johansson	7	0	5	5	4
Todd Krygier	5	2	1	3	4
Sylvain Cote	7	1	2	3	4
Kelly Miller	7	1	2	3	4
John Druce	7	1	0	1	2
Randy Burridge	2	0	1	1	0
Rod Langway	7	0	1	1	2
Paul MacDermid	7	0	1	1	22
Dave Tippett	7	0	1	1	0
Brad Schlegel	7	0	1	1	2
Alan May	7	0	0	0	0

Goaltender	GP	MIN	W	L	GAA	SO	SA	PCT
Don Beaupre	7	419	3	4	3.15	0	212	.896

Year-by-Year Playoff Statistics

1990-91

Player	GP	G	A	PTS	PIM
Dale Hunter	11	1	9	10	41
Dino Ciccarelli	11	5	4	9	22
Calle Johansson	10	2	7	9	8
Mike Ridley	11	3	4	7	8
Kelly Miller	11	4	2	6	6
Kevin Hatcher	11	3	3	6	8
Dave Tippett	10	2	3	5	8
Michal Pivonka	11	2	3	5	8
Al Iafate	10	1	3	4	22
Dmitri Khristich	11	1	3	4	6
Stephen Leach	9	1	2	3	8
Mike Lalor	10	1	2	3	8
Tim Bergland	11	1	1	2	12
John Druce	11	1	1	2	7
Alan May	11	1	1	2	37
Rod Langway	11	0	2	2	6
Peter Bondra	4	0	1	1	2
Nick Kypreos	9	0	1	1	38
Jeff Greenlaw	1	0	0	0	2
Kent Paynter	1	0	0	0	0
Mike Liut	2	0	0	0	0
Neil Sheehy	2	0	0	0	19
Ken Sabourin	11	0	0	0	34

Goaltender	GP	MIN	W	L	GAA	SO	SA	PCT
Don Beaupre	11	624	5	5	2.79	1	294	.901
Mike Liut	2	48	0	1	5.00	0	30	.867

1989-90

Player	GP	G	A	PTS	PIM
John Druce	15	14	3	17	23
Geoff Courttnall	15	4	9	13	32
Dale Hunter	15	4	8	12	61
Dino Ciccarelli	8	8	3	11	6
Scott Stevens	15	2	7	9	25
Kelly Miller	15	3	5	8	23
John Tucker	12	1	7	8	0
Kevin Hatcher	11	0	8	8	32
Mike Ridley	14	3	4	7	8
Calle Johansson	15	1	6	7	4
Bob Rouse	15	2	3	5	47
Rod Langway	15	1	4	5	12
Stephen Leach	14	2	2	4	8
Bob Joyce	14	2	1	3	9
Tim Bergland	15	1	1	2	10
Michal Pivonka	11	0	2	2	6
Nick Kypreos	7	1	0	1	15
Neil Sheehy	10	0	1	1	92
Steve Maltais	1	0	0	0	0
Scott Kleinendorst	3	0	0	0	0
Kent Paynter	3	0	0	0	10
Don Beaupre	8	0	0	0	2
Rob Murray	9	0	0	0	18
Alan May	15	0	0	0	37

Goaltender	GP	MIN	W	L	GAA	SO	SA	PCT
Don Beaupre	8	401	4	3	2.69	0	187	.904
Mike Liut	9	507	4	4	3.31	0	223	.874

1988-89

Player	GP	G	A	PTS	PIM
Geoff Courttnall	6	2	5	7	12
Dino Ciccarelli	6	3	3	6	12
Bengt Gustafsson	4	2	3	5	6
Kevin Hatcher	6	1	4	5	20
Scott Stevens	6	1	4	5	11
Mike Ridley	6	0	5	5	2
Michal Pivonka	6	3	1	4	10
Dale Hunter	6	0	4	4	27
Calle Johansson	6	1	2	3	0
Bob Rouse	6	2	0	2	4
Dave Christian	6	1	1	2	0
Bob Gould	6	0	2	2	0
Lou Franceschetti	6	1	0	1	8
Stephen Leach	6	1	9	1	12
Kelly Miller	6	1	0	1	2
Chris Felix	1	0	1	1	0
Yvon Corriveau	1	0	0	0	0
John Druce	1	0	0	0	0
Doug Wickenheiser	5	0	0	0	2
Rod Langway	6	0	0	0	6
Pete Peeters	6	0	0	0	2
Neil Sheehy	6	0	0	0	19

Goaltender	GP	MIN	W	L	GAA	SO	SA	PCT
Pete Peeters	6	359	2	4	4.01	0	164	.853

1987-88

Player	GP	G	A	PTS	PIM
Bengt Gustafsson	14	4	9	13	6
Michal Pivonka	14	4	9	13	4
Dale Hunter	14	7	5	12	98
Kevin Hatcher	14	5	7	12	55
Scott Stevens	13	1	11	12	46
Mike Ridley	14	6	5	11	10
Dave Christian	14	5	6	11	6
Larry Murphy	13	4	4	8	33
Kelly Miller	13	4	4	8	10
Mike Gartner	14	3	4	7	14
Garry Galley	13	2	4	6	13
Greg Adams	14	0	5	5	58
Bob Gould	14	3	1	4	21
Stephen Leach	3	2	1	3	0
Yvon Corriveau	13	1	2	3	30
Peter Sundstrom	14	2	0	2	6
Grant Ledyard	14	1	0	1	3
Chris Felix	1	0	0	0	0
Jeff Greenlaw	1	0	0	0	19
Grant Jennings	1	0	0	0	0
Ed Kastelic	1	0	0	0	19
Lou Franceschetti	4	0	0	0	14
Clint Malarchuk	4	0	0	0	2
Rod Langway	6	0	0	0	8
Greg Smith	9	0	0	0	23
Pete Peeters	12	0	0	0	4

Goaltender	GP	MIN	W	L	GAA	SO	SA	PCT
Pete Peeters	12	654	7	5	3.12	0	326	.895
Clint Malarchuk	4	193	0	2	4.66	0	95	.842

1986-87

Player	GP	G	A	PTS	PIM
Mike Gartner	7	4	3	7	14
Scott Stevens	7	0	5	5	19
Kelly Miller	7	2	2	4	0
Larry Murphy	7	2	2	4	6
Greg Adams	7	1	3	4	38
Dave Christian	7	1	3	4	6
Gaetan Duchesne	7	3	0	3	14
Mike Ridley	7	2	1	3	6
Alan Haworth	6	0	3	3	7
Bob Gould	7	0	3	3	8
Michal Pivonka	7	1	1	2	2
Grant Martin	1	1	0	1	2
Ed Kastelic	5	1	0	1	13
Kevin Hatcher	7	1	0	1	20
John Blum	6	0	1	1	4
Rod Langway	7	0	1	1	2
Craig Laughlin	1	0	0	0	0
Garry Galley	2	0	0	0	0
Pete Peeters	3	0	0	0	2
Lou Franceschetti	7	0	0	0	23
Dave Jensen	7	0	0	0	2
Greg Smith	7	0	0	0	11

Goaltender	GP	MIN	W	L	GAA	SO	SA	PCT
Bob Mason	4	309	2	2	1.75	1	143	.937
Pete Peeters	3	180	1	2	3.00	0	76	.880

1985-86

Player	GP	G	A	PTS	PIM
Mike Gartner	9	2	10	12	4
Scott Stevens	9	3	8	11	12
Alan Haworth	9	4	6	10	11
Bob Carpenter	9	5	4	9	12
Dave Christian	9	4	4	8	0
Gaetan Duchesne	9	4	3	7	12
Bob Gould	9	4	3	7	11
Larry Murphy	9	1	5	6	6
Greg Adams	9	1	3	4	27
John Barrett	9	1	2	3	35
Greg Smith	9	1	2	3	9
Jorgen Pettersson	8	1	2	3	2
Rod Langway	9	1	2	3	6
Craig Laughlin	9	1	2	3	10
Yvon Corriveau	4	0	3	3	2
Kevin Hatcher	9	1	1	2	19
Stephen Leach	6	0	1	1	0
Dwight Schofield	3	0	0	0	14
Marc Taylor	3	0	0	0	0
Dave Jensen	4	0	0	0	0
Lou Franceschetti	8	0	0	0	15
Pete Peeters	9	0	0	0	2

Goaltender	GP	MIN	W	L	GAA	SO	SA	PCT
Pete Peeters	9	544	5	4	2.65	0	253	.905

Year-by-Year Playoff Statistics

1984-85

1984-85

Player	GP	G	A	PTS	PIM
Mike Gartner	5	4	3	7	9
Larry Murphy	5	2	3	5	0
Bob Carpenter	5	1	4	5	8
Bengt Gustafsson	5	1	3	4	0
Dave Christian	5	1	1	2	0
Lou Franceschetti	5	1	1	2	15
Alan Haworth	5	1	0	1	0
Doug Jarvis	5	1	0	1	0
Gaetan Duchesne	5	0	1	1	7
Bob Gould	5	0	1	1	2
Rod Langway	5	0	1	1	6
Mike McEwen	5	0	1	1	4
Scott Stevens	5	0	1	1	20
Darren Veitch	5	0	1	1	4
Kevin Hatcher	1	0	0	0	0
Mikko Leinonen	1	0	0	0	0
Peter Anderson	2	0	0	0	0
Timo Blomquist	2	0	0	0	0
Al Jensen	3	0	0	0	2
Gary Sampson	4	0	0	0	0
Greg Adams	5	0	0	0	9
Craig Laughlin	5	0	0	0	2

Goaltender	GP	MIN	W	L	GAA	SO	SA	PCT
Al Jensen	3	201	1	2	2.39	0	86	.906
Pat Rigglin	2	122	1	1	2.46	0	39	.872

1983-84

Player	GP	G	A	PTS	PIM			
Mike Gartner	8	3	7	10	16			
Dave Christian	8	5	4	9	5			
Scott Stevens	8	1	8	9	5			
Craig Laughlin	8	4	2	6	6			
Alan Haworth	8	3	2	5	4			
Bengt Gustafsson	8	2	3	5	0			
Bryan Erickson	8	3	2	5	7			
Doug Jarvis	8	2	3	5	6			
Rod Langway	8	0	5	5	7			
Bobby Carpenter	8	2	1	3	25			
Gaetan Duchesne	8	2	1	3	2			
Larry Murphy	8	0	3	3	6			
Bob Gould	5	0	2	2	4			
Glen Currie	8	1	0	1	0			
Gary Sampson	8	1	0	1	0			
Peter Andersson	3	0	1	1	2			
Darren Veitch	5	0	1	1	15			
Al Jensen	6	0	1	1	2			
Dave Shand	8	0	1	1	13			
Greg Adams	1	0	0	0	0			
Andre Hidi	2	0	0	0	0			
Lou Franceschetti	3	0	0	0	8			
Pat Rigglin	5	0	0	0	2			
Timo Blomqvist	8	0	0	0	8			
Goaltender	GP	MIN	W	L	GAA	SO	SA	PCT
Pat Rigglin	5	230	1	3	2.35	0	81	.888
Al Jensen	6	258	3	1	3.26	0	120	.882

1982-83

1902-03

Player	GP	G	A	PTS	PIM
Bob Gould	4	5	0	5	4
Glen Currie	4	0	3	3	4
Gaetan Duchesne	4	1	1	2	4
Dennis Maruk	4	1	1	2	2
Brian Engblom	4	0	2	2	2
Bobby Carpenter	4	1	0	1	2
Ken Houston	4	1	0	1	4
Craig Laughlin	4	1	0	1	0
Scott Stevens	4	1	0	1	26
Bengt Gustafsson	4	1	0	1	4
Randy Holt	4	0	1	1	20
Doug Jarvis	4	0	1	1	0
Greg Theberge	4	0	1	1	0
Ted Bulley	1	0	0	0	0
Milan Novy	2	0	0	0	0
Chris Valentine	2	0	0	0	4
Timo Blomquist	3	0	0	0	16
Mike Gartner	4	0	0	0	4
Alan Haworth	4	0	0	0	2
Rod Langway	4	0	0	0	0

Goaltender	GP	MIN	W	L	GAA	SO	SA	PCT
Al Jensen	3	139	1	2	4.32	0	75	.867
Pat Rigglin	3	101	0	1	4.75	0	59	.864

Playoff Record Book

TEAM - PLAYOFF

ALL-TIME APPEARANCES

34

STANLEY CUP CHAMPIONSHIPS

1 2018

STANLEY CUP FINAL APPEARANCES

2 1998, 2018

CONFERENCE FINALS APPEARANCES

3 1990, 1998, 2018

TEAM - SEASON

MOST GOALS

86 2018

54 1988

53 1998

At Home

39 2018

25 1998

1988

On Road

47 2018

29 1988

28 1998

1990

MOST GOALS AGAINST

61 2018

50 1988

48 1990

At Home

30 2018

26 1988

24 1998

On Road

32 1990

31 2018

24 1988

MOST POWER-PLAY GOALS

22 2018

14 1998

1988

At Home

12 2018

On Road

10 2018

MOST POWER-PLAY ATTEMPTS

99 1988

At Home

51 1988

On Road

48 1988

MOST POWER-PLAY GOALS ALLOWED

18 2018

15 1998

At Home

9 2018

1998

On Road

9 2018

1990

MOST SHORTHANDED GOALS

4 1988

MOST SHORTHANDED GOALS ALLOWED

3 1990

MOST SHOTS

762 2018

529 1998

444 2015

MOST SHOTS ALLOWED

740 1998

691 2018

459 2012

MOST PENALTY MINUTES

529 1988

MOST PENALTY MINUTES, OPPONENTS

635 1988

MOST SHUTOUTS

4 1998

2 2018

2016

2009

MOST TIMES SHUTOUT

2 2013

1998

MOST CONSECUTIVE SHUTOUTS

2 5/21/18 to 5/23/18

5/13/98 to 5/15/98

FEWEST GOALS

7 2024

8 2000

10 2001

2021

At Home

3 2024

2001

4 2000

5 Three times; most recent 2003

On Road

3 2019

2021

4 2024

2000

FEWEST GOALS AGAINST

14 Three times; most recent 2003

15 2024

16 2013

2021

At Home

4 2001

6 1985

7 Twice, most recent 2024

On Road

5 2003

6 Twice; most recent 2000

7 Twice, most recent 2021

FEWEST POWER-PLAY GOALS

1 2010

1983

FEWEST POWER-PLAY GOALS ALLOWED

0 2022

FEWEST POWER-PLAY ATTEMPTS

16 2013

17 2024

FEWEST POWER-PLAY ATTEMPTS, OPPONENTS

16 2024

FEWEST SHOTS

101 2024

FEWEST SHOTS ALLOWED

104 2024

109 2000

FEWEST PENALTY MINUTES

52 2021

56 2024

FEWEST PENALTY MINUTES, OPPONENTS

42 2013

48 2024

57 2000

TEAM - SERIES

MOST GOALS

31 1988 vs. PHI

27 1992 vs. PIT

26 1995 vs. PIT

At Home

17 1988 vs. PHI

2019 vs. CAR

On Road

16 2018 vs. TB

MOST GOALS AGAINST

29 1995 vs. PIT

27 2009 vs. PIT

At Home

15 2009 vs. PIT

On Road

18 1995 vs. PIT

MOST POWER-PLAY GOALS

11 1992 vs. PIT

At Home

6 2018 vs. CBJ

1993 vs. NYI

On Road

7 1984 vs. NYI

MOST POWER-PLAY ATTEMPTS

52 1988 vs. NJ

MOST POWER-PLAY GOALS ALLOWED

10 1995 vs. PIT

At Home

5 2009 vs. PIT

1996 vs. PIT

1989 vs. PHI

On Road

7 1995 vs. PIT

MOST POWER-PLAY ATTEMPTS, OPPONENT

42 1996 vs. PIT

1995 vs. PIT

MOST SHORTHANDED GOALS

3 1988 vs. PHI

MOST SHORTHANDED GOALS ALLOWED

2 2024 vs. NYR

1989 vs. PHI

1990 vs. NYR

MOST SHOTS

292 2010 vs. MTL

273 1987 vs. NYI

MOST SHOTS ALLOWED

256 2009 vs. PIT

MOST PENALTY MINUTES

305 1988 vs. NJ

MOST PENALTY MINUTES, OPPONENT

349 1988 vs. NJ

FEWEST GOALS

6 1990 vs. BOS

7 2024 vs. NYR

1998 vs. DET

8 2000 vs. PIT

2020 vs. NYI

At Home

2 1998 vs. DET

1991 vs. PIT

On Road

3 Three times; most recent 2019

vs. CAR

FEWEST GOALS AGAINST

4 1986 vs. NYI

5 1984 vs. PHI

6 2016 vs. PHI

At Home

2 2011 vs. NYR

On Road

1 1986 vs. NYI

1984 vs. PHI

FEWEST POWER-PLAY GOALS

1 2015 vs. NYR

2010 vs. MTL

1983 vs. NYI

FEWEST POWER-PLAY ATTEMPTS

11 1984 vs. PHI

FEWEST POWER-PLAY GOALS ALLOWED

0 2015 vs. NYI

2022 vs. FLA

FEWEST POWER-PLAY ATTEMPTS, OPPONENT

7 1984 vs. PHI

FEWEST SHOTS

90 1998 vs. OTT

1984 vs. PHI

Playoff Record Book

FEWEST SHOTS AGAINST

90 1986 vs. NYI

FEWEST PENALTY MINUTES

36 2011 vs. TB

FEWEST PENALTY MINUTES, OPPONENT

38 2011 vs. TBL

TEAM - GAME

MOST GOALS

At Home
8 4/19/86 vs. NYR
7 4/23/90 vs. NYR
On Road
7 4/25/92 at PIT
4/14/88 at PHI
4/28/88 at NJ

MOST GOALS AGAINST

At Home
8 4/11/89 vs. PHI
7 4/13/00 vs. PIT
5/16/95 vs. PIT
On Road
10 4/22/88 at NJ
7 4/19/91 at PIT
4/19/90 at NYR

MOST POWER-PLAY GOALS

At Home
3 seven times; most recent
4/20/19 vs. CAR
On Road
5 4/18/16 at PHI

MOST POWER-PLAY GOALS ALLOWED

At Home
3 Three times; most recent
4/13/00 vs. PIT
On Road
4 4/29/92 at PIT

MOST POWER-PLAY GOALS, BOTH TEAMS

5 11 times; most recent
4/15/18 vs. CBJ

MOST POWER-PLAY ATTEMPTS

At Home
11 4/9/83 vs. NYI
On Road
11 Twice times; most recent
4/23/92 at PIT

MOST POWER-PLAY ATTEMPTS, OPPONENT

At Home
10 4/24/96 vs. PIT
On Road
12 4/23/92 at PIT

MOST SHORTHANDED GOALS

1 26 times; most recent
4/23/18 at CBJ

MOST SHORTHANDED GOALS ALLOWED

1 20 times; most recent
4/26/24 vs. NYR

MOST SHOTS

At Home
75 4/18/87 vs. NYI
On Road
55 4/11/91 at NYR

MOST SHOTS IN A REGULATION GAME

At Home
49 4/23/90 vs. NYR
On Road
54 4/26/10 at MTL

MOST SHOTS ALLOWED

At Home
65 4/24/96 vs. PIT
On Road
60 6/11/98 at DET

MOST SHOTS ALLOWED IN A REGULATION GAME

At Home
45 4/19/12 vs. BOS
On Road
45 4/15/19 at CAR

MOST PENALTY MINUTES

At Home
80 4/20/88 vs. NJ
On Road
123 4/22/88 at NJ

MOST PENALTY MINUTES, OPPONENT

At Home
82 4/20/88 vs. NJ
On Road
108 4/22/88 at NJ

FEWEST GOALS

At Home
0 11 times; most recent
8/20/20 vs. NYI
On Road
0 Six times; most recent
4/15/19 at CAR

FEWEST GOALS ALLOWED

At Home
0 10 times; most recent
4/20/19 vs. CAR
On Road
0 nine times; most recent
5/23/18 at TB

FEWEST POWER-PLAY ATTEMPTS

0 10 times; most recent
5/19/18 at TB

FEWEST POWER-PLAY ATTEMPTS, OPPONENT

0 8/3/20 at TB

FEWEST SHOTS

At Home
14 5/9/90 vs. BOS
On Road
11 5/13/98 at OTT

FEWEST SHOTS ALLOWED

At Home
10 4/9/90 vs. NJ
On Road

14 4/28/12 at NYR

FEWEST PENALTY MINUTES

At Home
2 Seven times; most recent
4/24/19 vs. CAR
On Road
2 Two times; most recent
5/19/18 at TB

FEWEST PENALTY MINUTES, OPPONENT

At Home
0 4/27/15 vs. NYI
5/13/09 vs. PIT
On Road
0 5/19/18 vs. TB

TEAM - PERIOD

MOST GOALS

At Home
4 Four times; most recent
5/15/18 vs. PIT
On Road
4 Six times; most recent
4/19/17 at TOR

MOST GOALS ALLOWED

At Home
4 4/11/89 vs. PHI
5/16/95 vs. PIT
On Road
5 4/22/88 at NJ

MOST POWER-PLAY GOALS

4 4/18/16 at PHI
3 4/14/88 at PHI

MOST POWER-PLAY GOALS ALLOWED

3 4/23/92 at PIT

MOST POWER-PLAY ATTEMPTS

7 4/28/88 vs. NJ

MOST POWER-PLAY ATTEMPTS, OPPONENT

6 4/7/91 vs. NYR

MOST SHOTS

At Home
21 4/15/18 vs. CBJ
On Road
22 4/26/10 at MTL

MOST SHOTS ALLOWED

At Home
21 4/19/08 vs. PHI
On Road
21 4/21/10 at MTL

FEWEST SHOTS

At Home
0 5/7/94 vs. NYR
On Road
1 4/15/19 at CAR

FEWEST SHOTS ALLOWED

At Home
1 4/28/09 vs. NYR

4/21/01 vs. PIT
4/22/96 vs. PIT

On Road
1 4/19/94 at PIT

MOST PENALTY MINUTES

At Home
54 4/20/88 vs. NJD

On Road
77 4/22/88 at NJ

MOST PENALTY MINUTES, OPPONENT

At Home
54 4/20/88 vs. NJD
On Road
63 4/7/84 at PHI

FASTEST GOALS

FASTEST GOAL, START OF A GAME

0:15 Mike Gartner,
4/8/87 in a 4-3 win vs. NYI

FASTEST GOAL AGAINST, START OF A GAME

0:14 Kirk Muller,
4/30/88 in a 3-2 loss vs. NJ

FASTEST GOAL, START OF A PERIOD

0:11 Conor Sheary, 3rd period
5/23/21 in a 1-3 loss vs. BOS

FASTEST GOAL AGAINST, START OF A PERIOD

0:12 Sidney Crosby, 2nd period
4/27/17 in a 3-2 loss vs. PIT

FASTEST TWO GOALS, BOTH TEAMS

0:09 Bryan Trottier (NYI) and Scott
Stevens (WSH), 4/10/86 in a
5-2 win vs. NYI

FASTEST TWO GOALS, CAPITALS PLAYER

0:16 Larry Murphy,
4/10/85 in a 4-3 win vs. NYI

FASTEST TWO GOALS, OPPOSING PLAYER

0:11 Petr Nedved,
4/17/96 in a 6-4 win at PIT

FASTEST TWO GOALS, TWO CAPITALS PLAYERS

0:17 Dino Ciccarelli and Peter Bondra,
4/25/92 in a 7-2 win at PIT

FASTEST TWO GOALS, OPPOSING PLAYERS

0:07 Marian Gaborik and Brandon
Dubinsky, 4/20/11 in a 4-3 win at NYR

FASTEST THREE GOALS, BOTH TEAMS

1:09 Mario Lemieux (PIT), Dino Ciccarelli (WSH)
and Peter Bondra (WSH), 4/25/92
in a 7-2 loss at PIT

Playoff Record Book

FASTEST THREE GOALS, CAPITALS TEAM

2:09 Mike Gartner and Larry Murphy (2), 4/10/85 in a 4-3 win vs. NYI

FASTEST FOUR GOALS, BOTH TEAMS

2:33 Danny Briere (PHI), Eric Fehr (WSH), Scott Hartnell (PHI) and Sami Kapanen (PHI), 4/15/08 in a 6-3 loss at PHI

INDIVIDUAL – SEASON

MOST GAMES PLAYED

24 12 players, 2018

MOST POINTS

32 Evgeny Kuznetsov, 2018
27 Alex Ovechkin, 2018
23 Nicklas Backstrom, 2018

MOST GOALS

15 Alex Ovechkin, 2018
14 John Druce, 1990
12 Evgeny Kuznetsov, 2018

MOST ASSISTS

20 Evgeny Kuznetsov, 2018
18 Nicklas Backstrom, 2018
15 John Carlson, 2018

MOST PENALTY MINUTES

98 Dale Hunter, 1988
92 Neil Sheehy, 1990
61 Dale Hunter, 1990

MOST POWER-PLAY GOALS

8 John Druce, 1990

MOST SHORTHANDED GOALS

2 Bob Gould, 1988

MOST GAME-WINNING GOALS

4 Joe Juneau, 1998
John Druce, 1990

BEST PLUS/MINUS RATING

+17 Brooks Orpik, 2018
+12 Evgeny Kuznetsov, 2018
+11 Tom Wilson, 2018
John Carlson, 2018

MOST CONSECUTIVE GAMES WITH A POINT

11 Evgeny Kuznetsov, 5/3/18 to 5/28/18 vs. PIT, TB, VGK
9 Nicklas Backstrom, 4/24/09 to 5/11/09 vs. NYR, PIT

MOST CONSECUTIVE GAMES WITH A GOAL

7 John Druce, 4/15/90 to 5/3/90 vs. NJ, NYR, BOS

MOST CONSECUTIVE GAMES WITH AN ASSIST

6 Mike Ridley, 4/21/92 to 5/1/92 vs. PIT

GOALTENDER – SEASON

MOST GAMES PLAYED

23 Braden Holtby, 2018
21 Olie Kolzig, 1998
14 Braden Holtby, 2012

MOST MINUTES

1,386 Braden Holtby, 2018
1,351 Olie Kolzig, 1998
922 Braden Holtby, 2012

MOST WINS

16 Braden Holtby, 2018
12 Olie Kolzig, 1998
7 Braden Holtby, 2017
Braden Holtby, 2012
Semyon Varlamov, 2009
Pete Peeters, 1988

MOST SHUTOUTS

4 Olie Kolzig, 1998
2 Braden Holtby, 2018
Braden Holtby, 2016
Semyon Varlamov, 2009

LOWEST GAA (minimum 60 minutes)

1.71 Braden Holtby, 2015
1.72 Braden Holtby, 2016
1.76 Bob Mason, 1987

HIGHEST SAVE PERCENTAGE (minimum 60 minutes)

.944 Braden Holtby, 2015
.942 Braden Holtby, 2016
.941 Olie Kolzig, 1998

MOST SHOTS AGAINST

740 Olie Kolzig, 1998
639 Braden Holtby, 2018
459 Braden Holtby, 2012

MOST SAVES MADE

696 Olie Kolzig, 1998
589 Braden Holtby, 2018
429 Braden Holtby, 2012

MOST CONSECUTIVE STARTS, GOALTENDER

38 Olie Kolzig, 4/22/98 to 4/20/03

MOST CONSECUTIVE GAMES PLAYED, GOALTENDER

41 Olie Kolzig, 4/24/96 to 4/20/03

MOST CONSECUTIVE WINS, GOALTENDER

5 Semyon Varlamov, 4/24/09 to 5/4/09 vs. NYR, PIT

MOST CONSECUTIVE SHUTOUT MINUTES

168:42 Olie Kolzig, 5/11/98 to 5/23/98

INDIVIDUAL – SERIES

MOST POINTS

14 Alex Ovechkin, 2009 vs. PIT
11 Dino Ciccarelli, 1990 vs. NJ
John Druce, 1990 vs. NYR
Mike Ridley, 1992 vs. PIT

MOST GOALS

9 John Druce, 1990 vs. NYR

MOST ASSISTS

11 Mike Ridley, 1992 vs. PIT

MOST PENALTY MINUTES

58 Neil Sheehy, 1990 vs. NYR

MOST POWER-PLAY GOALS

5 John Druce, 1990 vs. NYR

MOST SHORTHANDED GOALS

2 Bob Gould, 1988 vs. PHI

MOST GAME-WINNING GOALS

2 Several times; most recent
Jakub Vrana, 2018 vs. PIT

INDIVIDUAL – GAME

MOST POINTS

5 Alan Haworth, 4/19/86 vs. NYR

MOST GOALS

4 Dino Ciccarelli, 4/25/92 at PIT

MOST ASSISTS

4 Evgeny Kuznetsov, 6/4/18 vs. VGK
Andrei Nikolishin, 5/28/98 at BUF
Scott Stevens, 4/28/88 at NJ

MOST POWER-PLAY GOALS

2 12 times; most recent T.J. Oshie, 8/12/20 vs. NYI

MOST PENALTY MINUTES

32 Dale Hunter, 4/22/88 at NJ

MOST POINTS, OPPONENT

8 Patrik Sundstrom, 4/22/88 at NJ

MOST GOALS, OPPONENT

4 Mark Johnson, 4/22/88 at NJ
Ray Ferraro, 4/26/93 vs. NYI

MOST ASSISTS, OPPONENT

5 Patrik Sundstrom, 4/22/88 at NJ

MOST POWER-PLAY GOALS, OPPONENT

3 Mark Johnson, 4/22/88 at NJ

MOST PENALTY MINUTES, OPPONENT

37 Jim Korn, 4/28/88 at NJ

GOALTENDER – GAME

MOST SAVES

62 Olie Kolzig, 4/24/96 in a 3-2 loss vs. PIT

MOST SHOTS AGAINST IN A REGULATION GAME

45 Braden Holtby, 4/19/12 vs. BOS

MOST SHOTS AGAINST IN AN OVERTIME GAME

65 Olie Kolzig, 4/24/96 vs. PIT

INDIVIDUAL – PERIOD

MOST POINTS

3 Eight times; most recent
John Carlson, 4/11/19 vs. CAR

MOST GOALS

3 Dino Ciccarelli, 4/25/92 at PIT

MOST ASSISTS

3 John Carlson, 4/11/19 vs. CAR

MOST PENALTY MINUTES

24 Dale Hunter, 4/22/88 at NJ

MOST POINTS, OPPONENT

4 Mario Lemieux, 4/23/92 at PIT

MOST GOALS, OPPONENT

3 Ray Ferraro, 4/26/93 vs. NYI
Daniel Alfredsson, 5/11/98 vs. OTT

MOST ASSISTS, OPPONENT

3 Ron Francis, 5/8/95 at PIT
Brian Leetch, 5/9/94 at NYR
Paul Coffey, 4/19/91 at PIT

MOST PENALTY MINUTES, OPPONENT

27 Jim Korn, 4/28/88 at NJ

2018 Stanley Cup Timeline

Eastern Conference Quarterfinal - Capitals Defeat Blue Jackets, 4-2

Game 3: Eller's Double OT Winner Secures Caps' First Postseason Win

After dropping the first two games of their first-round series against the Columbus Blue Jackets, the Capitals responded in Game 3 at Nationwide Arena. Lars Eller scored the game-winning goal nine minutes into double overtime and Braden Holtby made 33 saves as the Capitals earned a 3-2 win. The Capitals successfully killed all four Columbus power plays, including a full two-minute man-advantage in the first overtime. Eller's first career postseason OT winner secured the first of four consecutive Washington wins. Alex Ovechkin had two assists in his 100th career Stanley Cup playoff game.



Game 4: Caps No. 1 Line Shines

Evgeny Kuznetsov had a goal and three assists, while Alex Ovechkin and Tom Wilson had a goal and an assist each as the Capitals beat the Blue Jackets 4-1 in Game 4. The series would return to D.C. tied at two games apiece.

Game 5: Backstrom Delivers in OT, Gives Capitals 3-2 Series Lead

Nicklas Backstrom scored his first two goals of the postseason, including the overtime winner as the Capitals beat Columbus 4-3 in OT in Game 5. Backstrom's deflection of a Dmitry Orlov point shot at 11:53 of overtime gave him his franchise-record fourth career postseason OT winner. It also provided the Capitals with a 3-2 series lead.

Game 6: Capitals Eliminate Columbus, Book Rematch with Penguins

In a span of just over five-and-a-half minutes in Game 6 against Columbus, Alex Ovechkin scored an even-strength goal, drew a penalty and scored on the ensuing power play. Ovechkin's sequence late in the second period helped break a 1-1 tie and give Washington a 3-1 lead heading into the second intermission. Devante Smith-Pelly would add the eventual game-winning goal in the third period, while Chandler Stephenson became the first rookie in team history to score a postseason shorthanded goal. The Capitals beat Columbus 6-3 in Game 6 and became the first team in NHL history to win a series after dropping the first two games in overtime.



2018 Stanley Cup Timeline

Eastern Conference Semifinal - Capitals Defeat Penguins, 4-2



Game 2: Caps Erase Series Deficit vs. Pittsburgh

The Capitals responded after dropping their series opener in Round 2 against Pittsburgh with a convincing 4-1 win in Game 2. Alex Ovechkin scored 86 seconds into the first period and rookie Jakub Vrana scored the game-winning goal as the Capitals evened the series at a game apiece.

Game 3: Ovechkin's Late Winner Gives Caps Series Lead

In what may go down as one of the biggest goals of his career, Alex Ovechkin capped off a 2-on-1 rush with Nicklas Backstrom with

1:07 remaining in regulation and beat Matt Murray to secure a 4-3 Capitals win in Game 3. Pittsburgh had built a 3-2 lead through two periods, but Matt Niskanen tied the score 5:06 into the third before Ovechkin and Backstrom teamed up to complete the comeback. Ovechkin's goal came at the end of a 1:26 shift – his longest even-strength shift of the game – and gave Washington a 2-1 series lead.

Game 5: Vrana Provides Third Period Spark

With the Capitals trailing Pittsburgh 3-2 heading into the third period of a critical Game 5 at home, rookie Jakub Vrana joined Alex Ovechkin and Evgeny Kuznetsov on the No.1 line. Pittsburgh had command of the second period, scoring twice and outshooting

Washington 18-5. The Capitals needed a spark. Vrana and the newly-configured top line provided one. In the opening minute of the most important period of their season, Vrana sprung Kuznetsov for the game-tying goal on a breakaway. Vrana later scored the go-ahead marker on a feed from Ovechkin with 4:38 remaining. Although the Capitals lost Nicklas Backstrom with an injury in the third, they won 6-3 and took a 3-2 series lead.

Game 6: Kuznetsov Nets OT Winner; Sends Caps to Eastern Conference Final



Despite missing three of their top-six forwards for Game 6 in Pittsburgh – Nicklas Backstrom, Andre Burakovsky and Tom Wilson were all out – the undermanned Capitals beat the Penguins 2-1 in overtime. Washington dressed a franchise-record five rookies in Game 6, including two – Travis Boyd and Nathan Walker – who made their NHL postseason debut. That didn't keep the Capitals from eliminating the two-time defending Stanley Cup champions. Alex Chiasson opened the scoring on a pass from Walker in the second period, before Alex Ovechkin fed Evgeny Kuznetsov for the game-winner in OT. For the first time in 20 years, the Capitals advanced to the Eastern Conference Final.

2018 Stanley Cup Timeline

Eastern Conference Final - Capitals Defeat Lightning, 4-3

Game 1: Caps Draw First Blood in Tampa Bay

The Capitals opened the Eastern Conference Final with a 4-2 win in Game 1 in Tampa Bay. Alex Ovechkin had a power-play goal and an assist in his Eastern Conference Final debut while Jay Beagle, Michal Kempny and Lars Eller also scored as the Capitals built a 4-0 lead in the second period. Game 1 could have turned late in the first period when Tampa Bay's Nikita Kucherov appeared to tie the score 1-1. Instead, the Lightning were penalized for having too many men on the ice. The goal was erased and Washington received a power play. Two seconds into the ensuing man advantage, Ovechkin gave the Capitals a 2-0 lead.

possession but were also physical, outhitting the Lightning 39-19. Brooks Orpik and Tom Wilson led the Capitals with six hits each.



Game 7: Holtby Earns Another Shutout; Caps Advance to Cup Final

Alex Ovechkin opened the scoring just 62 seconds into the first period and Braden Holtby made 29 saves as the Capitals beat the Lightning 4-0 in Game 7. With the win, the Capitals advanced to the Stanley Cup Final for the first time since 1998. Holtby stopped the final 61 shots he faced against Tampa Bay and ended the series with a shutout streak of 157:13. Andre Burakovsky added a pair of insurance markers in the second period and joined Dale Hunter (1988) as the only Capitals to score two goals in a Game 7. Evgeny Kuznetsov picked up an assist and established a Capitals postseason record by extending his point streak to 10 games.

Game 2: Caps Continue Road Success

With Nicklas Backstrom missing a third consecutive game due to injury, centers Evgeny Kuznetsov and Lars Eller had a goal and two assists each as the Capitals beat the Lightning 6-2 to take a 2-0 series lead. Alex Ovechkin, Tom Wilson, Brett Connolly and Devante Smith-Pelly also scored as the Capitals improved to 7-1 on the road in the postseason. John Carlson had two assists to establish a franchise record for most points in a single postseason by a defenseman (13).

Game 6: Holtby Blanks Bolts

Facing elimination for the first time in the 2018 Stanley Cup Playoffs, T.J. Oshie scored twice and Braden Holtby made 24 saves as the Capitals beat the Lightning 3-0 in Game 6. The Capitals controlled



2018 Stanley Cup Timeline

Stanley Cup Final - Capitals Defeat Golden Knights, 4-1

Game 2: Orpik Nets Winner; Capitals Earn First Win in Stanley Cup Final

Capitals leading-scorer Evgeny Kuznetsov left Game 2 late in the first period due to injury, but Lars Eller was among those who picked up the slack. Eller factored in all of Washington's scoring with a goal and two assists as the Capitals beat Vegas 3-2 to even the Cup Final at a game apiece. Alex Ovechkin scored a power-play goal and Brooks Orpik emerged as the unlikely game-winning goal scorer. Orpik broke a personal 220-game goalless drought midway through the second period. Braden Holtby made 37 saves, none bigger than his sprawling paddle stop on Alex Tuch with two minutes remaining in regulation to preserve Washington's one-goal lead.

Game 3: Capitals Take Series Lead in Cup Final

Alex Ovechkin and Evgeny Kuznetsov both scored first-period goals while Devante Smith-Pelly added an insurance tally in the third as the Capitals beat the Golden Knights 3-1 in Game 3. The win gave the Capitals their first ever Stanley Cup Final victory on home ice and a 2-1 series lead. Ovechkin scored 1:10 into the first period, tying John Druce's franchise record with his 14th goal of the playoffs.



Game 4: Balanced Attack Puts Capitals on Verge of Cup Win

Six different Capitals scored and Evgeny Kuznetsov had four assists as Washington beat Vegas 6-2 in Game 4 of the Stanley Cup Final. Kuznetsov became the 12th player in NHL history and the first since Joe Sakic in 1996 to record four assists in a game in the Stanley Cup Final. T.J. Oshie, Tom Wilson and Devante Smith-Pelly all scored in the first period while John Carlson added a power-play tally in the second. Michal Kempny and Brett Connolly also scored for the Capitals, who dominated the special teams battle going 4-for-4 on the penalty kill and 3-for-5 on the power play.

Game 5: Capitals Rally Once More; Win the Stanley Cup

The Capitals earned the first Stanley Cup title in franchise history with a 4-3 win in Game 5 at T-Mobile Arena. Vegas led 3-2 at the second intermission, but Devante Smith-Pelly and Lars Eller scored in the third period to secure the Capitals' comeback win. Smith-Pelly's seven goals in the playoffs matched his entire total from the regular season. He capped off the Stanley Cup Final on a three-game goal scoring streak. Jakub Vrana and Alex Ovechkin also scored in the Cup-clinching win. Ovechkin's 15th goal of the playoffs established a new franchise record. John Carlson added an assist to become the Capitals all-time postseason leading scorer among defensemen (55 points in 100 games). The Capitals, who clinched all four series on the road, tied a League record with 10 road wins in the playoffs. They also joined the 1991 Penguins as the only teams to win the Stanley Cup despite trailing in all four series.

