



"Pepsi" is a trademark of PepsiCo



THE SILVER SEASON



BUFFALO SABRES 1994-1995 YEARBOOK

COURIER CAPITAL CORPORATION

INVESTMENT COUNSEL

- Buffalo's largest independent registered investment advisor, with over \$400,000,000 under management.
- Portfolio management services for individuals, corporations, endowments, and pension and profit sharing plans.
- An investment approach that consistently emphasizes risk reduction and preservation of capital.
- A personalized service approach focused on clients' evolving needs and objectives.
- Courier Capital has been doing business the Buffalo way for over 27 years, with common sense and hard work.

Francis G. Leonard

Jery K. Chambers

Edgar Muth

Randy M. Ordines

Robert J. Starzynski

976 Delaware Avenue, Buffalo NY 14209 (716)883-9595

Buffalo • Boston • Cleveland • Jamestown

TABLE OF CONTENTS



TICKETS

The Buffalo Sabres' Ticket Office at Memorial Auditorium is located off the Terrace St. lobby and sells home game tickets 10 games in advance. General public window sales take place Monday through Friday from 9 a.m. to 5 p.m., Saturdays from 9 a.m. to 2 p.m., and on gamedays from 9 a.m. through the end of the second intermission. Mail orders also are accepted. Gift certificates and handicapped seating are available from the Sabres' ticket office. To reach the box office, or for season ticket inquiries, fans should call (716) 856-8100.

Fans also may purchase tickets in person at any Movies Plus video store in Western New York or at Kaufmann's locations and Precision Bicycle stores. Outlet sales are on a cash only basis, though purchases may be made on your Kaufmann's charge at their stores.

Customers who wish to use the phone and charge their ticket order through a major credit card can call Ticketmaster at (716) 852-5000. Those in Rochester should call (716) 232-1900, while fans in Canada should call (800) 755-5589. Phone orders are taken Monday through Saturday from 10 a.m. to 9 p.m., and on Sundays from 10 a.m. to 6 p.m. The Sabres' ticket office no longer accepts phone orders.

No refunds or exchanges are given on any Sabres tickets.

BUFFALO SABRES

The Front Office

9

The Players

27

The Season Past

101

Statistics and Records

149

The Playoffs

201

Rochester Americans

217

Buffalo Bisons Hockey

231



INDEX



1-0 Games	176	Muckler, John	176
All-Star Break, Records at	192	NHL Directory	198
Amateur Hockey	23	NHL Leaders and Award Winners, 1993-94	108
American Hockey League Review	222	NHL Notes of Interest	199
Attendance Data, Amerks	227	NHL Standings, 1993-94	107
Attendance Data, Sabres	144,180	One-Season Leaders	155-157
Awards	145-147	Overtime Goals	168
Assistant Coaches, All-time	13	Overtime History, Playoffs	216
Captains	216	Overtime Record vs Teams, Career	139
Career Leaders, Americans	227	Penalty Shots, Buffalo and Opponents	167
Career Leaders, Playoffs	210-211	Player Biographies	30-92
Career Leaders, Regular Season	159-160	Playoff Results, All-time	202-205
Carriere, Larry	17	Playoff Scoring, 1994	205
Coaching Records	13	Preseason, All-Time Results	103
Club Directory, Buffalo	3	Preseason, 1993 Results	102
Club Directory, Rochester	218	Preseason, 1994 Schedule	103
Community Relations	238	Preseason, 1993 Scoring	102
Crossroads Arena	6-7	Pronunciation Guide	4
Current Streaks	112	Radio-Television Information	237
Draft Choices, All-time	96-100	Records, All-time by Team	113
Draft Choices, Statistics of	93	Records, Americans'	224-225
Empty Net Goals	112	Records, Individual Playoff	212-213
Entry Draft Selections, 1994	94-95	Records, Team Playoff	214-215
First	178	Records by Day and Month	143
Firsts, Playoff	211	Records by Month, Best & Worst	144
Front Office Staff	20-22	Records by Year, Americans'	226
Game Records, Scoring by Opponents	165	Records by Year, Sabres'	179
Game Records, Team	164	Regular Season Records, Team, 1993-94	140
Goaltending, All-time	154	Regular Season Scoring, 1993-94	109
Goaltending, Playoff	209	Schedule, Americans'	229
Goaltending Wins Against, All-time	175	Scores, 1993-94	105-106
Hall of Fame, Sabres'	17	Scoring, All-time Playoff	207-209
Hat Tricks, Sabres & Opponents	169-172	Scoring, All-time Regular Season	150-154
Hockey Department	19	Scoring, Amerks' Regular Season	221
Home and Road Records, All-time	179	Scoring, Amerks' Playoff	223
Home and Road Scoring, 1993-94	110	Scoring by Halves of Season, 1993-94	111
Hotline	205	Scoring Leaders of Opponents, All-time	162
Individual Records, Game	163	Scoring Leaders of Opponents, Playoffs	210
Individual Records, Season & Career	161-162	Season Openers	177
Knox, III, Seymour H	10	Season Records, Team & Individual	165-166
Korn, Mitch	15	Shutouts, Sabres' and Opponents	173-175
Last Streak	143	Special Game Days, Records on	165,178
Last Time/Leads and Deficits	141-142	Special Teams Statistics, All-time	180
Last 10 Games vs Each Team	139	Team-vs-Team Statistics, 1993-94	114-138
Last Win Against Each Team	114-138	Team-vs-Team Statistics, Playoffs	206
Lasts	142	Tortorella, John	15
Leads and Deficits	141	Training Camp Roster	28-29
Lever, Don	14	Transactions, 1993-94	104
Luce, Don	16	Transactions, All-time	193-195
Man-games Lost to Injury	92	Uniform Numbers	196-197
Martin, Terry	220	Van Boxmeer, John	219
Media Information	4	Wins and Losses, Biggest	163
Medical Glossary	24-26	Won-Loss Records, Goalies	176
Meehan, Gerry	11	Year-by-year Sabres' scoring	181-192
Memorial Auditorium	5	Yearly Leaders	158

Editors: Steve Rossi, Bruce Wawrzyniak, and Jeff Holbrook
 Photography: Bill Wippert, Harry Scull, Jr.

BOARD OF DIRECTORS

Chairman of the Board and President
 Seymour H. Knox, III
 Vice-Chairman of the Board and
 Counsel

Robert O. Swados
 Vice-Chairman of the Board
 Robert E. Rich, Jr.
 Treasurer
 Joseph T.J. Stewart
**Board of Directors -
 Niagara Frontier Hockey L.P.
 (includes above listed officers)**
 Edwin C. Andrews, Peter C.
 Andrews, George L. Collins,
 III, John B. Fisher, George
 T. Gregory, John E.
 Houghton, Seymour H. Knox,
 IV, John J. Rigas, Michael
 J. Rigas, Richard W. Rupp,
 Howard T. Saperston, Jr.,
 Paul A. Schoellkopf, George
 Strawbridge, Jr., William
 H. Weeks

ADMINISTRATION
 Assistant to the President
 Seymour H. Knox, IV
 Executive Vice-President of Sports
 Operations
 Gerry Meehan
 Senior Vice-President/Administration
 and Marketing
 George Bergantz
 Vice President/Finance and Chief
 Financial Officer
 Dan DiPoli
 Consultant
 Norlbrug R. Knox
 Consultant/Administration
 Mitchell Owen
 Administrative Assistants:
 President
 Elaine Burzynski
 General Manager
 Debbie Bonner
 Administration
 Verna B. Wojcik
 Receptionists
 Olive Anticola,
 Evelyn Battleson

HOCKEY DEPARTMENT
 General Manager/Head Coach
 John Muckler
 Director of Player Personnel
 Don Luce
 Director of Player Evaluation
 Larry Carriere
 Assistant Coaches
 Don Lever, John Tortorella
 Goaltender Consultant
 Mitch Korn
 Director of Scouting
 Rudy Migay
 Scouting Staff
 Don Barrie, Jim Benning, Jack Bowman,
 Boris Janicek, Paul Merritt, Mike Racicot,
 Gleb Tchistyakov, Frank Zywiec
 Information Manager
 Ken Bass
 Administrative Assistant
 Cyndi Dyll

TRAINING/MEDICAL
 Head Athletic Trainer
 Jim Pizuzelli
 Trainer
 Rip Simonick
 Equipment Supervisor
 George Babcock
 Club Doctor
 John L. Bultsch, M.D.
 Orthopedic Consultant
 John Marzo, M.D.

BUFFALO SABRES

CLUB DIRECTORY

Club Dentist
 Daniel Yustin, D.D.S., M.S.

PUBLIC RELATIONS
 Director of Public Relations
 Steve Rossi
 Public Relations Assistant
 Bruce Wawrzyniak
 Media Relations Assistant
 Jeff Holbrook
 Coordinator of Community Relations
 TBA
 Administrative Assistant
 Barb Blendowski
 Team Photographer
 Bill Wippert

SALES & MARKETING
 Director of Ticket Sales
 Tom Pokel
 Ticket Sales Representatives
 Craig Cieplinski, Jim Meissner, Andrew
 White, Gary Rabinowitz
 Sales & Marketing Administrative
 Assistant
 Sue Smith

Director of Merchandising
 Julie Scully
 Merchandise Manager
 Mike Kaminska
 Director of Ticket Operations
 John Sinclair
 Ticket Administrators
 Carm Glebe, Jennifer Glowny, Christopher
 Makowski, Rose Thompson, Mike Tout
Empire Sports Sales:
 Vice President/General Manager
 Dave Recher
 General Sales Manager
 Kerry Atkinson
 Director of Sponsorship Sales
 Bob Russell
 Director of Sponsor Television
 Jim DiMino
 Sponsorship Sales Managers
 Heidi Puff, Tim Jehle
 Regional Sponsorship Sales
 Managers
 Rich Chialino, Nick DiVico
 Account Executive
 Nick Turano
 Executive Administrative Assistants
 Cheryl Reukauf, Ann Miller

OPERATIONS & PROMOTIONS
 Director of Operations
 Stan Makowski
 Promotions Manager
 Matt Rabinowitz
 Staff Assistant
 Gerry Magill
 Public Address Announcer
 Mike Ellis
 Administrative Assistant
 Pat Chimera

FINANCE
 Controller
 John Cudmore
 Assistant Controller
 Elizabeth McParland
 Accounting Manager
 Chris Ivansitz

Finance Assistants
 Robert Dahar, Birgid Haensel, Mary Jones,
 Sally Lippert, Terese Meiber, Toni Jaruszewski

SABRELAND
 Manager
 Cliff Smith

CROSSROADS ARENA CORPORATION
 Executive Vice-President
 Larry Quinn
 Director of Sales and Marketing/Suite
 and Club Seating
 Karen Marsch
 Suite Sales Manager
 David Aston
 Project Director
 Carolyn Hoyt
 Administrative Assistants
 Deidre Daniels, Debbie Driscoll

LEGAL
 Associate Counsel
 Helen ("Nellie") A. Drew
 Administrative Assistant
 Eleanor MacKenzie

TV & RADIO
 Director of Communications
 Paul Wieland
 Television Producer
 Joe Guarantieri
 TV Stations
 Empire Sports Network, WUTV Fox 29
 TV Broadcast Team
 John Gurefier, Jim Lorentz
 Radio Flagship Station
 WGR AM-550
 Radio Broadcast Team
 Rick Jenneret, Larry Playfair

GENERAL INFORMATION
 Telephone/Executive Offices
 (716) 856-7300
 (Outside Buffalo area,
 including Canada)
 (800) 333-PUCK
 Telephone/Ticket Office
 (716) 856-8109
 Home Ice/Executive Offices
 Memorial Auditorium
 Capacity including Standing Room
 Areas and Executive Boxes
 16,284

Dimensions of Rink
 193 feet by 84 feet
Location of Press Box
 Suspended from ceiling on west side.
Training Camp/Practice Site
 Sabreland - Wheatfield, NY
Uniforms
 Home: White base with blue and gold trim
 Road: Blue base with white and gold trim
AHL Affiliate
 Rochester Americans

MEDIA INFORMATION

Requests for information should be directed to the Sabres' Public Relations Department, Buffalo Sabres, Memorial Auditorium, 140 Main St., Buffalo, NY 14202. The phone number is (716) 856-7300, ext. 250. Fax transmissions can be sent to (716) 856-2104 or 856-3213.

Season passes are available only to those media members who report on the team on a regular basis. Those who need media credentials for an individual game should contact Steve Rossi (ext. 212), Bruce Wawrzyniak (ext. 221), or Jeff Holbrook (ext. 442) by 5 p.m. the day before a game, and by 5 p.m. on Friday before a Sunday game. Requests for individual game seating may be asked to be provided on your media outlet's letterhead (via fax). Furthermore, free-lance photographers will be admitted on an assignment-only basis, which must come from the photo editor. Press box seats are filled on a space-available basis.

The media entrance to Memorial Auditorium during Sabres' games is located on the Pearl Street side of the building at street level. Pearl St. runs along the west side of the Aud. There is no media parking area.

All requests for pre-game (such as live shots for newscasts at the dinner hour) and intermission interviews must be given to the public relations department by the pre-game skate that morning.

Press credentials can be picked up before 5:30 p.m. on game days from the public relations department. After the start of the game, credentials will be held at the main office for late-arriving media members. However, admittance to the press box, lounge, and working facilities will not be permitted until the tardy individual has sat through the entire six-hour replay of last April's four-overtime Sabres-Devils playoff game.

The Sabres' press lounge opens two hours before game time. It is located at the northeast end of the Auditorium between the second and third level (near the city office, which is Suite B, and the Buffalo Blizzard soccer office). Use Terrace St. lobby/Main St. side staircase (opposite elevators).

To reach the press box, take escalators on the west side of the building to the fifth and highest level, or take Terrace St. lobby elevator to "Suite Level." The entrance ramp is about 25 feet beyond and a few steps below the end of the escalator. Credentials should be displayed for admission to the press box, press lounge and dressing room areas. YOUR COOPERATION IS APPRECIATED IN MAINTAINING A WORKING ATMOSPHERE IN THE LOCKER ROOM(S). NO AUTOGRAPH REQUESTS PLEASE.

Smoking is prohibited in both the press lounge and the press box. There are designated smoking areas throughout the auditorium.

A limited amount of credit card phones are available for use, as well as one pay phone.

Most practices will be held at Sabreland, the Sabres' practice facility on Niagara Falls Boulevard in Wheatfield. Practices are open to the media, and reporters should contact the public relations department to verify times.

DIRECTIONS TO MEMORIAL AUDITORIUM

Memorial Auditorium is at the intersection of Main and Terrace Streets in downtown Buffalo. Visitors to the city can come to the Aud by traveling on Interstate 190 and using the Elm Street exit. Take a left on Swan Street, then take a left on Pearl Street. The Aud is located two blocks down Pearl St. at Lower Terrace. There are several parking lots in that area. For more detailed information, contact the Sabres at (716) 856-7300 or (800) 333-PUCK.

DIRECTIONS TO SABRELAND

(coming from Greater Buffalo International Airport)


Turn right out of airport onto Genesee Street (stay in right hand lane). Go to Dick Road and turn right (get immediately into left hand lane). First left is entrance to Kensington Expressway (33 West). Take Kensington to first entrance to I-190. Get off at exit 50 for the 290 West (Niagara Falls). Take the 290 West to the Niagara Falls Boulevard exit, staying in the right hand lane on the exit ramp. Turn right at the light at the end of the exit ramp (onto Niagara Falls Boulevard) and proceed 5.5 miles to Sabreland (3385 Niagara Falls Blvd.), which will be on the right hand side.

PRONUNCIATION GUIDE

Audette - awe-DETT
Boucher - boo-SHAY
Fuhr - FYOOR
Gordouk - gohr-dee-YOOK
Hasek - HAH-shehk
Khmylev - HIM-a-lev

LaFontaine - le-FON-lain
Petrenko - puh-TRAYN-ko
Plante - plant
Smehlik - SHMEH-lihk
Svoboda - svah-BOH-duh
Tsygurov - tsih-GOO-rawv

MEMORIAL AUDITORIUM



Address: 140 Main St., Buffalo, NY 14202.

Seating Capacity: 15,995

Capacity Including Standing Room Areas and Executive Boxes: 16,284.

Building Authorization Date: October 30, 1938 (President Franklin Roosevelt signed his approval of the project on that date).

Groundbreaking: December 19, 1938.

Dedication Ceremonies: October 14, 1940.

First Event: Rally for Republican Presidential Candidate Wendell Wilkie on October 15, 1940.

First National Hockey League Game: October 15, 1970 (Buffalo Sabres vs. Montreal Canadiens).

Roof Raised for Balcony: May 27, 1971.

NHL Special Events Site: NHL All-Star Game, January 24, 1978; Annual Congress and Entry Draft, June 22, 1991

Modern Renovations: Summer 1990 (installation of air-conditioning, elevator, additional handicapped accessible seating, roof repairs)

Dimensions of Rink: 193 feet by 84 feet.


Location of Press Box: Suspended from ceiling on West Side.

BUFFALO SABRES

CROSSROADS ARENA

Sports and Entertainment Complex

"...Bringing The Best to Buffalo!"



Expected Opening:
October, 1996

Location:
At the foot of lower Main St. and South Park Ave. on the Buffalo waterfront, diagonally behind Memorial Auditorium.

Seating Capacity:
20,000 for hockey, lacrosse, and soccer
21,000 for basketball
21,500 for concerts

Cost:
\$122.5 million
Project Architect:
Ellerbe Becket

Features:

- *Four seating levels, including 2,400 club level seats located one level below the suites. These seats will also have direct access to weather-protected structured parking, concierge and food & beverage service, with ordering done in-seat via computer, and a private club overlooking the ice.
- *80 mid-level suites connected to structured parking, with concierge and food and beverage service.
- *A new "Aud Club" with seating for 1,000.
- *Video scoreboard
- *Food courts
- *Team store
- *Sports bar
- *150-seat press box

From the heart of the city's waterfront, Crossroads Arena will bring the best of sports and entertainment to Buffalo! In addition to the Sabres, the Buffalo Bandits of the Major Indoor Lacrosse League, and the National Professional Soccer League's Buffalo Blizzard, Crossroads Arena will also host collegiate basketball, tennis, the circus, ice shows and other family entertainment events. The arena is expected to host over 125 events during the first year of operation.



(From left to right) Alexander Mogilny, Dale Hawerchuk, City of Buffalo Mayor Anthony Wasiello and Pat LaFontaine at a Crossroads reception.

The new Crossroads Arena will provide fans with better viewing of all events, more comfortable seating, and dining and retail businesses that will make for an enjoyable visit year round. A Harbor Metro station will allow easy access to the Arena and all facilities. The new Arena will also have plenty of parking. The Pavilion Building will be an exciting part of Crossroads and serves as the main entrance to the Arena. An expansive space, the Pavilion will be a lively place to meet friends before an event or a great spot for a bite to eat any time. Food courts on the Main and Upper Concourses will offer a wide selection of culinary delights and the Crossroads Sports Bar will overlook the Pavilion and is certain to become an exciting spot for sports and non-sports fans alike!

The Crossroads Arena project is a unique private-public venture with private sources providing \$67.5 million in financing and New York State, Erie County and the City of Buffalo an additional \$55 million. The Crossroads will bring 1.5 million people to downtown Buffalo each year. The Buffalo Sabres expect to produce \$20 million in salaries and another \$30 million in economic activity in Erie and Monroe County by 1997.

For information on The Crossroads, please contact one of the following for:

Ticket information: Buffalo Sabres ticket office, (716) 856-8100.
Suite and Club Seat Sales: Karen Marsch, (716) 856-7300, ext. 420.
Project information: (716) 856-7300, ext. 294 or 275.



LARRY QUINN
Executive
Vice-President



KAREN MARSCH
Dir. of Sales & Mktg./
Suite & Club Seating



CAROLYN HOYT
Project Manager



DAVID ASTON
Suite Sales Manager



DEIDRE DANIELS
Administrative
Assistant



DEBBIE DRISCOLL
Administrative
Assistant

Come See What's New in '95...

**CAMARO, MONTE CARLO,
LUMINA, BLAZER, TAHOE, METRO.**

ANGOLA
Catalano Motors

ARCADE
Martin Bros. Chevrolet-Geo

BOSTON
Emerling Chevrolet-Geo

BRADFORD, PA
Edmond Chevrolet-Geo

CHEEKTOWAGA
Keller Chevrolet-Geo

CLYMER
Cordia Chevrolet-Geo

COLLINS
Steve Baldo Chevrolet-Geo

DEPEW
Joe Basil Chevrolet-Geo

DUNKIRK
Dutch Bertges Chevrolet

EDEN
West-Herr Chevrolet-Geo

FREDONIA
Hank Bokman Chevrolet-Geo

GRAND ISLAND
Calabro Chevrolet-Geo

HAMBURG
Jack Adkins Chevrolet-Geo

JAMESTOWN
Ed Shults Chevrolet-Geo

KENMORE
Paddock Chevrolet-Geo

LOCKPORT
Dave Heinrich Chevrolet-Geo

NORTH TONAWANDA
Flanigan Chevrolet-Geo

OLEAN
Meyer Barnard Chevrolet-Geo

ORCHARD PARK
Daniel's Chevrolet-Geo

PORT ALLEGANY, PA
Bidwell Chevrolet-Geo

RANSOMVILLE
Bob Krueger Chevrolet

SPRINGVILLE
Johnson Boys Chevrolet-Geo

W.SENECA
Gilligly Chevrolet-Geo


WELLSVILLE
Preston Auto Truck Center

WESTFIELD
LaPorte Chevrolet-Geo

WILLIAMSVILLE
Glen Campbell Chevrolet-Geo

© 1994 STRONG AUTOMOTIVE MERCHANDISING, INC.

THE FRONT OFFICE





SEYMOUR H. KNOX III

CHAIRMAN OF THE BOARD AND PRESIDENT

In addition to being a member of the Greater Buffalo Sports Hall of Fame, Seymour H. Knox, III is a member of the Hockey Hall of Fame. His November 1993 induction into the latter was in the Builders' Category. Mr. Knox has been exactly that, a builder, since the day he and his brother Northrup were granted an NHL franchise. He has provided the hockey fans of

Western New York and Southern Ontario with the NHL's fifth most successful team in terms of winning percentage. He has also helped add indoor lacrosse and soccer franchises for the region's sports fans. Now, as his hockey club enters its 25th Anniversary season, he continues his efforts towards the 21st century with a new state-of-the-art sports and entertainment complex on the waterfront, Crossroads Arena. With the August announcement of the completion of the financing for the project, the next major step towards the 20,000 seat facility will be the groundbreaking. Mr. Knox and the Sabres are optimistic that the team will take to their new ice for the opening of the 1996-97 season.

Mr. Knox also represents the Sabres as Club Governor on the National Hockey League Board of Governors. In addition, he is a Director of Pratt and Lambert Inc. and the Woolworth Corporation. Furthermore, he is President of the Buffalo Fine Arts Academy and serves as a member of the Board of Trustees of the YMCA of Greater Buffalo and the Buffalo General Hospital. His brother Northrup, now Chairman of the Board of Marine Midland Bank, remains a Consultant to the team since his May 1988 resignation as Sabres' President. Son Seymour H. Knox, IV serves in the capacity of Assistant to the President and the Sabres' Alternate Governor of the NHL, and was elected in June as a member of the Partnership Board of NFHMC.

The Knox brothers first made an attempt to bring the NHL to Buffalo when they applied for a franchise in September of 1965. When the city was passed over in the 1967 league expansion, Seymour and Northrup signed a contract in 1968 to purchase the Oakland franchise with the intent of moving it to Buffalo. The NHL Board of Governors decided to keep the Seals in Oakland. However, the Knox brothers continued to work towards their goal. Finally, their efforts were rewarded on December 2, 1969, when the City was granted an expansion franchise for the 1970-71 season.

Seymour and his wife, Jean, reside in East Aurora and have four children and five grandchildren.

ADMINISTRATION



ROBERT O. SWADOS
Vice-Chairman of the Board and Counsel



ROBERT E. RICH, JR.
Vice-Chairman of the Board



SEYMOUR H. KNOX, IV
Assistant to the President



GEORGE BERGANTZ
Senior Vice-President/
Administration and Mktg.



DANIEL J. DIPOFI
Vice-President/Finance
and Chief Financial Officer



MITCHELL OWEN
Consultant/
Administration



GERRY MEEHAN

EXEC. VICE-PRES. OF SPORTS OPERATIONS

The title of Executive Vice-President of Sports Operations carries with it a long list of responsibilities, which include the administration of all sports-related operations of the Niagara Frontier Hockey Limited Partnership. Gerry oversees all hockey department activities, as well as administrative duties on behalf of the Sabres for the Major Indoor Lacrosse League Buffalo Bandits and the Buffalo Blizzard of the National Professional Soccer League. Meehan continues to handle Sabres contract negotiations, player related league matters and other complementary business, administrative and legal duties. His position also involves investigating new sports and entertainment prospects for the future as the Sabres prepare for the new Crossroads Arena, the downtown sports and entertainment complex expected to be ready for the opening of the club's 1996-97 NHL season. Meehan continues to represent the club on the NHL Board of Governors as an Alternate Governor.

Meehan was named the team's assistant general manager in the summer of 1984, the first ex-Sabre player to move into the club's front office. He assumed the role of General Manager, succeeding Scotty Bowman, in December, 1986 and was given the additional title of Vice-President in 1991. In his first full year as G.M. in 1987-88, the Sabres jumped from 21st place to a tie for seventh in the overall standings. As a result, Meehan finished in a tie for second in voting by The Sporting News for the NHL's Executive of the Year. The club's fortune continued to improve, and in 1989-90, they jumped to third overall.

Meehan has never lost sight of his goal of constructing an organization that would soar to the top of the league. In pursuit of that goal, he played a large part in bringing Alexander Mogilny to America in May of 1989, one year after drafting the right winger. In 1990, Gerry orchestrated a draft day trade which brought seven-time forty goal scorer Dale Hawerchuk to Buffalo and also improved Buffalo's first round position, with which Meehan chose Brad May. Then, in 1991, he persuaded Stanley-Cup experienced John Muckler to forego other NHL opportunities to become Buffalo's Director of Hockey Operations. Meehan later would name Muckler Head Coach to succeed Rick Dudley in December of 1991, two months after Meehan completed a trade with the New York Islanders which brought superstar Pat LaFontaine to the Sabres.

Gerry lives in Amherst with his wife, Mirella, and their three children, Danny, Adam and Katie.

PLAYING RECORD

Season	Team	League	REGULAR SEASON					PLAYOFFS				
			GP	G	A	PTS	PIM	GP	G	A	PTS	PIM
1968-69	Toronto	NHL	25	0	2	2	2	-	-	-	-	-
	Philadelphia	NHL	12	0	3	3	4	4	0	0	0	0
1969-70	Seattle	WHL	67	23	30	53	23	4	0	1	1	0
1970-71	Buffalo	NHL	77	24	31	55	8	-	-	-	-	-
1971-72	Buffalo	NHL	77	19	27	46	12	-	-	-	-	-
1972-73	Buffalo	NHL	77	31	29	60	21	6	0	1	1	0
1973-74	Buffalo	NHL	72	20	26	46	17	-	-	-	-	-
1974-75	Buffalo	NHL	3	0	1	1	2	-	-	-	-	-
	Vancouver	NHL	57	10	15	25	4	-	-	-	-	-
	Atlanta	NHL	14	4	10	14	0	-	-	-	-	-
1975-76	Atlanta	NHL	48	7	20	27	8	-	-	-	-	-
	Washington	NHL	32	16	15	31	10	-	-	-	-	-
1976-77	Washington	NHL	80	28	36	64	13	-	-	-	-	-
1977-78	Washington	NHL	78	19	24	43	10	-	-	-	-	-
1978-79	Washington	NHL	18	2	4	6	0	-	-	-	-	-
	Cincinnati	WHA	2	0	0	0	0	-	-	-	-	-
PROFESSIONAL TOTALS			672	180	243	423	111	10	0	1	1	0
NHL TOTALS			670	180	243	423	111	10	0	1	1	0
TOTALS AS A SABRE			306	94	114	208	60	6	0	1	1	0



JOHN MUCKLER

GENERAL MANAGER AND HEAD COACH

The Sabres' 1993-94 season was the type that Coach of the Year Awards are made of. Proof of that came in John Muckler's status as a finalist for the annual Jack Adams Award.

In his second full season behind the Buffalo bench, and first as the General Manager, John helped guide a Sabres team which suffered 291 man-games lost to injury (including Pat LaFontaine - 68, Craig Simpson - 61, Grant Fuhr - 24, and Alexander Mogilny - 17). In the wake of the injuries which kept many of his offensive weapons sidelined, Muckler substituted a solid defensive style which resulted in a Jennings Trophy. That award goes to the team with the lowest goals-against. Buffalo's two netminders surrendered just 218 goals for a 2.57 per-game average. The defensive-minded Sabres set a new team record in '93-'94 for short-handed goals in one season by totalling 21, second in the NHL in that category. And the short-handed units had a success rate which ranked them first in the league at season's end. On the flip side, the power play also sparkled, finishing second overall.

Muckler reached a few significant numbers of his own during the season. He reached the 100 wins plateau in his Buffalo coaching career on April 1, becoming just the third coach in team history to reach that mark. He is also just the fourth Buffalo coach to surpass the 200 games coached mark with the Sabres, currently ranking third in club history. On the overall list, "Muck" hit the 400 NHL games coached plateau on March 9.

In 1994-95, Muckler enters his fourth season with the Sabres. He was hired as the Director of Hockey Operations in the summer of '91 and took over as coach that December. His first full season behind the Buffalo bench came in '92-'93 when he helped accomplish Buffalo's first appearance in the second round of the playoffs since 1983. John had the G.M.'s duties added to his title in the summer of 1993.

In two seasons as head coach in Edmonton prior to joining the Sabres, Muckler led the Oilers to the Stanley Cup during the 1989-90 season, and his other season the Oilers reached the Conference Finals.

Muckler had first joined the Edmonton organization in 1981, serving as coach of Wichita in the Central Hockey League. He was promoted to assistant coach of the Oilers in 1982 and was named co-coach under Glen Sather in 1985-86. Muckler received a great deal of the credit for Edmonton's capture of four other Stanley Cups in the 1980's.

He started his coaching career in 1959 as head coach of the New York Rovers of the EHL. In 1966, Muckler was named director of player personnel with the New York Rangers. That was followed by a six-year association as General Manager (and sometimes coach) of affiliates in the Minnesota North Stars' organization. He switched back to the Rangers' organization to coach their top affiliate in Providence for four seasons. Muckler joined Vancouver as General Manager and Coach of their minor league affiliate in Dallas in 1979 and the following year became their professional scout before moving to the Oilers.

John and his wife Audrey have one son, John, and four daughters: Tracy, Jenny, Cindy, and Karen.

HEAD COACHING RECORD

Season	Team (League)	Reg. Sea.	Notes
1959-60	N.Y. Rovers (EHL)	18-41-1	
1960-61	N.Y. Rovers (EHL)	18-45-1	
1961-62	Long Island (EHL)	26-41-1	
1962-63	Long Island (EHL)	N.A.	
1963-64	Long Island (EHL)	32-34-6	
1964-65	Long Island (EHL)	42-29-1	EHL Championship & Coach of the Year
1965-66	Long Island (EHL)	46-23-3	
1967-68	Memphis (CHL)	3-5-1	
1968-69	Minnesota (NHL)	6-23-6	
1971-72	Cleveland (AHL)	32-34-10	
1972-73	Cleve.-Jacks. (AHL)	23-44-9	
1973-74	Providence (AHL)	38-26-12	Caldor Cup Finals
1974-75	Providence (AHL)	43-21-12	Regular Season Title & Coach of the Year
1975-76	Providence (AHL)	34-34-8	
1976-77	Rhode Island (AHL)	21-30-2	
1978-79	Dallas (CHL)	45-28-3	CHL Championship & Coach of the Year
1981-82	Wichita (CHL)	44-33-3	
1989-90	Edmonton (NHL)	38-28-14	Stanley Cup Champion
1990-91	Edmonton (NHL)	37-37-6	Conference Finals
1991-92	Buffalo (NHL)	22-22-8	Adams Division Semi-Finals
1992-93	Buffalo (NHL)	38-36-10	Adams Division Finals
1993-94	Buffalo (NHL)	43-32-9	Eastern Conference Quarter Finals & Coach of the Year Finalist
NHL COACHING RECORD		184-178-53	
BUFFALO COACHING RECORD		103-90-27	

BUFFALO SABRES

ALL-TIME COACHING RECORDS

Coach	Games	Won-Lost-Tied	Pct.
Floyd Smith - 5/74 to 5/77	241	143 - 62 - 36	.668
Roger Neilson - 10/80 to 5/81	80	39 - 20 - 21	.618
Marcel Pronovost - 10/77 to 12/78	104	52 - 29 - 23	.611
Scott Bowman - 6/79 to 5/80, 1/81 to 12/81, 3/82 to 5/85, 1/86 to 11/86	404	210 - 134 - 60	.594
Billy Inglis - 12/78 to 6/79	56	28 - 18 - 10	.589
Jim Roberts - 12/81 to 3/82	45	21 - 16 - 8	.555
Rick Dudley - 10/89 to 12/91	188	85 - 72 - 31	.535
John Muckler - 12/91 to present	220	103 - 90 - 27	.530
Ted Sator - 12/86 to 4/89	207	96 - 89 - 22	.517
Jim Schoenfeld - 6/85 to 1/86	43	19 - 19 - 5	.500
Joe Crozier - 1/72 to 5/74	192	77 - 80 - 35	.492
Punch Imlach - 10/70 to 1/72	119	32 - 65 - 25	.378
Craig Ramsay - 11/86 to 12/86	21	4 - 15 - 2	.238

ALL-TIME COACHING RECORDS IN PLAYOFFS

Coach	Games	Won-Lost-Tied	Pct.
Scott Bowman - 1980, 1982, 1983, 1984 & 1985	36	18 - 18	.500
Floyd Smith - 1975, 1976, 1977	32	16 - 16	.500
Roger Neilson - 1981	8	4 - 4	.500
John Muckler - 1992 to present	22	10 - 12	.455
Marcel Pronovost - 1978	8	3 - 5	.375
Rick Dudley - 1990, 1991	12	4 - 8	.333
Joe Crozier - 1973	6	2 - 4	.333
Billy Inglis - 1979	3	1 - 2	.333
Ted Sator - 1988, 1989	11	3 - 8	.273

SABRE FACT

The following people have served as assistant coaches for the Sabres:

Roger Neilson - 1979-80	Jim Roberts - 1979-80 to 1983-84
Ron Smith - 1980-81	Nick Polano - 1981-82
Red Berenson - 1982-83 to 1983-84	Joe Crozier - 1984-85
Craig Ramsay - 1984-85 to 1986-87	Barry Smith - 1985-86 to 1988-89
Don Lever - 1987-88 to 1989-90, & 1992-93 to present	John Tortorella - 1989-90 to present
John Van Boxmeer - 1990-91 to 1991-92	



DON LEVER

ASSISTANT COACH

1994-95 will mark the beginning of Don Lever's tenth season with the Sabres' organization. A left-winger in his playing days, he moved on to an assistant coaching position with Buffalo and that of the Head Coach of the American Hockey League affiliate Rochester Americans before coming back to his current position behind an NHL bench to start the '92-'93 season. Lever,

along with fellow assistant John Tortorella, has helped head coach John Muckler build a fast Sabre team which is also respected for its special teams play. A defensive specialist during his playing days, Lever has passed on his experience to help Buffalo's penalty killing units climb in rank over his years as an assistant coach here from 15th to 12th to fifth to a tie for second to a tie for first this past season.

Muckler is the third head coach Lever has worked under as a Sabres' assistant coach, having also worked with Ted Sator and Rick Dudley.

1990-91 was Lever's first season as coach of the Amerks, taking Rochester to the Calder Cup Finals. That club had already posted the league's best record during the regular season. Fittingly, AHL Coach of the Year honors went to Lever that summer. Previously, Lever was known in Rochester as a player in 1985-86 and 1986-87. He was a player-coach in his final pro season, helping the team win the Calder Cup.

Lever played his junior hockey in nearby Niagara Falls, Ontario. After scoring 126 points in 63 games for the Flyers, he was the first draft choice (and third pick overall) of the Vancouver Canucks in 1972. After spending almost eight full seasons there, Don was traded to Atlanta in February, 1980, and moved with the Flames to Calgary that summer. He was dealt to Colorado in 1981, and again was a part of a franchise shift as the Rockies became the New Jersey Devils in 1982. The Sabres acquired his rights from the Devils on September 9, 1985, and he spent two seasons as a player in Buffalo's organization. During that time he played his 1,000th NHL game. As of the beginning of last season ('93-'94), only 74 players had appeared in more NHL games than Don Lever.


Don, his wife Karen and their children, Michael, Sarah and Caitlin, live in Amherst.

PLAYING RECORD

Season Team	League	REGULAR SEASON					PLAYOFFS					
		GP	G	A	PTS	PIM	GP	G	A	PTS	PIM	
1972-73	Vancouver	NHL	78	12	26	38	49	—	—	—	—	—
1973-74	Vancouver	NHL	78	23	25	48	28	—	—	—	—	—
1974-75	Vancouver	NHL	80	38	30	68	49	5	0	1	1	4
1975-76	Vancouver	NHL	80	25	40	65	93	2	0	0	0	0
1976-77	Vancouver	NHL	80	27	30	57	28	—	—	—	—	—
1977-78	Vancouver	NHL	75	17	32	49	58	—	—	—	—	—
1978-79	Vancouver	NHL	71	23	21	44	17	3	2	1	3	2
1979-80	Vancouver	NHL	51	21	17	38	32	—	—	—	—	—
	Atlanta	NHL	28	14	16	30	4	4	1	1	2	0
1980-81	Calgary	NHL	62	26	31	57	56	16	4	7	11	20
1981-82	Calgary	NHL	23	8	11	19	6	—	—	—	—	—
	Colorado	NHL	59	22	28	50	20	—	—	—	—	—
1982-83	New Jersey	NHL	79	23	30	53	68	—	—	—	—	—
1983-84	New Jersey	NHL	70	14	19	33	44	—	—	—	—	—
1984-85	New Jersey	NHL	67	10	8	18	31	—	—	—	—	—
1985-86	Buffalo	NHL	29	7	1	8	6	—	—	—	—	—
	Rochester	AHL	29	6	11	17	16	—	—	—	—	—
1986-87	Buffalo	NHL	10	3	2	5	4	—	—	—	—	—
	Rochester	AHL	57	29	25	54	69	18	4	3	7	14
NHL TOTALS			1020	313	367	680	593	30	7	10	17	26
TOTALS AS A SABRE			39	10	3	13	10	0	0	0	0	0

JOHN TORTORELLA

ASSISTANT COACH



John Tortorella enters his sixth consecutive season as a Sabres assistant coach. His role is complex and can be handled from positions such as behind the bench, up in the press box, in the office, or on the ice during practice. One of his responsibilities is coaching the power play, a unit he's helped develop into one of the best in the NHL. "Torts" also deals with conditioning, practice preparation, and game analysis.

A Boston area native, John started his playing career at Salem State College and then transferred to the University of Maine. There he won three letters and was a two-time ECAC All-Star. After some time in Sweden, he played in the Atlantic Coast Hockey League for such teams as Virginia, Hampton Roads and Erie. Former Sabres' Coach Rick Dudley was a coach for Carolina in the ACHL during that time. Tortorella was Virginia's top scorer during the 1985-86 season.

In 1986, he was named General Manager and Head Coach of the Virginia Lancers of the ACHL. In two years he had an 87-31 record, and won the league championship and coach of the year honors both times. In 1988, Tortorella worked as an assistant coach for the Fort Wayne Komets during the International Hockey League playoffs. Dudley then hired him to be his assistant in New Haven in 1988, and he brought Tortorella along when Dudley was hired as the Sabres' coach in 1989.


John and his wife Chris have two children, Brittany and Dominick. The family lives in East Amherst.

TORTORELLA TIMELINE

Year	Role	League	Notes
1985-86	Played for Virginia Lancers	ACHL	Led team in scoring.
1986-87	Coach & G.M. of Virginia	ACHL	League championship & Coach of the Year
1987-88	Coach & G.M. of Virginia	ACHL	League championship & Coach of the Year
Spring 88	Asst. Coach, Fort Wayne Komets	IHL	Joined team for playoffs.
1988-89	Asst. Coach, New Haven	AHL	Northern Division Champs & Calder Cup Finalists.
1989-90	Asst. Coach, Buffalo Sabres	NHL	
1990-91	Asst. Coach, Buffalo Sabres	NHL	
1991-92	Asst. Coach, Buffalo Sabres	NHL	Team's power-play unit ranked first in NHL.
1992-93	Asst. Coach, Buffalo Sabres	NHL	Adams Division Finals
1993-94	Asst. Coach, Buffalo Sabres	NHL	Team's power-play unit ranked second in NHL.

MITCH KORN

GOALTENDER CONSULTANT



Mitch Korn begins his fourth season on the Sabres' coaching staff. He was hired to work with the organization's goaltenders at the start of the 1991 training camp. In 1993-94, he saw the Buffalo goaltending duo of Grant Fuhr and Dominik Hasek capture the league's Jennings Trophy for the team with the fewest goals against during the regular season. Hasek also earned the Vezina Trophy as the league's top netminder.

Korn, a New York City native, played college hockey for Kent State in the late 1970's. He began his coaching career as an assistant at Kent State in 1979. He worked at Miami of Ohio throughout the 1980's.

Mitch has also worked with an officials' association and done play-by-play announcing of college games.

Mitch keeps busy during the off-season with hockey school. He also writes a column in Hockey Player Magazine. He and his wife Vicki have a daughter named Ashley. Mitch commutes to Buffalo and Rochester from his home in Oxford, Ohio. He is the assistant director of the ice facility at Miami University of Ohio.



DON LUCE

DIRECTOR OF PLAYER PERSONNEL

As the Buffalo Sabres celebrate their 25th anniversary season, many names will be mentioned from the club's history, one of which is sure to be Don Luce. A forward who spent almost 10 full seasons of his NHL career with Buffalo, Luce is now in charge of the team's scouting staff. Together they search Canadian junior leagues, American high schools and colleges

and European leagues in search of promising young players. As a result, Luce is a major player for the Sabres come draft day each year.

Luce became a Sabre as part of a trade with Detroit for Joe Daley in 1971. He went on to win the Masterton Trophy in 1974-75, the year of the only Sabres appearance in the Stanley Cup Finals. That season, he also achieved an incredible +61 to lead the squad's plus/minus rankings, a mark that is still a team record. He and Craig Ramsay ranked as two of the league's best penalty-killers throughout the 1970's.

Don also holds the record for short-handed goals in one season by one Sabre player (eight in 1974-75). In addition, he still ranks in the top 10 with Buffalo in eight career leaders categories.

After a trade to Los Angeles, Luce went on to play for Toronto when he retired in the 1981-82 season. He rejoined the Sabres' organization in 1984, and worked on special assignments and American scouting. In 1985-86, Don was an assistant coach. He took on his current role in 1987. One of his major accomplishments was his instrumental role in bringing Alexander Mogilny to America in 1989.

Don and his wife Diane, along with children Scott, Kim, Kelly, and Kristin live in Williamsville.

PLAYING RECORD

Season Team	League	REGULAR SEASON					PLAYOFFS				
		GP	G	A	PTS	PIM	GP	G	A	PTS	PIM
1968-69 Omaha	CHL	72	22	34	56	56	7	3	4	7	11
1969-70 Omaha	CHL	64	22	35	57	82	2	1	2	3	4
N.Y. Rangers	NHL	12	1	2	3	8	5	0	1	1	4
1970-71 N.Y. Rangers	NHL	9	0	1	1	0	—	—	—	—	—
Detroit	NHL	58	3	11	14	18	—	—	—	—	—
1971-72 Buffalo	NHL	78	11	8	19	38	—	—	—	—	—
1972-73 Buffalo	NHL	78	18	25	43	32	6	1	1	2	2
1973-74 Buffalo	NHL	75	26	30	56	44	—	—	—	—	—
1974-75 Buffalo	NHL	80	33	43	76	45	16	5	8	13	19
1975-76 Buffalo	NHL	77	21	49	70	42	9	4	3	7	6
1976-77 Buffalo	NHL	80	26	43	69	16	6	3	1	4	2
1977-78 Buffalo	NHL	78	26	35	61	24	8	0	2	2	6
1978-79 Buffalo	NHL	79	26	35	61	14	3	1	1	2	0
1979-80 Buffalo	NHL	80	14	29	43	30	14	3	3	6	11
1980-81 Buffalo	NHL	61	15	13	28	19	—	—	—	—	—
Los Angeles	NHL	10	1	0	1	2	4	0	2	2	2
1981-82 Toronto	NHL	39	4	4	8	32	—	—	—	—	—
NHL TOTALS		894	225	328	553	364	71	17	22	39	52
TOTALS AS A SABRE		766	216	310	526	304	62	17	19	36	46



LARRY CARRIERE

DIRECTOR OF PLAYER EVALUATION

Another Sabre alumni who remains active with the team off the ice is Director of Player Evaluation Larry Carriere. His duties range from professional scouting to serving from a liaison with Sabres prospects coming out of amateur hockey to administrative tasks within the hockey department. "The Hawk" enters his second season in that role, but has been affiliated with the Sabres for many years now.

The team's second round draft choice in 1972, Carriere played 206 games over two stints with the Sabres during his seven-year NHL career. More recently, he'd served as a scout for the Sabres in the Quebec region for the eight years prior to his August '93 appointment to his current position.

Carriere's playing days with Buffalo ranged from the 1972-73 season through and including the 1974-75 campaign and the Sabres' appearance in the Stanley Cup Finals. Prior to the opening of the next season, Carriere was dealt to the Atlanta Flames and would go on to also play with Vancouver and Los Angeles before returning to Buffalo during the 1977-78 season.

Carriere was Vice-President of Canadian Cardiovascular Products in Montreal for 12 years. He graduated from Loyola College in Montreal with a Bachelor of Commerce degree, with a major in Business Administration. He has also studied management at the University of Michigan. Larry, his wife Suzanne, and two children have moved to Buffalo.

PLAYING RECORD

Season Team	League	REGULAR SEASON					PLAYOFFS				
		GP	G	A	PTS	PIM	GP	G	A	PTS	PIM
1969-70 Loyola Univ ...	QUAA	32	10	34	44	—	—	—	—	—	—
1970-71 Loyola Univ ...	QUAA	27	8	24	32	72	—	—	—	—	—
1971-72 Loyola Univ ...	QUAA	32	20	29	49	69	—	—	—	—	—
1972-73 Buffalo	NHL	40	2	8	10	52	6	0	1	1	8
Cincinnati	AHL	30	7	11	18	54	—	—	—	—	—
1973-74 Buffalo	NHL	77	6	24	30	103	—	—	—	—	—
1974-75 Buffalo	NHL	80	1	11	12	111	17	0	2	2	32
1975-76 Atlanta	NHL	75	4	15	19	96	2	0	0	0	2
1976-77 Atlanta	NHL	25	2	3	5	16	—	—	—	—	—
1977-78 Vancouver	NHL	7	0	3	3	11	—	—	—	—	—
Los Angeles	NHL	2	0	0	0	0	—	—	—	—	—
Buffalo	NHL	9	0	0	0	18	—	—	—	—	—
Springfield	AHL	40	2	14	16	33	—	—	—	—	—
Tulsa	CHL	6	0	1	1	12	—	—	—	—	—
1978-79 (Did not play)											
1979-80 Toronto	NHL	2	0	1	1	0	2	0	0	0	0
NHL TOTALS		367	16	74	90	462	27	0	3	3	42
TOTALS AS A SABRE		206	9	43	52	284	23	0	3	3	40

SABRE FACT

The members of the Buffalo Sabres' Hall of Fame are Gilbert Perreault, Richard Martin, Rene Robert, George "Punch" Imlach, Fred Hunt, Frank Christie, Tim Horton, Roger Crozier, Don Luce, Craig Ramsay, David Forman, Ted Darling, and Danny Gare. Jim Schoenfeld has also been elected and will be inducted during the 1994-95 season.



"Pepsi" is a trademark of PepsiCo, Inc.

BUFFALO SABRES

HOCKEY DEPARTMENT



RUDY MIGAY
Director of Scouting



DON BARRIE
Scout



JIM BENNING
Scout



JACK BOWMAN
Scout



BORIS JANICEK
Scout



PAUL MERRITT
Scout



MIKE RACICOT
Scout



GLEB TCHISTYAKOV
Scout



FRANK ZYWIEC
Scout



KEN BASS
Information Manager



JIM PIZZUTELLI
Head Athletic Trainer



RIP SIMONICK
Trainer



GEORGE BABCOCK
Equipment Supervisor

BUFFALO SABRES

CLUB STAFF



OLIVE ANTICOLA
Receptionist



EVELYN BATTLESON
Receptionist



DR. JOHN BUTSCH
Club Doctor



JOHN CUDMORE
Controller



HELEN DREW
Associate Counsel



JOE GUARNIERI
Television Producer



BARBARA BLENDEWSKI
Administrative Asst./
Public Relations



RICH CHIAINO
Regional Sponsorship
Sales Manager



ROBERT DAHAR
Finance Assistant



CYNDI DYLL
Administrative Asst. to
Hockey Department



JOHN GURTLER
TV Play-by-Play



DEBBIE BONNER
Administrative Asst.
to G.M.



PAT CHIMERA
Administrative Assistant
to Promotions/Operations



JIM DIMINO
Director of
Sponsor Television



CARM GLEBE
Ticket Administrator



BIRGID HAENSEL
Finance Assistant



KERRY ATKINSON
General Sales Manager
Empire Sports Sales



ELAINE BURZYNSKI
Administrative Asst.
to President



CRAIG CIEPLINSKI
Ticket Sales Representative



NICK DIVICO
Regional Sponsorship
Sales Manager



JENNIFER GLOWYN
Ticket Administrator



JEFF HOLBROOK
Media Relations Assistant



CHRIS IVANSITZ
Accounting Manager



MIKE KAMINSKA
Merchandise Manager



CHRISTOPHER MAKOWSKI
Ticket Administrator



TONI JARUSZEWSKI
Finance Assistant



SALLY LIPPERT
Finance Assistant



STAN MAKOWSKI, JR.
Director of Operations



JIM MEISSNER
Ticket Sales Representative



TOM POKEL
Director of Ticket Sales



TIM JEHLE
Sponsorship Sales Manager



ELEANORE MacKENZIE
Administrative Assistant/Legal



DR. JOHN MARZO
Orthopedic Consultant



TERESE MELBER
Finance Assistant



HEIDI PUFF
Sponsorship Sales Manager



MARY JONES
Finance Assistant



GERRY MAGILL
Staff Assistant



ELIZABETH McPARTLAND
Assistant Controller



ANN MILLER
Executive Sales &
Marketing Administrative Asst.



GARY RABINOWITZ
Ticket Sales Representative



MATT RABINOWITZ
Promotions Manager



DAVE RECHER
Vice President/General Manager
Empire Sports Sales



CHERYL REUKAUF
Executive Sales &
Mktg. Administrative Asst.



STEVE ROSSI
Director of Public Relations



BOB RUSSELL
Director of Sponsorship Sales



JULIE SCULLY
Director of Merchandising



JOHN SINCLAIR
Director of Ticket Operations



CLIFF SMITH
Manager - Sabreland



SUE SMITH
Sales & Marketing
Administrative Assistant



ROSE THOMPSON
Ticket Administrator



MIKE TOUT
Ticket Administrator



NICK TURANO
Account Executive



BRUCE WAWRZYNIAK
Public Relations Assistant



ANDREW WHITE
Ticket Sales Representative



PAUL WIELAND
Director of Communications



BILL WIPPERT
Team Photographer



VERNA WOJCIK
Administrative Assistant
to Admin.



DR. DANIEL YUSTIN
Club Dentist



SABRETOOTH
Team Mascot

BUFFALO SABRES

A M A T E U R H O C K E Y

The Buffalo Sabres' commitment to the community and the sport of hockey is evident year round in the presence of amateur hockey.

Much of this is able to be done in large part because of the presence of Sabreland in Wheatfield, a two-rink facility where the Buffalo Sabres train and practice. The team-owned and operated building is home to many youth hockey leagues and tournaments. Furthermore, many of the area's hockey camps take place there, such as the LaFontaine Hockey School and Mitch Korn's Goaltenders and Buffalo Defensemen Schools, as well as the Pepsi/Learn to Skate Clinics.

That sponsor also works closely with the club on Sabres/Pepsi Floor Hockey. In just its second year (1994), this program gave over 3,000 area youths the opportunity to become involved in the sport of hockey. Many of these children may never have had the chance to enjoy this great sport without the cooperation of the many area-wide youth centers who participated along with the Sabres and Pepsi.

The Sabres maintain activity at all levels of the sport. Each year the team helps support Super Sunday, a day long schedule of local high school hockey championships. The event culminates with the Sabres hosting the coaches and captains of the winning teams for dinner and a game, including on-ice presentations.

The Buffalo Sabres also present the J. Michael Duffett Memorial Award, an annual honor established by the club as a tribute to the dedication and love for the game of hockey shown by the Sabres' former Administrative Director of Scouting who died of cancer in July, 1984. In December of 1993, 22-year amateur hockey coach Donald McNeil was selected as the tenth winner of the award.

Perhaps the most widely seen form of the NHL club's involvement in youth hockey is the on-ice games between two local teams during intermissions of Sabre home games. These groups also use the opportunity as an outing for the families of the teams to enjoy specially priced tickets for that night's Sabres game, available through the group sales department at The Aud.



Sabres' center Pat LaFontaine plans strategy with three area youth hockey players during a Sabres Open Practice.

M E D I C A L G L O S S A R Y

AC Joint - Acromioclavicular joint; joint of the shoulder where acromion process of the scapula and the distal end of the clavicle meet; most shoulder separations occur at this point.

Adhesion - Abnormal adherence of collagen fibers to surrounding structures during immobilization following trauma or as a complication of surgery which restricts normal elasticity of the structures involved.

Aerobic - Exercise in which energy needed is supplied by oxygen inspired and is required or sustained period of vigorous exercise with a continually high pulse rate.

Anaerobic - Exercise without use of oxygen as an energy source; short bursts of rigorous exercise.

Anterior Cruciate Ligament (ACL) - A primary stabilizing ligament within the center of the knee joint that prevents hyperextension and excessive rotation of the joint. A complete tear of the ACL necessitating reconstruction could require up to 12 months of rehabilitation.

Anti-inflammatory - Any agent which prevents inflammation, such as aspirin or ibuprofen.

Arthrogram - X-ray technique for joints using air and/or dye injected into the affected area; useful in diagnosing meniscus tears of the knee and rotator cuff tears of the shoulder.

Arthroscope - An instrument used to visualize the interior of a joint cavity.

Arthroscopy - A surgical examination of the internal structures of a joint by means for viewing through an arthroscope. An arthroscopic procedure can be used to remove or repair damaged tissue or as a diagnostic procedure in order to inspect the extent of any damage or confirm a diagnosis.

Atrophy - To lose muscle density from a lack of activity, as in muscular atrophy.

Bone Scan - An imaging procedure in which a radioactive-labeled substance is injected into the body to determine the status of a bony injury. If the radioactive substance is taken up the bone at the injury site, the injury will show up as a "hot spot" on the scan image. A bone scan is particularly useful in the diagnosis of stress fractures.

Bursa - A fluid-filled sac that is located in areas where friction is likely to occur, then minimizes the friction; for example between tendon and bone.

Cartilage - Smooth, slippery substance preventing two ends of the bone from running together and grating.

CAT Scan - Use of a computer to produce a cross-sectional view of the anatomical part being investigated by X-ray data.

Concussion - Jarring injury of the brain resulting in a dysfunction. It can be graded as mild, moderate or severe depending on loss of consciousness, amnesia and loss of equilibrium.

Cotusion - An injury to a muscle and tissues caused by a blow from a blunt object.

Cyst - Abnormal sac containing liquid or a semi-solid matter.

Degenerative Joint Disease - Changes in the joint surfaces as a result of repetitive trauma.

Deltoid Ligament - Ligament that connects the tibia to bones of the medial aspect of the foot and is primarily responsible for stability of the ankle on the medial side. Is sprained less frequently than other ankle ligaments.

Deltoid Muscle - Muscles at the top of the arm, just below the shoulder, responsible for shoulder motions to the front, side and back.

Disc, Intervertebral - A flat, rounded plate between each vertebrae of the spine. The disc consists of a thick fiber ring which surrounds a soft gel-like interior. It functions as a cushion and shock absorber for the spinal column.

Dislocation - Complete displacement of the joint surfaces.

Epicondylitis - Inflammation in the elbow due to overuse.

Femur - Thigh bone; longest bone in the body.

Fibula - Smaller of the two bones in the lower leg; runs from knee to the ankle along outside of the lower leg.

Fracture - Breach in the continuity of a bone. Types of fractures include simple, compound, comminuted, greenstick, incomplete, impacted, longitudinal, oblique, stress or transverse.

Grade One Injury - A mild injury in which ligament, tendon, or other musculoskeletal tissue may have been stretched or contused, but not torn or otherwise disrupted.

Grade Two Injury - A moderate injury when musculoskeletal tissue has been partially, but not totally, torn which causes appreciable limitation in function of the injured tissue.

Grade Three Injury - A severe injury in which tissue has been significantly, and in some cases totally, torn or otherwise disrupted causing a virtual total loss of function.

Hamstring - Category of muscle that runs from the buttocks to the knee along the back of the thigh. It functions to flex the knee, and is often times injured as a result of improper conditioning or lack of muscle flexibility.

Hematoma - Tumor-like mass produced by an accumulation of coagulated blood in a cavity.

Hyperextensions - Extreme extension of a limb or body part.

Inflammation - The body's natural response to injury in which the injury site might display various degrees of pain, swelling, heat, redness, and/or loss of function.

Ligament - Band of fibrous tissue that connects bone to bone or bone to cartilage and supports and strengthens joints.

Magnetic Resonance Imaging (MRI) - Imaging procedure in which a radio frequency pulse causes certain electrical elements of the injured tissue to react to this pulse and through this process a computer display and permanent film establish a visual image. MRI does not require radiation and is very useful in the diagnosis of soft tissue, disc, and meniscus injuries.

Medial Collateral Ligament (MCL) - Ligament of the knee along the medial aspect that connects the femur to the joint, stabilizing the knee joint.

Meniscus - Crescent shaped cartilage, usually pertaining to the knee joint; also known as cartilage. There are two menisci in the knee, medial and lateral. These work to absorb weight within the knee and provide stability.

Metacarpals - Five long bones of the hand, running from the wrist to the fingers.

Metatarsals - Five long bones of the foot, running from the ankle to the toes.

Myositis - Inflammation of a muscle.

Patella - The kneecap. The patella functions to protect the distal end of the femur as well as increase the mechanical advantage and force generating capacities of the quadriceps muscle group.

Posterior Cruciate Ligament (PCL) - A primary stabilizing ligament of the knee that provides significant stability and prevents displacement of the tibia backward within the knee joint. A complete tear of this ligament necessitating reconstruction could require up to 12 months of rehabilitation.

Quadricep Muscles ("Quads") - A group of four muscles of the front thigh that run from the hip and form a common tendon at the patella; they are responsible for knee extension.

Reconstruction - Surgical rebuilding of a joint using natural, artificial or transplanted materials.

Rotator Cuff - Comprised of four muscles in the shoulder area that can be irritated by overuse. The muscles are the supraspinatus (most commonly injured), infra-spinatus, teres minor, and subscapularis.

Sacrum - Group of five fused vertebrae located just below the lumbar vertebrae of the low back.

Scapula - Shoulder blade.

Sciatica - Irritation of the sciatic nerve resulting in pain of tingling running down the inside of the leg.

Sciatic Nerve - Major nerve that carries impulses for muscular action and sensations between the low back and thigh and lower leg; it is the longest nerve in the body.

Shin splint - A catch-all syndrome describing pain in the shin that is not a fracture or tumor and cannot be defined otherwise.

Spleen - Large, solid organ responsible for the normal production and destruction of blood cells.

Spondylitis - Inflammation of one or more vertebrae.

Sprain - Injury resulting from a stretch or twist of the joint and causes various degrees of stretch or tear of a ligament or other soft tissue at the joint.

Strain - Injury resulting from a pull or torsion to the muscle or tendon that causes various degrees of stretch or tear to the muscle or tendon tissue.

Stress Fracture - A hair-line type of break in a bone caused by overuse.

Subluxation - Partial dislocation of a joint. The term usually implies that the joint can return to its normal position without formal reduction.

Talus - The ankle bone that articulates with the tibia and fibula to form the ankle joint.

Tarsals - Group of seven bones of the foot consisting of the calcaneous, navicular, talus, cuboid and three cuneiform bones.

Tendonitis - Inflammation of the tendon and/or tendon sheath, caused by chronic overuse or sudden injury.

Tendon - Tissue that connects muscle to bone.

Tibia - Larger of the two bones of the lower leg and is the weight-bearing bone of the shin.

Transverse Process - Small lateral projection off the right side and left side of each vertebrae that functions as an attachment site for muscles and ligaments of the spine.

Triceps - Muscle of the back of the upper arm, primarily responsible for extending the elbow.

Ulna - Forearm bone that runs from the tip of the elbow to the little finger side of the wrist.

Ulnar Nerve - Nerve in elbow commonly irritated from excessive throwing.


Ultrasound - An electronic modality that transmits a sound wave through an applicator into the skin to the soft tissue in order to heat the local area for relaxing the injured tissue and/or disperse edema.

"Wind Knocked Out" - Syndrome describing a contraction of the abdominal nerve trunk, the solar plexus, as a result of an abdominal contusion.

SABRE FACT

Rene Robert's October 1994 induction rounds out "The French Connection's" membership in the Greater Buffalo Sports Hall of Fame. Other Sabre honorees include Danny Gare, Seymour H. Knox, III, and Northrup R. Knox.

THE PLAYERS



THE PLAYERS

TRAINING CAMP ROSTER

FORWARDS	POS	HGT	WGT	S	BIRTHPLACE	DATE	93-94 TEAM	G	A	PTS
Ambroziak, Peter	LW	6-0	206	L	Toronto, Ontario	9-15-71	Rochester	3	4	7
Audette, Donald	RW	5-8	175	R	Laval, Quebec	9-23-69	Buffalo	29	30	59
Barnaby, Matthew	LW	6-0	170	L	Ottawa, Ontario	5-4-73	Rochester	10	32	42
Barrie, Mike	C	6-1	170	R	Kelowna, BC	3-16-74	Seattle	24	28	52
Bavis, Mike	RW	6-0	180	R	Roslindale, MA	3-13-70	Rochester	3	11	14
Brown, Curtis	C	6-0	182	L	Unity, Saskatchewan	2-12-76	Moose Jaw	27	38	65
Dawe, Jason	LW	5-10	195	L	North York, Ontario	5-29-73	Rochester	22	14	36
Gordiouk, Viktor	LW	5-10	176	R	Odintsovo, Sov. U.	4-11-70	Rochester	28	39	67
Hannan, Dave	C	5-10	180	L	Sudbury, Ontario	11-26-61	Buffalo	6	15	21
Hawerchuk, Dale	C	5-11	190	L	Toronto, Ontario	4-4-63	Buffalo	35	51	86
Khmylev, Yuri	LW	6-1	189	R	Moscow, Soviet Un.	8-9-64	Buffalo	27	31	58
LaFontaine, Pat	C	5-10	180	R	St. Louis, Missouri	2-22-65	Buffalo	5	13	18
Macdonald, Doug	LW	6-0	192	L	Assiniboia, Sask.	2-8-69	Rochester	25	19	44
May, Brad	LW	6-1	210	L	Toronto, Ontario	11-29-71	Buffalo	18	27	45
McCarthy, Brian	C	6-2	190	L	Salem, Mass.	12-6-71	St. Lawrence	12	15	27
McClelland, Kevin	RW	6-2	205	R	Oshawa, Ontario	7-4-62	Moncton	3	5	8
Mogilny, Alexander	RW	5-11	187	L	Khabarovsk, Sov.U.	2-18-69	Buffalo	32	47	79
Moore, Barrie	LW	5-11	175	L	London, Ontario	5-22-75	Sudbury	36	49	85
Nichol, Scott	C	5-8	160	R	Edmonton, Alberta	12-31-74	Portland	40	53	93
Petrenko, Sergei	LW	5-11	167	L	Kharkov, Soviet U.	9-10-68	Rochester	16	15	31
Plante, Derek	C	5-11	180	L	Cloquet, Minnesota	1-17-71	Buffalo	21	35	56
Polak, Mark	C	6-0	188	R	Edmonton, Alberta	5-16-76	Medicine Hat	20	26	46
Presley, Wayne	RW	5-11	180	R	Dearborn, Michigan	3-23-65	Buffalo	17	8	25
Primeau, Wayne	C	6-3	193	L	Scarborough, ONT	6-4-76	Owen Sound	25	50	75
Ray, Rob	LW	6-0	203	L	Belleville, Ontario	6-8-68	Buffalo	3	4	7
Rushforth, Paul	C	6-0	189	R	Prince George, B.C.	4-22-74	Belleville	28	35	63
Safarik, Richard	LW	6-3	194	L	Nova Zausky	2-26-75	Hull	7	14	21
Simon, Todd	C	5-10	188	R	Toronto, Ontario	4-21-72	Rochester	33	52	85
Simpson, Craig	LW	6-2	195	R	London, Ontario	2-15-67	Buffalo	8	8	16
Sweeney, Bob	C	6-3	200	R	Concord, Mass.	1-25-64	Buffalo	11	14	25
Thomas, Scott	RW	6-2	195	R	Buffalo, New York	1-18-70	Buffalo	2	2	4
Volkov, Mikhail	RW	5-10	174	R	Voronezh, Soviet U.	3-9-72	Rochester	12	26	38
Webb, Steve	RW	5-11	205	R	Peterborough, ONT	4-30-75	Windsor/Pete.	6	16	22
Westerby, Bob	LW	6-1	195	L	Kelowna, B.C.	10-29-75	Kamloops	6	9	15
Wood, Randy	LW	6-0	195	L	Princeton, N.J.	10-12-63	Buffalo	22	16	38
Young, Jason	LW	5-10	190	L	Sudbury, Ontario	12-16-72	Rochester	17	26	43

TRAINING CAMP ROSTER


DEFENSEMEN	POS	HGT	WGT	S	BIRTHPLACE	DATE	93-94 TEAM	G	A	PTS
Astley, Mark	D	5-11	185	L	Calgary, Alberta	3-30-69	Cdn. Nat'l.	4	9	13
Benazic, Cal	D	6-3	187	L	Mackenzie, B.C.	9-29-75	Medicine Hat	2	15	17
Bodger, Doug	D	6-2	213	L	Chernainus, B.C.	6-18-66	Buffalo	7	32	39
Boucher, Philippe	D	6-2	188	R	St. Apoll., Quebec	3-24-73	Buffalo	6	8	14
Cooper, David	D	6-2	204	L	Ottawa, Ontario	11-2-73	Rochester	10	25	35
Copeland, Todd	D	6-2	210	L	Ridgewood, N.J.	5-18-67	Moncton	4	17	21
Gladney, Jason	D	5-11	198	L	Toronto, Ontario	1-26-74	Kitchener	18	74	92
Hrdy, Shane	D	6-1	200	R	Brandon, Manitoba	11-8-75	Prince Albert	7	26	33
Houda, Doug	D	6-2	190	R	Blairmore, Alberta	6-3-66	Hart./L.A.	2	6	8
Klimentiev, Sergei	D	5-11	200	L	Kiev, Ukraine	4-5-75	Medicine Hat	16	26	42
Melanson, Dean	D	5-11	211	R	Antigonish, NS	11-19-73	Rochester	1	21	22
Millar, Craig	D	6-2	200	L	Winnipeg, Manitoba	7-12-76	Swift Current	2	9	11
Muni, Craig	D	6-3	208	L	Toronto, Ontario	7-19-62	Chi./Buf.	2	12	14
Ndur, Rumun	D	6-2	200	L	Zaria, Nigeria	7-7-75	Guelph	6	33	39
Nedoma, Milan	D	5-10	176	L	Brno, Czech.	3-29-72	Stadion Hradec	11	7	18
Smehlik, Richard	D	6-3	208	L	Ostrava, Czech.	1-23-70	Buffalo	14	27	41
Sutton, Ken	D	6-0	198	L	Edmonton, Alberta	11-5-69	Buffalo	4	20	24
Svoboda, Petr	D	6-1	175	L	Most, Czech.	2-14-66	Buffalo	2	14	16
Tsygurov, Denis	D	6-3	198	L	Chelyabinsk, Sov.U	2-26-71	Rochester	1	10	11
Wiemer, Jim	D	6-4	216	L	Sudbury, Ontario	1-9-61	Providence	5	12	17
Williamson, Mike	D	6-1	200	R	Wetaskiwin, Alberta	2-22-73	Portland	2	19	35
Wright, Shayne	D	6-0	189	L	Welland, Ontario	6-30-75	Owen Sound	11	24	35

GOALTENDERS	POS	HGT	WGT	C	BIRTHPLACE	DATE	93-94 TEAM	GP	MIN	GAA
Fuhr, Grant	G	5-9	190	R	Spruce Grove, Alta	9-28-62	Buffalo	32	1726	3.68
Hasek, Dominik	G	5-11	168	L	Pardubice, Czech.	1-29-65	Buffalo	58	3358	1.95
Ketterer, Markus	G	5-11	165	L	Helsinki, Finland	8-23-67	Rochester	32	1775	3.72
Plouffe, Steve	G	5-11	167	L	Laval, Quebec	11-23-75	Granby	46	2492	4.14
Shields, Steve	G	6-3	210	L	Toronto, Ontario	7-19-72	U of Michigan	36	1961	2.66
Walker, Mike	G	5-9	172	L	Beaverlodge, Alta.	12-22-74	Regina	56	2961	4.19

G.M./Head Coach: John Muckler S - Shoots
 Assistant Coaches: Don Lever, John Tortorella C - Catches
 Head Athletic Trainer: Jim Pizzutelli
 Goaltender Consultant: Mitch Korn
 Trainer: Rip Simonick
 Equipment Supervisor: George Babcock

PLAYING RECORD


Year	Team	League	REGULAR SEASON					PLAYOFFS				
			GP	G	A	PTS	PIM	GP	G	A	PTS	PIM
1986-87	Laval	QMJHL	66	17	22	39	36	14	2	6	8	10
1987-88	Laval	QMJHL	63	48	61	109	56	14	7	12	19	20
1988-89	Laval	QMJHL	70	76	85	161	123	17	17	12	29	43
1989-90	Rochester	AHL	70	42	46	88	78	15	9	8	17	29
	Buffalo	NHL	0	0	0	0	0	2	0	0	0	0
1990-91	Rochester	AHL	5	4	0	4	2	—	—	—	—	—
	Buffalo	NHL	8	4	3	7	4	—	—	—	—	—
1991-92	Buffalo	NHL	63	31	17	48	75	—	—	—	—	—
1992-93	Buffalo	NHL	44	12	7	19	51	8	2	2	4	6
	Rochester	AHL	6	8	4	12	10	—	—	—	—	—
1993-94	Buffalo	NHL	77	29	30	59	41	7	0	1	1	6
NHL TOTALS			192	76	57	133	171	17	2	3	5	12
TOTALS AS A SABRE			192	76	57	133	171	17	2	3	5	12



DONALD AUDETTE

DONALD AUDETTE

28



HOW ACQUIRED: Buffalo's ninth round draft choice (183rd overall) in 1989.

1993-94: Set a new personal season high for power play goals (16) and games played (77) in a season...Scored 17 goals in 32 games from January 30 to April 12...Scored his first career Sabre/NHL shorthanded goal October 9...Had a seven-game point-scoring streak from January 27 to February 8 (4-5-9)... Scored the game's only goal in Buffalo's 1-0 win over visiting Montreal on April 8 (just the eighth regular season game in Sabre history to end with that score)...Multiple point games: 11...Games missed to injury: 3.

CAREER: Won the Fred T. Hunt Memorial Trophy as the Sabres' rookie of the year in 1991-92...In his first NHL season, Donald was seventh in points, third in goals and tied for first in power play goals among rookies...Led the team with six game-winning goals (two in overtime) in his rookie year...Is tied for fourth on Sabres' one-season list of goals by a rookie...Is 24th on the Sabres' all-time goal-scorers list...Is 35th on the list of all-time Sabre point-getters...In 1989-90, he was named to the first AHL All-Star team and won the Dudley "Red" Garrett Award as the AHL's rookie of the year...Was second on the Amers in scoring in 1989-90, and was the team's VP Supply Most Popular Player... Was a first team All-Star in the QMJHL in 1988-89, and won the Guy Lafleur Trophy that season as the league's Most Valuable Player in the playoffs.

93-94 MILESTONE: Registered his 100th Sabre/NHL point January 11, 1994 at Chicago.

CAREER SCORING VS.:

Team	GP	G	A	PTS	PIM	Team	GP	G	A	PTS	PIM	Team	GP	G	A	PTS	PIM
Ana.	2	0	3	3	0	L.A.	7	3	1	4	6	Que.	12	5	4	9	9
Bos.	14	6	5	11	11	MIL.	15	7	4	11	14	S.J.	5	5	2	7	4
Cgy.	6	2	3	5	17	N.J.	10	3	3	6	4	Stl.	6	2	2	4	4
Chi.	5	3	2	5	8	NYI.	10	6	1	7	4	T.B.	5	2	2	4	2
Dal.	5	1	1	2	2	NYR.	10	4	5	9	8	Tor.	3	3	0	3	4
Del.	5	2	2	4	6	Ott.	9	3	2	5	12	Van.	6	2	3	5	0
Edm.	6	0	2	2	19	Phi.	8	1	3	4	2	Wsh.	9	2	3	5	6
Fla.	4	5	1	6	4	Pit.	11	2	1	3	4	Wpg.	5	2	1	3	7
Hid.	14	5	1	6	14												

RIGHT WING


- Born:** Laval, Quebec
September 23, 1969
- Height:** 5'8"
- Weight:** 175
- Shoots:** Right
- Last Amateur Club:**
Laval Titans

PERSONAL: Donald and his wife Manon have one child, daughter Katherine. They live in East Amherst... Is a fan of actor Sylvester Stallone... Considers Martin Brodeur the toughest NHL goalie to play against right now... His favorite athlete in any sport is Former NHLer Guy Lafleur... Favorite food is steak.



PLAYING RECORD


Year	Team	League	REGULAR SEASON					PLAYOFFS				
			GP	G	A	PTS	PIM	GP	G	A	PTS	PIM
1982-83	Kamloops	WHL	72	26	66	92	98	7	0	5	5	2
1983-84	Kamloops	WHL	70	21	77	98	90	17	2	15	17	12
1984-85	Pittsburgh	NHL	65	5	26	31	67	—	—	—	—	—
1985-86	Pittsburgh	NHL	79	4	33	37	63	—	—	—	—	—
1986-87	Pittsburgh	NHL	76	11	38	49	52	—	—	—	—	—
1987-88	Pittsburgh	NHL	69	14	31	45	103	—	—	—	—	—
1988-89	Pittsburgh	NHL	10	1	4	5	7	—	—	—	—	—
	Buffalo	NHL	61	7	40	47	52	5	1	1	2	11
1989-90	Buffalo	NHL	71	12	36	48	64	6	1	5	6	6
1990-91	Buffalo	NHL	58	5	23	28	54	4	0	1	1	0
1991-92	Buffalo	NHL	73	11	35	46	108	7	2	1	3	2
1992-93	Buffalo	NHL	81	9	45	54	87	8	2	3	5	0
1993-94	Buffalo	NHL	75	7	32	39	76	7	0	3	3	6
NHL TOTALS			718	86	343	429	733	37	6	14	20	25
TOTALS AS A SABRE			419	51	211	262	441	37	6	14	20	25



DOUG BODGER

DOUG BODGER

80



HOW ACQUIRED: Came to the Sabres with Darrin Shannon on November 12, 1988 in a trade with Pittsburgh for Tom Barrasso and a third round draft choice in 1990 (Joe Dziedzic).

1993-94: Had a four-game point-scoring streak as well as four three-game point-scoring streaks...Scored his first career shorthanded goal March 6...Buffalo was 5-1-0 when Doug scored a goal...Multiple point games: 6...Games missed to injury: 7.

CAREER: First round draft choice (ninth overall) of the Penguins in 1984...Is 20th on the all-time list of games played by a Sabre...Ranks 22nd on the Sabres' all-time (points) scoring list and 33rd in Buffalo's all-time goal scoring...His Kamloops team won the WHL championship in 1984... Was on the WHL's second all-star team in 1982-83 and the league's first all-star team in 1983-84...Played for Canada in the 1987 and 1989 World Championships.

93-94 MILESTONES: Recorded his 400th NHL point Nov. 13 at Philadelphia... Recorded his 200th assist as a Sabre Feb. 4 at Florida... Played in his 400th game as a Sabre Mar. 2 in Ottawa... Played in his 700th NHL game Mar. 4 vs. Pittsburgh.

CAREER SCORING VS.:

(Regular season/as a Sabre only)

Team	GP	G	A	PTS	PIM	Team	GP	G	A	PTS	PIM	Team	GP	G	A	PTS	PIM
Ana.	2	0	0	0	2	L.A.	15	1	10	11	14	Que.	39	5	21	26	58
Bos.	36	4	22	26	44	Mtl.	37	4	15	19	42	S.J.	6	2	3	5	8
Cgy.	12	1	7	8	10	N.J.	16	4	9	13	8	Stl.	16	1	6	7	4
Chi.	14	1	4	5	16	NYL	17	3	7	10	4	T.B.	6	0	0	0	2
Dal.	14	2	5	7	18	NYR.	19	3	13	16	12	Tor.	13	4	3	7	16
Det.	13	1	5	6	18	Otl.	11	1	6	7	14	Van.	14	1	10	11	12
Edm.	13	1	5	6	24	Phi.	15	2	10	12	18	Wsh.	16	2	6	8	14
Fla.	4	0	3	3	2	Pit.	18	2	13	15	18	Wpg.	13	1	3	4	8
Hfd.	40	5	25	30	55												

DEFENSE

Born: Chemainus, B.C.
June 18, 1966

Height: 6'2"

Weight: 213

Shoots: Left


Last Amateur Club:
Kamloops Junior Oilers

PERSONAL: He and his wife Tracey have one son, Ryne, and one daughter, Rachel... Considers his first NHL game as his most memorable hockey moment... Doug's favorite athlete (in any sport) is baseball's Ken Griffey Jr., though his favorite sport to watch (other than hockey) is football... L.A.'s Great Western Forum is his favorite NHL rink to play in... Works with the Children's Hospital of Buffalo.



PLAYING RECORD


Year	Team	League	REGULAR SEASON				PLAYOFFS					
			GP	G	A	PTS	PIM	GP	G	A	PTS	PIM
1989-90	Ste. Foy	AAA	33	18	47	65	64	—	—	—	—	—
1990-91	Granby	QMJHL	69	21	46	67	92	—	—	—	—	—
1991-92	Granby	QMJHL	49	22	37	59	47	—	—	—	—	—
	Laval	QMJHL	16	7	11	18	36	10	5	6	11	8
1992-93	Buffalo	NHL	18	0	4	4	14	—	—	—	—	—
	Rochester	AHL	5	4	3	7	8	3	0	1	1	2
	Laval	QMJHL	16	12	15	27	37	13	6	15	21	12
1993-94	Buffalo	NHL	38	6	8	14	29	7	1	1	2	2
	Rochester	AHL	31	10	22	32	51	—	—	—	—	—
NHL TOTALS			56	6	12	18	43	7	1	1	2	2
TOTALS AS A SABRE			56	6	12	18	43	7	1	1	2	2



PHILIPPE BOUCHER

PHILIPPE BOUCHER

4



HOW ACQUIRED: First round draft choice (13th overall) of the Sabres in 1991.

1993-94: Split the season between Buffalo and Rochester... Scored his first Sabre/NHL goal Oct. 18 vs. Detroit... Registered his first Sabre/NHL two-goal game Mar. 2 in Ottawa... Multiple point games (with Buffalo): 3... The AHL Rookie of the Week for the period ending Feb. 10... Rochester's recipient of the Rookie of the Year award.

CAREER: Made his Sabre/NHL debut on Oct. 8, 1992 ... Recorded his first Sabre/NHL point (assist) three nights later ... Considered one of the best offensive talents among defensemen in the 1991 draft ... Won the Rookie of the Year Award for all of Canadian junior hockey in 1990-91 ... Finished second to Eric Lindros in voting for the CHL Top Draft Prospect Award ... Second team all-star in the Quebec Hockey League in 1991 and 1992 ... Only rookie to play in the OHL/QMJHL All-Star Game (1991) ... Won the Michael Bossy Trophy as the top rookie prospect in the QMJHL.

CAREER SCORING VS.:

Team	GP	G	A	PTS	PIM	Team	GP	G	A	PTS	PIM	Team	GP	G	A	PTS	PIM
Ara.	1	0	0	0	2	L.A.	1	0	0	0	2	Que.	6	2	1	3	4
Bos.	4	0	3	3	2	Mil.	2	0	2	2	0	S.J.	1	0	0	0	2
Cgy.	2	1	0	1	2	N.J.	1	0	1	1	0	Stl.	1	0	1	1	0
Chi.	1	0	0	0	0	NYL	3	0	0	0	0	T.B.	3	0	0	0	0
Dal.	—	—	—	—	—	NYR.	3	0	0	0	4	Tor.	1	0	0	0	0
Del.	1	1	1	2	0	Oil.	7	2	2	4	13	Van.	1	0	0	0	0
Edm.	2	0	0	0	2	Phi.	1	0	0	0	0	Wsh.	2	0	1	1	0
Fla.	1	0	0	0	0	Pit.	5	0	0	0	2	Wpg.	—	—	—	—	
Hfd.	6	0	0	0	8												

DEFENSE

Born: St. Appollinaire, Quebec
March 24, 1973

Height: 6'3"

Weight: 188

Shoots: Right


Last Amateur Club: Laval Titans

PERSONAL: Single ... Hosted a golf tournament in his hometown this summer.



PLAYING RECORD


Year	Team	League	REGULAR SEASON					PLAYOFFS				
			GP	G	A	PTS	PIM	GP	G	A	PTS	PIM
1989-90	Peterborough	OHL	50	15	18	33	19	12	4	7	11	4
1990-91	Peterborough	OHL	66	43	27	70	43	4	3	1	4	0
1991-92	Peterborough	OHL	66	53	55	108	55	4	5	0	5	0
1992-93	Peterborough	OHL	59	58	68	126	80	21	18	33	51	18
	Rochester	AHL	0	0	0	0	0	3	1	0	1	0
1993-94	Buffalo	NHL	32	6	7	13	12	6	0	1	1	6
	Rochester	AHL	48	22	14	36	44	-	-	-	-	-
NHL TOTALS			32	6	7	13	12	6	0	1	1	6
TOTALS AS A SABRE			32	6	7	13	12	6	0	1	1	6



JASON DAWE

JASON DAWE

43



HOW ACQUIRED: Second round draft choice (35th overall) of the Sabres in 1991.

1993-94: Split the season between Buffalo and Rochester ... Picked up his first Sabre/NHL point in his first Sabre/NHL game (assist - Jan. 27 vs. Washington) ... Scored his first Sabre/NHL goal Jan. 30 ... Recorded his first Sabre/NHL multiple-goal and multiple-point game Mar. 25 with two scores against Hartford ... Buffalo was 20-9-3 with Jason in the lineup ... Multiple point games (with Buffalo): 2.

CAREER: Member of the OHL Third All-Star Team in 1991-92 ... CHL Second Team All-Star right wing in 1992-93. Also named to the OHL First All-Star team following that season ... The OHL's leading scorer in the playoffs in 1993 ... Finished sixth in the 1992-93 regular season in overall OHL scoring ... Was selected to represent Canada in the 1993 IIHF World Junior Hockey Championships in Sweden ... On Feb. 18, 1993, Jason became the Peterborough Petes' all-time points leader with 313 (162 goals, 151 assists in 231 games during his four years there). One night earlier, he had become the first player in Petes history to notch 50 goals in less than 50 games, scoring his 50th in his 48th game.

PERSONAL: Single ... Jason has one sister ... His favorite NHL rink to play in is Boston Garden ... Enjoys rock, country, and dance music ... Likes to watch golf and baseball ... His most memorable hockey moment was assisting on Dave Hannan's goal in the fourth overtime of the playoff game vs. New Jersey (Game Six, Eastern Conference Quarterfinals, Apr. 27, 1994) ... Started playing hockey at age 4.


LEFT WING

- **Born:** May 29, 1973
North York, Ontario
- **Height:** 5'10"
- **Weight:** 195
- **Shoots:** Left
- **Last Amateur Club:**
Peterborough Petes



PLAYING RECORD


Year	Team	League	REGULAR SEASON				PLAYOFFS					
			GP	MIN	GA	SO	AVG	GP	MIN	GA	SO	AVG
1979-80	Victoria	WHL	43	2488	130	2	3.14	8	465	22	0	2.84
1980-81	Victoria	WHL	59	3448	160	4	2.78	15	899	45	1	3.00
1981-82	Edmonton	NHL	48	2847	157	0	3.31	5	309	26	0	5.05
1982-83	Moncton	AHL	10	604	40	0	3.98	—	—	—	—	—
	Edmonton	NHL	32	1803	129	0	4.29	1	11	0	0	0.00
1983-84	Edmonton	NHL	45	2625	171	1	3.91	16	883	44	1	2.99
1984-85	Edmonton	NHL	46	2559	165	1	3.87	18	1064	55	0	3.10
1985-86	Edmonton	NHL	40	2184	143	0	3.93	9	541	28	0	3.11
1986-87	Edmonton	NHL	44	2388	137	0	3.44	19	1148	47	0	2.46
1987-88	Edmonton	NHL	75	4304	246	4	3.43	19	1136	55	0	2.90
1988-89	Edmonton	NHL	59	3341	213	1	3.83	7	417	24	1	3.45
1989-90	Edmonton	NHL	21	1081	70	1	3.89	—	—	—	—	—
	Cape Breton	AHL	2	120	6	0	3.01	—	—	—	—	—
1990-91	Edmonton	NHL	13	778	39	1	3.01	17	1019	51	0	3.00
	Cape Breton	AHL	4	240	17	0	4.25	—	—	—	—	—
1991-92	Toronto	NHL	66	3774	230	2	3.66	—	—	—	—	—
1992-93	Toronto	NHL	29	1665	87	1	3.14	—	—	—	—	—
	Buffalo	NHL	29	1694	98	0	3.47	8	474	27	1	3.42
1993-94	Buffalo	NHL	32	1726	106	2	3.68	—	—	—	—	—
	Rochester	AHL	5	310	10	0	1.94	—	—	—	—	—
NHL TOTALS			579	32769	1991	14	3.65	119	7002	357	3	3.06
TOTALS AS A SABRE			61	3420	204	2	3.58	8	474	27	1	3.42



GRANT FUHR

GRANT FUHR

31



HOW ACQUIRED: Traded to Buffalo by Toronto along with (Buffalo's option of) a fifth round selection in 1995 or the Leafs' sixth round pick in 1994 for Dave Andreychuk, Daren Puppa, and the Sabres' first round draft choice in 1993 (Kenny Jonsson).

1993-94: Teamed with Dominik Hasek to win the Jennings Trophy for the lowest goals-against during the regular season (218) ... Played 16 of the team's first 21 games of the season ... Posted his first regular season shutout as a Sabre on Nov. 19 ... Underwent an arthroscopic examination (particles were removed from under the left knee cap) on Dec. 22 after having suffered an injury Nov. 24 ... His four assists are tied for the second most by a Sabre goaltender in one season (multiple times) ... Games missed to injury: 24 ... Goals For Average: 3.68 ... Shots Against Average: 31.5.

CAREER: Is 13th on the NHL's All-Time Win Leaders list with 288 (one behind Ed Giacomin) and second among active netminders ... Is tied for tenth on the list of active shutout leaders with 14 ... Edmonton's first choice (eighth overall) in the 1981 Entry Draft ... Won the Vezina Trophy in 1987-88 ... Named to the NHL's first All-Star team in 1987-88 and the second team in 1981-82 ... Holds the NHL record for most games played by a goaltender in a single season, appearing in 75 games in 1987-88 ... Holds the NHL record for points in one season by a goaltender, registering 14 (assists) in 1983-84 ... Has appeared in six NHL All-Star games and he was a member of Team NHL in Rendez-Vous '87 ... Participated in the Canada Cup in 1984 & 1987 ... A member of five Stanley Cup winners with Edmonton, which he considers his most memorable hockey moment ... A member of the WHL First All-Star Team in both 1980 and 1981 ... The WHL Rookie of the Year in 1980 ... Career shutouts: 14 (two as a Sabre).

YEARLY WON-LOST-TIED RECORD

Season	Team	REGULAR SEASON			PLAYOFFS		
		W	L	T	W	L	T
1979-80	Victoria	30	12	0	5	3	
1980-81	Victoria	48	9	1	12	3	
1981-82	Edmonton	28	5	14	2	3	
1982-83	Moncton	4	5	1			
	Edmonton	13	12	5	0	0	
1983-84	Edmonton	30	10	4	11	4	
1984-85	Edmonton	26	8	7	15	3	
1985-86	Edmonton	29	8	0	5	4	
1986-87	Edmonton	22	13	3	14	5	
1987-88	Edmonton	40	24	9	16	2	
1988-89	Edmonton	23	26	6	3	4	
1989-90	Edmonton	9	7	3			
	Cape Breton	2	0	0			
1990-91	Edmonton	6	4	3	8	7	
	Cape Breton	2	2	0			
1991-92	Toronto	25	33	5			
1992-93	Toronto	13	9	4			
	Buffalo	11	15	2	3	4	
1993-94	Buffalo	13	12	3			
	Rochester	3	0	2			
NHL TOTALS		288	186	68	77	36	
TOTALS AS A SABRE		24	27	5	3	4	

GOALTENDER


- Born:** Spruce Grove, Alberta
September 28, 1962
- Height:** 5'9"
- Weight:** 190
- Catches:** Right
- Last Amateur Club:** Victoria (WHL)

PERSONAL: Grant has four children: Rochelle, Janine, R.J., and Kendyl ... An avid golfer ... His favorite NHL rink to play in is Boston Garden ... Considers Wayne Gretzky the toughest shooter to face right now in the NHL ... His favorite non-hockey sports team is the Green Bay Packers and his favorite color is green ... Enjoys dance music.



PLAYING RECORD

Year	Team	League	REGULAR SEASON					PLAYOFFS				
			GP	G	A	PTS	PIM	GP	G	A	PTS	PIM
1979-80	S.S. Marie	OHA	28	11	10	21	31	—	—	—	—	—
	Brantford	OHA	25	5	10	15	26	—	—	—	—	—
1980-81	Brantford	OHA	56	46	35	81	155	6	2	4	6	20
1981-82	Pittsburgh	NHL	1	0	0	0	0	—	—	—	—	—
	Erie	AHL	76	33	37	70	129	—	—	—	—	—
1982-83	Pittsburgh	NHL	74	11	22	33	127	—	—	—	—	—
	Baltimore	AHL	5	2	2	4	13	—	—	—	—	—
1983-84	Pittsburgh	NHL	24	2	3	5	33	—	—	—	—	—
	Baltimore	AHL	47	18	24	42	98	10	2	6	8	27
1984-85	Pittsburgh	NHL	30	6	7	13	43	—	—	—	—	—
	Baltimore	AHL	49	20	25	45	91	—	—	—	—	—
1985-86	Pittsburgh	NHL	75	17	18	35	91	—	—	—	—	—
1986-87	Pittsburgh	NHL	58	10	15	25	56	—	—	—	—	—
1987-88	Pittsburgh	NHL	21	4	3	7	23	—	—	—	—	—
	Edmonton	NHL	51	9	11	20	43	12	1	1	2	8
1988-89	Pittsburgh	NHL	72	10	20	30	157	8	0	1	1	4
1989-90	Toronto	NHL	39	6	9	15	55	3	1	0	1	4
1990-91	Toronto	NHL	74	11	23	34	82	—	—	—	—	—
1991-92	Toronto	NHL	35	2	2	4	16	—	—	—	—	—
	Can. National		3	0	0	0	2	—	—	—	—	—
	Can. Olympic		8	3	5	8	8	—	—	—	—	—
	Buffalo	NHL	12	2	4	6	48	7	2	0	2	2
1992-93	Buffalo	NHL	55	5	15	20	43	8	1	1	2	18
1993-94	Buffalo	NHL	83	6	15	21	53	7	1	0	1	6
NHL TOTALS			704	101	167	268	870	45	6	3	9	42
TOTALS AS A SABRE			150	13	34	47	144	22	4	1	5	26




DAVE HANNAN

DAVE HANNAN

14

HOW ACQUIRED: Came to the Sabres on Mar. 10, 1992 from Toronto for a fifth round draft choice (Chris Deruiter) in 1992.

1993-94: Will be best remembered for scoring the game's only goal (which he considers one of his most memorable hockey moments) in the sixth longest game in NHL playoff history when he won the sixth game of the Eastern Conference Quarter Final playoff series for Buffalo against visiting New Jersey 5:43 into the fourth overtime...Will bring a consecutive games played streak of 76 into the 1994-95 regular season...Had a three-game point-scoring streak Mar. 6 to Mar. 9 and tallied nine points through the 18 games Feb. 11 to Mar. 20...Finished third in the league in short-handed assists (5) and was tied for third in short-handed points (8). His three SHG tied his personal high for one season...38.1 percent of his points were amassed while the team was short-handed...Multiple point games: 2...Games missed to injury: 0.



CAREER: Pittsburgh's 10th round draft choice (196th overall) in 1981...Played with Doug Bodger in Pittsburgh in the mid-1980's...Traded to Edmonton by Pittsburgh with Craig Simpson, Moe Mantha, and Chris Joseph for Paul Coffey, Dave Hunter, and Wayne Van Dorp on November 24, 1987...Played under John Muckler for the 1988 Stanley Cup champion Edmonton Oilers... Claimed by Pittsburgh in 1988 Waiver Draft, and taken by Toronto in 1989 Waiver Draft...Won a silver medal at the 1992 Olympics while playing for Canada...Had an assist in his first game as a Sabre.

93-94 MILESTONES: Played in his 100th game as a Sabre on Dec. 19...Scored his 100th NHL goal on Mar. 8...Played in his 700th NHL game Apr. 4.

CAREER SCORING VS.:

(Regular season/as a Sabre only)

Team	GP	G	A	PTS	PIM	Team	GP	G	A	PTS	PIM
Ana.	2	0	2	0	0	L.A.	5	0	0	0	2
Bos.	9	2	4	6	6	Mil.	11	1	1	2	8
Cgy.	3	0	1	1	0	N.J.	8	0	1	1	2
Chi.	5	1	1	2	19	NYL	8	0	0	0	19
Dal.	6	0	0	0	10	NYR.	6	1	1	2	4
Det.	4	1	4	5	2	OIL	10	0	6	6	14
Edm.	4	0	2	2	4	Phi.	7	1	2	3	23
Fla.	4	0	0	0	2	Pit.	7	1	0	1	0
Hkd.	10	1	0	1	2	Que.	11	1	4	5	17
						S.J.	3	2	0	2	0
						Sil.	3	0	0	0	4
						T.B.	5	0	2	2	2
						Tor.	3	0	0	0	2
						Van.	5	0	0	0	0
						Wsh.	7	1	2	3	2
						Wpg.	4	0	1	1	0

CENTER

Born: Sudbury, Ontario
November 26, 1961

Height: 5'10"

Weight: 180

Shoots: Left

Last Amateur Club: Brantford


PERSONAL:

Dave and his wife Ginny have two children, Jeffrey and Courtney...Favorite NHL rink to play in is Detroit's Joe Louis Arena...Considers Martin Brodeur the toughest NHL goalie to play against right now...Off-season home: Pittsburgh, PA...Owns Dave Hannan's Hockey Supply there...Enjoys jazz music... Dave's favorite athlete (in any sport) is golfer Greg Norman.



PLAYING RECORD

Year	Team	League	REGULAR SEASON					PLAYOFFS				
			GP	G	A	PTS	PIM	GP	G	A	PTS	PIM
1979-80	Cornwall	QJHL	72	37	66	103	21	18	20	25	45	0
1980-81	Cornwall	QJHL	72	81	102	183	69	19	15	20	35	8
1981-82	Winnipeg	NHL	80	45	58	103	47	4	1	7	8	5
1982-83	Winnipeg	NHL	79	40	51	91	31	3	1	4	5	8
1983-84	Winnipeg	NHL	80	37	65	102	73	3	1	1	2	0
1984-85	Winnipeg	NHL	80	53	77	130	74	3	2	1	3	4
1985-86	Winnipeg	NHL	80	46	59	105	44	3	0	3	3	0
1986-87	Winnipeg	NHL	80	47	53	100	52	10	5	8	13	4
1987-88	Winnipeg	NHL	80	44	77	121	59	5	3	4	7	16
1988-89	Winnipeg	NHL	75	41	55	96	28	—	—	—	—	—
1989-90	Winnipeg	NHL	79	26	55	81	60	7	3	5	8	2
1990-91	Buffalo	NHL	80	31	58	89	32	6	2	4	6	10
1991-92	Buffalo	NHL	77	23	75	98	27	7	2	5	7	0
1992-93	Buffalo	NHL	81	16	80	96	52	8	5	9	14	2
1993-94	Buffalo	NHL	81	35	51	86	91	7	0	7	7	4
NHL TOTALS			1032	484	814	1298	670	66	25	58	83	55
TOTALS AS A SABRE			319	105	264	369	202	28	9	25	34	16



DALE HAWERCHUK

DALE HAWERCHUK

10

HOW ACQUIRED: Came to the Sabres with a first round draft choice in 1990 (Brad May) and future considerations on June 16, 1990 in a trade with Winnipeg for Phil Housley, Scott Arniel, Jeff Parker and a first round draft choice in 1990 (Keith Tkachuk).

1993-94: Led the Sabres in goals, assists, and points, and has now led his team in scoring all but one year that he's played hockey...Also led the team in playoff scoring...Registered his tenth 30-or-more goal season...The Sabres' Met Life Player of the Month for November...Was tied for tenth in the NHL in power play points (41)...Won the team's Punch Imlach Memorial Award (dedication and leadership)...Had two six-game point-scoring streaks and four four-game streaks...The Sabres' Masterton Trophy nominee...Multiple point games: 26...Games missed to injury: 3.


CAREER: Is 12th on Buffalo's All-Time (point) Scorers list, 17th in goals scored, and tied for eighth among career assist leaders...Dale is fourth in career playoff assists by a Sabre and is seventh in career playoff points...First round draft choice (first overall) of the Jets in 1981...The Canadian Major Junior Player of the Year and the QMJHL Player of the Year in 1981 while playing for Cornwall...Won the Calder Trophy (NHL Rookie of the Year) in 1982...Had five assists in one period vs. Los Angeles on Mar. 6, 1984, an NHL record...Runner-up for the Hart Memorial Trophy and selected to the NHL Second All-Star team in 1985...Was a member of Team Canada in the 1987 and 1991 Canada Cup...Was voted the Sabres' Most Valuable Player and won Star of Stars Award in 1990-91...Has played in four NHL All-Star games... Hat tricks: 13 (2 with Buffalo).

93-94 MILESTONES: Recorded his 300th point as a Sabre Nov. 19...Scored his first shorthanded goal as a Sabre on Jan. 12...Played in his 1,000th NHL game on Feb. 4...Registered his 800th NHL assist on Feb. 16...Played in his 300th game as a Sabre on Mar. 2...Scored his 100th goal as a Sabre on Mar. 20.

CAREER SCORING VS.:

(Regular season/as a Sabre only)

Team	GP	G	A	PTS	PIM	Team	GP	G	A	PTS	PIM
Ana.	2	1	1	2	0	L.A.	10	3	6	9	2
Bos.	26	7	14	21	10	Mil.	28	5	25	30	41
Cgy.	9	0	9	9	6	N.J.	13	4	14	18	4
Chi.	10	3	7	10	6	N.Y.	14	5	10	15	4
Dal.	9	2	7	9	4	N.Y.R.	14	4	13	17	2
Det.	10	3	9	12	0	Oil.	12	7	13	20	6
Edm.	10	2	7	9	4	Phi.	13	4	11	15	6
Fla.	4	0	2	2	0	Pit.	15	5	9	14	14
Hid.	29	12	38	50	6	Que.	28	7	28	35	27
						S.J.	7	5	5	10	6
						Stl.	9	6	6	12	4
						T.B.	5	1	2	3	0
						Tor.	9	1	6	7	10
						Van.	10	3	4	7	0
						Wsh.	14	7	10	17	12
						Wpg.	9	8	8	16	28



CENTER

Born: Toronto, Ontario
April 4, 1963

Height: 5'11"

Weight: 190

Shoots: Left

Last Amateur Club: Cornwall Royals


PERSONAL:

He and his wife Crystal have one girl, Alexis, and one son, Eric. The Hawerchuks live in East Amherst...Likes to golf in the off-season...A leading force behind the Round Up for Roswell campaign, Dale contributed \$200.00 per point during the '93-'94 season to the local cancer institute for a total of \$17,200.00.



PLAYING RECORD


Year	Team	League	REGULAR SEASON					PLAYOFFS					
			GP	G	A	PTS	PIM	GP	G	A	PTS	PIM	
1981-82	Calgary	WHL	3	0	0	0	0						
1982-83	Calgary	WHL	71	5	23	28	99	16	1	3	4	44	
1983-84	Calgary	WHL	69	6	30	36	195	4	0	0	0	7	
1984-85	Calgary	WHL	65	20	54	74	182	8	3	4	7	29	
	Kalamazoo	IHL						7	0	2	2	10	
1985-86	Detroit	NHL	6	0	0	0	4						
	Calgary	WHL	16	4	10	14	60						
	Medicine Hat	WHL	35	9	23	32	80	25	4	19	23	64	
1986-87	Adirondack	AHL	77	6	23	29	142	11	1	8	9	50	
1987-88	Detroit	NHL	11	1	1	2	10						
	Adirondack	AHL	71	10	32	42	169	11	0	3	3	44	
1988-89	Detroit	NHL	57	2	11	13	67	6	0	1	1	0	
	Adirondack	AHL	7	0	3	3	8						
1989-90	Detroit	NHL	73	2	9	11	127						
1990-91	Adirondack	AHL	38	9	17	26	67						
	Detroit	NHL	22	0	4	4	43						
	Hartford	NHL	19	1	2	3	41	6	0	0	0	8	
1991-92	Hartford	NHL	56	3	6	9	125	6	0	2	2	13	
1992-93	Hartford	NHL	60	2	6	8	167						
1993-94	Hartford	NHL	7	0	0	0	23						
	Los Angeles	NHL	54	2	6	8	165						
NHL TOTALS			365	13	45	58	772	18	0	3	3	21	



DOUG HOUDA

DOUG HOUDA

6



HOW ACQUIRED: Came to the Sabres on July 26, 1994 in a trade with Los Angeles for Sean O'Donnell.

1993-94: Began the season with Hartford before being traded to the Kings on November 3 (for Marc Potvin)...Picked up an assist in his first game with Los Angeles and proceeded to play in 47 of the next 49 games after his acquisition before a shoulder separation sidelined him for 14 of the final 21 games...Set a personal career high for penalty minutes in one season.

CAREER: Detroit's second round pick (28th overall) in 1984...Played with current NHLer Dana Murzyn on the 1984-85 Calgary Wranglers team (WHL). Doug was a second team All-Star that season...Began playing in the NHL at the age of 19 when he appeared in six of Detroit's first 19 games of the 1985-86 season...Scored his first NHL goal December 9, 1987 vs. St. Louis (for Detroit)...AHL first team All-Star following the 1987-88 season...Traded to Hartford by Detroit on February 20, 1991 for Doug Crossman...Career totals vs. Buffalo: 23 games played, one assist, one point, 104 penalty minutes.

PERSONAL: He and his wife Shelley have a one-year old daughter...Doug enjoys fishing and golf...Considers being drafted as his most memorable hockey moment.


DEFENSE

- **Born:** Blairmore, Alberta
June 3, 1966
- **Height:** 6'2"
- **Weight:** 190
- **Shoots:** Right
- **Last Amateur Club:**
Medicine Hat Tigers



PLAYING RECORD


Year	Team	League	REGULAR SEASON					PLAYOFFS					
			GP	G	A	PTS	PIM	GP	G	A	PTS	PIM	
1981-82	Soviet Wings	USSR	8	2	2	4	2						
1982-83	Soviet Wings	USSR	51	9	7	16	14						
1983-84	Soviet Wings	USSR	43	7	8	15	10						
1984-85	Soviet Wings	USSR	30	11	4	15	24						
1985-86	Soviet Wings	USSR	40	24	9	33	22						
1986-87	Soviet Wings	USSR	40	15	15	30	48						
1987-88	Soviet Wings	USSR	48	21	8	29	46						
1988-89	Soviet Wings	USSR	44	16	18	34	38						
1989-90	Soviet Wings	USSR	44	14	13	27	30						
1990-91	Soviet Wings	USSR	45	25	14	39	26						
1991-92	Soviet Wings	CIS	42	19	17	36	20						
1992-93	Buffalo	NHL	68	20	19	39	28	8	4	3	7	4	
1993-94	Buffalo	NHL	72	27	31	58	49	7	3	1	4	8	
NHL TOTALS			140	47	50	97	77	15	7	4	11	12	
TOTALS AS A SABRE			140	47	50	97	77	15	7	4	11	12	



YURI KHMYLEV

YURI KHMYLEV

13



HOW ACQUIRED: Drafted in the fifth round (108th overall) by the Sabres in 1992.

1993-94: The Sabres' Met Life Player of the Month for January... Finished the regular season with 18 points in his last 16 games and 34 in his last 38... Scored two of the team's four empty-net goals... Buffalo had a .795 winning percentage (17-4-1) when Yuri scored a goal... Had four four-game point-scoring streaks... Was fourth on the team in plus/minus (+13)... Finished third on the team in playoff scoring... Multiple point games: 13... Games missed to injury: 12.

CAREER: Has scored two overtime goals (one regular season, one playoffs), both in his first NHL season... Won a gold medal in the 1992 Olympics playing for the C.I.S. team... Played with Sergei Nemchinov (N.Y. Rangers), Sergei Makarov (San Jose Sharks), and Dmitri Mironov (Toronto Maple Leafs) on the Soviet Wings touring club in the 1989-90 Super Series vs. NHL teams... Hat tricks: 1.

93-94 MILESTONE: Played in his 100th Sabre/NHL game Dec. 31.

CAREER SCORING VS.:

Team	GP	G	A	PTS	PIM	Team	GP	G	A	PTS	PIM	Team	GP	G	A	PTS	PIM
Ana.	2	0	1	1	0	L.A.	3	3	0	3	6	Que.	9	4	5	9	6
Bos.	10	4	2	6	4	Mil.	9	2	6	8	11	S.J.	3	0	2	2	2
Cgy.	4	3	1	4	4	N.J.	6	2	1	3	2	Stl.	4	1	0	1	4
Chi.	4	0	2	2	0	N.Y.	6	1	3	4	4	T.B.	6	0	1	1	2
Dal.	3	1	2	3	0	NYR.	6	5	1	6	4	Tor.	4	0	1	1	0
Det.	4	2	2	4	0	OR.	8	5	3	8	2	Van.	5	1	2	3	0
Edm.	4	0	1	1	4	Ph.	5	1	2	3	6	Wsh.	6	2	2	4	2
Fla.	4	0	2	2	4	Ph.	10	5	3	8	2	Wpg.	3	0	2	2	0
Hfd.	12	5	3	8	8												

LEFT WING


- **Born:** Moscow, Soviet Union
- August 9, 1964
- **Height:** 6'1"
- **Weight:** 189
- **Shoots:** Right
- **Last Amateur Club:** Krylja Sovetov

- **PERSONAL:** Yuri's wife's name is Vera. They have one daughter, Olga.



PLAYING RECORD

Year	Team	League	REGULAR SEASON					PLAYOFFS				
			GP	G	A	PTS	PIM	GP	G	A	PTS	PIM
1982-83	Verdun	QMJHL	70	104	130	234	10	15	11	24	35	4
1983-84	U.S. National	58	56	55	111	22	—	—	—	—	—
		U.S. Olympic	6	5	5	10	0	—	—	—	—	—
1984-85	N.Y. Islanders NHL	15	13	6	19	6	16	3	6	9	8
	 NHL	67	19	35	54	32	9	1	2	3	4
1985-86	N.Y. Islanders NHL	65	30	23	53	43	3	1	0	1	0
1986-87	N.Y. Islanders NHL	80	38	32	70	70	14	5	7	12	10
1987-88	N.Y. Islanders NHL	75	47	45	92	52	6	4	5	9	8
1988-89	N.Y. Islanders NHL	79	45	43	88	26	—	—	—	—	—
1989-90	N.Y. Islanders NHL	74	54	51	105	38	2	0	1	1	0
1990-91	N.Y. Islanders NHL	75	41	44	85	42	—	—	—	—	—
1991-92	Buffalo NHL	57	46	47	93	98	7	8	3	11	4
1992-93	Buffalo NHL	84	53	95	148	63	7	2	10	12	0
1993-94	Buffalo NHL	16	5	13	18	2	—	—	—	—	—
NHL TOTALS			687	391	434	825	472	64	24	34	58	34
TOTALS AS A SABRE			157	104	155	259	163	14	10	13	23	4



PAT LaFontaine

PAT LaFontaine

16

HOW ACQUIRED: Came to the Sabres with Randy Wood, Randy Hillier and a future draft choice on Oct. 25, 1991 in a trade with N.Y. Islanders for Pierre Turgeon, Uwe Krupp, Benoit Hogue and Dave McLlwain.

1993-94: Played in the team's first 16 games before being sidelined for the remainder of the season with a right knee injury, for which he underwent successful surgery on the anterior cruciate ligament on December 3 ... Was held without a point in just two of the 16 games in which he did play and had four multiple point games and a seven-game point-scoring streak ... The Sabres' Met Life Player of the Month for October ... Won the Frank Eddolls Memorial Trophy as the Sabres' most popular player (as voted by the booster club) for the second consecutive season (also shared it with Clint Malarchuk following the '91-'92 season) ... His consecutive game streak ended at 122 when he missed the November 17 game in New Jersey ... Games missed to injury: 68.


CAREER: The Islanders' first round draft choice (3rd overall) in 1983 ... Had at least 40 goals in six consecutive seasons until the injury-shortened 1993-94 campaign ... Won the Dodge/NHL Performer of the Year Award in 1989-90 ... Has played in five NHL All-Star games ... Played for Team USA in the 1991 Canada Cup ... Holds Sabre records for assists and points in one season, goals by a center, and is tied for the record for assists in one game ... Is 23rd on Sabres' all-time (points) scoring list and 18th on the club's all-time list of goal scorers ... Finished third in the voting for both the NHL's Lady Byng and Hart Memorial Trophies following the 1992-93 season and won the team's Memorial Trophy (team MVP as voted by his teammates) & Punch Imlach Award (dedication and leadership) following the same season ... In June of 1993, Pat became the first active player to receive the USA Hockey Distinguished Achievement Award, presented annually to a U.S. citizen who has made hockey his or her profession and has made an outstanding contribution to the sport in the United States ... Missed five weeks of the 1991-92 season due to a broken jaw ... Played for current Team USA coach Tim Taylor at the 1991 Canada Cup ... Hat tricks: 12 (5 with Buffalo).

93-94 MILESTONE: Scored his 100th goal as a Sabre Oct. 7.

CAREER SCORING VS.:

(Regular season/as a Sabre only)

Team	GP	G	A	PTS	PIM	Team	GP	G	A	PTS	PIM	Team	GP	G	A	PTS	PIM
Ana.	—	—	—	—	—	L.A.	5	2	8	10	4	Que.	12	10	11	21	4
Bos.	14	9	12	21	16	Mil.	13	9	11	20	30	S.J.	3	5	6	11	0
Cgy.	5	4	6	10	2	N.J.	7	7	4	11	0	Stl.	4	3	6	9	2
Chi.	4	3	5	8	19	NYI.	6	3	4	7	4	T.B.	2	1	4	5	2
Dal.	5	2	1	3	8	NYR.	7	3	8	11	4	Tor.	4	2	6	8	8
Det.	6	4	7	11	2	Ott.	7	7	7	14	19	Van.	5	4	3	7	6
Edm.	6	5	7	12	4	Phi.	9	4	5	9	19	Wsh.	6	3	6	9	6
Fla.	—	—	—	—	—	Pit.	8	3	7	10	0	Wpg.	3	3	7	10	0
Hfd.	16	8	14	22	4												



CENTER

Born: St. Louis, Missouri
February 22, 1965

Height: 5'10"

Weight: 180

Shoots: Right

Last Amateur Club:

U.S. Olympic Team


PERSONAL:

Pat and his wife, Marybeth, have two daughters, Sarah and Brianna. They live in East Amherst...Pat is very active in the United Way, serving as their spokesperson, and is also on the Board of Trustees for Children's Hospital of Buffalo.



PLAYING RECORD


Year	Team	League	REGULAR SEASON					PLAYOFFS				
			GP	G	A	PTS	PIM	GP	G	A	PTS	PIM
1988-89	Niagara Falls	OHL	65	8	14	22	304	17	0	1	1	55
1989-90	Niagara Falls	OHL	61	32	58	90	223	16	9	13	22	64
1990-91	Niagara Falls	OHL	34	37	32	69	93	14	11	14	25	53
1991-92	Buffalo	NHL	69	11	6	17	309	7	1	4	5	2
1992-93	Buffalo	NHL	82	13	13	26	242	8	1	1	2	14
1993-94	Buffalo	NHL	84	18	27	45	171	7	0	2	2	9
NHL TOTALS			235	42	46	88	722	22	2	7	9	25
TOTALS AS A SABRE			235	42	46	88	722	22	2	7	9	25



BRAD MAY

BRAD MAY

27



HOW ACQUIRED: Buffalo's first round draft choice (14th overall) in 1990

1993-94: Had three three-game point-scoring streaks...Set new personal highs for goals, assists, points, and power play goals in one season and tied his season high for game-winning goals...Buffalo was 13-1-1 in games in which Brad scored a goal...One of three Sabres to appear in all 84 of the team's regular season games, tying the team record set by Pat LaFontaine in 1992-93...Will bring a streak of 93 consecutive regular season games played into the 1994-95 season...Multiple point games: 11...Games missed to injury: 0.

CAREER: Scored a goal on his first NHL shot in his first NHL game, Oct. 4, 1991...His 1991-92 penalty minutes total (309) is a record for a Sabre rookie and ranks fourth on the team's all-time list for penalty minutes in one season by one player...Is ninth on the Sabres' all-time penalty minute leaders list...Successful on his only penalty shot attempt to-date (Nov. 11, 1992 vs. Boston's Andy Mcogg)...Has two overtime goals, one regular season, one playoff...Played for Team Canada in the 1991 World Junior Championships, scoring one goal in seven games...Named to the second all-star team of the OHL for both 1989-90 and 1990-91.

93-94 MILESTONE: Played in his 200th Sabre/NHL game Jan. 29.

CAREER SCORING VS.:

Team	GP	G	A	PTS	PIM	Team	GP	G	A	PTS	PIM	Team	GP	G	A	PTS	PIM
Ana.	2	2	1	3	10	L.A.	6	1	1	2	21	Que.	19	2	4	6	57
Bos.	18	4	1	5	60	Mil.	19	3	4	7	91	S.J.	7	2	3	5	22
Cgy.	7	2	0	2	9	N.J.	11	1	1	2	32	Sil.	7	1	1	2	8
Chi.	4	3	1	4	6	NYL	11	0	4	4	34	T.B.	6	0	3	3	9
Dal.	7	0	0	0	33	NYR	11	2	2	4	35	Tor.	5	2	1	3	9
Det.	7	1	2	3	15	Ott.	11	3	4	7	50	Van.	6	1	1	2	6
Edm.	7	3	1	4	14	Phi.	10	0	2	2	19	Wsh.	10	1	1	2	12
Fla.	4	1	1	2	0	Pit.	13	2	0	2	48	Wpg.	6	0	3	3	27
Hfd.	21	5	4	9	95												

LEFT WING

- **Born:** November 29, 1971
Toronto, Ontario
- **Height:** 6'1"
- **Weight:** 210
- **Shoots:** Left
- **Last Amateur Club:**
Niagara Falls Thunder

- **PERSONAL:** Was married this summer (wife's name is Brigitte)...Lists Michael Jordan and golfers Greg Norman and Jack Nicklaus as his favorite athletes...Brad's favorite non-hockey sports team is the Buffalo Bills...Enjoys the outdoors...Works with the Juvenile Diabetes Foundation.



PLAYING RECORD

Year	Team	League	REGULAR SEASON					PLAYOFFS				
			GP	G	A	PTS	PIM	GP	G	A	PTS	PIM
1986-87	CSKA	USSR	28	15	1	16	4	—	—	—	—	—
1987-88	CSKA	USSR	39	12	8	20	14	—	—	—	—	—
1988-89	CSKA	USSR	31	11	11	22	24	—	—	—	—	—
1989-90	Buffalo	NHL	65	15	28	43	16	4	0	1	1	2
1990-91	Buffalo	NHL	62	30	34	64	16	6	0	6	6	2
1991-92	Buffalo	NHL	67	39	45	84	73	2	0	2	2	0
1992-93	Buffalo	NHL	77	76	51	127	40	7	7	3	10	6
1993-94	Buffalo	NHL	66	32	47	79	22	7	4	2	6	6
NHL TOTALS			337	192	205	397	167	26	11	14	25	16
TOTALS AS A SABRE			337	192	205	397	167	26	11	14	25	16



ALEXANDER MOGILNY

ALEXANDER MOGILNY

HOW ACQUIRED: Fifth round draft choice (89th overall) of the Sabres in 1988.

1993-94: Finished second on the team in scoring in both the regular season and the playoffs and led the team in playoff goals... Missed the first nine games of the season due to an injury sustained in the May 1993 playoffs (fractured fibula in his right leg - near the knee)... Was named captain on Nov. 15 after Pat LaFontaine was lost to the team for the season due to injury. Mogilny in the process became the first Russian in the modern era (post-1940's) to wear the captain's 'C' in a regular season NHL game... Was unsuccessful on a penalty shot attempt 12/17 vs. Los Angeles (Robb Stauber)... Voted to the starting lineup for the Eastern Conference Team at the All-Star Game (Jan. 22 in New York - held without a point), his third straight All-Star game appearance... Had two seven-game point-scoring streaks (including his first seven games played of the season) and two five-game streaks... Finished the season with 46 points in his last 41 games... Multiple point games: 24... Games missed to injury: 17.


CAREER: Scored a goal on his first shift in his first Sabre/NHL game, 20 seconds into the 1989-90 season opener (home against Quebec)... Scored a goal five seconds into the Dec. 21, 1991 game in Toronto, tying an NHL record... Holds the team record for goals (76) and shots (360) in one season and is tied for the record for game-winning goals (11) and hat tricks (7) in one season. Alex is tied for fourth on the team's career power play goals leaders list and (tied for) third in career hat tricks... 1992-93 Official NHL Second Team All-Star right wing... Joined the Central Red Army club at age 17... Won a gold medal with the Soviet Union at the 1988 Olympics; he was the youngest Soviet hockey player ever to do so. (Alex had three goals and two assists in six games)... Played for the Soviet Union at the World Championships in 1989... Played in the World Junior Championships for the Soviet Union in 1987, 1988 and 1989... Selected as the top forward at the 1988 World Junior Championships, and was a second team all-star at the 1989 competition... Arrived in America in May, 1989... Is tenth in Sabre history in points, ninth in goals scored, and 26th in games played... Career Sabre/NHL hat tricks: 10.

93-94 MILESTONES: Played in his 300th Sabre/NHL game Dec. 31... Recorded his 200th Sabre/NHL assist Apr. 1.

CAREER SCORING VS.:

Team	GP	G	A	PTS	PIM	Team	GP	G	A	PTS	PIM	Team	GP	G	A	PTS	PIM
Ana.	2	1	0	1	0	L.A.	12	4	6	10	12	Que.	30	16	24	40	4
Bos.	31	16	17	33	16	Mil.	27	9	13	22	19	S.J.	6	5	9	14	4
Cgy.	13	9	6	15	6	N.J.	17	6	9	15	4	Stl.	10	5	5	10	31
Chi.	9	2	6	8	2	N.Y.L.	13	9	6	15	17	T.B.	5	3	0	3	0
Dal.	11	7	8	15	2	N.Y.R.	16	10	8	18	16	Tor.	11	11	6	17	0
Det.	11	9	4	13	4	Ott.	12	8	14	22	2	Van.	13	3	11	14	4
Edm.	11	3	8	11	0	Phi.	13	14	7	21	4	Wsh.	11	8	4	12	0
Fla.	2	0	1	1	2	Pit.	13	8	5	13	6	Wpg.	9	10	8	18	4
Hfd.	29	16	20	36	8												

89



RIGHT WING

- Born:** Khabarovsk, Soviet Union February 18, 1969
- Height:** 5'11"
- Weight:** 187
- Shoots:** Left
- Last Amateur Club:** Central Red Army

- PERSONAL:** Single, Alex lives in Buffalo year-round... Teams up with Buffalo Bills quarterback Jim Kelly to raise funds for Cradle Beach Camp, a camp for underprivileged children which he does work with on his own as well... The person he'd most like to meet is his favorite actor, Jack Nicholson... His biggest sports thrill was the '88 Olympics... Grew up in Khabarovsk in the Soviet Union, which is in the eastern portion of the country.



PLAYING RECORD

Year	Team	League	REGULAR SEASON				PLAYOFFS					
			GP	G	A	PTS	PIM	GP	G	A	PTS	PIM
1980-81	Kingston	OHA	38	2	14	16	65	—	—	—	—	—
	Windsor	OHA	25	5	11	16	41	11	1	4	5	14
	New Brunswick	AHL	—	—	—	—	—	2	0	1	1	10
1981-82	Toronto	NHL	3	0	0	0	2	—	—	—	—	—
	Windsor	OHL	49	5	32	37	92	9	2	3	5	16
	Cincinnati	CHL	—	—	—	—	—	3	0	2	2	2
1982-83	Toronto	NHL	2	0	1	1	0	—	—	—	—	—
	St. Catharines	AHL	64	6	32	38	52	—	—	—	—	—
	St. Catharines	AHL	64	4	16	20	79	7	0	1	1	0
1984-85	Toronto	NHL	8	0	0	0	0	—	—	—	—	—
	St. Catharines	AHL	68	7	17	24	54	—	—	—	—	—
	Toronto	NHL	6	0	1	1	4	—	—	—	—	—
1985-86	St. Catharines	AHL	73	3	34	37	91	13	0	5	5	16
	Edmonton	NHL	79	7	22	29	85	14	0	2	2	17
	Edmonton	NHL	72	4	15	19	77	19	0	4	4	31
1988-89	Edmonton	NHL	69	5	13	18	71	7	0	3	3	8
	Edmonton	NHL	71	5	12	17	81	22	0	3	3	16
	Edmonton	NHL	76	1	9	10	77	18	0	3	3	20
1991-92	Edmonton	NHL	54	2	5	7	34	3	0	0	0	2
	Edmonton	NHL	72	0	11	11	67	—	—	—	—	—
	Chicago	NHL	9	0	0	0	8	4	0	0	0	2
1993-94	Chicago	NHL	9	0	4	4	4	—	—	—	—	—
	Buffalo	NHL	73	2	8	10	62	7	0	0	0	4
	NHL TOTALS		603	26	101	127	572	94	0	15	15	100
TOTALS AS A SABRE		73	2	8	10	62	7	0	0	0	4	



CRAIG MUNI

CRAIG MUNI

HOW ACQUIRED: Obtained from the Chicago Blackhawks along with a conditional draft choice for Keith Carney on October 27, 1993.

1993-94: Both of his goals were game-winners... Craig's +28 rating was tops on the Sabres, thus earning the Alka-Seltzer Plus Award for Buffalo. His mark was also the highest by a Sabre since Bill Hajt's +32 in 1984-85...Won the team's Tim Horton Memorial Award (also known as the Unsung Hero)...Had an assist in each of his final three games as a Blackhawk before coming over to Buffalo in the trade...Picked up his first point as a Sabre (assist) in just his second game in a Buffalo uniform (Oct. 30)...Surpassed his 1992-93 season totals for: games played, goals, assists, points, and plus/minus rating...Games missed to injury as a Sabre: 1.

CAREER: Played on three Stanley Cup champion teams with Edmonton (1986-87, 1987-88, and 1989-90), which he considers his most memorable hockey moment...Played with current Sabres Grant Fuhr, Dave Hannan, and Craig Simpson over his time spent with the Oilers...Drafted in the first round (25th overall) of the 1980 NHL Entry Draft by Toronto...Signed as a free agent by Edmonton on August 18, 1986...Had been traded to Chicago by Edmonton for Mike Hudson on March 22, 1993 (NHL trade deadline).


PERSONAL: He and his wife Wendy have two children, Brent and Kayla. They are expecting another child in October (1994). The Muni's have a German shepherd named Amber. The family returned to Edmonton during the off-season...Craig's favorite non-hockey sports team is baseball's Toronto Blue Jays... "Seinfeld" is his favorite TV show and "Caddyshack" is his favorite movie...The Montreal Forum and Maple Leaf Gardens are his favorite NHL rinks to play in...Craig considers Bill Ranford the toughest NHL goalie to play against right now.

CAREER SCORING VS.:

(Regular season/as a Sabre only)

Team	GP	G	A	PTS	PIM	Team	GP	G	A	PTS	PIM	Team	GP	G	A	PTS	PIM
Ana.	2	0	0	0	0	L.A.	2	0	0	0	0	Que.	5	0	1	1	2
Bos.	4	0	0	0	2	Mil.	4	0	0	0	4	S.J.	2	0	0	0	2
Cgy.	1	1	0	1	0	N.J.	4	0	0	0	2	Sh.	2	0	0	0	0
Chi.	2	0	0	0	0	NYI.	5	0	1	1	6	T.B.	3	0	0	0	6
Dal.	2	0	0	0	2	NYR.	3	0	0	0	4	Tor.	2	0	0	0	0
Det.	1	0	0	0	2	Ott.	5	0	0	0	6	Van.	2	0	2	2	6
Edm.	2	0	1	1	0	Phi.	3	0	1	1	2	Wsh.	3	0	0	0	2
Fla.	4	0	1	1	2	Pit.	5	1	0	1	6	Wpg.	2	0	0	0	2
Hid.	3	0	1	1	4												

5



DEFENSE

Born: Toronto, Ontario
July 19, 1962

Height: 6'3"

Weight: 208

Shoots: Left

Last Amateur Club: Windsor


93-94

MILESTONES: Played in his first game as a Sabre on Oct. 29...Scored his first goal as a Sabre on Dec. 10...Recorded his 100th NHL assist on Feb. 16...Played in his 600th NHL game on April 8.



PLAYING RECORD


Year	Team	League	REGULAR SEASON				PLAYOFFS						
			GP	G	A	PTS	PIM	GP	G	A	PTS	PIM	
1989-90	U of Minn-Dul.	WCHA	28	10	11	21	12	-	-	-	-	-	-
1990-91	U of Minn-Dul.	WCHA	36	23	20	43	6	-	-	-	-	-	-
1991-92	U of Minn-Dul.	WCHA	37	27	36	63	28	-	-	-	-	-	-
1992-93	U of Minn-Dul.	WCHA	37	36	56	92	30	-	-	-	-	-	-
1993-94	Buffalo	NHL	77	21	35	56	24	7	1	0	1	0	0
NHL TOTALS			77	21	35	56	24	7	1	0	1	0	0
TOTALS AS A SABRE			77	21	35	56	24	7	1	0	1	0	0



DEREK PLANTE

DEREK PLANTE

26



HOW ACQUIRED: Eighth round draft choice (161st overall) of the Sabres in 1989.

1993-94: Finished fourth in the NHL in rookie scoring and tied for third in assists among first year players...Derek led all rookies in power play assists (18) and was second in power play points (26)...Became the tenth player in Sabre history to hit the 20-goal plateau in his rookie season...His assist total ranks fifth on the team's one season list for rookies and he stands seventh in the points category...Had a six-game point-scoring streak from Jan. 30 to Feb. 10... Buffalo lost just three of the 16 games in which he scored a goal...Won the Fred T. Hunt Memorial Trophy as the club's rookie of the year as selected by the Booster Club's Board of Directors and members of the local sports media... Multiple point games: 14...Games missed to injury: 2.

CAREER: Selected as USA Hockey's 1993 (Male) Athlete of the Year for 1993...Member of the WCHA Second All-Star Team following the 1991-92 season...Named to both the WCHA First All-Star Team and the NCAA West First All-American Team following the 1992-93 season in which he led the league in goals, assists, and points.

93-94 MILESTONES: Played in his first Sabre/NHL game October 7 at Boston...Scored his first Sabre/NHL goal/point October 15 vs. NY Rangers...Recorded his first Sabre/NHL assist October 22 vs. Pittsburgh...Recorded his first Sabre/NHL hat trick December 1 at Tampa Bay, which he considers one of his two most memorable hockey moments.

CAREER SCORING VS.:

Team	GP	G	A	PTS	PIM	Team	GP	G	A	PTS	PIM	Team	GP	G	A	PTS	PIM	
Ana.	1	1	0	1	0	L.A.	1	0	0	0	0	Que.	5	0	0	0	2	
Bos.	4	1	2	3	0	Mil.	5	0	0	0	2	S.J.	2	1	2	3	0	
Cgy.	1	0	1	1	0	N.J.	4	0	2	2	0	Stl.	2	1	0	1	0	
Chi.	2	1	2	3	0	NYL	5	1	2	3	0	T.B.	4	3	2	5	2	
Dal.	2	0	2	2	4	NYR.	4	1	2	3	0	Tor.	2	0	0	0	0	
Det.	1	0	0	0	2	OH.	5	2	5	7	2	Van.	2	3	1	4	0	
Edm.	1	0	0	0	0	Phi.	4	3	0	3	2	Wsh.	4	1	2	3	2	
Fla.	4	1	6	7	2	Pit.	6	0	1	1	2	Wpg.	2	0	2	2	0	
Hfd.	4	1	1	2	2													

CENTER

Born: Cloquet, Minnesota
January 17, 1971

Height: 5'11"

Weight: 180

Shoots: Left

Last Amateur Club:
Univ. of Minnesota-Duluth

PERSONAL: Single...Derek spent the summer in Minnesota, the home of his favorite non-hockey sports team, baseball's Twins...Wore his current number 26 in college also...Hopes to stay involved in hockey after his playing career, either through coaching or scouting.



PLAYING RECORD

Year	Team	League	REGULAR SEASON					PLAYOFFS				
			GP	G	A	PTS	PIM	GP	G	A	PTS	PIM
1982-83	Kitchener	OHL	70	39	48	87	99	12	1	4	5	9
1983-84	Kitchener	OHL	70	63	76	139	156	16	12	16	28	38
1984-85	Chicago	NHL	3	0	1	1	0	—	—	—	—	—
	Kitchener	OHL	31	25	21	46	77	—	—	—	—	—
	S.S. Marie	OHL	11	5	9	14	14	16	13	9	22	13
1985-86	Chicago	NHL	38	7	8	15	38	3	0	0	0	0
	Nova Scotia	AHL	29	6	9	15	22	—	—	—	—	—
1986-87	Chicago	NHL	80	32	29	61	114	4	1	0	1	9
1987-88	Chicago	NHL	42	12	10	22	52	5	0	0	0	4
1988-89	Chicago	NHL	72	21	19	40	100	14	7	5	12	18
1989-90	Chicago	NHL	49	6	7	13	69	19	9	6	15	29
1990-91	Chicago	NHL	71	15	19	34	122	6	0	1	1	38
1991-92	San Jose	NHL	47	8	14	22	76	—	—	—	—	—
	Buffalo	NHL	12	2	2	4	57	7	3	3	6	14
1992-93	Buffalo	NHL	79	15	17	32	96	8	1	0	1	6
1993-94	Buffalo	NHL	65	17	8	25	103	7	2	1	3	14
NHL TOTALS			558	135	134	269	827	73	23	16	39	132
TOTALS AS A SABRE			156	34	27	61	256	22	6	4	10	34



WAYNE PRESLEY

WAYNE PRESLEY

18

HOW ACQUIRED: Came to the Sabres on March 9, 1992 in a trade with San Jose for Dave Snuggerd.

1993-94: Finished tied for second in the NHL in short-handed goals with five, a new personal high for one season (he'd only had four in his career prior to the '93-'94 season), and tied for third on the Sabres' one season leaders list in that category. His fourth one of the season (Mar. 27) was the team's 18th short-handed goal of the year, breaking the team record for one season by a Sabres team...Suffered a fractured left ankle Dec. 26 and missed the next 14 games... Scored his first power play goal as a Sabre on Feb. 4...Was unsuccessful on a penalty shot attempt six days later in Boston (Vincent Riendeau)...Was third on the team in plus/minus (+18)...Scored four goals in nine games from Oct. 27 to Nov. 19...Posted the third-highest one season goal and penalty minute totals of his NHL career...Multiple point games: 4... Games missed to injury: 18.


CAREER: Chicago's second round choice (39th overall) in 1983...Named to first all-star team of the Ontario Hockey League in 1984... First American-born player to score 30 goals for Chicago (1986-87)...Had three short-handed goals during the 1989 playoffs...Traded by Chicago to San Jose on Sept. 20, 1991 for a third round draft choice (Bogdan Savenko) in 1993... Career NHL hat tricks: 1.

PERSONAL: He and his wife Susan have three children: Michael, Abby Kate, and Chloe...Boston Garden is Wayne's favorite NHL rink to play in...Considers Patrick Roy the toughest NHL goalie to play against right now...Hopes to own his own business following his hockey career...His favorite non-hockey sports team is baseball's Detroit Tigers, though Wayne's favorite sport to watch (other than hockey) is golf...Is nicknamed "Elvis", as in his favorite artist, who sang his favorite song "Jailhouse Rock".

CAREER SCORING VS.:

(Regular season/as a Sabre only)

Team	GP	G	A	PTS	PIM	Team	GP	G	A	PTS	PIM	Team	GP	G	A	PTS	PIM
Ana.	2	0	0	0	0	L.A.	5	1	0	1	12	Que.	14	1	4	5	10
Bos.	13	3	2	5	17	MIL.	11	2	0	2	44	S.J.	4	0	2	2	2
Cgy.	4	1	1	2	0	N.J.	7	0	1	1	23	Stl.	3	0	0	0	2
Chi.	4	1	1	2	4	NYL.	8	3	5	8	25	T.B.	5	1	2	3	2
Dal.	5	0	0	0	29	NYR.	7	0	0	0	9	Tor.	4	2	0	2	8
Det.	4	1	0	1	4	OH.	12	3	3	6	23	Van.	4	0	0	0	6
Edm.	3	1	0	1	0	Phi.	4	1	1	2	8	Wsh.	6	2	1	3	6
Fla.	3	1	0	1	6	PH.	8	5	1	6	6	Wpg.	3	1	0	1	4
Hfd.	13	4	3	7	6												



RIGHT WING

Born: Dearborn, Michigan
March 23, 1965

Height: 5'11"

Weight: 180

Shoots: Right

Last Amateur Club:
Sault St. Marie Greyhounds

93-94 MILESTONES: Played in his 500th career NHL game on Oct. 29...Played in his 100th game as a Sabre on Nov. 3.



PLAYING RECORD


Year	Team	League	REGULAR SEASON					PLAYOFFS				
			GP	G	A	PTS	PIM	GP	G	A	PTS	PIM
1984-85	Whitby	OPJHL	35	5	10	15	318	—	—	—	—	—
1985-86	Cornwall	OHL	53	6	13	19	253	6	0	0	0	26
1986-87	Cornwall	OHL	46	17	20	37	158	5	1	1	2	16
1987-88	Cornwall	OHL	61	11	41	52	179	11	2	3	5	33
1988-89	Rochester	AHL	74	11	18	29	446	—	—	—	—	—
1989-90	Buffalo	NHL	27	2	1	3	99	—	—	—	—	—
	Rochester	AHL	43	2	13	15	335	17	1	3	4	115
1990-91	Buffalo	NHL	66	8	8	16	348	6	1	1	2	56
	Rochester	AHL	8	1	1	2	15	—	—	—	—	—
1991-92	Buffalo	NHL	63	5	3	8	354	7	0	0	0	2
1992-93	Buffalo	NHL	68	3	2	5	211	—	—	—	—	—
1993-94	Buffalo	NHL	82	3	4	7	274	7	1	0	1	43
NHL TOTALS			306	21	18	39	1286	20	2	1	3	101
TOTALS AS A SABRE			306	21	18	39	1286	20	2	1	3	101



ROB RAY

ROB RAY

32



HOW ACQUIRED: Fifth round draft choice (97th overall) of the Sabres in 1988.

1993-94: Buffalo won all three games in which Rob scored a goal...Had an assist in back-to-back games Nov. 27 and 29...His PIM total ranks sixth for most by one Sabre in one season...Will bring a consecutive games played streak of 77 into the 1994-95 regular season...Appeared in a career high 82 regular season games...Games missed to injury: 0.

CAREER: Is tied for 33rd in Sabre history in games played...His 1991-92 penalty minute total of 354 set a team record (breaking his own mark set in 1990-91) and was the second-highest in the NHL...Scored a goal on his first NHL shot and added an assist Oct. 21, 1989 in Pittsburgh...Is third on the Sabres' all-time list in regular season penalty minutes and seventh on the all-time playoff penalty minutes list... His total of 446 penalty minutes for the Americans in 1988-89 is a Rochester club record...Led the NHL in penalty minutes in 1990-91.

93-94 MILESTONE: Played in his 300th Sabre/NHL game on Apr. 1.

CAREER SCORING VS.:

Team	GP	G	A	PTS	PIM	Team	GP	G	A	PTS	PIM	Team	GP	G	A	PTS	PIM
Ana.	2	0	0	0	0	L.A.	11	1	1	2	47	Que.	26	1	3	4	78
Bos.	29	2	1	3	166	Mil.	22	1	0	1	158	S.J.	5	0	1	1	7
Cgy.	11	1	1	2	54	N.J.	13	1	0	1	27	Stl.	9	0	1	1	22
Chi.	10	1	0	1	55	NYI.	13	0	0	0	42	T.B.	5	0	0	0	35
Dal.	11	0	2	2	58	NYR.	13	0	0	0	70	Tor.	9	1	1	2	20
Det.	5	0	1	1	19	Oil.	10	2	1	3	42	Van.	12	1	0	1	83
Edm.	11	2	1	3	22	Phi.	12	1	0	1	64	Wsh.	13	3	0	3	23
Fla.	4	0	0	0	9	Pit.	13	1	1	2	36	Wpg.	9	1	1	2	29
Hfd.	28	1	2	3	120												

LEFT WING

- Born:** Belleville, Ontario
June 8, 1968
- Height:** 6'0"
- Weight:** 203
- Shoots:** Left
- Last Amateur Club:** Cornwall Royals


PERSONAL:

Single...Rob's favorite athlete is Michael Jordan...Hopes to play 10 years in the NHL and then coach junior hockey...Rob holds an annual summer golf tournament to benefit the March of Dimes and is very active in the community.



PLAYING RECORD


Year	Team	League	REGULAR SEASON					PLAYOFFS				
			GP	G	A	PTS	PIM	GP	G	A	PTS	PIM
1989-90	Niagara Falls	OHL	9	0	1	1	2	11	3	1	4	2
1990-91	Niagara Falls	OHL	65	51	74	125	35	14	7	8	15	12
1991-92	Niagara Falls	OHL	66	53	93	146	72	17	17	24	41	36
1992-93	Rochester	AHL	67	27	66	93	54	12	3	14	17	15
1993-94	Rochester	AHL	55	33	52	85	79	—	—	—	—	—
	Buffalo	NHL	15	0	1	1	0	5	1	0	1	0
NHL TOTALS			15	0	1	1	0	5	1	0	1	0
TOTALS AS A SABRE			15	0	1	1	0	5	1	0	1	0



TODD SIMON

TODD SIMON

17



HOW ACQUIRED: Ninth round draft choice (203rd overall) of the Sabres in 1992.

1993-94: Made his Sabre/NHL debut January 24 at Tampa Bay... Registered his first Sabre/NHL assist/point March 12 in Los Angeles (in just his second Sabre/NHL game)... Scored his first Sabre/NHL goal in his first Sabre/NHL playoff game (a power play goal and the game-winner, 2-0 at New Jersey) in Game 1 on April 17 in the Eastern Conference Quarter Finals... Games missed to injury (with Buffalo): 1... Led the Amers in goals, assists, and points and was tied for the team lead in game-winning goals (6)... Won these awards following Rochester's season: Most Valuable Player, Scoring Champion, Exec Club Game Winning Goal, and Tower Coin Leading Scorer.

CAREER: Set the Rochester Americans' record for assists by a rookie with 66 in 1992-93... Was named the Ontario Hockey League's MVP for the 1991-92 season... Led all scorers in Canadian Junior "A" hockey in '91-'92 and was named to the OHL First All-Star Team following that season... Played with Brad May in Niagara Falls... Highlights include winning the Ontario hockey minor championship and scoring his 50th goal in his rookie OHL season.

PERSONAL: Single... Nickname - "Symes"... L.A.'s Great Western Forum is his favorite NHL rink to play in... Wears number 17 because "it's been lucky since Juniors"... Being drafted was his most memorable hockey moment... His favorite non-hockey sports teams are football's Dallas Cowboys and basketball's Boston Celtics... Enjoys steak, shrimp, and Italian food... Is a big fan of the group Rush, listing drummer/lyricist Neal Peart as his favorite artist and the band's 1976 release "2112" as his favorite album.


CENTER

- Born:** April 21, 1972
Toronto, Ontario
- Height:** 5'10"
- Weight:** 188
- Shoots:** Right
- Last Amateur Club:**
Niagara Falls Thunder



PLAYING RECORD


Year	Team	League	REGULAR SEASON					PLAYOFFS				
			GP	G	A	PTS	PIM	GP	G	A	PTS	PIM
1983-84	Michigan State ..	CCHA	46	14	43	57	38	—	—	—	—	—
1984-85	Michigan State ..	CCHA	42	31	53	84	33	—	—	—	—	—
1985-86	Pittsburgh	NHL	76	11	17	28	49	—	—	—	—	—
1986-87	Pittsburgh	NHL	72	26	25	51	57	—	—	—	—	—
1987-88	Pittsburgh	NHL	21	13	13	26	34	—	—	—	—	—
	Edmonton	NHL	59	43	21	64	43	19	13	6	19	26
1988-89	Edmonton	NHL	66	35	41	76	80	7	2	0	2	10
1989-90	Edmonton	NHL	80	29	32	61	180	22	16	15	31	6
1990-91	Edmonton	NHL	75	30	27	57	66	18	5	11	16	12
1991-92	Edmonton	NHL	79	24	37	61	80	1	0	0	0	0
1992-93	Edmonton	NHL	60	24	22	46	36	—	—	—	—	—
1993-94	Buffalo	NHL	22	8	8	16	8	—	—	—	—	—
NHL TOTALS			610	243	243	486	633	67	36	32	68	56
TOTALS AS A SABRE			22	8	8	16	8	—	—	—	—	—



CRAIG SIMPSON

CRAIG SIMPSON

22



HOW ACQUIRED: Came to the Sabres from the Edmonton Oilers on September 1, 1993 in exchange for Jozef Cierny and a future draft choice.

1993-94: Missed the majority of the season due to back problems... Scored his first Sabre goal in his first game in a Buffalo uniform (Oct. 7 at Boston)... Registered his first assist as a Sabre on Oct. 12 (fourth Buffalo game)... Had an eight-game point-scoring streak from Oct. 16 to Nov. 13... Multiple point games: 1... Games missed to injury: 61.

CAREER: Pittsburgh's first round draft choice (2nd overall) in 1985... Played with Doug Bodger and Dave Hannan in Pittsburgh in the mid-1980's... Traded to Edmonton by Pittsburgh with Dave Hannan, Moe Mantha, and Chris Joseph for Paul Coffey, Dave Hunter, and Wayne Van Dorp on November 24, 1987... Played on the 1988 Stanley Cup Champion team in Edmonton and under John Muckler for the 1990 Stanley Cup champion Oilers... Led the NHL in shooting percentage (26.4) for the 1992-93 season... Member of the CCHA First All-Star Team and NCAA West First All-American Team in 1984-85.

93-94 MILESTONE: Played in his 600th NHL game on Oct. 30.

CAREER SCORING VS.:

(Regular season/as a Sabre only)

Team	GP	G	A	PTS	PIM	Team	GP	G	A	PTS	PIM	Team	GP	G	A	PTS	PIM
Ari.	—	—	—	—	—	L.A.	—	—	—	—	—	Que.	1	0	0	0	0
Bos.	2	1	1	2	2	MI.	1	0	0	0	0	S.J.	1	0	0	0	0
Cgy.	1	0	1	1	0	N.J.	1	0	0	0	0	Stl.	—	—	—	—	—
Chi.	—	—	—	—	—	NYL.	—	—	—	—	—	T.B.	1	0	0	0	0
Dal.	—	—	—	—	—	NYR.	1	0	0	0	0	Tor.	1	1	0	1	0
Det.	1	1	0	1	0	Ott.	1	0	1	1	0	Van.	1	0	1	1	0
Edm.	1	2	1	3	0	Phi.	3	1	2	3	2	Wsh.	1	1	0	1	2
Fla.	—	—	—	—	—	Pit.	2	1	0	1	0	Wpg.	—	—	—	—	—
Hfd.	2	0	1	1	2												

LEFT WING

- Born:** London, Ontario
February 15, 1967
- Height:** 6'2"
- Weight:** 195
- Shoots:** Right
- Last Amateur Club:** Michigan State


PERSONAL:

- Craig and his wife Christine have a baby boy named Dillon... The family has taken up residence in Williamsville, but returned to Edmonton during the summer... Craig became very active in the Buffalo community in his first year as a Sabre... His older sister Christine is the marketing manager at the Hockey Hall of Fame in Toronto.



PLAYING RECORD

Year	Team	League	REGULAR SEASON				PLAYOFFS						
			GP	G	A	PTS	PIM	GP	G	A	PTS	PIM	
1988-89	TJ Vitkovice	Czech	38	2	5	7	12						
1989-90	TJ Vitkovice	Czech	51	5	4	9							
1990-91	Dukla Jihlava	Czech	58	4	3	7	22						
1991-92	TJ Vitkovice	Czech	47	9	10	19	42						
1992-93	Buffalo	NHL	80	4	27	31	59	8	0	4	4	2	
1993-94	Buffalo	NHL	84	14	27	41	69	7	0	2	2	10	
NHL TOTALS			164	18	54	72	128	15	0	6	6	12	
TOTALS AS A SABRE			164	18	54	72	128	15	0	6	6	12	



RICHARD SMEHLIK

RICHARD SMEHLIK

42



HOW ACQUIRED: Drafted in the fifth round (97th overall) by the Sabres in 1990.


1993-94: Led Sabre defensemen in scoring...The Sabres' Met Life Player of the Month for February...Was second on the team in plus/minus rating with a +22...One of only three Sabres to appear in all 84 of the team's regular season games...Had three three-assist outings over the seven game span Feb. 11 to Feb. 23...His goal total is tied for seventh on the team's all-time list for one season by a defenseman...Recorded the first power play, shorthanded, game-winning, and game-tying goals of his NHL career as well as his first two-goal game...Will bring a consecutive games played streak of 93 into the '94-'95 regular season... Multiple point games: 7.

CAREER: Won the Fred T. Hunt Memorial Trophy as the Sabres' rookie of the year following the 1992-93 season.

93-94 MILESTONE: Played in his 100th Sabre/NHL game Nov. 22.

CAREER SCORING VS.:

Team	GP	G	A	PTS	PIM	Team	GP	G	A	PTS	PIM	Team	GP	G	A	PTS	PIM
Ana.	2	0	3	3	2	L.A.	4	0	1	1	0	Que.	12	1	3	4	12
Bos.	12	0	2	2	10	Mil.	12	3	4	7	12	S.J.	4	0	3	3	4
Cgy.	4	1	0	1	2	N.J.	8	2	2	4	2	Sil.	4	0	0	0	4
Chi.	3	0	1	1	4	NYI.	8	1	2	3	4	T.B.	6	1	3	4	2
Del.	4	0	0	0	2	NYR.	7	0	2	2	2	Tor.	4	0	2	2	2
Det.	4	1	1	2	4	Oil.	10	2	4	6	26	Van.	5	1	1	2	0
Edm.	4	0	0	0	2	Phi.	7	0	2	2	4	Wsh.	8	1	2	3	6
Fla.	4	1	3	4	4	Pil.	10	0	3	3	8	Wpg.	4	0	2	2	6
Hfd.	14	3	8	11	4												



DEFENSE


- Born:** Ostrava, Czechoslovakia
January 23, 1970
- Height:** 6'3"
- Weight:** 208
- Shoots:** Left
- Last Amateur Club:** TJ Vitkovice

PERSONAL: Richard and his wife Martina and their daughter Adela were in the Czech Republic in the off-season.



PLAYING RECORD


Year	Team	League	REGULAR SEASON				PLAYOFFS					
			GP	G	A	PTS	PIM	GP	G	A	PTS	PIM
1987-88	Calgary	AJHL	53	13	43	56	228	-	-	-	-	-
1988-89	Saskatoon	WHL	71	22	31	53	104	8	2	5	7	12
1989-90	Rochester	AHL	57	5	14	19	83	11	1	6	7	15
1990-91	Rochester	AHL	62	7	24	31	65	3	1	1	2	14
	Buffalo	NHL	15	3	6	9	13	6	0	1	1	2
1991-92	Buffalo	NHL	64	2	18	20	71	7	0	2	2	4
1992-93	Buffalo	NHL	63	8	14	22	30	8	3	1	4	8
1993-94	Buffalo	NHL	78	4	20	24	71	4	0	0	0	2
NHL TOTALS			220	17	58	75	185	25	3	4	7	16
TOTALS AS A SABRE			220	17	58	75	185	25	3	4	7	16



KEN SUTTON

KEN SUTTON

41



HOW ACQUIRED: Fifth round draft choice (98th overall) of the Sabres in 1989.

1993-94: Set a new personal high for assists and points in one season...Had a three-game point-scoring streak from Feb. 10 to Feb. 13...Also had points in back-to-back games on three occasions...Registered the hardest shot at the team's (December) 1993 Skills Competition (94.3 mph)...Multiple point games: 1...Games missed to injury: 0.

CAREER: Had the first two goals of his NHL career on the same night - Mar. 6, 1991...Suffered a broken ankle in Training Camp '92 (on Sept. 15), causing him to miss the first 19 games of the 1992-93 season.

93-94 MILESTONE: Played in his 200th Sabre/NHL game on Feb. 25.

CAREER SCORING VS.:

Team	GP	G	A	PTS	PIM	Team	GP	G	A	PTS	PIM	Team	GP	G	A	PTS	PIM
Ana.	2	0	0	0	0	L.A.	6	0	1	1	4	Que.	17	2	3	5	22
Bos.	19	0	6	6	23	MIL.	18	1	3	4	14	S.J.	5	0	3	3	4
Cgy.	7	0	3	3	6	N.J.	10	3	1	4	21	Sil.	6	0	2	2	0
Chi.	7	1	0	1	2	NYI.	8	2	2	4	0	T.B.	3	0	0	0	2
Dal.	7	1	1	2	6	NYR.	10	1	3	4	7	Tor.	4	0	1	1	0
Det.	7	1	2	3	10	OH.	8	1	2	3	9	Van.	7	0	2	2	4
Edm.	7	1	1	2	4	Phi.	11	0	4	4	2	Wsh.	11	1	4	5	6
Fla.	3	0	1	1	7	Pit.	10	0	2	2	11	Wpg.	6	0	3	3	7
Hrd.	21	2	8	10	14												

DEFENSE

Born: Edmonton, Alberta
November 5, 1969

Height: 6'0"

Weight: 198

Shoots: Left


Last Amateur Club:
Saskatoon Blades

PERSONAL: Single...Makes many community relations appearances during the season...Is related to Calgary Flames' trainer Jim "Bearcat" Murray.



PLAYING RECORD


Year	Team	League	REGULAR SEASON					PLAYOFFS				
			GP	G	A	PTS	PIM	GP	G	A	PTS	PIM
1982-83	Litvinov	Czech	4	0	0	0	2					
1983-84	Litvinov	Czech	18	3	1	4	20					
1984-85	Montreal	NHL	73	4	27	31	65	7	1	1	2	12
1985-86	Montreal	NHL	73	1	18	19	93	8	0	0	0	21
1986-87	Montreal	NHL	70	5	17	22	63	14	0	5	5	10
1987-88	Montreal	NHL	69	7	22	29	149	10	0	5	5	12
1988-89	Montreal	NHL	71	8	37	45	147	21	1	11	12	16
1989-90	Montreal	NHL	60	5	31	36	98	10	0	5	5	7
1990-91	Montreal	NHL	60	4	22	26	52	2	0	1	1	2
1991-92	Montreal	NHL	58	5	16	21	94	—	—	—	—	—
	Buffalo	NHL	13	1	6	7	52	7	1	4	5	6
1992-93	Buffalo	NHL	40	2	24	26	59	—	—	—	—	—
1993-94	Buffalo	NHL	60	2	14	16	89	3	0	0	0	4
NHL TOTALS			647	44	234	278	961	82	3	32	35	90
TOTALS AS A SABRE			113	5	44	49	200	10	1	4	5	10



PETR SVOBODA

PETR SVOBODA

7



HOW ACQUIRED: Came to the Sabres on March 10, 1992 from Montreal in exchange for Kevin Haller.

1993-94: Returned to the lineup for the final regular season game after having missed the previous 12 games with a knee injury suffered Mar. 17. He was a +12 in the 19 games prior to the one he left injured...Was fifth on the team in plus/minus and third in that category among Buffalo defensemen... Multiple point games: 2...Games missed to injury: 24.

CAREER: Montreal's first draft choice (5th overall) in 1984...Left the Czechoslovakian Junior National Team when it was in West Germany and took a bus to an aunt's house in Munich... Arrived in Montreal on the day of the Entry Draft...Played in his first NHL game Oct. 11, 1984 in Buffalo...Was on a Stanley Cup champion in 1985-86...Missed the playoffs and the final 39 games of the 1992-93 regular season due to a knee injury (suffered Jan. 17 at Edmonton - underwent surgery four days later).

93-94 MILESTONES: Played in his 600th NHL game on Nov. 29...Played in his 100th game as a Sabre on Feb. 16.

CAREER SCORING VS.:

(Regular season/as a Sabre only)

Team	GP	G	A	PTS	PIM	Team	GP	G	A	PTS	PIM	Team	GP	G	A	PTS	PIM
Ana.	2	1	0	1	4	LA.	4	0	2	2	2	Que.	8	0	2	2	16
Bos.	8	1	4	5	25	Mil.	7	0	1	1	26	S.J.	3	0	3	3	4
Cgy.	2	0	3	3	0	N.J.	6	0	0	0	19	Stl.	2	0	0	0	0
Chi.	4	1	3	4	14	NYI.	7	1	5	6	2	T.B.	4	0	2	2	2
Dal.	5	0	2	2	6	NYR.	4	0	1	1	12	Tor.	5	0	1	1	2
Det.	1	0	0	0	2	Ott.	6	0	2	2	6	Van.	2	0	0	0	0
Edm.	2	0	0	0	4	Phi.	5	1	4	5	20	Wsh.	6	0	1	1	10
Fla.	4	0	0	0	4	Pit.	6	0	2	2	6	Wpg.	2	0	1	1	4
Hfd.	8	0	5	5	10												

DEFENSE

- Born:** Most, Czechoslovakia February 14, 1966
- Height:** 6'1"
- Weight:** 175
- Shoots:** Left
- Last Amateur Club:** Czechoslovakian National Junior Team

PERSONAL:

- He and his wife, Valerie, have two daughters - Sarah and Jessica. They live in East Amherst.



PLAYING RECORD


Year	Team	League	REGULAR SEASON					PLAYOFFS				
			GP	G	A	PTS	PIM	GP	G	A	PTS	PIM
1982-83	Bost. College	ECAC	30	17	11	28	10	—	—	—	—	—
1983-84	Bost. College	ECAC	23	14	7	21	10	—	—	—	—	—
1984-85	Bost. College	ECAC	44	32	32	64	43	—	—	—	—	—
1985-86	Bost. College	H.E.	41	15	24	39	52	—	—	—	—	—
1986-87	Boston	NHL	14	2	4	6	21	3	0	0	0	0
	Moncton	AHL	58	29	26	55	81	4	0	2	2	13
1987-88	Boston	NHL	80	22	23	45	73	23	6	8	14	66
1988-89	Boston	NHL	75	14	14	28	104	10	2	4	6	19
1989-90	Boston	NHL	70	22	24	46	93	20	0	2	2	30
1990-91	Boston	NHL	80	15	33	48	115	17	4	2	6	45
1991-92	Boston	NHL	63	6	14	20	103	14	1	0	1	25
	Maine	AHL	1	1	0	1	0	—	—	—	—	—
1992-93	Buffalo	NHL	80	21	26	47	118	8	2	2	4	8
1993-94	Buffalo	NHL	60	11	14	25	94	1	0	0	0	0
NHL TOTALS			522	113	152	265	721	96	15	18	33	193
TOTALS AS A SABRE			140	32	40	72	212	9	2	2	4	8



BOB SWEENEY

BOB SWEENEY

20



HOW ACQUIRED: Claimed off waivers from Boston on October 9, 1992.

1993-94: Missed a quarter of the season due to knee and rib injuries...Had one three-game point-scoring streak and three two-game streaks...Forty-percent of his points came on special teams (3+2=5 short-handed and the same line for power play totals)...Buffalo was 10-1-0 in games in which Bob scored a goal...Multiple point games: 4...Games missed to injury: 21.

CAREER: Boston's sixth pick (123rd overall) in 1982... Scored his first two goals as a Sabre in his first game with Buffalo, Oct. 10, 1992 (set a personal high for assists and points in a game with his goal and four assists the next night)...Has three overtime goals as a Sabre (two regular season, one playoff)...Had spent his entire NHL career with the Bruins before coming to Buffalo, registering seven goals, nine assists, and 58 penalty minutes in 40 games lifetime vs. the Sabres...Scored his first NHL goal Jan. 26, 1987 vs. Buffalo...Played high school hockey at Acton-Boxboro with Tom Barrasso...Led all Bruin rookies in scoring in 1987-88 and was sixth overall among league rookies. Also led Boston that year in game-winning goals with seven...Earned ECAC Second Team All-Star honors in 1984-85...Was named tournament Most Valuable Player in 1983 as Boston College won the prestigious Beanpot Tournament.

93-94 MILESTONES: Played in his 100th game as a Sabre Dec. 11...Played in his 500th NHL game Jan. 27.

CAREER SCORING VS.:

(Regular season/as a Sabre only)

Team	GP	G	A	PTS	PIM	Team	GP	G	A	PTS	PIM	Team	GP	G	A	PTS	PIM
Ana.	2	0	1	1	2	L.A.	3	0	1	1	2	Que.	7	2	3	5	8
Bos.	11	1	2	3	14	MIL.	10	5	8	13	31	S.J.	3	1	1	2	8
Cgy.	4	3	0	3	4	N.J.	6	0	1	1	8	Stl.	3	1	0	1	0
Chi.	4	1	1	2	0	NYL.	6	0	3	3	14	T.B.	5	2	1	3	18
Dal.	4	0	2	2	8	NYR.	6	3	1	4	10	Tor.	4	1	1	2	2
Det.	3	0	2	2	4	Orl.	11	3	2	5	16	Van.	4	0	2	2	0
Edm.	4	0	1	1	2	Phi.	4	1	0	1	15	Wsh.	8	1	1	2	10
Fla.	4	1	1	2	2	Pit.	9	0	3	3	12	Wpg.	3	0	0	0	6
Hfd.	12	6	2	8	16												

CENTER/ RIGHT WING

Born: Concord, Massachusetts
January 25, 1964

Height: 6'3"

Weight: 200

Shoots: Right


Last Amateur Club: Boston College

PERSONAL: Bob and his wife Angela welcomed their first child, son Ryan, this summer. They live in East Amherst, but spent the summer in Massachusetts...Enjoys golf.



PLAYING RECORD

Year	Team	League	REGULAR SEASON					PLAYOFFS				
			GP	G	A	PTS	PIM	GP	G	A	PTS	PIM
1989-90	Clarkson	ECAC	34	19	13	32	95	—	—	—	—	—
1990-91	Clarkson	ECAC	40	28	14	42	89	—	—	—	—	—
1991-92	Clarkson	ECAC	30	25	21	46	57	—	—	—	—	—
	Rochester	AHL	0	0	0	0	0	9	0	1	1	17
1992-93	Rochester	AHL	65	32	27	59	38	17	8	5	13	6
	Buffalo	NHL	7	1	1	2	15	—	—	—	—	—
1993-94	Buffalo	NHL	32	2	2	4	8	—	—	—	—	—
	Rochester	AHL	11	4	5	9	0	—	—	—	—	—
NHL TOTALS			39	3	3	6	23	—	—	—	—	—
TOTALS AS A SABRE			39	3	3	6	23	—	—	—	—	—



SCOTT THOMAS

SCOTT THOMAS


21



HOW ACQUIRED: Third round draft choice (56th overall) of the Sabres in 1989.

CAREER: Underwent back surgery after an injury which forced him to miss the second half of the 1993-94 season...Picked up his first NHL point (assist) in his first NHL game Dec. 7, 1992 in Quebec...Became the first Western New Yorker to score a goal for the Sabres in a regular season game when he scored his first NHL goal (in his second NHL game) Dec. 9, 1992 (home vs. Boston), which he considers his most memorable hockey moment...Played his high school hockey at Nichols.

PERSONAL: Single...Lives in Orchard Park...Considers Patrick Roy the toughest NHL goalie to play against right now...Scott's favorite non-hockey sports team is the L.A. Raiders...He enjoys pasta and classic rock music.




RIGHT WING

- **Born:** Buffalo, New York
January 18, 1970
- **Height:** 6'2"
- **Weight:** 195
- **Shoots:** Right
- **Last Amateur Club:** Clarkson



PLAYING RECORD

Year	Team	League	REGULAR SEASON					PLAYOFFS				
			GP	G	A	PTS	PIM	GP	G	A	PTS	PIM
1982-83	Yale	ECAC	26	5	14	19	10	—	—	—	—	—
1983-84	Yale	ECAC	18	7	7	14	10	—	—	—	—	—
1984-85	Yale	ECAC	32	25	28	53	23	—	—	—	—	—
1985-86	Yale	ECAC	31	25	30	55	26	—	—	—	—	—
1986-87	N.Y. Islanders	NHL	6	1	0	1	4	13	1	3	4	14
	Springfield	AHL	75	23	24	47	57	—	—	—	—	—
1987-88	N.Y. Islanders	NHL	75	22	16	38	80	5	1	0	1	6
	Springfield	AHL	1	0	1	1	0	—	—	—	—	—
1988-89	N.Y. Islanders	NHL	77	15	13	28	44	—	—	—	—	—
	Springfield	AHL	1	1	1	2	0	—	—	—	—	—
1989-90	N.Y. Islanders	NHL	74	24	24	48	39	5	1	1	2	4
1990-91	N.Y. Islanders	NHL	76	24	18	42	45	—	—	—	—	—
1991-92	N.Y. Islanders	NHL	8	2	2	4	21	—	—	—	—	—
	Buffalo	NHL	70	20	16	36	65	7	2	1	3	6
1992-93	Buffalo	NHL	82	18	25	43	77	8	1	4	5	4
1993-94	Buffalo	NHL	84	22	16	38	71	6	0	0	0	0
NHL TOTALS			552	148	130	278	446	44	6	9	15	34
TOTALS AS A SABRE			236	60	57	117	213	21	3	5	8	10



RANDY WOOD

RANDY WOOD

19

HOW ACQUIRED: Came to the Sabres with Pat LaFontaine, Randy Hillier and a future draft choice on October 25, 1991 in a trade with N.Y. Islanders for Pierre Turgeon, Uwe Krupp, Benoit Hogue and Dave McLlwain.

1993-94: One of only three Sabres to play in all 84 of Buffalo's regular season games (a new personal season-high)...Played in his second NHL career four-overtime playoff game on April 27 (1-0 win over visiting New Jersey), his first being April 18, 1987 for the NY Islanders (3-2 win at Washington)...Only Dale Hawerchuk and Alexander Mogilny (seven each) had more game-winning goals than Randy (five)...Buffalo had an .850 winning percentage when he scored a goal (16-2-2)...Was successful on a penalty shot attempt Jan. 11 in Chicago (Jeff Hackett)...Scored seven goals in 14 games from Feb. 4 to Mar. 2...Will bring a consecutive games played streak of 88 into the NHL's 1994-95 regular season...Had a four-game point-scoring streak from Oct. 23 - Oct. 30 and also had a three-game streak and two two-game streaks...Multiple point games: 6.


CAREER: The Sabres' 1991-92 winner of the Tim Horton Memorial Award (Unsung Hero)...Signed as a free agent by the Islanders on September 6, 1986...Is 34th on the Sabres' all-time list of goal scorers, 38th in points, and 48th in games played...Finished his collegiate career as Yale's second all-time leading scorer (behind Bob Brooke)...Has played some center in his career...A member of the ECAC second All-Star team in 1985, and first team in 1986. Also named to the NCAA East second All-Star team in '86...Played under current USA hockey coach Tim Taylor at Yale and 1991 Canada Cup.

93-94 MILESTONES: Played in his 500th NHL game Dec. 16...Recorded his 100th point as a Sabre Jan. 16... Played in his 200th game as a Sabre Jan. 27.

CAREER SCORING VS.:

(Regular season/as a Sabre only)

Team	GP	G	A	PTS	PIM	Team	GP	G	A	PTS	PIM	Team	GP	G	A	PTS	PIM
Ana.	2	1	0	1	2	L.A.	7	3	2	5	2	Que.	19	6	1	7	14
Bos.	19	3	6	9	8	Mil.	18	4	4	8	31	S.J.	7	2	1	3	11
Cgy.	7	2	2	4	6	N.J.	11	1	1	2	2	Stl.	7	1	2	3	6
Chi.	7	1	2	3	9	NYI.	11	2	4	6	23	T.B.	6	2	2	4	4
Dal.	5	1	2	3	9	NYR.	11	3	3	6	8	Tor.	6	0	2	2	8
Det.	7	3	0	3	2	Ott.	12	7	2	9	10	Van.	6	1	2	3	4
Edm.	7	3	3	6	8	Phi.	10	4	1	5	4	Wsh.	9	3	4	7	2
Fla.	4	2	1	3	2	Pit.	12	1	2	3	8	Wpg.	6	1	2	3	8
Hid.	20	3	6	9	22												




LEFT WING

- Born:** Princeton, New Jersey
October 12, 1963
- Height:** 6'0"
- Weight:** 195
- Shoots:** Left
- Last Amateur Club:** Yale University

- PERSONAL:** Randy and his wife Cheryl have four children... Randy's favorite athlete is Denver Broncos quarterback John Elway... Wore number 19 in high school and college... Favorite NHL rink to play in: Boston Garden... Favorite vacation spot: Bermuda... Former Sabre Bob Logan was Randy's college roommate.



PETER AMBROZIAK



LEFT WING

BORN: Toronto, Ontario
September 15, 1971
HEIGHT: 6'0" **WEIGHT:** 206
SHOOTS: Left
LAST AMATEUR CLUB: Ottawa 67's

HOW ACQUIRED: Fourth round draft choice (72nd overall) of the Sabres in 1991.

PLAYING RECORD

Year	Team	League	REGULAR SEASON					PLAYOFFS				
			GP	G	A	PTS	PIM	GP	G	A	PTS	PIM
1988-89	Ottawa	OHL	50	8	15	23	11	12	1	2	3	2
1989-90	Ottawa	OHL	60	13	19	32	37	4	0	0	0	2
1990-91	Ottawa	OHL	62	30	32	62	56	17	15	9	24	24
1991-92	Rochester	AHL	2	0	1	1	0	-	-	-	-	-
	Ottawa	OHL	49	32	49	81	50	11	3	7	10	33
1992-93	Rochester	AHL	51	8	10	18	37	12	4	3	7	16
1993-94	Rochester	AHL	22	3	4	7	53	-	-	-	-	-


MARK ASTLEY

DEFENSE

BORN: Calgary, Alberta
March 30, 1969
HEIGHT: 5'11" **WEIGHT:** 185
SHOOTS: Left

HOW ACQUIRED: Tenth round draft choice (194th overall) of the Sabres in 1989.


CAREER: Made his Sabre/NHL debut Oct. 12, 1993 at Philadelphia... Named to the CCHA Second All-Star Team following the 1990-91 season... After the 1991-92 season, Mark was named to the following: CCHA First All-Star Team, NCAA West First All-American Team, and NCAA All-Tournament Team.



PLAYING RECORD

Year	Team	League	REGULAR SEASON					PLAYOFFS				
			GP	G	A	PTS	PIM	GP	G	A	PTS	PIM
1988-89	Lake Superior	CCHA	42	3	12	15	26	-	-	-	-	-
1989-90	Lake Superior	CCHA	43	7	25	32	29	-	-	-	-	-
1990-91	Lake Superior	CCHA	45	19	27	46	50	-	-	-	-	-
1991-92	Lake Superior	CCHA	39	11	36	47	65	-	-	-	-	-
1992-93	Lugano	Switz.	30	10	12	22	57	-	-	-	-	-
	Cdn. National		22	4	14	18	14	-	-	-	-	-
1993-94	Buffalo	NHL	1	0	0	0	0	-	-	-	-	-
	Cdn. National		21	4	9	13	10	-	-	-	-	-
NHL TOTALS			1	0	0	0	0	-	-	-	-	-
TOTALS AS A SABRE			1	0	0	0	0	-	-	-	-	-

MATTHEW BARNABY



LEFT WING

BORN: May 4, 1973 in Ottawa, Ontario
HEIGHT: 6'0" **WEIGHT:** 170
SHOOTS: Left
LAST AMATEUR CLUB: Victoriaville Tigres

HOW ACQUIRED: Fourth round draft choice (83rd overall) of the Sabres in 1992.

1993-94: Split the season between Buffalo and Rochester... Registered his first Sabre/NHL assist (Oct. 9) ... Scored Buffalo's first goal of the regular season (a power play goal Oct. 7 in Boston) ... His penalty minute total ranks eighth on the Sabres' one-season list for rookies ... Won the Amerks' Most Popular Player award.


CAREER: Made his NHL debut in Buffalo's last two regular season games of 1992-93 and appeared in one playoff game that spring... Scored his first Sabre/NHL goal in his second Sabre/NHL game Apr. 15 vs. Philadelphia (PPG) ... Led QMJHL in penalty minutes in 1991-92 and 1992-93.

PERSONAL: Single ... Is a distant cousin of former Sabre Ray Sheppard... Enjoys Mexican and Italian food, playing golf, and working out ... Speaks both English and French ... Matthew's favorite sport to watch is golf, although football's New York Jets are his favorite non-hockey sports team.

PLAYING RECORD

Year	Team	League	REGULAR SEASON					PLAYOFFS				
			GP	G	A	PTS	PIM	GP	G	A	PTS	PIM
1990-91	Beauport	QMJHL	52	9	5	14	262	-	-	-	-	-
1991-92	Beauport	QMJHL	63	29	37	66	476	6	2	4	6	44
1992-93	Victoriaville	QMJHL	65	44	67	111	448	1	0	1	1	4
	Buffalo	NHL	2	1	0	1	10	3	0	0	0	17
1993-94	Buffalo	NHL	35	2	4	6	106	-	-	-	-	-
	Rochester	AHL	42	10	32	42	153	4	0	1	1	21
NHL TOTALS			37	3	4	7	116	4	0	1	1	21
TOTALS AS A SABRE			37	3	4	7	116	4	0	1	1	21

MIKE BARRIE



CENTER


BORN: Kelowna, British Columbia
March 16, 1974
HEIGHT: 6'1" **WEIGHT:** 170
SHOOTS: Right

HOW ACQUIRED: Eighth round draft choice (194th overall) of the Sabres in 1993.

PLAYING RECORD

Year	Team	League	REGULAR SEASON					PLAYOFFS				
			GP	G	A	PTS	PIM	GP	G	A	PTS	PIM
1990-91	Kelowna Jr. A.	Tier II	52	12	13	25	61	-	-	-	-	-
	Victoria	WHL	3	0	1	1	0	-	-	-	-	-
1991-92	Victoria	WHL	54	15	15	30	165	-	-	-	-	-
1992-93	Victoria	WHL	70	31	39	70	244	-	-	-	-	-
1993-94	Red Deer	WHL	19	11	14	25	53	-	-	-	-	-
	Seattle	WHL	48	24	28	52	119	9	5	3	8	14

DAVID COOPER



DEFENSE

BORN: November 2, 1973
Ottawa, Ontario
HEIGHT: 6'2" **WEIGHT:** 204
SHOOTS: Left
LAST AMATEUR CLUB: Medicine Hat Tigers

HOW ACQUIRED: First round draft choice (11th overall) of the Sabres in 1992.

CAREER: Led all Amerks' defensemen in scoring in 1993-94... Won the WHL Top Prospect Award in 1991-92... WHL East

Division second team all-star on defense in 1991-92... Was described by Central Scouting for the 1992 NHL Draft as "A big, strong, very good skating defenseman with excellent puck handling skills and a very accurate passer who likes to rush with the puck. Has an NHL shot and is an excellent point man on the power play"... Cited Paul Coffey as his favorite NHLer.

PLAYING RECORD

Year	Team	League	REGULAR SEASON					PLAYOFFS				
			GP	G	A	PTS	PIM	GP	G	A	PTS	PIM
1989-90	Medicine Hat	WHL	61	4	11	15	65	3	0	2	2	2
1990-91	Medicine Hat	WHL	64	12	31	43	66	11	1	3	4	23
1991-92	Medicine Hat	WHL	72	17	47	64	176	4	1	4	5	8
1992-93	Medicine Hat	WHL	63	15	50	65	88	10	2	2	4	32
	Rochester	AHL	0	0	0	0	0	2	0	0	0	2
1993-94	Rochester	AHL	68	10	25	35	82	4	1	1	2	2

TODD COPELAND

DEFENSEMAN


BORN: Ridgewood, New Jersey
May 18, 1967
HEIGHT: 6'2" **WEIGHT:** 210
SHOOTS: Left
LAST AMATEUR CLUB: University of Michigan

HOW ACQUIRED: Signed by the Sabres on July 7, 1994.


CAREER: Second round draft choice of the New Jersey Devils (24th overall) in the 1986 Entry Draft.

PLAYING RECORD

Year	Team	League	REGULAR SEASON					PLAYOFFS				
			GP	G	A	PTS	PIM	GP	G	A	PTS	PIM
1986-87	U. of Michigan	CCHA	34	2	11	13	59	—	—	—	—	—
1987-88	U. of Michigan	CCHA	41	3	10	13	58	—	—	—	—	—
1988-89	U. of Michigan	CCHA	39	5	14	19	102	—	—	—	—	—
1989-90	U. of Michigan	CCHA	34	6	16	22	62	—	—	—	—	—
1990-91	Utica	AHL	79	6	24	30	53	—	—	—	—	—
1991-92	Utica	AHL	80	4	23	27	98	4	2	2	4	2
1992-93	Utica	AHL	16	3	2	5	10	—	—	—	—	—
	Moncton	AHL	16	1	4	5	16	5	1	3	4	2
1993-94	Moncton	AHL	80	4	17	21	158	19	0	1	1	54



JODY GAGE



RIGHT WING

BORN: Toronto, Ontario
November 29, 1959
HEIGHT: 6'0" **WEIGHT:** 190
SHOOTS: Right
LAST AMATEUR CLUB: Kitchener Rangers


HOW ACQUIRED: Signed as a free agent by the Sabres on July 31, 1985.

CAREER: Holds Amerk team records for game-winning goals in one season (9 - 1987-88) and goals by a right wing in one season (60 - 1987-88)... Led the Amerks in power play goals in 1993-94 (12) despite missing the second half of the season due to injury... 1992-93 was his fourth straight 40 goal season for the Amerks when he led the team in goals again... is Rochester's all-time leader in games played, goals, assists, and points... Voted the team's most popular player in '93-'94 and '91-'92... Named to the AHL's All-Time Team in a 1992 vote of the media... Ranks third on the AHL's all-time goals and points lists, and is fifth in games played and sixth in assists... In 1987-88 he was named the AHL's Most Valuable Player and was a first team All-Star at right wing. Also named to the AHL First All-Star Team following the '85-'86 and '90-'91 seasons... Came within one goal of breaking Paul Gardner's AHL record for goals in that season... Helped Rochester win the Calder Cup in 1986-87... Tied an AHL record in 1986-87 for most playoff goals (14)... Was drafted by Detroit in the third round (45th overall) in 1979... Spent six seasons with the Red Wings' organization... Set several club records while at Adirondack, and helped that club win a Calder Cup in 1980-81.

PLAYING RECORD

Season	Club	League	REGULAR SEASON					PLAYOFFS				
			GP	G	A	PTS	PIM	GP	G	A	PTS	PIM
1977-78	Hamilton	OHA	32	15	18	33	19	—	—	—	—	—
	Kitchener	OHA	36	17	27	44	21	9	4	3	7	4
1978-79	Kitchener	OHA	58	46	43	89	40	10	1	2	3	6
1979-80	Adirondack	AHL	63	25	21	46	15	5	2	1	3	0
1980-81	Detroit	NHL	16	2	2	4	22	—	—	—	—	—
	Adirondack	AHL	59	17	31	48	44	17	9	6	15	12
1981-82	Adirondack	AHL	47	21	20	41	21	—	—	—	—	—
	Detroit	NHL	31	9	10	19	2	—	—	—	—	—
1982-83	Adirondack	AHL	65	23	30	53	33	6	1	5	6	8
1983-84	Detroit	NHL	3	0	0	0	0	—	—	—	—	—
	Adirondack	AHL	73	40	32	72	32	6	3	4	7	2
1984-85	Adirondack	AHL	78	27	33	60	55	—	—	—	—	—
1985-86	Buffalo	NHL	7	3	2	5	0	—	—	—	—	—
	Rochester	AHL	73	42	57	99	54	—	—	—	—	—
1986-87	Rochester	AHL	70	26	39	65	60	17	14	5	19	24
1987-88	Rochester	AHL	76	60	44	104	46	5	2	5	7	10
	Buffalo	NHL	2	0	0	0	0	—	—	—	—	—
1988-89	Rochester	AHL	65	31	38	69	50	—	—	—	—	—
1989-90	Rochester	AHL	75	45	38	83	42	17	4	6	10	12
1990-91	Rochester	AHL	73	42	43	85	36	15	6	10	16	14
1991-92	Rochester	AHL	67	40	40	80	54	16	5	9	14	10
	Buffalo	NHL	9	0	1	1	2	—	—	—	—	—
1992-93	Rochester	AHL	71	40	40	80	76	9	5	8	13	2
1993-94	Rochester	AHL	44	18	21	39	57	—	—	—	—	—
NHL TOTALS			68	14	15	29	26	0	0	0	0	0
TOTALS AS A SABRE			18	3	3	6	2	0	0	0	0	0

VIKTOR GORDIOUK



LEFT WING

BORN: April 11, 1970
Odintsovo, Soviet Union
HEIGHT: 5'10" **WEIGHT:** 176
SHOOTS: Right
LAST AMATEUR CLUB: Soviet Wings

HOW ACQUIRED: Seventh round draft choice (142nd overall) of the Sabres in 1990.

1993-94: Second on the Amerks in scoring, led the team in shorthanded goals (4) and plus/minus (+14) and tied for the lead in game-winning goals (6)...Won the following Rochester awards: Exec Club Offensive Player of the Year, Star of Stars Award, and Winners Edge Plus/Minus Leader.

CAREER: Played in his first Sabre/NHL game on Oct. 8, 1992...Three nights later (home vs. Montreal), Viktor enjoyed many Sabre/NHL firsts: goal, assist, points, and multiple-point game...Played with current NHLers Yuri Khmylev (Buffalo), Sergei Makarov (San Jose), and Dmitri Mironov (Toronto) on the Soviet Wings touring club in Super Series (1989-90).

PLAYING RECORD

Year	Team	League	REGULAR SEASON					PLAYOFFS				
			GP	G	A	PTS	PIM	GP	G	A	PTS	PIM
1986-87	Soviet Wings	USSR	2	0	0	0	0	—	—	—	—	—
1987-88	Soviet Wings	USSR	26	2	2	4	6	—	—	—	—	—
1988-89	Soviet Wings	USSR	41	5	1	6	10	—	—	—	—	—
1989-90	Soviet Wings	USSR	48	11	4	15	24	—	—	—	—	—
1990-91	Soviet Wings	USSR	46	12	10	22	22	—	—	—	—	—
1991-92	Soviet Wings	CIS	42	16	7	23	24	—	—	—	—	—
1992-93	Buffalo	NHL	16	3	6	9	0	—	—	—	—	—
	Rochester	AHL	35	11	14	25	8	17	9	9	18	4
1993-94	Rochester	AHL	74	28	39	67	26	4	3	0	3	2
NHL TOTALS			16	3	6	9	0	—	—	—	—	—
TOTALS AS A SABRE			16	3	6	9	0	—	—	—	—	—

MARKUS KETTERER


GOALTENDER

BORN: Helsinki, Finland
August 23, 1967
HEIGHT: 5'11" **WEIGHT:** 165
CATCHES: Left
LAST AMATEUR CLUB: Jokerit


HOW ACQUIRED: Fifth round draft choice (107th overall) of the Sabres in 1992.

PLAYING RECORD

Season	Club	League	REGULAR SEASON			PLAYOFFS						
			GP	MIN	GA	SO	AVG.	GP	MIN	GA	SO	AVG.
1987-88	Jokerit	Fin.	21		61	0		—	—	—	—	—
1988-89	TPS	Fin.	34	2021	95	2	2.82	3	139	6	0	2.59
1989-90	TPS	Fin.	29	1709	68	1	2.38	7	422	15	1	2.13
1990-91	TPS	Fin.	36	2022	85	2	2.52	8	440	13	2	1.77
1991-92	Jokerit	Fin.	37	2128	97	1	2.73	10	634	20	3	1.89
1992-93	Jokerit	Fin.	37	2064	96	3	2.79	2	130	11	0	5.07
1993-94	Rochester	AHL	32	1775	110	1	3.72	4	199	13	0	3.92



DOUG MACDONALD



LEFT WING

BORN: Assiniboia, Saskatchewan
February 8, 1969
HEIGHT: 6'0" **WEIGHT:** 192
SHOOTS: Left
LAST AMATEUR CLUB: U. of Wisconsin

HOW ACQUIRED: Fourth round draft choice (77th overall) of the Sabres in 1989.

CAREER: Made his NHL debut Feb. 17, 1993 in Hartford... Scored his first Sabre/NHL goal (in his third game) Apr. 10, 1993 at Detroit, on his first (Sabre/NHL) shot.

PLAYING RECORD


Year	Team	League	REGULAR SEASON					PLAYOFFS				
			GP	G	A	PTS	PIM	GP	G	A	PTS	PIM
1988-89	U. Wisconsin	WCHA	44	23	25	48	50	—	—	—	—	—
1989-90	U. Wisconsin	WCHA	44	16	35	51	52	—	—	—	—	—
1990-91	U. Wisconsin	WCHA	31	20	26	46	50	—	—	—	—	—
1991-92	U. Wisconsin	WCHA	29	14	25	39	58	—	—	—	—	—
1992-93	Rochester	AHL	64	25	33	58	58	7	0	2	2	4
	Buffalo	NHL	5	1	0	1	2	—	—	—	—	—
1993-94	Rochester	AHL	63	25	19	44	46	4	1	1	2	8
	Buffalo	NHL	4	0	0	0	0	—	—	—	—	—
NHL TOTALS			9	1	0	1	2	—	—	—	—	—
TOTALS AS A SABRE			9	1	0	1	2	—	—	—	—	—

BRIAN MCCARTHY

CENTER

BORN: Salem, Massachusetts
December 6, 1971
HEIGHT: 6'2" **WEIGHT:** 190
SHOOTS: Left


HOW ACQUIRED: Fourth round draft choice (82nd overall) of the Sabres in 1990.



PLAYING RECORD

Year	Team	League	REGULAR SEASON					PLAYOFFS				
			GP	G	A	PTS	PIM	GP	G	A	PTS	PIM
1989-90	Pingree	HS	—	25	40	65	—	—	—	—	—	—
1990-91	Providence	H.E.	33	7	6	13	33	—	—	—	—	—
1991-92	Did not play (transfer to St. Lawrence)											
1992-93	St. Lawrence	ECAC	18	7	5	12	44	—	—	—	—	—
1993-94	St. Lawrence	ECAC	29	12	15	27	32	—	—	—	—	—

KEVIN McCLELLAND



RIGHT WING

BORN: Oshawa, Ontario
July 4, 1962
HEIGHT: 6'2" **Weight:** 205
SHOOTS: Right
LAST AMATEUR CLUB: Niagara Falls


HOW ACQUIRED: Came to the Sabres on July 8, 1994 from the Winnipeg Jets in exchange for future considerations.

CAREER: Played on four Stanley Cup champion Edmonton Oiler teams... Hartford's fourth round draft choice (71st overall) in 1980... Traded to Pittsburgh by Hartford with Pat Boutette as compensation for Hartford's signing of free agent goaltender Greg Millen, June 29, 1981... Traded to Edmonton by Pittsburgh with Pittsburgh's sixth round choice (Emanuel Viveiros) in 1984 Entry Draft for Tom Roulston, December 5, 1983... Traded to Detroit by Edmonton with Jimmy Carson and Edmonton's fifth round choice (later traded to Montreal - Montreal selected Brad Layzell) in 1991 Entry Draft for Petr Kljma, Joe Murphy, Adam Graves, and Jeff Sharples, November 2, 1989... Signed as a free agent by Toronto, September 2, 1991... Traded to Winnipeg by Toronto for cash, August 12, 1993.

PLAYING RECORD

Year	Team	League	REGULAR SEASON					PLAYOFFS				
			GP	G	A	PTS	PIM	GP	G	A	PTS	PIM
1980-81	Niagara Falls	OHA	68	36	72	108	186	12	8	13	21	42
1981-82	Pittsburgh	NHL	10	1	4	5	4	5	1	1	2	5
	Niagara Falls	OHL	46	36	47	83	184					
1982-83	Pittsburgh	NHL	38	5	4	9	73					
1983-84	Pittsburgh	NHL	24	2	4	6	62					
	Baltimore	AHL	3	1	1	2	0					
	Edmonton	NHL	52	8	20	28	127	18	4	6	10	42
1984-85	Edmonton	NHL	62	8	15	23	205	18	1	3	4	75
1985-86	Edmonton	NHL	79	11	25	36	266	10	1	0	1	32
1986-87	Edmonton	NHL	72	12	13	25	238	21	2	3	5	43
1987-88	Edmonton	NHL	74	10	6	16	281	19	2	3	5	68
1988-89	Edmonton	NHL	79	6	14	20	161	7	0	2	2	16
1989-90	Edmonton	NHL	10	1	1	2	13					
	Detroit	NHL	61	4	5	9	183					
1990-91	Detroit	NHL	3	0	0	0	7					
	Adirondack	AHL	27	5	14	19	125					
1991-92	Toronto	NHL	18	0	1	1	33					
	St. John's	AHL	34	7	15	22	199	5	0	1	1	9
1992-93	St. John's	AHL	55	7	20	27	221	1	0	0	0	7
1993-94	Moncton	AHL	39	3	5	8	233	1	0	0	0	2
	Winnipeg	NHL	6	0	0	0	19					
NHL TOTALS			588	68	112	180	1672	98	11	18	29	281

DEAN MELANSON



DEFENSE

BORN: Antigonish, Nova Scotia
November 19, 1973
HEIGHT: 5'11" **WEIGHT:** 211
SHOOTS: Right
LAST AMATEUR CLUB: St. Hyacinthe

HOW ACQUIRED: Fourth round draft choice (80th overall) of the Sabres in 1992.

PLAYING RECORD

Year	Team	League	REGULAR SEASON					PLAYOFFS				
			GP	G	A	PTS	PIM	GP	G	A	PTS	PIM
1990-91	St. Hyacinthe	QMJHL	69	10	17	27	110	4	0	1	1	2
1991-92	St. Hyacinthe	QMJHL	42	8	19	27	158	6	1	2	3	25
1992-93	St. Hyacinthe	QMJHL	57	13	29	42	253					
	Rochester	AHL	8	0	1	1	6	14	1	6	7	18
1993-94	Rochester	AHL	80	1	21	22	138	4	0	1	1	2

MILAN NEDOMA

DEFENSE


BORN: Brno, Czechoslovakia
March 29, 1972
HEIGHT: 5'10" **WEIGHT:** 176
SHOOTS: Left

HOW ACQUIRED: Eighth round draft choice (166th overall) of the Sabres in 1990.

PLAYING RECORD

Year	Team	League	REGULAR SEASON					PLAYOFFS				
			GP	G	A	PTS	PIM	GP	G	A	PTS	PIM
1989-90	Zetor Brno	Czech. 1	35	1	4	5						
1990-91	Zetor Brno	Czech. 2										
1991-92	Dukla Trencin	Czech.	47	4	5	9	22					
1992-93	Dukla Trencin	Czech.	43	10	16	26						
1993-94	Stadion Hradec Kralove		37	11	7	18	0					

SCOTT NICHOL



CENTER

BORN: Edmonton, Alberta
December 31, 1974
HEIGHT: 5'8" **WEIGHT:** 160
SHOOTS: Right

HOW ACQUIRED: Eleventh round draft choice (272nd overall) of the Sabres in 1993.

PLAYING RECORD

Year	Team	League	REGULAR SEASON					PLAYOFFS				
			GP	G	A	PTS	PIM	GP	G	A	PTS	PIM
1992-93	Portland	WHL	67	31	33	64	146	16	8	8	16	41
1993-94	Portland	WHL	65	40	53	93	144	—	—	—	—	—


SERGEI PETRENKO

LEFT WING

BORN: September 10, 1968
Kharkov, Soviet Union
HEIGHT: 5'11" **WEIGHT:** 167
SHOOTS: Left
LAST AMATEUR CLUB: Dynamo Moscow

HOW ACQUIRED: Seventh round draft choice (168th overall) of the Sabres in 1993.


1993-94: Played in his first Sabre/NHL game Oct. 10...
Registered his first Sabre/NHL assist/point Oct. 15.



PLAYING RECORD

Year	Team	League	REGULAR SEASON					PLAYOFFS				
			GP	G	A	PTS	PIM	GP	G	A	PTS	PIM
1987-88	Moscow Dynamo	USSR	31	2	5	7	4	—	—	—	—	—
1988-89	Moscow Dynamo	USSR	23	4	6	10	6	—	—	—	—	—
1989-90	Moscow Dynamo	USSR	33	5	4	9	8	—	—	—	—	—
1990-91	Moscow Dynamo	USSR	43	14	13	27	10	—	—	—	—	—
1991-92	Russia	World Srs.	6	1	0	1	2	—	—	—	—	—
	Unified Team	Oly.	8	3	2	5	0	—	—	—	—	—
	Moscow Dynamo	CIS	31	9	10	19	10	—	—	—	—	—
1992-93	Moscow Dynamo	CIS	41	12	11	23	10	10	4	5	9	6
1993-94	Buffalo	NHL	15	0	4	4	0	—	—	—	—	—
	Rochester	AHL	38	16	15	31	8	—	—	—	—	—
NHL TOTALS			15	0	4	4	0	—	—	—	—	—
TOTALS AS A SABRE			15	0	4	4	0	—	—	—	—	—

PAUL RUSHFORTH



CENTER


BORN: Prince George, British Columbia
April 22, 1974
HEIGHT: 6'0" **WEIGHT:** 189
SHOOTS: Right

HOW ACQUIRED: Sixth round draft choice (131st overall) of the Sabres in 1992.

PLAYING RECORD

Year	Team	League	REGULAR SEASON					PLAYOFFS				
			GP	G	A	PTS	PIM	GP	G	A	PTS	PIM
1990-91	Ottawa	COJHL	38	14	16	30	58	—	—	—	—	—
1991-92	North Bay	OHL	65	8	11	19	24	19	0	2	2	6
1992-93	North Bay	OHL	21	4	10	14	24	—	—	—	—	—
	Belleville	OHL	36	21	19	40	38	7	7	2	9	4
1993-94	Belleville	OHL	63	28	35	63	109	12	6	3	9	8

STEVE SHIELDS



GOALTENDER

BORN: Toronto, Ontario
July 19, 1972
HEIGHT: 6'3" **WEIGHT:** 210
CATCHES: Left

HOW ACQUIRED: Fifth round draft choice (101st overall) of the Sabres in 1991.


CAREER: Became the CCHA and the NCAA all-time leader in goalie victories during the 1993-94 season. He eclipsed the previous CCHA mark of 67 (set by Bowling Green's Gary Kruzich) with his 81 conference wins. He also broke Kruzich's NCAA record of 88 career victories, by recording 111 wins...1993-94 First Team All-CCHA goaltender... Runner-up for the 1993-94 CCHA Best Goaltender...1993-94 Hobey Baker Finalist...1993-94 Second Team All-American...Named the CCHA Defensive Player of the Week twice during the 1993-94 season...Following the 1992-93 season, Steve was named to both the CCHA First All-Star Team and the NCAA West Second All-American Team.

WON-LOST-TIED: 1990-91: 26-6-3
1991-92: 27-7-2
1992-93: 30-6-2
1993-94: 28-6-1

PLAYING RECORD

Season	Club	League	REGULAR SEASON				PLAYOFFS			
			GP	MIN	GA	SO AVG.	GP	MIN	GA	SO AVG.
1990-91	U of Michigan	CCHA	37	1963	106	0 3.24	—	—	—	—
1991-92	U of Michigan	CCHA	37	2090	99	1 2.84	—	—	—	—
1992-93	U of Michigan	CCHA	39	2027	75	2 2.22	—	—	—	—
1993-94	U of Michigan	CCHA	36	1961	87	0 2.66	5	283	15	1 3.18

DENIS TSYGUROV



DEFENSE

BORN: February 26, 1971
Chelyabinsk, Soviet Union
HEIGHT: 6'3" **Weight:** 198
SHOOTS: Left
LAST AMATEUR CLUB: Togliatti

HOW ACQUIRED: Second round draft choice (38th overall) of the Sabres in 1993.

CAREER: Missed the first 27 games of the 1993-94 NHL season due to a deep thigh bruise suffered in a preseason game

September 25, 1993 vs. San Jose at San Francisco...Made his Sabre/NHL debut Dec. 31 vs. N.Y. Rangers...Named to the CIS All-Star Team following the 1992-93 season.

PLAYING RECORD


Year	Team	League	REGULAR SEASON					PLAYOFFS				
			GP	G	A	PTS	PIM	GP	G	A	PTS	PIM
1988-89	Chelyabinsk	USSR	8	0	0	0	2	—	—	—	—	—
1989-90	Chelyabinsk	USSR	27	0	1	1	18	—	—	—	—	—
1990-91	Chelyabinsk	USSR	26	0	1	1	16	—	—	—	—	—
1991-92	Togliatti	CIS	29	3	2	5	6	—	—	—	—	—
1992-93	Togliatti	CIS	37	7	13	20	29	10	1	1	2	6
1993-94	Buffalo	NHL	8	0	0	0	8	—	—	—	—	—
	Rochester	AHL	24	1	10	11	10	1	0	1	1	0
NHL TOTALS			8	0	0	0	8	—	—	—	—	—
TOTALS AS A SABRE			8	0	0	0	8	—	—	—	—	—

MIKHAIL VOLKOV

RIGHT WING

BORN: Voronezh, Soviet Union
March 9, 1972
HEIGHT: 5'10" **WEIGHT:** 174
SHOOTS: Right


HOW ACQUIRED: Eleventh round draft choice (233rd overall) of the Sabres in 1991.



PLAYING RECORD

Year	Team	League	REGULAR SEASON					PLAYOFFS				
			GP	G	A	PTS	PIM	GP	G	A	PTS	PIM
1989-90	Soviet Wings	USSR	24	0	2	2	4	—	—	—	—	—
1990-91	Soviet Wings	USSR	40	8	4	12	8	—	—	—	—	—
1991-92	Soviet Wings	CIS	37	3	6	9	16	—	—	—	—	—
1992-93	Soviet Wings	CIS	33	9	6	15	11	5	0	1	1	2
1993-94	Rochester	AHL	62	12	26	38	28	4	0	2	2	2

JIM WIEMER



DEFENSE

BORN: Sudbury, Ontario
January 9, 1961
HEIGHT: 6'4" **WEIGHT:** 216
SHOOTS: Left
LAST AMATEUR CLUB: Peterborough Petes (OHA)

HOW ACQUIRED: Signed as a free agent on August 17, 1994.


1993-94: Became the AHL's All-Time goal scoring leader among defensemen when he passed Ralph Keller's mark of 111.

CAREER: Buffalo's fourth round pick (83rd overall) in the 1980 NHL Entry Draft...Is tenth on the Rochester Americans' all-time list for career points by a defenseman with 129 (39 goals, 90 assists), and is twelfth on the club's all-time assist list for defensemen...Appeared in his first NHL playoff game before making a regular season appearance when in April 1983 the Sabres recalled him for a game vs. Boston. He then returned to Rochester and helped the Amers win the Calder Cup, winning the club's top defensive player award following that season...Played on the Amers' team that was defeated in the Calder Cup Finals the following year (1983-84)...Was an AHL First Team All-Star following the 1985-86 season and also earned the AHL's Defenseman of the Year award...Had career totals vs. Buffalo of three goals and seven assists for ten points to go with four penalty minutes in 24 games...Traded by the Sabres with Steve Patrick to the New York Rangers for Dave Maloney and Chris Renaud on December 6, 1984...Traded by the Rangers with Reijo Ruotsalainen, Clark Donatelli, and Ville Kentala to the Edmonton Oilers for Don Jackson, Mike Golden, Miloslav Horava and future considerations on October 23, 1986...Traded by the Oilers with Alan May to the Los Angeles Kings for Brian Wilks and John English on March 7, 1989...Signed as a free agent by Boston on July 6, 1989.

PLAYING RECORD

Season	Club	League	REGULAR SEASON					PLAYOFFS				
			GP	G	A	PTS	PIM	GP	G	A	PTS	PIM
1978-79	Peterborough	OHA	61	15	12	27	50	18	4	4	8	15
1979-80	Peterborough	OHA	53	17	32	49	63	14	6	9	15	19
1980-81	Peterborough	OHA	65	41	54	95	102	5	1	2	3	15
1981-82	Rochester	AHL	74	19	26	45	57	9	0	4	4	2
1982-83	Rochester	AHL	74	15	44	59	43	15	5	15	20	22
	Buffalo	NHL	—	—	—	—	—	1	0	0	0	0
1983-84	Buffalo	NHL	64	5	15	20	48	—	—	—	—	—
	Rochester	AHL	12	4	11	15	11	18	3	13	16	20
1984-85	Buffalo	NHL	10	3	2	5	4	—	—	—	—	—
	Rochester	AHL	13	1	9	10	24	—	—	—	—	—
	NY Rangers	NHL	22	4	3	7	30	1	0	0	0	0
	New Haven	AHL	33	9	27	36	39	—	—	—	—	—
1985-86	New Haven	AHL	7	3	0	3	2	8	1	0	1	6
	NY Rangers	NHL	73	24	49	73	108	—	—	—	—	—
	New Haven	AHL	6	0	7	7	6	—	—	—	—	—
1986-87	New Haven	AHL	59	9	25	34	72	5	0	4	4	2
	Nova Scotia	AHL	12	1	2	3	15	2	0	0	0	2
1987-88	Edmonton	NHL	57	11	32	43	99	5	1	1	2	14
	Nova Scotia	AHL	51	12	29	41	80	—	—	—	—	—
1988-89	Cape Breton	AHL	9	2	3	5	20	10	2	1	3	19
	Los Angeles	NHL	3	1	1	2	2	7	2	3	5	2
	New Haven	AHL	61	5	14	19	63	8	0	1	1	4
1989-90	Boston	NHL	6	3	4	7	27	—	—	—	—	—
	Maine	AHL	61	4	19	23	62	16	1	3	4	14
1990-91	Boston	NHL	47	1	8	9	84	15	1	3	4	14
1991-92	Boston	NHL	3	0	1	1	4	—	—	—	—	—
	Maine	AHL	28	1	6	7	48	1	0	0	0	4
1992-93	Boston	NHL	4	2	1	3	2	—	—	—	—	—
	Providence	AHL	35	5	12	17	81	—	—	—	—	—
1993-94	Providence	AHL	4	0	0	0	2	—	—	—	—	—
	Boston	NHL	325	29	72	101	378	62	5	8	13	63
NHL TOTALS			74	8	17	25	52	1	0	0	0	0
TOTALS AS A SABRE			—	—	—	—	—	—	—	—	—	—

JASON YOUNG



LEFT WING

BORN: Sudbury, Ontario
December 16, 1972
HEIGHT: 5'10" **WEIGHT:** 190
SHOOTS: Left
LAST AMATEUR CLUB: Sudbury Wolves

HOW ACQUIRED: Third round draft choice (57th overall) of the Sabres in 1991.

PLAYING RECORD

Year	Team	League
1989-90	Sudbury	OHL
1990-91	Sudbury	OHL
1991-92	Sudbury	OHL
1992-93	Rochester	AHL
1993-94	Rochester	AHL

REGULAR SEASON

GP	G	A	PTS	PIM
62	26	47	73	64
37	21	38	59	22
55	26	56	82	49
59	20	20	40	60
68	17	26	43	84

PLAYOFFS

GP	G	A	PTS	PIM
7	3	2	5	8
5	0	4	4	10
11	5	3	8	18
14	3	4	7	31
4	2	2	4	8

SABRE FACT

The following are yearly totals of man-games lost to injury:

1993-94 — 291	1984-85 — 155
1992-93 — 238	1983-84 — 145
1991-92 — 143	1982-83 — 123
1990-91 — 235	1981-82 — 108
1989-90 — 206	1980-81 — 160
1988-89 — 334	1979-80 — 45
1987-88 — 390	1978-79 — 187
1986-87 — 192	1977-78 — 233
1985-86 — 279	1976-77 — 93

ALSO DRAFTED BY THE SABRES

Mike Bavis

Selected in 12th Round in 1989

Season	Club	League	GP	G	A	PTS	PIM
1989-90	Boston Univ.	H.E.	44	2	11	13	28
1990-91	Boston Univ.	H.E.	40	5	18	23	47
1991-92	Boston Univ.	H.E.	34	11	13	24	32
1992-93	Boston Univ.	H.E.	40	12	11	23	87
1993-94	Rochester	AHL	65	3	11	14	89

Right Wing
6'0", 180 lbs.

Brian Holzinger

Selected in 6th Round in 1991

Season	Club	League	GP	G	A	PTS	PIM
1990-91	Detroit	US.Jr.	37	45	41	86	16
1991-92	Bowling Green	CCHA	30	14	8	22	36
1992-93	Bowling Green	CCHA	41	31	26	57	44
1993-94	Bowling Green	CCHA	38	22	15	37	24

Center
5'11", 180 lbs.

Barrie Moore

Selected in 9th Round in 1993

Season	Club	League	GP	G	A	PTS	PIM
1990-91	Strathroy	Jr. B	24	9	10	19	14
1991-92	Sudbury	OHL	62	15	38	53	57
1992-93	Sudbury	OHL	57	13	26	39	71
1993-94	Sudbury	OHL	65	36	49	85	69

Left Wing
5'11", 175 lbs.

Ethan Philpot

Selected in 3rd Round in 1993

Season	Club	League	GP	G	A	PTS	PIM
1990-91	Andover	US-HS.East	20	13	7	20	—
1991-92	Andover	US-HS.East	22	7	20	27	16
1992-93	Andover	US-HS.East	18	17	19	36	22
1993-94	Harvard	ECAC	3	1	0	1	8

Right Wing
6'4", 230 lbs.

Richard Safarik

Selected in 5th Round in 1993

Season	Club	League	GP	G	A	PTS	PIM
1991-92	Nitra	Czech.2	2	0	0	0	0
1992-93	Nitra	Czech.2	21	16	10	26	0
1993-94	Hull	QM/JHL	65	7	14	21	24

Left Wing
6'3", 194 lbs.

Ondrej Steiner

Selected in 3rd Round in 1992

Season	Club	League	GP	G	A	PTS	PIM
1991-92	Skoda Plzen	Czech.	4	0	1	1	0
1992-93	Skoda Plzen	Czech.	29	1	7	8	—
1993-94	Skoda Plzen	Czech.	31	3	6	9	0

Center
6'1", 176 lbs.

GOALIES

Chris Davis

Selected in 10th Round in 1993

Season	Club	League	GP	MIN	GA	GAA
1992-93	Calgary	Tier 2	42	2374	134	3.39
1993-94	Alaska-Anchorage	WCHA	9	390	27	4.15

Goalie
6'3", 177 lbs.

1994 ENTRY DRAFT SELECTIONS

ROUND ONE - 17TH CHOICE OVERALL

WAYNE PRIMEAU
Born: June 4, 1976

Season	GP	G	A	PTS	PIM
1991-92	63	36	50	86	96
1992-93	66	10	27	37	108
1993-94	65	25	50	75	75

CENTER
6'3" 193

Team (League)
Whitby (Midget)
Owen Sound (OHL)
Owen Sound (OHL)

ROUND TWO - 43RD CHOICE OVERALL

CURTIS BROWN
Born: February 12, 1976

Season	GP	G	A	PTS	PIM
1990-91	60	93	104	197	55
1991-92	36	35	30	65	44
1992-93	71	13	16	29	30
1993-94	72	27	38	65	82

CENTER/LEFT WING
6'0" 182

Team (League)
Unity (Bantam)
Moose Jaw (Midget)
Moose Jaw (WHL)
Moose Jaw (WHL)

ROUND THREE - 69TH CHOICE OVERALL

RUMUN NDUR
Born: July 7, 1975

Season	GP	G	A	PTS	PIM
1991-92	30	2	5	7	46
1992-93	22	1	3	4	30
1993-94	61	6	33	39	176

DEFENSE
6'2" 200

Team (League)
Sarnia (Jr. B)
Guelph (OHL)
Guelph (OHL)

ROUND FIVE - 121ST CHOICE OVERALL

SERGEI KLIMENTIEV
Born: April 5, 1975

Season	GP	G	A	PTS	PIM
1991-92	42	4	15	19	na
1992-93	3	0	0	0	4
1993-94	72	16	26	42	165

DEFENSE
5'11" 200

Team (League)
ShVSM Kiev (CIS Div 2)
Sokol Kiev (CIS)
Medicine Hat (WHL)

ROUND SIX - 147TH CHOICE OVERALL

CAL BENAZIC
Born: September 29, 1975

Season	GP	G	A	PTS	PIM
1990-91	40	4	15	19	150
1991-92	27	0	1	1	20
1992-93	60	5	37	42	210
1993-94	64	2	15	17	157

DEFENSE
6'3" 187

Team (League)
Prince George (Bantam)
Surrey Eagles (Jr. A)
Surrey Eagles (Jr. A)
Medicine Hat (WHL)

ROUND SEVEN - 168TH CHOICE OVERALL

STEVE PLOUFFE
Born: November 23, 1975

Season	GP	MINS	GA	SO	GAA
1991-92	28	na	na	na	2.26
1992-93	52	2678	240	0	5.38
1993-94	46	2492	172	1	4.14

GOALIE
5'11" 167

Team (League)
Laval Regents (Midget)
Granby (QMJHL)
Granby (QMJHL)

1994 ENTRY DRAFT SELECTIONS

ROUND SEVEN - 173RD CHOICE OVERALL

SHANE HNIDY
Born: November 8, 1975

Season	GP	G	A	PTS	PIM
1990-91	36	9	11	20	92
1991-92	56	1	3	4	11
1992-93	72	7	22	29	105
1993-94	69	7	26	33	113

DEFENSE
6'1" 200

Team (League)
Yellowhead Chiefs (Midget)
Swift Current (WHL)
S. Current/P. Albert (WHL)
Prince Albert (WHL)

ROUND SEVEN - 176TH CHOICE OVERALL

STEVE WEBB
Born: April 30, 1975

Season	GP	G	A	PTS	PIM
1991-92	37	9	9	18	195
1992-93	63	14	25	39	181
1993-94	33	6	15	21	117
	2	0	1	1	9

RIGHT WING
5'11" 205

Team (League)
Peterborough (Jr. B)
Windsor (OHL)
Windsor (OHL)
Peterborough (OHL)

ROUND EIGHT - 199TH CHOICE OVERALL

BOB WESTERBY
Born: October 29, 1975

Season	GP	G	A	PTS	PIM
1992-93	45	3	6	9	192
1993-94	50	6	9	15	218

LEFT WING
6'1" 195

Team (League)
Kamloops (WHL)
Kamloops (WHL)

ROUND NINE - 225TH CHOICE OVERALL

CRAIG MILLAR
Born: July 12, 1976

Season	GP	G	A	PTS	PIM
1992-93	43	2	1	3	8
1993-94	66	2	9	11	53

DEFENSE
6'2" 200

Team (League)
Swift Current (WHL)
Swift Current (WHL)

ROUND TEN - 251ST CHOICE OVERALL

MARK POLAK
Born: May 16, 1976

Season	GP	G	A	PTS	PIM
1991-92	53	16	24	40	68
1992-93	68	11	20	31	50
1993-94	70	20	26	46	48

CENTER
6'0" 188

Team (League)
Spruce Grove (Bantam)
Medicine Hat (WHL)
Medicine Hat (WHL)

ROUND ELEVEN - 277TH CHOICE OVERALL

SHAYNE WRIGHT
Born: June 30, 1975

Season	GP	G	A	PTS	PIM
1992-93	62	9	21	30	101
1993-94	64	11	24	35	95

DEFENSE
6'0" 189

Team (League)
Owen Sound (OHL)
Owen Sound (OHL)

PRONUNCIATIONS

Wayne Primeau - PREE-moh
Rumun Ndur - ray-moan en-der
Cal Benazic - ben-AAH-zik
Steve Plouffe - Ploof
Shane Hnidy - NID-ee
Mark Polak - pole-eck

DRAFT SELECTIONS 1970 - 1994

RD.	NO.	POS.
1	1	C
2	15	LW
3	29	D
4	43	C
5	57	F
6	71	D
7	84	G
8	97	C
9	107	C

RD.	NO.	POS.
1	5	LW
2	19	LW
3	33	D
4	47	C
5	61	D
6	75	C

RD.	NO.	POS.
1	5	D
2	25	D
3	37	D
4	53	D
5	69	G
6	85	RW

RD.	NO.	POS.
1	12	LW
2	28	D
3	44	LW
4	60	LW
5	76	RW
6	92	RW
7	108	D
8	124	RW

RD.	NO.	POS.
1	11	D
2	29	RW
3	47	LW
4	65	D
5	83	D
6	101	D
7	119	RW
8	136	LW
9	153	LW
10	168	C
11	183	C
12	196	LW

RD.	NO.	POS.
1	17	G
2	35	D
3	44	LW
4	53	RW
5	71	D
6	89	G
7	107	LW
8	125	D
9	143	RW
10	159	RW
11	174	G

AMATEUR TEAM
 Montreal Jr. Canadiens
 Brandon Wheat Kings
 Toronto Marlboros
 Edmonton Oil Kings
 Shawinigan Bruins
 Niagara Falls Flyers
 Boston University
 St. Catharines Black Hawks
 Drummondville Rangers

AMATEUR TEAM
 Montreal Jr. Canadiens
 Peterborough TPT's
 Saskatoon Blades
 Three Rivers Dukes
 Clarksons University
 Quebec Remparts

AMATEUR TEAM
 Niagara Falls Flyers
 Loyola Univ. (Montreal)
 Calgary Centennials
 Sorel Black Hawks
 Oshawa Generals
 University of Denver

AMATEUR TEAM
 Sudbury Wolves
 Quebec Remparts
 Quebec Remparts
 Quebec Remparts
 Peterborough TPT's
 Peterborough TPT's
 University of Denver
 University of Vermont

AMATEUR TEAM
 Oshawa Generals
 Calgary Centennials
 Sorel Black Hawks
 Peterborough TPT's
 St. Catharines Black Hawks
 Brown University
 Laval National
 Quebec Remparts
 Hamilton Red Wings
 Ottawa 67's
 Tokyo Katanas
 Cornwall Royals

AMATEUR TEAM
 Laval National
 St. Catharines Black Hawks
 London Knights
 St. Catharines Black Hawks
 Calgary Centennials
 Kitchener Rangers
 Regina Pats
 Ottawa 67's
 Lethbridge Broncos
 Oshawa Generals
 University of Notre Dame

DRAFT SELECTIONS 1970 - 1994

RD.	NO.	POS.
2	33	LW
4	69	LW
5	87	D
6	105	D

RD.	NO.	POS.
1	14	RW
2	32	C
4	68	D
5	86	G
6	104	D

RD.	NO.	POS.
1	13	D
2	32	LW
3	49	LW
4	66	D
5	82	G
6	99	LW
7	116	C
8	133	C
9	150	C

RD.	NO.	POS.
1	11	D
2	32	D
3	53	D
3	55	G
4	74	LW
5	95	C
6	116	G

RD.	NO.	POS.
1	20	RW
2	41	RW
3	56	RW
3	62	C
4	83	D
5	104	D
6	125	D
7	146	G
8	167	C
9	188	C
10	209	LW

RD.	NO.	POS.
1	17	RW
2	38	D
3	59	LW
3	60	D
4	80	RW
4	83	LW
5	101	C
6	122	D
7	143	D
8	164	C
9	185	D
10	206	RW

1976
 Kowal, Joe
 Maze, Henry
 Roscoe, Ron
 Lemieux, Don

1977
 Seiling, Ric
 Areschenkoff, Ron
 Stewart, Bill
 Sirois, Richard
 Ramsey, Wayne

1978
 Playair, Larry
 McKegney, Tony
 McLanahan, Rob
 Gazdic, Mike
 Ireland, Randy
 McGregor, Cam
 Eastman, Dan
 Stroebel, Eric
 O'Sullivan, Eugene

1979
 Ramsey, Mike
 Ruff, Lindy
 Robinson, Mark
 Cloutier, Jacques
 Hamel, Gilles
 Haworth, Alan
 Knickle, Rick

1980
 Patrick, Steve
 Moller, Mike
 McKenna, Sean
 North, Jay
 Wiemer, Jim
 Rueter, Dirk
 Naud, Daniel
 Pazvola, Jari
 Cunneynworth, Randy
 Beckon, Dave
 Bader, John

1981
 Dudacek, Jiri
 Virta, Hannu
 Aldred, Jim
 Chisholm, Colin
 Eatough, Jeff
 Wikberg, Anders
 Eivola, Mauri
 Butorac, Ali
 Leime, Heikki
 Orlando, Gates
 Sebek, Venci
 Harper, Warren

AMATEUR TEAM
 Hamilton Fincups
 Edmonton Oil Kings
 Hamilton Fincups
 Three Rivers Draveurs

AMATEUR TEAM
 St. Catharines Fincups
 Medicine Hat Tigers
 Niagara Falls Flyers
 Laval National
 Brandon Wheat Kings

AMATEUR TEAM
 Portland Winter Hawks
 Kingston Canadiens
 University of Minnesota
 Sudbury Wolves
 Portland Winter Hawks
 Cornwall Royals
 London Knights
 University of Minnesota
 Calgary Wranglers

AMATEUR TEAM
 University of Minnesota
 Lethbridge Broncos
 Victoria Cougars
 Three Rivers Draveurs
 Laval National
 Sherbrooke Beavers
 Brandon Wheat Kings

AMATEUR TEAM
 Brandon Wheat Kings
 Lethbridge Broncos
 Sherbrooke Beavers
 Jefferson H.S.
 Peterborough Petes
 Sault St. Marie Greyhounds
 Sorel Black Hawks
 T.P.S. (Finland)
 Ottawa 67's
 Peterborough Petes
 Irondale H.S.

AMATEUR TEAM
 Czechoslovakia
 T.P.S. (Finland)
 Kingston Canadiens
 Calgary Wranglers
 Cornwall Royals
 Timra (Sweden)
 T.P.S. (Finland)
 Ottawa 67's
 T.P.S. (Finland)
 Providence College
 Niagara Falls Flyers
 Prince Albert

DRAFT SELECTIONS 1970 - 1994

RD.	NO.	POS.
1	6	D
1	9	LW
1	16	C
2	26	C
2	30	D
4	68	D
4	79	C
5	100	RW
6	111	C
6	121	G
7	142	D
8	163	C
9	184	RW
10	205	G
11	226	D

RD.	NO.	POS.
1	5	G
1	10	RW
1	11	C
2	31	C
2	34	LW
4	74	G
5	94	D
6	114	D
7	134	C
8	154	D
9	174	D
10	194	D
11	214	D
12	234	G
12	235	LW

RD.	NO.	POS.
1	18	LW
2	39	LW
3	60	RW
4	81	D
5	102	LW
6	123	D
7	144	G
8	165	D
10	207	C
11	228	RW
12	249	LW

RD.	NO.	POS.
1	14	D
2	35	C
3	56	C
4	77	D
5	98	C
6	119	D
7	140	D
8	161	RW
9	182	LW
10	203	C
11	224	C
12	245	D

AMATEUR TEAM

South St. Paul H.S.
Victoria Cougars
Oshawa Generals
North St. Paul H.S.
Pitea (Sweden)
Tappara (Finland)
Providence College
West Island
Mariner H.S.
Almtuna (Sweden)
Niagara Falls Flyers
Three Rivers Draveurs
Cornwall Royals
Billings Bighorns
Cloquet H.S.

AMATEUR TEAM

Acton-Boxboro H.S.
Univ. of New Hampshire
Ottawa 67's
Kitchener Rangers
Kamloops Jr. Oilers
Kirkland Lake Intermediates
Regina Pats
Windsor Spitfires
IFK, Helsinki (Finland)
Redford (Mich.) Royals
Sault Ste. Marie Greyhounds
Kamloops Blazers
Kolner (West Germany)
Shawinigan Cataracts
Northwood Prep H.S.

AMATEUR TEAM

Vastra Frolunda (Sweden)
Regina Pats
Cornwall Royals
London Knights
Sault Ste. Marie Greyhounds
Drummondville
Kelowna Wings
Djurgardens (Sweden)
Ottawa 67's
Kelowna Wings
Seattle Breakers

AMATEUR TEAM

Vastra Frolunda (Sweden)
St. Jean Beavers
Windsor Compuware Spitfires
Sudbury Wolves
Victoria Cougars
Cornwall Royals
Sapko (Finland)
Lethbridge Broncos
Dukla Jihlava (Czech.)
Stratford Jr. B
Guelph Platers
Prince Albert Raiders

DRAFT SELECTIONS 1970 - 1994

RD.	NO.	POS.
1	5	D
2	26	D
3	47	RW
3	56	RW
4	68	D
5	89	D
6	110	D
7	131	RW
8	152	LW
9	173	D
10	194	G
11	215	D
S1	5	LW
S2	10	C

RD.	NO.	POS.
1	1	C
2	22	D
3	53	LW
4	84	G
5	85	RW
6	106	LW
7	127	D
8	148	D
8	153	C
9	169	LW
10	190	D
11	211	G
12	232	LW
S1	1	LW
S2	6	RW

RD.	NO.	POS.
1	13	RW
3	55	LW
4	76	D
5	89	RW
5	97	LW
6	106	D
6	118	LW
7	139	RW
8	160	D
9	181	G
11	223	RW
12	244	C
S3	18	D

RD.	NO.	POS.
1	14	D
3	56	RW
4	77	C
5	98	D
6	107	G
6	119	RW
8	161	C
8	183	RW
9	183	D
10	194	D
10	203	C
11	224	G
12	245	RW
S3	19	LW

1986
Anderson, Shawn
Brown, Greg
Corkum, Bob
Kerr, Kevin
Baseggio, David
Rooney, Larry
Baldris, Miguel
Hartman, Mike
Guay, Francois
Whitham, Shawn
Rein, Kenton
Arndt, Troy
Capello, Jeff
Cullen, John

1987
Turgeon, Pierre
Miller, Brad
MacVicar, Andrew
Bradley, John
Pergola, David
Marshall, Chris
Flanigan, Paul
Dooley, Sean
Roberts, Tim
Tkachuk, Grant
Herbers, Ian
Littman, David
MacIssac, Allan
Snuggerud, Dave
de Carle, Mike

1988
Savage, Joel
Loewen, Darcy
Carney, Keith
Mogilny, Alexander
Ray, Rob
Di Vita, David
McLaughlin, Mike
Griffith, Mike
Rucio, Daniel
Flaherty, Wade
Nieman, Thomas
Wallwork, Robert
Davies, Clarke

1989
Haller, Kevin
Thomas, Scott
MacDonald, Doug
Sutton, Ken
Pye, Bill
Barkley, Mike
Plante, Derek
Audette, Donald
Astley, Mark
Nelson, John
Henderson, Todd
Bavis, Michael
Boyce, Ian

AMATEUR TEAM

Team Canada
St. Marks H.S.
University of Maine
Windsor Compuware Spitfires
Yale University
Thayer
Shawinigan Cataracts
North Bay Centennials
Laval Titans
Providence College
Prince Albert Raiders
Portland Winter Hawks
University of Vermont
Boston University

AMATEUR TEAM

Granby Bisons
Regina Pats
Peterborough Petes
New Hampton H.S.
Belmont Hill H.S.
Boston College H.S.
New Hampton H.S.
Groton
Deerfield Academy
Saskatoon Blades
Swift Current Broncos
Boston College
Guelph Platers
University of Minnesota
Lake Superior St.

AMATEUR TEAM

Victoria Cougars
Spokane Chiefs
Mt. St. Charles H.S.
ZSKA Moscow
Cornwall Royals
Lake Superior St.
Choate
Ottawa 67's
Madison Memorial H.S.
Victoria Cougars
Choate
Miami (Ohio) University
Ferris State University

AMATEUR TEAM

Regina Pats
Nichols H.S.
University of Wisconsin
Saskatoon Blades
Northern Michigan University
University of Maine
Cloquet (Minn.) H.S.
Laval Titans
Lake Superior St.
Toronto Marlboros
Thunder Bay
Cushing Academy
University of Vermont

DRAFT SELECTIONS 1970 - 1994

1990
 May, Brad
 McCarthy, Brian
 Smelik, Richard
 Bojcum, Todd
 Pascall, Brad
 Gordioux, Viktor
 Nedoma, Milan
 Winch, Jason
 Naud, Sylvain
 Martin, Kenneth
 Rubachuk, Brad
 McFarlane, Shane

RD. 1
 4
 5
 5
 5
 7
 8
 9
 10
 11
 12
 S3

NO. 14
 82
 97
 100
 103
 142
 166
 187
 208
 229
 250
 24

POS. LW
 C
 D
 G
 D
 LW
 D
 LW
 RW
 LW
 C
 C

1991
 Boucher, Philippe
 Dawe, Jason
 Young, Jason
 Ambroziak, Peter
 Shields, Steve
 O'Donnell, Sean
 Holzinger, Brian
 Snell, Chris
 Kuntos, Jiri
 Iob, Tony
 Meany, Spencer
 Volkov, Mihail
 Smith, Mike
 Steer, Jamie

RD. 1
 2
 3
 4
 5
 6
 6
 7
 8
 9
 10
 11
 12
 S3

NO. 13
 35
 57
 72
 101
 123
 124
 145
 162
 189
 211
 233
 255
 19

POS. D
 LW
 LW
 LW
 G
 D
 C
 D
 D
 LW
 RW
 RW
 D
 RW

1992
 Cooper, David
 Cierny, Jozef
 Steiner, Ondrej
 Melanson, Dean
 Barnaby, Matthew
 Ketterer, Markus
 Khmylev, Yuri
 Rushforth, Paul
 Tiltgen, Dean
 Simon, Todd
 Kowalsky, Rick
 Clancy, Chris

RD. 1
 2
 3
 4
 4
 5
 5
 6
 8
 9
 10
 11

NO. 11
 35
 59
 80
 83
 107
 108
 131
 179
 203
 227
 251

POS. D
 LW
 C
 D
 LW
 G
 LW
 C
 C
 C
 RW
 LW

1993
 Tsygurov, Denis
 Philpott, Ethan
 Safarik, Richard
 Pozzo, Kevin
 Petrenko, Sergei
 Barrie, Mike
 Moore, Barrie
 Davis, Chris
 Nichol, Scott

RD. 2
 3
 5
 6
 7
 8
 9
 10
 11

NO. 38
 64
 116
 142
 168
 194
 220
 246
 272

POS. D
 RW
 LW
 D
 LW
 C
 LW
 G
 C

1994
 Primeau, Wayne
 Brown, Curtis
 Ndur, Rumun
 Klimentiev, Sergei
 Benazic, Cal
 Plouffe, Steve
 Hnidy, Shane
 Webb, Steve
 Westerby, Bob
 Millar, Craig
 Polak, Mark
 Wright, Shayne

RD. 1
 2
 3
 5
 6
 7
 7
 7
 8
 9
 10
 11

NO. 17
 43
 69
 121
 147
 168
 173
 176
 199
 225
 251
 277

POS. C
 C
 D
 D
 D
 G
 D
 RW
 LW
 D
 C
 D

AMATEUR TEAM
 Niagara Falls Thunder
 Pingree H.S. (Mass.)
 Vitkovice (Czech.)
 Peterborough Petes
 Univ. of North Dakota
 Krylja Sovetov
 Zetor Brno (Czech.)
 Niagara Falls Thunder
 Laval Titans
 Belmont Hill H.S. (Mass.)
 Lethbridge Hurricanes
 Univ. of North Dakota


AMATEUR TEAM
 Granby Bisons
 Peterborough Petes
 Sudbury Wolves
 Ottawa 67's
 Univ. of Michigan
 Sudbury Wolves
 Detroit Red Wings Jr. A
 Ottawa 67's
 Jihlava (Czech.)
 Sault St. Marie Greyhounds
 St. Lawrence University
 Krylja (U.S.S.R.)
 Lake Superior State
 Michigan Tech

AMATEUR TEAM
 Medicine Hat (WHL)
 Zvoien (Czech)
 Pizen (Czech)
 St. Hyacinthe (QMJHL)
 Beauport (QMJHL)
 Jokerit (Finland)
 Krylja (CIS)
 North Bay (OHL)
 Tri-City (WHL)
 Niagara Falls (OHL)
 Sault St. Marie (OHL)
 Cornwall (OHL)

AMATEUR TEAM
 Lada Togliatti (CIS)
 Phillips Andover Academy
 Nitra (EUR)
 Moose Jaw (WHL)
 Dynamo Moscow (CIS)
 Victoria (WHL)
 Sudbury (OHL)
 Calgary Royals (Tier 2)
 Portland (WHL)

AMATEUR TEAM
 Owen Sound (OHL)
 Moose Jaw (WHL)
 Guelph (OHL)
 Medicine Hat (WHL)
 Medicine Hat (WHL)
 Granby (QMJHL)
 Prince Albert (WHL)
 Peterborough (OHL)
 Kamloops (WHL)
 Swift Current (WHL)
 Medicine Hat (WHL)
 Owen Sound (OHL)

THE SEASON PAST



S in round number refers to the supplemental draft.

1993 PRESEASON RESULTS

9/17	Washington	3	Buffalo	2	(at Norfolk, VA)
9/18	Washington	6	Buffalo	3	(at Charleston, SC)
9/22	VANCOUVER	6	Buffalo	5	(OT)
9/23	Buffalo	3	San Jose	2	(OT - at Sacramento, CA)
9/25	San Jose	7	Buffalo	2	(at San Francisco, CA)
10/1	Toronto	3	BUFFALO	2	
10/2	TORONTO	3	Buffalo	2	

1993 PRESEASON SCORING

No.	Name	GP	G	A	PTS	PIM
1	Markus Ketterer	3	0	0	0	0
3	Dean Melanson	4	0	0	0	11
4	Phillippe Boucher	1	1	0	1	0
5	Mark Astley	5	0	2	2	2
6	Keith Carney	5	0	2	2	0
7	Petr Svoboda	4	0	1	1	0
8	Doug Bodger	6	0	2	2	4
9	Viktor Gordiuk	1	0	0	0	5
10	Dale Hawerchuk	6	1	5	6	2
13	Yuri Khmylev	2	0	1	1	0
14	Dave Hannan	5	1	1	2	6
15	Sergei Petrenko	6	3	1	4	0
16	Pat LaFontaine	2	0	3	3	2
18	Wayne Presley	1	0	0	0	0
19	Randy Wood	5	1	2	3	2
20	Bob Sweeney	7	0	1	1	2
21	Scott Thomas	2	0	1	1	2
22	Craig Simpson	5	2	0	2	6
24	Randy Moller	4	0	0	0	6
26	Sean O'Donnell	1	0	0	0	0
27	Brad May	7	2	0	2	34
28	Donald Audette	6	2	4	6	10
29	Denis Tsygurov	5	0	0	0	8
31	Grant Fuhr	4	0	0	0	2
32	Rob Ray	5	0	0	0	39
33	Jason Dawe	5	2	1	3	2
34	Gord Donnelly	3	0	1	1	18
35	Tom Draper	2	0	0	0	0
36	Matthew Barnaby	7	3	0	3	46
38	Jason Young	2	0	0	0	0
39	Dominik Hasek	2	0	0	0	0
40	Derek Plante	5	1	3	4	0
41	Ken Sutton	5	0	0	0	0
42	Richard Smehlik	1	0	2	2	0
43	Mikhail Volkov	3	0	1	1	2
	Bench					2

No.	Goalie	GP	MIN	GAA	GA	W-L-T
1	Markus Ketterer	3	87	4.14	6	0-1-0
31	Grant Fuhr	4	190	4.11	13	0-3-0
35	Tom Draper	2	58	6.21	6	1-1-0
39	Dominik Hasek	3	90	3.33	5	0-1-0

1994 PRESEASON SCHEDULE

Date	Opponent	Location
Sunday, September 11	NY Islanders	Hamilton, ONT
Wednesday, September 14	Hartford	St. Catharines, ONT
Friday, September 16	NY Islanders	Rochester, NY
Saturday, September 17	Toronto	Toronto, ONT
Wednesday, September 21	St. Louis	London, ONT
Friday, September 23	Toronto	Buffalo, NY
Saturday, September 24	Tampa Bay	Charleston, SC

ALL-TIME PRESEASON RESULTS

Year	Rec.	GF	GA	Year	Rec.	GF	GA
1970	1-5-3	22	37	1982	5-2-4	46	41
1971	4-1-5	34	31	1983	2-8-0	32	50
1972	5-2-2	24	18	1984	5-2-2	41	29
1973	0-6-2	17	28	1985	3-3-2	29	26
1974	4-4-0	24	27	1986	4-5-0	34	35
1975	3-6-0	25	35	1987	6-3-0	31	29
1976	4-5-1	27	29	1988	7-0-1	48	22
1977	3-3-4	28	27	1989	4-3-2	35	31
1978	5-6-0	37	42	1990	2-4-2	26	28
1979	3-6-2	36	38	1991	3-5-1	26	31
1980	4-5-2	35	43	1992	5-4-0	41	35
1981	2-5-3	40	41	1993	1-6-0	19	30

All-Time Preseason Record: 85-99-38

SABRE FACT

In the Sabres' first preseason game in 1970, the Rangers' Don Luce scored the tying goal in a 4-4 tie in Peterborough, Ontario.

TRANSACTIONS 1993-94

- Date - Transaction**
- 10-15 - Assigned Mark Astley to the Canadian Olympic Team.
 - 10-16 - Recalled Philippe Boucher from Rochester.
 - 10-20 - Assigned Matthew Barnaby to Rochester.
 - 10-27 - Acquired Craig Muni from Chicago for Keith Carney and a future draft choice.
 - 11-5 - Assigned Scott Thomas to Rochester.
 - 11-17 - Recalled Doug Macdonald from Rochester.
 - 11-19 - Recalled Scott Thomas from Rochester.
 - 11-24 - Reassigned Doug Macdonald to Rochester.
 - 11-26 - Recalled Markus Ketterer from Rochester.
 - 11-29 - Reassigned Scott Thomas to Rochester.
 - 12-2 - Recalled Scott Thomas from Rochester.
 - 12-8 - Assigned Denis Tsygurov to Rochester.
 - 12-15 - Traded Gord Donnelly to the Dallas Stars for James Black and a conditional draft choice in 1994.
 - 12-20 - Recalled Denis Tsygurov from Rochester.
 - 12-27 - Reassigned Philippe Boucher and James Black to Rochester.
 - 12-31 - Assigned Sergei Petrenko to Rochester.
 - 1-1 - Recalled Matthew Barnaby from Rochester.
 - 1-15 - Recalled James Black from Rochester.
 - 1-19 - Reassigned James Black to Rochester. Assigned Grant Fuhr to Rochester for conditioning purposes.
 - 1-24 - Recalled Todd Simon from Rochester.
 - 1-25 - Reassigned Todd Simon to Rochester.
 - 1-27 - Reassigned Scott Thomas to Rochester. Recalled Jason Dawe from Rochester.
 - 1-31 - Recalled Grant Fuhr from Rochester.
 - 2-1 - Reassigned Markus Ketterer to Rochester.
 - 2-12 - Reassigned Jason Dawe to Rochester.
 - 2-15 - Recalled Jason Dawe from Rochester.
 - 2-21 - Reassigned Denis Tsygurov to Rochester.
 - 2-24 - Recalled Philippe Boucher from Rochester.
 - 3-7 - Recalled Denis Tsygurov from Rochester.
 - 3-10 - Recalled Todd Simon from Rochester. Reassigned Matthew Barnaby and Denis Tsygurov to Rochester.
 - 3-20 - Recalled Sergei Petrenko from Rochester.
 - 3-25 - Recalled Matthew Barnaby from Rochester.
 - 3-26 - Reassigned Sergei Petrenko and Matthew Barnaby to Rochester.
 - 4-2 - Recalled Doug Macdonald from Rochester.
 - 4-3 - Recalled Matthew Barnaby from Rochester.
 - 4-5 - Reassigned Doug Macdonald to Rochester.
 - 4-21 - Recalled Markus Ketterer, Denis Tsygurov, Doug Macdonald, and Jason Young from Rochester.

1993-94 REGULAR SEASON SCORES

NO.	DATE	H/A	OPP.	SCORE	WLT	REC	GOALIE	ATT.	GOALS BY UNI. NO.	
									(in order scored)	
1	10/7	A	BOS	5-3	W	1-0-0	Fuhr	14,448	36,16(2),22,20	
2	10/9	A	MTL	4-7	L	1-1-0	Fuhr, Hasek	16,790	6,42,28,20	
3	10/10	H	HFD	2-3	L	1-2-0	Hasek	16,284	10(2)	
4	10/12	A	PHI	3-5	L	1-3-0	Fuhr	16,805	7,19,10	
5	10/15	H	NYR	2-5	L	1-4-0	Fuhr, Hasek	15,200	16,26	
6	10/16	A	WSH	3-4	L	1-5-0	Fuhr	12,461	21,22,10	
7	10/18	H	DET	4-6	L	1-6-0	Fuhr, Hasek	13,001	42,22,4,27	
8	10/22	H	PIT	2-4	L	1-7-0	Hasek	15,237	13,18	
9	10/23	A	HFD	3-3	T	1-7-1	Fuhr	11,872	13,42,10	
10	10/27	A	CGY	5-3	W	2-7-1	Fuhr	18,026	18,89,20,13,19	
11	10/29	A	EDM	6-3	W	3-7-1	Fuhr	13,011	89,27(2),22(2),19	
12	10/30	A	VAN	6-3	W	4-7-1	Fuhr	15,798	27,89,16,19,89,26	
13	11/3	+H	PIT	2-6	L	4-8-1	Fuhr	10,117	89,22	
14	11/7	H	BOS	3-4	L	4-9-1	Fuhr	15,273	89(2),18	
15	11/10	H	PHI	3-5	L	4-10-1	Fuhr	13,187	26,22,16	
16	11/13	A	PHI*	7-2	W	5-10-1	Hasek	17,281	13,26,89,19,18,10,26	
17	11/17	A	NJ	0-4	L	5-11-1	Hasek	11,165	—	
18	11/19	H	WPG	6-0	W	6-11-1	Fuhr	14,745	89,28,10,18,89(2)	
19	11/21	H	SJ	6-5	W	7-11-1	Fuhr	11,121	14,10,26,10,8,28	
20	11/22	A	OTT	5-2	W	8-11-1	Hasek	10,155	10,19,10,26(2)	
21	11/24	H	NJ	3-5	L	8-12-1	Fuhr	12,735	42(2),28	
22	11/26	H	OTT	5-2	W	9-12-1	Hasek	14,648	27,41,27,10,19	
23	11/27	A	QUE	2-2	T	9-12-2	Hasek	14,043	10,89	
24	11/29	A	TOR	3-0	W	10-12-2	Hasek	15,728	18,22,89	
25	12/1	A	TB	3-0	W	11-12-2	Hasek	18,386	26(3)	
26	12/2	A	FLA	1-2ot	L	11-13-2	Hasek	13,071	28	
27	12/5	H	BOS	3-1	W	12-13-2	Hasek	14,460	13(2),10	
28	12/8	A	OTT	3-1	W	13-13-2	Hasek	10,111	13,89,28	
29	12/10	H	CGY	6-2	W	14-13-2	Hasek	14,400	27,13,5,4,42,20	
30	12/11	A	HFD	3-0	W	15-13-2	Hasek	9,636	10,13,26	
31	12/13	A	NYR	0-2	L	15-14-2	Hasek	18,200	—	
32	12/16	A	PIT	1-2	L	15-15-2	Hasek	15,734	89	
33	12/17	H	LA	2-0	W	16-15-2	Hasek	16,284	19,18	
34	12/19	H	TB	3-3	T	16-15-3	Hasek	13,721	28,18,42	
35	12/23	H	MTL	5-0	W	17-15-3	Hasek	16,284	89,28,20,32,42	
36	12/26	A	NYI	3-4ot	L	17-16-3	Hasek	13,153	21,8,13	
37	12/27	H	PHI	0-2	L	17-17-3	Hasek	16,284	—	
38	12/31	H	NYR	4-1	W	18-17-3	Hasek	16,284	28,27,10,13	
39	1/2	H	TOR	3-3	T	18-17-4	Hasek	16,284	89,27,28	
40	1/7	H	PIT	3-4ot	L	18-18-4	Hasek	15,689	10,13(2)	
41	1/9	H	VAN	5-3	W	19-18-4	Hasek	14,501	26,10,13,26,42	
42	1/11	A	CHI	5-2	W	20-18-4	Hasek	17,355	26,27,28,20,19	

+ - game played at Sacramento, CA

* - afternoon game

1993-94 REGULAR SEASON SCORES

NO.	DATE	H/A	OPP.	SCORE	WLT	REC	GOALIE	ATT.	GOALS BY UNI. NO.	
									(in order scored)	
43	1/12	A	WPG	2-3	L	20-19-4	Hasek	13,336	10,28	
44	1/15	A	STL	1-2	L	20-20-4	Hasek	17,946	89	
45	1/16	A	DAL	4-2	W	21-20-4	Hasek	16,914	89,13,19,89	
46	1/19	H	EDM	1-1	T	21-20-5	Hasek	12,951	36	
47	1/24	A	T.B.	0-4	L	21-21-5	Hasek	10,261	—	
48	1/27	H	WSH	7-2	W	22-21-5	Hasek	11,409	26,42,10,13,27,32,20	
49	1/29	A	MTL*	3-2	W	23-21-5	Hasek	17,124	27,10,42	
50	1/30	H	FLA*	2-3	L	23-22-5	Hasek	13,051	43,28	
51	2/2	A	N.J.	3-2	W	24-22-5	Fuhr	12,951	89,8(2)	
52	2/4	A	FLA	7-2	W	25-22-5	Hasek	14,703	42,20,19,26,18,28,19	
53	2/6	H	NYI	4-1	W	26-22-5	Hasek	14,010	10(2),26,28	
54	2/8	A	NYI	1-3	L	26-23-5	Fuhr	2,966	28	
55	2/10	A	BOS	3-3	T	26-23-6	Fuhr	14,156	10,18,19	
56	2/11	H	MTL	5-1	W	27-23-6	Hasek	16,284	89,14,20,89,27	
57	2/13	H	DAL*	3-5	L	27-24-6	Hasek	14,461	28,89,41	
58	2/16	A	HFD	5-3	W	28-24-6	Fuhr	8,107	20,18,13,19,28	
59	2/18	H	FLA	4-1	W	29-24-6	Hasek	15,453	43,28,27,28	
60	2/20	A	WSH*	3-3	T	29-24-7	Fuhr	16,269	10(2),14	
61	2/21	H	QUE	2-1	W	30-24-7	Hasek	13,601	24,13	
62	2/23	H	ANA	4-2	W	31-24-7	Fuhr	15,651	19,26,10,7	
63	2/25	H	CHI	1-3	L	31-25-7	Hasek	16,284	41	
64	2/26	A	PIT	3-4	L	31-26-7	Fuhr	17,537	14,19,18	
65	3/2	A	OTT	7-2	W	32-26-7	Hasek	10,404	28,10,20,32,4(2),19	
66	3/4	H	PIT	2-1	W	33-26-7	Fuhr	16,284	13,5	
67	3/6	A	DET*	3-2	W	34-26-7	Hasek	19,875	8,10,13	
68	3/8	A	S.J.	4-4	T	34-26-8	Fuhr,	16,056	14,28,89(2)	
							Hasek			
69	3/9	A	ANA	3-0	W	35-26-8	Hasek	17,174	27(2),89	
70	3/12	A	L.A.	5-3	W	36-26-8	Hasek	16,005	28,13,27,89,13	
71	3/17	H	N.J.	1-6	L	36-27-8	Fuhr	14,356	24	
72	3/18	A	NYI*	2-2	T	36-27-9	Hasek	8,016	42,19	
73	3/20	H	OTT*	6-2	W	37-27-9	Hasek	13,951	13,10(2),42,13,19	
74	3/23	H	STL	2-3	L	37-28-9	Hasek	14,417	26,13	
75	3/25	H	HFD	6-3	W	38-28-9	Fuhr	15,003	43,8,18,43,27,18	
76	3/27	H	NYI*	4-1	W	39-28-9	Fuhr	15,691	28,89,10,18	
77	3/30	H	T.B.	2-3ot	L	39-29-9	Hasek	12,222	89,28	
78	4/1	H	BOS	5-0	W	40-29-9	Fuhr	16,284	10,26,28,18,10	
79	4/2	A	QUE	6-2	W	41-29-9	Hasek	15,097	13,14,4,13,19(2)	
80	4/4	A	QUE#*	4-6	L	41-30-9	Fuhr,	14,674	43,28,41,4	
							Hasek			
81	4/8	H	MTL	1-0	W	42-30-9	Hasek	16,284	28	
82	4/10	H	QUE*	4-1	W	43-30-9	Hasek	14,910	8,89,19,43	
83	4/12	A	NYR	2-3	L	43-31-9	Hasek	18,200	10,28	
84	4/14	H	WSH	2-3	L	43-32-9	Fuhr	14,600	89,18	

+ - game played at Minneapolis, MN

* - afternoon game

- rescheduled from March 1

PLAYOFF RESULTS

NO.	DATE	H/A	OPP.	SCORE	WLT	REC	GOALIE	ATT.	GOALS BY UNI. NO.	
									(In order scored)	
1	4/17	A	N.J.	2-0	W	1-0	Hasek	16,302	17,89	
2	4/19	A	N.J.	1-2	L	1-1	Hasek	14,107	89	
3	4/21	H	N.J.	1-2	L	1-2	Hasek	15,602	89	
4	4/23	H	N.J.	5-3	W	2-2	Hasek	16,284	18,13(2),18,32	
5	4/25	A	N.J.	3-5	L	2-3	Hasek	15,072	13,26,89	
6	4/27	H	N.J.	1-0(4ot)	W	3-3	Hasek	15,003	14	
7	4/29	A	N.J.	1-2	L	3-4	Hasek	18,107	4	

1993-94 NHL STANDINGS

WESTERN CONFERENCE

Team	GP	W	L	T	GF	GA	PTS	PCTG
Toronto Maple Leafs	84	43	29	12	280	243	98	.583
Dallas Stars	84	42	29	13	286	265	97	.577
St. Louis Blues	84	40	33	11	270	283	91	.542
Chicago Blackhawks	84	39	36	9	254	240	87	.518
Winnipeg Jets	84	24	51	9	245	344	57	.339

CENTRAL DIVISION

PACIFIC DIVISION

Calgary Flames	84	42	29	13	302	256	97	.577
Vancouver Canucks	84	41	40	3	279	276	85	.506
San Jose Sharks	84	33	35	16	252	265	82	.488
Anaheim Mighty Ducks	84	33	46	5	229	251	71	.423
Los Angeles Kings	84	27	45	12	294	322	66	.393
Edmonton Oilers	84	25	45	14	261	305	64	.381

EASTERN CONFERENCE

Team	GP	W	L	T	GF	GA	PTS	PCTG
Boston Bruins	84	42	29	13	289	252	97	.577
Montreal Canadiens	84	41	29	14	283	248	96	.571
Buffalo Sabres	84	43	32	9	282	218	95	.565
Quebec Nordiques	84	34	42	8	277	292	76	.452
Hartford Whalers	84	27	48	9	227	288	63	.375
Ottawa Senators	84	14	61	9	201	397	37	.220

NORTHEAST DIVISION

ATLANTIC DIVISION

New York Rangers	84	52	24	8	299	231	112	.667
New Jersey Devils	84	47	25	12	306	220	106	.631
Washington Capitals	84	39	35	10	277	263	88	.524
New York Islanders	84	36	36	12	282	264	84	.500
Florida Panthers	84	33	34	17	233	233	83	.494
Philadelphia Flyers	84	35	39	10	294	314	80	.476
Tampa Bay Lightning	84	30	43	11	224	251	71	.423

SCORING LEADERS

Player	GP	G	A	PTS
Wayne Gretzky, LA	81	38	92	130
Sergei Fedorov, Det	82	56	64	120
Adam Oates, Bos	77	32	80	112
Doug Gilmour, Tor	83	27	84	111
Pavel Bure, Van	76	60	47	107
Jeremy Roenick, Chi	84	46	61	107
Mark Recchi, Phil	84	40	67	107

GOALS AGAINST AVE.

Player	GP	GA	AVG.
DOMINIK HASEK, BUF	58	109	1.96
Martin Brodeur, NJ	47	105	2.40
Patrick Roy, Mtl	68	161	2.50
J. Vanbiesbrouck, F	57	145	2.53
Mike Richter, NYR	68	159	2.57

OTHER NHL LEADERS

Goals: Pavel Bure, Vancouver - 60
Assists: Wayne Gretzky, Los Angeles - 92
Points by a Defenseman: Ray Bourque, Boston - 91
Power Play Goals: Pavel Bure, Vancouver & Brett Hull, St. Louis - 25
Short-Handed Goals: Brendan Shanahan, St. Louis - 7
Game-Winning Goals: Cam Neely, Boston - 13
Game-Tying Goals: Four players tied at three each.
Shots: Brendan Shanahan, St. Louis - 397
Shooting Percentage: Cam Neely, Boston - 27.0
Plus/Minus: Scott Stevens, New Jersey - +53
Points by a Rookie: Mikael Renberg, Philadelphia - 82
Wins by a Goalie: Mike Richter, N.Y. Rangers - 42
Save Percentage: DOMINIK HASEK, BUFFALO - .930
Shutouts: DOMINIK HASEK, BUFFALO, Patrick Roy, Montreal, & Ed Belfour, Chicago - 7

1993-94 NHL AWARD WINNERS

Hart Memorial Trophy: Sergei Fedorov, Detroit
James Norris Memorial Trophy: Ray Bourque, Boston
Calder Memorial Trophy: Martin Brodeur, New Jersey
Frank Selke Trophy: Sergei Fedorov, Detroit
Lady Byng Memorial Trophy: Wayne Gretzky, Los Angeles
Vezina Trophy: DOMINIK HASEK, BUFFALO
Jack Adams Award: Jacques Lemaire, New Jersey
King Clancy Award: Adam Graves, N.Y. Rangers
Conn Smythe Trophy: Brian Leetch, N.Y. Rangers
Art Ross Trophy: Wayne Gretzky, Los Angeles
William Jennings Trophy: DOMINIK HASEK & GRANT FUHR, BUFFALO
Bill Masterton Trophy: Cam Neely, Boston

SABRE FACT

The Sabres only have a losing record against four teams in Buffalo history (Boston, Montreal, Philadelphia, and Edmonton).

1993-94 FINAL REGULAR SEASON SCORING

NO.	PLAYER	GP	G	A	PTS	+/-	PIM	PP	SH	GW	GT	S	PCTG	
10	Dale Hawerchuk	81	35	51	86	10	91	13	1	7	0	227	15.4	
89	Alexander Mogilny	66	32	47	79	8	22	17	0	7	1	258	12.4	
28	Donald Audette	77	29	30	59	2	41	16	1	4	0	207	14.0	
13	Yuri Khmylev	72	27	31	58	13	49	11	0	4	0	171	15.8	
26*	Derek Plante	77	21	35	56	4	24	8	1	2	0	147	14.3	
27	Brad May	84	18	27	45	-6	171	3	0	3	0	166	10.8	
42	Richard Smehlik	84	14	27	41	22	69	3	3	1	1	106	13.2	
8	Doug Bodger	75	7	32	39	8	76	5	1	1	0	144	4.9	
19	Randy Wood	84	22	16	38	11	71	2	2	5	0	161	13.7	
18	Wayne Presley	65	17	8	25	18	103	1	5	1	0	93	18.3	
20	Bob Sweeney	60	11	14	25	3	94	3	3	1	0	76	14.5	
41	Keri Sutton	78	4	20	24	-6	71	1	0	0	0	95	4.2	
14	Dave Hannan	83	6	15	21	10	53	0	3	1	0	40	15.0	
16	Pat LaFontaine	16	5	13	18	-4	2	1	0	0	0	40	12.5	
22	Craig Simpson	22	8	8	16	-2	8	2	0	2	0	28	28.6	
7	Petr Svoboda	60	2	14	16	11	89	1	0	0	0	80	2.5	
4	* Philippe Boucher	38	6	8	14	-1	29	4	0	1	0	67	9.0	
5	Craig Muni (CHI)	9	0	4	4	3	4	0	0	0	0	6	.0	
	(BUF)	73	2	8	10	28	62	0	1	2	0	39	5.1	
	(TOT)	82	2	12	14	31	66	0	1	2	0	45	4.4	
43	* Jason Dawe	32	6	7	13	1	12	3	0	1	0	35	17.1	
24	# Randy Moller	78	2	11	13	-5	154	0	0	0	0	77	2.6	
32	Rob Ray	82	3	4	7	2	274	0	0	0	0	34	8.8	
36	* Matthew Barnaby	35	2	4	6	-7	106	1	0	0	0	13	15.4	
40	# James Black (DAL)	13	2	3	5	-4	2	2	0	0	0	16	12.5	
	(BUF)	2	0	0	0	0	0	0	0	0	0	2	.0	
	(TOT)	15	2	3	5	-4	2	2	0	0	0	18	11.1	
21	* Scott Thomas	32	2	2	4	-6	8	1	0	0	0	26	7.7	
6	# Keith Carney	7	1	3	4	-1	4	0	0	0	0	6	16.7	
15	* Sergei Petrenko	15	0	4	4	-3	0	0	0	0	0	7	.0	
31	Grant Fuhr	32	0	4	4	0	16	0	0	0	0	0	.0	
39	Dominik Hasek	58	0	3	3	0	6	0	0	0	0	0	.0	
17	* Todd Simon	15	0	1	1	-3	0	0	0	0	0	14	.0	
33	* Mark Astley	1	0	0	0	-1	0	0	0	0	0	0	2	.0
44	* Doug Macdonald	4	0	0	0	-2	0	0	0	0	0	3	.0	
29	* Denis Tsygurov	8	0	0	0	-1	8	0	0	0	0	3	.0	
34	# Gord Donnelly	7	0	0	0	1	31	0	0	0	0	2	.0	

NO.	GOALTENDER	GP	MINS	AVG	W	L	T	EN	SO	GA	SA	SPCT	A	PIM
39	Dominik Hasek	58	3358	1.95	30	20	6	3	7	109	1552	.930	3	6
31	Grant Fuhr	32	1726	3.68	13	12	3	0	2	106	.907	.883	4	16
	Team Totals	84	5097	2.57	43	32	9	3	9	218	2462	.911		

* - rookie

- no longer with organization

HOME/ROAD SCORING 1993-94 REGULAR SEASON

	HOME				ROAD				TOTAL			
	GP	G	A	Pts.	GP	G	A	Pts.	GP	G	A	Pts.
Dale Hawerchuk	42	19	25	44	39	16	26	42	81	35	51	86
Alexander Mogilny	34	15	28	43	32	17	19	36	66	32	47	79
Donald Audette	38	16	13	29	39	13	17	30	77	29	30	59
Yuri Khmylev	37	14	16	30	35	13	15	28	72	27	31	58
Derek Plante	40	10	18	28	37	11	17	28	77	21	35	56
Brad May	42	10	12	22	42	8	15	23	84	18	27	45
Richard Smehlik	42	9	19	28	42	5	8	13	84	14	27	41
Doug Bodger	38	3	17	20	37	4	15	19	75	7	32	39
Randy Wood	42	5	6	11	42	17	10	27	84	22	16	38
Wayne Presley	33	10	5	15	32	7	3	10	65	17	8	25
Bob Sweeney	27	4	6	10	33	7	8	15	60	11	14	25
Ken Sutton	42	3	10	13	36	1	10	11	78	4	20	24
Dave Hannan	41	2	8	10	42	4	7	11	83	6	15	21
Pat LaFontaine	7	2	4	6	9	3	9	12	16	5	13	18
Craig Simpson	8	3	2	5	14	5	6	11	22	8	8	16
Petr Svoboda	28	1	7	8	32	1	7	8	60	2	14	16
Philippe Boucher	17	2	5	7	21	4	3	7	38	6	8	14
Jason Dawe	18	5	4	9	14	1	3	4	32	6	7	13
Randy Moller	40	2	5	7	38	0	6	6	78	2	11	13
Craig Muni	38	2	2	4	35	0	6	6	73	2	8	10
Rob Ray	41	2	1	3	41	1	3	4	82	3	4	7
Matthew Barnaby	16	1	2	3	19	1	2	3	35	2	4	6
Scott Thomas	16	0	2	2	16	2	0	2	32	2	2	4
Keith Carney	4	0	2	2	3	1	1	2	7	1	3	4
Sergei Petrenko	8	0	2	2	6	0	2	2	14	0	4	4
Grant Fuhr	15	0	3	3	17	0	1	1	32	0	4	4
Dominik Hasek	29	0	2	2	29	0	1	1	58	0	3	3
Todd Simon	10	0	0	0	5	0	1	1	15	0	1	1
Mark Astley	0	0	0	0	1	0	0	0	1	0	0	0
James Black	0	0	0	0	2	0	0	0	2	0	0	0
Doug Macdonald	2	0	0	0	2	0	0	0	4	0	0	0
Gord Donnelly	2	0	0	0	5	0	0	0	7	0	0	0
Denis Tsygurov	3	0	0	0	5	0	0	0	8	0	0	0

SCORING BY HALVES OF SEASON

Name	1st Half				2nd Half				Totals			
	93-94 Season				93-94 Season				93-94 Season			
	GP	G	A	Pts	GP	G	A	Pts	GP	G	A	Pts
Dale Hawerchuk	42	18	26	44	39	17	25	42	81	35	51	86
Alexander Mogilny	33	17	25	42	33	15	22	37	66	32	47	79
Donald Audette	37	11	15	26	40	18	15	33	77	29	30	59
Yuri Khmylev	36	14	12	26	36	13	19	32	72	27	31	58
Derek Plante	37	15	15	30	40	6	20	26	77	21	35	56
Brad May	42	10	11	21	42	8	16	24	84	18	27	45
Richard Smehlik	42	9	9	18	42	5	18	23	84	14	27	41
Doug Bodger	36	2	19	21	39	5	13	18	75	7	32	39
Randy Wood	42	9	10	19	42	13	6	19	84	22	16	38
Wayne Presley	32	8	3	11	33	9	5	14	65	17	8	25
Bob Sweeney	32	6	9	15	28	5	5	10	60	11	14	25
Ken Sutton	37	1	11	12	41	3	9	12	78	4	20	24
Dave Hannan	41	1	5	6	42	5	10	15	83	6	15	21
Pat LaFontaine	16	5	13	18	0	0	0	0	16	5	13	18
Craig Simpson	21	8	8	16	1	0	0	0	22	8	8	16
Petr Svoboda	31	1	8	9	29	1	6	7	60	2	14	16
Philippe Boucher	20	2	5	7	18	4	3	7	38	6	8	14
Craig Muni	41	1	8	9	41	1	4	5	82	2	12	14
Jason Dawe	0	0	0	0	32	6	7	13	32	6	7	13
Randy Moller	38	0	4	4	40	2	7	9	78	2	11	13
Rob Ray	40	1	4	5	42	2	0	2	82	3	4	7
Matthew Barnaby	9	1	2	3	26	1	2	3	35	2	4	6
James Black	13	2	3	5	2	0	0	0	15	2	3	5
Scott Thomas	27	2	2	4	5	0	0	0	32	2	2	4
Sergei Petrenko	12	0	3	3	2	0	1	1	14	0	4	4
Todd Simon	0	0	0	0	15	0	1	1	15	0	1	1
Mark Astley	1	0	0	0	0	0	0	0	1	0	0	0
Doug Macdonald	3	0	0	0	1	0	0	0	4	0	0	0
Denis Tsygurov	3	0	0	0	5	0	0	0	8	0	0	0

Goalies	GP	MIN	GA	GAA	GP	MIN	GA	GAA	GP	MIN	GA	GAA
Grant Fuhr	16	889	64	4.32	16	837	42	3.01	32	1726	106	3.68
Dominik Hasek	29	1652	53	1.92	29	1706	56	1.97	58	3358	109	1.95

EMPTY NET GOALS

Current Sabres Only

By Sabres	93-94	92-93	91-92	90-91	89-90
Yuri Khmylev	2	0	0	0	0
Wayne Presley	1	0	1	0	0
Randy Wood	1	0	2	0	0
Pat LaFontaine	0	2	2	0	0
Alexander Mogilny	0	1	0	0	0
Bob Sweeney	0	1	0	0	0
Dave Hannan	0	0	1	0	0
Donald Audette	0	0	0	1	0
Dale Hawerchuk	0	0	0	3	6
Others	0	0	0	3	9
Team Total	4	6	8	4	9
By Opponents	3	5	4	3	3

1993-94 ENG by opponents: Adam Graves (NYR), Dave Gagner (DAL), Russ Courtnall (DAL)

CURRENT STREAKS

Unbeaten Streak	Last Loss	Last Game
Toronto Maple Leafs	6	2/17/91
Ottawa Senators	6	2/8/93
Calgary Flames	5	12/8/91
Montreal Canadiens	4	10/9/93
Hartford Whalers	4	10/10/93
Boston Bruins	3	11/7/93
Anaheim Mighty Ducks	2	None
San Jose Sharks	2	3/9/94
Edmonton Oilers	2	1/31/93
Vancouver Canucks	2	3/1/93
Los Angeles Kings	2	3/15/93
Florida Panthers	2	1/30/94
New York Islanders	2	2/8/94
Detroit Red Wings	1	10/18/93
Pittsburgh Penguins	1	2/26/94
Quebec Nordiques	1	4/4/94

Winless Streak	Last Win	Last Game
Tampa Bay Lightning	3	12/1/93
St. Louis Blues	2	3/16/93
Washington Capitals	2	1/27/94
Philadelphia Flyers	1	11/13/93
Winnipeg Jets	1	11/19/93
New York Rangers	1	12/31/93
Chicago Blackhawks	1	1/11/94
Dallas Stars	1	1/16/94
New Jersey Devils	1	2/2/94

ALL-TIME RECORDS BY TEAM

ALL-TIME RECORD	GP	W	L	T	GF	GA	PTS.	PCT.
Anaheim	2	2	0	0	7	2	4	1.000
Ottawa	12	10	1	1	61	24	21	.875
COLORADO	31	25	2	2	142	76	54	.786
San Jose	7	5	1	1	37	28	11	.713
Washington	73	48	10	4	311	202	107	.733
Winnipeg	44	39	13	8	191	139	58	.630
CLEVELAND	46	25	34	11	395	297	119	.601
Toronto	39	54	10	4	354	300	110	.598
Detroit	32	49	31	12	5	141	49	.598
Calgary	41	22	14	7	158	139	45	.582
New Jersey	38	19	17	16	153	408	130	.591
Hartford	110	57	37	1	16	15	7	.583
Tampa Bay	6	6	2	1	16	261	100	.582
MINNESOTA	89	42	31	16	305	241	92	.561
N.Y. Islanders	82	40	30	12	266	299	102	.589
Los Angeles	91	43	32	16	345	324	105	.559
N.Y. Rangers	86	44	33	12	294	254	98	.567
Chicago	88	43	33	11	136	111	39	.557
ATLANTA	35	15	32	26	383	325	104	.536
Pittsburgh	97	39	42	17	393	379	115	.532
Quebec	108	49	42	10	294	303	89	.506
St. Louis	87	39	38	10	310	298	90	.500
Vancouver	89	36	35	2	0	4	4	.500
Florida	2	1	1	0	7	7	2	.500
Dallas	163	65	74	24	561	591	154	.472
Boston	154	57	71	26	473	544	140	.455
Montreal	91	32	45	7	283	311	78	.429
Philadelphia	91	32	45	7	154	167	33	.367
Edmonton	45	13	25	7				

HOME RECORD	GP	W	L	T	GF	GA	PTS.	PCT.
Ottawa	5	4	0	0	30	9	10	1.000
San Jose	4	4	0	0	21	16	8	1.000
Anaheim	1	1	0	0	104	59	40	.909
Washington	22	19	1	1	80	35	29	.906
COLORADO	16	14	1	1	169	100	60	.789
Washington	38	28	6	4	209	124	89	.767
Detroit	45	28	1	1	85	54	29	.725
Calgary	45	24	11	6	174	116	62	.688
Chicago	48	30	12	4	67	183	138	.682
N.Y. Rangers	44	28	12	4	94	63	31	.674
St. Louis	48	28	12	5	212	146	65	.650
CLEVELAND	23	13	10	3	218	172	70	.646
Toronto	54	31	15	8	79	119	56	.636
Quebec	18	10	5	3	165	118	62	.633
New Jersey	44	23	11	10	214	140	51	.622
MINNESOTA	49	24	13	14	5	119	65	.602
Pittsburgh	41	23	18	5	229	177	54	.600
N.Y. Islanders	54	28	18	8	164	130	54	.600
Hartford	82	41	27	14	310	255	86	.584
Vancouver	45	23	14	8	183	141	52	.578
Boston	77	35	22	15	155	136	48	.545
Montreal	44	21	17	6	75	61	19	.528
Los Angeles	44	21	17	6	95	90	23	.500
Philadelphia	18	8	9	1	10	10	3	.500
ATLANTA	23	9	9	5	6	4	4	.500
Edmonton	3	1	1	1	0	0	0	.000
Tampa Bay	2	1	1	0	3	5	0	.000
Florida	1	0	1	0				
Dallas	1	0	1	0				

* - includes one game played at Hamilton, ONT.
 ** - includes one game played at Sacramento, CAL.

ROAD RECORD	GP	W	L	T	GF	GA	PTS.	PCT.
Anaheim	1	1	0	0	0	0	2	1.000
Dallas	1	1	0	0	4	2	25	.833
COLORADO	15	11	1	3	62	41	15	.786
Ottawa	7	5	1	1	31	15	11	.671
Washington	35	20	8	7	142	190	47	.667
Washington	3	2	1	0	6	5	4	.667
Tampa Bay	17	7	4	6	80	50	20	.588
ATLANTA	43	28	18	9	97	76	27	.587
CLEVELAND	23	12	9	2	179	168	65	.580
Hartford	49	28	18	8	183	151	54	.551
Toronto	29	9	7	4	76	69	22	.550
New Jersey	22	11	9	2	82	71	24	.545
Winnipeg	28	11	9	2	158	158	50	.543
Los Angeles	46	21	17	8	182	122	41	.500
N.Y. Islanders	41	17	17	7	119	122	41	.500
San Jose	3	1	1	0	0	4	2	.500
Florida	45	19	20	6	140	142	44	.489
MINNESOTA	21	8	9	4	73	77	20	.478
Calgary	48	15	21	12	169	185	42	.438
Pittsburgh	47	18	24	5	145	176	41	.436
Detroit	47	18	24	5	129	164	39	.424
N.Y. Rangers	46	14	21	11	120	138	36	.419
Chicago	47	15	22	6	175	207	45	.417
Quebec	44	13	21	10	146	168	36	.409
Vancouver	54	18	27	9	251	336	58	.358
Boston	81	24	47	6	111	165	28	.326
St. Louis	43	11	26	6	8	8	28	.325
Montreal	77	21	46	8	229	323	50	.319
Philadelphia	47	11	31	5	128	175	30	.319
Edmonton	22	4	16	2	59	97	10	.227

* - includes one game played at Hamilton, ONT.
 ** - includes one game played at Minneapolis, MN

(Delunct teams in CAPS)



BUFFALO SABRES



V S . A N A H E I M

1993-94 SUMMARY:

	GP	W	L	T	GF	GA	PTS	PIM	PPG	PPA
Buffalo	2	2	0	0	7	2	4	26	1	12
Anaheim	2	0	2	0	2	7	0	26	1	7

AT BUFFALO

Feb. 23 - Buffalo 4 Anaheim 2

AT ANAHEIM

Mar. 9 - Buffalo 3 Anaheim 0

INDIVIDUAL SCORING LEADERS

BUFFALO	GP	G	A	PTS	PIM	ANAHEIM	GP	G	A	PTS	PIM
D. Audette	2	0	3	3	0	P. Carnback	1	0	0	0	0
M. Barnaby	1	0	0	0	0	B. Corkum	2	0	0	0	0
D. Bodger	2	0	0	0	2	B. Dallas	2	0	0	0	4
P. Boucher	1	0	0	0	2	P. Douris	2	0	0	0	0
J. Dawe	2	0	1	1	2	T. Ewen	2	0	0	0	2
G. Fuhr	1	0	0	0	0	M. Ferner	1	0	0	0	4
D. Hannan	2	0	2	2	0	S. Grimson	1	0	0	0	0
D. Hasek	1	0	0	0	0	G. Hebert	2	0	0	0	0
D. Hawerchuk	2	1	1	2	0	S. Hill	2	0	0	0	0
Y. Khmylev	2	0	1	1	0	B. Houlder	2	0	1	1	0
B. May	2	2	1	3	10	R. Ladouceur	2	0	0	0	2
A. Mogilny	2	1	0	1	0	S. Lebeau	2	0	0	0	2
R. Moller	1	0	0	0	0	T. Loney	2	0	0	0	2
C. Muni	2	0	0	0	0	D. McSween	1	1	0	1	0
D. Plante	1	1	0	1	0	J. Sacco	2	0	0	0	0
W. Presley	2	0	0	0	0	A. Semenov	1	0	0	0	0
R. Ray	2	0	0	0	0	J. Skalde	1	0	0	0	0
R. Smehlik	2	0	3	3	2	T. Sweeney	2	0	1	1	0
K. Sutton	2	0	0	0	0	G. Valk	2	0	0	0	4
P. Svoboda	2	1	0	1	4	S. Van Allen	2	0	0	0	2
B. Sweeney	2	0	1	1	2	D. Williams	2	0	0	0	2
R. Wood	2	1	0	1	2	T. Yake	2	1	0	1	2

GWG: Hawerchuk, May
PPG: Mogilny
SHG: None

GWG: None
PPG: Yake
SHG: None

GOALTENDING

BUFFALO	GP	MIN	GA	EN	SO	AVG.	W	L	T
Fuhr	1	60	2	0	0	2.00	1	0	0
Hasek	1	60	0	0	0	0.00	1	0	0

GOALS BY PERIOD

	1	2	3	OT	TOT
Buffalo	1	4	2	x	7
Anaheim	0	1	1	x	2

ANAHEIM	GP	MIN	GA	EN	SO	AVG.	W	L	T
Hebert	2	119	7	0	0	3.53	0	2	0

	1	2	3	OT	TOT
Buffalo	16	11	14	x	41
Anaheim	12	15	18	x	45

Last Sabres' Win in Buffalo: February 23, 1994 (4-2)
Last Sabres' Win in Anaheim: March 9, 1994 (3-0)

Last Ducks' Win in Buffalo: None
Last Ducks' Win in Anaheim: None



BUFFALO SABRES



V S . B O S T O N

1993-94 SUMMARY:

	GP	W	L	T	GF	GA	PTS	PIM	PPG	PPA
Buffalo	5	3	1	1	19	11	7	119	8	29
Boston	5	1	3	1	11	19	3	117	3	27

AT BUFFALO

Nov. 7 - Boston 4 Buffalo 3
Dec. 5 - Buffalo 3 Boston 1
Apr. 1 - Buffalo 5 Boston 0

AT BOSTON

Oct. 7 - Buffalo 5 Boston 3
Feb. 10 - Buffalo 3 Boston 3

INDIVIDUAL SCORING LEADERS

BUFFALO	GP	G	A	PTS	PIM	BOSTON	GP	G	A	PTS	PIM
D. Audette	5	1	1	2	2	R. Bourque	4	0	4	4	8
M. Barnaby	2	1	0	1	12	J. Casey	4	0	0	0	0
D. Bodger	3	0	2	2	6	T. Donato	5	2	1	3	2
P. Boucher	3	0	2	2	2	G. Featherstone	4	1	1	2	6
K. Carney	1	0	1	1	0	S. Heinze	5	1	0	1	0
J. Dawe	2	0	1	1	0	B. Hughes	4	0	0	0	14
G. Donnelly	1	0	0	0	0	J. Huscroft	2	0	0	0	21
G. Fuhr	4	0	1	1	0	A. Iafate	1	0	0	0	4
D. Hannan	5	0	1	1	2	J. Juneau	3	0	4	4	17
D. Hasek	1	0	0	0	0	F. Knipscheer	1	0	0	0	0
D. Hawerchuk	5	4	1	5	4	D. Kvartalnov	2	1	0	1	2
Y. Khmylev	4	2	1	3	2	S. Leach	3	0	2	2	7
P. LaFontaine	2	2	1	3	2	D. Marois	2	0	0	0	2
B. May	5	0	1	1	11	A. McKim	2	0	0	0	0
A. Mogilny	3	2	3	5	2	G. Murray	5	1	0	1	0
R. Moller	4	0	2	2	13	C. Neely	5	1	0	1	2
C. Muni	4	0	0	0	2	A. Oates	5	1	4	5	2
D. Plante	4	1	2	3	0	D. Reid	5	0	1	1	4
W. Presley	4	3	0	3	4	V. Rienneau	2	0	0	0	0
R. Ray	5	0	0	0	14	G. Roberts	3	0	0	0	4
T. Simon	1	0	0	0	0	D. Shaw	4	0	0	0	4
C. Simpson	2	1	1	2	2	B. Smolinski	5	2	1	3	4
R. Smehlik	5	0	2	2	4	P. Stanton	4	0	1	1	0
K. Sutton	5	0	2	2	6	C. Stewart	5	0	0	0	2
P. Svoboda	3	0	0	0	17	J. Stumpel	3	1	1	2	0
B. Sweeney	4	1	1	2	4	D. Sweeney	4	0	0	0	8
S. Thomas	2	0	0	0	0	M. Tatarinov	1	0	0	0	2
D. Tsygurov	1	0	0	0	0	G. Wesley	5	0	1	1	2
R. Wood	5	1	2	3	2	S. Zholtok	1	0	0	0	0

GWG: Simpson, Khmylev, Hawerchuk
PPG: Hawerchuk (2), Mogilny (2),
Khmylev, Plante, Simpson,
Barnaby

SHG: Presley (3)
GTG: None

GWG: Featherstone
PPG: Oates, Donato, Smolinski

SHG: None
GTG: Murray

GOALTENDING

BUFFALO	GP	MIN	GA	EN	SO	AVG.	W	L	T
Fuhr	4	244	10	0	1	2.46	2	1	1
Hasek	1	60	1	0	0	1.00	1	0	0

GOALS BY PERIOD

	1	2	3	OT	TOT
Buffalo	9	7	3	0	19
Boston	5	2	4	0	11

BOSTON	GP	MIN	GA	EN	SO	AVG.	W	L	T
Casey	4	219	15	0	0	4.11	1	3	0
Rienneau	2	85	4	0	0	2.82	0	0	1

	1	2	3	OT	TOT
Buffalo	37	39	46	0	122
Boston	57	54	62	1	174

Last Sabres' Win in Buffalo: April 1, 1994 (5-0)
Last Buffalo Win in Boston: October 7, 1993 (5-3)

Last Boston Win in Buffalo: November 7, 1993 (4-3)
Last Boston Win in Boston: April 3, 1993 (3-2)



BUFFALO SABRES



V S . C A L G A R Y

1993-94 SUMMARY:

	GP	W	L	T	GF	GA	PTS	PIM	PPG	PPA
Buffalo	2	2	0	0	11	5	4	34	6	12
Calgary	2	0	2	0	5	11	0	44	1	6

AT BUFFALO

Dec. 10 - Buffalo 6 Calgary 2

AT CALGARY

Oct. 27 - Buffalo 5 Calgary 3

INDIVIDUAL SCORING LEADERS

BUFFALO	GP	G	A	PTS	PIM	CALGARY	GP	G	A	PTS	PIM
D. Audette	2	0	2	2	0	K. Dahl	1	0	0	0	0
D. Bodger	1	0	0	0	2	C. Dahlquist	2	0	0	0	0
P. Boucher	2	1	0	1	2	T. Drury	2	0	0	0	0
G. Donnelly	1	0	0	0	0	T. Fleury	2	0	0	0	0
G. Fuhr	1	0	0	0	0	D. Keczmer	1	0	0	0	2
D. Hannan	2	0	1	1	0	T. Kidd	1	0	0	0	0
D. Hasek	1	0	0	0	0	K. Kisio	1	0	0	0	0
D. Hawerchuk	2	0	2	2	0	P. Kruse	1	0	0	0	4
Y. Khmylev	2	2	1	3	2	A. MacInnis	2	1	2	3	0
P. LaFontaine	1	0	1	1	0	S. McCarthy	2	0	0	0	10
B. May	2	1	0	1	2	F. Musil	2	0	0	0	2
A. Mogilny	2	1	3	4	0	J. Nieuwendyk	2	0	0	0	4
R. Moller	2	0	0	0	2	L. Norwood	1	0	0	0	0
C. Muni	1	1	0	1	0	J. Otto	2	1	0	1	0
D. Plante	1	0	1	1	0	M. Petit	2	0	0	0	8
W. Presley	2	1	0	1	0	P. Ranheim	2	0	1	1	4
R. Ray	2	0	1	1	14	R. Reichel	2	0	1	1	0
C. Simpson	1	0	1	1	0	G. Roberts	2	0	1	1	2
R. Smehlik	2	1	0	1	0	R. Stern	2	1	1	2	4
K. Sulton	2	0	2	2	2	G. Suter	1	1	0	1	0
P. Svoboda	1	0	1	1	0	G. Titov	2	1	0	1	0
B. Sweeney	2	2	0	2	2	M. Vernon	1	0	0	0	0
S. Thomas	1	0	0	0	0	W. Waiz	1	0	0	0	2
R. Wood	2	1	1	2	6	T. Yawney	1	0	0	0	2

GWG: Khmylev, Muni
 PPG: Sweeney (2), Mogilny, Khmylev,
 Boucher, Smehlik
 SHG: None

GWG: None
 PPG: Suter
 SHG: None

GOALTENDING

BUFFALO	GP	MIN	GA	EN	SO	AVG.	W	L	T	CALGARY	GP	MIN	GA	EN	SO	AVG.	W	L	T
Fuhr	1	60	3	0	0	3.00	1	0	0	Kidd	1	59	5	0	0	5.08	0	1	0
Hasek	1	60	2	0	0	2.00	1	0	0	Vernon	1	60	6	0	0	6.00	0	1	0

GOALS BY PERIOD

	1	2	3	OT	TOT	SHOTS ON GOAL	1	2	3	OT	TOT
Buffalo	4	4	3	x	11	Buffalo	13	13	16	x	42
Calgary	2	3	0	x	5	Calgary	22	17	19	x	58

Last Buffalo Win in Buffalo: December 10, 1993 (6-2)
 Last Buffalo Win in Calgary: October 27, 1993 (5-3)

Last Calgary Win in Buffalo: December 8, 1991 (4-2)
 Last Calgary Win in Calgary: January 11, 1990 (5-3)



BUFFALO SABRES



V S . C H I C A G O

1993-94 SUMMARY:

	GP	W	L	T	GF	GA	PTS	PIM	PPG	PPA
Buffalo	2	1	1	0	6	5	2	8	0	10
Chicago	2	1	1	0	5	6	2	22	0	3

AT BUFFALO

Feb. 25 - Chicago 3 Buffalo 1

AT CHICAGO

Jan. 11 - Buffalo 5 Chicago 2

INDIVIDUAL SCORING LEADERS

BUFFALO	GP	G	A	PTS	PIM	CHICAGO	GP	G	A	PTS	PIM
D. Audette	2	1	1	2	0	E. Belfour	1	0	0	0	0
M. Barnaby	1	0	0	0	0	K. Carney	1	0	0	0	0
D. Bodger	1	0	0	0	0	C. Chelios	2	0	1	1	2
P. Boucher	1	0	0	0	0	S. Dubinsky	1	0	0	0	0
J. Dawe	1	0	0	0	0	M. Goulet	2	1	1	2	2
D. Hannan	2	0	0	0	0	D. Graham	1	0	0	0	0
D. Hasek	2	0	0	0	0	J. Hackett	1	0	0	0	0
D. Hawerchuk	2	0	0	0	0	D. Kimble	1	0	0	0	2
Y. Khmylev	2	0	1	1	0	S. Krivokrasov	1	0	0	0	0
B. May	2	1	1	2	4	F. Kucera	2	0	1	1	2
A. Mogilny	2	0	1	1	0	J. Lemieux	2	0	0	0	0
R. Moller	2	0	0	0	0	S. Matteau	1	0	0	0	0
C. Muni	2	0	0	0	0	J. Murphy	2	0	1	1	0
D. Plante	2	1	2	3	0	B. Noonan	2	0	3	3	0
W. Presley	1	0	0	0	2	P. Poulin	2	0	1	1	0
R. Ray	2	0	0	0	0	J. Roenick	2	1	1	2	0
R. Smehlik	2	0	0	0	0	C. Russell	2	0	0	0	0
K. Sulton	2	1	0	1	0	C. Ruutu	2	1	0	1	4
P. Svoboda	2	0	0	0	2	J. Shantz	1	0	0	0	0
B. Sweeney	2	1	0	1	0	S. Smith	1	0	0	0	2
S. Thomas	1	0	0	0	0	G. Smyth	2	0	0	0	2
R. Wood	2	1	0	1	0	B. Sutter	1	0	0	0	2
						R. Sutter	2	2	0	2	4
						K. Todd	1	0	0	0	0
						E. Weinrich	1	0	0	0	0
						N. Wilkinson	1	0	0	0	0

GWG: Audette
 PPG: None
 SHG: None

GWG: R. Sutter
 PPG: None
 SHG: None

GOALTENDING

BUFFALO	GP	MIN	GA	EN	SO	AVG.	W	L	T	CHICAGO	GP	MIN	GA	EN	SO	AVG.	W	L	T
Hasek	2	120	5	0	0	2.50	1	1	0	Belfour	1	60	1	0	0	1.00	1	0	0
										Hackett	1	60	5	0	0	5.00	0	1	0

GOALS BY PERIOD

	1	2	3	OT	TOT	SHOTS ON GOAL	1	2	3	OT	TOT
Buffalo	2	2	2	x	6	Buffalo	20	19	21	x	60
Chicago	1	3	1	x	5	Chicago	10	22	12	x	44

Last Sabres' Win in Buffalo: October 21, 1992 (4-1)
 Last Sabres' Win in Chicago: January 11, 1994 (5-2)

Last Blackhawks' Win in Buffalo: February 25, 1994 (3-1)
 Last Blackhawks' Win in Chicago: February 13, 1990 (4-1)

**BUFFALO SABRES****V S . D A L L A S****1993-94 SUMMARY:**

	GP	W	L	T	GF	GA	PTS	PIM	PPG	PPA
Buffalo	2	1	1	0	7	7	2	22	3	17
Dallas	2	1	1	0	7	7	2	50	2	9

AT BUFFALO

Feb. 13 - Dallas 5

Buffalo 3

AT DALLAS

Jan. 16 - Buffalo 4

Dallas 2

INDIVIDUAL SCORING LEADERS

BUFFALO	GP	G	A	PTS	PIM	DALLAS	GP	G	A	PTS	PIM
D. Audette	2	1	0	1	0	N. Broten	2	0	0	0	2
M. Barnaby	2	0	0	0	2	P. Broten	2	0	0	0	0
J. Black	1	0	0	0	0	P. Cavallini	2	0	1	1	2
D. Bodger	2	0	0	0	0	S. Churla	2	1	0	1	0
D. Hannan	2	0	0	0	0	R. Courtnail	2	1	1	2	14
D. Hasek	2	0	0	0	0	M. Craig	2	0	2	2	0
D. Haverchuk	1	0	1	1	0	U. Dahlen	2	1	2	3	0
Y. Khmylev	2	1	2	3	0	G. Donnelly	1	0	0	0	0
B. May	2	0	0	0	0	D. Evason	2	1	0	1	2
A. Mogilny	2	3	3	6	2	D. Gagner	2	1	0	1	0
R. Moller	2	0	0	0	4	B. Gilchrist	2	0	2	2	0
C. Muni	2	0	0	0	2	D. Hatcher	2	0	2	2	8
D. Plante	2	0	2	2	4	J. Johnson	1	0	0	0	0
W. Presley	1	0	0	0	0	T. Klatt	1	0	0	0	2
R. Ray	2	0	0	0	2	G. Ledyard	2	0	0	0	4
R. Smehlik	2	0	0	0	2	C. Ludwig	2	0	1	1	8
K. Sulton	2	1	1	2	0	J. McKenzie	2	0	0	0	4
P. Svoboda	2	0	2	2	0	M. McPhee	2	0	0	0	0
B. Sweeney	2	0	2	2	4	M. Modano	1	2	1	3	0
S. Thomas	1	0	0	0	0	A. Moog	1	0	0	0	0
R. Wood	2	1	1	2	0	M. Tinordi	2	0	0	0	2
						D. Wakaluk	1	0	0	0	2

GWG: Wood
 PPG: Mogilny, Khmylev, Audette
 SHG: None

GWG: Gagner
 PPG: Modano, Dahlen
 SHG: None

GOALTENDING

BUFFALO	GP	MIN	GA	EN	SO	AVG.	W	L	T
Hasek	2	119	5	2	0	2.52	1	1	0

DALLAS	GP	MIN	GA	EN	SO	AVG.	W	L	T
Moog	1	60	3	0	0	3.00	1	0	0
Wakaluk	1	60	4	0	0	4.00	0	1	0

GOALS BY PERIOD

	1	2	3	OT	TOT
Buffalo	2	3	2	x	7
Dallas	1	3	3	x	7

SHOTS ON GOAL

	1	2	3	OT	TOT
Buffalo	17	23	22	x	62
Dallas	25	13	10	x	48

Last Sabres' Win in Buffalo: March 29, 1990 (4-2)*
 Last Sabres' Win in Dallas: January 16, 1994 (4-2)

Last Stars' Win in Buffalo: February 13, 1994 (5-3)
 Last Stars' Win in Dallas: None

* - over Minnesota North Stars

**BUFFALO SABRES****V S . D E T R O I T****1993-94 SUMMARY:**

	GP	W	L	T	GF	GA	PTS	PIM	PPG	PPA
Buffalo	2	1	1	0	7	8	2	47	2	7
Detroit	2	1	1	0	8	7	2	51	2	14

AT BUFFALO

Oct. 18 - Detroit 6

Buffalo 4

AT DETROIT

Mar. 6 - Buffalo 3

Detroit 2

INDIVIDUAL SCORING LEADERS

BUFFALO	GP	G	A	PTS	PIM	DETROIT	GP	G	A	PTS	PIM
D. Audette	1	0	0	0	4	M. Aivazoff	1	0	0	0	2
M. Barnaby	1	0	1	1	2	S. Burr	2	3	1	4	0
D. Bodger	1	1	0	1	2	T. Carkner	2	0	0	0	9
P. Boucher	1	1	1	2	0	S. Chlason	2	0	0	0	6
K. Carney	1	0	0	0	2	D. Cioccarelli	2	0	0	0	0
J. Dawe	1	0	0	0	0	P. Coffey	2	0	1	1	0
G. Donnelly	1	0	0	0	0	D. Drake	1	0	0	0	4
G. Fuhr	2	0	0	0	0	K. Draper	1	1	0	1	0
D. Hannan	2	0	1	1	0	S. Fedorov	2	2	1	3	0
D. Hasek	2	0	0	0	0	B. Halkidis	1	0	0	0	12
D. Haverchuk	2	1	2	3	0	M. Howe	1	0	1	1	0
Y. Khmylev	2	1	1	2	0	G. Johnson	2	0	0	0	0
P. LaFontaine	1	0	1	1	0	S. Kennedy	2	0	0	0	0
B. May	2	1	0	1	2	V. Konstantinov	2	0	1	1	2
A. Mogilny	1	0	1	1	0	V. Kozlov	2	0	0	0	0
R. Moller	2	0	0	0	6	M. Lapointe	1	0	0	0	0
C. Muni	1	0	0	0	2	N. Lidstrom	2	0	3	3	0
S. Petrenko	1	0	0	0	0	D. McCarty	2	0	0	0	0
D. Plante	1	0	0	0	2	C. Osgood	1	0	0	0	0
W. Presley	2	0	0	0	4	K. Primeau	1	0	1	1	4
R. Ray	1	0	0	0	7	B. Probert	1	0	0	0	12
C. Simpson	2	1	0	1	4	V. Riendeau	1	0	0	0	0
R. Smehlik	2	0	1	1	4	R. Sheppard	2	1	1	2	0
K. Sulton	2	0	1	1	4	S. Yzerman	2	1	2	3	0
P. Svoboda	1	0	0	0	2						
B. Sweeney	2	0	2	2	4						
S. Thomas	1	0	1	1	0						
R. Wood	2	0	0	0	0						

GWG: Khmylev
 PPG: Haverchuk, Boucher
 SHG: Bodger

GWG: Sheppard
 PPG: Fedorov, Sheppard
 SHG: Draper

GOALTENDING

BUFFALO	GP	MIN	GA	EN	SO	AVG.	W	L	T
Fuhr	2	34	4	0	0	7.06	0	0	0
Hasek	2	86	4	0	0	2.79	1	1	0

DETROIT	GP	MIN	GA	EN	SO	AVG.	W	L	T
Osgood	1	58	3	0	0	3.10	0	1	0
Riendeau	1	60	4	0	0	4.00	1	0	0

GOALS BY PERIOD

	1	2	3	OT	TOT
Buffalo	2	4	1	x	7
Detroit	1	4	3	x	8

SHOTS ON GOAL	1	2	3	OT	TOT
Buffalo	11	15	17	x	43
Detroit	27	22	29	x	78

Last Sabres' Win in Buffalo: February 24, 1993 (10-7)
 Last Sabres' Win in Detroit: March 6, 1994 (3-2)

Last Red Wings' Victory in Buffalo: October 18, 1993 (6-4)
 Last Red Wings' Victory in Detroit: April 10, 1993 (6-5)



BUFFALO SABRES



V S . E D M O N T O N

1993-94 SUMMARY:	GP	W	L	T	GF	GA	PTS	PIM	PPG	PPA
Buffalo	2	1	0	1	7	4	3	24	1	6
Edmonton	2	0	1	1	4	7	1	18	1	9

AT BUFFALO

Jan. 19 - Buffalo 1 Edmonton 1

AT EDMONTON

Oct. 29 - Buffalo 6 Edmonton 3

INDIVIDUAL SCORING LEADERS											
BUFFALO	GP	G	A	PTS	PIM	EDMONTON	GP	G	A	PTS	PIM
D. Audette	1	0	0	0	0	J. Arnott	2	2	0	2	0
M. Barnaby	1	1	0	1	2	B. Beers	1	0	1	1	0
D. Bodger	2	0	1	1	6	A. Bennett	2	0	0	0	0
P. Boucher	1	0	0	0	0	K. Buchberger	2	0	1	1	4
G. Fuhr	1	0	0	0	2	I. Byakin	1	0	0	0	0
D. Hannan	2	0	0	0	2	Z. Ciger	2	0	0	0	0
D. Hasek	1	0	0	0	0	S. Corson	2	0	0	0	0
D. Haverchuk	2	0	2	2	0	L. Debrusk	1	0	0	0	2
Y. Khmylev	2	0	0	0	2	I. Herbers	1	0	0	0	0
P. LaFontaine	1	0	2	2	0	C. Joseph	1	0	1	1	2
B. May	2	2	0	2	2	A. Kerch	1	0	0	0	0
A. Mogilny	2	1	3	4	0	I. Kravchuk	2	0	0	0	0
R. Moller	2	0	0	0	0	C. MacTavish	2	1	0	1	2
S. Muni	2	0	1	1	0	K. Mallby	2	0	0	0	0
S. Petrenko	1	0	1	1	0	D. Manson	1	0	0	0	0
D. Plante	1	0	0	0	0	R. Oksiueta	1	0	0	0	0
W. Presley	1	0	0	0	0	F. Olausson	1	0	1	1	0
R. Ray	2	0	0	0	0	S. Pearson	2	0	1	1	6
C. Simpson	1	2	1	3	0	S. Podain	1	0	0	0	0
R. Smehlik	2	0	0	0	0	B. Ranford	2	0	0	0	0
K. Sutton	2	0	1	1	0	S. Rice	2	1	0	1	0
P. Svoboda	1	0	0	0	4	L. Richardson	1	0	0	0	0
B. Sweeney	2	0	1	1	2	G. Smith	1	0	1	1	0
S. Thomas	1	0	0	0	0	S. Thornton	1	0	0	0	0
R. Wood	2	1	0	1	2	V. Vujtek	1	0	0	0	0
						D. Weight	2	0	2	2	2

GWG: Simpson
 PPG: Simpson
 SHG: None
 GTG: None

GWG: None
 PPG: Arnott
 SHG: Smith
 GTG: Arnott

GOALTENDING

BUFFALO	GP	MIN	GA	EN	SO	AVG.	W	L	T	EDMONTON	GP	MIN	GA	EN	SO	AVG.	W	L	T
Fuhr	1	60	3	0	0	3.00	1	0	0	Ranford	2	125	7	0	0	3.36	0	1	1
Hasek	1	65	1	0	0	0.92	0	0	1										

GOALS BY PERIOD

	1	2	3	OT	TOT	SHOTS ON GOAL	1	2	3	OT	TOT
Buffalo	2	3	2	0	7	Buffalo	12	17	22	2	53
Edmonton	1	2	1	0	4	Edmonton	22	17	21	1	61

Last Sabres' Win in Buffalo: January 10, 1992 (8-2)
 Last Sabres' Win in Edmonton: October 29, 1993 (6-3)

Last Oilers' Win in Buffalo: January 31, 1993 (5-4 OT)
 Last Oilers' Win in Edmonton: January 17, 1993 (3-2 OT)



BUFFALO SABRES



V S . F L O R I D A

1993-94 SUMMARY:	GP	W	L	T	GF	GA	PTS	PIM	PPG	PPA
Buffalo	4	2	2	0	14	8	4	62	7	22
Florida	4	2	2	0	8	14	4	72	2	22

AT BUFFALO

Jan. 30 - Florida 3 Buffalo 2
Feb. 18 - Buffalo 4 Florida 1

AT FLORIDA

Dec. 2 - Florida 2 Buffalo 1 (ot)
Feb. 4 - Buffalo 7 Florida 2

INDIVIDUAL SCORING LEADERS											
BUFFALO	GP	G	A	PTS	PIM	FLORIDA	GP	G	A	PTS	PIM
D. Audette	4	5	1	6	4	S. Barnes	3	0	2	2	0
M. Barnaby	3	0	0	0	4	D. Barrault	1	0	0	0	0
D. Bodger	4	0	3	3	2	J. Belanger	3	3	1	4	0
P. Boucher	1	0	0	0	0	B. Benning	4	1	0	1	6
J. Dawe	3	2	0	2	0	K. Brown	2	0	2	2	2
D. Hannan	4	0	0	0	2	J. Cirella	3	0	1	1	2
D. Hasek	4	0	0	0	0	E. Davydov	1	0	0	0	2
D. Haverchuk	4	0	2	2	0	T. Fitzgerald	4	0	0	0	4
Y. Khmylev	4	0	2	2	4	M. Fitzpatrick	1	0	0	0	0
B. May	4	1	1	2	0	M. Foligno	3	1	0	1	2
A. Mogilny	2	0	1	1	2	A. Godlynyuk	1	0	0	0	2
R. Moller	4	0	0	0	4	G. Hawgood	1	0	0	0	0
C. Muni	4	0	1	1	2	M. Hough	4	0	0	0	2
D. Plante	4	1	6	7	2	J. Hull	4	0	1	1	0
W. Presley	3	1	0	1	6	B. Kudelski	3	1	0	1	0
R. Ray	4	0	0	0	9	P. Laus	3	0	0	0	7
R. Smehlik	4	1	3	4	4	S. Levins	1	0	0	0	0
K. Sutton	3	0	1	1	7	B. Lindsay	4	0	0	0	2
P. Svoboda	4	0	0	0	4	A. Lomakin	4	0	1	1	0
B. Sweeney	4	1	1	2	2	D. Lowry	3	0	0	0	4
S. Thomas	1	0	0	0	2	S. Mellanby	3	1	2	3	6
R. Wood	4	2	1	3	2	G. Murphy	4	1	1	2	8
						R. Niedermayer	3	0	1	1	5
						E. Reddick	1	0	0	0	0
						B. Severyn	3	0	0	0	12
						B. Skrudland	4	0	1	1	2
						G. Smith	3	0	2	2	2
						J. Vanbiesbrouck	3	0	0	0	2

GWG: Wood, Audette
 PPG: Audette (4), Plante, Dawe, Presley
 SHG: Sweeney

GWG: Belanger (2)
 PPG: Belanger, Murphy
 SHG: None

GOALTENDING

BUFFALO	GP	MIN	GA	EN	SO	AVG.	W	L	T	FLORIDA	GP	MIN	GA	EN	SO	AVG.	W	L	T
Hasek	4	239	8	0	0	2.01	2	2	0	Fitzpatrick	1	40	6	0	0	9.00	0	1	0
										Reddick	1	20	1	0	0	3.00	0	0	0
										Van'brouck	3	180	7	0	0	2.33	2	1	0

GOALS BY PERIOD

	1	2	3	OT	TOT	SHOTS ON GOAL	1	2	3	OT	TOT
Buffalo	6	5	3	0	14	Buffalo	45	42	46	0	133
Florida	2	3	2	1	8	Florida	46	36	31	2	115

Last Sabres' Win in Buffalo: February 18, 1994 (4-1)
 Last Sabres' Win in Florida: February 4, 1994 (7-2)

Last Panthers' Win in Buffalo: January 30, 1994 (3-2)
 Last Panthers' Win in Florida: December 2, 1993 (2-1 OT)



BUFFALO SABRES



V S . H A R T F O R D

1993-94 SUMMARY:	GP	W	L	T	GF	GA	PTS	PIM	PPG	PPA
Buffalo	5	3	1	1	19	12	7	130	6	31
Hartford	5	1	3	1	12	19	3	124	4	27

AT BUFFALO

Oct. 10	-	Hartford 3	Buffalo 2
Mar. 25	-	Buffalo 6	Hartford 3

AT HARTFORD

Oct. 23	-	Buffalo 3	Hartford 3
Dec. 11	-	Buffalo 3	Hartford 0
Feb. 16	-	Buffalo 5	Hartford 3

INDIVIDUAL SCORING LEADERS

BUFFALO	GP	G	A	PTS	PIM	HARTFORD	GP	G	A	PTS	PIM
D. Audette	3	1	0	1	0	S. Burke	4	0	0	0	6
M. Barnaby	3	0	0	0	0	A. Burt	4	0	2	2	13
D. Bodger	4	1	3	4	6	A. Cassels	5	0	8	8	2
P. Boucher	3	0	0	0	4	I. Chibirev	2	0	0	0	0
K. Carney	2	0	1	1	2	T. Crowley	1	0	0	0	0
J. Dawe	2	2	0	2	0	R. Cunneyworth	3	0	0	0	4
G. Donnelly	1	0	0	0	2	T. Drury	1	0	0	0	0
G. Fuhr	3	0	1	1	2	A. Godyniuk	2	1	0	1	4
D. Hannan	5	0	0	0	2	M. Greig	2	1	0	1	2
D. Hasek	2	0	0	0	2	T. Harkins	1	0	0	0	0
D. Hawerchuk	5	4	4	8	0	D. Houda	2	0	0	0	15
Y. Khymlyev	4	3	2	5	2	M. Janssens	5	0	0	0	7
P. LaFontaine	2	0	3	3	0	D. Keczner	1	0	0	0	0
B. May	5	1	3	4	17	R. Kron	5	0	2	2	2
A. Mogilny	1	0	1	1	0	F. Kucera	1	0	0	0	2
R. Moller	5	0	3	3	39	N. Kypreos	2	0	0	0	2
C. Muni	3	0	1	1	4	J. Lamieux	1	0	0	0	0
S. Patrenko	3	0	0	0	0	B. Marchment	2	0	0	0	2
D. Plante	4	1	1	2	2	B. McCrimmon	4	0	0	0	6
W. Presley	4	3	1	4	0	B. McGill	2	0	0	0	2
R. Ray	5	0	0	0	19	J. McKenzie	3	0	0	0	0
T. Simon	1	0	0	0	0	M. Nylander	3	2	0	2	0
C. Simpson	2	0	1	1	2	J. Patrick	1	1	1	2	0
R. Smehlik	5	1	3	4	2	A. Pedersen	1	0	0	0	0
K. Sutton	5	0	1	1	0	R. Petrovicky	3	2	0	2	4
P. Svoboda	2	0	0	0	4	F. Pietrangelo	1	0	0	0	0
B. Sweeney	3	1	0	1	4	M. Potvin	2	0	0	0	5
S. Thomas	3	0	0	0	0	P. Poulin	1	0	0	0	2
R. Wood	5	1	1	2	8	C. Pronger	5	1	0	1	8
						B. Propp	4	0	1	1	2
						P. Ranheim	1	0	1	1	0
						G. Sanderson	5	3	3	6	6
						J. Sandlak	3	0	0	0	4
						J. Storm	3	0	0	0	2
						P. Verbeek	5	1	3	4	18
						E. Weinrich	1	0	0	0	0
						Z. Zalapski	3	0	0	0	4

GWG: Hawerchuk, Wood, Dawe
 PPG: Dawe (2), Hawerchuk, Bodger, Plante, Audette
 SHG: Sweeney

GWG: Sanderson
 PPG: Sanderson, Nylander, Patrick, Pronger
 SHG: Verbeek

GOALTENDING

BUFFALO	GP	MIN	GA	EN	SO	AVG.	W	L	T	HARTFORD	GP	MIN	GA	EN	SO	AVG.	W	L	T
Fuhr	3	185	9	0	0	2.92	2	0	1	Burke	4	244	16	1	0	3.93	0	3	1
Hasek	2	119	3	0	1	1.51	1	1	0	Pietrangelo	1	60	2	0	0	2.00	1	0	0

GOALS BY PERIOD	1	2	3	OT	TOT	SHOTS ON GOAL	1	2	3	OT	TOT
Buffalo	4	8	7	0	19	Buffalo	42	55	54	1	152
Hartford	0	8	4	0	12	Hartford	40	60	40	1	141

Last Buffalo Win in Buffalo: March 25, 1994 (6-3)
 Last Buffalo Win in Hartford: February 16, 1994 (5-3)

Last Hartford Win in Buffalo: October 10, 1993 (3-2)
 Last Hartford Win in Hartford: February 11, 1992 (5-1)



BUFFALO SABRES



V S . L O S A N G E L E S

1993-94 SUMMARY:	GP	W	L	T	GF	GA	PTS	PIM	PPG	PPA
Buffalo	2	2	0	0	7	3	4	31	1	6
Los Angeles	2	0	2	0	3	7	0	23	1	10

AT BUFFALO

Dec. 17	-	Buffalo 2	Los Angeles 0
---------	---	-----------	---------------

AT LOS ANGELES

Mar. 12	-	Buffalo 5	Los Angeles 3
---------	---	-----------	---------------

INDIVIDUAL SCORING LEADERS

BUFFALO	GP	G	A	PTS	PIM	LOS ANGELES	GP	G	A	PTS	PIM
D. Audette	2	1	1	2	2	R. Blake	2	0	0	0	0
D. Bodger	2	0	1	1	4	J. Carson	1	0	0	0	0
P. Boucher	1	0	0	0	2	P. Conacher	2	0	0	0	2
J. Dawe	1	0	0	0	0	D. Currie	1	0	0	0	0
D. Hannan	2	0	0	0	0	M. Donnelly	2	0	1	1	0
D. Hasek	2	0	0	0	0	J. Druce	2	2	1	3	2
D. Hawerchuk	2	0	3	3	0	W. Gretzky	2	0	0	0	0
Y. Khymlyev	2	2	0	2	6	M. Hardy	1	0	0	0	2
B. May	2	1	1	2	4	D. Houda	2	0	0	0	0
A. Mogilny	2	1	2	3	0	K. Hrucey	1	0	0	0	0
R. Moller	2	0	0	0	0	C. Huddy	2	0	0	0	0
C. Muni	2	0	0	0	0	J. Kurri	2	0	0	0	4
D. Plante	1	0	0	0	0	R. Lang	1	0	0	0	0
W. Presley	2	1	0	1	4	S. McEachern	1	0	0	0	0
R. Ray	2	0	1	1	5	B. McReynolds	1	0	0	0	0
T. Simon	1	0	1	1	0	M. McSorley	1	0	1	1	2
R. Smehlik	2	0	1	1	0	J. Paek	1	0	0	0	0
K. Sutton	2	0	0	0	2	L. Robitaille	2	1	0	1	0
P. Svoboda	2	0	1	1	0	W. Rychel	2	0	0	0	7
B. Sweeney	1	0	1	1	0	T. Sandstrom	1	0	0	0	0
S. Thomas	1	0	1	1	0	G. Shuchuk	1	0	0	0	0
R. Wood	2	1	0	1	2	R. Stauber	1	0	0	0	0
						D. Sydor	2	0	1	1	0
						D. Taylor	1	0	0	0	0
						D. Ward	1	0	0	0	0
						A. Zhitnik	2	0	1	1	2

GWG: Mogilny, Wood
 PPG: May
 SHG: None

GWG: None
 PPG: Druce
 SHG: None

GOALTENDERS

BUFFALO	GP	MIN	GA	EN	SO	AVG.	W	L	T	L.A.	GP	MIN	GA	EN	SO	AVG.	W	L	T
Hasek	2	120	3	0	1	1.50	2	0	0	Hrucey	1	59	4	1	0	4.07	0	1	0
										Stauber	1	58	2	0	0	2.07	0	1	0

GOALS BY PERIOD	1	2	3	OT	TOT	SHOTS ON GOAL	1	2	3	OT	TOT
Buffalo	2	2	3	x	7	Buffalo	19	26	25	x	70
Los Angeles	2	0	1	x	3	Los Angeles	24	17	24	x	65

Last Sabres' Win in Buffalo: December 17, 1993 (2-0)
 Last Sabres' Win in Los Angeles: March 12, 1994 (5-3)

Last Kings' Win in Buffalo: March 15, 1993 (4-2)
 Last Kings' Win in Los Angeles: November 7, 1992 (5-2)



BUFFALO SABRES



V S . M O N T R E A L

1993-94 SUMMARY:

	GP	W	L	T	GF	GA	PTS	PIM	PPG	PPA
Buffalo	5	4	1	0	18	10	8	215	4	25
Montreal	5	1	4	0	10	18	2	132	5	26

AT BUFFALO

Dec. 23	-	Buffalo 5	Montreal 0
Feb. 11	-	Buffalo 5	Montreal 1
Apr. 8	-	Buffalo 1	Montreal 0

AT MONTREAL

Oct. 9	-	Montreal 7	Buffalo 4
Jan. 29	-	Buffalo 3	Montreal 2

INDIVIDUAL SCORING LEADERS

BUFFALO	GP	G	A	PTS	PIM	MONTREAL	GP	G	A	PTS	PIM
D. Audette	5	3	3	6	2	B. Bellows	5	1	1	2	2
M. Barnaby	4	0	1	1	24	D. Brashear	1	0	0	0	0
D. Bodger	5	0	4	4	4	P. Brisebois	4	1	3	4	4
P. Boucher	1	0	1	1	0	B. Brunet	3	1	0	1	2
K. Carney	1	1	0	1	0	G. Carbonneau	4	0	1	1	2
J. Dawe	2	0	0	0	0	J. Daigneault	4	0	0	0	4
G. Donnelly	1	0	0	0	29	V. Damphousse	5	1	1	2	7
G. Fuhr	1	0	0	0	12	E. Desjardins	5	0	1	1	2
D. Hannan	5	1	0	1	4	G. Dionne	4	0	3	3	0
D. Hasek	5	0	1	1	0	P. DiPietro	4	0	0	0	4
D. Hawerchuk	5	1	6	7	28	G. Fleming	1	0	0	0	17
Y. Khmylev	3	0	1	1	7	K. Haller	5	1	1	2	17
P. LaFontaine	1	0	1	1	0	M. Keane	5	1	3	4	10
B. May	5	2	3	5	4	L. Kuntar	2	0	0	0	0
A. Mogilny	4	3	0	3	2	S. Lebeau	2	2	1	3	2
R. Moller	5	0	0	0	6	J. Leclair	4	0	0	0	2
C. Muni	4	0	0	0	4	G. Leeman	3	0	0	0	2
D. Plante	5	0	0	0	2	K. Muller	5	0	1	1	2
W. Presley	3	0	0	0	19	L. Odelein	4	0	0	0	21
R. Ray	5	1	0	1	42	O. Petrov	3	0	0	0	0
T. Simon	1	0	0	0	0	P. Popovic	1	0	0	0	0
C. Simpson	1	0	0	0	0	C. Proulx	1	0	0	0	4
R. Smehtik	5	3	4	7	4	A. Racicot	1	0	0	0	0
K. Sutton	5	0	1	1	2	M. Roberge	3	0	1	1	14
P. Svoboda	3	0	0	0	2	E. Ronan	3	1	0	1	0
B. Sweeney	4	3	2	5	16	P. Roy	3	0	0	0	8
S. Thomas	2	0	0	0	0	M. Schneider	4	1	1	2	4
R. Wood	5	0	2	2	2	P. Sevigny	3	0	0	0	2
						R. Wilson	4	0	2	2	0

GWG: Smehtik, Mogilny, Hannan, Audette
 PPG: Audette (2), Sweeney, Mogilny
 SHG: Audette, Hannan

GWG: Schneider
 PPG: Lebeau (2), Brisebois, Keane, Damphousse
 SHG: None

GOALTENDING

BUFFALO	GP	MIN	GA	EN	SO	AVG	W	L	T	MONTREAL	GP	MIN	GA	EN	SO	AVG	W	L	T
Fuhr	1	59	7	0	0	7.12	0	1	0	Kuntar	2	83	6	0	0	4.34	0	1	0
Hasek	5	241	3	0	2	0.75	4	0	0	Racicot	1	37	4	0	0	6.49	0	1	0
										Roy	3	178	8	0	0	2.70	1	2	0

GOALS BY PERIOD	1	2	3	OT	TOT.	SHOTS BY PERIOD	1	2	3	OT	TOT.
Buffalo	4	9	5	x	18	Buffalo	51	52	41	x	144
Montreal	5	1	4	x	10	Montreal	43	54	59	x	156

Last Sabres' Win in Buffalo: April 8, 1994 (1-0)
 Last Sabres' Win in Montreal: January 29, 1994 (3-2)

Last Canadiens' Win in Buffalo: April 13, 1993 (3-2 ot)
 Last Canadiens' Win in Montreal: October 9, 1993 (7-4)



BUFFALO SABRES



V S . N E W J E R S E Y

1993-94 SUMMARY:

	GP	W	L	T	GF	GA	PTS	PIM	PPG	PPA
Buffalo	4	1	3	0	7	17	2	111	3	17
New Jersey	4	3	1	0	17	7	6	100	0	10

AT BUFFALO

Nov. 24	-	New Jersey 5	Buffalo 3
Mar. 17	-	New Jersey 6	Buffalo 1

AT NEW JERSEY

Nov. 17	-	New Jersey 4	Buffalo 0
Feb. 2	-	Buffalo 3	New Jersey 2

INDIVIDUAL SCORING LEADERS

BUFFALO	GP	G	A	PTS	PIM	NEW JERSEY	GP	G	A	PTS	PIM
D. Audette	4	1	1	2	2	T. Albelin	4	0	1	1	2
M. Barnaby	1	0	0	0	17	M. Brodeur	2	0	0	0	0
D. Bodger	4	2	0	2	4	B. Carpenter	4	0	1	1	21
J. Dawe	1	0	0	0	0	T. Chorske	3	1	2	3	0
G. Fuhr	3	0	0	0	0	K. Daneyko	4	0	1	1	6
D. Hannan	4	0	1	1	0	B. Driver	4	0	2	2	8
D. Hasek	1	0	0	0	0	V. Fetisov	4	0	2	2	0
D. Hawerchuk	4	0	3	3	2	B. Guerin	4	2	0	2	4
Y. Khmylev	4	0	0	0	2	B. Hankinson	1	0	0	0	0
D. Macdonald	1	0	0	0	0	B. Holik	3	0	4	4	0
B. May	4	0	1	1	0	C. Lemieux	4	1	1	2	2
A. Mogilny	4	1	2	3	0	J. MacLean	4	1	0	1	20
R. Moller	4	1	0	1	18	R. McKay	4	2	1	3	5
C. Muni	4	0	0	0	2	C. Millen	4	2	4	6	0
D. Plante	4	0	2	2	0	B. Nicholls	2	1	2	3	2
W. Presley	4	0	1	1	16	S. Niedermayer	4	0	3	3	2
R. Ray	4	0	0	0	9	M. Peluso	4	1	2	3	22
T. Simon	1	0	0	0	0	S. Richer	4	3	2	5	0
C. Simpson	1	0	0	0	0	A. Semak	3	0	0	0	2
R. Smehtik	4	2	0	2	0	S. Stevens	4	2	3	5	4
K. Sutton	4	0	0	0	21	C. Terrieri	2	0	0	0	0
P. Svoboda	4	0	0	0	4	V. Zelupukin	4	1	2	3	2
B. Sweeney	2	0	0	0	2						
S. Thomas	1	0	0	0	0						
R. Wood	4	0	1	1	0						

GWG: Bodger
 PPG: Bodger (2), Audette
 SHG: None

GWG: Richer (2), Stevens
 PPG: None
 SHG: None

GOALTENDING

BUFFALO	GP	MIN	GA	EN	SO	AVG	W	L	T	NEW JERSEY	GP	MIN	GA	EN	SO	AVG	W	L	T
Fuhr	3	180	13	0	0	4.33	1	2	0	Brodeur	2	119	4	0	0	2.02	1	1	0
Hasek	1	60	4	0	0	4.00	0	1	0	Terreri	2	120	3	0	1	1.50	2	0	0

GOALS BY PERIOD

	1	2	3	OT	TOT.	SHOTS ON GOAL	1	2	3	OT	TOT.
Buffalo	3	2	2	x	7	Buffalo	48	46	23	x	117
New Jersey	1	9	7	x	17	New Jersey	27	42	46	x	115

Last Sabres' Win in Buffalo: March 31, 1993 (5-2)
 Last Sabres' Win in New Jersey: February 2, 1994 (3-2)

Last Devils' Win in Buffalo: March 17, 1994 (6-1)
 Last Devils' Win in New Jersey: November 17, 1993 (4-0)

**BUFFALO SABRES****V S . N E W Y O R K I S L A N D E R S**

1993-94 SUMMARY:	GP	W	L	T	GF	GA	PTS	PIM	PPG	PPA
Buffalo	5	2	2	1	14	11	5	108	5	26
N.Y. Islanders	5	2	2	1	11	14	5	115	5	18

AT BUFFALO

Feb. 6	-	Buffalo 4	NY Islanders 1
* Mar. 18	-	Buffalo 2	NY Islanders 2
Mar. 27	-	Buffalo 4	NY Islanders 1

* - game played at Minneapolis, MN

AT N.Y. ISLANDERS

Dec. 26	-	NY Islanders 4	Buffalo 3 (ot)
Feb. 8	-	NY Islanders 3	Buffalo 1

INDIVIDUAL SCORING LEADERS

BUFFALO	GP	G	A	PTS	PIM	N.Y. ISLANDERS	GP	G	A	PTS	PIM
D. Audette	5	3	0	3	2	K. Acton	5	0	1	1	2
M. Barnaby	2	0	0	0	14	D. Chynoweth	1	0	0	0	0
D. Bodger	5	1	1	2	0	B. Dalgarno	5	1	1	2	2
P. Boucher	2	0	0	0	0	R. Ferraro	5	1	2	3	2
J. Dawe	4	0	0	0	0	P. Flatley	4	1	1	2	0
G. Fuhr	2	0	0	0	0	T. Green	5	1	1	2	0
D. Hannan	5	0	0	0	4	R. Hexfall	2	0	0	0	4
D. Hasek	3	0	1	1	0	B. Hogue	5	1	3	4	4
D. Hawerchuk	5	3	1	4	2	Y. Kaminsky	4	0	0	0	2
Y. Khmylev	5	1	2	3	4	D. Kasparaitis	5	0	0	0	12
B. May	5	0	3	3	8	D. King	5	1	3	4	0
A. Mogilny	3	1	2	3	0	U. Krupp	2	0	0	0	2
R. Moller	5	0	0	0	8	T. Kurvers	5	1	1	2	4
C. Muni	5	0	1	1	6	S. Lachance	5	0	0	0	4
D. Plante	5	1	2	3	0	C. Luongo	2	0	0	0	2
W. Presley	4	1	1	2	16	V. Malakhov	5	0	1	1	16
R. Ray	5	0	0	0	17	D. Malay	4	0	0	0	14
T. Simon	2	0	0	0	0	W. McBean	1	0	0	0	0
R. Smehlik	5	1	1	2	2	M. McLennan	4	1	1	2	2
K. Sutton	5	0	1	1	0	J. McLennan	3	0	0	0	2
P. Svoboda	3	0	2	2	0	S. Thomas	5	2	1	3	4
B. Sweeney	3	0	1	1	10	P. Turgeon	3	1	1	2	0
S. Thomas	1	1	0	1	0	D. Vaske	4	0	1	1	4
D. Tsygurov	1	0	0	0	0	D. Volek	1	0	1	1	0
R. Wood	5	1	1	2	19	M. Vukota	5	0	0	0	33

GWG: Hawerchuk, Mogilny
 PPG: Hawerchuk (3), Mogilny, Khmylev

SHG: Presley, Smehlik
 GTG: None

GWG: Hogue, Flatley
 PPG: Thomas (2), Ferraro, Dalgarno, Kurvers

SHG: None
 GTG: Ferraro

GOALTENDING

BUFFALO	GP	MIN	GA	EN	SO	AVG.	W	L	T	ISLANDERS	GP	MIN	GA	EN	SO	AVG.	W	L	T
Fuhr	2	119	4	0	0	2.02	1	1	0	Hexfall	2	122	7	0	0	3.44	1	1	0
Hasek	3	187	7	0	0	2.25	1	1	1	McLennan	3	185	7	0	0	2.27	1	1	1

GOALS BY PERIOD

	1	2	3	OT	TOT	SHOTS ON GOAL	1	2	3	OT	TOT
Buffalo	5	7	2	0	14	Buffalo	51	60	35	0	146
N.Y. Islanders	2	3	5	1	11	N.Y. Islanders	55	43	49	1	148

Last Sabres' Win in Buffalo: March 27, 1994 (4-1)

Last Sabres' Win in New York: October 20, 1990 (3-1)

Last Islanders' Win in Buffalo: March 8, 1992 (6-2)

Last Islanders' Win in New York: February 8, 1994 (3-1)

**BUFFALO SABRES****V S . N E W Y O R K R A N G E R S**

1993-94 SUMMARY:	GP	W	L	T	GF	GA	PTS	PIM	PPG	PPA
Buffalo	4	1	3	0	8	11	2	76	2	15
N.Y. Rangers	4	3	1	0	11	8	6	70	0	17

AT BUFFALO

Oct. 15	-	N.Y. Rangers 5	Buffalo 2
Dec. 31	-	Buffalo 4	N.Y. Rangers 1

AT N.Y. RANGERS

Dec. 13	-	N.Y. Rangers 2	Buffalo 0
Apr. 12	-	N.Y. Rangers 3	Buffalo 2

INDIVIDUAL STATISTICS

BUFFALO	GP	G	A	PTS	PIM	N.Y. RANGERS	GP	G	A	PTS	PIM
D. Audette	4	2	2	4	4	T. Amonte	3	0	1	1	0
M. Barnaby	2	0	0	0	6	G. Anderson	1	0	0	0	2
D. Bodger	4	0	1	1	2	P. Andersson	1	0	0	0	0
P. Boucher	1	0	0	0	0	J. Beukboom	3	0	2	2	7
K. Carney	1	0	1	1	0	P. Bourque	1	0	1	1	2
J. Dawe	1	0	1	1	2	M. Gartner	3	2	2	4	0
G. Fuhr	1	0	0	0	0	G. Gilbert	4	0	1	1	0
D. Hannan	4	0	0	0	2	A. Graves	4	3	1	4	6
D. Hasek	4	0	0	0	0	M. Hartman	2	0	0	0	10
D. Hawerchuk	4	2	0	2	0	G. Healy	2	0	1	1	0
Y. Khmylev	2	1	0	1	2	M. Hudson	2	0	0	0	0
P. LaFontaine	1	1	0	1	2	A. Karpovtsev	4	1	1	2	0
B. May	4	1	1	2	10	J. Kocur	4	0	0	0	11
A. Mogilny	3	0	1	1	0	A. Kovalev	3	0	0	0	0
R. Moller	4	0	1	1	12	N. Kypreos	1	0	1	1	0
C. Muni	3	0	0	0	4	S. Larmer	3	0	2	2	2
S. Petrenko	1	0	1	1	0	B. Leetch	4	0	1	1	0
D. Plante	4	1	2	3	0	D. Lidster	1	0	0	0	4
W. Presley	3	0	0	0	2	K. Lowe	2	0	0	0	0
R. Ray	4	0	0	0	14	C. MacIavish	1	0	1	1	0
T. Simon	1	0	0	0	0	S. Matteau	1	0	0	0	0
C. Simpson	1	0	0	0	0	J. Messier	1	0	0	0	0
R. Smehlik	4	0	0	0	0	M. Messier	3	0	1	1	0
K. Sutton	4	0	1	1	0	S. Nemchinov	4	2	2	4	2
P. Svoboda	3	0	0	0	10	B. Noonan	1	1	0	1	0
B. Sweeney	2	0	1	1	4	E. Olczyk	2	0	0	0	0
S. Thomas	2	0	0	0	0	J. Patrick	1	0	1	1	0
D. Tsygurov	1	0	0	0	2	M. Richter	2	0	0	0	0
R. Wood	4	0	0	0	0	E. Tikkanen	4	1	1	2	6
						D. Turcotte	1	1	0	1	2
						J. Wells	4	0	0	0	16
						S. Zubov	3	0	2	2	0

GWG: May
 PPG: Audette (2)
 SHG: None

GWG: Nemchinov, Gartner, Noonan
 PPG: None
 SHG: Graves, Gartner

GOALTENDING

BUFFALO	GP	MIN	GA	EN	SO	AVG.	W	L	T	RANGERS	GP	MIN	GA	EN	SO	AVG.	W	L	T
Fuhr	1	16	4	0	0	15.0	0	1	0	Healy	2	120	5	1	0	2.50	1	1	0
Hasek	4	223	6	1	0	1.61	1	2	0	Richter	2	120	2	0	1	1.00	2	0	0

GOALS BY PERIOD

	1	2	3	OT	TOT	SHOTS ON GOAL	1	2	3	OT	TOT
Buffalo	3	1	4	x	8	Buffalo	39	28	32	x	99
N.Y. Rangers	5	1	5	x	11	N.Y. Rangers	40	53	49	x	142

Last Sabres' Win in Buffalo: December 31, 1993 (4-1)
 Last Sabres' Win in New York: March 8, 1989 (2-0)

Last Rangers' Win in Buffalo: October 15, 1993 (5-2)
 Last Rangers' Win in New York: April 12, 1994 (3-2)

**BUFFALO SABRES****V S . O T T A W A****1993-94 SUMMARY:**

	GP	W	L	T	GF	GA	PTS	PIM	PPG	PPA
Buffalo	5	5	0	0	26	9	10	158	11	30
Ottawa	5	0	5	0	9	26	0	186	4	28

AT BUFFALO

Nov. 26	-	Buffalo 5	Ottawa 2
Mar. 20	-	Buffalo 6	Ottawa 2

AT OTTAWA

Nov. 22	-	Buffalo 5	Ottawa 2
Dec. 8	-	Buffalo 3	Ottawa 1
Mar. 2	-	Buffalo 7	Ottawa 2

INDIVIDUAL SCORING LEADERS

BUFFALO	GP	G	A	PTS	PIM	OTTAWA	GP	G	A	PTS	PIM
D. Audette	4	2	2	4	4	C. Billington	4	0	0	0	2
D. Bodger	4	0	2	2	4	C. Boivin	1	0	0	0	18
P. Boucher	5	2	1	3	13	R. Burakowsky	1	0	0	0	0
J. Dawe	2	0	1	1	0	A. Daigle	5	0	3	3	4
D. Hannan	5	0	2	2	12	E. Davydov	2	0	0	0	2
D. Hasek	5	0	1	1	2	P. Demitra	1	0	0	0	0
D. Hawerchuk	5	6	4	10	2	G. Dineen	5	0	0	0	4
Y. Khmylev	5	3	3	6	0	D. Filimonov	2	0	0	0	2
B. May	5	2	1	3	25	B. Glynn	3	0	0	0	2
A. Mogilny	5	1	8	9	0	R. Hamr	1	0	0	0	0
R. Moller	5	0	1	1	11	B. Huard	4	0	0	0	27
C. Muni	5	0	0	0	6	K. Huffman	2	1	0	1	0
S. Petrenko	1	0	1	1	0	J. Kekalainen	3	0	0	0	0
D. Plante	5	2	5	7	2	B. Kudelski	3	1	2	3	2
W. Presley	5	0	0	0	6	M. Lamb	4	0	1	1	4
R. Ray	5	1	0	1	33	H. Lammens	2	0	0	0	2
T. Simon	1	0	0	0	0	B. Lauer	1	1	0	1	0
C. Simpson	1	0	1	1	0	F. Leroux	1	0	1	1	2
R. Smehlik	5	1	3	4	21	S. Levins	1	0	0	0	4
K. Sulton	3	1	1	2	7	D. Loewen	3	0	0	0	10
P. Svoboda	3	0	0	0	4	N. Maciver	2	0	0	0	2
B. Sweeney	4	1	0	1	4	D. Madeley	3	0	0	0	0
S. Thomas	2	0	0	0	0	T. Mallette	5	0	0	0	20
R. Wood	5	4	0	4	2	D. Mayer	1	0	0	0	0
						A. McBain	2	1	0	1	7
						D. McLivain	5	1	2	3	4
						T. Murray	1	0	1	1	0
						D. Quinn	1	1	0	1	0
						H. Raglan	2	0	0	0	6
						D. Rumble	5	0	0	0	0
						V. Ruzicka	3	2	1	3	0
						A. Schneider	2	0	0	0	5
						B. Shaw	4	0	1	1	4
						G. Townshend	2	0	0	0	0
						S. Turgeon	2	0	0	0	4
						D. Vial	3	0	0	0	49
						A. Yashin	5	1	2	3	0

GWG: Hawerchuk (2), Mogilny, Sweeney, May
 PPG: Hawerchuk (4), Khmylev (2), May, Wood, Audette, Boucher, Sulton
 SHG: Smehlik, Sweeney

GWG: None
 PPG: Ruzicka, Kudelski, Yashin, McBain
 SHG: Lauer, Huffman

GOALTENDING

BUFFALO	GP	MIN	GA	EN	SO	AVG	W	L	T
Hasek	5	300	9	0	0	1.80	5	0	0

GOALS BY PERIOD

	1	2	3	OT	TOT.
Buffalo	6	13	7	x	26
Ottawa	3	5	1	x	9

Last Sabres' Win in Buffalo: March 20, 1994 (6-2)
 Last Sabres' Win in Ottawa: March 2, 1994 (7-2)

OTTAWA	GP	MIN	GA	EN	SO	AVG	W	L	T
Billington	4	140	11	0	0	4.71	0	2	0
Madeley	3	159	14	1	0	5.28	0	3	0

SHOTS BY PERIOD

	1	2	3	OT	TOT.
Buffalo	53	55	53	x	161
Ottawa	37	42	41	x	120

Last Senators' Win in Buffalo: None
 Last Senators' Win in Ottawa: February 8, 1993 (4-2)

**BUFFALO SABRES****V S . P H I L A D E L P H I A****1993-94 SUMMARY:**

	GP	W	L	T	GF	GA	PTS	PIM	PPG	PPA
Buffalo	4	1	3	0	13	14	2	91	4	18
Philadelphia	4	3	1	0	14	13	6	94	5	19

AT BUFFALO

Nov. 10	-	Philadelphia 5	Buffalo 3
Dec. 27	-	Philadelphia 2	Buffalo 0

AT PHILADELPHIA

Oct. 12	-	Philadelphia 5	Buffalo 3
Nov. 13	-	Buffalo 7	Philadelphia 2

INDIVIDUAL SCORING LEADERS

BUFFALO	GP	G	A	PTS	PIM	PHILADELPHIA	GP	G	A	PTS	PIM
M. Astley	1	0	0	0	0	J. Beranek	4	2	0	2	8
D. Audette	4	0	2	2	2	J. Bowen	4	0	1	1	15
M. Barnaby	1	0	0	0	0	R. Brind'Amour	4	0	4	4	2
D. Bodger	4	0	2	2	6	D. Brown	4	0	0	0	7
P. Boucher	1	0	0	0	0	V. Butsayev	4	0	2	2	0
G. Donnelly	1	0	0	0	0	A. Conroy	1	0	0	0	0
G. Fuhr	2	0	0	0	0	J. Cummins	1	0	0	0	15
D. Hannan	4	0	0	0	19	K. Dineen	4	0	1	1	13
D. Hasek	2	0	0	0	0	P. Eklund	4	0	2	2	0
D. Hawerchuk	4	2	1	3	0	B. Fedyk	3	1	2	3	0
Y. Khmylev	3	1	2	3	6	J. Finley	3	0	0	0	2
P. LaFontaine	3	1	1	2	0	G. Galley	4	1	2	3	2
B. May	4	0	1	1	6	G. Hawgood	2	0	1	1	0
A. Mogilny	3	1	3	4	2	M. Holan	1	0	1	1	0
R. Moller	2	0	0	0	2	E. Lindros	3	3	2	5	10
C. Muni	3	0	1	1	2	S. Malgunas	4	0	0	0	8
S. Petrenko	2	0	0	0	0	R. McGill	4	0	0	0	2
D. Plante	4	3	0	3	2	Y. Racine	2	0	1	1	0
W. Presley	2	1	0	1	4	R. Ramage	1	0	0	0	0
R. Ray	4	0	0	0	12	M. Recchi	4	3	3	6	0
C. Simpson	3	1	2	3	2	M. Renberg	4	4	1	5	4
R. Smehlik	4	0	1	1	2	D. Roussel	3	0	0	0	0
K. Sulton	4	0	1	1	2	T. Soderstrom	2	0	0	0	0
P. Svoboda	4	1	3	4	18	D. Tippett	4	0	0	0	2
B. Sweeney	1	0	0	0	0	D. Yushkevich	3	0	2	2	4
S. Thomas	2	0	0	0	2						
R. Wood	4	2	1	3	2						

GWG: Mogilny
 PPG: Plante (2), Svoboda, LaFontaine
 SHG: Wood

GWG: Recchi (2), Lindros
 PPG: Beranek (2), Lindros (2), Renberg
 SHG: Galley

GOALTENDING

BUFFALO	GP	MIN	GA	EN	SO	AVG	W	L	T
Fuhr	2	118	10	0	0	5.08	0	2	0
Hasek	2	119	4	0	0	2.02	1	1	0

PHILA.	GP	MIN	GA	EN	SO	AVG	W	L	T
Roussel	3	138	9	0	0	3.91	2	1	0
Soderstrom	2	102	4	0	1	2.35	1	0	0

GOALS BY PERIOD

	1	2	3	OT	TOT.
Buffalo	4	3	6	x	13
Philadelphia	2	6	6	x	14

SHOTS ON GOAL	1	2	3	OT	TOT.
Buffalo	42	55	33	x	130
Philadelphia	38	45	44	x	127

Last Sabres' Win in Buffalo: November 8, 1991 (4-3 OT)
 Last Sabres' Win in Philadelphia: November 13, 1993 (7-2)

Last Flyers' Win in Buffalo: December 27, 1993 (2-0)
 Last Flyers' Win in Philadelphia: October 12, 1993 (5-3)



BUFFALO SABRES



V S . P I T T S B U R G H

1993-94 SUMMARY:

	GP	W	L	T	GF	GA	PTS	PIM	PPG	PPA
Buffalo	6	1	5	0	13	21	2	95	3	28
Pittsburgh	6	5	1	0	21	13	10	87	3	33

AT BUFFALO

Oct. 22	- Pittsburgh 4	Buffalo 2
*Nov. 3	- Pittsburgh 6	Buffalo 2
Jan. 7	- Pittsburgh 4	Buffalo 3 (ot)
Mar. 4	- Buffalo 2	Pittsburgh 1

* - game played at Sacramento, CA

AT PITTSBURGH

Dec. 16	- Pittsburgh 2	Buffalo 1
Feb. 26	- Pittsburgh 4	Buffalo 3

INDIVIDUAL SCORING LEADERS

BUFFALO	GP	G	A	PTS	PIM	PITTSBURGH	GP	G	A	PTS	PIM
D. Audette	5	0	1	1	2	G. Andrusak	1	0	0	0	0
M. Barnaby	2	0	0	0	0	T. Barrasso	4	0	0	0	2
D. Bodger	5	0	3	3	8	D. Brown	6	3	3	6	0
P. Boucher	4	0	0	0	2	G. Brown	3	0	0	0	2
K. Carney	1	0	0	0	0	J. Daniels	5	0	0	0	0
J. Dawe	1	0	0	0	0	J. Duberman	1	0	0	0	0
G. Fuhr	3	0	1	1	0	R. Francis	6	3	5	8	2
D. Hannan	5	1	0	1	0	J. Jagr	6	7	5	12	6
D. Hasek	3	0	0	0	2	G. Jennings	5	0	1	1	2
D. Hawerchuk	6	1	3	4	14	L. Karabin	1	0	0	0	0
Y. Khmylev	6	4	2	6	2	M. Lemieux	2	1	1	2	4
P. LaFontaine	2	0	1	1	0	S. McEachern	2	0	1	1	0
B. May	6	0	0	0	12	M. McSorley	4	0	0	0	8
A. Mogilny	5	2	3	5	2	J. Mullen	6	3	1	4	0
R. Moller	6	0	1	1	10	L. Murphy	6	1	4	5	6
C. Muni	5	1	0	1	6	M. Naslund	4	0	0	0	0
S. Petrenko	2	0	0	0	0	M. Needham	2	0	0	0	0
D. Plante	6	0	1	1	2	J. Paek	3	0	1	1	2
W. Presley	5	2	1	3	4	E. Patterson	2	1	0	1	0
R. Ray	6	0	0	0	6	M. Ramsey	6	0	0	0	4
C. Simpson	2	1	0	1	0	K. Samuelsson	3	0	1	1	0
R. Smehlik	6	0	0	0	6	U. Samuelsson	4	0	2	2	6
K. Sutton	6	0	1	1	5	T. Sandstrom	2	0	0	0	0
P. Svoboda	3	0	1	1	0	M. Stapleton	4	0	0	0	2
S. Thomas	2	0	0	0	2	K. Stevens	6	1	1	2	33
R. Wood	6	1	0	1	8	M. Straka	6	0	3	3	0
						P. Taglianetti	4	0	2	2	0
						R. Tocchet	4	1	2	3	8
						B. Trotter	3	0	1	1	0
						K. Wregget	2	0	0	0	0

GWG: Muni

PPG: Khmylev (2), Mogilny
SHG: Hannan, Muni

GWG: Mullen (2), Jagr, Stevens,
Francis

PPG: Jagr, Francis, D. Brown
SHG: None

GOALTENDING

BUFFALO	GP	MIN	GA	EN	SO	AVG.	W	L	T	PITTSBURGH	GP	MIN	GA	EN	SO	AVG.	W	L	T
Fuhr	3	179	11	0	0	3.69	1	2	0	Barrasso	4	239	9	0	0	2.26	3	1	0
Hasek	3	184	10	0	0	3.26	0	3	0	Wregget	2	125	4	0	0	1.92	2	0	0

GOALS BY PERIOD

	1	2	3	OT	TOT	SHOTS ON GOAL	1	2	3	OT	TOT
Buffalo	7	5	1	0	13	Buffalo	53	62	56	2	173
Pittsburgh	3	5	12	1	21	Pittsburgh	67	67	54	2	190

Last Buffalo Win in Buffalo: March 4, 1994 (2-1)

Last Buffalo Win in Pittsburgh: January 23, 1992 (5-4 OT)

Last Pittsburgh Win in Buffalo: January 7, 1994 (4-3 OT)

Last Pittsburgh Win in Pittsburgh: February 26, 1994 (4-3)



BUFFALO SABRES



V S . Q U E B E C

1993-94 SUMMARY:

	GP	W	L	T	GF	GA	PTS	PIM	PPG	PPA
Buffalo	5	3	1	1	18	12	7	66	7	25
Quebec	5	1	3	1	12	18	3	55	3	24

AT BUFFALO

Feb. 21	- Buffalo 2	Quebec 1
Apr. 10	- Buffalo 4	Quebec 1
*Apr. 4	- Quebec 6	Buffalo 4

* - re-scheduled from March 1

AT QUEBEC

Nov. 27	- Buffalo 2	Quebec 2
Apr. 2	- Buffalo 6	Quebec 2

INDIVIDUAL SCORING LEADERS

BUFFALO	GP	G	A	PTS	PIM	QUEBEC	GP	G	A	PTS	PIM
D. Audette	5	1	2	3	0	B. Bassen	4	1	0	1	11
M. Barnaby	3	0	0	0	7	G. Butcher	4	0	0	0	2
D. Bodger	5	1	2	3	10	J. Cloutier	1	0	0	0	0
P. Boucher	4	2	1	3	2	S. Finn	5	0	0	0	4
J. Dawe	4	2	2	4	4	S. Fiset	3	0	0	0	0
G. Fuhr	1	0	0	0	0	A. Foote	1	0	1	1	0
D. Hannan	5	1	3	4	0	I. Fraser	4	1	0	1	0
D. Hasek	5	0	0	0	0	A. Gusarov	4	0	3	3	0
D. Hawerchuk	5	1	5	6	17	K. Huffman	1	0	0	0	2
Y. Khmylev	3	3	2	5	2	V. Kamensky	5	1	1	2	0
D. Macdonald	1	0	0	0	0	D. Karpa	4	0	0	0	2
B. May	5	0	3	3	4	J. Klemm	3	0	0	0	2
A. Mogilny	4	2	4	6	0	A. Kovalenko	3	0	0	0	0
R. Moller	5	1	1	2	4	C. Lapointe	4	0	2	2	4
C. Muni	5	0	1	1	2	C. Leschyshyn	2	0	0	0	0
D. Plante	5	0	0	0	2	P. Macdermid	3	0	0	0	0
W. Presley	5	0	1	1	4	M. McKee	2	0	1	1	0
R. Ray	5	0	1	1	0	M. Ricci	5	3	0	3	4
T. Simon	2	0	0	0	0	M. Rucinsky	3	0	0	0	4
C. Simpson	1	0	0	0	0	J. Sakic	5	2	2	4	0
R. Smehlik	5	0	1	1	2	C. Simon	2	0	1	1	2
K. Sutton	4	1	1	2	2	T. Sjodin	1	0	0	0	0
P. Svoboda	2	0	0	0	2	M. Sundin	5	2	2	4	4
B. Sweeney	2	0	0	0	0	R. Sutter	4	1	1	2	4
R. Wood	5	3	0	3	2	J. Thibault	1	0	0	0	0
						T. Twist	2	0	0	0	2
						E. Ward	1	0	0	0	0
						B. Werenka	3	0	0	0	0
						C. Wolanin	5	0	1	1	6
						S. Young	5	1	4	5	2

GWG: Mogilny, Khmylev, Boucher
PPG: Khmylev (2), Mogilny, Wood,
Boucher, Audette, Bodger

SHG: Hannan, Wood
GTG: None

GWG: Sakic
PPG: Ricci (2), Sundin

SHG: None
GTG: Ricci

GOALTENDING

BUFFALO	GP	MIN	GA	EN	SO	AVG.	W	L	T	QUEBEC	GP	MIN	GA	EN	SO	AVG.	W	L	T
Fuhr	1	21	4	0	0	11.4	0	0	0	Cloutier	1	60	6	0	0	6.00	0	1	0
Hasek	5	284	8	0	0	1.69	3	1	1	Fiset	3	179	10	0	0	3.35	1	2	0
										Thibault	1	65	2	0	0	1.85	0	0	1

GOALS BY PERIOD

	1	2	3	OT	TOT	SHOTS ON GOAL	1	2	3	OT	TOT
Buffalo	5	6	7	0	18	Buffalo	44	39	45	5	133
Quebec	4	5	3	0	12	Quebec	41	44	56	1	142

Last Buffalo Win in Buffalo: April 10, 1994 (4-1)

Last Buffalo Win in Quebec: April 2, 1994 (6-2)

Last Quebec Win in Buffalo: April 11, 1993 (3-1)

Last Quebec Win in Quebec: April 4, 1994 (6-4)

**BUFFALO SABRES****V S . S A N J O S E****1993-94 SUMMARY:**

	GP	W	L	T	GF	GA	PTS	PIM	PPG	PPA
Buffalo	2	1	0	1	10	9	3	32	5	11
San Jose	2	0	1	1	9	10	1	38	1	9

AT BUFFALO

Nov. 21 - Buffalo 6

San Jose 5

AT SAN JOSE

Mar. 8 - Buffalo 4

San Jose 4

INDIVIDUAL SCORING LEADERS

BUFFALO	GP	G	A	PTS	PIM	SAN JOSE	GP	G	A	PTS	PIM
D. Audette	2	2	2	4	2	J. Baker	2	0	0	0	2
D. Bodger	2	1	2	3	2	S. Cronin	2	0	0	0	0
G. Fuhr	2	0	0	0	0	G. Duchesne	2	2	1	3	0
D. Hannan	2	2	0	2	0	T. Elk	2	1	1	2	0
D. Hasek	1	0	0	0	0	B. Errey	2	0	0	0	6
D. Hawerchuk	2	2	3	5	0	P. Falloon	2	2	0	2	0
Y. Khmylev	2	0	1	1	2	J. Garpenlov	2	0	3	3	0
D. Macdonald	1	0	0	0	0	R. Gaudreau	2	1	0	1	0
B. May	2	0	1	1	10	A. Irbe	2	0	0	0	0
A. Mogilny	2	2	1	3	0	V. Kroupa	1	0	0	0	0
R. Moller	1	0	1	1	0	I. Lariionov	2	1	2	3	2
C. Muni	2	0	0	0	2	S. Makarov	2	1	0	1	4
D. Plante	2	1	2	3	0	J. More	1	0	0	0	2
W. Presley	2	0	2	2	0	J. Norton	2	1	1	2	2
R. Ray	2	0	0	0	0	J. Odgers	2	0	0	0	2
C. Simpson	1	0	0	0	0	S. Ozolins	2	0	1	1	0
R. Smehlik	2	0	0	0	2	T. Pederson	2	0	0	0	0
K. Sutton	2	0	0	0	2	M. Rathje	1	0	0	0	0
P. Svoboda	2	0	1	1	4	M. Sullivan	1	0	0	0	0
B. Sweeney	1	0	0	0	2	J. Waite	1	0	0	0	2
S. Thomas	1	0	0	0	0	R. Whitney	1	0	1	1	2
D. Tsygurov	1	0	0	0	2	R. Zettler	1	0	0	0	0
R. Wood	2	0	0	0	2	D. Zmolek	2	0	0	0	14

GWG: Audette
 PPG: Mogilny (2), Audette, Hawerchuk, Bodger
 SHG: None
 GTG: Mogilny

GWG: None
 PPG: Elik
 SHG: None
 GTG: None

GOALTENDING

BUFFALO	GP	MIN	GA	EN	SO	AVG.	W	L	T	SAN JOSE	GP	MIN	GA	EN	SO	AVG.	W	L	T
Fuhr	2	87	9	0	0	6.21	1	0	0	Irbe	2	110	6	0	0	3.27	0	1	1
Hasek	1	38	0	0	0	0.00	1	0	1	Waite	1	14	4	0	0	17.1	0	0	0

GOALS BY PERIOD

	1	2	3	OT	TOT
Buffalo	6	2	2	0	10
San Jose	3	3	3	0	9

SHOTS ON GOAL

	1	2	3	OT	TOT
Buffalo	19	14	22	0	55
San Jose	12	15	19	0	46

Last Sabres' Win in Buffalo: November 21, 1993 (6-5)
 Last Sabres' Win in San Jose: November 12, 1991 (7-1)

Last Sharks' Win in Buffalo: None
 Last Sharks' Win in San Jose: November 5, 1992

**BUFFALO SABRES****V S . S T . L O U I S****1993-94 SUMMARY:**

	GP	W	L	T	GF	GA	PTS	PIM	PPG	PPA
Buffalo	2	0	2	0	3	5	0	20	2	14
St. Louis	2	2	0	0	5	3	4	32	2	7

AT BUFFALO

Mar. 23 - St. Louis 3

Buffalo 2

AT ST. LOUIS

Jan. 15 - St. Louis 2

Buffalo 1

INDIVIDUAL SCORING LEADERS

BUFFALO	GP	G	A	PTS	PIM	ST. LOUIS	GP	G	A	PTS	PIM
D. Audette	2	0	1	1	2	M. Baron	2	0	0	0	0
M. Barnaby	1	0	1	1	0	B. Bassen	1	0	0	0	0
J. Black	1	0	0	0	0	P. Bozon	1	0	0	0	2
D. Bodger	2	0	0	0	2	J. Brown	1	0	0	0	2
P. Boucher	1	0	1	1	0	G. Butcher	1	0	0	0	2
J. Dawe	1	0	0	0	0	K. Chase	1	0	0	0	0
D. Hannan	2	0	0	0	2	D. Crossman	1	0	0	0	0
D. Hasek	2	0	0	0	0	S. Duchesne	1	0	1	1	0
D. Hawerchuk	1	0	0	0	0	B. Hedican	1	0	0	0	0
Y. Khmylev	2	1	0	1	0	P. Housley	1	0	1	1	0
B. May	2	0	0	0	4	T. Hrkac	1	0	0	0	0
A. Mogilny	2	1	0	1	4	B. Hull	2	0	1	1	0
R. Moller	2	0	0	0	0	C. Janney	1	1	1	2	0
C. Muni	2	0	0	0	0	C. Joseph	2	0	0	0	0
D. Plante	2	1	0	1	0	V. Karamnov	2	0	0	0	2
W. Presley	1	0	0	0	0	I. Korolev	2	1	0	1	6
R. Ray	2	0	0	0	4	N. Lafayette	1	0	1	1	2
T. Simon	1	0	0	0	0	D. Laperrriere	1	0	0	0	0
R. Smehlik	2	0	0	0	2	D. Mackey	1	0	0	0	0
K. Sutton	2	0	1	1	0	K. Miller	2	0	0	0	2
P. Svoboda	1	0	0	0	0	J. Montgomery	2	0	0	0	2
B. Sweeney	1	0	0	0	0	P. Nedved	1	1	1	2	0
S. Thomas	1	0	0	0	0	V. Prokhorov	2	1	0	1	2
R. Wood	2	0	0	0	0	B. Shanahan	1	1	1	2	0
						P. Stastny	1	0	1	1	0
						R. Sutter	1	0	0	0	0
						T. Tilley	2	0	1	1	6
						R. Zombo	1	0	0	0	4

GWG: None
 PPG: Mogilny, Plante
 SHG: None

GWG: Janney, Korolev
 PPG: Janney, Nedved
 SHG: None

GOALTENDING

BUFFALO	GP	MIN	GA	EN	SO	AVG.	W	L	T	ST. LOUIS	GP	MIN	GA	EN	SO	AVG.	W	L	T
Hasek	2	118	5	0	0	2.54	0	2	0	Joseph	2	120	3	0	0	1.50	2	0	0

GOALS BY PERIOD

	1	2	3	OT	TOT
Buffalo	1	0	2	x	3
St. Louis	1	2	2	x	5

SHOTS ON GOAL

	1	2	3	OT	TOT
Buffalo	24	16	22	x	62
St. Louis	10	12	16	x	38

Last Sabres' Win in Buffalo: January 3, 1993 (6-5 ot)
 Last Sabres' Win in St. Louis: February 16, 1988 (3-0)

Last Blues' Win in Buffalo: March 23, 1994 (3-2)
 Last Blues' Win in St. Louis: January 15, 1994 (2-1)



BUFFALO SABRES



V S . T A M P A B A Y

1993-94 SUMMARY:	GP	W	L	T	GF	GA	PTS	PIM	PPG	PPA
Buffalo	4	1	2	1	8	10	3	68	2	15
Tampa Bay	4	2	1	1	10	8	5	80	2	13

AT BUFFALO

Dec. 19 - Buffalo 3 Tampa Bay 3
 Mar. 30 - Tampa Bay 3 Buffalo 2 (ot)

AT TAMPA BAY

Dec. 1 - Buffalo 3 Tampa Bay 0
 Jan. 24 - Tampa Bay 4 Buffalo 0

INDIVIDUAL SCORING LEADERS

BUFFALO	GP	G	A	PTS	PIM	TAMPA BAY	GP	G	A	PTS	PIM
D. Audette	4	2	2	4	0	M. Andersson	3	0	0	0	0
M. Barnaby	1	0	0	0	7	M. Bergevin	4	0	0	0	2
D. Bodger	4	0	0	0	2	T. Bergland	3	0	0	0	0
P. Boucher	2	0	0	0	0	B. Bradley	4	1	2	3	4
J. Dawe	1	0	0	0	0	M. Bureau	3	0	0	0	0
D. Hannan	4	0	2	2	2	S. Chambers	3	2	1	3	0
D. Hasek	4	0	0	0	0	E. Charon	1	0	0	0	2
D. Hawerchuk	3	0	0	0	0	E. Ciccone	1	0	0	0	2
Y. Khmylev	4	0	1	1	2	D. Cole	4	2	2	4	0
B. May	4	0	3	3	5	A. Creighton	3	0	1	1	4
A. Mogilny	4	1	0	1	0	J. Cummins	1	0	0	0	2
R. Moller	4	0	0	0	2	R. Dimalo	2	0	0	0	2
C. Muni	3	0	0	0	6	D. Dufresne	3	0	0	0	2
S. Petrenko	1	0	0	0	0	P. Elynuik	3	0	0	0	8
D. Plante	4	3	2	5	2	G. Gallant	3	1	0	1	4
W. Presley	3	1	1	2	0	C. Gratton	4	0	1	1	21
R. Ray	4	0	0	0	16	R. Hamrik	3	0	2	2	0
T. Simon	2	0	0	0	0	C. Joseph	3	0	0	0	2
C. Simpson	1	0	0	0	0	P. Klima	4	2	2	4	0
R. Smehlik	4	1	1	2	2	C. Lipuma	2	0	0	0	0
K. Sutton	3	0	0	0	2	B. McDougall	1	0	0	0	0
P. Svoboda	3	0	1	1	0	R. Poeschek	4	0	0	0	9
B. Sweeney	3	0	0	0	18	D. Puppa	4	0	0	0	0
S. Thomas	1	0	0	0	0	J. Reekie	3	0	0	0	14
D. Tsygurov	1	0	0	0	0	D. Savard	2	1	0	1	0
R. Wood	4	0	0	0	2	J. Tucker	2	0	0	0	0
						R. Zamuner	3	1	0	1	2

GWG: Plante
 PPG: Audette, Mogilny
 SHG: Plante, Presley, Smehlik
 GTG: Smehlik

GWG: Cole, Bradley
 PPG: Klima, Chambers
 SHG: Savard
 GTG: None

GOALTENDING

BUFFALO	GP	MIN	GA	EN	SO	AVG.	W	L	T	TAMPA BAY	GP	MIN	GA	EN	SO	AVG.	W	L	T
Hasek	4	249	10	0	1	2.41	1	2	1	Puppa	4	249	8	0	1	1.93	2	1	1

GOALS BY PERIOD

	1	2	3	OT	TOT
Buffalo	2	3	3	0	8
Tampa Bay	2	3	4	1	10

SHOTS ON GOAL

	1	2	3	OT	TOT
Buffalo	23	37	39	3	102
Tampa Bay	36	34	43	5	118

Last Buffalo Win in Buffalo: October 16, 1992 (5-4 ot)
 Last Buffalo Win in Tampa Bay: December 1, 1993 (3-0)

Last Tampa Bay Win in Buffalo: March 30, 1994 (3-2 ot)
 Last Tampa Bay Win in Tampa Bay: January 24, 1994 (4-0)



BUFFALO SABRES



V S . T O R O N T O

1993-94 SUMMARY:	GP	W	L	T	GF	GA	PTS	PIM	PPG	PPA
Buffalo	2	1	0	1	6	3	3	16	0	3
Toronto	2	0	1	1	3	6	1	10	0	6

AT BUFFALO

Jan. 2 - Buffalo 3 Toronto 3

AT TORONTO

Nov. 29 - Buffalo 3 Toronto 0

INDIVIDUAL SCORING LEADERS

BUFFALO	GP	G	A	PTS	PIM	TORONTO	GP	G	A	PTS	PIM
D. Audette	2	1	0	1	2	G. Anderson	2	1	0	1	0
M. Barnaby	1	0	0	0	2	D. Andreychuk	2	0	0	0	0
D. Bodger	2	0	1	1	0	P. Augusta	1	0	0	0	0
P. Boucher	1	0	0	0	0	K. Baumgartner	2	0	2	2	0
D. Hannan	2	0	0	0	0	D. Berchowsky	2	0	0	0	0
D. Hasek	2	0	0	0	0	B. Berg	2	0	1	1	0
D. Hawerchuk	2	0	1	1	0	N. Borschevsky	1	0	0	0	0
Y. Khmylev	2	0	1	1	0	W. Clark	1	0	0	0	2
B. May	2	1	0	1	2	J. Cullen	2	0	0	0	0
A. Mogilny	2	2	1	3	0	M. Eastwood	1	0	0	0	0
R. Moller	1	0	1	1	0	D. Ellett	1	0	0	0	0
C. Muni	2	0	0	0	0	T. Gill	1	0	0	0	0
D. Plante	2	0	0	0	0	D. Gilmour	2	0	0	0	0
W. Presley	1	1	0	1	2	C. Govedaris	1	0	0	0	0
R. Ray	2	0	1	1	2	M. Krushelnyski	2	0	1	1	0
C. Simpson	1	1	0	1	0	A. Kudashov	1	0	0	0	0
R. Smehlik	2	0	0	0	0	S. Lefebvre	2	0	0	0	4
K. Sutton	1	0	0	0	0	J. Macoun	2	0	0	0	0
P. Svoboda	2	0	0	0	0	K. Manderville	1	0	0	0	0
B. Sweeney	2	0	1	1	0	D. Mironov	2	1	0	1	0
S. Thomas	1	0	0	0	0	M. Osborne	1	1	0	1	2
D. Tsygurov	1	0	0	0	2	R. Pearson	2	0	0	0	2
R. Wood	2	0	1	1	4	F. Potvin	1	0	0	0	0
						D. Rhodes	1	0	0	0	0
						B. Rouse	1	0	0	0	0
						G. Smyth	1	0	0	0	0

GWG: Presley
 PPG: None
 SHG: None
 GTG: None

GWG: None
 PPG: None
 SHG: None
 GTG: Mironov

GOALTENDING

BUFFALO	GP	MIN	GA	EN	SO	AVG.	W	L	T	TORONTO	GP	MIN	GA	EN	SO	AVG.	W	L	T
Hasek	2	125	3	0	1	1.44	1	0	1	Potvin	1	60	3	0	0	3.00	0	1	0
										Rhodes	1	65	3	0	0	2.77	0	0	1

GOALS BY PERIOD

	1	2	3	OT	TOT	SHOTS ON GOAL	1	2	3	OT	TOT
Buffalo	2	1	3	0	6	Buffalo	13	18	19	1	51
Toronto	1	0	2	0	3	Toronto	12	14	20	0	46

Last Buffalo Win in Buffalo: December 20, 1992 (5-4)
 Last Buffalo Win in Toronto: November 29, 1993 (3-0)

Last Toronto Win in Buffalo: February 17, 1991 (3-0)
 Last Toronto Win in Toronto: October 19, 1988 (4-2)

**BUFFALO SABRES****V S . V A N C O U V E R****1993-94 SUMMARY:**

	GP	W	L	T	GF	GA	PTS	PIM	PPG	PPA
Buffalo	2	2	0	0	11	6	4	44	4	12
Vancouver	2	0	2	0	6	11	0	50	3	9

AT BUFFALO

Jan. 9 - Buffalo 5 Vancouver 3

AT VANCOUVER

Oct. 30 - Buffalo 6 Vancouver 3

INDIVIDUAL SCORING LEADERS

BUFFALO	GP	G	A	PTS	PIM	VANCOUVER	GP	G	A	PTS	PIM
D. Audette	1	0	0	0	0	G. Adams	1	1	0	1	0
D. Bodger	2	0	3	3	0	S. Antoski	1	0	1	1	11
P. Boucher	1	0	0	0	0	D. Babych	2	0	0	0	0
G. Fuhr	1	0	0	0	0	P. Bure	1	2	0	2	2
D. Hannan	2	0	0	0	0	J. Charbonneau	1	0	0	0	2
D. Hasek	1	0	0	0	0	G. Courtnall	2	1	1	2	2
D. Haverchuk	2	1	2	3	0	M. Craven	2	0	2	2	0
Y. Khmylev	2	1	2	3	0	G. Diduck	1	0	0	0	0
P. LaFontaine	1	1	1	2	0	R. Dirk	2	0	0	0	4
B. May	2	1	0	1	4	T. Hunter	2	1	0	1	4
A. Mogilny	2	2	2	4	2	D. Jackson	1	0	0	0	0
R. Moller	2	0	0	0	9	T. Linden	2	1	0	1	6
C. Muni	2	0	2	2	6	J. Lumne	2	0	0	0	0
S. Petrenko	1	0	0	0	0	J. McIntyre	1	0	0	0	0
D. Plante	2	3	1	4	0	S. Mornesso	2	0	0	0	2
W. Presley	1	0	0	0	4	S. Morin	1	0	0	0	0
R. Ray	2	0	0	0	15	D. Murzyn	2	0	1	1	2
C. Simpson	1	0	1	1	0	Y. Narnestnikov	1	0	0	0	0
R. Smehlik	2	1	1	2	0	G. Odjick	2	0	0	0	11
K. Sutton	2	0	1	1	0	M. Peca	1	0	0	0	2
P. Svoboda	1	0	0	0	0	A. Plavsic	1	0	2	2	0
B. Sweeney	1	0	0	0	0	C. Ronning	1	0	0	0	2
S. Thomas	1	0	0	0	0	J. Slego	2	0	2	2	0
D. Tsygurov	1	0	0	0	2	D. Ward	1	0	0	0	0
R. Wood	2	1	1	2	2	K. Whitmore	2	0	0	0	0

GWG: Wood, Plante
 PPG: Plante (2), Mogilny, Smehlik
 SHG: None

GWG: None
 PPG: Bure, Adams, Linden
 SHG: None

GOALTENDING

BUFFALO	GP	MIN	GA	EN	SO	AVG.	W	L	T
Fuhr	1	60	3	0	0	3.00	1	0	0
Hasek	1	60	3	0	0	3.00	1	0	0

GOALS BY PERIOD

	1	2	3	OT	TOT
Buffalo	3	4	4	x	11
Vancouver	3	2	1	x	6

Last Buffalo Win in Buffalo: January 9, 1994 (5-3)
 Last Buffalo Win in Vancouver: October 30, 1993 (6-3)

VANC.	GP	MIN	GA	EN	SO	AVG.	W	L	T
Whitmore	2	119	11	0	0	5.55	0	2	0

	1	2	3	OT	TOT
Buffalo	14	18	12	x	44
Vancouver	22	26	11	x	59

Last Vancouver Win in Buffalo: February 12, 1993 (3-1)
 Last Vancouver Win in Vancouver: January 15, 1993 (4-1)

**BUFFALO SABRES**

capitals

V S . W A S H I N G T O N**1993-94 SUMMARY:**

	GP	W	L	T	GF	GA	PTS	PIM	PPG	PPA
Buffalo	4	1	2	1	15	12	3	67	6	26
Washington	4	2	1	1	12	15	5	95	7	19

AT BUFFALO

Jan. 27 - Buffalo 7 Washington 2
 Apr. 14 - Washington 3 Buffalo 2

AT WASHINGTON

Oct. 16 - Washington 4 Buffalo 3
 Feb. 20 - Buffalo 3 Washington 3

INDIVIDUAL SCORING LEADERS

BUFFALO	GP	G	A	PTS	PIM	WASHINGTON	GP	G	A	PTS	PIM
D. Audette	4	0	3	3	0	J. Allison	1	0	1	1	0
M. Barnaby	2	0	1	1	0	S. Anderson	2	0	0	0	4
D. Bodger	3	0	0	0	2	D. Beupre	2	0	0	0	0
P. Boucher	1	0	1	1	0	T. Bergland	1	0	0	0	2
J. Dawe	3	0	1	1	4	C. Berube	4	0	0	0	12
G. Donnelly	1	0	0	0	0	P. Bondra	4	1	2	3	2
G. Fuhr	3	0	0	0	0	R. Burridge	4	1	1	2	20
D. Hannan	4	1	2	3	0	E. Ciccone	2	0	0	0	2
D. Hasek	1	0	0	0	0	S. Cote	4	1	2	3	2
D. Haverchuk	4	4	2	6	0	B. Dafeo	1	0	0	0	0
Y. Khmylev	2	1	2	3	2	K. Hatcher	4	0	1	2	2
P. LaFontaine	1	0	1	1	0	D. Hunter	3	1	0	0	6
B. May	4	1	0	1	6	A. Iafate	3	1	5	6	8
A. Mogilny	2	1	1	2	0	C. Johansson	4	0	1	1	0
R. Moller	4	0	0	0	4	K. Jones	2	0	0	0	2
C. Muni	3	0	0	0	2	D. Kristich	4	3	0	3	2
S. Petrenko	1	0	1	1	0	S. Konowalchuk	4	1	0	1	0
D. Plante	4	1	2	3	2	T. Krygier	3	1	1	2	4
W. Presley	3	1	0	1	6	A. May	1	0	0	0	0
R. Ray	3	1	0	1	17	K. Miller	4	0	1	1	4
T. Simon	1	0	0	0	0	T. Nelson	1	0	0	0	2
C. Simpson	1	1	0	1	2	P. Peake	3	1	1	2	17
R. Smehlik	4	1	1	2	4	M. Pivonka	3	0	0	0	0
K. Sutton	4	0	2	2	0	D. Poulin	2	0	2	2	0
P. Svoboda	4	0	1	1	4	J. Reekie	1	0	0	0	2
B. Sweeney	4	1	0	1	10	M. Ridley	4	1	2	3	0
S. Thomas	1	1	0	1	2	J. Stanley	3	0	1	1	2
R. Wood	4	0	2	2	0	R. Tabaracci	2	0	0	0	0
						J. Woolley	1	0	0	0	0

GWG: Haverchuk
 PPG: Haverchuk, Khmylev, Mogilny, Smehlik, Thomas, May

SHG: None
 GTG: None

GWG: Iafate, Kristich
 PPG: Kristich (3), Cote, Peake, Burridge, Hatcher

SHG: None
 GTG: Ridley

GOALTENDING

BUFFALO	GP	MIN	GA	EN	SO	AVG.	W	L	T
Fuhr	3	184	10	0	0	3.26	0	2	1
Hasek	1	60	2	0	0	2.00	1	0	0

GOALS BY PERIOD

	1	2	3	OT	TOT
Buffalo	2	8	5	0	15
Washington	7	0	5	0	12

Last Buffalo Win in Buffalo: January 27, 1994 (7-2)
 Last Buffalo Win in Washington: March 26, 1991 (4-2)

WASHINGTON	GP	MIN	GA	EN	SO	AVG.	W	L	T
Beupre	2	85	4	0	0	2.82	1	0	1
Dafeo	1	60	2	0	0	2.00	1	0	0
Tabaracci	2	100	9	0	0	5.40	0	1	0

	1	2	3	OT	TOT
Buffalo	27	48	33	2	110
Washington	44	41	49	0	134

Last Washington Win in Buffalo: April 14, 1994 (3-2)
 Last Washington Win in Washington: October 16, 1993 (4-3)



BUFFALO SABRES



V S . W I N N I P E G

1993-94 SUMMARY:

	GP	W	L	T	GF	GA	PTS	PIM	PPG	PPA
Buffalo	2	1	1	0	8	3	2	88	3	7
Winnipeg	2	1	1	0	3	8	2	70	1	8

AT BUFFALO

Nov. 19 - Buffalo 6 Winnipeg 0

AT WINNIPEG

Jan. 12 - Winnipeg 3 Buffalo 2

INDIVIDUAL SCORING LEADERS

BUFFALO	GP	G	A	PTS	PIM	WINNIPEG	GP	G	A	PTS	PIM
D. Audette	2	2	0	2	5	S. Bautin	2	0	0	0	2
M. Barnaby	1	0	0	0	0	S. Beauregard	1	0	0	0	0
D. Bodger	2	0	1	1	0	L. Borsalo	2	0	0	0	4
G. Fuhr	1	0	1	1	0	T. Domi	2	1	0	1	17
D. Hannan	2	0	0	0	0	M. Eagles	2	0	0	0	2
D. Hasek	1	0	0	0	0	N. Emerson	2	1	0	1	2
D. Hawerchuk	2	2	2	4	22	B. Erickson	1	0	0	0	0
Y. Khmylev	1	0	1	1	0	B. Essensa	2	0	0	0	0
D. Macdonald	1	0	0	0	0	R. Gilhen	1	0	0	0	0
B. May	2	0	2	2	19	D. Kennedy	2	0	0	0	15
A. Mogilny	2	3	1	4	4	K. King	2	0	1	1	0
R. Moller	2	0	0	0	0	K. McLelland	1	0	0	0	7
C. Muni	2	0	0	0	2	B. Mironov	2	0	0	0	2
D. Plante	2	0	2	2	0	T. Numminen	2	0	1	1	0
W. Presley	1	1	0	1	0	S. Quintal	2	0	0	0	0
R. Ray	2	0	0	0	17	T. Selanne	2	1	1	2	0
R. Smehlik	2	0	2	2	4	D. Shannon	2	0	0	0	0
K. Sutton	2	0	0	0	7	T. Steen	2	0	1	1	2
P. Svoboda	2	0	1	1	4	K. Tkachuk	2	0	0	0	12
B. Sweeney	1	0	0	0	2	D. Tomlinson	1	0	0	0	0
S. Thomas	2	0	0	0	0	I. Ulanov	2	0	0	0	5
D. Tsygurov	1	0	0	0	0	P. Ysebaert	1	0	0	0	0
R. Wood	2	0	1	1	2	A. Zhaminov	1	0	0	0	0

GWG: Mogilny
PPG: Mogilny (2), Audette
SHG: Hawerchuk

GWG: Emerson
PPG: Selanne
SHG: None

GOALTENDING

BUFFALO	GP	MIN	GA	EN	SO	AVG.	W	L	T
Fuhr	1	60	0	0	1	0.00	1	0	0
Hasek	1	60	3	0	0	3.00	0	1	0

GOALS BY PERIOD	1	2	3	OT	TOT
Buffalo	2	5	1	x	8
Winnipeg	1	0	2	x	3

Last Buffalo Win in Buffalo: November 19, 1993 (6-0)
Last Buffalo Win in Winnipeg: February 10, 1993 (6-2)

WINNIPEG	GP	MIN	GA	EN	SO	AVG.	W	L	T
Beauregard	1	23	1	0	0	2.61	0	0	0
Essensa	2	97	7	0	0	4.33	1	1	0

SHOTS ON GOAL	1	2	3	OT	TOT
Buffalo	20	28	16	x	64
Winnipeg	22	8	22	x	52

Last Winnipeg Win in Buffalo: January 2, 1987 (6-3)
Last Winnipeg Win in Winnipeg: January 12, 1994 (3-2)

LAST 10 GAMES VS. EACH TEAM

Team	1	2	3	4	5	6	7	8	9	10	Record
Anaheim Mighty Ducks	-	-	-	-	-	-	-	-	W	W	2-0-0
Boston Bruins	W	L	L	L	L	W	L	W	T	W	4-5-1
Calgary Flames	W	T	L	W	L	W	W	W	W	W	7-2-1
Chicago Blackhawks	W	W	L	W	L	W	W	W	L	W	7-3-0
Dallas Stars	W	T	L	L	L	L	L	L	W	L	2-7-1
Detroit Red Wings	W	W	T	L	W	L	T	L	W	L	4-4-2
Edmonton Oilers	L	L	L	W	L	T	W	L	L	L	2-7-1
Florida Panthers	-	-	-	-	-	-	L	L	W	W	2-2-0
Hartford Whalers	W	W	W	L	T	L	T	W	W	W	6-2-2
Los Angeles Kings	L	L	T	T	L	W	L	L	W	W	3-5-2
Montreal Canadiens	L	L	L	W	L	L	W	W	W	W	5-5-0
New Jersey Devils	T	W	L	L	T	W	L	L	W	L	3-5-2
New York Islanders	L	L	L	T	W	L	W	L	T	W	3-5-2
New York Rangers	W	L	L	W	W	T	L	L	W	L	4-5-1
Ottawa Senators	W	W	W	L	W	W	W	W	W	W	9-1-0
Philadelphia Flyers	L	W	T	T	W	L	L	L	W	L	3-5-2
Pittsburgh Penguins	L	L	L	W	L	L	L	L	L	W	2-8-0
Quebec Nordiques	L	W	L	W	L	T	W	W	L	W	5-4-1
St. Louis Blues	L	L	L	L	W	L	W	T	L	L	2-7-1
San Jose Sharks	-	-	-	W	W	W	W	L	W	T	5-1-1
Tampa Bay Lightning	-	-	-	-	W	W	W	T	L	L	3-2-1
Toronto Maple Leafs	L	W	W	L	W	W	T	W	W	T	6-2-2
Vancouver Canucks	W	T	L	L	L	L	L	L	W	W	3-6-1
Washington Capitals	T	W	L	W	W	L	L	W	T	L	4-4-2
Winnipeg Jets	W	W	W	W	W	L	W	W	W	L	8-2-0

Game 10 is most recent

REGULAR SEASON OT RECORD VS. EACH TEAM

VS.

Anaheim	0-0-0	Los Angeles	0-1-4	Quebec	0-0-13
Boston	1-3-14	Montreal	2-3-9	San Jose	0-0-1
Calgary	1-0-3	New Jersey	0-0-6	St. Louis	1-2-1
Chicago	1-1-0	N.Y. Islanders	0-1-4	Tampa Bay	1-1-1
Dallas*	1-1-5	N.Y. Rangers	0-3-5	Toronto	1-3-4
Detroit	0-1-5	Ottawa	0-0-1	Vancouver	0-0-4
Edmonton	2-3-4	Philadelphia	3-2-3	Washington	0-0-6
Florida	0-1-0	Pittsburgh	3-2-5	Winnipeg	3-0-1
Hartford	2-2-11				

* - includes games as Minnesota North Stars

Sabres' Career Overtime Record: 22-30-110

1993-94 REGULAR SEASON RECORDS

TEAM SCORING

Most Goals Scored - Game	7	- Four times
Most Goals Scored - Period	4	- Six times
Most Goals Allowed - Game	7	- 10/9 at Montreal
Most Goals Allowed - Period	4	- Four times
Largest Margin of Victory	6	- 11/19 vs. Winnipeg
Largest Margin of Defeat	5	- 3/17 vs. New Jersey
Most Power Play Goals - Game	5	- 3/20 vs. Ottawa
Most Power Play Opportunities - Game	14	- 3/20 vs. Ottawa
Most Power Play Goals Against - Game	3	- Two times
Most PP Opportunities Against - Game	10	- Ottawa 11/22

SHOOTING

Most Shots Taken - Game	44	- 11/10 vs. Philadelphia
Most Shots Taken - Period	19	- 10/23 at Hartford (2nd)
Fewest Shots Taken - Game	17	- 10/15 vs. NY Rangers
Fewest Shots Taken - Period	3	- Five times
Most Shots Allowed - Game	49	- (at) Washington (10/16)
Most Shots Allowed - Period	21	- N.Y. Rangers 12/31 (2nd)
Fewest Shots Allowed - Game	15	- 3/20 vs. Ottawa
Fewest Shots Allowed - Period	2	- 12/26 (at) N.Y. Islanders (3rd)

PENALTY MINUTES

Most Penalty Minutes - Game	108	- 10/9 at Montreal
Fewest Penalty Minutes - Game	4	- Three times
Most Opp. Penalty Minutes - Game	89	- 3/20 vs. Ottawa
Fewest Opp. Penalty Minutes - Game	2	- 11/29 at Toronto

TEAM STREAKS

Longest Winning Streak	4	- 12/5 - 12/11
Longest Unbeaten Streak	6	- 3/2 - 3/12
Longest Losing Streak	7	- 10/9-10/22
Longest Winless Streak	8	- 10/9-10/23

INDIVIDUAL RECORDS FOR A GAME

Most Goals	3	- Mogilny(11/19) & Plante (12/1)
Most Assists	3	- Six times
Most Points	4	- Alexander Mogilny (11/19 & 1/16)
Most Penalty Minutes	29	- Gord Donnelly 10/9
Most Shots	10	- Dale Hawerchuk 10/10
Most Goals by Opponent	3	- Shawn Burr, Det. (10/18)
Most Shots by Opponent	10	- Ray Bourque (Bost.) 10/7

INDIVIDUAL STREAKS

Consecutive Game Goal-Scoring	5	- Mogilny (10/27-11/7)
Consecutive Game Assists	6	- LaFontaine (10/23-11/7)
Consecutive Game Points	8	- Simpson (10/23-11/13)

OTHER CATEGORIES

Largest crowd - home	16,284	- Eleven times
Smallest crowd - home	11,121	- 11/21 vs. San Jose
Largest crowd - road	19,875	- 3/6 at Detroit
Smallest crowd - road	2,966*	- 2/8 at NY Islanders

* snow storm

LEADS & DEFICITS 1993-94 SEASON

When the Sabres'

Largest Lead was:	Their Record was:	92-93 Record	91-92 Record	90-91 Record
0 goals	0-16-1	0-17-2	0-21-4	0-18-8
1 goal	4-11-5	9-15-5	5-12-6	5-7-8
2 goals	10-5-3	6-4-2	9-3-1	9-4-3
3 goals	15-0-0	8-0-1	7-1-1	7-1-0
4 goals	8-0-0	6-0-0	5-0-0	3-0-0
5 goals	5-0-0	3-0-0	1-0-0	3-0-0
6 goals	1-0-0	2-0-0	3-0-0	3-0-0
7 goals	0-0-0	2-0-0	0-0-0	1-0-0
8 goals	0-0-0	1-0-0	1-0-0	0-0-0
9 goals	0-0-0	1-0-0		

When the Sabres'

Largest Deficit was:	Their Record was:	92-93 Record	91-92 Record	90-91 Record
0 goals	31-0-4	24-0-5	15-0-2	20-0-5
1 goal	11-10-4	7-8-3	11-4-4	8-6-8
2 goals	1-11-1	5-11-2	2-12-6	1-5-2
3 goals	0-4-0	2-12-0	3-9-0	2-10-4
4 goals	0-6-0	0-3-0	0-9-0	0-4-0
5 goals	0-1-0	0-2-0	0-3-0	0-4-0
6 goals	0-0-0	0-0-0	0-0-0	0-0-0
7 goals	0-0-0	0-0-0	0-0-0	0-1-0
8 goals	0-0-0	0-0-0	0-0-0	0-0-0
9 goals	0-0-0	0-0-0	0-0-0	0-0-0

SABRE FACT

The milestone goals in team history:

- 1,000th Sabre goal - 11/16/74 - Rick Martin vs. Boston
- 2,000th Sabre goal - 12/22/77 - Rene Robert vs. Pittsburgh
- 3,000th Sabre goal - 2/1/81 - Ric Seiling vs. Winnipeg
- 4,000th Sabre goal - 2/19/84 - Bill Hajt vs. Hartford
- 5,000th Sabre goal - 11/15/87 - Doug Smith vs. Toronto
- 6,000th Sabre goal - 2/19/91 - Christian Ruutu vs. Pittsburgh
- 1,000th Sabre goal allowed - 3/2/74 - Bill Flett of Philadelphia
- 2,000th Sabre goal allowed - 11/12/78 - Bob Miller of Boston
- 3,000th Sabre goal allowed - 10/31/82 - Mark Hunter of Montreal
- 4,000th Sabre goal allowed - 3/21/86 - Uli Hlmer of New Jersey
- 5,000th Sabre goal allowed - 11/25/89 - Jeff Brown of Quebec
- 6,000th Sabre goal allowed - 3/10/93 - Scott Pearson of Quebec

THE LAST TIME...

The Sabres trailed by two goals and won:
March 12, 1994 at Los Angeles (5-3)

The Sabres trailed by three goals and won:
February 14, 1993 vs. Pittsburgh (7-4)

The Sabres trailed by four goals and won:
January 21, 1989 at Boston (6-5 OT)

The Sabres trailed by five goals and won:
February 25, 1983 vs. Boston (7-6)

The Sabres led by two goals and lost:
April 12, 1994 at N.Y. Rangers (3-2)

The Sabres led by three goals and lost:
December 13, 1991 vs. Hartford (8-4)

The Sabres led by four goals and lost:
March 12, 1987 at Calgary (10-4)

The Sabres led by five goals and lost:
Has never happened

The Sabres trailed by two goals and tied:
March 8, 1994 at San Jose (4-4)

The Sabres trailed by three goals and tied:
March 30, 1991 at Hartford (5-5)

The Sabres trailed by four goals and tied:
February 27, 1982 at Minnesota (5-5)

The Sabres trailed by five goals and tied:
Has never happened

The Sabres led by two goals and tied:
January 2, 1994 vs. Toronto (3-3)

The Sabres led by three goals and tied:
March 13, 1993 at Hartford (3-3)

The Sabres led by four goals and tied:
October 28, 1978 at St. Louis (7-7)

The Sabres led by five goals and tied:
Has never happened

SABRES' LASTS

Scored 10 or More Goals: Feb. 24, 1993 vs. Detroit (10-7)
Allowed 10 or More Goals: Mar. 12, 1988 at Calgary (10-4)
Recorded 50 or More Shots: Oct. 11, 1992 vs. Montreal (50)
Allowed 50 or More Shots: Dec. 15, 1992 at Boston (50)

Scored Two Short-handed Goals in One Game: Apr. 2, 1994 at Quebec (Dave Hannan and Randy Wood)
Allowed Two Short-handed Goals in One Game: Oct. 15, 1993 vs. N.Y. Rangers
(Adam Graves and Mike Gartner)

Scored a Goal While Two Men Short: Jan. 30, 1990 at Quebec (Phil Housley)

Won a Home Game in Overtime: Jan. 3, 1993 vs. St. Louis (Brad May)
Won a Road Game in Overtime: Jan. 26, 1993 at Philadelphia (Bob Sweeney)
Lost a Home Game in Overtime: Mar. 30, 1994 vs. Tampa Bay (Brian Bradley)
Lost a Road Game in Overtime: Dec. 26, 1993 at N.Y. Islanders (Benoit Hogue)

THE LAST STREAK

SABRES' WINNING STREAKS

Games	Dates
3	3/ 2/94 to 3/ 6/94
4	12/ 5/93 to 12/11/93
5	1/12/91 to 1/24/91
6	12/31/92 to 1/10/93
7	2/ 8/84 to 2/21/84
8	10/ 9/75 to 10/26/75
9	11/24/79 to 12/13/79
10	1/ 4/84 to 1/23/84

SABRES' LOSING STREAKS

Games	Dates
3	11/ 3/93 to 11/10/93
4	11/14/92 to 11/21/92
5	12/ 7/90 to 12/16/90
6	1/26/91 to 2/ 6/91
7	10/ 9/93 to 10/22/93

SABRES' UNBEATEN STREAKS

Games	Dates
4	11/26/93 to 12/ 1/93
5	2/16/94 to 2/23/94
6	3/ 2/94 to 3/12/94
7	1/23/92 to 2/ 4/92
8	12/23/90 to 1/ 8/91
9	10/27/89 to 11/16/89
10	12/23/84 to 1/12/85
11	12/15/77 to 1/11/78
12	1/21/81 to 2/15/81
13	1/ 4/84 to 1/29/84
14	3/ 6/80 to 4/ 6/80

SABRES' WINLESS STREAKS

Games	Dates
4	11/30/92 to 12/ 7/92
5	2/26/93 to 3/ 5/93
6	11/14/92 to 11/25/92
7	1/26/91 to 2/ 8/91
8	10/ 9/93 to 10/23/93
9	None
10	11/ 7/71 to 12/ 1/71
11	None
12	11/23/91 to 12/20/91

Consecutive Ties

4 12/9/84 to 12/16/84

RECORD BY DAY OF THE WEEK

Day	1993-94 Season			1992-93 Season		
	No.	Record	Pct.	No.	Record	Pct.
Monday	8	3-5-0	.375	7	1-6-0	.143
Tuesday	5	1-3-1	.300	10	3-6-1	.350
Wednesday	16	8-7-1	.531	17	12-2-3	.794
Thursday	9	4-4-1	.500	5	2-3-0	.400
Friday	17	12-4-1	.735	15	9-4-2	.667
Saturday	12	6-4-2	.583	15	3-9-3	.300
Sunday	17	9-5-3	.618	15	8-6-1	.567

RECORD BY MONTH

Month	1993-94 Season			1992-93 Season		
	No.	Record	Pct.	No.	Record	Pct.
October	12	4-7-1	.375	11	6-3-2	.636
November	12	6-5-1	.542	14	4-8-2	.357
December	14	8-5-1	.607	12	6-4-2	.583
January	12	5-5-2	.500	15	10-5-0	.667
February	14	8-4-2	.643	10	5-4-1	.550
March	13	8-3-2	.692	15	7-5-3	.567
April	7	4-3-0	.571	7	0-7-0	.000

BEST AND WORST RECORD BY MONTH

Month	Best (Year)	Worst (Year)
October	8-1-1 - 17 pts. (1972)	1-7-2 - 4 pts. (1986)
November	12-1-3 - 27 pts. (1974)	1-7-3 - 5 pts. (1971)
December	11-2-0 - 22 pts. (1976)	3-8-2 - 8 pts. (1970)
January	11-0-2 - 24 pts. (1984)	2-7-3 - 7 pts. (1972)
February	10-4-0 - 20 pts. (1977)	4-10-1 - 9 pts. (1971)
	9-2-2 - 20 pts. (1978)	3-6-3 - 9 pts. (1972)
March	10-3-4 - 24 pts. (1979)	2-8-4 - 8 pts. (1972)
April	4-0-0 - 8 pts. (1980)	0-1-0 - 0 pts. (1983)
	4-3-0 - 8 pts. (1994)	0-7-0 - 0 pts. (1993)

ATTENDANCE BY MONTH

Month	1993-94		1992-93	
	Average	Sellouts	Average	Sellouts
October	14,931	1	13,883	0
November	13,618	0	15,545	1
December	15,388	4	14,846	2
January	13,981	1	14,713	2
February	15,106	2	15,777	4
March/April	14,909	3	15,255	3

ATTENDANCE BY DAY OF THE WEEK

Day	GP	1993-94			1992-93			
		Total	Ave.	SRO	GP	Total	Average	SRO
Sunday	13	187,718	14,440	2	12	181,678	15,140	3
Monday	3	42,886	14,295	1	1	13,799	13,799	0
Tuesday	0	.	.	0	1	15,687	15,687	0
Wednesday	6	81,163	13,527	0	10	142,689	14,269	2
Thursday	3	40,365	13,455	0	3	46,543	15,514	1
Friday	16	250,647	15,665	8	13	197,828	15,218	6
Saturday	0	.	.	0	1	16,003	16,003	0

AWARDS WON BY SABRES

- 1993-94
Jennings Trophy: Grant Fuhr and Dominik Hasek
Vezina Trophy: Dominik Hasek
Official NHL First Team All-Star Goaltender: Dominik Hasek
Selected to the NHL's Eastern Conference Team for NHL All-Star Game: Alexander Mogilny
Selected as the NHL's Co-Player of the Month: Dominik Hasek (December, 1993)
- 1992-93
Elected to Hall of Fame: Seymour H. Knox, III
Selected as the NHL's Co-Player of the Month: Alexander Mogilny (January, 1993)
Official NHL Second Team All-Star Center: Pat LaFontaine
Official NHL Second Team All-Star Right Wing: Alexander Mogilny
Selected to the NHL's Wales Conference Team for NHL All-Star Game: Alexander Mogilny (one goal, one assist) and Pat LaFontaine (one goal)
- 1991-92
Selected as the NHL's Co-Player of the Month: Pat LaFontaine (January, 1992)
Selected to the NHL's Wales Conference Team for NHL All-Star Game: Alexander Mogilny (one goal, one assist)
- 1990-91
Elected to Hall of Fame: Scott Bowman
Selected to the NHL's Wales Conference Team for NHL All-Star Game: Uwe Krupp
- 1989-90
Elected to Hall of Fame: Gil Perreault
Selected to the NHL's Wales Conference for All-Star Game: Pierre Turgeon (two goals), Dave Andreychuk (one goal, one assist), Daren Puppa (31 MIN, 4 GA) and Phil Housley (one assist)
- 1988-89
Selected to NHL's Wales Conference for All-Star Game: Phil Housley
- 1987-88
Selected to NHL's Wales Conference Team for All-Star Game: Christian Ruutu
Selected as the NHL's Player of the Month: Tom Barrasso (January, 1988)
Selected as the NHL's Rookie of the Month: Ray Sheppard (February, 1988)
- 1986-87
Selected to NHL's All-Star Team for Rendez-Vous '87: Mike Ramsey
- 1985-86
Selected to NHL's Wales Conference Team in All-Star Game: Mike Ramsey
- 1984-85
Selke Award: Craig Ramsay
Jennings Trophy: Tom Barrasso and Bob Sauve
Official NHL Second Team All-Star Goaltender: Tom Barrasso
Selected to NHL's Wales Conference Team in All-Star Game: Tom Barrasso (30 MIN, 2 GA), Bill Hajt (did not play due to injury), Mike Ramsey
- 1983-84
Vezina Trophy: Tom Barrasso
Calder Trophy: Tom Barrasso
Official NHL All-Star First Team Goaltender: Tom Barrasso
Elected to Hall of Fame: Punch Imlach
Official NHL All-Rookie Team Goaltender: Tom Barrasso
Selected to NHL's Wales Conference Team in All-Star Game: Gil Perreault, Phil Housley (one assist)
- 1982-83
Official NHL All-Rookie Team Defenseman: Phil Housley
Selected to NHL's Wales Conference Team in All-Star Game: Mike Ramsey
- 1981-82
Selected to NHL's Wales Conference Team in All-Star Game: John Van Boxmeer (did not play due to injury), Mike Ramsey
- 1980-81
Selected to NHL's Wales Conference Team in All-Star Game: Danny Gare, Bill Hajt (did not play due to injury)
Coach of the NHL's Wales Conference Team in All-Star Game: Scott Bowman
- 1979-80
Vezina Trophy: Don Edwards and Bob Sauve
Official NHL All-Star Second Team Goaltender: Don Edwards
Official NHL All-Star Second Team Defenseman: Jim Schoenfeld
Official NHL All-Star Second Team Right Wing: Danny Gare
Selected to NHL's Wales Conference Team in All-Star Game: Gil Perreault (one assist), Danny Gare, Jim Schoenfeld, Don Edwards

AWARDS WON BY SABRES

- 1978-79 Selected to NHL Challenge Cup All-Star Team: Gil Perreault (one goal, one assist), Jim Schoenfeld
- 1977-78 Official NHL All-Star Second Team Goaltender: Don Edwards
Elected to NHL Hall of Fame: Marcel Pronovost
Selected to NHL's Wales Conference Team in All-Star Game: Gil Perreault (one goal), Rick Martin (game-winning goal in overtime)
- 1976-77 Official NHL All-Star Second Team Left Winger: Rick Martin
Official NHL All-Star Second Team Center: Gil Perreault
Elected to NHL Hall of Fame: Tim Horton
Charlie Conacher Memorial Trophy: Jim Lorentz
Selected to NHL's Wales Conference Team in All-Star Game: Gerry Desjardins (29 MIN, 2 GA), Gil Perreault (one assist), Rick Martin (two goals), Jim Schoenfeld
Most Valuable Player in All-Star Game: Rick Martin.
- 1975-76 Official NHL All-Star Second Team Left Winger: Rick Martin
Official NHL All-Star Second Team Center: Gil Perreault
Selected to NHL's Wales Conference Team in All-Star Game: Rick Martin (one goal, two assists), Jerry Korab, Craig Ramsay
Coach of the NHL's Wales Conference Team in All-Star Game: Floyd Smith
- 1974-75 Official NHL All-Star First Team Left Winger: Rick Martin
Official NHL All-Star Second Team Right Winger: Rene Robert
Bill Masterton Trophy: Don Luce
Selected to NHL's Wales Conference Team in All-Star Game: Rick Martin (one assist), Rene Robert, Gil Perreault, Jerry Korab, Don Luce (one goal)
- 1973-74 Official NHL All-Star First Team Left Winger: Rick Martin
Selected to NHL's East Division Team in All-Star Game: Rick Martin, Dave Dryden (30 MIN, 5 GA), Gil Perreault
- 1972-73 Lady Byng Trophy: Gil Perreault
Selected to NHL's East Division Team in All-Star Game: Rick Martin, Rene Robert (one goal)
- 1971-72 Selected to NHL's East Division Team in All-Star Game: Rick Martin, Gil Perreault
- 1970-71 Calder Trophy: Gil Perreault
Selected to NHL's East Division Team in All-Star Game: Gil Perreault

OTHER AWARDS

FRANK EDDOLLS MEMORIAL TROPHY - Named in honor of the former Buffalo Bisons' coach and NHL defenseman. It is presented to the most popular player as selected by the members of the Buffalo Sabres' Booster Club.

1993-94 - Pat LaFontaine	1985-86 - Mike Foligno	1977-78 - Don Edwards
1992-93 - Pat LaFontaine	1984-85 - Mike Foligno	1976-77 - Andre Savard
1991-92 - Pat LaFontaine & Clint Malarchuk	1983-84 - Mike Ramsey	1975-76 - Danny Gare
1990-91 - Alexander Mogilny	1982-83 - Mike Ramsey	1974-75 - Craig Ramsay
1989-90 - Pierre Turgeon	1981-82 - Jean Francois Sauve	1973-74 - Rick Martin
1988-89 - Mike Foligno	1980-81 - Danny Gare	1972-73 - Gil Perreault
1987-88 - Mike Foligno	1979-80 - Derek Smith	1971-72 - Gil Perreault
1986-87 - Mike Foligno	1978-79 - Craig Ramsay	1970-71 - Gil Perreault

OTHER AWARDS

MEMORIAL TROPHY - Named in honor of deceased members of the Sabres. (It formerly was the Wayne Larkin Memorial Trophy, in honor of the the former Buffalo Bisons' winger.) It is presented to the most valuable player as voted by his teammates.

1993-94 - Dominik Hasek	1985-86 - Mike Foligno	1977-78 - Don Edwards
1992-93 - Pat LaFontaine	1984-85 - Tom Barrasso	1976-77 - Gerry Desjardins
1991-92 - Pat LaFontaine	1983-84 - Gil Perreault	1975-76 - Danny Gare
1990-91 - Dale Hawerchuk	1982-83 - Mike Ramsey	1974-75 - Rene Robert
1989-90 - Pierre Turgeon/ Daren Puppa	1981-82 - Don Edwards	1973-74 - Rick Martin
1988-89 - Phil Housley	1980-81 - Danny Gare	1972-73 - Tim Horton
1987-88 - Tom Barrasso	1979-80 - Danny Gare	1971-72 - Roger Crozier
1986-87 - Mike Ramsey	1978-79 - Craig Ramsay	1970-71 - Gil Perreault

TIM HORTON MEMORIAL AWARD - Named in honor of the late Sabres' defenseman. It is presented to the player whose performance is far superior to the public recognition he has received, and it is based on a vote of the Booster Club Board of Directors' and members of the local sports media. (Known as the Unsung Hero Award before 1975)

1993-94 - Craig Muni	1985-86 - Mike Ramsey	1977-78 - Gary McAdam
1992-93 - Doug Bodger	1984-85 - Dave Fenyves	1976-77 - Jim Lorentz
1991-92 - Randy Wood	1983-84 - Ric Seiling	1975-76 - Brian Spencer
1990-91 - Grant Ledyard	1982-83 - Brent Peterson	1974-75 - Bill Hajt
1989-90 - Uwe Krupp	1981-82 - Mike Ramsey	1973-74 - Craig Ramsay
1988-89 - Mark Napier	1980-81 - Andre Savard	1972-73 - Jim Lorentz
1987-88 - Scott Arnie	1979-80 - Bill Hajt	1971-72 - Don Luce
1986-87 - Scott Arnie	1978-79 - Ric Seiling	1970-71 - Gerry Meehan

FRED T. HUNT MEMORIAL TROPHY - Named in honor of the late Buffalo Sabres' Assistant General Manager and former player, coach and general manager of the Buffalo Bisons. It is presented to the outstanding rookie as selected by the Booster Club Board of Directors and members of the local sports media.

1993-94 - Derek Plante	1987-88 - Ray Sheppard	1981-82 - Jean Francois Sauve
1992-93 - Richard Smeihlik	1986-87 - Christian Ruutu	1980-81 - Alan Haworth
1991-92 - Donald Audette	1985-86 - Steve Dykstra	1979-80 - Lindy Ruff
1990-91 - None awarded	1984-85 - John Tucker	1978-79 - Bill Stewart
1989-90 - Dave Snuggerud	1983-84 - Tom Barrasso	1977-78 - Don Edwards
1988-89 - Benoit Hogue	1982-83 - Phil Housley	

THE STAR OF STARS TROPHY - Presented to the player with the most consistent performance in home games as reflected in the Three Star selections.

1993-94 - Dominik Hasek	1985-86 - Mike Foligno	1976-77 - Gil Perreault
1992-93 - Alexander Mogilny	1984-85 - Gil Perreault	1975-76 - Craig Ramsay
1991-92 - Pat LaFontaine	1983-84 - Gil Perreault	1974-75 - Rene Robert
1990-91 - Dale Hawerchuk	1982-83 - Phil Housley	1973-74 - Rick Martin
1989-90 - Pierre Turgeon	1981-82 - Ric Seiling	1972-73 - Gil Perreault
1988-89 - Phil Housley	1980-81 - Danny Gare	1971-72 - Roger Crozier
1987-88 - Tom Barrasso	1979-80 - Gil Perreault	
1986-87 - Mike Foligno & Phil Housley	1978-79 - Rick Martin	
	1977-78 - Don Edwards	

PUNCH IMLACH MEMORIAL AWARD - Named after the late General Manager and Coach of the Sabres. It is presented to the player who displays dedication and leadership in the winning tradition which Punch Imlach brought to the Sabres' organization and to professional hockey.

1993-94 - Dale Hawerchuk	1990-91 - Clint Malarchuk	1988-89 - Mark Napier
1992-93 - Pat LaFontaine	1989-90 - Mike Ramsey	1987-88 - Mike Ramsey
1991-92 - Mike Ramsey		

Support Our Community,
Buy...

DUNN TIRE

VALUE • QUALITY • INTEGRITY

A Western New York original...
Locally owned and operated
offering the lowest prices on
Buffalo's own **DUNLOP** tires.

DUNLOP


SUPER TIRE

D65 TOURING



GET A DUNN DEAL!

STATISTICS AND RECORDS



ALL-TIME INDIVIDUAL SCORING

REGULAR SEASON

Player and Seasons	GP	G	A	PTS	PIM	Unif. No.
Ron Anderson (71-72)	111	14	16	30	63	16
Shawn Anderson (87-90)	113	6	26	32	66	37
Mikael Andersson (86-89)	99	4	33	37	18	14
Paul Andrea (71)	47	11	21	32	4	21
Dave Andreychuk (83-93)	763	348	423	771	574	25,29
Scott Arniel (87-90)	295	64	74	138	243	9
Mark Astley (94)	1	0	0	0	0	33
Steve Atkinson (71-74)	255	49	47	96	96	19
Donald Audette (91-94)	192	76	57	133	171	28
Terry Ball (71-72)	12	0	1	1	6	21,28
Matthew Barnaby (93-94)	37	3	4	7	116	36
Tom Barrasso (84-89)	266	0	17	17	184	30
Doug Barrie (71-72)	102	6	28	34	213	5
James Black (94)	2	0	0	0	0	40
Doug Bodger (89-94)	419	51	211	262	441	8
Mike Boland (79)	22	1	2	3	29	15
Phillippe Boucher (93-94)	56	6	12	18	43	4
Ken Breitenbach (76-77,79)	68	1	13	14	49	23,26
Gary Bromley (74-76)	63	0	4	4	4	24,28,29
Greg Brown (91,93)	49	1	3	4	41	15,9
Paul Brydges (87)	15	2	2	4	6	16
Ron Busniak (73-74)	66	0	3	3	13	21,24
Mike Byers (72)	46	9	7	16	12	12
Keith Carney (92-94)	51	4	9	13	77	6,26
Larry Carriere (73-75,78)	206	9	43	52	284	5,23
Peter Ciavaglia (92-93)	5	0	0	0	0	12
Jacques Cloutier (82-83,85-89)	144	0	7	7	29	1,29
Real Cloutier (84-85)	82	24	36	60	25	8
Bob Corkum (90,92-93)	96	10	8	18	63	29,42
Adam Creighton (84-89)	172	40	60	100	196	15,34,38
Roger Crozier (71-76)	202	0	3	3	24	1
Randy Cunneynworth (81-82)	21	2	4	6	47	7,19,23
Brian Curran (91-92)	20	0	1	1	57	39,41
Paul Cyr (83-88)	342	85	111	196	454	8,18
Joe Daley (71)	38	0	1	1	12	30
Mal Davis (83-86)	89	29	22	51	34	25,29
Jason Dawe (94)	32	6	7	13	12	43
Butch Deadmarsh (71-73)	56	2	2	4	39	8,9,16,24
Dale DeGray (90)	6	0	0	0	6	28
Gerry Desjardins (75-78)	116	0	1	1	4	30
Gord Donnelly (92-94)	134	5	11	16	557	34
Mike Donnelly (88-90)	74	11	16	27	62	7,16,24
Tom Draper (92-93)	37	0	3	3	4	35
Dave Dryden (71-74)	120	0	2	2	4	28,30
Rick Dudley (73-75,79-81)	279	70	94	164	264	9,17
Dick Duff (71-72)	61	9	15	24	12	8,20
Richie Dunn (78-82,86-89)	327	27	105	132	235	3,21,26,29
Steve Dykstra (86-88)	128	5	23	28	378	4,42
Jeff Eatough (82)	1	0	0	0	0	19
Don Edwards (77-82)	307	0	11	11	32	1,29
Darren Eliot (89)	2	0	0	0	0	34
Brian Engblom (86)	30	1	4	5	16	28
Bob Errey (93)	8	1	3	4	4	12
Chris Evans (72)	61	6	18	24	98	24
Rocky Farr (73-75)	19	0	0	0	2	28,30
Dave Fenyves (83-87)	148	2	27	29	87	8,31
Mark Ferner (87-89)	15	0	3	3	11	28,29
Ron Fischer (82-83)	18	0	7	7	6	6,23,28
Reg Fleming (71)	78	6	10	16	159	9
Lee Fogolin (75-79,87)	338	8	70	78	432	5,33

ALL-TIME INDIVIDUAL SCORING

REGULAR SEASON

Player and Seasons	GP	G	A	PTS	PIM	Unif. No.
Mike Foigno (82-91)	664	247	264	511	1450	17
Lou Franceschetti (91-92)	36	1	8	9	26	15,37
Grant Fuhr (93-94)	61	0	4	4	26	31
Jody Gage (86,88,92)	18	3	3	6	2	12,14,33
Paul Gardner (86)	2	0	0	0	0	28
Danny Gare (75-82)	503	267	233	500	686	18
Clark Gillis (87-88)	86	15	19	34	132	39,90
Jere Gillis (83)	3	0	0	0	0	25
Viktor Gordiounk (93)	16	3	6	9	0	9
John Gould (72-74,80)	92	14	12	26	13	17,21,23,24
Phil Goyette (71-72)	97	18	67	85	20	10
Norm Gratton (73-75)	102	15	23	38	30	9,14
Francois Guay (90)	1	0	0	0	0	43
Jocelyn Guevremont (75-79)	326	38	130	168	189	3,22
Richard Haidu (86-87)	5	0	0	0	4	8,28
Bill Hajt (74-87)	854	42	202	244	433	24
Bob Halkidis (85-89)	89	2	14	16	315	18,19
Kevin Hailer (90-92)	81	7	23	30	95	7,15
Gilles Hamel (82-86)	365	92	114	206	215	9,17,18
Al Hamilton (71-72)	145	6	58	64	176	6
Dave Hannan (92-94)	150	13	34	47	144	14
Hugh Harris (73)	60	12	26	38	17	21
Paul Harrison (82)	6	0	0	0	2	30
Mike Hartman (87-91)	225	34	25	59	890	20
Dominik Hasek (93-94)	86	0	3	3	6	39
Dale Hawerchuk (91-94)	319	105	264	369	202	10
Alan Haworth (81-82)	106	37	38	75	64	14
Bob Hess (82)	33	0	8	8	14	23
Randy Hillier (92)	28	0	1	1	48	23
Larry Hillman (72-73)	121	6	35	41	114	5
Jim Hofford (86-87)	17	0	0	0	45	3,33
Benoit Hogue (88-92)	196	45	67	112	273	33
Tim Horton (73-74)	124	1	22	23	109	2
Ed Hospodar (88)	42	0	1	1	98	24
Bill Houlder (91-93)	32	4	7	11	18	23,37,47
Phil Housley (83-90)	608	178	380	558	386	6
Pat Hughes (86)	50	4	9	13	25	26
Billy Inglis (71)	14	0	1	1	6	8
Randy Ireland (79)	2	0	0	0	0	30
Jim Jackson (88)	5	2	0	2	0	8
Val James (82)	7	0	0	0	16	26,29,30
Calle Johansson (88-89)	118	6	49	55	70	3
Timo Jutila (85)	10	1	5	6	13	4
Trent Kaese (89)	1	0	0	0	0	39
Larry Keenan (71-72)	66	9	20	29	8	21,26
Dean Kennedy (90-91)	144	6	20	26	172	26
Yuri Khmylev (93-94)	140	47	50	97	77	13
Jerry Korab (74-80,84-85)	537	67	216	283	870	4,44
Jim Korn (87)	52	4	10	14	158	4,34
Joe Kowal (77-78)	22	0	5	5	13	27
Skip Krake (71)	74	4	5	9	68	12
Uwe Krupp (87-92)	327	25	78	103	386	4,40
Tom Kurvers (87)	55	6	17	23	24	28
Francois Lacombe (71)	1	0	1	1	2	19
Norm Lacombe (85-87)	84	12	18	30	46	32
Pat LaFontaine (92-94)	157	104	155	259	163	16
Jean-Guy Lagace (71)	3	0	0	0	2	21
Yvon Lambert (89)	77	25	39	64	38	15
Chris Langevin (84,86)	22	3	1	4	22	15
Reed Larson (90)	1	0	0	0	0	55

ALL-TIME INDIVIDUAL SCORING

REGULAR SEASON

Player and Seasons	GP	G	A	PTS	PIM	Unif. No.
Danny Lawson (72)	78	10	6	16	15	9
Real Lemieux (74)	11	1	1	2	4	16
Grant Ledyard (89-93)	240	18	71	89	181	3
Don Lever (86-87)	39	10	3	13	10	8,20
David Littman (91-92)	2	0	0	0	0	1,34
Darcy Loewen (90-92)	12	0	0	0	14	36
Bob Logan (87-88)	38	10	5	15	0	26
Jim Lorentz (72-78)	487	134	197	331	126	8
Don Luce (72-81)	766	216	310	526	304	14,20
Jan Ludvig (88-89)	26	1	8	9	104	36
Steve Ludzik (90)	11	0	1	1	6	14
Doug Macdonald (93-94)	9	1	0	1	2	44
Kevin Maguire (88-90)	167	18	25	43	518	19
Mikko Makela (91)	60	15	7	22	25	42
Clint Malarchuk (89-92)	102	0	6	6	41	30
Dave Maloney (85)	52	1	21	22	41	26
Don Marshall (71)	62	20	29	49	6	22
Rick Martin (72-81)	681	382	313	695	475	7, 8, 9
Terry Martin (76-79)	148	20	22	42	50	25
Brad May (92-94)	235	42	46	88	722	27
Gary McAdam (76-79,83)	227	40	45	85	76	12,15,32
Rob McClanahan (80-81)	66	5	17	22	38	15
Dale McCourt (82-84)	119	41	56	97	22	7
Brian McDonald (71)	12	0	0	0	29	20
Paul McIntosh (75-76)	47	0	2	2	66	3
Ray McKay (72-73)	40	0	3	3	18	22,24
Tony McKegney (79-83)	363	127	141	268	117	8
Sean McKenna (82-86)	237	56	53	109	120	12,19,23
Dave McLlwain (92)	5	0	0	0	2	20
Mike McMahon (71)	12	0	0	0	0	4
Peter McNab (74-76)	154	49	59	108	26	16,22,24
Bryan McSheffrey (75)	3	0	0	0	0	15
Don McSween (88,90)	9	0	1	1	12	32,39
Gerry Meehan (71-75)	306	94	114	208	60	15
Scott Metcalfe (88-90)	17	1	2	3	18	12,32,34
Larry Mickey (72-75)	117	20	14	34	65	12,21
Brad Miller (89-92)	63	1	4	5	265	42,44
Alexander Mogilny (90-94)	337	192	205	397	167	89
Mike Moller (81-85)	127	13	27	40	41	9,14,29
Randy Moller (92-94)	126	5	20	25	296	24
Mitch Molloy (90)	2	0	0	0	10	40
Bob Mongrain (80-82,84-85)	70	11	11	22	12	8,25,32
Craig Muni (94)	73	2	8	10	62	5
Hap Myers (71)	13	0	0	0	6	25
Phil Myre (83)	5	0	0	0	2	33
Mark Napier (87-89)	128	26	30	56	41	65
Joe Noris (74)	18	0	0	0	2	23
Gates Orlando (85-87)	98	18	26	44	51	23
Kevin O'Shea (71-72)	93	10	13	23	52	18
Wilf Palment (87)	56	20	17	37	108	27
Jeff Parker (87-89)	137	16	19	35	161	28,29
Greg Paslawski (91)	12	2	1	3	4	12
Steve Patrick (81-85)	152	21	34	55	125	26
Colin Patterson (92-93)	88	8	10	18	52	17
Gil Perreault (71-87)	1191	512	814	1326	500	11
Brian Perry (71)	1	0	0	0	0	19,25
Brent Peterson (82-85)	265	43	63	106	180	20
Sergei Petrenko (94)	15	0	4	4	0	15
Derek Plante (94)	77	21	35	56	24	26
Larry Playfair (79-86,89-90)	577	24	76	100	1390	27,40

ALL-TIME INDIVIDUAL SCORING

REGULAR SEASON

Player and Seasons	GP	G	A	PTS	PIM	Unif. No.
Tracy Pratt (71-74)	210	2	39	41	399	3, 4
Wayne Presley (92-94)	156	34	27	61	256	18
Ken Priestlay (87-90)	117	25	25	50	59	12,56
Daren Puppia (86-93)	215	0	14	14	30	31,35
Craig Ramsay (72-85)	1070	252	420	672	201	10,25
Mike Ramsey (80-93)	911	73	256	329	924	5,23
Wayne Ramsey (78)	2	0	0	0	0	32
Rob Ray (90-94)	306	21	18	39	1286	32
Joe Reekie (86-89)	104	3	15	18	190	27,31,55
Mark Renaud (84)	10	1	3	4	6	4
Jacques Richard (76-77,79)	155	24	38	62	73	9
Bob Richer (73)	3	0	0	0	0	17
Rene Robert (72-79)	524	222	330	552	401	7,14,23
Geordie Robertson (83)	5	1	2	3	7	15
Mike Robitaille (72-75)	170	8	46	54	122	3
Doug Rombough (73-74)	51	8	9	17	27	22
Lindy Ruff (80-89)	608	102	183	285	1126	22
Phil Russell (86-87)	18	2	5	7	24	26
Christian Ruutu (87-92)	438	101	220	331	483	21
Bob Sauve (76-85)	246	0	8	8	20	28
Jean-Francois Sauve (81-83)	98	24	49	73	67	9,21
Joel Savage (91)	3	0	1	1	0	38
Andre Savard (77-83)	467	130	175	305	221	12
Cliff Schmutz (71)	26	5	7	12	10	7
Ron Schock (78)	40	4	4	8	0	21
Jim Schoenfeld (73-82,85)	584	45	183	228	1025	6,13
Dave Schultz (79-80)	41	3	3	6	114	21
Ric Seiling (78-86)	684	176	200	376	524	16
Jiri Sejba (91)	11	0	2	2	8	23
Eddie Shack (71-72)	106	36	31	67	127	23
Darrin Shannon (89-92)	55	10	14	24	16	16,26
Ray Sheppard (88-90)	159	64	50	114	29	23
Todd Simon (94)	15	0	1	1	0	17
Craig Simpson (94)	21	8	8	16	8	22
Richard Smehlik (93-94)	164	18	54	72	128	42
Al Smith (76-77)	21	0	0	0	0	31
Derek Smith (77-82)	244	65	98	163	38	16,17,19,26
Doug Smith (86-88)	162	35	54	89	296	15
Floyd Smith (71-72)	83	6	12	18	48	17
Steve Smith (89)	3	0	0	0	0	24
Dave Snuggerud (90-92)	215	26	46	72	109	18
Brian Spencer (74-77)	240	42	72	114	206	21
Bill Stewart (78-79)	81	3	17	20	116	3
Fred Stanfield (75-78)	248	42	73	115	16	17,19
Kai Suikkanen (82-83)	2	0	0	0	0	20,23
Ken Sutton (91-94)	220	17	58	75	193	41
Petr Svoboda (92-94)	113	5	44	49	200	7
Bob Sweeney (93-94)	140	32	40	72	212	20
Jean-Guy Talbot (71)	57	0	7	7	36	24
Tony Tanti (91-92)	80	16	23	39	106	19
Paul Terbenche (71-74)	118	2	19	21	20	3,18,23
Scott Thomas (93-94)	39	3	3	6	23	21
Alex Tiley (77-78)	3	0	0	0	0	19,26
Morris Tilanic (75-76)	19	0	0	0	0	19
Doug Trapp (87)	2	0	0	0	0	19
Denis Tsygurov (94)	8	0	0	0	8	29
John Tucker (84-91)	345	116	154	270	142	7
Pierre Turgeon (88-92)	322	122	201	323	119	77
Rick Vaive (89-92)	190	74	62	136	226	12,22
John Van Boxmeer (80-83)	294	49	166	215	239	4, 5

ALL-TIME INDIVIDUAL SCORING

REGULAR SEASON

Player and Seasons	GP	G	A	PTS	PIM	Unif. No.
Claude Verret (84-85)	14	2	5	7	2	21
Hannu Virta (82-86)	245	25	101	126	66	3,23
Darcy Wakaluk (89,91)	22	0	0	0	2	35
Jim Walsh (82)	4	0	1	1	4	28
Jim Watson (71-72)	144	4	15	19	248	2
Jay Wells (90-92)	85	3	12	15	243	24
Jim Wiemer (84-85)	74	8	17	25	52	19
Randy Wood (92-94)	236	60	57	117	213	19,15
Randy Wyrozub (71-74)	100	8	10	18	10	14,16,24,26
Rod Zaine (72)	24	2	1	3	4	14,22

Any player who took part in at least one Sabres' regular season game in his career is listed. The 1970-71 season is labeled 71, the 1971-72 season is labeled, 72, etc. Seven players dressed but never played a game for Buffalo: Tim Regan (74), Jim Weaver (79), Jari Paavola (82), Mike Craig (85), Kenton Rein (88), Bill Pye (93), and Markus Ketterer (94). Michel Deziel is the only Sabre to have played in a playoff game without participating in a regular season game.

ALL-TIME GOALTENDERS' STATISTICS

GOALIE	GP	MINS	GA	SO	AVG.	W	L	T
Dominik Hasek	86	4787	184	7	2.31	41	30	10
Gerry Desjardins	116	6802	319	5	2.81	66	30	18
Don Edwards	307	17969	869	14	2.90	156	83	61
Dave Dryden	120	6440	328	5	3.06	43	45	20
Bob Sauve	246	14063	752	7	3.20	113	76	39
Gary Bromley	63	2334	184	4	3.20	29	17	14
Roger Crozier	202	10980	591	10	3.23	74	76	29
Tom Barrasso	266	15463	843	13	3.28	124	102	28
Tom Draper	37	2067	116	1	3.37	15	15	5
Al Smith	21	1105	62	0	3.37	9	6	2
Clint Malarchuk	102	5692	323	2	3.40	39	39	16
Daren Puppa	215	11763	668	5	3.41	96	68	28
Rocky Farr	19	722	42	0	3.49	2	6	8
Darcy Wakaluk	22	844	50	0	3.55	5	8	3
Grant Fuhr	61	3420	204	2	3.58	24	27	5
Paul Harrison	6	229	14	0	3.67	2	1	1
Joe Daley	38	2073	128	1	3.70	12	16	8
Jacques Cloutier	144	7452	459	1	3.70	50	58	15
Phil Myre	5	300	21	0	4.20	3	2	0
David Littman	2	96	7	0	4.37	0	1	0
Randy Ireland	2	30	3	0	6.00	0	0	0
Darren Eliot	2	67	7	0	6.27	0	0	0

SABRES' ONE-SEASON LEADERS

Most Goals in a Season

Alexander Mogilny - 1992-93 - 76
 Danny Gare - 1979-80 - 56
 Pat LaFontaine - 1992-93 - 53
 Rick Martin - 1973-74 - 52
 Rick Martin - 1974-75 - 52
 Danny Gare - 1975-76 - 50
 Rick Martin - 1975-76 - 49
 Pat LaFontaine - 1991-92 - 46
 Danny Gare - 1980-81 - 46
 Rick Martin - 1979-80 - 45

Most Points in a Season

Pat LaFontaine - 1992-93 - 148
 Alexander Mogilny - 1992-93 - 127
 Gil Perreault - 1975-76 - 113
 Gil Perreault - 1979-80 - 106
 Pierre Turgeon - 1989-90 - 106
 Rene Robert - 1974-75 - 100
 Dale Hawerchuk - 1991-92 - 98
 Dale Hawerchuk - 1992-93 - 96
 Gil Perreault - 1974-75 - 96
 Rick Martin - 1974-75 - 95
 Gil Perreault - 1976-77 - 95

Best Plus/Minus in a Season (40 GP)

Don Luce - 1974-75 - +61
 Jim Schoenfeld - 1979-80 - +60
 Craig Ramsay - 1974-75 - +51
 Danny Gare - 1979-80 - +49
 Bill Hajt - 1974-75 - +47
 Jocelyn Guevremont - 1975-76 - +47
 Craig Ramsay - 1975-76 - +44
 Jerry Korab - 1974-75 - +41
 Danny Gare - 1974-75 - +40
 Jim Schoenfeld - 1975-76 - +40
 Tony McKegney - 1979-80 - +40
 John Van Boxmeer - 1979-80 - +40

Most Shots in a Season

Alexander Mogilny - 1992-93 - 360
 Dave Andreychuk - 1991-92 - 337
 Rick Martin - 1975-76 - 327
 Rick Martin - 1973-74 - 320
 Pat LaFontaine - 1992-93 - 306
 Danny Gare - 1975-76 - 303
 Rick Martin - 1974-75 - 301
 Rick Martin - 1972-73 - 299
 Danny Gare - 1974-75 - 274
 Rene Robert - 1975-76 - 273

Most Assists in a Season

Pat LaFontaine - 1992-93 - 95
 Dale Hawerchuk - 1992-93 - 80
 Dale Hawerchuk - 1991-92 - 75
 Gil Perreault - 1975-76 - 69
 Gil Perreault - 1979-80 - 66
 Pierre Turgeon - 1989-90 - 66
 Rene Robert - 1974-75 - 60
 Phil Housley - 1989-90 - 60
 Gil Perreault - 1972-73 - 60
 Gil Perreault - 1983-84 - 59

Most Penalty Minutes in a Season

Rob Ray - 1991-92 - 354
 Rob Ray - 1990-91 - 348
 Mike Hartman - 1988-89 - 316
 Brad May - 1991-92 - 309
 Gord Donnelly - 1991-92 - 295
 ROB RAY - 1993-94 - 274
 Larry Playfair - 1981-82 - 258
 Brad May - 1992-93 - 242
 Kevin Maguire - 1988-89 - 241
 Gord Donnelly - 1992-93 - 221

Most Power Play Goals in a Season

Dave Andreychuk - 1991-92 - 28
 Alexander Mogilny - 1992-93 - 27
 Pat LaFontaine - 1991-92 - 23
 Rick Martin - 1974-75 - 21
 Pat LaFontaine - 1992-93 - 20
 Dave Andreychuk - 1992-93 - 20
 Pierre Turgeon - 1988-89 - 19
 Rick Martin - 1971-72 - 19
 Rick Martin - 1975-76 - 18
 Dave Andreychuk - 1989-90 - 18

Most Game-Winning Goals in a Season

Alexander Mogilny - 1992-93 - 11
 Danny Gare - 1979-80 - 11
 Pierre Turgeon - 1989-90 - 10
 Gil Perreault - 1976-77 - 9
 Gil Perreault - 1974-75 - 8
 13 tied at 7 each

Most Short-Handed Goals in a Season

Don Luce - 1974-75 - 8
 Craig Ramsay - 1974-75 - 7
 WAYNE PRESLEY - 1993-94 - 5
 Craig Ramsay - 1977-78 - 5
 Dave Snuggerud - 1990-91 - 4
 Don Luce - 1980-81 - 4
 Several tied at three each

SABRES' ONE-SEASON LEADERS

Most Hat Tricks in a Season

Rick Martin - 1975-76 - 7
Alexander Mogilny - 1992-93 - 7
Rick Martin - 1972-73 - 4
Gil Perreault - 1977-78 - 4
Pat LaFontaine - 1991-92 - 4
Gil Perreault - 1974-75 - 3
Danny Gare - 1975-76 - 3
Rene Robert - 1976-77 - 3
Dave Andreychuk - 1987-88 - 3
Eddie Shack - 1970-71 - 3

Most Games by a Goalie

Don Edwards - 1977-78 - 72
Roger Crozier - 1971-72 - 63
Don Edwards - 1981-82 - 62
Tom Barrasso - 1985-86 - 60
DOMINIK HASEK - 1993-94 - 58
Daren Puppa - 1989-90 - 56
Gerry Desjardins - 1975-76 - 55
Don Edwards - 1978-79 - 54
Bob Sauve - 1982-83 - 54
Tom Barrasso - 1984-85 - 54
Tom Barrasso - 1987-88 - 54

Most Wins by a Goalie

Don Edwards - 1977-78 - 38
Gerry Desjardins - 1976-77 - 31
Daren Puppa - 1989-90 - 31
DOMINIK HASEK - 1993-94 - 30
Gerry Desjardins - 1975-76 - 29
Tom Barrasso - 1985-86 - 29
Don Edwards - 1979-80 - 27
Gary Bromley - 1974-75 - 26
Don Edwards - 1978-79 - 26
Don Edwards - 1981-82 - 26
Tom Barrasso - 1983-84 - 26

Best Save Percentage (25+ GP)

DOMINIK HASEK - 1993-94 - .930
Dave Dryden - 1972-73 - .908
Don Edwards - 1977-78 - .906
Roger Crozier - 1972-73 - .905
Daren Puppa - 1989-90 - .903
Clint Malarchuk - 1989-90 - .903
Roger Crozier - 1971-72 - .902
Roger Crozier - 1970-71 - .901
Gerry Desjardins - 1976-77 - .900
Bob Sauve - 1979-80 - .900

Most Game-Tying Goals in a Season

Danny Gare - 1977-78 - 6
Danny Gare - 1978-79 - 4
Rick Martin - 1971-72 - 4
Danny Gare - 1975-76 - 4
Several players tied with 3 each

Best Shooting Percentage (50+ GP)

Peter McNab - 1974-75 - 24.4
Mikko Makela - 1990-91 - 24.2
Yvon Lambert - 1981-82 - 23.1
Craig Ramsay - 1978-79 - 23.0
Kevin Maguire - 1988-89 - 22.9
Pat LaFontaine - 1991-92 - 22.7
Gil Perreault - 1979-80 - 22.2
Ray Sheppard - 1987-88 - 22.0
Craig Ramsay - 1980-81 - 21.8
Gil Perreault - 1977-78 - 21.4
Ric Seiling - 1980-81 - 21.4

Most Minutes by a Goalie

Don Edwards - 1977-78 - 4,209
Roger Crozier - 1971-72 - 3,654
Tom Barrasso - 1985-86 - 3,561
Don Edwards - 1981-82 - 3,500
DOMINIK HASEK - 1993-94 - 3,358
Gerry Desjardins - 1975-76 - 3,280
Tom Barrasso - 1984-85 - 3,248
Daren Puppa - 1989-90 - 3,241
Don Edwards - 1978-79 - 3,160
Tom Barrasso - 1987-88 - 3,133

Most Losses by a Goalie

Roger Crozier - 1971-72 - 34
Tom Barrasso - 1985-86 - 24
Don Edwards - 1981-82 - 23
Tom Barrasso - 1986-87 - 23
DOMINIK HASEK - 1993-94 - 20
Bob Sauve - 1982-83 - 20
Dave Dryden - 1973-74 - 20
Roger Crozier - 1970-71 - 20
Jacques Cloutier - 1986-87 - 19
Don Edwards - 1978-79 - 18
Tom Barrasso - 1984-85 - 18
Tom Barrasso - 1987-88 - 18

Lowest Goals Against Ave. (25+ GP)

DOMINIK HASEK - 1993-94 - 1.95
Bob Sauve - 1979-80 - 2.36
Don Edwards - 1976-77 - 2.51
Don Edwards - 1979-80 - 2.57
Gerry Desjardins - 1976-77 - 2.63
Don Edwards - 1977-78 - 2.64
Dave Dryden - 1972-73 - 2.65
Tom Barrasso - 1984-85 - 2.66
Roger Crozier - 1972-73 - 2.76
Tom Barrasso - 1983-84 - 2.84

SABRES' ONE-SEASON LEADERS

Most Shots Faced By A Goalie

Roger Crozier - 1971-72 - 2,190
Don Edwards - 1977-78 - 1,970
Tom Barrasso - 1985-86 - 1,778
Don Edwards - 1981-82 - 1,722
Tom Barrasso - 1987-88 - 1,658
Daren Puppa - 1989-90 - 1,610
Don Edwards - 1978-79 - 1,568
DOMINIK HASEK - 1993-94 - 1,552
Gerry Desjardins - 1975-76 - 1,461
Dave Dryden - 1973-74 - 1,399

Most Assists by a Defenseman

Phil Housley - 1989-90 - 60
John Van Boxmeer - 1981-82 - 54
John Van Boxmeer - 1980-81 - 51
Phil Housley - 1986-87 - 46
Doug Bodger - 1992-93 - 45
Jerry Korab - 1974-75 - 44
Phil Housley - 1988-89 - 44
Richie Dunn - 1980-81 - 42
Doug Bodger - 1988-89 - 40
Phil Housley - 1983-84 - 40
John Van Boxmeer - 1979-80 - 40
Jerry Korab - 1978-79 - 40
Jocelyn Guevremont - 1975-76 - 40

Most Goals by a Rookie

Rick Martin - 1971-72 - 44
Gil Perreault - 1970-71 - 38
Ray Sheppard - 1987-88 - 38
Danny Gare - 1974-75 - 31
Donald Audette - 1991-92 - 31
John Tucker - 1984-85 - 22
Peter McNab - 1974-75 - 22
Christian Ruutu - 1986-87 - 22
DEREK PLANTE - 1993-94 - 21
Steve Atkinson - 1970-71 - 20

Most Points by a Rookie

Rick Martin - 1971-72 - 74
Gil Perreault - 1970-71 - 72
Phil Housley - 1982-83 - 66
Ray Sheppard - 1987-88 - 65
Christian Ruutu - 1986-87 - 65
Danny Gare - 1974-75 - 62
DEREK PLANTE - 1993-94 - 56
J.F. Sauve - 1981-82 - 55
John Tucker - 1984-85 - 49
Donald Audette - 1991-92 - 48

Most Goals by a Defenseman

Phil Housley - 1987-88 - 29
Phil Housley - 1988-89 - 26
Phil Housley - 1983-84 - 24
Phil Housley - 1986-87 - 21
Phil Housley - 1989-90 - 21
John Van Boxmeer - 1980-81 - 18
RICHARD SMEHLIK - 1993-94 - 14
John Van Boxmeer - 1981-82 - 14
Jerry Korab - 1976-77 - 14
Hannu Virta - 1982-83 - 13
Jerry Korab - 1975-76 - 13

Most Points by a Defenseman

Phil Housley - 1989-90 - 81
Phil Housley - 1988-89 - 70
John Van Boxmeer - 1980-81 - 69
John Van Boxmeer - 1981-82 - 68
Phil Housley - 1986-87 - 67
Phil Housley - 1987-88 - 66
Phil Housley - 1983-84 - 64
Jerry Korab - 1974-75 - 56
Doug Bodger - 1992-93 - 54
Jocelyn Guevremont - 1976-77 - 52

Most Assists by a Rookie

Phil Housley - 1982-83 - 47
Christian Ruutu - 1986-87 - 43
Calle Johansson - 1987-88 - 38
J.F. Sauve - 1981-82 - 36
DEREK PLANTE - 1993-94 - 35
Gil Perreault - 1970-71 - 34
Danny Gare - 1974-75 - 31
Benoit Hogue - 1988-89 - 30
Rick Martin - 1971-72 - 30
Pierre Turgeon - 1987-88 - 28
Alexander Mogilny - 1989-90 - 28

Most Penalty Minutes by a Rookie

Brad May - 1991-92 - 309
Jim Schoenfeld - 1972-73 - 178
Doug Barrie - 1970-71 - 168
Kevin Maguire - 1987-88 - 162
Benoit Hogue - 1988-89 - 120
Bob Halkidis - 1985-86 - 115
Steve Dykstra - 1985-86 - 108
MATTHEW BARNABY - 1993-94 - 106
Bill Stewart - 1978-79 - 101
Rob Ray - 1989-90 - 99

YEARLY LEADERS

YEAR	GOALS	ASSISTS	POINTS
1970-71	Goyette (38)	Goyette (46)	Perreault (72)
1971-72	Perreault (44)	Perreault (48)	Martin & Perreault (74)
1972-73	Robert (50)	Perreault (60)	Perreault (88)
1973-74	Martin (42)	Robert (44)	Martin (86)
1974-75	Martin (52)	Robert (60)	Robert (100)
1975-76	Gare (50)	Perreault (69)	Perreault (113)
1976-77	Perreault (39)	Perreault (56)	Perreault (95)

1977-78	Perreault (41)	Perreault & Robert (48)	Perreault (89)
1978-79	Martin (32)	Perreault (58)	Perreault (85)
1979-80	Gare (56)	Perreault (66)	Perreault (106)
1980-81	Gare (46)	Van Boxmeer (51)	Gare (85)
1981-82	Perreault (31)	Van Boxmeer (54)	Perreault (73)
1982-83	McKegney (36)	Housley (47)	Perreault (76)
1983-84	Andreychuk (38)	Perreault (59)	Perreault (90)
1984-85	Andreychuk (31)	Perreault (53)	Perreault (83)
1985-86	Foligno (41)	Andreychuk (51)	Andreychuk (87)
1986-87	Foligno (30)	Andreychuk (48)	Andreychuk (73)

1987-88	Sheppard (38)	Andreychuk (45)	Andreychuk (78)
1988-89	Turgeon (34)	Turgeon (54)	Turgeon (88)
1989-90	Andreychuk & Turgeon (40)	Turgeon (66)	Turgeon (106)
1990-91	Andreychuk (36)	Hawerchuk (58)	Hawerchuk (89)
1991-92	LaFontaine (46)	Hawerchuk (75)	Hawerchuk (98)
1992-93	Mogilny (76)	LaFontaine (95)	LaFontaine (148)
1993-94	Hawerchuk (35)	Hawerchuk (51)	Hawerchuk (86)

YEAR	PENALTY MINUTES	PLUS-MINUS	GOALS-AGAINST AVE.
1970-71	Pratt (179)	Atkinson (+1)	Crozier (3.69)
1971-72	Hamilton (105)	Ramsay (+5)	Crozier (3.51)
1972-73	Schoenfeld (178)	Robert (+16)	Dryden (2.65)
1973-74	Carriere (103)	Ramsay (+17)	Dryden (2.97)
1974-75	Korab & Schoenfeld (184)	Luce (+61)	Bromley (3.10)
1975-76	Gare (129)	Guevremont (+47)	Desjardins (2.95)
1976-77	Korab (120)	Hajt (+39)	Edwards (2.51)
1977-78	Korab (119)	Hajt (+36)	Edwards (2.64)
1978-79	Korab (104)	Ramsay (+21)	Edwards (3.02)
1979-80	Playfair (145)	Schoenfeld (+60)	Sauve (2.36)
1980-81	Playfair (169)	Ramsay (+39)	Edwards (2.96)
1981-82	Playfair (258)	Van Boxmeer (+23)	Edwards (3.51)
1982-83	Playfair (180)	Ramsay (+19)	Sauve (3.45)
1983-84	Playfair (209)	Foligno (+32)	Barrasso (2.84)
1984-85	Playfair (157)	Hajt (+32)	Barrasso (2.66)
1985-86	Foligno (168)	Foligno (+25)	Barrasso (3.61)
1986-87	Dykstra (179)	Foligno (+13)	Barrasso (3.65)
1987-88	Foligno (220)	Johansson (+12)	Barrasso (3.31)
1988-89	Hartman (316)	Ruutu (+13)	Puppa (3.36)
1989-90	Hartman (211)	Ramsay (+21)	Puppa (2.89)
1990-91	Ray (348)	Four Players (+14)	Malarchuk (3.35)
1991-92	Ray (354)	LaFontaine (+10)	Draper (3.21)
1992-93	May (242)	Bodger (+14)	Hasek (3.15)
1993-94	Ray (274)	Muni (+28)	Hasek (1.95)

CAREER LEADERS

Games Played	Tot.
Gil Perreault	1191
Craig Ramsay	1070
Mike Ramsey	911
Bill Hajt	854
Don Luce	766
Dave Andreychuk	763
Rick Martin	681
Ric Seiling	664
Mike Foligno	662
Lindy Ruff	608
Phil Housley	608

Assists	Tot.
Gil Perreault	814
Dave Andreychuk	423
Craig Ramsay	420
Phil Housley	380
Rene Robert	330
Rick Martin	313
Don Luce	310
Dale Hawerchuk (51)	264
Mike Foligno	264
Mike Ramsey	256

Penalty Minutes	Tot.
Mike Foligno	1,450
Larry Playfair	1,390
Rob Ray (274)	1,286
Lindy Ruff	1,126
Jim Schoenfeld	1,025
Mike Ramsey	924
Mike Hartman	890
Jerry Korab	870
Brad May (171)	722
Danny Gare	686

Game-Winning Goals	Tot.
Gil Perreault	81
Rick Martin	47
Mike Foligno	43
Danny Gare	35
Dave Andreychuk	34
Rene Robert	32
Craig Ramsay	32
Don Luce	30
Alexander Mogilny (7)	27
Jim Lorentz	25

Goals	Tot.
Gil Perreault	512
Rick Martin	382
Dave Andreychuk	348
Danny Gare	267
Craig Ramsay	252
Mike Foligno	247
Rene Robert	222
Don Luce	216
Alexander Mogilny (32)	192
Phil Housley	178

Points	Tot.
Gil Perreault	1326
Dave Andreychuk	771
Rick Martin	695
Craig Ramsay	672
Phil Housley	558
Rene Robert	552
Don Luce	526
Mike Foligno	511
Danny Gare	500
Alexander Mogilny (79)	397

Power Play Goals	Tot.
Dave Andreychuk	153
Gil Perreault	128
Rick Martin	112
Alexander Mogilny (17)	66
Danny Gare	66
Phil Housley	61
Mike Foligno	61
Pierre Turgeon	57
Rene Robert	53
Dale Hawerchuk (13)	46
Jim Lorentz	46

Hat Tricks	Tot.
Rick Martin	21
Gil Perreault	18
Alexander Mogilny (1)	10
Danny Gare	10
Dave Andreychuk	8
Mike Foligno	5
Rene Robert	5
Pat LaFontaine	5
Andre Savard	4
Craig Ramsay	3
Jim Lorentz	3
Gerry Meehan	3
Eddie Shack	3

CAREER LEADERS

Short-Handed Goals	Tot
Craig Ramsay	27
Don Luce	21
Ric Seiling	9
Gil Perreault	8
Gilles Hamel	8
Christian Ruutu	8
Andre Savard	7
Wayne Presley (5)	6
Bob Sweeney (3)	6
Scott Arniel	6
Dave Snuggerud	6

Shots	Tot.
Gil Perreault	2,837
Dave Andreychuk	2,223
Rick Martin	2,192
Phil Housley	1,610
Don Luce	1,562
Rene Robert	1,481
Danny Gare	1,480
Craig Ramsay	1,479
Mike Foligno	1,438
Mike Ramsey	1,317

Goalie Minutes	Total
Don Edwards	17,969
Tom Barrasso	15,463
Bob Sauve	14,063
Daren Puppa	11,763
Roger Crozier	10,980
Jacques Cloutier	7,442
Gerry Desjardins	6,802
Dave Dryden	6,440
Clint Malarchuk	5,692
Dominik Hasek (3,357)	4,787

Shutouts	Tot.
Don Edwards	14
Tom Barrasso	13
Roger Crozier	10
Dominik Hasek (7)	7
Bob Sauve	7
Daren Puppa	5
Dave Dryden	5
Gerry Desjardins	5
Gary Bromley	4
Grant Fuhr (2)	2
Clint Malarchuk	2

Game-Tying Goals	Tot.
Danny Gare	21
Rick Martin	20
Gil Perreault	16
Craig Ramsay	15
Rene Robert	10
Don Luce	10
Mike Foligno	8
Dave Andreychuk	8
Gerry Meehan	7
Ric Seiling	6
Larry Playfair	6

Goalie Games	Tot.
Don Edwards	307
Tom Barrasso	266
Bob Sauve	246
Daren Puppa	215
Roger Crozier	202
Jacques Cloutier	144
Dave Dryden	120
Gerry Desjardins	116
Clint Malarchuk	102
Dominik Hasek (58)	86

Goalie Wins	Tot.
Don Edwards	156
Tom Barrasso	124
Bob Sauve	119
Daren Puppa	96
Roger Crozier	74
Gerry Desjardins	66
Jacques Cloutier	50
Dave Dryden	43
Dominik Hasek (30)	41
Clint Malarchuk	39

Goalie Win. Pct.	W	L	T	Pct.
Gerry Desjardins	66	30	18	.657
Don Edwards	156	83	61	.622
Gary Bromley	29	17	14	.600
Bob Sauve	113	76	39	.581
Daren Puppa	96	68	28	.573
Dominik Hasek	41	30	10	.568
Tom Barrasso	124	102	28	.543
Clint Malarchuk	39	39	16	.500
Tom Draper	15	15	5	.500
Roger Crozier	74	76	29	.494

(Minimum 25 games played)

INDIVIDUAL RECORDS

OVERALL	ONE SEASON	CAREER
Most Games Played:	84 - Four players	1191 - Gil Perreault
Most Goals:	76 - Alex Mogilny (92-93)	512 - Perreault
Most Assists:	95 - Pat LaFontaine (92-93)	814 - Perreault
Most Points:	148 - LaFontaine (92-93)	1326 - Perreault
Most Penalty Minutes:	354 - Rob Ray (91-92)	1450 - Mike Foligno
Most Hat Tricks:	7 - Two players	21 - Martin
Most PPG:	28 - Dave Andreychuk (91-92)	133 - Andreychuk
Most SHG:	8 - Don Luce (74-75)	27 - Craig Ramsay
Most GWG:	11 - Two players	81 - Perreault
Most GTG:	6 - Gare (77-78)	21 - Gare
Most Shots:	360 - Alex Mogilny (92-93)	2837 - Perreault

LEFT WINGS	ONE SEASON	CAREER
Most Games Played:	84 - Wood & May (93-94)	1070 - Ramsay
Most Goals:	52 - Martin (twice)	382 - Martin
Most Assists:	51 - Andreychuk (85-86)	423 - Andreychuk
Most Points:	95 - Martin (74-75)	771 - Andreychuk
Most Penalty Minutes:	354 - Ray (91-92)	1126 - Lindy Ruff*

CENTERS	ONE SEASON	CAREER
Most Games Played:	84 - Pat LaFontaine (92-93)	1191 - Perreault
Most Goals:	53 - Pat LaFontaine (92-93)	512 - Perreault
Most Assists:	95 - Pat LaFontaine (92-93)	814 - Perreault
Most Points:	148 - Pat LaFontaine (92-93)	1326 - Perreault
Most Penalty Minutes:	120 - Benoit Hogue (88-89)	500 - Perreault

RIGHT WINGS	ONE SEASON	CAREER
Most Games Played:	80 - Three players	664 - Ric Seiling
Most Goals:	76 - Alex Mogilny (92-93)	267 - Gare
Most Assists:	60 - Rene Robert (74-75)	330 - Robert
Most Points:	127 - Alex Mogilny (92-93)	552 - Robert
Most Penalty Minutes:	295 - Gord Donnelly (91-92)	1450 - Foligno

DEFENSEMEN	ONE SEASON	CAREER
Most Games Played:	84 - Richard Smehlik (93-94)	911 - Mike Ramsey
Most Goals:	29 - Phil Housley (87-88)	156 - Housley
Most Assists:	60 - Housley (89-90)	334 - Housley
Most Points:	81 - Housley (89-90)	490 - Housley
Most Penalty Minutes:	258 - Larry Playfair (81-82)	1390 - Playfair

GOALIES	ONE SEASON	CAREER
Most Games Played:	72 - Don Edwards (77-78)	307 - Edwards
Most Minutes Played:	4209 - Edwards (77-78)	17969 - Edwards
Most Wins:	38 - Edwards (77-78)	156 - Edwards
Most Losses:	34 - Roger Crozier (71-72)	102 - Tom Barrasso
Most Shutouts:	7 - Dominik Hasek (93-94)	14 - Edwards
Most Penalty Minutes:	50 - Barrasso (87-88)	160 - Barrasso
Most Assists:	6 - Barrasso (84-85)	17 - Barrasso
Lowest GAA:	1.95 - Hasek (93-94)	2.31 - Hasek

*Spent part of his career at defense.

1993-94 totals in parentheses.

INDIVIDUAL CAREER RECORDS

Most Seasons: Gil Perreault - 17 (1970-71 to 1986-87)
 Most Consecutive Games Played: 776 - Craig Ramsay, Mar. 27, 1973 to Feb. 10, 1983.
 Most 20-Goal Seasons: 15 - Gil Perreault.
 Most 30-Goal Seasons: 10 - Gil Perreault.
 Most 40-Goal Seasons: 5 - Rick Martin.
 Most 50-Goal Seasons: 2 - Danny Gare and Rick Martin.
 Most Consecutive 20-Goal Seasons: 12 - Gil Perreault (1974-75 to 1985-86).
 Most Consecutive 30-Goal Seasons: 6 - Rick Martin (1971-72 to 1976-77).
 Most Consecutive 40-Goal Seasons: 3 - Rick Martin (1973-74 to 1975-76).
 Most Consecutive 50-Goal Seasons: 2 - Rick Martin (1973-74 to 1974-75).

CAREER POINT LEADERS AGAINST SABRES

Name	Total	Name	Total
Michel Goulet	100	Keith Acton	36
Ray Bourque	95	Chris Chelios	36
Peter Stastny	92	Ray Ferraro	36
Ron Francis	76	Steve Kasper	36
Wayne Gretzky	75	Paul Coffey	35
x - Guy Lafleur	74	Bernie Nicholls	35
x - Phil Esposito	69	x - Dave Taylor	34
x - Larry Robinson	69	Neal Broten	33
x - Marcel Dionne	68	Dean Evason	33
Bryan Trottier	63	John Ogrodnick	33
x - Jean Ratelle	61	Doug Gilmour	32
Stephane Richer	55	Larry Murphy	32
Joe Sakic	55	Glenn Anderson	31
Denis Savard	55	Bob Carpenter	31
x - Barry Pederson	54	Andrew Cassels	30
Steve Yzerman	54	Dave Christian	30
Kevin Dineen	53	Randy Burridge	29
Dale Hunter	53	Mark Howe	29
Bobby Smith	53	Russ Courtnall	27
Mario Lemieux	52	Mike McPhee	27
Mark Messier	52	Dave Poulin	27
Dave Babych	49	x - retired	
Mike Gartner	48		
Jari Kurri	47		
Pat Verbeek	47		
Ryan Walter	45		
Joe Mullen	43		
Adam Oates	41		
Cam Neely	40		
Brian Bellows	39		
Guy Carbonneau	39		
Kirk Muller	39		

BIGGEST WINS & BIGGEST LOSSES

IN SABRES' HISTORY

Date	Opponent & Score	Date	Opponent & Score
12-21-75	Washington - 14-2	11-7-70	@ Montreal - 11-2
2-25-78	@ Cleveland - 13-3	3-13-71	@ St. Louis - 9-0
3-19-81	Toronto - 14-4	10-10-81	@ Montreal - 9-0
2-7-80	Pittsburgh - 9-0	12-22-87	@ Boston 9-0
3-27-80	Detroit - 10-1	11-5-88	@ Calgary 9-0
12-7-80	Pittsburgh - 10-1	12-6-88	@ Hartford 9-0
11-13-83	Calgary - 11-2	11-18-87	@ Hartford 9-1
10-30-93	Ottawa - 12-3	(Eight games tied at seven.)	
3-16-75	@ Toronto - 11-3	Biggest home loss:	
10-22-75	N.Y. Rangers - 9-1	1-6-77 vs. Montreal (9-2)	
1-27-80	Los Angeles - 9-1		
4-5-80	@ Pittsburgh - 9-1		
3-4-83	Pittsburgh - 10-2		

INDIVIDUAL GAME RECORDS

- Most Goals:** 5 - Dave Andreychuk at Boston, Feb. 6, 1986.
- Most Goals by a Defenseman:** 3 - Phil Housley vs. New Jersey, Jan. 22, 1988 and vs. Winnipeg, Jan. 23, 1983; Hannu Virta at Montreal, Mar. 19, 1983; Jim Schoenfeld at Winnipeg, Mar. 13, 1981; John Van Boxmeer at N.Y. Islanders, Nov. 7, 1981; Jerry Korab vs. Minnesota, Nov. 19, 1978.
- Most Assists:** 5 - Gil Perreault vs. Winnipeg Jan. 4, 1984, vs. St. Louis Mar. 9, 1980, at California, Feb. 1, 1976; Dale Hawerchuk Jan. 15, 1992 at New Jersey; Pat LaFontaine at Winnipeg Feb. 10, 1993, vs. N.Y. Rangers Dec. 31, 1992, at Los Angeles Mar. 19, 1992.
- Most Assists by a Defenseman:** 4 - Bill Hajt vs. N.Y. Rangers, Nov. 13, 1976; Phil Housley at Quebec, Dec. 23, 1989.
- Most Points:** 7 - Gil Perreault at California, Feb. 1, 1976.
- Most Points by a Defenseman:** 5 - John Van Boxmeer at N.Y. Islanders, Nov. 7, 1981; Phil Housley at Quebec, Dec. 23, 1989.
- Most Penalty Minutes:** 39 - Reg Fleming vs. Pittsburgh, Oct. 18, 1970.
- Most Shots on Goal:** 12 - Alexander Mogilny at St. Louis, Mar. 16, 1993; Dave Andreychuk vs. Hartford, Nov. 13, 1992; Ken Priestley vs. N.Y. Rangers, Mar. 4, 1988; Mike Foligno vs. Hartford, Mar. 3, 1982; Jim Schoenfeld vs. Toronto, Dec. 10, 1978; Rene Robert vs. Boston, Apr. 1, 1976.
- Most Saves:** 64 - Joe Daley at Boston, Dec. 10, 1970.
- Fewest Saves in Complete Game:** 7 - Al Smith vs. Kansas City, Mar. 21, 1976.
- Most Saves in a Shutout:** 38 - Gerry Desjardins vs. St. Louis, Nov. 10, 1976
- Fewest Saves in a Shutout:** 14 - Gary Bromley vs. Minnesota, Dec. 8, 1974; Don Edwards vs. Detroit, Dec. 10, 1979; Tom Barrasso vs. Winnipeg, Dec. 28, 1984; Tom Barrasso vs. Hartford, Jan. 19, 1985; Tom Barrasso vs. Hartford, Apr. 5, 1987.

TEAM GAME RECORDS

Most Goals For: 14 (14-4 vs. Toronto on Mar. 19, 1981; 14-2 vs. Washington on Dec. 21, 1975)
Most Goals Against: 11 (11-2 at Montreal on Nov. 7, 1970)
Most Goals - Buffalo and Opponent: 18 (14-4 win vs. Toronto on Mar. 19, 1981)

Greatest Winning Margin: 12 (14-2 win vs. Washington on Dec. 21, 1975)
Greatest Losing Margin: 9 (9-0 loss at Hartford on Dec. 6, 1988; 9-0 loss at Calgary on Nov. 5, 1988; 9-0 loss at Boston on Dec. 22, 1987; 9-0 loss at Montreal on Oct. 10, 1981; 9-0 loss at St. Louis on Mar. 13, 1971; 11-2 loss at Montreal on Nov. 7, 1970.)
Highest Tie Score: 8-8 (at New Jersey on Jan. 15, 1992)
Lowest Tie Score: 0-0 (vs. Montreal on Oct. 15, 1986; at Quebec on Feb. 5, 1983; at Chicago on Oct. 31, 1979; vs. California on Nov. 9, 1972)

Most Buffalo Shots on Goal: 58 (vs. Kansas City on Feb. 2, 1975)
Fewest Buffalo Shots on Goal: 12 (vs. Calgary on Nov. 9, 1988)
Most Shots on Goal by Opponents: 72 (at Boston on Dec. 10, 1970)
Fewest Shots on Goal by Opponents: 8 (vs. Kansas City on Mar. 21, 1976)
Most Shots on Goal by Sabres and Opponents Combined: 100 (vs. Boston, Dec. 10, 1970)
Fewest Shots on Goal by Sabres and Opponents Combined: 33 (vs. Boston, Oct. 15, 1983)
Greatest Margin of Shots on Goal Favoring the Sabres: 37 (vs. Hartford, Mar. 3, 1982, 52-15)
Greatest Margin of Shots on Goal Favoring the Sabres' Opponents: 44 (vs. Boston, Dec. 10, 1970, 72-28)

Most Buffalo Shots on Goal in One Period: 26 (vs. Cleveland on Feb. 25, 1978)
Fewest Buffalo Shots on Goal in One Period: 0 (at Montreal on Feb. 19, 1981)
Most Shots on Goal Allowed in One Period: 30 (by Boston on Dec. 10, 1970)
Fewest Shots on Goal Allowed in One Period: 0 (by Kansas City on Mar. 21, 1976)
Most Shots by Sabres and Opponents Combined in One Period: 41 (vs. Kansas City, Feb. 2, 1975)
Least Shots by Sabres and Opponents Combined in One Period: 5 (vs. Minnesota, Mar. 14, 1972; vs. Los Angeles, Dec. 23, 1972; vs. St. Louis, Jan. 13, 1974)

Most Shots by the Sabres in an Overtime Period: 7 (vs. N.Y. Rangers, Nov. 21, 1990)
Most Shots by Opponents in an Overtime Period: 9 (vs. Vancouver, Jan. 8, 1991; vs. Minnesota, Feb. 23, 1991)
Most Shots by Sabres and Opponents Combined in an Overtime Period: 11 (vs. N.Y. Rangers, Nov. 21, 1990)

Most Buffalo Penalty Minutes: 188 (at Minnesota on Mar. 31, 1992)
Most Penalty Minutes by Opponents: 172 (at Minnesota on Mar. 31, 1992)
Most Penalty Minutes by Buffalo and Opponents: 360 (Buffalo at Minnesota, Mar. 31, 1992)

Fastest Two Buffalo Goals by One Player: :10 (Danny Gare at Washington on Nov. 8, 1980)
Fastest Two Goals Against by One Player: :10 (Darryl Sittler at Toronto on Feb. 19, 1972.)
Fastest Three Buffalo Goals by One Player: 3:49 (Don Luce at Washington on Dec. 22, 1974)
Fastest Three Goals Against by One Player: 4:55 (Rick Kehoe at Pittsburgh on Mar. 10, 1976)
Fastest Two Buffalo Goals: :04 (Lee Fogolin and Don Luce vs. California on Oct. 17, 1974)
Fastest Two Goals Against: :07 (Larry DePalma and Dave Snuggerud at San Jose on Nov. 5, 1992; Marcel Dionne and Hartland Monahan of Los Angeles on Jan. 11, 1978; Jim Moxey and Wayne Merrick at California on Feb. 1, 1976)
Fastest Three Buffalo Goals: :39 (Mar. 22, 1992 at Chicago)
Fastest Three Goals Against: :34 (Danny Gare twice and Bob Manno at Detroit on Oct. 26, 1984)
Fastest Two Goals, Both Teams: :04 (Marian Stastny and Dale McCourt at Quebec on Jan. 2, 1982)
Fastest Three Goals, Both Teams: :18 (Jim Moxey, Wayne Merrick and Danny Gare at California on Feb. 1, 1976)

TEAM GAME RECORDS

Fastest Buffalo Goal from Opening Face-off: :05 (Alexander Mogilny vs. Toronto, Dec. 21, 1991)
Fastest Opponents' Goal from Opening Face-Off: :09 (Jim Wiemer of N.Y. Rangers on Mar. 27, 1985; Yvon Cournoyer at Montreal on Dec. 22, 1973)
Fastest Buffalo Goal from Start of A Period: :05 (Alexander Mogilny vs. Toronto, Dec. 21, 1991)
Fastest Two Goals from Start of A Period: :31 (Rene Robert and Rick Martin at N.Y. Rangers on Jan. 10, 1974)
Fastest Goal by Rookie from Start of First NHL Game: :18 (Danny Gare vs. Boston on Oct. 10, 1974)

Most Buffalo Goals in One Period: 9 (vs. Toronto on Mar. 19, 1981)
Most Goals Allowed by Buffalo in One Period: 7 (at Montreal on November 7, 1970)
Most Goals, Buffalo and Opponent, in One Period: 12 (Buffalo, 9, and Toronto, 3, on Mar. 19, 1981)
Most Buffalo Points in One Game: 40 (vs. Washington on Dec. 21, 1975)
Most Buffalo Points in One Period: 23 (vs. Toronto on Mar. 19, 1981 and vs. Washington on Dec. 21, 1975)
Most Points, Buffalo and Opponent, in One Period: 31 (Buffalo, 23, and Toronto, 8, on Mar. 19, 1981)

INDIVIDUAL SEASON RECORDS

Most Goals by a Rookie: 44 - Rick Martin (1971-72)
Most Assists by a Rookie: 47 - Phil Housley (1982-83)
Most Points by a Rookie: 74 - Rick Martin (1971-72)
Most Penalty Minutes by a Rookie: 309 - Brad May (1991-92)
Most Consecutive Goal-Scoring Games: 8 - Alexander Mogilny, Dec. 15, 1992 to Jan. 3, 1993 and Mike Foligno, Dec. 28, 1984 to Jan. 12, 1985.
Most Consecutive Assists-Scoring Games: 11 - Gil Perreault, Dec. 23, 1984 to Jan. 13, 1985.
Most Point-Scoring Games in Succession: 18 - Gil Perreault, 1971-72.
Highest Plus-Minus Rating: +61 - Don Luce (1974-75)
Highest Shooting Percentage (50 or more games): 24.4 - Peter McNab, 1974-75.

SABRES RECORD ON SUPER BOWL SUNDAY

DATE	OPPONENT	PLACE	SCORE
Jan. 17, 1971	Montreal	Buffalo	T 4-4
Jan. 16, 1972	Montreal	Buffalo	W 4-2
Jan. 14, 1973	Boston	Boston	L 6-0
Jan. 13, 1974	St. Louis	Buffalo	W 1-0
Jan. 12, 1975	Vancouver	Buffalo	W 5-1
Jan. 18, 1976	Minnesota	Buffalo	W 4-1
Jan. 9, 1977	Cleveland	Buffalo	W 7-4
Jan. 20, 1980	Edmonton	Buffalo	T 4-4
Jan. 31, 1988	Winnipeg	Buffalo	T 4-4
Jan. 22, 1989	Boston	Buffalo	W 6-4
Jan. 28, 1990	Pittsburgh	Buffalo	W 7-2
Jan. 27, 1991	Calgary	Buffalo	L 5-4
Jan. 26, 1992	Winnipeg	Buffalo	W 5-2
Jan. 31, 1993	Edmonton	Buffalo	L 5-4 (ot)
Jan. 30, 1994	Florida	Buffalo	L 3-2

*The Sabres are 8-4-3 on Super Bowl Sunday (8-3-3 at home and 0-1-0 on the road).

The Sabres had a home game scheduled on Super Bowl Sunday of 1979 (Jan. 21) re-scheduled to Feb. 14 (2-1 win over the Islanders).

TEAM SEASON RECORDS

CATEGORY	OVERALL	HOME	AWAY
Points - Most	113 (74-75)	63 (72-73)	51 (74-75)
- Least	51 (71-72)	31 (71-72)	20 (71-72)
Wins - Most	49 (74-75)	30 (72-73)	23 (83-84)
- Least	16 (71-72)	11 (71-72)	5 (71-72)
Losses - Most	44 (86-87)	19 (71-72)	26 (twice)
- Least	16 (74-75)	5 (79-80)	10 (74-75)
Ties - Most	21 (80-81)	12 (twice)	11 (72-73)
- Least	6 (85-86)	1 (85-86)	1 (83-84)
Overtime Games - Most	24 (90-91)	16 (90-91)	12 (92-93)
Overtime Wins - Most	5 (83-84)	2 (5 times)	3 (83-84)
Overtime Losses - Most	4 (4 times)	2 (5 times)	4 (86-87)
Goals Scored - Most	354 (74-75)	199 (74-75)	155 (74-75)
- Least	203 (71-72)	110 (71-72)	93 (71-72)
Goals Against - Most	308 (86-87)	147 (85-86)	168 (70-71)
- Least	201 (79-80)	80 (72-73)	106 (79-80)
Shutouts - Most	9 (93-94)	6 (72-73)	4 (twice)
Shutouts Against - Most	7 (70-71)	3 (70-71)	4 (twice)
Non-Shutout Streak	178 (11-18-83 to 1-4-86)	340 (11-23-77 to 2-12-86)	106 (2-12-91 to 11-29-93)
Longest Win Streak	10 (1-4-84 to 1-23-84)	12 (twice)	10 (12-10-83 to 1-23-84)
Longest Unbeaten Streak	14 (3-6-80 to 4-6-80)	21 (10-8-72 to 1-7-73)	10 (12-10-83 to 1-23-84)
Longest Losing Streak	7 (3 times)	6 (10-10-93 to 11-10-93)	7 (twice)
Longest Winless Streak	12 (11-23-91 to 12-20-91)	12 (1-27-91 to 3-10-91)	23 (10-30-71 to 2-19-72)

Longest Winning Streak at the Start of a Season: 8 (1975-76)

Longest Losing Streak at the Start of a Season: 2 (2 times)

Most Consecutive Ties: 4 (Four times)

Most Consecutive Ties at Home: 5 (1984-85)

Most Consecutive Ties on the Road: 4 (1981-82)

Most Power Play Goals: 105 (91-92)

Least Power Play Goals: 48 (73-74)

Most Power Play Goals Against: 95 (87-88)

Least Power Play Goals Against: 31 (77-78)

Most Short-handed Goals: 21 (93-94)

Least Short-handed Goals: 1 (71-72)

Most Short-handed Goals Against: 17 (92-93)

Least Short-handed Goals Against: 3 (77-78)

Most Penalty Minutes: 2713 (1991-92)

Least Penalty Minutes: 787 (1973-74)

Most 20 Goal Scorers: 9 (74-75)

Most 30 Goal Scorers: 6 (74-75)

Most 40 Goal Scorers: 3 (79-80, 75-76)

Most 50 Goal Scorers: 2 (92-93)

Most 60 Goal Scorers: 1 (92-93)

Most 70 Goal Scorers: 1 (92-93)

Most 70 Point Scorers: 6 (Two times)

Most 80 Point Scorers: 4 (91-92)

Most 90 Point Scorers: 3 (Three times)

Most 100 Point Scorers: 2 (92-93)

SABRES' PENALTY SHOTS

November 5, 1970 at Buffalo - Paul Andrea unsuccessful vs. Vancouver's Dunc Wilson.
 December 20, 1973 at Buffalo - John Gould unsuccessful vs. Montreal's Michel Plasse.
 January 31, 1974 at Philadelphia - Rick Martin successful vs. Philadelphia's Bernie Parent.
 January 25, 1975 at Montreal - Rick Martin unsuccessful vs. Montreal's Michel Laroque.
 February 2, 1975 at Buffalo - Don Luce unsuccessful vs. Kansas City's Denis Herron.
 October 19, 1975 at Buffalo - Don Luce unsuccessful vs. Washington's Ron Low.
 February 4, 1976 at Los Angeles - Gil Perreault unsuccessful vs. Los Angeles' Rogie Vachon.
 February 22, 1976 at Buffalo - Rene Robert unsuccessful vs. Montreal's Ken Dryden.
 April 1, 1978 at Toronto - Gil Perreault unsuccessful vs. Toronto's Mike Palmateer.
 December 19, 1982 at Buffalo - Brent Peterson unsuccessful vs. Quebec's Dan Bouchard.
 November 25, 1983 at Buffalo - Gil Perreault successful vs. Chicago's Murray Bannerman.
 January 14, 1984 at Detroit - Brent Peterson unsuccessful vs. Detroit's Greg Stefan.
 October 31, 1984 at Buffalo - John Tucker successful vs. Philadelphia's Pelle Lindbergh.
 December 26, 1984 at Buffalo - John Tucker unsuccessful vs. Toronto's Rick St. Croix.
 November 22, 1986 at Quebec - Dave Andreychuk unsuccessful vs. Quebec's Clint Malarchuk.
 November 15, 1987 at Buffalo - Christian Ruutu unsuccessful vs. Toronto's Ken Wregget.
 *April 9, 1988 at Buffalo - John Tucker successful vs. Boston's Andy Moog.
 February 19, 1989 at Buffalo - Mike Foligno unsuccessful vs. Detroit's Glen Hanlon.
 October 17, 1990 at Buffalo - Pierre Turgeon successful vs. Montreal's Patrick Roy.
 October 12, 1991 at Quebec - Dave McLlwain unsuccessful vs. Quebec's Ron Tugnutt.
 January 10, 1992 at Buffalo - Alexander Mogilny unsuccessful vs. Edmonton's Bill Ranford.
 February 7, 1992 at Buffalo - Dave Andreychuk unsuccessful vs. Minnesota's Darcy Wakaluk.
 November 11, 1992 at Buffalo - Brad May successful vs. Boston's Andy Moog.
 November 29, 1992 at Ottawa - Pat LaFontaine successful vs. Ottawa's Peter Sidorkiewicz.
 December 17, 1993 at Buffalo - Alexander Mogilny unsuccessful vs. Los Angeles' Robb Stauber.
 January 11, 1994 at Chicago - Randy Wood successful vs. Chicago's Jeff Hackett.
 February 10, 1994 at Boston - Wayne Presley unsuccessful vs. Boston's Vincent Riendeau.

* - indicates a playoff game

OPPONENTS' PENALTY SHOTS

October 20, 1971 at Toronto - Paul Henderson unsuccessful vs. Roger Crozier.
 November 12, 1972 at Buffalo - Lowell McDonald of Pittsburgh unsuccessful vs. Roger Crozier.
 March 9, 1973 at Vancouver - Andre Boudrias successful vs. Roger Crozier.
 November 13, 1974 at Montreal - Steve Shutt unsuccessful vs. Gary Bromley.
 December 5, 1974 at Buffalo - Tommy Williams of Washington unsuccessful vs. Gary Bromley.
 January 23, 1975 at Buffalo - Pierre Jarry of Detroit unsuccessful vs. Roger Crozier.
 February 22, 1981 at Buffalo - Steve Shutt of Montreal unsuccessful vs. Don Edwards.
 December 17, 1981 at Philadelphia - Behn Wilson successful vs. Don Edwards.
 March 29, 1983 at Hartford - Blaine Stoughton successful vs. Bob Sauve.
 March 9, 1984 at Buffalo - Marcel Dionne of Los Angeles successful vs. Tom Barrasso.
 January 5, 1985 at New York Islanders - Bryan Trottier unsuccessful vs. Tom Barrasso.
 January 24, 1991 at Chicago - Dave Manson unsuccessful vs. Darcy Wakaluk.
 January 29, 1992 at Detroit - Steve Yzerman successful vs. Daren Puppa.
 March 4, 1992 at Quebec - Mats Sundin successful vs. Tom Draper.
 March 8, 1992 at New York Islanders - Marty McInnis unsuccessful vs. Tom Draper.
 March 17, 1992 at Minnesota - Ulf Dahlen unsuccessful vs. Daren Puppa.
 March 10, 1993 at Quebec - Alexei Gusarov successful vs. Grant Fuhr.

REGULAR SEASON OVERTIME GOALS

Date	Opponent	Scorer	Score	Time
Oct. 26, 1983	@ Detroit	Sieve Yzerman	6-5 Det	4:38
Nov. 16, 1983	@ Winnipeg	Mike Ramsey	6-5 Buf	0:17
Feb. 8, 1984	@ Pittsburgh	Dave Andreychuk	6-5 Buf	0:31
Feb. 17, 1984	Minnesota	Dave Andreychuk	5-4 Buf	1:31
Feb. 21, 1984	@ Philadelphia	Phil Housley	5-4 Buf	4:09
Mar. 11, 1984	Hartford	Mike Foligno	4-3 Buf	1:53
Oct. 13, 1984	@ Toronto	Jim Benning	4-3 Tor	2:41
Feb. 15, 1985	Montreal	Mats Naskund	4-3 MI	2:31
Mar. 24, 1985	Boston	Dave Reid	4-3 Bos	0:56
Nov. 30, 1985	@ Toronto	Sieve Thomas	3-2 Tor	0:26
Jan. 17, 1986	Montreal	Gates Orlando	5-4 Buf	1:11
Mar. 11, 1986	@ St. Louis	Charlie Bourgeois	3-2 SIL	2:04
Oct. 22, 1986	@ Pittsburgh	Randy Cunneyworth	5-4 PIT	2:30
Nov. 12, 1986	@ N.Y. Rangers	Walt Poddubny	2-1 NYR	2:01
Dec. 20, 1986	@ Toronto	Sieve Thomas	5-4 Tor	4:55
Jan. 8, 1987	@ Minnesota	Brian Bellows	5-4 Min	1:05
Jan. 18, 1987	Edmonton	Scott Arniel	6-5 Buf	1:49
Feb. 14, 1988	Chicago	Sieve Thomas	4-3 Chi	3:48
Oct. 9, 1988	@ Philadelphia	Ron Sutter	4-3 Phi	2:44
Nov. 13, 1988	Edmonton	Esa Tikkanen	5-4 Edm	3:25
Nov. 25, 1988	Chicago	Phil Housley	5-4 Buf	3:15
Dec. 3, 1988	@ Montreal	Guy Carbonneau	3-2 MI	4:22
Jan. 4, 1989	Hartford	Kevin Dineen	5-4 Hfd	3:19
Jan. 21, 1989	@ Boston	Pierre Turgeon	6-5 Buf	3:58
Oct. 27, 1989	Toronto	Pierre Turgeon	6-5 Buf	2:30
Dec. 7, 1989	@ Philadelphia	Ron Sutter	4-3 Phi	0:24
Dec. 29, 1989	Boston	Craig Janney	4-3 Bos	1:33
Feb. 20, 1990	@ Winnipeg	Mike Hartman	4-3 Buf	2:06
Mar. 14, 1990	Los Angeles	Bob Kudelski	6-5 LA	1:25
Mar. 18, 1990	Winnipeg	Phil Housley	4-3 Buf	2:03
Mar. 30, 1990	@ Pittsburgh	Uwe Krupp	3-2 Buf	1:00
Nov. 23, 1990	Edmonton	Benoit Hogue	3-2 Buf	0:34
Dec. 7, 1990	Hartford	Scott Young	4-3 Hfd	0:53
Dec. 18, 1990	@ Hartford	Dave Andreychuk	4-3 Buf	1:07
Feb. 6, 1991	St. Louis	Brett Hull	5-4 SIL	4:15
Mar. 20, 1991	Montreal	Dave Andreychuk	3-2 Buf	1:14
Nov. 8, 1991	Philadelphia	Donald Audette	4-3 Buf	1:29
Nov. 29, 1991	N.Y. Rangers	Mark Messier	5-4 NYR	0:43
Jan. 23, 1992	@ Pittsburgh	Donald Audette	5-4 Buf	4:15
Mar. 28, 1992	@ Boston	Steve Heinze	4-3 Bos	3:59
Oct. 16, 1992	Tampa Bay	Bob Sweeney	5-4 Buf	2:30
Nov. 2, 1992	@ N.Y. Rangers	Darren Turcotte	7-6 NYR	0:58
Jan. 3, 1993	St. Louis	Brad May	6-5 Buf	1:20
Jan. 17, 1993	@ Edmonton	Zdeno Ciger	3-2 Edm	0:25
Jan. 19, 1993	@ Calgary	Yuri Khmylev	3-2 Buf	2:07
Jan. 26, 1993	@ Philadelphia	Bob Sweeney	4-3 Buf	2:23
Jan. 31, 1993	Edmonton	Kelly Buchberger	5-4 Edm	0:46
Apr. 13, 1993	Montreal	Brian Bellows	3-2 MI	3:50
Dec. 2, 1993	@ Florida	Jesse Belanger	2-1 Fla	0:23
Dec. 26, 1993	@ NY Islanders	Benoit Hogue	4-3 NYI	2:28
Jan. 7, 1994	Pittsburgh	Ron Francis	4-3 Pit	4:54
Mar. 30, 1994	Tampa Bay	Brian Bradley	3-2 TB	3:52

All-Time Record in Overtime Decisions: 22-30

Sabres' Overtime Goal Scorers

Dave Andreychuk - 4	Gates Orlando - 1	Mike Foligno - 1
Phil Housley - 3	Scott Arniel - 1	Mike Ramsey - 1
Pierre Turgeon - 2	Mike Hartman - 1	Uwe Krupp - 1
Donald Audette - 2	Benoit Hogue - 1	Yuri Khmylev - 1
Bob Sweeney - 2	Brad May - 1	

SABRES' HAT TRICKS

PLAYER	OPPONENT	DATE	PLACE
Gil Perreault	California	1-29-71	California
Eddie Shack	Los Angeles	2-4-71	Buffalo
Gerry Meehan	Detroit	2-20-71	Detroit
Steve Atkinson	Minnesota	2-28-71	Buffalo
Eddie Shack	Boston	3-21-71	Boston
Eddie Shack	Pittsburgh	3-31-71	Pittsburgh
Rick Martin	Vancouver	10-30-71	Vancouver
Craig Ramsay	Minnesota	12-5-71	Buffalo
Rick Martin	California	1-2-72	Buffalo
Rick Martin (4)	Atlanta	10-22-72	Buffalo
Gerry Meehan	Minnesota	12-2-72	Minnesota
Rene Robert	Minnesota	12-2-72	Minnesota
Gerry Meehan	Chicago	12-28-72	Buffalo
Rick Martin	California	10-31-73	Buffalo
Rick Dudley	NY Rangers	12-6-73	Buffalo
Jim Lorentz	Detroit	12-31-73	Detroit
Rick Martin	Pittsburgh	1-3-74	Buffalo
Rick Martin	Minnesota	3-17-74	Buffalo
Rick Martin	St. Louis	4-7-74	Buffalo
Gil Perreault	Boston	10-10-74	Buffalo
Rene Robert	Montreal	11-13-74	Montreal
Rick Martin (4)	Washington	12-3-74	Washington
Gil Perreault	Washington	12-5-74	Buffalo
Don Luce	Washington	12-22-74	Washington
Craig Ramsay	Washington	2-21-75	Washington
Rick Martin	Toronto	3-16-75	Toronto
Gil Perreault	Toronto	3-16-75	Toronto
Danny Gare	Toronto	10-12-75	Buffalo
Rick Martin	Washington	10-19-75	Buffalo
Rick Martin	NY Rangers	10-22-75	Buffalo
Rick Martin	Minnesota	12-18-75	Buffalo
Rick Martin (4)	Washington	12-21-75	Buffalo
Fred Stanfield	Washington	12-21-75	Buffalo
Rick Martin	Montreal	1-5-76	Montreal
Gil Perreault	Vancouver	1-8-76	Buffalo
Danny Gare	California	2-1-76	California
Rick Martin	Chicago	3-4-76	Buffalo
Gil Perreault	Minnesota	3-14-76	Minnesota
Jim Lorentz	Minnesota	3-14-76	Minnesota
Rick Martin	Toronto	3-27-76	Toronto
Danny Gare	Toronto	4-4-76	Buffalo
Rick Martin	Vancouver	11-24-76	Buffalo
Rick Martin	NY Rangers	12-16-76	Buffalo
Andre Savard	Cleveland	1-9-77	Buffalo
Rene Robert	Minnesota	2-13-77	Buffalo
Rene Robert	Toronto	2-14-77	Buffalo
Jim Lorentz	Chicago	3-2-77	Buffalo
Rene Robert	St. Louis	4-3-77	Buffalo
Danny Gare	Colorado	10-20-77	Buffalo
Craig Ramsay	Colorado	10-20-77	Buffalo
Gil Perreault	St. Louis	11-6-77	Buffalo
Gil Perreault	Washington	11-19-77	Washington
Gil Perreault	Los Angeles	12-15-77	Los Angeles
Gil Perreault	Cleveland	1-12-78	Cleveland

SABRES' HAT TRICKS

PLAYER	OPPONENT	DATE	PLACE
Danny Gare	Cleveland	2-25-78	Cleveland
Rick Martin	St. Louis	10-28-78	St. Louis
Jerry Korab	Minnesota	11-19-78	Buffalo
Andre Savard	Minnesota	11-19-78	Buffalo
Rick Martin	Boston	3-28-79	Boston
Danny Gare	Boston	4-5-79	Boston
Jacques Richard	Colorado	4-8-79	Buffalo
Danny Gare	Winnipeg	12-31-79	Buffalo
Rick Dudley	Los Angeles	1-16-80	Los Angeles
Danny Gare	Pittsburgh	2-7-80	Buffalo
Rick Martin (4)	St. Louis	3-9-80	Buffalo
Danny Gare	Winnipeg	10-22-80	Buffalo
Rick Dudley	Pittsburgh	12-7-80	Buffalo
Gil Perreault	Quebec	1-21-81	Quebec
Andre Savard	Detroit	2-6-81	Buffalo
Ric Seiling	Washington	2-12-81	Buffalo
Danny Gare	Philadelphia	3-8-81	Buffalo
Jim Schoenfeld	Winnipeg	3-13-81	Winnipeg
Gil Perreault	Toronto	3-19-81	Buffalo
Andre Savard	Toronto	3-19-81	Buffalo
Tony McKegney	Toronto	10-23-81	Buffalo
John Van Boxmeer	NY Islanders	11-7-81	New York
Lindy Ruff	NY Islanders	11-29-81	Buffalo
Tony McKegney	Colorado	12-9-81	Buffalo
Gil Perreault	Detroit	12-12-81	Buffalo
Yvon Lambert	Toronto	1-15-82	Buffalo
Mike Foligno	Colorado	2-21-82	Buffalo
Gil Perreault	Edmonton	2-24-82	Buffalo
Gil Perreault	Washington	10-16-82	Washington
Phil Housley	Winnipeg	1-23-83	Buffalo
Paul Cyr	Boston	3-3-83	Boston
Hannu Virta	Montreal	3-19-83	Montreal
Gilles Hamel	Winnipeg	10-23-83	Buffalo
Mike Foligno	Calgary	11-13-83	Buffalo
Gil Perreault	Calgary	11-13-83	Buffalo
Real Cloutier	Quebec	12-29-83	Buffalo
Real Cloutier	Winnipeg	1-4-84	Buffalo
John Tucker	Toronto	4-1-84	Buffalo
Mike Foligno	Quebec	10-19-84	Buffalo
Sean McKenna	Boston	12-5-84	Buffalo
Gil Perreault	Calgary	2-9-85	Calgary
Gil Perreault	Quebec	11-22-85	Buffalo
Lindy Ruff (4)	Quebec	12-15-85	Buffalo
Mike Foligno	NY Islanders	12-29-85	Buffalo
Dave Andreychuk (5)	Boston	2-6-86	Boston
Wilf Paiement	St. Louis	2-26-87	Buffalo
Dave Andreychuk	Quebec	12-3-87	Buffalo
Dave Andreychuk	Montreal	1-6-88	Montreal
Phil Housley	New Jersey	1-22-88	Buffalo
Dave Andreychuk	N.Y. Islanders	2-6-88	N.Y. Islanders
Ray Sheppard	Quebec	2-21-88	Buffalo
Ray Sheppard	Vancouver	3-13-88	Vancouver
Dave Andreychuk	Pittsburgh	10-12-88	Buffalo

SABRES' HAT TRICKS

PLAYER	OPPONENT	DATE	PLACE
Adam Creighton	N.Y. Rangers	11-2-88	Buffalo
Mike Foligno	Hartford	1-31-89	Hartford
Pierre Turgeon	New Jersey	12-1-89	Buffalo
Dave Andreychuk	Detroit	3-27-90	Detroit
Pierre Turgeon	Hartford	10-28-90	Buffalo
Dale Hawerchuk	Winnipeg	3-13-91	Winnipeg
Alexander Mogilny	Washington	3-31-91	Buffalo
Pat LaFontaine	San Jose	11-12-91	San Jose
Dave Andreychuk	Boston	11-23-91	Boston
Tony Tanti	Edmonton	12-20-91	Buffalo
Alexander Mogilny	N.Y. Islanders	1-3-92	Buffalo
Pat LaFontaine	Edmonton	1-10-92	Buffalo
Pat LaFontaine	Montreal	1-25-92	Montreal
Dale Hawerchuk	San Jose	2-14-92	Buffalo
Pat LaFontaine	New Jersey	3-6-92	Buffalo
Dave Andreychuk (4)	Los Angeles	3-19-92	Los Angeles
Alexander Mogilny	Quebec	10-8-92	Buffalo
Dave Andreychuk (4)	Hartford	11-13-92	Buffalo
Alexander Mogilny	Boston	12-9-92	Buffalo
Alexander Mogilny	Washington	12-23-92	Buffalo
Yuri Khmylev	N.Y. Rangers	12-31-92	Buffalo
Alexander Mogilny	N.Y. Rangers	12-31-92	Buffalo
Alexander Mogilny	Ottawa	1-2-93	Ottawa
Pat LaFontaine	Calgary	1-10-93	Buffalo
Alexander Mogilny (4)	Winnipeg	2-10-93	Winnipeg
Alexander Mogilny (4)	Detroit	2-24-93	Buffalo
Alexander Mogilny	Winnipeg	11-19-93	Buffalo
Derek Plante	Tampa Bay	12-1-93	Tampa Bay

Players listed scored three goals unless otherwise noted.

HAT TRICKS AGAINST THE SABRES

PLAYER	TEAM	DATE	PLACE
Dave Balon	N.Y. Rangers	12-22-70	Buffalo
Rosaire Paiement (4)	Vancouver	2-9-71	Vancouver
Garry Unger	St. Louis	3-13-71	St. Louis
Bill Goldsworthy	Minnesota	10-23-71	Minnesota
Darryl Sittler	Toronto	2-19-72	Toronto
Jim Johnston	California	3-8-72	California
Bob Schmautz (4)	Vancouver	11-19-72	Vancouver
Pete Stankowski	N.Y. Rangers	1-11-73	Buffalo
Phil Esposito (4)	Boston	1-14-73	Boston
Bill Flett	Philadelphia	1-21-73	Buffalo
Bill McCreary	Atlanta	1-28-73	Buffalo
Ray Comeau	Atlanta	1-28-73	Buffalo
Yvon Cournoyer	Montreal	12-22-73	Montreal
Billy Harris	N.Y. Islanders	3-3-74	Buffalo
Bob Nevin	Los Angeles	10-13-74	Buffalo
Don Kozak	Los Angeles	10-24-74	Los Angeles
Guy Lapointe	Montreal	11-13-74	Montreal
Larry Romarchych	Atlanta	12-14-75	Buffalo

HAT TRICKS AGAINST THE SABRES

PLAYER	TEAM	DATE	PLACE
Butch Goring	Los Angeles	1- 1-76	Buffalo
Rick Kehoe	Pittsburgh	3-10-76	Pittsburgh
Bernie Federko	St. Louis	2- 5-77	St. Louis
Marcel Dionne	Los Angeles	2-27-77	Buffalo
Guy Lafleur	Montreal	12- 2-78	Montreal
Wayne Cashman	Boston	12-31-78	Buffalo
Lanny McDonald	Toronto	4- 1-79	Buffalo
Blaine Stoughton	Hartford	11-21-79	Hartford
Mark Napier (4)	Montreal	12- 3-80	Buffalo
Dan Labraaten	Calgary	2-14-81	Calgary
Dwight Foster	Boston	3- 1-81	Boston
Stan Smyl	Vancouver	3-27-82	Vancouver
Wayne Gretzky	Edmonton	2-24-82	Buffalo
Peter Stastny	Quebec	10- 6-82	Buffalo
Peter Stastny	Quebec	10- 9-82	Quebec
John Paul Kelly	Los Angeles	2-10-83	Los Angeles
Tim Young	Minnesota	3- 8-83	Minnesota
Darcy Rota	Vancouver	3-12-83	Vancouver
Anton Stastny	Quebec	10- 8-83	Quebec
Wayne Babych	St. Louis	12- 6-83	St. Louis
Paul Lawless	Hartford	12-13-85	Buffalo
Steve Kasper	Boston	12-31-85	Buffalo
Steve Larmer	Chicago	3-12-86	Chicago
Wendel Clark (4)	Toronto	10-11-86	Toronto
Mario Lemieux	Pittsburgh	10-17-86	Buffalo
Michel Goulet	Quebec	11-21-86	Buffalo
Brent Ashton	Quebec	12-13-86	Quebec
Peter Zedel	Philadelphia	1-28-87	Buffalo
Tony McKegney	N.Y. Rangers	2-24-87	Buffalo
Ron Francis	Hartford	11-19-87	Hartford
Bernie Nicholls	Los Angeles	11-22-87	Buffalo
Bob Carpenter	Los Angeles	11-22-87	Buffalo
Joe Nieuwendyk (4)	Calgary	12-13-87	Buffalo
Cam Neely	Boston	1-16-88	Boston
Peter Stastny	Quebec	2-21-88	Buffalo
Tony Tanti	Vancouver	3-13-88	Vancouver
Stephane Richer	Montreal	4- 2-88	Montreal
Joe Mullen	Calgary	11- 5-88	Calgary
Trevor Linden	Vancouver	11-22-88	Vancouver
Wayne Gretzky	Los Angeles	2- 5-89	Los Angeles
Mario Lemieux	Pittsburgh	2-14-89	Pittsburgh
Pat LaFontaine	N.Y. Islanders	12-31-89	Buffalo
Vincent Damphousse	Toronto	3-16-90	Buffalo
Bryan Fogarty	Quebec	12- 1-90	Quebec
Owen Nolan	Quebec	10-12-91	Quebec
Murray Craven	Hartford	12- 7-91	Hartford
Steve Yzerman	Detroit	1-29-92	Detroit
Kevin Miller	Detroit	2-12-92	Buffalo
Joe Juneau	Boston	1-12-93	Boston
Sergei Nemchinov	N.Y. Rangers	1-29-93	Buffalo
Kelly Buchberger	Edmonton	1-31-93	Buffalo
Brian Bellows (4)	Montreal	2-27-93	Montreal
Kevin Dineen	Philadelphia	4-15-93	Buffalo
Shawn Burr	Detroit	10-18-93	Buffalo

Players listed scored three goals unless otherwise noted.

SABRES' SHUTOUTS

GOALTENDER	OPPONENT	SCORE	DATE	PLACE	SAVES
Roger Crozier	Minnesota	1-0	12- 6-70	Buffalo	24
Joe Daley	California	3-0	2-12-71	Buffalo	26
Dave Dryden	Minnesota	5-0	3-14-71	Minnesota	35
Roger Crozier	Los Angeles	2-0	12- 2-71	Buffalo	31
Roger Crozier	Vancouver	1-0	1-20-72	Buffalo	29
Roger Crozier	California	0-0	11- 9-72	Buffalo	23
Roger Crozier	Pittsburgh	1-0	11-12-72	Buffalo	18
Dave Dryden	Toronto	4-0	12-17-72	Buffalo	21
Dave Dryden	Philadelphia	2-0	1- 7-73	Buffalo	35
Dave Dryden	California	4-0	2- 8-73	Buffalo	24
Dave Dryden	St. Louis	1-0	1-13-74	Buffalo	18
Gary Bromley	St. Louis	2-0	10-26-74	St. Louis	21
Roger Crozier	Atlanta	4-0	11-17-74	Buffalo	25
Gary Bromley	Minnesota	5-0	12- 8-74	Buffalo	14
Gary Bromley	Washington	4-0	12-22-74	Washington	26
Roger Crozier	California	4-0	1-15-75	California	26
Gary Bromley	Kansas City	5-0	1-19-75	Buffalo	20
Roger Crozier	Los Angeles	5-0	2-27-75	Buffalo	21
Roger Crozier	Detroit	4-0	10- 9-75	Buffalo	18
Gerry Desjardins	Boston	4-0	11- 5-75	Buffalo	16
Gerry Desjardins	Pittsburgh	6-0	1-11-76	Buffalo	28
Gerry Desjardins	Vancouver	4-0	10-20-76	Buffalo	29
Gerry Desjardins	St. Louis	5-0	11-10-76	Buffalo	38
Gerry Desjardins	Colorado	3-0	1-16-77	Buffalo	21
Don Edwards	Chicago	3-0	2-16-77	Buffalo	23
Don Edwards	Philadelphia	2-0	2-24-77	Buffalo	25
Don Edwards	Montreal	4-0	10-30-77	Montreal	34
Don Edwards	Vancouver	3-0	12-11-77	Buffalo	19
Don Edwards	N.Y. Rangers	2-0	2- 9-78	Buffalo	25
Don Edwards	Los Angeles	5-0	2-16-78	Buffalo	29
Don Edwards	Philadelphia	4-0	2-23-78	Buffalo	20
Don Edwards	Toronto	1-0	10-19-78	Buffalo	19
Don Edwards	Washington	2-0	11-11-78	Washington	25
Bob Sauve	Quebec	3-0	10-27-79	Quebec	19
Bob Sauve	Chicago	0-0	10-31-79	Chicago	20
Bob Sauve	Washington	2-0	12- 2-79	Buffalo	20
Don Edwards	Detroit	4-0	12-10-79	Buffalo	14
Bob Sauve	Vancouver	3-0	2- 3-80	Buffalo	22
Don Edwards	Pittsburgh	9-0	2- 7-80	Buffalo	25
Bob Sauve	Edmonton	2-0	10-15-80	Buffalo	15
Don Edwards	N.Y. Rangers	4-0	1-18-81	Buffalo	30
Don Edwards	Winnipeg	4-0	2- 1-81	Buffalo	23
Don Edwards	Philadelphia	4-0	2- 5-81	Philadelphia	31
Bob Sauve	Calgary	4-0	3- 4-81	Buffalo	24
Bob Sauve	Quebec	0-0	2- 5-83	Quebec	22
Tom Barrasso	Los Angeles	4-0	1-18-84	Los Angeles	30
Tom Barrasso	New Jersey	6-0	3-24-84	New Jersey	24
Tom Barrasso	Toronto	6-0	12-26-84	Buffalo	22
Tom Barrasso	Winnipeg	4-0	12-28-84	Buffalo	14
Tom Barrasso	Boston	3-0	1-10-85	Boston	20
Tom Barrasso	Hartford	2-0	1-19-85	Hartford	14
Tom Barrasso	Washington	4-0	3- 2-85	Washington	23
Tom Barrasso	Montreal	6-0	10-16-85	Montreal	25
Daren Puppa	Edmonton	2-0	11- 1-85	Edmonton	37

SABRES' SHUTOUTS

GOALTENDER	OPPONENT	SCORE	DATE	PLACE	SAVES
Tom Barrasso	Hartford	2-0	11-19-85	Hartford	23
Jacques Cloutier	Philadelphia	1-0	3-27-86	Philadelphia	30
Tom Barrasso	Montreal	0-0	10-15-86	Buffalo	28
Tom Barrasso	Hartford	6-0	4-5-87	Buffalo	14
Tom Barrasso	St. Louis	3-0	2-16-88	St. Louis	25
Tom Barrasso	Boston	3-0	3-6-88	Buffalo	32
Daren Pappa	N.Y. Islanders	3-0	11-12-88	New York	34
Clint Malarchuk	N.Y. Rangers	2-0	3-8-89	New York	32
Daren Pappa	Hartford	5-0	3-10-90	Hartford	31
Clint Malarchuk	Hartford	5-0	10-28-90	Buffalo	29
Daren Pappa	Chicago	5-0	12-28-90	Buffalo	33
Tom Draper	Winnipeg	2-0	2-10-91	Winnipeg	24
Grant Fuhr	Chicago	2-0	11-22-91	Buffalo	29
Grant Fuhr	Winnipeg	6-0	11-19-93	Buffalo	22
Dominik Hasek	Toronto	3-0	11-29-93	Toronto	24
Dominik Hasek	Tampa Bay	3-0	12-1-93	Tampa Bay	33
Dominik Hasek	Hartford	3-0	12-11-93	Hartford	25
Dominik Hasek	Los Angeles	2-0	12-17-93	Buffalo	27
Dominik Hasek	Montreal	5-0	12-23-93	Buffalo	25
Dominik Hasek	Anaheim	3-0	3-9-94	Anaheim	24
Grant Fuhr	Boston	5-0	4-1-94	Buffalo	31
Dominik Hasek	Montreal	1-0	4-8-94	Buffalo	31

SHUTOUTS AGAINST THE SABRES

GOALTENDER	OPPONENT	SCORE	DATE	PLACE	SAVES
Ed Giacomin	N.Y. Rangers	3-0	10-14-70	New York	15
Phil Myre	Montreal	3-0	10-15-70	Buffalo	14
Tony Esposito	Chicago	4-0	10-25-70	Buffalo	27
Cesar Maniago	Minnesota	3-0	11-21-70	Minnesota	22
Bruce Gamble	Toronto	4-0	12-13-70	Buffalo	17
Ed Giacomin	N.Y. Rangers	4-0	12-16-70	New York	20
Glenn Hall	St. Louis	9-0	3-13-71	St. Louis	27
Doug Favell	Philadelphia	5-0	12-16-71	Philadelphia	35
Jim Rutherford	Pittsburgh	2-0	2-17-72	Buffalo	23
Ken Dryden	Montreal	4-0	2-20-71	Buffalo	32
Gary Edwards	California	0-0	11-9-72	Buffalo	28
Rogie Vachon	Los Angeles	2-0	12-23-72	Los Angeles	20
Ed Johnston	Boston	6-0	1-14-73	Boston	20
Jacques Caron	St. Louis	2-0	3-13-73	St. Louis	23
Gilles Meloche	California	2-0	11-18-73	Buffalo	27
Dan Bouchard	Atlanta	3-0	1-9-74	Atlanta	32
Gillies Gilbert	Boston	4-0	3-12-74	Boston	27
Bernie Parent	Philadelphia	6-0	2-1-75	Philadelphia	26
Gary Smith	Vancouver	4-0	11-25-75	Vancouver	35
Glenn Resch	N.Y. Islanders	3-0	12-7-75	Buffalo	22
Ed Giacomin	Detroit	4-0	10-9-76	Detroit	20
Glenn Resch	N.Y. Islanders	3-0	12-4-76	New York	33
Gary Edwards	Cleveland	3-0	1-23-77	Buffalo	27
Mike Veisor	Chicago	2-0	10-16-77	Buffalo	34
Ron Grahame	Boston	2-0	11-23-77	Buffalo	21
Ron Low	Detroit	7-0	3-28-78	Detroit	25
Mike Palmateer	Toronto	2-0	10-18-78	Toronto	21

SHUTOUTS AGAINST THE SABRES

GOALTENDER	OPPONENT	SCORE	DATE	PLACE	SAVES
Mario Lessard	Los Angeles	6-0	10-26-78	Los Angeles	18
Glenn Resch	N.Y. Islanders	2-0	3-31-79	New York	32
Jim Rutherford	Detroit	4-0	10-25-79	Detroit	26
Tony Esposito	Chicago	0-0	10-31-79	Chicago	21
Rick Wamsley	Montreal	9-0	10-10-81	Montreal	22
Murray Bannerman	Chicago	4-0	10-20-82	Chicago	37
Pete Peeters	Boston	4-0	1-20-83	Boston	20
Dan Bouchard	Quebec	0-0	2-5-83	Quebec	22
Brian Hayward	Winnipeg	6-0	3-9-83	Winnipeg	24
Billy Smith	N.Y. Islanders	4-0	11-5-83	New York	25
Andy Moog	Edmonton	7-0	11-18-83	Edmonton	29
Pat Riggan	Boston	4-0	1-4-86	Boston	24
Bob Froese	Philadelphia	4-0	2-12-86	Buffalo	28
Patrick Roy	Montreal	0-0	10-15-86	Buffalo	23
Mike Liut	Hartford	3-0	11-26-86	Hartford	27
Clint Malarchuk	Quebec	7-0	12-13-86	Quebec	28
Don Beaupre	Minnesota	5-0	1-20-87	Minnesota	27
Grant Fuhr	Edmonton	5-0	11-7-87	Edmonton	26
Rejean Lemelin	Boston	9-0	12-22-87	Boston	33
Rejean Lemelin	Boston	2-0	12-31-87	Buffalo	17
Greg Stefan	Detroit	4-0	3-1-88	Detroit	19
Rick Wamsley	Calgary	9-0	11-5-88	Calgary	21
Peter Sidorkiewicz	Hartford	9-0	12-6-88	Hartford	31
Jon Casey	Minnesota	3-0	3-18-89	Minnesota	27
Grant Fuhr	Edmonton	3-0	11-17-89	Edmonton	30
Mark Fitzpatrick	N.Y. Islanders	3-0	12-5-89	New York	32
Patrick Roy	Montreal	1-0	2-3-90	Montreal	30
Glenn Healy	N.Y. Islanders	1-0	2-4-90	Buffalo	39
John Vanbiesbrouck	N.Y. Rangers	5-0	11-26-90	New York	27
Jeff Reese	Toronto	3-0	2-17-91	Buffalo	28
Patrick Roy	Montreal	5-0	11-2-91	Montreal	15
Craig Billington	New Jersey	3-0	12-28-91	New Jersey	26
Darcy Wakaiuk	Minnesota	2-0	2-7-92	Buffalo	39
Patrick Roy	Montreal	3-0	11-30-92	Montreal	23
Andy Moog	Boston	2-0	3-24-93	Buffalo	21
Andy Moog	Boston	3-0	4-4-93	Buffalo	31
Chris Terreri	New Jersey	4-0	11-17-93	New Jersey	30
Mike Richter	N.Y. Rangers	2-0	12-13-93	New York	28
Tommy Soderstrom	Philadelphia	2-0	12-27-93	Buffalo	30
Daren Pappa	Tampa Bay	4-0	1-24-94	Tampa Bay	23

ALL-TIME OPPOSING GOALIE WINS

Mike Liut - 22-20-2
 Patrick Roy - 21-14-4
 Dan Bouchard - 18-19-10
 Bernie Parent - 17-4-3
 Tony Esposito - 16-16-8
 Pete Peeters - 16-14-2
 Andy Moog - 16-17-4
 Billy Smith - 15-22-5
 Ken Dryden - 13-8-3
 Ron Hextall - 12-5-2
 Grant Fuhr - 12-6-2
 Rogie Vachon - 12-17-5

Other Active Leaders
 Brian Hayward - 11-14-2
 Don Beaupre - 9-10-8
 Peter Sidorkiewicz - 9-13-3
 Rick Wamsley - 9-14-2
 Jon Casay - 8-3-4
 Ken Wreggel - 8-9-0
 Vincent Riendeau - 7-1-1
 Tom Barrasso - 7-4-0
 Mario Gosselin - 7-6-2
 Reggie Lemelin - 6-12-4

Kelly Hrudey - 6-6-2
 Mike Vernon - 6-7-2

Most Losses
 Billy Smith & Jim Rutherford (22)

YEARLY WON-LOST RECORDS OF SABRE GOALIES

Year	Goalie	W	L	T	Year	Goalie	W	L	T
1970-71	Roger Crozier	9	20	7	1982-83	Jacques Cloutier	10	7	6
	Joe Daley	12	16	8		Phil Myre	3	2	0
	Dave Dryden	3	3	0		Bob Sauve	25	20	7
1971-72	Roger Crozier	13	34	14	1983-84	Tom Barrasso	26	12	3
	Dave Dryden	3	9	5		Bob Sauve	22	13	4
1972-73	Roger Crozier	23	13	7	1984-85	Tom Barrasso	25	18	10
	Dave Dryden	14	13	7		Jacques Cloutier	0	0	1
	Rocky Farr	0	1	0		Bob Sauve	13	10	3
1973-74	Gary Bromley	3	5	3	1985-86	Tom Barrasso	29	24	5
	Roger Crozier	4	5	0		Jacques Cloutier	5	9	1
	Dave Dryden	23	20	8		Daren Puppa	0	2	1
	Rocky Farr	2	4	1	1986-87	Tom Barrasso	17	23	2
1974-75	Gary Bromley	26	11	11		Jacques Cloutier	11	19	5
	Roger Crozier	17	2	1		Daren Puppa	0	2	1
	Gerry Desjardins	6	2	1	1987-88	Tom Barrasso	25	18	8
	Rocky Farr	0	1	2		Jacques Cloutier	4	8	2
1975-76	Gary Bromley	0	1	0		Daren Puppa	8	6	1
	Roger Crozier	8	2	5	1988-89	Tom Barrasso	2	7	0
	Gerry Desjardins	29	15	11		Jacques Cloutier	15	14	0
	Al Smith	9	3	2		Clint Malarchuk	3	1	1
1976-77	Gerry Desjardins	31	12	6		Daren Puppa	17	10	6
	Don Edwards	16	7	2		Darcy Wakaluk	1	3	0
	Bob Sauve	1	2	0	1989-90	Clint Malarchuk	14	11	2
	Al Smith	0	3	0		Daren Puppa	31	16	6
1977-78	Gerry Desjardins	0	1	0	1990-91	David Littman	0	0	0
	Don Edwards	38	16	17		Clint Malarchuk	12	14	10
	Bob Sauve	6	2	0		Daren Puppa	15	11	6
1978-79	Don Edwards	26	18	9		Darcy Wakaluk	4	5	3
	Randy Ireland	0	0	0	1991-92	Tom Draper	10	9	5
	Bob Sauve	10	10	7		David Littman	0	1	0
1979-80	Don Edwards	27	9	12		Clint Malarchuk	10	13	3
	Bob Sauve	20	8	4		Daren Puppa	11	14	4
1980-81	Don Edwards	23	10	12	1992-93	Tom Draper	5	6	0
	Bob Sauve	16	10	9		Grant Fuhr	11	15	2
1981-82	Jacques Cloutier	5	1	0		Dominik Hasek	11	10	4
	Don Edwards	26	23	9		Daren Puppa	11	5	4
	Paul Harrison	2	1	1	1993-94	Grant Fuhr	13	12	3
	Bob Sauve	6	1	5		Dominik Hasek	30	20	6

1-0 GAMES INVOLVING THE SABRES

Date	Opponent	Place	Goal-Scorer	Goalie
12/ 6/70	Minnesola	Buffalo	Anderson	Crozier
1/20/72	Vancouver	Buffalo	Luce	Crozier
1/13/74	St. Louis	Buffalo	Perreault	Dryden
10/19/78	Toronto	Buffalo	Ramsay	Edwards
3/27/86	Philadelphia	Philadelphia	Perreault	Cloutier
2/ 3/90	Montreal	Montreal	Richer	Roy
2/ 4/90	N.Y. Islanders	Buffalo	King	Healy
4/ 8/94	Montreal	Buffalo	Audette	Hasek

SEASON OPENERS

OPENER

2-1 at Pit. 10-10-70
 2-1 vs. Pit. 10-10-71
 5-3 vs. Atl. 10-8-72
 4-7 at Tor. 10-10-73
 9-5 vs. Bos. 10-10-74
 4-0 vs. Det. 10-9-75
 0-4 at Det. 10-9-76
 3-2 vs. NYI. 10-13-77
 2-2 vs. NYI. 10-12-78
 6-3 vs. Wsh. 10-11-79

HOME

0-3 vs. Mtl. 10-15-70
 2-1 vs. Pit. 10-10-71
 5-3 vs. Atl. 10-8-72
 3-1 vs. Van. 10-14-73
 9-5 vs. Bos. 10-10-74
 4-0 vs. Det. 10-9-75
 3-1 vs. Mtl. 10-10-76
 3-2 vs. NYI. 10-13-76
 2-2 vs. NYI. 10-12-78
 6-3 vs. Wsh. 10-11-79

ROAD

2-1 at Pit. 10-10-70
 1-4 at SIL. 10-12-71
 1-1 at Atl. 10-14-72
 4-7 at Tor. 10-10-73
 1-6 at Phil. 10-12-74
 5-3 at SIL. 10-18-75
 0-4 at Det. 10-9-76
 5-2 at Tor. 10-15-77
 5-2 at Min. 10-14-78
 5-2 at NYI. 10-13-79

3-4 at Chi. 10-9-80
 5-3 vs. Wsh. 10-7-81
 4-6 vs. Que. 10-6-82
 5-3 vs. Hfd. 10-5-83
 4-3 vs. Mtl. 10-11-84
 4-5 vs. Hfd. 10-10-85
 2-3 at Wpg. 10-9-86
 2-2 vs. Min. 10-8-87
 3-2 vs. Mtl. 10-6-88
 4-3 vs. Que. 10-5-89

3-3 vs. Hfd. 10-12-80
 5-3 vs. Wsh. 10-7-81
 4-6 vs. Que. 10-6-82
 5-3 vs. Hfd. 10-5-83
 4-3 vs. Mtl. 10-11-84
 4-5 vs. Hfd. 10-10-85
 2-4 vs. Cgy. 10-12-86
 2-2 vs. Min. 10-8-87
 3-2 vs. Mtl. 10-6-88
 4-3 vs. Que. 10-5-89

3-4 at Chi. 10-9-80
 0-9 at Mtl. 10-10-81
 4-6 at Que. 10-9-82
 2-9 at Que. 10-8-83
 3-4 at Tor. 10-13-84
 6-2 at Min. 10-12-85
 2-3 at Wpg. 10-9-86
 3-6 at Mtl. 10-10-87
 2-6 at Wsh. 10-8-88
 1-5 at Mtl. 10-7-89

3-3 vs. Mtl. 10-4-90
 4-5 vs. Pit. 10-4-91
 4-5 vs. Que. 10-8-92
 5-3 at Bos. 10-7-93

3-3 vs. Mtl. 10-4-90
 4-5 vs. Pit. 10-4-91
 4-5 vs. Que. 10-8-92
 2-3 vs. Hfd. 10-10-93

5-6 at Mtl. 10-6-90
 1-3 at Wsh. 10-5-91
 5-2 at Hfd. 10-10-92
 5-3 at Bos. 10-7-93

The Sabres are 13-8-3 in opening games (11-4-3 at home and 2-4-0 on the road). The club is 13-7-4 in home openers and 8-15-1 in road openers.

SABRE FACT

Here are the Sabres' all-time scoring leaders in a regular season series against one team in one year:

- NINE GAMES - 15 points by Dale Hawerchuk vs. Hartford in 1992-93.
- EIGHT GAMES - 16 points by Dale Hawerchuk vs. Hartford in 1990-91.
- SEVEN GAMES - 14 points by Pat LaFontaine vs. Ottawa in 1992-93.
- SIX GAMES - 13 points by Gil Perreault (twice).
- FIVE GAMES - 12 points by Rene Robert vs. Montreal in 1974-75 and by Gil Perreault vs. Washington the same year.
- FOUR GAMES - 11 points by Gil Perreault vs. Edmonton in 1979-80, and by Dale Hawerchuk and Alexander Mogilny, both vs. N.Y. Rangers in 1992-93.
- THREE GAMES - 11 points by Gil Perreault vs. Winnipeg in 1983-84.
- TWO GAMES - 8 points by Pat LaFontaine vs. San Jose and Winnipeg in 1992-93.

SABRES' FIRSTS

First Players on the Ice: Roger Crozier, Paul Terbenche, Tracy Pratt, Ron Anderson, Hap Myers and Bill Inglis.

First Goal: Jim Watson, Oct. 10, 1970, at Pittsburgh at 5:01 of second period.

First Assist: Gerry Meehan, Oct. 10, 1970, at Pittsburgh on Jim Watson's goal.

First Penalty: Gerry Meehan, Oct. 10, 1970, at Pittsburgh for holding at 7:54 of first period.

First Goal by Opponent: Wally Boyer of Pittsburgh, Oct. 10, 1970, at 8:09 of second period.

First Assist by Opponent: Duane Rupp of Pittsburgh, Oct. 10, 1970, on Boyer's goal.

First Penalty by Opponent: Duane Rupp of Pittsburgh, Oct. 10, 1970, for hooking at 1:41 of first period.

First Power Play Goal: Gil Perreault, Oct. 10, 1970, at Pittsburgh at 11:26 of third period.

First Power Play Goal by Opponent: Dave Balon on N.Y. Rangers, Oct. 14, 1970 in New York at 15:52 of third period.

First Short-handed Goal: Ron Anderson, October 23, 1970 vs. Detroit at 13:40 of the third period.

First Major Penalty: Brian McDonald, Oct. 10, 1970, at Pittsburgh for fighting at 8:01 of third period.

First Major Penalty by Opponent: Bryan Hextall of Pittsburgh, Oct. 10, 1970 for fighting at 8:01 of third period.

First Win: Oct. 10, 1970 (2-1 at Pittsburgh)

First Tie: Oct. 18, 1970 (1-1 vs. Pittsburgh)

First Loss: Oct. 14, 1970 (3-0 in New York vs. Rangers)

First Shutout: Dec. 6, 1970 by Roger Crozier vs. Minnesota (1-0)

First Shutout by Opponent: Oct. 14, 1970 by Ed Giacomin at N.Y. Rangers (3-0)

First Goal at Home: Oct. 18, 1970 by Gerry Meehan vs. Pittsburgh at 5:48 of the second period.

First Hat Trick: Jan. 29, 1971 by Gil Perreault vs. California

First Hat Trick by Opponent: Dec. 22, 1970 by Dave Balon of N.Y. Rangers

First Two Goal Game: Oct. 27, 1970 by Randy Wroozub vs. Vancouver

First Multiple Point Game: Oct. 10, 1970 by Gerry Meehan vs. Pittsburgh (goal and assist)

SABRES ON NEW YEAR'S EVE

Dec. 31.	OPPONENT	PLACE	SCORE
1971	Pittsburgh	Pittsburgh	T 3-3
1972	Chicago	Chicago	L 4-2
1973	Detroit	Detroit	W 6-5
1977	NY Rangers	New York	T 2-2
1978	Boston	Buffalo	L 7-3
1979	Winnipeg	Buffalo	W 6-2
1980	Los Angeles	Buffalo	L 5-2
1981	Minnesota	Buffalo	W 4-2
1982	NY Islanders	Buffalo	W 5-1
1983	NY Rangers	Buffalo	L 3-2
1984	New Jersey	Buffalo	W 6-4
1985	Boston	Buffalo	T 6-6
1986	Chicago	Buffalo	W 5-2
1987	Boston	Buffalo	L 2-0
1988	Philadelphia	Buffalo	L 3-2
1989	NY Islanders	Buffalo	L 4-2
1990	Philadelphia	Buffalo	W 5-2
1991	St. Louis	Buffalo	W 4-3
1992	NY Rangers	Buffalo	W 11-6
1993	NY Rangers	Buffalo	W 4-1

The Sabres are 10-7-3 in New Year's Eve games (9-6-1 at home and 1-1-2 on the road).

SABRES' RECORD BY YEAR

YEAR	GP	W	L	T	GF	GA	PTS
1970-71	78	24	39	15	217	291	63
1971-72	78	16	43	19	203	289	51
1972-73	78	37	27	14	257	219	88
1973-74	78	32	34	12	242	250	76
1974-75	80	49	16	15	354	240	113
1975-76	80	46	21	13	339	240	105
1976-77	80	48	24	8	301	220	104
1977-78	80	44	19	17	288	215	105
1978-79	80	36	28	16	280	263	88
1979-80	80	47	17	16	318	201	110
1980-81	80	39	20	21	327	250	99
1981-82	80	39	26	15	307	273	93
1982-83	80	38	29	13	318	285	89
1983-84	80	48	25	7	315	257	103
1984-85	80	38	28	14	290	237	90
1985-86	80	37	37	6	296	291	80
1986-87	80	28	44	8	280	308	64
1987-88	80	37	32	11	283	305	85
1988-89	80	38	35	7	291	299	83
1989-90	80	45	27	8	286	248	98
1990-91	80	31	30	19	292	278	81
1991-92	80	31	37	12	289	299	74
1992-93	84	38	36	10	335	297	86
1993-94	84	43	32	9	282	218	95
TOTALS	1920	909	706	305	6990	6273	2123

ALL-TIME HOME AND AWAY RECORDS

YEAR	HOME							AWAY						
	GP	W	L	T	GF	GA	PTS	GP	W	L	T	GF	GA	PTS
1970-71	39	16	13	10	119	123	42	39	8	26	5	98	168	21
1971-72	39	11	19	9	110	127	31	39	5	24	10	93	162	20
1972-73	39	30	6	3	162	80	63	39	7	21	11	95	139	25
1973-74	39	23	10	6	142	99	52	39	9	24	6	100	151	24
1974-75	40	28	6	6	199	113	62	40	21	10	9	155	127	51
1975-76	40	28	7	5	197	106	61	40	18	14	8	142	134	44
1976-77	40	27	8	5	165	101	59	40	21	16	3	136	119	45
1977-78	40	25	7	8	142	86	58	40	19	12	9	146	129	47
1978-79	40	19	13	8	150	130	46	40	17	15	8	130	133	42
1979-80	40	27	5	8	180	95	62	40	20	12	8	138	106	48
1980-81	40	21	7	12	177	111	54	40	18	13	9	150	139	45
1981-82	40	23	8	9	179	128	55	40	16	18	6	128	145	38
1982-83	40	25	7	8	189	124	58	40	13	22	5	129	161	31
1983-84	40	25	9	6	166	119	56	40	23	16	1	147	138	47
1984-85	40	23	10	7	164	116	53	40	15	18	7	126	121	37
1985-86	40	23	16	1	169	147	47	40	14	21	5	127	144	33
1986-87	40	18	18	4	153	144	40	40	10	26	4	127	164	24
1987-88	40	19	14	7	144	138	45	40	18	18	4	139	167	40
1988-89	40	25	12	3	167	141	53	40	13	23	4	124	158	30
1989-90	40	27	11	2	160	121	56	40	18	16	6	126	127	42
1990-91	40	15	13	12	157	129	42	40	16	17	7	135	149	39
1991-92	40	22	13	5	158	133	49	40	9	24	7	131	166	25
1992-93	42	25	15	2	190	145	52	42	13	21	8	145	152	34
1993-94	42	22	17	3	140	107	47	42	21	15	6	142	111	48
TOTALS	960	547	264	149	3881	2863	1243	960	362	442	156	3109	3410	880

ALL-TIME POWER PLAY AND PENALTY-KILLING STATISTICS

Year	PPA	PPG	Pct.	SHS	PPGA	Pct.	SHGF	SHGA
1970-71	298	56	18.8	302	56	81.5	5	12
1971-72	308	57	18.5	281	56	80.1	1	7
1972-73	270	52	19.2	241	35	85.5	5	5
1973-74	256	48	18.5	237	42	82.3	5	12
1974-75	303	83	27.4	326	56	82.8	17	5
1975-76	287	73	25.4	304	51	83.2	6	8
1976-77	262	60	22.9	274	38	86.1	6	7
1977-78	234	52	22.2	218	31	85.8	7	3
1978-79	267	55	20.6	258	55	78.7	9	4
1979-80	275	67	24.4	252	43	82.9	2	4

1980-81	310	73	23.5	268	44	83.6	9	10
1981-82	301	63	20.9	281	57	79.9	4	9
1982-83	311	67	21.5	274	48	82.5	12	10
1983-84	329	71	21.6	277	50	81.9	11	14
1984-85	322	76	23.6	295	52	82.4	9	5
1985-86	351	72	20.5	342	66	80.7	12	14
1986-87	364	68	18.7	355	86	75.8	8	9
1987-88	464	80	17.2	439	95	78.1	5	13
1988-89	380	78	20.5	410	86	79.0	7	12
1989-90	358	79	22.1	351	58	83.5	7	7

1990-91	400	73	18.3	367	62	83.1	15	8
1991-92	466	105	22.5	424	91	78.5	8	11
1992-93	467	95	20.3	437	72	83.5	13	17
1993-94	424	96	22.6	380	58	84.7	21	8

PPA - Power Play Attempts
PPG - Power Play Goals
SHS - Short-handed Situations
PPGA - Power Play Goals Against
SHGF - Short-handed Goals For
SHGA - Short-handed Goals Against

ALL-TIME ANNOUNCED ATTENDANCE

Year	Regular Season			Playoffs		
	GP	Attendance	Average	GP	Attendance	Average
1970-71	39	379,121	9,721	0	0	0
1971-72	39	597,622	15,324	0	0	0
1972-73	39	609,570	15,632	3	47,004	15,668
1973-74	39	611,052	15,668	0	0	0
1974-75	40	628,720	15,668	9	142,767	15,863
1975-76	40	657,320	16,433	5	82,165	16,433
1976-77	40	657,320	16,433	3	49,299	16,433
1977-78	40	657,320	16,433	4	65,732	16,433
1978-79	40	657,320	16,433	2	32,866	16,433
1979-80	40	657,320	16,433	7	115,031	16,433
1980-81	40	656,397	16,408	5	70,386	14,077
1981-82	40	619,400	15,585	2	30,043	15,022
1982-83	40	515,766	12,894	4	65,732	16,433
1983-84	40	566,562	14,164	2	32,866	16,433
1984-85	40	613,441	15,336	2	30,828	15,414
1985-86	40	587,635	14,691	0	0	0
1986-87	40	527,241	13,181	0	0	0
1987-88	40	571,088	14,277	3	49,299	16,433
1988-89	40	572,648	14,316	2	32,866	16,433
1989-90	40	634,692	15,867	3	49,076	16,359
1990-91	40	626,171	15,654	3	45,010	15,003
1991-92	40	615,668	15,392	3	44,069	14,690
1992-93	41	614,227	14,981	4	65,300	16,325
1993-94	41	602,779	14,702	3	46,889	15,630

Longest sellout streak including playoffs: 359 (October 15, 1972 to November 12, 1980)

YEAR BY YEAR RESULTS

1970-71 REGULAR SEASON SCORES (24-39-15, 5th place - East Division)

Oct. 10	@ Pittsburgh	2-1 W	Jan. 13	@ Chicago	2-4 L
Oct. 14	@ NY Rangers	0-3 L	Jan. 14	@ St. Louis	2-1 W
Oct. 15	Montreal	0-3 L	Jan. 15	@ Minnesota	4-3 W
Oct. 17	@ St. Louis	1-4 L	Jan. 16	Montreal	4-4 T
Oct. 18	Pittsburgh	1-1 T	Jan. 17	NY Rangers	5-5 T
Oct. 22	@ Philadelphia	2-4 L	Jan. 23	@ St. Louis	1-7 L
Oct. 25	Detroit	4-3 W	Jan. 24	Philadelphia	6-4 W
Oct. 27	@ Vancouver	0-7 L	Jan. 27	@ Los Angeles	3-3 T
Oct. 28	Chicago	2-4 L	Jan. 29	@ California	4-2 W
Oct. 29	@ Vancouver	0-7 L	Jan. 31	@ Vancouver	6-1 W
Oct. 30	@ California	1-6 L	Feb. 4	@ Los Angeles	5-2 W
Nov. 1	@ Los Angeles	2-4 L	Feb. 6	@ Boston	3-4 L
Nov. 5	Vancouver	1-1 L	Feb. 7	Rensselaer	3-4 L
Nov. 7	@ Montreal	1-4 L	Feb. 9	@ Vancouver	3-4 L
Nov. 8	Philadelphia	1-3 L	Feb. 9	@ California	1-5 L
Nov. 13	California	4-2 W	Feb. 10	California	3-0 W
Nov. 15	Montreal	2-2 T	Feb. 14	Philadelphia	3-2 W
Nov. 18	@ Toronto	0-3 L	Feb. 17	@ Chicago	1-5 L
Nov. 21	@ Minnesota	0-3 L	Feb. 18	Pittsburgh	6-6 T
Nov. 25	@ Pittsburgh	4-4 T	Feb. 20	@ Detroit	5-6 L
Nov. 26	NY Rangers	2-2 T	Feb. 21	St. Louis	1-3 L
Nov. 29	California	1-2 L	Feb. 23	Boston	3-6 L
Dec. 3	@ Philadelphia	4-4 T	Feb. 25	@ Philadelphia	2-3 L
Dec. 6	Minnesota	1-0 W	Feb. 27	@ Toronto	0-2 L
Dec. 9	@ Chicago	1-6 L	Feb. 28	Minnesota	5-2 W
Dec. 10	@ Boston	2-6 L	Mar. 3	@ Los Angeles	3-5 L
Dec. 12	@ Detroit	3-5 L	Mar. 5	Chicago	2-2 T
Dec. 13	Toronto	0-4 L	Mar. 7	Vancouver	6-3 W
Dec. 16	NY Rangers	4-3 W	Mar. 13	@ St. Louis	0-9 L
Dec. 17	@ Los Angeles	0-2 L	Mar. 14	@ Minnesota	5-0 W
Dec. 18	@ Toronto	2-4 L	Mar. 18	St. Louis	5-3 W
Dec. 22	NY Rangers	2-7 L	Mar. 20	@ Montreal	2-5 L
Dec. 26	@ Montreal	4-4 T	Mar. 21	@ Boston	7-5 W
Dec. 27	Detroit	5-2 W	Mar. 23	@ NY Rangers	2-7 L
Jan. 1	Boston	4-9 L	Mar. 26	Vancouver	3-1 W
Jan. 3	Chicago	3-5 L	Mar. 28	Minnesota	4-2 W
Jan. 7	@ Detroit	7-4 W	Mar. 31	@ Pittsburgh	6-4 W
Jan. 9	@ Detroit	2-3 L	Apr. 1	@ Philadelphia	3-3 T
Jan. 10	@ Los Angeles	2-2 T	Apr. 4	@ Philadelphia	3-3 T

1971-72 REGULAR SEASON SCORES (16-43-19, 6th place - East Division)

Oct. 10	Pittsburgh	2-1 W	Jan. 2	California	4-4 T
Oct. 12	@ St. Louis	1-4 L	Jan. 6	Boston	2-5 L
Oct. 14	@ Boston	2-6 L	Jan. 9	Toronto	1-2 L
Oct. 16	@ Montreal	3-9 L	Jan. 13	NY Rangers	2-5 L
Oct. 17	Minnesota	2-3 L	Jan. 15	@ Montreal	2-6 L
Oct. 20	@ Toronto	7-2 W	Jan. 16	Montreal	4-2 W
Oct. 21	Chicago	2-5 L	Jan. 20	Vancouver	1-0 W
Oct. 23	@ Minnesota	1-5 L	Jan. 22	@ Detroit	2-3 L
Oct. 24	St. Louis	2-3 L	Jan. 25	@ Boston	3-3 T
Oct. 27	@ Vancouver	3-2 W	Jan. 26	@ NY Rangers	1-5 L
Oct. 30	@ Los Angeles	4-4 T	Jan. 27	Detroit	1-3 L
Oct. 31	@ California	2-2 T	Jan. 30	Los Angeles	2-2 T
Nov. 4	@ Detroit	4-4 T	Feb. 3	NY Rangers	2-4 L
Nov. 5	Philadelphia	5-2 W	Feb. 5	@ Minnesota	3-3 T
Nov. 7	Detroit	3-3 T	Feb. 6	Boston	8-2 W
Nov. 11	Los Angeles	2-4 L	Feb. 10	@ Detroit	2-4 L
Nov. 13	@ NY Rangers	2-5 L	Feb. 12	Boston	4-4 T
Nov. 14	Montreal	2-2 T	Feb. 13	Philadelphia	1-5 L
Nov. 18	California	5-7 L	Feb. 17	Pittsburgh	0-2 L
Nov. 21	Toronto	3-4 L	Feb. 19	Toronto	1-4 L
Nov. 24	@ Los Angeles	3-5 L	Feb. 23	Chicago	2-1 W
Nov. 27	@ Vancouver	2-5 L	Feb. 24	Chicago	5-3 W
Nov. 28	@ California	3-5 L	Feb. 27	California	4-4 T
Dec. 1	@ NY Rangers	2-7 L	Mar. 1	@ Montreal	1-4 L
Dec. 2	Los Angeles	2-0 W	Mar. 2	NY Rangers	3-4 L
Dec. 4	@ St. Louis	1-5 L	Mar. 5	St. Louis	2-6 L
Dec. 5	Minnesota	3-1 W	Mar. 8	@ California	3-4 L
Dec. 9	Chicago	1-3 L	Mar. 10	@ Vancouver	2-3 L
Dec. 11	@ Pittsburgh	3-3 T	Mar. 11	@ Los Angeles	3-5 L
Dec. 12	Toronto	2-4 L	Mar. 14	@ Minnesota	4-3 T
Dec. 15	@ Chicago	1-2 L	Mar. 15	@ Philadelphia	3-3 T
Dec. 16	@ Philadelphia	0-5 L	Mar. 16	@ Vancouver	2-6 L
Dec. 18	@ Toronto	1-8 L	Mar. 17	Vancouver	3-3 T
Dec. 19	Vancouver	5-1 W	Mar. 22	Pittsburgh	4-4 T
Dec. 23	Boston	4-4 T	Mar. 23	Minnesota	4-3 W
Dec. 25	@ St. Louis	4-4 T	Mar. 26	Pittsburgh	2-2 T
Dec. 26	St. Louis	6-3 W	Mar. 30	@ Philadelphia	1-3 L
Dec. 29	Detroit	3-7 L	Apr. 2	@ Philadelphia	3-2 W
Dec. 31	@ Pittsburgh	3-3 T			

1970-71 REGULAR SEASON SCORING

NO.	PLAYER	GP	G	A	PTS	+/-	PIM	PP	SH	GW	GT	SHOTS	PCT.	
11	Gil Penzert	78	38	34	72	-39	19	14	0	5	3	210	13.1	
10	Phil Goyette	60	15	46	61	-15	6	9	0	1	0	119	12.6	
15	Serry Hoeslin	60	24	31	55	-12	8	5	0	1	2	163	14.7	
22	Don MacMillan	62	29	29	49	-13	6	9	0	1	2	112	17.9	
23	Eddie Sheak	56	25	17	42	-29	93	10	4	1	1	192	13.0	
19	Steve Atkinson	57	20	18	38	+1	12	0	2	3	1	126	15.9	
21	Paul Andrea	47	11	21	32	-16	4	2	0	3	0	99	11.1	
6	Al Hamilton	69	2	26	30	-23	71	0	0	0	0	56	2.0	
26	Larry Keenan	51	4	20	27	-10	6	3	0	2	0	67	10.4	
5	Doug Rennie	75	4	23	27	-19	168	0	0	0	1	128	3.1	
16	Ron Anderson	74	14	12	26	-11	44	0	1	3	0	139	10.1	
20	Dick Duff	57	7	13	20	-16	12	0	0	1	1	67	10.4	
17	Floyd Smith	77	6	11	17	-12	86	0	2	0	0	89	7.5	
9	Reg Fleming	78	6	10	16	-8	153	0	0	0	0	44	11.4	
7	Jim Wilkinson	78	5	7	12	-28	147	0	0	0	1	114	11.8	
12	Skip Krake	74	4	4	9	-21	68	1	0	0	0	64	6.3	
18	Kevin O'Shea	41	5	4	8	-11	8	0	1	1	1	33	12.1	
3	Tacey Pratt	76	1	7	8	-179	9	0	0	0	0	34	2.9	
24	Jan-Jay Tabet	51	0	7	7	-36	0	0	0	0	0	41	0.0	
14	Randy Wyse	16	2	2	4	-6	1	0	0	0	0	22	9.1	
13	Francois Lacombe	1	0	1	1	-	2	0	0	0	1	1	0	0
28	Steve Dryden	10	0	1	1	-	0	0	0	0	0	0	0	0
8	Billy Inglis	14	0	1	1	-	4	0	0	0	0	0	0	0
30	Joe Daley	38	0	1	1	-	12	0	0	0	0	0	0	0
19	Brian Penny	1	0	0	0	-	0	0	0	0	0	0	0	0
29	Tom Ball	2	0	0	0	-	0	0	0	0	0	0	0	0
21	Jan-Jay Loggus	3	0	0	0	-	2	0	0	0	0	3	0	0
23	Paul Terbenche	3	0	0	0	-	2	0	0	0	1	0	0	0
24	Butch Deadmarsh	10	0	0	0	-	9	0	0	0	7	0	0	0
20	Brian McDonald	12	0	0	0	-	29	0	0	0	0	15	0	0
4	Mike McMahon	12	0	0	0	-	4	0	0	0	0	20	0	0
25	Har Myers	13	0	0	0	-	6	0	0	0	0	14	0	0
1	Roger Crozier	43	0	0	0	-	9	0	0	0	0	0	0	0

NO.	GOALT
-----	-------

YEAR BY YEAR RESULTS

1972-73 REGULAR SEASON SCORES (37-27-14, 4th place - East Division)

Oct. 8	Atlanta	5-3	W	Jan. 4	Detroit	2-4	L
Oct. 11	Los Angeles	7-3	W	Jan. 6	NY Rangers	4-1	W
Oct. 14	Atlanta	1-1	T	Jan. 7	Philadelphia	2-0	W
Oct. 15	Toronto	3-2	W	Jan. 11	NY Rangers	2-4	L
Oct. 19	Vancouver	6-0	W	Jan. 14	Boston	0-6	L
Oct. 21	St. Louis	1-1	T	Jan. 18	Chicago	5-1	W
Oct. 22	Atlanta	7-2	W	Jan. 20	Detroit	2-4	L
Oct. 25	Boston	2-2	T	Jan. 21	Philadelphia	5-2	W
Oct. 28	Montreal	3-3	T	Jan. 25	Minnesota	3-4	L
Oct. 29	Minnesota	1-7	L	Jan. 28	Atlanta	5-8	W
Nov. 1	Toronto	2-1	W	Feb. 1	Los Angeles	5-3	W
Nov. 4	Philadelphia	3-5	L	Feb. 3	NY Islanders	1-1	T
Nov. 5	St. Louis	1-1	T	Feb. 4	NY Islanders	5-1	W
Nov. 9	California	0-0	T	Feb. 7	NY Islanders	1-2	L
Nov. 11	Philadelphia	1-3	L	Feb. 8	California	4-0	W
Nov. 12	Pittsburgh	1-0	W	Feb. 10	Montreal	1-2	L
Nov. 15	Los Angeles	3-3	T	Feb. 11	Detroit	2-5	L
Nov. 17	California	1-5	L	Feb. 14	Toronto	3-2	W
Nov. 19	Vancouver	5-9	L	Feb. 15	NY Rangers	4-3	W
Nov. 22	Detroit	2-6	L	Feb. 17	Pittsburgh	3-3	T
Nov. 23	NY Rangers	5-3	W	Feb. 22	Philadelphia	4-1	W
Nov. 26	NY Islanders	9-2	W	Feb. 24	Vancouver	3-1	W
Nov. 28	NY Islanders	7-2	W	Feb. 24	Minnesota	2-4	L
Dec. 1	Boston	4-5	L	Feb. 25	Pittsburgh	2-1	W
Dec. 2	Minnesota	6-8	L	Mar. 1	Atlanta	4-1	W
Dec. 3	Minnesota	7-4	W	Mar. 4	Montreal	2-4	L
Dec. 6	NY Rangers	3-2	W	Mar. 6	Los Angeles	2-2	T
Dec. 7	Detroit	6-1	W	Mar. 7	California	2-2	T
Dec. 10	Montreal	4-2	W	Mar. 9	Vancouver	2-5	L
Dec. 13	Boston	7-3	W	Mar. 13	St. Louis	0-2	L
Dec. 16	St. Louis	4-3	W	Mar. 15	Boston	1-4	L
Dec. 17	Toronto	4-0	W	Mar. 17	Montreal	3-3	T
Dec. 20	Vancouver	6-3	W	Mar. 18	Toronto	5-1	W
Dec. 22	California	2-4	L	Mar. 21	Chicago	2-6	L
Dec. 23	Los Angeles	0-2	L	Mar. 24	Pittsburgh	4-4	T
Dec. 27	NY Rangers	4-1	W	Mar. 25	Boston	1-6	L
Dec. 28	Chicago	8-2	W	Mar. 27	NY Islanders	3-2	W
Dec. 31	Chicago	2-4	L	Mar. 28	Philadelphia	5-3	W
Jan. 3	NY Islanders	4-1	W	Apr. 1	St. Louis	3-1	W

1973-74 REGULAR SEASON SCORES (32-34-12, 5th place - East Division)

Oct. 10	Toronto	4-7	L	Jan. 9	Atlanta	0-8	L
Oct. 13	Minnesota	4-3	W	Jan. 10	NY Rangers	7-2	W
Oct. 14	Vancouver	1-3	L	Jan. 12	Pittsburgh	2-5	L
Oct. 18	Los Angeles	6-2	W	Jan. 13	St. Louis	1-0	W
Oct. 20	NY Islanders	2-1	W	Jan. 17	Philadelphia	2-7	L
Oct. 21	Toronto	4-3	W	Jan. 19	NY Islanders	2-2	T
Oct. 24	Chicago	3-1	W	Jan. 20	California	6-4	W
Oct. 25	Boston	4-9	L	Jan. 24	Montreal	7-4	L
Oct. 28	NY Islanders	5-2	W	Jan. 27	Vancouver	3-4	L
Oct. 31	California	3-2	W	Jan. 31	Philadelphia	1-3	L
Nov. 4	Montreal	1-1	T	Feb. 2	St. Louis	1-6	L
Nov. 6	Vancouver	2-3	L	Feb. 3	Toronto	3-3	T
Nov. 9	California	3-6	L	Feb. 6	Los Angeles	1-5	L
Nov. 10	Los Angeles	5-3	W	Feb. 8	California	7-2	W
Nov. 14	Atlanta	3-1	W	Feb. 10	Vancouver	2-5	L
Nov. 16	Montreal	5-8	L	Feb. 14	Los Angeles	4-2	W
Nov. 18	California	0-2	L	Feb. 17	Detroit	2-1	W
Nov. 21	Atlanta	2-3	L	Feb. 20	Toronto	2-4	L
Nov. 22	NY Rangers	6-7	L	Feb. 21	Atlanta	4-4	T
Nov. 25	Atlanta	3-4	L	Feb. 24	Boston	3-2	W
Nov. 28	Atlanta	2-1	W	Mar. 22	Chicago	2-2	T
Dec. 2	Detroit	4-1	W	Mar. 2	Philadelphia	2-4	L
Dec. 2	Detroit	6-1	W	Mar. 3	NY Islanders	4-3	W
Dec. 6	NY Rangers	4-4	W	Mar. 6	Minnesota	4-4	T
Dec. 8	Boston	2-5	L	Mar. 6	Vancouver	4-2	W
Dec. 9	Toronto	5-2	W	Mar. 10	Philadelphia	3-4	L
Dec. 12	NY Rangers	1-1	T	Mar. 12	Boston	0-4	L
Dec. 15	Minnesota	3-4	L	Mar. 14	Boston	3-4	L
Dec. 16	St. Louis	2-5	L	Mar. 16	St. Louis	2-2	T
Dec. 19	Chicago	2-2	T	Mar. 17	Minnesota	3-2	W
Dec. 20	Montreal	2-2	T	Mar. 20	Chicago	5-2	W
Dec. 22	Montreal	1-7	L	Mar. 23	NY Islanders	1-1	T
Dec. 23	Pittsburgh	3-2	W	Mar. 24	NY Rangers	3-5	L
Dec. 27	Detroit	3-1	W	Mar. 27	Detroit	1-3	L
Dec. 30	Philadelphia	4-5	L	Mar. 28	Chicago	2-2	T
Dec. 31	Detroit	6-6	W	Mar. 31	Minnesota	6-1	W
Jan. 3	Pittsburgh	6-1	W	Apr. 4	Pittsburgh	2-4	L
Jan. 5	Pittsburgh	2-5	L	Apr. 6	Toronto	1-3	L
Jan. 6	Vancouver	6-3	W	Apr. 7	St. Louis	5-2	W

1972-73 REGULAR SEASON SCORING

NO.	PLAYER	GP	G	A	PIS	+	PIM	PP	SH	GW	GT	SHOTS	PCT.
11	Gil Perreault	79	28	60	88	+11	30	8	0	7	0	234	12.9
14	Rene Robert	75	40	43	83	+16	83	9	0	6	9	283	15.1
7	Rick Martin	75	37	36	73	+4	79	11	0	4	3	289	12.4
8	Jim Lorenz	77	27	35	62	+6	30	11	0	5	1	175	15.4
15	Gerry Meahan	77	31	29	60	+4	21	3	1	6	2	208	14.9
20	Don Luce	78	18	25	43	+7	32	0	3	2	0	186	9.1
21	Hugh Harris	80	12	26	38	+9	17	0	0	0	0	121	9.9
5	Larry Hillman	78	5	24	29	+3	56	2	0	0	0	102	4.9
10	Craig Ramsay	76	11	17	28	+13	15	9	1	0	1	89	12.4
12	Larry Mickey	77	15	9	24	+6	47	1	0	2	3	100	9.4
3	Mike Robitaille	65	4	15	21	+9	40	0	0	0	1	192	2.2
6	Jim Schoenfeld	66	4	15	19	+12	178	1	0	0	0	91	4.4
19	Steve Alderson	61	9	18	+5	38	2	0	1	1	0	96	9.4
2	Tim Horton	69	1	16	17	+12	56	0	0	0	0	73	1.4
4	Yacop Pitt	74	1	15	16	+9	115	0	0	0	0	63	1.6
9	Norvo Guston	21	6	5	11	+0	12	2	0	1	1	26	23.1
23	Larry Carbone	40	2	8	10	+1	52	1	0	0	1	34	5.8
18	Pauli Terbenche	42	0	7	+7	8	0	0	0	0	0	20	0.0
16	Randy Wyrnub	45	3	6	+1	4	0	0	0	0	0	23	13.0
22	Deag Pembrough	5	2	0	+2	9	0	0	0	0	0	3	66.7
9	Butch Deadmarsh	34	1	1	+2	-3	26	1	0	0	0	15	6.6
17	Rick Dudley	6	0	1	+2	7	0	0	0	0	0	6	0.0
24	John Gould	8	0	1	+0	0	0	0	0	0	0	4	0.0
24	John Gould	1	0	0	+0	0	0	0	0	0	0	1	0.0
24	Ron Basmuk	1	0	0	+0	0	0	0	0	0	0	4	0.0
22	Ray McKay	1	0	0	+0	0	0	0	0	0	0	0	0.0
28	Rocky Farr	1	0	0	+0	0	0	0	0	0	0	0	0.0
30	Bob Richer	3	0	0	+0	0	0	0	0	0	0	0	0.0
31	Dave Dryden	37	0	0	+0	0	0	0	0	0	0	0	0.0
1	Roger Crozier	48	0	0	+0	0	0	0	0	0	0	0	0.0
NO.	GOALTENDER	GP	MIN	AVG	W	L	T	EN	SO	GA	SA	PCT.	
30	Dave Dryden	37	2018	2.55	14	13	7	3	3	89	968	908	
1	Roger Crozier	48	2633	2.76	23	13	7	3	3	121	1277	905	
28	Rocky Farr	1	29	6.21	0	1	0	0	0	0	3	---	

1973-74 REGULAR SEASON SCORING

NO.	PLAYER	GP	G	A	PIS	+	PIM	PP	SH	GW	GT	SHOTS	PCT.
14	Richard Martin	78	52	34	86	+22	38	8	0	6	3	320	16.2
11	Gil Perreault	76	21	44	65	+16	71	3	0	5	1	245	8.5
20	Don Luce	75	26	30	56	+3	44	2	3	1	2	237	10.9
8	Jim Lorenz	78	23	31	54	+19	28	12	0	4	0	145	15.8
11	Gil Perreault	55	18	33	51	+8	10	6	0	7	2	163	11.0
15	Gerry Meahan	72	20	26	46	+7	17	6	0	1	1	190	12.5
10	Craig Ramsay	70	20	26	46	+17	0	1	2	3	2	154	12.9
23	Larry Carbone	77	6	24	30	+3	103	3	0	0	0	113	5.3
17	Rick Dudley	67	13	13	26	+0	21	0	0	2	1	100	13.0
3	Mike Robitaille	2	1	38	20	+2	70	2	0	0	0	185	1.0
4	Jerry Korab	45	6	12	18	+3	23	0	0	0	0	99	5.6
9	Norvo Guston	56	6	12	18	+9	16	2	0	0	0	53	11.3
19	Steve Alderson	78	6	10	16	+1	22	0	0	1	0	109	5.5
22	Clayton Bombardier	48	6	9	15	+2	27	0	0	1	0	38	15.7
18	Paul Terbenche	68	2	12	14	+3	8	0	0	0	0	42	4.7
24	Peter McElbee	32	3	6	9	+3	9	0	0	0	0	24	12.5
6	Jim Schoenfeld	28	1	8	9	+9	56	0	0	0	0	49	2.0
12	Larry Mickey	13	3	4	+5	8	0	0	0	0	0	18	16.6
4	Tracy Pitt	33	0	7	+9	52	0	0	0	0	0	20	0.0
21	John Gould	30	4	2	+6	-7	2	0	0	1	0	48	8.3
2	Tim Horton	55	0	6	+6	+5	53	0	0	0	0	59	0.0
21	Brian Spencer	13	3	2	+5	-3	4	1	0	0	0	21	14.2
21	Ron Basmuk	5	0	3	+1	4	0	0	0	0	0	3	0.0
15	Real Lemieux	11	1	2	+0	4	0	0	0	0	0	25	9.0
24	Bill Hag	6	0	2	+1	0	0	0	0	0	0	4	0.0
24	Randy Wyrnub	5	0	1	+1	-1	0	0	0	0	0	4	0.0
30	Dave Dryden	53	0	1	+1	-1	4	0	0	0	0	0	0.0
28	Rocky Farr	11	0	0	+0	-2	0	0	0	0	0	0	0.0
29	Gary Bromley	12	0	0	+0	-2	0	0	0	0	0	0	0.0
1	Roger Crozier	12	0	0	+0	-2	0	0	0	0	0	0	0.0
23	Joe Neis	18	0	0	+0	-4	2	0	0	0	0	0	0.0
NO.	GOALTENDER	GP	MIN	AVG	W	L	T	EN	SO	GA	SA	PCT.	
30	Dave Dryden	53	2987	2.97	23	20	8	3	1	148	1399	894	
28	Rocky Farr	11	480	3.13	2	4	1	0	0	25	257	903	
29	Gary Bromley	12	588	3.31	3	5	3	0	0				

YEAR BY YEAR RESULTS

1976-77 REGULAR SEASON SCORES (48-24-8, 2nd place - Adams Division)

Oct. 9	@ Detroit	0-4 L	Jan. 9	Cleveland	7-4 W
Oct. 10	Montreal	3-1 W	Jan. 13	NY Rangers	7-5 W
Oct. 13	NY Islanders	3-4 L	Jan. 15	@ Pittsburgh	2-5 L
Oct. 16	@ Minnesota	2-1 W	Jan. 16	Colorado	3-0 W
Oct. 17	Atlanta	5-6 L	Jan. 19	Washington	2-4 L
Oct. 20	Vancouver	4-0 W	Jan. 22	Minnesota	3-4 L
Oct. 23	@ Philadelphia	2-3 L	Jan. 23	Cleveland	0-3 L
Oct. 24	Washington	2-1 W	Jan. 27	Atlanta	1-1 T
Oct. 27	Pittsburgh	4-4 T	Jan. 29	Montreal	5-3 W
Oct. 31	Boston	4-1 W	Feb. 1	@ NY Islanders	3-6 L
Nov. 1	@ Montreal	2-3 L	Feb. 3	@ Colorado	6-4 W
Nov. 5	@ Washington	3-2 W	Feb. 5	@ St. Louis	5-6 L
Nov. 7	Philadelphia	5-3 W	Feb. 9	@ NY Rangers	2-1 W
Nov. 10	St. Louis	5-0 W	Feb. 10	Boston	4-3 W
Nov. 13	@ NY Rangers	6-2 W	Feb. 13	Minnesota	6-2 W
Nov. 14	Minnesota	4-4 T	Feb. 14	Toronto	7-2 W
Nov. 17	@ Vancouver	3-2 W	Feb. 16	Chicago	3-0 W
Nov. 20	@ Los Angeles	4-3 W	Feb. 19	@ Detroit	2-1 W
Nov. 24	Vancouver	4-4 T	Feb. 20	@ Philadelphia	2-4 L
Nov. 27	@ St. Louis	2-3 L	Feb. 23	Cleveland	5-3 W
Nov. 28	Detroit	3-1 W	Feb. 24	Philadelphia	2-0 W
Nov. 30	@ Boston	6-3 W	Feb. 25	Toronto	6-5 W
Dec. 4	@ NY Islanders	6-3 L	Feb. 27	Los Angeles	5-5 L
Dec. 5	Colorado	5-3 W	Mar. 2	Chicago	6-3 W
Dec. 8	@ Cleveland	5-1 W	Mar. 3	Los Angeles	7-2 W
Dec. 9	Pittsburgh	1-2 L	Mar. 5	Boston	1-3 L
Dec. 11	@ Los Angeles	4-2 W	Mar. 6	Montreal	4-1 W
Dec. 14	@ Vancouver	6-3 W	Mar. 9	Detroit	6-3 W
Dec. 16	NY Rangers	7-2 W	Mar. 12	@ Pittsburgh	7-2 L
Dec. 18	@ NY Islanders	4-2 W	Mar. 13	Toronto	6-1 W
Dec. 19	Detroit	6-1 W	Mar. 16	@ Cleveland	6-2 W
Dec. 22	@ Chicago	4-2 W	Mar. 17	@ Boston	2-4 L
Dec. 23	Toronto	4-2 W	Mar. 20	@ Washington	6-2 W
Dec. 26	Washington	5-2 W	Mar. 22	Atlanta	5-3 W
Dec. 29	@ Atlanta	6-3 W	Mar. 23	Cleveland	4-2 W
Jan. 1	@ Pittsburgh	3-6 L	Mar. 25	@ Colorado	2-2 T
Jan. 2	NY Islanders	3-3 T	Mar. 26	@ Los Angeles	4-6 L
Jan. 5	@ Chicago	1-2 L	Mar. 30	Boston	3-4 L
Jan. 6	Montreal	2-9 L	Apr. 2	@ Toronto	1-1 T
Jan. 8	@ Toronto	4-2 W	Apr. 3	St. Louis	7-3 W

* - Re-scheduled from February 7.
** - Re-scheduled from January 30.

1977-78 REGULAR SEASON SCORES (44-19-17, 2nd place - Adams Division)

Oct. 13	@ NY Islanders	3-2 W	Jan. 12	@ Cleveland	3-6 L
Oct. 15	@ Toronto	5-2 W	Jan. 14	@ Detroit	2-6 L
Oct. 16	Chicago	0-2 L	Jan. 19	Cleveland	9-2 W
Oct. 19	@ Chicago	2-2 T	Jan. 21	@ St. Louis	3-1 W
Oct. 20	Colorado	7-5 W	Jan. 22	Vancouver	2-2 T
Oct. 23	Minnesota	4-1 W	Jan. 26	Minnesota	1-2 L
Oct. 29	@ NY Islanders	2-4 L	Jan. 28	@ Pittsburgh	3-3 T
Oct. 30	Montreal	4-0 W	Jan. 30	@ NY Islanders	3-2 W
Nov. 3	@ Boston	4-1 W	Feb. 2	Boston	2-2 T
Nov. 5	@ St. Louis	3-1 W	Feb. 2	Minnesota	3-1 W
Nov. 6	St. Louis	7-4 W	Feb. 4	@ Minnesota	4-2 W
Nov. 9	@ NY Rangers	4-6 L	Feb. 5	@ Washington	4-1 W
Nov. 10	@ Philadelphia	3-2 W	Feb. 8	@ Cleveland	5-2 W
Nov. 13	Pittsburgh	3-3 T	Feb. 9	NY Rangers	2-0 W
Nov. 16	@ Atlanta	6-2 W	Feb. 13	Toronto	2-4 L
Nov. 17	Toronto	1-2 L	Feb. 16	Los Angeles	5-0 W
Nov. 19	@ Washington	7-6 W	Feb. 19	St. Louis	6-2 W
Nov. 20	@ Washington	5-2 W	Feb. 20	@ Philadelphia	2-4 L
Nov. 23	Boston	9-2 L	Feb. 23	Philadelphia	4-0 W
Nov. 24	@ Montreal	1-4 L	Feb. 25	@ Cleveland	13-3 W
Nov. 27	NY Rangers	3-2 W	Feb. 26	Pittsburgh	4-4 T
Nov. 30	@ Chicago	6-5 W	Mar. 1	@ NY Islanders	4-3 W
Dec. 1	Montreal	3-1 W	Mar. 2	@ NY Islanders	6-3 W
Dec. 3	@ Pittsburgh	4-4 T	Mar. 4	Boston	3-1 L
Dec. 4	Detroit	6-1 W	Mar. 6	Montreal	2-1 W
Dec. 8	Cleveland	5-2 W	Mar. 9	Los Angeles	3-3 T
Dec. 10	@ Minnesota	4-2 W	Mar. 11	@ NY Islanders	2-4 L
Dec. 11	Vancouver	3-0 W	Mar. 12	Chicago	5-2 W
Dec. 13	@ Colorado	1-4 L	Mar. 16	Philadelphia	3-1 W
Dec. 15	@ Los Angeles	7-3 W	Mar. 18	@ Philadelphia	2-2 T
Dec. 17	@ Vancouver	5-5 T	Mar. 21	@ Los Angeles	6-2 W
Dec. 21	Detroit	5-3 W	Mar. 24	@ Vancouver	2-2 T
Dec. 22	@ Pittsburgh	3-3 T	Mar. 25	@ Colorado	4-3 W
Dec. 23	@ Toronto	5-3 W	Mar. 28	Detroit	0-7 L
Dec. 31	@ NY Rangers	2-2 T	Mar. 29	@ Boston	3-5 L
Jan. 1	Atlanta	2-2 T	Apr. 1	@ Toronto	2-5 L
Jan. 5	Colorado	5-3 W	Apr. 2	Atlanta	2-4 L
Jan. 7	@ Washington	4-4 T	Apr. 4	@ Washington	3-4 L
Jan. 8	Boston	5-3 W	Apr. 6	@ Boston	5-2 W
Jan. 11	Los Angeles	3-3 T	Apr. 9	@ Toronto	2-1 W

* - Re-scheduled from January 4.

1978-79 REGULAR SEASON SCORES (36-28-16, 2nd place - Adams Division)

Oct. 12	@ NY Islanders	2-2 T	Jan. 11	Washington	6-2 W
Oct. 14	@ Minnesota	2-3 L	Jan. 13	@ Montreal	2-5 L
Oct. 15	Pittsburgh	5-2 L	Jan. 14	Pittsburgh	4-5 L
Oct. 18	@ Toronto	0-2 L	Jan. 18	@ Philadelphia	4-4 T
Oct. 19	Toronto	1-0 W	Jan. 20	@ Boston	2-1 W
Oct. 22	@ Vancouver	2-3 L	Jan. 25	NY Rangers	4-5 L
Oct. 26	@ Los Angeles	0-6 L	Jan. 27	@ Detroit	6-3 W
Oct. 28	@ St. Louis	7-7 T	Jan. 28	Minnesota	1-3 L
Nov. 2	@ Philadelphia	3-3 T	Jan. 31	Atlanta	2-5 L
Nov. 4	@ Minnesota	1-2 L	Feb. 3	@ Minnesota	2-5 L
Nov. 5	Minnesota	4-4 T	Feb. 4	St. Louis	2-1 W
Nov. 8	@ Pittsburgh	4-4 T	Feb. 14	NY Islanders	2-4 W
Nov. 11	@ Washington	2-0 W	Feb. 15	NY Rangers	4-3 W
Nov. 12	Boston	4-4 T	Feb. 17	@ Pittsburgh	3-6 L
Nov. 15	@ Toronto	2-2 T	Feb. 18	Montreal	2-5 L
Nov. 16	St. Louis	6-2 W	Feb. 21	@ Chicago	2-3 L
Nov. 18	@ Detroit	3-1 W	Feb. 22	Chicago	2-4 L
Nov. 19	Minnesota	9-2 W	Feb. 24	@ Washington	6-4 W
Nov. 22	@ Philadelphia	2-3 L	Feb. 26	Toronto	3-1 W
Nov. 23	Boston	2-5 L	Mar. 1	Minnesota	5-5 T
Nov. 26	Colorado	4-1 W	Mar. 3	@ NY Rangers	2-2 T
Nov. 30	Boston	3-4 L	Mar. 4	Philadelphia	1-5 L
Dec. 2	@ Montreal	1-8 W	Mar. 6	NY Islanders	3-2 W
Dec. 3	Montreal	1-4 L	Mar. 6	Los Angeles	6-4 W
Dec. 7	@ Los Angeles	3-3 T	Mar. 10	Atlanta	5-5 T
Dec. 9	@ Pittsburgh	4-4 T	Mar. 11	Atlanta	9-4 W
Dec. 10	Toronto	5-3 W	Mar. 14	@ Toronto	4-1 W
Dec. 13	@ Chicago	6-2 W	Mar. 15	Vancouver	4-2 W
Dec. 14	Chicago	3-2 W	Mar. 17	@ Philadelphia	3-5 L
Dec. 16	@ Minnesota	5-2 W	Mar. 18	Washington	3-3 T
Dec. 17	@ Vancouver	6-3 W	Mar. 21	@ Colorado	3-2 W
Dec. 20	@ NY Rangers	3-6 L	Mar. 23	@ Vancouver	4-3 W
Dec. 21	Atlanta	5-4 W	Mar. 24	@ Los Angeles	3-2 W
Dec. 23	@ Boston	4-6 L	Mar. 26	@ St. Louis	4-2 W
Dec. 27	@ Colorado	5-2 W	Mar. 28	Boston	9-2 W
Dec. 28	@ Vancouver	3-3 T	Mar. 31	@ NY Islanders	0-2 L
Dec. 31	Boston	3-7 L	Apr. 1	Toronto	3-6 L
Jan. 4	Chicago	3-3 T	Apr. 3	@ Boston	3-3 W
Jan. 7	@ Detroit	4-3 W	Apr. 7	@ Toronto	2-6 L
Jan. 9	@ Atlanta	3-5 L	Apr. 8	@ Colorado	5-5 T

* - Re-scheduled from January 21.

1979-80 REGULAR SEASON SCORES (47-17-16, 1st place - Adams Division)

Oct. 11	Washington	6-3 W	Jan. 9	NY Islanders	3-2 W
Oct. 13	@ NY Islanders	5-2 W	Jan. 11	@ Colorado	4-3 W
Oct. 14	Minnesota	4-5 L	Jan. 13	@ Edmonton	5-6 L
Oct. 17	Hartford	3-1 W	Jan. 16	@ Los Angeles	4-2 W
Oct. 20	@ St. Louis	2-3 L	Jan. 18	@ Vancouver	2-2 T
Oct. 21	Vancouver	3-3 T	Jan. 20	Edmonton	4-4 T
Oct. 24	Pittsburgh	7-3 W	Jan. 21	@ Atlanta	3-3 T
Oct. 25	@ Detroit	0-4 L	Jan. 24	@ Boston	3-4 L
Oct. 27	@ Quebec	5-0 W	Jan. 25	@ Montreal	7-2 W
Oct. 28	Colorado	4-2 W	Jan. 27	Los Angeles	9-1 W
Oct. 31	Chicago	0-0 T	Jan. 31	NY Rangers	6-2 W
Nov. 3	@ Toronto	4-3 W	Feb. 2	@ NY Islanders	2-3 L
Nov. 4	@ Philadelphia	1-3 L	Feb. 3	Vancouver	3-0 W
Nov. 8	Chicago	3-3 T	Feb. 7	Pittsburgh	9-0 W
Nov. 9	@ Washington	5-3 W	Feb. 9	@ St. Louis	2-3 L
Nov. 11	Colorado	3-5 L	Feb. 11	St. Louis	4-2 W
Nov. 15	Atlanta	5-1 W	Feb. 14	Boston	3-3 T
Nov. 17	@ Minnesota	4-2 W	Feb. 16	@ Detroit	4-3 W
Nov. 18	Edmonton	9-7 W	Feb. 17	Montreal	2-2 T
Nov. 21	Hartford	3-5 L	Feb. 19	@ Quebec	3-1 W
Nov. 24	@ Washington	6-1 W	Feb. 20	Winnipeg	4-3 W
Nov. 25	Washington	5-2 W	Feb. 24	Chicago	3-3 T
Nov. 27	Boston	5-2 W	Feb. 27	Philadelphia	1-1 T
Nov. 29	NY Rangers	2-1 W	Feb. 29	@ Edmonton	4-2 W
Dec. 2	Washington	2-0 W	Mar. 2	@ Minnesota	2-2 T
Dec. 5	Atlanta	6-1 W	Mar. 5	@ NY Rangers	4-4 L
Dec. 7	@ Colorado	5-3 W	Mar. 6	Hartford	2-3 W
Dec. 10	Detroit	4-0 W	Mar. 9	St. Louis	9-4 W
Dec. 13	Chicago	5-2 W	Mar. 12	@ Winnipeg	3-3 T
Dec. 15	@ Philadelphia	2-3 L	Mar. 15	@ Los Angeles	2-2 T
Dec. 16	Boston	1-5 L	Mar. 19	@ Vancouver	3-3 T
Dec. 19	@ Winnipeg	3-2 W	Mar. 22	@ Toronto	5-1 W
Dec. 20	Los Angeles	5-3 W	Mar. 23	NY Islanders	3-3 T
Dec. 22	Hartford	4-2 W	Mar. 25	@ NY Rangers	3-1 W
Dec. 23	Quebec	1-3 L	Mar. 27	Detroit	10-1 W
Dec. 27	Toronto	5-3 W	Mar. 30	Montreal	1-1 T
Dec. 29	Montreal	3-6 L	Apr. 1	Atlanta	5-2 W
Dec. 31	Winnipeg	6-2 W	Apr. 3	Quebec	8-3 W
Jan. 5	@ Pittsburgh	5-4 W	Apr. 5	@ Pittsburgh	9-1 W
Jan. 6	Philadelphia	2-4 L	Apr. 6	Toronto	7-3 W

1976-77 REGULAR SEASON SCORING

NO.	PLAYER	GP	G	A	PTS	+/-	PIM	PP	SH	GW	GT	SHOTS	PCT
11	Gil Perreault	80	39	56	95	+10	30	7	2	9	0	185	20.0
14	Rene Robert	80	33	40	73	+27	46	5	0	4	1	250	13.2
20	Don Lucie	80	26	43	69	+38	16	6	1	6	1	206	12.6
7	Rick Martin	80	26	39	65	+10	58	12	0	2	0	221	16.3
10	Craig Ramsay	80	20	41	61	+87	20	2	3	2	1	145	13.9
12	Andre Savard	80	25	30	60	+9	30	4	4	0	4	180	15.6
8	Jim Leresche	79	23	33	56	+3	8	7	0	3	0	156	14.7
4	Jerry Kozub	77	14	33	47	+22	120	4	0	1	1	185	7.6
22	Jocelyn Guenveur	80	7	20	38	+26	46	2	0	2	0	210	4.3
6	Jim Schoenfeld	65	7	25	32	+28	97	2	0	2	2	181	3.9
21	Brian Spencer	77	14	15	29	+17	1	0	2	0	2	78	17.9
15	Gary McAdam	73	13	16	29	+17	17	1	0	2	0	86	15.1
18	Danny Gare	35	11	15	26	+7	73	3	0	0	0	92	12.0
24	Bill Hutt	79	6	20	26	+39	56	0	0	1	0	106	5.7
7	Terry Malin	62	11	12	23	+6	8	1	9	0	0	72	15.3
25	Fred Stanfield	79	9	14	23	-2	6	2	0	2	0	69	13.3
15	Lee Fogolin	71	3	15	18	+9	100	1	0	2	0	75	3.9
27	Joe Koval	16	0	5	13	+6	0	0	0	0	0	6	0
23	Ken Breenbach	31	0	5	-2	-18	0	0	0	0	0	11	0
9	Jacques Richard	21	-2	0	-3	-16	0	0	0	0	0	20	10.0
29	Don Edwards	25	0	1	1	-	0	0	0	0	0	0	0
26	Alex Tidy	4	0	0	0	-1	0	0	0	0	0	3	0
28	Bob Saave	2	0	0	0	-	0	0	0	0	0	0	0
16	Derek Smith	5	0	0	0	-1	0	0	0	0	0	0	0
31	Al Smith	7	0	0	0	-	0	0	0	0	0	0	0
30	Gerry Desjardins	49	0	0	0	-	2	0	0	0	0	0	0

NO.	GOALTENDER	GP	MIN	AVG	W	L	T	EN	SO	GA	SA	PCT.
29	Don Edwards	25										

YEAR BY YEAR RESULTS

1980-81 REGULAR SEASON SCORES (39-20-21, 1st place - Adams Division)

Oct. 9	@ Chicago	3-4	L	Jan. 11	Los Angeles	4-4	T
Oct. 12	Hartford	3-3	T	Jan. 14	Minnesota	1-1	T
Oct. 15	Edmonton	2-0	W	Jan. 16	Edmonton	5-5	T
Oct. 18	@ Pittsburgh	4-2	W	Jan. 18	NY Rangers	4-0	W
Oct. 19	Toronto	2-4	L	Jan. 19	@ Boston	1-5	L
Oct. 22	Winnipeg	7-4	W	Jan. 21	@ Quebec	6-5	W
Oct. 25	Montreal	5-2	W	Jan. 24	@ Washington	7-4	W
Oct. 26	NY Islanders	5-2	W	Jan. 26	@ NY Islanders	5-3	W
Oct. 29	@ Detroit	1-1	T	Jan. 28	Philadelphia	4-4	T
Nov. 2	Vancouver	4-2	W	Jan. 31	Hartford	5-3	W
Nov. 5	Colorado	5-3	W	Feb. 1	Winnipeg	4-0	W
Nov. 8	@ Washington	3-3	T	Feb. 6	Detroit	7-3	W
Nov. 9	Washington	3-3	T	Feb. 8	St. Louis	3-3	T
Nov. 12	Detroit	4-4	T	Feb. 12	Washington	6-3	W
Nov. 15	@ NY Islanders	1-1	L	Feb. 14	@ Calgary	4-4	T
Nov. 16	Quebec	8-1	W	Feb. 15	@ Edmonton	2-2	T
Nov. 19	@ Chicago	2-5	L	Feb. 19	Montreal	2-5	L
Nov. 21	@ Winnipeg	4-2	W	Feb. 21	@ Pittsburgh	6-1	W
Nov. 23	@ Edmonton	3-6	L	Feb. 22	Montreal	2-4	L
Nov. 25	@ St. Louis	3-5	L	Feb. 25	@ NY Rangers	3-5	L
Nov. 27	Calgary	6-3	W	Feb. 27	Philadelphia	6-1	W
Nov. 29	Hartford	4-1	W	Mar. 4	Boston	4-6	L
Dec. 3	Colorado	4-1	W	Mar. 4	Calgary	4-0	W
Dec. 6	Montreal	5-6	L	Mar. 6	Hartford	3-5	L
Dec. 6	@ Minnesota	3-3	T	Mar. 8	Philadelphia	8-4	W
Dec. 7	Pittsburgh	10-1	W	Mar. 11	@ Minnesota	1-3	L
Dec. 9	@ Colorado	4-4	T	Mar. 13	@ Winnipeg	4-2	W
Dec. 11	@ Calgary	4-8	L	Mar. 14	@ Vancouver	1-2	L
Dec. 13	@ Toronto	5-4	W	Mar. 17	@ Los Angeles	3-1	W
Dec. 14	Vancouver	2-2	T	Mar. 19	Toronto	14-4	W
Dec. 20	@ Los Angeles	7-4	W	Mar. 21	@ Toronto	6-2	W
Dec. 21	@ Vancouver	3-3	T	Mar. 22	St. Louis	5-5	L
Dec. 26	Chicago	3-2	W	Mar. 25	NY Rangers	4-2	W
Dec. 28	Boston	5-2	W	Mar. 27	Colorado	5-3	W
Dec. 31	Los Angeles	2-5	L	Mar. 28	@ St. Louis	4-7	L
Jan. 3	@ Quebec	3-3	T	Mar. 30	Boston	2-2	T
Jan. 4	Minnesota	2-2	T	Apr. 2	@ Philadelphia	2-2	T
Jan. 7	Quebec	5-1	W	Apr. 4	Quebec	5-4	W
Jan. 9	@ NY Rangers	3-3	T	Apr. 5	NY Islanders	3-7	L

1981-82 REGULAR SEASON SCORES (39-26-15, 3rd place - Adams Division)

Oct. 7	Washington	5-3	W	Jan. 6	Detroit	5-2	W
Oct. 10	@ Montreal	0-9	L	Jan. 9	Hartford	3-2	W
Oct. 11	Vancouver	2-2	T	Jan. 10	Los Angeles	6-4	W
Oct. 14	Quebec	4-2	W	Jan. 13	Chicago	6-2	W
Oct. 17	Washington	4-2	W	Jan. 15	Toronto	8-2	W
Oct. 18	Montreal	3-3	T	Jan. 17	Hartford	7-1	W
Oct. 21	Winnipeg	2-2	T	Jan. 19	Montreal	2-2	T
Oct. 23	Toronto	6-2	W	Jan. 22	Quebec	5-3	W
Oct. 25	Minnesota	3-8	L	Jan. 23	Quebec	3-2	W
Oct. 28	St. Louis	6-2	W	Jan. 27	Vancouver	3-4	L
Oct. 31	@ Pittsburgh	1-3	L	Jan. 29	@ Edmonton	1-3	L
Nov. 1	Philadelphia	6-2	W	Jan. 30	Calgary	2-3	L
Nov. 4	Calgary	3-3	T	Feb. 3	Boston	2-5	L
Nov. 7	@ NY Islanders	6-2	W	Feb. 4	Boston	2-5	L
Nov. 8	Hartford	2-2	T	Feb. 7	NY Islanders	3-7	L
Nov. 11	NY Rangers	3-3	T	Feb. 10	Winnipeg	4-3	W
Nov. 13	NY Rangers	3-7	L	Feb. 11	@ Philadelphia	4-6	L
Nov. 15	Boston	3-1	W	Feb. 16	@ St. Louis	2-1	W
Nov. 18	@ Chicago	3-4	L	Feb. 17	Chicago	3-2	W
Nov. 20	Colorado	4-1	W	Feb. 20	Montreal	2-2	T
Nov. 21	Los Angeles	7-1	W	Feb. 21	Colorado	6-2	W
Nov. 23	@ Detroit	6-1	W	Feb. 24	Edmonton	2-6	L
Nov. 28	Toronto	4-4	T	Feb. 26	Winnipeg	4-4	T
Nov. 29	NY Islanders	5-2	W	Feb. 27	Minnesota	5-5	T
Dec. 3	Boston	3-6	L	Mar. 3	Hartford	3-3	T
Dec. 4	Hartford	4-2	W	Mar. 6	Hartford	2-2	T
Dec. 6	Pittsburgh	7-1	W	Mar. 7	Montreal	3-5	L
Dec. 9	Colorado	7-4	W	Mar. 10	Vancouver	7-4	W
Dec. 12	@ Detroit	4-2	W	Mar. 12	@ Edmonton	3-2	W
Dec. 13	Quebec	4-4	T	Mar. 13	Calgary	1-4	L
Dec. 15	Los Angeles	3-4	L	Mar. 16	Boston	3-3	T
Dec. 17	@ Philadelphia	1-2	L	Mar. 16	Hartford	1-4	L
Dec. 19	Quebec	3-7	L	Mar. 20	Boston	4-6	L
Dec. 22	Hartford	8-2	W	Mar. 21	Montreal	5-4	W
Dec. 22	@ St. Louis	2-3	L	Mar. 25	Boston	1-5	L
Dec. 26	Pittsburgh	7-5	W	Mar. 26	NY Rangers	5-8	L
Dec. 27	Washington	3-2	W	Mar. 28	Boston	9-5	W
Dec. 31	Minnesota	4-2	W	Mar. 30	Quebec	6-4	W
Jan. 2	@ Quebec	3-6	L	Apr. 3	@ Montreal	5-4	W
Jan. 3	Montreal	3-2	W	Apr. 4	Quebec	4-7	L

1981-82 REGULAR SEASON SCORING

NO.	PLAYER	GP	G	A	PTS	+/-	PIM	PP	SH	GW	GT	SHOTS	PCT
11	Gil Perreault	62	31	42	73	+19	40	2	0	4	0	155	20.0
4	John Van Boxmeer	69	14	54	68	+23	62	7	0	1	1	196	7.1
15	Yvon Lambert	77	25	39	64	+22	38	14	0	4	2	168	23.1
21	J.F. Sauve	69	19	36	55	+7	46	5	0	1	0	119	16.0
8	Tony McKegney	73	23	29	52	-12	41	8	0	0	1	187	12.3
17	Mike Foligno	56	29	31	51	+21	149	4	0	6	0	124	26.1
10	Craig Ramsay	80	16	35	51	+14	8	0	1	2	1	169	14.7
22	Lindy Ruff	79	19	32	48	+1	194	3	0	6	1	183	8.7
16	Ric Sellar	57	22	25	47	+7	58	7	1	3	1	112	19.6
7	Dale McCourt	52	20	22	42	-1	12	4	1	2	1	122	16.4
14	Alan Haaland	57	21	18	39	+6	30	3	0	1	2	114	18.4
12	Andre Savard	62	10	20	38	+5	24	2	1	3	0	118	15.3
5	Mike Ramsey	70	23	30	46	+8	56	2	0	0	0	94	24.4
3	Richie Dunn	72	7	19	26	+3	73	0	0	1	1	122	5.7
18	Benny Gare	22	7	14	21	+1	25	2	0	1	0	71	9.9
26	Steve Patrick	41	8	16	+3	64	0	0	0	0	0	52	15.4
27	Larry Playfair	67	9	16	15	-3	258	0	0	0	3	68	8.8
20	Brent Peterson	46	9	5	14	-3	43	0	0	0	0	41	22.0
24	Bill Hill	65	2	9	11	-11	44	0	0	0	0	58	3.4
25	Bob Moga	24	6	4	10	+3	6	0	0	2	0	29	20.7
9	Gilles Hamel	16	2	7	9	-1	2	0	0	1	0	17	11.8
23	Bob Hayes	33	0	7	9	-1	6	0	0	0	0	33	0.0
28	Jim Walsh	15	0	7	3	-6	0	0	0	0	0	16	0.0
19	Jeff Eastough	1	0	0	-1	0	0	0	0	0	0	0	0.0
20	Kai Sukkanta	1	0	0	-1	0	0	0	0	0	0	0	0.0
30	Paul Harrison	6	0	0	0	-2	0	0	0	0	0	0	0.0
29	Val James	7	0	0	0	-1	16	0	0	0	0	0	0.0
29	Jacques Cloutier	7	0	0	0	-1	0	0	0	0	0	0	0.0
9	Mike Moller	9	0	0	0	-7	0	0	0	0	0	0	0.0
28	Bob Sauve	14	0	0	0	-2	0	0	0	0	0	0	0.0

NO.	GOALTENDER	GP	MIN	AVG	W	L	T	EN	SO	GA	SA	PCT.
1	Don Edwards	45	2700	2.36	23	10	12	4	3	133	1297	89.7
28	Bob Sauve	35	2100	3.17	16	10	9	2	2	111	926	88.0
28	Jacques Cloutier	7	311	2.51	5	1	0	1	0	13	151	91.4
28	Bob Sauve	14	760	2.76	6	1	5	1	0	35	330	89.4
1	Don Edwards	62	3500	3.51	28	23	9	3	0	205	1722	88.1
30	Paul Harrison	6	220	3.67	2	1	1	1	0	14	89	84.2

1980-81 REGULAR SEASON SCORING

NO.	PLAYER	GP	G	A	PTS	+/-	PIM	PP	SH	GW	GT	SHOTS	PCT
16	Danny Gage	73	46	39	85	+12	109	15	0	7	2	248	18.5
12	Andre Savard	79	31	47	74	+32	63	2	2	4	1	149	20.8
8	Tony McKegney	80	37	32	69	+11	24	9	0	4	0	236	15.7
4	John Van Boxmeer	80	15	61	69	-2	69	6	1	2	0	238	7.0
10	Craig Ramsay	69	21	43	64	+14	12	1	0	2	0	168	12.1
11	Gil Perreault	56	29	39	59	+3	56	5	0	3	0	150	13.3
9	Mike Ramsey	74	30	27	57	+20	80	2	1	4	2	140	21.4
3	Richie Dunn	79	7	14	21	+4	34	4	0	1	2	175	4.0
14	Alan Haaland	49	16	20	36	-1	34	4	0	1	1	72	22.2
6	Jim Schoenfeld	71	8	25	33	+28	110	3	0	0	0	101	7.9
20	Don Luce	61	1	13	28	+14	19	0	0	4	2	94	16.0
22	Lindy Ruff	65	8	18	26	+3	121	1	0	2	0	97	8.2
9	Richie Dunn	38	10	13	23	+7	10	2	0	0	0	49	20.4
7	Rich Martin	23	7	14	21	+4	20	2	0	3	1	57	12.3
24	Bill Hill	68	2	9	11	-6	42	0	0	0	0	58	3.4
9	Gilles Hamel	51	10	9	19	-8	53	2	0	0	0	56	17.9
5	Rob MacIntosh	53	3	12	15	-19	38	1	0	1	0	72	4.2
15	Randy Cuneyworth	20	2	4	6	-3	47	0	0	0	0	33	6.1
6	Jim Schoenfeld	13	3	2	5	+5	36	0	0	1	0	21	14.3
19	Derek Smith	13	3	1	4	+0	2	0	0	0	1	15	20.0
1	Don Edwards	62	0	2	2	-2	2	0	0	0	0	0	0.0
23	Sean McKenna	3	0	1	1	+3	4	0	0	0	0	3	0.0
23	Hanno Virta	3	0	1	1	-4	2	0	0	0	0	3	0.0
28	Jim Walsh	4	0	1	1	-4	4	0	0	0	0	4	0.0
19	Jeff Eastough	1	0	0	0	-1	0	0	0	0	0	0	0.0
20	Kai Sukkanta	1	0	0	0	-1	0	0	0	0	0	0	0.0
30	Paul Harrison	6	0	0	0	-2	0	0	0	0	0	0	0.0
29	Val James	7	0	0	0	-1	16	0	0	0	0	0	0.0
29	Jacques Cloutier	7	0	0	0	-1	0	0	0	0	0	0	0.0
9	Mike Moller	9	0	0	0	-7	0	0	0				

YEAR BY YEAR RESULTS

1984-85 REGULAR SEASON SCORES (38-28-14, 3rd place - Adams Division)

Oct. 11	Montreal	4-3	W	Jan. 10	Chicago	3-0	W
Oct. 14	Toronto	3-4	L	Jan. 12	Montreal	1-1	L
Oct. 14	Edmonton	4-4	W	Jan. 13	Chicago	4-5	L
Oct. 17	Quebec	1-4	L	Jan. 15	NY Rangers	2-2	T
Oct. 19	Quebec	5-4	W	Jan. 16	Chicago	4-3	W
Oct. 21	Minnesota	8-6	W	Jan. 18	Chicago	2-0	W
Oct. 25	Montreal	3-3	L	Jan. 24	Boston	2-5	L
Oct. 26	Quebec	2-4	L	Jan. 25	Quebec	2-4	L
Oct. 28	Calgary	6-2	W	Jan. 27	Quebec	3-2	W
Oct. 31	Philadelphia	9-6	W	Jan. 30	Philadelphia	6-2	W
Nov. 2	Harford	4-1	W	Feb. 2	Boston	6-1	W
Nov. 7	Minnesota	2-3	L	Feb. 3	Philadelphia	6-1	W
Nov. 9	Los Angeles	2-3	L	Feb. 6	Minnesota	3-1	W
Nov. 11	Winnipeg	2-3	L	Feb. 9	Calgary	6-1	W
Nov. 14	Roscoe	4-2	W	Feb. 15	Montreal	4-4	T
Nov. 16	Washington	3-2	W	Feb. 16	Montreal	4-3	W
Nov. 17	Washington	2-3	L	Feb. 22	St. Louis	4-4	T
Nov. 21	NY Rangers	2-3	L	Feb. 24	Los Angeles	2-4	L
Nov. 23	Philadelphia	2-1	L	Feb. 26	New Jersey	1-1	W
Nov. 27	NY Islanders	3-6	L	Feb. 27	St. Louis	1-3	L
Nov. 28	Pittsburgh	2-2	T	Mar. 2	Washington	4-0	W
Nov. 30	Montreal	2-2	T	Mar. 3	NY Islanders	7-3	W
Dec. 1	Montreal	2-3	L	Mar. 5	Chicago	6-2	W
Dec. 5	Boston	3-1	W	Mar. 8	Chicago	7-2	W
Dec. 8	Quebec	4-4	T	Mar. 10	Los Angeles	4-4	L
Dec. 12	Harford	2-2	T	Mar. 13	Edmonton	4-4	T
Dec. 14	Detroit	4-4	T	Mar. 15	Edmonton	4-5	L
Dec. 16	Vancouver	2-2	T	Mar. 17	Vancouver	4-5	L
Dec. 19	Chicago	6-3	W	Mar. 20	Pittsburgh	3-1	W
Dec. 22	Quebec	1-3	L	Mar. 22	Boston	3-4	L
Dec. 26	Toronto	6-0	W	Mar. 26	Quebec	3-2	W
Dec. 28	Winnipeg	4-0	W	Mar. 30	Harford	2-1	W
Dec. 29	New Jersey	2-1	W	Mar. 31	Harford	2-1	W
Dec. 31	New Jersey	6-4	W	Apr. 2	Boston	3-5	L
Jan. 4	NY Islanders	7-3	W	Apr. 4	Toronto	5-2	W
Jan. 8	Harford	4-4	T	Apr. 7	Montreal	4-5	L

— overtime decision
— postponed from Jan. 22

1985-86 REGULAR SEASON SCORES (37-37-6, 5th place - Adams Division)

Oct. 10	Harford	4-5	W	Jan. 11	Toronto	9-7	T
Oct. 12	Minnesota	6-1	W	Jan. 11	Pittsburgh	3-7	L
Oct. 14	Montreal	6-0	W	Jan. 15	Chicago	2-4	L
Oct. 16	Washington	1-4	L	Jan. 17	Montreal	5-4	W
Oct. 18	Washington	2-2	T	Jan. 19	New Jersey	6-3	W
Oct. 19	Washington	2-2	T	Jan. 22	Winnipeg	6-3	W
Oct. 23	Montreal	4-5	L	Jan. 24	Chicago	3-3	T
Oct. 27	Minnesota	3-2	W	Jan. 27	Montreal	1-4	L
Oct. 30	Calgary	2-4	L	Jan. 29	Quebec	3-4	L
Nov. 1	Edmonton	2-0	W	Jan. 31	NY Rangers	3-5	L
Nov. 2	Vancouver	2-6	L	Feb. 2	Quebec	5-3	W
Nov. 6	Winnipeg	7-3	W	Feb. 6	Boston	9-6	W
Nov. 8	St. Louis	5-1	W	Feb. 8	Harford	4-2	W
Nov. 13	Calgary	6-4	W	Feb. 9	Edmonton	0-4	L
Nov. 16	Quebec	1-3	L	Feb. 12	Philadelphia	4-2	W
Nov. 17	Toronto	3-5	L	Feb. 14	Edmonton	3-7	L
Nov. 19	Harford	2-0	W	Feb. 16	Harford	5-1	W
Nov. 22	Minnesota	3-4	L	Feb. 23	Washington	4-1	W
Nov. 25	Detroit	1-4	L	Feb. 26	Pittsburgh	2-5	L
Nov. 29	Montreal	2-5	L	Feb. 28	Quebec	8-4	W
Nov. 30	Toronto	2-3	L	Mar. 1	Quebec	6-4	W
Dec. 4	St. Louis	6-3	L	Mar. 1	Philadelphia	6-4	W
Dec. 6	Boston	1-3	L	Mar. 5	Harford	2-6	L
Dec. 8	Quebec	3-7	L	Mar. 9	New Jersey	4-3	W
Dec. 13	Harford	4-6	L	Mar. 11	St. Louis	2-3	L
Dec. 15	Quebec	6-2	W	Mar. 12	Chicago	3-6	L
Dec. 17	NY Islanders	3-7	L	Mar. 15	Los Angeles	3-5	L
Dec. 18	Montreal	4-4	T	Mar. 18	Vancouver	4-3	W
Dec. 21	Boston	5-3	W	Mar. 23	Los Angeles	1-1	W
Dec. 26	NY Rangers	4-3	W	Mar. 27	Philadelphia	1-0	L
Dec. 29	NY Islanders	4-3	W	Mar. 29	Boston	1-2	L
Dec. 31	Boston	6-6	T	Mar. 30	Quebec	9-5	L
Jan. 4	Detroit	2-2	T	Apr. 1	Harford	4-2	W
Jan. 4	Boston	4-2	W	Apr. 4	Montreal	2-4	L
Jan. 5	Los Angeles	2-3	L	Apr. 5	Montreal	2-4	L

— overtime decision

1984-85 REGULAR SEASON SCORING

NO.	PLAYER	GP	G	A	PIS	+/-	PP	SH	GW	GT	SHOTS	PCT
1	Gil Perreault	78	30	53	83	+5	42	10	1	1	187	15.0
2	Phil Housley	76	20	35	69	+13	28	3	0	0	187	10.7
3	Dave Andreychuk	64	31	30	61	+2	64	0	6	2	167	18.2
4	Mike Foligno	77	27	29	56	+14	164	6	0	0	163	20.3
5	John Tucker	64	27	27	49	+6	21	11	0	0	167	16.2
6	Gilles Hamel	63	18	39	48	-1	36	5	3	4	158	11.4
7	Paul Cyr	72	22	24	46	-5	63	5	0	2	168	13.1
8	Sean McKenna	65	20	16	36	-6	41	2	0	0	108	18.5
9	Brent Peterson	74	12	21	33	+16	47	2	1	2	104	11.5
10	Clag Ramsey	79	12	21	33	+16	47	2	1	2	104	11.5
11	Mike Ramsey	79	8	22	30	+28	102	3	0	2	159	5.0
12	Phil Housley	73	16	15	31	+28	86	2	3	3	118	13.6
13	Mike Ramsey	79	8	22	30	+28	102	3	0	2	159	5.0
14	Bill Hajt	47	17	9	26	-2	26	5	0	5	62	27.4
15	Lindy Ruff	39	13	24	33	-3	45	2	0	0	71	18.0
16	Hanno Virta	51	1	23	24	-1	16	0	0	0	57	1.8
17	Dave Maloney	52	1	23	24	-1	16	0	0	0	57	1.8
18	Bill Hajt	37	3	14	17	-2	157	0	1	0	36	2.8
19	Larry Playfair	30	2	8	10	-7	33	1	0	0	53	9.4
20	Gilles Hamel	63	18	39	48	-1	36	5	3	4	158	11.4
21	Dave Maloney	52	1	23	24	-1	16	0	0	0	57	1.8
22	Adam Craigton	30	2	8	10	-7	33	1	0	0	29	10.9
23	Gilles Hamel	63	18	39	48	-1	36	5	3	4	158	11.4
24	Dave Fenoyes	11	3	6	9	+3	6	1	0	0	40	20.0
25	Dave Fenoyes	60	1	8	9	+7	27	0	0	1	30	3.3
26	Jerry Korb	25	2	4	6	-3	25	1	0	0	30	6.7
27	Timmy Judis	19	1	5	6	-5	13	0	0	0	28	3.6
28	Tom Barrasso	54	0	6	6	-6	41	0	0	0	22	13.6
29	Jim Wiermer	10	3	2	5	-5	4	2	0	0	12	16.7
30	Steve Patrick	14	2	2	4	-3	1	0	0	0	36	0
31	Jim Schuenfeldt	34	0	1	1	-28	0	0	0	0	10	10.0
32	Bob McSwain	8	5	0	2	+2	4	0	0	0	5	50.0
33	Mike Miller	1	0	1	1	-	0	0	0	0	1	0.0
34	Jacques Cloutier	1	0	1	1	-	0	0	0	0	1	0.0
35	Bob Sava	27	0	1	1	-	4	0	0	0	5	0
36	Claude Verret	3	0	0	0	-2	0	0	0	0	3	0
37	Reid Cloutier	4	0	0	0	-2	0	0	0	0	6	0

NO.	GOALTENDER	GP	MIN	AVG	W	L	T	EN	SO	GA	SA	PCT.	
28	Tom Barrasso	54	3248	2.86	25	18	10	3	4	5	144	887	88.8
30	Bob Sava	27	1564	3.22	13	10	3	1	0	84	351	85.5	
1	Jacques Cloutier	1	65	3.68	0	3	1	0	0	37	37	89.2	

1985-86 REGULAR SEASON SCORING

NO.	PLAYER	GP	G	A	PIS	+/-	PP	SH	GW	GT	SHOTS	PCT	
25	Dave Andreychuk	60	36	51	87	+3	61	12	0	0	225	16.0	
26	Mike Foligno	79	41	39	80	+25	168	-7	1	4	0	223	18.0
27	John Tucker	75	31	34	65	+0	39	8	0	3	146	21.0	
28	Phil Housley	79	25	47	62	-9	54	7	0	2	160	15.6	
29	Gil Perreault	72	27	31	51	+4	120	4	1	2	161	16.8	
30	Paul Cyr	71	20	31	51	+4	120	4	1	2	161	16.8	
31	Gilles Hamel	77	19	25	44	-27	61	4	3	4	151	13.2	
32	Lindy Ruff	54	20	12	32	+8	158	5	1	4	108	18.0	
33	Mike Ramsey	76	7	21	28	-1	117	1	0	1	154	4.5	
34	Hanno Virta	47	5	23	28	+2	16	1	0	0	61	8.2	
35	Gates Orlando	61	13	12	25	-7	29	1	2	1	70	18.6	
36	Ric Sotgiu	69	13	13	25	-7	29	1	2	1	70	18.6	
37	Steve Bykstra	65	4	21	25	+1	108	1	1	0	57	7.0	
38	Gates Orlando	30	10	11	21	+2	42	3	1	3	80	12.5	
39	Clag Ramsey	79	8	17	25	-7	29	1	2	1	65	12.2	
40	Lindy Ruff	50	6	14	20	-12	74	1	1	0	55	6.3	
41	Ken Priestley	34	11	6	17	+3	8	0	0	0	49	22.4	
42	Jim Kurm	20	9	7	16	-2	6	1	0	1	35	25.7	
43	Gil Perreault	41	2	11	13	+0	23	0	0	0	25	11.4	
44	Jim Kurm	52	4	7	11	-3	158	0	0	0	26	2.7	
45	Shawn Anderson	39	4	7	11	-3	158	0	0	0	26	2.7	
46	Hanno Virta	22	7	3	10	+5	0	1	0	0	46	8.3	
47	Mark Napier	15	5	5	10	-5	0	1	0	0	22	22.7	
48	Gates Orlando	27	2	8	10	-6	16	0	0	0	24	8.3	
49	Bob Legan	15	1	8	9	+6	82	0	0	0	25	1.8	
50	John Reekie	56	1	8	9	+6	82	0	0	0	19	50.0	
51	John Parker	29	1	8	9	+6	82	0	0	0	19	50.0	
52	Mike Hartman	77	3	3	6	+2	69	0	0	0	10	30.0	
53	Lee Ferguson	9	0	2	2	-2	8	0	0	0	5	0	
54	Don Lever	10	3	2	5	-3	4	3	0	1	8	37.5	
55	Uro Kropp	26	1	4	5	-9	23	0	0	0	34	2.9	
56	Paul Brygdes	15	2	2	4	+4	6	0	0	0	5	20.0	
57	Mark Napier	13	0	3	3	-2	0	0	0	0	8	25.0	
58	Mike Anderson	7	0	1	1	-	0	0	0	0	5		

YEAR BY YEAR RESULTS

1988-89 REGULAR SEASON SCORES (38-35-7, 3rd place - Adams Division)

Oct. 6	Montreal	3-2	W	Jan. 6	New Jersey	4-5	L
Oct. 8	Washington	2-6	L	Jan. 7	Toronto	6-1	W
Oct. 9	Philadelphia	3-4	L	Jan. 12	Chicago	6-5	W
Oct. 12	Pittsburgh	6-5	W	Jan. 14	Quebec	1-1	T
Oct. 14	Quebec	5-4	W	Jan. 15	Calgary	3-2	W
Oct. 16	Quebec	3-5	L	Jan. 18	Minnesota	3-2	W
Oct. 19	Toronto	2-4	L	Jan. 21	Boston	6-5	W
Oct. 21	Montreal	5-3	W	Jan. 22	Boston	6-4	W
Oct. 22	Montreal	3-4	L	Jan. 25	Detroit	6-3	W
Oct. 25	New Jersey	7-4	W	Jan. 27	Montreal	4-2	W
Oct. 29	Harford	1-7	L	Jan. 28	Montreal	1-2	L
Oct. 30	Boston	3-3	T	Jan. 31	Harford	5-3	W
Oct. 31	Boston	3-3	T	Feb. 2	St. Louis	3-7	L
Nov. 4	NY Rangers	6-4	W	Feb. 4	Los Angeles	3-5	L
Nov. 5	Edmonton	3-7	L	Feb. 9	Harford	2-5	L
Nov. 6	Calgary	0-9	L	Feb. 10	Vancouver	4-5	L
Nov. 9	Calgary	3-2	W	Feb. 12	St. Louis	5-2	W
Nov. 12	NY Islanders	3-0	W	Feb. 14	Montreal	3-3	W
Nov. 13	Edmonton	4-5	L	Feb. 15	New Jersey	5-3	W
Nov. 16	Chicago	2-3	L	Feb. 17	Pittsburgh	5-1	W
Nov. 19	Los Angeles	4-5	L	Feb. 19	Detroit	8-4	W
Nov. 22	Vancouver	2-4	L	Feb. 22	NY Islanders	7-5	W
Nov. 25	Chicago	5-4	W	Feb. 24	Winnipeg	4-5	W
Nov. 27	Philadelphia	6-2	W	Feb. 25	Harford	4-2	W
Nov. 30	Harford	1-6	L	Mar. 4	Los Angeles	4-5	L
Dec. 3	Montreal	2-3	L	Mar. 5	Quebec	2-8	L
Dec. 6	Harford	0-9	L	Mar. 6	NY Rangers	2-0	W
Dec. 8	Boston	4-2	W	Mar. 11	Boston	6-6	T
Dec. 11	Washington	4-6	L	Mar. 12	Boston	1-4	L
Dec. 14	Washington	2-4	L	Mar. 16	Harford	1-1	W
Dec. 15	Minnesota	2-2	T	Mar. 18	Minnesota	0-3	L
Dec. 19	Edmonton	5-2	W	Mar. 20	Winnipeg	4-1	W
Dec. 21	NY Rangers	5-2	W	Mar. 22	St. Louis	1-2	L
Dec. 23	Toronto	5-2	W	Mar. 24	Vancouver	5-2	W
Dec. 26	Boston	2-1	W	Mar. 25	Quebec	1-4	L
Dec. 28	Harford	4-1	W	Mar. 28	Harford	4-2	W
Dec. 30	Washington	3-5	L	Mar. 30	Montreal	2-4	L
Dec. 31	Philadelphia	2-3	L	Apr. 1	NY Islanders	4-3	W
Jan. 4	Harford	4-5	L	Apr. 2	Quebec	4-2	W

- overtime decision

1988-89 REGULAR SEASON SCORING

PLAYER	GP	G	A	PIS	+	-	PP	SH	GW	GT	SHOTS	PCT
77 Pierre Torgerson	60	34	54	80	3	26	19	0	5	0	182	18.7
6 Phil Housley	72	26	44	70	6	47	0	0	3	0	187	14.5
21 Christian Ruutu	67	14	46	70	3	38	5	0	0	0	149	9.4
25 Dave Andreychuk	56	28	24	52	1	40	7	0	3	0	145	19.3
17 Mike Foligno	75	21	40	72	11	11	1	0	0	0	144	16.8
8 Doug Rodger	7	40	47	9	52	6	0	1	0	1	134	5.2
33 Bobo Hogue	69	14	30	44	-4	120	1	2	0	0	114	12.3
7 John Tucker	60	13	31	44	-4	3	2	0	1	0	94	13.8
23 Ray Sheppard	67	22	21	43	-7	15	0	4	1	4	147	15.0
9 Scott Aniel	80	18	23	41	0	46	0	2	3	1	122	14.8
12 Rick Kohn	75	21	40	72	11	11	1	0	0	0	144	16.8
65 Mark Napier	67	11	28	33	0	2	1	0	0	0	92	12.0
29 Jeff Parise	59	9	18	32	0	32	0	2	0	0	78	11.5
19 Kevin Maguire	60	8	10	18	0	24	0	2	0	0	53	22.9
4 Uwe Krupp	70	5	13	18	0	55	0	1	0	0	51	9.8
10 Mike Hartman	70	8	17	8	3	31	0	0	0	0	91	8.8
28 Adam Cassington	24	7	10	17	-5	44	3	0	1	0	42	16.7
22 Lindsey Hull	63	6	11	17	-6	0	0	0	0	0	65	8.7
5 Mike Ranney	56	2	14	16	5	84	0	0	0	0	63	3.2
3 Calle Johansson	57	4	11	13	-7	33	0	0	1	0	53	3.8
37 Shana Anderson	33	2	10	12	3	18	2	0	0	0	26	7.7
16 Mike Donnelly	22	4	6	8	-1	10	0	0	0	0	25	16.0
3 Grant Leonard	13	1	5	6	1	8	0	0	1	0	25	4.0
55 Joe Restivo	35	1	5	6	1	8	0	0	0	0	14	7.1
31 Daren Puppa	37	0	4	4	-12	0	0	0	0	0	0	0.0
30 Tom Barasso	10	0	3	3	-	21	0	0	0	0	0	0.0
27 Larry Playfair	42	0	3	3	-10	110	0	0	0	0	6	0.0
56 Ken Priestley	15	2	0	2	-8	2	0	0	0	0	20	10.9
22 Scott McCallie	13	0	1	2	-1	0	0	0	0	0	11	0.0
32 Jim Lushon	0	0	0	0	0	0	0	0	0	0	0	0.0
1 Jacques Cloutier	36	0	2	2	-	6	0	0	0	0	0	0.0
26 Richie Dunn	4	0	1	1	-1	2	0	0	0	0	2	0.0
14 Mikael Andersson	14	0	1	1	-1	4	0	0	0	0	12	0.0
16 Bob Hakola	16	0	1	1	-1	0	0	0	0	0	9	0.0
20 Trent Gasa	1	0	0	0	0	0	0	0	0	0	5	0.0
33 Mark Ferrer	2	0	0	0	-2	0	0	0	0	0	0	0.0
34 Daren Eliot	2	0	0	0	-2	0	0	0	0	0	0	0.0
24 Darin Shanen	3	0	0	0	-2	0	0	0	0	0	0	0.0
24 Steve Smith	3	0	0	0	-2	0	0	0	0	0	2	0.0
35 Darcy Wakulak	6	0	0	0	-	0	0	0	0	0	0	0.0
30 Clint Malachuk	7	0	0	0	-2	0	0	0	0	0	0	0.0
44 Brad Miller	7	0	0	0	-1	6	0	0	0	0	0	0.0

NO.	GOALTENDER	GP	MIN	AVG	W	L	T	EN	SO	GA	SA	PCT.
30	Clint Malachuk	37	326	2.39	3	1	1	1	13	142	908	20.0
31	Daren Puppa	37	190	3.36	17	10	6	1	1	107	991	8.99
1	Jacques Cloutier	6	176	3.65	3	14	0	1	0	108	877	8.74
35	Darcy Wakulak	6	274	4.21	2	3	0	1	0	15	300	8.31
30	Tom Barasso	10	545	3.93	2	7	0	1	0	45	385	8.02
34	Daren Eliot	2	67	6.27	0	0	0	0	0	7	43	8.37

1989-90 REGULAR SEASON SCORES (45-27-8, 2nd place - Adams Division)

Oct. 5	Quebec	4-3	W	Jan. 2	New Jersey	3-5	L
Oct. 7	Montreal	1-5	L	Oct. 6	Montreal	3-6	L
Oct. 8	Minnesota	2-2	T	Oct. 11	Toronto	1-1	T
Oct. 11	Toronto	1-1	T	Oct. 13	Harford	4-1	W
Oct. 15	Harford	2-6	L	Oct. 14	Detroit	2-6	L
Oct. 18	Harford	4-2	W	Oct. 17	Harford	1-2	L
Oct. 20	Montreal	6-2	W	Oct. 20	Montreal	4-2	W
Oct. 21	Pittsburgh	4-2	W	Oct. 21	Pittsburgh	4-2	W
Oct. 25	Minnesota	2-4	L	Oct. 27	Minnesota	6-5	W
Oct. 27	Montreal	2-5	L	Oct. 28	Boston	4-3	W
Oct. 29	Boston	4-3	W	Nov. 2	Montreal	4-3	W
Nov. 2	Montreal	4-3	W	Nov. 4	Boston	3-3	T
Nov. 4	Boston	3-3	T	Nov. 5	Los Angeles	5-3	W
Nov. 5	Los Angeles	5-3	W	Nov. 6	Harford	6-5	W
Nov. 6	Harford	6-5	W	Nov. 7	Vancouver	4-2	W
Nov. 7	Vancouver	4-2	W	Nov. 8	Edmonton	6-5	W
Nov. 8	Edmonton	6-5	W	Nov. 10	Harford	4-4	T
Nov. 10	Harford	4-4	T	Nov. 16	Calgary	5-3	W
Nov. 16	Calgary	5-3	W	Nov. 17	Pittsburgh	5-1	W
Nov. 17	Pittsburgh	5-1	W	Nov. 19	Vancouver	2-2	T
Nov. 19	Vancouver	2-2	T	Nov. 22	NY Rangers	4-1	W
Nov. 22	NY Rangers	4-1	W	Nov. 25	Chicago	3-2	W
Nov. 25	Chicago	3-2	W	Nov. 26	Harford	4-2	W
Nov. 26	Harford	4-2	W	Nov. 28	Harford	4-2	W
Nov. 28	Harford	4-2	W	Nov. 30	Boston	1-5	L
Nov. 30	Boston	1-5	L	Dec. 1	New Jersey	6-4	W
Dec. 1	New Jersey	6-4	W	Dec. 3	St. Louis	4-3	L
Dec. 3	St. Louis	4-3	L	Dec. 5	NY Islanders	0-3	L
Dec. 5	NY Islanders	0-3	L	Dec. 7	Philadelphia	3-4	L
Dec. 7	Philadelphia	3-4	L	Dec. 10	Washington	4-3	W
Dec. 10	Washington	4-3	W	Dec. 13	Boston	2-4	L
Dec. 13	Boston	2-4	L	Dec. 16	Boston	3-1	W
Dec. 16	Boston	3-1	W	Dec. 17	Philadelphia	4-3	W
Dec. 17	Philadelphia	4-3	W	Dec. 20	NY Rangers	2-2	T
Dec. 20	NY Rangers	2-2	T	Dec. 21	Montreal	2-2	T
Dec. 21	Montreal	2-2	T	Dec. 23	Quebec	6-5	W
Dec. 23	Quebec	6-5	W	Dec. 26	Detroit	6-5	W
Dec. 26	Detroit	6-5	W	Dec. 29	Boston	3-4	L
Dec. 29	Boston	3-4	L	Dec. 31	NY Islanders	2-4	L
Dec. 31	NY Islanders	2-4	L	Apr. 1	Quebec	5-2	W

- overtime decision

1989-90 REGULAR SEASON SCORING

PLAYER	GP	G	A	PIS	+	-	PP	SH	GW	GT	SHOTS	PCT
77 Pierre Torgerson	60	40	66	106	29	17	1	0	1	0	193	20.7
25 Dave Andreychuk	73	40	62	82	6	32	18	0	3	0	206	19.4
6 Phil Housley	80	21	61	11	32	8	1	4	0	0	201	10.4
21 Christian Ruutu	75	19	41	60	9	66	4	1	2	1	160	11.9
17 Mike Foligno	73	19	48	8	6	4	0	0	0	0	185	14.9
8 Doug Rodger	71	12	36	48	0	64	0	0	0	0	167	7.2
33 Bobo Hogue	65	15	28	40	8	16	4	0	2	1	130	11.5
7 John Tucker	61	15	25	43	9	3	0	0	1	1	107	14.0
9 Scott Aniel	79	18	34	32	4	77	1	1	4	0	123	14.6
12 Rick Kohn	80	14	30	30	4	4	1	2	2	0	120	11.7
65 Mark Napier	78	4	21	29	2	5	0	1	2	0	91	4.4
29 Jeff Parise	74	3	20	23	15	15	0	1	1	0	69	4.3
19 Kevin Maguire	60	11	20	21	-10	21	2	0	3	0	97	11.3
4 Uwe Krupp	59	3	16	19	4	129	0	0	1	0	76	3.9
10 Mike Hartman	1	0	1	1	0	0	0	0	0	0	0	0.0
24 Jay Wells (w/Br) (w/Br)	1	0	1	1	0	0	0	0	0	0	0	0.0
33 Bobo Hogue	3	17	20	5	129	0	0	1	0	0	76	3.9
12 Rick Kohn	45	11	7	18	0	79	1	0	1	0	73	15.1
19 Kevin Maguire	61	6	9	15	-3	153	0	0	0	0	82	8.7
3 Grant Leonard	37	2	13	15	2	37	0	0	1	0	91	2.2
56 Ken												

YEAR BY YEAR RESULTS

1992-93 REGULAR SEASON SCORES

(38-36-10, 4th place - Adams Division)

Date	Opponent	Score	Result	Date	Opponent	Score	Result
Oct. 8	Quebec	4-5	L	Jan. 12	Boston	2-5	L
Oct. 10	Hartford	5-2	W	Jan. 15	Vancouver	1-4	L
Oct. 11	Montreal	8-2	W	Jan. 17	Edmonton	2-3*	L
Oct. 13	Pittsburgh	5-6	L	Jan. 19	Calgary	3-2*	W
Oct. 16	Tampa Bay	5-4*	W	Jan. 22	Quebec	6-2	W
Oct. 17	Washington	4-6	L	Jan. 23	Quebec	3-4	L
Oct. 21	Chicago	4-1	W	Jan. 26	Philadelphia	4-3*	W
Oct. 23	San Jose	5-4	W	Jan. 27	Washington	4-3	W
Oct. 28	Toronto	4-4	T	Jan. 29	NY Rangers	6-4	W
Oct. 30	Ottawa	12-3	W	Jan. 31	Edmonton	4-5	L
Oct. 31	Ottawa	2-2	T	Feb. 3	Hartford	5-2	W
Nov. 2	NY Rangers	6-7	L	Feb. 8	Ottawa	2-4	L
Nov. 5	San Jose	5-7	L	Feb. 10	Winnipeg	6-2	W
Nov. 7	Los Angeles	2-5	L	Feb. 12	Vancouver	1-3	L
Nov. 11	Boston	7-2	W	Feb. 14	Pittsburgh	7-4	W
Nov. 13	Hartford	8-2	W	Feb. 17	Hartford	5-3	W
Nov. 14	NY Islanders	5-7	L	Feb. 19	New Jersey	3-3	T
Nov. 17	Pittsburgh	2-4	L	Feb. 24	Detroit	10-7	W
Nov. 18	New Jersey	2-3	L	Feb. 26	Montreal	4-6	L
Nov. 21	Minnesota	3-4	L	Feb. 27	Montreal	4-8	L
Nov. 22	Philadelphia	4-4	T	Mar. 1	Vancouver	2-5	L
Nov. 25	Quebec	1-1	T	Mar. 3	NY Rangers	2-2	T
Nov. 27	Ottawa	4-1	W	Mar. 5	Hartford	2-4	L
Nov. 29	Ottawa	5-2	W	Mar. 7	Winnipeg	2-1	W
Nov. 30	Montreal	8-3	L	Mar. 10	Quebec	7-4	W
Dec. 4	NY Islanders	5-5	T	Mar. 13	Hartford	3-3	T
Dec. 6	New Jersey	3-7	L	Mar. 15	Los Angeles	2-4	L
Dec. 7	Quebec	3-4	L	Mar. 16	St. Louis	2-2	T
Dec. 9	Boston	5-2	W	Mar. 20	Tampa Bay	3-1	W
Dec. 11	Hartford	9-3	W	Mar. 22	Montreal	8-3	W
Dec. 12	Hartford	1-1	T	Mar. 24	Boston	0-2	L
Dec. 15	Boston	3-2	W	Mar. 25	Chicago	6-4	W
Dec. 19	Montreal	2-4	L	Mar. 28	Ottawa	3-1	W
Dec. 20	Toronto	4-4	W	Mar. 30	Washington	1-4	L
Dec. 23	Washington	5-1	W	Mar. 31	New Jersey	5-2	W
Dec. 27	Pittsburgh	7-4	L	Apr. 3	Boston	2-3	L
Dec. 31	NY Rangers	11-6	W	Apr. 4	Boston	0-3	L
Jan. 2	Ottawa	12-7	W	Apr. 6	Minnesota	1-3	L
Jan. 3	St. Louis	6-5	W	Apr. 10	Detroit	5-6	L
Jan. 6	Hartford	3-1	W	Apr. 11	Quebec	1-3	L
Jan. 8	NY Islanders	6-5	W	Apr. 13	Montreal	2-3*	L
Jan. 10	Calgary	5-3	W	Apr. 15	Philadelphia	4-7	L

* - overtime decision

** - postponed from Mar. 14

† - game played at Hamilton, ONT

1992-93 REGULAR SEASON SCORING

PLAYER	GP	G	A	PTS	+/-	PIM	PP	PF	SH	GW	ST	SHOTS	PCT
16 Paul Lafontaine	84	53	148	111	23	53	29	2	7	1	0	286	17.3
19 Alexander Mogilyny	77	35	81	70	49	49	7	0	2	11	0	240	21.1
18 Bob Hawthorn	76	31	96	61	38	38	9	0	0	0	0	240	9.2
25 Dave Andrejczuk	52	29	32	57	8	48	20	0	0	0	0	177	17.0
8 Doug Bodger	81	9	45	54	14	2	87	5	6	0	0	154	5.8
10 Bob Snarey	80	21	26	47	2	119	3	3	2	0	0	129	17.5
19 Randy Wood	32	18	25	43	6	27	0	0	0	0	0	82	21.6
13 Yan Kowalyuk	68	20	19	39	6	28	0	0	0	0	0	122	16.4
17 Wayne Presley	79	19	17	37	5	95	0	0	1	2	0	97	15.5
42 Richard Gosselin	80	4	27	31	9	55	0	0	1	0	0	82	4.9
27 Brad May	82	13	13	26	3	242	0	0	0	0	0	114	11.4
7 Petr Svoboda	40	2	24	7	3	59	1	0	0	0	0	61	3.3
14 Ken Sullov	63	8	14	22	3	30	1	0	0	0	0	77	10.4
14 David Hanson	55	5	15	20	8	43	0	0	0	0	0	43	11.6
28 Donald Audette	44	12	7	19	-8	51	2	0	0	0	0	92	13.0
12 Bob Emey (PTI)	8	1	3	4	2	4	0	0	0	0	0	9	11.1
3 Grant Ledyard	50	2	14	16	-2	45	1	0	0	0	0	79	2.5
30 Goad (Donnelly)	50	8	11	19	3	221	0	0	0	0	0	68	8.7
29 Bob Coulam	68	2	8	10	-3	38	0	0	0	0	0	27	7.4
5 Ake Ramsay	33	3	6	10	4	20	0	0	0	0	0	24	12.5
4 Randy Holtz	35	3	6	9	4	4	0	0	0	0	0	27	8.0
23 Bill Hults	35	3	5	8	0	83	0	0	0	0	0	25	13.3
17 Colin Patterson	36	4	2	6	-2	22	0	0	0	0	0	26	7.7
8 Keith Carney	30	2	4	4	3	55	0	0	0	0	0	25	8.0
32 Bob Roy	18	0	4	4	1	14	0	0	0	0	0	28	0.0
4 Philippe Boches	18	0	1	1	1	14	0	0	0	0	0	8	0.0
21 Scott Thomas	7	1	1	2	1	15	0	0	0	0	0	4	25.0
10 Matthew Beocchi	2	1	0	2	2	10	1	0	0	0	0	1	100.0
10 Doug Macdonald	2	1	0	1	0	2	0	0	0	0	0	0	0.0
15 Greg Brown	1	1	1	1	-5	6	0	0	0	0	0	10	0.0
14 Darren Pugga	24	0	1	1	1	0	0	0	0	0	0	0	0.0
11 Ken Draper	14	0	1	1	1	0	0	0	0	0	0	0	0.0
12 Peter Cianaglia	0	0	0	0	0	0	0	0	0	0	0	0	0.0
38 Dominik Hasek	28	0	0	0	0	0	0	0	0	0	0	0	0.0
39 Grant Fuhr (TDI)	29	0	0	0	0	0	0	0	0	0	0	0	0.0
31 (RUS)	29	0	0	0	0	0	0	0	0	0	0	0	0.0
31 (TDI)	58	0	0	0	0	0	0	0	0	0	0	0	0.0

NO.	GOALKEEPER	GP	MIN	AVG	W	L	T	EN	SO	GA	SA	PCT.
28	Dominik Hasek	28	1429	3.15	11	19	4	1	0	75	720	87.6
31	Darren Pugga	24	1305	3.58	11	5	4	0	0	76	706	88.0
35	Tom Draper	11	654	3.39	5	6	0	0	0	41	344	88.1
31	Grant Fuhr	28	1647	4.7	11	11	2	5	0	88	403	89.0
	Team Totals	84	5104	3.49	38	38	10	0	0	297	2578	88.9

* - rookie

ALL-STAR BREAK RECORDS

Season	W-L-T Before All-Star Game	W-L-T After All-Star Game	Final Record
1970-71	10-25-8	14-14-7	24-39-15
1971-72	10-27-11	6-16-8	16-43-19
1972-73	25-17-7	37-27-14	37-27-14
1973-74	22-21-5	10-13-7	32-34-12
1974-75	29-9-7	20-7-8	49-16-15
1975-76	26-13-5	20-8-8	46-21-13
1976-77	28-15-4	20-9-4	48-24-8
1977-78	25-9-11	19-10-6	44-19-17
1978-79	All-Star Game replaced by Challenge Cup Series		
1979-80	33-15-6	14-2-10	47-17-16
1980-81	27-10-17	12-10-4	39-20-21
1981-82	29-17-9	10-9-6	39-26-15
1982-83	25-18-11	13-11-2	38-29-13
1983-84	33-13-6	15-12-1	48-25-7
1984-85	27-15-12	11-13-2	38-28-14
1985-86	24-23-5	13-14-1	37-37-6
1986-87	All-Star Game replaced by Rendez-Vous 87		
1987-88	25-22-9	12-10-2	37-32-11
1988-89	24-24-6	14-11-1	38-35-7
1989-90	25-16-6	20-11-2	45-27-8
1990-91	19-17-10	12-13-9	31-30-19
1991-92	16-21-8	15-16-4	31-37-12
1992-93	27-20-6	11-16-4	38-36-10
1993-94	21-20-5	22-12-4	43-32-9

MAJOR TRANSACTIONS - 1970-94

Date	Transaction
6-9-70	Selected Kevin O'Shea, Cliff Schmutz, Brian McDonald and Bill Ingalls in the Inter-League Draft.
6-9-70	Claimed Joe Daley on waivers from Pittsburgh.
6-10-70	Selected Tom Webster, Al Hamilton, Don Marshall, Tracy Pratt, Jim Watson, Francois Lacombe, Phil Goyette, Reg Fleming, Mike McMahon, Skip Krake, Jean-Guy Lagace, Craig Cameron, Chris Evans, Doug Barrie, Gerry Meehan, Paul Terbenche, Brian Perry, Howie Menard, Rocky Farr and Gary Edwards in the NHL Expansion Draft.
6-10-70	Traded Tom Webster to Detroit for Roger Crozier.
6-10-70	Purchased Ted Hodgson from the N.Y. Rangers.
9-2-70	Purchased Floyd Smith and Brent Imlach from Toronto.
10-2-70	Traded Craig Cameron to St. Louis for Ron Anderson.
10-9-70	Purchased Dave Dryden from Pittsburgh.
10-19-70	Purchased Bill Sutherland from Philadelphia.
10-19-70	Traded Bill Sutherland to St. Louis for future considerations.
11-2-70	Claimed Steve Atkinson on waivers from Boston.
11-2-70	Claimed Paul Andrea on waivers from California.
11-3-70	Claimed Bob Baun on waivers from Detroit.
11-4-70	Traded Bob Baun to St. Louis for Jean-Guy Talbot and Larry Keenan.
11-25-70	Traded Mike McMahon to Los Angeles for Eddie Shack and Dick Duff.
12-28-70	Lost Cliff Schmutz on waivers to Philadelphia.
1-24-71	Traded Jean-Guy Lagace to Pittsburgh for Jerry Ball.
5-25-71	Traded Joe Daley to Detroit for Don Luce and Mike Robitaille.
6-6-71	Selected Danny Lawson from Minnesota, Rod Zaine from Pittsburgh, Rene Robert and Ken Murray from Toronto, Ray McKay from Chicago, Tom Miller from Detroit and Hugh Harris from Montreal and lost Don Marshall to Toronto, Gary Edwards to Los Angeles and Rene Robert to Pittsburgh in Intra-League Draft.
11-16-71	Traded Larry Keenan to Philadelphia for Larry Mickey.
12-16-71	Traded Doug Barrie and Mike Keeler to Los Angeles for Mike Byers and Larry Hillman.
1-14-72	Traded a second round draft choice in 1972 (Larry Sacharuk) to the New York Rangers for Jim Lorentz.
3-3-72	Lost Kevin O'Shea on waivers to St. Louis.
3-4-72	Traded Eddie Shack to Pittsburgh for Rene Robert.
3-5-72	Traded Chris Evans to St. Louis for George Morrison and a second round draft choice in 1972 (Larry Carriere).
3-5-72	Sold Phil Goyette to the N.Y. Rangers.
6-5-72	Acquired Tim Horton from Pittsburgh in Intra-League Draft.
6-6-72	Lost Tom Miller and Ken Murray to the N.Y. Islanders and Rod Zaine to Atlanta in the Expansion Draft.
6-18-72	Purchased Rod Busniuk from Montreal.
2-14-73	Traded Butch Deadmarsh to Atlanta for Norm Gratton.
6-12-73	Lost Ray McKay to California and acquired Joe Norris from St. Louis in the Intra-League Draft.
6-14-73	Traded Jake Rathwell to St. Louis for Paul Curtis.
12-27-73	Traded Tracy Pratt and John Gould to Vancouver for Jerry Korab.
1-21-74	Traded Paul Curtis to the N.Y. Rangers for Real Lemieux.
3-10-74	Traded Doug Rombough to the N.Y. Islanders for Brian Spencer.
6-10-74	Lost Ron Busniuk to Detroit in Intra-League Draft.
6-12-74	Lost Paul Terbenche to Kansas City and Steve Atkinson and Randy Wyrozub to Washington in the Expansion Draft.
10-14-74	Traded Gerry Meehan and Mike Robitaille to Vancouver for Jocelyn Guevremont and Bryan McSheffrey.
1-27-75	Traded Norm Gratton and a third round draft choice in 1976 (Ron Zanuski) to Minnesota for Fred Stanfield.
3-3-75	Traded the rights to Garry Lariviere to the N.Y. Islanders for the rights to Gerry Desjardins.
10-1-75	Sold Rocky Farr to Kansas City.
10-1-75	Traded Larry Carriere, a first round draft choice in 1976 (Greg Carroll) and cash to Atlanta for Jacques Richard.
6-11-76	Traded the rights to free agent Peter McNab to Boston for the rights to free agent Andre Savard.
3-3-77	Sold Roger Crozier to Washington.
9-20-77	Traded Brian Spencer to Pittsburgh for Ron Schock.
2-6-79	Traded Gary McAdam to Pittsburgh for Dave Schultz.
3-12-79	Traded Jocelyn Guevremont to the N.Y. Rangers for a third round draft choice in 1979 (Jacques Cloutier) and a third round draft choice in 1980 (Sean McKenna).

MAJOR TRANSACTIONS - 1970-94

Date	Transaction
6-13-79	Lost Lee Fogolin and Ron Areshenkoff to Edmonton, Terry Martin to Quebec and Dave Given to Hartford in the Expansion Draft.
10-5-79	Traded Rene Robert to Colorado for John Van Boxmeer.
11-13-79	Traded Alex Tidey to Edmonton for John Gould.
3-10-80	Traded Jerry Korab to Los Angeles for a first round draft choice in 1982 (Phil Housley).
10-30-80	Traded Bill Stewart to St. Louis for Bob Hess and a fourth round draft choice in 1981 (Anders Wickenberg).
1-12-81	Lost Rick Dudley on waivers to Winnipeg.
3-10-81	Traded Rick Martin to Los Angeles for a third round draft choice in 1981 (Colin Chisholm) and a first round draft choice in 1983 (Tom Barrasso).
3-10-81	Traded Don Luce to Los Angeles for a sixth round draft choice in 1982 (Jeff Parker) and cash.
10-5-81	Acquired Yvon Lambert from Montreal and lost Rob McClanahan to Hartford in Waiver Draft.
12-2-81	Traded Jim Schoenfeld, Danny Gare and Derek Smith to Detroit for Mike Foligno, Dale McCourt and Brent Peterson.
12-2-81	Traded Bob Sauve to Detroit for a conditional first round draft choice (Sauve was returned to the Sabres after the 1981-82 season).
2-8-82	Acquired Paul Harrison on waivers from Pittsburgh.
6-9-82	Traded Alan Haworth and a third round draft choice in 1982 (Milan Novy) to Washington for a second round draft choice (Mike Anderson) and a fourth round draft choice (Timo Jutila) in 1982.
6-9-82	Traded Don Edwards, Richie Dunn, a second round draft choice in 1982 (Rich Kromm) and a first round draft choice in 1983 (Dan Quinn) to Calgary for a first round draft choice (Paul Cyr) and second round draft choice (Jens Johansson) in 1982 and a first round draft choice (Norm Lacombe) and a second round draft choice in 1983 (John Tucker).
6-9-82	Traded a 12th round draft choice in 1982 (Marco Callas) to Washington for a 12th round draft choice in 1983 (Kermit Salfi).
6-6-83	Traded Tony McKegney, Andre Savard, J.F. Sauve and a third round draft choice in 1983 (Iiro Jarvi) to Quebec for Real Cloutier and a first round draft choice in 1983 (Adam Creighton).
10-3-83	Lost John Van Boxmeer to Quebec in the Waiver Draft.
12-6-84	Traded Steve Patrick and Jim Wiener to the N.Y. Rangers for Dave Maloney and Chris Renaud.
9-9-85	Purchased Don Lever from New Jersey.
10-4-85	Traded Randy Cunneyworth and Mike Moller to Pittsburgh for Pat Hughes.
10-7-85	Lost Brent Peterson to Vancouver in the Waiver Draft.
10-15-85	Traded Bob Sauve to Chicago for a third round draft choice in 1985 (Kevin Kerr).
1-30-86	Traded Larry Playfair, Sean McKenna and Ken Baumgartner to Los Angeles for Brian Engblom and Doug Smith.
3-11-86	Traded a 12th round draft choice in 1986 (Doug Kirton) to New Jersey for Phil Russell.
4-22-86	Traded a third round draft choice in 1987 (Ross Wilson) to Los Angeles for an eighth round draft choice in 1987 (Tim Roberts) and future considerations.
6-21-86	Traded Gilles Hamel to Winnipeg for Scott Arniel.
10-3-86	Traded Brian Engblom to Calgary for Jim Korn.
10-6-86	Acquired Clark Gillies from the N.Y. Islanders and Will Paiement from the N.Y. Rangers while losing Pat Hughes to St. Louis and Mal Davis to Los Angeles in the Waiver Draft.
10-7-86	Traded Ric Seiling to Detroit for future considerations.
11-19-86	Traded a second round draft choice in 1988 (Martin St. Amour) to Montreal for Tom Kurvers.
3-6-87	Traded Norm Lacombe, the professional rights to Wayne Van Dorp and a fourth round draft choice in 1987 (Peter Eriksson) to Edmonton for Mark Napier, Lee Fogolin and a fourth round draft choice in 1987 (John Bradley).
5-22-87	Traded Jim Korn to New Jersey for Jan Ludvig.
6-13-87	Traded Tom Kurvers to New Jersey for a third round draft choice in 1987 (Andrew MacVicar) and a 10th round draft choice in 1989 (Mark Astley).
10-5-87	Acquired Ed Hospodar from Philadelphia and Kevin Maguire from Toronto and lost Dave Fenyyes to Philadelphia in the Waiver Draft.
10-13-87	Traded Andy Ristau to Minnesota for a sixth round draft choice in 1988 (David Di Vita).
12-31-87	Traded Paul Cyr and a 10th round draft choice in 1988 (Eric Fenton) to the N.Y. Rangers for Mike Donnelly and a fifth round draft choice in 1988 (Alexander Mogilny).
2-11-88	Traded Steve Dykstra and a seventh round draft choice in 1988 (Davis Payne) to Edmonton for Scott Metcalfe and a ninth round draft choice in 1989 (Donald Audette).
10-3-88	Acquired Steve Smith from Calgary and lost Doug Smith to Edmonton and Jim Hofford to Los Angeles in the Waiver Draft.
10-3-88	Acquired Wayne Van Dorp from Pittsburgh for a seventh round draft choice in 1990 (Pat Neaton).

MAJOR TRANSACTIONS - 1970-94

Date	Transaction
10-21-88	Traded Bob Logan and a ninth round draft choice in 1989 (Jim Giacini) to Los Angeles for Larry Playfair.
11-12-88	Traded Tom Barrasso and a third round draft choice in 1990 (Joe Dziedzic) to Pittsburgh for Doug Bodger and Darrin Shannon.
12-26-88	Traded Adam Creighton and future considerations to Chicago for Rick Vaive and future considerations.
2-16-89	Traded Wayne Van Dorp to Chicago for a seventh round draft choice in 1990 (Viktor Gordiuk).
3-6-89	Traded Calle Johansson and a second round draft choice in 1989 (Byron Dafoe) to Washington for Clint Malarchuk, Grant Ledyard and a sixth round draft choice in 1991 (Brian Holzinger).
3-7-89	Traded Lindy Ruff to the N.Y. Rangers for a fifth round draft choice in 1990 (Richard Smehtik).
6-1-89	Traded Mark Ferner to Washington for Scott McCrory.
6-17-89	Traded Joe Reekie to the N.Y. Islanders for a sixth round draft choice in 1989 (Bill Pye).
9-29-89	Traded Jacques Cloutier and a sixth round draft choice in 1990 (Derek Edgerly) to Chicago for Steve Ludzik and a fifth round draft choice in 1990 (Todd Bojcun).
10-2-89	Lost Mikael Andersson to Hartford in the Waiver Draft.
10-4-89	Traded a fourth round draft choice in 1991 (Keith Redmond) to Los Angeles for Dean Kennedy.
11-24-89	Traded Bob Halkidis and future considerations to Los Angeles for Dale DeGray and future considerations.
1-5-90	Traded John Tucker to Washington for future considerations.
3-5-90	Traded Kevin Maguire and a second round draft choice in 1990 (Mikael Renberg) to Philadelphia for Jay Wells and a fourth round draft choice in 1991 (Peter Ambrozjak).
6-16-90	Traded Phil Housley, Scott Arniel, Jeff Parker and a first round draft choice in 1990 (Keith Tkachuk) to Winnipeg for Dale Hawerchuk and a first round draft choice in 1990 (Brad May).
7-3-90	Purchased John Tucker from the Washington Capitals.
7-9-90	Traded Ray Sheppard to the N.Y. Rangers for cash and future considerations.
9-30-90	Traded Mike Donnelly to Los Angeles for Mikko Makala. Traded Shawn Anderson to Washington for Bill Houlder.
12-17-90	Traded Mike Foligno and an eighth round draft choice in 1991 (Thomas Kucharcik) to Toronto for Lou Franceschetti and Brian Curran.
1-21-91	Traded John Tucker to the N.Y. Islanders for future considerations.
3-5-91	Traded the rights to Ken Priestley to Pittsburgh for Tony Tantl. Acquired Steve Weeks from Vancouver for future considerations.
5-26-91	Traded Darcy Wakaluk to Minnesota for an eighth round draft choice in 1991 (Jiri Kuntos).
5-30-91	Lost Greg Paslawski to San Jose in the expansion draft.
6-22-91	Acquired Tom Draper from Winnipeg for future considerations.
10-11-91	Traded Darrin Shannon, Dean Kennedy and Mike Hartman to Winnipeg for Dave McLlwain, Gord Donnelly and future considerations.
10-24-91	Acquired Colin Patterson from Calgary for future considerations.
10-25-91	Traded Pierre Turgeon, Uwe Krupp, Dave McLlwain and Benoit Hogue to the N.Y. Islanders for Pat LaFontaine, Randy Wood and Randy Hillier.
3-9-92	Traded Dave Snuggerud to San Jose for Wayne Presley. Traded Jay Wells to the N.Y. Rangers for Randy Moller.
3-10-92	Traded Kevin Haller to Montreal for Petr Syboda. Acquired Dave Hanson from Toronto for a sixth round draft choice (Chris Derulter) in 1992.
6-15-92	Traded Christian Ruutu and future considerations to Winnipeg for Stephane Beauregard.
6-18-92	Lost Darcy Loewen and Brad Miller to Ottawa in the expansion draft.
8-7-92	Traded Stephane Beauregard and future considerations to Chicago for Dominik Hasek.
2-3-93	Traded Dave Andreychuk, Daren Puppa, and the team's first round draft choice in 1993 (Kenny Jonsson) to Toronto for Grant Fuhr and the option on the Maple Leafs' fifth round pick in the 1995 Entry Draft or their sixth round choice in 1994.
3-22-93	Traded Mike Ramsey to the Pittsburgh Penguins for Bob Errey.
6-24-93	Lost Bill Houlder and Bob Corkum to Anaheim in the expansion draft.
9-1-93	Traded Jozef Cierny and a future draft choice to Edmonton for Craig Simpson.
9-30-93	Traded Tom Draper to the New York Islanders for future considerations (Steve Plouffe, 7th round choice, 1994 Entry Draft).
10-27-93	Traded Keith Carney and a future draft choice to Chicago for Craig Muni.
12-15-93	Traded Gord Donnelly to the Dallas Stars for James Black and a conditional draft choice in 1994 (Steve Webb).
7-8-94	Acquired Kevin McClelland from the Winnipeg Jets in exchange for future considerations.
7-26-94	Traded Sean O'Donnell to the Los Angeles Kings for Doug Houda.

ALL-TIME UNIFORM NUMBERS

- 1 David Littman, Jacques Cloutier, Don Edwards, Roger Crozier.
- 2 Tim Horton, Jim Watson.
- 3 Grant Ledyard, Calle Johansson, Jim Hofford, Richie Dunn, Hannu Virta, Bill Stewart, Paul McIntosh, Jocelyn Guevremont, Mike Robitaille, Paul Terbenche, Tracy Pratt.
- 4 Philippe Boucher, Uwe Krupp, Steve Dykstra, Jim Korn, Jerry Korab, Timo Jutila, Mark Renaud, John Van Boxmeer, Tracy Pratt, Mike McMahon.
- 5 Craig Muni, Mike Ramsey, John Van Boxmeer, Lee Fogolin, Larry Carriere, Larry Hillman, Doug Barrie.
- 6 Keith Carney, Phil Housley, Ron Fischer, Jim Schoenfeld, Al Hamilton.
- 7 Petr Svoboda, Kevin Haller, John Tucker, Mike Donnelly, Dale McCourt, Randy Cunneyworth, Rick Martin, Rene Robert, Cliff Schmutz.
- 8 Doug Bodger, Jim Jackson, Paul Cyr, Richard Hajdu, Don Lever, Dave Fenyves, Bob Mongrain, Real Cloutier, Tony McKeegney, Jim Lorenz, Rick Martin, Dick Duff, Butch Deadmarsh, Bill Inglis.
- 9 Viktor Gordiounk, Greg Brown, Scott Arniel, Gilles Hamel, Mike Moller, J.F. Sauve, Rick Dudley, Jacques Richard, Norm Gratton, Rick Martin, Butch Deadmarsh, Dany Lawson, Reggie Fleming.
- 10 Dale Hawerchuk, Craig Ramsay, Phil Goyette.
- 11 Gil Perreault.
- 12 Bob Errey, Peter Ciavaglia, Greg Paslawski, Scott Metcalfe, Rick Vaive, Ken Priestlay, Jody Gage, Sean McKenna, Andre Savard, Gary McAdam, Larry Mickey, Mike Byers, Skip Krake.
- 13 Yuri Khmylev, Jim Schoenfeld.
- 14 Dave Hannan, Jody Gage, Steve Ludzik, Mikael Andersson, Mike Moller, Alan Haworth, Rene Robert, Norm Gratton, Don Luce, Rod Zaine, Randy Wyrozub.
- 15 Sergei Petrenko, Greg Brown, Randy Wood, Lou Franceschetti, Kevin Haller, Doug Smith, Chris Langevin, Adam Creighton, Geordie Robertson, Yvon Lambert, Rob McClanahan, Mike Boland, Gary McAdam, Michel Deziel, Bryan McSheffrey, Gerry Meehan.
- 16 Pat LaFontaine, Darrin Shannon, Mike Donnelly, Paul Brydges, Ric Seiling, Derek Smith, Peter McNab, Real Lemieux, Randy Wyrozub, Ron Anderson, Butch Deadmarsh.
- 17 Todd Simon, Colin Patterson, Mike Foligno, Gilles Hamel, John Gould, Rick Dudley, Derek Smith, Fred Stanfield, Bob Richer, Floyd Smith.
- 18 Wayne Presley, Dave Snuggerud, Bob Halkidis, Paul Cyr, Gilles Hamel, Danny Gare, Paul Terbenche, Kevin O'Shea.
- 19 Randy Wood, Tony Tanti, Bob Corkum, Kevin Maguire, Doug Trapp, Bob Halkidis, Jim Wiemer, Sean McKenna, Jeff Eatough, Randy Cunneyworth, Derek Smith, Alex Tidey, Morris Titanic, Fred Stanfield, Steve Atkinson, Francois Lacombe, Brian Perry.
- 20 Bob Sweeney, Dave McLlwain, Mike Hartman, Don Lever, Brent Peterson, Kai Suikkanen, Don Luce, Dick Duff, Brian McDonald.
- 21 Scott Thomas, Christian Ruuttu, Richie Dunn, Claude Verret, J.F. Sauve, Dave Schultz, Ron Schock, Brian Spencer, Ron Busniuk, John Gould, Hugh Harris, Terry Bail, Larry Mickey, Larry Keenan, Paul Andrea, Jean-Guy Lagace.
- 22 Craig Simpson, Rick Vaive, Lindy Ruff, Jocelyn Guevremont, Peter McNab, Doug Rombough, Ray McKay, Rod Zaine, Don Marshall.
- 23 Bill Houlder, Randy Hillier, Jiri Sejba, Ray Sheppard, Gates Orlando, Kai Suikkanen, Ron Fischer, Hannu Virta, Sean McKenna, Bob Hess, Randy Cunneyworth, Mike Ramsey, Ken Breitenbach, Larry Carriere, Joe Noris, Eddie Shack, John Gould, Rene Robert, Paul Terbenche.
- 24 Randy Moller, Jay Wells, Mike Donnelly, Steve Smith, Ed Hospodar, Bill Hajt, Gary Bromley, Peter McNab, Randy Wyrozub, John Gould, Ron Buzniuk, Chris Evans, Ray McKay, Jean-Guy Talbot, Butch Deadmarsh.

ALL-TIME UNIFORM NUMBERS

- 25 Dave Andreychuk, Mal Davis, Jere Gillis, Bob Mongrain, Terry Martin, Craig Ramsay, Hap Myers, Brian Perry.
- 26 Derek Plante, Keith Carney, Dean Kennedy, Darrin Shannon, Richie Dunn, Bob Logan, Phil Russell, Pat Hughes, Dave Maloney, Steve Patrick, Val James, Ken Breitenbach, Alex Tidey, Derek Smith, Randy Wyrozub, Larry Keenan.
- 27 Brad May, Larry Playfair, Joe Reekie, Wilf Paiement, Joe Kowal, Tim Regan.
- 28 Donald Audette, Dale DeGray, Mark Ferner, Jeff Parker, Tom Kurvers, Brian Engblom, Richard Hajdu, Paul Gardner, Bob Sauve, Ron Fischer, Jim Walsh, Gary Bromley, Rocky Farr, Dave Dryden, Terry Ball.
- 29 Denis Tsygurov, Bob Corkum, Jeff Parker, Richie Dunn, Mark Ferner, Jeff Parker, Mal Davis, Dave Andreychuk, Jacques Cloutier, Val James, Mike Moller, Don Edwards, Gary Bromley.
- 30 Clint Maiarchuk, Tom Barrasso, Paul Harrison, Jari Paavola, Val James, Randy Ireland, Gerry Desjardins, Rocky Farr, Dave Dryden, Joe Daley.
- 31 Grant Fuhr, Daren Puppia, Joe Reekie, Dave Fenyves, Jim Weaver, Al Smith.
- 32 Rob Ray, Scott Metcalfe, Don McSween, Norm Lacombe, Bob Mongrain, Gary McAdam, Wayne Ramsey.
- 33 Mark Astley, Bob Sweeney, Benoit Hogue, Jody Gage, Lee Fogolin, Jim Hofford, Phil Myre.
- 34 Gord Donnelly, David Littman, Lou Franceschetti, Darren Eliot, Scott Metcalfe, Kenton Rein, Jim Korn, Adam Creighton.
- 35 Tom Draper, Darcy Wakaluk, Daren Puppia, Mike Craig.
- 36 Matthew Barnaby, Darcy Loewen, Jan Ludvig.
- 37 Lou Franceschetti, Bill Houlder, Shawn Anderson.
- 38 Joel Savage, Adam Creighton.
- 39 Dominik Hasek, Brian Curran, Don McSween, Trent Kaese, Clark Gillies.
- 40 James Black, Mitch Molloy, Larry Playfair, Uwe Krupp.
- 41 Ken Sutton, Brian Curran.
- 42 Richard Smehlik, Mikko Makea, Bob Corkum, Brad Miller, Steve Dykstra.
- 43 Jason Dawe, Francois Guay.
- 44 Doug Macdonald, Brad Miller, Jerry Korab.
- 45 Donald Audette
- 47 Bill Houlder
- 55 Reed Larson, Joe Reekie.
- 56 Ken Priestlay.
- 65 Mark Napier.
- 77 Pierre Turgeon.
- 89 Alexander Mogilny.
- 90 Clark Gillies.

NHL DIRECTORY

Anaheim Mighty Ducks
Arrowhead Pond of Anaheim
2695 Katella Ave.
P.O. Box 61077
Anaheim, CA 92803-6177
(714) 704-2700

Boston Bruins
Boston Garden
150 Causeway St.
Boston, Mass. 02114
(617) 227-3206

Calgary Flames
Olympic Saddledome
P.O. Box 1540 - Station M
Calgary, Alta. T2P 3B9
(403) 261-0475

Chicago Blackhawks
The United Center
1901 W. Madison St.
Chicago, Ill. 60612
(312) 455-7000

Dallas Stars
901 Main Street
Suite 2301
Dallas, TX 75202
(214) 712-2890

Detroit Red Wings
Joe Louis Arena
600 Civic Center Dr.
Detroit, Mich. 48226
(313) 396-7544

Edmonton Oilers
Northlands Coliseum
7424 - 118 Ave.
Edmonton, Alta. T5B 4M9
(403) 474-8561

Florida Panthers
100 N.E. Third Avenue
10th Floor
Fort Lauderdale, FL 33301
(305) 768-1900

Hartford Whalers
Hartford Civic Center Coliseum
242 Trumbull St.
Hartford, Conn. 06103
(203) 728-3366

Los Angeles Kings
P.O. Box 17013
Inglewood, Calif. 90308
(310) 419-3160

Montreal Canadiens
Montreal Forum
2313 St. Catherine St. West
Montreal, Que. H3H 1N2
(514) 932-2582

New Jersey Devils
Byrne Meadowlands Arena
P.O. Box 504
East Rutherford, N.J. 07073
(201) 935-6050

New York Islanders
Nassau Coliseum
Uniondale, NY 11553
(516) 794-4100

New York Rangers
Madison Square Garden
4 Pennsylvania Plaza
New York, NY 10001
(212) 465-6486

Ottawa Senators
301 Promenade Moodie Drive
Suite 200
Nepean, Ontario K2H 9C4
(613) 721-0115

Philadelphia Flyers
The Spectrum
Pattison Place
Philadelphia, PA 19148
(215) 465-4500

Pittsburgh Penguins
Civic Arena, Gate 9
Pittsburgh, PA 15219
(412) 642-1800

Quebec Nordiques
Quebec Coliseum
2205 Ave. du Colisee
Quebec, Quebec G1L 4W7
(418) 529-8441

St. Louis Blues
Kiel Center
1401 Clark Street
St. Louis, MO 63103
(314) 622-2500

San Jose Sharks
San Jose Arena
525 West Santa Clara St.
San Jose, CA 95113
(408) 287-7070

Tampa Bay Lightning
One Mack Center
501 East Kennedy Blvd.
Suite 175
Tampa, Florida 33602
(813) 229-2658

Toronto Maple Leafs
Maple Leaf Gardens
60 Carlton St.
Toronto, Ontario M5B 1L1
(416) 977-1641

Vancouver Canucks
Pacific Coliseum
100 North Renfrew St.
Vancouver, B.C. V5K 3N7
(604) 254-5141

Washington Capitals
USAir Arena
One Harry S. Truman Drive
Landover, MD 20785
(301) 386-7000

Winnipeg Jets
10th Floor - 1661 Portage Ave.
Winnipeg, Manitoba R3J 3T7
(204) 982-5387

NHL - Montreal
1155 Metcalfe St. - Suite 960
Montreal, Quebec H3B 2W2
(514) 871-9220

NHL - New York
1251 Avenue of the Americas
New York, NY 10020-1198
(212) 789-2000

NHL - Toronto
75 International Blvd.
Suite 300
Rexdale, Ontario M9W 6L9
(416) 798-0809

NHL NOTES OF INTEREST

SEASON AHEAD: The 1994-95 season will be the 78th in the history of the National Hockey League. It marks the Sabres' 25th.

WAIVER DRAFT: At press time of this book, the date had not yet been set for the '94-'95 season's waiver draft.

TRADING DEADLINE: At press time of this book, the date had not yet been set for the '94-'95 season's trading deadline. The date, however, will also mark the last day for loans and recalls from minor league teams except in emergency (usually injury-related) situations.

ENTRY DRAFT: The 1995 Entry Draft will be held in Winnipeg on June 17th. The site and dates of the Annual Congress had not yet been determined as of press time of this book.

GOALS-AGAINST AVERAGE: To calculate for a player or team, divide goals against by minutes played and multiply by 60.

GOALS-FOR AVERAGE: To calculate for a goalie, divide goals scored by his team while he played by minutes played and multiply by 60.

SHOTS AGAINST AVERAGE: To calculate for a player or team, divide shots against by minutes played and multiply by 60.

PLUS-MINUS RATING: A player received a "plus-one" when he is on the ice for an even-strength or short-handed goal by his team. He receives a "minus-one" when he is on the ice for an even-strength or short-handed goal by the other team. The overall season rating is determined by totaling all of the pluses and minuses for the season.

POWER PLAY RANKINGS: When a team scores during a five minute power play situation, it is considered that a new situation is about to begin. Therefore, if a team scores one power play goal in five minutes it is considered one for two in the official league rankings. If it scores two goals in that time, it is considered two for three. If the team scores exactly five minutes after the penalty is called, it is one for one. If a team has a two man advantage of any kind, it is considered to be two separate power-play opportunities for statistical purposes.

ROOKIE: In order to be considered a rookie, a player must not have played in 25 or more NHL games in any preceding season, nor in six or more NHL games in each of any two preceding seasons. In addition, to qualify for the Calder Trophy (rookie of the year), a player cannot have attained his 26th birthday by September 15 of the season in which he is eligible for the award.

SCHEDULE: All of the 26 teams will play 84 games this season, 41 at home, 41 on the road, and two at neutral sites. Each Eastern Conference team will play five games against each of six divisional opponents (30 games); four games against each of seven teams in the other division of their conference (28 games); and two games against each of the 12 teams in the Western other conference. In the Western Conference, each club will play six games against each of five divisional opponents (30 games); four games against each of six teams in the other division of their conference (24 games) and two games against each of the 14 teams in the Eastern Conference (28 games).

TIE-BREAKERS IN THE STANDINGS: According to the NHL, the following is the official method of determining which team is higher in the standings if two or more clubs have the same number of points:

1. Overall wins.
2. Points in head-to-head competition.
3. Overall goals scored minus overall goals allowed.
4. Special emergency meeting or conference call of general managers.

There is no provision for a coin flip. The same procedure is used for determining the order of the Entry Draft.


PLAYOFF FORMAT: The league's playoff format will be conference-based in 1994-95, with the first place team in the regular season competing against the eighth place team; second against seventh; third against sixth; and fourth against fifth. The playoff matchups will be based on overall points achieved in the regular season, with the four division regular season champions being placed in the first and second place seeds in each Conference to thus assure home-ice advantage in the first two playoff rounds.

All series will remain best-of-seven with home-ice rotating on a 2-2-1-1-1 basis, with the exception of matchups between Central and Pacific division teams. In such matchups, the team with the most points will have its choice on the format (2-3-2 or 2-2-1-1-1). Regardless of which format they choose however, they will open at home.

The Eastern Conference champion will face the Western Conference champion in the Stanley Cup Final.

DICK'S

Clothing & Sporting Goods



Got that
LOW
price
THING
WORKING

NOTHING BUT HOCKEY

CHEEKTOWAGA
3637 Union Rd.
(716)685-5720

AMHERST
Maple Rd. to 281 Meyers Rd.
(716)833-4761

THE PLAYOFFS



ALL-TIME PLAYOFF RESULTS

Date	Score	Location
April 4, 1973	Montreal 2, Buffalo 1	Montreal
April 5, 1973	Montreal 7, Buffalo 3	Montreal
April 7, 1973	Montreal 5, Buffalo 2	Buffalo
April 8, 1973	Buffalo 5, Montreal 1	Buffalo
April 10, 1973	Buffalo 3, Montreal 2 OT	Montreal
April 12, 1973	Montreal 4, Buffalo 2	Buffalo
	(Montreal wins series 4 games to 2)	
April 13, 1975	Buffalo 4, Chicago 1	Buffalo
April 15, 1975	Buffalo 3, Chicago 1	Buffalo
April 17, 1975	Chicago 5, Buffalo 4 OT	Chicago
April 20, 1975	Buffalo 6, Chicago 2	Chicago
April 22, 1975	Buffalo 3, Chicago 1	Buffalo
	(Buffalo wins series 4 games to 1)	
April 27, 1975	Buffalo 6, Montreal 5 OT	Buffalo
April 29, 1975	Buffalo 4, Montreal 2	Buffalo
May 1, 1975	Montreal 7, Buffalo 0	Montreal
May 3, 1975	Montreal 8, Buffalo 2	Montreal
May 6, 1975	Buffalo 5, Montreal 4 OT	Buffalo
May 8, 1975	Buffalo 4, Montreal 3	Montreal
	(Buffalo wins series 4 games to 2)	
May 15, 1975	Philadelphia 4, Buffalo 1	Philadelphia
May 18, 1975	Philadelphia 2, Buffalo 1	Philadelphia
May 20, 1975	Buffalo 5, Philadelphia 4 OT	Buffalo
May 22, 1975	Buffalo 4, Philadelphia 2	Buffalo
May 25, 1975	Philadelphia 5, Buffalo 1	Philadelphia
May 27, 1975	Philadelphia 2, Buffalo 0	Buffalo
	(Philadelphia wins series 4 games to 2)	
April 6, 1976	St. Louis 5, Buffalo 2	St. Louis
April 8, 1976	Buffalo 3, St. Louis 2 OT	Buffalo
April 9, 1976	Buffalo 2, St. Louis 1 OT	Buffalo
	(Buffalo wins series 2 games to 1)	
April 11, 1976	Buffalo 5, N.Y. Islanders 3	Buffalo
April 13, 1976	Buffalo 3, N.Y. Islanders 2 OT	Buffalo
April 15, 1976	N.Y. Islanders 5, Buffalo 3	N.Y. Islanders
April 17, 1976	N.Y. Islanders 4, Buffalo 2	N.Y. Islanders
April 20, 1976	N.Y. Islanders 4, Buffalo 2	Buffalo
April 22, 1976	N.Y. Islanders 3, Buffalo 2	N.Y. Islanders
	(N.Y. Islanders win series 4 games to 2)	
April 5, 1977	Buffalo 4, Minnesota 2	Buffalo
April 7, 1977	Buffalo 7, Minnesota 1	Minnesota
	(Buffalo wins series 2 games to 0)	
April 11, 1977	N.Y. Islanders 4, Buffalo 2	N.Y. Islanders
April 13, 1977	N.Y. Islanders 4, Buffalo 2	N.Y. Islanders
April 15, 1977	N.Y. Islanders 4, Buffalo 3	Buffalo
April 17, 1977	N.Y. Islanders 4, Buffalo 3	Buffalo
	(N.Y. Islanders win series 4 games to 0)	
April 11, 1978	Buffalo 4, N.Y. Rangers 1	Buffalo
April 13, 1978	N.Y. Rangers 4, Buffalo 3 OT	N.Y. Rangers
April 15, 1978	Buffalo 4, N.Y. Rangers 1	Buffalo
	(Buffalo wins series 2 games to 1)	
April 17, 1978	Philadelphia 4, Buffalo 1	Philadelphia
April 19, 1978	Philadelphia 3, Buffalo 2	Philadelphia
April 22, 1978	Buffalo 4, Philadelphia 1	Buffalo
April 23, 1978	Philadelphia 4, Buffalo 2	Buffalo
April 25, 1978	Philadelphia 4, Buffalo 2	Philadelphia
	(Philadelphia wins series 4 games to 1)	

ALL-TIME PLAYOFF RESULTS

Date	Score	Location
April 10, 1979	Pittsburgh 4, Buffalo 3	Buffalo
April 12, 1979	Buffalo 3, Pittsburgh 1	Pittsburgh
April 14, 1979	Pittsburgh 4, Buffalo 3 OT	Buffalo
	(Pittsburgh wins series 2 games to 1)	
April 8, 1980	Buffalo 2, Vancouver 1	Buffalo
April 9, 1980	Buffalo 6, Vancouver 0	Buffalo
April 11, 1980	Vancouver 5, Buffalo 4	Vancouver
April 12, 1980	Buffalo 3, Vancouver 1	Vancouver
	(Buffalo wins series 3 games to 1)	
April 16, 1980	Buffalo 5, Chicago 0	Buffalo
April 17, 1980	Buffalo 6, Chicago 4	Buffalo
April 19, 1980	Buffalo 2, Chicago 1	Chicago
April 20, 1980	Buffalo 3, Chicago 2	Chicago
	(Buffalo wins series 4 games to 0)	
April 29, 1980	N.Y. Islanders 4, Buffalo 1	Buffalo
May 1, 1980	N.Y. Islanders 2, Buffalo 1 (2OT)	Buffalo
May 3, 1980	N.Y. Islanders 7, Buffalo 4	N.Y. Islanders
May 6, 1980	Buffalo 7, N.Y. Islanders 4	N.Y. Islanders
May 8, 1980	Buffalo 2, N.Y. Islanders 0	Buffalo
May 10, 1980	N.Y. Islanders 5, Buffalo 2	N.Y. Islanders
	(N.Y. Islanders win series 4 games to 2)	
April 8, 1981	Buffalo 3, Vancouver 2 OT	Buffalo
April 9, 1981	Buffalo 5, Vancouver 2	Buffalo
April 11, 1981	Buffalo 5, Vancouver 3	Vancouver
	(Buffalo wins series 3 games to 0)	
April 16, 1981	Minnesota 4, Buffalo 3 OT	Buffalo
April 17, 1981	Minnesota 5, Buffalo 2	Buffalo
April 19, 1981	Minnesota 6, Buffalo 4	Minnesota
April 20, 1981	Buffalo 5, Minnesota 4 OT	Minnesota
April 22, 1981	Minnesota 4, Buffalo 3	Buffalo
	(Minnesota wins series 4 games to 1)	
April 7, 1982	Boston 3, Buffalo 1	Boston
April 8, 1982	Boston 7, Buffalo 3	Boston
April 10, 1982	Buffalo 5, Boston 2	Buffalo
April 11, 1982	Boston 5, Buffalo 2	Buffalo
	(Boston wins series 3 games to 1)	
April 6, 1983	Buffalo 1, Montreal 0	Montreal
April 7, 1983	Buffalo 3, Montreal 0	Montreal
April 9, 1983	Buffalo 4, Montreal 2	Buffalo
	(Buffalo wins series 3 games to 0)	
April 14, 1983	Buffalo 7, Boston 4	Boston
April 15, 1983	Boston 5, Buffalo 3	Boston
April 17, 1983	Buffalo 4, Boston 3	Buffalo
April 18, 1983	Boston 6, Buffalo 2	Buffalo
April 20, 1983	Boston 9, Buffalo 0	Boston
April 22, 1983	Buffalo 5, Boston 3	Buffalo
April 24, 1983	Boston 3, Buffalo 2 OT	Boston
	(Boston wins series 4 games to 3)	
April 4, 1984	Quebec 3, Buffalo 2	Buffalo
April 5, 1984	Quebec 6, Buffalo 2	Buffalo
April 7, 1984	Quebec 4, Buffalo 1	Quebec
	(Quebec wins series 3 games to 0)	

ALL-TIME PLAYOFF RESULTS

Date	Score	Location
April 10, 1985	Quebec 5, Buffalo 2	Quebec
April 11, 1985	Quebec 3, Buffalo 2	Quebec
April 13, 1985	Buffalo 6, Quebec 4	Buffalo
April 14, 1985	Buffalo 7, Quebec 4	Buffalo
April 16, 1985	Quebec 6, Buffalo 5	Quebec
(Quebec wins series 3 games to 2)		
April 6, 1988	Boston 7, Buffalo 3	Boston
April 7, 1988	Boston 4, Buffalo 1	Boston
April 9, 1988	Buffalo 6, Boston 2	Buffalo
April 10, 1988	Buffalo 6, Boston 5 OT	Buffalo
April 12, 1988	Boston 5, Buffalo 4	Boston
April 14, 1988	Boston 5, Buffalo 2	Buffalo
(Boston wins series 4 games to 2)		
April 5, 1989	Buffalo 6, Boston 0	Boston
April 6, 1989	Boston 5, Buffalo 3	Boston
April 8, 1989	Boston 4, Buffalo 2	Buffalo
April 9, 1989	Boston 3, Buffalo 2	Buffalo
April 11, 1989	Boston 4, Buffalo 1	Boston
(Boston wins series 4 games to 1)		
April 5, 1990	Buffalo 4, Montreal 1	Buffalo
April 7, 1990	Montreal 3, Buffalo 0	Buffalo
April 9, 1990	Montreal 2, Buffalo 1 OT	Montreal
April 11, 1990	Buffalo 4, Montreal 2	Montreal
April 13, 1990	Montreal 4, Buffalo 2	Buffalo
April 15, 1990	Montreal 5, Buffalo 2	Montreal
(Montreal wins series 4 games to 2)		
April 3, 1991	Montreal 7, Buffalo 5	Montreal
April 5, 1991	Montreal 5, Buffalo 4	Montreal
April 7, 1991	Buffalo 5, Montreal 4	Buffalo
April 9, 1991	Buffalo 6, Montreal 4	Buffalo
April 11, 1991	Montreal 4, Buffalo 3	Montreal
April 13, 1991	Montreal 5, Buffalo 1	Buffalo
(Montreal wins series 4 games to 2)		
April 19, 1992	Buffalo 3, Boston 2	Boston
April 21, 1992	Boston 3, Buffalo 2 OT	Boston
April 23, 1992	Boston 3, Buffalo 2	Buffalo
April 25, 1992	Boston 5, Buffalo 4 OT	Buffalo
April 27, 1992	Buffalo 2, Boston 0	Boston
April 29, 1992	Buffalo 9, Boston 3	Buffalo
May 1, 1992	Boston 3, Buffalo 2	Boston
(Boston wins series 4 games to 3)		
April 18, 1993	Buffalo 5, Boston 4 OT	Boston
April 20, 1993	Buffalo 4, Boston 0	Boston
April 22, 1993	Buffalo 4, Boston 3 OT	Buffalo
April 24, 1993	Buffalo 6, Boston 5 OT	Buffalo
(Buffalo wins series 4 games to 0)		
May 2, 1993	Montreal 4, Buffalo 3	Montreal
May 4, 1993	Montreal 4, Buffalo 3 OT	Montreal
May 6, 1993	Montreal 4, Buffalo 3 OT	Buffalo
May 8, 1993	Montreal 4, Buffalo 3 OT	Buffalo
(Montreal wins series 4 games to 0)		
April 17, 1994	Buffalo 2, New Jersey 0	New Jersey
April 19, 1994	New Jersey 2, Buffalo 1	New Jersey
April 21, 1994	New Jersey 2, Buffalo 1	Buffalo
April 23, 1994	Buffalo 5, New Jersey 3	Buffalo
April 25, 1994	New Jersey 5, Buffalo 3	New Jersey
April 27, 1994	Buffalo 1, New Jersey 0 (4OT)	Buffalo
April 29, 1994	New Jersey 2, Buffalo 1	New Jersey
(New Jersey wins series 4 games to 3)		

1994 PLAYOFF SCORING

NO.	PLAYER	GP	G	A	PTS	+/-	PIM	PP	SH	GW	OT	S	PCTG
10	Dale Hawerchuk	7	0	7	7	-1	4	0	0	0	0	16	.0
89	Alexander Mogilny	7	4	2	6	1	6	1	0	0	0	22	18.2
13	Yuri Khmylev	7	3	1	4	-1	8	0	0	0	0	22	13.6
18	Wayne Presley	7	2	1	3	-1	14	1	0	1	0	19	10.5
8	Doug Bodger	7	0	3	3	0	6	0	0	0	0	15	.0
4	*Philippe Boucher	7	1	1	2	2	2	1	0	0	0	10	10.0
24	Randy Moller	7	0	2	2	2	8	0	0	0	0	12	.0
27	Brad May	7	0	2	2	2	9	0	0	0	0	11	.0
42	Richard Smehlik	7	0	2	2	-1	10	0	0	0	0	2	.0
17	*Todd Simon	5	1	0	1	1	0	1	0	1	0	5	20.0
14	Dave Hannan	7	1	0	1	1	6	0	0	1	1	8	12.5
32	Rob Ray	7	1	0	1	1	43	0	0	0	0	4	25.0
26	*Derek Plante	7	1	0	1	1	0	0	0	0	0	14	7.1
43	*Jason Dawe	6	0	1	1	1	6	0	0	0	0	3	.0
28	Donald Audette	7	0	1	1	-1	6	0	0	0	0	8	.0
20	Bob Sweeney	1	0	0	0	0	0	0	0	0	0	1	.0
7	Petr Svoboda	3	0	0	0	-1	4	0	0	0	0	2	.0
36	*Matthew Barnaby	3	0	0	0	2	17	0	0	0	0	0	.0
41	Ken Sutton	4	0	0	0	2	2	0	0	0	0	8	.0
19	Randy Wood	6	0	0	0	-2	0	0	0	0	0	7	.0
39	Dominik Hasek	7	0	0	0	0	2	0	0	0	0	0	.0
5	Craig Muni	7	0	0	0	1	4	0	0	0	0	6	.0

NO.	GOALTENDER	GP	MINS	AVG	W	L	EN	SO	GA	SA	SPCT	A	PIM
39	Dominik Hasek	7	484	1.61	3	4	1	2	13	261	.950	0	2
	Team Totals	7	486	1.73	3	4	1	2	14	262	.947		

* - rookie

SABREFACT

The Sabres' Hotline Update works 24 hours a day and contains the latest information on the team, coming events and ticket availability. The number is (716) 856-7300.

1994 PLAYOFFS



BUFFALO vs. NEW JERSEY



Eastern Conference Quarter Finals

SUMMARY:	GP	W	L	GF	GA	PIM	PPG	PPA
Buffalo	7	3	4	14	14	157	4	38
New Jersey	7	4	3	14	14	189	6	32

AT BUFFALO

Apr. 21 - Devils 2 Sabres 1
 Apr. 23 - Sabres 5 Devils 3
 Apr. 27 - Sabres 1 Devils 0 (4 OT)

AT NEW JERSEY

Apr. 17 - Sabres 2 Devils 0
 Apr. 19 - Devils 2 Sabres 1
 Apr. 25 - Devils 5 Sabres 3
 Apr. 29 - Devils 2 Sabres 1

INDIVIDUAL SCORING LEADERS

BUFFALO	GP	G	A	PTS	PIM	NEW JERSEY	GP	G	A	PTS	PIM
D. Audette	7	0	1	1	6	T. Albelin	7	1	1	2	4
M. Barnaby	3	0	0	0	17	M. Brodeur	7	0	0	0	0
D. Bodger	7	0	3	3	6	T. Carpenter	7	0	3	3	18
P. Boucher	7	1	1	2	2	T. Chorske	7	0	1	1	0
J. Dawe	6	0	1	1	6	K. Daneyko	7	0	1	1	33
D. Hannan	7	1	0	1	6	J. Dowd	6	0	3	3	4
D. Hasek	7	0	0	0	2	B. Driver	7	2	1	3	2
D. Hawerchuk	7	0	7	7	4	V. Fetisov	3	0	0	0	2
Y. Khmylev	7	3	1	4	8	B. Guerin	7	0	0	0	2
B. May	7	0	2	2	9	B. Holik	7	0	0	0	2
A. Mogilny	7	4	2	6	6	C. Lemieux	7	4	2	6	12
R. Moller	7	0	2	2	8	J. MacLean	7	3	3	6	16
C. Muni	7	0	0	0	4	R. McKay	7	0	1	1	19
D. Plante	7	1	0	1	0	C. Millen	3	0	0	0	2
W. Presley	7	2	1	3	14	B. Nicholls	4	0	3	3	4
R. Ray	7	1	0	1	43	S. Niedermayer	7	0	0	0	2
T. Simon	5	1	0	1	0	M. Peluso	6	0	0	0	33
R. Smehlik	7	0	2	2	10	S. Richer	7	3	1	4	0
K. Sutton	4	0	0	0	2	A. Semak	2	0	0	0	0
P. Svoboda	3	0	0	0	4	J. Smith	4	0	0	0	2
B. Sweeney	1	0	0	0	0	S. Stevens	7	1	5	6	26
R. Wood	6	0	0	0	0	V. Zelepukin	7	0	0	0	2

GWG: Hannan, Presley, Simon
PPG: Boucher, Mogilny, Presley, Simon
SHG: None
OTG: Hannan

GWG: Stevens, Albelin, Lemieux (2)
PPG: Driver (2), MacLean (2), Richer, Stevens
SHG: None
OTG: None

GOALTENDING

SABRES	GP	MIN	GA	EN	SO	AVG.	W	L	DEVILS	GP	MIN	GA	EN	SO	AVG.	W	L
Hasek	7	484	13	1	2	1.61	3	4	Brodeur	7	485	13	1	0	1.61	4	3

GOALS BY PERIOD	1	2	3	OT	TOT	SHOTS ON GOAL	1	2	3	OT	TOT
Buffalo	6	2	5	1	14	Buffalo	68	55	52	20	195
New Jersey	4	7	3	0	14	New Jersey	69	82	72	39	262

ALL-TIME PLAYOFF SCORING

PLAYER	GP	G	A	PTS	PIM
Shawn Anderson	5	0	1	1	4
Mikael Andersson	1	1	0	1	0
Dave Andreychuk	41	12	20	32	32
Scott Arniel	16	2	1	3	13
Donald Audette	17	2	3	5	12
Mathew Barnaby	4	0	1	1	21
Tom Barrasso	12	0	0	0	9
Doug Bodger	37	6	14	20	25
Philippe Boucher	7	1	1	2	2
Ken Breitenbach	8	0	1	1	4

Keith Carney	15	0	6	6	6
Larry Carriere	23	0	3	3	40
Jacques Cloutier	4	0	0	0	0
Real Cloutier	2	0	0	0	0
Bob Corkum	14	2	0	2	6
Roger Crozier	9	0	1	1	2
Paul Cyr	18	3	6	9	21
Mal Davis	7	1	0	1	0
Jason Dawe	6	0	1	1	6
Gerry Desjardins	25	0	0	0	4

Michel Deziel	1	0	0	0	0
Gord Donnelly	4	0	1	1	0
Tom Draper	7	0	0	0	0
Dave Dryden	2	0	0	0	0
Rick Dudley	25	7	2	9	69
Richie Dunn	27	2	14	16	16
Don Edwards	31	0	0	0	7
Bob Errey	4	0	1	1	10
Dave Fenyves	11	0	0	0	9
Lee Fogolin	30	0	6	6	58

Mike Foligno	39	13	11	24	143
Lou Franceschetti	6	1	0	1	2
Grant Fuhr	8	0	0	0	2
Danny Gare	57	23	21	44	147
Clark Gillies	5	0	1	1	25
Norm Gratton	6	0	1	1	2
Jocelyn Guevremont	40	4	17	21	18
Bill Hajt	80	2	16	18	70
Bob Halkidis	8	0	0	0	41
Kevin Haller	6	1	4	5	10

Gilles Hamel	18	2	5	7	8
Dave Hannan	22	4	1	5	26
Hugh Harris	3	0	0	0	0
Paul Harrison	1	0	0	0	0
Mike Hartman	19	0	0	0	104
Dominik Hasek	8	0	0	0	2
Dale Hawerchuk	28	9	25	34	16
Alan Haworth	10	4	5	9	4
Larry Hillman	6	0	0	0	8
Benoit Hogue	13	3	1	4	37

Tim Horton	6	0	1	1	4
Bill Houlder	8	0	2	2	4
Phil Housley	35	10	17	27	22
Val James	3	0	0	0	0

ALL-TIME PLAYOFF SCORING

PLAYER	GP	G	A	PTS	PIM
Calle Johansson	6	0	1	1	0
Dean Kennedy	8	1	2	3	29
Yuri Khmylev	15	7	4	11	12
Jerry Korab	46	7	14	21	69
Joe Kowal	2	0	0	0	0
Uwe Krupp	23	1	2	3	29
Pat LaFontaine	14	10	13	23	4
Yvon Lambert	4	3	0	3	2
Grant Ledyard	19	4	5	9	20
Jim Lorentz	35	11	9	20	22
Don Luce	62	17	19	36	46
Kevin Maguire	10	0	0	0	86
Clint Malarchuk	5	0	1	1	2
Dave Maloney	1	0	0	0	0
Rick Martin	62	24	29	53	74
Terry Martin	11	2	2	4	10
Brad May	22	2	7	9	25
Gary McAdam	15	3	2	5	7
Rob McClanahan	15	0	2	2	17
Dale McCourt	14	5	5	10	4
Paul McIntosh	2	0	0	0	7
Tony McKegney	38	11	9	20	10
Sean McKenna	8	1	1	2	2
Peter McNab	25	2	6	8	4
Gerry Meehan	6	0	1	1	0
Larry Mickey	6	1	0	1	5
Alexander Mogilny	26	11	14	25	16
Mike Moller	3	0	1	1	0
Randy Moller	14	0	2	2	16
Bob Mongrain	11	1	2	3	2
Craig Muni	7	0	0	0	4
Phil Myre	1	0	0	0	0
Mark Napier	9	1	3	4	0
Gates Orlando	5	0	4	4	14
Jeff Parker	5	0	0	0	26
Steve Patrick	8	0	1	1	6
Colin Patterson	13	1	1	2	2
Gil Perreault	90	33	70	103	44
Brent Peterson	22	2	3	5	50
Derek Plante	7	1	0	1	0
Larry Playfair	40	0	6	6	97
Tracy Pratt	6	0	0	0	6
Wayne Presley	22	6	4	10	34
Ken Priestlay	14	0	0	0	21
Daren Puppa	5	0	0	0	0
Craig Ramsay	89	17	31	48	27
Mike Ramsey	72	8	18	26	158
Rob Ray	20	2	1	3	101
Joe Reekie	2	0	0	0	4
Jacques Richard	12	2	1	3	7
Rene Robert	47	22	17	39	71
Mike Robitaille	6	0	0	0	0
Lindy Ruff	42	11	10	21	164
Christian Ruutu	23	3	8	11	43

ALL-TIME PLAYOFF SCORING

PLAYER	GP	G	A	PTS	PIM
Bob Sauve	22	0	0	0	2
Jean Francois Sauve	7	2	2	4	0
Andre Savard	45	5	11	16	40
Ron Schock	2	0	0	0	0
Jim Schoenfeld	75	3	13	16	151
Dave Schultz	3	0	2	2	4
Ric Selling	55	14	14	28	31
Darrin Shannon	14	1	3	4	8
Ray Sheppard	7	1	2	3	2
Todd Simon	5	1	0	1	0
Richard Smehtlik	15	0	6	6	12
Al Smith	1	0	0	0	0
Derek Smith	30	9	14	23	13
Doug Smith	1	0	0	0	0
Dave Snugglerud	12	1	3	4	6
Brian Spencer	30	1	4	5	12
Bill Stewart	9	0	3	3	0
Ken Sutton	25	3	4	7	14
Petr Svoboda	10	1	4	5	10
Bob Sweeney	9	2	2	4	8
Tony Tanti	12	2	3	5	12
Paul Terbenche	6	0	0	0	0
Alex Tidey	2	0	0	0	0
John Tucker	17	9	11	20	18
Pierre Turgeon	23	12	13	25	14
John Van Boxmeer	35	5	14	19	35
Rick Vaive	17	7	5	12	20
Hannu Virta	17	1	3	4	6
Darcy Wakaluk	2	0	0	0	2
Jay Wells	7	0	1	1	12
Jim Wiemer	1	0	0	0	0
Randy Wood	21	3	5	8	10

ALL-TIME PLAYOFF GOALTENDING STATISTICS

PLAYER	GP	MIN	GA	EN	SO	AVG.	W	L
Dominik Hasek	8	529	14	1	2	1.59	4	4
Paul Harrison	1	26	1	0	0	2.31	0	0
Jacques Clouffer	4	238	10	1	1	2.52	1	3
Tom Draper	7	433	19	0	1	2.63	3	4
Roger Crozier	9	541	25	1	0	2.77	5	4
Bob Sauve	23	1268	59	1	4	2.79	13	9
Don Edwards	31	1859	98	3	1	3.16	13	18
Darcy Wakaluk	2	37	2	0	0	3.24	0	1
Gerry Desjardins	25	1382	75	1	0	3.25	11	11
Grant Fuhr	8	474	27	0	1	3.42	3	4
Al Smith	1	17	1	0	0	3.53	0	0
Daren Puppa	11	593	36	2	0	3.64	3	6
Tom Barrasso	12	663	46	1	0	4.16	3	8
Clint Malarchuk	5	305	22	0	0	4.33	2	3
Dave Dryden	2	120	9	0	0	4.50	0	2
Phil Myre	1	57	7	0	0	7.37	0	0

ALL-TIME PLAYOFF POINT LEADERS

AGAINST THE SABRES

Name	G	A	PTS.
Ray Bourque - Boston	6	25	31
Rick Middleton - Boston	9	19	28
Barry Pederson - Boston	10	12	22
Stephane Richer - Mont., N.J.	13	6	19
Adam Oates - Boston	4	15	19
Cam Neely - Boston	11	6	17
Bryan Trottier - N.Y. Islanders	3	14	17
Denis Polvin - N.Y. Islanders	5	12	17
Guy Lafleur - Montreal	9	7	16
Peter Stastny - Quebec	1	14	15
Jacques Lemaire - Montreal	6	8	14
Pete Mahovlich - Montreal	4	10	14

SABRES' CAREER PLAYOFF LEADERS

Games Played	Tot.	Goals	Tot.
Gil Perreault	90	Gil Perreault	33
Craig Ramsay	89	Rick Martin	24
Bill Hajt	80	Danny Gare	23
Jim Schoenfeld	75	Rene Robert	22
Mike Ramsey	72	Craig Ramsay	17
Don Luce	62	Don Luce	17
Rick Martin	62	Ric Seiling	14
Danny Gare	57	Mike Foligno	13
Ric Seiling	55	Pierre Turgeon	12
Rene Robert	47	Dave Andreychuk	12

Assists	Tot.	Points	Tot.
Gil Perreault	70	Gil Perreault	103
Craig Ramsay	31	Rick Martin	53
Rick Martin	29	Craig Ramsay	48
Dale Hawerchuk (7)	25	Danny Gare	44
Danny Gare	21	Rene Robert	39
Dave Andreychuk	20	Don Luce	36
Don Luce	19	Dale Hawerchuk (7)	34
Mike Ramsey	18	Dave Andreychuk	32
Jocelyn Guevremont	17	Ric Seiling	28
Phil Housley	17	Phil Housley	27
Rene Robert	17		

Penalty Minutes	Tot.	Short-Handed Goals	Tot.
Lindy Ruff	164	Craig Ramsay	2
Mike Ramsey	158	Don Luce	2
Jim Schoenfeld	151	Mike Foligno	1
Danny Gare	147	Scott Arniel	1
Mike Foligno	143	Christian Ruutu	1
Mike Hartman	104	Dave Snuggerud	1
Rob Ray (43)	101	Pat LaFontaine	1
Larry Playfair	97	Petr Svoboda	1
Kevin Maguire	86	Wayne Presley	1
Rick Martin	74		

SABRES' CAREER PLAYOFF LEADERS

Power Play Goals	Tot.	Game-Winning Goals	Tot.
Rick Martin	12	Gil Perreault	5
Gil Perreault	9	Danny Gare	5
Danny Gare	8	Rene Robert	4
Rick Vaive	7	Rick Martin	4
Pat LaFontaine	6	Craig Ramsay	4
Pierre Turgeon	5	Mike Ramsey	3
Doug Bodger	5	Jim Lorentz	2
Derek Smith	4	John Van Boxmeer	2
John Tucker	4	Don Luce	2
Dale Hawerchuk	4	Rick Dudley	2

Goalie Games	Tot.	Goalie Minutes	Total
Don Edwards	31	Don Edwards	1,859
Gerry Desjardins	25	Gerry Desjardins	1,382
Bob Sauve	23	Bob Sauve	1,268
Tom Barrasso	12	Tom Barrasso	663
Daren Puppa	11	Daren Puppa	593
Roger Crozier	9	Roger Crozier	541
Dominik Hasek (7)	8	Dominik Hasek (484)	529
Grant Fuhr	8	Grant Fuhr	474
Tom Draper	7	Tom Draper	433
Clint Malarchuk	5	Clint Malarchuk	305

Goalie Wins	Tot.	Shutouts	Tot.
Don Edwards	13	Bob Sauve	4
Bob Sauve	13	Dominik Hasek (2)	2
Gerry Desjardins	11	Jacques Cloutier	1
Roger Crozier	5	Don Edwards	1
Dominik Hasek (3)	4	Tom Draper	1
Grant Fuhr	4	Grant Fuhr	1
Tom Barrasso	3		
Daren Puppa	3		
Tom Draper	3		
Clint Malarchuk	2		

1994 totals in parentheses

SABRES' PLAYOFF FIRSTS

- First Game:** April 4, 1973 at Montreal
- First Goal:** Craig Ramsay, April 4, 1973, at Montreal at 3:13 of the second period.
- First Assist:** Don Luce, April 4, 1973, at Montreal on Ramsay's goal.
- First Penalty:** Larry Hillman, April 4, 1973 at Montreal at 6:21 of the first period.
- First Major Penalty:** Larry Mickey, April 5, 1973 at Montreal at 17:19 of the first period.
- First Power Play Goal:** Rick Martin, April 5, 1973 at Montreal at 16:48 of the first period.
- First Short-handed Goal:** Don Luce, May 3, 1975 at Montreal at 6:42 of the first period.
- First Game-winning Goal:** Gil Perreault, April 8, 1973 vs. Montreal.
- First Goal by Opponent:** Jacques Lemaire of Montreal, April 4, 1973 at 17:01 of the second period.
- First Hat Trick:** Jim Lorentz, April 9, 1977, at Minnesota.
- First Hat Trick by Opponent:** Yvon Courmoyer of Montreal, April 5, 1973 in Montreal.
- First Win:** April 8, 1973 vs. Montreal.
- First Shutout:** April 9, 1980 vs. Vancouver (6-0, Bob Sauve)
- First Time Shut Out:** May 1, 1975 by Montreal (7-0, Ken Dryden)

SABRES' INDIVIDUAL PLAYOFF RECORDS

ONE PLAYOFF YEAR

Most Goals: 10 - Gil Perreault, 1980
Most Goals by a Defenseman: 4 - Mike Ramsey, 1983
Most Assists: 11 - Gil Perreault, 1980
Most Points: 21 - Gil Perreault, 1980
Most Penalty Minutes: 56 - Rob Ray, 1991
Most Power Play Goals: 5 - Rick Martin, 1975; Pat LaFontaine, 1992
Most Short-handed Goals: 1 - Don Luce, 1980 & 1975; Craig Ramsay, 1976 & 1975; Scott Arniel, 1989; Mike Foligno, 1989; Christian Ruutu, 1991; Dave Snuggerud, 1991; Pat LaFontaine, 1992; Petr Svoboda, 1992; Wayne Presley, 1993
Most Minutes Played by a Goaltender: 760 - Gerry Desjardins, 1975
Most Shots on Goal: 66 - Gil Perreault, 1975
Most Consecutive Goal-Scoring Games: 7 - Pat LaFontaine, 1992
Most Point Scoring Games in Succession: 8 - Dale Hawerchuk, 1993

ONE PLAYOFF SERIES

Most Goals: 8 - Pat LaFontaine vs. Boston, 1992
Most Assists: 7 - Gil Perreault vs. Montreal, 1973; vs. Boston, 1982, vs. Boston, 1983; Dale Hawerchuk vs. New Jersey, 1994.
Most Points: 11 - Pat LaFontaine vs. Boston, 1992
Most Penalty Minutes: 56 - Rob Ray vs. Montreal, 1991
Most Power Play Goals: 5 - Pat LaFontaine vs. Boston, 1992
Most Short-Handed Goals: 1 - Don Luce vs. N.Y. Islanders, 1980; Craig Ramsay vs. St. Louis, 1976, vs. Montreal, 1975; Scott Arniel vs. Boston, 1989; Mike Foligno vs. Boston, 1989; Christian Ruutu vs. Montreal, 1991; Dave Snuggerud vs. Montreal, 1991; Petr Svoboda vs. Boston, 1992; Pat LaFontaine vs. Boston, 1992; Wayne Presley vs. Boston, 1993
Most Minutes Played by a Goaltender: 484 - Dominik Hasek vs. New Jersey, 1994
Most Shots on Goal: 38 - Rick Martin vs. Montreal, 1973
Most Goals by an Opposing Player: 7 - Guy Lafleur of Montreal, 1975; Barry Pederson of Boston, 1983
Most Assists by an Opposing Player: 14 - Rick Middleton of Boston, 1983.
Most Points by an Opposing Player: 18 - Rick Middleton of Boston, 1983.

ONE FINAL SERIES

(All vs. Philadelphia, 1975, 6 games)

Most Goals: 2 - Danny Gare, Jerry Korab, Don Luce, Rick Martin
Most Assists: 4 - Rick Martin
Most Points: 6 - Rick Martin
Most Penalty Minutes: 12 - Don Luce
Most Power Play Goals: 1 - Jerry Korab, Rick Martin, Gil Perreault
Most Short-handed Goals: 0
Most Minutes Played by a Goaltender: 260 - Gerry Desjardins
Most Shots on Goal: 23 - Gil Perreault
Most Goals by An Opposing Player: 3 - Reggie Leach
Most Assists by An Opposing Player: 4 - Bill Barber
Most Point by an Opposing Player: 6 - Bill Barber

ONE SEMI-FINAL SERIES

Most Goals: 6 - Gil Perreault vs. N.Y. Islanders, 1980
Most Assists: 4 - Peter McNab vs. Montreal, 1975
Most Points: 8 - Gil Perreault vs. N.Y. Islanders, 1980
Most Penalty Minutes: 24 - Larry Carriere vs. Montreal, 1975
Most Power Play Goals: 2 - Derek Smith vs. N.Y. Islanders, 1980
Most Short-handed Goals: 1 - Don Luce vs. N.Y. Islanders, 1980; Craig Ramsay vs. Montreal, 1975.

SABRES' INDIVIDUAL PLAYOFF RECORDS

Most Minutes Played by a Goaltender: 259 - Bob Sauve vs. N.Y. Islanders, 1980
Most Shots on Goal: 27 - Rick Martin vs. Montreal, 1975
Most Goals by an Opposing Player: 7 - Guy Lafleur of Montreal, 1975
Most Assists by an Opposing Player: 7 - Pete Mahovlich of Montreal, 1975
Most Points by an Opposing Player: 10 - Guy Lafleur, Jacques Lemaire and Pete Mahovlich of Montreal, 1975

ONE QUARTER-FINAL SERIES

Most Goals: 5 - Rene Robert vs. Montreal, 1973
Most Assists: 7 - Gil Perreault vs. Montreal, 1973; vs. Boston, 1983.
Most Points: 10 - Gil Perreault vs. Montreal, 1973
Most Penalty Minutes: 47 - Lindy Ruff vs. Boston, 1983
Most Power Play Goals: 3 - Rick Martin vs. Chicago, 1975
Most Short-handed Goals: 0
Most Minutes Played by a Goaltender: 347 - Gerry Desjardins vs. N.Y. Islanders, 1976
Most Shots on Goal: 38 - Rick Martin vs. Montreal, 1973.
Most Goals by an Opposing Player: 7 - Barry Pederson of Boston, 1983
Most Assists by an Opposing Player: 14 - Rick Middleton of Boston, 1983
Most Points by an Opposing Player: 18 - Rick Middleton of Boston, 1983

ONE FIRST ROUND SERIES

Most Goals: 8 - Pat LaFontaine vs. Boston, 1992
Most Assists: 7 - Gil Perreault vs. Boston, 1982; Dale Hawerchuk vs. New Jersey, 1994.
Most Points: 11 - Pat LaFontaine vs. Boston, 1992
Most Penalty Minutes: 56 - Rob Ray vs. Montreal, 1991
Most Power Play Goals: 5 - Pat LaFontaine vs. Boston, 1992
Most Short-handed Goals: 1 - Craig Ramsay vs. St. Louis, 1976; Scott Arniel vs. Boston, 1989; Mike Foligno vs. Boston, 1989; Christian Ruutu vs. Montreal, 1991; Dave Snuggerud vs. Montreal, 1991; Petr Svoboda vs. Boston, 1992; Pat LaFontaine vs. Boston, 1992; Wayne Presley vs. Boston, 1993
Most Minutes Played by a Goaltender: 484 - Dominik Hasek vs. New Jersey, 1994.
Most Shutouts: 2 - Bob Sauve vs. Montreal, 1983; Dominik Hasek vs. New Jersey, 1994.
Most Shots on Goal: 27 - Dave Andreychuk and Pat LaFontaine vs. Boston, 1992
Most Goals by an Opposing Player: 6 - Michel Goulet of Quebec, 1982
Most Assists by an Opposing Player: 10 - Peter McNab of Boston, 1982; Peter Stastny of Quebec, 1985
Most Points by an Opposing Player: 10 - Peter McNab of Boston, 1982; Peter Stastny of Quebec, 1985; Denis Savard of Montreal, 1991; Adam Oates of Boston, 1992

ONE GAME ONLY

Most Goals: 4 - John Tucker, Apr. 9, 1988 vs. Boston
Most Assists: 4 - Gil Perreault, Apr. 10, 1982 vs. Boston and Apr. 17, 1980 vs. Chicago, Dave Andreychuk, Apr. 11, 1990 at Montreal.
Most Points: 5 - John Tucker, Apr. 10, 1988 vs. Boston
Most Penalty Minutes: 32 - Kevin Maguire, Apr. 9, 1988 vs. Boston
Most Power Play Goals: 2 - John Tucker, Apr. 9 and 10, 1988 vs. Boston
Most Short-handed Goals: 1 - Nine players
Most Minutes Played by a Goaltender: 125:43 - Dominik Hasek vs. New Jersey, April 27, 1994
Most Shots on Goal: 11 - Tony McKegney vs. Minnesota, 1981; Danny Gare vs. St. Louis, 1976
Most Goals by Opposing Player: 3 - Yvon Courmoyer of Montreal, Apr. 5, 1973; Guy Lafleur of Montreal, May 1, 1975; Barry Pederson of Boston, Apr. 8, 1982
Most Assists by Opposing Player: 4 - Rick Middleton of Boston, Apr. 18, 1983
Most Points by Opposing Player: 6 - Rick Middleton of Boston, Apr. 18, 1983

SABRES' TEAM PLAYOFF RECORDS

ONE PLAYOFF YEAR

Most Wins: 10 - 1975 (17 games)
Fewest Wins: 0 - 1984 (3 games)
Most Losses: 7 - 1975 (17 games)
Fewest Losses: 2 - 1979 (3 games)

Most Goals For: 53 - 1975 (17 games)
Fewest Goals For: 5 - 1984 (3 games)
Most Goals Against: 58 - 1975 (17 games)
Fewest Goals Against: 9 - 1979 (3 games)

Most Shutouts For: 3 - 1980 (14 games)
Most Shutouts Against: 1 - 1975, 1980, 1990
Most Overtime Games: 6 - 1993 (8 games)
Longest Winning Streak: 5 - Apr. 12, 16, 17, 19 & 20, 1980
Longest Losing Streak: 4 - April 11, 13, 15 & 17, 1977
- April 15, 17, 20 & 22, 1976
- April 6, 8, 9 & 11, 1989
- May 2, 4, 6 & 8, 1993

Most Power Play Goals: 17 - 1980 (14 games)
Most Power Play Goals Against: 14 - 1975 (17 games)
Most Short-handed Goals: 2 - 1975 (17 games); 1989 (5 games); 1991 (6 games); 1992 (7 games)
Most Short-handed Goals Against: 3 - 1988 (6 games); 1980 (14 games)

Most Shots on Goal: 532 - 1975 (17 games)
Fewest Shots on Goal: 83 - 1984 (3 games)
Most Shots on Goal Against: 459 - 1975 (17 games)
Fewest Shots on Goal Against: 73 - 1984 (3 games)
Most Penalty Minutes: 286 - 1988 (6 games)
Most Opponents' Penalty Minutes: 308 - 1988 (6 games)

ONE PLAYOFF SERIES

Most Goals Scored in a Two Game Series: 11 - Vs. Minnesota in 1977
Most Goals Allowed in a Two Game Series: 3 - Minnesota in 1977

Most Goals Scored in a Three Game Series: 13 - Vs. Vancouver in 1981
Least Goals Scored in a Three Game Series: 5 - Vs. Quebec in 1984
Most Goals Allowed in a Three Game Series: 13 - Quebec in 1984
Least Goals Allowed in a Three Game Series: 2 - Montreal in 1983

Most Goals Scored in a Four Game Series: 19 - Vs. Boston in 1993
Least Goals Scored in a Four Game Series: 10 - Vs. N.Y. Islanders in 1977
Most Goals Allowed in a Four Game Series: 17 - Boston in 1982
Least Goals Allowed in a Four Game Series: 7 - Vancouver in 1980
Most Goals Scored in a Five Game Series: 22 - Vs. Quebec in 1985
Least Goals Scored in a Five Game Series: 11 - Vs. Philadelphia in 1978
Most Goals Allowed in a Five Game Series: 24 - Minnesota in 1981
Least Goals Allowed in a Five Game Series: 10 - Chicago in 1975

Most Goals Scored in a Six Game Series: 24 - Vs. Montreal in 1991
Least Goals Scored in a Six Game Series: 12 - Vs. Philadelphia in 1975
Most Goals Allowed in a Six Game Series: 29 - Montreal in 1975; Montreal in 1991
Least Goals Allowed in a Six Game Series: 17 - Montreal in 1990

Most Goals Scored in a Seven Game Series: 24 - Boston in 1992
Least Goals Scored in a Seven Game Series: 14 - New Jersey in 1994
Most Goals Allowed in a Seven Game Series: 33 - Boston in 1983
Least Goals Allowed in a Seven Game Series: 14 - New Jersey in 1994

SABRES' TEAM PLAYOFF RECORDS

ONE GAME ONLY

Most Goals: 9 - vs. Boston, Apr. 29, 1992
Most Goals Against: 9 - at Boston, Apr. 20, 1983
Most Goals, Buffalo and Opponent: 12 - at Montreal, Apr. 3, 1991 (7-5 Mtl); vs. Boston, Apr. 29, 1992 (9-3 Buf)
Most Goals, One Period: 5 - Third period vs. Quebec, Apr. 14, 1985; third period vs. Quebec, Apr. 13, 1985; third period vs. Chicago, Apr. 20, 1975.
Most Goals Against, One Period: 5 - Second period by Montreal, Apr. 5, 1973; second period by Boston, Apr. 8, 1982; First period by Boston, Apr. 20, 1983
Most Goals by Buffalo and Opponent, One Period: 7 - vs. Quebec, Apr. 13, 1985 (third)
Greatest Winning Margin: 6 - 6-0 vs. Vancouver in 1980; 7-1 vs. Minnesota in 1977; 6-0 vs. Boston in 1989; 9-3 vs. Boston in 1992
Greatest Losing Margin: 9 - 9-0 at Boston in 1983

Most Shots on Goal: 57 - vs. St. Louis, Apr. 8, 1976
Fewest Shots on Goal: 15 - vs. N.Y. Islanders, May 8, 1980
Most Shots on Goal Against: 70 - vs. New Jersey, Apr. 27, 1994
Fewest Shots on Goal Against: 14 - by Chicago, Apr. 22, 1975

Most Shots on Goal in One Period: 22 - vs. St. Louis, Apr. 8, 1976; vs. N.Y. Islanders, Apr. 15, 1976.
Least Shots on Goal in One Period: 3 - vs. Chicago, Apr. 15, 1975; vs. Philadelphia, May 18, 1975; vs. Philadelphia, Apr. 19, 1978; vs. Boston, Apr. 11, 1989; at New Jersey, Apr. 25, 1994.
Most Shots on Goal Against in One Period: 24 - Chicago, April 20, 1980
Least Shots on Goal Against in One Period: 1 - Chicago, April 16, 1980; Boston, Apr. 11, 1982; Montreal, Apr. 7, 1983; Quebec, Apr. 4, 1984
Most Shots on Goal by Both Teams in One Period: 35 - vs. Montreal, Apr. 9, 1991 (second)

Most Penalty Minutes: 121 - vs. Boston, Apr. 9, 1988
Most Penalty Minutes by Opponent: 105 - vs. Boston, Apr. 9, 1988
Most Penalty Minutes, Buffalo and Opponent: 226 - vs. Boston, Apr. 9, 1988

Fastest Two Goals, One Player: :27 - Pierre Turgeon at Boston, Apr. 6, 1989.
Fastest Two Goals Against, One Player: :27 - Guy Lafleur of Montreal, May 1, 1975
Fastest Three Goals, One Player: 12:37 - Dave Andreychuk vs. Quebec, Apr. 14, 1985.
Fastest Three Goals Against, One Player: 13:40 - Barry Pederson of Boston, Apr. 8, 1982

Fastest Two Goals: :14 - Mike Foligno & Sean McKenna vs. Quebec, Apr. 5, 1984
Fastest Two Goals Against: :08 - Eric Desjardins & Stephane Richer of Montreal, Apr. 9, 1991.
Fastest Two Goals, Both Teams: :05 - Gil Perreault of Buffalo and Jim Hamilton of Pittsburgh, Apr. 14, 1979
Fastest Three Goals: 1:48 - Randy Wood, Dave Hannan and Bob Corkum vs. Boston, Apr. 29, 1992
Fastest Three Goals Against: 1:19 - Russ Courtnall (2) & Mathieu Schneider of Montreal, Apr. 3, 1991.
Fastest Three Goals, Both Teams: :36 - Eric Desjardins and Stephane Richer of Montreal and Benoit Hogue of Buffalo, Apr. 9, 1991

Fastest Four Goals: 6:38 (Apr. 29, 1992 vs. Boston)
Fastest Four Goals Against: 2:52 (Apr. 3, 1991 by Montreal)
Fastest Four Goals, Both Teams: 2:38 (Apr. 9, 1991 vs. Montreal)
Fastest Five Goals: 14:37 (Apr. 20, 1975 at Chicago)
Fastest Five Goals Against: 9:31 (Apr. 3, 1991 by Montreal)
Fastest Five Goals, Both Teams: 7:08 (Apr. 9, 1991 vs. Montreal)

Fastest Goal from Opening Face-off: 1:06 - Gil Perreault vs. Montreal, Apr. 5, 1973
Fastest Opponents' Goal from Opening Face-off: :14 - Kirk Muller of Montreal, May 6, 1993

Shortest Overtime Game: 60:22 - Minnesota's Steve Payne scored the winning goal on Apr. 16, 1981
Longest Overtime Game: 125:43 - Buffalo's Dave Hannan scored the winning goal on April 27, 1994

SABRES' OVERTIME HISTORY IN PLAYOFFS

- April 10, 1973 — Buffalo defeated Montreal 3-2 on goal by Rene Robert at 9:18.
- April 17, 1975 — Chicago defeated Buffalo 5-4 on goal by Stan Mikita at 2:31.
- April 27, 1975 — Buffalo defeated Montreal 6-5 on goal by Danny Gare at 4:42.
- May 6, 1975 — Buffalo defeated Montreal 5-4 on goal by Rene Robert at 5:56.
- May 20, 1975 — Buffalo defeated Philadelphia 5-4 on goal by Rene Robert at 18:29.

- April 8, 1976 — Buffalo defeated St. Louis 3-2 on goal by Danny Gare at 11:43.
- April 9, 1976 — Buffalo defeated St. Louis 2-1 on goal by Don Luce at 14:27.
- April 13, 1976 — Buffalo defeated N.Y. Islanders 3-2 on goal by Danny Gare at 14:04.
- April 13, 1978 — N.Y. Rangers defeated Buffalo 4-3 on goal by Don Murdoch at 1:37.
- April 14, 1979 — Pittsburgh defeated Buffalo 4-3 on goal by George Ferguson at :47.
- May 1, 1980 — N.Y. Islanders defeated Buffalo 2-1 on goal by Bob Nystrom at 21:20.

- April 8, 1981 — Buffalo defeated Vancouver 3-2 on goal by Alan Haworth at 5:00.
- April 16, 1981 — Minnesota defeated Buffalo 4-3 on goal by Steve Payne at :22.
- April 20, 1981 — Buffalo defeated Minnesota 5-4 on goal by Craig Ramsay at 16:32.
- April 24, 1983 — Boston defeated Buffalo 3-2 on goal by Brad Park at 1:52.
- April 10, 1988 — Buffalo defeated Boston 6-5 on goal by John Tucker at 5:32.
- April 9, 1990 — Montreal defeated Buffalo 2-1 on goal by Brian Skrudland at 12:35.

- April 11, 1991 — Montreal defeated Buffalo 4-3 on goal by Russ Courtmull at 5:56.
- April 21, 1992 — Boston defeated Buffalo 3-2 on goal by Adam Oates at 11:14.
- April 25, 1992 — Boston defeated Buffalo 5-4 on goal by Ted Donato at 2:08.
- April 18, 1993 — Buffalo defeated Boston 5-4 on goal by Bob Sweeney at 11:03.
- April 22, 1993 — Buffalo defeated Boston 4-3 on goal by Yuri Khmylev at 1:05.
- April 24, 1993 — Buffalo defeated Boston 6-5 on goal by Brad May at 4:48.

- May 4, 1993 — Montreal defeated Buffalo 4-3 on goal by Guy Carbonneau at 2:50.
- May 6, 1993 — Montreal defeated Buffalo 4-3 on goal by Gilbert Dionne at 8:28.
- May 8, 1993 — Montreal defeated Buffalo 4-3 on goal by Kirk Muller at 11:37.
- April 27, 1994 — Buffalo defeated New Jersey 1-0 on goal by Dave Hannan at 65:43.

Sabres are 14-13 in overtime games during the playoffs (11-6 at home and 3-7 on road). Overtime goals have ended a Sabres' playoff series five times (April 9, 1976, April 14, 1979, April 24, 1983, April 24, 1993, and May 8, 1993).

SABRE FACT

Alexander Mogilny served as captain of the Sabres from November 15, 1993 until the end of the spring 1994 playoffs following a season-ending injury to Pat LaFontaine. LaFontaine was appointed captain of the Sabres in October of 1992. His predecessors in that position were Floyd Smith (1970-71), Gerry Meehan (1971-72 to 1973-74), Jim Schoenfeld (1974-75 to 1976-77), Danny Gare (1977-78 to 1981-82), Gil Perreault (1981-82 to 1986-87), Lindy Ruff (1986-87 to 1988-89), Mike Foligno (1988-89 to 1990-91), and Mike Ramsey (January, 1991 to October 1992).

ROCHESTER AMERICANS



CALDER CUP CHAMPIONS

1965
1967
1968
1983
1987

ROCHESTER AMERICANS DIRECTORY

Chairman of the Board	Lawrence Lovejoy
Governor, President, Chief Administrative Officer	Steve Donner
General Manager, Alternate Governor	Joe Baumann
Head Coach	John Van Boxmeer
Assistant Coach	Terry Martin
Broadcaster/Director of Public Relations	Don Stevens
Director of Ticket Sales	Chris Palin
Assistant Public Relations Director	Peter Mancuso
Executive Assistant	Michele Butz
Account Executive	Bradford Ford
Account Executive	David Foss
Director of Marketing Services	Lynne Ranieri
Administrative Assistant	Lisa Fuss
Athletic Trainer	Kent Weisbeck
Equipment Manager	Pete Rogers
Strength Coaches	Bill Brackmann, Dave Statt
Executive Offices	War Memorial 100 Exchange St. Rochester, NY 14614
Telephone/Executive Offices	(716) 454-5335
Fax Number	(716) 454-3954
Telephone/Hotline	(716) 454-1033
Telephone/Press Box	(716) 546-1302
Home Ice	War Memorial
Dimensions of Rink	197' x 85'
Seating Capacity	6,973
Location of Press Box	Above Sections 2-9
NHL Affiliate	Buffalo Sabres
Club Colors	Red, White and Blue
Uniforms	Home: Base - White / Trim - Blue & Red Road: Base - Blue / Trim - White & Red
Ticket Prices	\$13.00, \$12.00, \$10.00
Game Times	See Schedule Radio
Radio Stations	SPORTSRADIO 990 AM WBFR 90.5 FM
Color Analyst	John Bednarski

JOHN VAN BOXMEER

HEAD COACH



John Van Boxmeer continues to secure his place in Rochester Americans' history and in addition to turning the pages in that book probably is setting the stage for a new chapter, the hope of a head coaching position at the NHL level soon. The Amerks' all-time winningest coach finished second in the voting for the AHL's Coach of the Year following the 1993-94 season, a year in which he guided Rochester to the playoffs for the sixth time. Van Boxmeer used 47 different players during the regular season to help overcome 356 man-games lost to injury.

John's tenure in Rochester from 1985-1990 is still the longest continuous stretch in the club's history, and, with the 1986-87 Calder Cup winning Amerks, he is one of only three men to guide Rochester to an AHL championship. Van Boxmeer played parts of his NHL career in three cities in addition to Buffalo, but is very much a part of the Sabres' organization, past and present.


John, his wife Judy, and children Ashley and Henry make their home in East Amherst.

HEAD COACHING RECORD

Season	Team (League)	Reg. Sea.	Notes
1984-85	Rochester (AHL)	23-21-11	Southern Division Semi-Finals
1985-86	Rochester (AHL)	34-39-7	
1986-87	Rochester (AHL)	47-26-7	Calder Cup Champions
1987-88	Rochester (AHL)	42-26-7	Southern Division Quarter Finals
1988-89	Rochester (AHL)	38-37-5	
1989-90	Rochester (AHL)	43-28-9	Calder Cup runner-up Reg. Seas. Div. Champs
1990-91	Buffalo (NHL)	—	Associate Coach
1991-92	Buffalo (NHL)	—	Associate Coach
1992-93	Rochester (AHL)	40-33-7	Calder Cup runner-up
1993-94	Rochester (AHL)	31-34-15	Southern Division Quarter Finals
AMERKS/AHL COACHING RECORD		351-305-77	
		298-244-68	

PLAYING RECORD

Season	Team	League	GP	REGULAR SEASON					PLAYOFFS				
				G	A	PTS	PIM	GP	G	A	PTS	PIM	
1972-73	Nova Scotia ..	AHL	76	5	29	34	139	13	1	6	7	26	
1973-74	Nova Scotia ..	AHL	47	8	20	28	78	—	—	—	—	—	
	Montreal	NHL	20	1	4	5	18	1	0	0	0	0	
1974-75	Montreal	NHL	9	0	2	2	0	—	—	—	—	—	
	Nova Scotia ..	AHL	43	4	13	17	68	6	1	3	4	9	
1975-76	Montreal	NHL	46	6	11	17	31	—	—	—	—	—	
1976-77	Montreal	NHL	4	0	1	1	0	—	—	—	—	—	
	Colorado	NHL	41	2	11	13	32	—	—	—	—	—	
1977-78	Colorado	NHL	80	12	42	54	87	2	0	1	1	2	
1978-79	Colorado	NHL	76	9	34	43	46	—	—	—	—	—	
1979-80	Buffalo	NHL	80	11	40	51	55	14	3	5	8	12	
1980-81	Buffalo	NHL	80	18	51	69	69	8	1	8	9	7	
1981-82	Buffalo	NHL	69	14	54	68	62	4	0	1	1	6	
1982-83	Buffalo	NHL	65	6	21	27	53	9	1	0	1	10	
1983-84	Quebec	NHL	18	5	3	8	12	—	—	—	—	—	
	Fredericton ...	AHL	45	10	34	44	48	7	2	5	7	8	
1984-85	Rochester	AHL	2	0	0	0	2	—	—	—	—	—	
NHL TOTALS			588	84	274	358	465	38	5	15	20	37	
TOTALS AS A SABRE			294	49	166	215	239	35	5	14	19	35	



TERRY MARTIN

ASSISTANT COACH

1994-95 will be Terry Martin's sixth season as Assistant Coach of the Rochester Americans. He comes off of a '93-'94 campaign in which he helped ice an Amerks' penalty killing unit which was the second best in the American Hockey League. Three of the five Amerk teams he's been with in Rochester have gone to the Calder Cup Finals. His tenure has included two different head coaches, as he started with John Van Boxmeer, worked with

current Sabres' assistant coach Don Lever for two seasons, and saw the return of Van Boxmeer in '92-'93. Terry is recognized by his peers as one of the foremost evaluators of hockey talent.

Prior to his coaching career, Martin began his relationship with the Sabres in 1975-76 after having been selected as the team's third round draft choice in '75. He was taken by Quebec in the 1979 Expansion Draft, and also went on to play with Toronto, Edmonton and Minnesota. His best season came in 1981-82, when he scored 25 goals with 24 assists. The Barrie, Ontario native went on to coach the Toronto Marlboros of the OHL for two seasons before joining the Amerks.

Terry and his wife, Nancy, have a daughter named Tracy.

PLAYING RECORD

Season	Team	League	REGULAR SEASON					PLAYOFFS				
			GP	G	A	PTS	PIM	GP	G	A	PTS	PIM
1973-74	London	OHA	63	33	24	57	38	—	—	—	—	—
1974-75	London	OHA	70	43	57	100	118	—	—	—	—	—
1975-76	Buffalo	NHL	1	0	0	0	0	—	—	—	—	—
	Charlotte	SNL	25	12	10	22	30	—	—	—	—	—
1976-77	Hershey	AHL	19	3	6	9	18	—	—	—	—	—
	Buffalo	NHL	62	11	12	23	8	3	0	2	2	5
1977-78	Hershey	AHL	12	1	4	5	12	—	—	—	—	—
	Buffalo	NHL	21	3	2	5	9	8	2	0	2	5
1978-79	Hershey	AHL	4	2	1	3	2	—	—	—	—	—
	Buffalo	NHL	64	6	8	14	33	—	—	—	—	—
1979-80	Quebec	NHL	3	0	0	0	0	—	—	—	—	—
	Toronto	NHL	37	6	15	21	2	3	2	0	2	7
1980-81	Syracuse	AHL	18	9	9	18	6	—	—	—	—	—
	N. Brunswick	AHL	3	0	1	1	0	—	—	—	—	—
1980-81	Toronto	NHL	69	23	14	37	32	3	0	0	0	0
1981-82	Toronto	NHL	72	25	24	49	39	—	—	—	—	—
1982-83	Toronto	NHL	76	14	13	27	28	4	0	0	0	9
1983-84	Toronto	NHL	63	15	10	25	51	—	—	—	—	—
1984-85	Edmonton	NHL	4	0	2	2	0	—	—	—	—	—
	Nova Scotia	AHL	28	17	11	28	4	—	—	—	—	—
1985-86	Minnesota	NHL	7	1	1	2	0	—	—	—	—	—
	Springfield	AHL	72	19	22	41	17	—	—	—	—	—
1986-87	Newmarket	AHL	72	8	7	15	8	—	—	—	—	—
NHL TOTALS			479	104	101	205	202	21	4	2	6	26
TOTALS AS A SABRE			148	20	22	42	50	11	2	2	4	10

1993-94 REGULAR SEASON SCORING

NO.	PLAYER	GP	G	A	PTS	+/-	PIM	PP	SH	GW	S	PCTG
17	Todd Simon	55	33	52	85	0	79	7	0	6	177	18.6
26	Viktor Gordiuk	74	28	39	67	14	26	6	4	6	226	12.4
28	James Black	45	19	32	51	-18	28	9	1	1	175	10.9
24	Doug Macdonald	63	25	19	44	-17	46	6	0	2	148	16.9
16	Jason Young	68	17	26	43	-18	84	1	2	0	203	8.4
36	Matthew Barriaby	42	10	32	42	-8	153	6	0	0	72	13.9
9	Jody Gage	44	18	21	39	-20	57	12	0	3	126	14.3
18	Mikhail Volkov	62	12	26	38	1	28	3	1	1	85	14.1
10	Jason Dawe	48	22	14	36	-14	44	7	0	2	105	21.0
14	Brad Rubachuk	65	18	18	36	-4	246	4	0	2	130	13.8
23	David Cooper	67	10	25	35	-22	82	5	0	1	126	7.9
4	Philippe Boucher	31	10	22	32	-1	51	6	0	1	157	6.4
20	Sergei Petrenko	38	16	15	31	-14	8	7	0	2	93	17.2
7	Dean Melanson	80	1	21	22	0	138	0	0	0	94	1.1
27	Brett Marietti	38	6	14	20	4	63	1	1	1	50	12.0
21	Mark Kryz	58	2	13	15	0	77	0	1	0	70	2.9
8	Mike Bavis	65	3	11	14	-11	89	0	0	0	62	4.8
10	Scott Metcalfe	16	5	7	12	-1	16	1	0	1	36	13.9
15	Sean O'Donnell	64	2	10	12	0	242	0	0	0	78	2.6
29	Denis Tsygurov	24	1	10	11	-8	10	1	0	0	35	2.9
2	Derek Booth	45	2	8	10	-8	82	1	0	0	32	6.3
28	Vince Guidotti	20	2	8	10	4	8	1	0	0	37	5.4
19	Scott Thomas	11	4	5	9	-2	0	2	0	0	25	16.0
12	Peter Ambroziak	22	3	4	7	-1	53	0	1	0	32	9.4
27	Rick Lessard	8	1	2	3	3	2	0	0	0	6	16.7
5	Brad Pascall	35	2	0	2	-1	33	0	1	2	16	12.5
32	Richie Walcott	17	1	0	1	-5	66	0	0	0	4	25.0
11	Chris Bright	9	1	0	1	0	6	0	0	0	11	9.1
19	Cory Banika	7	1	0	1	-2	12	0	0	0	4	25.0
22	Jim Maher	5	1	0	1	-2	0	0	0	0	7	14.3
11	Kelly Sorensen	4	1	0	1	0	4	0	0	0	3	33.3
29	Rob Melanson	13	0	1	1	-3	24	0	0	0	6	.0
30	Markus Ketterer	32	0	1	1	—	2	0	0	0	0	.0
32	Greg Capson	10	0	0	0	-4	29	0	0	0	0	.0
34	Christian Lalonde	5	0	0	0	-2	6	0	0	0	1	.0
21	Brian Blad	3	0	0	0	-1	0	0	0	0	2	.0
3	Todd Flichel	2	0	0	0	-4	0	0	0	0	1	.0
22	Jamey Hicks	2	0	0	0	-1	4	0	0	0	1	.0
29	John Young	2	0	0	0	0	0	0	0	0	1	.0
32	Davis Payne	2	0	0	0	-1	5	0	0	0	0	.0
11	Alex Kuzminski	1	0	0	0	0	0	0	0	0	0	.0
35	Dominic Maltias	1	0	0	0	-1	0	0	0	0	0	.0
31	Bill Horn	25	0	0	0	—	0	0	0	0	0	.0
1	Bill Pye	19	0	0	0	—	16	0	0	0	0	.0
35	Duane Derksen	6	0	0	0	—	0	0	0	0	0	.0
30	Grant Fuhr	5	0	0	0	—	0	0	0	0	0	.0
35	Mike Parson	3	0	0	0	—	0	0	0	0	0	.0
Bench												62

NO.	GOALTENDER	GP	MIN	AVG	W	L	T	EN	SO	GA	SA	SPCT.										
30	Grant Fuhr	5	310	1.94	3	0	2	0	0	10	145	.935										
31	Bill Horn	25	1394	3.49	9	9	5	1	0	81	559	.873										
35	Duane Derksen	6	235	3.58	2	1	1	0	0	14	115	.891										
30	Markus Ketterer	32	1775	3.72	9	15	5	2	1	110	773	.875										
35	Mike Parson	3	176	4.10	1	2	0	0	0	12	61	.836										
1	Bill Pye	19	980	4.29	7	7	2	0	0	70	462	.868										
Totals												80	4879	3.69	31	34	15	3	1	297	2115	.876

1993-94 AHL REGULAR SEASON STANDINGS

	GP	W	L	T	PTS	GF	GA
Southern							
Hershey	80	38	31	11	87	306	298
Hamilton	80	36	37	7	79	302	305
Cornwall	80	33	36	11	77	294	295
Rochester	80	31	34	15	77	277	300
Binghamton	80	33	38	9	75	312	322
Northern							
Adirondack	80	45	27	8	98	333	273
Portland	80	43	27	10	96	328	269
Albany	80	38	34	8	84	312	315
Springfield	80	29	38	13	71	309	327
Providence	80	28	39	13	69	283	319
Atlantic							
St. John's	80	45	23	12	102	360	287
Saint John, NB	80	37	33	10	84	305	305
Moncton	80	37	36	7	81	310	303
Cape Breton	80	32	35	13	77	316	339
Fredericton	80	31	42	7	69	294	296
PEI Senators	80	23	49	8	54	269	356

1993-94 AHL SCORING LEADERS

Name and Team	GP	G	A	PTS
Tim Taylor, Adirondack	79	36	81	117
Rich Chernomaz, St. John's	78	45	65	110
Stephane Morin, Hamilton	69	38	71	109
Jeff Nelson, Portland	80	34	73	107
Yanic Perreault, St. John's	62	45	60	105
Mitch Lamoureux, Hershey	80	45	60	105
Mike Tomiak, Springfield	79	44	56	100
Mark Pederson, Adirondack	62	52	45	97
Patrik Augusta, St. John's	77	53	43	96
Chris Snell, St. John's	75	22	74	96

1993-94 AHL ALL-STARS

First Team

Byron Dafoe, Portland
 Chris Snell, St. John's
 Jason York, Adirondack
 Tim Taylor, Adirondack
 Rich Chernomaz, St. John's
 Mark Pederson, Adirondack

Position

Goal
 Defense
 Defense
 Center
 Right Wing
 Left Wing

Second Team

Mike Fountain, Hamilton
 Rob Cowie, Springfield
 Bob Wilkie, Hershey
 Stephane Morin, Hamilton
 Patrik Augusta, St. John's
 Michel Picard, Portland

Les Cunningham Award (MVP): Rich Chernomaz, St. John's
 Eddie Shore Award (Top Defenseman): Chris Snell, St. John's
 "Red" Garrett Award (Rookie of the Year): Rene Corbet, Cornwall
 Fred Hunt Award (Sportsmanship & Dedication): Jim Nesich, Cape Breton

1994 PLAYOFF SCORING STATISTICS

No.	Name	GP	G	A	PTS	PIM	PP	SH	GW	SHOT	+/-
28	James Black	4	2	3	5	0	0	1	0	18	0
16	Jason Young	4	2	2	4	8	0	0	0	19	-1
26	Viktor Gordiuk	4	3	0	3	2	1	0	0	15	-1
24	Doug Macdonald	4	1	1	2	8	0	0	0	9	-4
23	David Cooper	4	1	1	2	2	1	0	0	11	+2
14	Brad Rubachuk	4	1	1	2	10	0	0	0	8	-4
11	Davis Payne	3	0	2	2	0	0	0	0	0	-1
18	Mikhail Volkov	4	0	2	2	2	0	0	0	2	+3
10	Scott Metcafe	4	1	0	1	31	0	0	0	5	-5
29	Denis Tsygurov	1	0	1	1	0	0	0	0	3	+1
8	Mike Bavis	2	0	1	1	0	0	0	0	0	-1
22	Mike Barrie	3	0	1	1	0	0	0	0	4	-2
7	Dean Melanson	4	0	1	1	2	0	0	0	2	-3
21	Mark Kryz	4	0	1	1	6	0	0	0	4	-5
15	Sean O'Donnell	4	0	1	1	21	0	0	0	2	-3
27	Rick Lessard	4	0	0	0	2	0	0	0	4	-1
5	Brad Pascall	3	0	0	0	0	0	0	0	0	0
19	Cory Banika	3	0	0	0	0	0	0	0	4	-1
34	Greg Capson	1	0	0	0	2	0	0	0	1	-1
30	Markus Ketterer	4	0	0	0	0	0	0	0	0	—
31	Bill Horn	1	0	0	0	0	0	0	0	0	—

No.	Goalie	GP	MIN	GAA	W	L	EN	SO	GA	SAVE	PCT.
30	Markus Ketterer	4	199	3.92	0	3	0	0	13	85	.867
31	Bill Horn	1	42	7.14	0	1	0	0	5	12	.706
	Team Totals	4	241	4.48	0	4	0	0	18	97	.843

Period Scoring:

	1	2	3	OT	TOT
Americans	5	5	1	0	11
Opponents	6	6	4	2	18

Home Record: 0-2
 Road Record: 0-2

Period Shots:

	1	2	3	OT	TOT
Americans	48	28	35	0	111
Opponents	39	36	37	3	115

Power Play: 2 of 20 - 10.0%
 Penalty Killing: 18 of 22 - 81.8%

AHL 1994 PLAYOFF REVIEW

Quarter Finals

Adirondack defeated Springfield four games to two.
 Portland defeated Albany four games to one.
 Hershey defeated Rochester four games to none.
 Cornwall defeated Hamilton four games to none.
 St. John's defeated Cape Breton four games to one.
 Moncton defeated St. John four games to three.

Mini-Series

Moncton defeated Cornwall two games to none.

Caldor Cup Finals

Portland defeated Moncton four games to two.

Jack Butterfield Trophy Winner (M.V.P. of Playoffs):
 Olaf Kolzig, Portland

Semi-Finals

Portland defeated Adirondack four games to three.
 Moncton defeated St. John's four games to two.
 Cornwall defeated Hershey four games to three.

AMERICANS' TEAM SEASON RECORDS

CATEGORY	OVERALL	HOME	AWAY
Points - Most	101 (twice)	64 (87-88)	46 (90-91)
- Least	52 (69-70)	37 (69-70)	10 (62-63)
Wins - Most	48 (64-65)	30 (87-88)	21 (twice)
- Least	18 (69-70)	14 (69-70)	4 (twice)
Losses - Most	42 (twice)	18 (78-79)	30 (62-63)
- Least	21 (twice)	4 (65-66)	13 (twice)
Ties - Most	16 (69-70)	9 (69-70)	8 (4 times)
- Least	2 (twice)	0 (twice)	1 (3 times)

Most Goals Scored - 389 (82-83)
 Fewest Goals Scored - 205 (57-58)
 Most Goals Against - 349 (78-79)
 Fewest Goals Against - 199 (twice)

Most Scoring Points: 1043 (82-83)
 Most Power-Play Goals: 109 (92-93)
 Most Short-handed Goals: 19 (82-83, 88-89, 89-90)
 Most Penalty Minutes: 2356 (88-89)

Most 20 Goal Scorers: 8 (73-74, 77-78, 82-83)
 Most 30 Goal Scorers: 5 (64-65, 81-82, 82-83)
 Most 40 Goal Scorers: 3 (74-75, 82-83, 89-90)

Longest Winning Streak: 11 (Oct. 11 - Nov. 2, 1984)
 Longest Home Winning Streak: 15 (Jan. 17 - Mar. 26, 1965)
 Longest Unbeaten Streak: 14 (1965-66 - 13-0-1)
 Longest Losing Streak: 10 (Feb. 6 - 21, 1981; Oct. 7-29, 1988)
 Longest Winless Streak: 14 (Mar. - Apr., 1970 - 0-10-4)

1993-94 AHL SCORING LEADERS

Most Goals: 14 (vs. Cleveland, Nov. 24, 1966)
 Most Goals on Road: 10 (vs. Springfield, Apr. 1, 1972; vs. Fredericton, Nov. 24, 1981; vs. Maine, Dec. 29, 1982)
 Most Assists: 25 (vs. St. Catharines, Apr. 7, 1985)
 Most Points: 38 (vs. St. Catharines, Apr. 7, 1985)
 Most Goals - Both Teams: 20 (Rochester 14, Cleveland 6 - Nov. 24, 1966)
 Greatest Winning Margin: 12 (Rochester 13, New Haven 1 - Jan. 17, 1975)
 Greatest Losing Margin: 12 (Providence 15, Rochester 3 - Feb. 13, 1972; Nova Scotia 13, Rochester 1 - Feb. 15, 1980; Baltimore 12, Rochester 0 - Nov. 23, 1984)
 Highest Tie Score: 8-8 (Nov. 11, 1962 vs. Springfield)
 Scoreless Ties: Nov. 7, 1964 vs. Buffalo; Mar. 31, 1967 vs. Pittsburgh; Feb. 26, 1971 vs. Baltimore; Feb. 11, 1972 vs. Richmond; Jan. 27, 1974 vs. Virginia; Nov. 20, 1991 at Halifax.

AMERICANS' ONE-SEASON INDIVIDUAL RECORDS

Most Goals: 61 (Paul Gardner - 1985-86)
 Most Assists: 73 (Geordie Robertson - 1982-83)
 Most Points: 119 (Geordie Robertson - 1982-83)
 Most Penalty Minutes: 446 (Rob Ray - 1988-89)
 Most Power Play Goals: 25 (Paul Gardner - 1985-86)
 Most Short-handed Goals: 11 (Gary McAdam - 1982-83)
 Most Game-Winning Goals: 9 (Jody Gage - 1987-88)
 Most Unassisted Goals: 9 (Paul O'Neill - 1975-76)

Most Goals by a Center: 61 (Paul Gardner - 1985-86)
 Most Assists by a Center: 73 (Geordie Robertson - 1982-83)
 Most Points by a Center: 119 (Geordie Robertson - 1982-83)
 Most Penalty Minutes by a Center: 246 (Brad Rubachuk - 1993-94)

Most Goals by a Left Wing: 51 (Murray Kuntz - 1973-74)
 Most Assists by a Left Wing: 59 (Stan Smrke - 1964-65)
 Most Points by a Left Wing: 98 (Dick Gamble - 1965-66; Mike Donnelly - 1989-90)
 Most Penalty Minutes by a Left Wing: 446 (Rob Ray - 1988-89)

Most Goals by a Right Wing: 60 (Jody Gage - 1987-88)
 Most Assists by a Right Wing: 61 (Ed Litzenberger - 1964-65)
 Most Points by a Right Wing: 104 (Jody Gage - 1987-88)
 Most Penalty Minutes by a Right Wing: 352 (Kevin Kerr - 1987-88)

Most Goals by a Defenseman: 18 (Rick Pagnutti - 1972-73)
 Most Assists by a Defenseman: 58 (Bob Hess - 1980-81)
 Most Points by a Defenseman: 75 (Bob Hess - 1980-81)
 Most Penalty Minutes by a Defenseman: 322 (Jim Hofferford - 1987-88)

Most Goals by a Goaltender: 1 (Darcy Wakaluk - 1987-88)
 Most Assists by a Goaltender: 7 (Darcy Wakaluk - 1989-90; David Littman - 1990-91)
 Most Penalty Minutes by a Goaltender: 55 (Jim Pettie - 1976-77)
 Most Games Played by a Goaltender: 72 (Gerry Cheevers - 1964-65)
 Most Minutes Played by a Goaltender: 4359 (Gerry Cheevers - 1964-65)
 Most Wins by a Goaltender: 48 (Gerry Cheevers - 1964-65)
 Most Shutouts by a Goaltender: 6 (Bob Perreault - 1967-68)
 Lowest Goals-Against Average: 2.68 (Gerry Cheevers - 1964-65)

Most Goals by a Rookie: 42 (Donald Audette - 1989-90)
 Most Assists by a Rookie: 66 (Todd Simon - 1992-93)
 Most Points by a Rookie: 98 (Peter Ciavaglia - 1991-92)
 Most Penalty Minutes by a Rookie: 446 (Rob Ray - 1988-89)

Most Consecutive Games With a Point: 25 (Peter Ciavaglia - 1992-93)

AMERICANS' INDIVIDUAL GAME RECORDS

Most Goals: 5 (Dave Hynes - Jan. 17, 1975; Donald Audette - Oct. 29, 1989)
 Most Assists: 6 (Rudy Migay - Feb. 6, 1959; Ed Litzenberger - Jan. 24, 1965; Geordie Robertson - Dec. 26, 1983)
 Most Points: 7 (Ed Joyal - Feb. 24, 1967; Geordie Robertson - Dec. 26, 1983; Darrin Shannon, Jan. 13, 1991)
 Most Penalty Minutes: 54 (Wally Weir - Jan. 16, 1981 - four misconducts, two majors, two minors)

ALL-TIME AMERICANS' REGULAR SEASON RECORDS

Season	GP	W	L	T	Pts.	Coach
1956-57	64	34	25	5	73	Billy Reay
1957-58	70	29	35	6	64	Roly McLeanahan
1958-59	70	34	31	5	73	Bucko MacDonald, Sam Pollack, Steve Kraftcheck
1959-60	72	40	27	5	85	Steve Kraftcheck
1960-61	72	32	36	4	68	Steve Kraftcheck, Jack Riley
1961-62	70	33	31	6	72	Johnny Crawford
1962-63	72	24	39	9	57	Rudy Migay
1963-64	72	40	30	2	82	Joe Crozier
1964-65	72	48	21	3	99	Joe Crozier
1965-66	72	46	21	5	97	Joe Crozier
1966-67	72	38	25	9	85	Joe Crozier
1967-68	72	38	25	9	85	Joe Crozier
1968-69	74	25	38	11	61	Dick Gamble
1969-70	72	18	38	16	52	Dick Gamble
1970-71	72	25	36	11	61	Dick Gamble, John O'Flaherty
1971-72	76	28	38	10	66	Doug Adams, Don Cherry
1972-73	76	33	31	12	78	Don Cherry
1973-74	76	42	21	13	97	Don Cherry
1974-75	76	42	25	9	93	Dick Mattiussi
1975-76	76	42	25	9	93	Dick Mattiussi
1976-77	80	42	33	5	89	Duane Rupp
1977-78	81	43	31	7	93	Duane Rupp
1978-79	80	26	42	12	64	Duane Rupp, Gary Darling, Ron Garwasiuk, Pat Kelly
1979-80	80	28	42	10	66	Billy Inglis
1980-81	80	30	42	8	68	Mike Keenan
1981-82	80	40	31	9	89	Mike Keenan
1982-83	80	46	25	9	101	Mike Keenan
1983-84	80	46	32	2	94	Joe Crozier
1984-85	80	40	27	13	93	Jim Schoenfeld, John Van Boxmeer
1985-86	80	34	39	7	71	John Van Boxmeer
1986-87	80	47	26	7	101	John Van Boxmeer
1987-88	80	46	27	7	100	John Van Boxmeer
1988-89	80	38	37	5	81	John Van Boxmeer
1989-90	80	43	28	9	95	John Van Boxmeer
1990-91	80	45	26	9	99	Don Lever
1991-92	80	37	31	12	86	Don Lever
1992-93	80	40	33	7	87	John Van Boxmeer
1993-94	80	31	34	15	77	John Van Boxmeer

CAREER LEADERS 1956-1994

Games Played

Jody Gage	614
Dick Gamble	571
Norm Armstrong	566
Darryl Sly	517
Stan Smrke	513
Bronco Horvath	473
Gerry Ehman	465
Les Duff	399
Don Cherry	390
Jim Jackson	360

Goals

Jody Gage	344
Dick Gamble	300
Gerry Ehman	237
Bronco Horvath	199
Stan Smrke	197
Geordie Robertson	164
Norm Armstrong	164
Mai Davis	155
Bob Mongrain	153
Jim Pappin	134
Barry Merrell	134

Assists

Jody Gage	360
Bronco Horvath	343
Gerry Ehman	283
Dick Gamble	265
Stan Smrke	239
Geordie Robertson	231
Norm Armstrong	228
Jim Jackson	205
Barry Merrell	187
Bob Mongrain	186

Points

Jody Gage	704
Dick Gamble	565
Bronco Horvath	542
Gerry Ehman	520
Stan Smrke	436
Geordie Robertson	395
Norm Armstrong	392
Bob Mongrain	339
Barry Merrell	321
Ron Garwasiuk	308

Penalty Minutes

Jim Hofford	1,212
Norm Armstrong	983
Rob Ray	796
Chris Langevin	750
Kevin Kerr	680
Brad Rubachuk	665
Ron Garwasiuk	655
Sean O'Donnell	638
Brad Miller	638
Ray Maluta	608

SABRE FACT

The Rochester Americans led the American Hockey League in attendance for 10 straight seasons from 1982-83 — 1991-92. Here are the numbers for the past several seasons:

1993-94	— 225,848	1981-82	— 197,345
1992-93	— 222,920	1980-81	— 165,307
1991-92	— 242,820	1979-80	— 166,936
1990-91	— 255,470	1978-79	— 141,923
1989-90	— 260,277	1977-78	— 186,120
1988-89	— 255,776	1976-77	— 172,722
1987-88	— 254,601	1975-76	— 180,899
1986-87	— 242,112	1974-75	— 209,371
1985-86	— 243,142	1973-74	— 201,428
1984-85	— 255,585	1972-73	— 197,151
1983-84	— 220,866	1971-72	— 138,886
1982-83	— 218,720	1970-71	— 146,074



Back Check



Fore Check



Quality Chekd®



Hip Check



Body Check



Bounced Check



Quality Chekd®



A Crushing Check



Missed His Check



Quality Chekd®



Wendy's Dairy

DIVISION OF NIAGARA MILK COOPERATIVE INC.

Serving the Niagara Frontier with the finest Dairy Foods for over 50 years

PHONE 283-8741 692-6543



AMERICANS' 1994-95 SCHEDULE

HOME

Fri., Sep. 30 Adirondack
 Fri., Oct. 14 Binghamton
 Sun., Oct. 16 Springfield
 Sun., Oct. 23 Binghamton
 Fri., Oct. 28 Portland
 Fri., Nov. 4 Syracuse
 Sun., Nov. 6 Binghamton
 Fri., Nov. 11 Worcester
 Sun., Nov. 13 Cornwall
 Fri., Nov. 18 Hershey
 Fri., Nov. 25 Cornwall
 Sun., Dec. 11 Cornwall
 Fri., Dec. 16 St. John's
 Sun., Dec. 18 Hershey
 Mon., Dec. 26 Cornwall
 Fri., Jan. 6 P.E.I.
 Sun., Jan. 8 Albany
 Wed., Jan. 11 Cape Breton
 Fri., Jan. 13 Cape Breton
 Fri., Jan. 20 Adirondack
 Sun., Jan. 22 Albany
 Wed., Jan. 25 Syracuse
 Fri., Jan. 27 Providence
 Wed., Feb. 8 Hershey
 Fri., Feb. 10 Springfield
 Sun., Feb. 12 Syracuse
 Fri., Feb. 17 Binghamton
 Wed., Feb. 22 Syracuse
 Fri., Feb. 24 Adirondack
 Sun., Feb. 26 Providence
 Sun., Mar. 5 Hershey
 Fri., Mar. 10 Binghamton
 Sun., Mar. 12 Fredericton
 Wed., Mar. 22 Syracuse
 Fri., Mar. 24 Saint John
 Sun., Mar. 26 Albany
 Wed., Mar. 29 Worcester
 Fri., Mar. 31 Hershey
 Fri., Apr. 7 Syracuse
 Sun., Apr. 9 Hershey

ROAD

Sat., Oct. 1 Hershey
 Fri., Oct. 7 Syracuse
 Sat., Oct. 8 Adirondack
 Sun., Oct. 9 Cornwall
 Sat., Oct. 15 Binghamton
 Fri., Oct. 21 Cornwall
 Sat., Oct. 29 Binghamton
 Sun., Oct. 30 Worcester
 Sat., Nov. 5 Syracuse
 Wed., Nov. 9 Albany
 Sat., Nov. 19 Hershey
 Wed., Nov. 23 Worcester
 Sat., Nov. 26 Saint John
 Sun., Nov. 27 P.E.I.
 Tue., Nov. 29 Fredericton
 Fri., Dec. 2 Cape Breton
 Sun., Dec. 4 Cape Breton
 Tue., Dec. 6 St. John's
 Sat., Dec. 17 Hershey
 Wed., Dec. 21 Cornwall
 Fri., Dec. 23 Syracuse
 Tue., Dec. 27 Providence
 Wed., Dec. 28 Portland
 Fri., Dec. 30 Springfield
 Sat., Dec. 31 Adirondack
 Sat., Jan. 14 Cornwall
 Sat., Jan. 21 Hershey
 Sat., Jan. 28 Springfield
 Fri., Feb. 3 Binghamton
 Sat., Feb. 4 Hershey
 Sat., Feb. 11 Albany
 Sun., Feb. 19 Binghamton
 Mon., Feb. 20 Syracuse
 Sat., Feb. 25 Albany
 Sat., Mar. 11 Syracuse
 Fri., Mar. 17 Syracuse
 Sat., Apr. 1 Adirondack
 Sun., Apr. 2 Providence
 Wed., Apr. 5 Hershey
 Sat., Apr. 8 Binghamton

Starting Times:

Wednesday and Friday nights - 7:35 p.m.
Sunday nights - 6:05 p.m.

THE HOME OF THE SABRES



WGR NEWS
RADIO **55**

BUFFALO BISONS HOCKEY



HOCKEY IN BUFFALO ... BEFORE THE SABRES

Celebrating an anniversary, as are the Sabres with the team's 25th season in 1994-95, usually includes a reflection on the past. So, this year the look back also features hockey in Buffalo before the current NHL franchise was born. For 31 years, fans watched the Buffalo Bisons of the American Hockey League, a team which won five Calder Cups as league champions, to go with four runner-up performances in the finals.

ALL-TIME BISONS' REGULAR SEASON RECORDS

Season	GP	W	L	T	Pts.	Coach
1936-37+	11	3	8	0	6	NA
1940-41	56	19	27	10	48	Tiny Thomas
1941-42	56	25	25	6	56	Tiny Thomas
1942-43*	56	28	21	7	63	Art Chapman
1943-44*	54	25	16	13	63	Art Chapman
1944-45	60	31	21	8	70	Art Chapman
1945-46*	62	38	16	8	84	Frank Beisler
1946-47	64	36	17	11	83	Frank Beisler
1947-48-	68	41	23	4	86	R. Goldsworthy
1948-49	68	33	27	8	74	Hector Blake, R. Goldsworthy
1949-50	70	32	29	9	73	R. Goldsworthy
1950-51	70	40	26	4	84	R. Goldsworthy
1951-52	68	28	36	4	60	R. Goldsworthy
1952-53	64	22	39	3	47	Frank Eddolls
1953-54	70	39	24	7	85	Frank Eddolls
1954-55-	64	31	28	5	67	Gaye Stewart
1955-56	64	29	30	5	63	Frank Eddolls
1956-57	64	25	37	2	52	Frank Eddolls
1957-58	70	25	42	3	53	Harry Watson
1958-59-	70	38	28	4	80	Bobby Kirk, Fred Hunt
1959-60	72	33	35	4	70	Dit Clapper
1960-61	72	35	34	3	73	Frank Eddolls
1961-62-	70	36	31	3	75	Billy Reay
1962-63*	72	41	24	7	89	Billy Reay
1963-64	72	25	40	7	57	Tex Evans
1964-65	72	40	26	6	86	Phil Watson
1965-66	72	29	40	3	61	Phil Watson
1966-67	72	14	51	7	35	Fred Hunt
1967-68	72	32	28	12	76	Fred Shero
1968-69	74	41	18	15	97	Fred Shero
1969-70*	72	40	17	15	95	Fred Shero

+ - Buffalo withdrew December 9, 1936 when fire destroyed building and all games involving Buffalo were eliminated from counting in the standings.

* - Won Calder Cup.

-- Runner-up in Calder Cup Finals.

HOCKEY IN BUFFALO ... BEFORE THE SABRES

BISONS PLAYERS SCORING 100 OR MORE POINTS IN ONE SEASON

Player	Year	GP	G	A	Pts
Ab DeMarco	1950-51	64	37	76	113
Phil Maloney	1960-61	71	37	65	102
Art Stratton	1964-65	71	25	84	109

50-GOAL SCORERS

Player	Year	GP	G	Pts
Len Lunde	1964-65	72	50	96
Guy Trottier	1969-70	71	55	88

BISONS PLAYERS AS AHL REGULAR SEASON SCORING LEADERS

Player	Year	GP	G	A	Pts
Ab DeMarco	1950-51	64	37	76	113
Art Stratton	1964-65	71	25	84	109

BISONS PLAYERS AS AHL REGULAR SEASON GOALTENDING LEADERS

Goalie	Year	GP	GA	SO	GAA
Gordie Bell	1942-43	52	125	9	2.40
Yves Nadon	1944-45	30	87	3	2.90
Connie Dion*	1945-46	42	124	1	2.95
Jacques Plante	1953-54	55	148	3	2.69
Dennis DeJordy	1962-63	67	187	6	2.79
Gilles Villemure	1968-69	62	148	6	2.41
Gilles Villemure	1969-70	65	156	8	2.52

* - spent part of the season with St. Louis

AMERICAN HOCKEY LEAGUE TROPHIES

WON BY THE BISON

Louis A.R. Pieri Memorial Award - Named in honor of the late long-time contributor to the American Hockey League as owner of the Providence Reds. It is presented to the outstanding coach in the AHL.

1969-70 - Fred Shero

Les Cunningham Plaque - Named in honor of the first AHL player to score 200 points in regular season play. Les Cunningham played a total of 10 seasons with the Cleveland Barons, averaging better than a point a game. It is presented to the most valuable player selected by the media and players of the League.

1950-51 - Ab DeMarco
1960-61 - Phil Maloney
1962-63 - Dennis DeJordy
1964-65 - Art Stratton
1968-69 - Gilles Villemure
1969-70 - Gilles Villemure

John B. Sollenberger Trophy - Named in honor of the longtime contributor to the AHL as manager and president of the Hershey Bears, and former Chairman of the Board of Governors of the American Hockey League. It is presented to the individual who accumulated the most points over the course of the season. (Previously known as the Wally Kilrea Trophy and the Carl Liscombe Trophy.)

1950-51 - Ab DeMarco
1964-65 - Art Stratton

Eddie Shore Plaque - Named in honor of the late Hockey Hall of Fame member who, after retiring from the NHL in 1940, bought the Springfield franchise and operated it until his retirement in 1976. Shore is widely regarded as one of hockey's greatest defensemen. The award goes to the player voted by the media and the players in each AHL city adjudged to be the best defenseman in the League.

1968-69 - Bob Blackburn

Harry (Hap) Holmes Memorial Trophy - From 1947-48 through 1970-71 this award was given annually to the goaltender with the lowest goals-against average providing he had played in 50% of the total championship games. Harry "Hap" Holmes was an early figure in professional hockey and was one of the outstanding goalkeepers of his era. He played for and managed the Cleveland entry in pre-AHL days.

1949-50 - Connie Dion
1962-63 - Dennis DeJordy
1968-69 - Gilles Villemure
1969-70 - Gilles Villemure

Dudley (Red) Garrett Memorial Trophy - Named after a young player who gave his life during World War II while in the service of the Canadian Navy. It is presented annually to the American Hockey League's outstanding rookie as voted by the media and players in each AHL city.

1949-50 - Paul Meger
1953-54 - Don Marshall
1960-61 - Chico Maki
1962-63 - Doug Robinson
1964-65 - Ray Cullen

BUFFALO BISON

First Team

G — Gordon Bell (1942-43)
D — Frank Beisler (1942-43)
D — Roger Leger (1944-45)
D — Gordon Davidson (1944-45)
D — Roger Leger (1945-46)
C — Murdo MacKay (1948-49)
C — Ab DeMarco (1950-51)
LW — Paul Meger (1950-51)
D — Frank Eddolls (1953-54)
RW — Ed Slowinski (1953-54)
LW — Gaye Stewart (1953-54)
D — Frank Sullivan (1955-56)
G — Marcel Paille (1958-59)
D — Ivan Irwin (1958-59)
C — Phil Maloney (1960-61)
LW — Dick Gamble (1960-61)
LW — Barry Cullen (1961-62)
G — Dennis DeJordy (1962-63)
C — Art Stratton (1962-63)
RW — John McKenzie (1962-63)
C — Art Stratton (1964-65)
LW — Len Lunde (1964-65)
RW — Pat Hannigan (1964-65)
D — Ron Ingram (1967-68)
G — Gilles Villemure (1968-69)
D — Bob Blackburn (1968-69)
RW — Guy Trottier (1968-69)
G — Gilles Villemure (1969-70)
RW — Guy Trottier (1969-70)

Second Team

G — Claude Bourque (1941-42)
RW — Bill Summerhill (1942-43)
D — Gordon Davidson (1943-44)
G — Connie Dion (1945-46)
G — Connie Dion (1949-50)
C — Ab DeMarco (1949-50)
LW — Paul Meger (1949-50)
D — Hugh Currie (1950-51)
RW — Lorne Davis (1952-53)
D — Frank Sullivan (1954-55)
C — Ken Wharram (1954-55)
C — Larry Wilson (1955-56)
G — Harry Lumley (1956-57)
D — Frank Sullivan (1956-57)
D — Frank Martin (1958-59)
D — Gus Mortson (1959-60)
C — Larry Wilson (1959-60)
D — Ian Cushenan (1962-63)
LW — Doug Robinson (1962-63)
G — Ed Chadwick (1964-65)
D — John Miszuk (1964-65)
D — Ron Ingram (1968-69)
C — Dennis Hextall (1968-69)
LW — Don Blackburn (1969-70)

SABRE FACT

Buffalo fans may join the Sabres Booster Club through the following:

P.O. Box 1065
Cheektowaga, NY 14225
(716) 834-3761

Tim Hortons.



YOU'VE ALWAYS GOT TIME

Stop in any time for freshly baked goods
and fresh hot Tim Hortons coffee.

- 1705 Niagara Falls Blvd., Amherst 833-4233
- 1137 Bailey Ave., Buffalo 893-8611
- 3515 Seneca St., West Seneca 674-7960
- 5816 Transit Rd., Lockport 433-3032
- 19000 Military Rd. (Factory Outlet Mall), Niagara Falls 298-4606
- 1777 Sheridan Dr., Tonawanda 871-0052
- 5226 Sheridan Dr., Williamsville 626-5993
- 342 Buffalo Rd., Hamburg 648-4838
- 5316 Transit Rd., Depew (New Location)
- The Walker Centre, 5140 Main St., Suite 301, Williamsville (New Location)

RADIO-TELEVISION INFORMATION

WGR Radio, AM 550, remains "The Voice of the Sabres" in 1994-95, carrying all 84 games, home and away, live on the Sabres Hockey Network. Rick Jeanneret returns for another season as play-by-play man, flanked by former Sabre Larry Playfair who will handle color commentary. Your host for "Hockey Night with the Sabres" is Sports Director Barry Buetel. They will also carry all pre- and post-season contests. The radio broadcasts will be heard on a network of stations throughout the area. We suggest you check your local listings to see if Sabres games are carried in your area.

On television, Empire Sports Network has been granted exclusive rights to all Sabres games in the United States and Canada through the 1996-97 season. This year they will televise 60 games, 26 home and 34 away. Ten of the 60 televised games will be simulcast on WUTV, Fox 29. In addition, Empire is showing both the preseason opener (Sept. 11 in Hamilton, Ontario vs. the New York Islanders) and all playoff games. The television broadcast team of John Gurtler (play-by-play) and Jim Lorentz (color commentary) returns for the '94-'95 season.

Empire Sports Network, the newest regional sports network in the country, currently in its fourth year of operation, currently distributes Sabres hockey to over 700,000 homes in Western and Central New York and Northern Pennsylvania.

1994-95 SABRES TELEVISION SCHEDULE

Saturday	October 1	at Quebec Nordiques	7:00 p.m.	Thursday	February 2	at New Jersey Devils	7:30 p.m.
Wednesday	October 5	at Pittsburgh Penguins	7:30 p.m.	Saturday	February 4	*at Philadelphia Flyers	1:00 p.m.
Friday	October 7	vs. Montreal Canadiens	7:30 p.m.	Tuesday	February 7	vs. Dallas Stars	7:30 p.m.
Saturday	October 8	at Montreal Canadiens	7:30 p.m.	Thursday	February 9	vs. Florida Panthers	7:30 p.m.
Wednesday	October 12	at Detroit Red Wings	7:30 p.m.	Saturday	February 11	at Toronto Maple Leafs	7:30 p.m.
Friday	October 14	vs. Hartford Whalers	7:30 p.m.	Sunday	February 12	vs. Boston Bruins	7:00 p.m.
Friday	October 21	vs. Florida Panthers	7:30 p.m.	Wednesday	February 15	vs. New York Rangers	7:30 p.m.
Saturday	October 29	at Boston Bruins	7:00 p.m.	Friday	February 17	at Florida Panthers	7:30 p.m.
Saturday	November 5	at Philadelphia Flyers	7:30 p.m.	Saturday	February 18	at Tampa Bay Lightning	7:00 p.m.
Saturday	November 12	*at San Jose Sharks	10:30 p.m.	Wednesday	February 22	vs. New York Islanders	7:30 p.m.
Tuesday	November 15	*at Anaheim Mighty Ducks	10:30 p.m.	Saturday	February 25	at Hartford Whalers	7:00 p.m.
Thursday	November 17	*at Los Angeles Kings	10:30 p.m.	Sunday	February 26	vs. New York Rangers	7:00 p.m.
Wednesday	November 23	vs. Boston Bruins	7:30 p.m.	Thursday	March 2	at Chicago Blackhawks	8:30 p.m.
Friday	November 25	vs. Vancouver Canucks	7:30 p.m.	Wednesday	March 8	at New York Rangers	7:30 p.m.
Wednesday	November 30	at New York Rangers	7:30 p.m.	Friday	March 10	at Winnipeg Jets	8:30 p.m.
Friday	December 2	vs. Los Angeles Kings	7:30 p.m.	Sunday	March 12	at St. Louis Blues	7:00 p.m.
Saturday	December 3	at New York Islanders	7:00 p.m.	Tuesday	March 14	vs. Boston at Hamilton, Ont.	7:30 p.m.
Wednesday	December 7	vs. Pittsburgh Penguins	7:30 p.m.	Thursday	March 16	vs. Detroit Red Wings	7:30 p.m.
Saturday	December 10	at Pittsburgh Penguins	7:30 p.m.	Saturday	March 18	*at Boston Bruins	1:30 p.m.
Friday	December 16	vs. Montreal Canadiens	7:30 p.m.	Sunday	March 19	*vs. Tampa Bay Lightning	2:00 p.m.
Saturday	December 17	at Boston Bruins	7:00 p.m.	Tuesday	March 21	vs. Pittsburgh Penguins	7:30 p.m.
Wednesday	December 21	at Montreal Canadiens	7:30 p.m.	Friday	March 24	vs. Quebec Nordiques	7:30 p.m.
Tuesday	December 27	vs. New Jersey Devils	7:30 p.m.	Saturday	March 25	at Montreal Canadiens	7:30 p.m.
Thursday	December 29	at Pittsburgh Penguins	7:30 p.m.	Wednesday	March 29	vs. Edmonton Oilers	7:30 p.m.
Saturday	December 31	*vs. Philadelphia Flyers	7:30 p.m.	Saturday	April 1	*at New York Islanders	1:00 p.m.
Saturday	January 7	at Hartford Whalers	7:00 p.m.	Sunday	April 2	*vs. Ottawa Senators	2:00 p.m.
Friday	January 13	at Calgary Flames	9:30 p.m.	Tuesday	April 4	vs. St. Louis Blues	7:30 p.m.
Sunday	January 15	at Edmonton Oilers	8:00 p.m.	Friday	April 7	vs. Washington Capitals	7:30 p.m.
Wednesday	January 18	*at Vancouver Canucks	10:30 p.m.	Saturday	April 8	at Washington Capitals	7:30 p.m.
Wednesday	January 25	vs. New Jersey Devils	7:30 p.m.				
Saturday	January 28	at Ottawa Senators	7:30 p.m.				

Games denoted with an asterisk (*) will be simulcast on WUTV, Fox 29.

SABRES IN THE COMMUNITY

The Buffalo Sabres are proud of their commitment to "giving something back to the community that gives them so much." From Dale Hawerchuk heading up the Round Up for Roswell Campaign, to Pat LaFontaine's involvement with the United Way, the Sabres are a strong force in the Western New York community.

The Sabres are very generous with their time when it comes to supporting local hospitals. Each year, the Sabres make numerous visits to area hospitals, most notably at Halloween and Thanksgiving times and a very special trip to Children's Hospital on Christmas Eve. For the past four years, the entire team has shown their support at Roswell Park Cancer Institute's black tie gala fundraiser. There they serve as carnival barkers, staff game booths, and give a team effort off the ice in helping raise funds for one of the country's premier cancer institutions.

Players are also involved on individual levels with their favorite charities as well. For example, Rob Ray hosts an annual March of Dimes summer golf event. Brad May lends his name to the Juvenile Diabetes Foundation. Craig Simpson is involved with the Leukemia Foundation. And, at the team's annual booster club dinner, the players all come together as a team to serve as celebrity waiters in an effort to help fund that evening's selected charity.

The commitment doesn't stop with the players, however. It also extends to their wives, the team's alumni, and organizational involvement in various events.



The Buffalo Sabres Wives Association holds an annual toy drive during the holidays and have lent their support to the Kids Escaping Drugs telethon over the past few years.

The alumni play numerous benefit games and also host their own golf tournament to raise funds for Cradle Beach Camp.

Through the team's community relations department, a speakers bureau is available featuring both organizational, coaching, and player speakers. In addition, local groups can make arrangements to come in and watch the team's gameday skate.

The Sabres' organization lends their support to many fundraising activities through the donation of 40 dozen team autographed sticks and 400 pairs of tickets. Last year the club's group sales department staged a food drive benefiting the Buffalo City Mission.

A familiar player off the ice for the Sabres is team mascot, Sabretooth! Making over 400 appearances a year, the popular mascot has even gone as far south as Florida to participate in the National Mascot Olympics. Sabretooth is also an active participant in the Erie County Sheriff Department's School Safety Program, in which he visits approximately 100 schools.



Two Deluxe Ways To Satisfy The Family Who Loves Chocolate.



**Go
SABRES!**

BUFFALO SABRES 1994-1995



SEPTEMBER '94

SUN	MON	TUE	WED	THU	FRI	SAT
				1	2	3
4	5	6	7	8	9	10
11	12	13	14	15	16	17
18	19	20	HAR(STO)	22	NVR(ROC)	TOR
25	26	27	28	29	30	

JANUARY '95

SUN	MON	TUE	WED	THU	FRI	SAT
1	2	3	4	5	6	7
8	9	10	11	12	13	14
16	18	17	18	19	20	21
22	23	24	25	26	27	28
29	30	31				

OCTOBER '94

SUN	MON	TUE	WED	THU	FRI	SAT
						1
2	3	4	5	6	7	8
9	10	11	12	13	14	15
16	17	18	19	20	21	22
23	24	25	26	27	28	29

FEBRUARY '95

SUN	MON	TUE	WED	THU	FRI	SAT
				1	2	3
5	6	7	8	9	10	11
12	13	14	15	16	17	18
19	20	21	22	23	24	25
26	27	28	29	30		

NOVEMBER '94

SUN	MON	TUE	WED	THU	FRI	SAT
		1	2	3	4	5
6	7	8	9	10	11	12
13	14	15	16	17	18	19
20	21	22	23	24	25	26
27	28	29	30			

MARCH '95

SUN	MON	TUE	WED	THU	FRI	SAT
				1	2	3
5	6	7	8	9	10	11
12	13	14	15	16	17	18
19	20	21	22	23	24	25
26	27	28	29	30	31	

DECEMBER '94

SUN	MON	TUE	WED	THU	FRI	SAT
				1	2	3
4	5	6	7	8	9	10
11	12	13	14	15	16	17
18	19	20	21	22	23	24
25	26	27	28	29	30	31

**Denotes afternoon game


HOME GAMES AWAY GAMES

All games on WGR 55 News Radio

Empire

Empire Simulcast on FOX 29

MN (Minnesota) - neutral site; HAM (Hamilton) - neutral site, Home starting times: Sundays & Mondays - 7:05 p.m., Tuesday through Saturday - 7:35 p.m., Afternoon games 2:05 p.m. To order tickets by phone call Ticketmaster at 852-5000 or 1-800-755-5589 in Canada. In Rochester call 232-1900. To purchase tickets in person go to the Sabres Aud box office or any Ticketmaster outlet including Movies Plus and Kaufmann's. For general information call the Sabres office 9:00 a.m. - 5:00 p.m. Monday through Friday at 856-8100 or 1-800-333-PUCK outside Buffalo or in Canada.



About the only thing it can't buy is a Stanley Cup.

But it can be used at 66,000 stores, gas stations and ATMs. And should the Sabres make the finals, your MAC® card can at least buy your way in to see it.

MAC Does More®