

LA KINGS

23-24

MEDIA GUIDE





THE SUV BUILT FOR ROYALTY

2024 Grand Highlander Hybrid



TOYOTA

[Learn more](#)



2023-24 SEASON

THE STAFF

Staff Directory.....	4-7
Ownership	8
Business and Hockey Operations.....	9-12
Business Operations – Vice Presidents.....	13
Hockey Operations.....	14-20

THE PLAYERS

Player Bios	22-69
Players in the System	70-79
Prospects	80-85
2023 NHL Draft Selections.....	86

ALL-TIME RECORDS

All-Time Owners, General Managers, Captains.....	91
All-Time Coaching Records, Year-by-Year, Fastest to 100 Wins	92
All-Time Record Year-by-Year, Home, Road	93-94
All-Time Record vs. Opponents, Home, Road	95-96
All-Time Overtime Record Year-by-Year, vs. NHL	97-98
All-Time Shootout Record Year-by-Year, vs. NHL	99-100
Team Records	101-103
All-Time Power Play and Penalty Kill	104
All-Time Shootout Records	105
All-Time Scoring	106-111
All-Time Goaltending	112
All-Time Roster	113-118
All-Time Uniform #'s	119-123
All-Time Streaks	124-126
Record Homestands	127
Record Road Trips	128
Situational Stats	129-130
Highest Scoring Games	131
Best Months	132
Opening Night	133
All-Time Attendance Year-by-Year	134
Seasons In Review (1967-2023)	135-189
NHL Award Winners	190-191

NHL All-Stars	192-193
Team Award Winners	194-196
Individual Records	197-199
Leaders Year-by-Year	200
Goaltender Leaders Year-by-Year.....	201
All-Time Top Ten	202-203
Season Bests	204-205
All-Time Hat Tricks	206-207
All-Time Shutouts	208-210
All-Time Overtime Goal Scorers	211-212
Overtime Goal Leaders, Career Overtime Goal Leaders	213
Player Shootout Stats, Career, 2021-22 ..	214
Individual Shootout Records	215
All-Time Penalty Shots For	216
All-Time Penalty Shots Against	217
NHL Debuts, Teenagers	218
All-Time Draft Choices	219-223
All-Time Trades.....	224-233
The Banners	234
Kings in the Hockey Hall of Fame	235
Kings Hall of Fame	236

THE PLAYOFFS

All-Time Playoff Coaching Records, Year-by-Year, Home, Road.....	238-239
All-Time Playoff Record vs. Opponents, Home, Road	240-241
All-Time Overtime Playoff Games and Scoring Year-by-Year, vs. NHL	242
All-Time Playoff Overtime Goal Scorers ..	243
All-Time Playoff Team Records.....	244-247
All-Time Playoff Power Play and Penalty Kill	248
All-Time Playoff Scoring	249-250
All-Time Playoff Goaltending.....	251
Highest Scoring Playoff Games	252
Playoff Scenarios	253
All-Time Playoff History	254-256
Playoff Seasons In Reviews.....	257-274
Individual Playoff Records	275-277
All-Time Playoff Top Five	278

Kings All-Time Playoff Season Bests 279
 Playoff Hat Tricks, Playoff Overtime Goals,
 Career Playoff Overtime Goals 280
 Playoff Game-Winning Goals, Playoff Power
 Play Goals, Playoff Short-Handed Goals . . 281
 Playoff Penalty Shots For, Against, Playoff
 Shutouts For, Against 282

THE OPPONENTS


Records Year-by-Year, Fast Facts 284-314

MEDIA INFORMATION

TV/Radio Partners 316
 Broadcaster, Team Ambassador Bios,
 Spanish Radio Bios 317-321
 Communications Bios 322-324
 NHL Directory 326-327
 On Ice Officials 328

AEG

AEG 330
 Crypto.com Arena, Vital Stats 331-334
 AEG Community Foundation
 and Kings Care Foundation 335-336
 AEG Sports 337-338
 Ontario Reign 339
 Bailey/Bavis Tribute 340



Long-time NHL security representative and tremendous friend, Lou McClary represented the Kings and hockey in Los Angeles with great pride dating back to our inaugural season. We will miss Lou’s unmatched vigor and enthusiasm.



EDITORIAL DESIGN & PRODUCTION

Editor: Justin Cummings

Contributors: Jon Gomez, Jeff Moeller & Nick Nickson

Cover Design: LA Kings

Photography: Andrew D Bernstein Associates & Getty Images

Follow the Kings Communications Department on Twitter @LAKingsPR or visit lakings.com/media



LA KINGS 2023-24 MEDIA GUIDE

THE STAFF

LA KINGS

KINGS 2023-24 STAFF DIRECTORY

OWNERSHIP	Owner	Philip F. Anschutz
	Owner	Edward P. Roski, Jr.
	President and CEO, AEG and Alternate Governor, Kings	Dan Beckerman
	Executive Assistant to President and CEO, AEG and Alternate Governor, Kings	Tanya Plum Brice
EXECUTIVE	President, Alternate Governor	Luc Robitaille
	Chief Operating Officer, Alternate Governor	Kelly Cheeseman
	Executive Assistant to President	Kehly Sloane
	Executive Assistant to Chief Operating Officer	Alicia Briones
	Office and Family Services Coordinator	Mark Webb
HOCKEY OPERATIONS	Vice President and General Manager	Rob Blake
	Assistant General Manager	Nelson Emerson
	Senior Advisor to General Manager	Marc Bergevin
	Senior Director of Player Personnel	Glen Murray
	Senior Director of Hockey Operations	Jake Goldberg
	Director, Hockey Operations	Eva Bassett
COACHES	Head Coach	Todd McLellan
	Assistant Coach	Trent Yawney
	Assistant Coach	Jim Hiller
	Assistant Coach	Derik Johnson
	Goaltending Coach	Mike Buckley
	Video Coordinator	Samson Lee
PRO SCOUTS	Senior NHL Scout	Rob Laird
	Pro Scouting Coordinator	Dave Torrie
	NHL Scout	Mark Osborne
	NHL Scout	Jason Supryka
	AHL Scout	Eric Weissman
	AHL Scout/Growth and Inclusion Specialist	Blake Bolden
	AHL Scout	Peter White
	AHL Scout	Scott Rex
	Europe Scout UFA	Matjaz Kopitar
AMATEUR SCOUTS	Senior Director of Amateur Scouting	Mark Yannetti
	Director of European Scouting	Christian Ruuttu
	Director of CHL Scouting	Chris Byrne
	Amateur Scout - Quebec	Nick Sinclair
	Amateur Scout - Ontario	Bryan Denney
	Amateur Scout - WHL	Ron Pyette
	Amateur Scout - WHL	Stephan Vigier
	Amateur Scout - USA	Ted Beslisle
	Amateur Scout - USA	Andy Johnson
	Amateur Scout - Sweden	Niklas Andersson
	Amateur Scout - Finland	Jussi Kari-Koskinen
	Amateur Scout - Russia	Yuri Khmylev
	Amateur Scout - Czech	Petr Jelínek
	Amateur Scouting Coordinator	Jason Lewis
PLAYER DEVELOPMENT	Player Development	Mike Donnelly
	Player Development	Sean O'Donnell
	Player Development	Jarret Stoll
	Player Development	Matt Grenne
	Player Development	Jeremy Clark
	Skating Consultant	David Cruikshank
	Hockey Operations and Prospect Advisor	Manon Rheaume
GOALTENDING	Director of Goaltending	Bill Ranford
	Development Goaltending Coach and Scout	Danny Tirone
	North American Goaltending Coach	Matt Millar

KINGS 2023-24 STAFF DIRECTORY

RESEARCH AND DEVELOPMENT	Director, Pro Analytics Rob Vollman Senior Hockey Analyst Hayden Speak Hockey Analyst Paul Marino Data Engineer Shane Bennett Software Engineer Aaron Koepfel
MEDICAL AND CONDITIONING	Director, Player Health and Performance Dr. John Meyer Head Athletic Trainer Chris Kingsley Medical Director, Orthopedic Surgeon Dr. Frank Petrigliano Director, Strength and Performance Science Matt Price Head Strength and Conditioning Coach Trent Frey Assistant Athletic Trainer Jeff Andrews Assistant Strength and Conditioning Coach John Odgers Massage Therapist Riley Barrie Lead Performance Dietician Kari Oliver Director of Mental Performance & Clinical Services Dr. Sara Hickman Team Internist Dr. Michael Mellman Team Ophthalmologist Dr. Jane Semel Team Dentist Dr. Jonathan Ochi Chiropractor Dr. Ryan Perry ER Physician Dr. Cindy Pfeiffer ER Physician Dr. Julie Jacob ER Physician Dr. Jason Greenspan
EQUIPMENT	Head Equipment Manager Darren Granger Assistant Equipment Manager Dana Bryson Assistant Equipment Manager Chris Schornack Equipment Assistant Jonathan Villa Equipment Assistant Bobby Halfcare
BROADCASTERS	Play-by-Play Announcer Nick Nickson Lead Analyst Jim Fox Ice-Side Analyst Daryl Evans Team Ambassador Bob Miller Spanish Radio Play-by-Play Announcer Francisco. X. Rivera
COMMUNITY RELATIONS AND HOCKEY DEVELOPMENT	Senior Vice President, Community and Hockey Development Jennifer Pope Senior Director, Hockey Development Chris Crotty Senior Director, Community Relations and Kings Care Foundation Amanda Apel Director, Community and Hockey Development Courtney Ports Senior Manager, Hockey Development John Abary Manager, Community Relations, and Kings Care Foundation Gabe Gelbard Coordinator, Community and Hockey Development Celia Garth Coordinator, Community and Hockey Development Ryan Chu-Tachikawa Coordinator, Community and Hockey Development Molly Myhre Senior Account Executive, Hockey Development Ryan Gottschalk Account Executive, Hockey Development John Kubiak Assistant, Community and Hockey Development Gisel Ruezga Specialist, Community and Hockey Development Derek Armstrong Specialist, Community and Hockey Development Jordan Nolan
FINANCE	Vice President, Finance Scott Sangrey Controller Joe Rudolf Senior Manager, Finance Yvonne Luong Senior Staff Accountant Madison Mitchell Staff Accountant Elizabeth Bloch Team Finance Consultant Joe Leibfried
HUMAN RESOURCES	Director, Human Resources Jennifer Zelaya Manager, Human Resources Sally Chakkou

KINGS 2023-24 STAFF DIRECTORY

	HR Coordinator	Amanda Phou
	Admin. and Employee Engagement Coordinator	Alyse Pelayo
MARKETING, COMMUNICATIONS AND CONTENT	Senior Vice President, Marketing, Communications and Content	Michael Altieri
	Vice President, Production and Creative Services	Sean Tabler
	Senior Director, Business Communications and Heritage	Jeff Moeller
	Senior Director, Team Operations and Hockey Communications	Rob Koch
	Director, Hockey Communications	Jon Gomez
	Director, Live Events	Kaitlyn Dychala
	Director, Digital and Social Media	Amanda Gray
	Creative Director	Aleks Kocev
	Senior Manager, Talent	Kristin Hollowaty
	Senior Manager, Post Production	Phillip Radke
	Senior Manager, Marketing	Michelle Minahen
	Manager, Production/Public Address Announcer	Trevor Rabone
	Manager, Editorial Content	Zach Dooley
	Manager, Social Media	Alec Palmer
	Manager, Hockey Communications	Justin Cummings
	Manager, Graphic Design	Jessi Skonning
	Senior Graphic Designer	Erin Hill
	Supervisor, Game Presentation and Events	Patrick DePree
	Coordinator, Merchandise Marketing	Blake Norman
	Coordinator, Marketing	Adam Comuniello
	Coordinator, Social Media	Emma Lund
	Coordinator of Game Presentation and Events	Samaria Diaz
	Broadcast Host and Audio Content Producer	Jack Jablonski
	Audio Specialist	Jesse Cohen
	Creative Project Specialist	Zach Karis
	Video Editor	Nathan Schroeder
	Producer	Chris Rogers
	Producer	Tyler Bujer
	Digital Content Producer	Kailee Smith
	Game Presentation Specialist and Mascot	Daniel Hoomissen
Music Director	Dieter Ruehle	
OPERATIONS AND STRATEGY	Senior Vice President, Technology and Data Strategy	Christian Magsisi
	Senior Director, Security	Jeff Hink
	Senior Director, Business Operations	Pete Lisowski
	Senior Director, Information Technology	Darshan Parikh
	Director of Ice Operations	Kyle Lamkey
	Director, Business Intelligence	Franco Rodriguez
	Business Intelligence Analyst	Marty Gowdzd
	Partnership Insights Analyst	Calvin Landby
	Associate Analyst, BBusiness Intelligence	Marlaine Leo
	Service Desk Technician	Michael Munn
PARTNERSHIP SALES AND ACTIVATION	Chief Operating Officer, Global Partnerships	Nick Baker
	Chief Operating Officer, Global Partnerships	Russell Silvers
	Senior Vice President, Corporate Partnerships	Josh Veilleux
	Senior Vice President, Partnership Activation	Nam McGrail
	Vice President, Partnership Sales	Scott Emery
	Senior Director, Partnership Activation	Therese Nguyen
	Senior Director, Partnership Sales	David Brewster
	Director, Partnership Activation	Stephanie Nienhuis
Senior Manager, Partnership Sales	Matt Zendejas	
Senior Manager, Partnership Sales	Anthony LaFica	

KINGS 2023-24 STAFF DIRECTORY

	Manager, Partnership Activation	Bergen Houston
	Manager, Partnership Activation	Gabrielle Valerio
	Coordinator, Sales and Activation Coordinator	Justin Saxet
TICKET SALES AND SERVICE	President, Affiliates and Senior Vice President, Revenue	Darren Abbott
	Vice President, Ticket Sales and Service	Mason Donley
	Director, Membership Service	Nick Lamb
	Manager, VIP Membership Service	Christine Miller
	Manager, Ticket Sales	Johnny Seo
	Senior Manager, Group Sales	Kylie McLogan
	Supervisor, Fan Experience	Gaby Smotrys
	Coordinator, Fan Experience	Kelli Mark
	Membership Account Manager	Scott Servetnick
	Supervisor, Membership Service	Nikki Bonaduce
	Membership Service Executive	Joe Kang
	Membership Service Executive	Michelle Cho
	Membership Service Representative	JC Torchon
	Membership Service Representative	Adrian Macias
	Business Development Manager	Justin Peterson
	Manager, Business Development	Tim Hillman
	Business Development Account Executive	Bosko Dimic
	Business Development Account Executive	Andreas Torres
	Business Development Account Representative	Nick Campbell
	VIP Service Executive	Amanda Cagle
	Senior Account Executive, Membership Sales	Justin Bishop
	Senior Account Executive, Membership Sales	Keith Schneider
	Account Executive, Membership Sales	Trace Tempesta
	Membership Sales Representative	Joshua Harada
	Membership Sales Representative	Yvanna Bijelic
	Membership Sales Representative	Andrew Garcia
	Group Sales Account Executive	Sami Feinstein
	Group Sales Account Executive	Adam Cribbs
	Group Sales Representative	Lacey Longo
	Group Sales Coordinator	Sabrina Fraijo
	Coordinator, Ticket Inventory	Jonathan Shaklan
	Supervisor, Group Sales	Warner Myerson
	Senior Group Sales Account Executive	Keyon Allen
	Account Executive, Business Development	Nick Campbell
	Account Executive, Business Development	Michael Rueda
	Account Executive, Business Development	Noah Griffith
	Business Development Representative	Hannah O'Borsky
CRM AND FAN ENGAGEMENT	Director, CRM and Email Marketing	Gretchen Kiker
	Specialist, CRM and Email Marketing	Karina Wilkerson
	Coordinator, CRM and Email Marketing	Jonathan Au
TICKET OPERATIONS	Senior Director, Ticket Operations	Elizabeth Hauck
	Director, Ticket Operations	Samantha Lewis
	Coordinator, Ticket Operations	Jocelyn Rodriguez

Crypto.com Arena
1111 South Figueroa Street
Los Angeles, CA 90015
213-742-7100

Toyota Sports Performance Center
555 North Nash Street
El Segundo, CA 90245
310-535-4500

Building A / AEG Executive Offices
800 W. Olympic Blvd., Suite 305
Los Angeles, CA 90015 213-763-7700


Crypto.com Arena
Opened: October, 1999
Seating Capacity: 18,145 (for hockey)
Rink Dimensions: 200 feet by 85 feet

Rightsholders:
Television: Bally's Sports (select games on
KCAL-TV, Ch. 9)
Audio: iHeartRadio /
LA Kings Audio Network
Radio: KWKK 1330 AM TU LIGA
(select home games)

Minor League Affiliate:
Ontario Reign (AHL); Greenville Swamp Rabbits (ECHL)

PHILIP F. ANSCHUTZ**Owner**

Philip F. Anschutz assumed ownership of the Los Angeles Kings in October of 1995. Mr. Anschutz is the owner of The Anschutz Corporation, Denver, Colorado. The company's major business interests are in the fields of renewable and natural resources, transportation, real estate development, lodging, entertainment, and communications.

**EDWARD P. ROSKI, JR.****Owner**

As President and Chairman of the Board of one of the oldest and largest privately held real estate companies in the United States, Edward P. Roski, Jr., took over ownership of the Los Angeles Kings with Philip F. Anschutz in October of 1995. Mr. Roski's expertise in real estate development played a key role as he helped lead the L.A. Arena

Company's efforts to create STAPLES Center in Los Angeles.

His company, Southern California-based Majestic Reality Co., was built upon the entrepreneurial vision of his father, Edward P. Roski, Sr., who founded the company in 1948. Majestic, whose corporate offices are in Los Angeles, has long been a top developer in the area, owning 83 million square feet of commercial real estate across the United States.

A graduate of the University of Southern California in 1962 with a Bachelor of Science degree in Finance and Real Estate, Mr. Roski served as an officer in the United States Marines from 1962 to 1966. Ed was raised in Southern California and is a graduate of Loyola High School.

Mr. Roski's other involvements include serving on the Board of Trustees of National Geographic Society and Chairman Emeritus of the Board of Trustees at the University of Southern California.

An avid cyclist and mountain climber, Mr. Roski lives in Los Angeles.



DAN BECKERMAN

**President and CEO, AEG and
Alternate Governor, Kings**

Dan Beckerman is President and Chief Executive Officer of AEG, the world's leading sports and entertainment company with operations in facilities, music, sports, global partnerships, entertainment districts, ticketing and real estate. On an annual basis, AEG entertains more than 160 million guests, promotes more than 10,000 shows, produces more than 22,000 events and sells more than 50% of all tickets in the top-10 arenas worldwide.

In addition to his role as President and CEO of AEG, Beckerman represents the LA Kings on the National Hockey League's Board of Governors, and the LA Galaxy on Major League Soccer's Board of Governors.

Prior to being named President and CEO in 2013, Beckerman was the Chief Operating Officer and Chief Financial Officer for AEG for more than 15 years. In this capacity, he led the company's day-to-day global operations and oversaw financial planning, budgeting, analysis and reporting for all of its divisions. He also was responsible for the financial oversight, long-range planning and financing for AEG's multi-billion-dollar real estate projects such as Crypto.com Arena Center (Los Angeles, CA), Dignity Health Sports Park (Carson, CA), Sprint Center (Kansas City, MO) and Mercedes-Benz Arena (Berlin), as well as its renowned entertainment districts including L.A. LIVE (Los Angeles), The O2 (London) and Mercedes Platz (Berlin). Because of the success of its pioneering integrated sports and entertainment districts, AEG is credited with revitalizing neighborhoods and communities in some of the world's largest cities.

Beckerman joined AEG in August 1997 as the Chief Financial Officer of the LA Kings, where he oversaw all financial activities for the franchise. Prior to joining AEG, he served as Vice President, Finance for the Los Angeles Clippers. Beckerman began his career as a senior accountant at Arthur Andersen in Los Angeles where he specialized in corporate taxation.

Beckerman received his MBA in Finance from the Anderson School at UCLA, as well as a Bachelor of Arts degree in Economics from UCLA. He serves as the co-chairman of the Board of the GRAMMY Museum Foundation and serves on the Board of Advisors of the UCLA Anderson School of Management. He lives in Los Angeles with his wife and two daughters.



LUC ROBITAILLE

President, Alternate Governor

Luc Robitaille – a member of the Hockey Hall of Fame, the all-time Kings leader in goals and the second highest goal scoring left wing in NHL history – is in his seventh season as Kings President. He directs and oversees all hockey and business operations.

In April 2017, Robitaille was promoted to President. Robitaille also is an Alternate Governor with the Kings. He is his 17th season overall in the Kings front office after working the previous 10 years as President, Business Operations. He played 19 seasons in the NHL, including 14 with the Kings.

Since his playing career ended, Robitaille, has had a tremendous impact on the Kings in the front office as the Kings won two Stanley Cups. For the Kings Business Operations department, revenue has more than doubled and the Kings won their first two Stanley Cups. Additionally, the team enjoyed a record sellout streak of 297 consecutive home games including 262 straight regular-season contests. The Kings were named the Sports Team of the Year by the Sports Business Journal in 2015.

Under Hockey Development, Robitaille has been a driving force to grow the game in Southern California including The Little Kings program and The LA Kings High School Hockey program. Robitaille has helped develop the Kings Care Foundation's principles, values, and strategic direction. He is on the Board of Children's Hospital Los Angeles and Ronald McDonald House, and he and his wife Stacia are the co-founders of a non-profit organization, Echoes of Hope.

He has also played a significant role behind unique events including the 2010 NHL Entry Draft at Crypto.com Arena and the 2017 NHL All-Star Game at Crypto.com Arena as part of the club's 50th Anniversary Celebration. In 2014 the Kings hosted the Anaheim Ducks in a regular-season outdoor NHL game at Dodger Stadium in front of 54,099 fans. The Kings also played outdoor hockey again in 2015 at Levi's Stadium and in 2020 at the U.S. Air Force Academy and played overseas on multiple of occasions.

Among NHL left wingers, Robitaille ranks second in points (1,394), goals (668), and assists (726). He is 13th in overall NHL goal scoring and 24th in points while playing for the Kings, Penguins, Rangers, and Red Wings, where he won a Stanley Cup in 2002. With the Kings, he ranks fifth in games played, second in points, first in power-play goals, and fifth in assists. In 1,077 regular season games as a King, Robitaille tallied 557 goals and 597 assists for 1,154 points.

A ninth round (171st overall) selection in the 1984 NHL Entry Draft, as a rookie the Montreal native became the first Kings player to win the Calder Memorial Trophy in 1987 while also being named to the NHL's All-Rookie Team. Later he helped lead the Kings to the club's first trip to the Stanley Cup Final in 1993 as Robitaille set NHL records for the most goals (63) by a left wing.

Robitaille would go on to reach other milestones in a Kings uniform, including his 500th career goal. His No. 20 jersey is retired by the Kings; in 2009 he was inducted into the Hockey Hall of Fame; and he was named one the NHL's 100 greatest players.

Luc, 57 (2/17/66), and Stacia have two sons, Steven and Jesse. They reside in Santa Monica.



ROB BLAKE

Vice President and General Manager

Rob Blake, a 2014 Hockey Hall of Fame inductee and two-time Stanley Cup Champion, is in his seventh season as the Kings' Vice President and General Manager and 11th season as an executive with the club. Under Blake's leadership, the Kings have clinched three Stanley Cup Playoff berths (2018, 2022, 2023) while accumulating a record of 217-186-51 for 485 points in 454 games.

Prior to being named to his current role, he previously served as the club's Vice President/Assistant General Manager for four seasons, helping the club capture the Stanley Cup in 2014. During this span, he also served as General Manager of the Ontario Reign, the Kings primary affiliate (American Hockey League), and in 2015 guided the then-AHL affiliate, Manchester Monarchs, to the 2015 Calder Cup Championship.

This past season was the team's best, statistically, under Blake's guidance with a record of 47-25-10 and 104 points, marking the sixth time in franchise history the Kings eclipsed the 100-point mark. It also marked the first time since 2013-14 that the Kings earned consecutive playoff berths. On Feb. 13, 2023, Blake became the fastest general manager in franchise history to reach 200 regular season wins doing so in 427 games and was the fifth Kings GM to reach the mark.

On the ice, Blake played 14 of his 20 NHL seasons with the Kings (1990-01 and 2006-08) after being selected by the club in the fourth round (70th overall) of the 1988 NHL Entry Draft. He served as the Kings captain from 1996-01 and again during the 2007-08 season (six total seasons). In 1993, he helped lead the Kings to the franchise's first Stanley Cup Final appearance and five years later captured the franchise's first Norris Trophy (1998) as the league's best defenseman.

Blake is a two-time winner of the Kings Most Valuable Player Award (1997-98 and 1999-00); a six-time winner of the Kings Outstanding Defenseman Award (1990-91, 1991-92, 1992-93, 1993-94, 1997-98 and 1999-00); a winner of the Most Popular Player Award (1997-98); a winner of the Most Inspirational Award (1997-98); and he is a three-time winner of the Kings Community Service Award (1995-96, 1998-99 and 1900-00).

Blake, who also played with the San Jose Sharks (2008-10) and the Colorado Avalanche (2001-06), made seven trips to the NHL All-Star Game – including four as a King – and captured the Stanley Cup as a player with the Avalanche in 2001. He was also named to the NHL's All-Rookie Team in 1991, the NHL's First All-Star Team in 1998, and the NHL's Second All-Star Team three times. In 1,270 regular-season games, he registered 777 points (240-537=777) and added 73 points (26-47=73) in 146 playoff games to retire as the Kings franchise leader in nearly every defenseman statistical category.

Internationally, Blake represented Team Canada in three Olympic Winter Games (1998, 2002 – gold, 2006), five IIHF Men's World Championships (1991 – silver, 1994 – gold, 1997 – gold, 1998, 1999) and one World Cup of Hockey (1996 – silver). For his accomplishments as an international player, Blake was inducted into the International Ice Hockey Federation Hall of Fame as part of the 2018 World Hockey Championship Gold Medal Game in Copenhagen.

A native of Simcoe, Ontario, Blake played college hockey at Bowling Green State University. He made his NHL debut with the Kings during the 1989-90 season. In January of 2015, Blake became the sixth former Kings player to have his jersey retired.

Upon retirement as a player, Blake worked in the NHL's Player Safety Department for three years (2010-13). Blake has also served as General Manager of Canada's National Men's Team for the 2014 IIHF Men's World Championship, and worked in a Management Staff position on Team Canada's entry in the 2016 World Cup of Hockey.

Rob and his wife Brandy live in Manhattan Beach with their children Jack, Brooke and Max.



KELLY CHEESEMAN

Chief Operating Officer, Alternate Governor

Kelly Cheeseman serves as Chief Operating Officer (COO) of the Kings and he represents the Kings as an Alternate Governor. In addition, Cheeseman serves as COO for AEG Sports which oversees multiple sports teams and events including the LA Galaxy (five-time MLS Champions), Ontario Reign (American Hockey League) and Eisbären Berlin of Deutsche Eishockey Liga, where he plays an integral executive role and is a member of that hockey franchise's Board of Directors.

In his 23rd year with the organization, Cheeseman's day-to-day role as COO for the Kings includes overseeing the Kings various business departments with the goal of maximizing club revenues and growing the team's charitable endeavors. His areas of oversight include Ticket Sales and Service, CRM and Analytics, Marketing, Digital, Game Presentation, Communications and Broadcasting, Hockey Development, Community Relations and Human Resources along with working with AEG Global Partnerships to oversee all sponsorship opportunities for the club.

As part of the senior executive leadership team within the Kings, Cheeseman has played a key role in achieving record organizational success and setting several franchise records in Ticket Sales, Sponsorship and On-line Digital Metrics. Additionally, the team enjoyed a club record sellout streak of 297 consecutive home games including 262 straight regular season contests. In March of 2014, he was named to Street and Smith's Sports Business Journal's Forty Under 40 list, and in 2015 the Kings were named the Sports Team of the Year at the Sports Business Journal's Sports Business Awards event.

During his tenure at AEG, Cheeseman has been an integral part of the success of numerous high profile championship teams and events in Los Angeles including championship boxing, tennis, lacrosse, soccer, cycling, track and field, three MLS Cups, two Stanley Cup Championships, two NHL All-Star Games, NHL Entry Draft, 50th Anniversary Celebration, NHL Premiere in Europe and three Outdoor NHL Games. In recent years the Kings made more history playing the first NHL games in China and Australia.

Cheeseman was also a driving force behind Keck Medicine of USC and Meyer Institute of Sport calling the Toyota Sports Performance Center home along with the LA Kings Off-Ice Training Center at the El Segundo facility.

In the community, Cheeseman has been an active board member with both the Kings Care and LA Galaxy Foundations. He helped lead the Kings Care Foundation's five-year pledge to Children's Hospital Los Angeles (CHLA) that includes a \$1,000,000 commitment to the LA Kings Bloodmobile; the Foundation's five-year, \$500,000 commitment to CHLA's Blood Donor Center; and a \$1,000,000 commitment to the YMCA Metro Los Angeles to implement Ball Hockey in all 26 locations. Additionally, Cheeseman played a leading role in the Kings' \$1,000,000 donation to Camp Ronald McDonald for Good Times to fund the construction of the Dining Hall and Activity Center in Mountain Center.

In conjunction with the Kings, Cheeseman serves on the following boards: Discovery Cube Los Angeles, Los Angeles Metro YMCA Board, Redondo Beach Police Foundation and the LA Sports and Entertainment Committee. Among the many highlights include the Kings Care Foundation's partnership with Discovery Cube Los Angeles in 2015 which introduced a permanent Science of Hockey exhibit, a highly interactive, educational and science-based \$2.5-million, 3,000-plus square foot wing of the museum based in the Hansen Dam Recreational Area.

Before joining the Kings and AEG, Cheeseman worked for the Rancho Cucamonga Quakes (California League) as Marketing Manager with a focus on Marketing and Ticket Sales.

A graduate of Northwood University in West Palm Beach, Florida, Cheeseman earned a Bachelor of Arts degree in Marketing Management in 2000. At Northwood he minored in Advertising and MIS. In 1996, he attended Seton Hall University in South Orange, New Jersey. In school, Cheeseman served as Senior Class President; was a Member of the Men's Varsity Baseball Team at both universities; was the 2000 Student Athlete of the Year (Northwood University) and was a member of Who's Who in College Students in North America in 2000.

Kelly and his wife Andrea reside in Redondo Beach with their daughters Emma and Maisie.

KINGS BUSINESS OPERATIONS – VICE PRESIDENTS



DARREN ABBOTT
President, Affiliates
and Senior Vice
President, Revenue



MICHAEL ALTIERI
Senior Vice
President, Marketing,
Communications and
Content



NICK BAKER
Chief Operating Officer,
Global Partnerships



MASON DONLEY
Vice President,
Ticket Sales and
Service



SCOTT EMERY
Vice President,
Partnership Sales



NAM McGRAIL
Senior Vice President,
Partnership Activation



CHRISTIAN MAGSISI
Vice President,
Marketing and Creative



JENNIFER POPE
Sr. Vice President,
Community and
Hockey Development



SCOTT SANGREY
Vice President, Finance



RUSSELL SILVERS
Chief Operating Officer,
Global Partnerships



SEAN TABLER
Vice President,
Production and Creative
Services



JOSH VEILLEUX
Senior Vice President,
Partnership Sales



NELSON EMERSON

Assistant General Manager

Nelson Emerson begins his second season as Assistant General Manager and 20th as an executive on the Kings Hockey Operations Staff.

Most recently, Emerson served as Director of Player Personnel, a role he held since 2018. Prior to that, Emerson spent 10 years in the Player Department, during which time the Kings twice captured the Stanley Cup (2012, 2014) while also reaching the Western Conference Final in 2013. Emerson was originally named to the coaching staff on July 10, 2006 and spent two seasons as an Assistant Coach (2006-08) after serving as a Coaches Aide in 2003-04.

The native of Hamilton, Ontario appeared in 771 career games, including 124 with the Kings from 2000-02, and recorded 488 points (195-293) overall. Originally selected by the St. Louis Blues in the third round (44th overall) of the 1985 NHL Entry Draft, the forward also had 22 points (7-15) in 40 playoff games.

Emerson, 56 (8/17/67), was a two-time All-American, a three-time CCHA All-Star, a finalist for the Hobey Baker Award three times (1988-90), and a teammate of Rob Blake while at Bowling Green State University of the Central Collegiate Hockey Association (CCHA). He remains the school's all-time leading scorer with 294 points. He also finished as the CCHA's all-time leading scorer and is seventh on the NCAA's all-time points list.

Nelson and his wife June reside in Manhattan Beach with their four children: Daughters Mackenzie and Madelyn, and sons, Quinn and Blake.



MARC BERGEVIN

Senior Advisor to the General Manager

Marc Bergevin enters his second full season as Senior Advisor to the General Manager with the LA Kings after being named to the position on Jan. 9, 2022.

Bergevin joined the Kings after nine years (2012-21) as General Manager of the Montreal Canadiens, where he built the team that advanced to the 2021 Stanley Cup Final against the Tampa Bay Lightning. Prior to Montreal, he spent seven seasons (2005-12) in various positions with the Chicago Blackhawks, winning a Stanley Cup in 2010 as Director of Player Personnel.

Originally selected by Chicago 59th overall in the second round of the 1983 NHL Draft, Bergevin enjoyed a 20-year NHL career as a defenseman with Chicago (1984-88), New York Islanders (1988-90), Hartford Whalers (1990-92), Tampa Bay (1992-95; 2003), Detroit Red Wings (1995-96), St. Louis Blues (1996-2000; 2001-02), Pittsburgh Penguins (2000-01, 2002-03 and 2003-04) and Vancouver Canucks (2004). He earned 181 points (36-145=181) and 1,090 PIM in 1,191 career regular-season games and added nine points (3-6=9) and 52 PIM in 80 Stanley Cup playoff contests.

A native of Montreal, Quebec, Bergevin is a two-time Calder Cup (AHL) winner with the Springfield Indians (1990, 1991) and earned a gold medal with Canada at the 1994 IIHF Men's World Championship. He played his junior hockey with the Chicoutimi Saguenéens, recording 76 points (13-68=76) in 136 QMJHL games.



GLEN MURRAY

Senior Director of Player Development

Glen Murray enters his eighth season with the Kings Player Development Department and second in his new role as Senior Director of Player Personnel.

Murray, who played for the Kings for parts of six seasons (1996-2002), first joined the organization's front office in 2011-12 as a part-time consultant before formally joining the Player Development department in 2016-17.

A native of Halifax, Nova Scotia, Murray played 16 seasons in the NHL. In 1,009 regular-season NHL games, he registered 651 points (337-314=651) with Los Angeles, the Boston Bruins (1992-95; 2001-08) and Pittsburgh Penguins (1995-97). He also played in 94 postseason games where he recorded 42 points.

A two-time All-Star, Murray recorded a career-high in 2002-03 with 44 goals, 48 assists and 92 points in 82 games. He scored as many as 28 goals in a season five different times, including a team-high 29 goals with the Kings during the 1997-98 season. His 41 goals in 2001-02 were second-most in the NHL.

Glen and his wife Katie have three children: Parker, Hunter and Payton.



JAKE GOLDBERG

Senior Director, Hockey Operations

Jake Goldberg enters his third season with the organization after spending four years (2017-20) with the Arizona Coyotes. Among his responsibilities with the Kings, Goldberg negotiates player contracts, oversees the salary cap and assists with player recruitment, roster management and overall team building strategy. He is also involved with coordinating the R&D department and Goaltending department. In addition to his hockey related duties, Goldberg is responsible for negotiating staff contracts, assisting with hockey operations budgeting and the team's regular season and pre-season schedules.

Prior to his time in Arizona, Goldberg was with the London Knights (OHL) for four seasons in multiple capacities, including Assistant Director of Scouting and then Assistant General Manager and Director of Analytics, winning the Memorial Cup and OHL Championship in 2016.

The Toronto native was previously a corporate lawyer at Cassels Brock & Blackwell LLP and also served as an Advanced Statistics Consultant with the Tampa Bay Lightning during the 2012-13 season. Goldberg received his business degree from the Ivey School of Business and his law degree from Western University, where he finished #1 in his graduating class.

Jake and his wife, Carly, reside in Westwood, California, with their two daughters: Shay and Summer.



MARK YANNETTI

Director of Amateur Scouting

Mark Yannetti is in his 17th season with the Kings and 15th as Director of Amateur Scouting. During the 2006-07 season, he served as a Pro Scout for the Kings before being named to his current position on June 5, 2007.

Since joining the organization, Yannetti and Kings scouting have drafted one Norris Trophy winner (Drew Doughty), two players who have played over 1,000 games (Doughty, Wayne Simmonds), two 30-goal scorers (Adrian Kempe, Tyler Toffoli), and nine Stanley Cup champions, eight of which did so as an LA King (2012, 2014). Of the 21 players on the Kings 2023-24 season-opening roster, eight were drafted since Yannetti joined the Kings, including Mikey Anderson, Tobias Bjornfot, Quinton Byfield, Doughty, Kempe, Alex Laferrriere, Trevor Lewis and Matt Roy.

Prior to the Kings, the native of Boxford, Massachusetts served as an Amateur Scout with the Toronto Maple Leafs beginning in 2004. He also served as Pro Scout from 2000-04. Prior to that assignment, he was the Advance Scout of potential opponents for the Stanley Cup Playoffs from 1999-04.

Yannetti became a scout after six seasons of professional hockey. He turned pro after earning Second Team All-America honors from the American Hockey Coaches Association following his senior season at Williams College in 1993-94. The defenseman played three seasons with the Ephs after beginning his collegiate career at Brown University in 1990-91.

Mark, 51 (6/7/71), lives in Boston.



TODD McLELLAN

Head Coach

Todd McLellan enters his fifth season as head coach of the LA Kings. McLellan, who was named head coach by Vice President and General Manager Rob Blake on April 16, 2019, is the 29th head coach in club history.

Last season, McLellan led the Kings to the Stanley Cup Playoffs for a second consecutive season after a 104-point campaign (47-25-10), securing the second-most wins (47) and points in franchise history behind only the 2015-16 season (48 wins) and 1974-75 season (105 points), respectfully. On October 31, 2022, McLellan became the eighth head coach in Kings history to reach 100 wins and was the fifth-fastest to do so (219 games). McLellan won his 557th career game

on Feb. 11, 2023 to surpass Marc Crawford (556) for the 23rd-most wins by a head coach in league history. Two months later, on April 10, McLellan collected his 140th victory behind the Kings bench to eclipse Terry Murray (139) for the fourth-most in franchise history.

Upon joining the Kings, McLellan had already logged 11 seasons as a head coach after three-plus seasons with the Edmonton Oilers (2015-19) and seven seasons with the San Jose Sharks (2008-15). He has also won at the highest levels in the game, having captured both the Stanley Cup (2008) and AHL Calder Cup (2003) in addition to leading Team Canada to a gold medal as head coach at the 2015 IIHF Men's World Championship.

McLellan currently holds a career record of 575-397-124 in 1,096 regular season games. His 575 regular-season wins are ranked 23rd all-time in league history. No head coach in NHL history has won more games in their first four seasons behind the bench than the 195 collected by McLellan from 2008-12 with San Jose. In 2010, McLellan became just the third head coach in NHL history to record 50-plus wins in his first two seasons as a bench boss. For his efforts, McLellan was named a finalist for the NHL's Jack Adams Trophy in 2008-09.

Overall, McLellan-led teams have eclipsed the 50-win plateau three times and 100-plus points six times during his coaching career. Additionally, his teams have advanced to the Stanley Cup Playoffs in nine of his 14 full seasons behind an NHL bench and he has a career post-season record of 42-46.

During his three-plus seasons with the Oilers, McLellan registered a 123-119-24 record in 266 regular-season games and saw his best season come in 2016-17 when he guided the team to a 103-point season (47-26-9) and within one win of advancing to the Western Conference Final. It marked the first time since 1986-87 that an Oilers team eclipsed the 100-point regular-season plateau and farthest an Oilers team had advanced in the playoffs since 2005-06.

McLellan's seven seasons in San Jose saw him produce a record of 311-163-66 in 540 regular-season games that included six playoff appearances, six 40-plus win seasons, four 100-point seasons, a Presidents' Trophy (2009), three Pacific Division titles and back-to-back appearances in the Western Conference Final (2010, 2011).

Prior to joining San Jose, McLellan spent three seasons as an assistant coach with the Red Wings. One of McLellan's key responsibilities was Detroit's power play, which finished first in the NHL in 2005-06 (22.1 percent) and third in 2007-08 (20.7%). In addition to his Stanley Cup win in 2008, McLellan and the Red Wings captured two Presidents' Trophies (2006, 2008).

Before re-entering the NHL as a coaching, McLellan spent four seasons as the head coach in the American Hockey League (AHL) with the Houston Aeros, capturing the 2003 Calder Cup Championship. Under his guidance, the Aeros won 154 wins and made four consecutive trips to the playoffs, and he was named the 2003 Minor Coach of the Year by The Hockey News. During his tenure in Houston, he was also selected to coach two AHL All-Star Games (2003, 2004).

McLellan spent the 2000-01 season as the head coach of the Cleveland Lumberjacks of the International Hockey League (IHL). The Lumberjacks posted 43 regular season wins before advancing to the playoffs.

McLellan also spent six seasons in junior hockey as the head coach with the Swift Current Broncos of the Western Hockey League (WHL), where he also served as the general manager in his final four seasons. He was named the WHL Executive of the Year in 1997 and WHL Coach of the Year in 2000. The Broncos also captured division titles in 1996 and 2000 under McLellan.

McLellan, who also served as head coach of Team North America at the 2016 World Cup of Hockey, was born in Melville, Saskatchewan. He played his junior hockey in the WHL with the Saskatoon Blades and he was drafted by the New York Islanders in the fifth round (104th overall) of the 1986 NHL Draft. He played parts of two seasons with Springfield of the AHL, and he played in five games with the Islanders during the 1987-88 season, posting two points (1-1=2) before a shoulder injury ended his playing career.



TRENT YAWNEY Assistant Coach

Trent Yawney enters his fifth season as an assistant coach for the LA Kings. Since joining the Kings, Yawney has helped the Kings earn a top-10 finish in both fewest goals allowed (10th, 232, 2021-22 season) and penalty kill percentage (7th, 83.7%, 2020-21 season). This is the third time Yawney is serving on a Todd McLellan-led staff after doing so with the Edmonton Oilers (2018-19) and San Jose Sharks (2008-11).

Overall, Yawney holds over 20 years of coaching experience, including parts of two seasons as head coach of the Chicago Blackhawks (2005-07), the same club he started his coaching career with as an assistant in 1999-00. In total, Yawney has served on five different coaching staffs, including the Anaheim Ducks (2014-18), Chicago (1999-00, 2005-07), Los Angeles (2019-present), Edmonton (2018-19) and San Jose (2008-11). He also spent parts of eight seasons in the AHL as head coach with the Norfolk Admirals (2000-05; 2012-14) and Syracuse Crunch (2011-12).

As a player, the Hudson Bay, Saskatchewan native amassed 129 points (27-102) and 783 penalty minutes in 593 games over 12 seasons with Chicago (1987-91; 1997-99), Calgary (1991-96) and St. Louis (1996-97). He was drafted by the Blackhawks in the third round (45th overall) of the 1984 NHL Entry Draft.

Yawney also represented Team Canada on multiple occasions, including the 1988 Winter Olympics Games (team captain) and the 1991 and 1992 World Championship, winning a silver medal in 1991. Yawney and McLellan also played together for two seasons (1983-85) with the Saskatoon Blades of the WHL.

Trent and his wife, Charlane, have two children – Ashley and Conor.



JIM HILLER Assistant Coach

Jim Hiller enters his second season with the Kings after being named assistant coach on July 19, 2022. Under Hiller's tutelage last season, the Kings scored 68 power-play goals, the fourth-most in the league, while the team's power-play percentage finished the year at 25.3%, tied for the second-best in team history behind the 1979-80 team (26.8%).

Hiller brings 20 years of coaching experience to the Kings, including the last eight spent in the NHL with the New York Islanders (2019-22), Toronto Maple Leafs (2015-19) and Detroit Red Wings (2014-15).

Prior to his NHL coaching debut with Detroit, Hiller spent 12 seasons coaching junior hockey in Canada between the Western Hockey League (WHL) and British Columbia Hockey League (BCHL).

He began coaching in 2002 with the Tri-City Americans (WHL), where he spent two seasons before taking the helm behind the bench of the Alberni Valley Bulldogs (BCHL) during the 2005-06 campaign. Hiller returned to the WHL the following year as head coach of the then-expansion Chilliwack Bruins, leading the Bruins to the playoffs with a 25-40-5-2 record.

Following three seasons with Chilliwack (2006-09), Hiller returned to Tri-City from 2009-14. During the first season of his second stint with Tri-City, Hiller led the Americans to a division title, conference title and WHL Championship Series appearance. In total, he coached Tri-City to two division titles (2009-10, 2011-12) and five consecutive playoff berths over his five seasons. He was awarded the CHL's Brian Kilrea Award and WHL's Dunc McCallum Award for Coach of the Year for 2011-12, leading Tri-City to a 50-18-2-2 record with 104 points.

A native of Port Alberni, British Columbia, Hiller served as an assistant coach for Team Canada at the 2010 Hlinka Gretzky Cup in Slovakia, helping guide his home country to its third consecutive championship.

Hiller was originally selected by the Kings in the 10th round (207th-overall) of the 1989 NHL Entry Draft. In total, Hiller appeared in 40 games for the Kings, recording six goals and 12 points. Hiller suited up for 63 career NHL games, registering eight goals, 12 assists and 20 points.



DERIK JOHNSON

Assistant Coach

Derik Johnson, who is entering his sixth year with the Kings, spent last season as Skills Coach after previously serving as Assistant Video Coach since 2018. Over the past two seasons, Johnson earned additional on-ice responsibilities working with players and filling in on the bench for select games during the 2020-21 season.

Prior to his time with the Kings, Johnson served as a video coach for the Bakersfield Condors of the American Hockey League (AHL) during the 2017-18 season where he helped the Condors achieve a 31-27-10

record.

Johnson played collegiate hockey as a defenseman at the University of Minnesota-Duluth (NCAA), tallying 17 points (2-15=17) in 108 games over four seasons. In 2011-12, despite playing only 11 games, Johnson tallied five points (1-4=5), good for a 0.45 Points Per Game, the second-highest PPG among all freshman skaters, behind only forward Caleb Herbert (41 GP, 14-19=33). He went on to play professionally in the East Coast Hockey League (ECHL) from 2014-17, tallying 29 points (8-21=29) in 129 appearances between the Missouri Mavericks and Reading Royals. In 2015-16, he made his AHL debut, skating in four games with the Springfield Falcons, before returning to Reading for one more season in 2016-17, where he was one of only four skaters on the team to play in at least 70 games and established career-highs in goals (7), assists (12) and points (19).

A native of Pittsburgh, PA, Derik is the son of former NHL defenseman Jim Johnson, who also served as an assistant coach under McLellan in both San Jose and Edmonton and played hockey at The University of Minnesota-Duluth for four seasons as well.



MIKE BUCKLEY

Goaltending Coach

Mike Buckley begins his first season with the Kings after being named goaltending coach on June 9, 2023.

Buckley joins the Kings coaching staff following eight seasons (2013-21) with the Pittsburgh Penguins as goaltending development coach (2013-17) and head goaltending coach (2017-21). During his time in Pittsburgh, the organization's goaltenders received accolades at both the NHL and AHL level, including two Stanley Cups (2016, 2017), two NHL All-Star Games (2020, 2022), three All-Rookie Teams (NHL - 2017, AHL - 2015, 2017), three Harry "Hap" Holmes Memorial Awards as the AHL team with the lowest regular-season goals-against-average (2014, 2015, 2017), one Aldedge "Baz" Bastien Memorial Award as AHL Goaltender of the Year (2015), and one Dudley "Red" Garrett Memorial Award as AHL Rookie of the Year (2015).

The first U.S.-born goaltending coach to win multiple Stanley Cups, Buckley also brings nearly eight seasons of collegiate coaching experience having spent three seasons (2012-13, 2015-17) as goaltending coach for the University of New Hampshire and five seasons (2007-12) with his alma mater, the University of Massachusetts-Amherst.

In addition to his work with teams, Buckley currently sits as President and Head Instructor at Goaltending Development Services, Inc. in North Andover, Mass., where he trains NHL, AHL, collegiate, junior, high school, prep and youth hockey goaltenders throughout the season and summer months.

A native of Haverhill, Massachusetts, Buckley skated four years (1995-2000) of collegiate hockey at UMass-Amherst before playing five seasons (2000-05) of professional hockey, including three campaigns with the Mississippi Sea Wolves and Gwinnett Gladiators of the ECHL.



DR. JOHN MEYER

Director, Player Health and Performance

Dr. John Meyer is in his seventh season as the Director of Player Health and Performance for the Kings. As a clinician, Dr. Meyer has practiced in the Los Angeles community for more than 20 years, specializing in biomechanical movement analysis and its relationship with orthopedic and sports injuries.

Dr. Meyer is the President and CEO of the Meyer Institute of Sport in Los Angeles, which is based at the Toyota Sports Performance Center in El Segundo. He and his team provide physical therapy, biomechanical movement analysis and preventative sports performance programs to the Kings and a variety of elite professional athletes from the NHL, NFL, NBA, MLB, UFC, USA Volleyball and Track and Field.

Dr. Meyer previously served as the Associate Athletic Director of Sports Science and Performance for the Department of Athletic Medicine at the University of Southern California. His interests in spinal disorders, and upper and lower extremity injuries, have led him to serve as an Adjunct Assistant Professor of Clinical Physical Therapy at the University of Southern California in the Departments of Biokinesiology and Physical Therapy. He frequently lectures throughout the country to physical therapists, doctors and other healthcare practitioners on various topics related to movement disorders and sports performance.

He attained his Doctor of Physical Therapy degree and Orthopedic Residency Certificate from the University of Southern California. Dr. Meyer is a Board-Certified Specialist in Orthopedics.

A native of Hutchinson, Kansas, John resides in Manhattan Beach with his wife, Dr. Lisa Meyer, and their two daughters.



CHRIS KINGSLEY

Head Athletic Trainer

Chris Kingsley begins his 18th season as Head Athletic Trainer with the Kings after being named to his position on August 1, 2006.

With the Kings, Kingsley has been a part of two Stanley Cup championships (2012, 2014), a Western Conference berth (2013), and the 2017 NHL All-Star Game on home ice.

Before joining the Kings, he held the same role with the Kings' then primary American Hockey League (AHL) affiliate, the Manchester Monarchs, where he had worked since the franchise began play in 2001. Prior to the Monarchs, he spent his first three AHL seasons with the Lowell Lock Monsters. Internationally, Kingsley also served as an athletic trainer for the United States at the 2016 World Cup of Hockey.

Kingsley graduated from North Adams State College in 1990, earning a Bachelor of Arts degree in Biology with a concentration in Sports Medicine. He also attended Indiana State University, where he earned a Master of Science degree in Athletic Training in 1995.

Chris and his wife, Sue, reside in the South Bay with their two children: Jonathan and Jaclyn.



DARREN GRANGER

Head Equipment Manager

Darren Granger is in his 18th season as Head Equipment Manager with the Kings. He was named to his position on June 1, 2006.

Over his 18 seasons with the Kings, Granger has been a part of two Stanley Cup Championships (2012, 2014), a Western Conference Final appearance (2013), as well as two NHL All-Star Games (2015, 2017), with the 2017 contest taking place on home ice. In March 2019, Granger was recognized by the Kings for working his 2,000th NHL game.

Granger came to the Kings with a great deal of experience. Prior to the Kings, he spent 13 seasons as the assistant equipment manager with the Vancouver Canucks, where he worked the 1998 NHL All-Star Game and in 2004 received the Larry Ashley Award from the British Columbia Hockey Hall of Fame for dedication and spirit toward the game of hockey.

Internationally, the Brandon, Manitoba native has represented Team Canada at several international tournaments, including the 2014 Olympic Winter Games (gold medal), 2016 World Cup of Hockey (championship), four IIHF Men's World Championships (1999, 2006, 2008 – silver medal, 2010) and one IIHF World Junior Championship (1992).

Prior to joining the Canucks, Granger worked for five years as a trainer for the Brandon Wheat Kings of the Western Hockey League.

Darren lives in Redondo Beach with his wife, Cathy, their daughter, Sadie, and their son, Chase.



MATT PRICE

Director of Strength and Performance Science

Matt Price is in his 10th season with the LA Kings and his third as Director of Strength and Performance Sciences. Price was originally hired by the Kings in September 2014 as Head Strength and Conditioning Coach, a position he held until his promotion in 2021.

Price has a wealth of experience. Following his 10-year junior and collegiate hockey career split between the Newmarket Hurricanes (OPJHL), Kingston Frontenacs (OHL), Sarnia Sting (OHL) and Acadia University (CIAU), he turned his athletic experience and post-graduate education into a successful career as a strength and physiology expert.

Prior to joining the Kings, Price worked for the Canadian Sports Institute Ontario where he served as Lead, Strength and Conditioning for the Institute as well as for Cycling Canada. He had also led Alpine Canada's Strength and Conditioning and Sports Science since 2007, and that group included multiple Olympic and World Championship medals.

In addition to training, the Holland Landing, Ontario native has designed Olympic and professional athlete's health and performance-based supplement programs to support training and competition. He holds an undergraduate degree in Kinesiology (Acadia University) and a Master's degree in Kinesiology (University of Calgary). Price currently serves as the Vice President of the Strength Coach Association of Professional Hockey (SCAPH).

Matt lives in Marina Del Rey with his wife, Ashley, and their son, Bodin.

STREAM GAMES.



Bally SPORTS+

Eligibility restrictions apply. Content availability varies by region. Visit ballysports.com for details.



LA KINGS 2023-24 MEDIA GUIDE

THE PLAYERS

LA KINGS

MIKEY ANDERSON

Defense

44



CAREER HIGHLIGHTS

FIRST NHL GAME:

Feb. 29, 2020 vs. New Jersey

FIRST NHL GOAL:

March 9, 2020 vs. Colorado

FIRST NHL ASSIST:

Jan. 19, 2021 vs. Colorado

MOST POINTS, GAME:

2, 3x's (Last: March 20, 2023 vs. Calgary)

MOST GOALS, GAME:

1, 9x's (Last: March 20, 2023 vs. Calgary)

MOST ASSISTS, GAME:

2, Oct. 15, 2022 at Minnesota

HIGHEST PLUS/MINUS:

+4, Nov. 8, 2021 at Toronto

HIGHEST TIME ON ICE:

28:54, April 7, 2021 vs. Arizona

MOST SHOTS:

6, Nov. 11, 2021 at Ottawa

LONGEST POINT STREAK:

3 Games, 2x's, (Last: Jan. 13-17, 2022: 2-1=3)

MIKEY ANDERSON

(MIGH-kee AN-duhr-suhn)

Shoots: Left

Height: 6-0

Weight: 195

Age: 24


(May 25, 1999)

Birthplace:

Roseville, Minnesota

Acquired by Kings:

Fourth round (103rd overall) of the 2017 NHL Draft



2022-23: Established single-season career highs in goals, assists, points, plus/minus (+20), power-play goals (1), power-play points (1), shots (90) games played (77), blocked shots (129), hits (162), takeaways (18), time on ice (1,668 min.) and average time on ice (21:40)... Led all Kings skaters in hits (162)... Signed to an eight-year contract extension with an AAV of \$4.125M on Feb. 15... Established a new single season career-high in points with 12 (1-11=12) on Jan. 27 at Florida... Established new single-game career-high five blocked shots on Oct. 15 at Minnesota.

LAST AMATEUR CLUB:

Univ. of Minnesota-Duluth, NCAA

INTERNATIONAL PLAY: Played for Team USA in the

following tournaments: World Junior Championship (2019, 7 GP, 2-3=5, silver medal, captain), (2018, 7 GP, 0-1=1, bronze medal).

CAREER STATISTICS

SEASON	TEAM	LEAGUE	REGULAR SEASON					PLAYOFFS				
			GP	G	A	PTS	PIM	GP	G	A	PTS	PIM
2019-20	Los Angeles Kings	NHL	6	1	0	1	0	—	—	—	—	—
2019-20	Ontario Reign	AHL	53	3	12	15	18	—	—	—	—	—
2020-21	Los Angeles Kings	NHL	54	1	10	11	30	—	—	—	—	—
2021-22	Los Angeles Kings	NHL	57	2	6	8	8	7	0	1	1	4
2022-23	Los Angeles Kings	NHL	77	5	15	20	40	6	0	1	1	2
NHL/KINGS Totals			194	9	31	40	78	13	0	2	2	6

LONGEST GOAL STREAK:

None

LONGEST ASSIST STREAK:

2 Games, 2x's (Last: March 20-25, 2023: 2a)

CAREER

POWER-PLAY GOALS:

1, March 6, 2023 vs. Washington

CAREER

SHORT-HANDED GOALS:

None

CAREER

GAME-WINNING GOALS:

4, Last: March 6, 2023 vs. Washington

CAREER PENALTY SHOTS:

None

CAREER OVERTIME GOALS:

None

CAREER SHOOTOUT

GOALS/ATTEMPTS:

None

CAREER PLUS-MINUS: +30

JARET ANDERSON-DOLAN

Center

28



CAREER HIGHLIGHTS

FIRST NHL GAME:

Oct. 7, 2018 vs. Detroit

FIRST NHL GOAL:

Feb. 7, 2021 vs. San Jose

FIRST NHL ASSIST:

Oct. 11, 2018 at Montreal

MOST POINTS, GAME:

2, 5x's (Last: Jan. 22, 2023 at Chicago)

MOST GOALS, GAME:

2, Jan. 22, 2023 at Chicago

MOST ASSISTS, GAME:

2, March 17, 2021 vs. St. Louis

HIGHEST PLUS/MINUS:

+2, 4x's (Last: Jan. 22, 2023 at Chicago)

HIGHEST TIME ON ICE:

18:01, Jan. 31, 2023 at Carolina

MOST SHOTS:

6, Nov. 25, 2022 at San Jose

JARET ANDERSON-DOLAN

(JAIR-ihT AN-duhr-suhn-DOH-luhn)

Shoots: Left


Height: 5-11

Weight: 200

Age: 24
(Sept. 12, 1999)

Birthplace:
Calgary, Alberta

Acquired by Kings:
Second round (41st overall) of the 2017 NHL Draft



2022-23: Appeared in a single-season career high 46 games and earned a career best 12 points (7-5=12)... Established a career-long three-game point streak (2-1=3) from Jan. 28 - Feb. 11... Registered his first career multi-goal game (2-0=2) on Jan. 22 at Chicago. Four of his five goals this season have come on the road... Tallied second goal of the season on Dec. 11 at Columbus... Scored first goal of season with his fourth multi-point (1-1=2) game on Nov. 25 at San Jose... Made Stanley Cup Playoffs debut, skating in four games in round One vs. Edmonton.

LAST AMATEUR CLUB:
Spokane, WHL

INTERNATIONAL PLAY: Played for Team Canada in the following tournaments: World Championship (2021, 10 GP, 0-2=2, gold medal)... World Junior Championship (2019, 5 GP, 1-0=1, alternate captain)... World U18 Championship (2017, 5 GP, 0-0=0, captain).

CAREER STATISTICS

SEASON	TEAM	LEAGUE	REGULAR SEASON					PLAYOFFS				
			GP	G	A	PTS	PIM	GP	G	A	PTS	PIM
2017-18	Ontario Reign	AHL	5	0	2	2	2	3	0	0	0	0
2018-19	Los Angeles Kings	NHL	5	0	1	1	0	—	—	—	—	—
2019-20	Los Angeles Kings	NHL	4	0	0	0	0	—	—	—	—	—
2019-20	Ontario Reign	AHL	53	8	20	28	31	—	—	—	—	—
2020-21	Los Angeles Kings	NHL	34	7	4	11	6	—	—	—	—	—
2021-22	Los Angeles Kings	NHL	7	0	0	0	4	—	—	—	—	—
2021-22	Ontario Reign	AHL	54	24	23	47	51	—	—	—	—	—
2022-23	Los Angeles Kings	NHL	46	7	5	12	2	4	0	0	0	0
NHL/KINGS Totals			96	14	10	24	12	4	0	0	0	0

LONGEST POINT STREAK:
3 Games, Jan. 28 to Feb. 11, 2023: 2-1=3

LONGEST GOAL STREAK:
2 Games, 2x's (Last: April 7-9, 2021: 2g)

LONGEST ASSIST STREAK:
2 Games, Feb. 11-16, 2021: 2a

CAREER POWER-PLAY GOALS:
1, Feb. 16, 2021 vs. Minnesota

CAREER SHORT-HANDED GOALS:
None

CAREER GAME-WINNING GOALS:
4, Last: Feb. 11, 2023 vs. Pittsburgh

CAREER PENALTY SHOTS:
None

CAREER OVERTIME GOALS:
None

CAREER SHOOTOUT GOALS/ATTEMPTS:
None

CAREER PLUS-MINUS: -26

33



CAREER HIGHLIGHTS

FIRST NHL GAME:

March 21, 2015 vs. Buffalo
(with Nashville)

FIRST NHL GOAL:

Oct. 8, 2015 vs. Carolina (with
Nashville)

FIRST NHL ASSIST:

Dec. 10, 2015 vs. Chicago
(with Nashville)

MOST POINTS, GAME:

4, 2x's (Last: Jan. 1, 2022 vs.
Philadelphia)

MOST GOALS, GAME:

3, 4x's (Last: March 4, 2022 at
Columbus)

MOST ASSISTS, GAME:

3, 4x's (Last: April 13, 2023 at
Anaheim)

HIGHEST PLUS/MINUS:

+4, 3x's (Last: Jan. 1, 2022 vs.
Philadelphia)

HIGHEST TIME ON ICE:

25:41, Feb. 25, 2019 vs.
Edmonton (with Nashville)

MOST SHOTS:

9, 2x's (Last: Jan. 29, 2022 at
Philadelphia)

VIKTOR ARVIDSSON

(VIHK-tuhr AHR-vihd-suhn)

Shoots: Right


Age: 30
(April 8, 1993)

Acquired by Kings:
Via trade from Nashville
on July 1, 2021

Height: 5-10

Birthplace:
Skellefteå, Sweden

Weight: 185



2022-23: Hit 300-point career mark on Nov. 16 at Edmonton... Recorded first three points of season (1-2=3), including his first goal of season on Oct. 22 at Washington. It also marked his 10th career three-point game and second with the Kings... Named NHL's First Star of the Week ending March 26, tallying league-high five goals and seven points (5-2=7) in three games... Scored his second career birthday goal on April 8, 2023 vs. Colorado to become the 25th different Kings skater to score on their birthday.

LAST AMATEUR CLUB:
Skellefteå AIK J20, J20 SuperElit

TRANSACTIONS:
Trade to LA from Nashville for a second-round pick in the 2021 NHL Draft and third-round pick in 2022 NHL Draft... Selected by Nashville in the fourth round (112th overall) in the 2014 NHL Draft.

INTERNATIONAL PLAY:
Played for Team Sweden at the following tournaments:

World Championship (2018, 5 GP, 3-0=3, plus-4, gold medal)... World Junior Championship (2013, 6 GP, 4-1=5, plus-1, silver medal)... World U18 Championship (2011, 5 GP, 0-1=1, silver medal).

CAREER STATISTICS

SEASON	TEAM	LEAGUE	REGULAR SEASON					PLAYOFFS				
			GP	G	A	PTS	PIM	GP	G	A	PTS	PIM
2014-15	Nashville Predators	NHL	6	0	0	0	0	—	—	—	—	—
2014-15	Milwaukee Admirals	AHL	70	22	33	55	43	—	—	—	—	—
2015-16	Nashville Predators	NHL	56	8	8	16	35	14	1	1	2	8
2015-16	Milwaukee Admirals	AHL	17	8	10	18	6	—	—	—	—	—
2016-17	Nashville Predators	NHL	80	31	30	61	28	22	3	10	13	19
2017-18	Nashville Predators	NHL	78	29	32	61	36	13	5	4	9	6
2018-19	Nashville Predators	NHL	58	34	14	48	26	6	0	0	0	2
2019-20	Nashville Predators	NHL	57	15	13	28	26	4	3	0	3	2
2020-21	Nashville Predators	NHL	50	10	15	25	21	2	0	0	0	2
2021-22	Los Angeles Kings	NHL	66	20	29	49	22	—	—	—	—	—
2022-23	Los Angeles Kings	NHL	77	26	33	59	24	6	1	6	7	2
NHL Totals			528	173	174	347	218	67	13	21	34	41
KINGS Totals			143	46	62	108	46	6	1	6	7	2

LONGEST POINT STREAK:
5 Games, 9x's (Last: April 12-21, 2022: 0-6=6)

LONGEST GOAL STREAK:
3 Games, 8x's (Last: March 20-26, 2023: 5g)

LONGEST ASSIST STREAK:
5 Games, April 12-21, 2022: 6a

CAREER POWER-PLAY GOALS:
31, Last: April 8, 2023 at Colorado

CAREER SHORT-HANDED GOALS:
11, Last: Jan. 27, 2023 at Florida

CAREER GAME-WINNING GOALS:
30, Last: Dec. 6, 2022 at Ottawa

CAREER PENALTY SHOTS:
1/2, Last: March 26, 2023 vs. St. Louis (vs. Binnington) – Missed

CAREER OVERTIME GOALS:
3, Last: March 4, 2022 at Columbus

CAREER SHOOTOUT GOALS/ATTEMPTS:
2/9 (22.2%)

CAREER PLUS-MINUS: +42

7



CAREER HIGHLIGHTS

FIRST NHL GAME:

Oct. 5, 2019 at Edmonton

MOST POINTS, GAME:

2, Oct. 21, 2021 vs. Buffalo

HIGHEST PLUS/MINUS:

+4, Nov. 8, 2021 at Toronto

FIRST NHL GOAL:

May 1, 2021 at Anaheim

MOST GOALS, GAME:

1, May 1, 2021 at Anaheim

HIGHEST TIME ON ICE:

22:46, Nov. 11, 2021 at
Ottawa

FIRST NHL ASSIST:

Feb. 11, 2021 vs. San Jose

MOST ASSISTS, GAME:


2, Oct. 31, 2021 vs. Buffalo

MOST SHOTS:

4, Nov. 17, 2021 vs.
Washington

TOBIAS BJORNFOT

(toe-BIGH-uhs B'YOHRN-foot)

Shoots: Left**Height:** 6-0**Weight:** 200**Age:** 22
(April 6, 2001)**Birthplace:**
Upplands Vasby,
Sweden**Acquired by Kings:**
First round (22nd over-
all) of the 2019 NHL
Draft

2022-23: Appeared in 50 games for Ontario (AHL), posting five goals and seven assists for 12 points... Recalled to LA Kings on Dec. 1 and made season debut for Kings that night vs. Arizona... Notched one assist over 10 NHL games.

LAST AMATEUR CLUB:
Djurgårdens IF J20, SuperElit

INTERNATIONAL PLAY: Played for Team Sweden in the following tournaments: World Junior Championship (2021, 5 GP, 0-2=2, alternate captain), (2020, 7 GP, 0-0=0, bronze medal)... World U18 Championship (2019, 7 GP, 0-1=1, gold medal, captain), (2018, 7 GP, 0-0=0, bronze medal).

CAREER STATISTICS

SEASON	TEAM	LEAGUE	REGULAR SEASON					PLAYOFFS				
			GP	G	A	PTS	PIM	GP	G	A	PTS	PIM
2019-20	Los Angeles Kings	NHL	3	0	0	0	0	—	—	—	—	—
2019-20	Ontario Reign	AHL	44	6	13	19	12	—	—	—	—	—
2020-21	Los Angeles Kings	NHL	33	1	5	6	14	—	—	—	—	—
2020-21	Djurgårdens IF	SHL	15	1	2	3	33	—	—	—	—	—
2020-21	Ontario Reign	AHL	1	0	0	0	2	—	—	—	—	—
2021-22	Los Angeles Kings	NHL	70	0	8	8	6	—	—	—	—	—
2022-23	Los Angeles Kings	NHL	10	0	1	1	6	—	—	—	—	—
2022-23	Ontario Reign	AHL	50	5	7	12	8	2	0	0	0	0
NHL/KINGS Totals			116	1	14	15	26	—	—	—	—	—

LONGEST POINT STREAK:
None**LONGEST GOAL STREAK:**
None**LONGEST ASSIST STREAK:**
None**CAREER
POWER-PLAY GOALS:**
None**CAREER
SHORT-HANDED GOALS:**
None**CAREER
GAME-WINNING GOALS:**
None**CAREER PENALTY SHOTS:**
None**CAREER OVERTIME GOALS:**
None**CAREER SHOOTOUT
GOALS/ATTEMPTS:**
None**CAREER PLUS-MINUS:** -18

55



CAREER HIGHLIGHTS

FIRST NHL GAME:

April 4, 2021 vs. Anaheim

FIRST NHL GOAL:

Jan. 27, 2022 at NY Islanders

FIRST NHL ASSIST:

May 5, 2021 at Arizona

MOST POINTS, GAME:

3, March 22, 2022 vs. Nashville

MOST GOALS, GAME:

2, March 22, 2022 vs. Nashville

MOST ASSISTS, GAME:

2, 2x's (Last: March 20, 2023 vs. Calgary)

HIGHEST PLUS/MINUS:

+3, 2x's (Last: March 20, 2023 vs. Calgary)

HIGHEST TIME ON ICE:

19:04, March 30, 2023 vs. Edmonton

MOST SHOTS:

6, March 30, 2023 at Edmonton

QUINTON BYFIELD

(KWIN-tuhn BIGH-feeld)

Shoots: Left

Height: 6-5

Weight: 220

Age: 21


(Aug. 19, 2003)

Birthplace:

Newmarket, Ontario

Acquired by Kings:

First round (2nd overall)
of the 2020 NHL Draft



2022-23: Set new single-season career highs in assists, points, games played and plus/minus (plus-13)... Established a career-long five-game point and assist streak (0-5=5) from Feb. 28 - March 9 to become the first Kings skater 20 years of age or younger to establish an assist streak of at least five games (Darryl Sydor (20 y/o, 0-5=5, Feb. 27 to March 9, 1993)... Notched 20th career NHL point on Jan. 27 at Florida... At 20 years, 161 days, is the second Kings player in the past 10 years to hit such mark at age 20 or younger (Kaliyev, 20 years, 253 days, March 6, 2021).

LAST AMATEUR CLUB:

Sudbury, OHL

INTERNATIONAL PLAY: Played for Team Canada at the following tournaments: World Junior Championship (2021, 7 GP, 2-5=7, plus-7, silver medal), (2020, 7 GP, 0-1=1, gold medal).

CAREER STATISTICS

SEASON	TEAM	LEAGUE	REGULAR SEASON					PLAYOFFS				
			GP	G	A	PTS	PIM	GP	G	A	PTS	PIM
2018-19	Sudbury Wolves	OHL	64	29	32	61	38	8	3	5	8	16
2019-20	Sudbury Wolves	OHL	45	32	50	82	44	—	—	—	—	—
2020-21	Los Angeles Kings	NHL	6	0	1	1	2	—	—	—	—	—
2020-21	Ontario Reign	AHL	32	8	12	20	24	1	0	0	0	0
2021-22	Los Angeles Kings	NHL	40	5	5	10	20	2	0	0	0	4
2021-22	Ontario Reign	AHL	11	4	2	6	10	—	—	—	—	—
2022-23	Los Angeles Kings	NHL	53	3	19	22	30	6	1	3	4	2
2022-23	Ontario Reign	AHL	16	9	6	15	18	—	—	—	—	—
NHL/KINGS Totals			99	8	25	33	52	8	1	3	4	6

LONGEST POINT STREAK:

5 Games, Feb. 25 to March 9, 2023: 0-5=5

LONGEST GOAL STREAK:

None

LONGEST ASSIST STREAK:

5 Games, Feb. 25 to March 9, 2023: 5a

CAREER

POWER-PLAY GOALS:

1, Jan. 21, 2023 at Nashville

CAREER

SHORT-HANDED GOALS:

None

CAREER

GAME-WINNING GOALS:

1, Feb. 26, 2022 vs. NY Islanders

CAREER PENALTY SHOTS:

None

CAREER OVERTIME GOALS:

None

CAREER SHOOTOUT

GOALS/ATTEMPTS:

1/2 (50.0%)

CAREER PLUS-MINUS: +7

BRANDT CLARKE

Defense

92



CAREER HIGHLIGHTS

FIRST NHL GAME:

Oct. 13, 2022 vs. Seattle

FIRST NHL GOAL:

N/A

FIRST NHL ASSIST:

Oct. 20, 2022 at Pittsburgh

MOST POINTS, GAME:

1, 2x's (Last: Oct. 25, 2022 vs. Tampa Bay)

MOST GOALS, GAME:

None

MOST ASSISTS, GAME:

1, 2x's (Last: Oct. 25, 2022 vs. Tampa Bay)

HIGHEST PLUS/MINUS:

+2, Oct. 17, 2022 at Detroit

HIGHEST TIME ON ICE:

17:10, Oct. 20, 2022 at Pittsburgh

MOST SHOTS:

2, 3x's (Last: Nov. 1, 2022 at Dallas)

LONGEST POINT STREAK:

None

BRANDT CLARKE

(BRANT KLAHRK)

Shoots: Right


Age: 20
(Feb. 9, 2003)

Acquired by Kings:
First round (8th overall)
of the 2021 NHL Draft

Height: 6-2

Birthplace:
Nepean, Ontario

Weight: 185



2022-23: Made his NHL debut on Oct. 13, 2022 to become 32nd teenager to play for the Kings (19 years, 246 days)... Collected first career NHL point (0-1=1) on Oct. 20, 2022 at Pittsburgh to become the 18th youngest player (19 years, 253 days) in Kings history to record an NHL point... Appeared in five games for Ontario (AHL), posting two points (1-1=2)... Record 61 points (23-38=61) in 31 games with Barrie (OHL)... One of six players in the OHL, WHL and QMJHL to be selected to CHL's First All-Star team as one of the two best defensemen across major junior hockey in Canada... Amassed 23 points (7-16=23) in 12 OHL playoff games. Tallied eight points (2-6=8) at 2023 World Junior Championships, winning gold medal.

LAST AMATEUR CLUB:

Barrie, OHL

INTERNATIONAL PLAY: Played for Team Canada at the following tournaments: World Junior Championship (2022, 7 GP, 2-6=8, plus-5, gold medal)... World U18

Championship (2021, 7 GP, 2-5=7, plus-12, gold medal, U18 WJC All-Star Team).

CAREER STATISTICS

SEASON	TEAM	LEAGUE	REGULAR SEASON					PLAYOFFS				
			GP	G	A	PTS	PIM	GP	G	A	PTS	PIM
2019-20	Barrie Colts	OHL	57	6	32	38	38	—	—	—	—	—
2020-21	HC Nove Zamky	Slovakia	26	5	10	15	41	—	—	—	—	—
2021-22	Barrie Colts	OHL	55	11	48	59	29	—	—	—	—	—
2022-23	Los Angeles Kings	NHL	9	0	2	2	6	—	—	—	—	—
2022-23	Barrie Colts	OHL	31	23	38	61	28	12	7	16	23	13
2022-23	Ontario Reign	AHL	5	1	1	2	2	—	—	—	—	—
NHL/KINGS Totals			9	0	2	2	6	—	—	—	—	—

LONGEST GOAL STREAK:

None

CAREER

GAME-WINNING GOALS:

None

CAREER SHOOTOUT

GOALS/ATTEMPTS:

None

LONGEST ASSIST STREAK:

None

CAREER PENALTY SHOTS:

None

CAREER PLUS-MINUS: -1

CAREER

POWER-PLAY GOALS:

None

CAREER OVERTIME GOALS:

None

CAREER

SHORT-HANDED GOALS:

None

6



CAREER HIGHLIGHTS

FIRST NHL GAME:

Oct. 24, 2013 vs. Calgary
(with Dallas)

FIRST NHL GOAL:

Dec. 16, 2013 at Colorado
(with Dallas)

FIRST NHL ASSIST:

Dec. 5, 2013 at Toronto
(with Dallas)

MOST POINTS, GAME:

3, 2x's (Last: Feb. 20, 2016
vs. St. Louis; with Arizona)

MOST GOALS, GAME:

2, March 28, 2018 at Vegas
(with Arizona)

MOST ASSISTS, GAME:

2, 4x's (Last: Dec. 2, 2017 vs.
New Jersey; with Arizona)

HIGHEST PLUS/MINUS:

+4, Oct. 27, 2018 vs. Tampa
Bay (with Arizona)

HIGHEST TIME ON ICE:

31:11, Feb. 20, 2016 vs. St.
Louis (with Arizona)

MOST SHOTS:

7, Feb. 8, 2018 at Minnesota
(with Arizona)


KEVIN CONNAUTON

(KEH-vihn kuh-NAW-tuhn)

Shoots: Left
Height: 6-2
Weight: 205

Age: 33
(Feb. 23, 1990)
Birthplace:
Edmonton, Alberta

Acquired by Kings:
Via trade from
Philadelphia on June 6,
2023



2022-23: Played 63 games for the Lehigh Valley Phantoms of the American Hockey League (AHL), his fourth season playing at least 60 games in an AHL campaign... Finished the AHL season a career-best +6, his second-best pro season in the category (+10, 2015-16 with Columbus (NHL))... Skated in his 300th career AHL game on Feb. 11 vs. Bridgeport.

LAST AMATEUR CLUB:
Vancouver, WHL

TRANSACTIONS: Selected by Vancouver in the third round (83rd overall) in the 2009 NHL Entry Draft... Traded to Dallas by Vancouver with a second-round pick in the 2013 NHL Draft for Derek Roy on April 3, 2013... Signed with Arizona as UFA on July 1, 2016... Traded by Arizona to Colorado with a third-round pick in the 2020 NHL draft for Carl Soderberg on June 25, 2019... Signed a PTO with Florida on Dec. 7, 2020... Traded to Columbus by Philadelphia for first-round pick in the 2023 NHL Draft and a conditional second-round pick in the 2024 NHL draft on June 6, 2023.

CAREER STATISTICS

SEASON	TEAM	LEAGUE	REGULAR SEASON					PLAYOFFS				
			GP	G	A	PTS	PIM	GP	G	A	PTS	PIM
2009-10	Vancouver Giants	WHL	69	24	48	72	107	16	3	10	13	21
2010-11	Manitoba Moose	AHL	73	11	12	23	51	6	1	0	1	0
2011-12	Chicago Wolves	AHL	71	13	20	33	58	5	0	1	1	8
2012-13	Chicago Wolves	AHL	60	7	18	25	67	—	—	—	—	—
2012-13	Texas Stars	AHL	9	2	4	6	6	9	2	3	5	6
2013-14	Dallas Stars	NHL	36	1	7	8	16	4	0	0	0	16
2013-14	Texas Stars	AHL	6	0	1	1	23	—	—	—	—	—
2014-15	Dallas Stars	NHL	8	0	2	2	6	—	—	—	—	—
2014-15	Columbus Blue Jackets	NHL	54	9	10	19	29	—	—	—	—	—
2015-16	Columbus Blue Jackets	NHL	27	1	7	8	21	—	—	—	—	—
2015-16	Arizona Coyotes	NHL	38	4	5	9	39	—	—	—	—	—
2016-17	Arizona Coyotes	NHL	24	0	1	1	24	—	—	—	—	—
2016-17	Tuscon Roadrunners	AHL	2	1	2	3	2	—	—	—	—	—
2017-18	Arizona Coyotes	NHL	73	11	10	21	20	—	—	—	—	—
2018-19	Arizona Coyotes	NHL	50	1	7	8	22	—	—	—	—	—
2019-20	Colorado Avalanche	NHL	4	0	0	0	0	4	0	1	1	6
2019-20	Colorado Eagles	AHL	38	5	22	27	36	—	—	—	—	—
2020-21	Florida Panthers	NHL	7	0	1	1	7	—	—	—	—	—
2021-22	Florida Panthers	NHL	13	0	0	0	2	—	—	—	—	—
2021-22	Philadelphia Flyers	NHL	26	1	2	3	2	—	—	—	—	—
2022-23	Lehigh Valley Phantoms	AHL	63	3	12	15	49	3	0	0	0	0
NHL Totals			360	28	52	80	188	8	0	1	1	22

LONGEST POINT STREAK:
3 Games, March 26-29,
2018: 3-1=4; with Arizona

LONGEST GOAL STREAK:
2 Games, 5x's (Last: March
28-29, 2018: 3g; with
Arizona)

LONGEST ASSIST STREAK:
2 Games, 4x's (Last: Dec.
17-19, 2015: 2a; with
Columbus)

**CAREER
POWER-PLAY GOALS:**
None

**CAREER
SHORT-HANDED GOALS:**
None

**CAREER
GAME-WINNING GOALS:**
1, 7x's (Last: April 3, 2018 at
Calgary; with Arizona)

CAREER PENALTY SHOTS:
None

CAREER OVERTIME GOALS:
1, Dec. 9, 2014 vs.
Philadelphia; with Columbus

**CAREER SHOOTOUT
GOALS/ATTEMPTS:**
0/1 (00.0%)

CAREER PLUS-MINUS: +5

29



CAREER HIGHLIGHTS

FIRST NHL GAME:

Feb. 27, 2016 at Nashville (with St. Louis)

FIRST NHL WIN:

Oct. 27, 2018 at Calgary (with Washington)

FIRST NHL SHUTOUT:

Dec. 22, 2018 at Ottawa, 4-0 win (with Washington)

MOST SHOTS, GAME:

48, Jan. 27, 2023 at Florida

MOST SAVES, GAME:

45, Jan. 27, 2023 at Florida

LONGEST WINNING STREAK:

4, Dec. 15 to Dec. 22, 2022

CAREER SHUTOUTS:

2, Last: Feb. 11, 2023 vs. Pittsburgh (6-0 win)

CAREER PENALTY SHOTS:

1/1, Dec. 6, 2018 at Arizona (vs. Richard Panik) - Save (with Washington)

CAREER SHOOTOUT RECORD:

6-2

CAREER SHOOTOUT SAVE PERCENTAGE:

.700 (21/30)

CAREER ASSISTS:

2, Last: Dec. 17, 2022 vs. San Jose

CAREER PENALTY MINUTES:

19, Last: March 20, 2023 vs. Calgary

PHEONIX COPLEY

(FEE-nihks KAWP-lee)

Catches: Left


Height: 6-4

Weight: 200

Age: 31
(Jan. 18, 1992)

Birthplace:
North Pole, Alaska

Acquired by Kings:
Signed as an
unrestricted free agent
on July 13, 2022



2022-23: Became fastest goaltender in LA Kings history to reach 20-win mark in a single season (29GP) with 4-2 win vs. Washington on March 6... Recorded first shutout as an LA King on Feb. 11 vs. PIT (6-0)... Signed to a one-year, \$1.5M AAV contract extension on Feb. 10... Established a career-long seven-game winning streak from Dec. 15 to Jan. 3... Stopped 20 of 22 shots on Dec. 10 at Montreal for his second win in his second career start for the LA Kings. Became first goalie to earn wins in each of his first two appearances with the Kings since Jhonas Enroth from Oct. 22 to Nov. 12, 2015 (3-0-0)... Stopped 31 of 33 shots on Dec. 6 at Ottawa in his LA Kings debut, earning his 17th career NHL win.

LAST AMATEUR CLUB:

Des Moines Buccaneers, USHL

TRANSACTIONS: Signed with LA as an Unrestricted Free Agent on July 13, 2022... Traded to Washington from St. Louis with Kevin Shattenkirk in exchange for Zach Sanford, Brad Malone, a first-round pick in the 2017 NHL Entry Draft

and a conditional second-round pick in the 2019 NHL Entry Draft on Feb 27, 2017... Traded to St. Louis from Washington with Troy Brouwer and a third-round pick in the 2016 NHL Entry Draft for T.J. Oshie on July 2, 2015... Signed as a free agent with Washington on March 19, 2014.

CAREER STATISTICS

REGULAR SEASON

SEASON	TEAM	LEAGUE	GP	MIN	GA	SO	GAA	W	L	OTL	SVS	PCT
2014-15	Hershey Bears	AHL	26	1,520	55	3	2.17	17	4	3	677	.925
2015-16	Chicago Wolves	AHL	37	2,088	97	3	2.79	15	16	3	969	.909
2015-16	St. Louis Blues	NHL	1	24	1	0	2.50	0	0	0	5	.833
2016-17	Chicago Wolves	AHL	25	1,452	56	1	2.31	15	6	2	641	.920
2016-17	Hershey Bears	AHL	16	920	33	1	2.15	11	5	0	443	.931
2016-17	St. Louis Blues	NHL	1	59	5	0	5.09	0	1	0	24	.828
2017-18	Hershey Bears	AHL	41	2,184	106	2	2.91	15	17	4	912	.896
2018-19	Washington Capitals	NHL	27	1,529	74	1	2.90	16	7	3	702	.905
2019-20	Hershey Bears	AHL	31	1,868	77	2	2.47	17	8	6	733	.905
2020-21	Hershey Bears	AHL	15	902	40	2	2.66	10	4	1	346	.896
2021-22	Hershey Bears	AHL	35	2,114	84	2	2.38	18	12	5	882	.913
2021-22	Washington Capitals	NHL	2	97	5	0	3.11	0	1	0	36	.878
2022-23	Los Angeles Kings	NHL	37	2,089	92	1	2.64	24	6	3	855	.903
2022-23	Ontario Reign	AHL	11	630	26	0	2.48	6	4	1	274	.913
NHL Totals			68	3,798	177	2	2.80	40	15	6	1,622	.902
KINGS Totals			37	2,089	92	1	2.64	24	6	3	855	.903

PLAYOFFS

SEASON	TEAM	LEAGUE	GP	MIN	GA	SO	GAA	W	L	SVS	PCT
2014-15	Hershey Bears	AHL	5	XX	7	0	1.83	3	1	123	.946
2016-17	Hershey Bears	AHL	9	XX	19	1	2.13	5	4	263	.933
2021-22	Hershey Bears	AHL	3	XX	7	0	2.29	1	2	92	.929
2022-23	Los Angeles Kings	NHL	1	28	2	0	4.26	0	0	6	.750
NHL/KINGS Totals			1	28	2	0	4.26	0	0	6	.750

24



CAREER HIGHLIGHTS

FIRST NHL GAME:

Nov. 22, 2014 at Edmonton (with Chicago)

FIRST NHL GOAL:

Jan. 8, 2015 vs. Buffalo (with Chicago)

FIRST NHL ASSIST:

Dec. 20, 2015 vs. San Jose (with Chicago)

MOST POINTS, GAME:

4, 2x's (Last: Feb. 7, 2019 vs. Winnipeg; with Montreal)

MOST GOALS, GAME:

3, Dec. 22, 2018 at Vegas (with Montreal)

MOST ASSISTS, GAME:

3, 6x's (Last: March 26, 2023 vs. St. Louis)

HIGHEST PLUS/MINUS:

+4, 2x's (Last: Jan. 1, 2022 vs. Philadelphia)

HIGHEST TIME ON ICE:

24:38, Dec. 5, 2019 vs. Colorado (with Montreal)

MOST SHOTS:

7, 4x's (Last: March 24, 2022 vs. Chicago)

PHILLIP DANAUT

(FIHL-ihp duh-NOH)

Shoots: Left


Height: 6-1

Weight: 200

Age: 30
(Feb. 24, 1993)

Birthplace:
Victoriaville, Quebec

Acquired by Kings:
Signed as an
unrestricted free agent
on July 28, 2021



2022-23: Established a new career high with 54 points (18-36=54) while playing in all 82 regular season games for the second time in his career... Played in his 500th career NHL game on Dec. 8 at Toronto to become 27th player from 2011 NHL Draft class to reach such mark ... Established new single game career-high faceoff winning percentage of 82.4% (14-for-17) (min. Faceoffs taken: 15) ... Scored 100th career NHL goal on March 9 at Colorado... Scored first goals of season, including overtime game-winner on Oct. 17 at Detroit, marking his career overtime goal with the Kings... Tallied five points (2-3=5) in six playoff games.

LAST AMATEUR CLUB: Moncton, QMJHL

TRANSACTIONS:

Selected by Chicago in the first round (26th overall) in the 2011 NHL Entry Draft...Traded to Montreal by Chicago with with a second-round pick in 2018 NHL Draft for Tomas Fleischmann and Dale Weise on

February 26, 2016... Signed as a UFA with Kings on July 28, 2021.

CAREER STATISTICS

SEASON	TEAM	LEAGUE	REGULAR SEASON					PLAYOFFS				
			GP	G	A	PTS	PIM	GP	G	A	PTS	PIM
2011-12	Rockford IceHogs	AHL	7	0	2	2	10	—	—	—	—	—
2012-13	Rockford IceHogs	AHL	5	0	0	0	2	—	—	—	—	—
2013-14	Rockford IceHogs	AHL	72	6	20	26	40	—	—	—	—	—
2014-15	Chicago Blackhawks	NHL	2	0	0	0	0	—	—	—	—	—
2014-15	Rockford IceHogs	AHL	70	13	25	38	38	8	3	2	5	20
2015-16	Chicago Blackhawks	NHL	30	1	4	5	6	—	—	—	—	—
2015-16	Montreal Canadiens	NHL	21	3	2	5	8	—	—	—	—	—
2015-16	Rockford IceHogs	AHL	6	1	1	2	4	—	—	—	—	—
2016-17	Montreal Canadiens	NHL	82	13	27	40	35	6	0	2	2	2
2017-18	Montreal Canadiens	NHL	52	8	17	25	34	—	—	—	—	—
2018-19	Montreal Canadiens	NHL	81	12	41	53	39	—	—	—	—	—
2019-20	Montreal Canadiens	NHL	71	1	34	47	32	10	1	2	3	6
2020-21	Montreal Canadiens	NHL	53	5	19	24	24	22	1	3	4	6
2021-22	Los Angeles Kings	NHL	79	27	24	51	38	7	3	2	5	2
2022-23	Los Angeles Kings	NHL	82	18	36	54	63	6	2	3	5	12
NHL Totals			553	100	204	304	279	51	7	12	19	28
KINGS Totals			161	45	60	105	101	13	5	5	10	12

LONGEST POINT STREAK:
7 Games, 2x's, Dec. 17-31,
2022: 5-4=9

LONGEST GOAL STREAK: 5
Games, April 12-21, 2022:
4g

LONGEST ASSIST STREAK:
5 Games, 2x's (Last: Dec.
3-11, 2019: 5a; with
Montreal)

**CAREER
POWER-PLAY GOALS:**
6, Last: Dec. 29, 2022 at
Colorado

**CAREER
SHORT-HANDED GOALS:**
1, Oct. 5, 2017 at Buffalo
(with Montreal)

**CAREER
GAME-WINNING GOALS:**
14, Last: Oct. 17, 2022 at
Detroit

CAREER PENALTY SHOTS:
None

CAREER OVERTIME GOALS:
2, Last: Oct. 17, 2022 at
Detroit

**CAREER SHOOTOUT
GOALS/ATTEMPTS:**
0/1 (00.0%)

CAREER PLUS-MINUS: +50

DREW DOUGHTY

Defense

8

Shots: Right

Height: 6-1

Weight: 202

Age: 33

(Dec. 8, 1989)

Birthplace:

London, Ontario

Acquired by Kings:


First round
(2nd overall) of the
2008 NHL Draft

CAREER HIGHLIGHTS

FIRST NHL GAME:Oct. 11, 2008
at San Jose**FIRST NHL GOAL:**Oct. 20, 2008
vs. Colorado**FIRST NHL ASSIST:**Nov. 6, 2008
vs. Florida**MOST POINTS, GAME:**4, 2x's (Last: Oct. 14, 2021
vs. Vegas)**MOST GOALS, GAME:**2, 2x's (Last: Feb. 19, 2022
at Arizona)**MOST ASSISTS, GAME:**

4, Jan. 4, 2010 at San Jose

HIGHEST PLUS/MINUS:+4, 7x's (Last: Nov. 21, 2019
vs. Edmonton)**HIGHEST TIME ON ICE:**35:31, Nov. 7, 2017
at Anaheim**MOST SHOTS:**9, Feb. 11, 2010
vs. Edmonton**LONGEST POINT STREAK:**7 Games, Jan. 21 to Feb. 4,
2017: 1-7=8



2022-23: Led team defensemen in points with 52 points (9-43=52)... Recorded 600th career NHL point on Jan. 31 at CAR... Scored 20th point of year (1-0=1) on Dec. 20th vs. ANA, becoming fourth player, and first defenseman, in team history to record 15 consecutive seasons with at least 20 points (Kopitar - 17; Brown - 17; Taylor - 15)... Recorded fourth multi-point (0-2=2) game of season and 111th of career on Jan. 14 vs. NJD, tying Rob Blake (111) for most in LAK History by a defenseman.

LAST AMATEUR CLUB: Guelph, OHL

INTERNATIONAL PLAY: Played for Team Canada at the following tournaments: World Cup (2016, 6 GP, 0-2=2, plus-5, 1st place)...Olympics (2014, 6 GP, 4-2=6, plus-4, gold medal), (2010, 7 GP, 0-2=2, plus-6, gold medal)... World Championship (2009, 9 GP, 1-6=7, plus-5, silver medal)...World Junior Championship (2008, 7 GP, 0-4=4, gold medal, Top Defenseman of tournament)...World U18 Championship (2007, 6 GP,

0-4=4, gold medal, Top Defenseman of tournament)...World U18 Championship (2007, 6 GP,

CAREER STATISTICS

SEASON	TEAM	LEAGUE	REGULAR SEASON					PLAYOFFS				
			GP	G	A	PTS	PIM	GP	G	A	PTS	PIM
2008-09	Los Angeles Kings	NHL	81	6	21	27	56	—	—	—	—	—
2009-10	Los Angeles Kings	NHL	82	16	43	59	54	6	3	4	7	4
2010-11	Los Angeles Kings	NHL	76	11	29	40	68	6	2	2	4	8
2011-12	Los Angeles Kings	NHL	77	10	26	36	69	20	4	12	16	14
2012-13	Los Angeles Kings	NHL	48	6	16	22	36	18	2	3	5	8
2013-14	Los Angeles Kings	NHL	78	10	27	37	64	26	5	13	18	30
2014-15	Los Angeles Kings	NHL	82	7	39	46	56	—	—	—	—	—
2015-16	Los Angeles Kings	NHL	82	14	37	51	52	5	0	1	1	2
2016-17	Los Angeles Kings	NHL	82	12	32	44	46	—	—	—	—	—
2017-18	Los Angeles Kings	NHL	82	10	50	60	54	3	0	0	0	0
2018-19	Los Angeles Kings	NHL	82	8	37	45	44	—	—	—	—	—
2019-20	Los Angeles Kings	NHL	67	7	28	35	36	—	—	—	—	—
2020-21	Los Angeles Kings	NHL	56	8	26	34	26	—	—	—	—	—
2021-22	Los Angeles Kings	NHL	39	7	24	31	30	—	—	—	—	—
2022-23	Los Angeles Kings	NHL	81	9	43	52	34	6	0	3	3	4
NHL/KINGS Totals			1,095	141	478	619	725	90	16	38	54	70

LONGEST GOAL STREAK:

3 Games, 2x's (Last: March 20-26, 2023: 3g)

LONGEST ASSIST STREAK:

7 Games, Jan. 21 to Feb. 4, 2017: 1-7=8

CAREER

POWER-PLAY GOALS:

73, Last: March 26, 2023 vs. St. Louis

CAREER

SHORT-HANDED GOALS:

2, Last: Oct. 15, 2017 vs. NY Islanders

CAREER

GAME-WINNING GOALS:

30, Last: March 26, 2023 vs. St. Louis

CAREER PENALTY SHOTS:

None

CAREER OVERTIME GOALS:

7, Last: Nov. 2, 2019 vs. Chicago

CAREER SHOOTOUT

GOALS/ATTEMPTS:
2/10 (20.0%)

CAREER PLUS-MINUS: +45

80



CAREER HIGHLIGHTS

FIRST NHL GAME:

Oct. 6, 2017
vs. NY Islanders (with
Columbus)

FIRST NHL GOAL:

Oct. 6, 2017
vs. NY Islanders (with
Columbus)

FIRST NHL ASSIST:

Nov. 2, 2017
at Florida (with Columbus)

MOST POINTS, GAME:

4, 2x's (Last: Jan. 8, 2023 vs.
Vancouver; with Winnipeg)

MOST GOALS, GAME:

3, March 29, 2018
at Calgary (with Columbus)

MOST ASSISTS, GAME:

4, Jan. 8, 2023 vs. Vancouver
(with Minnesota)

HIGHEST PLUS/MINUS:

+4, 3x's (Last: Dec. 20 2022
vs. Ottawa; with Winnipeg)

HIGHEST TIME ON ICE:

25:12, March 4, 2022
vs. Dallas (with Winnipeg)

MOST SHOTS:

8, Nov. 27, 2022
at Chicago; with Winnipeg

LONGEST POINT STREAK:

8 Games, Oct. 16 to Nov. 2,
2021: 7-4=11 (with Winnipeg)


PIERRE-LUC DUBOIS

(PEE-aihr-LEWK doo-BWAH)

Shoots: Left
Height: 6-4
Weight: 214

Age: 25
(June 24, 1998)
Birthplace:
Rimouski, Quebec

Acquired by Kings:
Via trade from Winni-
peg on June 27, 2023



2022-23: Played 73 games for Winnipeg, posting career-highs in assists (36) and points (63)... Recorded back-to-back 60-point seasons for the first time in his career (60 points (28-32=60); 2021-22), and recorded back-to-back 20-goal seasons for the second time in his career (2017-19)... Second-consecutive season in which Dubois established multiple career-highs... Skated in his 400th career NHL game on Jan. 6, 2023 vs. Tampa Bay... Recorded his 300th career NHL point (0-1=1) on April 5, 2023 vs. Calgary (122-178=300).

LAST AMATEUR CLUB: Blainville-Boisbriand, QMJHL

TRANSACTIONS: Drafted by Columbus in the first round of the 2016 NHL Draft... Traded to Winnipeg by Columbus with a third-round pick in the 2022 NHL Draft for Patrik Laine and Jack Roslovic... Traded to Los Angeles by Winnipeg for Gabriel Vilardi, Alex Iafallo, Rasmus Kupari, and a second-round pick in the 2024 NHL draft.

INTERNATIONAL PLAY: Played for Team Canada at the following tournaments: World Championship (2022, 10 GP, 7-6=13, plus-11, silver medal, World Championship All-Star Team), (2019, 8 GP, 3-4=7, plus-10, silver medal), (2018, 9 GP, 3-4=7, plus-4, Most Points by U20 Junior)... World Junior Championship (2017, 7 GP, 0-5=5, plus-2, silver medal)... World U18 Championship (2015, 6 GP, 0-1=1, plus-2, bronze medal).

CAREER STATISTICS

SEASON	TEAM	LEAGUE	REGULAR SEASON					PLAYOFFS				
			GP	G	A	PTS	PIM	GP	G	A	PTS	PIM
2014-15	Cape Breton Screaming Eagles	QMJHL	54	10	35	45	58	7	2	3	5	6
2015-16	Cape Breton Screaming Eagles	QMJHL	62	42	57	99	112	12	7	5	12	14
2016-17	Cape Breton Screaming Eagles	QMJHL	20	6	12	18	33	—	—	—	—	—
2016-17	Blainville-Boisbriand Armada	QMJHL	28	15	22	37	45	19	9	13	22	26
2017-18	Columbus Blue Jackets	NHL	82	20	28	48	49	6	2	2	4	6
2018-19	Columbus Blue Jackets	NHL	82	27	34	61	64	10	2	3	5	14
2019-20	Columbus Blue Jackets	NHL	70	18	31	49	49	10	4	6	10	4
2020-21	Columbus Blue Jackets	NHL	5	1	0	1	2	—	—	—	—	—
2020-21	Winnipeg Jets	NHL	41	8	12	20	36	7	0	3	3	8
2021-22	Winnipeg Jets	NHL	81	28	32	60	106	—	—	—	—	—
2022-23	Winnipeg Jets	NHL	73	27	36	63	77	5	2	2	4	8
NHL Totals			434	129	173	302	383	38	10	16	26	40

LONGEST GOAL STREAK:
4 Games, 2x's (Last: Nov. 3-12, 2022: 4g; with Winnipeg)

LONGEST ASSIST STREAK:
4 Games, 4x's (Last: Feb. 25 to March 4, 2022: 7a; with Winnipeg)

CAREER POWER-PLAY GOALS:
36, Last: April 10, 2023 vs. San Jose (with Winnipeg)

CAREER SHORT-HANDED GOALS:
None

CAREER GAME-WINNING GOALS: 23, Last: Nov. 8, 2022 vs. Dallas; with Winnipeg

CAREER PENALTY SHOTS:
1/1, Dec. 29, 2022 vs. Vancouver (vs. Delia) – Scored

CAREER OVERTIME GOALS:
7, Last: March 13, 2022 at St. Louis (with Winnipeg)

CAREER SHOOTOUT GOALS/ ATTEMPTS: 6/14 (42.9%)

CAREER PLUS-MINUS: +13

5



CAREER HIGHLIGHTS

FIRST NHL GAME:

Dec. 3, 2016
vs. Florida (with Ottawa)

FIRST NHL GOAL:

N/A

FIRST NHL ASSIST:

Dec. 21, 2019
at Philadelphia (with Ottawa)

MOST POINTS, GAME:

1, 7x's (Last: April 11, 2023
at Pittsburgh; with Chicago)

MOST GOALS, GAME:

N/A

MOST ASSISTS, GAME:

1, 7x's (Last: April 11, 2023
at Pittsburgh; with Chicago)

HIGHEST PLUS/MINUS:

+2, 2x's (Last: Jan. 28 2023
vs. St. Louis; with Colorado)

HIGHEST TIME ON ICE:

19:48, March 26, 2023
vs. Vancouver (with Chicago)

MOST SHOTS:

4, Feb. 27, 2023
at Anaheim; with Chicago

LONGEST POINT STREAK:

N/A

ANDREAS ENGLUND

(an-DRAY-uhs EHNG-luhnd)

Shoots: Left


Height: 6-3

Weight: 189

Age: 27
(Jan. 21, 1996)

Birthplace:
Stockholm, Sweden

Acquired by
Kings: Signed as an unrestricted free agent on July 1, 2023



2022-23: Split the 2022-23 season between the Chicago Blackhawks and Colorado Avalanche, appearing in 47 games and earning four points (0-4=4) with 35 penalty minutes (PIM) to establish single-season career highs in games played, assists, points, PIM, shots on goal (31), takeaways (9), blocks (33) and hits (133)... Appeared in 15 games for the Colorado Eagles of the American Hockey League (AHL), recording 3 points (1-2=3).

LAST AMATEUR CLUB: Djurgårdens Jr., Swe-Jr

TRANSACTIONS: Drafted by Ottawa in the second-round of the 2014 NHL Draft... Signed as a UFA with Colorado on July 13, 2022... Traded to Chicago by Colorado for Jack Johnson on Feb. 26, 2023... Signed as a UFA with LA on July 1, 2023.

INTERNATIONAL PLAY: Played for Team Sweden in the following tournaments: World Junior Championship (2016, 7 GP, 0-2=2, plus-1, captain), (2015, 7 GP, 0-0=0, minus-1)... World U18 Championship (2014, 7GP, 0-0=0, plus-6, alternate captain).

CAREER STATISTICS

SEASON	TEAM	LEAGUE	REGULAR SEASON					PLAYOFFS				
			GP	G	A	PTS	PIM	GP	G	A	PTS	PIM
2014-15	Djurgårdens IF	SHL	49	2	3	5	32	2	0	0	0	0
2015-16	Djurgårdens IF	SHL	46	2	4	6	36	8	0	0	0	4
2016-17	Ottawa Senators	NHL	5	0	0	0	2	—	—	—	—	—
2016-17	Binghamton Senators	AHL	69	3	7	10	82	—	—	—	—	—
2017-18	Ottawa Senators	NHL	1	0	0	0	0	—	—	—	—	—
2017-18	Binghamton Senators	AHL	69	1	9	10	69	—	—	—	—	—
2018-19	Ottawa Senators	NHL	3	0	0	0	10	—	—	—	—	—
2018-19	Binghamton Senators	AHL	68	3	11	14	77	—	—	—	—	—
2019-20	Ottawa Senators	NHL	24	0	3	3	12	—	—	—	—	—
2019-20	Binghamton Senators	AHL	22	0	0	0	32	—	—	—	—	—
2021-22	Colorado Eagles	AHL	57	2	10	12	103	8	1	1	2	30
2022-23	Colorado Avalanche	NHL	36	0	3	3	26	—	—	—	—	—
2022-23	Chicago Blackhawks	NHL	11	0	1	1	9	—	—	—	—	—
2022-23	Colorado Eagles	AHL	15	1	2	3	47	—	—	—	—	—
NHL Totals			80	0	7	7	59	—	—	—	—	—

LONGEST GOAL STREAK:
N/A

LONGEST ASSIST STREAK:
N/A

CAREER POWER-PLAY GOALS:
None

CAREER SHORT-HANDED GOALS:
None

CAREER GAME-WINNING GOALS: None

CAREER PENALTY SHOTS:
None

CAREER OVERTIME GOALS:
None

CAREER SHOOTOUT GOALS/ATTEMPTS: N/A

CAREER PLUS-MINUS: -13

KEVIN FIALA

Left Wing

22



CAREER HIGHLIGHTS

FIRST NHL GAME:

March 24, 2015
vs. Montreal (with Nashville)

FIRST NHL GOAL:

Jan. 14, 2016
at Winnipeg (with Nashville)

FIRST NHL ASSIST:

Dec. 6, 2016
vs. Colorado (with Nashville)

MOST POINTS, GAME:

5, Last: April 22, 2022 vs.
Seattle; with Minnesota

MOST GOALS, GAME:

3, 2x's (Last: Jan. 7, 2023
at Vegas)

MOST ASSISTS, GAME:

5, April 22, 2022 vs. Seattle
(with Minnesota)

HIGHEST PLUS/MINUS:

+4, Nov. 29, 2022 vs. Seattle

HIGHEST TIME ON ICE:

24:18, April 24, 2022
at Nashville (with Minnesota)

MOST SHOTS:

8, 8x's (Last: April 5, 2022
at Nashville; with Minnesota)

LONGEST POINT STREAK:

12 Games, Dec. 20, 2021 to
Feb. 2, 2022: 9-7=16 (with
Minnesota)

LONGEST GOAL STREAK:

5 Games, 2x's (Last: Feb. 25
to March 3, 2020: 5g; with
Minnesota)


KEVIN FIALA

(KEH-vuhn fee-A-lah)

Shots: Left

Height: 5-10

Weight: 204

Age: 27
(July 22, 1996)Birthplace:
St. Gallen, SwitzerlandAcquired by Kings:
Via trade from Minnesota
on June 29, 2022.

2022-23: Named to 2023 NHL All-Star Game by NHL on Jan. 5, his first All-Star Selection... Co-led team with 22 multi-point games, eight of which being 3+ point games... First Kings skater since Ziggy Palffy (52 GP in 1990-00) to record his first 60 points with the Kings in 60 games or less... Fifth Kings skater in the past 20 years to reach the 30-point mark in 28 games or fewer... Registered second career hat trick, and first as a King, on Jan. 7 at Vegas... Fifth Swiss-born player in league history to reach 300 career points on Nov. 14 at Calgary...

LAST AMATEUR CLUB: HV71, SHL

TRANSACTIONS: Selected by Nashville in the first round (11th overall) in the 2014 NHL Draft... Traded to Minnesota by Nashville for Mikael Granlund and Dale Weise on February 25, 2019... Traded to LA from Minnesota for Brock Faber and first-round pick in 2022 NHL Draft.

INTERNATIONAL PLAY: Played for Team Switzerland at the following tournaments: World Championship (2019, 8 GP, 4-3=7, plus-4, 2 PIM), (2018, 5 GP, 1-4=5, plus-2, 6 PIM, silver medal), (2015, 8 GP, 1-2=3, 6 PIM)... World Junior Championship (2015, 6 GP, 4-1=5, plus-6, 16 PIM), (2014, 7 GP, 0-2=2, plus-3, 2 PIM)... World U18 Championship (2014, 5 GP, 4-5=9, plus-4, 8 PIM).

CAREER STATISTICS

SEASON	TEAM	LEAGUE	REGULAR SEASON					PLAYOFFS				
			GP	G	A	PTS	PIM	GP	G	A	PTS	PIM
2014-15	HV71	SHL	20	5	9	14	14	—	—	—	—	—
2014-15	Milwaukee Admirals	AHL	33	11	9	20	18	—	—	—	—	—
2014-15	Nashville Predators	NHL	1	0	0	0	0	1	0	0	0	0
2015-16	Milwaukee Admirals	AHL	66	18	32	50	78	3	0	0	0	2
2015-16	Nashville Predators	NHL	5	1	0	1	0	—	—	—	—	—
2016-17	Milwaukee Admirals	AHL	22	7	12	19	45	—	—	—	—	—
2016-17	Nashville Predators	NHL	54	11	5	16	18	5	2	0	2	0
2017-18	Nashville Predators	NHL	80	23	25	48	26	12	3	1	4	10
2018-19	Nashville Predators	NHL	64	10	22	32	26	—	—	—	—	—
2018-19	Minnesota Wild	NHL	19	3	4	7	10	—	—	—	—	—
2019-20	Minnesota Wild	NHL	64	23	31	54	42	4	3	1	4	10
2020-21	Minnesota Wild	NHL	50	20	20	40	43	7	1	1	2	2
2021-22	Minnesota Wild	NHL	82	33	52	85	52	6	0	3	3	16
2022-23	Los Angeles Kings	NHL	69	23	49	72	52	3	1	5	6	4
NHL Totals			488	147	208	355	269	38	10	11	21	40
KINGS Totals			69	23	49	72	52	3	1	5	6	4

LONGEST ASSIST STREAK:
6 Games, Feb. 25 to March
5, 2020: 7a; with Minnesota)

**CAREER
POWER-PLAY GOALS:**
33, Last: Feb. 18, 2023
vs. Arizona

**CAREER
SHORT-HANDED GOALS:**
1, April 14, 2022 at Dallas
(with Minnesota)

**CAREER GAME-WINNING
GOALS:** 25, Last: Jan. 24,
2023 at Philadelphia

CAREER PENALTY SHOTS:
0/2, Last: Jan. 14, 2023 vs.
New Jersey (vs. Blackwood)
— Missed

CAREER OVERTIME GOALS:
5, Last: Jan. 24, 2023 at
Philadelphia

**CAREER SHOOTOUT GOALS/
ATTEMPTS:** 10/32 (31.2%)

CAREER PLUS-MINUS: +19

84



CAREER HIGHLIGHTS

FIRST NHL GAME:

Oct. 5, 2019
at Pittsburgh (with
Columbus)

FIRST NHL GOAL:

Nov. 15, 2019
vs. St. Louis (with Columbus)

FIRST NHL ASSIST:

Oct. 26, 2019
at Philadelphia (with
Columbus)

MOST POINTS, GAME:

2, 11x's (Last: March 14,
2023 vs. NY Islanders; with
Los Angeles)

MOST GOALS, GAME:

2, 2x's (Last: March 29, 2022
vs. NY Islanders; with
Columbus)

MOST ASSISTS, GAME:

2, 7x's (Last: March 14, 2023
vs. NY Islanders; with Los
Angeles)

HIGHEST PLUS/MINUS:

+4, 2x's (Last: Jan. 14, 2023
at Detroit; with Columbus)

HIGHEST TIME ON ICE:

28:40, Nov. 15, 2022
vs. Philadelphia (with
Columbus)

MOST SHOTS:

5, 3x's (Last: April 17, 2022
at Anaheim; with Columbus)


VLADISLAV GAVRIKOV

(VLA-dih-slahv GAV-rih-kahv)

Shoots: Left
Height: 6-3
Weight: 221

Age: 27
(Nov. 21, 1995)
Birthplace:
Yaroslavl, Russia

Acquired by
Kings: Via trade from
Columbus on March 1,
2023



2022-23: Scored first career SHG on April 6 at Vegas...Registered first multi-point game (0-2=2) as an LA King on March 14 vs. NY Islanders...Made LA Kings debut on March 2 vs. Montreal... Tallied first two career OT winners on Oct. 18 vs. Vancouver and Nov. 15 vs. Philadelphia while with Columbus.

LAST AMATEUR CLUB: SKA St. Petersburg, KHL

TRANSACTIONS: Selected by Columbus in the sixth-round of the 2015 NHL Draft... Traded to Los Angeles by Columbus with Joonas Korpi for Jonathan Quick, a conditional first-round pick in the 2023 NHL Draft, and a third-round pick in the 2024 NHL Draft.

INTERNATIONAL PLAY: Played for Team OAR in the following tournaments: Olympic Games (2018, 6 GP, 2-1=3, plus-6, gold medal)... Played for Team Russia in the following tournaments: World Championship (2021, 8 GP, 0-2=2, plus-3, alternate captain), (2019, 10 GP, 0-0=0, plus-2, bronze medal), (2018, 8 GP, 0-1=1, plus-7), (2017, 9 GP, 1-1=2, plus-9, bronze medal)... World Junior Championship (2015, 7 GP, 0-0=0,

minus-2, captain, WJC best defenseman, silver medal)... World U18 Championship, (2013, 7 GP, 0-0=0, plus 4).

CAREER STATISTICS

SEASON	TEAM	LEAGUE	REGULAR SEASON					PLAYOFFS				
			GP	G	A	PTS	PIM	GP	G	A	PTS	PIM
2014-15	Loko Yaroslavl	MHL	16	1	6	7	16	5	0	0	0	2
2014-15	HK Ryazan	VHL	11	1	2	3	4	—	—	—	—	—
2014-15	Lokomotiv Yaroslavl	KHL	16	0	1	1	4	4	0	0	0	0
2015-16	Lokomotiv Yaroslavl	KHL	42	3	4	7	18	5	1	0	1	2
2016-17	Lokomotiv Yaroslavl	KHL	54	3	4	7	38	15	1	4	5	14
2017-18	SKA St. Petersburg	KHL	50	5	9	14	26	15	1	4	5	2
2018-19	SKA St. Petersburg	KHL	60	5	15	20	48	18	1	0	1	6
2018-19	Columbus Blue Jackets	NHL	—	—	—	—	—	2	0	0	0	0
2019-20	Columbus Blue Jackets	NHL	69	5	13	18	18	10	1	2	3	6
2020-21	Columbus Blue Jackets	NHL	55	2	10	12	14	—	—	—	—	—
2021-22	Columbus Blue Jackets	NHL	80	5	28	33	68	—	—	—	—	—
2022-23	Columbus Blue Jackets	NHL	52	3	7	10	30	—	—	—	—	—
2022-23	Los Angeles Kings	NHL	20	3	6	9	8	6	0	1	1	0
NHL Totals			276	18	64	82	138	18	1	3	4	6
KINGS Totals			20	3	6	9	8	6	0	1	1	0

LONGEST POINT STREAK:

3 Games, 5x's (Last: April 6-10, 2023: 2-1=3; with Los Angeles)

LONGEST GOAL STREAK:

2 Games, Dec. 21-23, 2019: 2g; with Columbus)

LONGEST ASSIST STREAK:

3 Games, 2x's (Last: Feb. 20-24, 2020: 3a; with Columbus)

CAREER

POWER-PLAY GOALS:
None

CAREER

SHORT-HANDED GOALS:
1, April 6, 2023 at Vegas; with Los Angeles

CAREER GAME-WINNING

GOALS: 5, Last: Nov. 15, 2022 vs. Philadelphia; with Columbus

CAREER PENALTY SHOTS:

None

CAREER OVERTIME GOALS:

2, Last: Nov. 15, 2022 vs. Philadelphia; with Columbus

CAREER SHOOTOUT GOALS/ATTEMPTS: None

CAREER PLUS-MINUS: -11

CARL GRUNDSTROM

Left Wing

91



CAREER HIGHLIGHTS

FIRST NHL GAME:

March 9, 2019 at Arizona

FIRST NHL GOAL:

March 9, 2019 at Arizona

FIRST NHL ASSIST:

April 6, 2019 vs. Vegas

MOST POINTS, GAME:
2, 7x's (Last: March 20,
2023 vs. Calgary)

MOST GOALS, GAME:

2, 3x's (Last: March 20, 2023
vs. Calgary)

MOST ASSISTS, GAME:

1, 23x's (Last: March 28,
2023 at Calgary)

HIGHEST PLUS/MINUS:

+3, Last: March 30, 2022 at
Edmonton

HIGHEST TIME ON ICE:

18:52, March 26, 2019
at Edmonton

MOST SHOTS:

6, April 5, 2019 at Anaheim

LONGEST POINT STREAK:

3 Games, March 16-20,
2023: 4-1=5)


CARL GRUNDSTROM

(KAHRL GRUHND-struhm)

Shoots: Left
Height: 6-0
Weight: 201

Age: 25
(Dec. 1, 1997)
Birthplace:
Umea, Sweden

Acquired by Kings:
Via trade from Toronto
on Jan. 28, 2019



2022-23: Set single-season career highs in goals (12), assists (7), points (19), games played (57), shots (90) and a team-leading hits (144)... Established a career-long three-game goal and point streak (4-1=5) from March 16-20... Became 23rd different Kings skater, and the first since Drew Doughty on Dec. 8, 2016 vs. Carolina, to score on their birthday with his sixth goal of season on Dec. 1 vs. Arizona... Scored second fastest goal from start of a game in Kings history on Nov. 12 vs. Detroit 0:09 seconds in (Fastest: Dave Williams, 0:07 on Feb. 14, 1987 vs. Hartford).

LAST AMATEUR CLUB: MODO J20, SuperElit

TRANSACTIONS: Selected by Toronto in the second round (57th overall) in the 2016 NHL Draft... Traded to LA with Sean Durzi and a first-round draft pick in the 2019 NHL Draft from Toronto for Jake Muzzin.

INTERNATIONAL PLAY: Played for Team Sweden at the following tournaments: World Championship (2023, 8 GP, 1-1=2, plus-3), (2022, 5 GP, 1-1=2, plus-2)... World Junior Championship (2017, 7 GP, 3-4=7, plus-5), (2016, 7 GP, 1-0=1, plus-1)...World U18 Championship (2015, 5 GP, 3-2=5).

CAREER STATISTICS

SEASON	TEAM	LEAGUE	REGULAR SEASON					PLAYOFFS				
			GP	G	A	PTS	PIM	GP	G	A	PTS	PIM
2014-15	MODO	SHL	24	2	3	5	8	—	—	—	—	—
2015-16	MODO	SHL	49	7	9	16	53	—	—	—	—	—
2016-17	Frolunda HC	SHL	45	14	6	20	6	14	1	1	2	4
2016-17	Toronto Marlies	AHL	—	—	—	—	—	6	3	1	4	2
2017-18	Frolunda HC	SHL	35	17	7	24	8	6	2	0	2	2
2017-18	Toronto Marlies	AHL	2	1	2	3	0	20	8	6	14	14
2018-19	Toronto Marlies	AHL	42	13	16	29	26	—	—	—	—	—
2018-19	Ontario Reign	AHL	13	3	7	10	6	—	—	—	—	—
2018-19	Los Angeles Kings	NHL	15	5	1	6	6	—	—	—	—	—
2019-20	Los Angeles Kings	NHL	13	0	4	4	8	—	—	—	—	—
2019-20	Ontario Reign	AHL	40	12	16	28	36	—	—	—	—	—
2020-21	IF Björklöven	Allsvenskan	18	5	8	13	26	—	—	—	—	—
2020-21	Los Angeles Kings	NHL	47	6	5	11	16	—	—	—	—	—
2021-22	Los Angeles Kings	NHL	54	9	6	15	26	6	3	1	4	0
2022-23	Los Angeles Kings	NHL	57	12	7	19	16	6	0	1	1	4
NHL/KINGS Totals			186	32	23	55	72	12	3	2	5	4

LONGEST GOAL STREAK:

3 Games, March 16-20, 2023: 4-1=5)

LONGEST ASSIST STREAK:

None

CAREER

POWER-PLAY GOALS:

1, Oct. 20, 2022 at Pittsburgh

CAREER

SHORT-HANDED GOALS:

None

CAREER

GAME-WINNING GOALS:

7, Last: April 1, 2023 at Seattle

CAREER PENALTY SHOTS:

None

CAREER OVERTIME GOALS:

None

CAREER SHOOTOUT GOALS/ATTEMPTS:

0/1 (00.0%)

CAREER PLUS-MINUS: -12

ARTHUR KALIYEV

Right Wing

34



CAREER HIGHLIGHTS

FIRST NHL GAME:

Feb. 2, 2021 vs. Anaheim

FIRST NHL GOAL:

Feb. 2, 2021 vs. Anaheim

FIRST NHL ASSIST:

Oct. 22, 2021 at Dallas

MOST POINTS, GAME:

 2, 6x's (Last: April 2, 2023
at Vancouver)

MOST GOALS, GAME:

 2, 3x's (Last: Nov. 27, 2022
vs. Ottawa)

MOST ASSISTS, GAME:

2, Nov. 12 2022 vs. Detroit

HIGHEST PLUS/MINUS:

 +3, April 23, 2022
vs. Anaheim

HIGHEST TIME ON ICE:

 20:27, March 13, 2022
vs. Florida

MOST SHOTS:

7, April 2, 2023 at Vancouver

ARTHUR KALIYEV

(AWR-thuhr KA-lee-ehv)

Shoots: Left

Height: 6-2

Weight: 210

Age: 22

(June 26, 2001)

Birthplace:

Tashkent, Uzbekistan

Acquired by Kings:

Second round (33rd overall) of the 2019 NHL Draft



2022-23: Set new single-season career highs in assists (15) and points (15-15=28)... Recorded first career multi power-play goal game of career on Nov. 27 vs. Ottawa, both of which came in second period... Appeared in his 100th career game Nov. 18... Eclipsed 20-goal mark of career on Nov. 14 at Calgary to become the sixth Kings skater in last 25 years to score his first 20 NHL goals in less than 100 games (Kopitar, 72 GP; Cammalleri, 77 GP; Toffoli, 83 GP; Vilardi, 92 GP; Frolov, 94 GP).

LAST AMATEUR CLUB:

Hamilton, OHL

INTERNATIONAL PLAY:

Played for Team USA at the following tournaments: World Junior Championship (2020, 5 GP, 4-2=6, plus-4, gold medal), (2019, 7 GP, 3-5=8, plus-9).

CAREER STATISTICS

SEASON	TEAM	LEAGUE	REGULAR SEASON					PLAYOFFS				
			GP	G	A	PTS	PIM	GP	G	A	PTS	PIM
2017-18	Hamilton Bulldogs	OHL	68	31	17	48	20	21	3	8	11	6
2018-19	Hamilton Bulldogs	OHL	67	51	51	102	22	4	1	1	2	0
2019-20	Hamilton Bulldogs	OHL	57	44	54	98	28	—	—	—	—	—
2020-21	Los Angeles Kings	NHL	1	1	0	1	0	—	—	—	—	—
2020-21	Ontario Reign	AHL	40	14	17	31	24	1	0	0	0	0
2021-22	Los Angeles Kings	NHL	80	14	13	27	37	7	0	0	0	2
2022-23	Los Angeles Kings	NHL	56	13	15	28	12	2	0	0	0	0
NHL/KINGS Totals			137	28	28	56	49	9	0	0	0	2

LONGEST POINT STREAK:

4 Games, Oct. 31 to Nov. 5, 2022: 2-2=4

LONGEST GOAL STREAK:

2 Games, 3x's (Last: Oct. 31 to Nov. 1, 2022: 2g)

LONGEST ASSIST STREAK:

2 Games, 3x's (Last: Nov. 3-5, 2022: 2a)

CAREER

POWER-PLAY GOALS:

14, Last: Feb. 13, 2023 vs. Buffalo

CAREER

SHORT-HANDED GOALS:

None

CAREER

GAME-WINNING GOALS:

3, Last: April 10, 2023 vs. Vancouver

CAREER PENALTY SHOTS:

None

CAREER OVERTIME GOALS:

None

CAREER SHOOTOUT GOALS/ATTEMPTS:

1/4 (25.0%)

CAREER PLUS-MINUS: -9

9



CAREER HIGHLIGHTS

FIRST NHL GAME:

Feb. 16, 2017 vs. Arizona

FIRST NHL GOAL:

March 11, 2017
vs. Washington

FIRST NHL ASSIST:

Feb. 21, 2017 at Colorado

MOST POINTS, GAME:

4, 2x's (Last: April 13, 2023
at Anaheim)

MOST GOALS, GAME:

4, Feb. 11, 2023 vs.
Pittsburgh

MOST ASSISTS, GAME:

2, 10x's (Last: Dec. 20, 2022
vs. Anaheim)

HIGHEST PLUS/MINUS:

+4, Oct. 18, 2017
vs. Montreal

HIGHEST TIME ON ICE:

25:03, March 30, 2022 at
Edmonton

MOST SHOTS:

9, 2x's (Last: April 13, 2023
at Anaheim)

LONGEST POINT STREAK:

7 Games, Jan. 31 to Feb. 23,
2023: 8-4=12


ADRIAN KEMPE

(AY-dree-ihn KEHM-pay)

Shoots: Left

Height: 6-2

Weight: 201

Age: 27
(Sept. 13, 1996)Birthplace:
Kramfors, SwedenAcquired by Kings:
First round
(29th overall) in the
2014 NHL Draft

2022-23: Set career highs in goals (41), assists (26), points (67), power-play goals (11), power-play points (20) and shots (250), and became the first Kings skater to record 40 or more goals in a season since Luc Robitaille (44; 1993-94) ... Scored first career natural hat trick on Feb. 11 vs. Pittsburgh and finished with four-goal night to become 15th different Kings skater to have a four-goal game ... First skater in team history, and seventh in past 30 years, to record four straight goals in a game... Scored 100th career goal on Dec. 11 at Columbus, becoming 13th member from 2014 draft class to reach such mark... Scored in his 400th career NHL game, becoming 10th player in Kings history to score a goal in his 400th career NHL game and first since Alex Frolov (Nov. 29, 2008).

LAST AMATEUR CLUB: MODO J20, J20 SuperElit

INTERNATIONAL PLAY: Played for Team Sweden at the following tournaments: World Championship (2021, 7 GP, 1-4=5), (2019, 11 GP, 3-3=6), (2018, 10 GP, 2-6=8, plus-6, gold medal)... World Junior Championship (2016, 7 GP, 3-5=8), (2015, 6 GP, 4-4=8)... World U18 Championship (2014, 7 GP, 1-6=7)

CAREER STATISTICS

SEASON	TEAM	LEAGUE	REGULAR SEASON					PLAYOFFS				
			GP	G	A	PTS	PIM	GP	G	A	PTS	PIM
2014-15	Manchester Monarchs	AHL	3	0	0	0	2	17	8	1	9	2
2015-16	Ontario Reign	AHL	55	11	17	28	27	13	4	1	5	2
2016-17	Ontario Reign	AHL	46	12	8	20	44	5	0	2	2	2
2016-17	Los Angeles Kings	NHL	25	2	4	6	6	—	—	—	—	—
2017-18	Los Angeles Kings	NHL	81	16	21	37	49	4	0	0	0	2
2018-19	Los Angeles Kings	NHL	81	12	16	28	50	—	—	—	—	—
2019-20	Los Angeles Kings	NHL	69	11	21	32	29	—	—	—	—	—
2020-21	Los Angeles Kings	NHL	56	14	15	29	28	—	—	—	—	—
2021-22	Los Angeles Kings	NHL	78	35	19	54	46	7	2	4	6	0
2022-23	Los Angeles Kings	NHL	82	41	26	67	55	6	5	3	8	2
NHL/KINGS Totals			472	131	122	253	263	17	7	7	14	4

LONGEST GOAL STREAK:

4 Games, 2x's (Last: Jan. 31 to Feb. 17, 2023: 8g)

LONGEST ASSIST STREAK:

3 Games, Feb. 18-23, 2023: 3a)

CAREER

POWER-PLAY GOALS:

24, Last: April 13, 2023 at Anaheim

CAREER

SHORT-HANDED GOALS:

9, Last: March 26, 2023 vs. St. Louis

CAREER GAME-WINNING GOALS:

23, Last: April 13, 2023 at Anaheim

CAREER PENALTY SHOTS:

0/2, Last: March 18, 2023 vs. Vancouver (vs. Demko)

- Missed

CAREER OVERTIME GOALS:

5, Last: Dec. 22, 2022 vs. Calgary

CAREER SHOOTOUT GOALS/ATTEMPTS:

12/26 (46.2%)

CAREER PLUS-MINUS: -10

ANZE KOPITAR

Center

11

Shoots: Left
Height: 6-3
Weight: 225
Age: 36
 (Aug. 24, 1987)

Birthplace:
 Jesenice, Slovenia
Acquired by Kings:
 First round
 (11th overall) of the 2005
 NHL Draft



CAREER HIGHLIGHTS

FIRST NHL GAME:

Oct. 6, 2006 at Anaheim

FIRST NHL GOAL:

Oct. 6, 2006 at Anaheim

FIRST NHL ASSIST:

Oct. 7, 2006 vs. St. Louis

MOST POINTS, GAME:5, 2x's (Last: Oct. 14, 2021
vs. Vegas)**MOST GOALS, GAME:**4, 2x's (Last: Feb. 28, 2023
at Winnipeg)**MOST ASSISTS, GAME:**4, 3x's (Last: Dec. 28, 2016
at Vancouver)**HIGHEST PLUS/MINUS:**+5, 2x's (Last: March 7, 2020
vs. Minnesota)**HIGHEST TIME ON ICE:**27:41, Dec. 26, 2015
at Arizona**MOST SHOTS:**9, 2x's (Last: Dec. 4, 2010
vs. Detroit)

ANZE KOPITAR

(AHN-zhay KOH-pih-tahr)



2022-23: Led the Kings in scoring with 74 points (28-46=74), marking the fifth consecutive season he's led the club in scoring and 15th time overall, the most in team history. He joins Gordie Howe (17 times) as the only two players in NHL history to lead the same franchise in points at least 15 times ... Scored 1,100 career NHL point on Jan. 9 vs. Edmonton, joining Marcel Dionne (1,307) and Luc Robitaille (1,154) as the only skaters in team history to hit such mark ... Surpassed Dave Taylor (198-298=496) for second-most all-time road points in LA Kings history on Dec. 11 at Columbus ... Surpassed Dave Taylor (1,069) for third-most points all-time (1,071) in team history w/ three-assist game on Oct. 15 at Minnesota... Won his second career Lady Byng Trophy after establishing a new career-low in penalty minutes (PIMs) with four, the fewest of any player in the NHL to play 82 games last season and was first Kings skater since Butch Goring in 1977-78 (2 PIM in 80 GP) to appear in at least 60 games and record four or less penalty minutes.

LAST AMATEUR CLUB: Södertälje SK J20, J20 SuperElit

INTERNATIONAL PLAY: Played for Team Slovenia at the following tournaments: Olympics (2014, 5 GP, 2-1=3, plus-4)... World Championship (2019 Division 1, 7 GP, 2-7=9, captain),

(2015, 7 GP, 1-3=4), (2008, 5 GP, 3-1=4), (2007 Division 1, 5 GP, 1-13=14, plus-9, gold medal), (2006, 6 GP, 3-6=9), (2005, 6 GP, 1-0=1)... World Junior Championship (2006 Division 1, 5 GP, 5-1=6, bronze medal), (2005 Division 1, 5 GP 10-3=13, plus-8), (2004 Division 1, 5 GP, 1-1=2)... World U18 Championship (2005 Division 1, 5 GP, 6-5=11, silver medal), (2004 Division 1, 5 GP, 6-2=8, silver medal), (2003 Division 1, 5 GP, 2-1=3, bronze medal)... Played for Team Europe at the following tournament: World Cup (2016, 6 GP, 0-4=4, captain, 2nd place).

CAREER STATISTICS

SEASON	TEAM	LEAGUE	REGULAR SEASON					PLAYOFFS				
			GP	G	A	PTS	PIM	GP	G	A	PTS	PIM
2006-07	Los Angeles Kings	NHL	72	20	41	61	24	—	—	—	—	—
2007-08	Los Angeles Kings	NHL	82	32	45	77	22	—	—	—	—	—
2008-09	Los Angeles Kings	NHL	82	27	39	66	32	—	—	—	—	—
2009-10	Los Angeles Kings	NHL	82	34	47	81	16	6	2	3	5	2
2010-11	Los Angeles Kings	NHL	75	25	48	73	20	—	—	—	—	—
2011-12	Los Angeles Kings	NHL	82	25	51	76	20	20	8	12	20	9
2012-13	Los Angeles Kings	NHL	47	10	32	42	16	18	3	6	9	12
2013-14	Los Angeles Kings	NHL	82	29	41	70	24	26	5	21	26	14
2014-15	Los Angeles Kings	NHL	79	16	48	64	10	—	—	—	—	—
2015-16	Los Angeles Kings	NHL	81	25	49	74	16	5	2	2	4	2
2016-17	Los Angeles Kings	NHL	76	12	40	52	28	—	—	—	—	—
2017-18	Los Angeles Kings	NHL	82	35	57	92	20	4	1	1	2	0
2018-19	Los Angeles Kings	NHL	81	22	38	60	30	—	—	—	—	—
2019-20	Los Angeles Kings	NHL	70	21	41	62	16	—	—	—	—	—
2020-21	Los Angeles Kings	NHL	56	13	37	50	10	—	—	—	—	—
2021-22	Los Angeles Kings	NHL	81	19	48	67	14	7	1	3	4	2
2022-23	Los Angeles Kings	NHL	82	28	46	74	4	6	2	5	7	0
NHL/KINGS Totals			1,292	393	748	1,141	322	92	24	53	77	41

LONGEST POINT STREAK:

10 Games, Oct. 26 to Nov. 16, 2017: 3-9=12

LONGEST GOAL STREAK:

4 Games, 2x's (Last: March 13-20, 2012: 4g)

LONGEST ASSIST STREAK:

7 Games, Oct. 28 to Nov. 12, 2017: 8a

CAREER

POWER-PLAY GOALS:

111, Last: April 8, 2023 vs. Colorado

CAREER

SHORT-HANDED GOALS:

13, Last: Oct. 19, 2019 vs. Calgary

CAREER

GAME-WINNING GOALS:

65, Last: March 16, 2023 vs. Columbus

CAREER PENALTY SHOTS:

1/5, Last: Feb. 8, 2020 at New Jersey (vs. Blackwood) – Missed

CAREER OVERTIME GOALS:

9, Last: Dec. 17, 2019 at Boston

CAREER SHOOTOUT GOALS/ATTEMPTS:

43/118 (36.4%)

CAREER PLUS-MINUS: +83

TREVOR LEWIS

Right Wing

61



CAREER HIGHLIGHTS

FIRST NHL GAME:

Dec. 19, 2008 at Buffalo

FIRST NHL GOAL:

Dec. 20, 2008 at Detroit

FIRST NHL ASSIST:

Dec. 23, 2008 at Columbus

MOST POINTS, GAME:

 3, 2x's (Last: Dec. 29, 2015
at Edmonton)

MOST GOALS, GAME:

 2, 2x's (Last: April 30, 2021
at Montreal; with Winnipeg)

MOST ASSISTS, GAME:

 2, 13x's (Last: Dec. 3, 2021
at Anaheim; with Calgary)

HIGHEST PLUS/MINUS:

 +3, 3x's (Last: Nov. 23, 2016
vs. NY Islanders)

HIGHEST TIME ON ICE:

 20:15, Dec. 4, 2010 vs.
Detroit

MOST SHOTS:

 7, 2x's (Last: Jan. 12, 2017
vs. St. Louis)


TREVOR LEWIS

(TREH-vuhr LOO-ihs)

Shoots: Right

Height: 6-1

Weight: 200

Age: 36
(Jan. 8, 1987)Birthplace:
Salt Lake City, UtahAcquired by Kings:
Signed as an
unrestricted free agent
on July 1, 2023

2022-23: Played 82 games for the Calgary Flames, one of two American-born players on the Flames to play in all 82 games (Blake Coleman), marking the second time in his career he has played all 82 games in an NHL season, (2016-17 with Los Angeles)... Reached the 20 point mark (9-11=20) for the fourth time in his career and first since establishing single season career highs in goals (14) and points (26) with the Kings in the 2017-18 season... Recorded his 200th career NHL point on Dec. 20, 2022 at San Jose (88-112=200), becoming the second Utah-born player to reach the 200-point mark in league history. (Steve Konowalchuk, 171-225=396).

LAST AMATEUR CLUB: Owen Sound, OHL

TRANSACTIONS: Drafted by LA Kings in the first-round of the 2006 NHL Draft... Signed as a UFA with Winnipeg on Jan. 13, 2021... Signed as a UFA with Calgary on July 18, 2021... Signed as a UFA with Los Angeles on July 1, 2023.

INTERNATIONAL PLAY: Played for Team USA at the following tournaments: World Championships (2015, 10 GP, 3-6=9, plus-6, assistant captain, bronze medal)...World Junior Championships (2007, 7 GP, 1-1=2, bronze medal)...Other (2006 Viking Cup, 6 GP, 3-5=8, bronze medal).

CAREER STATISTICS

SEASON	TEAM	LEAGUE	REGULAR SEASON					PLAYOFFS				
			GP	G	A	PTS	PIM	GP	G	A	PTS	PIM
2008-09	Los Angeles Kings	NHL	6	1	2	3	0	—	—	—	—	—
2009-10	Manchester Monarchs	AHL	23	5	2	7	6	16	5	4	9	10
2009-10	Los Angeles Kings	NHL	5	0	0	0	0	—	—	—	—	—
2010-11	Los Angeles Kings	NHL	72	3	10	13	6	6	1	3	4	2
2011-12	Los Angeles Kings	NHL	72	3	4	7	26	20	3	6	9	2
2012-13	Utah Grizzlies	ECHL	6	3	6	9	4	—	—	—	—	—
2012-13	Los Angeles Kings	NHL	48	5	9	14	19	18	1	2	3	2
2013-14	Los Angeles Kings	NHL	73	6	5	11	6	26	4	1	5	6
2014-15	Los Angeles Kings	NHL	73	9	16	25	14	—	—	—	—	—
2015-16	Los Angeles Kings	NHL	75	8	8	16	20	5	2	0	2	4
2016-17	Los Angeles Kings	NHL	82	12	12	24	30	—	—	—	—	—
2017-18	Los Angeles Kings	NHL	68	14	12	26	25	4	0	0	0	4
2018-19	Los Angeles Kings	NHL	44	3	9	12	9	—	—	—	—	—
2019-20	Los Angeles Kings	NHL	56	6	6	12	16	—	—	—	—	—
2020-21	Winnipeg Jets	NHL	56	5	5	10	2	8	0	0	0	0
2021-22	Calgary Flames	NHL	80	6	10	16	12	12	2	3	5	14
2022-23	Calgary Flames	NHL	82	9	11	20	18	—	—	—	—	—
NHL Totals			892	90	119	209	203	99	13	15	28	34
KINGS Totals			674	70	93	163	171	79	11	12	23	20

LONGEST POINT STREAK:
4 Games, 2x's (Last: Oct. 27
to Nov. 3, 2015: 2-2=4)

LONGEST GOAL STREAK:
2 Games, 10x's (Last: April
4-9, 2022: 2g; with Calgary)

LONGEST ASSIST STREAK:
3 Games, Feb. 12-16, 2022:
3a; with Calgary

**CAREER
POWER-PLAY GOALS:**
3, Last: Jan. 14, 2023 at
Dallas; with Calgary

**CAREER
SHORT-HANDED GOALS:**
10, Last: Nov. 12, 2022 vs.
Winnipeg; with Calgary

**CAREER
GAME-WINNING GOALS:**
21, Last: Nov. 12, 2022 vs.
Winnipeg; with Calgary

CAREER PENALTY SHOTS:
1/1, Jan. 23, 2012 vs.
Ottawa (vs. Anderson) –
Scored

CAREER OVERTIME GOALS:
None

**CAREER SHOOTOUT
GOALS/ATTEMPTS:**
1/16 (16.7%)

CAREER PLUS-MINUS: -44

BLAKE LIZOTTE

Center

46

THE PLAYERS



CAREER HIGHLIGHTS

FIRST NHL GAME:

April 6, 2019 vs. Vegas

FIRST NHL GOAL:

Nov. 9, 2019 at Montreal

FIRST NHL ASSIST:

October 8, 2019 at Calgary

MOST POINTS, GAME:

3, April 20, 2021 vs. Anaheim

MOST GOALS, GAME:

2, April 12, 2022 at Chicago

MOST ASSISTS, GAME:

2, 2x's (Last: Jan. 23, 2023 at Vegas)

HIGHEST PLUS/MINUS:

+4, Jan. 7, 2023 at Vegas

HIGHEST TIME ON ICE:

17:43, April 28, 2022 at Vancouver

MOST SHOTS:

7, Feb. 17, 2023 at Anaheim

LONGEST POINT STREAK:

3 Games, 4x's (Last: Feb. 13-18, 2023: 2-3=5)

BLAKE LIZOTTE

(BLAYK lih-ZAWT)

Shoots: Left
Height: 5-7
Weight: 172

Age: 25
 (Dec. 13, 1997)
Birthplace:
 Lindstrom, Minnesota

Acquired by Kings:
 Signed as an unrestricted free agent on April 2, 2019.



2022-23: Established new single-season career highs in goals (11), assists (23), points (34) and games played (81) ... Led the Kings in penalties drawn (32) ... Recorded second multi-point game (0-2=2) of season on Jan. 7 at Vegas ... Picked up assist in his 200th career NHL game on Nov. 25 at San Jose.

LAST AMATEUR CLUB:
 St. Cloud State University, NCAA

CAREER STATISTICS

SEASON	TEAM	LEAGUE	REGULAR SEASON					PLAYOFFS				
			GP	G	A	PTS	PIM	GP	G	A	PTS	PIM
2017-18	St. Cloud State	NCAA	39	8	19	27	20	—	—	—	—	—
2018-19	St. Cloud State	NCAA	37	14	28	42	28	—	—	—	—	—
2018-19	Los Angeles Kings	NHL	1	0	0	0	0	—	—	—	—	—
2019-20	Los Angeles Kings	NHL	65	6	17	23	20	—	—	—	—	—
2019-20	Ontario Reign	AHL	1	0	0	0	2	—	—	—	—	—
2020-21	Los Angeles Kings	NHL	41	3	7	10	16	—	—	—	—	—
2021-22	Los Angeles Kings	NHL	70	10	14	24	28	7	0	1	1	16
2022-23	Los Angeles Kings	NHL	81	11	23	34	60	3	0	0	0	2
NHL/KINGS Totals			258	30	61	91	124	10	0	1	1	18

LONGEST GOAL STREAK:
 2 Games, 4x's (Last: Feb. 17-18, 2023: 2g)

LONGEST ASSIST STREAK:
 3 Games, 2x's (Last: Feb. 13-18, 2023: 3a)

CAREER POWER-PLAY GOALS:
 2, Last: Feb. 26, 2020 vs. Pittsburgh

CAREER SHORT-HANDED GOALS:
 3, Last: Dec. 19, 2021 at Washington

CAREER GAME-WINNING GOALS:
 3, Last: Oct. 25, 2022 vs. Tampa Bay

CAREER PENALTY SHOTS:
 None

CAREER OVERTIME GOALS:
 None

CAREER SHOOTOUT GOALS/ATTEMPTS:
 None

CAREER PLUS-MINUS: +23

TREVOR MOORE

Left Wing

12

THE PLAYERS



CAREER HIGHLIGHTS

FIRST NHL GAME:

Dec. 23, 2018 vs. Detroit (with Toronto)

FIRST NHL GOAL:

Jan. 5, 2019 vs Vancouver (with Toronto)

FIRST NHL ASSIST:

Dec. 23, 2018 vs. Detroit (with Toronto)

MOST POINTS, GAME:

4, Jan. 1, 2022 vs. Philadelphia

MOST GOALS, GAME:

2, 2x's (Last: Jan. 30, 2022 at Pittsburgh)

MOST ASSISTS, GAME:

3, Jan. 1, 2022 vs. Philadelphia

HIGHEST PLUS/MINUS:

+4, Jan. 1, 2022 vs. Philadelphia

HIGHEST TIME ON ICE:

21:43, 2x's (Last: March 13, 2022 vs. Florida)

MOST SHOTS:

8, 2x's (Last: April 4, 2022 vs. Calgary)

TREVOR MOORE

(TREH-vuhr MOOR)

Shoots: Left

Age: Age: 28
(March 31, 1995)

Acquired by Kings:
Via trade from Toronto on
Feb. 5, 2020

Height: 5-10

Birthplace:
Thousand Oaks,
California

Weight: 185



2022-23: Signed a five-year contract extension Dec. 15 worth an AAV of \$4,200,000 ... Tallied 100th career point (0-1=1) on Nov. 10 vs. Chicago, becoming seventh California-born player in league history and 24th active undrafted skater to reach such mark... Scored first career hat trick on Nov. 16 at Edmonton. Became first California-born player to record hat trick for California-based team ... Scored second-consecutive game-deciding goal (GDG) in shootout on Dec. 17 vs. San Jose. Has three SO goals in four career attempts. All three have been GDG. Scored second career GDG in third-ever shootout attempt on Dec. 15 at Boston.

LAST AMATEUR CLUB: University of Denver, NCAA

TRANSACTIONS: Signed as free agent with Toronto on July 26, 2016... Traded to LA from Toronto with a third-round pick in 2020 NHL Draft and a conditional third-round pick in 2021 NHL Draft in exchange for Kyle Clifford and Jack Campbell on Feb. 5, 2020.

INTERNATIONAL PLAY: Played for Team USA in the following tournaments: World Championship (2021, 10 GP, 5-4=9, plus-7, bronze medal).

CAREER STATISTICS

SEASON	TEAM	LEAGUE	REGULAR SEASON					PLAYOFFS				
			GP	G	A	PTS	PIM	GP	G	A	PTS	PIM
2016-17	Toronto Marlies	AHL	57	13	20	33	18	11	2	2	4	4
2017-18	Toronto Marlies	AHL	68	12	21	33	22	20	6	11	17	4
2018-19	Toronto Marlies	AHL	46	23	16	39	22	10	5	3	8	2
2018-19	Toronto Maple Leafs	NHL	25	2	6	8	2	7	1	0	1	0
2019-20	Toronto Maple Leafs	NHL	27	3	2	5	4	—	—	—	—	—
2019-20	Toronto Marlies	AHL	2	1	1	2	2	—	—	—	—	—
2019-20	Los Angeles Kings	NHL	15	3	2	5	2	—	—	—	—	—
2020-21	Los Angeles Kings	NHL	56	10	13	23	18	—	—	—	—	—
2021-22	Los Angeles Kings	NHL	81	17	31	48	20	7	2	3	5	16
2022-23	Los Angeles Kings	NHL	59	10	19	29	14	6	1	2	3	0
NHL Totals			263	45	73	118	60	20	4	5	9	18
KINGS Totals			211	40	65	105	54	13	3	5	8	16

LONGEST POINT STREAK:
4 Games, 2x's (Last: March 17-24, 2022; 2-3=5)

LONGEST GOAL STREAK:
2 Games, 3x's (Last: March 22-24, 2022; 2g)

LONGEST ASSIST STREAK:
3 Games, 3x's (Last: March 17-22, 2022; 3a)

CAREER POWER-PLAY GOALS:
2, Last: Dec. 15, 2021 at Edmonton

CAREER SHORT-HANDED GOALS:
7, Last: April 7, 2022 vs. Edmonton

CAREER GAME-WINNING GOALS:
None

CAREER PENALTY SHOTS:
None

CAREER OVERTIME GOALS:
None

CAREER SHOOTOUT GOALS/ATTEMPTS: 3/6 (50.0%)

CAREER PLUS-MINUS: +12

MATT ROY

Defense

3



CAREER HIGHLIGHTS

FIRST NHL GAME:

Feb. 16, 2019 vs. Boston

FIRST NHL GOAL:

March 21, 2019 vs. San Jose

FIRST NHL ASSIST:

March 14, 2019 vs. Nashville

MOST POINTS, GAME:

2, 8x's (Last: April 13, 2023
at Anaheim)

MOST GOALS, GAME:

2, Oct. 18, 2022 at Nashville

MOST ASSISTS, GAME:

2, 5x's (Last: April 13, 2023
at Anaheim)

HIGHEST PLUS/MINUS:

+4, 2x's (Last: March 7, 2020
vs. Minnesota)

HIGHEST TIME ON ICE:

30:27, Nov. 21, 2021 vs.
Arizona

MOST SHOTS:

6, 4x's (Last: Oct. 18, 2022
at Nashville)

MATT ROY

(MAT ROI)

Shoots: Right

Height: 6-1

Weight: 200

Age: 28
(March 1, 1995)Birthplace:
Canton, MichiganAcquired by Kings:
Seventh round (194th
overall) in the 2015 NHL
Draft.

2022-23: Set single-season career highs in goals (9), points (26), game-winning goals (2) and blocked shots (153)...Tied for first in goals (9) and third in points (9-15=24) on team among defensemen... Seven of nine goals have come on the road...Has third-highest plus/minus (+46) among defensemen from 2015 NHL Draft class...Established a new single season career-high in goals with his fifth goal of the season, and first career shorthanded goal, on Jan. 7 at Vegas... Eclipsed 10-point plateau for fourth consecutive season with assist on Nov. 29 vs. Seattle...Set new single game career-high 7 hits on Oct. 11 vs. Vegas.

LAST AMATEUR CLUB: Michigan Tech, NCAA

INTERNATIONAL PLAY: Played for Team USA in the following tournaments: World Championship (2021, 8 GP, 0-1=1, bronze medal, alternate captain).

CAREER STATISTICS

SEASON	TEAM	LEAGUE	REGULAR SEASON					PLAYOFFS				
			GP	G	A	PTS	PIM	GP	G	A	PTS	PIM
2016-17	Ontario Reign	AHL	8	0	1	1	7	2	0	0	0	2
2017-18	Ontario Reign	AHL	49	4	13	17	23	4	1	1	2	0
2018-19	Ontario Reign	AHL	45	8	21	29	17	—	—	—	—	—
2018-19	Los Angeles Kings	NHL	25	2	4	6	8	—	—	—	—	—
2019-20	Los Angeles Kings	NHL	70	4	14	18	10	—	—	—	—	—
2020-21	Los Angeles Kings	NHL	44	2	8	10	8	—	—	—	—	—
2021-22	Los Angeles Kings	NHL	67	2	19	21	28	7	0	1	1	0
2022-23	Los Angeles Kings	NHL	82	9	17	26	22	6	1	2	3	0
NHL/KINGS Totals			288	19	62	81	76	13	1	3	4	0

LONGEST POINT STREAK:

4 Games, March 2-9, 2023:
(0-4=4)

LONGEST GOAL STREAK:

None

LONGEST ASSIST STREAK:

4 Games, March 2-9, 2023:
4a

CAREER

POWER-PLAY GOALS:

None

CAREER

SHORT-HANDED GOALS:

1, Jan. 7, 2023 at Vegas

CAREER

GAME-WINNING GOALS:

3, Last: Jan. 27, 2023 at
Florida

CAREER PENALTY SHOTS:

None

CAREER OVERTIME GOALS:

None

CAREER SHOOTOUT
GOALS/ATTEMPTS:

None

CAREER PLUS-MINUS: +46

53



CAREER HIGHLIGHTS

FIRST NHL GAME:

March 10, 2022 vs. San Jose

FIRST NHL GOAL:

March 26, 2022 vs. Seattle

FIRST NHL ASSIST:

March 13, 2022 vs. Florida

MOST POINTS, GAME:

2, April 13, 2022 at Colorado

MOST GOALS, GAME:

1, 2x's (Last: April 12, 2022 at Chicago)

MOST ASSISTS, GAME:

2, April 13, 2022 at Colorado

HIGHEST PLUS/MINUS:

+2, 2x's (Last: March 18, 2023 vs. Nashville)

HIGHEST TIME ON ICE:

25:46, March 15, 2022 vs. Colorado

MOST SHOTS:

3, 5x's (Last: April 27, 2022 at Seattle)

LONGEST POINT STREAK:

2 Games, 2x's (Last: April 12-13, 2022: 1-2=3)

JORDAN SPENCE

(JOHR-duhn SPEHNS)

Shoots: Right


Height: 5-10

Weight: 164

Age: 22
(Feb. 24, 2001)

Birthplace:
Manly, Australia

Acquired by Kings:
Fourth round (95th overall) of the 2019 NHL Draft



2022-23: Recalled by Kings on Dec. 12...Made season debut with Kings on Dec. 17 vs. San Jose...Tallied one point (0-1=1, March 9 at Colorado) in six games with Kings... Notched 45 points (4-41=45) in 56 games with Ontario (AHL)... His 45 points led all Reign defensemen and third among all Reign skaters... 41 assists were fourth-most among all AHL blueliners.

LAST AMATEUR CLUB: Moncton, QMJHL

INTERNATIONAL PLAY: Played for Team Canada at the following tournaments: World Junior Championship (2021, 2 GP, 1-0=1, plus-1, silver medal)... World U18 Championship (2019, 7 GP, 1-2=3, plus-5).

CAREER STATISTICS

SEASON	TEAM	LEAGUE	REGULAR SEASON					PLAYOFFS				
			GP	G	A	PTS	PIM	GP	G	A	PTS	PIM
2017-18	Summerside Western	MJAHL	50	13	39	52	16	12	4	13	17	18
2018-19	Moncton Wildcats	QMJHL	68	6	43	49	18	4	1	3	4	0
2019-20	Moncton Wildcats	QMJHL	60	9	43	52	28	—	—	—	—	—
2020-21	Val-d'Or Foreurs	QMJHL	19	5	19	24	0	15	2	18	20	6
2020-21	Moncton Wildcats	QMJHL	13	5	11	16	14	—	—	—	—	—
2021-22	Los Angeles Kings	NHL	24	2	6	8	2	3	0	0	0	0
2021-22	Ontario Reign	AHL	46	4	38	42	28	—	—	—	—	—
2022-23	Los Angeles Kings	NHL	6	0	1	1	0	—	—	—	—	—
2022-23	Ontario Reign	AHL	56	4	41	45	34	2	0	1	1	2
NHL/KINGS Totals			30	2	7	9	2	3	0	0	0	0

LONGEST GOAL STREAK:
None

LONGEST ASSIST STREAK:
2 Games, March 19-22, 2022: 2a

CAREER POWER-PLAY GOALS:
None

CAREER SHORT-HANDED GOALS:
None

CAREER GAME-WINNING GOALS:
1, March 26, 2022 vs. Seattle

CAREER PENALTY SHOTS:
None

CAREER OVERTIME GOALS:
None

CAREER SHOOTOUT GOALS/ATTEMPTS:
None

CAREER PLUS-MINUS: +1

39



CAREER HIGHLIGHTS

FIRST NHL GAME:

Oct. 24, 2013 at Philadelphia (with NY Rangers)

FIRST NHL WIN:

Oct. 26, 2013 at Detroit (with NY Rangers)

FIRST NHL SHUTOUT:

Nov. 16, 2013 at Montreal, 1-0 win (with NY Rangers)

MOST SHOTS, GAME:

55, March 18, 2021 at Colorado (with Minnesota)

MOST SAVES, GAME:

50, March 18, 2021 at Colorado (with Minnesota)

LONGEST WINNING STREAK:

5 Games, Oct. 18 to Oct. 28, 206 (with Edmonton)

CAREER SHUTOUTS:

28, Last: Dec. 12, 2022 vs. Anaheim (3-0 win; with Ottawa)

CAREER PENALTY SHOTS:

2/5, Last: Jan. 8, 2019 at San Jose (vs. Marcus Sorensen) - Missed (with Edmonton)

CAREER SHOOTOUT RECORD:

21-12

CAREER SHOOTOUT SAVE PERCENTAGE:

.638 (67/105)

CAREER ASSISTS:

4, Last: Nov. 28, 2021 vs. Tampa Bay (with Minnesota)

CAREER PENALTY MINUTES:

35, Last: March 10, 2022 at Detroit (with Minnesota)

CAM TALBOT

(KAM TAL-buht)

Catches: Left


Height: 6-4

Weight: 200

Age: 36
(July 5, 1987)

Birthplace:
Caledonia, Ontario

Acquired by Kings:
Signed as an
unrestricted free agent
on July 1, 2023



2022-23: Made 32 starts for the Ottawa Senators, posting a 17-14-2 record with one shutout, a 2.93 goals-against average (GAA) and a .898 save percentage (SV%) in 36 appearances... Appeared in his 400th career NHL game on Nov. 12, 2022 at Philadelphia... Recorded his 28th career shutout on Dec. 12, 2022 vs. Anaheim, extending his streak of NHL seasons recording at least one shutout to 10... Talbot's 17 wins were second-most in the league amongst goaltenders aged 35 or older (Marc-Andre Fleury, 24).

LAST AMATEUR CLUB:

University of Alabama-Huntsville, NCAA

TRANSACTIONS: Signed ELC with NY Rangers on Mar. 30, 2010... Traded to Edmonton by NY Rangers with a seventh-round pick in the 2015 NHL Draft for a second-round pick in the 2015 NHL Draft, a third-round pick in the 2015 NHL Draft, and a seventh-round pick in the 2015 NHL Draft on June 27, 2015... Traded to Philadelphia from Edmonton for Anthony Stolarz on Feb. 16, 2019... Signed as a UFA with Calgary on July 1, 2019... Signed as a UFA with Minnesota on Oct. 9, 2020... Traded to Ottawa from Minnesota for Filip Gustavsson on July 12, 2022... Signed as a UFA with Los Angeles on July 1, 2023.

INTERNATIONAL PLAY: Played for Team Canada in the following tournaments: World Championship (2016, 8 GP, 7-1-0, .940 SV%, 1.25 GAA, 4 SO, gold medal).

CAREER STATISTICS


REGULAR SEASON

SEASON	TEAM	LEAGUE	GP	MIN	GA	SO	GAA	W	L	OTL	SVS	PCT
2010-11	Connecticut Whale	AHL	22	1,308	62	2	2.84	11	9	2	570	.902
2010-11	Greenville Road Warriors	ECHL	2	122	5	0	2.46	1	0	1	58	.921
2011-12	Connecticut Whale	AHL	33	1,865	81	4	2.61	14	15	1	854	.913
2012-13	Connecticut Whale	AHL	55	3,105	136	2	2.63	25	28	1	1,532	.918
2013-14	New York Rangers	NHL	21	1,211	33	3	1.64	12	6	1	527	.941
2013-14	Hartford Wolf Pack	AHL	5	314	13	0	2.49	4	0	1	158	.924
2014-15	New York Rangers	NHL	36	2,095	77	5	2.21	21	9	4	961	.926
2015-16	Edmonton Oilers	NHL	56	3,199	137	3	2.55	21	27	5	1,511	.917
2016-17	Edmonton Oilers	NHL	73	4,308	171	7	2.39	42	22	8	1,946	.919
2017-18	Edmonton Oilers	NHL	67	3,730	188	1	3.02	31	31	3	1,848	.908
2018-19	Edmonton Oilers	NHL	31	1,695	95	1	3.36	10	15	3	793	.893
2018-19	Philadelphia Flyers	NHL	4	211	13	0	3.70	1	2	0	96	.881
2019-20	Calgary Flames	NHL	26	1,435	63	2	2.63	12	10	1	717	.919
2020-21	Minnesota Wild	NHL	33	1,961	86	2	2.63	19	8	5	922	.915
2021-22	Minnesota Wild	NHL	49	2,864	132	3	2.76	32	12	4	1,356	.911
2022-23	Ottawa Senators	NHL	36	1,947	95	1	2.93	17	14	2	840	.898
NHL Totals			432	24,666	1,090	28	2.65	218	156	36	11,522	.914

PLAYOFFS

SEASON	TEAM	LEAGUE	GP	MIN	GA	SO	GAA	W	L	SVS	PCT
2010-11	Connecticut Whale	AHL	1	38	2	0	3.13	0	1	22	.917
2011-12	Connecticut Whale	AHL	9	571	20	2	2.10	5	4	307	.939
2013-14	New York Rangers	NHL	2	46	2	0	2.59	0	1	11	.846
2016-17	Edmonton Oilers	NHL	13	799	33	2	2.48	7	6	404	.924
2019-20	Calgary Flames	NHL	10	596	24	2	2.42	5	4	292	.924
2020-21	Minnesota Wild	NHL	77	416	17	2	2.45	3	4	205	.923
2021-22	Minnesota Wild	NHL	1	58	4	0	4.14	0	1	22	.846
NHL Totals			33	1,915	80	6	2.51	15	16	934	.921

MARTIN CHROMIAK (MAHR-tihñ KROH-mee-ak)



Position: Right Wing **Shoots:** Right

Height: 6-0 **Weight:** 187

Age: 21 (Aug. 20, 2002)

Birthplace: Ilava, Slovakia

ACQUIRED BY KINGS:

Selected in the fifth round (128 overall) of the 2020 NHL Draft


2022-23: Played his first full season for the Ontario Reign, recording 15 goals and 13 assists for 28 points in 55 games played... His 15 goals were fourth-most on the Reign last season.

INTERNATIONAL PLAY: Played for Team Slovakia in the following tournaments: World Championship (2023, 5 GP, 1-0=1, minus-3)... World Junior Championships (2021, 5 GP, 1-0=1, minus-7)... World U18 Championship (2019, 7 GP, 2-1=3, minus-8).

CAREER STATISTICS

SEASON	TEAM	LEAGUE	REGULAR SEASON					PLAYOFFS				
			GP	G	A	PTS	PIM	GP	G	A	PTS	PIM
2018-19	HK Dukla Trencin U20	Slovakia U20	39	22	24	46	8	15	9	8	17	4
2018-19	HK Dukla Trencin	Slovakia	2	0	1	1	0	—	—	—	—	—
2019-20	HK Dukla Trencin	Slovakia	32	5	1	6	12	—	—	—	—	—
2019-20	Kingston Frontenacs	OHL	28	11	22	33	2	—	—	—	—	—
2020-21	HK Dukla Trencin	Slovakia	32	7	12	19	0	—	—	—	—	—
2020-21	Ontario Reign	AHL	2	0	0	0	0	—	—	—	—	—
2021-22	Kingston Frontenacs	OHL	60	44	42	86	8	11	7	5	12	4
2022-23	Ontario Reign	AHL	55	15	13	28	12	2	0	1	1	0

SAMUEL HELENIUS (SAM-yew-ehl heh-LEHN-ee-uhs)



Position: Center **Shoots:** Left

Height: 6-6 **Weight:** 201

Age: 20 (Nov. 26, 2002)

Birthplace: Järvenpää, Finland

ACQUIRED BY KINGS:

Selected in the second round (59th overall) of the 2021 NHL Draft

2022-23: Played his first full season with the Ontario Reign, setting career highs in goals (2), assists (12) and points (14) in 61 games played... Recorded the best plus-minus rating of his professional career with a plus-7 rating.

INTERNATIONAL PLAY: Played for Team Finland at the following tournaments: World Junior Championship (2022, 6 GP, 1-0=1, silver medal), (2021, 7 GP, 2-2=4, bronze medal).

CAREER STATISTICS

SEASON	TEAM	LEAGUE	REGULAR SEASON					PLAYOFFS				
			GP	G	A	PTS	PIM	GP	G	A	PTS	PIM
2019-20	Jokerit U20	U20 SM-Liiga	51	13	11	24	40	1	0	0	0	0
2020-21	JYP	Liiga	54	7	7	14	61	—	—	—	—	—
2021-22	JYP	Liiga	48	3	6	9	76	—	—	—	—	—
2021-22	Ontario Reign	AHL	12	1	0	1	6	—	—	—	—	—
2022-23	Ontario Reign	AHL	61	2	12	14	59	—	—	—	—	—

JOE HICKETTS (JOH HIH-kehts)




Position: Defense **Shoots:** Left
Height: 5-8 **Weight:** 176
Age: 27 (May 4, 1996)
Birthplace: Kamloops, British Columbia
ACQUIRED BY KINGS:
 Signed as a free agent on July 2, 2023.

2022-23: Appeared in all 72 American Hockey League (AHL) games as an alternate captain for the Iowa Wild last season, leading all team defensemen in goals (6) and points (48), while leading the entire team in assists (42)... Established single-season career highs in assists, points, penalty minutes (69), power-play goals (3) and shots on goal (166).

CAREER STATISTICS

SEASON	TEAM	LEAGUE	REGULAR SEASON					PLAYOFFS				
			GP	G	A	PTS	PIM	GP	G	A	PTS	PIM
2016-17	Grand Rapids Griffins	AHL	73	7	27	34	40	19	1	7	8	8
2017-18	Detroit Red Wings	NHL	5	0	3	3	2	—	—	—	—	—
2017-18	Grand Rapids Griffins	AHL	67	3	9	12	32	5	0	2	2	2
2018-19	Detroit Red Wings	NHL	11	0	0	0	0	—	—	—	—	—
2018-19	Grand Rapids Griffins	AHL	64	3	24	27	67	5	0	1	1	8
2019-20	Detroit Red Wings	NHL	6	0	2	2	2	—	—	—	—	—
2019-20	Grand Rapids Griffins	AHL	50	2	25	27	19	—	—	—	—	—
2020-21	Grand Rapids Griffins	AHL	32	1	17	18	19	—	—	—	—	—
2021-22	Iowa Wild	AHL	61	12	19	31	35	—	—	—	—	—
2022-23	Iowa Wild	AHL	72	6	42	48	69	2	0	1	1	2
NHL Totals			22	0	5	5	4	—	—	—	—	—

HAYDEN HODGSON (HAY-dehn HODJ-suhn)




Position: Right Wing **Shoots:** Right
Height: 6-2 **Weight:** 207
Age: 27 (March 2, 1996)
Birthplace: Windsor, Ontario
ACQUIRED BY KINGS:
 Traded by Philadelphia to Los Angeles with Kevin Connauton for Cal Petersen, Sean Walker, Helge Grans, a first-round pick in the 2023 NHL Draft and two second-round picks in 2024 NHL Draft.

2022-23: Played 44 American Hockey League (AHL) games for the Lehigh Valley Phantoms, notching eight points (3-5=8) and recording the second-most penalty minutes on the team (83)... Skated in his 100th AHL Game on Dec. 7, 2022 at Hartford.

CAREER STATISTICS

SEASON	TEAM	LEAGUE	REGULAR SEASON					PLAYOFFS				
			GP	G	A	PTS	PIM	GP	G	A	PTS	PIM
2017-18	Cleveland Monsters	AHL	41	3	3	6	35	—	—	—	—	—
2017-18	Florida Everblades	ECHL	3	0	0	0	9	—	—	—	—	—
2017-18	Manchester Monarchs	ECHL	2	0	2	2	2	—	—	—	—	—
2018-19	HC Detva	Slovakia	21	7	7	14	43	6	0	0	0	2
2018-19	Wichita Thunders	ECHL	13	2	2	4	22	—	—	—	—	—
2019-20	Reading Royals	ECHL	36	12	8	20	49	—	—	—	—	—
2020-21	Wheeling Nailers	ECHL	18	2	4	6	41	—	—	—	—	—
2020-21	Utah Grizzlies	ECHL	26	6	6	12	86	3	0	1	1	12
2021-22	Philadelphia Flyers	NHL	6	1	2	3	11	—	—	—	—	—
2021-22	Lehigh Valley Phantoms	AHL	46	19	12	31	70	—	—	—	—	—
2022-23	Philadelphia Flyers	NHL	1	0	0	0	0	—	—	—	—	—
2022-23	Lehigh Valley Phantoms	AHL	44	3	5	8	83	—	—	—	—	—
NHL Totals			7	1	2	3	11	—	—	—	—	—

COLE KRYGIER (NEED)



Position: Defense **Shoots:** Left
Height: 6-3 **Weight:** 205
Age: 23 (May 5, 2000)
Birthplace: Novi, Michigan

ACQUIRED BY KINGS:
 Traded from Florida to Los Angeles for Future Considerations on March 20, 2023.

2022-23: Served as an alternate captain for Michigan State University, playing all 38 NCAA games and leading all defensemen in goals (10)... Made his professional debut on Mar. 26, 2023 vs. Abbotsford and recorded two points (1-1=2) in 8 games for the Ontario Reign.

CAREER STATISTICS

SEASON	TEAM	LEAGUE	REGULAR SEASON					PLAYOFFS				
			GP	G	A	PTS	PIM	GP	G	A	PTS	PIM
2018-19	Michigan State	NCAA	26	1	4	5	16	—	—	—	—	—
2019-20	Michigan State	NCAA	36	3	3	6	20	—	—	—	—	—
2020-21	Michigan State	NCAA	25	2	1	3	25	—	—	—	—	—
2021-22	Michigan State	NCAA	35	4	7	11	72	—	—	—	—	—
2022-23	Michigan State	NCAA	38	10	6	16	60	—	—	—	—	—
2022-23	Ontario Reign	AHL	8	1	1	2	6	2	0	1	1	0

ALEX LAFERRIERE (NEED)



Position: Right Wing **Shoots:** Right
Height: 6-0 **Weight:** 173
Age: 21 (Oct. 28, 2001)
Birthplace: Chatham, New Jersey


ACQUIRED BY KINGS:
 Selected in the third round (83rd overall) of the 2020 NHL Draft

2022-23: Played 34 games for Harvard University, leading the team in goals (21) and finishing second in points (42)... Named to the NCAA All-Tournament Team and the All-Ivy League Second Team... Scored his first career professional goal on April 7, 2023 at Abbotsford.

CAREER STATISTICS

SEASON	TEAM	LEAGUE	REGULAR SEASON					PLAYOFFS				
			GP	G	A	PTS	PIM	GP	G	A	PTS	PIM
2018-19	Des Moines Buccaneers	USHL	12	0	0	0	0	—	—	—	—	—
2018-19	Kent School	USHS	27	19	34	53	--	—	—	—	—	—
2019-20	Des Moines Buccaneers	USHL	42	19	26	45	42	—	—	—	—	—
2020-21	Des Moines Buccaneers	USHL	49	26	24	50	59	—	—	—	—	—
2021-22	Harvard University	NCAA	35	14	17	31	12	—	—	—	—	—
2022-23	Harvard University	NCAA	34	21	21	42	20	—	—	—	—	—
2022-23	Ontario Reign	AHL	4	1	0	1	0	—	—	—	—	—

JACOB INGHAM (JAY-kuhb ING-uhm)



Position: Goaltender **Catches:** Left
Height: 6-4 **Weight:** 186
Age: 23 (June 10, 2000)
Birthplace: Barrie, Ontario

ACQUIRED BY KINGS:

Selected in the sixth round (175th overall) of the 2018 NHL Draft

2022-23: Missed season due to injury.

CAREER STATISTICS

SEASON	TEAM	LEAGUE	REGULAR SEASON									
			GP	MIN	GA	SO	GAA	W	L	OTL	SVS	PCT
2016-17	Mississauga Steelheads	OHL	31	1,672	75	2	2.69	17	6	3	729	.907
2017-18	Mississauga Steelheads	OHL	43	2,413	147	0	3.65	16	22	2	1,082	.880
2018-19	Mississauga Steelheads	OHL	57	3,287	187	1	3.41	27	25	2	1,516	.890
2019-20	Kitchener Rangers	OHL	46	2,739	135	2	2.96	33	8	5	1,501	.917
2020-21	Greenville Swamp Rabbits	ECHL	13	743	39	1	3.15	4	8	1	323	.892
2020-21	Ontario Reign	AHL	1	59	2	0	2.00	1	0	0	34	.944
2021-22	Greenville Swamp Rabbits	ECHL	16	975	44	2	2.71	9	5	2	441	.909
2021-22	Ontario Reign	AHL	5	280	20	0	4.29	2	2	1	124	.861
PLAYOFFS												
SEASON	TEAM	LEAGUE	GP	MIN	GA	SO	GAA	W	L	SVS	PCT	
2016-17	Mississauga Steelheads	OHL	6	358	16	0	2.68	4	2	113	.876	
2017-18	Mississauga Steelheads	OHL	5	298	20	0	4.02	2	3	134	.870	
2018-19	Mississauga Steelheads	OHL	4	244	15	0	3.68	0	4	117	.886	

ANDRE LEE (AWN-dray LEE)



Position: Left Wing **Shoots:** Left
Height: 6-5 **Weight:** 206
Age: 23 (July 26, 2000)
Birthplace: Karlstad, Sweden

ACQUIRED BY KINGS:

Selected in the seventh round (188th overall) of the 2019 NHL Draft

2022-23: Played his first full American Hockey League (AHL) season with the Ontario Reign... Recorded career-highs in games played (58), goals (6), assists (3) and points (9).

CAREER STATISTICS

SEASON	TEAM	LEAGUE	REGULAR SEASON					PLAYOFFS				
			GP	G	A	PTS	PIM	GP	G	A	PTS	PIM
2016-17	Farjestad BK J20	SuperElit	1	0	0	0	4	—	—	—	—	—
2017-18	Farjestad BK J20	SuperElit	8	1	0	1	2	1	0	0	0	0
2018-19	Sioux Falls Stampede	USHL	61	20	15	35	59	12	6	5	11	10
2019-20	Univ. of Massachusetts-Lowell	NCAA	33	8	12	20	30	—	—	—	—	—
2020-21	Univ. of Massachusetts-Lowell	NCAA	20	7	9	16	18	—	—	—	—	—
2021-22	Univ. of Massachusetts-Lowell	NCAA	34	16	12	28	50	—	—	—	—	—
2021-22	Ontario Reign	AHL	11	0	2	2	10	—	—	—	—	—
2022-23	Ontario Reign	AHL	58	6	3	9	38	2	0	0	0	2

TYLER MADDEN (TIGH-luhr MAD-uhn)**Position:** Center **Shoots:** Right**Height:** 5-11 **Weight:** 152**Age:** 23 (Nov. 9, 1999)**Birthplace:** Albany, New York**ACQUIRED BY KINGS:**


From VAN with Tim Schaller, a second round pick in the 2020 NHL Draft and a conditional fourth round pick in the 2022 NHL Draft in exchange for Tyler Toffoli

2022-23: Played in his third professional season with the Ontario Reign... Established new single-season career highs in games played (71), goals (20) and points (33).

INTERNATIONAL PLAY: Played for Team USA at the following tournaments: World Junior Championship (2019, 7 GP, 3-1=4, silver medal).

CAREER STATISTICS

SEASON	TEAM	LEAGUE	REGULAR SEASON					PLAYOFFS				
			GP	G	A	PTS	PIM	GP	G	A	PTS	PIM
2017-18	Central Illinois Flying Aces	USHL	18	6	8	14	20	—	—	—	—	—
2017-18	Tri-City Storm	USHL	32	9	11	20	24	—	—	—	—	—
2018-19	Northeastern University	NCAA	36	12	16	28	8	—	—	—	—	—
2019-20	Northeastern University	NCAA	27	19	18	37	34	—	—	—	—	—
2020-21	Ontario Reign	AHL	14	1	4	5	2	1	0	0	0	0
2021-22	Ontario Reign	AHL	48	14	17	31	12	3	0	0	0	0
2022-23	Ontario Reign	AHL	71	20	13	33	12	2	0	0	0	0

MIKHAIL MALTSEV (mih-KIGH-ehl MAHLT-sehv)**Position:** Left Wing **Shoots:** Left**Height:** 6-3 **Weight:** 198**Age:** 25 (March 12, 1998)**Birthplace:** st. Petersburg, Russia**ACQUIRED BY KINGS:**

Signed as a free agent on July 1, 2023.

2022-23: Split the 2022-23 season between the Colorado Avalanche and Colorado Eagles, appearing in five NHL contests with the Avalanche and 28 American Hockey League (AHL) games with the Eagles... Recorded 21 points (11-10=21) in the regular season and four points in seven Calder Cup Playoff games (3-1=4), scoring the second-most playoff goals on the team.

INTERNATIONAL PLAY: Played for Team Russia at the following tournaments: World Junior Championship (2018, 5 GP, 0-2=2, assistant captain).

CAREER STATISTICS

SEASON	TEAM	LEAGUE	REGULAR SEASON					PLAYOFFS				
			GP	G	A	PTS	PIM	GP	G	A	PTS	PIM
2016-17	Grand Rapids Griffins	AHL	73	7	27	34	40	19	1	7	8	8
2017-18	Detroit Red Wings	NHL	5	0	3	3	2	—	—	—	—	—
2017-18	Grand Rapids Griffins	AHL	67	3	9	12	32	5	0	2	2	2
2018-19	Detroit Red Wings	NHL	11	0	0	0	0	—	—	—	—	—
2018-19	Grand Rapids Griffins	AHL	64	3	24	27	67	5	0	1	1	8
2019-20	Detroit Red Wings	NHL	6	0	2	2	2	—	—	—	—	—
2019-20	Grand Rapids Griffins	AHL	50	2	25	27	19	—	—	—	—	—
2020-21	Grand Rapids Griffins	AHL	32	1	17	18	19	—	—	—	—	—
2021-22	Iowa Wild	AHL	61	12	19	31	35	—	—	—	—	—
2022-23	Iowa Wild	AHL	72	6	42	48	69	2	0	1	1	2
NHL Totals			22	0	5	5	4	—	—	—	—	—

JACOB MOVERARE (YAH-kuhb moh-veh-RAHR)



Position: Defense **Shoots:** Left
Height: 6-3 **Weight:** 198
Age: 25 (Aug. 31, 1998)
Birthplace: Ostersund, Sweden

ACQUIRED BY KINGS:

Selected in the fourth round (112th overall) of the 2016 NHL Draft

2022-23: Set new career-highs in games played (62), goals (4), assists (22) and points (26) for the Ontario Reign... Suited up for two games for the Los Angeles Kings, recording six shots on goal, four blocks and matching his career high in takeaways (1).

INTERNATIONAL PLAY: Played for Team Sweden at the following tournaments: World Junior Championships (2018, 7 GP, 0-0=0, silver medal)...(World U-18 Championships (2016, 7 GP, 1-4=5, silver medal)...Other (2015 World U17 Hockey Challenge, 6 GP, 0-3=3).

CAREER STATISTICS

SEASON	TEAM	LEAGUE	REGULAR SEASON					PLAYOFFS				
			GP	G	A	PTS	PIM	GP	G	A	PTS	PIM
2015-16	HV71 J20	SuperElit	41	5	16	21	22	3	0	1	1	4
2016-17	Mississauga Steelheads	OHL	63	2	30	32	20	20	2	5	7	10
2017-18	Mississauga Steelheads	OHL	32	3	18	21	8	—	—	—	—	
2018-19	Frolunda HC	SHL	42	4	3	7	10	16	3	3	6	4
2019-20	Frolunda HC	SHL	51	7	12	19	14	—	—	—	—	
2020-21	Ontario Reign	AHL	26	1	14	15	0	1	0	0	0	0
2020-21	SaiPa	Liiga	11	0	5	5	29	—	—	—	—	
2021-22	Los Angeles Kings	NHL	19	0	2	2	2	—	—	—	—	
2021-22	Ontario Reign	AHL	30	3	7	10	8	—	—	—	—	
2022-23	Los Angeles Kings	NHL	2	0	0	0	0	—	—	—	—	
2022-23	Ontario Reign	AHL	62	4	22	26	37	2	0	1	1	0
NHL/KINGS Totals			21	0	2	2	2	—	—	—	—	—

KIM NOUSIAINEN (KIHM noh-see-IGH-nehn)



Position: Defense **Shoots:** Left
Height: 5-9 **Weight:** 180
Age: 22 (Nov. 14, 2000)
Birthplace: Kuopio, Finland

ACQUIRED BY KINGS:

Selected in the fourth round (119th overall) of the 2019 NHL Draft

2022-23: Played 37 games for the Ontario Reign, recording six points (2-4=6).. His four Penalty Minutes were the fewest amongst all Reign players with a minimum of 20 games played.

INTERNATIONAL PLAY: Played for Team Sweden at the following tournaments: World Championship (2021, 8 GP, 1-2=2, plus-1, silver medal)... World Junior Championship (2020, 7 GP, 1-3=4, plus-2)... World U18 Championship (2018, 7 GP, 1-0=1, gold medal).

CAREER STATISTICS

SEASON	TEAM	LEAGUE	REGULAR SEASON					PLAYOFFS				
			GP	G	A	PTS	PIM	GP	G	A	PTS	PIM
2016-17	Kalpa U20	Jr. A SM-Liiga	14	1	5	6	4	3	0	2	2	0
2017-18	Kalpa U20	Jr. A SM-Liiga	42	3	26	29	48	12	1	3	4	31
2018-19	Kalpa U20	Jr. A SM-Liiga	32	8	20	28	36	7	0	7	7	27
2018-19	KalPa	Liiga	6	0	0	0	4	—	—	—	—	—
2019-20	KalPa	Liiga	51	6	13	19	26	—	—	—	—	—
2020-21	KalPa	Liiga	54	9	18	27	15	4	0	0	0	0
2021-22	KalPa	Liiga	35	4	10	14	22	—	—	—	—	—
2021-22	Ontario Reign	AHL	8	0	2	2	4	—	—	—	—	—
2022-23	Ontario Reign	AHL	37	2	4	6	4	—	—	—	—	—

ERIK PORTILLO (AIR-ihk pohr-TIHL-oh)



Position: Goaltender **Catches:** Left
Height: 6-6 **Weight:** 220
Age: 23 (Sept. 3, 2000)
Birthplace: Göteborg, Sweden

ACQUIRED BY KINGS:

Traded by Buffalo to Los Angeles for a third-round pick in the 2023 NHL Draft on March 1, 2023.

2022-23: Played 38 games for University of Michigan (NCAA), posting a record of 25-11-2 with a .908 save percentage... Won the NCAA B1G Championship for the second season in a row before signing with the Kings.

INTERNATIONAL PLAY: Played for Team Sweden at the following tournaments: World Junior Championship (2020, 4 GP, 2-2-0, 3.25 GAA, .869 SV%, bronze medal)

CAREER STATISTICS

SEASON	TEAM	LEAGUE	REGULAR SEASON							SVS	PCT	
			GP	MIN	GA	SO	GAA	W	L			OTL
2019-20	Dubuque Fighting Saints	USHL	27	1,536	54	1	2.11	19	5	1	582	.915
2020-21	Univ. of Michigan	NCAA	7	359	10	0	1.67	4	1	0	144	.935
2021-22	Univ. of Michigan	NCAA	42	2,499	89	3	2.14	31	10	1	1,111	.926
2022-23	Univ. of Michigan	NCAA	38	2,300	115	0	3.00	25	11	2	1,136	.908

DAVE RITTICH (DAY-vihd RIH-tikh)



Position: Goaltender **Catches:** Left
Height: 6-3 **Weight:** 205
Age: 31 (Aug. 19, 1992)
Birthplace: Jihlava, Czechia

ACQUIRED BY KINGS:

Signed as a free agent on July 1, 2023.


2022-23: Appeared in 21 games for the Winnipeg Jets, the fourth time in his career with at least 20 games played in an NHL season... Posted a save percentage above .900 (.901) for the fourth time in seasons with at least 20 games played.

CAREER STATISTICS

SEASON	TEAM	LEAGUE	REGULAR SEASON							SVS	PCT	
			GP	MIN	GA	SO	GAA	W	L			OTL
2016-17	Calgary Flames	NHL	1	20	1	0	3.00	0	0	0	9	.900
2016-17	Stockton Heat	AHL	31	1,774	67	5	2.27	15	11	5	816	.924
2017-18	Calgary Flames	NHL	21	1,008	49	0	2.92	8	6	3	463	.904
2017-18	Stockton Heat	AHL	12	697	37	2	3.18	7	5	0	296	.889
2018-19	Calgary Flames	NHL	45	2,503	109	1	2.61	27	9	5	1,119	.911
2019-20	Calgary Flames	NHL	48	2,792	138	2	2.97	24	17	6	1,340	.907
2020-21	Calgary Flames	NHL	15	745	36	1	2.90	4	7	1	338	.904
2020-21	Toronto Maple Leafs	NHL	4	221	10	0	2.72	1	1	1	79	.888
2021-22	Nashville Predators	NHL	17	823	49	0	3.57	6	3	4	382	.886
2022-23	Winnipeg Jets	NHL	21	1,122	50	0	2.67	9	8	1	456	.901
	NHL Totals		172	9,234	442	4	2.87	79	51	21	4,186	.904

SEASON	TEAM	LEAGUE	PLAYOFFS							SVS	PCT
			GP	MIN	GA	SO	GAA	W	L		
2016-17	Stockton Heat	AHL	4	167	8	0	2.88	2	1	88	.917
2019-20	Calgary Flames	NHL	1	16	3	0	10.85	0	1	6	.667
2021-22	Nashville Predators	NHL	1	15	5	0	19.91	0	1	8	.615
	NHL Totals		2	31	8	0	15.17	0	2	14	.636

STEVEN SANTINI (STEE-vehn san-TEE-nee)



Position: Defense **Shoots:** Right
Height: 6-2 **Weight:** 209
Age: 28 (March 7, 1995)
Birthplace: Bronxville, New York

ACQUIRED BY KINGS:

Acquired by Kings: Signed as a free agent on July 1, 2023.

2022-23: Appeared in 64 games for the Springfield Thunderbirds of the American Hockey League (AHL), posting 10 points (2-8=10)... Played in four games for the St. Louis Blues, grabbing an assist, the 18th of his NHL career.

INTERNATIONAL PLAY: Played for Team USA at the following tournaments: World Junior Championship (2020, 4 GP, 2-2=0, 3.25 GAA, .869 SV%, bronze medal)

CAREER STATISTICS

SEASON	TEAM	LEAGUE	REGULAR SEASON					PLAYOFFS				
			GP	G	A	PTS	PIM	GP	G	A	PTS	PIM
2015-16	Boston College	NCAA	41	1	18	19	50	—	—	—	—	—
2015-16	New Jersey Devils	NHL	1	0	0	0	2	—	—	—	—	—
2016-17	New Jersey Devils	NHL	38	2	5	7	14	—	—	—	—	—
2016-17	Albany Devils	AHL	20	0	2	2	35	4	0	2	2	0
2017-18	New Jersey Devils	NHL	36	2	8	10	21	—	—	—	—	—
2017-18	Binghamton Devils	AHL	27	3	3	6	8	—	—	—	—	—
2018-19	New Jersey Devils	NHL	39	1	3	4	16	—	—	—	—	—
2018-19	Binghamton Devils	AHL	3	0	0	0	0	—	—	—	—	—
2019-20	Nashville Predators	NHL	2	0	0	0	2	—	—	—	—	—
2019-20	Milwaukee Admirals	AHL	52	2	10	12	39	—	—	—	—	—
2020-21	St. Louis Blues	NHL	3	0	1	1	0	2	0	0	0	0
2020-21	Utica Comets	AHL	5	1	7	2	4	—	—	—	—	—
2021-22	St. Louis Blues	NHL	0	0	0	0	0	1	0	0	0	0
2021-22	Springfield Thunderbirds	AHL	66	2	16	18	24	18	1	4	5	24
2022-23	St. Louis Blues	NHL	4	0	1	1	2	—	—	—	—	—
2022-23	Springfield Thunderbirds	AHL	64	2	8	10	32	2	0	0	0	0
NHL Totals			123	5	18	23	57	3	0	0	0	0

AKIL THOMAS (A-kihl TAW-muhs)



Position: Center **Shoots:** Right
Height: 6-0 **Weight:** 171
Age: 23 (Jan. 2, 2000)
Birthplace: Toronto, Ontario

ACQUIRED BY KINGS:

Selected in the second round (51st overall) of the 2018 NHL Draft

2022-23: Played in his third professional season in the American Hockey League (AHL)... Appeared in 13 games for the Ontario Reign, recording eight points (5-3=8).

INTERNATIONAL PLAY: Played for Team Canada at the following tournaments: World Junior Championship (2020, 7 GP, 1-1=2, gold medal, scored the gold medal-winning goal); World U18 Championship (2018, 4 GP, 1-1=2), (2017, 5 GP, 0-0=0).

CAREER STATISTICS

SEASON	TEAM	LEAGUE	REGULAR SEASON					PLAYOFFS				
			GP	G	A	PTS	PIM	GP	G	A	PTS	PIM
2016-17	Niagara IceDogs	OHL	61	21	27	48	17	4	0	0	0	0
2017-18	Niagara IceDogs	OHL	68	22	59	81	36	10	5	6	11	6
2018-19	Niagara IceDogs	OHL	63	38	64	102	40	8	3	3	6	4
2019-20	Niagara IceDogs	OHL	27	15	29	44	30	—	—	—	—	—
2019-20	Peterborough Petes	OHL	22	9	31	40	26	—	—	—	—	—
2020-21	Ontario Reign	AHL	40	11	15	26	12	1	1	0	1	0
2021-22	Ontario Reign	AHL	40	8	5	13	13	4	4	0	4	4
2022-23	Ontario Reign	AHL	13	5	3	8	8	—	—	—	—	—

ALEX TURCOTTE (AL-ehx TUHR-kawt)



Position: Center **Shoots:** Left
Height: 5-11 **Weight:** 185
Age: 22 (Feb. 26, 2001)
Birthplace: Island Lake, Illinois
ACQUIRED BY KINGS:
 Selected in the first round (5th overall) of the 2019 NHL Draft


2022-23: Played in his third professional season for the Ontario Reign, matching his single season career-high in goals (6) and games played (32)... Made four appearances for the Kings this season, marking 12 NHL games in his career.

INTERNATIONAL PLAY: Played for Team USA at the following tournaments: World Junior Championship (2021, 7 GP, 3-5=8, plus-2, gold medal, alternate captain), (2020, 5 GP, 0-2=2)... World U18 Championship (2019, 7 GP, 4-5=9, plus-4, bronze medal), (2018, 7 GP, 2-3=5, plus-3, silver medal).

CAREER STATISTICS

SEASON	TEAM	LEAGUE	REGULAR SEASON					PLAYOFFS				
			GP	G	A	PTS	PIM	GP	G	A	PTS	PIM
2017-18	U.S. National U17 Team	USDP	39	15	32	47	14	—	—	—	—	—
2017-18	U.S. National U18 Team	USDP	19	3	13	16	8	—	—	—	—	—
2018-19	U.S. National U18 Team	USDP	37	27	35	62	22	—	—	—	—	—
2019-20	University of Wisconsin	NCAA	29	9	17	26	20	—	—	—	—	—
2020-21	Ontario Reign	AHL	32	6	15	21	20	—	—	—	—	—
2021-22	Los Angeles Kings	NHL	8	0	0	0	2	—	—	—	—	—
2021-22	Ontario Reign	AHL	27	6	12	18	20	3	0	2	2	2
2022-23	Los Angeles Kings	NHL	4	0	0	0	5	—	—	—	—	—
2022-23	Ontario Reign	AHL	32	6	11	17	18	2	0	1	1	0
NHL/KINGS Totals			12	0	0	0	7	—	—	—	—	—

T.J. TYNAN (TEE-JAY TIGH-nuhn)



Position: Center **Shoots:** Right
Height: 5-8 **Weight:** 165
Age: 31 (Feb. 25, 1992)
Birthplace: Orland Park, Illinois
ACQUIRED BY KINGS:
 Signed as a free agent on July 28, 2021

2022-23: Played his first season as captain of the Ontario Reign, leading the team with 81 points and the entire American Hockey League (AHL) with 73 assists... Named to the AHL Second All-Star Team, the third AHL All-Star team selection of his career.

INTERNATIONAL PLAY: Played for Team USA at the following tournaments: World Championship (2023, 10 GP, 1-10=11, gold medal), (2022, 6 GP, 0-5=5)... World Junior Championship (2012, 6 GP, 1-3=4).

CAREER STATISTICS

SEASON	TEAM	LEAGUE	REGULAR SEASON					PLAYOFFS				
			GP	G	A	PTS	PIM	GP	G	A	PTS	PIM
2013-14	Springfield Falcons	AHL	3	0	0	0	0	—	—	—	—	—
2014-15	Springfield Falcons	AHL	75	13	35	48	48	—	—	—	—	—
2015-16	Lake Erie Monsters	AHL	76	6	40	46	38	17	1	5	6	8
2016-17	Cleveland Monsters	AHL	72	12	29	41	34	—	—	—	—	—
2016-17	Columbus Blue Jackets	NHL	3	0	0	0	0	—	—	—	—	—
2017-18	Chicago Wolves	AHL	70	15	45	60	30	3	0	2	2	2
2018-19	Chicago Wolves	AHL	71	12	59	71	28	22	2	11	13	10
2019-20	Colorado Eagles	AHL	42	5	42	47	20	—	—	—	—	—
2019-20	Colorado Avalanche	NHL	16	0	1	1	2	—	—	—	—	—
2020-21	Colorado Eagles	AHL	27	8	27	35	12	2	1	2	3	0
2021-22	Ontario Reign	AHL	62	14	84	98	18	5	1	2	3	16
2021-22	Los Angeles Kings	NHL	2	0	0	0	0	—	—	—	—	—
KINGS Totals			2	0	0	0	0	—	—	—	—	—

TAYLOR WARD (TAY-luhr WOHRD)




Position: Right Wing **Shoots:** Right
Height: 6-2 **Weight:** 195
Age: 25 (March 31, 1998)
Birthplace: Kelowna, British Columbia
ACQUIRED BY KINGS:
Signed as a free agent on March 19, 2022

2022-23: Played in his first full American Hockey League (AHL) season... Set new career highs in games played (71), goals (9), assists (17) and points (26).

CAREER STATISTICS

SEASON	TEAM	LEAGUE	REGULAR SEASON					PLAYOFFS				
			GP	G	A	PTS	PIM	GP	G	A	PTS	PIM
2018-19	Univ. of Nebraska-Omaha	NCAA	35	9	18	27	18	—	—	—	—	—
2019-20	Univ. of Nebraska-Omaha	NCAA	32	16	11	27	42	—	—	—	—	—
2020-21	Univ. of Nebraska-Omaha	NCAA	26	13	9	22	20	—	—	—	—	—
2021-22	Univ. of Nebraska-Omaha	NCAA	38	19	20	39	39	—	—	—	—	—
2021-22	Ontario Reign	AHL	16	3	7	10	9	5	0	1	1	0
2022-23	Ontario Reign	AHL	71	9	17	26	46	1	0	0	0	0

FRANCESCO PINELLI (fran-CHEHS-koh pih-NEHL-ee)



Position: Center **Shoots:** Left
Height: 6-1 **Weight:** 185
Age: 20 (April 11, 2003)
Birthplace: Stoney Creek, Ontario
ACQUIRED BY KINGS:
Selected in the second round (42nd overall) of the 2021 NHL Draft

2022-23: Led the Ontario Hockey League's (OHL) Kitchener Rangers in goals (41) and points (90), becoming the eighth Ranger in the last 20 years to reach the 90 point mark... Recorded seven points (4-3=7) in six playoff games, tied for second-most on the team in both playoff goals and points.

INTERNATIONAL PLAY: Played for Team Canada at the following tournaments: =2)... World U18 Championship (2021, 7 GP, 4-7=11, gold medal).

CAREER STATISTICS

SEASON	TEAM	LEAGUE	REGULAR SEASON					PLAYOFFS				
			GP	G	A	PTS	PIM	GP	G	A	PTS	PIM
2019-20	Kitchener Rangers	OHL	59	18	23	41	18	--	--	--	--	--
2020-21	HDD Jesenice	AlpsHL	13	5	6	11	8	--	--	--	--	--
2021-22	Kitchener Rangers	OHL	55	22	38	60	31	12	3	7	10	6
2022-23	Kitchener Rangers	OHL	60	41	49	90	56	6	4	3	7	9

ANGUS BOOTH



Position: Defense
Shoots: Left
Height: 6-0
Weight: 177
Age: 19 (April 27, 2004)
Birthplace: Montreal, Quebec

ACQUIRED BY KINGS:
 Selected in the fourth round (166th overall) of the 2022 NHL Draft

CAREER STATISTICS

SEASON	TEAM	LEAGUE	REGULAR SEASON					PLAYOFFS				
			GP	G	A	PTS	PIM	GP	G	A	PTS	PIM
2020-21	Shawinigan Cataractes	QMJHL	33	0	3	3	6	5	0	2	2	0
2021-22	Shawinigan Cataractes	QMJHL	42	1	22	23	32	16	2	2	4	12
2022-23	Shawinigan Cataractes	QMJHL	62	3	16	19	62	5	1	4	5	6

RYAN CONMY



Position: Center
Shoots: Right
Height: 5-10
Weight: 187
Age: 18 (Oct. 23, 2004)
Birthplace: Alexandria, Va.

ACQUIRED BY KINGS:
 Selected in the sixth round (182nd overall) of the 2023 NHL Draft

CAREER STATISTICS

SEASON	TEAM	LEAGUE	REGULAR SEASON					PLAYOFFS				
			GP	G	A	PTS	PIM	GP	G	A	PTS	PIM
2022-23	Sioux City Musketeers	USHL	60	33	29	62	14	2	1	1	2	2

KENNY CONNORS



Position: Center
Shoots: Left
Height: 6-1
Weight: 190
Age: 20 (March 10, 2003)
Birthplace: Glen Mills, Pa.

ACQUIRED BY KINGS:
 Selected in the fourth round (103rd overall) of the 2022 NHL Draft

CAREER STATISTICS

SEASON	TEAM	LEAGUE	REGULAR SEASON					PLAYOFFS				
			GP	G	A	PTS	PIM	GP	G	A	PTS	PIM
2019-20	U.S. National U17 Team	USDP	2	0	0	0	0	—	—	—	—	—
2020-21	Dubuque Fighting Saints	USHL	50	3	15	18	16	2	1	0	1	0
2021-22	Dubuque Fighting Saints	USHL	61	25	31	56	45	2	0	1	2	0
2022-23	UMass - Amherst	NCAA	32	9	17	26	8	—	—	—	—	—

BRADEN DOYLE



Position: Defense **Shoots:** Left

Height: 5-11 **Weight:** 162

Age: 22 (Aug. 24, 2001)

Birthplace: Lynnfield, Massachusetts


ACQUIRED BY KINGS:

Selected in the sixth round (157th overall) of the 2019 NHL Draft

CAREER STATISTICS

SEASON	TEAM	LEAGUE	REGULAR SEASON					PLAYOFFS				
			GP	G	A	PTS	PIM	GP	G	A	PTS	PIM
2016-17	Lawrence Academy	USHS	27	4	14	18	—	—	—	—	—	
2017-18	Lawrence Academy	USHS	31	5	19	24	—	—	—	—		
2018-19	Lawrence Academy	USHS	28	5	24	29	12	—	—	—		
2018-19	Dubuque Fighting Saints	USHL	5	0	1	1	0	—	—	—		
2019-20	Dubuque Fighting Saints	USHL	48	7	25	32	14	—	—	—		
2020-21	Dubuque Fighting Saints	USHL	51	5	19	24	18	2	1	0	1	0
2021-22	Boston University	NCAA	8	0	1	1	0	—	—	—	—	
2021-22	Penticton Vees	BCHL	27	3	24	27	10	17	0	7	7	2
2022-23	Northeastern University	NCAA	23	1	7	8	6	—	—	—	—	

JAKUB DVORAK



Position: Defense **Shoots:** Left

Height: 6-5 **Weight:** 203

Age: 18 (May 25, 2005)

Birthplace: Liberec, Czechia

ACQUIRED BY KINGS: Selected in the second round (54th overall) of the 2023 NHL Draft

CAREER STATISTICS

SEASON	TEAM	LEAGUE	REGULAR SEASON					PLAYOFFS				
			GP	G	A	PTS	PIM	GP	G	A	PTS	PIM
2022-23	Bili Tygri Liberec	Czechia	24	0	2	2	6	—	—	—	—	—

JACK HUGHES



Position: Center **Shoots:** Left

Height: 5-11 **Weight:** 170

Age: 19 (Nov. 2, 2003)

Birthplace: Westwood, Massachusetts

ACQUIRED BY KINGS: Selected in the second round (51st overall) of the 2022 NHL Draft

CAREER STATISTICS

SEASON	TEAM	LEAGUE	REGULAR SEASON					PLAYOFFS				
			GP	G	A	PTS	PIM	GP	G	A	PTS	PIM
2019-20	U.S. National U17 Team	USDP	49	14	24	38	28	—	—	—	—	
2020-21	U.S. National U18 Team	USDP	38	8	26	34	24	—	—	—	—	
2021-22	Northeastern University	NCAA	39	7	9	16	28	—	—	—	—	
2022-23	Northeastern University	NCAA	32	5	11	16	16	—	—	—	—	

AATU JAMSEN



Position: Right Wing **Shoots:** Left

Height: 6-1 **Weight:** 154

Age: 21 (July 22, 2002)

Birthplace: Lahti, Finland


ACQUIRED BY KINGS:

Selected in the seventh round (190th overall) of the 2020 NHL Draft

CAREER STATISTICS

SEASON	TEAM	LEAGUE	REGULAR SEASON					PLAYOFFS				
			GP	G	A	PTS	PIM	GP	G	A	PTS	PIM
2018-19	Pelicans U18	U18 SM-sarja	36	9	14	23	14	2	1	1	2	0
2019-20	Pelicans U18	U18 SM-sarja	24	21	26	47	10	—	—	—	—	—
2019-20	Pelicans U20	Jr. A SM-liiga	2	0	0	0	0	—	—	—	—	—
2020-21	Pelicans U20	U20 SM-sarja	36	18	38	56	40	—	—	—	—	—
2021-22	Pelicans U20	U20 SM-sarja	11	6	12	18	6	3	2	1	3	5
2021-22	Pelicans	Liiga	34	1	5	6	4	—	—	—	—	—
2022-23	Pelicans	Liiga	43	14	18	32	12	15	3	5	8	8

KIRILL KIRSANOV



Position: Defense **Shoots:** Left

Height: 6-1 **Weight:** 198

Age: 21 (Sept. 19, 2002)

Birthplace: Tver, Russia

ACQUIRED BY KINGS:

Selected in the third round (84th overall) of the 2021 NHL Draft

CAREER STATISTICS

SEASON	TEAM	LEAGUE	REGULAR SEASON					PLAYOFFS				
			GP	G	A	PTS	PIM	GP	G	A	PTS	PIM
2019-20	SKA-1946 St. Petersburg	MHL	40	4	9	13	12	—	—	—	—	—
2020-21	SKA St. Petersburg	KHL	29	0	3	3	0	6	0	1	1	2
2020-21	SKA-1946 St. Petersburg	MHL	8	0	4	4	4	2	1	0	1	4
2021-22	SKA St. Petersburg	KHL	24	0	4	4	4	—	—	—	—	—
2021-22	SKA-Necva St. Petersburg	VHL	4	1	1	2	2	17	3	2	5	2
2021-22	SKA-1946 St. Petersburg	MHL	3	1	2	3	2	7	1	1	2	4
2022-23	SKA St. Petersburg	KHL	9	0	1	1	4	—	—	—	—	—
2022-23	SKA-Necva St. Petersburg	VHL	31	4	10	14	14	—	—	—	—	—

KALEB LAWRENCE



Position: Center **Catches:** Left

Height: 6-7 **Weight:** 230

Age: 20 (Jan. 10, 2003)

Birthplace: Ottawa, Ontario

ACQUIRED BY KINGS:

Selected in the seventh round (215th overall) of the 2022 NHL Draft

CAREER STATISTICS

SEASON	TEAM	LEAGUE	REGULAR SEASON					PLAYOFFS				
			GP	G	A	PTS	PIM	GP	G	A	PTS	PIM
2019-20	Owen Sound Attack	OHL	39	5	3	8	6	—	—	—	—	—
2021-22	Owen Sound Attack	OHL	2	0	0	0	0	—	—	—	—	—
2022-23	Owen Sound Attack	OHL	50	16	21	37	75	3	0	0	0	15

MATTHEW MANIA



Position: Defense **Shoots:** Right

Height: 6-1 **Weight:** 180

Age: 18 (Jan. 1, 2005)

Birthplace: Brandon, Florida


ACQUIRED BY KINGS:

Selected in the fifth round (150th overall) of the 2023 NHL Draft

CAREER STATISTICS

SEASON	TEAM	LEAGUE	REGULAR SEASON					PLAYOFFS				
			GP	G	A	PTS	PIM	GP	G	A	PTS	PIM
2021-22	Fargo Force	USHL	4	0	0	0	2	—	—	—	—	—
2021-22	Sudbury Wolves	OHL	49	2	11	13	24	—	—	—	—	—
2022-23	Sudbury Wolves	OHL	67	10	28	38	42	4	1	1	2	6

JUHO MARKKANEN



Position: Goal **Catches:** Left

Height: 6-2 **Weight:** 146

Age: 21 (April 6, 2002)

Birthplace: Edmonton, Alberta

ACQUIRED BY KINGS:

Selected in the fourth round (112th overall) of the 2020 NHL Draft

CAREER STATISTICS

SEASON	TEAM	LEAGUE	REGULAR SEASON										SVS	PCT
			GP	MIN	GA	SO	GAA	W	L	OTL	SVS	PCT		
2018-19	SaiPa U18	U18 SM-sarja	32	—	—	—	—	—	—	—	—	—	—	.896
2019-20	SaiPa U18	U18 SM-sarja	8	—	—	—	2.88	—	—	—	—	—	—	.921
2019-20	SaiPa U18	U18 Mestis Q	9	—	—	—	2.11	—	—	—	—	—	—	.915
2019-20	Saipa U20	Jr. A SM-liiga	18	—	—	—	—	—	—	—	—	—	—	.881
2019-20	Kettera	Mestis	2	125	2	0	0.96	1	0	1	52	.962		
2020-21	SaiPa U20	U20 SM-sarja	10	—	—	—	—	—	—	—	—	.916		
2020-21	SaiPa	Liiga	2	—	0	4.54	0	2	0	—	—	.816		
2020-21	Kettera U20	U20 Mestis	1	—	—	—	5.00	—	—	—	—	.815		
2020-21	Kettera	Mestis	8	497	26	1	3.14	4	2	2	184	.876		
2021-22	SaiPa	Liiga	15	733	40	0	3.27	1	10	1	275	.873		
2021-22	HCB Ticino Rockets	Swiss-Sw	2	121	8	0	3.97	—	—	—	53	.869		
2021-22	Lugano	Swiss-A	3	127	9	0	4.25	—	—	—	107	.922		
2022-23	Berlin Polar Bears	DEL	18	1,066	54	1	3.04	7	11	0	456	.894		

BEN MEEHAN



Position: Defense **Shoots:** Left

Height: 6-0 **Weight:** 178

Age: 22 (April 20, 2001)

Birthplace: Walpole, Massachusetts

ACQUIRED BY KINGS:

Selected in the fifth round (140th overall) of the 2020 NHL Draft

CAREER STATISTICS

SEASON	TEAM	LEAGUE	REGULAR SEASON					PLAYOFFS				
			GP	G	A	PTS	PIM	GP	G	A	PTS	PIM
2016-17	Dexter Southfield School	USHS	29	3	6	9	—	—	—	—	—	—
2017-18	Dexter Southfield School	USHS	17	0	9	9	—	—	—	—	—	—
2018-19	Dexter Southfield School	USHS	30	8	19	27	—	—	—	—	—	—
2019-20	Cedar Rapids RoughRiders	USHL	25	8	10	18	36	—	—	—	—	—
2020-21	UMass-Lowell	NCAA	17	0	8	8	27	—	—	—	—	—
2021-22	UMass-Lowell	NCAA	33	5	9	14	54	—	—	—	—	—
2022-23	UMass-Lowell	NCAA	34	4	13	17	43	—	—	—	—	—

OTTO SALIN



Position: Defense
Shoots: Right
Height: 5-11
Weight: 187
Age: 19 (March 7, 2004)
Birthplace: Helsinki, Finland

ACQUIRED BY KINGS:
 Selected in the fifth round (148th overall) of the 2022 NHL Draft

CAREER STATISTICS

SEASON	TEAM	LEAGUE	REGULAR SEASON					PLAYOFFS				
			GP	G	A	PTS	PIM	GP	G	A	PTS	PIM
2020-21	HIFK U20	U20 SM-sarja	19	3	7	10	8	—	—	—	—	—
2021-22	HIFK U20	U20 SM-sarja	11	4	8	12	10	—	—	—	—	—
2021-22	HIFK	Liiga	6	0	1	1	2	—	—	—	—	—
2022-23	HIFK	Liiga	27	2	6	8	10	8	0	2	2	2

BULAT SHAFIGULLIN



Position: Left Wing
Shoots: Left
Height: 6-1
Weight: 165
Age: 23 (Dec. 29, 1998)
Birthplace: Nizhnekamsk, Russia

ACQUIRED BY KINGS:
 Selected in the third round (82nd overall) of the 2018 NHL Draft

CAREER STATISTICS

SEASON	TEAM	LEAGUE	REGULAR SEASON					PLAYOFFS				
			GP	G	A	PTS	PIM	GP	G	A	PTS	PIM
2016-17	Reaktor Nizhnekamsk	MHL	48	6	12	18	12	11	3	0	3	4
2017-18	Reaktor Nizhnekamsk	MHL	22	20	16	36	4	9	4	11	15	10
2017-18	Neftekhimik Nizhnekamsk	KHL	17	0	2	0	0	1	0	0	0	27
2018-19	Reaktor Nizhnekamsk	MHL	31	0	2	2	14	—	—	—	—	—
2018-19	Reaktor Nizhnekamsk	MHL	24	14	18	32	34	4	0	3	3	2
2019-20	Neftekhimik Nizhnekamsk	KHL	2	0	0	0	0	—	—	—	—	—
2019-20	Reaktor Nizhnekamsk	MHL	16	11	11	22	12	—	—	—	—	—
2020-21	Neftekhimik Nizhnekamsk	KHL	56	7	7	14	41	—	—	—	—	—
2021-22	Neftekhimik Nizhnekamsk	KHL	49	5	10	15	26	4	0	0	0	6
2022-23	Neftekhimik Nizhnekamsk	KHL	30	4	9	13	277	6	0	2	2	4

KASPER SIMONTAIVAL



Position: Right Wing
Shoots: Right
Height: 5-9
Weight: 177
Age: 21 (Jan. 11, 2002)
Birthplace: Tampere, Finland

ACQUIRED BY KINGS:
 Selected in the third round (66th overall) of the 2020 NHL Draft

CAREER STATISTICS

SEASON	TEAM	LEAGUE	REGULAR SEASON					PLAYOFFS				
			GP	G	A	PTS	PIM	GP	G	A	PTS	PIM
2017-18	Tappara U18	U18 SM-sarja	28	17	20	37	18	4	4	6	10	2
2018-19	Tappara U20	Jr. A SM-liiga	27	9	18	27	10	—	—	—	—	—
2018-19	Tappara	Liiga	5	0	2	2	0	—	—	—	—	—
2019-20	Tappara U20	Jr. A SM-liiga	48	25	32	57	28	3	1	6	7	6
2019-20	Tappara	Liiga	4	0	0	0	0	—	—	—	—	—
2019-20	Koovee	Mestis	6	1	3	4	6	—	—	—	—	—
2020-21	Tappara	Liiga	30	3	4	7	8	3	0	0	0	2
2020-21	TUTO Hockey	Mestis	5	3	4	7	4	—	—	—	—	—
2021-22	KalPa	Liiga	33	7	7	14	14	—	—	—	—	—
2021-22	Lukko	Liiga	3	0	0	0	0	—	—	—	—	—
2022-23	KalPa	Liiga	49	10	14	24	18	4	0	0	0	0

HAMPTON SLUKYNSKY



Position: Goaltender **Catches:** Left

Height: 6-1 **Weight:** 179

Age: 18 (July 2, 2005)

Birthplace: Warroad, Minnesota

ACQUIRED BY KINGS:

Selected in the fourth round (118th overall) of the 2023 NHL Draft

CAREER STATISTICS

REGULAR SEASON

SEASON	TEAM	LEAGUE	GP	MIN	GA	SO	GAA	W	L	OTL	SVS	PCT
2021-22	Warroad High	USHS-MN	31	—	—	—	1.59	26	4	1	—	.925
2022-23	Warroad High	USHS-MN	30	—	—	—	1.47	28	1	1	—	.941
2022-23	U.S. National U18 Team	NTDP	2	39	0	—	.000	26	4	1	27	1.000

JACK SPARKES



Position: Defense **Shoots:** Right

Height: 6-7 **Weight:** 227

Age: 19 (Oct. 20, 2003)

Birthplace: Ottawa, Ontario

ACQUIRED BY KINGS:

Selected in the sixth round (180th overall) of the 2022 NHL Draft


CAREER STATISTICS

REGULAR SEASON

PLAYOFFS

SEASON	TEAM	LEAGUE	GP	G	A	PTS	PIM	GP	G	A	PTS	PIM
2019-20	St. Michael's College School	CAHS	77	1	16	17	22	—	—	—	—	—
2021-22	St. Michael's Buzzers	OJHL	37	5	7	12	22	3	0	1	1	2
2022-23	Lincoln Stars	USHL	11	0	1	1	33	—	—	—	—	—
2022-23	Muskegon Lumberjacks	USHL	42	1	6	7	100	—	—	—	—	—

KOEHN ZIEMMER



Position: Right Wing **Shoots:** Right

Height: 6-1 **Weight:** 209

Age: 18 (Dec. 8, 2004)

Birthplace: Mayerthorpe, Alberta

ACQUIRED BY KINGS: Selected in the third round (78th overall) of the 2023 NHL Draft

CAREER STATISTICS

REGULAR SEASON

PLAYOFFS

SEASON	TEAM	LEAGUE	GP	G	A	PTS	PIM	GP	G	A	PTS	PIM
2019-20	Prince George Cougars	WHL	2	0	0	0	0	—	—	—	—	—
2020-21	Prince George Cougars	WHL	22	9	3	12	4	—	—	—	—	—
2021-22	Prince George Cougars	WHL	68	30	27	57	32	4	0	2	2	11
2022-23	Prince George Cougars	WHL	68	41	48	89	43	10	3	4	7	7

2023 NHL DRAFT



KINGS 2023 NHL DRAFT SELECTIONS

RD/PICK	PLAYER	POS	HT	WT	AGE*	2022-23 CLUB	GP	G	A	PTS	PIM
2/54th	Jakub Dvorak	D	6-5	209	18	Bílí Tygři Liberec (Extraliga)	24	0	2	2	6
3/78th	Koehn Ziemmer	F	6-1	194	18	Prince George (WHL)	89	41	48	89	43
4/118th	Hampton Slukynsyk	G	6-0	177	18	Warroad High (USHS-MN)	42	--	--	--	--
5/150th	Matthew Mania	D	5-11	205	18	Sudbury (OHL)	67	10	28	38	42
6/182nd	Ryan Conmy	F	6-1	178	19	Omaha (USHL)	60	33	29	62	14

*Age at time of Draft.

STREAM GAMES.



Bally SPORTS+

Eligibility restrictions apply. Content availability varies by region. Visit ballysports.com for details.



LA KINGS 2023-24 MEDIA GUIDE

ALL-TIME RECORDS

LA KINGS

KINGS ALL-TIME OWNERS

Name	Years
Jack Kent Cooke	1966-79
Dr. Jerry Buss	1979-88
Bruce P. McNall	1988-94
Jeffrey P. Sudikoff and Joseph M. Cohen	1994-95
Philip F. Anschutz and Edward P. Roski	1995 to present

KINGS ALL-TIME GENERAL MANAGERS

Name	Dates	Regular Season			Postseason		
		Games	W-L-OT	PTS	PCT	Games	W-L
Larry Regan	May 17, 1967 through Dec. 17, 1973.	489	154-268-67	375	.383	18	7-11
Jake Milford	Dec. 17, 1973 through May 26, 1977.	289	138-98-53	329	.569	26	11-15
George Maguire	May 28, 1977 through Jan. 30, 1984.	532	204-237-91	499	.469	22	6-16
Rogie Vachon	Jan. 30, 1984 through June 25, 1992.	668	283-306-79	645	.483	52	18-34
Nick Beverley	June 25, 1992 through May 18, 1994.	168	66-80-22	154	.458	24	13-11
Sam McMaster	May 24, 1994 through April 22, 1997.	212	68-106-38	174	.410	—	—
Dave Taylor	April 22, 1997 through April 18, 2006.	656	290-261-105	685	.522	28	10-18
Dean Lombardi	April 21, 2006 through April 10, 2017.	868	425-339-104	954	.550	81	46-35
Rob Blake	April 10, 2017 to present.	454	217-186-51	485	.534	17	5-12

KINGS ALL-TIME CAPTAINS

Name	Years	Name	Years
1. Bob Wall	1967-68 to 1968-69	9. Wayne Gretzky	1989-90 to 1991-92
2. Larry Cahan	1969-70	10. Luc Robitaille*	1992-93
3. Bob Pulford	1970-71 to 1971-72	11. Wayne Gretzky	1992-93 to 1995-96
4. Terry Harper	1972-73 to 1974-75	12. Rob Blake	1996-97 to 2000-01
5. Mike Murphy	1975-76 to 1980-81	13. Mattias Norstrom	2001-02 to 2006-07
6. Dave Lewis	1981-82 to 1982-83	14. Rob Blake	2007-08
7. Terry Ruskowski	1983-84 to 1984-85	15. Dustin Brown	2008-09 to 2015-16
8. Dave Taylor	1985-86 to 1988-89	16. Anze Kopitar	2016 to present

*Served as Captain for the first 39 games of the 1992-93 season as Gretzky was sidelined with an injury.

KINGS ALL-TIME COACHING RECORDS

	COACH	GAMES	W	L	OT	PTS	PCT
1	Andy Murray	480	215	176	89	519	.540
2	Darryl Sutter	425	225	147	53	503	.592
3	Bob Pulford	396	178	150	68	424	.535
4	Larry Robinson	328	122	161	45	289	.441
5	Todd McLellan	290	141	115	34	316	.545
6	Terry Murray	275	139	106	30	308	.560
7	Tom Webster	240	115	94	31	261	.544
8	Bob Berry	240	107	94	39	253	.527
9	Barry Melrose	209	79	101	29	187	.447
10	Pat Quinn	202	75	101	26	176	.436
11	Don Perry	168	52	85	31	135	.402
12	Marc Crawford	164	59	84	21	139	.424
13	Red Kelly	150	55	75	20	130	.433
14	Robbie Ftorek	132	65	56	11	141	.534
15	John Stevens	99	51	39	9	111	.561
16	Larry Regan	88	27	47	14	68	.386
17	Ron Stewart	80	31	34	15	77	.481
18	Willie Desjardins	69	27	34	8	62	.449
19	Fred Glover	68	18	42	8	44	.324
20	Mike Murphy	65	20	37	8	48	.369
21	Johnny Wilson	52	9	34	9	27	.260
22	Parker MacDonald	42	13	24	5	31	.369
23	Roger Neilson	28	8	17	3	19	.339
24	Hal Laycoe	24	5	18	1	11	.229
25	John Torchetti	12	5	7	0	10	.416
26	Rogie Vachon	10	4	3	3	11	.550
TOTALS		4,336	1,845	1,881	610	4,300	.496

OT column includes ties, overtime and shootout losses.

KINGS HEAD COACHES YEAR-BY-YEAR

Red Kelly: (55-75-20)

June 8, 1967 through June 3, 1969.

Hal Laycoe: (5-18-1)

June 6, 1969 through December 13, 1969.

Johnny Wilson: (9-34-9)

December 14, 1969 through August 7, 1970.

Larry Regan: (27-47-14)

August 7, 1970 through October 27, 1971.

Fred Glover: (18-42-8)

October 30, 1971 through April 28, 1972.

Bob Pulford: (178-150-68)

June 7, 1972 through May 27, 1977.

Ron Stewart: (31-34-15)

August 4, 1977 through April 20, 1978.

Bob Berry: (107-94-39)

April 21, 1978 through May 22, 1981.

Parker MacDonald: (13-24-5)

May 22, 1981 through January 11, 1982.

Don Perry: (52-85-31)

January 11, 1982 through January 27, 1984.

Rogie Vachon: (1-0-1)

January 27, 1984 through January 28, 1984.

Roger Neilson: (8-17-3)

January 30, 1984 through April 2, 1984.

Pat Quinn: (75-101-26)

May 29, 1984 through January 10, 1987.

Mike Murphy: (20-37-8)

January 10, 1987 through December 5, 1987.

Rogie Vachon: (0-1-0)

December 6, 1987 through December 8, 1987.

Robbie Ftorek: (65-56-11)

December 9, 1987 through May 20, 1989.

Tom Webster: (115-94-31)

May 31, 1989 through May 4, 1992.

Barry Melrose: (79-101-29)

June 25, 1992 through April 19, 1995.

Rogie Vachon: (3-2-2)

April 21, 1995 through May 3, 1995.

Larry Robinson: (122-161-45)

July 26, 1995 through April 19, 1999.

Andy Murray: (215-176-89)

June 14, 1999 through March 22, 2006.

John Torchetti: (5-7-0)

March 22, 2006 through April 17, 2006.

Marc Crawford: (59-84-21)

May 22, 2006 through June 10, 2008.

Terry Murray: (139-106-30)

July 17, 2008 through December 10, 2011.

John Stevens: (2-2-0)

December 13, 2011 through December 19, 2011.

Darryl Sutter (225-147-53)

December 22, 2011 through April 10, 2017.

John Stevens (49-37-9)

April 24, 2017 to November 4, 2018.

Willie Desjardins (27-34-8)

November 4, 2018 to April 7, 2019.

Todd McLellan (141-115-34)

April 16, 2019 to Present.

FASTEST 100 WINS AS A KINGS HEAD COACH

	100th Win	Game #	Total Record
Darryl Sutter	(6-1 vs. Edmonton, 10/14/14)	183	100-58-25
Terry Murray	(3-2 vs. Edmonton, 12/23/10)	197	100-76-21
Tom Webster	(2-0 vs. Chicago, 2/1/92)	211	100-83-28
Andy Murray	(4-1 vs. Minnesota, 1/24/02)	214	100-82-32
Todd McLellan	(5-1 vs. St. Louis, 10/31/22)	219	100-95-24
Bob Pulford	(7-4 vs. Kansas City, 3/4/75)	220	100-81-39

KINGS ALL-TIME RECORD YEAR-BY-YEAR

SEASON	GP	W	L	T	OT	PTS	FINISH	PCT	GF	GA
1967-68	74	31	33	10	-	72	2nd West	.486	200	224
1968-69	76	24	42	10	-	58	4th West	.382	185	260
1969-70	76	14	52	10	-	38	6th West	.250	168	290
1970-71	78	25	40	13	-	63	5th West	.404	239	303
1971-72	78	20	49	9	-	49	7th West	.314	206	305
1972-73	78	31	36	11	-	73	6th West	.468	232	245
1973-74	78	33	33	12	-	78	3rd West	.500	233	231
1974-75	80	42	17	21	-	105	2nd Norris	.656	269	185
1975-76	80	38	33	9	-	85	2nd Norris	.531	263	265
1976-77	80	34	31	15	-	83	2nd Norris	.519	271	241
1977-78	80	31	34	15	-	77	3rd Norris	.481	243	245
1978-79	80	34	34	12	-	80	3rd Norris	.500	292	286
1979-80	80	30	36	14	-	74	2nd Norris	.463	290	313
1980-81	80	43	24	13	-	99	2nd Norris	.619	337	290
1981-82	80	24	41	15	-	63	4th Smythe	.394	314	369
1982-83	80	27	41	12	-	66	5th Smythe	.413	308	365
1983-84	80	23	44	13	-	59	5th Smythe	.369	309	376
1984-85	80	34	32	14	-	82	4th Smythe	.513	339	326
1985-86	80	23	49	8	-	54	5th Smythe	.338	284	389
1986-87	80	31	41	8	-	70	4th Smythe	.438	318	341
1987-88	80	30	42	8	-	68	4th Smythe	.425	318	359
1988-89	80	42	31	7	-	91	2nd Smythe	.569	376	335
1989-90	80	34	39	7	-	75	4th Smythe	.469	338	337
1990-91	80	46	24	10	-	102	1st Smythe	.638	340	254
1991-92	80	35	31	14	-	84	2nd Smythe	.525	287	296
1992-93	84	39	35	10	-	88	3rd Smythe	.524	338	340
1993-94	84	27	45	12	-	66	5th Pacific	.393	294	322
1994-95	48	16	23	9	-	41	4th Pacific	.427	142	174
1995-96	82	24	40	18	-	66	6th Pacific	.402	256	302
1996-97	82	28	43	11	-	67	6th Pacific	.409	214	268
1997-98	82	38	33	11	-	87	2nd Pacific	.530	227	225
1998-99	82	32	45	5	-	69	5th Pacific	.421	189	222
1999-00	82	39	27	12	4	94	2nd Pacific	.573	245	228
2000-01	82	38	28	13	3	92	3rd Pacific	.561	252	228
2001-02	82	40	27	11	4	95	3rd Pacific	.579	214	190
2002-03	82	33	37	6	6	78	3rd Pacific	.476	203	221
2003-04	82	28	29	16	9	81	3rd Pacific	.494	205	217
2004-05	No Season - Lockout									
2005-06	82	42	35	-	5	89	4th Pacific	.543	249	270
2006-07	82	27	41	-	14	68	4th Pacific	.415	227	283
2007-08	82	32	43	-	7	71	5th Pacific	.433	231	266
2008-09	82	34	37	-	11	79	5th Pacific	.482	207	234
2009-10	82	46	27	-	9	101	3rd Pacific	.616	241	219
2010-11	82	46	30	-	6	98	4th Pacific	.598	219	198
2011-12	82	40	27	-	15	95	3rd Pacific	.549	194	179
2012-13	48	27	16	-	5	59	2nd Pacific	.615	133	118
2013-14	82	46	28	-	8	100	3rd Pacific	.610	206	174
2014-15	82	40	27	-	15	95	4th Pacific	.579	220	205
2015-16	82	48	28	-	6	102	2nd Pacific	.622	225	195
2016-17	82	39	35	-	8	86	5th Pacific	.524	201	205
2017-18	82	45	29	-	8	98	4th Pacific	.598	239	203
2018-19	82	31	42	-	9	71	8th Pacific	.433	202	263
2019-20	70	29	35	-	6	64	7th Pacific	.457	178	212
2020-21	56	21	28	-	7	49	6th West	.438	143	170
2021-22	82	44	27	-	11	99	3rd Pacific	.604	235	232
2022-23	82	47	25	-	10	104	3rd Pacific	.634	274	254
TOTALS	4,336	1,845	1,881	424	186	4,300		.496	13,493	14,176

OT column includes both overtime and shootout losses starting in the 2005-06 season.

KINGS ALL-TIME HOME RECORD YEAR-BY-YEAR

SEASON	GP	W	L	T	OT	PTS	SEASON	GP	W	L	T	OT	PTS
1967-68	37	20	13	4	-	44	1997-98	41	22	16	3	-	47
1968-69	38	19	14	5	-	43	1998-99	41	18	20	3	-	39
1969-70	38	12	22	4	-	28	1999-00	41	21	13	5	2	49
1970-71	39	17	14	8	-	42	2000-01	41	20	12	8	1	49
1971-72	39	14	23	2	-	30	2001-02	41	22	12	6	1	51
1972-73	39	21	11	7	-	49	2002-03	41	19	19	2	1	41
1973-74	39	22	13	4	-	48	2003-04	41	15	16	9	1	40
1974-75	40	22	7	11	-	55	2004-05	No Season - Lockout					
1975-76	40	22	13	5	-	49	2005-06	41	26	14	-	1	53
1976-77	40	20	13	7	-	47	2006-07	41	16	16	-	9	41
1977-78	40	18	16	6	-	42	2007-08	41	17	21	-	3	37
1978-79	40	20	13	7	-	47	2008-09	41	18	15	-	8	44
1979-80	40	18	13	9	-	45	2009-10	41	22	13	-	6	50
1980-81	40	22	11	7	-	51	2010-11	41	25	13	-	3	53
1981-82	40	19	15	6	-	44	2011-12	41	22	14	-	5	49
1982-83	40	20	13	7	-	47	2012-13	24	19	4	-	1	39
1983-84	40	13	19	8	-	34	2013-14	41	23	14	-	4	50
1984-85	40	20	14	6	-	46	2014-15	41	25	9	-	7	57
1985-86	40	9	27	4	-	22	2015-16	41	26	12	-	3	55
1986-87	40	20	17	3	-	43	2016-17	41	23	16	-	2	48
1987-88	40	19	18	3	-	41	2017-18	41	23	15	-	3	49
1988-89	40	25	12	3	-	53	2018-19	41	17	21	-	3	37
1989-90	40	21	16	3	-	45	2019-20	34	19	13	-	2	40
1990-91	40	26	9	5	-	57	2020-21	28	9	14	-	5	23
1991-92	40	20	11	9	-	49	2021-22	41	21	16	-	4	46
1992-93	42	22	15	5	-	49	2022-23	41	26	11	-	4	56
1993-94	42	18	19	5	-	41							
1994-95	24	7	11	6	-	20							
1995-96	41	16	16	9	-	41							
1996-97	41	18	16	7	-	43							
TOTALS	2,167	1,074	803	211	79	2,438							

OT column includes both overtime and shootout losses starting in the 2005-06 season.

KINGS ALL-TIME ROAD RECORD YEAR-BY-YEAR

SEASON	GP	W	L	T	OT	PTS	SEASON	GP	W	L	T	OT	PTS
1967-68	37	11	20	6	-	28	1997-98	41	16	17	8	-	40
1968-69	38	5	28	5	-	15	1998-99	41	14	25	2	-	30
1969-70	38	2	30	6	-	10	1999-00	41	18	14	7	2	45
1970-71	39	8	26	5	-	21	2000-01	41	18	16	5	2	43
1971-72	39	6	26	7	-	19	2001-02	41	18	15	5	3	44
1972-73	39	10	25	4	-	24	2002-03	41	14	18	4	5	37
1973-74	39	11	20	8	-	30	2003-04	41	13	13	7	8	41
1974-75	40	20	10	10	-	50	2004-05	No Season - Lockout					
1975-76	40	16	20	4	-	36	2005-06	41	16	21	-	4	36
1976-77	40	14	18	8	-	36	2006-07	41	11	25	-	5	27
1977-78	40	13	18	9	-	35	2007-08	41	15	22	-	4	34
1978-79	40	14	21	5	-	33	2008-09	41	16	22	-	3	35
1979-80	40	12	23	5	-	29	2009-10	41	24	14	-	3	51
1980-81	40	21	13	6	-	48	2010-11	41	21	17	-	3	45
1981-82	40	5	26	9	-	19	2011-12	41	18	13	-	10	46
1982-83	40	7	28	5	-	19	2012-13	24	8	12	-	4	20
1983-84	40	10	25	5	-	25	2013-14	41	23	14	-	4	50
1984-85	40	14	18	8	-	36	2014-15	41	15	18	-	8	38
1985-86	40	14	22	4	-	32	2015-16	41	22	16	-	3	47
1986-87	40	11	24	5	-	27	2016-17	41	16	19	-	6	38
1987-88	40	11	24	5	-	27	2017-18	41	22	14	-	5	49
1988-89	40	17	19	4	-	38	2018-19	41	14	21	-	6	34
1989-90	40	13	23	4	-	30	2019-20	36	10	22	-	4	24
1990-91	40	20	15	5	-	45	2020-21	28	12	14	-	2	26
1991-92	40	15	20	5	-	35	2021-22	41	23	11	-	7	53
1992-93	42	17	20	5	-	39	2022-23	41	21	14	-	6	48
1993-94	42	9	26	7	-	25							
1994-95	24	9	12	3	-	21							
1995-96	41	8	24	9	-	25							
1996-97	41	10	27	4	-	24							
TOTALS	2,169	771	1,078	213	107	1,862							

OT column includes both overtime and shootout losses starting in the 2005-06 season.

KINGS VS. OPPONENTS – ALL-TIME OVERALL

TEAM	GP	W	L	T	OT	PTS	PCT	GF	GA
Anaheim	159	74	57	11	17	176	.553	442	457
Arizona	247	101	108	25	13	240	.486	810	856
Boston	148	46	87	13	2	107	.362	451	583
Buffalo	131	49	61	18	3	119	.454	398	473
Calgary	254	104	120	21	9	238	.469	830	909
Carolina	85	38	36	8	3	87	.512	301	294
Chicago	206	92	90	17	7	208	.505	618	660
Colorado	151	75	63	8	5	163	.540	504	511
Columbus	65	37	21	1	6	81	.623	197	158
Dallas	244	91	110	32	11	225	.461	706	784
Detroit	208	93	83	27	5	218	.524	722	703
Edmonton	224	90	94	30	10	220	.491	793	834
Florida	42	25	14	3	0	53	.631	128	106
Minnesota	82	36	28	5	13	90	.549	211	211
Montreal	152	39	92	20	1	99	.326	425	603
Nashville	81	37	34	3	7	84	.519	227	221
New Jersey	111	59	36	11	5	134	.604	405	340
NY Islanders	115	53	47	12	3	121	.526	359	361
NY Rangers	143	53	70	16	4	126	.441	439	519
Ottawa	43	26	13	2	2	56	.651	142	111
Philadelphia	155	50	87	15	3	118	.381	412	534
Pittsburgh	166	80	62	18	6	189	.554	561	513
San Jose	172	74	75	7	16	171	.497	462	505
Seattle	8	4	2	--	2	10	.625	27	29
St. Louis	221	87	106	22	6	202	.457	640	691
Tampa Bay	45	14	24	2	5	35	.389	101	135
Toronto	157	69	65	21	2	161	.513	519	519
Vancouver	264	114	110	32	8	268	.508	859	845
Vegas	29	14	14	--	1	29	.500	88	91
Washington	118	62	41	13	2	139	.589	430	398
Winnipeg	41	21	11	0	9	51	.622	133	121
Defunct Clubs	69	38	20	11	0	87	.630	232	185
TOTALS	4,336	1,845	1,881	424	186	4,300	.496	13,493	14,176

KINGS VS. OPPONENTS – ALL-TIME HOME

TEAM	GP	W	L	T	OT	PTS
Anaheim	78	42	24	4	8	96
Arizona	122	53	51	14	4	124
Boston	73	26	39	7	1	60
Buffalo	66	31	26	9	0	71
Calgary	126	63	50	9	4	139
Carolina	42	24	15	3	0	51
Chicago	102	49	41	8	4	110
Colorado	77	42	26	5	4	93
Columbus	33	22	10	1	0	45
Dallas	122	53	46	19	4	129
Detroit	104	54	35	14	1	123
Edmonton	111	49	41	15	6	119
Florida	22	16	6	0	0	32
Minnesota	41	21	12	2	6	50
Montreal	76	25	41	9	1	60
Nashville	42	19	18	0	5	43
New Jersey	55	33	14	6	2	74
NY Islanders	57	31	18	7	1	70
NY Rangers	73	31	30	10	2	74
Ottawa	22	16	4	1	1	34
Philadelphia	79	26	45	8	0	60
Pittsburgh	81	51	19	8	3	113
San Jose	86	44	31	4	7	99
Seattle	4	1	2	--	1	3
St. Louis	110	54	40	12	4	124
Tampa Bay	23	6	15	2	0	14
Toronto	77	41	26	10	0	92
Vancouver	133	69	44	16	4	158
Vegas	15	7	7	0	1	15
Washington	60	36	17	6	1	79
Winnipeg	20	12	4	0	4	28
Defunct Clubs	35	27	6	2	0	56
TOTALS	2,167	1,074	803	211	79	2,438

KINGS VS. OPPONENTS – ALL-TIME ROAD

TEAM	GP	W	L	T	OT	PTS
Anaheim	81	32	33	7	9	80
Arizona	125	48	57	11	9	116
Boston	75	20	48	6	1	47
Buffalo	65	18	35	9	3	48
Calgary	128	41	70	12	5	99
Carolina	43	14	21	5	3	36
Chicago	103	43	49	9	3	98
Colorado	74	33	37	3	1	70
Columbus	32	15	11	0	6	36
Dallas	122	38	64	13	7	96
Detroit	104	39	48	13	4	95
Edmonton	113	41	53	15	4	101
Florida	20	9	8	3	0	21
Minnesota	41	15	16	3	7	40
Montreal	76	14	51	11	0	39
Nashville	39	18	16	3	2	41
New Jersey	56	26	22	5	3	60
NY Islanders	58	22	29	5	2	51
NY Rangers	70	22	40	6	2	52
Ottawa	21	10	9	1	1	22
Philadelphia	76	24	42	7	3	58
Pittsburgh	85	29	43	10	3	71
San Jose	86	30	44	3	9	70
Seattle	4	3	0	--	1	7
St. Louis	111	33	66	10	2	78
Tampa Bay	22	8	9	0	5	21
Toronto	80	28	39	11	2	69
Vancouver	131	45	66	16	4	110
Vegas	14	7	7	0	0	14
Washington	58	26	24	7	1	60
Winnipeg	21	9	7	0	5	23
Defunct Clubs	34	11	14	9	0	31
TOTALS	2,169	771	1,078	213	107	1,862

KINGS REGULAR SEASON OVERTIME RECORD

YEAR	GP	W	L	T	PTS
1983-84	17	1	3	13	15
1984-85	19	3	2	14	20
1985-86	14	3	3	8	14
1986-87	12	2	2	8	12
1987-88	12	1	3	8	10
1988-89	14	6	1	7	19
1989-90	12	3	2	7	13
1990-91	16	4	2	10	18
1991-92	16	1	1	14	16
1992-93	13	2	1	10	14
1993-94	18	3	3	12	18
1994-95*	9	0	0	9	9
1995-96	23	3	2	18	24
1996-97	14	0	3	11	11
1997-98	16	3	2	11	17
1998-99	12	5	2	5	15
1999-00	21	5	4	12	26
2000-01	19	3	3	13	22
2001-02	18	3	4	11	21
2002-03	19	6	7*	6	24
2003-04	27	2	9	16	29
2004-05	DNP – Lockout				
2005-06	15	10	5	—	25
2006-07	20	6	14	—	26
2007-08	14	7	7	—	21
2008-09	19	8	11	—	27
2009-10	23	14	9	—	37
2010-11	17	11	6	—	28
2011-12	24	9	15	—	33
2012-13*	8	3	5	—	11
2013-14	20	12	8	—	32
2014-15	18	3	15	—	21
2015-16	20	14	6	—	34
2016-17	22	14	8	—	36
2017-18	19	11	8	—	30
2018-19	18	9	9	—	27
2019-20**	14	8	6	—	22
2020-21***	9	2	7	—	11
2021-22	20	9	11	—	29
2022-23	20	10	10	—	30
TOTALS	660	219	219	222	847

Note: The NHL began awarding a point for an overtime loss during the 1999-00 season and began deciding games by shootout during the 2005-06 season.

*The Kings lost to Columbus on 3/25/03 but did not receive an overtime point because the club pulled its goaltender in the extra session. That game is officially recognized as a regulation loss by the NHL.

* 48-game season.

** 70-game season.

*** 56-game season.

KINGS REGULAR SEASON OVERTIME RECORD VS. NHL

TEAM	OVERALL W-L-T	HOME W-L-T	ROAD W-L-T
Anaheim	19-18-11	10-9-4	9-9-7
Arizona	13-17-24	7-8-14	6-9-10
Boston	11-7-8	3-3-4	8-4-4
Buffalo	2-3-6	1-0-3	1-3-3
Calgary	13-11-12	4-5-6	9-6-6
Carolina	5-3-5	3-0-2	2-3-3
Chicago	12-7-10	9-4-4	3-3-6
Colorado	11-5-5	5-4-4	6-1-1
Columbus	6-7-1	2-1-1	4-6-0
Dallas	11-12-14	8-4-7	3-8-7
Detroit	7-6-11	3-2-5	4-4-6
Edmonton	8-13-23	4-7-12	4-6-11
Florida	2-0-3	1-0-0	1-0-3
Minnesota	10-13-5	5-6-2	5-7-3
Montreal	3-2-6	1-2-3	2-0-3
Nashville	9-7-3	6-5-0	3-2-3
New Jersey	4-5-3	4-2-2	0-3-1
NY Islanders	3-6-2	2-4-1	1-2-1
NY Rangers	4-6-5	2-3-4	2-3-1
Ottawa	4-2-2	2-1-1	2-1-1
Philadelphia	7-4-2	1-0-1	6-4-1
Pittsburgh	8-8-4	5-3-0	3-5-4
San Jose	14-18-7	6-8-4	8-10-3
Seattle	0-2-0	0-1-0	0-1-0
St. Louis	5-7-13	4-4-6	1-3-7
Tampa Bay	2-5-2	0-0-2	2-5-0
Toronto	3-2-10	2-0-6	1-2-4
Vancouver	13-11-20	6-5-11	7-6-9
Vegas	3-1-0	1-1-0	2-0-0
Washington	4-2-6	2-1-3	2-1-3
Winnipeg	2-9-0	1-4-0	1-5-0
TOTALS	219-219-223	111-96-112	108-123-111

Ties were not contested in overtime prior to the 1983-84 season.

Win columns include shootout wins after the 2003-04 season.

Loss columns include shootout losses after the 2003-04 season.

KINGS ALL-TIME SHOOTOUT RECORD YEAR-BY-YEAR

Year	GP	W	L
2005-06	7	6	1
2006-07	10	4	6
2007-08	8	5	3
2008-09	13	5	8
2009-10	18	10	8
2010-11	12	10	2
2011-12	15	6	9
2012-13	6	2	4
2013-14	14	8	6
2014-15	10	2	8
2015-16	5	2	3
2016-17	6	2	4
2017-18	3	2	1
2018-19	7	3	4
2019-20	4	1	3
2020-21	2	1	1
2021-22	8	4	4
2022-23	9	6	3
TOTALS	157	79	78

KINGS ALL-TIME SHOOTOUT RECORD VS. NHL

TEAM	OVERALL	HOME	ROAD
Anaheim	9-10	5-6	4-4
Arizona	6-6	4-2	2-4
Boston	4-0	1-0	3-0
Buffalo	1-1	1-0	0-1
Calgary	4-2	2-1	2-1
Carolina	1-0	—	1-0
Chicago	3-2	1-2	2-0
Colorado	4-4	3-3	1-1
Columbus	2-1	—	2-1
Dallas	5-3	3-2	2-1
Detroit	0-2	0-1	0-1
Edmonton	2-7	2-5	0-2
Florida	2-0	1-0	1-0
Minnesota	4-6	1-2	3-4
Montreal	1-1	1-1	—
Nashville	3-3	1-2	2-1
New Jersey	1-1	1-0	0-1
NY Islanders	1-1	0-1	1-0
NY Rangers	0-2	—	0-2
Ottawa	1-0	—	1-0
Philadelphia	3-0	1-0	2-0
Pittsburgh	1-2	0-1	1-1
San Jose	4-8	3-3	1-5
Seattle	—	—	—
St. Louis	4-2	3-2	1-0
Tampa Bay	1-4	—	1-4
Toronto	3-1	2-0	1-1
Vancouver	6-5	3-3	3-2
Vegas	—	—	—
Washington	2-0	1-0	1-0
Winnipeg	1-4	0-3	1-1
TOTALS	79-78	40-40	39-38

KINGS TEAM RECORDS

NOTE: Team records for fewest wins, losses, ties, points, goals, power-play goals, short-handed goals, penalties and shutouts are based on a full season schedule only (74 or more games).

WINS

MOST ONE SEASON: 48

2015-16

MOST ONE SEASON, HOME: 26

2015-16, 2005-06, 1990-91, 2022-23

MOST ONE SEASON, AWAY: 24

2009-10

FEWEST ONE SEASON: 14

1969-70

FEWEST ONE SEASON, HOME: 9

1985-86

FEWEST ONE SEASON, AWAY: 2

1969-70

FASTEST 10 WINS: 12 GAMES

1980-81

FASTEST 20 WINS: 28 GAMES

1980-81

FASTEST 30 WINS: 48 GAMES

2015-16

FASTEST 40 WINS: 66 GAMES

2015-16

LOSSES

MOST ONE SEASON: 52

1969-70

MOST ONE SEASON, HOME: 27

1985-86

MOST ONE SEASON, AWAY: 30

1969-70

FEWEST ONE SEASON: 17

1974-75

FEWEST ONE SEASON, HOME: 7

1974-75

FEWEST ONE SEASON, AWAY: 10

1974-75

OVERTIME GAMES

MOST ONE SEASON: 27

2003-04

MOST ONE SEASON, HOME: 13

2009-10, 2006-07

MOST ONE SEASON, AWAY: 17

2003-04

MOST OVERTIME WINS, ONE SEASON: 14

2016-17, 2009-10

MOST OVERTIME WINS, ONE SEASON, HOME: 10

2016-17

MOST OVERTIME WINS, ONE SEASON, ROAD: 7

2018-19, 2009-10

MOST OVERTIME LOSSES, ONE SEASON: 15

2014-15, 2011-12

MOST OVERTIME LOSSES, ONE SEASON, HOME: 9

2006-07

MOST OVERTIME LOSSES, ONE SEASON, ROAD: 10

2011-12

Note: Overtime records include both shootout wins and shootout losses since the 2005-06 season.

TIES

MOST ONE SEASON: 21

1974-75

MOST ONE SEASON, HOME: 11

1974-75

MOST ONE SEASON, AWAY: 10

1974-75

FEWEST ONE SEASON: 5

1998-99

FEWEST ONE SEASON, HOME: 2

2002-03, 1971-72

FEWEST ONE SEASON, AWAY: 2

1998-99

MOST OVERTIME TIES, ONE SEASON: 18

1995-96

FEWEST OVERTIME TIES, ONE SEASON: 5

1998-99

POINTS

MOST ONE SEASON: 105

1974-75

MOST ONE SEASON, HOME: 57

2014-15, 1990-91

MOST ONE SEASON, AWAY: 53

2021-22

FEWEST ONE SEASON: 38

1969-70

FEWEST ONE SEASON, HOME: 22

1985-86

FEWEST ONE SEASON, AWAY: 10

1969-70

GOALS

MOST SCORED ONE SEASON: 376

1988-89 (4.7 GPG)

MOST SCORED ONE SEASON, HOME: 215

1988-89 (5.38 GPG)

MOST SCORED ONE SEASON, AWAY: 164

1989-90 (4.1 GPG)

MOST SCORED ONE GAME, HOME: 12

11/29/84 vs. Vancouver, 12-1 win

MOST SCORED ONE GAME, AWAY: 11

11/8/92 at San Jose, 11-4 win

MOST SCORED ONE GAME, BOTH TEAMS: 17

11/13/87 at Calgary, 10-7 loss

11/29/22 vs. Seattle, 9-8 OTL

MOST SCORED ONE PERIOD: 7

10/9/93 vs. Detroit, 3rd period, 10-3 win

2/18/89 vs. Quebec, 3rd period, 10-2 win

MOST ALLOWED ONE SEASON: 389

1985-86 (4.86 GPG)

MOST ALLOWED ONE SEASON, HOME: 200

1985-86 (5.0 GPG)

MOST ALLOWED ONE SEASON, AWAY: 221

1982-83 (5.53 GPG)

MOST ALLOWED ONE GAME, HOME: 10

2/13/93 vs. Washington, 10-3 loss

12/29/92 vs. Philadelphia, 10-2 loss

MOST ALLOWED ONE GAME, AWAY: 11

10/17/88 at Calgary, 11-4 loss

11/25/86 at Vancouver, 11-5 loss

1/6/83 at Montreal, 11-3 loss

11/25/81 at Edmonton, 11-4 loss

11/14/71 at Boston, 11-2 loss

MOST ALLOWED ONE PERIOD: 7

2/13/93 vs. Washington, 2nd period, 10-3 loss

10/17/88 at Calgary, 3rd period, 11-4 loss

1/6/83 at Montreal, 3rd period, 11-3 loss

FEWEST SCORED ONE SEASON: 168

1969-70 (2.21 GPG)

KINGS TEAM RECORDS

FEWEST SCORED ONE SEASON, HOME: 96*

2011-12 (2.34 GPG)

FEWEST SCORED ONE SEASON, AWAY: 71

1969-70 (1.87 GPG)

FEWEST ALLOWED ONE SEASON: 168*

2013-14 (2.05 GPG)

FEWEST ALLOWED ONE SEASON, HOME: 78*

2011-12 (1.90 GPG)

FEWEST ALLOWED ONE SEASON, AWAY: 85*

2013-14 (2.07 GPG)

*Does not include shootout goals.

FASTEST, START OF GAME: 0:07

2/14/87, Dave Williams vs. Hartford

FASTEST, START OF PERIOD: 0:06

 11/9/21, **Alex Iafalfo** at Montreal, 3rd period

FASTEST TWO GOALS: 0:06

4/15/99, Doug Bodger at 7:47 and Luc Robitaille at 7:53, 3rd period vs. Anaheim

11/2/72, Ralph Backstrom (2) at 8:30 and at 8:36, 3rd period vs. Boston

3/10/68, Bill Flett at 9:14 and Eddie Joyal at 9:20, 1st period at NY Rangers

FASTEST THREE GOALS: 0:30

 10/12/19, **Alex Iafalfo** at 19:01,

Dustin Brown at 19:24 and

Drew Doughty at 19:31, 3rd period vs. Nashville

FASTEST FOUR GOALS: 2:21

11/23/77, Syl Apps, Jr. at 15:42,

Hartland Monahan at 16:35,

Pete Stelmowski at 16:59 and

Ernie Hickie at 18:03, 1st period vs. Chicago

FASTEST FIVE GOALS: 5:07

11/10/07, Dustin Brown at 12:46,

Scott Thornton at 14:01,

Alexander Frolov at 15:35,

Anze Kopitar at 15:59 and

Ladislav Nagy at 17:53, 3rd period vs. Dallas

MOST 20-GOAL SCORERS ONE SEASON: 8

1990-91, Luc Robitaille 45, Tomas Sandstrom 45,

Wayne Gretzky 41, Tony Granato 30,

Dave Taylor 23, Bob Kudelski 23,

Steve Duchesne 21, Todd Elik 21

MOST 30-GOAL SCORERS ONE SEASON: 5

1984-85, Marcel Dionne 46, Bernie Nicholls 46,

Dave Taylor 41, Brian MacLellan 31, Jim Fox 30

MOST 40-GOAL SCORERS ONE SEASON: 3

1990-91, Luc Robitaille 45, Tomas Sandstrom 45,

Wayne Gretzky 41

1988-89, Bernie Nicholls 70, Wayne Gretzky 54,

Luc Robitaille 46

1984-85, Marcel Dionne 46, Bernie Nicholls 46,

Dave Taylor 41

1980-81, Marcel Dionne 58, Charlie Simmer 56,

Dave Taylor 47

MOST 50-GOAL SCORERS ONE SEASON: 2

1988-89, Bernie Nicholls 70, Wayne Gretzky 54

1987-88, Jimmy Carson 55, Luc Robitaille 53

1980-81, Marcel Dionne 58, Charlie Simmer 56

1979-80, Charlie Simmer 56, Marcel Dionne 53

POWER-PLAY GOALS
MOST SCORED ONE SEASON: 103

1987-88

MOST SCORED ONE GAME, HOME: 6

11/29/84 vs. Vancouver, 12-1 win,

Kings went 6-for-8

MOST SCORED ONE GAME, AWAY: 5

11/25/93 at Quebec, 8-6 loss,

Kings went 5-for-10

MOST SCORED ONE GAME, BOTH TEAMS: 8

11/25/93 at Quebec, 8-6 loss,

Kings went 5-for-10, Nordiques went 3-for-11

MOST ALLOWED ONE SEASON: 114

1992-93

MOST ALLOWED ONE GAME, HOME: 5

10/11/87 vs. Edmonton, 9-2 loss,

Oilers went 5-for-7

10/25/83 vs. Hartford, 8-5 loss,

Whalers went 5-for-6

11/16/82 vs. Minnesota, 8-3 loss,

North Stars went 5-for-5

MOST ALLOWED ONE GAME, AWAY: 5

2/7/06 at Minnesota, 5-1 loss, Wild went 5-for-10

FEWEST SCORED ONE SEASON: 31

1968-69

FEWEST ALLOWED ONE SEASON: 31

1972-73

MOST ATTEMPTS, GAME: 12 (several times)

10/19/06 (last time) at Phoenix, 4-0 win,

Kings went 4-for-12

MOST ATTEMPTS ALLOWED,
GAME: 12 (several times)

12/23/05 (last time) at Edmonton, 5-3 loss,

Oilers went 3-for-12

MOST ATTEMPTS ONE GAME, BOTH TEAMS: 24

12/23/05 at Edmonton, 5-3 loss,

Kings went 0-for-12, Oilers went 3-for-12

SHORT-HANDED GOALS
MOST SCORED ONE SEASON: 22

1988-89

MOST SCORED ONE GAME: 3

4/11/98 vs. Colorado

MOST ALLOWED ONE SEASON: 18

1995-96, 1990-91

MOST ALLOWED ONE GAME: 3

1/10/92 at Washington, 7-4 loss

3/14/91 vs. Chicago, 6-3 loss

12/20/85 at Edmonton, 9-4 loss

FEWEST SCORED ONE SEASON: 2

1968-69

FEWEST ALLOWED ONE SEASON: 2

2014-15, 2011-12

KINGS TEAM RECORDS

PENALTIES

MOST MINUTES ONE SEASON: 2,247
1992-93

MOST MINUTES ONE GAME: 186
3/11/79 at Philadelphia: 3 minors, 8 majors,
14 misconducts

MOST MINUTES ONE PERIOD: 184
3/11/79 at Philadelphia, 1st period: 2 minors,
8 majors, 14 misconducts

MOST MINUTES ONE GAME, BOTH TEAMS: 380
3/11/79 at Philadelphia: 10 minors, 16 majors,
28 misconducts

MOST MINUTES ONE PERIOD, BOTH TEAMS: 372
3/11/79 at Philadelphia, 1st period: 6 minors,
16 majors, 28 misconducts

FEWEST MINUTES ONE SEASON: 635
2021-22

MOST PENALTIES ONE GAME: 41
2/28/90 vs. Edmonton: 26 minors, 9 majors,
6 misconducts

MOST PENALTIES ONE PERIOD: 24
3/11/79 at Philadelphia, 1st period: 2 minors,
8 majors, 14 misconducts

MOST PENALTIES ONE GAME, BOTH TEAMS: 86
2/28/90 vs. Edmonton: 53 minors, 16 majors,
17 misconducts (NHL Record)

MOST PENALTIES ONE PERIOD, BOTH TEAMS: 50
3/11/79 at Philadelphia, 1st period: 6 minors,
16 majors, 28 misconducts

SHUTOUTS

MOST ONE SEASON: 13
2013-14

MOST ONE SEASON, HOME: 8
2000-01

MOST ONE SEASON, AWAY: 7
2013-14

MOST ALLOWED ONE SEASON: 12
2008-09

MOST ALLOWED ONE SEASON, HOME: 6
2011-12, 2008-09

MOST ALLOWED ONE SEASON, AWAY: 7
2016-17

FEWEST ONE SEASON: 0
1985-86

FEWEST ALLOWED ONE SEASON: 0
1990-91, 1988-89, 1987-88, 1986-87

CONSECUTIVE SHUTOUTS VS. ONE

OPPONENT: 3 (Dallas)
12/11/02 (3-0 win), 11/23/02 (2-0 win),
4/8/02 (3-0 win)

CONSECUTIVE GAMES WITHOUT BEING

SHUTOUT: 261
3/15/86-10/22/89 (5-0 loss vs. Calgary)

SHOTS

MOST ONE GAME: 59
12/26/92 at San Jose (7-2 loss)

MOST ONE PERIOD: 27
1/8/22 vs. Detroit (Nedeljkovic), 1st period
1/7/10 vs. Detroit (Howard), 2nd period

MOST ALLOWED ONE GAME: 68
3/24/81 at Minnesota (4-3 win)

MOST ALLOWED ONE PERIOD: 29
2/11/97 at Colorado (Fiset), 1st period
3/24/81 at Minnesota (Lessard), 3rd period

FEWEST ONE GAME: 10
11/17/01 at Detroit (4-2 loss)

FEWEST ONE PERIOD: 0
3/31/11 at Vancouver, 3rd period
10/18/03 vs. Boston, 3rd period
2/8/01 vs. Carolina, 3rd period
4/1/00 vs. Anaheim, 1st period
10/28/97 at Florida, 1st period

FEWEST ALLOWED ONE GAME: 10
4/4/15 vs. Colorado
1/11/94 at San Jose

FEWEST ALLOWED ONE PERIOD: 0
11/5/15 vs. Columbus, 2nd period
11/3/01 vs. Atlanta, 1st period
4/5/78 vs. St. Louis, 2nd period

DECISIVE GAMES

GREATEST WINNING MARGIN, HOME: 11
11/29/84 vs. Vancouver, 12-1 win

GREATEST WINNING MARGIN, AWAY: 7
11/8/16 at Toronto, 7-0 win
2/9/16 at Boston, 9-2 win
2/3/07 at Florida, 7-0 win
11/8/92 at San Jose, 11-4 win
11/2/85 at Hartford, 8-1 win
10/31/84 at Vancouver, 10-3 win
10/21/71 at Philadelphia, 7-0 win

GREATEST LOSING MARGIN, HOME: 9
11/27/85 vs. Hartford, 9-0 loss

GREATEST LOSING MARGIN, AWAY: 9
1/14/06 at Buffalo, 10-1 loss
10/8/75 at Montreal, 9-0 loss
11/14/71 at Boston, 11-2 loss

HIGHEST TIE SCORE: 8-8
12/20/86 at Edmonton

KINGS ALL-TIME POWER PLAY & PENALTY KILLING

Season	Power Play				Short-Handed				SGF	SGA
	Goals – Attempts	PCT	Rank	Rank	Goals – Attempts	PCT	Rank	Rank		
1967-68	33 – 241	13.7%	[T-10]		54 – 274	80.3%	[12]	5	3	
1968-69	31 – 241	12.9%	[12]		53 – 254	79.1%	[10]	3	7	
1969-70	39 – 275	14.2%	[12]		67 – 297	77.4%	[11]	6	11	
1970-71	41 – 267	15.4%	[12]		53 – 227	76.7%	[9]	6	10	
1971-72	38 – 272	14.0%	[T-13]		50 – 210	76.2%	[6]	4	7	
1972-73	52 – 295	17.6%	[T-5]		31 – 209	86.4%	[1]	4	10	
1973-74	43 – 284	15.1%	[12]		48 – 246	80.5%	[T-7]	5	9	
1974-75	52 – 288	18.1%	[13]		48 – 327	85.3%	[1]	10	7	
1975-76	61 – 334	18.3%	[12]		55 – 298	81.5%	[T-6]	8	12	
1976-77	68 – 253	26.9%	[1]		52 – 284	81.7%	[T-8]	6	5	
1977-78	50 – 257	19.4%	[14]		46 – 230	80.0%	[10]	3	6	
1978-79	76 – 312	24.3%	[5]		55 – 246	77.6%	[9]	6	8	
1979-80	83 – 310	26.8%	[2]		93 – 292	68.2%	[21]	6	9	
1980-81	90 – 366	24.6%	[6]		81 – 358	77.4%	[T-9]	12	7	
1981-82	75 – 353	21.2%	[17]		89 – 315	71.7%	[21]	7	11	
1982-83	81 – 334	24.3%	[6]		92 – 293	68.2%	[21]	10	14	
1983-84	75 – 361	20.8%	[16]		82 – 294	72.1%	[21]	10	17	
1984-85	87 – 370	23.5%	[9]		54 – 299	81.9%	[3]	9	13	
1985-86	69 – 394	17.5%	[21]		103 – 367	71.9%	[20]	9	16	
1986-87	97 – 384	25.3%	[1]		92 – 342	73.1%	[21]	9	16	
1987-88	103 – 474	21.7%	[T-8]		96 – 425	77.4%	[T-17]	11	14	
1988-89	82 – 397	20.6%	[12]		80 – 406	80.3%	[10]	22	13	
1989-90	76 – 343	22.1%	[T-8]		88 – 366	75.9%	[17]	11	14	
1990-91	80 – 391	20.5%	[6]		63 – 370	83.0%	[6]	8	18	
1991-92	79 – 411	19.2%	[T-10]		76 – 417	81.8%	[T-6]	11	12	
1992-93	102 – 507	20.1%	[11]		114 – 529	78.4%	[18]	16	16	
1993-94	92 – 444	20.7%	[7]		90 – 462	80.5%	[T-20]	19	8	
1994-95*	35 – 200	17.5%	[13]		42 – 221	81.0%	[17]	5	8	
1995-96	72 – 401	17.9%	[14]		72 – 381	81.1%	[16]	12	18	
1996-97	46 – 338	13.6%	[25]		45 – 352	87.2%	[3]	5	14	
1997-98	52 – 366	14.2%	[15]		63 – 399	84.2%	[19]	10	12	
1998-99	43 – 327	13.1%	[24]		47 – 330	85.8%	[9]	12	11	
1999-00	60 – 356	16.9%	[T-10]		66 – 373	82.3%	[21]	4	12	
2000-01	71 – 367	19.3%	[7]		72 – 382	81.2%	[24]	14	6	
2001-02	73 – 353	20.7%	[1]		49 – 366	86.6%	[3]	5	6	
2002-03	52 – 354	14.7%	[18]		62 – 371	83.3%	[T-15]	8	4	
2003-04	50 – 356	14.0%	[27]		65 – 336	80.7%	[28]	9	4	
2004-05	DNP – Lockout									
2005-06	77 – 541	14.2%	[T-28]		104 – 489	78.7%	[30]	15	12	
2006-07	81 – 442	18.3%	[10]		91 – 411	77.8%	[30]	6	6	
2007-08	64 – 367	17.4%	[17]		68 – 309	78.0%	[30]	11	4	
2008-09	69 – 360	19.2%	[14]		62 – 362	82.9%	[7]	4	8	
2009-10	64 – 307	20.8%	[7]		60 – 304	80.3%	[20]	4	6	
2010-11	47 – 292	16.1%	[21]		40 – 276	85.5%	[4]	4	6	
2011-12	49 – 289	17.0%	[17]		38 – 293	87.0%	[4]	9	2	
2012-13*	33 – 166	19.9%	[T-10]		27 – 161	83.2%	[10]	2	1	
2013-14	43 – 284	15.1%	[27]		50 – 296	83.1%	[11]	5	6	
2014-15	47 – 247	19.0%	[T-11]		45 – 236	80.9%	[T-16]	7	2	
2015-16	47 – 235	20.0%	[8]		53 – 285	81.4%	[15]	5	3	
2016-17	46 – 241	19.1%	[15]		38 – 246	84.5%	[5]	5	3	
2017-18	49 – 240	20.4%	[T-17]		39 – 260	85.0%	[1]	5	4	
2018-19	35 – 221	15.8%	[27]		54 – 230	76.5%	[29]	4	13	
2019-20**	33 – 193	17.1%	[26]		43 – 190	77.4%	[24]	5	1	
2020-21***	32 – 169	18.9%	[19]		26 – 159	83.6%	[7]	3	3	
2021-22	40 – 248	16.1%	[27]		53 – 227	76.7%	[22]	11	9	
2022-23	68 – 269	25.3%	[4]		65 – 269	75.8%	[24]	7	9	

*48-game season

**70-game season

***56-game season

KINGS ALL-TIME SHOOTOUT RECORDS

NOTE: TEAM RECORDS FOR SHOOTOUT WINS AND LOSSES ARE BASED ON A FULL SEASON SCHEDULE ONLY (74 OR MORE GAMES).

TEAM SHOOTOUT RECORDS

MOST, ONE SEASON: 18

2009-10

MOST ONE SEASON, HOME: 11

2009-10

MOST ONE SEASON, AWAY: 9

2013-14

FEWEST ONE SEASON: 3

2017-18

FEWEST ONE SEASON, HOME: 1

2017-18

FEWEST ONE SEASON, AWAY: 2

2017-18, 2016-17, 2006-07

SHOOTOUT WINS

MOST ONE SEASON: 10

2010-11, 2009-10

MOST ONE SEASON, HOME: 5

2010-11, 2009-10

MOST ONE SEASON, AWAY: 5

2013-14, 2010-11, 2009-10

FEWEST ONE SEASON: 2

2017-18, 2016-17, 2015-16,
2014-15

FEWEST ONE SEASON, HOME: 0

2015-16

FEWEST ONE SEASON, AWAY: 0

2016-17, 2014-15

SHOOTOUT LOSSES

MOST ONE SEASON: 9

2011-12

MOST ONE SEASON, HOME: 6

2009-10, 2008-09

MOST ONE SEASON, AWAY: 5

2014-15

FEWEST ONE SEASON: 1

2017-18, 2005-06

FEWEST ONE SEASON, HOME: 0

2017-18, 2010-11, 2005-06

FEWEST ONE SEASON, AWAY: 1

2017-18, 2015-16, 2006-07,
2005-06, 2022-23

SHOOTOUT ROUNDS

MOST ROUNDS IN A WIN: 9

12/3/13 at Anaheim (3-2 SOW)

MOST ROUNDS IN A LOSS: 11

3/14/17 vs. Arizona (3-2 SOL)

SHOOTOUT STREAKS

MOST CONSECUTIVE SHOOTOUT GAMES: 4

4/3/10 through 4/10/10

MOST CONSECUTIVE SHOOTOUT GAMES AT HOME: 3

4/3/10 through 4/10/10

MOST CONSECUTIVE SHOOTOUT GAMES ON ROAD: 3

12/15/22 through 12/29/22

11/27/13 through 12/3/13

12/19/11 through 12/23/11

2/16/11 through 2/17/11

3/12/10 through 3/24/10

11/14/09 through 11/16/09

12/16/05 through 12/19/05

MOST CONSECUTIVE SHOOTOUT WINS: 2

12/15/22 through 12/17/22

12/19/11 through 12/22/11

3/21/11 through 3/24/11

12/10/09 through 12/12/09

11/14/09 through 11/16/09

MOST CONSECUTIVE SHOOTOUT LOSSES: 2

4/8/10 through 4/10/10

10/28/09 through 10/29/09

2/14/09 through 2/16/09

LONGEST SHOOTOUT WINNING STREAK: 5

10/9/10 through 1/26/11

12/10/09 through 1/30/10

LONGEST SHOOTOUT LOSING STREAK: 7

11/6/14 through 1/17/15

KINGS ALL-TIME SCORING

Player	POS	GP	G	A	PTS	PIM	PPG	SHG	Player	POS	GP	G	A	PTS	PIM	PPG	SHG
1 Marcel Dionne	C	921	550	757	1,307	461	172	9	62 Mattias Norstrom	D	780	14	128	142	583	2	2
2 Luc Robitaille	L	1,077	557	597	1,154	924	210	3	63 Craig Johnson	L	429	62	79	141	196	17	1
3 Anze Kopitar	C	1,292	393	748	1,141	322	111	13	64 Vladimir Tsylpakov	L	261	56	81	137	70	4	2
4 Dave Taylor	R	1,111	431	638	1,069	1,589	123	4	65 Michal Handzus	C	327	57	78	135	135	16	5
5 Wayne Gretzky	C	539	246	672	918	182	63	17	66 Mike Richards	C	257	46	87	133	180	14	5
6 Bernie Nicholls	C	602	327	431	758	765	100	25	67 Steve Jensen	L	267	71	61	132	177	12	3
7 Dustin Brown	R	1,296	325	387	712	738	106	6	68 Gilles Marotte	D	271	23	107	130	304	8	0
8 Butch Goring	C	736	275	384	659	66	62	19	69 Kyle Clifford	L	660	60	69	129	819	1	0
9 Drew Doughty	D	1,095	141	478	619	725	73	2	70 Ralph Backstrom	C	172	57	71	128	36	10	3
10 Rob Blake	D	805	161	333	494	1,231	92	1	71 Bob Kudelski	R	269	72	54	126	170	6	6
11 Jim Fox	R	578	186	293	479	143	38	1	72 Terry Ruskowski	C	226	37	88	125	360	6	3
12 Charlie Simmer	L	384	222	244	466	320	79	2	73 John Paul Kelly	L	400	54	70	124	366	4	1
13 Mike Murphy	R	673	194	263	457	442	40	19	74 Mathieu Schneider	D	193	37	87	124	181	21	1
14 Jeff Carter	C	580	194	189	383	253	57	6	75 Jack Johnson	D	343	30	94	124	256	14	0
15 Alex Frolov	L	536	168	213	381	210	42	7	76 Phil Sykes	L	286	54	67	121	362	5	6
16 Bob Berry	L	539	159	191	350	344	41	0	77 Marian Gaborik	R	228	61	59	120	76	17	0
17 Juha Widing	C	502	131	211	342	188	21	0	78 Dmitri Khristich	R	151	46	74	120	82	15	0
18 Ziggy Palffy	R	311	150	190	340	137	44	10	79 Gary Sargent	D	215	29	90	119	153	14	0
19 Steve Duchesne	D	442	99	216	315	399	33	5	80 Ross Lonsberry	L	202	54	64	118	237	10	3
20 Tony Granato	R	380	148	157	305	821	42	5	81 Glenn Goldup	R	273	52	66	118	299	5	0
21 Mark Hardy	D	616	53	250	303	858	27	3	82 Bryan Erickson	C	165	46	68	114	82	14	2
22 Jari Kurri	R	331	108	185	293	171	43	8	83 Dan Maloney	C	159	46	63	109	296	8	0
23 Tyler Toffoli	R	515	139	151	290	146	31	6	84 Mike Krushelnyski	C	156	43	66	109	170	8	2
24 Lubomir Visnovsky	D	499	70	209	279	214	31	0	85 Patrick O'Sullivan	C	188	41	68	109	66	7	4
25 Jozef Stumpel	L	334	76	191	267	107	21	0	86 Philippe Boucher	D	312	32	77	109	255	15	0
26 Justin Williams	R	427	103	163	266	249	25	0	87 Dwight King	L	348	52	56	108	96	0	2
27 Tomas Sandstrom	R	235	117	137	254	320	34	1	88 Viktor Arvidsson	R	143	46	62	108	46	14	1
28 Adrian Kempe	R	472	131	122	253	263	24	9	89 Alexei Zhitnik	D	170	26	81	107	208	18	0
29 Tom Williams	L	372	114	135	249	67	36	0	90 Phillip Danault	C	161	45	60	105	101	5	0
30 Marty McSorley	D	472	71	163	234	1,846	13	7	91 Trevor Moore	L	211	40	65	105	54	4	8
31 Mike Corrigan	L	401	106	124	230	522	34	1	92 Darryl Sydor	D	288	20	85	105	249	5	0
32 Jimmy Carson	C	219	108	111	219	83	45	0	93 Gene Carr	C	212	38	66	104	184	2	2
33 Jarret Stoll	C	506	81	133	214	344	24	2	94 Ted Irvine	L	207	44	59	103	101	6	1
34 Jake Muzzin	D	496	51	162	213	298	17	0	95 Syl Apps Jr.	C	201	31	72	103	59	5	0
35 Michael Cammalleri	L	298	96	116	212	174	47	0	96 Jason Allison	C	99	25	77	102	90	7	0
36 Glen Murray	R	304	103	108	211	190	27	8	97 Jerry Korab	D	211	18	84	102	354	7	0
37 Larry Murphy	D	242	52	155	207	255	22	2	98 Ryan Smyth	L	149	45	55	100	77	20	0
38 Eddie Joyal	C	318	105	99	204	83	24	1	99 Sean Avery	L	218	35	64	99	667	2	4
39 Alex Iafallo	L	420	85	119	204	80	22	1	100 Ray Ferraro	C	197	48	50	98	223	16	0
40 Derek Armstrong	C	385	63	139	202	297	19	0	101 Sean O'Donnell	D	541	15	83	98	940	2	0
41 Alec Martinez	D	597	62	136	198	185	16	1	102 Steve Kasper	C	173	35	62	97	74	4	4
42 Bryan Smolinski	C	288	76	119	191	162	17	5	103 Rob Palmer	D	222	8	86	94	84	3	1
43 Bill Flett	R	323	84	99	183	295	15	0	104 Wayne Simmonds	R	240	39	54	93	264	3	0
44 Bob Nevin	R	235	64	113	177	45	14	3	105 Todd Elik	L	122	31	60	91	99	3	0
45 Jay Wells	D	604	34	143	177	1,446	11	0	106 Blake Lizotte	C	258	30	61	91	134	2	3
46 Don Kozak	R	409	94	81	175	450	15	0	107 Dave Williams	L	162	40	50	90	727	6	0
47 Bob Murdoch	D	414	41	130	171	497	5	1	108 Serge Bernier	C	101	33	57	90	55	7	0
48 Mike Donnelly	L	307	87	83	170	144	12	4	109 Gord Labossiere	C	161	34	55	89	59	4	0
49 Frank St. Marseille	R	304	54	114	168	124	7	0	110 Vitali Yachmenev	R	149	29	57	86	30	8	1
50 Ian Laperriere	R	595	61	104	165	1,017	2	3	111 Bill White	D	189	20	66	86	159	5	1
51 Jaroslav Modry	D	454	35	129	164	338	19	1	112 Brian Benning	D	162	14	72	86	330	5	0
52 Trevor Lewis	C	674	70	93	163	171	2	6	113 Adam Deadmarsh	R	114	46	39	85	96	16	0
53 John Tonelli	L	221	76	86	162	221	18	1	114 Randy Manery	D	202	20	64	84	173	8	0
54 Vic Venasky	C	430	61	101	162	66	8	1	115 Bobby Carpenter	C	120	32	51	83	106	13	0
55 Garry Galley	D	361	44	115	159	330	16	1	116 Steve Bozek	L	124	46	36	82	82	13	0
56 Yanic Perreault	C	288	76	80	156	118	14	8	117 Craig Conroy	C	130	27	55	82	116	9	3
57 Brian MacLellan	L	187	61	94	155	124	21	1	118 Matt Roy	D	288	19	62	81	76	0	1
58 Eric Belanger	C	323	63	87	150	169	8	7	119 Slava Voynov	D	190	18	63	81	72	5	0
59 Doug Smith	C	304	72	74	146	218	12	2	120 Doug Halward	D	141	16	65	81	161	10	0
60 Tanner Pearson	L	325	69	75	144	88	9	1	121 Corey Millen	C	88	43	37	80	86	17	3
61 Real Lemieux	L	382	46	97	143	207	10	262	122 Bob Pulford	L	132	30	50	80	101	8	2

KINGS ALL-TIME SCORING

Player	POS	GP	G	A	PTS	PIM	PPG	SHG	Player	POS	GP	G	A	PTS	PIM	PPG	SHG
123 Gabriel Vilardi	C	152	41	37	78	36	11	0	184 John McIntyre	C	178	15	29	44	295	0	1
124 Mike Allison	R	147	32	45	77	257	11	1	185 Tom Kostopoulos	R	152	15	29	44	173	0	0
125 Joe Corvo	D	203	27	50	77	88	9	0	186 Harry Howell	D	168	8	36	44	85	1	0
126 Dean Kennedy	D	345	13	62	75	591	0	0	187 Steve Heinze	R	100	20	23	43	58	9	0
127 Larry Robinson	D	182	11	64	75	87	1	0	188 Ilya Kovalchuk	L	81	19	24	43	22	5	0
128 Greg Terrion	C	134	27	47	74	122	3	0	189 Trent Klatt	R	82	17	26	43	46	6	0
129 Lowell MacDonald	L	132	35	38	73	22	3	3	190 Brent Hughes	D	169	7	36	43	217	2	0
130 John Druce	R	162	38	34	72	84	4	1	191 Dave Hutchison	D	232	6	37	43	605	1	0
131 Dean Hopkins	R	217	23	49	72	302	3	0	192 Aki Berg	D	281	5	38	43	202	2	0
132 Kevin Fiala	L	69	23	49	72	52	7	0	193 Sean McKenna	R	129	21	21	42	29	0	2
133 Rick Tocchet	R	80	31	40	71	187	11	1	194 Jordan Nolan	C	292	20	22	42	264	0	0
134 Craig Redmond	D	170	13	58	71	122	4	0	195 Brayden McNabb	D	201	6	36	42	198	0	0
135 Grant Ledyard	D	142	22	48	70	223	10	0	196 Steve Shutt	L	59	16	25	41	10	5	0
136 Charlie Huddy	D	226	11	58	69	184	3	1	197 Dave Lewis	D	221	5	36	41	238	0	0
137 Pat Conacher	L	241	36	32	68	121	0	7	198 Austin Wagner	L	171	22	18	40	70	0	0
138 Donald Audette	R	98	30	38	68	96	7	0	199 Andreas Athanasiou	C	75	21	19	40	31	0	0
139 Brian Engblom	D	202	9	59	68	190	5	0	200 Bob Bourne	C	150	20	20	40	63	1	3
140 Bob Wall	D	212	23	44	67	108	7	1	201 Larry Cahán	D	209	10	30	40	171	3	0
141 Matt Greene	D	464	16	51	67	458	0	0	202 Mikey Anderson	D	194	9	31	40	78	1	0
142 Sean Walker	D	232	16	51	67	92	1	0	203 Michael Amadio	R	168	16	23	39	26	1	0
143 Neil Komadoski	D	378	13	54	67	477	5	0	204 Eddie Shack	L	84	24	14	38	123	4	0
144 Billy Harris	R	128	27	39	66	54	2	4	205 Kyle Quincey	D	72	4	34	38	63	2	0
145 Brad Richardson	R	255	24	41	65	135	0	3	206 Russ Courtnall	R	115	18	19	37	46	1	5
146 Kevin Todd	C	119	22	43	65	58	3	2	207 Bill Lesuk	R	129	12	25	37	136	1	0
147 Sean Durzi	D	136	12	53	65	105	3	0	208 Dustin Penner	L	117	11	26	37	63	1	0
148 Dan Bonar	C	170	25	39	64	208	4	1	209 Barry Logg	D	130	5	32	37	166	1	0
149 Pavol Demitra	R	58	25	37	62	42	7	5	210 Kelly Buchberger	R	169	14	22	36	193	0	0
150 Paul Coffey	D	60	9	53	62	75	2	0	211 Gary Shuchuk	C	136	12	24	36	64	0	0
151 Anders Hakansson	L	191	31	30	61	77	1	2	212 Mikko Eloranta	L	146	14	21	35	110	2	0
152 Jimmy Peters	C	255	31	29	60	38	4	4	213 Joe Paterson	L	124	12	22	34	424	2	0
153 Sheldon Kannegiesser	D	234	10	50	60	170	3	0	214 Mike McEwen	D	47	10	24	34	14	7	0
154 Doug Robinson	L	127	26	32	58	18	4	0	215 Skip Krake	C	88	8	26	34	97	3	1
155 Robert Lang	C	147	19	39	58	26	0	2	216 Brian Willisie	R	134	15	18	33	79	2	0
156 Howie Hughes	R	168	25	32	57	30	6	1	217 Quinton Byfield	C	99	8	25	33	52	1	0
157 Arthur Kaliyev	R	137	28	28	56	49	14	0	218 Warren Rychel	L	157	16	16	32	655	0	0
158 Bert Wilson	L	317	24	32	56	437	1	1	219 Bryan Campbell	C	93	12	20	32	24	0	0
159 Carl Grundstrom	R	186	32	23	55	72	1	0	220 Dave Schultz	L	84	12	20	32	259	2	0
160 Morris Lukowich	L	115	25	30	55	115	4	0	221 Ron Duguay	C	85	9	23	32	65	0	0
161 Milan Lucic	L	81	20	35	55	79	2	0	222 Leon Rochefort	R	76	9	23	32	14	1	0
162 Tim Watters	D	303	5	50	55	529	0	1	223 Paul Curtis	D	155	2	30	32	155	0	0
163 Mike Byers	R	100	31	23	54	25	4	0	224 Nelson Emerson	R	124	17	14	31	79	0	0
164 Derek Forbort	D	268	6	47	53	176	0	0	225 Dan Quinn	C	44	14	17	31	32	2	0
165 Rob Scuderi	D	306	4	49	53	59	0	0	226 Pete Stenkowski	C	80	13	18	31	33	0	0
166 Andre St. Laurent	C	115	18	34	52	179	1	1	227 Tom Preissing	D	99	11	20	31	22	8	0
167 Terry Harper	D	234	6	46	52	313	1	0	228 John Slaney	D	63	9	22	31	14	4	1
168 Jay Miller	L	230	27	24	51	865	1	0	229 Scott Parse	L	73	14	16	30	36	1	0
169 Howie Menard	C	91	19	32	51	63	2	0	230 Dan Bylsma	L	220	9	21	30	122	0	1
170 Brad Chartrand	R	215	25	25	50	122	0	3	231 Alexander Edler	D	105	5	25	30	68	0	0
171 Danyl Evans	R	105	21	29	50	25	1	1	232 Sandy Moger	R	104	14	15	29	96	1	0
172 Danny Grant	L	76	20	30	50	10	8	0	233 Steve Reinprecht	C	60	12	17	29	14	3	2
173 Larry Brown	D	364	5	45	50	152	0	0	234 Rasmus Kupari	C	130	9	20	29	32	1	1
174 Eric Lacroix	C	144	25	24	49	176	5	1	235 Matt Ravlich	D	87	6	23	29	75	0	0
175 Nicholas Shore	C	221	14	35	49	74	0	1	236 Robyn Regehr	D	158	6	23	29	93	0	0
176 Paul Fenton	L	92	22	26	48	52	8	1	237 Terry Gray	R	65	12	16	28	22	3	0
177 Dale Rolfe	D	198	7	41	48	246	1	0	238 Jason Blake	L	82	7	21	28	36	0	0
178 Kevin Stevens	L	89	17	30	47	118	7	0	239 Dale Degray	D	63	6	22	28	97	0	0
179 Kyle Calder	L	139	15	32	47	59	5	0	240 Tim Gleason	D	125	2	26	28	98	0	0
180 Aaron Miller	D	309	7	40	47	211	0	1	241 Kai Nurminen	L	67	16	11	27	22	4	0
181 Willie Mitchell	D	209	11	35	46	123	0	1	242 Teddy Purcell	L	103	8	19	27	8	3	0
182 Tom Laidlaw	D	195	5	40	45	156	0	0	243 Oscar Moller	R	87	12	14	26	22	6	0
183 Eddie Olczyk	R	67	21	23	44	45	5	1	244 Ian Turnbull	D	42	11	15	26	81	1	0

KINGS ALL-TIME SCORING

Player	POS	GP	G	A	PTS	PIM	PPG	SHG	Player	POS	GP	G	A	PTS	PIM	PPG	SHG
245 Murray Wilson	L	58	11	15	26	14	1	0	306 Jim Johnson	C	28	8	9	17	6	3	2
246 Ladislav Nagy	L	38	9	17	26	18	2	0	307 Kurtis MacDermid	D	118	6	11	17	151	0	0
247 Warren Holmes	C	45	8	18	26	7	2	0	308 Keith Crowder	R	55	4	13	17	93	0	0
248 Jere Karalahti	D	134	8	18	26	85	4	0	309 Kevin Dallman	D	87	4	13	17	16	0	0
249 Peter Harrold	D	164	8	18	26	50	1	0	310 Colin Fraser	C	134	4	13	17	122	0	0
250 Doug Crossman	D	74	10	15	25	53	2	0	311 Randy Rota	C	58	10	6	16	16	0	0
251 Rick Chartraw	D	85	6	19	25	115	1	0	312 Ken Houston	R	33	8	8	16	11	0	0
252 Dale Hoganson	D	129	6	19	25	103	0	0	313 Dave Amadio	D	124	5	11	16	161	1	0
253 Jaret Anderson-Dolan	C	96	14	10	24	12	1	0	314 Erik Rasmussen	C	57	4	12	16	28	0	0
254 Andy Andreoff	C	159	13	11	24	214	0	0	315 Dion Phaneuf	D	93	4	12	16	68	3	0
255 Ernie Hicke	L	41	9	15	24	18	1	0	316 Ben Hutton	D	65	4	12	16	14	0	0
256 Brent Sopel	D	55	4	20	24	20	2	0	317 Doug Barrie	D	48	3	13	16	47	1	0
257 Lucien Grenier	R	129	12	11	23	16	2	1	318 Steve Christoff	C	58	8	7	15	13	0	0
258 Lonnie Loach	L	50	10	13	23	27	1	0	319 Jon Sim	L	62	6	9	15	46	0	0
259 Nic Dowd	C	91	6	17	23	39	1	0	320 Scott Bjuggstad	L	64	5	10	15	24	0	0
260 Nathan LaFayette	C	94	10	12	22	81	2	2	321 Alexei Ponikarovsky	L	61	5	10	15	36	1	0
261 Wes Jarvis	C	61	9	13	22	36	1	1	322 Jaroslav Bednar	C	37	4	11	15	12	1	0
262 Jeremy Roenick	C	58	9	13	22	36	2	0	323 Tobias Bjornfot	D	116	1	14	15	26	0	0
263 Ulf Isaksson	L	50	7	15	22	10	0	0	324 Jeff Cowan	L	80	10	4	14	129	1	0
264 Simon Gagne	L	45	7	15	22	20	0	1	325 Andrei Loktionov	C	59	7	7	14	4	1	0
265 Davis Drewiske	D	126	4	18	22	67	1	0	326 Dick Duff	L	39	6	8	14	8	0	0
266 Scott Thornton	L	105	12	9	21	124	0	1	327 Martin Straka	C	32	6	8	14	4	1	1
267 Steve Carlson	C	52	9	12	21	23	1	0	328 Matt Johnson	L	182	6	8	14	681	0	0
268 Bob Corkum	C	103	9	12	21	32	1	0	329 Jeff Shevalier	L	27	5	9	14	6	1	0
269 Paul Guay	R	93	9	12	21	76	0	0	330 Steve McKenna	L	137	5	9	14	348	1	0
270 Olli Jokinen	C	74	9	12	21	50	3	1	331 Nikolai Prokhorin	L	43	4	10	14	6	0	0
271 Shawn McEachern	L	49	8	13	21	24	0	3	332 Doug Bodger	D	65	3	11	14	34	0	0
272 Peter Ahola	D	79	8	13	21	107	0	0	333 Richard Mulhern	D	51	2	12	14	39	1	0
273 Mikko Makela	R	45	7	14	21	16	0	0	334 Brad Selwood	D	63	1	13	14	82	1	0
274 Brad Stuart	D	63	5	16	21	67	2	0	335 Ab Demarco Jr.	D	63	7	6	13	12	2	0
275 Randy Jones	D	48	5	16	21	28	1	1	336 Lyle Phair	D	48	6	7	13	12	0	0
276 Rick Lapointe	D	93	4	17	21	64	0	0	337 Len Barrie	C	46	5	8	13	56	0	0
277 Garry Unger	C	58	10	10	20	40	1	0	338 Mark Heaslip	R	69	4	9	13	45	0	0
278 Brendan Lemieux	L	95	10	10	20	164	0	0	339 Petr Prajzler	D	43	3	10	13	49	1	0
279 Brad Jones	L	53	9	11	20	57	0	1	340 Jeff Giuliano	L	101	3	10	13	40	0	0
280 Brad Smyth	R	53	9	11	20	78	0	0	341 Christian Folin	D	65	3	10	13	30	0	0
281 Ken Hammond	D	62	8	12	20	82	1	0	342 Jim Hiller	R	40	6	6	12	90	1	0
282 Jan Vopat	D	65	6	14	20	36	0	0	343 Dennis Hextall	C	28	5	7	12	40	2	0
283 Nathan Dempsey	D	70	6	14	20	50	1	0	344 Nate Thompson	C	79	5	7	12	27	0	0
284 Bob Miller	C	63	4	16	20	35	0	0	345 Craig Laughlin	R	19	4	8	12	6	2	0
285 Rick Hampton	D	52	3	17	20	22	0	0	346 Carl Mokosak	L	30	4	8	12	43	0	0
286 Larry Playfair	D	111	2	18	20	422	0	0	347 Brian Wilks	C	48	4	8	12	27	0	0
287 Noel Price	D	62	1	19	20	29	0	0	348 Roman Vopat	L	57	4	8	12	121	1	0
288 Brian Smith	L	58	10	9	19	33	1	0	349 Devin Setoguchi	R	45	4	8	12	14	0	0
289 Hartland Monahan	R	64	10	9	19	45	0	0	350 Oscar Fantenberg	D	73	4	8	12	21	0	0
290 Rob Cowie	D	78	7	12	19	52	2	0	351 Marc Chorney	D	71	3	9	12	58	0	0
291 Russ Anderson	D	84	6	13	19	146	0	0	352 Olli Maatta	D	107	1	11	12	16	0	0
292 Chris Kontos	C	19	6	13	19	8	2	0	353 Torrey Mitchell	C	49	6	5	11	28	0	0
293 Randy Burridge	L	38	4	15	19	8	2	0	354 Jonny Brodzinski	C	54	6	5	11	10	0	0
294 Raitis Ivanans	L	276	12	6	18	555	0	0	355 Scott Barney	C	24	5	6	11	4	2	0
295 Marko Tuomainen	R	74	9	9	18	84	2	1	356 Rod Buskas	D	62	3	8	11	193	0	0
296 Larry Mickey	R	65	6	12	18	46	0	1	357 Esa Pimes	C	57	3	8	11	12	0	1
297 Igor Liba	L	27	5	13	18	21	1	0	358 Barry Gibbs	D	63	2	9	11	32	0	0
298 Michel Petit	D	49	5	13	18	111	2	0	359 Luke Schenn	D	43	2	9	11	52	1	0
299 Pavel Rosa	R	36	5	13	18	6	0	0	360 Kale Clague	D	33	0	11	11	8	0	0
300 Jamie McBain	D	70	5	13	18	10	2	0	361 Brian Boyle	C	36	8	2	10	46	0	0
301 Brendan Leipsic	L	45	5	13	18	22	1	0	362 Martin Frk	R	24	8	2	10	6	3	0
302 Paul LaDue	D	69	5	13	18	22	1	0	363 Barry Potomski	L	59	6	4	10	197	1	0
303 Mike Weaver	D	92	3	15	18	30	1	0	364 Matt Moulson	L	29	6	4	10	6	0	0
304 Vincent Lecavalier	C	42	10	7	17	20	6	0	365 Steven Finn	D	104	5	5	10	186	0	0
305 Matt Luff	R	64	10	7	17	16	1	0	366 Ken Baumgartner	L	91	4	6	10	503	0	0

KINGS ALL-TIME SCORING

Player	POS	GP	G	A	PTS	PIM	PPG	SHG	Player	POS	GP	G	A	PTS	PIM	PPG	SHG
367 Trevor Johansen	D	46	3	7	10	69	0	0	428 Kenneth Gruhl	L	14	2	3	5	6	0	0
368 Tim Tockey	C	27	3	7	10	12	0	0	429 Robert Mongrain	C	11	2	3	5	2	0	0
369 Doug Zmolek	D	119	2	8	10	249	0	0	430 Jim Wiemer	D	9	2	3	5	20	0	1
370 Christian Ehrhoff	D	40	2	8	10	32	0	0	431 George Parros	R	55	2	3	5	138	0	0
371 Brent Thompson	D	81	1	9	10	246	0	0	432 Konstantin Pushkarev	R	17	2	3	5	8	0	0
372 Kevin Gravel	D	70	1	9	10	8	1	0	433 Cliff Ronning	C	14	1	4	5	8	1	0
373 Jamie Lundmark	C	29	7	2	9	25	0	0	434 Jussi Jokinen	L	18	1	4	5	4	0	0
374 Jarome Iginla	R	19	6	3	9	16	3	0	435 Tom Gilbert	D	18	1	4	5	6	0	0
375 Sylvain Couturier	C	33	4	5	9	4	1	0	436 John Zeiler	R	90	1	4	5	87	0	0
376 Marco Sturm	L	17	4	5	9	17	1	0	437 Kevin Westgarth	R	90	1	4	5	153	0	0
377 Randy Gilhen	C	33	3	6	9	14	0	1	438 Carl Hagelin	L	22	1	4	5	8	0	0
378 Jean Potvin	D	43	3	6	9	37	0	0	439 Joakim Ryan	D	35	1	4	5	10	0	0
379 Vladislav Gavrikov	D	20	3	6	9	8	0	1	440 Linden Vey	R	18	0	5	5	0	0	0
380 Chris Snell	D	32	2	7	9	22	0	2	441 John Thomas	R	24	3	1	4	9	0	0
381 Jordan Spence	D	30	2	7	9	2	0	0	442 Troy Crowder	R	44	2	2	4	141	0	0
382 Kyosti Karjalainen	L	28	1	8	9	12	0	0	443 Brian Glennie	D	18	2	2	4	22	0	0
383 Frantisek Kaberle	D	37	0	9	9	4	0	0	444 Mikael Lindholm	C	18	2	2	4	2	0	0
384 Dixon Ward	L	34	6	2	8	45	2	0	445 Jim Thomson	R	62	2	2	4	237	0	0
385 Al McDonough	R	37	5	3	8	8	1	0	446 Guy Leveque	C	17	2	2	4	21	0	0
386 Mark Parrish	R	19	5	3	8	4	3	0	447 Denis Gauthier	D	65	2	2	4	90	0	0
387 Lias Andersson	C	44	4	4	8	24	0	0	448 Jared Aulin	C	17	2	2	4	0	1	0
388 Ron Anderson	R	56	3	5	8	26	0	0	449 John English	D	3	1	3	4	4	1	0
389 Brian Kilrea	C	25	3	5	8	12	0	0	450 Brian McReynolds	C	20	1	3	4	4	0	0
390 Hubie McDonough	C	26	3	5	8	10	0	0	451 Mark Visheau	D	28	1	3	4	107	0	0
391 Al Hangesleben	L	18	2	6	8	65	0	0	452 Tomas Vlasak	C	10	1	3	4	2	0	0
392 Doug Houda	D	54	2	6	8	165	0	0	453 Ethan Moreau	L	28	1	3	4	20	0	0
393 Jamie Heward	D	19	2	6	8	20	1	0	454 Josh Green	C	27	1	3	4	8	1	0
394 Tomas Zizka	D	25	2	6	8	16	1	0	455 Andrej Sekera	D	16	1	3	4	6	0	0
395 Barry Beck	D	52	1	7	8	53	0	0	456 Neal Broten	C	19	0	4	4	0	0	0
396 Bob Halkidis	D	54	1	7	8	189	0	0	457 Jeff Chychrun	D	43	0	4	4	99	0	0
397 Andreas Lijja	D	45	1	7	8	40	1	0	458 Jacques Lemieux	D	19	0	4	4	8	0	0
398 Donald MacLean	C	22	5	2	7	4	2	0	459 Petr Klima	R	8	0	4	4	2	0	0
399 Randy Robitaille	C	18	4	3	7	17	2	0	460 Dave Langevin	D	11	0	4	4	7	0	0
400 Brad Norton	D	73	3	4	7	174	0	0	461 Bob Woytowich	D	36	0	4	4	6	0	0
401 Jason Holland	D	57	3	4	7	24	0	0	462 Howard Scruton	D	4	0	4	4	9	0	0
402 Steve Kelly	C	37	3	4	7	6	0	0	463 Oleg Tverdovsky	D	26	0	4	4	10	0	0
403 Don Howse	L	33	2	5	7	6	0	0	464 Lorne Stamlar	L	9	2	1	3	2	0	0
404 Trent Hunter	R	38	2	5	7	8	0	0	465 Noah Clarke	L	20	2	1	3	4	0	1
405 Darryl Edestrand	D	68	1	6	7	61	0	0	466 Samuel Fagemo	L	13	2	1	3	0	0	0
406 Randy Holt	D	78	0	7	7	296	0	0	467 Jim Anderson	R	7	1	2	3	2	0	0
407 Paul Mulvey	L	11	0	7	7	50	0	0	468 Shane Churla	L	11	1	2	3	37	0	0
408 Gary Croteau	R	14	5	1	6	6	3	0	469 Steve Clippingdale	L	16	1	2	3	9	0	0
409 Doug Volmar	R	21	4	2	6	16	0	0	470 Glen Currie	C	19	1	2	3	9	1	0
410 Brent Grieve	L	18	4	2	6	15	0	0	471 Larry Hillman	D	22	1	2	3	11	0	0
411 Tobias Rieder	L	20	4	2	6	0	0	0	472 Billy Inglis	C	22	1	2	3	0	0	0
412 Craig Duncanson	R	28	3	3	6	45	0	0	473 Steve Larouche	C	7	1	2	3	4	1	0
413 Kevin LaVallee	L	19	3	3	6	2	0	0	474 Michael Mersch	L	17	1	2	3	0	0	0
414 Dominic Lavoie	D	8	3	3	6	2	2	0	475 Nick Beverley	D	7	0	3	3	0	0	0
415 David Morrison	R	31	3	3	6	4	0	0	476 Garry Monahan	L	21	0	3	3	12	0	0
416 Kevin Brown	R	30	3	3	6	22	0	0	477 Dmitry Yushkevich	D	42	0	3	3	24	0	0
417 Francis Breault	R	27	2	4	6	42	0	0	478 Jerred Smithson	C	30	0	3	3	25	0	0
418 Phil Hoenle	L	37	2	4	6	22	0	1	479 Denis Grebeshkov	D	12	0	3	3	12	0	0
419 Richard Martin	L	4	2	4	6	2	1	0	480 Keaton Ellerby	D	35	0	3	3	16	0	0
420 Matt Frattin	R	40	2	4	6	11	1	0	481 Austin Strand	D	21	0	3	3	8	0	0
421 Denis Tsygurov	D	39	1	5	6	33	1	0	482 Fred Barrett	D	15	2	0	2	8	0	0
422 John Tripp	R	34	1	5	6	33	0	0	483 Ken Belanger	L	52	2	0	2	109	0	0
423 Wayne McBean	D	60	0	6	6	49	0	0	484 Martin Strbak	D	5	2	0	2	8	0	0
424 Len Hachborn	C	24	4	1	5	2	1	0	485 Dan Currie	L	5	1	1	2	0	0	0
425 Kris Versteeg	R	14	4	1	5	9	0	0	486 Jim Paek	D	18	1	1	2	10	0	0
426 Stu Grimson	L	72	3	2	5	235	0	0	487 Al Sies	D	9	1	1	2	16	0	0
427 Freddy Modin	L	20	3	2	5	14	2	0	488 Patrice Tardif	C	15	1	1	2	37	1	0

KINGS ALL-TIME SCORING

Player	POS	GP	G	A	PTS	PIM	PPG	SHG	Player	POS	GP	G	A	PTS	PIM	PPG	SHG
489 Rob Valicevic	R	17	1	1	2	8	0	0	550 Sean Pronger	C	13	0	1	1	4	0	0
490 Adam Mair	C	28	1	1	2	63	0	0	551 Anson Carter	R	15	0	1	1	0	0	0
491 Brandon Segal	R	25	1	1	2	20	0	0	552 Jason Podollan	C	7	0	1	1	7	0	0
492 Matt Ellis	L	19	1	1	2	14	0	1	553 Maxim Kuznetsov	D	19	0	1	1	20	0	0
493 Daniel Carcillo	L	26	1	1	2	57	0	0	554 Bryan Muir	D	2	0	1	1	2	0	0
494 Christian Wolanin	D	11	1	1	2	4	0	0	555 Jason Ward	R	7	0	1	1	4	0	0
495 Dennis Abgrall	R	13	0	2	2	4	0	0	556 Brooks Laich	C	12	0	1	1	6	0	0
496 Dave Babych	D	8	0	2	2	2	0	0	557 Jeff Schultz	D	10	0	1	1	4	0	0
497 Rene Chapdelaine	D	32	0	2	2	32	0	0	558 Matt Ryan	C	12	0	1	1	2	0	0
498 Peter Dineen	D	11	0	2	2	8	0	0	559 Troy Stecher	D	13	0	1	1	4	0	0
499 Jim Murray	D	30	0	2	2	14	0	0	560 Zack MacEwen	C	10	0	1	1	12	0	0
500 Steve Richmond	D	9	0	2	2	26	0	0	561 Blair Barnes	R	1	0	0	0	0	0	0
501 Arto Blomsten	D	6	0	2	2	0	0	0	562 Rick Blight	R	2	0	0	0	2	0	0
502 Chris McAlpine	D	21	0	2	2	24	0	0	563 Rob Brown	R	2	0	0	0	0	0	0
503 Sean Whyte	R	21	0	2	2	12	0	0	564 Marc Dufour	R	2	0	0	0	0	0	0
504 Philip Crowe	R	31	0	2	2	77	0	0	565 Larry Carriere	D	2	0	0	0	0	0	0
505 Marty Murray	C	19	0	2	2	4	0	0	566 Gerry Foley	R	1	0	0	0	0	0	0
506 Chris Schmidt	C	10	0	2	2	5	0	0	567 Donald Dufresne	D	9	0	0	0	10	0	0
507 Jeff Halpern	C	16	0	2	2	12	0	0	568 Marc Fortier	C	6	0	0	0	5	0	0
508 Rich Clune	L	14	0	2	2	26	0	0	569 Dave Gans	C	6	0	0	0	2	0	0
509 Brayden Schenn	C	9	0	2	2	0	0	0	570 Larry Johnston	D	4	0	0	0	4	0	0
510 Vladimir Tkachev	L	4	0	2	2	2	0	0	571 John Gibson	C	10	0	0	0	39	0	0
511 Jacob Moverare	D	21	0	2	2	2	0	0	572 Bob Gladney	D	1	0	0	0	2	0	0
512 Daniel Brickley	D	5	0	2	2	0	0	0	573 Rick Hayward	D	4	0	0	0	5	0	0
513 Brandt Clarke	D	9	0	2	2	6	0	0	574 Jim Moxey	R	1	0	0	0	2	0	0
514 Brian Carlin	L	5	1	0	1	0	0	0	575 Jim Hofferod	D	1	0	0	0	2	0	0
515 Pierre Giroux	C	6	1	0	1	17	0	0	576 Poul Popiel	D	1	0	0	0	0	0	0
516 Dan Gratton	C	7	1	0	1	5	0	0	577 Dean Jenkins	R	5	0	0	0	2	0	0
517 Viktor Nechayev	C	3	1	0	1	0	0	0	578 Robert Logan	R	4	0	0	0	0	0	0
518 Bob Laforest	R	5	1	0	1	2	1	0	579 Bobby Sheehan	C	4	0	0	0	2	0	0
519 Don Luce	C	10	1	0	1	2	0	0	580 Mike Marson	R	3	0	0	0	5	0	0
520 Billy O'Dwyer	C	18	1	0	1	15	0	0	581 Jim Witherspoon	D	2	0	0	0	2	0	0
521 Gord Walker	L	12	1	0	1	2	0	0	582 Dave Pasin	R	5	0	0	0	0	0	0
522 Russell Walker	R	17	1	0	1	41	0	0	583 Kevin Shameshorn	R	5	0	0	0	4	0	0
523 Paul Di Pietro	C	6	1	0	1	6	0	0	584 Steve Seguin	R	5	0	0	0	9	0	0
524 Keith Redmond	L	12	1	0	1	20	0	0	585 Steven Short	L	5	0	0	0	2	0	0
525 Jan Nemecek	D	7	1	0	1	4	0	0	586 Dennis Smith	D	4	0	0	0	4	0	0
526 Alyn McCauley	C	10	1	0	1	2	0	0	587 Dave Thominson	L	8	0	0	0	21	0	0
527 Jason Morgan	C	14	1	0	1	4	0	0	588 Dean Turner	D	3	0	0	0	4	0	0
528 Kip Brennan	L	41	1	0	1	158	0	0	589 Don Waddell	C	1	0	0	0	0	0	0
529 Ryan Flinn	L	31	1	0	1	84	0	0	590 Ted Donato	L	2	0	0	0	2	0	0
530 Petr Kanko	R	10	1	0	1	0	0	0	591 Bill Huard	L	1	0	0	0	2	0	0
531 Brady Murray	L	4	1	0	1	6	0	0	592 Jon Klemm	D	22	0	0	0	10	0	0
532 Corey Elkins	C	3	1	0	1	0	0	0	593 Chris Marinucci	C	1	0	0	0	0	0	0
533 Nikita Scherbak	R	8	1	0	1	2	0	0	594 Shawn McCosh	C	4	0	0	0	4	0	0
534 Dan Brennan	L	8	0	1	1	9	0	0	595 Thomas Semchuk	R	1	0	0	0	2	0	0
535 Jim Brown	D	3	0	1	1	5	0	0	596 Darryl Williams	R	2	0	0	0	10	0	0
536 Bart Crashley	D	4	0	1	1	6	0	0	597 Eric Lavigne	D	1	0	0	0	0	0	0
537 Scott Garland	C	6	0	1	1	24	0	0	598 Rich Brennan	D	2	0	0	0	0	0	0
538 Eric Germain	D	4	0	1	1	13	0	0	599 Brandon Convery	C	3	0	0	0	4	0	0
539 Gilles Hamel	L	11	0	1	1	2	0	0	600 Justin Hocking	D	1	0	0	0	0	0	0
540 Mike Heidt	D	6	0	1	1	7	0	0	601 Ruslan Batyrshin	D	2	0	0	0	6	0	0
541 Peter Helander	D	7	0	1	1	0	0	0	602 Derek Bekar	C	6	0	0	0	4	0	0
542 Bill Mikkelsen	D	15	0	1	1	6	0	0	603 Tim Jackman	R	5	0	0	0	10	0	0
543 Denis Larocque	D	8	0	1	1	18	0	0	604 Richard Petiot	D	2	0	0	0	2	0	0
544 Jim Stanfield	C	7	0	1	1	0	0	0	605 Shay Stephenson	L	2	0	0	0	0	0	0
545 Rob Murphy	C	8	0	1	1	22	0	0	606 David Van Der Gulik	L	1	0	0	0	0	0	0
546 Marc Potvin	R	23	0	1	1	87	0	0	607 Connor James	L	2	0	0	0	0	0	0
547 Ilkka Sinisalo	R	10	0	1	1	4	0	0	608 Jeff Tambellini	L	4	0	0	0	2	0	0
548 Allan Tuer	D	45	0	1	1	150	0	0	609 Lauri Tukonen	R	5	0	0	0	0	0	0
549 Bob Jay	D	3	0	1	1	0	0	0	610 Marc-Andre Cliche	C	1	0	0	0	0	0	0

KINGS ALL-TIME SCORING

Player	POS	GP	G	A	PTS	PIM	PPG	SHG
611 Gabe Gauthier	L	8	0	0	0	2	0	0
612 Joe Piskula	D	5	0	0	0	6	0	0
613 Andrew Campbell	D	3	0	0	0	0	0	0
614 Mark Alt	D	2	0	0	0	2	0	0
615 Jordan Weal	C	10	0	0	0	2	0	0
616 Andrew Crescenzi	C	2	0	0	0	2	0	0
617 T.J. Tynan	C	2	0	0	0	0	0	0
618 Tim Schaller	L	2	0	0	0	0	0	0
619 Justin Auger	R	2	0	0	0	0	0	0
620 Drake Rymsha	C	1	0	0	0	0	0	0
621 Sheldon Rempal	R	7	0	0	0	0	0	0
622 Alex Turcotte	C	12	0	0	0	7	0	0

KINGS ALL-TIME GOALTENDER STATISTICS

	GOALIE	GP	MIN	W	L	OT	GA	SO	SA	S%	GAA	G	A	PIM
1	Quick, Jonathan	743	43,215	370	275	82	1,772	57	19,960	.911	2.46	0	20	66
2	Vachon, Rogie	389	22,875	171	148	66	1,091	32	11,058	.901	2.86	0	3	14
3	Hrudey, Kelly	360	20,474	145	135	55	1,185	10	11,336	.895	3.47	0	8	66
4	Lessard, Mario	240	13,493	92	97	39	844	9	6,714	.874	3.75	0	6	30
5	Storr, Jamie	205	10,851	85	78	21	456	16	5,055	.910	2.52	0	3	26
6	Fiset, Stephane	200	11,292	80	85	22	532	10	5,692	.907	2.83	0	3	18
7	Edwards, Gary	155	8,785	54	68	22	497	7	4,499	.889	3.39	0	1	14
8	Potvin, Felix	136	7,848	61	52	16	308	14	3,244	.905	2.35	0	4	25
9	Melanson, Roland	119	6,816	40	58	14	469	3	3,569	.869	4.13	0	7	50
10	Desjardins, Gerry	104	5,944	26	58	14	348	7	3,246	.893	3.51	0	1	20
11	Janecky, Bob	103	5,876	42	44	12	407	2	3,041	.866	4.16	0	4	44
12	Petersen, Cal	101	5,835	44	42	10	284	4	2,978	.905	2.92	0	1	2
13	Garon, Mathieu	95	5,225	44	36	9	264	6	2,587	.898	3.03	0	4	14
14	LaBarbera, Jason	93	4,849	33	40	8	237	4	2,468	.904	2.93	0	1	4
15	Dafoe, Byron	87	4,829	27	41	13	284	1	2,717	.895	3.53	0	0	6
16	Dejordy, Denis	86	4,807	23	45	15	299	1	2,686	.889	3.73	0	0	0
17	Eliot, Darren	83	4,691	24	41	11	358	1	2,392	.850	4.58	0	2	22
18	Healy, Glenn	83	4,615	37	37	3	333	1	2,538	.869	4.33	0	3	34
19	Rutledge, Wayne	82	4,318	28	38	7	242	2	2,244	.892	3.36	0	0	11
20	Grahame, Ron	66	3,701	23	32	7	262	2	1,965	.867	4.25	0	2	8
21	Bernier, Jonathan	62	3,460	29	20	6	136	6	1,553	.912	2.36	0	2	0
22	Laskoski, Gary	59	2,939	19	27	5	228	0	1,528	.851	4.65	0	1	6
23	Budaj, Peter	57	3,163	28	21	3	117	7	1,347	.913	2.22	0	1	0
24	Campbell, Jack	57	3,081	20	24	5	129	2	1,567	.918	2.51	0	1	0
25	Berthiaume, Daniel	56	3,099	27	21	5	183	1	1,627	.887	3.54	0	0	10
26	Stauber, Robb	56	2,978	19	20	9	189	1	1,742	.891	3.81	0	2	22
27	Keans, Doug	56	2,746	13	18	13	187	0	1,372	.864	4.09	0	1	7
28	Ersberg, Erik	53	2,827	18	19	10	120	2	1,337	.910	2.55	0	0	2
29	Huet, Cristobal	53	2,740	14	20	11	110	4	1,202	.908	2.41	0	0	4
30	Cechmanek, Roman	49	2,701	18	21	6	113	5	1,198	.906	2.51	0	0	2
31	Blake, Mike	40	2,112	13	15	5	150	0	1,132	.867	4.26	0	1	6
32	Mattsson, Markus	38	1,992	12	13	6	144	2	982	.853	4.34	0	2	2
33	Copley, Phoenix	37	2,089	24	6	3	92	1	947	.903	2.64	0	1	1
34	Sawchuk, Terry	36	1,934	10	17	5	99	2	912	.891	3.07	0	0	0
35	Jones, Martin	34	1,870	16	11	2	62	7	807	.923	1.99	0	2	0
36	Cloutier, Dan	33	1,770	8	18	3	113	0	855	.868	3.83	0	1	23
37	Gosselin, Mario	26	1,226	7	11	1	79	0	583	.864	3.87	0	0	0
38	Norris, Jack	25	1,305	7	11	2	85	0	762	.888	3.91	0	0	0
39	Burke, Sean	23	1,310	6	10	5	68	1	687	.901	3.11	0	1	4
40	Baron, Marco	21	1,206	3	14	4	87	0	628	.861	4.33	0	2	10
41	Kuemper, Darcy	19	999	10	1	3	35	3	516	.932	2.10	0	1	0
42	Scrivens, Ben	19	975	7	5	4	32	3	464	.931	1.97	0	1	0
43	Aubin, Jean-Sebastien	19	828	5	6	1	44	0	385	.886	3.19	0	0	0
44	Simmons, Gary	18	929	3	9	3	60	0	454	.868	3.88	0	0	8
45	Fitzpatrick, Mark	17	957	6	7	3	64	0	563	.886	4.01	0	1	2
46	Legace, Manny	17	899	2	9	2	39	0	439	.911	2.60	0	1	0
47	Enroth, Jhonas	16	856	7	5	1	31	2	398	.922	2.17	0	0	0
48	Passmore, Steve	14	718	3	8	1	37	1	310	.881	3.09	0	0	0
49	Knickle, Rick	14	706	7	6	0	44	0	363	.879	3.74	0	0	2
50	Fuhr, Grant	14	698	1	7	3	47	0	379	.876	4.04	0	0	2
51	Zatkoff, Jeff	13	550	2	7	1	27	0	223	.879	2.94	0	0	0
52	Scott, Ron	12	654	5	6	0	40	0	319	.875	3.67	0	0	2
53	Chabot, Frederic	12	554	3	3	2	29	0	267	.891	3.14	0	0	0
54	Brust, Barry	11	486	2	4	1	30	0	245	.877	3.70	0	0	0
55	Korpisalo, Joonas	11	621	7	3	1	22	1	280	.921	2.13	0	0	0
56	Rutherford, Jim	10	560	6	3	0	53	0	303	.825	5.68	0	1	0
57	Bishop, Ben	7	410	2	3	2	17	0	170	.900	2.49	0	0	2
58	Weeks, Steve	7	252	1	3	0	17	0	136	.875	4.04	0	1	0
59	Smith, Billy	5	300	1	3	1	23	0	178	.871	4.60	0	0	5
60	Jensen, Al	5	299	1	4	0	27	0	153	.824	5.42	0	1	0
61	Goverde, Dave	5	278	1	4	0	29	0	151	.808	6.25	0	1	0
62	Cousineau, Marcel	5	171	1	1	0	6	0	64	.906	2.11	0	0	0
63	Caron, Jacques	4	200	0	3	0	13	0	105	.876	3.90	0	0	0
64	Fukufuji, Yutaka	4	96	0	3	0	7	0	43	.837	4.37	0	0	0
65	Bach, Ryan	3	108	0	3	0	8	0	66	.879	4.45	0	0	0
66	Hnilicka, Milan	2	80	0	1	0	5	0	42	.881	3.76	0	0	0
67	Sparks, Garret	2	97	1	1	0	3	0	47	.936	1.85	0	0	0
68	Pageau, Paul	1	60	0	1	0	8	0	34	.765	8.00	0	0	0
69	Bergeron, J.C.	1	56	0	1	0	4	0	35	.886	4.30	0	0	0
70	Hauser, Adam	1	51	0	0	0	6	0	24	.750	7.06	0	0	0
71	Jaks, Pauli	1	40	0	0	0	2	0	25	.920	3.00	0	0	0
72	Scott, Travis	1	25	0	0	0	3	0	10	.700	7.20	0	0	0
73	Taylor, Daniel	1	20	0	0	0	2	0	10	.800	6.00	0	0	0
74	Chouinard, Mathieu	1	3	0	0	0	0	0	2	1.000	0.00	0	0	0

*Team shutouts include a shared shutout by Keans and Lessard vs. Boston on February 20, 1980 (3-0) and a shared shutout by Fiset and Legace at New Jersey on October 28, 1998 (4-0).

KINGS ALL-TIME ROSTER

PLAYER	POS	YEARS	UNI #	PLAYER	POS	YEARS	UNI #
A				Bozek, Steve	LW	1981-83	26
Abgrall, Dennis	RW	1975-76	21	Breault, Frank	RW	1990-93	24
Ahola, Peter	D	1991-93	26	Brennan, Dan	LW	1983-84; 1985-86	25
Allison, Jason	C	2001-04	41	Brennan, Kip	LW	2001-04	37
Allison, Mike	C	1987-90	10	Brennan, Rich	D	2000-01	26
Alt, Mark	D	2020-21	5	Brickley, Daniel	D	2017-19	78
Amadio, Dave	D	1967-69	5, 3	Brodzinski, Jonny	RW	2016-19	76, 17, 76
Amadio, Michael	C	2017-21	52, 10	Broten, Neal	C	1996-97	10
Anderson, Jim	LW	1967-68	22	Brown, Dustin	RW	2003-21	23
Anderson, Mikey	D	2019-Pres.	44	Brown, Jim	D	1982-83	2
Anderson, Ron	RW	1968-69	20	Brown, Kevin	RW	1994-96	8, 7
Anderson, Russ	D	1983-85	4	Brown, Larry	D	1972-78	3
Anderson-Dolan, Jaret	C	2018-Pres.	28	Brown, Rob	RW	1994-95	9
Andersson, Lias	C	2020-23	24, 17	Brust, Barry	G	2006-07	32
Andreoff, Andy	LW	2014-18	15	Buchberger, Kelly	LW	1999-02	9
Apps Jr., Syl	C	1977-80	14	Budaj, Peter	G	2015-17; 2018-19	31
Armstrong, Derek	C	2002-09	32, 7	Burke, Sean	G	2006-07	1
Arvidsson, Viktor	LW	2021-Pres.	33	Burrige, Randy	LW	1994-95	44
Athanasiou, Andreas	LW	2020-21	22	Buskas, Rod	D	1990-92	77
Aubin, Jean-Sebastien	G	2007-08	37	Byers, Mike	RW	1970-72	24, 12
Audette, Donald	RW	1998-00	34, 10	Byfield, Quinton	C	2020-Pres.	55
Auger, Justin	RW	2017-18	79	Bylsma, Dan	LW	1995-00	42
Aulin, Jared	C	2002-03	31	C			
Avery, Sean	LW	2002-07	19	Cahan, Larry	D	1968-71	14, 3
B				Calder, Kyle	LW	2007-09	19
Babych, Dave	D	1998-99	44	Cammalleri, Michael	LW	2002-08; 2017-18	13, 14
Bach, Ryan	G	1998-99	31	Campbell, Andrew	D	2013-14	81
Backstrom, Ralph	C	1970-73	9	Campbell, Bryan	C	1967-70 22	12, 7, 11,
Barnes, Blair	RW	1982-83	14	Campbell, Jack	G	2016-20	1, 36
Barney, Scott	RW	2002-04	62	Carcillo, Daniel	LW	2013-14	17
Baron, Marco	G	1983-84	31	Carlin, Brian	LW	1971-72	12
Barrett, Fred	D	1983-84	28	Carlson, Steve	C	1979-80	10
Barrie, Doug	D	1971-72	3	Caron, Jacques	G	1967-69	30, 1
Barrie, Len	C	1999-00	19	Carpenter, Bob	C	1986-89	21, 11
Batyrshin, Ruslan	D	1995-96	45	Carr, Gene	C	1973-78	12
Baumgartner, Ken	LW	1987-90	22	Carriere, Larry	D	1977-78	25
Beck, Barry	D	1989-90	21	Carson, Jimmy	C	1986-88; 1992-94	17, 12
Bednar, Jaroslav	LW	2001-03	7, 27	Carter, Anson	RW	2003-04	11
Bekar, Derek	RW	2002-03	58	Carter, Jeff	C	2011-21	77
Belanger, Eric	C	2000-06	25	Cechmanek, Roman	G	2003-04	32
Belanger, Ken	LW	2001-06	12, 77	Chabot, Frederic	G	1997-98	31
Benning, Brian	D	1989-92	2	Chapdelaine, Rene	D	1990-93	63, 8
Berg, Aki	D	1995-98; 1999-01	5	Chartrand, Brad	LW	1999-04	29
Bergeron, J.C.	G	1996-97	32	Chartraw, Rick	D	1980-83	2,27
Bernier, Jonathan	G	2007-08; 2009-13	45	Chorney, Marc	D	1983-84	3
Bernier, Serge	RW	1971-73	21	Chouinard, Mathieu	G	2003-04	46
Berry, Bob	LW	1970-77	18	Christoff, Steve	RW	1983-84	12
Berthiaume, Daniel	G	1990-92	36	Churla, Shane	RW	1995-96	72, 11
Beverley, Nick	D	1978-79	23	Chychrun, Jeff	D	1991-92; 1992-93	6
Bishop, Ben	G	2016-17	31	Clague, Kale	D	2019-21	34
Bjornfot, Tobias	D	2019-Pres.	33, 7	Clarke, Brandt	D	2022-Pres.	92
Bjugstad, Scott	LW	1989-92	8	Clarke, Noah	RW	2003-07	39, 25
Blake, Jason	C	1998-01	11	Cliche, Marc-Andre	C	2009-10	67
Blake, Mike	G	1981-84	29, 30, 31	Clifford, Kyle	LW	2010-20	13
Blake, Rob	D	1989-01; 2006-08	4	Clippingdale, Steve	LW	1976-77	15
Blight, Rick	RW	1982-83	21	Cloutier, Dan	G	2006-08	39
Blomsten, Arto	D	1994-96	35	Clune, Rich	LW	2009-10	56
Bodger, Doug	D	1998-99	8	Coffey, Paul	D	1991-93	77
Bonar, Dan	C	1980-83	8, 44	Conacher, Pat	C	1992-96	15
Boucher, Philippe	D	1994-02	26, 28, 43				
Bourne, Bob	C	1986-88	14				
Boyle, Brian	C	2007-09	22				

KINGS ALL-TIME ROSTER

PLAYER	POS	YEARS	UNI #	PLAYER	POS	YEARS	UNI #
Conroy, Craig	C	2005-07	22	Emerson, Nelson	RW	1999-02	17, 7, 19
Convey, Brandon	C	1998-99	11	Engblom, Brian	D	1983-86	5
Copley, Phoenix	G	2022-Pres.	29	English, John	D	1987-88	26
Corbett, Mike*	RW	1967-68	22	Englund, Andreas	D	2023-Pres.	5
Corkum, Bob	C	1999-01	17, 19	Enroth, Jhonas	G	2015-16	1
Corrigan, Mike	RW	1967-68; 1969-70; 1971-76	19, 17, 11	Erickson, Bryan	RW	1985-88	15
Corvo, Joe	D	2002-06	26, 27, 6	Ersberg, Erik	G	2007-10	31
Courtnall, Russ	RW	1997-99	19	Evans, Daryl	RW	1981-85	15
Cousineau, Marcel	G	1999-00	34	F			
Couturier, Sylvain	C	1988-92	12	Fantenberg, Oscar	D	2017-19	7
Cowan, Jeff	LW	2003-07	8, 15	Fagemo, Samuel	LW	2021-23	68
Cowie, Rob	D	1994-96	77	Fenton, Paul	LW	1987-89	8
Crashley, Bart	D	1975-76	2	Ferraro, Ray	C	1995-99	20, 26
Crescenzi, Andrew	C	2017-18	47	Fiala, Kevin	LW	2022-Pres.	22
Crossman, Doug	D	1988-89	4	Finn, Steven	D	1995-97	29
Croteau, Gary	LW	1968-70	23, 11	Fiset, Stephane	G	1996-01	35
Crowder, Keith	RW	1989-90	23	Fitzpatrick, Mark	G	1988-89	29
Crowder, Troy	RW	1994-96	55	Flett, Bill	RW	1967-72	17, 9
Crowe, Phil	LW	1993-94	23	Flinn, Ryan	LW	2001-06	49
Currie, Dan	LW	1993-94	37	Foley, Gerry	RW	1968-69	22
Currie, Glen	C	1985-86; 1987-88	21, 22	Folin, Christian	D	2017-18	5
Curtis, Paul	D	1970-73	6	Forbort, Derek	D	2015-20	7, 24
D				Fortier, Marc	C	1992-93	8, 26
Dafoe, Byron	G	1995-96	31, 34	Fox, Jim	RW	1980-90	19, 4
Dallman, Kevin	D	2006-08	38	Fraser, Colin	C	2011-14	24
Danault, Phillip	C	2021-Pres.	24	Fratton, Matt	RW	2013-14	21
Deadmarsh, Adam	RW	2001-04	28	Frk, Martin	RW	2019-21	29
Degray, Dale	D	1988-89	24	Frolov, Alexander	LW	2002-10	24
Dejordy, Denis	G	1969-72	30	Fuhr, Grant	G	1994-95	31
DeMarco, Ab	D	1975-77	2	Fukufuji, Yutaka	G	2006-07	33
Demitra, Pavol	RW	2005-06	38	G			
Dempsey, Nathan	D	2005-06	10	Gaborik, Marian	RW	2013-18	12
Desjardins, Gerry	G	1968-70	30	Gagne, Simon	LW	2011-13	12
Dineen, Peter	D	1986-87	25, 21	Galley, Garry	D	1984-87; 1997-00	3
Dionne, Marcel	C	1975-87	16	Gans, Dave	C	1982-83; 1985-86	15
DiPietro, Paul	C	1996-97	37	Garland, Scott	C	1978-79	20
Donato, Ted	LW	2001-02	15	Garon, Mathieu	G	2005-07	31
Donnelly, Mike	LW	1990-95	23, 11	Gauthier, Denis	D	2008-09	21
Doughty, Drew	D	2008-21	8	Gauthier, Gabe	C	2006-08	37, 52
Dowd, Nic	C	2015-18	67, 26	Gavrikov, Vladislav	D	2023-Pres.	84
Drewiske, Davis	D	2008-13	44	Germain, Eric	D	1987-88	4
Druce, John	RW	1993-96	19	Gibbs, Barry	D	1979-80	23
Duchesne, Steve	D	1986-91; 1998-99	28	Gibson, John	D	1980-82	27, 28
Dubois, Pierre-Luc	LW	2023-Pres.	80	Gilbert, Tom	D	2016-17	14
Duff, Dick	LW	1969-71	7	Gilhen, Randy	C	1991-92	15
Dufour, Marc	RW	1968-69	22	Giroux, Pierre	C	1982-83	22
Dufresne, Donald	D	1993-94	29	Giuliano, Jeff	C	2005-06, 2007-08	53, 29
Duguay, Ron	RW	1987-89	44	Gladney, Bob	D	1982-83	2
Duncanson, Craig	LW	1985-90	25, 12, 26	Gleason, Tim	D	2003-06	42
Durzi, Sean	D	2022-23	50	Glennie, Brian	D	1978-79	4, 24
E				Goldup, Glenn	LW	1976-82	21
Edestrand, Darryl	D	1977-79	25	Goring, Butch	C	1969-80	19
Edler, Alexander	D	2021-23	2	Gosselin, Mario	G	1989-90	31
Edwards, Gary	G	1971-77	1	Goverde, Dave	G	1991-94	43
Ehrhoff, Christian	D	2015-16	10	Grahame, Ron	G	1978-81	30
Elik, Todd	C	1989-91	6	Granato, Tony	LW	1989-96	14, 21
Eliot, Darren	G	1984-87	35	Grant, Danny	RW	1977-79	15
Elkins, Corey	C	2009-10	47	Gratton, Dan	LW	1987-88	38, 32
Ellerby, Keaton	D	2012-13	5	Gravel, Kevin	D	2015-18	53
Ellis, Matt	LW	2007-08	8	Gray, Terry	RW	1967-68	7
Eloranta, Mikko	LW	2001-03	42	Grebeskkov, Denis	D	2003-06	38, 37
				Green, Josh	LW	1998-99	47, 21

KINGS ALL-TIME ROSTER

PLAYER	POS	YEARS	UNI #	PLAYER	POS	YEARS	UNI #
Greene, Matt	D	2008-17	2				
Grenier, Lucien	RW	1970-72	14	Iafallo, Alex	LW	2017-23	19
Gretzky, Wayne	C	1988-96	99	Iginla, Jarome	RW	2016-17	88
Grieve, Brent	LW	1996-97	41	Inglis, Billy	C	1967-69	22
Grimson, Stu	LW	2000-01	32	Irvine, Ted	LW	1967-70	15
Grosenick, Troy	G	2020-21	1	Isaksson, Ulf	LW	1982-83	28
Gruhl, Scott	LW	1981-83	9, 21, 10, 14	Ivanans, Raitis	LW	2006-10	41
Grundstrom, Carl	RW	2018-Pres.	38, 91				
Guay, Paul	RW	1985-89	12, 8, 12				
	H						
Hachborn, Len	C	1985-86	14	Jackman, Tim	RW	2006-07	43
Hagelin, Carl	LW	2018-19	62	Jaks, Pauli	G	1994-95	36
Hakansson, Anders	LW	1983-86	21	James, Connor	C	2005-06	56
Halkidis, Bob	D	1989-91	22	Janecyk, Bob	G	1984-89	1
Halpern, Jeff	C	2009-10	22	Jarvis, Wes	C	1983-84	26
Halward, Doug	D	1978-81	3	Jay, Bob	D	1993-94	50
Hamel, Gilles	LW	1988-89	8	Jenkins, Dean	RW	1983-84	22
Hammond, Ken	D	1984-88	2, 6, 4, 3, 39	Jensen, Al	G	1986-87	29
Hampton, Rick	D	1978-80	27	Jensen, Steve	LW	1978-82	22
Handzus, Michal	C	2007-11	26	Johansen, Trevor	D	1981-82	2
Hangsleben, Al	LW	1981-82	9	Johnson, Craig	LW	1995-03	23
Hardy, Mark	D	1979-88;		Johnson, Jack	D	2006-12	33, 3
		1992-94	26, 20, 25, 5, 24	Johnson, Jim	C	1971-72	8
Harper, Terry	D	1972-75	2	Johnson, Matt	LW	1994-99	34, 17
Harris, Billy	RW	1979-82;		Johnston, Larry	D	1967-68	5
		1983-84	9, 14	Jokinen, Jussi	LW	2017-18	36
Harrold, Peter	D/F	2006-11	49, 5	Jokinen, Olli	C	1997-99	21, 12
Hauser, Adam	G	2005-06	45	Jones, Brad	LW	1990-91	47
Hayward, Rick	D	1990-91	46	Jones, Martin	G	2013-15	31
Healy, Glenn	G	1985-89	29, 35	Jones, Randy	D	2009-10	12
Heaslip, Mark	RW	1978-79	26	Joyal, Eddie	C	1967-72	16
Heidt, Mike	D	1983-84	28				
Heinze, Steve	RW	2001-03	57	K			
Helander, Peter	D	1982-83	3	Kaberle, Frantisek	D	1999-00	2
Heward, Jamie	D	2006-07	6	Kaliyev, Arthur	LW	2020-Pres.	52, 34
Hextall, Dennis	LW	1969-70	12	Kanko, Petr	RW	2005-06	48
Hicke, Ernie	LW	1977-78	9	Kannegiesser, Sheldon	D	1973-77	6
Hiller, Jim	RW	1992-93	27	Karalahti, Jere	D	1999-02	8
Hillman, Larry	D	1971-72	3	Karjalainen, Kyosti	RW	1991-92	14
Hnilicka, Milan	G	2003-04	1	Kasper, Steve	C	1988-91	11
Hocking, Justin	D	1993-94	51	Keans, Doug	G	1979-83	31, 30
Hoene, Phil	LW	1972-75	14, 21	Kelly, John Paul	LW	1979-86	17
Hofford, Jim	D	1988-89	14	Kelly, Steve	C	2000-04	11
Hoganson, Dale	D	1969-72	4, 2	Kempe, Adrian	LW/C	2016-Pres.	39, 9
Holland, Jason	D	2001-04	53	Kennedy, Dean	D	1982-89;	
Holmes, Warren	C	1981-84	28, 22			1988-89	6
Holt, Randy	D	1978-80	23, 4	Khristich, Dimitri	LW	1995-97	8
Hopkins, Dean	RW	1979-83	12	Kilrea, Brian	C	1967-68	19
Houda, Doug	D	1993-94	6	King, Dwight	LW	2010-17	74
Houston, Ken	RW	1983-84	25	Klatt, Trent	RW	2003-04	26
Howell, Harry	D	1970-73	25, 5	Klemm, Jon	D/RW	2007-08	25
Howse, Don	LW	1979-80	20, 25	Klima, Petr	LW	1996-97	83
Hrudey, Kelly	G	1988-96	32	Knickle, Rick	G	1992-94	1
Huard, Bill	LW	1999-00	28	Komadovski, Neil	D	1972-78	24, 23
Huddy, Charlie	D	1991-95	22	Kontos, Chris	RW	1987-89	33, 15
Huet, Cristobal	G	2002-04	35	Kopitar, Anze	C	2006-Pres.	11
Hughes, Brent	D	1967-70	4, 5	Korab, Jerry	D	1979-83	5, 4
Hughes, Howie	RW	1967-70	10	Korpisalo, Joonas	G	2023	70
Hunter, Trent	RW	2011-12	47	Kostopoulos, Tom	RW	2005-07	29
Hutchison, Dave	D	1974-78	4	Kovalchuk, Ilya	LW	2018-20	17
Hutton, Ben	D	2019-20	15	Kozak, Don	RW	1972-78	24
				Krake, Skip	C	1968-70	7
				Krushelnyski, Mike	C	1988-91	26
				Kudelski, Bob	RW	1987-93	33, 37
				Kuemper, Darcy	G	2017-18	35
				Kupari, Rasmus	C	2020-23	89
				Kurri, Jari	RW	1991-96	17

KINGS ALL-TIME ROSTER

PLAYER	POS	YEARS	UNI #	PLAYER	POS	YEARS	UNI #
Kuznetsov, Maxim	D	2002-04	6	Marson, Mike	LW	1979-80	9
				Martin, Rick	LW	1980-82	10
				Martinez, Alec	D	2009-20	53, 27
L				Mattsson, Markus	G	1982-84	30
LaBarbera, Jason	G	2005-06, 2007-09	35	McAlpine, Chris	D	2002-03	38
Labossiere, Gord	C	1967-71	20, 12, 9	McBain, Jamie	D	2014-16	5
Lacroix, Eric	LW	1994-96; 1998-99	28, 29	McBeane, Wayne	D	1987-89	21
LaDue, Paul	D	2016-20	38, 2	McCaulley, Alyn	C	2006-07	10
LaFayette, Nathan	C	1995-99	24	McCosh, Shawn	RW	1991-92	50
LaForest, Bob	RW	1983-84	10	McDonough, Al	RW	1970-72	22, 21
Laich, Brooks	C	2017-18	25	McDonough, Hubie	C	1988-90	39
Laidlaw, Tom	D	1986-90	3	McEachern, Shawn	LW	1993-94	51
Lang, Robert	C	1992-96	13	McEwen, Mike	D	1983-84	2
Langevin, Dave	D	1986-87	25	McIntyre, John	C	1990-93	44
Laperriere, Ian	RW/C	1995-04	22	McKenna, Sean	RW	1985-88	10
Lapointe, Rick	D	1984-86	28	McKenna, Steve	LW	1996-00	7
Larocque, Denis	D	1987-88	5	McNabb, Brayden	D	2014-17	3
Larouche, Steve	C	1995-96	20	McReynolds, Brian	C	1993-94	53, 26
Laskoski, Gary	G	1982-84	29	McSorley, Marty	D	1988-93; 1993-96	33
Laughlin, Craig	RW	1987-88	81	Melanson, Roland	G	1985-89	31
LaVallee, Kevin	LW	1983-84	14, 15	Menard, Howie	C	1967-69	19
Lavigne, Eric	D	1994-95	38	Mersch, Michael	LW	2015-16	49
Lavoie, Dominic	D	1993-94	42	Mickey, Larry	RW	1970-71	12
Lecavalier, Vincent	C	2015-16	44	Mikkelson, Bill	D	1971-72	2
Ledyard, Grant	D	1985-88	4	Millen, Corey	C	1991-93	23
Legace, Manny	G	1998-99	32	Miller, Aaron	D	2000-07	3
Leipsic, Brendan	LW	2018-19	14	Miller, Bob	C	1984-85	14
Lemieux, Brendan	LW	2020-23	48	Miller, Jay	LW	1988-92	49, 29
Lemieux, Jacques	D	1967-70	4	Mitchell, Torrey	C	2017-18	71
Lemieux, Real	LW	1967-74	9, 7	Mitchell, Willie	D	2010-14	33
Lessard, Mario	G	1978-84	1	Modin, Fredrik	LW	2009-10	33
Lesuk, Bill	LW	1971-74	16	Modry, Jaroslav	D	1988-97; 1998-04; 2006-08	15, 33, 44
Leveque, Guy	C	1992-94	28	Moger, Sandy	RW	1997-99	45
Lewis, Dave	D	1979-83	26, 25	Mokosak, Carl	LW	1984-85	12
Lewis, Trevor	C	2008-20; 2023-Pres.	61, 22	Moller, Oscar	C	2008-11	9
Liba, Igor	RW	1988-89	23	Monahan, Garry	RW	1969-70	12
Lilja, Andreas	D	2000-03	6	Monahan, Hartland	RW	1977-78	12
Lizotte, Blake	C	2018-Pres.	46	Mongrain, Bob	C	1985-86	23
Lindholm, Mikael	C	1989-90	51	Moore, Trevor	C	2019-Pres.	12
Loach, Lonnie	LW	1992-93	29	Moreau, Ethan	LW	2011-12	17
Logan, Bob	RW	1988-89	17	Morgan, Jason	C	1996-98	52
Loktionov, Andrei	C	2009-12	48, 12, 48	Morrison, Dave	RW	1980-83	26, 21, 10
Long, Barry	D	1972-74	22	Moulson, Matt	LW	2007-09	28, 25
Lonsberry, Ross	LW	1969-72	8	Moverare, Jacob	D	2021-Pres.	57
Luce, Don	C	1980-81	23	Moxey, Jim	RW	1976-77	15
Lucic, Milan	LW	2015-16	17	Muir, Bryan	D	2003-04	2
Luff, Matt	RW	2018-22	64	Mulhern, Richard	D	1978-80	5
Lukowich, Morris	LW	1985-87	10, 12	Mulvey, Paul	LW	1981-82	28
Lundmark, Jamie	C	2006-07	15	Murdoch, Bob	D	1973-79	5
				Murphy, Larry	D	1980-84	5
M				Murphy, Mike	RW	1973-83	7
Maatta, Olli	D	2020-22	6	Murphy, Rob	C	1993-94	8
MacDermid, Kurtis	D	2017-21	56	Murray, Brady	LW	2007-08	15
MacDonald, Lowell	LW	1967-69	11	Murray, Glen	RW	1996-02	27
MacEwen, Zack	RW	2023	17	Murray, Jim	D	1967-68	4
MacLean, Donald	C	1997-98	10	Murray, Marty	C	2006-07	26
MacLellan, Brian	LW	1982-86	27	Muzzin, Jake	D	2010-11; 2012-19	6
Mair, Adam	C	2000-02	24				
Makela, Mikko	RW	1989-90	24	N			
Maloney, Dan	LW	1972-75	17, 27	Nagy, Ladislav	LW	2007-08	47
Manery, Randy	D	1977-80	2	Nechayev, Victor	C	1982-83	10
Marinucci, Chris	C	1996-97	26	Nemecek, Jan	D	1998-00	54
Marotte, Gilles	D	1969-74	4				

KINGS ALL-TIME ROSTER

PLAYER	POS	YEARS	UNI #	PLAYER	POS	YEARS	UNI #
Nevin, Bob	RW	1973-76	9	Regehr, Robyn	D	2012-15	44
Nicholls, Bernie	C	1981-90	15, 10, 9	Reinprecht, Steven	C	1999-01	28
Nolan, Jordan	RW	2011-17	71	Rempal, Sheldon	RW	2018-19	41
Norris, Jack	G	1970-71	1	Richards, Mike	C	2011-15	10
Norstrom, Mattias	D	1995-07	11, 14	Richardson, Brad	C	2008-13	15
Norton, Brad	D	2002-04	63	Richmond, Steve	D	1988-89	42
Nurminen, Kia	LW	1996-97	21	Rieder, Tobias	LW	2017-18	10
O				Rittich, David	G	2023-Pres.	31
O'Donnell, Sean	D	1994-00; 2008-10	6	Robinson, Doug	LW	1967-71	23, 11
O'Dwyer, Billy	C	1983-85	10	Robinson, Larry	D	1989-92	19
Olczyk, Ed	RW/C	1996-97	7	Robitaille, Luc	LW	1986-94; 1997-01; 2003-06	20
O'Sullivan, Patrick	LW	2006-09	12	Robitaille, Randy	C	2001-02	26
P				Rocheffort, Leon	RW	1969-70	25
Paek, Jim	D	1993-94	7	Roenick, Jeremy	C	2005-06	97
Pageau, Paul	G	1980-81	32	Rolfe, Dale	D	1967-70	6
Palffy, Ziggy	RW	1999-04	33	Ronning, Cliff	C	2001-02	7
Palmer, Rob	D	1977-82	6	Rosa, Pavel	RW	1998-00; 2002-04	55
Parrish, Mark	RW	2005-06	37	Rota, Randy	LW	1973-74	25
Parros, George	RW	2005-06	57	Roy, Matt	D	2018-Pres.	3
Parse, Scott	LW	2009-12	63, 21	Ruskowski, Terry	C	1982-85	10, 8
Pasin, Dave	LW	1988-89	14	Rutherford, Jim	G	1980-82	29
Passmore, Steve	G	2000-01	31	Rutledge, Wayne	G	1967-70	1
Paterson, Joe	LW	1985-88	27	Ryan, Joakim	D	2019-20	6
Pearson, Tanner	LW	2012-19	70	Ryan, Matt	C	2005-06	40
Penner, Dustin	LW	2010-13	25	Rychel, Warren	LW	1992-95	10
Perreault, Yanic	C	1994-99	39, 44	Rymsha, Drake	C	2020-21	43
Peters, Jimmy	C	1968-74	8, 18, 12	S			
Petersen, Cal	G	2018-23	40	St. Laurent, Andre	C	1979-82	15
Petiot, Richard	D	2005-06	2	St. Marseille, Frank	RW	1972-77	14, 11
Petit, Michel	D	1994-96	24	Sandstrom, Tomas	RW	1989-94	7
Phair, Lyle	LW	1985-88	11, 27	Sargent, Gary	D	1975-78	22
Phaneuf, Dion	D	2017-19	3	Sawchuk, Terry	G	1967-68	30
Pirnes, Esa	C	2003-04	12	Schaller, Tim	LW	2019-20	59
Piskula, Joe	D	2006-07	22	Schamehorn, Kevin	RW	1980-81	23
Playfair, Larry	D	1985-89	20, 23	Schenn, Brayden	C	2009-11	55, 10
Podollan, Jason	RW	1998-00	28, 37	Schenn, Luke	D	2015-16	52
Ponikarovsky, Alexei	LW	2010-11	27	Scherbak, Nikita	RW	2018-19	21
Popiel, Poul	D	1967-68	3	Schmidt, Chris	C	2002-03	51
Potomski, Barry	LW	1995-97	40	Schneider, Mathieu	D	2000-03	10
Potvin, Felix	G	2000-02	39	Schultz, Dave	LW	1976-78	14
Potvin, Jean	D	1970-72	23, 22	Schultz, Jeff	D	2013-16	55
Potvin, Marc	RW	1992-94	27	Scott, Ron	G	1989-90	1
Prajsler, Petr	D	1987-90	25	Scott, Travis	G	2000-01	45
Preissing, Tom	D	2007-09	42	Scrivens, Ben	G	2013-14	54
Price, Noel	D	1970-71	5	Scruton, Howard	D	1982-83	2
Prokhorkin, Nikolai	LW	2019-20	74	Scuderi, Rob	D	2009-13; 2015-16	7
Pronger, Sean	C	1998-99	29	Segal, Brandon	RW	2009-10	49
Pulford, Bob	LW	1970-72	20	Seguin, Steve	RW	1984-85	22
Purcell, Teddy	RW	2007-10; 2016-17	54, 9	Sekera, Andrej	D	2014-15	
Pushkarev, Konstantin	LW	2005-07	9	Selwood, Brad	D	1979-80	20
Q				Semchuk, Brandy	RW	1992-93	41
Quick, Jonathan	G	2007-23	32	Setoguchi, Devin	RW	2016-17	10
Quincey, Kyle	D	2008-09	27	Shack, Eddie	LW	1969-71	23
Quinn, Dan	C	1994-95	7	Sheehan, Bobby	C	1981-82	15
R				Shevalier, Jeff	LW	1994-95; 1996-97	10, 19
Rasmussen, Erik	LW	2002-03	9, 27	Shore, Nick	C	2014-18	37, 21
Ravlich, Matt	D	1969-71	21	Short, Steve	D	1977-78	26
Redmond, Craig	D	1984-88	2	Shuchuk, Gary	RW	1992-96	14
Redmond, Keith	LW	1993-94	45	Shutt, Steve	LW	1984-85	11
				Sim, Jon	LW	2002-04	43
				Simmer, Charlie	LW	1977-85	26, 11

KINGS ALL-TIME UNIFORM NUMBERS

Listed are players credited with playing at least one regular season or playoff game.

- 1** Troy GROSENICK (3/21-5/21); Jack CAMPBELL (10/16-4/18); Jhonas ENROTH (10/15-4/16); Sean BURKE (1/07-4/07); Milan HNILICKA (12/03-4/04); Jamie STORR (10/95-4/03); Rick KNICKLE (2/93-11/93); Steve WEEKS (2/92); Ron SCOTT (2/90-3/90); Bob JANECYK (10/84-11/88); Mario LESSARD (10/78-11/84); Gary SIMMONS (1976-77); Gary EDWARDS (10/71-1/77); Jack NORRIS (10/70-3/71); Wayne RUTLEDGE (1968-69 to 1969-70); Jacques CARON (1967-68); Wayne RUTLEDGE (1967-68).
- 2** Alex EDLER (7/21-4/23) Paul LaDue (10/10-3/20); Matt GREENE (10/09-4/17); Richard PETIOT (1/06-4/06); Bryan MUIR (12/03-4/04); Frantisek KABERLE (10/99-12/99); Doug ZMOLEK (3/96-4/98); Darryl SYDOR (1/96-2/96); Alexei ZHITNIK (10/92-2/95); Brian BENNING (11/89-2/92); Jim WIEMER (3/89); Craig REDMOND (10/84-10/88); Ken HAMMOND (10/84); Mike McEWEN (11/83-4/84); Howard SCRUTON (3/83); Jim BROWN (1/88); Bob GLADNEY (12/82); Dean TURNER (10/82); Al SIMS (3/82); Trevor JOHANSEN (10/81-2/82); Rick CHARTRAW (3/80-4/80); Randy MANERY (10/78-3/80); Ab DEMARCO (1/76-5/77); Bart CRASHLEY (1975-76); Terry HARPER (10/72-4/75); Bill MIKKELSON (1971-72); Bob WOYTOWICH (1/72-4/72); Dale HOGANSON (10/70-11/71); Bob WALL (10/67-4/70).
- 3** **Matt ROY (10/19-Pres.);** Dion PHANEUF (2/18-4/19); Brayden MCNABB (10/14-4/17); Jack JOHNSON (9/07-2/12); Aaron MILLER (2/01-4/07); Garry GALLEY (10/97-4/00); Jan VOPAT (3/95); Denis TSYGUROV (2/95-11/95); Brent THOMPSON (12/92-2/94); Tom LAIDLAW (3/87-4/90); Ken HAMMOND (3/87); Garry GALLEY (10/84-2/87); Marc CHORNEY (10/83-3/84); Peter HELANDER (10/82); Ian TURNBULL (11/81-2/82); Al SIMS (10/81); Doug HALWARD (12/78-3/81); Larry BROWN (10/72-4/78); Doug BARRIE (12/71-3/72); Larry HILLMAN (10/71-12/71); Larry CAHAN (10/69-3/71); Dave AMADIO (1968-69); Poul POPIEL (1967-68); Dave AMADIO (1967-68).
- 4** **ROB BLAKE (3/90-2/01 and 10/06-4/08) Number Retired January 17, 2015;** Jim FOX (10/89-11/89); Doug CROSSMAN (10/88-4/88); Eric GERMAIN (3/88-4/88); Grant LEDYARD (12/85-2/88); Ken HAMMOND (10/85); Russ ANDERSON (10/83-3/84); Jerry KORAB (10/80-4/83); Randy HOLT (10/79-2/80); Brian GLENNIE (10/78-12/78); Dave HUTCHISON (10/74-4/78); Gilles MAROTTE (2/70-11/73); Jacques LEMIEUX (1969-70); Dale HOGANSON (1969-70); Jim MURRAY (1967-68); Brent HUGHES (1967-68); Jacques LEMIEUX (1967-68).
- 5** **Andreas ENGLUND (10/23-Pres.);** Mark ALT (1/21-2/21) Christian FOLIN (10/17-4/18); Jamie MCBAIN (11/14-4/16); Keaton ELLERBY (2/13-11/14); Peter HARROLD (2/08-4/11); Brent SOPEL (3/06-2/07); Tomas ZIZKA (1/03-3/04); Aki BERG (10/95-3/01); Tim WATTERS (10/88-2/95); Denis LAROCQUE (3/88); Mark HARDY (12/85-2/88); Brian ENGBLOM (10/83-1/86); Larry MURPHY (10/80-10/83); Jerry KORAB (3/80-4/80); Richard MULHERN (1/79-3/80); Bob MURDOCH (10/73-1/79); Harry HOWELL (2/71-4/72); Noel PRICE (10/70-2/71); Brent HUGHES (10/68-4/70); Larry JOHNSTON (1967-68); Dave AMADIO (1967-68).
- 6** Olli MAATTA (1/21-5/22); Joakim RYAN (10/19-3/20); Jake MUZZIN (10/10-1/19); Sean O'DONNELL (10/08-4/10); Brad STUART (9/07-2/08); Jamie HEWARD (2/07-4/07); Joe CORVO (10/05-4/06); Maxim KUZNETSOV (3/03-4/04); Andreas LILJA (12/01-11/02); Sean O'DONNELL (1/95-4/00); Doug HOUDA (11/93-4/94); Jeff CHYCHRUN (10/91-2/92 and 11/92-2/93); Todd ELIK (12/89-3/91); Dean KENNEDY (10/85-4/89); Ken HAMMOND (4/85); Dean KENNEDY (10/82-3/85); Rob PALMER (11/77-11/80); Sheldon KANNEGIESSER (11/73-11/77); Paul CURTIS (10/70-1/73); Dale ROLFE (10/67-3/70).
- 7** **Tobias BJORNFOT (7/21-Pres.);** Oscar FANTENBERG (10/17-2/19); Rob SCUDERI (2/16-4/16); Derek FORBORT (10/15-1/16); Andrej SEKERA (2/15-4/15); Rob SCUDERI (10/09-6/13); Derek ARMSTRONG (10/03-4/09); Cliff RONNING (3/02-4/02); Jaroslav BEDNAR (10/01-3/02); Nelson EMERSON (10/00-4/01); Steve MCKENNA (3/97-4/00); Ed OLCZYK (10/96-3/97); Kevin BROWN (11/95-12/95); Dan QUINN (11/95-5/95); Jim PAEK (2/94-4/94); Tomas SANDSTROM (1/90-2/94); Phil SYKES (10/84-4/89); Mike MURPHY (11/73-4/83); Real LEMIEUX (11/70-11/73); Dick DUFF (1969-70 and 10/70-11/70); Skip KRAKE (1968-69 and 1969-70); Bryan CAMPBELL (1968-69); Terry GRAY (10/67-3/68).
- 8** **Drew DOUGHTY (10/08-Pres.);** Matt ELLIS (2/08-4/08); Mike WEAVER (10/06-4/07); Jeff COWAN (3/04-4/04); Martin STRBAK (10/03-11/03); Jere KARALAHTI (12/99-3/02); Doug BODGER (10/98-4/99); Dimitri KHRISTICH (10/95-4/93); Kevin BROWN (1/95); Rob MURPHY (10/93-11/93); Rene CHAPDELAIN (2/93-3/93); Phil FORTIER (12/92-1/93); Scott BJUGSTAD (1/90-3/92); Gilles HAMEL (11/88-12/88); Paul FENTON (10/87-11/88); Paul GUAY (10/86-4/87); Brian WILKS (10/85-4/86); Terry RUSKOWSKI (11/83-4/85); Dan BONAR (10/80-12/82); Bert WILSON (10/75-3/80); Jim WITHERSPOON (10/75); Doug VOLMAR (1972-73 to 1973-74); Jim JOHNSON (1/72-3/73); Ross LONSBERRY (10/69-1/72); Jimmy PETERS (1968-69); Brian SMITH (1967-68).
- 9** **Adrian KEMPE (10/17-Pres.);** Teddy PURCELL (10/16-11/16); Oscar MOLLER (10/08-4/11); Konstantin PUSHKAREV (3/06-2/07); Erik RASMUSSEN (10/02-1/03); Kelly BUCHBERGER (3/00-4/02); Vladimir TSYPLAKOV (11/95-12/99);

KINGS ALL-TIME UNIFORM NUMBERS

Rob BROWN (1/95-3/95);
Dixon WARD (1/94-4/94);
Sean WHYTE (11/92-1/93);
Ilkka SINISALO (3/91-12/91);
Bernie NICHOLLS (2/82-1/90);
Al HANGSLEBEN (1/82-2/82);
Scott GRUHL (11/81);
Billy HARRIS (3/80-11/81);
Mike MARSON (1979-80);
Murray WILSON (10/78-4/79);
Ernie HICKE (10/77-4/78);
Bob NEVIN (10/73-4/76);
Ralph BACKSTROM (1/71-3/73);
Gord LABOSSIERE (10/70-1/71);
Bill FLETT (1969-70);
Real LEMIEUX (10/67-3/69).

- 10** Michael AMADIO (10/18-present);
Tobias RIEDER (2/18-4/18);
Devin SETOGUCHI (10/16-2/17);
Kris VERSTEEG (2/16-4/16);
Christian EHRHOFF (10/15-2/16);
Mike RICHARDS (10/11-4/15);
Marco STURM (12/10-2/11);
Brayden SCHENN (10/10-12/10);
Alyn MCCAULEY (10/06-4/07);
Nathan DEMPSEY (3/04-4/06);
Mathieu SCHNEIDER (10/00-3/03);
Donald AUDETTE (12/98-3/00);
Don MACLEAN (10/97-1/98);
Neal BROTEN (12/96-1/97);
Jeff SHEVALIER (4/95);
Warren RYCHEL (10/92-2/95);
Dennis SMITH (10/90);
Mike ALLISON (12/87-4/90);
Sean McKENNA (1/86-12/87);
Morris LUKOWICH (11/85);
Billy O'DWYER (1/84-2/84 and 1/85-2/85);
Phil SYKES (1/84);
Bob LAFOREST (10/83);
Terry RUSKOWSKI (10/82-4/83);
Victor NECHAYEV (10/82);
Brock TREDWAY (4/82);
Scott GRUHL (3/82);
Dave MORRISON (1/82);
Bernie NICHOLLS (11/81);
Rick MARTIN (3/81-11/81);
Steve CARLSON (10/79-4/80);
Vic VENASKY (10/72-4/79);
Jim STANFIELD (1969-70 to 1970-71);
Howie HUGHES (10/67-4/70).

- 11** Anze KOPITAR (10/06-Pres.);
Anson CARTER (3/04-4/04);
Steve KELLY (3/01-11/03);
Jason BLAKE (4/99-1/01);
Brandon CONVERY (11/98-12/98);
Mattias NORSTROM (3/96-4/96);
Brad SMYTH (12/96-11/97);
Shane CHURLA (2/96-3/96);
Mike DONNELLY (10/91-2/95);
Steve KASPER (1/89-3/91);
Bob CARPENTER (10/87-1/89);
Lyle PHAIR (10/85-3/87);
Steve SHUTT (11/84-4/85);
Charlie SIMMER (1/79-10/84);

Pete STEMKOWSKI (10/77-4/78);
Frank ST. MARSEILLE (10/76-1/77);
Mike CORRIGAN (10/71-10/76);
Doug ROBINSON (10/70-4/71);
Bryan CAMPBELL (1969-70);
Gary CROTEAU (1969-70);
Lowell MACDONALD (10/67-3/69).

- 12** Trevor MOORE (2/20-Pres.);
Marian GABORIK (3/14-2/18);
Simon GAGNE (10/11-2/13);
Andrei LOKTIONOV (10/10-4/11);
Randy JONES (11/09-4/10);
Patrick O'SULLIVAN (10/06-3/09);
Esa PIRNES (10/03-4/04);
Ken BELANGER (10/01-4/03);
Marko TUOMAINEN (10/99-3/01);
Olli JOKINEN (11/98-4/99);
Roman VOPAT (11/96-4/98);
Kevin TODD (3/94-4/96);
Jimmy CARSON (1/93-1/94);
Sylvain COUTURIER (12/88-12/91);
Paul GUAY (12/87-3/88, 10/88);
Craig DUNCANSON (10/87);
Morris LUKOWICH (12/85-4/87);
Paul GUAY (10/85-12/85);
Carl MOKOSAK (11/84-3/85);
Steve CHRISTOFF (10/83-3/84);
Dean HOPKINS (10/79-4/83);
Hartland MONAHAN (1977-78);
Gene CARR (1973-74 to 1977-78);
Jimmy PETERS (1971-72 to 1973-74);
Mike BYERS (1971-72);
Brian CARLIN (1971-72);
Larry MICKEY (10/70-4/71);
Skip KRAKE (1969-70);
Garry MONAHAN (1969-70);
Dennis HEXTALL (1969-70);
Gord LABOSSIERE (1967-69);
Brian SMITH (1967-68);
Bryan CAMPBELL (1967-68).

- 13** Gabriel VILARDI (1/21-4/23);
Kyle CLIFFORD (10/10-2/20);
John ZEILER (10/08-4/09);
Michael CAMMALLERI (11/03-4/08);
Robert LANG (10/92-4/96).

- 14** Brendan LEIPSIC (12/18-4/19);
Michael CAMMALLERI (10/17-11/17);
Tom GILBERT (10/16-2/17);
Justin WILLIAMS (3/09-4/15);
Mattias NORSTROM (10/96-2/07);
Gary SHUCHUK (2/93-4/96);
Kyosti KARJALAINEN (1/92-3/92);
Gordie WALKER (12/89);
Tony GRANATO (1/89-4/89);
Dave PASIN (12/88-1/89);
Jim HOFFORD (10/88);
Bob BOURNE (10/86-4/88);
Len HACHBORN (12/85-2/86);

Bob MILLER (10/84-4/85);
Billy HARRIS (2/84-3/84);
Kevin LAVALLEE (10/83);
Blair BARNES (3/83);
Phil SYKES (3/83);
Brian MACLELLAN (1/83);
Scott GRUHL (12/82);
Al SIMS (12/82);
Pierre GIROUX (12/82);
Dave GANS (11/82);
Phil SYKES (11/82);
Greg TERRION (10/80-4/82);
Syl APPS JR. (10/77-4/80);
Dave SCHULTZ (10/76-10/77);
Frank ST. MARSEILLE (1972-73 to 1975-76);
Phil HOENE (1972-73);
Lucien GRENIER (10/70-4/72);
Larry CAHAN (1968-69).

- 15** Ben HUTTON (10/19-3/20);
Andy ANDREOFF (10/14-4/18);
Brad RICHARDSON (10/08-6/13);
Brady MURRAY (9/07-10/07);
Jamie LUNDMARK (1/07-4/07);
Jeff COWAN (10/05-12/06);
Jozef STUMPEL (10/03-4/04);
Ted DONATO (3/02);
Jozef STUMPEL (10/97-10/01);
Jaroslav MODRY (3/96-4/97);
Pat CONACHER (10/92-2/96);
Randy GILHEN (10/91-12/91);
Chris KONTOS (3/89-4/90);
Tim TOOKEY (10/88);
Bryan ERICKSON (12/85-12/88);
Dave GANS (10/85);
Kevin LAVALLEE (11/84);
Daryl EVANS (3/82-11/84);
Andre ST. LAURENT (12/81-2/82);
Bobby SHEEHAN (11/81);
Bernie NICHOLLS (11/81);
Andre ST. LAURENT (10/79-4/81);
Danny GRANT (1/78-4/79);
Steve CLIPPINGDALE (1976-77);
Jim MOXEY (1976-77);
Juha WIDING (1969-70 and 3/70-1/77);
Ted IRVINE (10/67-2/70).

- 16** MARCEL DIONNE (10/75-3/87)
Number Retired
November 8, 1990;
Bill LESUK (1/72-4/74);
Eddie JOYAL (10/67-1/72).

- 17** Zack MACEWEN (3/23-4/23);
Lias ANDERSSON (8/21-11/22);
Ilya KOVALCHUK (10/18-11/19);
Jonny BRODZINSKI (10/17-4/18);
Mattias LUCIC (10/15-4/16);
Daniel CARCILLO (10/13-1/14);
Ethan MOREAU (10/11-12/11);
Wayne SIMMONDS (10/08-4/11);
Lubomir VISNOVSKY (1/01-4/08);
Tomas VLASAK (10/01-11/01);
Nelson EMERSON (3/00-4/00);
Bob CORKUM (12/99-3/00);
Matt JOHNSON (10/96-4/99);
Jari KURRI (10/91-3/96);
Jim THOMSON (1/91-3/91);

KINGS ALL-TIME UNIFORM NUMBERS

Brian WILKS (12/88);
 Bob LOGAN (12/88);
 Jimmy CARSON (10/86-4/88);
 John Paul KELLY (10/80-4/86);
 Tommy WILLIAMS (11/73-4/79);
 Dan MALONEY (1972-73);
 Bill FLETT (1970-71 to 1971-72);
 Mike CORRIGAN (1969-70);
 Bill FLETT (1967-68 to 1969-70).

18 DAVE TAYLOR (10/77-4/94)
Number Retired
April 3, 1995;
 Bob BERRY (10/70-4/77);
 Jimmy PETERS
 (1969-70 to 1970-71).

19 Alex IAFALLO (10/17-4/23);
 Jordan WEAL (10/15-1/16);
 Kevin WESTGARTH (10/10-1/13);
 Kyle CALDER (9/07-4/09);
 Sean AVERY (3/03-2/07);
 Nelson EMERSON (10/01-4/02);
 Bob CORKUM (3/00-2/01);
 Len BARRIE (11/99-3/00);
 Russ COURTNALL (11/97-4/99);
 Jeff SHEVALIER (1/97-4/97);
 John DRUCE (11/93-3/96);
 Jim THOMSON (12/92-1/93);
 Larry ROBINSON (10/89-4/92);
 Jim FOX (10/80-11/88);
 Butch GORING
 (1970-71 to 3/80);
 Howie MENARD
 (1967-68 to 1968-69);
 Doug ROBINSON (1967-68);
 Mike CORRIGAN (1967-68);
 Brian KILREA (1967-68).

20 LUC ROBITAILLE (10/97-5/01
and 10/03-4/06) Number
Retired January 20, 2007;
 Ray FERRARO (3/96-4/97);
 Steve LAROUCHE (2/96);
LUC ROBITAILLE (10/86-4/94);
 Larry PLAYFAIR (2/86-4/86);
 Mark HARDY (10/80-4/85);
 Brad SELWOOD (1979-80);
 Don HOWSE (1979-80);
 Scott GARLAND (1978-79);
 Bob PULFORD (10/70-4/72);
 Dick DUFF (1/70-4/70);
 Ron ANDERSON (1968-69);
 Gord LABOSSIERE (1967-68).

21 Christian WOLANIN (4/21-5/22);
 Nikita SCHERBAK (12/18-1/19);
 Nick SHORE (10/15-2/18);
 Matt FRATTIN (10/13-3/14);
 Scott PARSE (10/10-6/12);
 Denis GAUTHIER (10/08-4/09);
 Brian WILLSIE (10/06-4/08);
 John TRIPP (10/03-4/04);
 Bryan SMOLINSKI (10/99-3/03);
 Josh GREEN (10/98-4/99);
 Olli JOKINEN (10/97);
 Kai NURMINEN (10/96-4/97);
 Tony GRANATO (10/90-4/96);
 Barry BECK (10/89-3/90);
 Wayne MCBEAN (10/87-2/88);
 Bob CARPENTER (3/87-4/87);
 Peter DINEEN (3/87);

Glen CURRIE (3/86-4/86);
 Anders HAKANSSON
 (10/83-2/86);
 Rick BLIGHT (12/82-1/83);
 Dave MORRISON (11/82-12/82);
 Scott GRUHL (12/81);
 Glenn GOLDUP (10/76-10/81);
 Dennis ABGRALL (1975-76);
 Phil HOENE
 (1973-74 to 1974-75);
 Serge BERNIER
 (1971-72 to 1972-73);
 Al MCDONOUGH (1971-72);
 Matt RAVLICH
 (1969-70 to 1970-71);
 Bill WHITE (10/67-2/70).

22 Kevin FIALA (7/22-Pres.);
 Andreas ATHANASIOU (1/21-
 7/22);
 Trevor LEWIS (10/10-3/20);
 Jeff HALPERN (3/10-4/10);
 Brian BOYLE (2/08-4/09);
 Joe PISKULA (3/07-4/07);
 Shay STEPHENSON (3/07);
 Jason WARD (2/07-3/07);
 Craig CONROY (10/05-1/07);
 Ian LAPERRIERE (3/96-4/04);
 Rick TOCCHET (3/95-1/96);
 Charlie HUDDY (10/91-2/95);
 Bob HALKIDIS (1/90-3/91);
 Ken BAUMGARTNER
 (1/88-11/89);

Glen CURRIE (12/87);
 Dave WILLIAMS
 (3/85-10/87);
 Steve SEGUIN (10/84);
 Warren HOLMES (11/82-4/83);
 Dean JENKINS (10/83);
 Pierre GIROUX (10/82);
 Steve JENSEN (10/78-2/82);
 Gary SARGENT (10/75-4/78);
 Barry LONG
 (1971-72 to 1973-74);
 Jean POTVIN (1971-72);
 Al MCDONOUGH (1970-71);
 Bryan CAMPBELL
 (1968-69 and 1969-70);
 Marc DUFOUR (1968-69);
 Gerry FOLEY (1968-69);
 Billy INGLIS
 (1967-68 and 1968-69);
 Mike CORBETT (4/68);
 Jim ANDERSON (1967-68).
 Billy INGLIS (1967-68 and
 1968-69).

23 Dustin BROWN (10/03-5/22);
Number Retired
February 11, 2023;
 Craig JOHNSON (2/96-4/03);
 Phil CROWE (11/93-4/94);
 Corey MILLEN (12/91-6/93);
 Mike DONNELLY (11/90-3/91);
 Keith CROWDER (10/89-4/90);
 Igor LIBA (12/88-4/89);
 Larry PLAYFAIR (10/86-10/88);
 Bob MONGRAIN (3/86);
 Doug SMITH (10/81-1/86);
 Don LUCE (1980-81);
 Kevin SCHAMEHORN (1980-81);
 Barry GIBBS (1979-80);

Nick BEVERLEY (1978-79);
 Randy HOLT (12/78-4/79);
 Neil KOMADOSKI (10/72-4/78);
 Jim STANFIELD (1971-72);
 Jean POTVIN (1970-71);
 Eddie SHACK
 (1969-70 to 1970-71);
 Gary CROTEAU (1968-69);
 Howie MENARD (1967-68);
 Doug ROBINSON (1967-68 and
 1968-69).

24 Phillip DANAU (1/21-Pres.);
 Lias ANDERSON (1/21-8/21);
 Derek FORBORT (10/16-2/20);
 Colin FRASER (10/11-6/14);
 Alexander FROLOV (10/02-4/10);
 Adam MAIR (3/01-4/02);
 Lubomir VISNOVSKY
 (10/00-1/01);
 Nathan LAFAYETTE (3/96-3/99);
 Michel PETIT (1/95-11/95);
 Mark HARDY (3/93-12/93);
 Frank BREAU (10/90-12/92);
 Mikko MAKELA (11/89-4/90);
 Dale DEGRAY (10/88-4/89);
 Jay WELLS (10/79-4/88);
 Brian GLENNE (1978-79);
 Don KOZAK
 (1972-73 to 1977-78);
 Neil KOMADOSKI (1971-72);
 Mike BYERS (1970-71).

25 Brooks LAICH (10/17-11/17);
 Dustin PENNER (3/11-6/13);
 Matt MOULSON (10/08-11/08);
 Jon KLEMM (11/07-4/08);
 Noah CLARKE (11/06-4/07);
 Eric BELANGER (10/00-4/06);
 Kevin STEVENS (1/96-4/97);
 Darryl SYDOR (10/92-1/96);
 Jim THOMSON (10/91-4/92);
 Petr PRAJSLER (10/87-3/90);
 Dave LANGEVIN (2/87-4/87);
 Peter DINEEN (12/86);
 Craig DUNCANSON (4/86);
 Mark HARDY (12/85);
 Dan BRENNAN (3/84-10/85);
 Ken HOUSTON (10/83-2/84);
 Dave LEWIS (10/80-4/83);
 Don HOWSE (1979-80);
 Darryl EDESTRAND
 (1977-78 and 1978-79);
 Larry CARRIERE (1977-78);
 Randy ROTA (1973-74);
 Harry HOWELL (1970-71);
 Leon ROCHEFORT (1969-70).

26 Sean WALKER (10/19-4/23);
 Nic DOWD (10/16-12/17);
 Slava VOYNOV (11/11-10/14);
 Michal HANDZUS (9/07-4/11);
 Marty MURRAY (11/06-1/07);
 Trent KLATT (10/03-4/04);
 Joe CORVO (12/03-4/03);
 Randy ROBITAILLE (10/01-12/01);
 Rich BRENNAN (12/00-5/01);
 Ray FERRARO (10/97-4/99);
 Chris MARINUCCI (2/97);
 Philippe BOUCHER (2/95-4/96);
 Brian MCREYNOLDS (3/94-4/94);

KINGS ALL-TIME UNIFORM NUMBERS

Marc FORTIER (2/93);
 Peter AHOLA (10/91-11/92);
 Mike KRUSHELNYSKI
 (10/88-11/90);
 John ENGLISH (3/88-4/88);
 Craig DUNCANSON (3/88);
 Brian WILKS (3/86);
 Al TUER (11/85-3/86);
 Brian WILKS (3/85);
 Wes JARVIS (10/83-3/84);
 Steve BOZEK (10/81-4/83);
 Dave MORRISON (1980-81);
 Dave LEWIS (3/80-4/80);
 Mark HARDY (1979-80);
 Mark HEASLIP (1978-79);
 Charlie SIMMER (1977-78);
 Steve SHORT (1977-78);
 Russ WALKER
 (1976-77 and 1977-78).

- 27** Austin WAGNER (1/21-5/22);
 Alec MARTINEZ (10/11-2/20);
 Alexei PONIKAROVSKY
 (10/10-4/11);
 Kyle QUINCEY (10/08-4/09);
 Scott THORNTON (10/06-4/08);
 Joe CORVO (10/03-4/04);
 Erik RASMUSSEN (1/03-4/03);
 Jaroslav BEDNAR (3/02-11/03);
 Glen MURRAY (3/97-10/02);
 John SLANEY (1/96-1/97);
 Dave THOMLINSON
 (2/94-4/95);
 Marc POTVIN (1/93-10/93);
 Jim HILLER (10/92-1/93);
 John TONELLI (10/88-4/91);
 Lyle PHAIR (1/88-4/88);
 Joe PATERSON (12/85-1/88);
 Brian MACLELLAN (10/83-12/85);
 Rick CHARTRAW (1/82-1/83);
 John GIBSON 1980-81);
 Garry UNGER (1980-81);
 Rick HAMPTON
 (1978-79 and 1979-80);
 Lorne STAMLER
 (1976-77 and 1977-78);
 Dan MALONEY
 (1972-73 to 1974-75).

- 28** Jaret ANDERSON-DOLAN
 (10/18-Pres.);
 Jarret STOLL (10/08-4/15);
 Matt MOULSON (11/07-4/08);
 Oleg TVERDOVSKY (10/06-2/07);
 Adam DEADMARSH (2/01-4/04);
 Steven REINPRECHT (4/00-2/01);
 Bill HUARD (12/99);
 Jason PODOLLAN (3/99);
 Steve DUCHESNE (10/98-3/99);
 Philippe BOUCHER (10/96-4/98);
 Eric LACROIX (1/95-4/96);
 Guy LEVEQUE (11/92-4/94);
 Steve DUCHESNE (10/86-4/91);
 Rick LAPOINTE (10/84-12/86);
 Fred BARRETT (3/84);
 Mike HEIDT (10/83);
 Ulf ISAKSSON (10/82-2/83);
 Warren HOLMES (2/82);
 Paul MULVEY (1/82);
 John GIBSON (10/81-11/81).

- 29** Phoenix COPLEY (12/22-Pres.);

Marti FRK (12/19-3/22)¹
 John ZEILER (11/10-4/11);
 Jeff GIULIANO (12/07-4/08);
 Tom KOSTOPOULOS
 (10/05-4/07);
 Brad CHARTRAND (10/99-4/04);
 Sean PRONGER (2/99-3/99);
 Eric LACROIX (10/98-2/99);
 Roman VOPAT (10/98);
 Steve FINN (11/95-4/97);
 Chris SNELL (2/95-5/95);
 Donald DUFRESNE (3/94-4/94);
 Lonnie LOACH (10/92-6/93);
 Jay MILLER (2/89-4/92);
 Mark FITZPATRICK (11/88-2/89);
 Al JENSEN (2/87-3/87);
 Glenn HEALY (11/85);
 Gary LASKOSKI (10/82-12/84);
 Al SIMS (3/82);
 Mike BLAKE (3/82);
 Jim RUTHERFORD (1980-81);
 Don WADDELL (1980-81);
 Billy SMITH (1971-72).

- 30** Rogie VACHON (11/71-4/78)
 Number Retired
 February 14, 1985;
 Markus MATTSOON (2/83-3/84);
 Mike BLAKE (10/82-1/83);
 Doug KEANS (1980-81);
 Ron GRAHAME
 (1978-79 to 1980-81);
Rogie VACHON (11/71-4/78);
 Denis DEJORDY (2/70-11/71);
 Gerry DESJARDINS
 (1968-69 to 1969-70);
 Jacques CARON (1967-68);
 Terry SAWCHUCK (1967-68).

- 31** David RITTICH (10/23-Pres.);
 Peter BUDAJ (10/18-11/18)
 Ben BISHOP (2/17-4/17);
 Peter BUDAJ (2/16-2/17);
 Martin JONES (12/13-4/15);
 Erik ERSBERG (2/08-4/10);
 Mathieu GARON (10/05-4/07);
 Jared AULIN (12/02-3/04);
 Steve PASSMORE (10/00-3/01);
 Ryan BACH (10/98-4/99);
 Frederic CHABOT (10/97-3/98);
 Byron DAFoe (10/95-4/96);
 Grant FUHR (2/95-5/95);
 Jamie STORR (1/95);
 Mario GOSSSELIN (10/89-4/90);
 Roland MELANSON (1/86-3/89);
 Mike BLAKE (11/84);
 Marco BARON (1/84-3/84);
 Doug KEANS
 (1979-80 to 1980-81);
 Gary SIMMONS
 (1976-77 and 1977-78).

- 32** Jonathan QUICK (12/07-3/23);
 Barry BRUST (11/06);
 Roman CECHMANEK
 (10/03-4/04);
 Derek ARMSTRONG
 (10/03-4/03);
 Stu GRIMSON (10/00-5/01);
 Manny LEGACE (10/98-4/99);
 J.C. BERGERON (1996-97);
 Kelly HRUDEY (2/88-4/96);

Dan GRATTON (2/88);
 Tim TOOKEY (10/87-1/88);
 Paul PAGEAU (1980-81).

- 33** Viktor ARVIDSSON (10/21-
 Pres.);
 Tobias BJORNFOOT (10/19-5/21);
 Willie MITCHELL (10/10-6/14);
 Fredrik MODIN (3/10-4/10);
 Kevin WESTGARTH (1/09-4/09);
 Jack JOHNSON (3/07-4/07);
 Yutaka FUKUFUJI (1/07);
 Ziggy PALFFY (10/99-4/04);
 Jaroslav MODRY (4/99);
 Jan VOPAT (10/96-4/98);
 Marty MCSORLEY
 (10/88-6/93 and 2/94-3/96);
 Chris KONTOS (3/88);
 Bob KUDELSKI (10/87-12/87).

- 34** Arthur KALIYEV (8/21-Pres.)
 Kale CLAGUE (12/19-1/20)
 Lauri TUKONEN (4/07-4/08);
 Marcel COUSINEAU
 (11/99-1/01);
 Donald AUDETTE (12/98);
 Byron DAFoe (10/96-4/97);
 Matt JOHNSON (1/95-10/95).

- 35** Darcy KUEMPER (10/17-2/18);
 Jason LABARBERA
 (10/05-12/08);
 Cristobal HUET (2/03-4/04);
 Stephane FISET (10/96-3/02);
 Arto BLOMSTEN (3/95-12/95);
 Robb STAUBER
 (3/90 and 10/93-2/95);
 Glenn HEALY (10/87-3/89);
 Darren ELIOT (10/84-4/87).

- 36** Jack CAMPBELL (10/18-2/20);
 David JOKINEN (11/17-1/18);
 Jussi VAN DER GULIK (10/14);
 Dmitry YUSHKEVICH
 (11/02-2/03);
 Pauli JAKS (1/95);
 Daniel BERTHIAUME
 (10/90-1/92);
 Craig DUNCANSON
 (11/88 and 10/89-11/89).

- 37** Nick SHORE (1/15-4/15);
 Jean-Sebastien AUBIN
 (9/07-2/08);
 Gabe GAUTHIER (3/07-4/07);
 Mark PARRISH (3/06-4/06);
 Denis GREBESHKOV
 (12/05-3/06);
 Kip BRENNAN (1/02-3/04);
 Jason PODOLLAN (4/00-4/01);
 Paul DIPIETRO (10/96);
 Patrice TARDIF (2/96-4/96);
 Dan CURRIE (12/93);
 Bob KUDELSKI (10/88-12/92).

- 38** Alex TURCOTTE (10/23-Pres.);
 Carl GRUNDSTROM (3/19-3/20);
 Paul LADUE (2/17-4/18);
 Kevin DALLMAN (10/06-4/08);
 Paul DEMITRA (10/05-4/06);
 Denis GREBESHKOV (2/04-4/04);
 Chris MCALPINE (10/03-4/03);
 Rob VALICEVIC (10/01-11/01);

KINGS ALL-TIME UNIFORM NUMBERS

Eric LAVIGNE (2/95);
Dan GRATTON (10/87).

39 Cam TALBOT (10/23-Pres.);

Alex TURCOTTE (12/21-1/23)
Adrian KEMPE (2/17-4/17)
Dan CLOUTIER (10/06-4/08);
Noah CLARKE (12/03-4/06);
Felix POTVIN (2/01-4/03);
Yanic PERREAULT (3/95);
Hubie MCDONOUGH
(10/88-11/90);
Ken HAMMOND (11/87).

40 Cal PETERSEN (11/18-11/22);

Matt RYAN (12/05-1/06);
Barry POTOMSKI (1/96-2/97);
Darryl SYDOR (10/91).

41 Sheldon REMPAL (10/18-12/18);

Raitis IVANANS (10/06-4/10);
Jason ALLISON (10/01-4/04);
Brent GRIEVE (10/96-12/96);
Brandy SEMCHUK (3/93).

42 Gabriel VILARDI (2/20-3/20);

Tom PREISSING (9/07-3/09);
Tim GLEASON (10/03-4/06);
Mikko ELORANTA (10/01-4/03);
Dan BYLSMA (12/95-4/00);
Dominic LAVOIE (10/93-12/93);
Steve RICHMOND
(10/88 and 1/89).

43 Tim JACKMAN (11/06-4/07);

Mike WEAVER (10/05-4/06);
Jon SIM (3/03-3/04);
Philippe BOUCHER (10/98-4/02);
Vitali YACHMENEV (10/95-3/98);
Dave GOVERDE (12/91-11/93).

44 Mikey ANDERSON (2/20-Pres.);

Nate THOMPSON (2/18-2/19);
Vincent LECAVALIER (1/16-4/16);
Robyn REGEHR (4/13-4/15);
Davis DREWISKE (2/09-4/13);
Jaroslav MODRY (3/07-2/08);
Lauri TUKONEN (2/07);
Jaroslav MODRY (10/99-4/04);
Dave BABYCH (3/99-4/99);
Yanic PERREAULT (10/95-3/99);
Randy BURRIDGE (4/95-5/95);
John MCINTYRE (11/90-3/93);
Ron DUGUAY (2/88-4/89);
Dan BONAR (2/83-3/83).

45 Jonathan BERNIER (9/07-6/13);

Adam HAUSER (1/06);
Travis SCOTT (12/00-4/03);
Sandy MOGER (10/97-4/98);
Ruslan BATYRSHIN (3/96);
Keith REDMOND (1/93-4/94);
Gordie WALKER (11/88-12/88).

46 Blake LIZOTTE (4/19-Pres.);

Daniel TAYLOR (3/08-4/09);
Mathieu CHOUINARD
(2/04-4/04);
Rick HAYWARD (12/90).

47 Andrew CRESCENZI (11/17);

Trent HUNTER (10/11-4/12);
Corey ELKINS (12/09-4/11);

Ladislav NAGY (9/07-4/08);

Josh GREEN (10/98);
Brad JONES (10/90-3/91).

48 Brendan LEMIEUX (4/21-2/23);

Andrei LOKTIONOV
(10/11-2/13);
Andrei LOKTIONOV
(11/09-4/10);
Petr KANKO (12/05-1/06);
Mark VISHEAU (11/98-4/99).

49 Michael MERSCH (12/15-4/18);

Brandon SEGAL (11/09-2/10);
Peter HARROLD (11/06-4/07);
Ryan FLINN (1/02-4/06);
Jay MILLER (1/89).

50 Sean DURZI (10/22-4/23);

Bob JAY (10/93);
Sean MCCOSH (3/92).

51 Austin WAGNER (10/18-1/21);

Jeff TAMBELLINI (11/05-12/05);
Chris SCHMIDT (2/03-3/03);
Scott THOMAS (12/00-4/02);
Justin HOCKING (4/94);
Shawn MCEACHERN
(10/93-2/94);
Mikael LINDHOLM (10/89-2/90).

52 Arthur KALIYEV (2/21-2/21);

Michael AMADIO (10/17-4/18);
Luke SCHENN (1/16-4/16);
Gabe GAUTHIER (12/07-4/09);
Jerred SMITHSON (12/02-4/04);
Jason MORGAN (4/97-4/98);
Dave THOMLINSON (10/93).

53 Kevin GRAVEL (2/16-4/18);

Alec MARTINEZ (10/09-4/11);
Jeff GIULIANO (11/05-4/06);
Jason HOLLAND (10/01-4/04);
Brian MCREYNOLDS (2/94-3/94).

54 Ben SCRIVENS (10/13-1/14);

Teddy PURCELL (1/08-3/10);
Jan NEMECEK (11/98-4/00).

55 Quinton BYFIELD (4/21-Pres.);

Jeff SCHULTZ (5/14-4/16);
Brayden SCHENN (11/09-4/10);
Pavel ROSA (12/98-4/04);
Troy CROWDER (10/94-12/96);
Doug ZMOLEK (2/96);
Darryl WILLIAMS (3/93).

56 Kurtis MACDERMID (10/17-4/21);

Rich CLUNE (2/10-1/13);
Connor JAMES (1/06);
Brent THOMPSON (10/91-4/92).

57 Linden VEY (11/13-6/14);

George PARROS (10/05-4/06);
Steve HEINZE (10/01-4/03);
Sean WHYTE (12/91).

58 Kale CLAGUE (1/21-5/19);

Derek BEKAR (10/03-4/03).

59 Tim SCHALLER (2/20-2/20).

61 Trevor LEWIS (12/8-4/10;

10/23-Pres.);
Sean WALKER (10/18-4/19)

62 Carl HAGELIN (11/18-2/19);

Scott BARNEY (1/03-4/04).

63 Scott PARSE (10/09-4/10);

Brad NORPTON (10/02-3/04);
Rene CHAPDELAINE
(10/90-3/92).

64 Matt LUFF (11/18-5/19)

67 Nic DOWD (3/16-4/16);

Marc-Andre CLICHE (3/10-9/13).

68 Samuel FAGEMO (12/22-1/23)

70 Joonas KORPISALO (3/23-4/23);

Tanner PEARSON (5/13-11/18);

71 Austin STRAND (2/21-4/22);

Torrey MITCHELL (11/17-4/18);
Jordan NOLAN (2/12-4/17).

72 Shane CHURLA (2/96).

73 Tyler TOFFOLI (3/13-2/20);

John ZEILER (2/07-4/08).

74 Nikolai PROKHORKIN (10/19-

3/20)
Dwight KING (11/10-2/17).

76 Jonny BRODZINSKI (10/18-4/19);

(3/17-4/17).

77 Jeff CARTER (2/12-4/21);

Ken BELANGER (10/05-11/06);
Rob COWIE (2/95-3/96);
Paul COFFEY (2/92-1/93);
Rod BUSKAS (10/90-10/91);
Garry UNGER (1980-81).

78 Daniel BRICKLEY (4/18-4/19).

79 Justin AUGER (10/17).

80 Pierre-Luc DUBOIS (10/23-

Pres.);
Garrett SPARKES (12/21).

81 Matt ROY (2/19-4/19);

Andrew CAMPBELL (4/14);
Craig LAUGHLIN (2/88-4/88).

82 Martin STRAKA (11/03-4/04).

84 Vladislav GAVRIKOV (3/23-

Pres.).

85 Petr KLIMA (10/96).

86 Christian WOLANIN (12/21-3/22).

88 Jarome IGINLA (2/17-4/17).

89 Rasmus KUPARI (3/21-4/23).

91 Carl GRUNDSTROM (1/21-

Pres.).

92 Brandt CLARKE (10/22-Pres.);

Rick TOCCHET (1/94-3/94).

94 Ryan SMYTH (10/09-4/11).

97 Jeremy ROENICK (10/05-4/06).

99 WAYNE GRETZKY (10/88-2/96).

Number Retired
October 9, 2002.

KINGS ALL-TIME STREAKS

LONGEST TEAM WINNING STREAKS

GAMES	YEAR	DATES OF STREAK
9 Games	2009-10	1/21/10 through 2/6/10
8 Games	2017-18	11/25/17 through 12/9/17
8 Games	2014-15	2/7/15 through 2/24/15
8 Games	2013-14	2/6/14 through 3/10/14
8 Games	1991-92	2/23/92 through 3/9/92
8 Games	1972-73	10/21/72 through 11/7/72
7 Games	2021-22	10/30/21 through 11/11/21
7 Games	2019-20	2/26/20 through 3/11/20
7 Games	2015-16	10/16/15 through 10/31/15
7 Games	1990-91	2/18/91 through 3/2/91
7 Games	1990-91	1/3/91 through 1/14/91
7 Games	1984-85	11/9/84 through 11/21/84
6 Games	2020-21	2/11/21 through 2/24/21
6 Games	2015-16	11/28/15 through 12/11/15
6 Games	2014-15	10/12/14 through 10/26/14
6 Games	2013-14	3/20/14 through 3/29/14
6 Games	2013-14	12/2/13 through 12/14/13
6 Games	2011-12	3/11/12 through 3/22/12
6 Games	2010-11	10/28/10 through 11/13/10
6 Games	2001-02	3/11/02 through 3/23/02

LONGEST TEAM POINT STREAKS

GAMES	YEAR	DATES OF STREAK
12 Games (10-0-2)	2022-23	2/28/23 through 3/26/23
11 Games (7-0-4)	2013-14	11/7/13 through 11/27/13
11 Games (8-0-3)	2010-11	1/22/11 through 2/17/11
11 Games (9-0-2)	1973-74	2/28/74 through 3/24/74
10 Games (9-0-1)	1980-81	10/16/80 through 11/5/80
10 Games (7-0-3)	1974-75	10/24/74 through 11/15/74
9 Games (8-0-1)	2017-18	11/24/17 through 12/9/17
9 Games (7-0-2)	2015-16	11/23/15 through 12/12/15
9 Games (6-0-3)	2011-12	12/19/11 through 1/5/12
9 Games (9-0-0)	2009-10	1/21/10 through 2/6/10
9 Games (8-0-1)	1972-73	10/21/72 through 11/8/72
8 Games (7-0-1)	2021-22	10/30/21 through 11/13/21
8 Games (8-0-0)	2014-15	2/7/15 through 2/24/15
8 Games (6-0-2)	2014-15	10/11/14 through 10/28/14
8 Games (6-0-2-0)	2000-01	11/2/00 through 11/18/00
8 Games (8-0-0)	1991-92	2/23/92 through 3/9/92
8 Games (7-0-1)	1990-91	2/18/91 through 3/5/91
8 Games (4-0-4)	1979-80	3/13/80 through 4/1/80

LONGEST TEAM LOSING STREAKS

GAMES	YEAR	DATES OF STREAK
11 Games (0-9-0-2)	2003-04	3/16/04 through 4/4/04
10 Games (0-6-4)	2018-19	2/9/19 through 2/28/19
10 Games	1983-84	2/22/84 through 3/9/84
8 Games	2007-08	12/12/07 through 12/26/07
8 Games	1983-84	11/20/83 through 12/4/83
8 Games	1969-70	1/29/70 through 2/15/70
8 Games	1969-70	1/11/70 through 1/25/70
8 Games	1967-68	12/25/67 through 1/7/68

LONGEST TEAM WINLESS STREAKS

GAMES	YEAR	DATES OF STREAK
17 Games (0-13-4)	1969-70	1/29/70 through 3/5/70
16 Games (0-7-9)	1981-82	12/26/81 through 1/27/82
14 Games (0-3-9-2)	2003-04	12/18/03 through 1/16/04
13 Games (0-7-6)	1976-77	11/5/76 through 12/2/76
11 Games (0-9-0-2)	2003-04	3/16/04 through 4/4/04
11 Games (0-7-4)	1970-71	11/28/70 through 12/19/70

LONGEST TEAM WINNING STREAKS AT HOME

GAMES	YEAR	DATES OF STREAK
12 Games	1992-93	10/10/92 through 12/5/92
10 Games	1990-91	10/13/90 through 11/20/90
*8 Games	2010-11	10/12/10 through 11/13/10
8 Games	1991-92	2/15/92 through 3/17/92
7 Games	2012-13	4/4/13 through 4/27/13
7 Games	1980-81	10/11/80 through 11/10/80
7 Games	1979-80	11/27/79 through 12/29/79
7 Games	1975-76	10/15/75 through 11/8/75
7 Games	1972-73	10/21/72 through 11/4/72

*Team record for longest home winning streak at start of season

KINGS ALL-TIME STREAKS

LONGEST TEAM POINT STREAKS AT HOME

GAMES	YEAR	DATES OF STREAK
13 Games (11-0-2)	2022-23	2/11/23 through 3/26/23
13 Games (12-0-1)	1992-93	10/10/92 through 12/8/92
11 Games (9-0-2-0)	2001-02	3/4/02 through 4/14/02
11 Games (10-0-1)	1990-91	10/11/90 through 11/20/90
10 Games (8-0-2)	1973-74	3/2/74 through 3/28/74
10 Games (8-0-2)	1972-73	10/21/72 through 11/22/72
9 Games (8-0-1)	1991-92	2/6/92 through 3/17/92
8 Games (8-0-0)	2010-11	10/12/10 through 11/13/10

LONGEST TEAM LOSING STREAKS AT HOME

GAMES	YEAR	DATES OF STREAK
9 Games	1985-86	2/8/86 through 3/12/86
8 Games	1971-72	10/13/71 through 11/6/71
7 Games (0-4-3)	2006-07	1/8/07 through 2/22/07
6 Games	2003-04	3/16/04 through 4/2/04
5 Games (0-5-0)	2019-20	1/4/20 through 2/1/20
5 Games (0-5-0)	2018-19	3/5/19 through 3/18/19
5 Games (0-5-0)	2018-19	11/8/18 through 11/24/18
5 Games (0-4-1)	2017-18	12/28/17 through 1/18/18
5 Games (0-4-1)	2017-18	11/4/17 through 11/16/17
5 Games	2002-03	12/30/02 through 1/11/03
5 Games	1979-80	1/29/80 through 2/14/80

LONGEST TEAM WINLESS STREAKS AT HOME

GAMES	YEAR	DATES OF STREAK
9 Games (0-9-0)	1985-86	2/8/86 through 3/12/86
9 Games (0-8-1)	1969-70	1/29/70 through 3/5/70
8 Games (0-6-2)	1998-99	10/18/98 through 11/19/98
8 Games (0-6-2)	1994-95	2/5/95 through 3/18/95
8 Games (0-6-2)	1993-94	2/12/94 through 3/12/94
8 Games (0-7-1)	1992-93	12/15/92 through 1/23/93
8 Games (0-8-0)	1971-72	10/13/71 through 11/6/71
8 Games (0-4-4)	1970-71	11/7/70 through 12/19/70

LONGEST TEAM WINNING STREAKS ON ROAD

GAMES	YEAR	DATES OF STREAK
8 Games	2013-14	2/26/14 through 3/27/14
8 Games	1974-75	12/18/74 through 1/16/75
7 Games	2009-10	12/31/09 through 1/31/10
6 Games	2021-22	1/30/22 through 2/25/22
6 Games	2010-11	2/23/11 through 3/29/11
5 Games	2008-09	2/3/09 through 2/18/09
5 Games	1984-85	10/29/84 through 11/14/84
5 Games	1980-81	11/16/80 through 12/11/80

LONGEST TEAM POINT STREAKS ON ROAD

GAMES	YEAR	DATES OF STREAK
11 Games (6-0-5)	1974-75	10/10/74 through 12/11/74
10 Games (8-0-2)	2021-22	1/23/22 through 2/25/22
10 Games (8-0-2)	2013-14	11/12/13 through 12/14/13
9 Games (6-0-3)	2010-11	1/22/11 through 2/17/11
8 Games (6-0-2)	2017-18	2/17/18 through 3/22/18
8 Games (8-0-0)	2013-14	2/26/14 through 3/27/14
8 Games (5-0-3)	1984-85	10/27/84 through 12/5/84
8 Games (8-0-0)	1974-75	12/18/74 through 1/16/75
7 Games (6-0-1)	2014-15	3/3/15 through 3/26/15
7 Games (4-0-3)	2011-12	12/19/11 through 1/17/12
7 Games (7-0-0)	2009-10	12/31/09 through 1/31/10
6 Games (6-0-0)	2010-11	2/23/11 through 3/29/11
6 Games (4-0-2)	1993-94	12/20/93 through 1/15/94
6 Games (4-0-2)	1992-93	3/26/93 through 4/10/93
6 Games (5-0-1)	1980-81	3/6/81 through 3/25/81
6 Games (5-0-1)	1980-81	11/16/80 through 12/13/80

LONGEST TEAM LOSING STREAKS ON ROAD

GAMES	YEAR	DATES OF STREAK
11 Games (0-10-1)	2019-20	10/24/19 through 12/7/19
11 Games	1969-70	1/11/70 through 2/15/70
10 Games	1993-94	11/9/93 through 12/18/93
10 Games	1971-72	11/13/71 through 12/21/71
9 Games	1986-87	1/31/87 through 3/6/87
9 Games	1983-84	2/24/84 through 3/17/84
9 Games	1967-68	12/13/67 through 1/21/68

KINGS ALL-TIME STREAKS

LONGEST TEAM WINLESS STREAKS ON ROAD

GAMES	YEAR	DATES OF STREAK
20 Games (0-16-4)	1969-70	1/11/70 through 4/3/70
19 Games (0-11-8)	1981-82	12/16/81 through 3/1/82
15 Games (0-11-4)	1995-96	1/8/96 through 2/26/96
15 Games (0-10-5)	1971-72	1/5/72 through 3/4/72
11 Games (0-10-1)	2019-20	10/24/19 through 12/7/19
11 Games (0-9-2)	1982-83	2/17/83 through 3/30/83
11 Games (0-11-0)	1969-70	1/11/70 through 2/15/70

OTHER TEAM STREAKS

MOST CONSECUTIVE TIE GAMES: 6

1/15/82 through 1/27/82

MOST CONSECUTIVE GAMES WITH A SHUTOUT: 3

10/18/11 through 10/22/11

MOST CONSECUTIVE GAMES SHUT OUT BY OPPONENT: 3

10/29/16 through 11/1/16

1/1/69 through 1/7/69

MOST CONSECUTIVE OVERTIME GAMES: 5*

4/3/10 through 4/11/10

MOST CONSECUTIVE OVERTIME GAMES AT HOME: 5

12/18/03 through 1/3/04

MOST CONSECUTIVE OVERTIME GAMES ON ROAD: 4*

11/25/15 through 12/12/15

1/7/04 through 1/16/04

LONGEST OVERTIME WINNING STREAK: 6*

10/3/13 through 10/30/13

12/9/9 through 1/30/10

LONGEST OVERTIME LOSING STREAK: 8*

11/25/14 through 1/19/15

*Includes Shootouts

INDIVIDUAL STREAKS

LONGEST POINT STREAK: 25 GAMES

Wayne Gretzky, 2/8/91 through 3/28/91 (8-49=57)

Bernie Nicholls, 10/16/84 through 12/10/84 (21-19=40)

LONGEST GOAL STREAK: 13 GAMES

Charlie Simmer, 11/24/79 through 12/27/79

LONGEST ASSIST STREAK: 23 GAMES

Wayne Gretzky, 2/8/91 through 3/24/91 (48 Assists) (NHL Record)

MOST CONSECUTIVE GAMES PLAYED: 460

Drew Doughty, 10/8/14 through 1/18/20

MOST CONSECUTIVE GAMES PLAYED, GOALIE: 34

Rogie Vachon, 12/18/73 through 3/2/74 (14-14-6 Record - 34 starts)

Gerry Desjardins, 10/11/69 through 1/6/70 (7-21-5 Record - 33 starts, 1 relief appearance)

MOST CONSECUTIVE STARTS, GOALIE: 34

Rogie Vachon, 12/18/73 through 3/2/74 (14-14-6 Record - 34 starts)

MOST CONSECUTIVE GAMES PLAYED TO START SEASON, GOALIE: 34

Gerry Desjardins, 10/11/69 through 1/6/70 (7-21-5 Record - 33 starts, 1 relief appearance)

MOST CONSECUTIVE GOALTENDING WINS: 9

Jonathan Quick, 1/21/10 through 2/6/10

MOST CONSECUTIVE GOALTENDING WINS TO START A CAREER: 8

Martin Jones, 12/3/13 through 12/21/13 (Tied NHL Record)

LONGEST GOALIE UNBEATEN STREAK: 13 GAMES

Gary Edwards, 12/18/74 through 3/13/75 (7-0-6)

LONGEST GOALIE SHUTOUT STREAK: 3 GAMES

Jonathan Quick, 10/18/11 through 10/22/11

LONGEST GOALIE SCORELESS STREAK: 202:11

Jonathan Quick, 10/15/11 (3rd period) through 10/27/11 (1st period)

KINGS ALL-TIME RECORD ON HOMESTANDS OF THREE OR MORE GAMES

9-GAMES (1); 1973-74 (7-0-2).

8-GAMES (5); 1968-69 (5-3-0); 1969-70 (3-5-0); 1972-73 (7-1-0); 2000-01 (2-5-1); 2010-11 (2-6-0).

7-GAMES (18); 1969-70 (2-3-2); 1970-71 (2-3-2); 1974-75 (5-1-1); 1975-76 (3-4-0); 1981-82 (2-3-2); 1984-85 (5-2-0); 1998-99 (4-3-0); 1999-00 (4-2-1); 2003-04 (3-4-0); 2008-09 (3-2-2); 2009-10 (3-4-0); 2014-15 (1-2-4); 2016-17 (3-4-0); 2016-17 (4-2-1); 2018-19 (3-4-0); 2020-21 (2-5-0); 2021-22 (1-4-2); 2021-22 (5-2-0), 2022-23 (5-0-2).

6-GAMES (24); 1971-72 (0-6-0); 1971-72 (1-5-0); 1974-75 (2-1-3); 1976-77 (3-2-1); 1978-79 (3-3-0); 1978-79 (3-2-1); 1978-79 (3-1-2); 1980-81 (4-2-0); 1980-81 (2-4-0); 1982-83 (3-3-0); 1986-87 (3-2-1); 1987-88 (3-3-0); 1990-91 (5-0-1); 1990-91 (1-3-2); 1991-92 (2-2-2); 1993-94 (4-1-1); 1997-98 (3-3-0); 1997-98 (4-2-0); 2000-01 (3-1-2); 2006-07 (2-3-1); 2007-08 (3-3-0); 2010-11 (3-2-1), 2011-12 (3-1-2); 2014-15 (6-0-0).

5-GAMES (66); 1967-68 (3-2-0); 1967-68 (2-2-1); 1968-69 (3-2-0); 1968-69 (3-2-0); 1968-69 (3-2-0); 1969-70 (2-3-0); 1970-71 (3-2-0); 1971-72 (1-3-1); 1972-73 (2-1-2); 1975-76 (2-1-1); 1975-76 (2-3-0); 1975-76 (2-2-1); 1976-77 (0-4-1); 1977-78 (2-1-2); 1977-78 (2-3-0); 1977-78 (1-2-2); 1981-82 (2-3-0); 1981-82 (3-2-0); 1981-82 (2-2-1); 1982-83 (3-2-0); 1985-86 (1-3-1); 1986-87 (3-2-0); 1986-87 (4-1-0); 1987-88 (1-4-0); 1987-88 (1-3-1); 1988-89 (4-1-0); 1988-89 (4-1-0); 1988-89 (3-1-1); 1988-89 (1-3-1); 1989-90 (3-1-1); 1989-90 (1-3-1); 1989-90 (4-1-0); 1990-91 (5-0-0); 1991-92 (3-1-1); 1991-92 (2-2-1); 1992-93 (4-1-0); 1992-93 (1-3-1); 1993-94 (2-3-0); 1995-96 (0-4-1); 1996-97 (1-3-1); 1996-97 (1-3-1); 1997-98 (2-2-1); 1999-2000 (3-1-1); 2000-01 (2-1-2); 2001-02 (2-3-0); 2001-02 (2-2-1); 2002-03 (2-3-0); 2003-04 (1-4-0); 2005-06 (4-1-0); 2005-06 (2-3-0); 2006-07 (2-2-1); 2010-11 (5-0-0); 2010-11 (3-1-1); 2012-13 (4-1-0); 2012-13 (3-2-0); 2013-14 (3-1-1); 2013-14 (2-3-0); 2015-16 (2-3-0); 2015-16 (3-2-0); 2015-16 (3-1-1); 2017-18 (1-4-0); 2017-18 (3-2-0); 2018-19 (2-3-0); 2019-20 (2-3-0); 2019-20 (3-1-1); 2021-22 (4-1).

4-GAMES (98); 1967-68 (3-1-0); 1967-68 (2-1-1); 1969-70 (1-3-0); 1970-71 (3-1-0); 1971-72 (2-2-0); 1972-73 (3-0-1); 1972-73 (2-2-0); 1973-74 (0-4-0); 1974-75 (3-0-1); 1974-75 (2-1-1); 1974-75 (2-2-0); 1975-76 (4-0-0); 1975-76 (1-1-2); 1976-77 (3-1-0); 1976-77 (3-1-0); 1977-78 (2-2-0); 1977-78 (1-2-1); 1978-79 (2-1-1); 1978-79 (1-2-1); 1979-80 (3-0-1); 1979-80 (1-1-2); 1979-80 (2-1-1); 1979-80 (1-3-0); 1980-81 (4-0-0); 1980-81 (1-1-2); 1981-82 (2-2-0); 1982-83 (1-3-0); 1983-84 (2-1-1); 1983-84 (3-0-1); 1983-84 (0-4-0); 1983-84 (1-2-1); 1983-84 (2-0-2); 1984-85 (2-2-0); 1984-85 (3-1-0); 1984-85 (2-0-2); 1985-86 (1-3-0); 1985-86 (2-2-0); 1985-86 (0-4-0); 1985-86 (0-3-1); 1986-87 (2-1-1); 1986-87 (1-3-0); 1987-88 (3-1-0); 1987-88 (3-1-0); 1988-89 (2-2-0); 1988-89 (3-0-1); 1989-90 (2-2-0); 1989-90 (2-2-0); 1989-90 (2-1-1); 1992-93 (1-2-1); 1992-93 (3-1-0); 1993-94 (1-3-0); 1994-95 (2-2-0); 1995-96 (2-1-1); 1996-97 (3-1-0); 1996-97 (4-0-0); 1998-99 (0-3-1); 1998-99 (1-3-0); 1998-99 (2-2-0); 2000-01 (2-2-0); 2001-02 (3-0-1); 2002-03 (0-2-1-1); 2003-04 (2-1-1); 2005-06 (2-2-0); 2005-06 (2-1-1); 2005-06 (4-0-0); 2006-07 (2-1-1); 2006-07 (2-2-0); 2007-08 (3-1-0); 2008-09 (2-2-0); 2008-09 (2-0-2); 2008-09 (1-3-0); 2009-10 (2-1-0); 2010-11 (3-0-0); 2011-12 (3-1-0); 2011-12 (2-2-0); 2011-12 (2-1-1); 2011-12 (3-1-0); 2013-14 (3-1-0); 2013-14 (3-1-0); 2013-14 (3-1-0); 2013-14 (1-3-0); 2014-15 (3-1-0); 2014-15 (3-0-1); 2015-16 (4-0-0); 2015-16 (2-1-1); 2016-17 (2-2-0); 2017-18 (3-0-1); 2017-18 (0-4-0); 2018-19 (2-2-0); 2018-19 (1-2-1); 2019-20 (2-1-1); 2019-20 (1-3-0); 2019-20 (4-0-0)*; 2020-21 (1-1-2); 2020-21 (1-3-0); 2021-22 (2-1-1); 2021-22 (3-1); 2022-23 (4-0-0); 2022-23 (1-1-2); 2022-23 (2-2-0).

TIMES THE KINGS HAVE SWEEPED A 3-GAME HOMESTAND (23); 1968-69; 1974-75; 1979-80; 1982-83; 1988-89; 1989-90; 1990-91 (2); 1991-92; 1992-93; 2000-01; 2001-02; 2002-03; 2008-09; 2009-10; 2010-11; 2012-13; 2014-15; 2015-16; 2016-17; 2017-18, 2022-23 (2).

TIMES THE KINGS HAVE BEEN SWEEPED ON A 3-GAME HOMESTAND (8); 1973-74; 1979-80; 1985-86; 1993-94; 1999-2000; 2002-03; 2018-19; 2019-20.

KINGS ALL-TIME RECORD ON ROAD TRIPS OF THREE OR MORE GAMES

9-GAMES (1); 1969-70 (1-7-1).

8-GAMES (5); 1969-70 (1-7-0); 1970-71 (2-4-2); 1978-79 (4-4-0); 2002-03 (2-3-1-2); 2007-08 (4-3-1).

7-GAMES (16); 1971-72 (0-4-3); 1973-74 (3-3-1); 1974-75 (6-1-0); 1975-76 (3-4-0); 1976-77 (1-6-0); 1977-78 (1-3-3); 1979-80 (3-2-2); 1981-82 (0-5-2); 1982-83 (1-5-1); 1987-88 (2-4-1); 1991-92 (4-2-1); 1993-94 (2-4-1); 1999-00 (4-3-0); 2015-16 (3-3-1); 2016-17 (3-2-2); 2017-18 (4-3-0).

6-GAMES (30); 1967-68 (2-2-2); 1967-68 (3-3-0); 1968-69 (1-4-1); 1971-72 (1-5-0); 1972-73 (1-5-0); 1972-73 (1-5-0); 1977-78 (1-4-1); 1980-81 (1-3-2); 1983-84 (1-3-2); 1985-86 (2-4-0); 1986-87 (4-2-0); 1988-89 (4-2-0); 1989-90 (2-4-0); 1989-90 (2-3-1); 1990-91 (3-3-0); 1992-93 (2-3-1); 1992-93 (3-1-2); 1997-98 (2-4-0); 2001-02 (1-4-0-1); 2008-09 (2-3-1); 2009-10 (3-3-0); 2010-11 (3-1-2); 2011-12 (2-3-1); 2015-16 (3-2-1); 2017-18 (4-2-0); 2018-19 (3-2-1); 2019-20 (3-1-2); 2020-21 (4-1-1); 2021-22 (4-0-2); 2022-23 (3-2-1); 2022-23 (3-2-1).

5-GAMES (69); 1967-68 (0-5-0); 1968-69 (0-4-1); 1972-73 (1-3-1); 1973-74 (0-4-1); 1974-75 (2-0-3); 1974-75 (2-2-1); 1976-77 (1-2-2); 1976-77 (4-1-0); 1977-78 (3-2-0); 1978-79 (2-3-0); 1979-80 (2-3-0); 1979-80 (1-4-0); 1980-81 (3-2-0); 1981-82 (1-3-1); 1981-82 (2-2-1); 1982-83 (0-5-0); 1984-85 (1-2-2); 1985-86 (2-2-1); 1985-86 (3-1-1); 1985-86 (3-2-0); 1985-86 (1-4-0); 1986-87 (0-5-0); 1986-87 (2-2-1); 1986-87 (0-5-0); 1987-88 (0-5-0); 1987-88 (2-2-1); 1987-88 (2-3-0); 1988-89 (3-2-0); 1988-89 (1-3-1); 1989-90 (3-2-0); 1990-91 (1-2-2); 1990-91 (4-1-0); 1990-91 (2-3-0); 1992-93 (2-3-0); 1992-93 (1-4-0); 1994-95 (3-2-0); 1995-96 (2-2-1); 1995-96 (0-5-0); 1997-98 (0-2-3); 1997-98 (3-1-1); 1998-99 (2-2-1); 1998-99 (2-2-1); 1998-99 (1-4-0); 1999-00 (3-1-1); 2000-01 (2-3-0); 2001-02 (4-1-0); 2002-03 (2-1-1-1); 2002-03 (2-3-0); 2003-04 (1-1-1-2); 2006-07 (2-1-2); 2008-09 (4-1-0); 2008-09 (1-4-0); 2009-10 (3-2-0); 2009-10 (5-0-0); 2010-11 (3-2-0); 2010-11 (3-2-0); 2012-13 (2-3-0); 2012-13 (3-1-1); 2013-14 (1-3-1); 2014-15 (1-3-1); 2014-15 (1-3-1); 2014-15 (2-3-0); 2014-15 (3-2-0); 2015-16 (2-2-1); 2016-17 (1-3-1); 2016-17 (3-2-0); 2019-20 (1-3-1); 2022-23 (3-2-0); 2022-23 (2-2-1).

4-GAMES (103); 1967-68 (1-3-0); 1968-69 (1-2-1); 1968-69 (0-3-1); 1969-70 (0-1-3); 1970-71 (0-4-0); 1970-71 (0-2-2); 1971-72 (0-4-0); 1971-72 (0-4-0); 1972-73 (0-3-1); 1973-74 (0-2-2); 1973-74 (2-2-0); 1973-74 (1-1-2); 1975-76 (0-4-0); 1975-76 (1-1-2); 1977-78 (1-2-1); 1978-79 (1-3-0); 1978-79 (2-1-1); 1978-79 (1-3-0); 1979-80 (1-3-0); 1979-80 (1-3-0); 1979-80 (1-3-0); 1980-81 (2-1-1); 1980-81 (3-1-0); 1980-81 (3-0-1); 1981-82 (2-2-0); 1982-83 (2-1-1); 1982-83 (2-1-1); 1982-83 (0-3-1); 1983-84 (3-1-0); 1983-84 (0-4-0); 1984-85 (0-3-1); 1984-85 (2-1-1); 1984-85 (0-2-2); 1984-85 (3-1-0); 1987-88 (1-2-1); 1988-89 (2-2-0); 1988-89 (0-3-1); 1988-89 (2-2-0); 1989-90 (1-3-0); 1989-90 (0-4-0); 1990-91 (2-1-1); 1990-91 (1-2-1); 1991-92 (1-3-0); 1991-92 (2-1-1); 1991-92 (2-2-0); 1991-92 (1-2-1); 1992-93 (2-2-0); 1993-94 (0-4-0); 1993-94 (1-2-1); 1994-95 (2-0-2); 1995-96 (0-3-1); 1995-96 (0-3-1); 1996-97 (2-0-2); 1996-97 (0-4-0); 1996-97 (1-2-0); 1996-97 (0-3-1); 1997-98 (1-2-1); 1998-99 (1-3-0); 1999-00 (1-3-0); 2000-01 (3-1-0); 2000-01 (2-2-0); 2000-01 (3-1-0); 2001-02 (1-1-2); 2001-02 (2-1-1); 2001-02 (0-3-1); 2003-04 (3-0-0-1); 2003-04 (1-1-0-2); 2003-04 (1-0-2-1); 2003-04 (0-3-0-1); 2005-06 (2-1-1); 2005-06 (1-3-0); 2005-06 (1-3-0); 2005-06 (0-2-2); 2005-06 (4-2-0); 2006-07 (0-4-0); 2006-07 (0-1-3); 2007-08 (0-3-1); 2009-10 (1-3-0); 2010-11 (1-3-0); 2010-11 (1-3-0); 2010-11 (4-0-0); 2011-12 (2-2-0); 2011-12 (2-2-0); 2011-12 (2-1-1); 2013-14 (3-1-0); 2013-14 (3-0-1); 2013-14 (3-1-0); 2013-14 (0-4-0); 2013-14 (1-2-1); 2015-16 (4-0-0); 2016-17 (2-2-0); 2017-18 (4-0-0); 2017-18 (1-2-1); 2017-18 (2-2-0); 2017-18 (2-1-1); 2018-19 (1-3-0); 2018-19 (0-2-2); 2018-19 (0-3-1); 2019-20 (1-3-0); 2019-20 (0-4-0); 2020-21 (2-1-0); 2020-21 (1-2-1); 2020-21 (1-3-0); 2020-21 (3-1-0); 2021-22 (0-3-1); 2021-22 (3-0-1); 2021-22 (2-2-1); 2021-22 (3-1); 2022-23 (1-2-1); 2022-23 (2-2-0).

KINGS BEST 3-GAME TRIPS; 1984-85 (3-0-0); 1997-98 (2-0-1); 1999-00 (2-0-1); 1999-00 (2-0-1); 2005-06 (2-0-1); 2008-09 (2-0-1); 2010-11 (2-0-1); 2011-12 (2-0-1); 2013-14 (3-0-0); 2013-14 (3-0-0); 2021-22 (2-0-1).

NOTES: In 1984-85 the Kings played eight consecutive games on the road, however, after the first four games at Washington, Montreal, the NY Islanders and Chicago the club returned to L.A. for three days before leaving to play another four games at Edmonton, Winnipeg (2) and Vancouver. This is counted as two four-game trips.

In 2003-04 the Kings played seven consecutive road games, however, after the first two at Edmonton and Calgary the Kings had a full week off for the All-Star break and then embarked on a five-game trip to Minnesota, Columbus, Buffalo, New Jersey and the NY Islanders.

In 2010-11 the Kings played 10 consecutive road games. After playing three straight on the road at Minnesota, Edmonton and Calgary, the team returned home for three days before leaving on a six-game trip that included stops in Pittsburgh, Washington, Philadelphia, Columbus, the NY Rangers and the NY Islanders. After returning home from the east coast, the Kings played their 10th consecutive road game three days later at Anaheim.

In 2013-14 the Kings played eight consecutive games away from STAPLES Center in January. Seven of the eight games were played on the road, and one of the eight was played in LA at Dodger Stadium as the Kings hosted Anaheim as part of the NHL's Stadium Series on January 25, 2014. The announced sellout crowd for the game was 54,099.

In 2016-17, the Kings played nine consecutive road games in December, but the nine games were broken up into two trips. The Kings played seven straight road games from December 13-23 and then returned home for the Christmas Break. After the break, the team played two more road games in Vancouver and Edmonton (December 28-29).

In 2019-20 the season was cut short due to the COVID-19 pandemic. The Kings were in the midst of a 9-game homestand, which would have tied a franchise record for longest homestand in LA Kings history. It is listed as a 4-game homestand, as only four of the nine games were played before the season was cancelled.

KINGS YEAR-BY-YEAR SITUATIONAL STATS

	HOME	ROAD	Vs. DIVISION	1-GOAL GAMES	SCORING 1ST GOAL	ALLOWING 1ST GOAL	LEADING AFTER 2
1967-68	20-13-4	11-20-6	21-21-8	5-6	-	-	-
1968-69	19-14-5	5-28-5	14-18-8	7-4	-	-	-
1969-70	12-22-4	2-30-6	10-23-7	4-10	-	-	-
1970-71	17-14-8	8-26-5	14-18-4	4-4	-	-	-
1971-72	14-23-2	6-26-7	8-25-3	1-8	-	-	-
1972-73	21-11-7	10-25-4	17-16-5	4-8	-	-	-
1973-74	22-13-4	11-20-8	21-13-4	9-7	-	-	-
1974-75	22-7-11	20-10-10	14-3-7	5-4	-	-	-
1975-76	22-13-5	16-20-4	10-11-3	9-7	-	-	-
1976-77	20-13-7	14-18-8	13-6-5	6-12	-	-	-
1977-78	18-16-6	13-18-9	10-9-5	3-7	-	-	-
1978-79	20-13-7	14-21-5	14-12-6	7-5	-	-	-
1979-80	18-13-9	12-23-5	5-7-4	9-5	-	-	-
1980-81	22-11-7	21-13-6	7-6-3	11-5	-	-	-
1981-82	19-15-6	5-26-9	11-13-8	7-9	13-11-5	11-30-10	17-6-3
1982-83	20-13-7	7-28-5	9-17-6	6-5	19-16-5	8-25-7	24-5-2
1983-84	13-19-8	10-25-5	9-18-5	7-10	17-11-5	6-33-8	18-2-4
1984-85	20-14-6	14-18-8	12-14-6	12-11	24-11-7	10-21-7	27-5-8
1985-86	9-27-4	14-22-4	7-20-5	12-10	14-12-4	9-37-4	14-1-2
1986-87	20-17-3	11-24-5	10-19-3	11-14	18-16-5	13-25-3	22-7-2
1987-88	19-18-3	11-24-5	12-17-3	11-12	18-11-3	12-31-5	24-3-1
1988-89	25-12-3	17-19-4	12-16-4	12-8	24-13-4	18-18-3	30-3-3
1989-90	21-16-3	13-23-4	11-15-6	8-11	26-10-1	8-29-6	22-5-1
1990-91	26-9-5	20-15-5	19-9-4	9-11	35-10-8	11-14-2	39-2-4
1991-92	20-11-9	15-20-5	16-13-6	10-7	19-11-7	16-20-7	28-2-7
1992-93	22-15-5	17-20-5	17-16-4	9-8	31-11-3	8-24-7	29-2-5
1993-94	18-19-5	9-26-7	12-14-6	9-15	16-15-7	11-30-4	21-4-6
1994-95	7-11-6	9-12-3	5-15-4	6-3	12-7-4	4-16-5	14-0-3
1995-96	16-16-9	8-24-9	10-14-8	12-14	16-13-7	8-27-11	17-3-3
1996-97	18-16-7	10-27-4	12-16-4	8-13	23-11-4	5-32-6	23-2-2
1997-98	22-16-3	16-17-8	19-11-2	14-13	31-5-2	7-28-9	28-0-5
1998-99	18-20-3	14-25-2	6-18-0	16-19	25-9-4	7-36-1	23-4-1
1999-00	21-13-5-2	18-14-7-2	8-10-3-3	15-12	24-7-6-1	15-20-6-3	29-1-2-1
2000-01	20-12-7-2	18-16-5-2	8-7-4-1	11-12	30-7-9-2	8-21-3-1	31-1-2-2
2001-02	22-12-6-1	18-15-5-3	10-4-4-2	16-16	27-7-5-3	13-20-6-1	26-1-1-1
2002-03	19-19-2-1	14-18-4-5	10-9-1-0	14-20	22-14-4-2	11-23-1-3	25-3-1-2
2003-04	15-16-9-1	13-13-7-8	9-9-5-1	11-20	24-8-7-5	4-21-9-4	24-1-6-3
2004-05			DNP — LOCKOUT				
2005-06	26-14-1	16-21-4	14-14-4	23-17	25-11-4	17-24-1	25-3-0
2006-07	16-16-9	11-25-5	10-18-4	11-24	17-12-8	10-29-6	17-2-5
2007-08	17-22-3	15-22-4	12-18-2	10-20	17-11-5	15-32-2	22-2-0
2008-09	18-15-8	16-22-3	10-10-4	20-23	26-9-4	8-28-7	24-4-2
2009-10	22-13-6	24-14-3	15-6-3	25-19	34-7-5	12-20-4	29-0-2
2010-11	25-13-3	21-17-3	12-10-2	22-9-6	36-12-2	10-18-4	26-0-1
2011-12	22-14-5	18-13-10	13-4-7	17-14-15	32-5-8	8-22-7	28-0-6
2012-13	19-4-1	8-12-4	9-7-2	11-5-5	21-3-2	6-13-3	19-1-2
2013-14	23-14-4	23-14-4	16-10-3	21-14-8	36-11-5	10-17-3	27-3-0
2014-15	25-9-7	15-18-8	14-7-8	13-9-15	27-5-9	13-22-6	27-3-5
2015-16	26-12-3	22-16-3	18-11-0	27-11-6	30-11-3	18-17-3	31-5-1
2016-17	23-16-2	16-19-6	12-14-3	19-13-8	21-5-5	18-30-3	19-1-2
2017-18	23-15-3	22-14-5	13-11-5	14-11-8	25-3-4	20-26-4	27-2-1
2018-19	17-21-3	14-21-6	14-12-3	14-8-9	21-6-3	10-36-6	20-1-3
2019-20	19-13-2	10-22-4	10-14-1	15-9-6	23-11-5	6-24-1	18-1-1
2020-21	9-14-5	12-14-2	21-28-7	7-8-7	14-7-0	7-21-7	14-0-2
2021-22	21-16-4	23-11-7	12-10-4	19-8-11	28-7-5	16-20-6	29-2-6
2022-23	26-11-4	21-14-6	15-8-3	21-6-10	32-6-3	15-19-7	34-2-3

KINGS YEAR-BY-YEAR SITUATIONAL STATS

	TRAILING AFTER 2	SHOTS/GM FOR	SHOTS/GM AGAINST	OVERTIME RECORD	INJ	GF (RANK)	GA (RANK)
1967-68	-	-	-	-	-	200 (7)	224 (10)
1968-69	-	-	-	-	-	185 (11)	260 (10)
1969-70	-	-	-	-	-	168 (12)	290 (12)
1970-71	-	-	-	-	-	239 (6)	303 (12)
1971-72	-	-	-	-	-	206 (11)	305 (12)
1972-73	-	-	-	-	-	232 (13)	245 (9)
1973-74	-	-	-	-	-	233 (11)	231 (5)
1974-75	-	-	-	-	-	269 (T-10)	185 (2)
1975-76	-	-	-	-	-	263 (9)	265 (8)
1976-77	-	-	-	-	-	271 (8)	241 (6)
1977-78	-	-	-	-	-	243 (12)	245 (8)
1978-79	-	-	-	-	-	292 (6)	286 (10)
1979-80	-	-	-	-	-	290 (10)	313 (T-17)
1980-81	-	-	-	-	-	337 (3)	290 (7)
1981-82	3-29-6	32.0	30.5	-	-	314 (14)	369 (20)
1982-83	0-33-4	33.4	30.6	-	-	308 (11)	365 (19)
1983-84	2-35-4	30.9	31.7	1-3-13	-	309 (11)	376 (19)
1984-85	4-24-4	31.9	30.2	3-2-14	-	339 (6)	326 (15)
1985-86	3-42-2	30.3	35.2	3-3-8	201	284 (18)	389 (20)
1986-87	5-26-3	30.9	31.1	2-2-8	200	318 (T-2)	341 (20)
1987-88	1-33-4	30.8	32.1	1-3-8	269	318 (5)	359 (21)
1988-89	5-24-3	31.6	33.7	6-1-7	214	376 (1)	335 (T-16)
1989-90	5-26-4	29.7	31.0	3-2-7	198	338 (2)	337 (18)
1990-91	2-17-3	29.5	30.1	4-2-10	228	340 (3)	254 (4)
1991-92	3-24-3	30.2	33.3	0-0-9	192	287 (10)	296 (14)
1992-93	2-29-2	34.0	34.4	2-1-10	251	338 (5)	340 (21)
1993-94	3-37-1	33.0	36.3	3-3-12	165	294 (T-6)	322 (24)
1994-95	1-21-5	30.1	34.8	0-0-9	206	142 (10)	174 (T-23)
1995-96	2-32-6	30.1	35.4	3-2-18	380	256 (11)	302 (23)
1996-97	1-37-3	29.0	33.9	0-3-11	349	214 (T-23)	268 (20)
1997-98	3-26-3	26.8	30.3	3-2-11	178	227 (8)	225 (T-18)
1998-99	3-30-0	28.2	30.0	5-2-5	335	189 (25)	222 (16)
1999-00	3-21-1-2	29.5	27.9	5-4-12	244	245 (5)	228 (17)
2000-01	1-22-2-1	27.9	26.3	3-3-13	196	252 (6)	228 (17)
2001-02	4-20-4-1	25.7	25.0	3-4-11	211	214 (16)	190 (6)
2002-03	3-31-1-2	27.7	26.1	6-7-6	536	203 (22)	221 (15)
2003-04	1-24-3-3	28.6	27.0	2-9-16	629	205 (18)	217 (20)
2004-05			DNP — LOCKOUT				
2005-06	10-23-1	29.2	30.0	10-5	369	243 (T-17)	269 (23)
2006-07	3-32-5	31.0	29.8	6-14	181	223 (20)	277 (27)
2007-08	5-34-3	28.6	32.0	7-7	193	226 (T-13)	263 (28)
2008-09	4-28-4	30.0	28.1	8-11	153	202 (27)	226 (11)
2009-10	8-23-3	29.1	27.6	14-9	190	231 (T-9)	211 (9)
2010-11	4-21-2	28.8	27.9	11-6	172	209 (25)	196 (T-6)
2011-12	1-22-3	30.6	27.4	9-15	169	188 (29)	170 (2)
2012-13	3-11-0	29.8	25.0	3-5	54	131 (10)	114 (T-7)
2013-14	6-21-3	31.6	26.2	12-8	100	198 (26)	168 (1)
2014-15	3-20-5	30.9	27.0	3-15	136	218 (18)	197 (T-4)
2015-16	8-17-1	32.0	27.5	14-6	221	223 (14)	192 (3)
2016-17	5-31-1	31.1	25.9	14-8	237	199 (T-24)	201 (6)
2017-18	6-22-4	31.0	30.9	11-8	168	237 (16)	202 (1)
2018-19	2-36-3	28.8	31.4	9-9	248	199 (30)	259 (22)
2019-20	2-30-1	33.2	29.7	8-6	107	177 (30)	209 (T-13)
2020-21	2-23-2	28.3	31.2	2-7	152	142 (27)	169 (21)
2021-22	7-21-3	34.9	28.5	9-11	235	235 (20)	232 (T-23)
2022-23	4-18-2	32.4	27.9	10-10	156	274 (T-10)	254 (16)

NOTE: GF and GA totals do not include shootout goals.

KINGS ALL-TIME HIGHEST SCORING GAMES (FOR AND AGAINST)

12-GOAL GAMES (FOR)

11/29/84, KINGS 12 vs. Vancouver 1

11-GOAL GAMES (FOR)

11/8/92, KINGS 11 at San Jose 4
2/18/89, KINGS 11 vs. Quebec 3
1/20/81, KINGS 11 vs. Detroit 4
4/6/74, KINGS 11 vs. Vancouver 1

10-GOAL GAMES (FOR)

10/9/93, KINGS 10 vs. Detroit 3
2/16/93, KINGS 10 at Minnesota 5
1/21/87, KINGS 10 vs. Pittsburgh 5
10/31/84, KINGS 10 at Vancouver 3
10/15/81, KINGS 10 vs. Colorado 2
3/14/81, KINGS 10 vs. Minnesota 4
12/4/78, KINGS 10 vs. Washington 2

9-GOAL GAMES (FOR)

2/9/16, KINGS 9 at Boston 2
1/1/08, KINGS 9 vs. Chicago 2
11/16/95, KINGS 9 vs. NY Islanders 2
12/11/93, KINGS 9 vs. St. Louis 1
3/29/93, KINGS 9 at Detroit 3
12/28/91, KINGS 9 at Edmonton 4
2/2/91, KINGS 9 vs. Vancouver 1
3/24/90, KINGS 9 vs. St. Louis 3
1/18/90, KINGS 9 vs. Detroit 4
12/19/89, KINGS 9 vs. Winnipeg 5
1/14/89, KINGS 9 vs. Hartford 6
12/1/88, KINGS 9 vs. Toronto 3
11/29/88, KINGS 9 vs. New Jersey 3
3/30/88, KINGS 9 vs. Calgary 7
3/26/88, KINGS 9 vs. Chicago 5
11/29/86, KINGS 9 vs. New Jersey 3
2/1/86, KINGS 9 at Winnipeg 6
1/17/86, KINGS 9 at Vancouver 7
3/24/84, KINGS 9 vs. Detroit 7
12/30/83, KINGS 9 at Hartford 3
1/11/83, KINGS 9 at Washington 7
3/27/82, KINGS 9 vs. Colorado 4
3/17/82, KINGS 9 vs. Calgary 4
10/20/81, KINGS 9 at NY Islanders 6
12/22/79, KINGS 9 vs. Edmonton 3
1/1/76, KINGS 9 at Buffalo 6
12/27/75, KINGS 9 vs. Kansas City 4
11/4/72, KINGS 9 vs. NY Islanders 2
4/1/72, KINGS 9 vs. California 4
12/26/70, KINGS 9 vs. California 3
3/7/68, KINGS 9 vs. Oakland 2

12-GOAL GAMES (AGAINST)

None

11-GOAL GAMES (AGAINST)

10/17/88, Kings 4 at Calgary 11
11/25/86, Kings 5 at Vancouver 11
1/6/83, Kings 3 at Montreal 11
11/25/81, Kings 4 at Edmonton 11
11/14/71, Kings 2 at Boston 11

10-GOAL GAMES (AGAINST)

1/14/06, Kings 1 at Buffalo 10
2/13/93, Kings 3 vs. Washington 10
12/29/92, Kings 2 vs. Philadelphia 10
12/6/87, Kings 3 at Washington 10
11/13/87, Kings 7 at Calgary 10
3/30/83, Kings 5 at Winnipeg 10
12/27/81, Kings 3 at Edmonton 10
11/5/81, Kings 2 at Detroit 10
1/8/72, Kings 2 at Montreal 10

9-GOAL GAMES (AGAINST)

11/29/22, Kings 8 vs. Kraken 9
4/13/22, Kings 3 at Colorado 9
2/13/96, Kings 4 at Detroit 9
2/21/92, Kings 7 at Calgary 9
10/31/90, Kings 4 at NY Rangers 9
3/2/90, Kings 3 at Winnipeg 9
3/18/89, Kings 3 vs. Calgary 9
10/11/87, Kings 2 vs. Edmonton 9
3/6/87, Kings 3 at Edmonton 9
12/20/85, Kings 4 at Edmonton 9
11/27/85, Kings 0 vs. Hartford 9
10/13/85, Kings 2 vs. Calgary 9
12/8/84, Kings 7 at Montreal 9
11/24/84, Kings 5 vs. Winnipeg 9
3/17/84, Kings 1 at Edmonton 9
2/28/84, Kings 1 at Calgary 9
1/16/84, Kings 3 at Minnesota 9
3/26/83, Kings 3 vs. Edmonton 9
11/7/81, Kings 4 vs. Toronto 9
10/25/81, Kings 4 at Winnipeg 9
1/27/80, Kings 1 at Buffalo 9
12/6/79, Kings 4 at Philadelphia 9
3/10/79, Kings 4 at Toronto 9
3/12/78, Kings 3 at Boston 9
10/8/75, Kings 0 at Montreal 9
1/14/71, Kings 5 at Boston 9
1/26/69, Kings 3 at Chicago 9
12/31/67, Kings 1 at Philadelphia 9

BEST MONTHS IN KINGS HISTORY

OCTOBER

PTS	RECORD	YEAR
19	9-2-1	2017
19	9-3-1	1990
18	9-5-0	2013
18	8-4-2	2009
18	8-3-2	1999
17	7-3-3	1991
16	8-3-0	2010
16	8-4-0	2005
16	8-4-0	1975
16	6-1-4	1974

NOVEMBER

PTS	RECORD	YEAR
20	10-4-0	1988
19	9-3-1	1992
18	7-2-4	2013
18	9-3-0	1984
18	9-5-0	1980

DECEMBER

PTS	RECORD	YEAR
21	10-3-1	2015
20	9-4-2	2022
19	9-4-1	2010
19	9-5-1	2005
19	8-4-3	1980
18	8-3-2	2017
18	9-5-0	2013
18	7-4-4	2001
18	8-3-2	1974
17	8-5-1	2009
17	8-5-1	1988
17	8-4-1	1986

JANUARY

PTS	RECORD	YEAR
22	11-3-0	2002
20	10-4-0	2010
20	9-3-2	1975
18	8-4-2	2022
18	5-2-7-1	2004
18	9-5-0	1991
17	7-5-3	1981
17	8-6-1	1976

FEBRUARY

PTS	RECORD	YEAR
22	10-2-2	1991
20	9-4-2	1992
19	8-2-3	2011
17	8-4-1	2000
17	7-3-3	1983
16	7-4-2	2021
16	8-6-0	2018
16	8-4-0	2014
16	8-4-0	2013
15	7-5-1	2016
14	6-5-2	2009
14	7-5-0	2003
14	7-6-0	1988

MARCH

PTS	RECORD	YEAR
22	11-4-0	2014
21	10-6-1	2013
21	10-4-1	2012
21	8-2-4-1	2001
21	9-2-3	1981
20	9-2-2	2023
20	9-3-2	2011
20	9-2-2	1974
19	8-4-3	2018
19	9-5-1	2016
19	8-4-3	1991
19	8-4-3	1977
19	8-5-3	2022

BEST POINTS PCT./ONE MONTH*

PCT	RECORD	YEAR
.833	7-1-1	1980/OCT
.792	9-2-1	2017/OCT
.786	11-3-0	2002/JAN
.786	10-2-2	1991/FEB
.769	9-2-2	2023/MAR
.769	9-2-2	1974/MAR
.750	10-3-1	2015/DEC
.750	9-3-0	1984/NOV
.750	9-2-3	1981/MAR

MOST WINS/ONE MONTH

WINS	MONTH	YEAR
11	MAR	2014
11	JAN	2002
10	DEC	2015
10	MAR	2013
10	MAR	2012
10	JAN	2010
10	FEB	1991
10	NOV	1988

*(Minimum 9 games)

KINGS OPENING NIGHT HISTORY

Season Openers (22-22-9)

Year	Opponent	Result	Attn.
1967-68	Philadelphia	4-2 W	7,023
1968-69	at St. Louis	6-0 L	14,674
1969-70	at Montreal	5-1 L	16,454
1970-71	at Vancouver	3-1 W	15,062
1971-72	at California	4-4 T	5,994
1972-73	at Pittsburgh	4-2 L	11,105
1973-74	Chicago	3-0 L	14,473
1974-75	at Philadelphia	5-3 W	17,007
1975-76	at Montreal	9-0 L	15,221
1976-77	at Cleveland	2-2 T	8,899
1977-78	Cleveland	2-0 W	11,643
1978-79	Washington	4-2 L	8,318
1979-80	Detroit	4-4 T	9,211
1980-81	Detroit	8-1 W	11,210
1981-82	NY Islanders	4-1 L	9,744
1982-83	Vancouver	3-3 T	9,440
1983-84	Minnesota	3-3 T	8,852
1984-85	Edmonton	2-2 T	11,261
1985-86	Vancouver	6-5 L	8,813
1986-87	St. Louis	4-3 L	8,403
1987-88	NY Islanders	4-1 L	10,748
1988-89	Detroit	8-2 W	16,005
1989-90	Toronto	4-2 W	15,598
1990-91	NY Islanders	4-1 W	16,005
1991-92	at Winnipeg	6-3 W	14,558
1992-93	at Calgary	5-4 W (OT)	19,461
1993-94	Vancouver	5-2 L	16,005
1994-95	Toronto	3-3 T	16,005
1995-96	Colorado	4-2 W	16,005
1996-97	NY Islanders	1-0 W	15,757
1997-98	at Pittsburgh	3-3 T	14,879
1998-99	at Edmonton	2-1 W	17,100
1999-00	at Nashville	2-0 W	17,113
2000-01	at Washington	4-1 W	18,082
2001-02	Phoenix	2-2 T	18,210
2002-03	Phoenix	4-1 W	18,260
2003-04	at Detroit	3-2 L	20,066
2004-05	DNP - Lockout		
2005-06	at Dallas	5-4 L	18,532
2006-07	at Anaheim	4-3 L	17,174
2007-08	Anaheim*	4-1 W	17,551
2008-09	at San Jose	3-1 L	17,496
2009-10	Phoenix	6-3 L	18,118
2010-11	at Vancouver	2-1 W (SO)	18,860
2011-12	NY Rangers**	3-2 W (OT)	13,800
2012-13	Chicago	5-2 L	18,545
2013-14	at Minnesota	3-2 W (SO)	18,511
2014-15	San Jose	4-0 L	18,514
2015-16	San Jose	5-1 L	18,230
2016-17	at San Jose	2-1 L	17,562
2017-18	Philadelphia	2-0 W	18,230
2018-19	San Jose	3-2 L (OT)	18,230
2019-20	at Edmonton	6-5 L	18,347
2021-22	Vegas	6-2 W	16,589
2022-23	Vegas	4-3 L	18,230

Home Openers (26-19-10)

Year	Opponent	Result	Attn.
1967-68	Philadelphia	4-2 W	7,023
1968-69	Boston	2-1 W	10,280
1969-70	Oakland	5-0 W	10,018
1970-71	Boston	8-5 L	11,584
1971-72	Pittsburgh	4-1 L	7,828
1972-73	Philadelphia	4-3 L	7,554
1973-74	Chicago	3-0 L	14,473
1974-75	Kansas City	3-0 W	14,384
1975-76	Washington	4-3 W	10,092
1976-77	Washington	7-1 W	12,859
1977-78	Cleveland	2-0 W	11,643
1978-79	Washington	4-2 L	8,318
1979-80	Detroit	4-4 T	9,211
1980-81	Detroit	8-1 W	11,210
1981-82	NY Islanders	4-1 L	9,744
1982-83	Vancouver	3-3 T	9,440
1983-84	Minnesota	3-3 T	8,852
1984-85	Edmonton	2-2 T	11,261
1985-86	Vancouver	6-5 L	8,813
1986-87	St. Louis	4-3 L	8,403
1987-88	NY Islanders	4-1 L	10,748
1988-89	Detroit	8-2 W	16,005
1989-90	Toronto	4-2 W	15,598
1990-91	NY Islanders	4-1 W	16,005
1991-92	Edmonton	6-3 W	16,005
1992-93	Detroit	5-3 L	16,005
1993-94	Vancouver	5-2 L	16,005
1994-95	Toronto	3-3 T	16,005
1995-96	Colorado	4-2 W	16,005
1996-97	NY Islanders	1-0 W	15,757
1997-98	Ottawa	7-4 W	16,005
1998-99	Boston	2-1 W (OT)	16,005
1999-00	Boston	2-2 T	18,118
2000-01	St. Louis	4-4 T	18,118
2001-02	Phoenix	2-2 T	18,210
2002-03	Phoenix	4-1 W	18,260
2003-04	Ottawa	4-3 W	18,180
2004-05	DNP - Lockout		
2005-06	Phoenix	3-2 W	18,118
2006-07	St. Louis	4-1 W	18,118
2007-08	Anaheim*	4-1 W	17,551
2008-09	San Jose	1-0 L	18,118
2009-10	Phoenix	6-3 L	18,118
2010-11	Atlanta	3-1 W	18,118
2011-12	NY Rangers**	3-2 W (OT)	13,800
2012-13	Chicago	5-2 L	18,545
2013-14	NY Rangers	3-1 L	18,118
2014-15	San Jose	4-0 L	18,514
2015-16	San Jose	5-1 L	18,230
2016-17	Philadelphia	4-2 L	18,453
2017-18	Philadelphia	2-0 W	18,230
2018-19	San Jose	3-2 L (OT)	18,230
2019-20	Nashville	7-4 W	18,230
2021-22	Vegas	6-2 W	16,589
2022-23	Vegas	4-3 L	18,230

* Game played at the O2 Arena in London on September 29, 2007.

** Game played at the Ericsson Globe Arena in Stockholm on October 7, 2011.

Notes: The Forum Opener was December 30, 1967. Philadelphia beat the Kings, 2-0, before 14,366.

Crypto.com Arena Opener was October 20, 1999. The Kings tied Boston 2-2, before 18,118.

KINGS ALL-TIME HOME ATTENDANCE YEAR-BY-YEAR

Season	REGULAR SEASON			Season	PLAYOFFS		
	Games	Attendance	Average		Games	Attendance	Average
1967-68	37	297,394	8,037	1967-68	4	36,640	9,160
1968-69	38	334,482	8,802	1968-69	5	45,039	9,007
1969-70	38	329,135	8,662				
1970-71	39	359,638	9,221				
1971-72	39	338,399	8,677				
1972-73	39	424,456	10,833				
1973-74	39	433,424	11,113	1973-74	2	28,417	14,209
1974-75	40	504,817	12,620	1974-75	2	28,431	14,216
1975-76	40	494,613	12,365	1975-76	4	60,038	15,010
1976-77	40	497,424	12,436	1976-77	5	78,098	15,620
1977-78	40	471,856	11,796	1977-78	1	12,889	12,889
1978-79	40	399,696	9,992	1978-79	1	12,029	12,029
1979-80	40	417,747	10,444	1979-80	2	22,779	11,390
1980-81	40	442,400	11,060	1980-81	2	24,950	12,475
1981-82	40	430,062	10,752	1981-82	4	64,020	16,005
1982-83	40	464,670	11,617				
1983-84	40	419,725	10,493				
1984-85	40	486,624	12,166	1984-85	1	16,005	16,005
1985-86	40	409,240	10,231				
1986-87	40	425,769	10,644	1986-87	2	23,433	11,717
1987-88	40	466,677	11,667	1987-88	2	29,885	14,928
1988-89	40	595,000	14,875	1988-89	6	96,030	16,005
1989-90	40	628,274	15,707	1989-90	5	80,025	16,005
1990-91	40	626,957	15,674	1990-91	6	96,030	16,005
1991-92	40	640,200	16,005	1991-92	3	48,015	16,005
1992-93	**42	661,456	15,749	1992-93	11	176,055	16,005
1993-94	**42	652,231	15,529				
1994-95	24	369,548	15,398				
1995-96	41	555,605	13,551				
1996-97	41	504,190	12,297				
1997-98	41	533,800	13,020	1997-98	2	32,010	16,005
1998-99	41	524,599	12,795				
1999-00	41	677,264	16,519	1999-00	2	36,236	18,118
2000-01	41	658,340	16,057	2000-01	6	110,868	18,478
2001-02	41	687,002	16,756	2001-02	3	55,468	18,489
2002-03	41	720,186	17,566				
2003-04	41	732,958	17,857				
2004-05	DNP — LOCKOUT						
2005-06	41	730,642	17,821				
2006-07	41	657,383	16,473				
2007-08	***41	680,879	16,607				
2008-09	41	676,042	16,489				
2009-10	41	709,853	17,313	2009-10	3	54,873	18,291
2010-11	41	741,404	18,083	2010-11	3	54,568	18,189
2011-12	****41	734,736	17,920	2011-12	9	166,754	18,528
2012-13	24	436,295	18,179	2012-13	9	165,718	18,413
2013-14	*****41	779,734	19,018	2013-14	12	221,737	18,478
2014-15	41	748,920	18,266				
2015-16	41	749,234	18,274	2015-16	3	55,287	18,429
2016-17	41	747,858	18,240				
2017-18	41	747,845	18,240	2017-18	2	36,906	18,453
2018-19	41	738,029	18,001				
2019-20	*****34	575,151	16,916				
2020-21	*****28	13,906	1,738				
2021-22	41	607,977	14,829	2021-22	3	54,761	18,254
2022-23	41	699,729	17,067	2022-23	3	54,827	18,276
TOTALS	2,167	30,391,475	14,025		128	2,078,821	16,

*Includes a neutral site game played in Phoenix, AZ on Dec. 8, 1992 (Attendance: 12,272).

**Includes a neutral site game played in Sacramento, CA on April 3, 1994 (Attendance: 10,363).

***Includes a neutral site game played in London, England on Sept. 29, 2007 (Attendance: 17,551).

****Includes two neutral site games in Europe (Stockholm, Oct. 7, 2011: Attend: 13,800; Berlin, Oct. 8, 2011: Attend: 14,300).

*****Includes Stadium Series game vs. Anaheim at Dodger Stadium on Jan. 25, 2014 (Attendance: 54,099).

*****Season cut short due to the COVID-19 pandemic.

*****Shortened season due to the COVID-19 pandemic, fans only allowed at a limited capacity for final 8 games. Did not count total toward franchise average

Notes: Best average attendance at Crypto.com Arena, one season = 18,274 (41 dates; 2015-16 season).

Most Crypto.com Arena sellouts, one season = 41 (2017-18, 2016-17, 2015-16 and 2014-15 seasons).

Largest regular season crowd to attend a game at Crypto.com Arena = 18,743 (Dec. 27, 2003).

Best average playoff attendance at Crypto.com Arena, one playoff season = 18,528 (9 dates; 2011-12 season).

Largest playoff crowd in team history at Crypto.com Arena = 18,867 (June 6, 2012).

Most consecutive regular season sellouts at Crypto.com Arena = 262 (club record; Dec. 3, 2011 through Nov. 6, 2018).

Most consecutive sellouts at Crypto.com Arena including playoffs = 297 (A club record; Dec. 3, 2011 through Nov. 6, 2018).

KINGS 1967-68 SEASON IN REVIEW

Record: 31-33-10 (72 points)
West Division Finish: 2nd

General Manager: Larry Regan
Head Coach: Red Kelly
Captain: Bob Wall

SCORING											
PLAYER	GP	G	A	PTS	PIM	PLAYER	GP	G	A	PTS	PIM
Eddie Joyal	74	23	34	57	20	Brent Hughes	45	4	10	14	36
Bill Flett	73	26	20	46	97	Dave Amadio	58	4	6	10	101
Lowell MacDonald	74	21	24	45	12	Brian Kilrea	25	3	5	8	12
Ted Irvine	73	18	22	40	26	Jim Anderson	7	1	2	3	2
Gord Labossiere	68	13	27	40	31	Jacques Lemieux	16	0	3	3	8
Bill White	74	11	27	38	100	Bill Inglis	12	1	1	2	0
Real Lemieux	74	12	23	35	60	Jim Murray	30	0	2	2	14
Terry Gray	65	12	16	28	22	Jacques Caron	1	0	0	0	0
Howie Menard	35	9	15	24	32	Poul Popiel	1	0	0	0	0
Howie Hughes	74	9	14	23	20	Larry Johnston	4	0	0	0	4
Bob Wall	71	5	18	23	66	Mike Corrigan	5	0	0	0	2
Bryan Campbell	44	6	15	21	16	Terry Sawchuk	36	0	0	0	0
Brian Smith	58	10	9	19	33	Wayne Rutledge	45	0	0	0	4
Doug Robinson	34	9	9	18	6	Team PIM					2
Dale Rolfe	68	3	13	16	84	Team Totals	74	200	315	515	810
GOALTENDER	GP	MIN	GA	SO	EN	SA	S%	AVG	W-L-T		
Wayne Rutledge	45	2,441	117	2	2	1,134	.897	2.88	21-15-5		
Terry Sawchuk	36	1,934	99	2	2	912	.891	3.07	10-17-5		
Jacques Caron	1	60	4	0	0	37	.892	4.00	0-1-0		
Empty Net Goals			4			4					
Team Totals	74	4,440	224	4	4	2,087	.893	3.03	31-33-10		

RESULTS

1	*Oct. 14	PHILADELPHIA	4-2	W	1-0-0	7,023	38	Jan. 4	@	Pittsburgh	3-4	L	16-19-3	4,202
2	*Oct. 15	MINNESOTA	5-3	W	2-0-0	4,289	39	Jan. 6	@	St. Louis	1-2	L	16-20-3	7,186
3	Oct. 18	Oakland	2-2	T	2-0-1	3,419	40	Jan. 7	@	Oakland	0-6	L	16-21-3	4,577
4	Oct. 21	@ St. Louis	3-3	T	2-0-2	7,127	41	Jan. 11		ST. LOUIS	2-2	T	16-21-4	6,894
5	Oct. 22	@ Chicago	5-3	W	3-0-2	16,666	42	Jan. 18		PITTSBURGH	3-2	W	17-21-4	5,877
6	Oct. 25	@ Toronto	2-4	L	3-1-2	15,698	43	Jan. 19		NEW YORK	5-2	W	18-21-4	11,740
7	Oct. 26	@ Boston	0-2	L	3-2-2	12,973	44	Jan. 21	@	Oakland	0-3	L	18-22-4	3,650
8	Oct. 28	@ Pittsburgh	5-3	W	4-2-2	6,500	45	Jan. 24		OAKLAND	1-4	L	18-23-4	7,553
9	**Oct. 31	NEW YORK	1-6	L	4-3-2	5,455	46	Jan. 27	@	Pittsburgh	5-3	W	19-23-4	11,156
10	**Nov. 2	CHICAGO	1-3	L	4-4-2	8,012	47	Jan. 28	@	Philadelphia	2-0	W	20-23-4	13,577
11	Nov. 4	@ Minnesota	2-2	T	4-4-3	10,246	48	Jan. 31	@	Minnesota	1-6	L	20-24-4	10,751
12	Nov. 5	@ Detroit	6-4	W	5-4-3	12,057	49	Feb. 1	@	Detroit	8-6	W	21-24-4	10,267
13	**Nov. 7	OAKLAND	5-4	W	6-4-3	5,164	50	Feb. 3	@	Montreal	1-5	L	21-25-4	15,343
14	**Nov. 9	TORONTO	4-1	W	7-4-3	9,604	51	Feb. 4	@	Chicago	3-5	L	21-26-4	16,666
15	Nov. 15	@ Oakland	1-4	L	7-5-3	3,256	52	Feb. 7		MINNESOTA	2-4	L	21-27-4	7,120
16	**Nov. 17	DETROIT	1-4	L	7-6-3	9,498	53	Feb. 8		PITTSBURGH	3-1	W	22-27-4	6,195
17	**Nov. 19	MONTREAL	4-2	W	8-6-3	9,849	54	Feb. 12		TORONTO	2-0	W	23-27-4	12,307
18	**Nov. 22	OAKLAND	3-1	W	9-6-3	5,301	55	Feb. 14	@	St. Louis	2-2	T	23-27-5	7,652
19	**Nov. 24	PITTSBURGH	5-3	W	10-6-3	6,458	56	Feb. 16		PHILADELPHIA	7-1	W	24-27-5	9,057
20	Nov. 26	@ Philadelphia	2-7	L	10-7-3	11,420	57	Feb. 18		BOSTON	5-6	L	24-28-5	11,066
21	Nov. 29	@ St. Louis	2-3	L	10-8-3	5,583	58	Feb. 24		CHICAGO	3-3	T	24-28-6	15,752
22	Dec. 2	@ Montreal	3-2	W	11-8-3	14,584	59	Feb. 25		ST. LOUIS	4-2	W	25-28-6	7,386
23	Dec. 3	@ New York	2-4	L	11-9-3	14,012	60	Feb. 29	@	Philadelphia	3-1	W	26-28-6	9,115
24	* Dec. 6	ST. LOUIS	3-2	W	12-9-3	4,323	61	Mar. 2	@	Toronto	2-5	L	26-29-6	15,816
25	* Dec. 8	PHILADELPHIA	0-3	L	12-10-3	4,624	62	Mar. 5		MONTREAL	2-6	L	26-30-6	14,450
26	Dec. 10	@ Boston	3-1	W	13-10-3	13,909	63	Mar. 7		OAKLAND	9-2	W	27-30-6	6,678
27	Dec. 13	@ Minnesota	0-4	L	13-11-3	7,749	64	Mar. 9	@	Pittsburgh	1-3	L	27-31-6	8,176
28	*Dec. 15	MINNESOTA	0-3	L	13-12-3	4,149	65	Mar. 10	@	New York	4-3	W	28-31-6	17,250
29	*Dec. 16	BOSTON	2-5	L	13-13-3	6,510	66	Mar. 12		DETROIT	2-2	T	28-31-7	10,224
30	**Dec. 19	OAKLAND	3-1	W	14-13-3	4,045	67	Mar. 14	@	Philadelphia	0-0	T	28-31-8	4,116
31	**Dec. 21	PITTSBURGH	4-1	W	15-13-3	4,013	68	Mar. 16	@	Minnesota	2-1	W	29-31-8	13,739
32	**Dec. 23	ST. LOUIS	4-0	W	16-13-3	4,447	69	Mar. 20		MINNESOTA	3-3	T	29-31-9	9,453
33	Dec. 25	@ Pittsburgh	3-4	L	16-14-3	4,002	70	Mar. 22		ST. LOUIS	6-1	W	30-31-9	8,753
34	Dec. 27	@ St. Louis	2-4	L	16-15-3	8,177	71	Mar. 23		PHILADELPHIA	4-2	W	31-31-9	14,003
35	**Dec. 30	PHILADELPHIA	0-2	L	16-16-3	14,366	72	Mar. 26		PITTSBURGH	1-2	L	31-32-9	7,057
36	Dec. 31	@ Philadelphia	1-9	L	16-17-3	5,643	73	Mar. 27		MINNESOTA	5-5	L	31-33-9	8,559
37	Jan. 3	@ Minnesota	0-6	L	16-18-3	9,921	74	Mar. 30	@	Oakland	2-2	T	31-33-10	7,085

*Home games played at the Long Beach Arena

**Home games played at the Los Angeles Sports Arena

***First game at Forum

KINGS 1968-69 SEASON IN REVIEW

Record: 24-42-10 (58 points)
West Division Finish: 4th

General Manager: Larry Regan
Head Coach: Red Kelly
Captain: Bob Wall

SCORING											
PLAYER	GP	G	A	PTS	PIM	PLAYER	GP	G	A	PTS	PIM
Eddie Joyal	73	33	19	52	24	Skip Krake	30	3	9	12	11
Bill Flett	72	24	25	49	53	Doug Robinson	31	2	10	12	4
Real Lemieux	75	11	29	40	68	Ron Anderson	56	3	5	8	26
Ted Irvine	76	15	24	39	47	Gary Croteau	11	5	1	6	6
Bill White	75	5	28	33	38	Dave Amadio	66	1	5	6	60
Howie Hughes	73	16	14	30	10	Bryan Campbell	18	2	1	3	4
Lowell MacDonald	58	14	14	28	10	Bill Inglis	10	0	1	1	0
Gord Labossiere	48	10	18	28	12	Gerry Desjardins	61	0	1	1	6
Howie Menard	56	10	17	27	31	Gerry Foley	1	0	0	0	0
Bob Wall	71	13	13	26	16	Marc Dufour	2	0	0	0	0
Jimmy Peters	76	10	15	25	28	Jacques Caron	3	0	0	0	0
Dale Rolfe	75	3	19	22	85	Wayne Rutledge	17	0	0	0	2
Brent Hughes	72	2	19	21	73	Team PIM					
Larry Cahan	72	3	11	14	76	Team Totals	76	185	298	483	698
GOALTENDER	GP	MIN	GA	SO	EN	SA	S%	AVG	W-L-T		
Gerry Desjardins	61	3,495	189	4	3	1,845	.897	3.24	19-29-9		
Wayne Rutledge	17	921	57	0	1	487	.883	3.71	5-11-1		
Jacques Caron	3	140	9	0	1	68	.868	3.86	0-2-0		
Empty Net Goals						5					
Team Totals	76	4,560	260	4	5	2,405	.892	3.42	24-42-10		

RESULTS

1 Oct. 12 @ St. Louis 0-6 L 0-1-0 14,674	39 Jan. 14 NEW YORK 3-1 W 13-20-6 7,091
2 Oct. 13 @ Oakland 4-4 T 0-1-1 2,668	40 Jan. 16 CHICAGO 3-2 W 14-20-6 12,269
3 Oct. 17 BOSTON 2-1 W 1-1-1 10,280	41 Jan. 18 PITTSBURGH 4-0 W 15-20-6 9,712
4 Oct. 19 @ Minnesota 1-4 L 1-2-1 13,262	42 Jan. 23 @ New York 1-3 L 15-21-6 16,777
5 Oct. 20 @ New York 0-7 L 1-3-1 14,612	43 Jan. 25 @ Minnesota 2-3 L 15-22-6 12,215
6 Oct. 23 MONTREAL 2-5 L 1-4-1 9,118	44 Jan. 26 @ Chicago 3-9 L 15-23-6 16,666
7 Oct. 26 PHILADELPHIA 6-2 W 2-4-1 6,597	45 Jan. 29 TORONTO 3-1 W 16-23-6 8,035
8 Oct. 30 CHICAGO 2-4 L 2-5-1 7,407	46 Jan. 30 BOSTON 5-7 L 16-24-6 10,491
9 Nov. 2 PITTSBURGH 3-2 W 3-5-1 7,602	47 Feb. 1 OAKLAND 8-5 W 17-24-6 8,402
10 Nov. 6 NEW YORK 2-0 W 4-5-1 6,396	48 Feb. 4 ST. LOUIS 4-2 W 18-24-6 7,171
11 Nov. 9 TORONTO 3-1 W 5-5-1 11,573	49 Feb. 6 MONTREAL 2-4 L 18-25-6 11,192
12 Nov. 12 OAKLAND 3-1 W 6-5-1 6,009	50 Feb. 8 @ Pittsburgh 4-2 W 19-25-6 5,933
13 Nov. 14 DETROIT 2-5 L 6-6-1 8,525	51 Feb. 9 @ Detroit 0-5 L 19-26-6 13,467
14 Nov. 16 @ Minnesota 2-3 L 6-7-1 14,841	52 Feb. 11 @ Montreal 3-7 L 19-27-6 16,136
15 Nov. 17 @ Philadelphia 1-3 L 6-8-1 9,125	53 Feb. 13 NEW YORK 4-1 W 20-27-6 7,891
16 Nov. 20 @ New York 2-4 L 6-9-1 14,249	54 Feb. 15 @ St. Louis 1-4 L 20-28-6 15,187
17 Nov. 21 @ Boston 1-4 L 6-10-1 14,618	55 Feb. 16 @ Detroit 3-6 L 20-29-6 13,553
18 Nov. 23 @ Pittsburgh 2-2 T 6-10-2 6,242	56 Feb. 19 @ Minnesota 4-7 L 20-30-6 12,052
19 Nov. 24 @ Philadelphia 3-1 W 7-10-2 9,086	57 Feb. 20 CHICAGO 2-6 L 20-31-6 10,845
20 Nov. 27 MONTREAL 2-4 L 7-11-2 12,579	58 Feb. 22 ST. LOUIS 1-3 L 20-32-6 11,584
21 Nov. 30 PITTSBURGH 2-4 L 7-12-2 7,243	59 Feb. 23 @ Oakland 4-3 W 21-32-6 5,485
22 Dec. 4 PHILADELPHIA 3-1 W 8-12-2 5,841	60 Feb. 24 MINNESOTA 1-1 T 21-32-7 6,512
23 Dec. 7 MINNESOTA 3-2 W 9-12-2 8,282	61 Feb. 26 BOSTON 2-4 L 21-33-7 10,279
24 Dec. 11 DETROIT 6-3 W 10-12-2 7,245	62 Mar. 1 PHILADELPHIA 2-2 T 21-33-8 9,534
25 Dec. 14 @ Pittsburgh 2-1 W 11-12-2 6,346	63 Mar. 5 @ Toronto 4-6 L 21-34-8 16,841
26 Dec. 15 @ St. Louis 1-3 L 11-13-2 12,663	64 Mar. 6 @ Philadelphia 1-5 L 21-35-8 9,428
27 Dec. 18 @ Montreal 2-2 T 11-13-3 16,527	65 Mar. 8 @ Montreal 3-3 T 21-35-9 16,987
28 Dec. 19 @ Boston 4-6 L 11-14-3 13,615	66 Mar. 9 @ Boston 2-7 L 21-36-9 14,659
29 Dec. 21 PHILADELPHIA 1-2 L 11-15-3 7,108	67 Mar. 12 TORONTO 0-4 L 21-37-9 8,137
30 Dec. 26 MINNESOTA 4-4 T 11-15-4 7,772	68 Mar. 15 PITTSBURGH 3-1 W 22-37-9 8,218
31 Dec. 28 @ Toronto 4-1 W 12-15-4 16,485	69 Mar. 18 OAKLAND 3-2 W 23-37-9 8,003
32 Dec. 29 @ Chicago 1-4 L 12-16-4 16,666	70 Mar. 20 DETROIT 4-2 W 24-37-9 8,778
33 Jan. 1 ST. LOUIS 0-0 T 12-16-5 9,443	71 Mar. 22 OAKLAND 0-4 L 24-38-9 10,835
34 Jan. 5 @ Oakland 0-0 T 12-16-6 3,005	72 Mar. 23 @ Oakland 4-5 L 24-39-9 4,219
35 Jan. 7 @ St. Louis 0-5 L 12-17-6 12,251	73 Mar. 26 @ Pittsburgh 4-8 L 24-40-9 8,156
36 Jan. 9 @ Detroit 2-6 L 12-18-6 9,896	74 Mar. 27 @ Philadelphia 2-4 L 24-41-9 11,689
37 Jan. 11 @ Toronto 2-4 L 12-19-6 16,485	75 Mar. 29 ST. LOUIS 1-3 L 24-42-9 8,203
38 Jan. 12 @ Chicago 2-4 L 12-20-6 16,666	76 Mar. 30 MINNESOTA 3-3 T 24-42-10 7,311

KINGS 1969-70 SEASON IN REVIEW

Record: 14-52-10 (38 points)
West Division Finish: 6th

General Manager: Larry Regan
Head Coach: Hal Laycoe (5-18-1)/
 Johnny Wilson (9-34-9)
Captain: Larry Cahan

ALL-TIME RECORDS

SCORING											
PLAYER	GP	G	A	PTS	PIM	PLAYER	GP	G	A	PTS	PIM
Ross Lonsberry	76	20	22	42	118	Bryan Campbell	31	4	4	8	4
Eddie Joyal	59	18	22	40	8	Dale Hoganson	49	1	7	8	37
Butch Goring	59	13	23	36	8	Brent Hughes	52	1	7	8	108
Eddie Shack	73	22	12	34	115	Real Lemieux	18	2	4	6	10
Bill Flett	69	14	18	32	70	Gilles Marotte	21	0	6	6	32
Leon Rochefort	76	9	23	32	14	Howie Hughes	21	0	4	4	0
Jimmy Peters	74	15	9	24	10	Garry Monahan	21	0	3	3	12
Ted Irvine	58	11	13	24	28	Juha Widing	4	0	2	2	2
Skip Krake	58	5	17	22	86	Jacques Lemieux	3	0	1	1	0
Bob Wall	70	5	13	18	26	Jim Stanfield	1	0	0	0	0
Bill White	40	4	11	15	21	Gary Croteau	3	0	0	0	0
Dick Duff	32	5	8	13	8	Wayne Rutledge	20	0	0	0	5
Dennis Hextall	28	5	7	12	40	Denis Dejordy	21	0	0	0	0
Larry Cahan	70	4	8	12	50	Gerry Desjardins	43	0	0	0	14
Mike Corrigan	36	6	4	10	30	Team PIM					
Matt Ravlich	21	3	7	10	34	Team Totals	76	168	264	432	969
Dale Rolfe	55	1	9	10	77						

GOALTENDER	GP	MIN	GA	SO	EN	SA	S%	AVG	W-L-T
Denis Dejordy	21	1,147	62	0	0	620	.900	3.24	5-11-4
Gerry Desjardins	43	2,449	159	3	1	1,401	.886	3.90	7-29-5
Wayne Rutledge	20	956	68	0	0	623	.891	4.27	2-12-1
Empty Net Goals			1			1			
Team Totals	76	4,560	290	3	1	2,645	.890	3.81	14-52-10

RESULTS

1 Oct. 11 @ Montreal	1-5	L	0-1-0	16,454	39 Jan. 15 @ Boston	3-6	L	8-26-5	14,835
2 Oct. 15 @ St. Louis	1-4	L	0-2-0	15,205	40 Jan. 17 @ St. Louis	1-3	L	8-27-5	16,048
3 Oct. 17 @ Oakland	1-5	L	0-3-0	8,351	41 Jan. 18 @ Detroit	1-3	L	8-28-5	12,933
4 Oct. 18 OAKLAND	5-0	W	1-3-0	10,018	42 Jan. 22 TORONTO	2-3	L	8-29-5	8,176
5 Oct. 22 PITTSBURGH	2-0	W	2-3-0	5,558	43 Jan. 24 @ Pittsburgh	2-4	L	8-30-5	7,581
6 Oct. 25 BOSTON	2-3	L	2-4-0	12,019	44 Jan. 25 @ New York	2-3	L	8-31-5	17,250
7 Oct. 29 DETROIT	2-5	L	2-5-0	7,277	45 Jan. 28 NEW YORK	5-4	W	9-31-5	7,662
8 Nov. 1 CHICAGO	1-4	L	2-6-0	8,933	46 Jan. 29 ST. LOUIS	2-3	L	9-32-5	6,758
9 Nov. 5 TORONTO	6-2	W	3-6-0	7,486	47 Jan. 31 DETROIT	1-2	L	9-33-5	13,912
10 Nov. 8 NEW YORK	1-4	L	3-7-0	7,028	48 Feb. 5 MONTREAL	3-5	L	9-34-5	11,310
11 Nov. 10 MONTREAL	3-6	L	3-8-0	10,734	49 Feb. 7 @ Pittsburgh	1-3	L	9-35-5	7,983
12 Nov. 15 @ Pittsburgh	1-3	L	3-9-0	4,855	50 Feb. 8 @ New York	1-5	L	9-36-5	12,250
13 Nov. 16 @ Boston	4-7	L	3-10-0	14,831	51 Feb. 11 NEW YORK	2-6	L	9-37-5	8,866
14 Nov. 19 @ Toronto	4-4	T	3-10-1	6,319	52 Feb. 14 @ St. Louis	1-2	L	9-38-5	16,188
15 Nov. 20 @ Philadelphia	2-3	L	3-11-1	12,141	53 Feb. 15 @ Philadelphia	1-7	L	9-39-5	14,606
16 Nov. 22 @ Minnesota	1-4	L	3-12-1	14,698	54 Feb. 18 BOSTON	5-5	T	9-39-6	10,616
17 Nov. 26 @ Chicago	0-6	L	3-13-1	17,500	55 Feb. 19 PITTSBURGH	1-6	L	9-40-6	5,298
18 Nov. 27 @ Detroit	1-5	L	3-14-1	12,886	56 Feb. 21 ST. LOUIS	2-4	L	9-41-6	9,502
19 Nov. 29 @ St. Louis	1-3	L	3-15-1	16,353	57 Feb. 25 @ Minnesota	3-3	T	9-41-7	12,421
20 Dec. 2 @ Oakland	4-3	W	4-15-1	3,845	58 Feb. 26 @ Pittsburgh	0-1	L	9-42-7	4,826
21 Dec. 3 PHILADELPHIA	1-7	L	4-16-1	6,584	59 Feb. 28 @ Toronto	3-3	T	9-42-8	16,485
22 Dec. 6 OAKLAND	5-3	W	5-16-1	8,247	60 Mar. 1 @ Philadelphia	4-4	T	9-42-9	14,606
23 Dec. 10 PITTSBURGH	0-2	L	5-17-1	5,366	61 Mar. 3 CHICAGO	1-3	L	9-43-9	11,692
24 Dec. 13 ST. LOUIS	1-4	L	5-18-1	7,835	62 Mar. 5 TORONTO	3-5	L	9-44-9	7,445
25 Dec. 15 MINNESOTA	4-4	T	5-18-2	4,997	63 Mar. 7 OAKLAND	5-3	W	10-44-9	8,472
26 Dec. 17 CHICAGO	3-1	W	6-18-2	9,363	64 Mar. 8 @ Oakland	2-2	T	10-44-10	5,262
27 Dec. 20 MINNESOTA	3-3	T	6-18-3	8,479	65 Mar. 12 PITTSBURGH	4-1	W	11-44-10	6,027
28 Dec. 24 @ Toronto	1-8	L	6-19-3	16,352	66 Mar. 14 PHILADELPHIA	3-5	L	11-45-10	8,308
29 Dec. 25 @ Boston	1-7	L	6-20-3	14,831	67 Mar. 15 @ Chicago	2-5	L	11-46-10	16,666
30 Dec. 28 @ New York	3-3	T	6-20-4	17,250	68 Mar. 17 @ Detroit	2-3	L	11-47-10	15,221
31 Dec. 30 MINNESOTA	0-0	T	6-20-5	7,981	69 Mar. 19 MONTREAL	1-6	L	11-48-10	9,120
32 Jan. 1 PHILADELPHIA	4-3	W	7-20-5	6,398	70 Mar. 21 DETROIT	1-4	L	11-49-10	10,209
33 Jan. 3 BOSTON	2-6	L	7-21-5	14,163	71 Mar. 24 ST. LOUIS	0-4	L	11-50-10	6,850
34 Jan. 6 @ Montreal	3-4	L	7-22-5	15,905	72 Mar. 26 PHILADELPHIA	3-2	W	12-50-10	6,048
35 Jan. 8 @ Philadelphia	1-4	L	7-23-5	8,963	73 Mar. 28 MINNESOTA	4-2	W	13-50-10	7,118
36 Jan. 10 @ Minnesota	6-4	W	8-23-5	14,526	74 Mar. 31 @ Minnesota	2-5	L	13-51-10	14,905
37 Jan. 11 @ Chicago	1-3	L	8-24-5	16,666	75 Apr. 3 @ Oakland	1-4	L	13-52-10	9,963
38 Jan. 14 @ Montreal	2-4	L	8-25-5	15,866	76 Apr. 4 OAKLAND	4-1	W	14-52-10	9,128

KINGS 1970-71 SEASON IN REVIEW

Record: 25-40-13 (63 points)
West Division Finish: 5th

General Manager: Larry Regan
Head Coach: Larry Regan
Captain: Bob Pulford

SCORING												
PLAYER	GP	G	A	PTS	PIM	PLAYER	GP	G	A	PTS	PIM	
Juha Widing	78	25	40	65	24	Dale Hoganson	70	4	10	14	52	
Bob Berry	77	25	38	63	52	Larry Cahan	67	3	11	14	45	
Ross Lonsberry	76	25	28	53	80	Paul Curtis	64	1	13	14	82	
Mike Byers	72	27	18	45	14	Harry Howell	18	3	8	11	4	
Bob Pulford	59	17	26	43	53	Real Lemieux	43	3	6	9	22	
Eddie Joyal	68	20	21	41	14	Butch Goring	19	2	5	7	2	
Bill Flett	64	13	24	37	57	Eddie Shack	11	2	2	4	8	
Gilles Marotte	78	6	27	33	96	Jean Potvin	4	1	3	4	2	
Doug Robinson	62	15	13	28	8	Al McDonough	6	2	1	3	0	
Ralph Backstrom	33	14	13	27	8	Dick Duff	7	1	0	1	0	
Gord Labossiere	45	11	10	21	16	Jim Stanfield	2	0	0	0	0	
Noel Price	62	1	19	20	29	Jack Norris	25	0	0	0	0	
Matt Ravlich	66	3	16	19	41	Denis Dejordy	60	0	0	0	0	
Larry Mickey	65	6	12	18	46	Team PIM						8
Lucien Grenier	69	9	7	16	12	Team Totals	78	239	371	610	775	
GOALTENDER	GP	MIN	GA	SO	EN	SA	S%	AVG	W-L-T			
Denis Dejordy	60	3,370	214	1	2	1,917	.888	3.81	18-29-11			
Jack Norris	25	1,305	85	0	2	762	.888	3.91	7-11-2			
Empty Net Goals				4								
Team Totals	78	4,680	303	1	4	2,683	.887	3.88	25-40-13			

RESULTS

1 Oct. 9 @ Vancouver	3-1	W	1-0-0	15,062	40 Jan. 13 @ Pittsburgh	2-4	L	11-21-8	7,575
2 Oct. 14 BOSTON	5-8	L	1-1-0	11,584	41 Jan. 14 @ Boston	5-9	L	11-22-8	14,994
3 Oct. 17 CALIFORNIA	6-1	W	2-1-0	7,946	42 Jan. 16 @ Toronto	1-8	L	11-23-8	16,485
4 Oct. 23 PITTSBURGH	4-2	W	3-1-0	6,903	43 Jan. 17 @ Philadelphia	4-1	W	12-23-8	14,620
5 Oct. 24 ST. LOUIS	3-1	W	4-1-0	10,742	44 Jan. 21 PITTSBURGH	4-2	W	13-23-8	7,587
6 Oct. 28 @ Pittsburgh	3-5	L	4-2-0	5,028	45 Jan. 23 TORONTO	3-2	W	14-23-8	15,242
7 Oct. 29 @ Philadelphia	1-3	L	4-3-0	12,557	46 Jan. 27 BUFFALO	3-3	T	14-23-9	9,050
8 Oct. 31 @ St. Louis	0-3	L	4-4-0	17,854	47 Jan. 30 @ Detroit	3-3	T	14-23-10	13,330
9 Nov. 1 BUFFALO	4-2	W	5-4-0	6,378	48 Jan. 31 @ New York	2-2	T	14-23-11	17,250
10 Nov. 4 TORONTO	3-2	W	6-4-0	8,161	49 Feb. 3 @ Boston	3-7	L	14-24-11	14,444
11 Nov. 7 NEW YORK	2-6	L	6-5-0	12,144	50 Feb. 4 @ Buffalo	2-5	L	14-25-11	9,562
12 Nov. 10 @ Pittsburgh	5-1	W	7-5-0	8,089	51 Feb. 6 MONTREAL	6-3	W	15-25-11	13,312
13 Nov. 11 @ Minnesota	1-3	L	7-6-0	12,551	52 Feb. 10 DETROIT	5-2	W	16-25-11	8,197
14 Nov. 15 DETROIT	4-4	T	7-6-1	8,642	53 Feb. 13 @ Toronto	1-8	L	16-26-11	16,485
15 Nov. 18 NEW YORK	3-5	L	7-7-1	8,166	54 Feb. 14 @ Detroit	0-4	L	16-27-11	10,122
16 Nov. 20 @ Vancouver	1-7	L	7-8-1	14,837	55 Feb. 17 PHILADELPHIA	0-4	L	16-28-11	8,112
17 Nov. 21 VANCOUVER	1-3	L	7-9-1	9,450	56 Feb. 20 BOSTON	5-4	W	17-28-11	16,005
18 Nov. 25 @ California	3-1	W	8-9-1	5,437	57 Feb. 21 @ Chicago	5-7	L	17-29-11	16,666
19 Nov. 28 MINNESOTA	2-3	L	8-10-1	8,437	58 Feb. 24 @ Minnesota	1-5	L	17-30-11	13,075
20 Nov. 29 @ Chicago	3-5	L	8-11-1	16,666	59 Feb. 25 MONTREAL	3-5	L	17-31-11	9,116
21 Dec. 2 @ Toronto	0-7	L	8-12-1	16,329	60 Feb. 27 CHICAGO	1-4	L	17-32-11	14,867
22 Dec. 3 @ Detroit	4-4	T	8-12-2	10,918	61 Feb. 28 @ California	8-3	W	18-32-11	3,493
23 Dec. 6 PHILADELPHIA	4-4	T	8-12-3	7,796	62 Mar. 3 BUFFALO	3-3	T	18-32-12	6,024
24 Dec. 9 NEW YORK	2-2	T	8-12-4	7,903	63 Mar. 6 @ Montreal	2-8	L	18-33-12	16,675
25 Dec. 12 @ Montreal	1-8	L	8-13-4	16,649	64 Mar. 7 @ New York	2-4	L	18-34-12	17,250
26 Dec. 13 @ New York	0-4	L	8-14-4	17,250	65 Mar. 9 @ St. Louis	4-0	W	19-34-12	17,925
27 Dec. 16 @ Boston	4-6	L	8-15-4	14,994	66 Mar. 11 BOSTON	2-7	L	19-35-12	14,316
28 Dec. 17 @ Buffalo	3-4	L	8-16-4	7,278	67 Mar. 13 DETROIT	5-2	W	20-35-12	9,202
29 Dec. 19 PHILADELPHIA	2-2	T	8-16-5	6,733	68 Mar. 16 MINNESOTA	2-7	L	20-36-12	7,057
30 Dec. 20 MONTREAL	7-2	W	9-16-5	10,176	69 Mar. 18 CHICAGO	3-2	W	21-36-12	7,122
31 Dec. 23 CHICAGO	4-6	L	9-17-5	12,198	70 Mar. 20 PITTSBURGH	8-4	W	22-36-12	7,771
32 Dec. 26 CALIFORNIA	9-3	W	10-17-5	8,515	71 Mar. 21 @ California	2-5	L	22-37-12	6,267
33 Dec. 30 VANCOUVER	1-4	L	10-18-5	9,881	72 Mar. 23 @ Minnesota	1-3	L	22-38-12	15,475
34 Jan. 2 MINNESOTA	3-3	T	10-18-6	7,551	73 Mar. 25 TORONTO	5-3	W	23-38-12	7,451
35 Jan. 3 ST. LOUIS	3-7	L	10-19-6	5,724	74 Mar. 27 ST. LOUIS	3-6	L	23-39-12	10,196
36 Jan. 6 @ Chicago	4-2	W	11-19-6	18,500	75 Mar. 30 @ St. Louis	3-4	L	23-40-12	14,479
37 Jan. 7 @ Philadelphia	5-5	T	11-19-7	11,863	76 Mar. 31 VANCOUVER	2-2	T	23-40-13	6,781
38 Jan. 9 @ Montreal	0-1	L	11-20-7	14,114	77 Apr. 3 CALIFORNIA	6-4	W	24-40-13	7,699
39 Jan. 10 @ Buffalo	2-2	T	11-20-8	8,810	78 Apr. 4 @ Vancouver	4-2	W	25-40-13	15,572

KINGS 1971-72 SEASON IN REVIEW

Record: 20-49-9 (49 points)
West Division Finish: 7th

General Manager: Larry Regan
Head Coach: Larry Regan (2-7-1)/
 Fred Glover (18-42-8)
Captain: Bob Pulford

SCORING											
PLAYER	GP	G	A	PTS	PIM	PLAYER	GP	G	A	PTS	PIM
Juha Widing	78	27	28	55	26	Mike Byers	28	4	5	9	11
Ralph Backstrom	76	23	29	52	22	Lucien Grenier	60	3	4	7	4
Butch Goring	74	21	29	50	2	Al McDonough	31	3	2	5	8
Bob Berry	78	17	22	39	44	Jean Potvin	39	2	3	5	35
Real Lemieux	78	13	25	38	28	Bob Woytowich	36	0	4	4	6
Bob Pulford	73	13	24	37	48	Dale Hoganson	10	1	2	3	14
Mike Corrigan	56	12	22	34	93	Larry Hillman	22	1	2	3	11
Gilles Marotte	72	10	24	34	83	Brian Carlin	5	1	0	1	0
Ross Lonsberry	50	9	14	23	39	Jim Stanfield	4	0	1	1	0
Serge Bernier	26	11	11	22	12	Bill Mikkelsen	15	0	1	1	6
Bill Flett	45	7	12	19	18	Denis Dejordy	5	0	0	0	0
Harry Howell	77	1	17	18	53	Billy Smith	5	0	0	0	5
Jim Johnson	28	8	9	17	6	Rogie Vachon	28	0	0	0	0
Doug Barrie	48	3	13	16	47	Gary Edwards	44	0	0	0	0
Eddie Joyal	44	11	3	14	17	Team PIM					10
Bill Lesuk	27	4	10	14	14	Team Totals	78	206	328	534	719
Paul Curtis	64	1	12	13	57						

GOALTENDER	GP	MIN	GA	SO	EN	SA	S%	AVG	W-L-T
Gary Edwards	44	2,502	150	2	2	1,465	.898	3.60	13-23-5
Rogie Vachon	28	1,584	107	0	0	937	.886	4.05	6-18-3
Billy Smith	5	300	23	0	0	178	.871	4.60	1-3-1
Denis Dejordy	5	290	23	0	0	149	.846	4.76	0-5-0
Empty Net Goals			2			2			
Team Totals	78	4,680	305	2	2	2,731	.888	3.91	20-49-9

RESULTS

1 Oct. 8 @ California	4-4	T	0-0-1	5,994	40 Jan. 5 @ California	2-6	L	11-28-1	3,143
2 Oct. 10 @ Vancouver	4-3	W	1-0-1	15,570	41 Jan. 8 @ Montreal	2-10	L	11-29-1	16,668
3 Oct. 13 PITTSBURGH	1-4	L	1-1-1	7,828	42 Jan. 9 @ New York	0-8	L	11-30-1	17,250
4 Oct. 16 PHILADELPHIA	0-1	L	1-2-1	8,152	43 Jan. 12 @ Toronto	1-1	T	11-30-2	16,362
5 Oct. 17 @ Chicago	0-4	L	1-3-1	16,666	44 Jan. 13 @ Boston	1-1	T	11-30-3	14,995
6 Oct. 20 @ Pittsburgh	1-8	L	1-4-1	7,529	45 Jan. 15 @ Detroit	4-7	L	11-31-3	12,953
7 Oct. 21 @ Philadelphia	7-0	W	2-4-1	14,120	46 Jan. 16 @ Philadelphia	3-3	T	11-31-4	14,502
8 Oct. 23 MONTREAL	1-3	L	2-5-1	13,829	47 Jan. 19 NEW YORK	1-5	L	11-32-4	7,814
9 Oct. 24 MINNESOTA	3-6	L	2-6-1	6,649	48 Jan. 22 PHILADELPHIA	4-2	W	12-32-4	8,806
10 Oct. 27 BUFFALO	2-3	L	2-7-1	6,036	49 Jan. 23 @ Minnesota	3-5	L	12-33-4	15,135
11 Oct. 30 CHICAGO	1-5	L	2-8-1	11,428	50 Jan. 26 TORONTO	5-3	W	13-33-4	7,325
12 Nov. 3 NEW YORK	1-7	L	2-9-1	7,167	51 Jan. 29 @ Detroit	4-4	T	13-33-5	13,687
13 Nov. 6 TORONTO	2-3	L	2-10-1	10,877	52 Jan. 30 @ Buffalo	2-2	T	13-33-6	13,334
14 Nov. 10 @ New York	1-7	L	2-11-1	17,250	53 Feb. 1 CHICAGO	7-4	W	14-33-6	9,376
15 Nov. 11 @ Buffalo	4-2	W	3-11-1	15,010	54 Feb. 3 MONTREAL	1-1	T	14-33-7	9,441
16 Nov. 13 @ Pittsburgh	4-6	L	3-12-1	9,756	55 Feb. 5 PITTSBURGH	8-1	W	15-33-7	10,102
17 Nov. 14 @ Boston	2-11	L	3-13-1	14,995	56 Feb. 9 @ Minnesota	1-4	L	15-34-7	15,013
18 Nov. 17 @ Toronto	1-5	L	3-14-1	16,338	57 Feb. 10 @ Pittsburgh	1-6	L	15-35-7	6,620
19 Nov. 18 @ Philadelphia	0-2	L	3-15-1	12,436	58 Feb. 12 @ Montreal	5-6	L	15-36-7	17,190
20 Nov. 20 DETROIT	3-1	W	4-15-1	10,193	59 Feb. 13 @ New York	2-4	L	15-37-7	17,250
21 Nov. 23 @ St. Louis	1-3	L	4-16-1	17,770	60 Feb. 16 ST. LOUIS	1-3	L	15-38-7	7,423
22 Nov. 24 BUFFALO	5-3	W	5-16-1	7,092	61 Feb. 17 NEW YORK	4-6	L	15-39-7	7,123
23 Nov. 27 MINNESOTA	1-3	L	5-17-1	10,467	62 Feb. 19 VANCOUVER	5-3	W	16-39-7	8,923
24 Dec. 1 @ Montreal	3-5	L	5-18-1	15,953	63 Feb. 23 ST. LOUIS	0-2	L	16-40-7	6,117
25 Dec. 2 @ Buffalo	0-2	L	5-19-1	15,051	64 Feb. 26 BOSTON	4-5	L	16-41-7	16,005
26 Dec. 4 @ Detroit	1-5	L	5-20-1	11,578	65 Mar. 1 CHICAGO	4-6	L	16-42-7	9,049
27 Dec. 5 @ Chicago	0-7	L	5-21-1	16,666	66 Mar. 4 @ Toronto	2-3	L	16-43-7	16,458
28 Dec. 8 BOSTON	3-5	L	5-22-1	10,778	67 Mar. 5 @ Boston	2-0	W	17-43-7	14,995
29 Dec. 11 ST. LOUIS	4-1	W	6-22-1	7,933	68 Mar. 7 @ St. Louis	2-4	L	17-44-7	17,902
30 Dec. 15 MONTREAL	1-3	L	6-23-1	7,013	69 Mar. 9 PHILADELPHIA	3-5	L	17-45-7	6,618
31 Dec. 18 DETROIT	4-2	W	7-23-1	7,086	70 Mar. 11 BUFFALO	5-3	W	18-45-7	8,252
32 Dec. 21 @ Minnesota	2-3	L	7-24-1	15,257	71 Mar. 15 @ California	2-5	L	18-46-7	4,900
33 Dec. 22 @ St. Louis	2-1	W	8-24-1	17,907	72 Mar. 16 BOSTON	3-8	L	18-47-7	12,969
34 Dec. 25 CALIFORNIA	1-3	L	8-25-1	7,251	73 Mar. 18 PITTSBURGH	4-4	T	18-47-8	7,174
35 Dec. 26 @ Chicago	3-6	L	8-26-1	16,666	74 Mar. 22 DETROIT	3-6	L	18-48-8	6,698
36 Dec. 29 VANCOUVER	3-1	W	9-26-1	8,379	75 Mar. 25 TORONTO	0-4	L	18-49-8	9,892
37 Jan. 1 MINNESOTA	2-3	L	9-27-1	7,971	76 Mar. 29 VANCOUVER	4-2	W	19-49-8	6,615
38 Jan. 2 @ Vancouver	6-3	W	10-27-1	15,572	77 Mar. 31 @ Vancouver	4-4	T	19-49-9	15,572
39 Jan. 4 CALIFORNIA	4-1	W	11-27-1	6,319	78 Apr. 1 CALIFORNIA	9-4	W	20-49-9	10,143

KINGS 1972-73 SEASON IN REVIEW

Record: 31-36-11 (73 points)
West Division Finish: 6th

General Manager: Larry Regan
Head Coach: Bob Pulford
Captain: Terry Harper

SCORING											
PLAYER	GP	G	A	PTS	PIM	PLAYER	GP	G	A	PTS	PIM
Juha Widing	77	16	54	70	30	Frank St. Marseille	29	7	4	11	2
Serge Bernier	75	22	46	68	43	Dan Maloney	14	4	7	11	18
Mike Corrigan	78	37	30	67	146	Jimmy Peters	77	4	5	9	0
Bob Berry	78	36	28	64	75	Neil Komadoski	62	1	8	9	67
Butch Goring	67	28	31	59	2	Terry Harper	77	1	8	9	74
Ralph Backstrom	63	20	29	49	6	Larry Brown	55	0	7	7	8
Gilles Marotte	78	6	39	45	70	Doug Volmar	21	4	2	6	16
Vic Venasy	77	15	19	34	10	Paul Curtis	27	0	5	5	16
Don Kozak	72	14	6	20	104	Phil Hoene	4	0	1	1	0
Bill Lesuk	67	6	14	20	90	Gary Edwards	27	0	1	1	0
Real Lemieux	74	5	10	15	19	Rogie Vachon	53	0	1	1	2
Harry Howell	73	4	11	15	28	Team PIM					14
Barry Long	70	2	13	15	48	Team Totals	78	232	379	611	888
GOALTENDER	GP	MIN	GA	SO	EN	SA	S%	AVG	W-L-T		
Rogie Vachon	53	3,116	148	4	3	1,476	.900	2.85	22-20-10		
Gary Edwards	27	1,559	94	1	0	766	.877	3.62	9-16-1		
Empty Net Goals			3			3					
Team Totals	78	4,680	245	5	3	2,245	.891	3.14	31-36-11		

RESULTS

1 Oct. 7 @ Pittsburgh 2-4 L 0-1-0 11,105	40 Jan. 6 @ Toronto 2-4 L 18-18-4 16,485
2 Oct. 8 @ Boston 4-2 W 1-1-0 14,994	41 Jan. 9 @ NY Islanders 2-3 L 19-18-4 10,143
3 Oct. 11 @ Buffalo 3-7 L 1-2-0 15,508	42 Jan. 11 @ Philadelphia 3-2 W 20-18-4 16,600
4 Oct. 12 @ NY Islanders 2-3 L 1-3-0 9,427	43 Jan. 13 @ Pittsburgh 1-3 L 20-19-4 11,506
5 Oct. 14 @ Toronto 4-6 L 1-4-0 16,485	44 Jan. 14 @ Atlanta 1-4 L 20-20-4 11,194
6 Oct. 15 @ Detroit 2-8 L 1-5-0 14,449	45 Jan. 17 NY RANGERS 4-4 T 20-20-5 10,147
7 Oct. 18 PHILADELPHIA 3-4 L 1-6-0 7,554	46 Jan. 19 @ Vancouver 4-0 W 21-20-5 15,570
8 Oct. 21 CHICAGO 3-1 W 2-6-0 11,651	47 Jan. 20 TORONTO 2-6 L 21-21-5 14,640
9 Oct. 24 CALIFORNIA 5-0 W 3-6-0 4,467	48 Jan. 23 @ Minnesota 5-5 T 21-21-6 15,187
10 Oct. 26 ATLANTA 3-1 W 4-6-0 6,155	49 Jan. 24 ST. LOUIS 5-7 L 21-22-6 11,298
11 Oct. 28 PITTSBURGH 5-2 W 5-6-0 9,181	50 Jan. 26 @ Atlanta 3-3 T 21-22-7 15,078
12 Oct. 31 VANCOUVER 4-1 W 6-6-0 5,791	51 Jan. 28 @ Boston 5-6 L 21-23-7 15,003
13 Nov. 2 BOSTON 5-2 W 7-6-0 10,458	52 Jan. 31 @ Pittsburgh 1-4 L 21-24-7 9,048
14 Nov. 4 NY ISLANDERS 9-2 W 8-6-0 13,578	53 Feb. 1 @ Buffalo 3-5 L 21-25-7 15,668
15 Nov. 7 @ St. Louis 3-2 W 9-6-0 18,118	54 Feb. 3 MONTREAL 1-7 L 21-26-7 15,127
16 Nov. 8 @ Atlanta 3-3 T 9-6-1 9,073	55 Feb. 7 PHILADELPHIA 2-1 W 22-26-7 8,708
17 Nov. 11 @ Montreal 2-5 L 9-7-1 17,157	56 Feb. 10 @ Toronto 4-2 W 23-26-7 16,455
18 Nov. 12 @ NY Rangers 1-5 L 9-8-1 17,500	57 Feb. 11 @ Boston 0-2 L 23-27-7 15,003
19 Nov. 14 @ Minnesota 1-4 L 9-9-1 14,905	58 Feb. 13 @ St. Louis 2-4 L 23-28-7 18,356
20 Nov. 15 BUFFALO 3-3 T 9-9-2 9,183	59 Feb. 14 DETROIT 2-2 T 23-28-8 9,473
21 Nov. 17 @ Vancouver 4-8 L 9-10-2 15,570	60 Feb. 17 ATLANTA 3-3 T 23-28-9 11,108
22 Nov. 18 DETROIT 8-3 W 10-10-2 11,824	61 Feb. 18 @ California 4-2 W 24-28-9 4,253
23 Nov. 22 MONTREAL 3-3 T 10-10-3 14,359	62 Feb. 21 NY RANGERS 3-4 L 24-29-9 10,856
24 Nov. 25 MINNESOTA 0-3 L 10-11-3 12,070	63 Feb. 24 BOSTON 5-7 L 24-30-9 16,005
25 Nov. 29 NY RANGERS 2-2 T 10-11-4 9,605	64 Feb. 28 @ Montreal 2-5 L 24-31-9 16,285
26 Dec. 2 ST. LOUIS 3-2 W 11-11-4 9,205	65 Mar. 1 @ Philadelphia 2-0 W 25-31-9 16,600
27 Dec. 5 @ NY Islanders 6-1 W 12-11-4 10,076	66 Mar. 3 ST. LOUIS 2-0 W 26-31-9 11,712
28 Dec. 6 @ Chicago 0-6 L 12-12-4 17,000	67 Mar. 6 BUFFALO 2-2 T 26-31-10 7,867
29 Dec. 9 PITTSBURGH 3-1 W 13-12-4 9,687	68 Mar. 8 CHICAGO 4-1 W 27-31-10 11,121
30 Dec. 13 CHICAGO 3-1 W 14-12-4 9,884	69 Mar. 10 CALIFORNIA 4-2 W 28-31-10 12,159
31 Dec. 16 MONTREAL 1-3 L 14-13-4 12,274	70 Mar. 13 @ Minnesota 2-2 T 28-31-11 15,121
32 Dec. 17 @ Chicago 0-2 L 14-14-4 16,666	71 Mar. 14 PITTSBURGH 2-3 L 28-32-11 8,007
33 Dec. 20 @ Detroit 1-4 L 14-15-4 11,209	72 Mar. 16 @ Vancouver 2-4 L 28-33-11 15,569
34 Dec. 21 @ Philadelphia 3-6 L 14-16-4 16,220	73 Mar. 17 MINNESOTA 4-1 L 28-34-11 12,689
35 Dec. 23 BUFFALO 2-0 W 15-16-4 8,752	74 Mar. 21 TORONTO 3-5 W 29-34-11 9,847
36 Dec. 24 @ California 5-1 W 16-16-4 1,796	75 Mar. 23 DETROIT 5-3 W 30-34-11 14,434
37 Dec. 27 NY ISLANDERS 4-3 W 17-16-4 8,073	76 Mar. 28 CALIFORNIA 2-3 L 30-35-11 10,268
38 Dec. 30 PHILADELPHIA 5-3 W 18-16-4 14,123	77 Mar. 30 @ California 1-3 L 30-36-11 10,042
39 Jan. 3 @ NY Rangers 0-3 L 18-17-4 17,500	78 Mar. 31 VANCOUVER 6-3 W 31-36-11 11,516

KINGS 1973-74 SEASON IN REVIEW

Record: 33-33-12 (78 points)
West Division Finish: 3rd

General Manager: Larry Regan/Jake Milford
Head Coach: Bob Pulford
Captain: Terry Harper

ALL-TIME RECORDS

SCORING											
PLAYER	GP	G	A	PTS	PIM	PLAYER	GP	G	A	PTS	PIM
Butch Goring	70	28	33	61	2	Terry Harper	77	0	17	17	119
Juha Widing	71	27	30	57	26	Randy Rota	58	10	6	16	16
Bob Berry	77	23	33	56	56	Gilles Marotte	22	1	11	12	23
Bob Nevin	78	20	30	50	12	Vic Venasky	32	6	5	11	12
Frank St. Marseille	78	14	36	50	40	Neil Komadoski	68	2	4	6	43
Mike Corrigan	75	16	26	42	119	Phil Hoene	31	2	3	5	22
Don Kozak	76	21	14	35	54	Larry Brown	45	0	4	4	14
Dan Maloney	65	15	17	32	113	Bill Lesuk	35	2	1	3	32
Mike Murphy	53	13	16	29	38	Jimmy Peters	25	2	0	2	0
Tommy Williams	46	11	17	28	6	Gary Edwards	18	0	0	0	12
Bob Murdoch	76	8	20	28	85	Real Lemieux	20	0	0	0	0
Barry Long	60	3	19	22	118	Rogie Vachon	65	0	0	0	6
Sheldon Kannegiesser	51	3	17	20	49	Team PIM					2
Gene Carr	21	6	11	17	36	Team Totals	78	233	370	603	1,055
GOALTENDER	GP	MIN	GA	SO	EN	SA	S%	AVG	W-L-T		
Rogie Vachon	65	3,742	175	5	5	1,809	.903	2.81	28-26-10		
Gary Edwards	18	928	50	1	1	454	.890	3.23	5-7-2		
Empty Net Goals			6			6					
Team Totals	78	4,680	231	6	6	2,269	.898	2.96	33-33-12		

RESULTS

1 Oct. 10	CHICAGO	0-3	L	0-1-0	14,473	40 Jan. 12 @	Detroit	0-6	L	13-20-7	13,103
2 Oct. 13 @	Toronto	3-6	L	0-2-0	16,404	41 Jan. 15 @	Montreal	2-1	W	14-20-7	16,581
3 Oct. 14 @	NY Rangers	1-1	T	0-2-1	17,500	42 Jan. 16 @	Pittsburgh	2-0	W	15-20-7	7,498
4 Oct. 16 @	NY Islanders	4-4	T	0-2-2	8,737	43 Jan. 19 @	Philadelphia	0-2	L	15-21-7	17,007
5 Oct. 18 @	Buffalo	2-6	L	0-3-2	15,858	44 Jan. 20 @	Boston	2-5	L	15-22-7	15,003
6 Oct. 20	PHILADELPHIA	3-0	W	1-3-2	11,734	45 Jan. 23	MINNESOTA	3-1	W	16-22-7	12,563
7 Oct. 24	ATLANTA	6-4	W	2-3-2	8,367	46 Jan. 24	PHILADELPHIA	4-4	T	16-22-8	14,343
8 Oct. 27	DETROIT	2-3	L	2-4-2	10,372	47 Jan. 26 @	Pittsburgh	2-0	W	17-22-8	12,317
9 Oct. 30 @	St. Louis	3-2	W	3-4-2	18,073	48 Jan. 27 @	NY Rangers	5-3	L	17-23-8	17,500
10 Nov. 1	NY RANGERS	2-1	W	4-4-2	10,658	49 Jan. 31	NY ISLANDERS	2-4	L	17-24-8	10,984
11 Nov. 3	ST. LOUIS	3-4	L	4-5-2	11,639	50 Feb. 2	CALIFORNIA	3-1	W	18-24-8	8,654
12 Nov. 7 @	Minnesota	2-5	L	4-6-2	14,972	51 Feb. 6	BUFFALO	5-1	W	19-24-8	7,811
13 Nov. 8 @	Philadelphia	3-2	W	5-6-2	17,007	52 Feb. 9 @	St. Louis	2-1	W	20-24-8	18,514
14 Nov. 10	BUFFALO	3-5	L	5-7-2	12,336	53 Feb. 10 @	Atlanta	6-3	W	21-24-8	13,652
15 Nov. 11	CHICAGO	0-3	L	5-8-2	9,131	54 Feb. 13 @	Chicago	0-4	L	21-25-8	16,666
16 Nov. 14	PHILADELPHIA	4-5	L	5-9-2	10,045	55 Feb. 14 @	Buffalo	2-4	L	21-26-8	15,858
17 Nov. 17	TORONTO	3-4	L	5-10-2	11,332	56 Feb. 16	BOSTON	2-5	L	21-27-8	16,005
18 Nov. 20 @	Detroit	5-6	L	5-11-2	11,088	57 Feb. 19	VANCOUVER	3-4	L	21-28-8	7,916
19 Nov. 24 @	NY Islanders	5-5	T	5-11-3	17,500	58 Feb. 21	NY RANGERS	3-5	L	21-29-8	11,060
20 Nov. 25 @	Boston	1-3	L	5-12-3	15,003	59 Feb. 23 @	Montreal	4-4	T	21-29-9	16,980
21 Nov. 28 @	Montreal	3-5	L	5-13-3	16,231	60 Feb. 24 @	Toronto	3-3	T	21-29-10	16,485
22 Nov. 29 @	Buffalo	1-2	L	5-14-3	15,858	61 Feb. 27 @	Pittsburgh	1-4	L	21-30-10	7,268
23 Dec. 1	MINNESOTA	1-1	T	5-14-4	10,158	62 Feb. 28 @	Atlanta	3-1	W	22-30-10	14,064
24 Dec. 4 @	Vancouver	3-2	W	6-14-4	15,570	63 Mar. 2	ST. LOUIS	4-2	W	23-30-10	14,164
25 Dec. 5	PITTSBURGH	4-1	W	7-14-4	10,566	64 Mar. 5	CALIFORNIA	2-1	W	24-30-10	8,416
26 Dec. 8	ATLANTA	3-0	W	8-14-4	10,535	65 Mar. 7	CHICAGO	3-2	W	25-30-10	10,904
27 Dec. 11 @	Minnesota	3-6	L	8-15-4	14,667	66 Mar. 9	BOSTON	4-4	T	25-30-11	15,355
28 Dec. 13	NY ISLANDERS	3-2	W	9-15-4	9,508	67 Mar. 13	PITTSBURGH	5-1	W	26-30-11	8,437
29 Dec. 15	MONTREAL	2-6	L	9-16-4	10,282	68 Mar. 16	DETROIT	2-0	W	27-30-11	13,014
30 Dec. 18 @	Detroit	4-4	T	9-16-5	10,533	69 Mar. 19	TORONTO	1-1	T	27-30-12	10,337
31 Dec. 19 @	St. Louis	1-3	L	9-17-5	4,115	70 Mar. 21	CALIFORNIA	6-3	W	28-30-12	8,039
32 Dec. 22	MINNESOTA	5-2	W	10-17-5	9,722	71 Mar. 23	VANCOUVER	5-0	W	29-30-12	12,946
33 Dec. 26 @	Chicago	3-3	T	10-17-6	16,666	72 Mar. 24 @	California	1-1	W	30-30-12	3,878
34 Dec. 27 @	Atlanta	4-6	L	10-18-6	15,141	73 Mar. 26 @	Minnesota	7-5	L	30-31-12	14,642
35 Dec. 29	BOSTON	4-1	W	11-18-6	16,005	74 Mar. 28	NY ISLANDERS	4-1	W	31-31-12	8,258
36 Jan. 2 @	California	2-5	L	11-19-6	2,860	75 Mar. 30	MONTREAL	2-5	L	31-32-12	15,833
37 Jan. 5	TORONTO	5-3	W	12-19-6	11,401	76 Apr. 3	ATLANTA	4-2	W	32-32-12	11,519
38 Jan. 8 @	NY Islanders	3-1	W	13-19-6	11,747	77 Apr. 5 @	Vancouver	2-5	L	32-33-12	15,570
39 Jan. 9 @	Chicago	4-4	T	13-19-7	16,666	78 Apr. 6	VANCOUVER	11-1	W	33-33-12	11,112

KINGS 1974-75 SEASON IN REVIEW

Record: 42-17-21 (105 points)
Norris Division Finish: 2nd

General Manager: Jake Milford
Head Coach: Bob Pulford
Captain: Terry Harper

SCORING												
PLAYER	GP	G	A	PTS	PIM	PLAYER	GP	G	A	PTS	PIM	
Bob Nevin	80	31	41	72	19	Terry Harper	80	5	21	26	120	
Mike Murphy	78	30	38	68	44	Sheldon Kannegiesser	74	2	23	25	57	
Dan Maloney	80	27	39	66	165	Neil Komadoski	74	4	12	16	69	
Butch Goring	60	27	33	60	6	Larry Brown	78	1	15	16	50	
Juha Widing	80	26	34	60	46	Dave Hutchison	68	0	6	6	133	
Frank St. Marseille	80	17	36	53	46	Vic Venasky	17	1	2	3	0	
Bob Berry	80	25	23	48	60	Rogie Vachon	54	0	1	1	2	
Tommy Williams	74	24	22	46	16	Phil Hoene	2	0	0	0	0	
Bob Murdoch	80	13	29	42	116	Jimmy Peters	3	0	0	0	0	
Gene Carr	80	7	32	39	103	Gary Edwards	27	0	0	0	0	
Mike Corrigan	80	13	21	34	61	Team PIM						8
Don Kozak	77	16	15	31	64	Team Totals	80	269	443	712	1,185	
GOALTENDER	GP	MIN	GA	SO	EN	SA	S%	AVG	W-L-T			
Rogie Vachon	54	3,234	121	6	2	1,656	.927	2.24	27-14-13			
Gary Edwards	27	1,561	61	3	1	724	.916	2.35	15-3-8			
Empty Net Goals						3						
Team Totals	80	4,800	185	9	3	2,383	.922	2.31	42-17-21			

RESULTS

1 Oct. 10 @ Philadelphia	5-3	W	1-0-0	17,007	41 Jan. 11 @ Toronto	7-5	W	23-6-12	16,485
2 Oct. 12 @ Montreal	4-4	T	1-0-1	16,325	42 Jan. 14 @ Washington	6-2	W	24-6-12	8,059
3 Oct. 13 @ Buffalo	4-1	W	2-0-1	15,863	43 Jan. 16 @ Boston	4-1	W	25-6-12	14,283
4 Oct. 15 @ Washington	1-1	T	2-0-2	8,093	44 Jan. 17 @ Atlanta	0-5	L	25-7-12	14,507
5 Oct. 16 @ Toronto	1-1	T	2-0-3	16,332	45 Jan. 19 @ Montreal	6-3	W	26-7-12	18,395
6 Oct. 19 KANSAS CITY	3-0	W	3-0-3	14,384	46 Jan. 23 TORONTO	8-0	W	27-7-12	15,795
7 Oct. 22 PHILADELPHIA	2-4	L	3-1-3	13,558	47 Jan. 25 @ NY Islanders	5-5	T	27-7-13	14,865
8 Oct. 24 BUFFALO	7-2	W	4-1-3	9,305	48 Jan. 26 @ NY Rangers	2-3	L	27-8-13	17,500
9 Oct. 26 CALIFORNIA	5-1	W	5-1-3	11,253	49 Jan. 28 NY RANGERS	5-2	W	28-8-13	13,874
10 Oct. 28 PITTSBURGH	2-0	W	6-1-3	8,119	50 Jan. 30 WASHINGTON	6-4	W	29-8-13	9,764
11 Oct. 31 ST. LOUIS	1-1	T	6-1-4	7,483	51 Feb. 1 MONTREAL	3-5	L	29-9-13	16,005
12 Nov. 2 DETROIT	5-1	W	7-1-4	11,606	52 Feb. 5 PITTSBURGH	2-3	L	29-10-13	11,230
13 Nov. 5 @ St. Louis	4-3	W	8-1-4	17,381	53 Feb. 7 @ Atlanta	1-3	L	29-11-13	13,702
14 Nov. 7 @ Pittsburgh	5-3	W	9-1-4	8,651	54 Feb. 9 @ Chicago	2-1	W	30-11-13	16,000
15 Nov. 9 NY RANGERS	2-2	T	9-1-5	15,672	55 Feb. 12 ATLANTA	2-2	T	30-11-14	12,346
16 Nov. 13 TORONTO	4-0	W	10-1-5	10,043	56 Feb. 15 DETROIT	8-2	W	31-11-14	13,361
17 Nov. 15 @ Vancouver	2-2	T	10-1-6	15,570	57 Feb. 18 @ Washington	6-1	W	32-11-14	9,372
18 Nov. 16 CHICAGO	1-2	L	10-2-6	15,274	58 Feb. 19 @ Pittsburgh	2-2	T	32-11-15	12,762
19 Nov. 20 MONTREAL	3-3	T	10-2-7	13,284	59 Feb. 22 BOSTON	6-0	W	33-11-15	16,005
20 Nov. 23 @ Pittsburgh	0-0	T	10-2-8	12,003	60 Feb. 23 @ California	2-1	T	33-11-16	7,855
21 Nov. 24 @ Detroit	4-1	W	11-2-8	12,892	61 Feb. 26 @ Detroit	2-2	W	34-11-16	11,354
22 Nov. 27 NY ISLANDERS	3-3	T	11-2-9	10,959	62 Feb. 27 @ Buffalo	0-5	L	34-12-16	15,863
23 Nov. 30 BOSTON	2-0	W	12-2-9	16,005	63 Mar. 1 MINNESOTA	7-4	W	35-12-16	13,680
24 Dec. 4 MINNESOTA	4-1	W	13-2-9	8,608	64 Mar. 4 KANSAS CITY	7-4	W	36-12-16	9,268
25 Dec. 7 ATLANTA	6-2	W	14-2-9	11,997	65 Mar. 6 NY ISLANDERS	2-2	T	36-12-17	10,268
26 Dec. 11 @ Toronto	4-1	W	15-2-9	16,325	66 Mar. 8 CHICAGO	1-6	L	36-13-17	16,005
27 Dec. 12 @ Boston	1-8	L	15-3-9	13,891	67 Mar. 11 BUFFALO	2-2	T	36-13-18	15,667
28 Dec. 14 @ NY Islanders	0-3	L	15-4-9	14,000	68 Mar. 13 DETROIT	5-5	T	36-13-19	9,663
29 Dec. 15 @ NY Rangers	3-3	T	15-4-10	17,500	69 Mar. 15 @ Montreal	0-3	L	36-14-19	18,734
30 Dec. 18 @ Kansas City	6-0	W	16-4-10	5,983	70 Mar. 16 @ Philadelphia	0-3	L	36-15-19	17,007
31 Dec. 19 WASHINGTON	4-1	W	17-4-10	9,229	71 Mar. 18 @ Minnesota	5-3	W	37-15-19	11,910
32 Dec. 21 MONTREAL	2-2	T	17-4-11	14,294	72 Mar. 20 ST. LOUIS	3-2	W	38-15-19	11,811
33 Dec. 26 VANCOUVER	5-1	W	18-4-11	13,964	73 Mar. 22 PITTSBURGH	4-0	W	39-15-19	14,957
34 Dec. 28 CALIFORNIA	2-3	L	18-5-11	9,920	74 Mar. 26 WASHINGTON	5-1	W	40-15-19	10,636
35 Dec. 30 @ Detroit	3-2	W	19-5-11	12,381	75 Mar. 28 @ Vancouver	2-4	L	40-16-19	15,569
36 Dec. 31 @ Chicago	3-1	W	20-5-11	13,000	76 Mar. 29 VANCOUVER	3-3	T	40-16-20	13,601
37 Jan. 2 BOSTON	2-5	L	20-6-11	16,005	77 Apr. 1 @ Kansas City	1-3	L	40-17-20	8,487
38 Jan. 4 PHILADELPHIA	2-2	T	20-6-12	16,005	78 Apr. 2 @ St. Louis	5-2	W	41-17-20	18,511
39 Jan. 8 @ Minnesota	4-2	W	21-6-12	12,612	79 Apr. 5 CALIFORNIA	5-3	W	42-17-20	13,904
40 Jan. 9 @ Buffalo	5-2	W	22-6-12	15,863	80 Apr. 6 @ California	1-1	T	42-17-21	5,159

KINGS 1975-76 SEASON IN REVIEW

Record: 38-33-9 (85 points)
Norris Division Finish: 2nd

General Manager: Jake Milford
Head Coach: Bob Pulford
Captain: Mike Murphy

SCORING											
PLAYER	GP	G	A	PTS	PIM	PLAYER	GP	G	A	PTS	PIM
Marcel Dionne	80	40	54	94	38	Neil Komadoski	80	3	15	18	165
Butch Goring	80	33	40	73	8	Sheldon Kannegiesser	70	4	9	13	36
Mike Murphy	80	26	42	68	61	Dave Hutchison	50	0	10	10	181
Bob Nevin	77	13	42	55	14	Ab DeMarco	30	4	3	7	6
Don Kozak	62	20	24	44	94	Larry Brown	74	2	5	7	33
Vic Venasky	80	18	26	44	12	Dennis Abgrall	13	0	2	2	4
Mike Corrigan	71	22	21	43	71	Bart Crashley	4	0	1	1	6
Bob Berry	80	20	22	42	37	Jim Witherspoon	2	0	0	0	2
Tommy Williams	70	19	20	39	14	Bert Wilson	13	0	0	0	17
Bob Murdoch	80	6	29	35	103	Gary Edwards	29	0	0	0	2
Frank St. Marseille	68	10	16	26	20	Rogie Vachon	51	0	0	0	0
Gary Sargent	63	8	16	24	36	Team PIM					14
Juha Widing	67	7	15	22	26	Team Totals	80	263	423	686	1,016
Gene Carr	38	8	11	19	16						
GOALTENDER											
PLAYER	GP	MIN	GA	SO	EN	SA	S%	AVG	W-L-T		
Rogie Vachon	51	3,052	160	5	1	1,474	.891	3.15	26-20-5		
Gary Edwards	29	1,737	103	0	1	826	.875	3.56	12-13-4		
Empty Net Goals			2			2					
Team Totals	80	4,800	265	5	2	2,302	.885	3.31	38-33-9		

RESULTS

1	Oct. 8 @	Montreal	0-9	L	0-1-0	15,221	41	Jan. 7 @	Kansas City	5-2	W	22-17-2	6,273
2	Oct. 11 @	NY Islanders	0-7	L	0-2-0	14,865	42	Jan. 8 @	Philadelphia	4-6	L	22-18-2	17,007
3	Oct. 12 @	NY Rangers	6-4	W	1-2-0	17,500	43	Jan. 10 @	Toronto	3-4	L	22-19-2	16,447
4	Oct. 15	WASHINGTON	4-3	W	2-2-0	10,092	44	Jan. 13 @	Atlanta	3-0	W	23-19-2	10,814
5	Oct. 17 @	Vancouver	5-3	W	3-2-0	15,570	45	Jan. 15 @	Boston	0-4	L	23-20-2	13,769
6	Oct. 18	CALIFORNIA	5-3	W	4-2-0	12,217	46	Jan. 17 @	Montreal	2-4	L	23-21-2	16,702
7	Oct. 21 @	St. Louis	1-6	L	4-3-0	16,383	47	Jan. 18 @	Detroit	8-3	W	24-21-2	10,680
8	Oct. 22 @	Chicago	5-3	W	5-3-0	9,300	48	Jan. 22	TORONTO	6-3	W	25-21-2	13,177
9	Oct. 24 @	Atlanta	1-7	L	5-4-0	10,943	49	Jan. 24 @	NY Islanders	0-5	L	25-22-2	14,865
10	Oct. 26	MINNESOTA	4-2	W	6-4-0	10,786	50	Jan. 25 @	NY Rangers	4-1	W	26-22-2	17,500
11	Oct. 28	WASHINGTON	6-0	W	7-4-0	8,412	51	Jan. 27	WASHINGTON	2-0	W	27-22-2	11,390
12	Oct. 30	PITTSBURGH	4-0	W	8-4-0	10,231	52	Jan. 29	DETROIT	3-3	T	27-23-2	12,228
13	Nov. 1	ATLANTA	3-1	W	9-4-0	13,051	53	Jan. 31	MONTREAL	7-3	W	28-22-3	16,005
14	Nov. 5 @	Washington	3-1	W	10-4-0	12,527	54	Feb. 4	BUFFALO	3-4	L	28-23-3	11,635
15	Nov. 6 @	Philadelphia	1-1	T	10-4-1	17,077	55	Feb. 7	PITTSBURGH	3-7	L	28-24-3	11,606
16	Nov. 8	NY RANGERS	3-1	W	11-4-1	16,005	56	Feb. 10 @	Washington	2-2	T	28-24-4	7,243
17	Nov. 11	CALIFORNIA	2-3	L	11-5-1	10,842	57	Feb. 11 @	Chicago	7-4	W	29-24-4	14,200
18	Nov. 13	NY ISLANDERS	4-3	W	12-5-1	10,827	58	Feb. 14 @	Montreal	2-2	T	29-24-5	16,771
19	Nov. 15	TORONTO	1-1	T	12-5-2	14,456	59	Feb. 15 @	Pittsburgh	4-6	L	29-25-5	11,098
20	Nov. 19	CHICAGO	2-4	L	12-6-2	12,645	60	Feb. 17	MINNESOTA	2-1	W	30-25-5	10,727
21	Nov. 22 @	Pittsburgh	3-6	L	12-7-2	10,089	61	Feb. 18	ST. LOUIS	2-2	T	30-25-6	10,574
22	Nov. 23 @	Detroit	1-4	L	12-8-2	14,565	62	Feb. 21	PHILADELPHIA	3-3	T	30-25-7	16,005
23	Nov. 25 @	Boston	2-4	L	12-9-2	13,903	63	Feb. 26	CHICAGO	2-6	L	30-26-7	11,928
24	Nov. 26 @	Washington	2-7	L	12-10-2	6,282	64	Feb. 28 @	Detroit	3-1	W	31-26-7	11,178
25	Nov. 29	BUFFALO	8-3	W	13-10-2	13,993	65	Feb. 29 @	Buffalo	1-5	L	31-27-7	16,433
26	Dec. 2	ATLANTA	5-3	W	14-10-2	8,575	66	Mar. 3	BOSTON	3-5	L	31-28-7	12,510
27	Dec. 3 @	California	3-2	W	15-10-2	4,542	67	Mar. 6	TORONTO	1-4	L	31-29-7	13,799
28	Dec. 6	DETROIT	3-2	W	16-10-2	15,360	68	Mar. 9	VANCOUVER	6-1	W	32-29-7	10,108
29	Dec. 10	ST. LOUIS	5-0	W	17-10-2	9,303	69	Mar. 11	NY RANGERS	4-3	W	33-29-7	10,122
30	Dec. 13	PHILADELPHIA	4-6	L	17-11-2	16,005	70	Mar. 13	DETROIT	1-4	L	33-30-7	11,534
31	Dec. 17	MONTREAL	1-2	L	17-12-2	15,445	71	Mar. 16	BUFFALO	4-4	L	33-31-7	9,500
32	Dec. 20	PITTSBURGH	1-5	L	17-13-2	9,404	72	Mar. 20	MONTREAL	4-3	W	34-31-7	16,005
33	Dec. 22 @	Toronto	3-4	L	17-14-2	16,485	73	Mar. 21 @	Minnesota	4-4	T	34-31-8	8,695
34	Dec. 23 @	Boston	4-3	W	18-14-2	13,336	74	Mar. 24	NY ISLANDERS	1-1	T	34-31-9	11,267
35	Dec. 26 @	California	4-2	W	19-14-2	8,113	75	Mar. 26 @	Vancouver	3-4	L	34-32-9	15,612
36	Dec. 27	KANSAS CITY	9-4	W	20-14-2	13,470	76	Mar. 27	VANCOUVER	7-3	W	35-32-9	13,571
37	Dec. 29 @	Minnesota	1-2	L	20-15-2	10,241	77	Mar. 30 @	Kansas City	8-6	W	36-32-9	7,123
38	Dec. 31 @	Pittsburgh	1-5	L	20-16-2	8,993	78	Mar. 31 @	St. Louis	2-1	W	37-32-9	16,429
39	Jan. 1 @	Buffalo	9-6	W	21-16-2	16,433	79	Apr. 3	KANSAS CITY	5-1	W	38-32-9	13,618
40	Jan. 3	BOSTON	0-3	L	21-17-2	16,005	80	Apr. 4 @	California	2-5	L	38-33-9	6,442

KINGS 1976-77 SEASON IN REVIEW

Record: 34-31-15 (83 points)
Norris Division Finish: 2nd

General Manager: Jake Milford
Head Coach: Bob Pulford
Captain: Mike Murphy

SCORING											
PLAYER	GP	G	A	PTS	PIM	PLAYER	GP	G	A	PTS	PIM
Marcel Dionne	80	53	69	122	12	Juha Widing	47	3	8	11	8
Butch Goring	78	30	55	85	6	Bert Wilson	77	4	3	7	64
Tommy Williams	80	35	39	74	14	Larry Brown	55	1	6	7	24
Mike Murphy	76	25	36	61	58	Ab DeMarco	33	3	3	6	6
Gary Sargent	80	14	40	54	65	Lorne Stamlar	7	2	1	3	2
Vic Venasky	80	14	26	40	18	Steve Clippingdale	16	1	2	3	9
Bob Berry	69	13	25	38	20	Sheldon Kannegiesser	39	1	1	2	28
Don Kozak	79	15	17	32	89	Russ Walker	16	1	0	1	35
Bob Murdoch	70	9	23	32	79	Rogie Vachon	68	0	1	1	2
Dave Schultz	76	10	20	30	232	Jim Moxey	1	0	0	0	2
Frank St. Marseille	49	6	22	28	16	Gary Simmons	4	0	0	0	0
Gene Carr	68	15	12	27	25	Gary Edwards	10	0	0	0	0
Dave Hutchison	70	6	11	17	220	Team PIM					14
Glenn Goldup	28	7	6	13	29	Team Totals	80	271	435	706	1,186
Neil Komadoski	68	3	9	12	109						

GOALTENDER	GP	MIN	GA	SO	EN	SA	S%	AVG	W-L-T
Rogie Vachon	68	4,048	184	8	1	1,896	.903	2.73	33-23-12
Gary Simmons	4	240	16	0	1	118	.864	4.00	1-2-1
Gary Edwards	10	498	39	0	0	264	.852	4.70	0-6-2
Empty Net Goals			2			2			
Team Totals	80	4,800	241	8	2	2,280	.894	3.01	34-31-15

RESULTS

1 Oct. 6 @ Cleveland 2-2 T 0-0-1 8,899	41 Jan. 5 @ Minnesota 2-5 L 13-18-10 6,912
2 Oct. 7 @ Atlanta 2-4 L 0-1-1 9,140	42 Jan. 8 @ Philadelphia 1-6 L 13-19-10 17,077
3 Oct. 9 @ Pittsburgh 7-4 W 1-1-1 10,131	43 Jan. 9 @ NY Rangers 5-4 W 14-19-10 17,500
4 Oct. 10 @ Philadelphia 0-1 L 1-2-1 17,077	44 Jan. 12 @ Toronto 2-3 L 14-20-10 16,485
5 Oct. 13 @ Toronto 4-4 T 1-2-2 16,485	45 Jan. 13 @ Boston 3-4 L 14-21-10 10,760
6 Oct. 16 WASHINGTON 7-1 W 2-2-2 12,859	46 Jan. 15 @ Montreal 0-6 L 14-22-10 16,563
7 Oct. 17 ST. LOUIS 6-2 W 3-2-2 10,935	47 Jan. 18 TORONTO 6-3 W 15-22-10 12,644
8 Oct. 20 @ NY Rangers 4-2 W 4-2-2 17,500	48 Jan. 20 PITTSBURGH 5-3 W 16-22-10 12,174
9 Oct. 21 @ Washington 5-5 T 4-2-3 7,098	49 Jan. 22 NY RANGERS 6-0 W 17-22-10 13,606
10 Oct. 23 BOSTON 2-4 L 4-3-3 15,094	50 Jan. 26 MINNESOTA 2-3 L 17-23-10 10,131
11 Oct. 26 DETROIT 3-2 W 5-3-3 10,073	51 Jan. 29 @ NY Islanders 4-0 W 18-23-10 15,317
12 Oct. 28 ATLANTA 5-1 W 6-3-3 9,104	52**Jan. 30 @ Buffalo (Postponed to Thur, Mar. 3, Snowstorm)
13 Oct. 30 CLEVELAND 4-3 W 7-3-3 10,840	53 Feb. 2 WASHINGTON 7-2 W 19-23-10 9,960
14 Nov. 2 @ Pittsburgh 1-7 L 7-4-3 7,597	54 Feb. 5 MONTREAL 3-3 T 19-23-11 16,005
15 Nov. 3 @ Cleveland 4-2 W 8-4-3 3,157	55 Feb. 8 @ NY Islanders 1-4 L 19-24-11 15,317
16 Nov. 5 @ Vancouver 1-4 L 8-5-3 15,644	56 Feb. 9 @ Cleveland 3-6 L 19-25-11 3,225
17 Nov. 6 NY RANGERS 3-3 T 8-5-4 12,784	57 Feb. 12 PITTSBURGH 2-3 L 19-26-11 12,276
18 Nov. 10 TORONTO 2-2 T 8-5-5 12,338	58 Feb. 15 NY ISLANDERS 3-0 W 20-26-11 10,256
19 Nov. 13 @ Detroit 3-3 T 8-5-6 10,217	59 Feb. 17 ATLANTA 3-4 L 20-27-11 11,059
20 Nov. 14 @ Chicago 4-5 L 8-6-6 12,400	60 Feb. 19 BOSTON 2-0 W 21-27-11 14,178
21 Nov. 16 CLEVELAND 0-0 T 8-6-7 9,724	61 Feb. 22 ST. LOUIS 4-0 W 22-27-11 10,650
22 Nov. 18 NY ISLANDERS 1-3 L 8-7-7 11,904	62 Feb. 24 VANCOUVER 2-2 T 22-27-12 10,261
23 Nov. 20 BUFFALO 3-4 L 8-8-7 12,568	63 Feb. 26 @ Detroit 4-3 W 23-27-12 9,117
24 Nov. 24 CHICAGO 4-5 L 8-9-7 12,598	64 Feb. 27 @ Buffalo 5-1 W 24-27-12 16,433
25 Nov. 27 MONTREAL 3-4 L 8-10-7 16,005	65 Mar. 1 @ Washington 3-2 W 25-27-12 10,970
26 Nov. 28 @ Colorado 6-6 T 8-10-8 5,697	66 Mar. 2 @ Pittsburgh 5-0 W 26-27-12 9,226
27 Dec. 1 @ Toronto 3-6 L 8-11-8 16,384	52**Mar. 3 @ Buffalo 2-7 L 26-28-12 16,433
28 Dec. 2 @ Montreal 3-3 T 8-11-9 16,024	67 Mar. 5 PITTSBURGH 3-3 T 26-28-13 16,005
29 Dec. 4 DETROIT 4-1 W 9-11-9 11,140	68 Mar. 8 CHICAGO 7-1 W 27-28-13 11,968
30 Dec. 8 COLORADO 3-3 T 9-11-10 10,746	69 Mar. 10 WASHINGTON 6-0 W 28-28-13 11,826
31 Dec. 11 BUFFALO 2-4 L 9-12-10 11,116	70 Mar. 13 @ Boston 2-2 T 28-28-14 12,024
32 Dec. 14 @ Washington 4-2 W 10-12-10 7,359	71 Mar. 14 @ Montreal 0-3 L 28-29-14 17,356
33 Dec. 15 @ Atlanta 3-1 W 11-12-10 11,264	72 Mar. 17 DETROIT 3-2 W 29-29-14 14,580
34 Dec. 18 MONTREAL 0-2 L 11-13-10 14,764	73 Mar. 19 PHILADELPHIA 3-5 L 29-30-14 16,005
35 Dec. 22 VANCOUVER 2-3 L 11-14-10 11,987	74 Mar. 22 @ St. Louis 2-4 L 29-31-14 12,417
36 Dec. 27 @ Detroit 7-4 W 12-14-10 11,102	75 Mar. 23 @ Chicago 3-1 W 30-31-14 9,200
37 Mar. 28 @ Minnesota 3-8 L 12-15-10 9,312	76 Mar. 26 BUFFALO 6-4 W 31-31-14 15,288
38 Dec. 30 PHILADELPHIA 0-2 L 12-16-10 16,005	77 Mar. 29 @ Vancouver 3-3 T 31-31-15 15,641
39 Jan. 1 BOSTON 5-2 W 13-16-10 11,337	78 Mar. 31 COLORADO 7-5 W 32-31-15 11,302
40 Jan. 4 @ St. Louis 3-4 L 13-17-10 8,183	79 Apr. 2 MINNESOTA 7-2 W 33-31-15 13,419
	80 Apr. 3 @ Colorado 6-4 W 34-31-15 13,296

KINGS 1977-78 SEASON IN REVIEW

Record: 31-34-15 (77 points)
Norris Division Finish: 3rd

General Manager: George Maguire
Head Coach: Ron Stewart
Captain: Mike Murphy

ALL-TIME RECORDS

SCORING											
PLAYER	GP	G	A	PTS	PIM	PLAYER	GP	G	A	PTS	PIM
Marcel Dionne	70	36	43	79	37	Dave Hutchison	44	0	10	10	71
Butch Goring	80	37	36	73	2	Larry Brown	57	1	8	9	23
Mike Murphy	72	20	36	56	48	Neil Komadoski	25	0	6	6	24
Syl Apps, Jr.	70	19	26	45	18	Rob Palmer	48	0	3	3	27
Dave Taylor	64	22	21	43	47	Gene Carr	5	2	0	2	4
Gary Sargent	72	7	34	41	52	Dave Schultz	8	2	0	2	27
Tommy Williams	58	15	22	37	9	Darryl Edestrand	13	0	2	2	15
Randy Manery	79	6	27	33	61	Russ Walker	1	0	0	0	6
Glenn Gouldup	66	14	18	32	66	Larry Carriere	2	0	0	0	0
Pete Stelmowski	80	13	18	31	33	Lorne Stamler	2	0	0	0	0
Danny Grant	41	10	19	29	2	Charlie Simmer	3	0	0	0	2
Ernie Hicke	41	9	15	24	18	Steve Short	5	0	0	0	2
Bert Wilson	79	7	16	23	127	Gary Simmons	14	0	0	0	8
Hartland Monahan	64	10	9	19	45	Rogie Vachon	70	0	0	0	2
Bob Murdoch	76	2	17	19	68	Team PIM					10
Don Kozak	43	8	5	13	45	Team Totals	80	243	401	644	905
Vic Venasky	71	3	10	13	6						
GOALTENDER	GP	MIN	GA	SO	EN	SA	S%	AVG	W-L-T		
Rogie Vachon	70	4,098	196	4	4	1,810	.892	2.87	29-27-13		
Gary Simmons	14	689	44	0	1	336	.869	3.83	2-7-2		
Empty Net Goals			5			5					
Team Totals	80	4,800	245	4	5	2,151	.886	3.06	31-34-15		

RESULTS

1 Oct. 12	CLEVELAND	2-0	W	1-0-0	11,643	41 Jan. 12 @	Boston	1-6	L	17-15-9	14,202
2 Oct. 15	DETROIT	4-2	W	2-0-0	10,464	42 Jan. 14 @	Atlanta	8-4	W	18-15-9	11,114
3 Oct. 18 @	NY ISLANDERS	0-0	T	2-0-1	12,254	43 Jan. 18	NY RANGERS	0-3	L	18-16-9	11,934
4 Oct. 19 @	Cleveland	1-3	L	2-1-1	3,252	44 Jan. 20 @	Colorado	2-5	L	18-17-9	6,681
5 Oct. 22	BOSTON	3-4	L	2-2-1	14,638	45 Jan. 21	TORONTO	2-1	W	19-17-9	13,497
6 Oct. 25 @	Vancouver	1-3	L	2-3-1	14,000	46 Jan. 26	ST. LOUIS	5-1	W	20-17-9	10,392
7 Oct. 26	NY ISLANDERS	2-2	T	2-3-2	10,638	47 Jan. 28 @	Montreal	3-6	L	20-18-9	17,280
8 Oct. 29 @	Montreal	5-3	W	3-3-2	16,108	48 Jan. 29 @	NY Rangers	4-1	W	21-18-9	17,500
9 Oct. 30 @	NY Rangers	5-3	W	4-3-2	17,500	49 Feb. 1	WASHINGTON	8-3	W	22-18-9	8,301
10 Nov. 1 @	St. Louis	2-7	L	4-4-2	9,715	50 Feb. 4	MONTREAL	5-2	T	22-18-10	16,005
11 Nov. 3	TORONTO	4-2	W	5-4-2	12,654	51 Feb. 7	DETROIT	1-5	L	22-19-10	10,748
12 Nov. 5	NY RANGERS	3-1	W	6-4-2	12,215	52 Feb. 9	ATLANTA	2-4	L	22-20-10	10,045
13 Nov. 8 @	Washington	5-1	W	7-4-2	7,473	53 Feb. 11	PITTSBURGH	3-3	T	22-20-11	12,246
14 Nov. 10 @	Boston	2-5	L	7-5-2	11,428	54 Feb. 14 @	NY Islanders	2-3	L	22-21-11	14,914
15 Nov. 12	MINNESOTA	2-2	T	7-5-3	12,401	55 Feb. 16 @	Buffalo	0-5	L	22-22-11	16,433
16 Nov. 16	CLEVELAND	1-1	T	7-5-4	10,649	56 Feb. 18 @	Pittsburgh	1-1	T	22-22-12	16,033
17 Nov. 19	MONTREAL	2-4	L	7-6-4	16,005	57 Feb. 19 @	Detroit	1-5	L	22-23-12	16,497
18 Nov. 23	CHICAGO	8-3	W	8-6-4	11,729	58 Feb. 21 @	Washington	4-1	W	23-23-12	9,170
19 Nov. 24	PITTSBURGH	5-3	W	9-6-4	9,835	59 Feb. 22 @	Minnesota	1-4	L	23-24-12	9,049
20 Nov. 26 @	Atlanta	4-4	T	9-6-5	13,773	60 Feb. 25	BOSTON	2-4	L	23-25-12	16,005
21 Nov. 27 @	Philadelphia	0-2	L	9-7-5	17,077	61 Feb. 28	CLEVELAND	4-2	W	24-25-12	9,529
22 Nov. 29	WASHINGTON	4-2	W	10-7-5	9,669	62 Mar. 2	COLORADO	5-2	W	25-25-12	9,801
23 Dec. 1	PHILADELPHIA	2-4	L	10-8-5	12,371	63 Mar. 4	CHICAGO	3-6	L	25-26-12	12,546
24 Dec. 3	ATLANTA	4-1	W	11-8-5	11,168	64 Mar. 8 @	Toronto	5-1	W	26-26-12	16,485
25 Dec. 6 @	St. Louis	6-1	W	12-8-5	9,270	65 Mar. 9 @	Buffalo	3-3	T	26-26-13	16,433
26 Dec. 8 @	Pittsburgh	5-3	W	13-8-5	9,117	66 Mar. 11 @	Montreal	3-5	L	26-27-13	17,131
27 Dec. 10	TORONTO	0-3	L	13-9-5	13,532	67 Mar. 12 @	Boston	3-9	L	26-28-13	14,602
28 Dec. 15	BUFFALO	3-7	L	13-10-5	11,645	68 Mar. 14	PITTSBURGH	4-2	W	27-28-13	12,084
29 Dec. 17	WASHINGTON	1-2	L	13-11-5	8,125	69 Mar. 16	DETROIT	3-3	T	27-28-14	10,256
30 Dec. 19	VANCOUVER	3-2	W	14-11-5	9,946	70 Mar. 18	MONTREAL	3-6	L	27-29-14	16,005
31 Dec. 21	MINNESOTA	8-1	W	15-11-5	9,648	71 Mar. 21	BUFFALO	2-6	L	27-30-14	11,027
32 Dec. 22 @	Chicago	4-0	W	16-11-5	9,072	72 Mar. 23 @	Minnesota	3-1	W	28-30-14	7,715
33 Dec. 28	NY ISLANDERS	3-4	L	16-12-5	16,005	73 Mar. 24 @	Cleveland	4-3	W	29-30-14	4,744
34 Dec. 29 @	Colorado	2-2	T	16-12-6	9,527	74 Mar. 27 @	Toronto	0-3	L	29-31-14	16,485
35 Jan. 1	COLORADO	5-1	W	17-12-6	10,797	75 Mar. 29 @	Chicago	1-5	L	29-32-14	10,957
36 Jan. 4 @	Washington	0-4	L	17-13-6	9,823	76 Mar. 30 @	Detroit	4-0	W	30-32-14	16,654
37 Jan. 5 @	Philadelphia	4-4	T	17-13-7	17,077	77 Apr. 1	PHILADELPHIA	2-4	L	30-33-13	15,350
38 Jan. 7 @	Pittsburgh	3-3	T	17-13-8	13,921	78 Apr. 5	ST. LOUIS	2-3	L	30-34-14	9,090
39 Jan. 8 @	Detroit	3-4	L	17-14-8	12,098	79 Apr. 7 @	Vancouver	5-5	T	30-34-15	15,613
40 Jan. 11 @	Buffalo	3-3	T	17-14-9	16,433	80 Apr. 8	VANCOUVER	5-3	W	31-34-15	11,218

KINGS 1978-79 SEASON IN REVIEW

Record: 34-34-12 (80 points)
Norris Division Finish: 3rd

General Manager: George Maguire
Head Coach: Bob Berry
Captain: Mike Murphy

SCORING											
PLAYER	GP	G	A	PTS	PIM	PLAYER	GP	G	A	PTS	PIM
Marcel Dionne	80	59	71	130	30	Vic Venasky	73	4	13	17	8
Dave Taylor	78	43	48	91	124	Bob Murdoch	32	3	12	15	46
Butch Goring	80	36	51	87	16	Mark Heaslip	69	4	9	13	45
Charlie Simmer	38	21	27	48	16	Richard Mulhern	36	2	9	11	23
Mike Murphy	64	16	29	45	38	Doug Halward	27	1	5	6	13
Rob Palmer	78	4	41	45	26	Randy Holt	36	0	6	6	202
Glenn Goldup	73	15	22	37	89	Darryl Edstrand	55	1	4	5	46
Syl Apps, Jr.	80	7	30	37	29	Brian Glennie	18	2	2	4	22
Randy Manery	71	8	27	35	64	Nick Beverley	7	0	3	3	0
Steve Jensen	72	23	8	31	57	Mario Lessard	49	0	2	2	8
Murray Wilson	58	11	15	26	14	Scott Garland	6	0	1	1	24
Tommy Williams	44	10	15	25	8	Ron Grahame	34	0	1	1	6
Danny Grant	35	10	11	21	8	Team PIM					
Rick Hampton	49	3	17	20	22	Team Totals	80	292	489	781	1,134
Bert Wilson	73	9	10	19	138						
GOALTENDER						SO	EN	SA	S%	AVG	W-L-T
Mario Lessard	49	2,857	148			4	2	1,368	.892	3.11	23-15-10
Ron Grahame	34	1,935	136			0	0	985	.862	4.22	11-19-2
Empty Net Goals				2				2			
Team Totals	80	4,800	286			4	2	2,355	.878	3.57	34-34-12

RESULTS

1 Oct. 11	WASHINGTON	2-4	L	0-1-0	8,318	41 Jan. 9 @	NY Islanders	1-7	L	17-18-6	14,995
2 Oct. 14	ST. LOUIS	6-2	W	1-1-0	7,566	42 Jan. 10 @	Chicago	0-3	L	17-19-6	8,221
3 Oct. 18	BOSTON	2-3	L	1-2-0	8,564	43 Jan. 13 @	Detroit	7-3	W	18-19-6	14,447
4 Oct. 20 @	Washington	6-4	W	2-2-0	8,303	44 Jan. 14 @	Boston	6-3	W	19-19-6	13,424
5 Oct. 22 @	Montreal	4-8	L	2-3-0	16,089	45 Jan. 17	MONTREAL	3-7	L	19-20-6	13,257
6 Oct. 24 @	Atlanta	2-7	L	2-4-0	8,526	46 Jan. 20	TORONTO	2-3	L	19-21-6	12,793
7 Oct. 26	BUFFALO	6-0	W	3-4-0	7,238	47 Jan. 24	PITTSBURGH	4-1	W	20-21-6	9,680
8 Oct. 28	WASHINGTON	5-1	W	4-4-0	7,347	48 Jan. 25	DETROIT	6-6	T	20-21-7	9,974
9 Nov. 1	TORONTO	2-4	L	4-5-0	9,048	49 Jan. 27 @	Pittsburgh	3-5	W	20-22-7	14,274
10 Nov. 4	NY RANGERS	3-7	L	4-6-0	10,625	50 Jan. 28 @	Boston	5-3	W	21-22-7	13,591
11 Nov. 8	PHILADELPHIA	3-5	L	4-7-0	8,163	51 Jan. 30 @	St. Louis	1-7	L	21-23-7	7,046
12 Nov. 11	MINNESOTA	8-1	W	5-7-0	8,409	52 Jan. 31 @	Washington	3-5	L	21-24-7	7,966
13 Nov. 12 @	Chicago	4-1	W	6-7-0	11,328	53 Feb. 3	NY RANGERS	4-2	W	22-24-7	13,471
14 Nov. 14 @	St. Louis	4-2	W	7-7-0	8,951	54 Feb. 4 @	Colorado	4-1	W	23-24-7	6,821
15 Nov. 16	MONTREAL	6-3	W	8-7-0	10,292	55 Feb. 14 @	Detroit	3-2	W	24-24-7	13,914
16 Nov. 18	PITTSBURGH	1-3	L	8-8-0	9,171	56 Feb. 15 @	Montreal	2-2	T	24-24-8	16,198
17 Nov. 20	CHICAGO	4-3	W	9-8-0	7,629	57 Feb. 17 @	Toronto	2-5	L	24-25-8	16,485
18 Nov. 22	DETROIT	3-3	T	9-8-1	10,336	58 Feb. 19	NY ISLANDERS	3-8	L	24-26-8	13,744
19 Nov. 25 @	Minnesota	4-1	W	10-8-1	8,833	59 Feb. 21	BOSTON	3-1	W	25-26-8	10,913
20 Nov. 26 @	Detroit	2-4	L	10-9-1	15,114	60 Feb. 24	PHILADELPHIA	3-4	L	25-27-8	13,290
21 Nov. 29	NY ISLANDERS	5-5	T	10-9-2	8,579	61 Feb. 26	VANCOUVER	2-0	W	26-27-8	8,387
22 Dec. 2	DETROIT	5-2	W	11-9-2	11,688	62 Feb. 28	WASHINGTON	3-3	T	26-27-9	8,174
23 Dec. 4	WASHINGTON	10-2	W	12-9-2	7,324	63 Mar. 3	CHICAGO	8-5	W	27-27-9	10,531
24 Dec. 6 @	Minnesota	0-4	L	12-10-2	7,030	64 Mar. 4 @	Vancouver	3-2	W	28-27-9	12,755
25 Dec. 7 @	Buffalo	3-3	T	12-10-3	16,433	65 Mar. 7 @	Pittsburgh	4-0	W	29-27-9	11,479
26 Dec. 9	ATLANTA	5-1	W	13-10-3	10,009	66 Mar. 8 @	Buffalo	4-6	L	29-28-9	16,433
27 Dec. 12 @	NY Islanders	5-5	T	13-10-4	14,286	67 Mar. 10 @	Toronto	4-9	L	29-29-9	16,485
28 Dec. 13 @	NY Rangers	7-8	L	13-11-4	17,165	68 Mar. 11 @	Philadelphia	3-6	L	29-30-9	17,077
29 Dec. 16	MONTREAL	2-5	L	13-12-4	12,562	69 Mar. 14	PITTSBURGH	3-3	T	29-30-10	11,729
30 Dec. 19 @	Colorado	2-2	T	13-12-5	4,044	70 Mar. 17	MONTREAL	1-3	W	30-30-10	14,267
31 Dec. 21	PITTSBURGH	1-4	L	13-13-5	9,125	71 Mar. 20	ATLANTA	4-3	W	31-30-10	9,792
32 Dec. 23 @	Vancouver	0-2	L	13-14-5	12,526	72 Mar. 22	ST. LOUIS	3-3	T	31-30-11	9,533
33 Dec. 27 @	Pittsburgh	2-5	L	13-15-5	14,634	73 Mar. 24	BUFFALO	2-3	L	31-31-11	11,864
34 Dec. 28 @	Montreal	3-3	T	13-15-6	17,153	74 Mar. 28	DETROIT	8-1	W	32-31-11	9,497
35 Dec. 30	VANCOUVER	4-0	W	14-15-6	10,317	75 Mar. 30 @	Atlanta	3-5	L	32-32-11	10,292
36 Jan. 1	COLORADO	5-3	W	15-15-6	7,202	76 Mar. 31 @	Detroit	5-4	W	33-32-11	14,686
37 Jan. 3 @	Washington	3-8	L	15-16-6	7,053	77 Apr. 2 @	NY Rangers	4-5	L	33-33-11	17,378
38 Jan. 4 @	Montreal	5-4	W	16-16-6	16,132	78 Apr. 3 @	Washington	2-6	L	33-34-11	13,159
39 Jan. 6 @	Pittsburgh	4-3	W	17-16-6	11,760	79 Apr. 5	COLORADO	4-4	T	33-34-12	8,240
40 Jan. 7 @	Philadelphia	0-3	L	17-17-6	17,077	80 Apr. 7	MINNESOTA	7-1	W	34-34-12	11,048

KINGS 1979-80 SEASON IN REVIEW

Record: 30-36-14 (74 points)
Norris Division Finish: 2nd

General Manager: George Maguire
Head Coach: Bob Berry
Captain: Mike Murphy

ALL-TIME RECORDS

SCORING

PLAYER	GP	G	A	PTS	PIM	PLAYER	GP	G	A	PTS	PIM
Marcel Dionne	80	53	84	137	32	Bert Wilson	75	4	3	7	91
Charlie Simmer	64	56	45	101	65	Don Howse	33	2	5	7	6
Dave Taylor	61	37	53	90	72	John Paul Kelly	40	2	5	7	28
Butch Goring	69	20	48	68	12	Jerry Korab	11	1	2	3	34
Doug Halward	63	11	45	56	52	Richard Mulhern	15	0	3	3	16
Mike Murphy	80	27	22	49	29	Dave Lewis	11	1	1	2	12
Rob Palmer	78	4	36	40	18	Mark Hardy	15	0	1	1	10
Steve Jensen	76	21	15	36	13	Ron Grahame	26	0	1	1	2
Andre St. Laurent	77	6	24	30	88	Randy Holt	42	0	1	1	94
Glenn Goldup	55	10	11	21	78	Rick Hampton	3	0	0	0	0
Steve Carlson	52	9	12	21	23	Mike Marson	3	0	0	0	5
Syl Apps, Jr.	51	5	16	21	12	Doug Keans	10	0	0	0	0
Randy Manery	52	6	10	16	48	Jay Wells	43	0	0	0	113
Dean Hopkins	60	8	6	14	39	Mario Lessard	50	0	0	0	6
Brad Selwood	63	1	13	14	82	Team PIM					16
Barry Gibbs	63	2	9	11	32	Team Totals	80	290	474	764	1,134
Billy Harris	11	4	3	7	6						

GOALTENDER

PLAYER	GP	MIN	GA	SO	EN	SA	S%	AVG	W-L-T
Doug Keans	10	556	23	0	3	247	.907	2.48	3-3-3
Mario Lessard	50	2,825	185	0	3	1,420	.870	3.93	18-22-7
Ron Grahame	26	1,406	98	2	1	782	.875	4.18	9-11-4
Empty Net Goals			7			7			
Team Totals	80	4,800	313	2	7	2,465	.873	3.91	30-36-14

RESULTS

1 Oct. 10	DETROIT	4-4	T	0-0-1	9,211	41 Jan. 12 @	Minnesota	6-5	W	20-13-8	15,704
2 Oct. 13	ST. LOUIS	5-3	W	1-0-1	9,871	42 Jan. 13 @	Winnipeg	3-5	L	20-14-8	13,598
3 Oct. 16 @	Washington	6-8	L	1-1-1	5,386	43 Jan. 16	BUFFALO	2-4	L	20-15-8	9,825
4 Oct. 17 @	Pittsburgh	5-4	W	2-1-1	4,815	44 Jan. 19	ATLANTA	2-4	L	20-16-8	14,909
5 Oct. 19 @	Hartford	3-6	L	2-2-1	7,627	45 Jan. 22	NY RANGERS	4-5	L	20-17-8	9,311
6 Oct. 20 @	Boston	4-5	L	2-3-1	10,946	46 Jan. 24	TORONTO	5-4	W	21-17-8	8,440
7 Oct. 23 @	Colorado	7-4	W	3-3-1	5,365	47 Jan. 26 @	Minnesota	4-4	T	21-17-9	14,575
8 Oct. 24	WASHINGTON	5-3	W	4-3-1	7,813	48 Jan. 27 @	Buffalo	1-9	L	21-18-9	16,433
9 Oct. 27	TORONTO	7-5	W	5-3-1	13,885	49 Jan. 29	WINNIPEG	3-7	L	21-19-9	7,165
10 Oct. 30	BOSTON	4-4	T	5-3-2	9,534	50 Jan. 30	EDMONTON	1-8	L	21-20-9	6,747
11 Nov. 1	NY RANGERS	4-2	W	6-3-2	10,303	51 Feb. 2	MONTREAL	4-5	L	21-21-9	15,042
12 Nov. 3 @	St. Louis	1-4	L	6-4-2	10,289	52 Feb. 3 @	Edmonton	3-5	L	21-22-9	15,423
13 Nov. 4 @	Chicago	5-3	W	7-4-2	8,190	53 Feb. 6 @	Hartford	3-7	L	21-23-9	14,448
14 Nov. 6 @	NY Islanders	1-4	L	7-5-2	14,559	54 Feb. 7 @	NY Islanders	1-4	L	21-24-9	14,497
15 Nov. 7 @	NY Rangers	4-8	L	7-6-2	17,410	55 Feb. 9 @	Toronto	7-2	W	22-24-9	16,485
16 Nov. 10	MINNESOTA	6-6	T	7-6-3	12,048	56 Feb. 10 @	Philadelphia	2-5	L	22-25-9	17,077
17 Nov. 13	COLORADO	4-1	W	8-6-3	6,288	57 Feb. 12	WASHINGTON	2-5	L	22-26-9	7,204
18 Nov. 15	PITTSBURGH	3-3	T	8-6-4	7,698	58 Feb. 14	ST. LOUIS	4-6	L	22-27-9	6,886
19 Nov. 17	MONTREAL	1-3	L	8-7-4	16,005	59 Feb. 16	NY ISLANDERS	3-2	W	23-27-9	11,326
20 Nov. 20 @	Vancouver	5-1	W	9-7-4	15,061	60 Feb. 18 @	Detroit	4-4	W	24-27-9	12,872
21 Nov. 21	PHILADELPHIA	4-6	L	9-8-4	10,030	61 Feb. 20	BOSTON	3-0	W	25-27-9	13,150
22 Nov. 24	NY ISLANDERS	4-4	T	9-8-5	12,765	62 Feb. 23	PHILADELPHIA	1-5	L	25-28-9	16,005
23 Nov. 27	WINNIPEG	5-3	W	10-8-5	7,914	63 Feb. 26 @	Washington	3-5	L	25-29-9	9,516
24 Dec. 1	CHICAGO	7-0	W	11-8-5	10,202	64 Feb. 27 @	NY Rangers	4-5	L	25-30-9	17,424
25 Dec. 4 @	Atlanta	6-2	W	12-8-5	8,290	65 Mar. 1 @	Boston	0-4	L	25-31-9	13,784
26 Dec. 6 @	Philadelphia	4-9	L	12-9-5	17,077	66 Mar. 2 @	Quebec	4-3	W	26-31-9	10,777
27 Dec. 7 @	Montreal	2-5	L	12-10-5	16,847	67 Mar. 5	ATLANTA	1-3	L	26-32-9	9,628
28 Dec. 9 @	Quebec	2-3	L	12-11-5	11,168	68 Mar. 8	CHICAGO	3-3	T	26-32-10	11,168
29 Dec. 12	HARTFORD	7-4	W	13-11-5	8,732	69 Mar. 10 @	Montreal	3-6	L	26-33-10	17,046
30 Dec. 15	VANCOUVER	4-3	W	14-11-5	8,784	70 Mar. 12 @	Pittsburgh	2-4	L	26-34-10	9,294
31 Dec. 19 @	Toronto	4-4	T	14-11-6	16,485	71 Mar. 13 @	Atlanta	2-2	T	26-34-11	9,353
32 Dec. 20 @	Buffalo	3-5	L	14-12-6	16,433	72 Mar. 15	BUFFALO	2-2	T	26-34-12	14,121
33 Dec. 22	EDMONTON	9-3	W	15-12-6	9,384	73 Mar. 19	DETROIT	4-3	W	27-34-12	9,111
34 Dec. 27	QUEBEC	3-0	W	16-12-6	9,978	74 Mar. 22	QUEBEC	4-1	W	28-34-12	10,635
35 Dec. 29	MINNESOTA	4-3	W	17-12-6	14,211	75 Mar. 25 @	Colorado	5-2	W	29-34-12	8,107
36 Jan. 2 @	Detroit	4-2	W	18-12-6	14,195	76 Mar. 27	PITTSBURGH	2-2	T	29-34-13	9,781
37 Jan. 5 @	Edmonton	3-3	T	18-12-7	15,423	77 Mar. 29	HARTFORD	2-2	T	29-34-14	12,848
38 Jan. 6 @	Winnipeg	4-4	T	18-12-8	12,250	78 Apr. 1	COLORADO	4-3	W	30-34-14	7,527
39 Jan. 8 @	St. Louis	3-6	L	18-13-8	10,218	79 Apr. 3 @	Vancouver	2-4	L	30-35-14	16,207
40 Jan. 9 @	Chicago	6-1	W	19-13-8	11,372	80 Apr. 5	VANCOUVER	3-5	L	30-36-14	12,262

KINGS 1980-81 SEASON IN REVIEW

Record: 43-24-13 (99 points)
Norris Division Finish: 2nd

General Manager: George Maguire
Head Coach: Bob Berry
Captain: Mike Murphy

SCORING											
PLAYER	GP	G	A	PTS	PIM	PLAYER	GP	G	A	PTS	PIM
Marcel Dionne	80	58	77	135	70	Dave Lewis	67	1	12	13	98
Dave Taylor	72	47	65	112	130	John Paul Kelly	19	3	6	9	8
Charlie Simmer	65	56	49	105	62	Rick Chartraw	21	1	6	7	28
Larry Murphy	80	16	60	76	79	Rob Palmer	13	0	4	4	13
Jerry Korab	78	9	43	52	139	Rick Martin	1	1	1	2	0
Billy Harris	80	20	29	49	36	Don Luce	10	1	0	1	2
Jim Fox	71	18	25	43	8	Jim Rutherford	3	0	1	1	0
Mike Murphy	68	16	23	39	54	Mario Lessard	64	0	1	1	8
Steve Jensen	74	19	19	38	88	Don Waddell	1	0	0	0	0
Greg Terrion	73	12	25	37	99	Paul Pageau	1	0	0	0	0
Dan Bonar	71	11	15	26	57	Dave Morrison	3	0	0	0	0
Dean Hopkins	67	8	18	26	118	John Gibson	4	0	0	0	21
Mark Hardy	77	5	20	25	77	Kevin Schamehorn	5	0	0	0	4
Garry Unger	58	10	10	20	40	Ron Grahame	6	0	0	0	0
Doug Halward	51	4	15	19	96	Doug Keans	9	0	0	0	7
Jay Wells	72	5	13	18	155	Team PIM					32
Andre St. Laurent	22	10	6	16	63	Team Totals	80	337	552	889	1,627
Glenn Goldup	49	6	9	15	35						

GOALTENDER										
PLAYER	GP	MIN	GA	SO	EN	SA	S%	AVG	W-L-T	
Mario Lessard	64	3,736	203	2	3	1,895	.893	3.26	35-18-11	
Jim Rutherford	3	180	10	0	0	96	.896	3.33	3-0-0	
Ron Grahame	6	360	28	0	0	198	.859	4.67	3-2-1	
Doug Keans	9	454	37	0	1	227	.837	4.89	2-3-1	
Paul Pageau	1	60	8	0	0	34	.765	8.00	0-1-0	
Empty Net Goals			4			4				
Team Totals	80	4,800	290	2	4	2,454	.882	3.62	43-24-13	

RESULTS

1 Oct. 11	DETROIT	8-1	W	1-0-0	11,210	41 Jan. 7	HARTFORD	5-3	W	26-11-4	8,535
2 Oct. 14 @	Calgary	2-4	L	1-1-0	7,162	42 Jan. 10 @	St. Louis	6-6	T	26-11-5	19,115
3 Oct. 16	QUEBEC	6-4	W	2-1-0	6,490	43 Jan. 11	Buffalo	4-4	T	26-11-6	16,143
4 Oct. 18	COLORADO	4-3	W	3-1-0	8,776	44 Jan. 14 @	Hartford	5-4	W	27-11-6	11,455
5 Oct. 22	BOSTON	4-0	W	4-1-0	8,596	45 Jan. 15 @	Washington	0-3	L	27-12-6	9,648
6 Oct. 25	TORONTO	5-4	W	5-1-0	12,432	46 Jan. 17 @	Pittsburgh	4-5	L	27-13-6	14,231
7 Oct. 26 @	Edmonton	4-4	T	5-1-1	17,290	47 Jan. 18 @	Philadelphia	2-7	L	27-14-6	17,077
8 Oct. 28 @	Colorado	8-4	W	6-1-1	6,284	48 Jan. 20	DETROIT	11-4	W	28-14-6	9,763
9 Oct. 29	WASHINGTON	4-2	W	7-1-1	7,346	49 Jan. 22	TORONTO	3-3	T	28-14-7	11,688
10 Nov. 1 @	NY Islanders	7-3	W	8-1-1	14,768	50 Jan. 24 @	Boston	6-4	W	29-14-7	13,716
11 Nov. 2 @	NY Rangers	6-3	W	9-1-1	17,417	51 Jan. 26 @	Quebec	7-5	W	30-14-7	13,653
12 Nov. 5 @	Washington	5-3	W	10-1-1	8,719	52 Jan. 28	NY RANGERS	2-6	L	30-15-7	10,451
13 Nov. 6 @	Philadelphia	2-8	L	10-2-1	17,077	53 Jan. 31	MONTREAL	4-1	W	31-15-7	16,005
14 Nov. 8 @	Montreal	0-3	L	10-3-1	16,869	54 Feb. 2 @	NY Rangers	3-2	W	32-15-7	17,417
15 Nov. 10	NY RANGERS	4-1	W	11-3-1	10,801	55 Feb. 3 @	NY Islanders	1-8	L	32-16-7	15,008
16 Nov. 12	MONTREAL	4-8	L	11-4-1	11,740	56 Feb. 5 @	Detroit	4-6	L	32-17-7	12,117
17 Nov. 15	ST. LOUIS	3-5	L	11-5-1	14,353	57 Feb. 7	WASHINGTON	4-4	T	32-17-8	12,814
18 Nov. 16 @	Vancouver	3-2	W	12-5-1	14,779	58 Feb. 12 @	Chicago	5-5	T	32-17-9	16,407
19 Nov. 19	WINNIPEG	7-2	W	13-5-1	7,572	59 Feb. 14	BOSTON	4-5	L	32-18-9	14,975
20 Nov. 22 @	Toronto	5-2	W	14-5-1	16,485	60 Feb. 18	QUEBEC	2-4	L	32-19-9	9,841
21 Nov. 24 @	Quebec	4-3	W	15-5-1	10,690	61 Feb. 21	PHILADELPHIA	1-3	L	32-20-9	16,005
22 Nov. 26	PHILADELPHIA	2-4	L	15-6-1	12,634	62 Feb. 24	EDMONTON	5-2	W	33-20-9	9,006
23 Nov. 29	CHICAGO	5-2	W	16-6-1	13,109	63 Feb. 26	VANCOUVER	4-3	W	34-20-9	10,298
24 Dec. 2	HARTFORD	5-2	W	17-6-1	7,456	64 Feb. 28	NY ISLANDERS	1-2	L	34-21-9	16,005
25 Dec. 4	VANCOUVER	3-1	W	18-6-1	7,460	65 Mar. 2 @	Toronto	1-0	W	35-21-9	16,485
26 Dec. 6	NY ISLANDERS	5-3	W	19-6-1	15,124	66 Mar. 4 @	Pittsburgh	5-6	L	35-22-9	11,796
27 Dec. 8	CALGARY	2-4	L	19-7-1	7,673	67 Mar. 6 @	Colorado	3-1	W	36-22-9	9,666
28 Dec. 10 @	Minnesota	7-2	W	20-7-1	13,739	68 Mar. 8 @	Winnipeg	4-1	W	37-22-9	13,992
29 Dec. 11 @	Detroit	2-1	W	21-7-1	11,628	69 Mar. 11	CHICAGO	4-4	T	37-22-10	11,711
30 Dec. 13 @	Hartford	5-5	T	21-7-2	11,204	70 Mar. 14	MINNESOTA	10-4	W	38-22-10	13,756
31 Dec. 14 @	Boston	1-7	L	21-8-2	10,122	71 Mar. 17	BUFFALO	1-3	L	38-23-10	10,367
32 Dec. 17	PITTSBURGH	3-3	T	21-8-3	8,188	72 Mar. 19	PITTSBURGH	4-4	T	38-23-11	9,758
33 Dec. 20	BUFFALO	4-7	L	21-9-3	13,418	73 Mar. 21 @	Edmonton	6-6	T	38-23-12	17,490
34 Dec. 23	EDMONTON	7-4	W	22-9-3	8,513	74 Mar. 22 @	Winnipeg	7-5	W	39-23-12	12,149
35 Dec. 26 @	Vancouver	6-3	W	23-9-3	16,413	75 Mar. 24 @	Minnesota	4-3	W	40-23-12	12,896
36 Dec. 27	ST. LOUIS	4-4	T	23-9-4	13,589	76 Mar. 25 @	Chicago	4-2	W	41-23-12	12,347
37 Dec. 30 @	Montreal	0-4	L	23-10-4	18,042	77 Mar. 28	MINNESOTA	3-2	W	42-23-12	14,882
38 Dec. 31 @	Buffalo	5-2	W	24-10-4	16,143	78 Mar. 31	WINNIPEG	7-3	W	43-23-12	9,748
39 Jan. 2 @	Calgary	6-7	L	24-11-4	7,162	79 Apr. 2 @	St. Louis	4-6	L	43-24-12	18,182
40 Jan. 5	CALGARY	5-2	W	25-11-4	8,256	80 Apr. 4	COLORADO	5-5	T	43-24-13	12,926

KINGS 1981-82 SEASON IN REVIEW

Record: 24-41-15 (63 points)
Smythe Division Finish: 4th

General Manager: George Maguire
Head Coach: Parker McDonald (13-24-5)/
 Don Perry (11-17-10)
Captain: Dave Lewis

ALL-TIME RECORDS

SCORING											
PLAYER	GP	G	A	PTS	PIM	PLAYER	GP	G	A	PTS	PIM
Marcel Dionne	78	50	67	117	50	Daryl Evans	14	2	6	8	2
Dave Taylor	78	39	67	106	130	Al Hangsleben	18	2	6	8	65
Jim Fox	77	30	38	68	23	Paul Mulvey	11	0	7	7	50
Larry Murphy	79	22	44	66	95	Andre St. Laurent	16	2	4	6	28
Steve Bozek	71	33	23	56	68	Rick Martin	3	1	3	4	2
Mark Hardy	77	6	39	45	130	Billy Harris	16	1	3	4	6
Charlie Simmer	50	15	24	39	42	Scott Gruhl	7	2	1	3	2
Greg Terrion	61	15	22	37	23	Al Sims	8	1	1	2	16
Dan Bonar	79	13	23	36	111	Warren Holmes	3	0	2	2	0
Bernie Nicholls	22	14	18	32	27	Rob Palmer	5	0	2	2	0
Doug Smith	80	16	14	30	64	Mario Lessard	52	0	2	2	6
Steve Jensen	45	8	19	27	19	Glenn Goldup	2	0	0	0	2
Ian Turnbull	42	11	15	26	81	Mike Blake	2	0	0	0	0
John Paul Kelly	70	12	11	23	100	Bobby Sheehan	4	0	0	0	2
Jerry Korab	50	5	13	18	91	Dave Morrison	4	0	0	0	0
Mike Murphy	28	5	10	15	20	John Gibson	6	0	0	0	18
Dean Hopkins	41	2	13	15	102	Jim Rutherford	7	0	0	0	0
Dave Lewis	64	1	13	14	75	Doug Keans	31	0	0	0	0
Trevor Johansen	46	3	7	10	69	Team PIM					10
Rick Chartraw	33	2	8	10	56	Team Totals	80	314	533	847	1,730
Jay Wells	60	1	8	9	145						

GOALTENDER	GP	MIN	GA	SO	EN	SA	S%	AVG	W-L-T
Mike Blake	2	51	2	0	1	32	.938	2.35	0-0-0
Doug Keans	31	1,431	103	0	4	760	.864	4.32	8-10-7
Mario Lessard	52	2,924	214	2	2	1,441	.851	4.39	13-28-8
Jim Rutherford	7	380	43	0	0	207	.792	6.79	3-3-0
Empty Net Goals			7			7			
Team Totals	80	4,800	369	2	7	2,447	.849	4.61	24-41-15

RESULTS

1 Oct. 7	NY ISLANDERS	1-4	L	0-1-0	9,744	41 Jan. 9	@ Toronto	3-5	L	13-23-5	16,360
2 Oct. 10	EDMONTON	4-7	L	0-2-0	8,839	42 Jan. 10	@ Buffalo	4-6	L	13-24-5	2,079
3 Oct. 13	CALGARY	4-3	W	1-2-0	6,322	43 Jan. 12	@ Montreal	1-2	L	13-25-5	15,975
4 Oct. 15	COLORADO	10-2	W	2-2-0	6,125	44 Jan. 14	@ Calgary	2-5	L	13-26-5	7,234
5 Oct. 17	BOSTON	4-5	L	2-3-0	12,013	45 Jan. 15	@ Vancouver	3-3	T	13-26-6	12,000
6 Oct. 20	@ NY Islanders	9-6	W	3-3-0	14,431	46 Jan. 19	@ COLORADO	4-4	T	13-26-7	8,751
7 Oct. 21	@ NY Rangers	5-2	W	4-3-0	17,227	47 Jan. 21	MINNESOTA	3-3	T	13-26-8	10,306
8 Oct. 24	Minnesota	3-6	L	4-4-0	15,579	48 Jan. 23	@ Colorado	3-3	T	13-26-9	8,193
9 Oct. 25	@ Winnipeg	4-9	L	4-5-0	10,664	49 Jan. 24	@ Vancouver	5-5	T	13-26-10	12,465
10 Oct. 27	QUEBEC	8-7	W	5-5-0	7,595	50 Jan. 27	PHILADELPHIA	7-4	T	13-26-11	14,959
11 Oct. 29	WASHINGTON	4-3	W	6-5-0	7,392	51 Jan. 30	ST. LOUIS	4-4	W	14-26-11	10,988
12 Oct. 31	@ St. Louis	4-5	L	6-6-0	13,215	52 Jan. 31	NY RANGERS	3-6	L	14-27-11	13,169
13 Nov. 4	@ Chicago	4-5	L	6-7-0	12,246	53 Feb. 2	HARTFORD	3-5	L	14-28-11	7,713
14 Nov. 5	@ Detroit	2-10	L	6-8-0	12,114	54 Feb. 6	VANCOUVER	5-4	W	15-28-11	11,343
15 Nov. 7	TORONTO	4-9	L	6-9-0	12,334	55 Feb. 7	MONTREAL	2-7	L	15-29-11	12,310
16 Nov. 10	MONTREAL	4-2	W	7-9-0	11,492	56 Feb. 11	QUEBEC	4-4	T	15-29-12	9,568
17 Nov. 12	ST. LOUIS	5-2	W	8-9-0	8,503	57 Feb. 13	@ Pittsburgh	3-3	T	15-29-13	12,389
18 Nov. 14	WINNIPEG	2-3	L	8-10-0	10,363	58 Feb. 14	@ Philadelphia	4-6	L	15-30-13	14,147
19 Nov. 18	DETROIT	8-1	W	9-10-0	9,001	59 Feb. 17	WASHINGTON	2-5	L	15-31-13	8,931
20 Nov. 19	@ Calgary	3-6	L	9-11-0	7,226	60 Feb. 20	CALGARY	6-2	W	16-31-13	10,615
21 Nov. 21	BUFFALO	1-7	L	9-12-0	12,565	61 Feb. 24	DETROIT	5-3	W	17-31-13	8,825
22 Nov. 25	@ Edmonton	4-11	L	9-13-0	17,490	62 Feb. 27	CHICAGO	3-5	L	17-32-13	12,713
23 Nov. 26	@ Calgary	1-7	L	9-14-0	7,234	63 Mar. 1	@ Quebec	5-5	T	17-32-14	15,288
24 Nov. 28	VANCOUVER	3-2	W	10-14-0	10,914	64 Mar. 3	@ Toronto	4-1	W	18-32-14	16,360
25 Dec. 2	NY RANGERS	3-4	L	10-15-0	9,693	65 Mar. 6	@ Boston	0-4	L	18-33-14	14,282
26 Dec. 5	CHICAGO	2-3	L	10-16-0	12,114	66 Mar. 7	@ Hartford	6-7	L	18-34-14	11,616
27 Dec. 9	EDMONTON	5-5	T	10-16-1	11,259	67 Mar. 9	@ Colorado	2-0	W	19-34-14	8,273
28 Dec. 12	VANCOUVER	7-5	W	11-16-1	9,919	68 Mar. 10	EDMONTON	3-2	W	20-34-14	16,005
29 Dec. 15	@ Buffalo	4-3	W	12-16-1	15,125	69 Mar. 13	NY ISLANDERS	3-0	W	21-34-14	14,930
30 Dec. 16	@ Pittsburgh	6-7	L	12-17-1	7,148	70 Mar. 15	@ Edmonton	3-3	T	21-34-15	17,490
31 Dec. 19	@ Hartford	5-5	T	12-17-2	10,623	71 Mar. 17	CALGARY	9-4	W	22-34-15	8,995
32 Dec. 20	@ Boston	4-6	L	12-18-2	10,773	72 Mar. 20	PITTSBURGH	7-5	W	23-34-15	13,433
33 Dec. 22	@ Colorado	2-4	L	12-19-2	4,470	73 Mar. 22	@ Minnesota	2-4	L	23-35-15	15,784
34 Dec. 23	COLORADO	8-4	W	13-19-2	9,405	74 Mar. 24	@ Winnipeg	3-5	L	23-36-15	12,711
35 Dec. 26	@ Vancouver	2-2	T	13-19-3	13,694	75 Mar. 27	COLORADO	9-4	W	24-36-15	11,172
36 Dec. 27	@ Edmonton	3-10	L	13-20-3	17,490	76 Mar. 28	EDMONTON	2-6	L	24-37-15	16,005
37 Dec. 30	@ Colorado	2-3	L	13-21-3	8,376	77 Mar. 30	@ Calgary	5-7	L	24-38-15	7,234
38 Jan. 2	CALGARY	5-5	T	13-21-4	12,195	78 Mar. 31	@ Edmonton	3-7	L	24-39-15	17,490
39 Jan. 5	@ Philadelphia	3-5	L	13-22-4	17,097	79 Apr. 3	VANCOUVER	0-6	L	24-40-15	11,524
40 Jan. 7	@ Washington	3-3	T	13-22-5	8,499	80 Apr. 4	@ Vancouver	4-7	L	24-41-15	16,023

KINGS 1982-83 SEASON IN REVIEW

Record: 27-41-12 (66 points)
Smythe Division Finish: 5th

General Manager: George Maguire
Head Coach: Don Perry
Captain: Dave Lewis

SCORING											
PLAYER	GP	G	A	PTS	PIM	PLAYER	GP	G	A	PTS	PIM
Marcel Dionne	80	56	51	107	22	Howard Scruton	4	0	4	4	9
Charlie Simmer	80	29	51	80	51	Brian MacLellan	8	0	3	3	7
Jim Fox	77	28	40	68	8	Phil Sykes	7	2	0	2	2
Larry Murphy	77	14	48	62	81	Dan Bonar	20	1	1	2	40
Dave Taylor	46	21	37	58	76	Scott Gruhl	7	0	2	2	4
Bernie Nicholls	71	28	22	50	124	Markus Mattsson	19	0	2	2	2
Terry Ruskowski	71	14	30	44	127	Victor Nechayev	3	1	0	1	0
Daryl Evans	80	18	22	40	21	Pierre Giroux	6	1	0	1	17
Mark Hardy	74	5	34	39	101	Jim Brown	3	0	1	1	5
John Paul Kelly	65	16	15	31	52	Doug Keans	6	0	1	1	0
Jerry Korab	72	3	26	29	90	Peter Helander	7	0	1	1	0
Mike Murphy	74	16	11	27	52	Mario Lessard	19	0	1	1	2
Steve Bozek	53	13	13	26	14	Gary Laskoski	46	0	1	1	6
Warren Holmes	39	8	16	24	7	AI Sims	1	0	0	0	0
Doug Smith	42	11	11	22	12	Blair Barnes	1	0	0	0	0
Ulf Isaksson	50	7	15	22	10	Bob Gladney	1	0	0	0	2
Dean Hopkins	49	5	12	17	43	Rick Blight	2	0	0	0	2
Jay Wells	69	3	12	15	167	Dean Turner	3	0	0	0	4
Dave Lewis	79	2	10	12	53	Dave Gans	3	0	0	0	0
Dean Kennedy	55	0	12	12	97	Mike Blake	9	0	0	0	2
Rick Chartraw	31	3	5	8	31	Team PIM					20
Dave Morrison	24	3	3	6	4	Team Totals	80	308	513	821	1,367
GOALTENDER						SO	EN	SA	S%	AVG	W-L-T
Mike Blake	9	431	30	0	1	210	.857	4.18	4-4-0		
Markus Mattsson	19	896	65	1	1	453	.857	4.35	5-5-4		
Gary Laskoski	46	2,277	173	0	3	1,209	.857	4.56	15-20-4		
Mario Lessard	19	886	68	1	0	432	.843	4.60	3-10-2		
Doug Keans	6	304	24	0	0	138	.826	4.73	0-2-2		
Empty Net Goals			5			5					
Team Totals	80	4,800	365	2	5	2,447	.851	4.56	27-41-12		

RESULTS

1 Oct. 6 VANCOUVER 3-3 T 0-0-1 9,440	41 Jan. 11 @ Washington 9-7 W 15-21-5 9,422
2 Oct. 9 CALGARY 3-1 W 1-0-1 10,394	42 Jan. 13 @ Detroit 4-4 T 15-21-6 10,495
3 Oct. 12 @ Winnipeg 5-3 W 2-0-1 10,491	43 Jan. 15 @ NY Islanders 2-5 L 15-22-6 15,230
4 Oct. 14 @ Quebec 4-4 T 2-0-2 14,011	44 Jan. 16 @ New Jersey 3-5 L 15-23-6 10,367
5 Oct. 16 @ NY Islanders 1-4 L 2-1-2 15,160	45 Jan. 18 EDMONTON 3-3 T 15-23-7 14,754
6 Oct. 17 @ NY Rangers 5-3 W 3-1-2 17,432	46 Jan. 20 HARTFORD 4-3 W 16-23-7 9,094
7 Oct. 20 NEW JERSEY 7-4 W 4-1-2 8,519	47 Jan. 23 @ Edmonton 6-8 L 16-24-7 17,498
8 Oct. 23 HARTFORD 3-5 L 4-2-2 11,622	48 Jan. 25 CALGARY 6-8 L 16-25-7 8,841
9 Oct. 24 BOSTON 5-4 W 5-2-2 11,534	49 Jan. 27 NY ISLANDERS 4-6 L 16-26-7 14,073
10 Oct. 27 @ Winnipeg 3-7 L 5-3-2 12,325	50 Jan. 29 @ St. Louis 2-4 L 16-27-7 14,275
11 Oct. 29 @ Edmonton 3-6 L 5-4-2 17,498	51 Feb. 1 NY RANGERS 5-5 T 16-27-8 11,072
12 Oct. 30 CHICAGO 5-5 T 5-4-3 11,007	52 Feb. 3 @ Edmonton 7-4 W 17-27-8 17,498
13 Nov. 3 TORONTO 6-2 W 6-4-3 10,041	53 Feb. 5 PHILADELPHIA 0-2 L 17-28-8 14,146
14 Nov. 6 PITTSBURGH 6-2 W 7-4-3 13,281	54 Feb. 10 BUFFALO 7-2 W 18-28-8 9,567
15 Nov. 9 @ Calgary 4-5 L 7-5-3 7,242	55 Feb. 12 @ Pittsburgh 4-6 L 18-29-8 7,622
16 Nov. 10 @ Vancouver 2-4 L 7-6-3 13,204	56 Feb. 13 @ Philadelphia 5-4 W 19-29-8 16,892
17 Nov. 13 MONTREAL 2-1 W 8-6-3 16,005	57 Feb. 15 @ Hartford 5-2 W 20-29-8 8,116
18 Nov. 16 MINNESOTA 3-8 L 8-7-3 10,328	58 Feb. 17 @ Detroit 5-5 T 20-29-9 10,147
19 Nov. 18 DETROIT 4-1 W 9-7-3 9,203	59 Feb. 19 WASHINGTON 3-3 T 20-29-10 14,087
20 Nov. 20 BUFFALO 2-5 L 9-8-3 12,991	60 Feb. 20 @ Vancouver 2-5 L 20-30-10 14,784
21 Nov. 24 NEW JERSEY 3-0 W 10-8-3 9,735	61 Feb. 22 BOSTON 5-3 W 21-30-10 13,082
22 Nov. 27 PHILADELPHIA 0-4 L 10-9-3 16,005	62 Feb. 24 VANCOUVER 8-0 W 22-30-10 11,323
23 Nov. 30 @ Vancouver 5-2 W 11-9-3 12,790	63 Feb. 26 TORONTO 6-2 W 23-30-10 14,722
24 Dec. 1 CALGARY 4-1 W 12-9-3 8,912	64 Mar. 1 @ St. Louis 2-7 L 23-31-10 9,537
25 Dec. 4 ST. LOUIS 6-3 W 13-9-3 8,743	65 Mar. 2 @ Chicago 3-5 L 23-32-10 16,837
26 Dec. 5 @ Edmonton 3-7 L 13-10-3 17,498	66 Mar. 5 @ Calgary 4-4 T 23-32-11 7,242
27 Dec. 7 @ Calgary 4-4 T 13-10-4 7,242	67 Mar. 6 @ Minnesota 3-8 L 23-33-11 14,352
28 Dec. 9 EDMONTON 3-3 T 13-10-5 13,865	68 Mar. 8 CALGARY 6-4 W 24-33-11 10,833
29 Dec. 11 @ Winnipeg 3-4 L 13-11-5 11,526	69 Mar. 13 WINNIPEG 5-6 L 24-34-11 12,502
30 Dec. 14 @ Washington 1-7 L 13-12-5 8,696	70 Mar. 15 WINNIPEG 4-3 W 25-34-11 10,271
31 Dec. 15 @ NY Rangers 1-7 L 13-13-5 17,432	71 Mar. 17 QUEBEC 4-3 W 26-34-11 11,770
32 Dec. 18 @ Boston 0-4 L 13-14-5 12,187	72 Mar. 19 PITTSBURGH 4-7 L 26-35-11 13,424
33 Dec. 19 @ Chicago 4-6 L 13-15-5 19,305	73 Mar. 22 @ Montreal 4-6 L 26-36-11 15,960
34 Dec. 21 WINNIPEG 4-4 L 13-16-5 10,164	74 Mar. 24 @ Quebec 3-9 L 26-37-11 15,142
35 Dec. 23 EDMONTON 2-6 L 13-17-5 12,713	75 Mar. 26 EDMONTON 3-7 L 26-38-11 16,005
36 Dec. 26 VANCOUVER 4-2 W 14-17-5 9,887	76 Mar. 27 @ Vancouver 4-8 L 26-39-11 16,413
37 Dec. 29 WINNIPEG 3-4 L 14-18-5 11,700	77 Mar. 29 @ Calgary 3-5 L 26-40-11 7,242
38 Jan. 6 @ Montreal 3-11 L 14-19-5 15,290	78 Mar. 30 @ Winnipeg 5-10 L 26-41-11 13,039
39 Jan. 8 @ Toronto 5-7 L 14-20-5 16,382	79 Apr. 2 MINNESOTA 8-5 W 27-41-11 9,390
40 Jan. 9 @ Buffalo 2-7 L 14-21-5 11,537	80 Apr. 3 VANCOUVER 2-2 T 27-41-12 9,605

KINGS 1983-84 SEASON IN REVIEW

Record: 23-44-13 (59 points)
Smythe Division Finish: 5th

General Manager: George Maguire/Rogie Vachon
Head Coach: Don Perry (14-27-9)/Rogie Vachon (1-0-1)/
 Roger Neilson (8-17-3)
Captain: Terry Ruskowski

ALL-TIME RECORDS

SCORING

PLAYER	GP	G	A	PTS	PIM	PLAYER	GP	G	A	PTS	PIM
Bernie Nicholls	78	41	54	95	83	Billy Harris	21	2	4	6	6
Charlie Simmer	79	44	48	92	78	Dean Kennedy	37	1	5	6	50
Marcel Dionne	66	39	53	92	28	Larry Murphy	6	0	3	3	0
Jim Fox	80	30	42	72	26	Fred Barrett	15	2	0	2	8
Dave Taylor	63	20	49	69	91	Marco Baron	21	0	2	2	10
Brian MacLellan	72	25	29	54	45	Bob LaForest	5	1	0	1	2
Mark Hardy	79	8	41	49	122	Daryl Evans	4	0	1	1	0
Doug Smith	72	16	20	36	28	Mike Heidt	6	0	1	1	7
Mike McEwen	47	10	24	34	14	Mike Blake	29	0	1	1	6
Anders Hakansson	80	15	17	32	41	Dan Brennan	2	0	0	0	0
Terry Ruskowski	77	7	25	32	89	Phil Sykes	3	0	0	0	2
Brian Engblom	74	2	27	29	59	Warren Holmes	3	0	0	0	0
Wes Jarvis	61	9	13	22	36	Billy O'Dwyer	5	0	0	0	0
John Paul Kelly	72	7	14	21	73	Dean Jenkins	5	0	0	0	2
Jay Wells	69	3	18	21	141	Mario Lessard	6	0	0	0	0
Russ Anderson	70	5	12	17	126	Gary Laskoski	13	0	0	0	0
Ken Houston	33	8	8	16	11	Markus Mattsson	19	0	0	0	0
Steve Christoff	58	8	7	15	13	Team PIM					8
Marc Chorney	71	3	9	12	58	Team Totals	80	309	530	839	1,265
Kevin LaVallee	19	3	3	6	2						

GOALTENDER	GP	MIN	GA	SO	EN	SA	S%	AVG	W-L-OT
Markus Mattsson	19	1,096	79	1	1	529	.851	4.32	7-8-2
Marco Baron	21	1,206	87	0	5	628	.861	4.33	3-14-4
Mike Blake	29	1,631	118	0	1	890	.867	4.34	9-11-5
Gary Laskoski	13	663	55	0	2	319	.828	4.98	4-7-1
Mario Lessard	6	265	26	0	2	158	.835	5.88	0-4-1
Empty Net Goals		0	11			11			
Team Totals	80	4,877	376	1	11	2,535	.852	4.63	23-44-13

RESULTS

1 Oct. 5	MINNESOTA	3-3	T	0-0-1	8,852	41 Jan. 4	VANCOUVER	3-3	T	13-21-7	8,961
2 Oct. 8	TORONTO	3-6	L	0-1-1	9,447	42 Jan. 7	CALGARY	7-1	W	14-21-7	11,637
3 Oct. 10 @	NY Rangers	1-2	L	0-2-1	17,264	43 Jan. 11	WASHINGTON	2-4	L	14-22-7	8,616
4 Oct. 11 @	NY Islanders	2-5	L	0-3-1	15,850	44 Jan. 13 @	Winnipeg	7-7	T	14-22-8	11,354
5 Oct. 13 @	St. Louis	4-7	L	0-4-1	8,387	45 Jan. 15 @	Winnipeg	4-4	T	14-22-9	11,559
6 Oct. 15	DETROIT	3-3	T	0-4-2	9,772	46 Jan. 16 @	Minnesota	3-9	L	14-23-9	15,449
7 Oct. 20	EDMONTON	7-2	W	1-4-2	9,413	47 Jan. 18	BUFFALO	0-4	L	14-24-9	9,306
8 Oct. 22	NEW JERSEY	3-3	W	2-4-2	9,543	48 Jan. 20 @	Edmonton	5-7	L	14-25-9	17,498
9 Oct. 25	HARTFORD	8-8	L	2-5-2	8,474	49 Jan. 21	EDMONTON	3-6	L	14-26-9	16,005
10 Oct. 28 @	Buffalo	3-3	T	2-5-3	11,480	50 Jan. 25	PHILADELPHIA	2-5	L	14-27-9	10,976
11 Oct. 29 @	Toronto	5-5	T	2-5-4	16,382	51 Jan. 27 @	Calgary	2-2	T	14-27-10	16,764
12 Nov. 1 @	Quebec	4-8	L	2-6-4	15,291	52 Jan. 28 @	Edmonton	4-2	W	15-27-10	17,498
13 Nov. 3 @	Philadelphia	6-5	W	3-6-4	16,137	53 Feb. 2	VANCOUVER	4-2	W	16-27-10	10,252
14 Nov. 5 @	Hartford	1-2	L	3-7-4	11,512	54 Feb. 5	NY Rangers	3-3	T	16-27-11	12,151
15 Nov. 6 @	Boston	3-7	L	3-8-5	13,085	55 Feb. 8	CHICAGO	1-0	W	17-27-11	9,462
16 Nov. 8	ST. LOUIS	5-5	T	3-8-5	7,876	56 Feb. 11	NY RANGERS	6-6	T	17-27-12	16,005
17 Nov. 10	ST. LOUIS	6-2	W	4-8-5	7,651	57 Feb. 13 @	Montreal	3-5	L	17-28-12	15,902
18 Nov. 12	MONTREAL	6-4	W	5-8-5	16,005	58 Feb. 14 @	New Jersey	4-4	L	17-29-12	7,776
19 Nov. 16	VANCOUVER	5-2	W	6-8-5	9,823	59 Feb. 16	WASHINGTON	2-6	L	17-30-12	9,065
20 Nov. 18 @	Vancouver	5-2	W	7-8-5	12,364	60 Feb. 18	MONTREAL	5-3	W	18-30-12	12,629
21 Nov. 20 @	Vancouver	3-8	L	7-9-5	12,222	61 Feb. 20 @	Minnesota	3-2	W	19-30-12	11,766
22 Nov. 21 @	Calgary	4-7	L	7-10-5	16,764	62 Feb. 22	BOSTON	3-6	L	19-31-12	12,969
23 Nov. 23	EDMONTON	3-7	L	7-11-5	14,578	63 Feb. 24 @	Vancouver	3-5	L	19-32-12	15,345
24 Nov. 26	CALGARY	1-4	L	7-12-5	11,832	64 Feb. 26	CALGARY	2-5	L	19-33-12	9,632
25 Nov. 29	WINNIPEG	5-6	L	7-13-5	7,699	65 Feb. 28 @	Calgary	1-9	L	19-34-12	16,764
26 Dec. 1	WINNIPEG	5-6 OT	L	7-14-5	7,646	66 Mar. 1 @	Boston	3-4 OT	L	19-35-12	13,356
27 Dec. 3 @	Edmonton	3-7	L	7-15-5	17,498	67 Mar. 3 @	Pittsburgh	3-4	L	19-36-12	7,076
28 Dec. 4 @	Winnipeg	5-7	L	7-16-5	9,989	68 Mar. 4 @	New Jersey	3-5	L	19-37-12	10,286
29 Dec. 7	NY ISLANDERS	4-4	T	7-16-6	10,992	69 Mar. 6	WINNIPEG	3-7	L	19-38-12	8,392
30 Dec. 10	QUEBEC	4-6	L	7-17-6	10,563	70 Mar. 8 @	Philadelphia	1-4	L	19-39-12	9,144
31 Dec. 13 @	Detroit	7-5	W	8-17-6	14,029	71 Mar. 9 @	Buffalo	3-7	L	19-40-12	16,433
32 Dec. 14 @	Chicago	6-5	W	9-17-6	15,711	72 Mar. 11	CHICAGO	4-3	W	20-40-12	10,159
33 Dec. 17 @	Pittsburgh	6-5	W	10-17-6	5,893	73 Mar. 14	PITTSBURGH	7-6	W	21-40-12	8,179
34 Dec. 18 @	Washington	0-5	L	10-18-6	9,438	74 Mar. 16 @	Winnipeg	4-5	L	21-41-12	11,975
35 Dec. 21	CALGARY	7-4	W	11-18-6	9,157	75 Mar. 17 @	Edmonton	1-9	L	21-42-12	17,498
36 Dec. 26 @	Vancouver	5-4 OT	W	12-18-6	14,702	76 Mar. 20	QUEBEC	1-3	L	21-43-12	8,635
37 Dec. 28	NY ISLANDERS	5-6 OT	L	12-19-6	16,005	77 Mar. 24	DETROIT	9-7	W	22-43-12	10,854
38 Dec. 30 @	Hartford	9-3	W	13-19-6	11,006	78 Mar. 27	WINNIPEG	3-3	T	22-43-13	7,367
39 Dec. 31 @	Toronto	3-5	L	13-20-6	16,382	79 Mar. 29 @	Calgary	6-3	W	23-43-13	16,764
40 Jan. 3	VANCOUVER	3-4	L	13-21-6	8,138	80 Mar. 31	EDMONTON	3-4	L	23-44-13	15,007

KINGS 1984-85 SEASON IN REVIEW

Record: 34-32-14 (82 points)
Smythe Division Finish: 4th

General Manager: Rogie Vachon
Head Coach: Pat Quinn
Captain: Terry Ruskowski

SCORING						SCORING						
PLAYER	GP	G	A	PTS	PIM	PLAYER	GP	G	A	PTS	PIM	
Marcel Dionne	80	46	80	126	46	Rick Lapointe	73	4	13	17	46	
Bernie Nicholls	80	46	54	100	76	Carl Mokosak	30	4	8	12	43	
Dave Taylor	79	41	51	92	132	Jay Wells	77	2	9	11	185	
Brian MacLellan	80	31	54	85	53	Dave Williams	12	4	3	7	43	
Jim Fox	79	30	53	83	10	Russ Anderson	14	1	1	2	20	
Mark Hardy	78	14	39	53	97	Bob Janecyk	52	0	2	2	29	
Terry Ruskowski	78	16	33	49	144	Ken Hammond	3	1	0	1	0	
Doug Smith	62	21	20	41	58	Charlie Simmer	5	1	0	1	4	
Steve Shutt	59	16	25	41	10	Daryl Evans	7	1	0	1	2	
Craig Redmond	79	6	33	39	57	Billy O'Dwyer	13	1	0	1	15	
Garry Galley	78	8	30	38	82	Brian Wilks	2	0	0	0	0	
Phil Sykes	79	17	15	32	38	Steve Seguin	5	0	0	0	9	
Anders Hakansson	73	12	12	24	28	Darren Eliot	32	0	0	0	0	
Brian Engblom	79	4	19	23	70	Team PIM						26
Bob Miller	63	4	16	20	35	Team Totals	80	339	580	919	1,413	
John Paul Kelly	73	8	10	18	55							

GOALTENDER						GOALTENDER					
PLAYER	GP	MIN	GA	SO	EN	SA	S%	AVG	W-L-OT		
Bob Janecyk	52	3,053	186	2	4	1,514	.877	3.66	23-21-8		
Darren Eliot	32	1,820	134	0	2	907	.852	4.42	11-11-6		
Empty Net Goals						6					
Team Totals	80	4,884	326	2	6	2,427	.866	4.00	34-32-14		

RESULTS

1 Oct. 11	EDMONTON	2-2	T	0-0-1	11,261	41 Jan. 9 @	Calgary	4-4	T	16-16-9	16,683	
2 Oct. 13	VANCOUVER	5-6	OT	L	0-1-1	9,155	42 Jan. 12	WINNIPEG	6-4	W	17-16-9	16,005
3 Oct. 14	ST. LOUIS	2-5	L	0-2-1	7,110	43 Jan. 13	WINNIPEG	5-6	L	17-17-9	10,066	
4 Oct. 16 @	Washington	3-5	L	0-3-1	8,160	44 Jan. 16	TORONTO	3-4	L	17-18-9	8,443	
5 Oct. 18 @	Montreal	3-3	T	0-3-2	14,797	45 Jan. 19	NY ISLANDERS	6-5	OT	W	18-18-9	16,005
6 Oct. 20 @	NY Islanders	3-8	L	0-4-2	15,828	46 Jan. 21 @	Edmonton	7-8	L	18-19-9	17,498	
7 Oct. 21 @	Chicago	2-5	L	0-5-2	17,225	47 Jan. 23	PHILADELPHIA	6-3	W	19-19-9	11,381	
8 Oct. 26 @	Edmonton	2-8	L	0-6-2	17,498	48 Jan. 25 @	St. Louis	3-6	L	19-20-9	12,358	
9 Oct. 27 @	Winnipeg	2-2	T	0-6-3	10,232	49 Jan. 26 @	St. Louis	7-3	W	20-20-9	14,203	
10 Oct. 29 @	Winnipeg	5-3	W	1-6-3	10,945	50 Jan. 29	NEW JERSEY	6-3	W	21-20-9	10,224	
11 Oct. 31 @	Vancouver	10-3	W	2-6-3	9,270	51 Jan. 31	HARTFORD	5-3	W	22-20-9	10,218	
12 Nov. 3	TORONTO	7-0	W	3-6-3	11,625	52 Feb. 2	MONTREAL	1-5	L	22-21-9	16,005	
13 Nov. 5	CHICAGO	2-3	L	3-7-3	9,464	53 Feb. 5	NY RANGERS	7-5	W	23-21-9	10,648	
14 Nov. 9	BUFFALO	3-2	W	4-7-3	10,056	54 Feb. 7 @	Philadelphia	4-4	T	23-21-10	16,721	
15 Nov. 11 @	NY Rangers	4-2	W	5-7-3	17,406	55 Feb. 8 @	Washington	1-6	L	23-22-10	17,823	
16 Nov. 13 @	Quebec	5-4	OT	W	6-7-3	14,280	56 Feb. 10 @	Pittsburgh	4-3	W	24-22-10	7,613
17 Nov. 14 @	Toronto	4-3	W	7-7-3	16,182	57 Feb. 14	BOSTON	3-3	T	24-22-11	13,122	
18 Nov. 17	PITTSBURGH	5-3	W	8-7-3	16,005	58 Feb. 16	WASHINGTON	5-2	W	25-22-11	14,109	
19 Nov. 19	CALGARY	5-4	W	9-7-3	9,112	59 Feb. 19 @	Quebec	6-7	L	25-23-11	15,326	
20 Nov. 21	NEW JERSEY	8-1	W	10-7-3	11,422	60 Feb. 21 @	New Jersey	5-3	W	26-23-11	10,864	
21 Nov. 24	WINNIPEG	5-9	L	10-8-3	16,005	61 Feb. 23 @	Hartford	2-1	OT	W	27-23-11	11,662
22 Nov. 27	WINNIPEG	3-5	L	10-9-3	8,990	62 Feb. 24 @	Buffalo	4-2	W	28-23-11	14,915	
23 Nov. 29	VANCOUVER	12-1	W	11-9-3	7,599	63 Feb. 27	QUEBEC	2-5	L	28-24-11	11,719	
24 Dec. 1	VANCOUVER	6-3	W	12-9-3	13,738	64 Mar. 1 @	Edmonton	5-4	W	29-24-11	17,498	
25 Dec. 4 @	Minnesota	2-2	T	12-9-4	12,963	65 Mar. 3 @	Calgary	0-7	L	29-25-11	16,683	
26 Dec. 5 @	Chicago	5-5	T	12-9-5	16,955	66 Mar. 5	PITTSBURGH	6-0	W	30-25-11	10,166	
27 Dec. 8 @	Montreal	7-9	L	12-10-5	16,941	67 Mar. 8 @	Vancouver	3-4	L	30-26-11	11,895	
28 Dec. 10 @	NY Rangers	2-4	L	12-11-5	17,246	68 Mar. 10	BUFFALO	4-4	T	30-26-12	12,310	
29 Dec. 13	DMONTON	7-2	W	13-11-5	15,125	69 Mar. 13	HARTFORD	3-3	T	30-26-13	10,938	
30 Dec. 15	CALGARY	6-5	W	14-11-5	12,488	70 Mar. 16	DETROIT	8-3	W	31-26-13	13,822	
31 Dec. 18 @	Calgary	6-3	W	15-11-5	16,683	71 Mar. 17	EDMONTON	5-4	W	32-26-13	16,005	
32 Dec. 19 @	Edmonton	3-7	L	15-12-5	17,498	72 Mar. 19 @	NY Islanders	2-3	L	32-27-13	15,727	
33 Dec. 22 @	Winnipeg	2-6	L	15-13-5	12,556	73 Mar. 20 @	Detroit	6-8	L	32-28-13	17,163	
34 Dec. 23 @	Winnipeg	4-4	T	15-13-6	14,751	74 Mar. 23	CALGARY	3-4	L	32-29-13	14,641	
35 Dec. 26 @	Vancouver	3-3	T	15-13-7	11,435	75 Mar. 27	CALGARY	2-4	L	32-30-13	10,482	
36 Dec. 27	BOSTON	6-6	T	15-13-8	16,005	76 Mar. 29 @	Calgary	0-3	L	32-31-13	16,683	
37 Dec. 30	PHILADELPHIA	2-3	L	15-14-8	16,005	77 Mar. 30	MINNESOTA	3-2	W	33-31-13	11,476	
38 Jan. 3	MINNESOTA	3-8	L	15-15-8	11,099	78 Apr. 2	EDMONTON	4-6	L	33-32-13	14,835	
39 Jan. 5 @	DETROIT	5-3	W	16-15-8	19,129	79 Apr. 5 @	Vancouver	4-3	W	34-32-13	13,241	
40 Jan. 7 @	Boston	4-5	OT	L	16-16-8	12,693	80 Apr. 6	VANCOUVER	4-4	T	34-32-14	11,140

KINGS 1985-86 SEASON IN REVIEW

Record: 23-49-8 (54 points)
Smythe Division Finish: 5th

General Manager: Rogie Vachon
Head Coach: Pat Quinn
Captain: Dave Taylor

ALL-TIME RECORDS

SCORING

PLAYER	GP	G	A	PTS	PIM	PLAYER	GP	G	A	PTS	PIM
Bernie Nicholls	80	36	61	97	78	Paul Guay	23	3	3	6	18
Marcel Dionne	80	36	58	94	42	Len Hachborn	24	4	1	5	2
Dave Taylor	76	33	38	71	110	Anders Hakansson	38	4	1	5	8
Dave Williams	72	20	29	49	320	Bob Mongrain	11	2	3	5	2
Phil Sykes	76	20	24	44	97	Sean McKenna	30	4	0	4	7
Bryan Erickson	55	20	23	43	36	Rick Lapointe	20	0	4	4	18
Jay Wells	79	11	31	42	226	Glen Currie	12	1	2	3	9
Jim Fox	39	14	17	31	2	Bob Janecyk	38	0	2	2	11
Joe Paterson	47	9	18	27	153	Craig Duncanson	2	0	1	1	0
Mark Hardy	55	6	21	27	71	Ken Hammond	3	0	1	1	2
Grant Ledyard	52	7	18	25	78	Dan Brennan	6	0	1	1	9
Craig Redmond	73	6	18	24	57	Larry Playfair	14	0	1	1	28
Garry Galley	49	9	13	22	46	Lyle Phair	15	0	1	1	2
Morris Lukowich	55	11	9	20	51	Roland Melanson	22	0	1	1	8
Doug Smith	48	8	9	17	56	Darren Eliot	27	0	1	1	4
Brian Engblom	49	3	13	16	61	Al Tuer	45	0	1	1	150
John Paul Kelly	61	6	9	15	50	Glenn Healy	1	0	0	0	0
Brian MacLellan	27	5	8	13	19	Dave Gans	3	0	0	0	2
Brian Wilks	43	4	8	12	25	Team PIM					16
Dean Kennedy	78	2	10	12	132	Team Totals	80	284	459	743	2,006

GOALTENDER

	GP	MIN	GA	SO	EN	SA	S%	AVG	W-L-OT
Roland Melanson	22	1,236	87	0	8	646	.865	4.22	4-16-1
Bob Janecyk	38	2,072	162	0	2	1,118	.855	4.69	14-16-4
Darren Eliot	27	1,475	121	0	3	798	.848	4.92	5-17-3
Glenn Healy	1	51	6	0	0	35	.829	7.12	0-0-0
Empty Net Goals			13			13			
Team Totals	80	4,861	389	0	13	2,610	.851	4.80	23-49-8

RESULTS

1 Oct. 10	VANCOUVER	5-6	L	0-1-0	8,813	41 Jan. 11 @	St. Louis	4-4	T	13-23-5	12,548
2 Oct. 12	NY ISLANDERS	4-5 OT	L	0-2-0	12,039	42 Jan. 15	NY RANGERS	3-4	L	13-24-5	11,577
3 Oct. 13	CALGARY	2-9	L	0-3-0	7,279	43 Jan. 17 @	Vancouver	9-7	W	14-24-5	9,444
4 Oct. 16	NY RANGERS	4-3	W	1-3-0	7,584	44 Jan. 18	VANCOUVER	4-4	T	14-24-6	12,027
5 Oct. 18 @	Vancouver	4-5	L	1-4-0	9,777	45 Jan. 21	ST. LOUIS	6-3	W	15-24-6	7,907
6 Oct. 20	EDMONTON	5-8	L	1-5-0	10,530	46 Jan. 23	ST. LOUIS	3-4	L	15-25-6	9,943
7 Oct. 22	BOSTON	2-5	L	1-6-0	8,591	47 Jan. 25 @	Edmonton	2-5	L	15-26-6	17,368
8 Oct. 25 @	NY Rangers	0-5	L	1-7-0	17,412	48 Jan. 27 @	Calgary	3-6	L	15-27-6	16,762
9 Oct. 26 @	New Jersey	2-5	L	1-8-0	8,971	49 Jan. 29	MINNESOTA	4-3	W	16-27-6	9,155
10 Oct. 29 @	NY Islanders	3-2	W	2-8-0	14,885	50 Feb. 1 @	Winnipeg	9-6	W	17-27-6	12,877
11 Oct. 31 @	Boston	4-7	L	2-9-0	10,214	51 Feb. 2 @	Winnipeg	3-6	L	17-28-6	12,540
12 Nov. 2 @	Hartford	8-1	W	3-9-0	12,024	52 Feb. 6 @	Calgary	2-7	L	17-29-6	16,762
13 Nov. 3 @	Philadelphia	4-7	L	3-10-0	17,211	53 Feb. 8	NY ISLANDERS	3-4	L	17-30-6	16,005
14 Nov. 6	EDMONTON	4-4	T	3-10-1	10,677	54 Feb. 9	CALGARY	3-7	L	17-31-6	9,130
15 Nov. 9	MONTREAL	0-6	L	3-11-1	13,101	55 Feb. 12	QUEBEC	2-5	L	17-32-6	8,811
16 Nov. 13	DETROIT	2-7	L	3-12-1	8,473	56 Feb. 15	WASHINGTON	1-4	L	17-33-6	11,273
17 Nov. 16	PITTSBURGH	4-3 OT	W	4-12-1	10,141	57 Feb. 17 @	Montreal	3-2 OT	W	18-33-6	16,326
18 Nov. 19	NEW JERSEY	3-6	L	4-13-1	7,990	58 Feb. 18 @	Quebec	5-4	W	19-33-6	15,352
19 Nov. 21 @	Detroit	5-4 OT	W	5-13-1	16,287	59 Feb. 20 @	Philadelphia	3-5	L	19-34-6	17,211
20 Nov. 23 @	Minnesota	2-4	L	5-14-1	14,490	60 Feb. 22 @	New Jersey	5-2	W	20-34-6	11,058
21 Nov. 24 @	Chicago	4-4	T	5-14-2	17,517	61 Feb. 24 @	Pittsburgh	5-6 OT	L	20-35-6	11,446
22 Nov. 27	HARTFORD	0-9	L	5-15-2	8,888	62 Feb. 27	CHICAGO	3-6	L	20-36-6	11,840
23 Nov. 30	CHICAGO	4-4	T	5-15-3	12,136	63 Mar. 1	MONTREAL	4-6	L	20-37-6	12,109
24 Dec. 3	EDMONTON	4-8	L	5-16-3	10,398	64 Mar. 2	CALGARY	1-5	L	20-38-6	9,059
25 Dec. 5 @	Edmonton	6-6	T	5-16-4	17,048	65 Mar. 5 @	Edmonton	3-6	L	20-39-6	17,226
26 Dec. 7 @	Winnipeg	3-2	W	6-16-4	13,095	66 Mar. 6 @	Vancouver	5-5	T	20-39-7	8,702
27 Dec. 8 @	Winnipeg	4-1	W	7-16-4	11,435	67 Mar. 9	EDMONTON	3-7	L	20-40-7	16,005
28 Dec. 10 @	Calgary	5-6	L	7-17-4	16,762	68 Mar. 12	DETROIT	0-3	L	20-41-7	10,432
29 Dec. 12 @	Calgary	0-5	L	7-18-4	16,762	69 Mar. 15	BUFFALO	5-3	W	21-41-7	11,349
30 Dec. 14	WASHINGTON	4-5	L	7-19-4	10,029	70 Mar. 17 @	Toronto	6-7	L	21-42-7	15,350
31 Dec. 18	TORONTO	4-3	W	8-19-4	7,893	71 Mar. 18 @	Washington	5-2	W	22-42-7	14,634
32 Dec. 20 @	Edmonton	4-9	L	8-20-4	17,114	72 Mar. 20 @	Boston	3-6	L	22-43-7	10,957
33 Dec. 21	VANCOUVER	2-6	L	8-21-4	8,893	73 Mar. 22 @	Hartford	3-6	L	22-44-7	12,198
34 Dec. 28	WINNIPEG	5-4	W	9-21-4	9,969	74 Mar. 23 @	Buffalo	1-6	L	22-45-7	16,433
35 Dec. 30	WINNIPEG	4-2	W	10-21-4	8,577	75 Mar. 26	CALGARY	7-3	W	23-45-7	9,620
36 Jan. 2	PHILADELPHIA	4-7	L	10-22-4	12,013	76 Mar. 28 @	Vancouver	1-2 OT	L	23-46-7	13,063
37 Jan. 4 @	Toronto	6-4	W	11-22-4	15,729	77 Mar. 29	QUEBEC	3-5	L	23-47-7	10,984
38 Jan. 5 @	Buffalo	3-2	W	12-22-4	13,590	78 Mar. 31	WINNIPEG	2-5	L	23-48-7	9,170
39 Jan. 8 @	Pittsburgh	3-7	L	12-23-4	12,090	79 Apr. 2	WINNIPEG	4-4	T	23-48-8	8,843
40 Jan. 10 @	Minnesota	4-3	W	13-23-4	10,553	80 Apr. 5	VANCOUVER	3-5	L	23-49-8	9,987

KINGS 1986-87 SEASON IN REVIEW

Record: 31-41-8 (70 points)
Smythe Division Finish: 4th

General Manager: Rogie Vachon
Head Coach: Pat Quinn (18-20-4)/
 Mike Murphy (13-21-4)
Captain: Dave Taylor

SCORING

PLAYER	GP	G	A	PTS	PIM
Luc Robitaille	79	45	39	84	28
Bernie Nicholls	80	33	48	81	101
Jimmy Carson	80	37	42	79	22
Marcel Dionne	67	24	50	74	54
Dave Taylor	67	18	44	62	84
Jim Fox	76	19	42	61	48
Bryan Erickson	68	20	30	50	26
Steve Duchesne	75	13	25	38	74
Grant Ledyard	67	14	23	37	93
Jay Wells	77	7	29	36	155
Morris Lukowich	60	14	21	35	64
Dave Williams	76	16	18	34	358
Sean McKenna	69	14	19	33	10
Mark Hardy	73	3	27	30	120
Bob Bourne	78	13	9	22	35
Phil Sykes	58	6	15	21	133
Dean Kennedy	66	6	14	20	91
Garry Galley	30	5	11	16	57

PLAYER	GP	G	A	PTS	PIM
Larry Playfair	37	2	7	9	181
Craig Redmond	16	1	7	8	8
Paul Guay	35	2	5	7	16
Roland Melanson	46	0	6	6	22
Bob Carpenter	10	2	3	5	6
Dave Langevin	11	0	4	4	7
Joe Paterson	45	2	1	3	158
Tom Laidlaw	11	0	3	3	4
Lyle Phair	5	2	0	2	2
Ken Hammond	10	0	2	2	11
Peter Dineen	11	0	2	2	8
Al Jensen	5	0	1	1	0
Darren Eliot	24	0	1	1	18
Brian Wilks	1	0	0	0	0
Craig Duncanson	2	0	0	0	24
Bob Janecyk	7	0	0	0	2
Team PIM					18
Team Totals	80	318	548	866	2,038

GOALTENDER

PLAYER	GP	MIN	GA
Roland Melanson	46	2,727	168
Darren Eliot	24	1,397	103
Bob Janecyk	7	419	34
Al Jensen	5	299	27
Empty Net Goals			9
Team Totals	80	4,858	341

SO	EN	SA	S%	AVG	W-L-OT	
1	3	1,417	.881	3.70	18-21-6	
1	5	687	.850	4.43	8-13-2	
0	0	222	.847	4.87	4-3-0	
0	1	153	.824	5.42	1-4-0	
		9				
Team Totals	2	9	2,488	.863	4-21	31-41-8

RESULTS

1 Oct. 9	ST. LOUIS	3-4	L	0-1-0	8,403	41 Jan. 7 @	Edmonton	6-1	W	18-19-4	17,317
2 Oct. 11	NY ISLANDERS	5-4	W	1-1-0	9,780	42 Jan. 8 @	Calgary	4-5	L	18-20-4	16,798
3 Oct. 14 @	Pittsburgh	3-4 OT	L	1-2-0	9,130	43 Jan. 10	BUFFALO	5-8	L	18-21-4	12,441
4 Oct. 15 @	Detroit	4-3 OT	W	2-2-0	16,053	44 Jan. 14	VANCOUVER	4-0	W	19-21-4	9,010
5 Oct. 18	BOSTON	1-4	L	2-3-0	10,263	45 Jan. 16 @	St. Louis	5-3	W	20-21-4	12,270
6 Oct. 19	EDMONTON	7-6	W	3-3-0	8,795	46 Jan. 17 @	St. Louis	4-4	T	20-21-5	12,847
7 Oct. 22 @	NY Rangers	4-5 OT	L	3-4-0	14,587	47 Jan. 19	NY RANGERS	2-2	T	20-21-6	11,091
8 Oct. 23 @	New Jersey	3-5	L	3-5-0	5,313	48 Jan. 21	PITTSBURGH	10-5	W	21-21-6	8,902
9 Oct. 25 @	NY Islanders	3-4	L	3-6-0	13,941	49 Jan. 23	MINNESOTA	3-6	L	21-22-6	16,005
10 Oct. 27 @	Montreal	5-6	L	3-7-0	16,094	50 Jan. 28	NEW JERSEY	6-2	W	22-22-6	8,446
11 Oct. 28 @	Quebec	2-6	L	3-8-0	13,352	51 Jan. 31 @	Montreal	3-5	L	22-23-6	17,514
12 Nov. 2 @	Edmonton	5-5	T	3-8-1	16,846	52 Feb. 1 @	Quebec	2-3	L	22-24-6	15,283
13 Nov. 3 @	Calgary	2-4	L	3-9-1	16,798	53 Feb. 4 @	Toronto	4-5	L	22-25-6	16,382
14 Nov. 6	MONTREAL	4-6	L	3-10-1	9,561	54 Feb. 6 @	Winnipeg	1-6	L	22-26-6	13,168
15 Nov. 8	HARTFORD	4-3	W	4-10-1	11,976	55 Feb. 8 @	Winnipeg	1-3	L	22-27-6	14,574
16 Nov. 11	WINNIPEG	4-3	W	5-10-1	7,457	56 Feb. 14	HARTFORD	5-2	W	23-27-6	11,240
17 Nov. 13	WINNIPEG	5-6	L	5-11-1	7,153	57 Feb. 16	TORONTO	1-1	T	23-27-7	10,942
18 Nov. 15	CALGARY	4-1	W	6-11-1	11,860	58 Feb. 18	WASHINGTON	7-4	W	24-27-7	8,761
19 Nov. 18 @	Washington	6-5	W	7-11-1	9,127	59 Feb. 21	PHILADELPHIA	2-4	L	24-28-7	16,005
20 Nov. 19 @	Chicago	4-4	T	7-11-2	15,793	60 Feb. 24	WINNIPEG	8-3	W	25-28-7	7,836
21 Nov. 21 @	Winnipeg	4-1	W	8-11-2	14,988	61 Feb. 26	WINNIPEG	3-4	L	25-29-7	10,405
22 Nov. 23 @	Winnipeg	2-3	L	8-12-2	13,003	62 Feb. 28 @	Minnesota	3-6	L	25-30-7	13,055
23 Nov. 25 @	Vancouver	5-11	L	8-13-2	8,036	63 Mar. 1 @	Chicago	1-6	L	25-31-7	17,466
24 Nov. 26	VANCOUVER	3-5	L	8-14-2	8,797	64 Mar. 3	MINNESOTA	4-4	T	25-31-8	8,598
25 Nov. 29	NEW JERSEY	9-6	W	9-14-2	11,273	65 Mar. 5 @	Calgary	2-7	L	25-32-8	16,798
26 Dec. 2	DETROIT	5-4	W	10-14-2	7,257	66 Mar. 6 @	Edmonton	3-9	L	25-33-8	17,502
27 Dec. 4	TORONTO	4-3	W	11-14-2	7,963	67 Mar. 8	VANCOUVER	5-2	W	26-33-8	10,118
28 Dec. 6	CHICAGO	7-2	W	12-14-2	12,745	68 Mar. 11	BUFFALO	2-3	L	26-34-8	9,343
29 Dec. 9 @	NY Islanders	7-5	W	13-14-2	14,168	69 Mar. 14	QUEBEC	3-6	L	26-35-8	12,651
30 Dec. 10 @	NY Rangers	4-5	L	13-15-2	16,988	70 Mar. 17 @	Washington	5-4	W	27-35-8	12,210
31 Dec. 13	CALGARY	3-6	L	13-16-2	9,870	71 Mar. 19 @	Philadelphia	5-2	W	28-35-8	17,222
32 Dec. 14	EDMONTON	2-4	L	13-17-2	11,373	72 Mar. 21 @	Boston	6-8	L	28-36-8	11,167
33 Dec. 17	PITTSBURGH	3-0	W	14-17-2	9,020	73 Mar. 22 @	Hartford	3-6	L	28-37-8	15,126
34 Dec. 20 @	Edmonton	8-8	T	14-17-3	16,927	74 Mar. 25 @	Detroit	6-1	W	29-37-8	19,140
35 Dec. 22 @	Calgary	5-3	W	15-17-3	16,798	75 Mar. 26 @	Buffalo	5-3	W	30-37-8	14,353
36 Dec. 23 @	Vancouver	4-6	L	15-18-3	8,283	76 Mar. 28	CALGARY	3-4	L	30-38-8	13,379
37 Dec. 27	BOSTON	2-1 OT	W	16-18-3	13,648	77 Mar. 30	CALGARY	5-4	W	31-38-8	8,437
38 Dec. 30	PHILADELPHIA	4-1	W	17-18-3	14,794	78 Apr. 1	VANCOUVER	3-8	L	31-39-8	8,161
39 Jan. 2 @	Vancouver	3-3	T	17-18-4	10,144	79 Apr. 4	EDMONTON	3-7	L	31-40-8	16,005
40 Jan. 3	EDMONTON	1-8	L	17-19-4	16,005	80 Apr. 5 @	Vancouver	2-5	L	31-41-8	9,124

KINGS 1987-88 SEASON IN REVIEW

Record: 30-42-8 (68 points)
Smythe Division Finish: 4th

General Manager: Rogie Vachon
Head Coach: Mike Murphy (7-16-4)/Rogie Vachon (0-1-0)/
 Robbie Ftorek (23-25-4)
Captain: Dave Taylor

ALL-TIME RECORDS

SCORING											
PLAYER	GP	G	A	PTS	PIM	PLAYER	GP	G	A	PTS	PIM
Luc Robitaille	80	53	58	111	82	Grant Ledyard	23	1	7	8	52
Jimmy Carson	80	55	52	107	45	Tim Tookey	20	1	6	7	8
Bernie Nicholls	65	32	46	78	114	Larry Playfair	54	0	7	7	197
Dave Taylor	68	26	41	67	129	Sean McKenna	30	3	2	5	12
Steve Duchesne	71	16	39	55	109	Ken Baumgartner	30	2	3	5	189
Bob Carpenter	71	19	33	52	84	John English	3	1	3	4	4
Jim Fox	68	16	35	51	18	Joe Paterson	32	1	3	4	113
Paul Fenton	71	20	23	43	46	Glenn Healy	34	0	2	2	6
Mike Allison	37	16	12	28	57	Dan Gratton	7	1	0	1	5
Mark Hardy	61	6	22	28	99	Eric Germain	4	0	1	1	13
Jay Wells	58	2	23	25	159	Denis Larocque	8	0	1	1	18
Phil Sykes	40	9	12	21	82	Bob Kudelski	26	0	1	1	8
Bryan Erickson	42	6	15	21	20	Wayne McBean	27	0	1	1	26
Bob Bourne	72	7	11	18	28	Craig Redmond	2	0	0	0	0
Ken Hammond	46	7	9	16	69	Dave Williams	2	0	0	0	6
Tom Laidlaw	57	1	12	13	47	Bob Janecyk	5	0	0	0	2
Craig Laughlin	19	4	8	12	6	Petr Prajsler	7	0	0	0	2
Chris Kontos	6	2	10	12	2	Glen Currie	7	0	0	0	0
Dean Kennedy	58	1	11	12	158	Craig Duncanson	9	0	0	0	12
Lyle Phair	28	4	6	10	8	Roland Melanson	47	0	0	0	16
Raul Guay	33	4	4	8	40	Team PIM					
Ron Duguay	15	2	6	8	17	Team Totals	80	318	525	843	2,124
GOALTENDER	GP	MIN	GA	SO	EN	SA	S%	AVG	W-L-OT		
Glenn Healy	34	1,865	135	1	4	1,001	.865	4.34	12-18-1		
Roland Melanson	47	2,675	195	2	2	1,397	.860	4.37	17-20-7		
Bob Janecyk	5	303	23	0	0	165	.861	4.56	1-4-0		
Empty Net Goals				6							
Team Totals	80	4,849	359	3	6	2,569	.860	4.44	30-42-8		

RESULTS

1	Oct. 8	NY ISLANDERS	1-4	L	0-1-0	10,748	41	Jan. 4	@ New Jersey	6-3	W	13-24-4	8,386
2	Oct. 10	ST. LOUIS	4-2	W	1-1-0	9,619	42	Jan. 5	@ Pittsburgh	4-4	T	13-24-5	16,168
3	Oct. 11	EDMONTON	2-9	L	1-2-0	10,237	43	Jan. 8	@ Detroit	3-5	L	13-25-5	19,659
4	Oct. 15	BOSTON	2-3	L	1-3-0	8,964	44	Jan. 10	@ Chicago	2-5	L	13-26-5	14,508
5	Oct. 18	VANCOUVER	2-4	L	1-4-0	8,367	45	Jan. 11	@ Minnesota	5-4	W	14-26-5	10,123
6	Oct. 21	@ Edmonton	2-6	L	1-5-0	15,841	46	Jan. 13	WASHINGTON	3-8	L	14-27-5	11,576
7	Oct. 23	@ Winnipeg	3-4	L	1-6-0	11,480	47	Jan. 16	HARTFORD	3-4	L	14-28-5	13,638
8	Oct. 25	@ Winnipeg	2-1	W	2-6-0	10,469	48	Jan. 19	NY RANGERS	6-3	W	15-28-5	11,496
9	Oct. 27	@ Pittsburgh	4-4	T	2-6-1	9,130	49	Jan. 21	@ Calgary	5-4 OT	W	16-28-5	18,068
10	Oct. 28	@ NY Rangers	4-3	W	3-6-1	16,179	50	Jan. 22	@ Winnipeg	3-5	L	16-29-5	11,440
11	Oct. 30	@ Buffalo	1-5	L	3-7-1	11,489	51	Jan. 24	@ Winnipeg	2-1	W	17-29-5	11,944
12	Nov. 1	Philadelphia	1-4	L	3-8-1	17,314	52	Jan. 26	@ Quebec	3-5	L	17-30-5	13,982
13	Nov. 4	BUFFALO	4-5	L	3-9-1	8,587	53	Jan. 27	@ Toronto	2-5	L	17-31-5	15,664
14	Nov. 7	NY RANGERS	5-4	W	4-9-1	16,005	54	Jan. 30	MINNESOTA	5-0	W	18-31-5	13,906
15	Nov. 10	EDMONTON	4-4	T	4-9-2	11,393	55	Feb. 2	@ Vancouver	2-5	L	18-32-5	6,959
16	Nov. 13	@ Calgary	7-10	L	4-10-2	19,143	56	Feb. 3	VANCOUVER	7-2	W	19-32-5	9,856
17	Nov. 14	QUEBEC	8-7	W	5-10-2	12,105	57	Feb. 6	EDMONTON	7-2	W	20-32-5	16,005
18	Nov. 17	@ NY Islanders	3-4	L	5-11-2	13,001	58	Feb. 7	CALGARY	2-5	L	20-33-5	10,800
19	Nov. 19	@ Philadelphia	5-7	L	5-12-2	17,306	59	Feb. 11	QUEBEC	5-3	W	21-33-5	9,325
20	Nov. 21	@ Toronto	6-6	T	5-12-3	16,382	60	Feb. 13	PITTSBURGH	5-7	L	21-34-5	13,658
21	Nov. 22	@ Buffalo	8-5	W	6-12-3	11,126	61	Feb. 15	DETROIT	1-6	L	21-35-5	11,182
22	Nov. 25	CHICAGO	6-4	W	7-12-3	12,349	62	Feb. 17	@ Minnesota	5-4	W	22-35-5	10,279
23	Nov. 28	CALGARY	4-8	L	7-13-3	12,977	63	Feb. 18	@ St. Louis	4-7	L	22-36-5	11,820
24	Nov. 29	NEW JERSEY	2-2	T	7-13-4	7,692	64	Feb. 20	TORONTO	3-0	W	23-36-5	12,297
25	Dec. 1	WINNIPEG	6-7 OT	L	7-14-4	7,817	65	Feb. 24	WASHINGTON	4-3	W	24-36-5	9,620
26	Dec. 3	WINNIPEG	4-5 OT	L	7-15-4	9,117	66	Feb. 27	PHILADELPHIA	6-8	L	24-37-5	16,005
27	Dec. 5	@ Montreal	4-6	L	7-16-4	16,831	67	Feb. 28	@ Vancouver	2-0	W	25-37-5	8,195
28	Dec. 6	@ Washington	3-10	L	7-17-4	10,321	68	Mar. 1	@ Edmonton	3-5	L	25-38-5	16,615
29	Dec. 9	@ New Jersey	1-2	L	7-18-4	8,413	69	Mar. 5	MONTREAL	6-7 OT	L	25-39-5	16,005
30	Dec. 10	@ Boston	3-4	L	7-19-4	11,889	70	Mar. 9	@ Hartford	4-5	L	25-40-5	14,256
31	Dec. 12	@ Hartford	2-3	L	7-20-4	14,227	71	Mar. 10	@ Boston	3-3	T	25-40-6	13,609
32	Dec. 16	EDMONTON	7-5	W	8-20-4	11,208	72	Mar. 13	ST. LOUIS	7-6	W	26-40-6	10,253
33	Dec. 19	CALGARY	1-4	L	8-21-4	10,884	73	Mar. 16	VANCOUVER	3-3	T	26-40-7	11,378
34	Dec. 20	@ Calgary	6-3	W	9-21-4	18,553	74	Mar. 18	@ Vancouver	3-5	L	26-41-7	10,021
35	Dec. 22	@ Edmonton	2-5	L	9-22-4	16,717	75	Mar. 19	DETROIT	7-4	W	27-41-7	16,005
36	Dec. 23	@ Vancouver	1-5	L	9-23-4	8,753	76	Mar. 23	NY ISLANDERS	2-6	L	27-42-7	11,297
37	Dec. 26	VANCOUVER	3-2	W	10-23-4	11,599	77	Mar. 26	CHICAGO	9-5	W	28-42-7	14,429
38	Dec. 28	WINNIPEG	2-5	L	10-24-4	9,917	78	Mar. 30	CALGARY	9-7	W	29-42-7	13,230
39	Dec. 30	WINNIPEG	6-4	W	11-24-4	9,919	79	Apr. 1	@ Calgary	6-3	W	30-42-7	19,626
40	Jan. 2	MONTREAL	5-2	W	12-24-4	15,482	80	Apr. 3	@ Edmonton	5-5	T	30-42-8	17,107

KINGS 1988-89 SEASON IN REVIEW

Record: 42-31-7 (91 points)
Smythe Division Finish: 2nd

General Manager: Rogie Vachon
Head Coach: Robbie Ftorek
Captain: Dave Taylor

SCORING

PLAYER	GP	G	A	PTS	PIM	PLAYER	GP	G	A	PTS	PIM
Wayne Gretzky	78	54	114	168	26	Ken Baumgartner	49	1	3	4	286
Bernie Nicholls	79	70	80	150	96	Chris Kontos	7	2	1	3	2
Luc Robitaille	78	46	52	98	65	Tim Tootkey	7	2	1	3	4
Steve Duchesne	79	25	50	75	92	Petr Prajsler	2	0	3	3	0
John Tonelli	77	31	33	64	110	Larry Playfair	6	0	3	3	16
Dave Taylor	70	26	37	63	80	Steve Richmond	9	0	2	2	26
Mike Krushelnyski	78	26	36	62	110	Kelly Hrudey	16	0	2	2	2
Mike Allison	55	14	22	36	122	Gordie Walker	11	1	0	1	2
Dale Degray	63	6	22	28	97	Hubie McDonough	4	0	1	1	0
Marty McSorley	66	10	17	27	350	Gilles Hamel	11	0	1	1	2
Bob Carpenter	39	11	15	26	16	Mark Fitzpatrick	17	0	1	1	2
Doug Crossman	74	10	15	25	53	Phil Sykes	23	0	1	1	8
Steve Kasper	29	9	15	24	14	Glenn Healy	48	0	1	1	28
Ron Duguay	70	7	17	24	48	Jim Hofford	1	0	0	0	2
Tim Watters	76	3	18	21	168	Bob Janecyk	1	0	0	0	0
Tom Laidlaw	70	3	17	20	63	Paul Guay	2	0	0	0	2
Igor Liba	27	5	13	18	21	Brian Wilks	2	0	0	0	2
Dean Kennedy	51	3	10	13	63	Bob Logan	4	0	0	0	0
Jay Miller	29	5	3	8	133	Roland Melanson	4	0	0	0	4
Jim Wiemer	9	2	3	5	20	Craig Duncanson	5	0	0	0	0
Paul Fenton	21	2	3	5	6	Dave Pasin	5	0	0	0	0
Wayne McBean	33	0	5	5	23	Team PIM					32
Bob Kudelski	14	1	3	4	17	Team Totals	80	376	623	999	2,215
Sylvain Couturier	16	1	3	4	2						

GOALTENDER

GOALTENDER	GP	MIN	GA	SO	EN	SA	S%	AVG	W-L-OT
Kelly Hrudey	16	974	47	1	1	490	.904	2.90	10-4-2
Mark Fitzpatrick	17	957	64	0	3	563	.886	4.01	6-7-3
Bob Janecyk	1	30	2	0	0	22	.909	4.01	0-0-0
Glenn Healy	48	2,699	192	0	7	1,502	.872	4.27	25-19-2
Roland Melanson	4	178	19	0	0	109	.826	6.42	1-1-0
Empty Net Goals			11			11			
Team Totals	80	4,854	335	1	11	2,697	.876	4.15	42-31-7

RESULTS

1 Oct. 6	DETROIT	8-2	W	1-0-0	16,005	41 Jan. 6 @	Winnipeg	4-4	T	24-15-2	15,556
2 Oct. 8	CALGARY	6-5 OT	W	2-0-0	13,474	42 Jan. 8 @	Winnipeg	4-4	T	24-15-3	15,094
3 Oct. 9	NY ISLANDERS	6-5 OT	W	3-0-0	11,592	43 Jan. 10	EDMONTON	5-4 OT	W	25-15-3	16,005
4 Oct. 12	BOSTON	6-2	W	4-0-0	11,863	44 Jan. 12	ST. LOUIS	7-4	W	26-15-3	14,866
5 Oct. 15	PHILADELPHIA	1-4	L	4-1-0	16,005	45 Jan. 14	HARTFORD	9-6	W	27-15-3	16,005
6 Oct. 17 @	Calgary	4-11	L	4-2-0	20,002	46 Jan. 17 @	St. Louis	2-5	L	27-16-3	17,408
7 Oct. 19 @	Edmonton	6-8	L	4-3-0	17,503	47 Jan. 19 @	NY Islanders	2-4	L	27-17-3	14,552
8 Oct. 22	MINNESOTA	8-2	W	5-3-0	13,397	48 Jan. 21 @	Hartford	4-5	L	27-18-3	15,223
9 Oct. 25	EDMONTON	4-5	L	5-4-0	16,005	49 Jan. 24 @	Washington	4-4	T	27-18-4	18,130
10 Oct. 28 @	Winnipeg	7-4	W	6-4-0	14,306	50 Jan. 26	VANCOUVER	2-6	L	27-19-4	16,005
11 Oct. 30 @	Winnipeg	4-8	L	6-5-0	15,535	51 Jan. 28	EDMONTON	6-7	L	27-20-4	16,005
12 Nov. 1 @	Quebec	3-1	W	7-5-0	15,399	52 Jan. 31	CALGARY	5-8	L	27-21-4	16,005
13 Nov. 2 @	Montreal	3-5	L	7-6-0	17,596	53 Feb. 2	NEW JERSEY	6-6	T	27-21-5	14,336
14 Nov. 5 @	Toronto	6-4	W	8-6-0	16,382	54 Feb. 4	BUFFALO	5-3	W	28-21-5	16,005
15 Nov. 6 @	Chicago	5-3	W	9-6-0	17,682	55 Feb. 9 @	Boston	1-4	L	28-22-5	14,448
16 Nov. 10	HARTFORD	7-2	W	10-6-0	12,496	56 Feb. 10 @	Washington	7-6 OT	W	29-22-5	18,130
17 Nov. 12	PITTSBURGH	7-2	W	11-6-0	16,005	57 Feb. 12 @	Chicago	6-7	L	30-22-5	18,239
18 Nov. 15	VANCOUVER	6-4	W	12-6-0	11,250	58 Feb. 15	Chicago	3-2	L	30-23-5	16,005
19 Nov. 17	NY RANGERS	5-6	L	12-7-0	16,005	59 Feb. 18	QUEBEC	11-3	W	31-23-5	16,005
20 Nov. 19	BUFFALO	5-4	W	13-7-0	15,581	60 Feb. 20	TORONTO	5-4	W	32-23-5	16,005
21 Nov. 22 @	Philadelphia	6-1	W	14-7-0	17,423	61 Feb. 22	WASHINGTON	2-7	L	32-24-5	15,003
22 Nov. 23 @	Detroit	8-3	W	15-7-0	19,875	62 Feb. 24 @	Edmonton	1-1	L	32-25-5	17,503
23 Nov. 26 @	Calgary	1-4	L	15-8-0	20,002	63 Feb. 26 @	New Jersey	1-1	T	32-25-6	19,404
24 Nov. 27 @	Vancouver	2-5	L	15-9-0	16,553	64 Feb. 27 @	NY Rangers	4-6	L	32-26-6	17,482
25 Nov. 29	NEW JERSEY	9-3	W	16-9-0	11,505	65 Mar. 1 @	Buffalo	5-4	W	33-26-6	16,433
26 Dec. 1	TORONTO	9-3	W	17-9-0	11,924	66 Mar. 2 @	St. Louis	4-6	L	33-27-6	17,195
27 Dec. 3	CHICAGO	6-4	W	18-9-0	16,005	67 Mar. 4	PHILADELPHIA	6-2	W	34-27-6	16,005
28 Dec. 6	WINNIPEG	4-5 OT	L	18-10-0	13,319	68 Mar. 7	PITTSBURGH	3-2 OT	W	35-27-6	16,005
29 Dec. 8	WINNIPEG	5-5	T	18-10-1	12,111	69 Mar. 10 @	Vancouver	2-4	L	35-28-6	16,453
30 Dec. 10 @	NY Islanders	4-3	W	19-10-1	15,405	70 Mar. 12 @	Edmonton	6-3	W	36-28-6	17,503
31 Dec. 12 @	NY Rangers	5-2	W	20-10-1	17,388	71 Mar. 14 @	Quebec	4-0	W	37-28-6	15,399
32 Dec. 14 @	Pittsburgh	4-5	L	20-11-1	16,025	72 Mar. 15 @	Montreal	3-5	L	37-29-6	17,891
33 Dec. 16 @	Detroit	6-4	W	21-11-1	19,875	73 Mar. 18	CALGARY	3-9	L	37-30-6	16,005
34 Dec. 17 @	Minnesota	2-3	L	21-12-1	13,506	74 Mar. 21 @	Edmonton	4-3	W	38-30-6	17,503
35 Dec. 20	CALGARY	7-3	W	22-12-1	16,005	75 Mar. 23 @	Calgary	2-4	L	38-31-6	20,002
36 Dec. 21	MINNESOTA	8-6	W	23-12-1	13,125	76 Mar. 25	EDMONTON	4-2	W	39-31-6	16,005
37 Dec. 23 @	Vancouver	5-2	W	24-12-1	16,138	77 Mar. 28	WINNIPEG	3-3	T	39-31-7	15,038
38 Dec. 27	MONTREAL	2-3	L	24-13-1	16,005	78 Mar. 29	WINNIPEG	2-1 OT	W	40-31-7	16,005
39 Dec. 29	VANCOUVER	3-6	L	24-14-1	16,005	79 Apr. 1	VANCOUVER	6-4	W	41-31-7	16,005
40 Jan. 5 @	Calgary	6-8	L	24-15-1	20,002	80 Apr. 2 @	Vancouver	5-4	W	42-31-7	16,160

KINGS 1989-90 SEASON IN REVIEW

Record: 34-39-7 (75 points)
Smythe Division Finish: 4th

General Manager: Rogie Vachon
Head Coach: Tom Webster
Captain: Wayne Gretzky

ALL-TIME RECORDS

SCORING											
PLAYER	GP	G	A	PTS	PIM	PLAYER	GP	G	A	PTS	PIM
Wayne Gretzky	73	40	102	142	42	Petr Prajsler	34	3	7	10	47
Luc Robitaille	80	52	49	101	38	Tom Laidlaw	57	1	8	9	42
Bernie Nicholls	47	27	48	75	66	Barry Beck	52	1	7	8	53
John Tonelli	73	31	37	68	62	Hubie McDonough	22	3	4	7	10
Steve Duchesne	79	20	42	62	36	Craig Duncanson	10	3	2	5	9
Steve Kasper	77	17	28	45	27	Chris Kontos	6	2	2	4	4
Mike Krushelnyski	63	16	25	41	50	Mikael Lindholm	18	2	2	4	2
Dave Taylor	58	15	26	41	96	Bob Halkidis	20	0	4	4	56
Larry Robinson	64	7	32	39	34	Scott Bjugstad	11	1	2	3	2
Bob Kudelski	62	23	13	36	49	Jim Fox	11	1	1	2	0
Marty McSorley	75	15	21	36	322	Ken Baumgartner	12	1	0	1	28
Tomas Sandstrom	28	13	20	33	28	Gordie Walker	1	0	0	0	0
Todd Elik	48	10	23	33	41	Robb Stauber	2	0	0	0	0
Brian Benning	48	5	18	23	104	Rob Blake	4	0	0	0	4
Mikko Makela	45	7	14	21	16	Ron Scott	12	0	0	0	2
Keith Crowder	55	4	13	17	93	Mario Gosselin	26	0	0	0	0
Mike Allison	55	2	11	13	78	Kelly Hrudey	52	0	0	0	18
Jay Miller	68	10	2	12	224	Team PIM					24
Tony Granato	19	5	6	11	45	Team Totals	80	338	579	917	1,844
Tim Watters	62	1	10	11	92						

GOALTENDER	GP	MIN	GA	SO	EN	SA	S%	AVG	W-L-OT
Ron Scott	12	654	40	0	2	319	.875	3.67	5-6-0
Mario Gosselin	26	1,226	79	0	4	583	.864	3.87	7-11-1
Kelly Hrudey	52	2,860	194	2	7	1,525	.873	4.07	22-21-6
Robb Stauber	2	83	11	0	0	43	.744	7.94	0-1-0
Empty Net Goals		0	13			13			
Team Totals	80	4,846	337	2	13	2,483	.864	4.17	34-39-7

RESULTS

1 Oct. 5	TORONTO	4-2	W	1-0-0	15,598	41 Jan. 4 @	New Jersey	2-4	L	20-17-4	19,040
2 Oct. 7	EDMONTON	5-6	L	1-1-0	16,005	42 Jan. 6 @	Toronto	4-7	L	20-18-4	16,382
3 Oct. 8	DETROIT	5-0	W	2-1-0	14,258	43 Jan. 9	ST. LOUIS	3-4	L	20-19-4	15,071
4 Oct. 11	NY ISLANDERS	4-7	L	2-2-0	14,261	44 Jan. 11	EDMONTON	3-3	T	20-19-5	16,005
5 Oct. 13 @	Vancouver	6-5	W	3-2-0	16,123	45 Jan. 13	HARTFORD	3-6	L	20-20-5	16,005
6 Oct. 15 @	Edmonton	5-4 OT	W	4-2-0	17,503	46 Jan. 16	BUFFALO	2-4	L	20-21-5	16,005
7 Oct. 17	BOSTON	2-3	L	4-3-0	16,005	47 Jan. 18	DETROIT	9-4	W	21-21-5	16,005
8 Oct. 21 @	St. Louis	6-4	W	5-3-0	17,204	48 Jan. 23 @	Vancouver	3-3	T	21-21-6	16,123
9 Oct. 22 @	Chicago	4-7	L	5-4-0	17,863	49 Jan. 25 @	Edmonton	6-7	L	21-22-6	17,503
10 Oct. 25	CALGARY	0-5	L	5-5-0	16,005	50 Jan. 27	NY RANGERS	1-3	L	21-23-6	16,005
11 Oct. 27 @	Winnipeg	3-1	W	6-5-0	15,072	51 Jan. 30	NEW JERSEY	5-2	W	22-23-6	14,032
12 Oct. 29 @	Winnipeg	1-6	L	6-6-0	14,367	52 Feb. 1	CHICAGO	4-7	L	22-24-6	16,005
13 Oct. 31 @	Pittsburgh	8-4	W	7-6-0	16,015	53 Feb. 3	CALGARY	4-3	W	23-24-6	16,005
14 Nov. 2 @	Boston	4-5 OT	L	7-7-0	14,448	54 Feb. 6 @	Calgary	5-3	W	24-24-6	20,107
15 Nov. 4 @	Hartford	3-6	L	7-8-0	15,535	55 Feb. 8	WINNIPEG	1-5	L	24-25-6	15,323
16 Nov. 5 @	Buffalo	3-5	L	7-9-0	16,433	56 Feb. 10 @	Pittsburgh	6-7	L	24-26-6	16,236
17 Nov. 8	CALGARY	4-5	L	7-10-0	16,005	57 Feb. 12 @	Toronto	3-5	L	24-27-6	16,382
18 Nov. 11	MONTREAL	5-4	W	8-10-0	16,005	58 Feb. 14 @	Detroit	5-6	L	24-28-6	19,875
19 Nov. 14 @	Calgary	8-6	W	9-10-0	20,107	59 Feb. 15 @	Minnesota	3-6	L	24-29-6	15,196
20 Nov. 15 @	Edmonton	2-2	T	9-10-1	16,647	60 Feb. 17	QUEBEC	3-1	W	25-29-6	16,005
21 Nov. 18	WASHINGTON	5-3	W	10-10-1	16,005	61 Feb. 19	WASHINGTON	7-2	W	26-29-6	16,005
22 Nov. 22	CHICAGO	6-3	W	11-10-1	16,005	62 Feb. 21	MINNESOTA	4-2	W	27-29-6	16,005
23 Nov. 25	VANCOUVER	7-4	W	12-10-1	16,005	63 Feb. 24	VANCOUVER	4-6	L	27-30-6	16,005
24 Nov. 26 @	Vancouver	3-3	T	12-10-2	16,123	64 Feb. 28	EDMONTON	4-2	W	28-30-6	16,005
25 Nov. 30	EDMONTON	6-7	L	12-11-2	16,005	65 Mar. 2 @	Winnipeg	3-9	L	28-31-6	15,582
26 Dec. 2	NY RANGERS	6-0	W	13-11-2	16,005	66 Mar. 4 @	Winnipeg	2-5	L	28-32-6	15,567
27 Dec. 6	VANCOUVER	5-4 OT	W	14-11-2	14,153	67 Mar. 5 @	Calgary	0-5	L	28-33-6	20,107
28 Dec. 8 @	Edmonton	4-5 OT	L	14-12-2	17,503	68 Mar. 7	MONTREAL	2-5	L	28-34-6	16,005
29 Dec. 10 @	Quebec	8-4	W	15-12-2	15,399	69 Mar. 10	PITTSBURGH	8-2	W	29-34-6	16,005
30 Dec. 11 @	Montreal	2-2	T	15-12-3	17,899	70 Mar. 12 @	NY Rangers	6-2	W	30-34-6	16,651
31 Dec. 13 @	Hartford	5-2	W	16-12-3	13,932	71 Mar. 14 @	Buffalo	6-5 OT	W	31-34-6	16,433
32 Dec. 15 @	New Jersey	5-7	L	16-13-3	19,040	72 Mar. 17 @	Boston	5-4	W	32-34-6	14,448
33 Dec. 16 @	Philadelphia	2-5	L	16-14-3	17,423	73 Mar. 18 @	Philadelphia	4-7	L	32-35-6	17,423
34 Dec. 19	WINNIPEG	9-5	W	17-14-3	14,158	74 Mar. 20 @	Minnesota	2-5	L	32-36-6	14,032
35 Dec. 21	QUEBEC	6-1	W	18-14-3	15,265	75 Mar. 22	NY ISLANDERS	3-1	W	33-36-6	16,005
36 Dec. 23	VANCOUVER	4-1	W	19-14-3	16,005	76 Mar. 24	ST. LOUIS	9-3	W	34-36-6	16,005
37 Dec. 27	CALGARY	5-5	T	19-14-4	16,005	77 Mar. 27	WINNIPEG	4-4	T	34-36-7	16,005
38 Dec. 30	PHILADELPHIA	3-4	L	19-15-4	16,005	78 Mar. 29	WINNIPEG	0-1	L	34-37-7	16,005
39 Jan. 1 @	Washington	7-4	W	20-15-4	18,130	79 Mar. 31 @	Vancouver	3-6	L	34-38-7	16,123
40 Jan. 2 @	NY Islanders	3-5	L	20-16-4	14,704	80 Apr. 1 @	Calgary	4-8	L	34-39-7	20,107

KINGS 1990-91 SEASON IN REVIEW

Record: 46-24-10 (102 points)
Smythe Division Finish: 1st

General Manager: Rogie Vachon
Head Coach: Tom Webster
Captain: Wayne Gretzky

SCORING											
PLAYER	GP	G	A	PTS	PIM	PLAYER	GP	G	A	PTS	PIM
Wayne Gretzky	78	41	122	163	16	Mike Donnelly	53	7	5	12	41
Luc Robitaille	76	45	46	91	68	Rod Buskas	57	3	8	11	182
Tomas Sandstrom	68	45	44	89	106	Scott Bjugstad	31	2	4	6	12
Tony Granato	68	30	34	64	154	Mike Krushelnyski	15	1	5	6	10
Steve Duchesne	78	21	41	62	66	Frank Breault	17	1	4	5	6
Todd Elik	74	21	37	58	58	Bob Halkidis	34	1	3	4	133
Dave Taylor	73	23	30	53	148	Tim Watters	45	0	4	4	92
Rob Blake	75	12	34	46	125	Jim Thomson	8	1	0	1	19
Marty McSorley	61	7	32	39	221	Rene Chapdelaine	3	0	1	1	10
Bob Kudelski	72	23	13	36	46	Sylvain Couturier	3	0	1	1	0
Brian Benning	61	7	24	31	127	Rick Hayward	4	0	0	0	5
John Tonelli	71	14	16	30	49	Dennis Smith	4	0	0	0	4
Steve Kasper	67	9	19	28	33	Ilkka Sinisalo	7	0	0	0	2
Larry Robinson	62	1	22	23	16	Daniel Berthiaume	37	0	0	0	10
Brad Jones	53	9	11	20	57	Kelly Hrudey	47	0	0	0	14
Jay Miller	66	8	12	20	259	Team PIM					24
John McIntyre	56	8	5	13	115	Team Totals	80	340	577	917	2,228
GOALTENDER	GP	MIN	GA	SO	EN	SA	S%	AVG	W-L-OT		
Kelly Hrudey	47	2,730	132	3	4	1,321	.900	2.90	26-13-6		
Daniel Berthiaume	37	2,119	117	1	1	1,086	.892	3.31	20-11-4		
Empty Net Goals			5			5					
Team Totals	80	4,864	254	4	5	2,412	.895	3.13	46-24-10		

RESULTS

1 Oct. 4	NY ISLANDERS	4-1	W	1-0-0	16,005	41 Jan. 6 @	Chicago	3-1	W	22-14-5	18,472
2 Oct. 6	VANCOUVER	3-6	L	1-1-0	13,753	42 Jan. 8	HARTFORD	4-3 OT	W	23-14-5	16,005
3 Oct. 9 @	Vancouver	6-2	W	2-1-0	15,685	43 Jan. 10	BUFFALO	5-2	W	24-14-5	16,005
4 Oct. 11	EDMONTON	5-5	T	2-1-1	13,831	44 Jan. 12	VANCOUVER	6-2	W	25-14-5	16,005
5 Oct. 13	BOSTON	7-1	W	3-1-1	16,005	45 Jan. 14 @	New Jersey	6-1	W	26-14-5	15,803
6 Oct. 14	ST. LOUIS	4-1	W	4-1-1	13,777	46 Jan. 16 @	Hartford	3-4	L	26-15-5	14,893
7 Oct. 17	MINNESOTA	5-2	W	5-1-1	12,281	47 Jan. 17 @	Boston	3-5	L	26-16-5	14,448
8 Oct. 19	HARTFORD	5-2	W	6-1-1	14,499	48 Jan. 22 @	Edmonton	2-4	L	26-17-5	17,503
9 Oct. 23	CALGARY	6-4	W	7-1-1	16,005	49 Jan. 25 @	Vancouver	5-1	W	27-17-5	16,123
10 Oct. 26 @	Winnipeg	2-6	L	7-2-1	15,566	50 Jan. 26	VANCOUVER	5-4	W	28-17-5	16,005
11 Oct. 28 @	Winnipeg	6-2	W	8-2-1	14,087	51 Jan. 30	NEW JERSEY	2-4	L	28-18-5	16,005
12 Oct. 30 @	NY Islanders	4-1	W	9-2-1	12,760	52 Feb. 2	VANCOUVER	9-1	W	29-18-5	16,005
13 Oct. 31 @	NY Rangers	4-9	L	9-3-1	16,325	53 Feb. 4 @	Detroit	6-4	W	30-18-5	19,875
14 Nov. 2 @	Washington	3-4	L	9-4-1	18,130	54 Feb. 5 @	Philadelphia	3-2	W	31-18-5	17,382
15 Nov. 4 @	Chicago	2-0	W	10-4-1	18,472	55 Feb. 8 @	Buffalo	4-4	T	31-18-6	16,325
16 Nov. 8	DETROIT	5-1	W	11-4-1	16,005	56 Feb. 9 @	St. Louis	4-5	L	31-19-6	18,299
17 Nov. 10	EDMONTON	7-4	W	12-4-1	16,005	57 Feb. 12	CALGARY	4-4	T	31-19-7	16,005
18 Nov. 14	BUFFALO	4-2	W	13-4-1	16,005	58 Feb. 14 @	Edmonton	4-2	W	32-19-7	17,503
19 Nov. 17	PITTSBURGH	2-1 OT	W	14-4-1	16,005	59 Feb. 16	BOSTON	4-5 OT	L	32-20-7	16,005
20 Nov. 20	NEW JERSEY	5-4	W	15-4-1	16,005	60 Feb. 18	WASHINGTON	5-2	W	33-20-7	16,005
21 Nov. 22 @	Calgary	3-6	L	15-5-1	20,132	61 Feb. 20	QUEBEC	6-1	W	34-20-7	16,005
22 Nov. 24 @	Montreal	4-2	W	16-5-1	17,955	62 Feb. 22 @	Winnipeg	6-4	W	35-20-7	15,523
23 Nov. 25 @	Quebec	4-4	T	16-5-2	14,239	63 Feb. 24 @	Winnipeg	5-3	W	36-20-7	15,568
24 Nov. 27 @	Detroit	3-4	L	16-6-2	19,875	64 Feb. 26	PITTSBURGH	8-2	W	37-20-7	16,005
25 Nov. 29 @	St. Louis	4-4	T	16-6-3	17,982	65 Feb. 28	WINNIPEG	4-2	W	38-20-7	16,005
26 Dec. 1	TORONTO	3-4	L	16-7-3	16,005	66 Mar. 2	WINNIPEG	6-3	W	39-20-7	16,005
27 Dec. 5	WINNIPEG	3-3	T	16-7-4	14,646	67 Mar. 5 @	Washington	3-3	T	39-20-8	17,583
28 Dec. 8	WINNIPEG	4-4	T	16-7-5	16,005	68 Mar. 7 @	Pittsburgh	3-3	L	39-21-8	16,164
29 Dec. 11	NY RANGERS	4-6	L	16-8-5	16,005	69 Mar. 9 @	Quebec	2-0	W	40-21-8	15,399
30 Dec. 13	CALGARY	1-4	L	16-9-5	16,005	70 Mar. 10 @	Montreal	4-4	T	40-21-9	17,748
31 Dec. 15	EDMONTON	8-3	W	17-9-5	16,005	71 Mar. 12	PHILADELPHIA	6-0	W	41-21-9	16,005
32 Dec. 18 @	Edmonton	3-4	L	17-10-5	17,503	72 Mar. 14	CHICAGO	3-6	L	41-22-9	16,005
33 Dec. 20 @	Calgary	4-3 OT	W	18-10-5	20,132	73 Mar. 16 @	Calgary	4-3	W	42-22-9	20,138
34 Dec. 22 @	Vancouver	3-4	L	18-11-5	16,123	74 Mar. 17 @	Vancouver	4-5 OT	L	42-23-9	16,123
35 Dec. 27	PHILADELPHIA	5-7	L	18-12-5	16,005	75 Mar. 20	TORONTO	4-4	T	42-23-10	16,005
36 Dec. 29	MONTREAL	2-3	L	18-13-5	16,005	76 Mar. 23	CALGARY	8-4	W	43-23-10	16,005
37 Dec. 31 @	Minnesota	4-2	W	19-13-5	12,015	77 Mar. 24 @	Edmonton	4-3 OT	W	44-23-10	17,503
38 Jan. 2 @	NY Rangers	1-4	L	19-14-5	16,792	78 Mar. 26	EDMONTON	2-0	W	45-23-10	16,005
39 Jan. 3 @	NY Islanders	6-3	W	20-14-5	12,585	79 Mar. 28	MINNESOTA	6-5	W	46-23-10	16,005
40 Jan. 5 @	Toronto	4-2	W	21-14-5	16,382	80 Mar. 31 @	Calgary	3-5	L	46-24-10	20,132

KINGS 1991-92 SEASON IN REVIEW

Record: 35-31-14 (84 points)
Smythe Division Finish: 2nd

General Manager: Rogie Vachon
Head Coach: Tom Webster
Captain: Wayne Gretzky

ALL-TIME RECORDS

SCORING											
PLAYER	GP	G	A	PTS	PIM	PLAYER	GP	G	A	PTS	PIM
Wayne Gretzky	74	31	90	121	34	Scott Bjugstad	22	2	4	6	10
Luc Robitaille	80	44	63	107	95	Darryl Sydor	18	1	5	6	22
Tony Granato	80	39	29	68	187	Paul Coffey	10	1	4	5	25
Jari Kurri	73	23	37	60	24	Brent Thompson	27	0	5	5	89
Mike Donnelly	80	29	16	45	20	Sylvain Couturier	14	3	1	4	2
Bob Kudelski	80	22	21	43	42	Jim Thomson	45	1	2	3	162
Corey Millen	46	20	21	41	44	Jeff Chychrun	26	0	3	3	76
Tomas Sandstrom	49	17	22	39	70	Frank Breault	6	1	0	1	30
Brian Benning	53	2	30	32	99	Dave Goverde	2	0	1	1	0
Dave Taylor	77	10	19	29	63	Ilkka Sinisalo	3	0	1	1	2
Marty McSorley	71	7	22	29	268	Steve Weeks	7	0	1	1	0
John McIntyre	73	5	19	24	100	Rene Chapdelaine	16	0	1	1	10
Charlie Huddy	56	4	19	23	43	Kelly Hrudey	60	0	1	1	12
Rob Blake	57	7	13	20	102	Sean Whyte	3	0	0	0	0
Peter Ahola	71	7	12	19	101	Shawn McCosh	4	0	0	0	4
Larry Robinson	56	3	10	13	37	Rod Buskas	5	0	0	0	11
Jay Miller	67	4	7	11	249	Daniel Berthiaume	19	0	0	0	0
Randy Gilhen	33	3	6	9	14	Team PIM					10
Kyosti Karjalainen	28	1	8	9	12	Team Totals	80	287	500	787	2,161
Tim Watters	37	0	7	7	92						

GOALTENDER	GP	MIN	GA	SO	EN	SA	S%	AVG	W-L-OT
Kelly Hrudey	60	3,509	197	1	4	1,916	.897	3.37	26-17-13
Daniel Berthiaume	19	979	66	0	2	541	.878	4.04	7-10-1
Steve Weeks	7	252	17	0	1	136	.875	4.04	1-3-0
Dave Goverde	2	120	9	0	0	63	.857	4.50	1-1-0
Empty Net Goals			7			7			
Team Totals	80	4,874	296	1	7	2,663	.889	3.64	35-31-14

RESULTS

1 Oct. 4 @	Winnipeg	6-3	W	1-0-0	14,558	41 Jan. 9 @	Philadelphia	2-5	L	17-17-7	17,380
2 Oct. 6 @	Edmonton	2-2	T	1-0-1	16,962	42 Jan. 10 @	Washington	4-7	L	17-18-7	18,130
3 Oct. 8	EDMONTON	6-3	W	2-0-1	16,005	43 Jan. 12 @	New Jersey	2-5	L	17-19-7	13,489
4 Oct. 10	CALGARY	1-7	L	2-1-1	16,005	44 Jan. 14	SAN JOSE	3-3	T	17-19-8	16,005
5 Oct. 12	WINNIPEG	3-3	T	2-1-2	16,005	45 Jan. 16	WASHINGTON	2-2	T	17-19-9	16,005
6 Oct. 16	SAN JOSE	8-5	W	3-1-2	16,005	46 Jan. 22 @	Minnesota	3-3	T	17-19-10	15,841
7 Oct. 19	MINNESOTA	5-2	W	4-1-2	16,005	47 Jan. 23 @	St. Louis	6-5	W	18-19-10	17,808
8 Oct. 22 @	New Jersey	2-5	L	4-2-2	13,334	48 Jan. 25	CALGARY	4-3	W	19-19-10	16,005
9 Oct. 23 @	NY Rangers	2-7	L	4-3-2	16,910	49 Jan. 28	ST. LOUIS	3-3	T	19-19-11	16,005
10 Oct. 26 @	NY Islanders	4-2	W	5-3-2	10,255	50 Jan. 30	NY RANGERS	1-4	L	19-20-11	16,005
11 Oct. 28 @	Detroit	4-3	W	6-3-2	19,875	51 Feb. 1	CHICAGO	2-0	W	20-20-11	16,005
12 Oct. 30 @	Hartford	4-4	T	6-3-3	10,780	52 Feb. 4	NY ISLANDERS	1-2	L	20-21-11	16,005
13 Oct. 31 @	Boston	4-2	W	7-3-3	14,451	53 Feb. 6	HARTFORD	5-5	T	20-21-12	16,005
14 Nov. 2 @	Toronto	5-2	W	8-3-3	15,842	54 Feb. 8 @	Pittsburgh	4-3	W	21-21-12	16,164
15 Nov. 7	VANCOUVER	3-4	L	8-4-3	16,005	55 Feb. 9 @	Buffalo	5-4	W	22-21-12	16,325
16 Nov. 9	EDMONTON	4-4	T	8-4-4	16,005	56 Feb. 11 @	St. Louis	2-3	L	22-22-12	17,557
17 Nov. 11 @	Winnipeg	2-6	L	8-5-4	13,965	57 Feb. 13 @	Chicago	2-2	L	22-22-13	18,472
18 Nov. 12 @	Vancouver	2-8	L	8-6-4	16,123	58 Feb. 15	WASHINGTON	6-3	W	23-22-13	16,005
19 Nov. 14	BUFFALO	2-2	T	8-6-5	16,005	59 Feb. 17	BOSTON	6-3	W	24-22-13	16,005
20 Nov. 16	DETROIT	3-5	L	8-7-5	16,005	60 Feb. 19 @	Edmonton	3-4	L	24-23-13	17,503
21 Nov. 19 @	San Jose	3-2 OT	W	9-7-5	10,888	61 Feb. 21 @	Calgary	7-9	L	24-24-13	20,133
22 Nov. 21	NY RANGERS	6-1	W	10-7-5	16,005	62 Feb. 23 @	Winnipeg	4-2	W	25-24-13	15,223
23 Nov. 23	SAN JOSE	6-4	W	11-7-5	16,005	63 Feb. 25 @	Vancouver	4-3	W	26-24-13	16,123
24 Nov. 26	TORONTO	4-4	T	11-7-6	16,005	64 Feb. 27	QUEBEC	4-2	W	27-24-13	16,005
25 Nov. 28 @	Calgary	3-5	L	11-8-6	20,133	65 Feb. 29	MONTREAL	5-3	W	28-24-13	16,005
26 Nov. 30	NEW JERSEY	1-4	L	11-9-6	16,005	66 Mar. 3	PHILADELPHIA	4-1	W	29-24-13	16,005
27 Dec. 3 @	San Jose	2-3 OT	L	11-10-6	10,888	67 Mar. 4 @	San Jose	4-3	W	30-24-13	10,888
28 Dec. 5 @	Chicago	2-6	L	11-11-6	18,142	68 Mar. 7	PITTSBURGH	5-3	W	31-24-13	16,005
29 Dec. 7 @	Quebec	5-7	L	11-12-6	15,106	69 Mar. 9	TORONTO	4-1	W	32-24-13	16,005
30 Dec. 12	WINNIPEG	2-1	W	12-12-6	16,005	70 Mar. 11 @	Hartford	0-4	L	32-25-13	11,554
31 Dec. 14	VANCOUVER	4-4	T	12-12-7	16,005	71 Mar. 14 @	Montreal	2-5	L	32-26-13	17,959
32 Dec. 17	MINNESOTA	1-2	L	12-13-7	16,005	72 Mar. 15 @	Boston	1-5	L	32-27-13	14,448
33 Dec. 21	DETROIT	1-5	L	12-14-7	16,005	73 Mar. 17	WINNIPEG	5-4	W	33-27-13	16,005
34 Dec. 26	SAN JOSE	5-3	W	13-14-7	16,005	74 Mar. 19	BUFFALO	2-8	L	33-28-13	16,005
35 Dec. 28 @	Edmonton	9-4	W	14-14-7	17,503	75 Mar. 21	CALGARY	5-2	W	34-28-13	16,005
36 Dec. 29 @	Calgary	2-6	L	14-15-7	20,133	76 Mar. 26 @	Calgary	2-7	L	34-29-13	20,133
37 Dec. 31	VANCOUVER	3-5	L	14-16-7	16,005	77 Mar. 27 @	Winnipeg	4-6	L	34-30-13	15,568
38 Jan. 2	EDMONTON	5-3	W	15-16-7	16,005	78 Mar. 29 @	Edmonton	2-2	T	34-30-14	17,503
39 Jan. 4	PHILADELPHIA	7-3	W	16-16-7	16,005	79 Apr. 12 @	Vancouver	6-1	W	35-30-14	16,123
40 Jan. 7 @	Pittsburgh	5-2	W	17-16-7	16,164	80 Apr. 14	VANCOUVER	2-3	L	35-31-14	16,005

KINGS 1992-93 SEASON IN REVIEW

Record: 39-35-10 (88 points)
Smythe Division Finish: 3rd

General Manager: Nick Beverley
Head Coach: Barry Melrose
Captain: Luc Robitaille/Wayne Gretzky

SCORING											
PLAYER	GP	G	A	PTS	PIM	PLAYER	GP	G	A	PTS	PIM
Luc Robitaille	84	63	62	125	100	Robert Lang	11	0	5	5	2
Jari Kurri	82	27	60	87	38	Brent Thompson	30	0	4	4	76
Tony Granato	81	37	45	82	171	Kelly Hrudey	50	0	4	4	10
Mike Donnelly	84	29	40	69	45	Guy Leveque	12	2	1	3	19
Wayne Gretzky	45	16	49	65	6	Mark Hardy	11	0	3	3	4
Rob Blake	76	16	43	59	152	Peter Ahola	8	1	1	2	6
Paul Coffey	50	8	49	57	50	Sean Whyte	18	0	2	2	12
Tomas Sandstrom	39	25	27	52	57	Tim Watters	22	0	2	2	18
Alexei Zhitnik	78	12	36	48	80	Robb Stauber	31	0	2	2	4
Carty McCorsley	81	15	26	41	399	Jeff Chychrun	17	0	1	1	23
Corey Millen	42	23	16	39	42	Marc Potvin	20	0	1	1	61
Darryl Sydor	80	6	23	29	63	Brandy Semchuk	1	0	0	0	2
Charlie Huddy	82	2	25	27	64	Dave Goverde	2	0	0	0	0
Lonnie Loach	50	10	13	23	27	Darryl Williams	2	0	0	0	10
Jimmy Carson	34	12	10	22	14	Frank Breault	4	0	0	0	6
Pat Conacher	81	9	8	17	20	Marc Fortier	6	0	0	0	5
Dave Taylor	48	6	9	15	49	Jim Thomson	9	0	0	0	56
Warren Rychel	70	6	7	13	314	Rick Knickle	10	0	0	0	2
Jim Hiller	40	6	6	12	90	Rene Chapdelaine	13	0	0	0	12
John McIntyre	49	2	5	7	80	Team PIM					34
Bob Kudelski	15	3	3	6	8	Team Totals	84	338	592	930	2,247
Gary Shuchuk	25	2	4	6	16						

GOALTENDER	GP	MIN	GA	SO	EN	SA	S%	AVG	W-L-OT
Robb Stauber	31	1,735	111	0	1	987	.887	3.84	15-8-4
Kelly Hrudey	50	2,718	175	2	4	1,552	.887	3.86	18-21-6
Rick Knickle	10	532	35	0	0	292	.880	3.95	6-4-0
Dave Goverde	2	98	13	0	1	51	.745	7.96	0-2-0
Empty Net Goals			6			6			
Team Totals	84	5,100	340	2	6	2,888	.882	4.00	39-35-10

RESULTS

1 Oct. 6 @ Calgary	5-4 OT	W	1-0-0	19,461	43 Jan. 12 @ Ottawa	3-2	W	22-16-5	10,500
2 Oct. 8 DETROIT	3-5	L	1-1-0	16,005	44 Jan. 14 @ New Jersey	1-7	L	22-17-5	13,586
3 Oct. 10 WINNIPEG	6-3	W	2-1-0	14,509	45 Jan. 16 WINNIPEG	2-5	L	22-18-5	16,005
4 Oct. 13 SAN JOSE	2-1	W	3-1-0	14,320	46 Jan. 19 @ Edmonton	4-5	W	23-18-5	16,686
5 Oct. 15 CALGARY	4-0	W	4-1-0	15,133	47 Jan. 21 VANCOUVER	4-4	L	23-19-5	16,005
6 Oct. 17 BOSTON	8-6	W	5-1-0	16,005	48 Jan. 23 NY RANGERS	3-8	L	23-20-5	16,005
7 Oct. 20 @ Calgary	2-6	L	5-2-0	19,169	49 Jan. 26 SAN JOSE	7-1	W	24-20-5	16,005
8 Oct. 23 @ Winnipeg	2-4	L	5-3-0	12,924	50 Jan. 28 CALGARY	1-2	L	24-21-5	16,005
9 Oct. 24 @ Minnesota	5-5	T	5-3-1	15,174	51 Jan. 30 CHICAGO	2-2	T	24-21-6	16,005
10 Oct. 27 @ NY Islanders	4-3	W	6-3-1	10,259	52 Feb. 2 @ Quebec	2-3	L	24-22-6	14,843
11 Oct. 29 @ Boston	3-8	L	6-4-1	14,448	53 Feb. 3 @ Montreal	2-7	L	24-23-6	17,164
12 Oct. 31 @ Hartford	7-1	W	7-4-1	9,244	54 Feb. 9 EDMONTON	3-6	L	24-24-6	16,005
13 Nov. 5 NEW JERSEY	5-2	W	8-4-1	14,592	55 Feb. 11 DETROIT	6-6	T	24-24-7	16,005
14 Nov. 7 BUFFALO	5-2	W	9-4-1	16,005	56 Feb. 13 WASHINGTON	3-10	L	24-25-7	16,005
15 Nov. 8 @ San Jose	11-4	W	10-4-1	11,089	57 Feb. 15 VANCOUVER	3-0	W	25-25-7	16,005
16 Nov. 10 @ Winnipeg	4-4	T	10-4-2	12,831	58 Feb. 16 @ Minnesota	10-5	W	26-25-7	14,911
17 Nov. 12 VANCOUVER	7-4	W	11-4-2	15,486	59 Feb. 18 @ Chicago	3-7	L	26-26-7	17,597
18 Nov. 14 EDMONTON	6-2	W	12-4-2	16,005	60 Feb. 20 @ Washington	2-7	L	26-27-7	17,812
19 Nov. 16 @ Vancouver	3-6	L	12-5-2	15,896	61 Feb. 22 @ Tampa Bay	5-2	W	27-27-7	10,425
20 Nov. 17 @ San Jose	0-6	L	12-6-2	11,089	62 Feb. 25 @ St. Louis	0-3	L	27-28-7	13,473
21 Nov. 19 CHICAGO	4-1	W	13-6-2	16,005	63 Feb. 27 TORONTO	2-4	L	27-29-7	16,005
22 Nov. 21 TORONTO	6-4	W	14-6-2	16,005	64 Mar. 2 CALGARY	6-2	W	28-29-7	16,005
23 Nov. 25 @ Edmonton	3-1	W	15-6-2	13,636	65 Mar. 4 OTTAWA	8-6	W	29-29-7	16,005
24 Nov. 27 @ Detroit	5-3	W	16-6-2	19,875	66 Mar. 6 EDMONTON	6-1	W	30-29-7	16,005
25 Nov. 28 @ Toronto	2-3	L	16-7-2	15,720	67 Mar. 9 @ NY Rangers	3-4	L	30-30-7	18,200
26 Dec. 1 @ Chicago*	6-3	W	17-7-2	16,292	68 Mar. 11 @ Pittsburgh	3-4 OT	L	30-31-7	16,164
27 Dec. 3 PITTSBURGH	5-3	W	18-7-2	16,005	69 Mar. 15 @ Buffalo	4-2	W	31-31-7	13,799
28 Dec. 5 HARTFORD	7-3	W	19-7-2	16,005	70 Mar. 16 WINNIPEG	8-4	W	32-31-7	16,005
29 Dec. 8 Montreal*	5-5	T	19-7-3	12,272	71 Mar. 18 NY ISLANDERS	7-4	W	33-31-7	16,005
30 Dec. 10 QUEBEC	4-5	L	19-8-3	15,221	72 Mar. 20 ST. LOUIS	3-2	L	34-31-7	16,005
31 Dec. 12 ST. LOUIS	6-3	W	20-8-3	16,005	73 Mar. 24 @ Vancouver	2-6	L	34-32-7	16,150
32 Dec. 15 TAMPA BAY	2-3	L	20-9-3	15,753	74 Mar. 26 @ Edmonton	4-1	W	35-32-7	17,503
33 Dec. 18 @ Edmonton	5-5	T	20-9-4	15,257	75 Mar. 28 @ Winnipeg	3-3	T	35-32-8	15,566
34 Dec. 19 @ Calgary	3-5	L	20-10-4	20,214	76 Mar. 29 @ Detroit	9-3	W	36-32-8	19,875
35 Dec. 22 VANCOUVER	2-6	L	20-11-4	16,005	77 Mar. 31 @ Toronto	5-5	T	36-32-9	15,720
36 Dec. 26 @ San Jose	2-7	L	20-12-4	11,089	78 Apr. 1 @ Philadelphia	3-1	W	37-32-9	17,380
37 Dec. 29 PHILADELPHIA	2-10	L	20-13-4	16,005	79 Apr. 3 MINNESOTA	0-3	L	37-33-9	16,005
38 Dec. 31 @ Vancouver	0-4	L	20-14-4	16,150	80 Apr. 6 CALGARY	3-3	T	37-33-10	16,005
39 Jan. 2 MONTREAL	5-5	T	20-14-5	16,005	81 Apr. 8 SAN JOSE	2-1	W	38-33-10	16,005
40 Jan. 6 TAMPA BAY	3-6	L	20-15-5	16,005	82 Apr. 10 @ San Jose	3-2 OT	W	39-33-10	11,089
41 Jan. 8 @ Winnipeg	3-6	L	20-16-5	14,036	83 Apr. 13 @ Vancouver	4-7	L	39-34-10	16,150
42 Jan. 10 @ Chicago	5-4	W	21-16-5	17,705	84 Apr. 15 VANCOUVER	6-8	L	39-35-10	16,005

KINGS 1993-94 SEASON IN REVIEW

Record: 27-45-12 (66 points)
Pacific Division Finish: 5th

General Manager: Nick Beverley
Head Coach: Barry Melrose
Captain: Wayne Gretzky

SCORING											
PLAYER	GP	G	A	PTS	PIM	PLAYER	GP	G	A	PTS	PIM
Wayne Gretzky	81	38	92	130	20	Gary Shuchuk	56	3	4	7	30
Luc Robitaille	83	44	42	86	86	Dominic Lavoie	8	3	3	6	2
Jari Kurri	81	31	46	77	48	Brian McReynolds	20	1	3	4	4
Rob Blake	84	20	48	68	137	Mark Hardy	16	0	3	3	27
Alexei Zhitnik	81	12	40	52	101	Dan Currie	5	1	1	2	0
Mike Donnelly	81	21	21	42	34	Jim Paek	18	1	1	2	10
Tomas Sandstrom	51	17	24	41	59	Phil Crowe	31	0	2	2	77
Darryl Sydor	84	8	27	35	94	Keith Redmond	12	1	0	1	20
John Druce	55	14	17	31	50	Brent Thompson	24	1	0	1	81
Pat Conacher	77	15	13	28	71	Bob Jay	3	0	1	1	0
Shawn McEachern	49	8	13	21	24	Guy Leveque	5	0	1	1	2
Tony Granato	50	7	14	21	150	Rob Murphy	8	0	1	1	22
Warren Rychel	80	10	9	19	322	Kelly Hrudey	64	0	1	1	6
Robert Lang	32	9	10	19	10	Dave Goverde	1	0	0	0	0
Charlie Huddy	79	5	13	18	71	Justin Hocking	1	0	0	0	0
Jimmy Carson	25	4	7	11	2	Marc Potvin	3	0	0	0	26
Kevin Todd	12	3	8	11	8	Rick Knickle	4	0	0	0	0
Marty McSorley	18	4	6	10	55	Dave Thominson	7	0	0	0	21
Tim Watters	60	1	9	10	67	Donald Dufresne	9	0	0	0	0
Dixon Ward	34	6	2	8	45	Robb Stauber	22	0	0	0	18
Doug Houda	54	2	6	8	165						
Dave Taylor	33	4	3	7	28						
						Team PIM					
							84	294	491	785	2,017
GOALTENDER	GP	MIN	GA	SO	EN	SA	%	AVG	W-L-OT		
Rick Knickle	4	174	9	0	2	71	.873	3.10	1-2-0		
Robb Stauber	22	1,144	65	1	2	706	.908	3.41	4-11-5		
Kelly Hrudey	64	3,713	228	1	9	2,219	.897	3.68	22-31-7		
Dave Goverde	1	60	7	0	0	37	.811	7.00	0-1-0		
Empty Net Goals			13								
Team Totals	84	5,124	322	2	13	3,046	.894	3.77	27-45-12		

RESULTS

1 Oct. 6	VANCOUVER	2-5	L	0-1-0	16,005	43 Jan. 15 @	New Jersey	5-3	W	18-21-4	19,040
2 Oct. 9	DETROIT	10-3	W	1-1-0	16,005	44 Jan. 16 @	Philadelphia	2-5	L	18-22-4	17,380
3 Oct. 10	SAN JOSE	5-2	W	2-1-0	13,018	45 Jan. 18 @	Dallas	3-5	L	18-23-4	16,914
4 Oct. 12	NY ISLANDERS	7-5	W	3-1-0	14,035	46 Jan. 24 @	Calgary*	3-3	T	18-23-5	14,684
5 Oct. 14	EDMONTON	4-4	T	3-1-1	14,813	47 Jan. 25	WINNIPEG	4-4	T	18-23-6	16,005
6 Oct. 16	CALGARY	8-4	W	4-1-1	16,005	48 Jan. 27	NY RANGERS	4-5 OT	L	18-24-6	16,005
7 Oct. 19 @	Florida	2-2	T	4-1-2	14,317	49 Jan. 29	ANAHEIM	5-1	W	19-24-6	16,005
8 Oct. 20 @	Tampa Bay	4-3	W	5-1-2	21,536	50 Jan. 31 @	Vancouver	1-3	L	19-25-6	16,040
9 Oct. 22 @	Washington	3-6	L	5-2-2	17,017	51 Feb. 2 @	Edmonton	4-6	L	19-26-6	14,238
10 Oct. 24 @	NY Rangers	2-3	L	5-3-2	18,200	52 Feb. 5	CALGARY	4-5 OT	L	19-27-6	16,005
11 Oct. 26 @	NY Islanders	0-7	L	5-4-2	11,417	53 Feb. 9	CHICAGO	4-2	W	20-27-6	16,005
12 Oct. 27 @	Detroit	3-8	L	5-5-2	19,875	54 Feb. 11 @	Anaheim	5-3	W	21-27-6	17,174
13 Oct. 29 @	Winnipeg	4-3 OT	W	6-5-2	13,944	55 Feb. 12	WASHINGTON	1-6	L	21-28-6	16,005
14 Nov. 3	NEW JERSEY	3-2	W	7-5-2	16,005	56 Feb. 14	BOSTON	2-3 OT	L	21-29-6	16,005
15 Nov. 6	PITTSBURGH	8-3	W	8-5-2	16,005	57 Feb. 18	PHILADELPHIA	3-4	L	21-30-6	16,005
16 Nov. 9 @	Calgary	2-3	L	8-6-2	19,169	58 Feb. 19 @	San Jose	3-4	L	21-31-6	17,190
17 Nov. 10 @	Vancouver	0-4	L	8-7-2	16,150	59 Feb. 21	TORONTO	4-6	L	21-32-6	16,005
18 Nov. 13	ST. LOUIS	6-3	W	9-7-2	16,005	60 Feb. 23	DALLAS	0-0	T	21-32-7	16,005
19 Nov. 18	TORONTO	2-3	L	9-8-2	16,005	61 Feb. 25 @	Edmonton	5-5	T	21-32-8	17,225
20 Nov. 20 @	St. Louis	1-4	L	9-9-2	18,068	62 Feb. 26 @	Calgary	2-4	L	21-33-8	20,230
21 Nov. 21 @	Dallas	4-7	L	9-10-2	16,914	63 Feb. 28	MONTREAL	3-3	T	21-33-9	16,005
22 Nov. 25 @	Quebec	6-8	L	9-11-2	14,897	64 Mar. 2 @	Hartford	4-1	W	22-33-9	10,607
23 Nov. 27 @	Montreal	0-4	L	9-12-2	17,959	65 Mar. 3 @	Boston	4-6	L	22-34-9	14,448
24 Nov. 30	WINNIPEG	6-8	L	9-13-2	16,005	66 Mar. 6 @	Chicago	3-3	T	22-34-10	18,472
25 Dec. 2	ANAHEIM	3-2	W	10-13-2	16,005	67 Mar. 9	CHICAGO	0-4	L	22-35-10	16,005
26 Dec. 4	TAMPA BAY	4-5	L	10-14-2	15,091	68 Mar. 12	BUFFALO	3-5	L	22-36-10	16,005
27 Dec. 8	FLORIDA	5-6	L	10-15-2	14,752	69 Mar. 15	OTTAWA	7-0	W	23-36-10	16,005
28 Dec. 11	ST. LOUIS	9-1	W	11-15-2	16,005	70 Mar. 16 @	Anaheim	2-5	L	23-37-10	17,174
29 Dec. 13 @	Ottawa	2-5	L	11-16-2	10,575	71 Mar. 19	SAN JOSE	2-1	W	24-37-10	16,005
30 Dec. 14 @	Pittsburgh	2-4	L	11-17-2	17,009	72 Mar. 20 @	San Jose	6-6	T	24-37-11	17,190
31 Dec. 17 @	Buffalo	0-2	L	11-18-2	16,284	73 Mar. 23	VANCOUVER	3-6	L	24-38-11	16,005
32 Dec. 18 @	Toronto	1-4	L	11-19-2	15,728	74 Mar. 25 @	Edmonton	4-3 OT	W	25-38-11	17,503
33 Dec. 20 @	Calgary	5-4 OT	W	12-19-2	20,230	75 Mar. 27 @	Vancouver	3-4	L	25-39-11	16,150
34 Dec. 23	DALLAS	1-2	L	12-20-2	16,005	76 Mar. 30	ANAHEIM	2-5	L	25-40-11	16,005
35 Dec. 26 @	Anaheim	3-2	W	13-20-2	17,174	77 Apr. 2	EDMONTON	3-5	L	25-41-11	14,108
36 Dec. 28	VANCOUVER	6-5	W	14-20-2	16,005	78 Apr. 3	EDMONTON#	6-1	W	26-41-11	10,363
37 Dec. 31 @	Detroit	4-4	T	14-20-3	19,875	79 Apr. 5	SAN JOSE	1-2	L	26-42-11	14,441
38 Jan. 1 @	Toronto	7-4	W	15-20-3	15,728	80 Apr. 7 @	St. Louis	2-6	L	26-43-11	17,816
39 Jan. 4	QUEBEC	5-1	W	16-20-3	16,005	81 Apr. 9 @	Winnipeg	3-4	L	26-44-11	15,567
40 Jan. 8	DETROIT	3-6	L	16-21-3	16,005	82 Apr. 10 @	Chicago	1-2	L	26-45-11	18,472
41 Jan. 11 @	San Jose	2-2	T	16-21-4	17,190	83 Apr. 13	CALGARY	6-4	W	27-45-11	14,444
42 Jan. 12	HARTFORD	6-4	W	17-21-4	16,005	84 Apr. 14	EDMONTON	2-2	T	27-45-12	16,005

KINGS 1994-95 SEASON IN REVIEW


Record: 16-23-9 (41 points)
Pacific Division Finish: 4th

General Manager: Sam McMaster
Head Coach: Barry Melrose (13-21-7)/
 Rogie Vachon (3-2-2)
Captain: Wayne Gretzky

SCORING											
PLAYER	GP	G	A	PTS	PIM	PLAYER	GP	G	A	PTS	PIM
Wayne Gretzky	48	11	37	48	6	Troy Crowder	29	1	2	3	99
Rick Tocchet	36	18	17	35	70	Mike Donnelly	9	1	1	2	4
Dan Quinn	44	14	17	31	32	Sean O'Donnell	15	0	2	2	49
Jari Kurri	38	10	19	29	24	Jeff Shevalier	1	1	0	1	0
Tony Granato	33	13	11	24	68	Philippe Boucher	6	1	0	1	4
Darryl Sydor	48	4	19	23	36	Matt Johnson	14	1	0	1	102
Marty McSorley	41	3	18	21	83	Arto Blomsten	4	0	1	1	0
John Druce	43	15	5	20	20	Charlie Huddy	9	0	1	1	6
Randy Burridge	38	4	15	19	8	Pauli Jaks	1	0	0	0	0
Michel Petit	40	5	12	17	84	Eric Lavigne	1	0	0	0	0
Eric Lacroix	45	9	7	16	54	Robb Stauber	1	0	0	0	0
Pat Conacher	48	7	9	16	12	Dave Thomlinson	1	0	0	0	0
Robert Lang	36	4	8	12	4	Tim Watters	1	0	0	0	0
Rob Blake	24	4	7	11	38	Rob Brown	2	0	0	0	0
Kevin Todd	33	3	8	11	12	Jamie Storr	5	0	0	0	0
Gary Shuchuk	22	3	6	9	6	Warren Rychel	7	0	0	0	19
Rob Cowie	32	2	7	9	20	Grant Fuhr	14	0	0	0	2
Chris Snell	32	2	7	9	22	Denis Tsygurov	21	0	0	0	11
Alexei Zhitnik	11	2	5	7	27	Kelly Hrudey	35	0	0	0	0
Yanic Perreault	26	2	5	7	20	Team PIM					
Kevin Brown	23	2	3	5	18	Team Totals	48	142	249	391	978
GOALTENDER	GP	MIN	GA	SO	EN	SA	S%	AVG	W-L-OT		
Pauli Jaks	1	40	2	0	0	25	.920	3.00	0-0-0		
Kelly Hrudey	35	1,894	99	0	3	1,099	.910	3.14	14-13-5		
Jamie Storr	5	263	17	0	1	152	.888	3.88	1-3-1		
Grant Fuhr	14	698	47	0	3	379	.876	4.04	1-7-3		
Robb Stauber	1	16	2	0	0	6	.667	7.50	0-0-0		
Empty Net Goals			7			7					
Team Totals	48	2,925	174	0	7	1,668	.896	3.57	16-23-9		

RESULTS

1 Jan. 20	TORONTO	3-3	T	0-0-1	16,005	25 Mar. 16	ST. LOUIS	2-2	T	8-12-5	15,432
2 Jan. 22	EDMONTON	3-4	L	0-1-1	13,160	26 Mar. 18	TORONTO	3-5	L	8-13-5	16,005
3 Jan. 24	DALLAS	2-4	L	0-2-1	12,358	27 Mar. 20	ST. LOUIS	5-3	W	9-13-5	14,393
4 Jan. 26 @	St. Louis	1-3	L	0-3-1	20,282	28 Mar. 21 @	Anaheim	3-3	T	9-13-6	17,174
5 Jan. 28	WINNIPEG	4-2	W	1-3-1	15,115	29 Mar. 25	SAN JOSE	1-3	L	9-14-6	16,005
6 Jan. 29	CHICAGO	3-6	L	1-4-1	13,241	30 Mar. 26 @	San Jose	7-3	W	10-14-6	17,190
7 Feb. 4	DETROIT	4-3	W	2-4-1	16,005	31 Mar. 28 @	Calgary	5-3	W	11-14-6	19,647
8 Feb. 5	ANAHEIM	2-3	L	2-5-1	16,005	32 Mar. 29 @	Vancouver	2-5	L	11-15-6	13,861
9 Feb. 7 @	St. Louis	5-5	T	2-5-2	18,420	33 Apr. 1	WINNIPEG	7-7	T	11-15-7	16,005
10 Feb. 11 @	Toronto	5-2	W	3-5-2	15,746	34 Apr. 3	EDMONTON	7-2	W	12-15-7	16,005
11 Feb. 12 @	Detroit	4-4	T	3-5-3	19,875	35 Apr. 6	DALLAS	3-2	W	13-15-7	15,125
12 Feb. 15 @	Dallas	3-1	W	4-5-3	16,924	36 Apr. 7 @	Calgary	4-7	L	13-16-7	20,230
13 Feb. 17	SAN JOSE	0-2	L	4-6-3	16,005	37 Apr. 9 @	Anaheim	1-5	L	13-17-7	17,174
14 Feb. 18	VANCOUVER	2-6	L	4-7-3	16,005	38 Apr. 12	CALGARY	1-4	L	13-18-7	16,005
15 Feb. 20	Vancouver	2-8	L	4-8-3	13,423	39 Apr. 16 @	San Jose	0-2	L	13-19-7	17,190
16 Feb. 23	CALGARY	3-3	T	4-8-4	15,206	40 Apr. 17 @	Calgary	2-5	L	13-20-7	20,010
17 Feb. 25 @	Edmonton	4-3	W	5-8-4	16,945	41 Apr. 19 @	Edmonton	0-2	L	13-21-7	15,403
18 Feb. 28	CHICAGO	4-8	L	5-9-4	15,824	42 Apr. 21	EDMONTON	3-3	T	13-21-8	15,624
19 Mar. 4	VANCOUVER	4-5	L	5-10-4	16,005	43 Apr. 23	ANAHEIM	2-2	T	13-21-9	16,005
20 Mar. 6 @	Dallas	2-8	L	5-11-4	16,415	44 Apr. 25	DETROIT	5-1	W	14-21-9	16,005
21 Mar. 9 @	Chicago	4-3	W	6-11-4	21,356	45 Apr. 28 @	San Jose	0-4	L	14-22-9	17,190
22 Mar. 11 @	Winnipeg	4-2	W	7-11-4	15,255	46 Apr. 30	ANAHEIM	2-1	W	15-22-9	16,005
23 Mar. 13 @	Toronto	4-1	W	8-11-4	15,746	47 May 2 @	Winnipeg	2-1	W	16-22-9	15,562
24 Mar. 14 @	Detroit	2-5	L	8-12-4	19,875	48 May 3 @	Chicago	1-5	L	16-23-9	20,874



KINGS 1995-96 SEASON IN REVIEW

Record: 24-40-18 (66 points)
Pacific Division Finish: 6th

General Manager: Sam McMaster
Head Coach: Larry Robinson
Captain: Wayne Gretzky

ALL-TIME RECORDS

SCORING											
PLAYER	GP	G	A	PTS	PIM	PLAYER	GP	G	A	PTS	PIM
Wayne Gretzky	62	15	66	81	32	Denis Tsygurov	18	1	5	6	22
Dimitri Khristich	76	27	37	64	44	Barry Potomski	33	3	2	5	104
Vitali Yachmenev	80	19	34	53	16	Steven Finn	50	3	2	5	102
Yanic Perreault	78	25	24	49	16	Ian Laperriere	10	2	3	5	15
Kevin Todd	74	16	27	43	38	Jan Vopat	11	1	4	5	4
Jari Kurri	57	17	23	40	37	Rob Blake	6	1	2	3	8
Rick Tocchet	44	13	23	36	117	Steve Larouche	7	1	2	3	4
Tony Granato	49	17	18	35	46	Shane Churla	11	1	2	3	37
Eric Lacroix	72	16	16	32	110	Jaroslav Modry	9	0	3	3	6
Marty McSorley	59	10	21	31	148	Patrice Tardif	15	1	1	2	37
Phillippe Boucher	53	7	16	23	31	Kevin Brown	7	1	0	1	4
Robert Lang	68	6	16	22	10	Troy Crowder	15	1	0	1	42
John Druce	64	9	12	21	14	Doug Zmolek	16	1	0	1	22
John Slaney	31	6	11	17	10	Arto Blomsten	2	0	1	1	0
Gary Shuchuk	33	4	10	14	12	Michel Petit	9	0	1	1	27
Kevin Stevens	20	3	10	13	22	Mattias Norstrom	11	0	1	1	18
Darryl Sydor	58	1	11	12	34	Matt Johnson	1	0	0	0	5
Vladimir Tsyplakov	23	5	5	10	4	Ruslan Batyrshin	2	0	0	0	6
Rob Cowie	46	5	5	10	32	Dan Bylsma	4	0	0	0	0
Craig Johnson	11	5	4	9	6	Jamie Storr	5	0	0	0	0
Pat Conacher	35	5	2	7	18	Kelly Hrudey	36	0	0	0	4
Sean O'Donnell	71	2	5	7	127	Byron Dafeo	47	0	0	0	6
Aki Berg	51	0	7	7	29	Team PIM					18
Ray Ferraro	11	4	2	6	10	Team Totals	82	256	438	694	1,460
Nathan LaFayette	12	2	4	6	6						

GOALTENDER	GP	MIN	GA	SO	EN	SA	S%	AVG	W-L-OT
Jamie Storr	5	262	12	0	0	147	.918	2.75	3-1-0
Kelly Hrudey	36	2,077	113	0	2	1,214	.907	3.26	7-15-10
Byron Dafeo	47	2,666	172	1	3	1,539	.888	3.87	14-24-8
Empty Net Goals			5			5			
Team Totals	82	5,025	302	1	5	2,905	.896	3.61	24-40-18

RESULTS

1	Oct. 7	COLORADO	4-2	W	1-0-0	16,005	42	Jan. 8 @	Dallas	4-4	T	16-16-10	15,283
2	Oct. 10	CHICAGO	6-5 OT	W	2-0-0	12,202	43	Jan. 10 @	Toronto	4-5	L	16-17-10	15,746
3	Oct. 12	VANCOUVER	7-7	T	2-0-1	13,486	44	Jan. 12 @	Detroit	2-3	L	16-18-10	19,983
4	Oct. 15 @	Vancouver	3-3	T	2-0-2	19,024	45	Jan. 14 @	Chicago	2-5	L	16-19-10	21,850
5	Oct. 18	PHILADELPHIA	1-1	T	2-0-3	15,452	46	Jan. 16	CALGARY	5-5	T	16-19-11	12,235
6	Oct. 20 @	Washington	7-4	W	3-0-3	18,130	47	Jan. 22 @	NY Rangers	1-3	L	16-20-11	18,200
7	Oct. 21 @	Pittsburgh	3-2 OT	W	4-0-3	17,181	48	Jan. 23 @	New Jersey	1-3	L	16-21-11	19,040
8	Oct. 23 @	Montreal	3-6	L	4-1-3	16,811	49	Jan. 25 @	Hartford	2-8	L	16-22-11	13,757
9	Oct. 26 @	Ottawa	4-5	L	4-2-3	10,575	50	Jan. 27	ANAHEIM	5-4	W	17-22-11	15,629
10	Oct. 28 @	Toronto	2-2	T	4-2-4	15,746	51	Jan. 31	HARTFORD	4-6	L	17-23-11	11,775
11	Oct. 31	CALGARY	1-2	L	4-3-4	11,241	52	Feb. 1 @	San Jose	6-6	T	17-23-12	17,190
12	Nov. 2	NY RANGERS	5-3	W	5-3-4	14,358	53	Feb. 3 @	Calgary	1-2	L	17-24-12	18,923
13	Nov. 4	NEW JERSEY	2-4	L	5-4-4	15,540	54	Feb. 6	CHICAGO	2-5	L	17-25-12	13,832
14	Nov. 7 @	St. Louis	1-0	W	6-4-4	16,640	55	Feb. 8	TORONTO	4-3	W	18-25-12	12,159
15	Nov. 8 @	Dallas	3-3	T	6-4-5	16,713	56	Feb. 10	SAN JOSE	1-6	L	18-26-12	12,735
16	Nov. 11	PITTSBURGH	3-2	W	7-4-5	16,005	57	Feb. 13 @	Detroit	4-9	L	18-27-12	19,983
17	Nov. 13 @	Anaheim	4-2	W	8-4-5	17,174	58	Feb. 14 @	Buffalo	2-2	T	18-27-13	13,526
18	Nov. 14	DETROIT	5-6	L	8-5-5	14,154	59	Feb. 17	ANAHEIM	1-2 OT	L	18-28-13	16,005
19	Nov. 16	NY ISLANDERS	9-2	W	9-5-5	13,427	60	Feb. 19	BOSTON	3-3	T	18-28-14	13,714
20	Nov. 18	FLORIDA	3-2	W	10-5-5	13,346	61	Feb. 21 @	Edmonton	2-7	L	18-29-14	13,537
21	Nov. 21 @	Philadelphia	2-5	L	10-6-5	17,380	62	Feb. 23 @	Colorado	2-6	L	18-30-14	16,061
22	Nov. 22 @	NY Islanders	2-5	L	10-7-5	11,532	63	Feb. 24 @	St. Louis	2-2	T	18-30-15	20,141
23	Nov. 24 @	Boston	1-2	L	10-8-5	17,565	64	Feb. 26 @	Winnipeg	3-4	L	18-31-15	13,107
24	Nov. 26 @	Florida	1-5	L	10-9-5	14,703	65	Feb. 28	TAMPA BAY	1-5	L	18-32-15	11,405
25	Nov. 27 @	Tampa Bay	0-2	L	10-10-5	16,415	66	Mar. 2	MONTREAL	5-4	W	19-32-15	14,377
26	Nov. 30	WASHINGTON	3-2	W	11-10-5	12,305	67	Mar. 6	EDMONTON	3-2	W	20-32-15	11,401
27	Dec. 2	DALLAS	2-2	T	11-10-6	13,864	68	Mar. 8 @	Chicago	4-2	W	21-32-15	22,005
28	Dec. 6	WINNIPEG	6-3	W	12-10-6	12,105	69	Mar. 10 @	Anaheim	2-3	L	21-33-15	17,174
29	Dec. 9	ST. LOUIS	1-2	L	12-11-6	14,202	70	Mar. 13	BUFFALO	2-6	L	21-34-15	11,235
30	Dec. 11 @	Calgary	2-6	L	12-12-6	17,349	71	Mar. 16	EDMONTON	2-5	L	21-35-15	12,758
31	Dec. 13	OTTAWA	6-2	W	13-12-6	11,221	72	Mar. 18	ST. LOUIS	1-3	L	21-36-15	16,005
32	Dec. 16	TORONTO	3-6	L	13-13-6	14,363	73	Mar. 20	COLORADO	2-5	L	21-37-15	11,801
33	Dec. 20	VANCOUVER	2-2	T	13-13-7	13,175	74	Mar. 23	DALLAS	4-4	T	21-37-16	12,645
34	Dec. 22 @	San Jose	3-4	L	13-14-7	17,190	75	Mar. 25 @	Vancouver	1-4	L	21-38-16	18,422
35	Dec. 23	COLORADO	2-2	T	13-14-8	14,673	76	Mar. 27 @	Edmonton	3-3	T	21-38-17	11,888
36	Dec. 27	ANAHEIM	7-1	W	14-14-8	16,005	77	Mar. 29 @	Calgary	4-3	W	22-38-17	18,280
37	Dec. 29 @	Edmonton	4-5 OT	L	14-15-8	16,437	78	Apr. 3	DETROIT	2-2	T	22-38-18	14,663
38	Dec. 31 @	Anaheim	2-2	T	14-15-9	17,174	79	Apr. 6	VANCOUVER	2-4	L	22-39-18	13,864
39	Jan. 3	WINNIPEG	4-5	L	14-16-9	12,675	80	Apr. 10	SAN JOSE	6-2	W	23-39-18	12,862
40	Jan. 5 @	San Jose	5-2	W	15-16-9	17,190	81	Apr. 12 @	Winnipeg	3-5	L	23-40-18	15,567
41	Jan. 6	SAN JOSE	7-5	W	16-16-9	14,701	82	Apr. 14 @	Colorado	5-4 OT	W	24-40-18	16,061

KINGS 1996-97 SEASON IN REVIEW

Record: 28-43-11 (67 points)
Pacific Division Finish: 6th

General Manager: Sam McMaster
Head Coach: Larry Robinson
Captain: Rob Blake

SCORING

PLAYER	GP	G	A	PTS	PIM
Dimitri Khristich	75	19	37	56	38
Ray Ferraro	81	25	21	46	112
Ed Olczyk	67	21	23	44	45
Vladimir Tsyplakov	67	16	23	39	12
Kevin Stevens	69	14	20	34	96
Vitali Yachmenev	65	10	22	32	10
Rob Blake	62	8	23	31	82
Kai Nurminen	67	16	11	27	22
Yanic Perreault	41	11	14	25	20
Philippe Boucher	60	7	18	25	25
Ian Laperriere	62	8	15	23	102
Mattias Norstrom	80	1	21	22	84
Sean O'Donnell	55	5	12	17	144
Brad Smyth	44	8	8	16	74
John Slaney	32	3	11	14	4
Jeff Shevalier	26	4	9	13	6
Roman Vopat	29	4	5	9	60
Jan Vopat	33	4	5	9	22
Dan Bylsma	79	3	6	9	32
Glen Murray	11	5	3	8	8
Aki Berg	41	2	6	8	24

PLAYER	GP	G	A	PTS	PIM
Craig Johnson	31	4	3	7	26
Brent Grieve	18	4	2	6	15
Jaroslav Modry	30	3	3	6	25
Barry Potomski	26	3	2	5	93
Steven Finn	54	2	3	5	84
Nathan LaFayette	15	1	3	4	8
Matt Johnson	52	1	3	4	194
Petr Klima	8	0	4	4	2
Neal Broten	19	0	4	4	0
Paul DiPietro	6	1	0	1	6
Doug Zmolek	57	1	0	1	116
J.C. Bergeron	1	0	0	0	0
Chris Marinucci	1	0	0	0	0
Jason Morgan	3	0	0	0	0
Jamie Storr	5	0	0	0	0
Steve McKenna	9	0	0	0	37
Byron Dafeo	40	0	0	0	0
Stephane Fiset	44	0	0	0	2
Team PIM					8
Team Totals	82	214	340	554	1,638

GOALTENDER

GOALTENDER	GP	MIN	GA	SO	EN	SA	S%	AVG	W-L-OT
Jamie Storr	5	265	11	0	1	147	.925	2.49	2-1-1
Byron Dafeo	40	2,162	112	0	4	1,178	.905	3.11	13-17-5
Stephane Fiset	44	2,482	132	4	4	1,410	.906	3.19	13-24-5
J.C. Bergeron	1	56	4	0	0	35	.886	4.30	0-1-0
Empty Net Goals			9			9			
Team Totals	82	4,985	268	4	9	2,779	.904	3.23	28-43-11

GOALTENDER	GP	MIN	GA	SO	EN	SA	S%	AVG	W-L-OT
Jamie Storr	5	265	11	0	1	147	.925	2.49	2-1-1
Byron Dafeo	40	2,162	112	0	4	1,178	.905	3.11	13-17-5
Stephane Fiset	44	2,482	132	4	4	1,410	.906	3.19	13-24-5
J.C. Bergeron	1	56	4	0	0	35	.886	4.30	0-1-0
Empty Net Goals			9			9			
Team Totals	82	4,985	268	4	9	2,779	.904	3.23	28-43-11

RESULTS

1 Oct. 4	NY ISLANDERS	1-0	W	1-0-0	15,757	42 Jan. 9	BUFFALO	6-3	W	15-23-4	11,293
2 Oct. 6	SAN JOSE	6-7	OT L	1-1-0	10,114	43 Jan. 11	ST. LOUIS	2-1	W	16-23-4	13,945
3 Oct. 9 @	Montreal	3-6	L	1-2-0	10,218	44 Jan. 14 @	Detroit	3-3	T	16-23-5	19,983
4 Oct. 10 @	Philadelphia	4-5	OT L	1-3-0	18,110	45 Jan. 15 @	Toronto	3-2	W	17-23-5	15,726
5 Oct. 12 @	Washington	4-3	W	2-3-0	12,297	46 Jan. 21	NEW JERSEY	1-4	L	17-24-5	11,511
6 Oct. 15	PHILADELPHIA	3-2	W	3-3-0	10,505	47 Jan. 22 @	San Jose	2-7	L	17-25-5	17,422
7 Oct. 17	BOSTON	4-2	W	4-4-0	9,806	48 Jan. 25	ANAHEIM	2-2	T	17-25-6	16,005
8 Oct. 20 @	Chicago	1-2	L	4-6-0	16,794	49 Jan. 27 @	Dallas	2-7	L	17-26-6	15,306
9 Oct. 21 @	Detroit	0-3	L	4-5-0	19,849	50 Jan. 29 @	Colorado	3-6	L	17-27-6	16,061
10 Oct. 24	EDMONTON	2-8	L	4-6-0	10,195	51 Jan. 30	HARTFORD	5-3	W	17-28-6	11,036
11 Oct. 26	CALGARY	0-0	T	4-6-1	12,787	52 Feb. 2	CHICAGO	3-3	L	18-28-6	14,135
12 Oct. 29 @	Toronto	5-2	W	5-6-1	15,489	53 Feb. 3 @	Calgary	2-3	W	19-28-6	16,328
13 Oct. 30 @	Ottawa	2-2	T	5-6-2	13,053	54 Feb. 5 @	San Jose	2-3	L	19-29-6	17,442
14 Nov. 2 @	Hartford	3-2	W	6-6-2	13,425	55 Feb. 9 @	Dallas	1-2	OT L	19-30-6	15,751
15 Nov. 4 @	Boston	4-4	T	6-6-3	13,291	56 Feb. 11 @	Colorado	1-3	L	19-31-6	16,061
16 Nov. 7	MONTREAL	4-1	W	7-6-3	10,273	57 Feb. 13	TORONTO	4-4	T	19-31-7	9,189
17 Nov. 8 @	Anaheim	4-7	L	7-7-3	17,174	58 Feb. 15	EDMONTON	2-2	T	19-31-8	12,027
18 Nov. 14	TORONTO	4-1	W	8-7-3	12,162	59 Feb. 17	DALLAS	1-2	L	19-32-8	11,854
19 Nov. 17 @	Chicago	4-2	W	9-7-3	18,584	60 Feb. 18 @	Phoenix	1-6	L	19-33-8	15,828
20 Nov. 19 @	Tampa Bay	0-3	L	9-8-3	16,456	61 Feb. 20	ANAHEIM	3-1	W	20-33-8	12,184
21 Nov. 20 @	Florida	1-4	L	9-9-3	14,703	62 Feb. 22	VANCOUVER	4-0	W	21-33-8	12,420
22 Nov. 23	DETROIT	0-6	L	9-10-3	16,005	63 Feb. 25	COLORADO	3-1	W	22-33-8	10,832
23 Nov. 27 @	Edmonton	5-1	W	10-10-3	14,039	64 Feb. 27	EDMONTON	6-3	W	23-33-8	12,115
24 Nov. 28 @	Calgary	0-2	L	10-11-3	15,367	65 Mar. 1 @	Vancouver	3-0	W	24-33-8	17,492
25 Nov. 30	CHICAGO	3-5	L	10-12-3	16,005	66 Mar. 4 @	Edmonton	1-4	L	24-34-8	14,671
26 Dec. 3 @	Phoenix	4-1	W	11-12-3	14,423	67 Mar. 6	NY RANGERS	2-6	L	24-35-8	16,005
27 Dec. 5	TAMPA BAY	1-2	L	11-13-3	11,610	68 Mar. 8	OTTAWA	3-1	W	25-35-8	12,086
28 Dec. 7	COLORADO	4-2	W	12-13-3	12,217	69 Mar. 10	DETROIT	3-3	T	25-35-9	10,663
29 Dec. 10	PITTSBURGH	3-5	L	12-14-3	11,558	70 Mar. 13	ST. LOUIS	2-4	L	25-36-9	9,597
30 Dec. 12	CALGARY	1-5	L	12-15-3	9,620	71 Mar. 15	CALGARY	2-5	L	25-37-9	15,135
31 Dec. 14	WASHINGTON	4-4	T	12-15-4	10,354	72 Mar. 19 @	Anaheim	2-6	L	25-38-9	17,174
32 Dec. 17 @	NY Islanders	3-4	L	12-16-4	9,824	73 Mar. 22	SAN JOSE	2-1	W	26-38-9	15,083
33 Dec. 18 @	NY Rangers	0-4	L	12-17-4	18,200	74 Mar. 24 @	Vancouver	2-2	T	26-38-9	15,076
34 Dec. 20 @	Buffalo	2-6	L	12-18-4	15,702	75 Mar. 27 @	St. Louis	1-2	L	26-39-9	16,453
35 Dec. 22 @	St. Louis	4-7	L	12-19-4	14,813	76 Mar. 29 @	Pittsburgh	1-4	L	26-40-9	17,135
36 Dec. 26	PHOENIX	5-2	W	13-19-4	12,560	77 Mar. 30 @	New Jersey	2-5	L	26-41-9	15,099
37 Dec. 28	COLORADO	2-5	L	13-20-4	13,388	78 Apr. 3	PHOENIX	4-5	L	26-42-9	13,111
38 Dec. 30 @	Edmonton	1-2	L	13-21-4	15,954	79 Apr. 5	DALLAS	3-3	T	26-42-11	11,509
39 Jan. 2 @	Vancouver	3-4	L	13-22-4	16,125	80 Apr. 9 @	Anaheim	1-4	L	26-43-11	17,174
40 Jan. 4	FLORIDA	0-5	L	13-23-4	12,227	81 Apr. 12	SAN JOSE	4-1	W	27-43-11	15,764
41 Jan. 7	VANCOUVER	6-2	W	14-23-4	9,548	82 Apr. 13 @	Colorado	4-2	W	28-43-11	16,061

KINGS 1997-98 SEASON IN REVIEW

Record: 38-33-11 (87 points)
Pacific Division Finish: 2nd

General Manager: Dave Taylor
Head Coach: Larry Robinson
Captain: Rob Blake

ALL-TIME RECORDS

SCORING						PLAYER						
PLAYER	GP	G	A	PTS	PIM	PLAYER	GP	G	A	PTS	PIM	
Jozef Stumpel	77	21	58	79	53	Steve McKenna	62	4	4	8	150	
Glen Murray	81	29	31	60	54	Doug Zmolek	46	0	8	8	111	
Vladimir Tsyplakov	73	18	34	52	18	Aki Berg	72	0	8	8	61	
Rob Blake	81	23	27	50	94	Donald MacLean	22	5	2	7	4	
Yanic Perreault	79	28	20	48	32	Matt Johnson	66	2	4	6	249	
Luc Robitaille	57	16	24	40	66	Jan Vopat	21	1	5	6	10	
Craig Johnson	74	17	21	38	42	Brad Smyth	9	1	3	4	4	
Garry Galley	74	9	28	37	63	Roman Vopat	25	0	3	3	55	
Sandy Moger	62	11	13	24	70	Jason Morgan	11	1	0	1	4	
Ian Laperriere	77	6	15	21	131	Vitali Yachmenev	4	0	1	1	4	
Russ Courtnall	58	12	6	18	27	Stephane Fiset	60	0	1	1	8	
Sean O'Donnell	80	2	15	17	179	Olli Jokinen	8	0	0	0	6	
Phillipe Boucher	45	6	10	16	49	Frederic Chabot	12	0	0	0	0	
Ray Ferraro	40	6	9	15	42	Jamie Storr	17	0	0	0	0	
Mattias Norstrom	73	1	12	13	90	Team PIM						22
Dan Bylsma	65	3	9	12	33	Team Totals	82	227	374	601	1,763	
Nathan LaFayette	34	5	3	8	32							

GOALTENDER	GP	MIN	GA	SO	EN	SA	S%	AVG	W-L-OT	
Jamie Storr	17	920	34	2	0	482	.929	2.22	9-5-1	
Stephane Fiset	60	3,497	158	2	4	1,728	.909	2.71	26-25-8	
Frederic Chabot	12	554	29	0	0	267	.891	3.14	3-3-2	
Empty Net Goals				4						
Team Totals	82	4,990	225	4	4	2,481	.909	2.71	38-33-11	

RESULTS

1	Oct. 1 @	Pittsburgh	3-3	T	0-0-1	14,879	42	Jan. 5 @	Vancouver	2-3	L	17-18-7	14,549
2	Oct. 2 @	Boston	5-6	L	0-1-1	12,946	43	Jan. 8	BUFFALO	2-2	T	17-18-8	10,364
3	Oct. 5 @	NY Rangers	2-2	T	0-1-2	18,200	44	Jan. 10	EDMONTON	3-4	L	17-19-8	16,005
4	Oct. 7 @	Carolina	3-3	T	0-1-3	6,083	45	Jan. 12	ANAHEIM	3-2 OT	W	18-19-8	16,005
5	Oct. 9 @	St. Louis	2-3 OT	L	0-2-3	12,563	46	Jan. 14 @	San Jose	4-2	W	19-19-8	17,066
6	Oct. 12	OTTAWA	7-4	W	1-2-3	16,005	47	Jan. 20	CALGARY	4-3	W	20-19-8	10,367
7	Oct. 15	BOSTON	3-5	L	1-3-3	10,268	48	Jan. 22	FLORIDA	3-1	W	21-19-8	12,920
8	Oct. 17	PHILADELPHIA	5-1	W	2-3-3	15,771	49	Jan. 24 @	Anaheim	3-3	T	21-19-9	17,174
9	Oct. 19	EDMONTON	2-3 OT	L	2-4-3	11,279	50	Jan. 29	CALGARY	5-3	W	22-19-9	9,586
10	Oct. 21	NY ISLANDERS	3-2	W	3-4-3	9,222	51	Jan. 31	CHICAGO	3-0	W	23-19-9	16,005
11	Oct. 23	DETROIT	1-4	L	3-5-3	12,120	52	Feb. 2 @	Edmonton	0-1	L	23-20-9	14,403
12	Oct. 26 @	Tampa Bay	3-1	W	4-5-3	13,044	53	Feb. 3 @	Calgary	6-3	W	24-20-9	15,815
13	Oct. 28 @	Florida	2-2	T	4-5-4	14,703	54	Feb. 5	NY RANGERS	3-1	W	25-20-9	16,005
14	Oct. 31 @	Detroit	5-1	W	5-5-4	19,983	55	Feb. 7 @	Anaheim	5-2	W	26-20-9	17,174
15	Nov. 1 @	NY Islanders	2-4	L	5-6-4	11,276	56	Feb. 25 @	Detroit	1-1	T	26-20-10	19,983
16	Nov. 4 @	New Jersey	3-0	W	6-6-4	16,512	57	Feb. 26 @	Chicago	7-4	W	27-20-10	18,226
17	Nov. 6	TAMPA BAY	5-2	W	7-6-4	10,761	58	Feb. 28	ST. LOUIS	2-5	L	27-21-10	16,005
18	Nov. 8	MONTREAL	1-4	L	7-7-4	16,005	59	Mar. 2	VANCOUVER	2-2	T	27-21-11	12,385
19	Nov. 11	VANCOUVER	8-2	W	8-7-4	9,541	60	Mar. 5	CAROLINA	1-2	L	27-22-11	10,541
20	Nov. 13	SAN JOSE	6-3	W	9-7-4	9,629	61	Mar. 7	DETROIT	2-1	W	28-22-11	15,718
21	Nov. 15	DALLAS	1-5	L	9-8-4	13,492	62	Mar. 9	ANAHEIM	4-3 OT	W	29-22-11	12,671
22	Nov. 20	CHICAGO	4-3	W	10-8-4	10,303	63	Mar. 10 @	Phoenix	4-3	W	30-22-11	16,210
23	Nov. 23 @	Colorado	2-1 OT	W	11-8-4	16,061	64	Mar. 12	TORONTO	1-2	L	30-23-11	10,298
24	Nov. 26 @	Dallas	1-4	L	11-9-4	16,103	65	Mar. 14	COLORADO	5-2	W	31-23-11	15,867
25	Nov. 27 @	St. Louis	2-2	T	11-9-5	17,499	66	Mar. 16 @	San Jose	1-2	L	31-24-11	17,013
26	Nov. 29	NEW JERSEY	4-1	W	12-9-5	16,005	67	Mar. 17	DALLAS	3-4	L	31-25-11	10,047
27	Dec. 3 @	Montreal	0-2	L	12-10-5	19,722	68	Mar. 21	PHOENIX	3-2	W	32-25-11	14,687
28	Dec. 4 @	Ottawa	2-3	L	12-11-5	14,108	69	Mar. 24 @	San Jose	4-3	W	33-25-11	17,483
29	Dec. 6 @	Toronto	2-7	L	12-12-5	15,726	70	Mar. 26	SAN JOSE	2-5	L	33-26-11	12,820
30	Dec. 9	PITTSBURGH	1-2	L	12-13-5	12,055	71	Mar. 28 @	Calgary	2-5	L	33-27-11	16,998
31	Dec. 13	WASHINGTON	2-2	T	12-13-6	12,940	72	Mar. 30 @	Toronto	3-2	W	34-27-11	15,726
32	Dec. 15 @	Vancouver	0-7	L	12-14-6	15,401	73	Apr. 1 @	Buffalo	0-4	L	34-28-11	15,444
33	Dec. 18	TORONTO	5-2	W	13-14-6	9,803	74	Apr. 2 @	Philadelphia	0-3	L	34-29-11	19,612
34	Dec. 20 @	Calgary	4-1	W	14-14-6	15,873	75	Apr. 4 @	Washington	2-3	L	34-30-11	15,522
35	Dec. 22 @	Chicago	1-0	W	15-14-6	18,095	76	Apr. 6 @	Colorado	3-1	W	35-30-11	16,061
36	Dec. 23 @	Colorado	1-5	L	15-15-6	16,061	77	Apr. 9	EDMONTON	0-4	L	35-31-11	14,450
37	Dec. 27	PHOENIX	2-4	L	15-16-6	16,005	78	Apr. 11	COLORADO	4-3	W	36-31-11	16,005
38	Dec. 29	VANCOUVER	5-2	W	16-16-6	13,137	79	Apr. 13	CALGARY	4-2	W	37-31-11	12,049
39	Dec. 31 @	Dallas	2-2	T	16-16-7	16,928	80	Apr. 15 @	Vancouver	2-0	W	38-31-11	15,239
40	Jan. 1 @	Phoenix	0-4	L	16-17-7	16,210	81	Apr. 16	ST. LOUIS	3-7	L	38-32-11	12,646
41	Jan. 4 @	Edmonton	3-2	W	17-17-7	16,266	82	Apr. 18	ANAHEIM	1-4	L	38-33-11	16,005

KINGS 1998-99 SEASON IN REVIEW

Record: 32-45-5 (69 points)
Pacific Division Finish: 5th

General Manager: Dave Taylor
Head Coach: Larry Robinson
Captain: Rob Blake

SCORING

PLAYER	GP	G	A	PTS	PIM
Luc Robitaille	82	39	35	74	54
Donald Audette	49	18	18	36	51
Rob Blake	62	12	23	35	128
Jozef Stumpel	64	13	21	34	10
Glen Murray	61	16	15	31	36
Ray Ferraro	65	13	18	31	59
Yanic Perreault	64	10	17	27	30
Vladimir Tsyplakov	69	11	12	23	32
Steve Duchesne	60	4	19	23	22
Olli Jokinen	66	9	12	21	44
Craig Johnson	69	7	12	19	32
Russ Courtnall	57	6	13	19	19
Pavel Rosa	29	4	12	16	6
Garry Galley	60	4	12	16	30
Doug Bodger	65	3	11	14	34
Sean O'Donnell	80	1	13	14	186
Ian Laperriere	72	3	10	13	138
Philippe Boucher	45	2	6	8	32
Mattias Norstrom	78	2	5	7	36
Sandy Moger	42	3	2	5	26
Nathan LaFayette	33	2	2	4	35

PLAYER	GP	G	A	PTS	PIM
Josh Green	27	1	3	4	8
Mark Visheau	28	1	3	4	107
Matt Johnson	49	2	1	3	131
Dave Babych	8	0	2	2	2
Jason Blake	1	1	0	1	0
Jan Nemecek	6	1	0	1	4
Steve McKenna	20	1	0	1	36
Jaroslav Modry	5	0	1	1	0
Sean Pronger	13	0	1	1	4
Manny Legace	17	0	1	1	0
Eric Lacroix	27	0	1	1	12
Jamie Storr	28	0	1	1	6
Brandon Convery	3	0	0	0	4
Roman Vopat	3	0	0	0	6
Ryan Bach	3	0	0	0	0
Jason Podollan	6	0	0	0	5
Dan Bylsma	8	0	0	0	2
Stephane Fiset	42	0	0	0	2
Team PIM					14
Team Totals	82	189	302	491	1,383

GOALTENDER

GOALTENDER	GP	MIN	GA	SO	EN	SA	S%	AVG	W-L-OT
Jamie Storr	28	1,525	61	4	3	724	.916	2.40	12-12-2
Stephane Fiset	42	2,403	104	3	2	1,217	.914	2.60	18-21-1
Manny Legace	3	899	39	0	5	439	.911	2.60	2-9-2
Ryan Bach	3	108	8	0	0	66	.879	4.45	0-3-0
Empty Net Goals			10			10			
Team Totals	82	4,960	222	7	10	2,456	.910	2.69	32-45-5

RESULTS

1 Oct. 10 @ Edmonton	2-1	W	1-0-0	17,100	42 Jan. 14	CALGARY	3-0	W	16-22-4	10,334
2 Oct. 12 @ Vancouver	2-4	L	1-1-0	16,071	43 Jan. 16	PITTSBURGH	1-5	L	16-23-4	16,005
3 Oct. 16 BOSTON	2-1	OT	2-1-0	16,005	44 Jan. 19	COLORADO	4-5	L	16-24-4	9,692
4 Oct. 18 COLORADO	5-5	T	2-1-1	11,294	45 Jan. 21	NEW JERSEY	2-3	L	16-25-4	11,267
5 Oct. 21 @ Florida	1-1	T	2-1-2	17,367	46 Jan. 27 @ Dallas	3-3	L	16-26-4	16,928	
6 Oct. 23 @ Tampa Bay	2-3	L	2-2-2	8,708	47 Jan. 29 @ Washington	6-3	W	17-26-4	18,965	
7 Oct. 25 @ Carolina	3-2	W	3-3-2	5,569	48 Jan. 30 @ Buffalo	1-4	L	17-27-4	18,595	
8 Oct. 27 @ NY Islanders	0-1	L	3-3-2	9,084	49 Feb. 1 @ Philadelphia	2-4	L	17-28-4	19,553	
9 Oct. 28 @ New Jersey	4-0	W	4-3-2	15,008	50 Feb. 4 CHICAGO	3-2	W	18-28-4	11,737	
10 Oct. 30 TAMPA BAY	0-3	L	4-4-2	10,968	51 Feb. 6 SAN JOSE	2-0	W	19-28-4	13,434	
11 Nov. 1 PHOENIX	0-3	L	4-5-2	12,073	52 Feb. 20 @ Phoenix	0-3	L	19-29-4	14,377	
12 Nov. 5 ST. LOUIS	2-2	T	4-5-3	10,496	53 Feb. 11 PHILADELPHIA	4-3	W	20-29-4	13,878	
13 Nov. 7 DALLAS	3-4	L	4-6-3	13,329	54 Feb. 13 DALLAS	3-3	L	20-30-4	12,702	
14 Nov. 9 @ Vancouver	4-3	W	5-6-3	13,906	55 Feb. 15 ANAHEIM	1-3	L	20-31-4	14,664	
15 Nov. 10 @ Calgary	4-5	OT	5-7-3	15,247	56 Feb. 18 EDMONTON	3-2	W	21-31-4	11,287	
16 Nov. 12 NASHVILLE	1-3	L	5-8-3	9,956	57 Feb. 20 @ Calgary	2-2	T	21-31-5	16,758	
17 Nov. 14 CAROLINA	3-5	L	5-9-3	10,990	58 Feb. 22 @ St. Louis	1-5	L	21-32-5	16,182	
18 Nov. 16 @ Anaheim	1-3	L	5-10-3	16,067	59 Feb. 24 @ Detroit	3-2	OT	22-32-5	19,983	
19 Nov. 18 @ San Jose	4-5	L	5-11-3	16,703	60 Feb. 26 @ Chicago	2-1	W	23-32-5	18,364	
20 Nov. 19 NY RANGERS	1-5	L	5-12-3	16,005	61 Feb. 28 @ Dallas	0-1	L	23-33-5	16,928	
21 Nov. 21 CHICAGO	5-0	W	6-12-3	12,011	62 Mar. 3 @ Anaheim	1-2	L	23-34-5	17,174	
22 Nov. 28 PHOENIX	0-4	L	6-13-3	13,008	63 Mar. 4 NASHVILLE	3-4	L	23-35-5	9,686	
23 Nov. 30 @ Montreal	1-3	L	6-14-3	20,415	64 Mar. 6 CALGARY	1-4	L	23-36-5	14,451	
24 Dec. 2 @ Toronto	1-3	L	6-15-3	15,726	65 Mar. 9 DETROIT	4-2	W	24-36-5	13,741	
25 Dec. 3 @ Ottawa	1-3	L	6-16-3	15,351	66 Mar. 13 VANCOUVER	3-1	W	25-36-5	14,348	
26 Dec. 5 DETROIT	3-4	L	6-17-3	16,005	67 Mar. 15 OTTAWA	4-0	W	26-36-5	12,640	
27 Dec. 9 WASHINGTON	2-1	W	7-17-3	9,816	68 Mar. 18 ANAHEIM	2-4	L	26-37-5	12,037	
28 Dec. 12 VANCOUVER	3-0	W	8-17-3	13,844	69 Mar. 20 FLORIDA	4-3	W	27-37-5	14,551	
29 Dec. 13 @ Anaheim	0-5	L	8-18-3	17,174	70 Mar. 21 @ Phoenix	1-4	L	27-38-5	15,129	
30 Dec. 17 NY ISLANDERS	4-3	OT	8-19-3	9,872	71 Mar. 25 DALLAS	1-2	L	27-39-5	14,888	
31 Dec. 19 @ St. Louis	2-5	L	8-20-3	16,621	72 Mar. 28 @ Colorado	2-7	L	27-40-5	16,061	
32 Dec. 20 @ Chicago	4-1	W	9-20-3	15,429	73 Mar. 30 @ Boston	2-1	OT	28-40-5	15,083	
33 Dec. 22 @ Pittsburgh	3-0	W	10-20-3	13,171	74 Mar. 31 @ Detroit	1-2	L	28-41-5	19,983	
34 Dec. 26 PHOENIX	1-2	L	10-21-3	13,898	75 Apr. 3 @ Nashville	2-3	L	28-42-5	17,298	
35 Dec. 28 @ Phoenix	4-2	W	11-21-3	16,210	76 Apr. 5 @ Colorado	1-4	L	28-43-5	16,061	
36 Dec. 30 SAN JOSE	5-1	W	12-21-3	10,918	77 Apr. 8 SAN JOSE	3-2	W	29-43-5	12,785	
37 Jan. 2 COLORADO	4-2	W	13-21-3	13,553	78 Apr. 11 @ Dallas	2-6	L	29-44-5	16,928	
38 Jan. 5 @ Edmonton	4-3	OT	14-21-3	14,370	79 Apr. 12 @ Nashville	4-3	W	30-44-5	17,298	
39 Jan. 7 BUFFALO	4-2	W	15-21-3	10,821	80 Apr. 15 ANAHEIM	4-3	OT	31-44-5	14,669	
40 Jan. 9 EDMONTON	1-1	T	15-21-4	14,936	81 Apr. 16 @ San Jose	2-0	W	32-44-5	17,483	
41 Jan. 11 @ San Jose	0-4	L	15-22-4	16,503	82 Apr. 18 ST. LOUIS	2-3	L	32-45-5	16,005	

KINGS 1999-2000 SEASON IN REVIEW

Record: 39-27-12-4 (94 points)
Pacific Division Finish: 2nd

General Manager: Dave Taylor
Head Coach: Andy Murray
Captain: Rob Blake

ALL-TIME RECORDS

SCORING						GOALTENDER					
PLAYER	GP	G	A	PTS	PIM	PLAYER	GP	G	A	PTS	PIM
Luc Robitaille	71	36	38	74	68	Bob Corkum	45	5	6	11	14
Ziggy Palffy	64	27	39	66	32	Jaroslav Modry	26	5	4	9	18
Glen Murray	78	29	33	62	60	Dan Bylsma	64	3	6	9	55
Jozef Stumpel	57	17	41	58	10	Frantisek Kaberle	37	0	9	9	4
Rob Blake	77	18	39	57	112	Steve McKenna	46	0	5	5	125
Bryan Smolinski	79	20	36	56	48	Kelly Buchberger	13	2	1	3	13
Donald Audette	49	12	20	32	45	Nelson Emerson	5	1	1	2	0
Garry Galley	70	9	21	30	52	Stephane Fiset	47	0	2	2	4
Craig Johnson	76	9	14	23	28	Jason Podollan	1	0	1	1	2
Jason Blake	64	5	18	23	26	Jamie Storr	42	0	1	1	4
Ian Laperriere	79	9	13	22	185	Philippe Boucher	1	0	0	0	0
Marko Tuomainen	63	9	8	17	80	Bill Huard	1	0	0	0	2
Jere Karalahti	48	6	10	16	18	Jan Nemecek	1	0	0	0	0
Aki Berg	70	3	13	16	45	Steven Reinprecht	1	0	0	0	2
Sean O'Donnell	80	2	12	14	114	Pavel Rosa	3	0	0	0	0
Mattias Norstrom	82	1	13	14	66	Marcel Cousineau	5	0	0	0	0
Vladimir Tsyplakov	29	6	7	13	4	Team PIM					
Len Barrie	46	5	8	13	56	Team Totals	82	245	425	670	1,313
Brad Chartrand	50	6	6	12	17						
GOALTENDER	GP	MIN	GA	SO	EN	SA	S%	AVG	W-L-OT		
Marcel Cousineau	5	171	6	0	0	64	.906	2.11	1-1-0		
Jamie Storr	42	2,206	93	1	5	1,008	.908	2.53	18-15-5		
Stephane Fiset	47	2,592	119	1	5	1,208	.901	2.75	20-15-7		
Empty Net Goals			10			10					
Team Totals	82	4,997	228	2	10	2,290	.900	2.74	39-27-12-4		

RESULTS

1 Oct. 2 @ Nashville	2-0	W	1-0-0-0	17,113	42 Jan. 13	ST. LOUIS	2-3	L	18-15-7-2	16,278
2 Oct. 4 @ St. Louis	3-2	W	2-0-0-0	13,571	43 Jan. 15 @ San Jose	2-3 OT	L	18-15-7-3	17,483	
3 Oct. 6 @ Florida	2-4	L	2-1-0-0	13,751	44 Jan. 18	BUFFALO	5-3	W	19-15-7-3	14,458
4 Oct. 7 @ Tampa Bay	5-2	W	3-1-0-0	10,614	45 Jan. 20	DALLAS	2-5	L	19-16-7-3	14,369
5 Oct. 9 @ Washington	2-2	T	3-1-1-0	17,155	46 Jan. 23	COLORADO	3-2	W	20-16-7-3	18,118
6 Oct. 15 @ Calgary	4-1	W	4-1-1-0	12,866	47 Jan. 26 @ Dallas	1-3	L	20-17-7-3	13,171	
7 Oct. 16 @ Edmonton	4-5	L	4-2-1-0	16,094	48 Jan. 27 @ Nashville	6-2	W	21-17-7-3	16,062	
8 Oct. 20 BOSTON	2-2	T	4-2-2-0	18,118	49 Jan. 29 @ Toronto	2-3	L	21-18-7-3	19,217	
9 Oct. 22 PHOENIX	3-6	L	4-3-2-0	16,752	50 Jan. 31 NY ISLANDERS	5-2	W	22-18-7-3	14,913	
10 Oct. 24 SAN JOSE	4-3	W	5-3-2-0	15,270	51 Feb. 3	DETROIT	6-3	W	23-18-7-3	18,118
11 Oct. 26 WASHINGTON	5-2	W	6-3-2-0	13,169	52 Feb. 8	ANAHEIM	3-5	L	23-19-7-3	18,118
12 Oct. 28 PITTSBURGH	5-3	W	7-3-2-0	14,779	53 Feb. 9 @ Phoenix	3-2	W	24-19-7-3	14,029	
13 Oct. 30 @ Chicago	3-1	W	8-3-2-0	14,694	54 Feb. 11 @ DALLAS	5-2	W	25-19-7-3	18,118	
14 Nov. 2 @ Pittsburgh	5-4	W	9-3-2-0	14,272	55 Feb. 14	CALGARY	4-3 OT	W	26-19-7-3	14,455
15 Nov. 3 @ Detroit	1-1	T	9-3-3-0	19,983	56 Feb. 16 @ Chicago	4-1	W	27-19-7-3	13,817	
16 Nov. 6 PHILADELPHIA	3-5	L	9-4-3-0	18,118	57 Feb. 18 @ Detroit	3-2	W	28-19-7-3	19,983	
17 Nov. 9 EDMONTON	1-1	T	9-4-4-0	13,282	58 Feb. 19 @ Buffalo	1-4	L	28-20-7-3	18,690	
18 Nov. 11 COLORADO	5-2	W	10-4-4-0	14,323	59 Feb. 21 @ Edmonton	3-6	L	28-21-7-3	14,615	
19 Nov. 14 @ Phoenix	3-2	W	11-4-4-0	13,171	60 Feb. 23 @ Calgary	7-2	W	29-21-7-3	14,665	
20 Nov. 16 CHICAGO	3-2	W	12-4-4-0	12,980	61 Feb. 25 @ Vancouver	5-2	W	30-21-7-3	15,006	
21 Nov. 18 PHOENIX	2-3	L	12-5-4-0	13,406	62 Feb. 26 @ San Jose	3-6	L	30-22-7-3	17,483	
22 Nov. 20 MONTREAL	3-5	L	12-6-4-0	18,118	63 Feb. 29	VANCOUVER	1-1	T	30-22-8-3	15,666
23 Nov. 23 @ Colorado	6-2	W	13-6-4-0	18,004	64 Mar. 2	CAROLINA	2-5	L	30-23-8-3	15,424
24 Nov. 24 @ Dallas	2-3 OT	L	13-6-4-1	17,001	65 Mar. 4	NASHVILLE	3-2 OT	W	31-23-8-3	18,118
25 Nov. 27 SAN JOSE	4-1	W	14-6-4-1	18,118	66 Mar. 7	DETROIT	1-3	L	31-24-8-3	18,118
26 Dec. 3 @ Anaheim	1-1	T	14-6-5-1	17,174	67 Mar. 9	NY RANGERS	3-1	W	32-24-8-3	18,118
27 Dec. 4 TAMPA BAY	3-3	T	14-6-6-1	17,407	68 Mar. 11	CALGARY	3-1	W	33-24-8-3	18,118
28 Dec. 8 ATLANTA	4-0	W	15-6-6-1	15,210	69 Mar. 13	VANCOUVER	3-2 OT	W	34-24-8-3	17,309
29 Dec. 10 @ Detroit	1-3	L	15-7-6-1	19,983	70 Mar. 15 @ Anaheim	2-2	T	34-24-9-3	17,174	
30 Dec. 11 @ Montreal	4-2	W	16-7-6-1	19,250	71 Mar. 17	ST. LOUIS	0-4	L	34-25-9-3	18,118
31 Dec. 14 @ New Jersey	1-7	L	16-8-6-1	10,807	72 Mar. 19	NASHVILLE	1-2 OT	L	34-25-9-4	17,920
32 Dec. 15 @ NY Rangers	3-8	L	16-9-6-1	18,200	73 Mar. 21	ANAHEIM	2-5	L	34-26-9-4	17,494
33 Dec. 18 CHICAGO	4-8	L	16-10-6-1	18,118	74 Mar. 23 @ Philadelphia	3-2 OT	W	35-26-9-4	19,695	
34 Dec. 22 @ San Jose	1-2	L	16-11-6-1	17,483	75 Mar. 25 @ Boston	4-4	T	35-26-10-4	17,565	
35 Dec. 26 PHOENIX	2-3 OT	L	16-11-6-2	18,118	76 Mar. 26 @ Atlanta	4-1	W	36-26-10-4	15,857	
36 Dec. 29 @ Colorado	2-4	L	16-12-6-2	18,007	77 Mar. 29	SAN JOSE	1-1	T	36-26-11-4	18,118
37 Dec. 30 EDMONTON	8-2	W	17-12-6-2	18,118	78 Apr. 1	ANAHEIM	2-1	W	37-27-11-4	18,118
38 Jan. 3 @ Dallas	1-4	L	17-13-6-2	17,001	79 Apr. 3 @ Phoenix	1-2	L	37-27-11-4	14,378	
39 Jan. 4 @ St. Louis	2-2	T	17-13-7-2	16,302	80 Apr. 5 @ Vancouver	1-1	T	37-27-12-4	17,257	
40 Jan. 6 FLORIDA	4-2	W	18-13-7-2	14,114	81 Apr. 7	DALLAS	3-2	W	38-27-12-4	18,118
41 Jan. 11 OTTAWA	3-4	L	18-14-7-2	14,224	82 Apr. 9 @ Anaheim	4-3 OT	W	39-27-12-4	17,174	

* First game at STAPLES Center

KINGS 2000-01 SEASON IN REVIEW

Record: 38-28-13-3 (92 points)
Pacific Division Finish: 3rd

General Manager: Dave Taylor
Head Coach: Andy Murray
Captain: Rob Blake

SCORING											
PLAYER	GP	G	A	PTS	PIM	PLAYER	GP	G	A	PTS	PIM
Ziggy Palffy	73	38	51	89	20	Stu Grimson	72	3	2	5	235
Luc Robitaille	82	37	51	88	66	Aaron Miller	13	0	5	5	14
Bryan Smolinski	78	27	32	59	40	Scott Thomas	24	3	1	4	9
Jozef Stumpel	63	16	39	55	14	Tomas Vlasak	10	1	3	4	2
Mathieu Schneider	73	16	35	51	56	Jason Blake	17	1	3	4	10
Rob Blake	54	17	32	49	69	Aki Berg	47	0	4	4	43
Glen Murray	64	18	21	39	32	Felix Potvin	23	0	3	3	2
Lubomir Visnovsky	81	7	32	39	36	Brad Chartrand	4	1	0	1	2
Steven Reinprecht	59	12	17	29	12	Steve Kelly	11	1	0	1	4
Nelson Emerson	78	11	11	22	54	Marko Tuomainen	11	0	1	1	4
Eric Belanger	62	9	12	21	16	Travis Scott	1	0	0	0	0
Kelly Buchberger	82	6	14	20	75	Rich Brennan	2	0	0	0	0
Jaroslav Modry	63	4	15	19	48	Andreas Lilja	2	0	0	0	4
Ian Laperriere	79	8	10	18	141	Stephane Fiset	7	0	0	0	2
Mattias Norstrom	82	0	18	18	60	Adam Mair	10	0	0	0	6
Bob Corkum	58	4	6	10	18	Steve Passmore	14	0	0	0	0
Craig Johnson	26	4	5	9	16	Jamie Storr	45	0	0	0	4
Jere Karalahti	56	2	7	9	38	Team PIM					20
Adam Deadmarsh	18	4	2	6	4	Team Totals	82	252	436	688	1,196
Philippe Boucher	22	2	4	6	20						

GOALTENDER		GP	MIN	GA	SO	EN	SA	S%	AVG	W-L-OT
Felix Potvin	23	1,410	46	5	0	571	.919	1.96	13-5-5	
Jamie Storr	45	2,498	114	4	7	1,131	.899	2.74	19-18-6	
Steve Passmore	14	718	37	1	2	310	.881	3.09	3-8-1	
Stephane Fiset	7	318	19	0	0	129	.853	3.58	3-0-1	
Travis Scott	1	25	3	0	0	10	.700	7.20	0-0-0	
Empty Net Goals			9			9				
Team Totals	82	4,995	228	10	9	2,160	.894	2.74	38-28-13-3	

RESULTS

1 Oct. 6 @ Washington	4-1	W	1-0-0-0	18,082	42 Jan. 6	CALGARY	5-0	W	18-16-7-1	18,118		
2 Oct. 7 @ Buffalo	3-5	L	1-1-0-0	14,325	43 Jan. 11	BUFFALO	3-2	W	19-16-7-1	15,496		
3 Oct. 9 @ Columbus	7-1	W	2-1-0-0	18,136	44 Jan. 13	ST. LOUIS	2-4	L	19-17-7-1	18,460		
4 Oct. 11	ST. LOUIS	4-4	T	2-1-1-0	18,118	45 Jan. 16 @	Ottawa	2-6	OT	W	20-17-7-1	18,264
5 Oct. 13	BOSTON	5-0	W	3-1-1-0	14,352	46 Jan. 17 @	Toronto	2-1	W	21-17-7-1	19,266	
6 Oct. 15	PHOENIX	5-6	L	3-2-1-0	14,457	47 Jan. 20 @	Carolina	6-3	W	22-17-7-1	13,009	
7 Oct. 17 @	Nashville	1-1	T	3-2-2-0	13,594	48 Jan. 22 @	Philadelphia	0-3	L	22-18-7-1	19,578	
8 Oct. 19 @	St. Louis	1-7	L	3-3-2-0	18,906	49 Jan. 25	CALGARY	0-3	L	22-19-7-1	13,616	
9 Oct. 21 @	Dallas	3-4	L	3-4-2-0	17,001	50 Jan. 27	MINNESOTA	1-4	L	22-20-7-1	18,118	
10 Oct. 23 @	Anaheim	5-4	OT	W	4-4-2-0	14,098	51 Jan. 30	DALLAS	8-0	W	23-20-7-1	15,146
11 Oct. 25	ANAHEIM	6-2	W	5-4-2-0	18,118	52 Feb. 1	NASHVILLE	4-6	L	23-21-7-1	12,639	
12 Oct. 28 @	Phoenix	1-3	L	5-5-2-0	14,113	53 Feb. 6	CHICAGO	3-3	T	23-21-8-1	13,527	
13 Oct. 31 @	Columbus	1-4	L	5-6-2-0	15,025	54 Feb. 8	CAROLINA	4-2	W	24-21-8-1	13,884	
14 Nov. 2 @	Atlanta	5-2	W	6-6-2-0	13,255	55 Feb. 10	WASHINGTON	3-4	L	24-22-8-1	18,118	
15 Nov. 4 @	New Jersey	2-1	W	7-6-2-0	13,704	56 Feb. 12	EDMONTON	3-6	L	24-23-8-1	14,059	
16 Nov. 5 @	NY Islanders	4-1	W	8-6-2-0	10,281	57 Feb. 14 @	Dallas	2-4	L	24-24-8-1	17,001	
17 Nov. 7	PHOENIX	3-3	T	8-6-3-0	13,557	58 Feb. 16 @	Minnesota	4-0	W	25-24-8-1	18,568	
18 Nov. 9	VANCOUVER	2-0	W	9-6-3-0	13,045	59 Feb. 18 @	Chicago	0-3	L	25-25-8-1	16,054	
19 Nov. 11	DETROIT	2-2	T	9-6-4-0	18,360	60 Feb. 20 @	Edmonton	0-5	L	25-26-8-1	16,349	
20 Nov. 16	NY ISLANDERS	5-1	W	10-6-4-0	14,744	61 Feb. 22 @	Calgary	2-0	W	26-26-8-1	16,830	
21 Nov. 18	COLORADO	6-4	W	11-6-4-0	18,118	62 Feb. 24	COLUMBUS	3-1	W	27-26-8-1	18,118	
22 Nov. 23	NEW JERSEY	1-6	L	11-7-4-0	13,451	63 Feb. 27 @	Nashville	2-1	W	28-26-8-1	16,337	
23 Nov. 25 @	Pittsburgh	2-2	T	11-7-5-0	16,958	64 Mar. 1 @	Chicago	2-2	T	28-26-9-1	12,936	
24 Nov. 26 @	Boston	4-4	T	11-7-6-0	13,108	65 Mar. 3	DETROIT	6-3	W	29-26-9-1	18,477	
25 Nov. 28 @	NY Rangers	6-7	L	11-8-6-0	18,200	66 Mar. 4 @	Anaheim	0-4	L	29-27-9-1	17,174	
26 Dec. 2	MINNESOTA	3-2	W	12-8-6-0	16,270	67 Mar. 6	MONTREAL	4-3	W	30-27-9-1	14,404	
27 Dec. 3 @	Anaheim	0-4	L	12-9-6-0	17,174	68 Mar. 8	NASHVILLE	4-1	W	31-27-9-1	14,856	
28 Dec. 7	DALLAS	5-2	W	13-9-6-0	14,425	69 Mar. 10	CHICAGO	2-2	T	31-27-10-1	18,118	
29 Dec. 9 @	Edmonton	4-2	W	14-9-6-0	16,619	70 Mar. 14 @	San Jose	4-1	W	32-27-10-1	17,496	
30 Dec. 10 @	Vancouver	2-1	W	15-9-6-0	17,063	71 Mar. 17	SAN JOSE	1-0	OT	W	33-27-10-1	18,118
31 Dec. 14	NY RANGERS	5-5	T	15-9-7-0	18,118	72 Mar. 19	PHOENIX	6-2	W	34-27-10-1	17,061	
32 Dec. 16	TAMPA BAY	3-4	L	15-10-7-0	15,576	73 Mar. 21	EDMONTON	0-7	L	34-28-10-1	15,666	
33 Dec. 19	ATLANTA	6-7	OT	L	15-10-7-1	13,823	74 Mar. 24	ANAHEIM	3-3	T	34-28-11-1	18,118
34 Dec. 21 @	Colorado	2-5	L	15-11-7-1	18,007	75 Mar. 26	SAN JOSE	0-0	T	34-28-12-1	15,276	
35 Dec. 22 @	Minnesota	3-4	L	15-12-7-1	18,564	76 Mar. 27 @	San Jose	3-3	OT	L	34-28-12-2	17,496
36 Dec. 26	SAN JOSE	1-2	L	15-13-7-1	18,460	77 Mar. 29	COLUMBUS	2-0	W	35-28-12-2	15,582	
37 Dec. 28 @	St. Louis	5-2	W	16-13-7-1	19,903	78 Mar. 31	COLORADO	4-0	W	36-28-12-2	18,118	
38 Dec. 29 @	Dallas	4-1	W	17-13-7-1	17,001	79 Apr. 2	VANCOUVER	3-1	W	37-28-12-2	18,118	
39 Dec. 31 @	Detroit	1-2	L	17-14-7-1	19,995	80 Apr. 3 @	Phoenix	2-2	T	37-28-13-2	15,912	
40 Jan. 2 @	Colorado	2-6	L	17-15-7-1	18,007	81 Apr. 5 @	Vancouver	2-3	OT	L	37-28-13-3	18,422
41 Jan. 4	FLORIDA	3-4	L	17-16-7-1	14,137	82 Apr. 7 @	Calgary	3-2	W	38-28-13-3	17,139	

KINGS 2001-02 SEASON IN REVIEW

Record: 40-27-11-4 (95 points)
Pacific Division Finish: 3rd

General Manager: Dave Taylor
Head Coach: Andy Murray
Captain: Mattias Norstrom

SCORING											
PLAYER	GP	G	A	PTS	PIM	PLAYER	GP	G	A	PTS	PIM
Jason Allison	73	19	55	74	68	Randy Robitaille	18	4	3	7	17
Adam Deadmarsh	76	29	33	62	71	Jaroslav Bednar	22	4	2	6	8
Ziggy Palffy	63	32	27	59	26	Cliff Ronning	14	1	4	5	8
Jaroslav Modry	80	4	38	42	65	Andreas Lija	26	1	4	5	22
Bryan Smolinski	80	13	25	38	56	Jozef Stumpel	9	1	3	4	4
Steve Heinze	73	15	16	31	46	Ken Belanger	43	2	0	2	85
Mathieu Schneider	55	7	23	30	68	Rob Valicevic	17	1	1	2	8
Philippe Boucher	80	7	23	30	94	Adam Mair	18	1	1	2	57
Craig Johnson	72	13	14	27	24	Steve Kelly	8	0	1	1	2
Eric Belanger	53	8	16	24	21	Jere Karalahti	30	0	1	1	29
Ian Laperriere	81	8	14	22	125	Felix Potvin	71	0	1	1	19
Lubomir Visnovsky	72	4	17	21	14	Ted Donato	2	0	0	0	2
Mikko Eloranta	71	9	9	18	54	Jason Holland	3	0	0	0	0
Aaron Miller	74	5	12	17	54	Kip Brennan	4	0	0	0	22
Brad Chartrand	46	7	9	16	40	Ryan Flinn	10	0	0	0	51
Kelly Buchberger	74	6	7	13	105	Jamie Storr	19	0	0	0	4
Glen Murray	9	6	5	11	0	Team PIM					
Mattias Norstrom	79	2	9	11	38	Team Totals	82	214	375	589	1,348
Nelson Emerson	41	5	2	7	25						

GOALTENDER	GP	MIN	GA	SO	EN	SA	S%	AVG	W-L-OT
Jamie Storr	19	886	28	2	2	360	.922	1.90	9-4-3
Felix Potvin	71	4,071	157	6	3	1,686	.907	2.31	31-27-8
Empty Net Goals				5					
Team Totals	82	4,989	190	8	5	2,051	.907	2.29	40-27-11-4

RESULTS

1 Oct. 4	PHOENIX	2-2	T	0-0-1-0	18,210	42 Jan. 7 @	New Jersey	3-2	W	17-16-7-2	13,638
2 Oct. 7	MINNESOTA	3-4	L	0-1-1-0	14,354	43 Jan. 9 @	NY Rangers	4-0	W	18-16-7-2	18,200
3 Oct. 9 @	Dallas	1-2	L	0-2-1-0	18,532	44 Jan. 10 @	Boston	0-5	L	18-17-7-2	14,528
4 Oct. 11 @	St. Louis	6-5	W	1-2-1-0	19,565	45 Jan. 12 @	San Jose	3-2	W	19-17-7-2	17,296
5 Oct. 13	TAMPA BAY	0-1	L	1-3-1-0	17,114	46 Jan. 15	NASHVILLE	2-0	W	20-17-7-2	15,702
6 Oct. 16	WASHINGTON	2-3 OT	L	1-3-1-1	13,492	47 Jan. 17	BUFFALO	4-2	W	21-17-7-2	16,698
7 Oct. 18	ANAHEIM	4-1	W	2-3-1-1	13,916	48 Jan. 19	NY ISLANDERS	2-3	L	21-18-7-2	18,152
8 Oct. 20 @	Detroit	2-3	L	2-4-1-1	20,058	49 Jan. 21 @	Anaheim	4-2	W	22-18-7-2	17,079
9 Oct. 23 @	Columbus	7-1	W	3-4-1-1	18,136	50 Jan. 24	MINNESOTA	4-1	W	23-18-7-2	15,917
10 Oct. 25 @	Tampa Bay	0-3	L	3-5-1-1	12,957	51 Jan. 26	COLORADO	4-4	L	23-19-7-2	18,332
11 Oct. 26 @	Florida	2-3	L	3-6-1-1	18,093	52 Jan. 28 @	Colorado	2-4	W	24-19-7-2	18,007
12 Oct. 28 @	Carolina	2-3 OT	L	3-6-1-2	14,355	53 Jan. 30 @	Minnesota	2-0	W	25-19-7-2	18,658
13 Oct. 30 @	Chicago	1-5	L	3-7-1-2	10,135	54 Feb. 4	PHILADELPHIA	1-3	L	25-20-7-2	18,118
14 Nov. 1	CHICAGO	4-1	L	3-8-1-2	13,857	55 Feb. 7	CAROLINA	2-1	W	26-20-7-2	15,960
15 Nov. 3	ATLANTA	4-1	W	4-8-1-2	14,278	56 Feb. 8 @	Phoenix	5-6 OT	L	26-20-7-3	16,210
16 Nov. 8	CALGARY	2-3	L	4-9-1-2	14,459	57 Feb. 11	DALLAS	2-1	W	27-20-7-3	18,118
17 Nov. 10	DETROIT	3-2 OT	W	5-9-1-2	18,385	58 Feb. 13	PHOENIX	2-2	T	27-20-8-3	15,964
18 Nov. 15	DALLAS	3-4	L	5-10-1-2	14,584	59 Feb. 26 @	Columbus	5-1	W	28-20-8-3	18,136
19 Nov. 17 @	Detroit	2-4	L	5-11-1-2	20,058	60 Feb. 27 @	Pittsburgh	5-4	W	29-20-8-3	16,134
20 Nov. 18 @	Minnesota	2-2	T	5-11-2-2	18,064	61 Mar. 2	COLUMBUS	2-0	L	29-21-8-3	18,118
21 Nov. 20 @	Calgary	5-5	T	5-11-3-2	14,550	62 Mar. 4	OTTAWA	1-1	T	29-21-9-3	15,815
22 Nov. 22 @	Edmonton	4-2	W	6-11-3-2	16,434	63 Mar. 6 @	Dallas	2-3 OT	L	29-21-9-4	18,532
23 Nov. 24	SAN JOSE	3-1	W	7-11-3-2	18,118	64 Mar. 7 @	Nashville	3-2	W	30-21-9-4	15,533
24 Nov. 29	EDMONTON	1-3	L	7-12-3-2	15,643	65 Mar. 9 @	Colorado	3-4	L	30-22-9-4	18,007
25 Dec. 1	NASHVILLE	4-2	W	8-12-3-2	15,481	66 Mar. 11	CHICAGO	2-1	W	31-22-9-4	16,956
26 Dec. 3	CALGARY	0-2	L	8-13-3-2	15,105	67 Mar. 14	ST. LOUIS	2-1	W	32-22-9-4	18,118
27 Dec. 6	ST. LOUIS	1-1	T	8-13-4-2	15,055	68 Mar. 16	PITTSBURGH	4-3	W	33-22-9-4	18,118
28 Dec. 8 @	St. Louis	0-2	L	8-14-4-2	18,933	69 Mar. 18 @	San Jose	3-2	W	34-22-9-4	17,496
29 Dec. 9 @	Chicago	5-2	W	9-14-4-2	12,310	70 Mar. 21	COLORADO	3-1	W	35-22-9-4	18,231
30 Dec. 11 @	Nashville	1-1	T	9-14-5-2	13,691	71 Mar. 23	SAN JOSE	3-0	L	36-22-9-4	18,237
31 Dec. 13	VANCOUVER	6-3	W	10-14-5-2	14,620	72 Mar. 24 @	Phoenix	0-4	L	36-23-9-4	14,511
32 Dec. 15	COLUMBUS	3-2	W	11-14-5-2	16,224	73 Mar. 26 @	Vancouver	0-4	L	36-24-9-4	18,422
33 Dec. 16 @	Anaheim	3-2 OT	W	12-14-5-2	17,002	74 Mar. 28 @	Edmonton	2-2	T	36-24-10-4	16,839
34 Dec. 18 @	Toronto	3-1	W	13-14-5-2	19,320	75 Mar. 30 @	Calgary	3-5	L	36-25-10-4	17,046
35 Dec. 20 @	Ottawa	4-2	W	14-14-5-2	16,207	76 Apr. 2	VANCOUVER	4-4	T	36-25-11-4	18,118
36 Dec. 22 @	Montreal	1-2	L	14-15-5-2	20,152	77 Apr. 4	DETROIT	3-0	W	37-25-11-4	18,621
37 Dec. 26 @	Phoenix	1-1	T	14-15-6-2	12,902	78 Apr. 6	EDMONTON	4-3 OT	W	38-25-11-4	18,311
38 Dec. 27	ANAHEIM	2-2	T	14-15-7-2	18,610	79 Apr. 8	DALLAS	3-0	W	39-25-11-4	18,118
39 Dec. 29	NY RANGERS	5-4	L	14-16-7-2	18,420	80 Apr. 11 @	Vancouver	2-5	L	39-26-11-4	18,422
40 Jan. 2	FLORIDA	3-1	W	15-16-7-2	17,006	81 Apr. 13 @	San Jose	1-3	L	39-27-11-4	17,496
41 Jan. 5 @	NY Islanders	3-0	W	16-16-7-2	16,234	82 Apr. 14	ANAHEIM	1-0	W	40-27-11-4	18,349

KINGS 2002-03 SEASON IN REVIEW

Record: 33-37-6-6 (78 points)
Pacific Division Finish: 3rd

General Manager: Dave Taylor
Head Coach: Andy Murray
Captain: Mattias Norstrom

SCORING											
PLAYER	GP	G	A	PTS	PIM	PLAYER	GP	G	A	PTS	PIM
Ziggy Palffy	76	37	48	85	47	Jared Aulin	17	2	2	4	0
Mathieu Schneider	65	14	29	43	57	Sean Avery	12	1	3	4	33
Bryan Smolinski	58	18	20	38	18	Tomas Zizka	10	0	3	3	4
Jaroslav Modry	82	13	25	38	68	Andreas Lilja	17	0	3	3	14
Derek Armstrong	66	12	26	38	30	Dmitry Yushkevich	42	0	3	3	24
Eric Belanger	62	16	19	35	26	Chris Schmidt	10	0	2	2	5
Alexander Frolov	79	14	17	31	34	Jon Sim	14	0	2	2	19
Jason Allison	26	6	22	28	22	Chris McAlpine	21	0	2	2	24
Lubomir Visnovsky	57	8	16	24	28	Jerred Smithson	22	0	2	2	21
Ian Laperriere	73	7	12	19	122	Ryan Flinn	19	1	0	1	28
Adam Deadmarsh	20	13	4	17	21	Jason Holland	2	0	1	1	0
Mikko Eloranta	75	5	12	17	56	Jamie Storr	39	0	1	1	8
Erik Rasmussen	57	4	12	16	28	Pavel Rosa	2	0	0	0	0
Brad Chartrand	62	8	6	14	33	Maxim Kuznetsov	3	0	0	0	0
Steve Heinze	27	5	7	12	12	Ken Belanger	4	0	0	0	17
Joe Corvo	50	5	7	12	14	Scott Barney	5	0	0	0	0
Craig Johnson	70	3	6	9	22	Derek Bekar	6	0	0	0	4
Jaroslav Bednar	15	0	9	9	4	Cristobal Huet	12	0	0	0	0
Michael Cammalleri	28	5	3	8	22	Kip Brennan	19	0	0	0	57
Brad Norton	53	3	3	6	97	Felix Potvin	42	0	0	0	4
Aaron Miller	49	1	5	6	24	Team PIM	50				
Mattias Norstrom	82	0	6	6	49	Team Totals	82	203	341	544	1,146
Steve Kelly	15	2	3	5	0						
GOALTENDER											
GOALTENDER	GP	MIN	GA	SO	EN	SA	S%	AVG	W-L-OT		
Cristobal Huet	12	541	21	1	2	241	.913	2.33	4-4-1		
Jamie Storr	39	2,027	86	3	4	904	.905	2.54	12-19-2		
Felix Potvin	42	2,367	105	3	3	987	.894	2.66	17-20-3		
Empty Net Goals						9					
Team Totals	82	4,986	221	7	9	2,141	.897	2.66	33-37-6-6		

RESULTS

1 Oct. 9	PHOENIX	4-1	W	1-0-0-0	18,260	42 Jan. 9	EDMONTON	4-5	L	17-18-4-3	15,783
2 Oct. 12	DETROIT	3-2	W	2-0-0-0	18,177	43 Jan. 11	ST. LOUIS	1-2	L	17-19-4-3	18,118
3 Oct. 16 @	Anaheim	4-2	W	3-0-0-0	11,332	44 Jan. 13	SAN JOSE	3-2 OT	W	18-19-4-3	17,035
4 Oct. 17	COLORADO	1-4	L	3-1-0-0	18,118	45 Jan. 16 @	Edmonton	0-2	L	18-20-4-3	16,839
5 Oct. 19	VANCOUVER	2-2	T	3-1-1-0	16,762	46 Jan. 18 @	Calgary	1-2 OT	L	18-20-4-4	16,675
6 Oct. 23 @	Detroit	3-3	T	3-1-2-0	20,058	47 Jan. 22 @	Anaheim	5-6	L	18-21-4-4	17,174
7 Oct. 25 @	NY Rangers	6-2	W	4-1-2-0	18,200	48 Jan. 23	MINNESOTA	1-2	L	18-22-4-4	16,480
8 Oct. 27 @	Columbus	1-5	L	4-2-2-0	17,106	49 Jan. 25	NEW JERSEY	2-1 OT	W	19-22-4-4	18,233
9 Oct. 29 @	Atlanta	4-0	W	5-2-2-0	11,440	50 Jan. 27	SAN JOSE	0-3	L	19-23-4-4	16,126
10 Oct. 31 @	Chicago	1-2 OT	L	5-2-2-1	10,271	51 Jan. 28 @	San Jose	1-3	L	19-24-4-4	17,496
11 Nov. 1	NASHVILLE	6-5 OT	W	6-2-2-1	18,118	52 Jan. 30	OTTAWA	3-0	W	20-24-4-4	16,518
12 Nov. 4	MINNESOTA	2-5	L	6-3-2-1	15,693	53 Feb. 5	PHOENIX	4-3	W	21-24-4-4	16,649
13 Nov. 5 @	San Jose	2-5	L	6-4-2-1	17,496	54 Feb. 7	CAROLINA	8-2	W	22-24-4-4	18,118
14 Nov. 8 @	Ottawa	3-2	W	7-4-2-1	16,926	55 Feb. 9 @	Dallas	1-3	L	22-25-4-4	18,532
15 Nov. 9 @	Montreal	1-3	L	7-5-2-1	21,273	56 Feb. 11 @	Nashville	3-2	W	23-25-4-4	10,334
16 Nov. 12 @	Toronto	3-4 OT	L	7-5-2-2	19,225	57 Feb. 13	CALGARY	4-2	W	24-25-4-4	17,539
17 Nov. 14 @	Vancouver	2-3	L	7-6-2-2	18,422	58 Feb. 15	NY ISLANDERS	2-3	L	24-26-4-4	18,118
18 Nov. 16 @	Edmonton	4-1	W	8-6-2-2	16,461	59 Feb. 17	SAN JOSE	3-2	W	25-26-4-4	16,301
19 Nov. 19 @	Minnesota	2-2	T	8-6-3-2	18,064	60 Feb. 20 @	Philadelphia	0-5	L	25-27-4-4	19,391
20 Nov. 21 @	St. Louis	2-3 OT	L	8-6-3-3	19,667	61 Feb. 21 @	Buffalo	4-1	W	26-27-4-4	11,866
21 Nov. 23	DALLAS	2-0	W	9-6-3-3	18,292	62 Feb. 24 @	Detroit	4-5	L	26-28-4-4	20,058
22 Nov. 27	FLORIDA	2-5	L	9-7-3-3	16,782	63 Feb. 25 @	Pittsburgh	5-3	W	27-28-4-4	11,736
23 Nov. 29 @	Anaheim	2-2	T	9-7-4-3	17,174	64 Feb. 27 @	Columbus	1-3	L	27-29-4-4	18,136
24 Nov. 30	CHICAGO	4-1	W	10-7-4-3	18,118	65 Mar. 1	ATLANTA	4-1	W	28-29-4-4	18,118
25 Dec. 5	NASHVILLE	2-3	L	10-8-4-3	15,877	66 Mar. 4	ANAHEIM	1-2	L	28-30-4-4	18,118
26 Dec. 7	COLUMBUS	2-4	L	10-9-4-3	18,118	67 Mar. 6	EDMONTON	1-2	L	28-31-4-4	18,118
27 Dec. 10 @	Nashville	3-0	W	11-9-4-3	10,208	68 Mar. 8	MONTREAL	2-1	W	29-31-4-4	18,118
28 Dec. 11 @	Dallas	3-0	W	12-9-4-3	18,532	69 Mar. 10	DETROIT	2-3	L	29-32-4-4	18,344
29 Dec. 14	PITTSBURGH	3-2 OT	W	13-9-4-3	18,184	70 Mar. 12 @	Tampa Bay	2-4	L	29-33-4-4	17,138
30 Dec. 15 @	Phoenix	1-2	L	13-10-4-3	11,819	71 Mar. 14 @	Washington	3-1	W	30-33-4-4	17,308
31 Dec. 17	ST. LOUIS	6-2	W	14-10-4-3	15,662	72 Mar. 15 @	Carolina	0-0	T	30-33-5-4	16,017
32 Dec. 19	ANAHEIM	5-4	W	15-10-4-3	18,118	73 Mar. 18	CALGARY	1-4	L	30-34-5-4	17,470
33 Dec. 22 @	Chicago	1-3	L	15-11-4-3	15,588	74 Mar. 20	TAMPA BAY	2-2	T	30-34-6-4	17,569
34 Dec. 23 @	St. Louis	0-5	L	15-12-4-3	19,993	75 Mar. 22	BOSTON	3-4 OT	L	30-34-6-5	18,118
35 Dec. 26	PHOENIX	4-3 OT	W	16-12-4-3	18,738	76 Mar. 25	COLUMBUS	1-2	L	30-35-6-5	17,493
36 Dec. 29 @	Colorado	1-6	L	16-13-4-3	18,007	77 Mar. 27 @	Colorado	0-3	L	30-36-6-5	18,007
37 Dec. 30	CHICAGO	0-2	L	16-14-4-3	18,118	78 Mar. 29	VANCOUVER	1-5	L	30-37-6-5	18,118
38 Jan. 2	PHILADELPHIA	1-4	L	16-15-4-3	18,118	79 Mar. 31 @	Phoenix	5-4 OT	W	31-37-6-5	11,802
39 Jan. 4	DALLAS	2-3	L	16-16-4-3	18,118	80 Apr. 2	COLORADO	5-3	W	32-37-6-5	18,393
40 Jan. 6 @	Minnesota	3-2	W	17-16-4-3	18,568	81 Apr. 4 @	Calgary	1-2 OT	L	32-37-6-6	17,003
41 Jan. 7 @	Dallas	4-7	L	17-17-4-3	18,532	82 Apr. 6 @	Vancouver	2-0	W	33-37-6-6	18,514

KINGS 2003-04 SEASON IN REVIEW

Record: 28-29-16-9 (81 points)
Pacific Division Finish: 3rd

General Manager: Dave Taylor
Head Coach: Andy Murray
Captain: Mattias Norstrom

ALL-TIME RECORDS

SCORING											
PLAYER	GP	G	A	PTS	PIM	PLAYER	GP	G	A	PTS	PIM
Luc Robitaille	80	22	29	51	56	John Tripp	34	1	5	6	33
Alexander Frolov	77	24	24	48	24	Tomas Zizka	15	2	3	5	12
Trent Klatt	82	17	26	43	46	Dustin Brown	31	1	4	5	16
Ziggy Palffy	35	16	25	41	12	Jeff Cowan	13	2	1	3	24
Jozef Stumpel	64	8	29	37	16	Aaron Miller	35	1	2	3	32
Derek Armstrong	57	14	21	35	33	Martin Strbak	5	2	0	2	8
Eric Belanger	81	13	20	33	44	Pavel Rosa	2	1	1	2	0
Jaroslav Modry	79	5	27	32	44	Kip Brennan	18	1	0	1	79
Lubomir Visnovsky	58	8	21	29	26	Bryan Muir	2	0	1	1	2
Sean Avery	76	9	19	28	261	Noah Clarke	2	0	1	1	0
Joe Corvo	72	8	17	25	36	Denis Grebeshkov	4	0	1	1	0
Ian Laperriere	62	10	12	22	58	Jerred Smithson	8	0	1	1	4
Michael Cammalleri	31	9	6	15	20	Anson Carter	15	0	1	1	0
Martin Straka	32	6	8	14	4	Maxim Kuznetsov	16	0	1	1	20
Mattias Norstrom	74	1	13	14	44	Brad Norton	20	0	1	1	77
Jon Sim	48	6	7	13	27	Mathieu Chouinard	1	0	0	0	0
Scott Barney	19	5	6	11	4	Milan Hnilicka	2	0	0	0	0
Esa Pirnes	57	3	8	11	12	Steve Kelly	3	0	0	0	0
Nathan Dempsey	17	4	3	7	2	Cristobal Huet	41	0	0	0	4
Brad Chartrand	53	3	4	7	30	Roman Cechmanek	49	0	0	0	2
Tim Gleason	47	0	7	7	21	Team PIM					6
Jason Holland	52	3	3	6	24	Team Totals	82	205	358	563	1,163
GOALTENDER	GP	MIN	GA	SO	EN	SA	S%	AVG	W-L-OT		
Mathieu Chouinard	1	3	0	0	0	2	1,000	0.00	0-0-0		
Cristobal Huet	41	2,199	89	3	7	961	.907	2.43	10-16-10		
Roman Cechmanek	49	2,701	113	5	3	1,198	.906	2.51	18-21-6		
Milan Hnilicka	2	80	5	0	0	42	.881	3.76	0-1-0		
Empty Net Goals			10			10					
Team Totals	82	5,029	217	8	10	2,213	.902	2.59	28-29-16-9		

RESULTS

1 Oct. 9 @ Detroit	2-3	L	0-1-0-0	20,066	42 Jan. 10	COLUMBUS	2-2	T	16-14-8-4	18,118
2 Oct. 10 @ Pittsburgh	3-0	W	1-1-0-0	16,986	43 Jan. 13 @ Nashville	0-0	T	16-14-9-4	10,007	
3 Oct. 12 @ Chicago	4-2	W	2-1-0-0	11,947	44 Jan. 14 @ Minnesota	2-2	T	16-14-10-4	18,528	
4 Oct. 15 OTTAWA	4-3	W	3-1-0-0	18,180	45 Jan. 16 @ Columbus	2-3 OT	L	16-14-10-5	17,238	
5 Oct. 18 BOSTON	3-4	L	3-2-0-0	18,118	46 Jan. 18 @ Chicago	2-1	W	17-14-10-5	13,504	
6 Oct. 21 PHILADELPHIA	4-0	W	4-2-0-0	16,771	47 Jan. 20 CALGARY	4-1	W	18-14-10-5	18,118	
7 Oct. 23 BUFFALO	1-5	L	4-3-0-0	15,752	48 Jan. 22 DETROIT	4-5	L	18-15-10-5	18,118	
8 Oct. 25 CHICAGO	2-3	L	4-4-0-0	18,118	49 Jan. 24 ANAHEIM	4-2	W	19-15-10-5	18,186	
9 Oct. 30 VANCOUVER	1-3	L	4-5-0-0	16,966	50 Jan. 26 MINNESOTA	2-2	T	19-15-11-5	18,118	
10 Nov. 1 PHOENIX	7-3	W	5-5-0-0	18,118	51 Jan. 28 @ Anaheim	4-3 OT	W	20-15-11-5	17,174	
11 Nov. 5 @ Florida	3-2	W	6-5-0-0	13,276	52 Jan. 29 COLORADO	3-3	T	20-15-12-5	18,118	
12 Nov. 6 @ Tampa Bay	1-0 OT	W	7-5-0-0	14,287	53 Jan. 31 @ Edmonton	4-3	W	21-15-12-5	16,839	
13 Nov. 8 @ Carolina	2-3 OT	L	7-5-0-1	13,170	54 Feb. 3 @ Calgary	4-4	T	21-15-13-5	14,169	
14 Nov. 10 @ Washington	3-2	W	8-5-0-1	11,397	55 Feb. 10 @ Minnesota	3-1	W	22-15-13-5	18,568	
15 Nov. 13 TORONTO	4-4	T	8-5-1-1	17,163	56 Feb. 11 @ Columbus	2-3 OT	L	22-15-13-6	16,221	
16 Nov. 15 ST. LOUIS	0-1	L	8-6-1-1	17,462	57 Feb. 13 @ Buffalo	3-8	L	22-16-13-6	18,690	
17 Nov. 19 NASHVILLE	3-0	W	9-6-1-1	16,935	58 Feb. 15 @ New Jersey	2-3 OT	L	22-16-13-7	17,402	
18 Nov. 21 @ Dallas	1-3	L	9-7-1-1	18,225	59 Feb. 16 @ NY Islanders	1-1	T	22-16-14-7	15,369	
19 Nov. 22 @ Colorado	2-0	W	10-7-1-1	18,007	60 Feb. 18 DALLAS	3-4	L	22-17-14-7	18,118	
20 Nov. 25 NEW JERSEY	0-4	L	10-8-1-1	17,067	61 Feb. 21 COLUMBUS	4-3	W	23-17-14-7	18,118	
21 Nov. 27 @ Phoenix	4-6	L	10-9-1-1	13,751	62 Feb. 23 NASHVILLE	3-0	W	24-17-14-7	17,612	
22 Nov. 29 CHICAGO	3-1	W	11-9-1-1	18,118	63 Feb. 25 @ Dallas	1-1	T	24-17-15-7	18,011	
23 Nov. 30 @ Dallas	2-1	W	12-9-1-1	18,198	64 Feb. 28 ANAHEIM	2-1	W	25-17-15-7	18,207	
24 Dec. 2 @ St. Louis	1-4	L	12-10-1-1	15,632	65 Feb. 29 @ Anaheim	3-6	L	25-18-15-7	17,146	
25 Dec. 4 DALLAS	3-0	W	13-10-1-1	17,499	66 Mar. 4 MINNESOTA	1-1	T	25-18-16-7	18,118	
26 Dec. 6 WASHINGTON	7-3	W	14-10-1-1	18,118	67 Mar. 6 MONTREAL	2-4	L	25-19-16-7	18,258	
27 Dec. 8 @ Detroit	2-3 OT	L	14-10-1-2	20,066	68 Mar. 9 PHOENIX	3-2	W	26-19-16-7	18,118	
28 Dec. 10 @ Atlanta	3-4 OT	L	14-10-1-3	11,059	69 Mar. 10 @ Phoenix	3-1	W	27-19-16-7	13,809	
29 Dec. 11 @ Nashville	4-1	W	15-10-1-3	10,076	70 Mar. 13 @ San Jose	1-3	L	27-20-16-7	17,496	
30 Dec. 13 @ St. Louis	1-2	L	15-11-1-3	17,837	71 Mar. 14 ANAHEIM	5-1	W	28-20-16-7	18,118	
31 Dec. 16 EDMONTON	4-2	W	16-11-1-3	18,118	72 Mar. 16 ST. LOUIS	3-5	L	28-21-16-7	18,118	
32 Dec. 18 PHOENIX	4-4	T	16-11-2-3	17,716	73 Mar. 18 SAN JOSE	3-5	L	28-22-16-7	18,118	
33 Dec. 20 COLORADO	3-3	T	16-11-3-3	18,118	74 Mar. 20 DETROIT	2-4	L	28-23-16-7	18,118	
34 Dec. 22 @ Vancouver	4-4	T	16-11-4-3	18,630	75 Mar. 22 EDMONTON	1-2	L	28-24-16-7	18,118	
35 Dec. 26 @ San Jose	0-5	L	16-12-4-3	17,496	76 Mar. 24 @ Vancouver	0-1	L	28-25-16-7	18,630	
36 Dec. 27 SAN JOSE	4-4	T	16-12-5-3	18,743	77 Mar. 26 @ Edmonton	1-3	L	28-26-16-7	16,839	
37 Dec. 30 NY RANGERS	2-3 OT	L	16-12-5-4	18,542	78 Mar. 27 @ Calgary	2-3 OT	L	28-26-16-8	18,419	
38 Dec. 31 @ Phoenix	0-4	L	16-13-5-4	18,106	79 Mar. 29 @ Colorado	1-2	L	28-27-16-8	18,007	
39 Jan. 3 DALLAS	2-2	T	16-13-6-4	18,118	80 Mar. 31 SAN JOSE	0-3	L	28-28-16-8	18,118	
40 Jan. 7 @ Anaheim	4-4	T	16-13-7-4	17,174	81 Apr. 2 CALGARY	2-3	L	28-29-16-8	18,247	
41 Jan. 8 VANCOUVER	1-3	L	16-14-7-4	16,938	82 Apr. 4 @ San Jose	3-4 OT	L	28-29-16-9	17,496	

KINGS 2005-06 SEASON IN REVIEW

Record: 42-35-5 (89 points)
Pacific Division Finish: 4th

General Manager: Dave Taylor
Head Coach: Andy Murray (37-28-5)/
 John Torchetti (5-7-0)
Captain: Mattias Norstrom

SCORING

PLAYER	GP	G	A	PTS	PIM
Lubomir Visnovsky	80	17	50	67	50
Craig Conroy	78	22	44	66	78
Pavol Demitra	58	25	37	62	42
Michael Cammalleri	80	26	29	55	50
Alexander Frolov	69	21	33	54	40
Derek Armstrong	62	13	28	41	46
Joe Corvo	81	14	26	40	38
Sean Avery	75	15	24	39	257
Eric Belanger	65	17	20	37	62
Dustin Brown	79	14	14	28	80
Mattias Norstrom	77	4	23	27	58
Luc Robitaille	65	15	9	24	52
Jeremy Roenick	58	9	13	22	36
Tom Kostopoulos	76	8	14	22	100
Tim Gleason	78	2	19	21	77
Nathan Dempsey	53	2	11	13	48
Jeff Cowan	46	8	1	9	73
Mike Weaver	53	0	9	9	14
Mark Parrish	19	5	3	8	4

PLAYER	GP	G	A	PTS	PIM
Aaron Miller	56	0	8	8	27
Jeff Giuliano	48	3	4	7	26
George Parros	55	2	3	5	138
Mathieu Garon	63	0	3	3	8
Denis Grebeshkov	8	0	2	2	12
Petr Kanko	10	1	0	1	0
Konstantin Pushkarev	1	0	1	1	0
Brent Sopel	11	0	1	1	6
Matt Ryan	12	0	1	1	2
Jason LaBarbera	29	0	1	1	0
Adam Hauser	1	0	0	0	0
Ryan Flinn	2	0	0	0	5
Connor James	2	0	0	0	0
Richard Petiot	2	0	0	0	2
Jeff Tambellini	4	0	0	0	2
Ken Belanger	5	0	0	0	7
Noah Clarke	5	0	0	0	0
Shootout Goals/Team PIM		6		6	34
Team Totals	82	249	431	680	1,474

GOALTENDER	GP	MIN	GA	SO	EN	SA	S%	AVG	W-L-OT
Jason LaBarbera	29	1,433	69	1	5	688	.900	2.89	11-9-2
Mathieu Garon	63	3,446	185	4	4	1,738	.894	3.22	31-26-3
Adam Hauser	1	51	6	0	0	24	.750	7.06	0-0-0
Empty Net Goals			9			9			
Shootout Goals Allowed			1						
Team Totals	82	4,975	270	5	9	2,459	.891#	3.24#	42-35-5

#Shootout Goals Allowed are not included in the Team Save Percentage and Team Goals Against Average.

RESULTS

1 Oct. 5 @ Dallas 4-5 L 0-1-0 18,532	42 Jan. 2 DALLAS 3-2 W* 26-14-2 18,118+
2 Oct. 6 PHOENIX 3-2 W 1-1-0 18,118+	43 Jan. 5 PHOENIX 4-0 W 27-14-2 18,118+
3 Oct. 9 MINNESOTA 2-1 W* 2-1-0 17,725	44 Jan. 7 @ San Jose 2-3 L 27-15-2 17,496
4 Oct. 11 EDMONTON 3-1 W 3-1-0 16,394	45 Jan. 9 @ Anaheim 2-6 L 27-16-2 17,174
5 Oct. 13 DETROIT 2-5 L 3-2-0 18,118+	46 Jan. 12 @ Boston 6-0 W 28-16-2 13,766
6 Oct. 16 COLUMBUS 3-1 W 4-2-0 17,156	47 Jan. 14 @ Buffalo 1-10 L 28-17-2 18,690
7 Oct. 19 @ Colorado 5-4 W 5-2-0 18,007	48 Jan. 17 TAMPA BAY 1-4 L 28-18-2 17,017
8 Oct. 20 @ Dallas 7-2 W 6-2-0 16,624	49 Jan. 19 ATLANTA 8-6 W 29-18-2 18,118+
9 Oct. 23 CALGARY 2-3 L 6-3-0 18,118+	50 Jan. 21 SAN JOSE 3-4 O* 29-18-3 18,118+
10 Oct. 25 ANAHEIM 3-1 W 7-3-0 18,118+	51 Jan. 23 ANAHEIM 3-2 W** 30-18-3 18,118+
11 Oct. 28 SAN JOSE 4-5 L 7-4-0 18,118+	52 Jan. 24 @ San Jose 1-4 L 30-19-3 16,166
12 Oct. 29 ST. LOUIS 5-2 W 8-4-0 17,506	53 Jan. 26 EDMONTON 3-5 L 30-20-3 18,118+
13 Nov. 2 @ Dallas 6-3 W 9-4-0 15,732	54 Jan. 28 ANAHEIM 2-6 L 30-21-3 18,118+
14 Nov. 3 @ Phoenix 0-4 L 9-5-0 14,626	55 Jan. 30 @ Anaheim 3-4 O** 30-21-4 17,174
15 Nov. 5 NASHVILLE 3-2 W** 10-5-0 17,556	56 Feb. 2 @ Phoenix 1-2 O** 30-21-5 14,372
16 Nov. 9 @ Detroit 4-5 O* 10-5-1 20,066	57 Feb. 7 @ Minnesota 1-5 L 30-22-5 18,568
17 Nov. 11 @ Chicago 4-2 W 11-5-1 18,376	58 Feb. 8 @ Columbus 4-7 L 30-23-5 16,162
18 Nov. 13 @ Columbus 8-2 W 12-5-1 16,174	59 Feb. 11 CHICAGO 5-4 W* 31-23-5 18,118+
19 Nov. 15 @ Nashville 2-3 L 12-6-1 10,779	60 Feb. 12 DALLAS 6-5 W 32-23-5 18,118+
20 Nov. 17 VANCOUVER 5-4 W 13-6-1 18,118+	61 Mar. 2 MINNESOTA 3-2 W 33-23-5 18,118+
21 Nov. 19 COLORADO 4-3 W 14-6-1 18,118+	62 Mar. 4 COLUMBUS 3-2 W 34-23-5 17,238
22 Nov. 22 @ St. Louis 6-3 W 15-6-1 14,306	63 Mar. 7 @ Minnesota 3-2 W* 35-23-5 18,568
23 Nov. 24 @ Nashville 3-4 L 15-7-1 16,810	64 Mar. 9 @ Detroit 3-7 L 35-24-5 20,066
24 Nov. 26 CHICAGO 3-2 W 16-7-1 18,118+	65 Mar. 11 @ St. Louis 2-1 W** 36-24-5 15,296
25 Nov. 28 DETROIT 2-5 L 16-8-1 18,118+	66 Mar. 13 @ San Jose 3-4 L 36-25-5 15,684
26 Nov. 30 @ Chicago 2-3 L 16-9-1 14,833	67 Mar. 14 PHOENIX 2-6 L 36-26-5 18,118+
27 Dec. 2 @ Ottawa 1-5 L 16-10-1 19,671	68 Mar. 16 DALLAS 1-4 L 36-27-5 18,017
28 Dec. 3 @ Montreal 2-3 L 16-11-1 21,273	69 Mar. 18 ST. LOUIS 3-1 W 37-27-5 18,118+
29 Dec. 6 @ Toronto 2-1 W 17-11-1 19,403	70 Mar. 20 COLORADO 0-5 L 37-28-5 18,118+
30 Dec. 8 CAROLINA 3-1 L 17-12-1 17,010	71 Mar. 25 NASHVILLE 6-4 W 38-28-5 18,118+
31 Dec. 10 FLORIDA 3-1 W 18-12-1 16,827	72 Mar. 27 @ Vancouver 4-7 L 38-29-5 18,630
32 Dec. 14 WASHINGTON 2-3 L 18-13-1 17,217	73 Mar. 29 @ Calgary 1-2 L 38-30-5 19,289
33 Dec. 16 @ Anaheim 4-3 W** 19-13-1 17,174	74 Mar. 30 @ Edmonton 0-4 L 38-31-5 16,839
34 Dec. 17 PHOENIX 4-1 W 20-13-1 18,118+	75 Apr. 1 DALLAS 1-0 W 39-31-5 18,118+
35 Dec. 19 @ Vancouver 4-3 W** 21-13-1 18,630	76 Apr. 3 VANCOUVER 1-0 W 40-31-5 17,196
36 Dec. 21 @ Calgary 5-2 W 22-13-1 19,289	77 Apr. 4 @ Anaheim 2-6 L 40-32-5 17,174
37 Dec. 23 @ Edmonton 3-5 L 22-14-1 16,839	78 Apr. 6 SAN JOSE 0-5 L 40-33-5 18,118+
38 Dec. 26 SAN JOSE 4-3 W 23-14-1 18,118+	79 Apr. 8 ANAHEIM 2-4 L 40-34-5 17,242
39 Dec. 28 @ Colorado 5-3 W 24-14-1 18,007	80 Apr. 13 @ Phoenix 0-3 L 40-35-5 17,386
40 Dec. 29 @ Phoenix 5-6 O* 24-14-2 17,799	81 Apr. 15 CALGARY 2-1 W** 41-35-5 18,118+
41 Dec. 31 @ Dallas 3-2 W 25-14-2 18,584	82 Apr. 17 @ San Jose 4-0 W 42-35-5 17,496

*overtime **shootout +home sellout

KINGS 2006-07 SEASON IN REVIEW

Record: 27-41-14 (68 points)
Pacific Division Finish: 4th

General Manager: Dean Lombardi
Head Coach: Marc Crawford
Captain: Mattias Norstrom

ALL-TIME RECORDS

SCORING

PLAYER	GP	G	A	PTS	PIM	PLAYER	GP	G	A	PTS	PIM
Michael Cammalleri	81	34	46	80	48	Konstantin Pushkarev	16	2	2	4	8
Alexander Frolov	82	35	36	71	34	Oleg Tverdokovsky	26	0	4	4	10
Anze Kopitar	72	20	41	61	24	John Zeiler	23	1	2	3	22
Lubomir Visnovsky	69	18	40	58	26	Noah Clarke	13	2	0	2	4
Dustin Brown	81	17	29	46	54	Peter Harrold	12	0	2	2	8
Derek Armstrong	67	11	33	44	62	Marty Murray	19	0	2	2	4
Rob Blake	72	14	20	34	82	Jeff Cowan	21	0	2	2	32
Sean Avery	55	10	18	28	116	Alyn McCauley	10	1	0	1	2
Brent Sopel	44	4	19	23	14	Jason Ward	7	0	1	1	4
Tom Kostopoulos	76	7	15	22	73	Sean Burke	23	0	1	1	4
Brian Willisie	81	11	10	21	49	Dan Cloutier	24	0	1	1	21
Patrick O'Sullivan	44	5	14	19	14	Mathieu Garon	32	0	1	1	6
Craig Conroy	52	5	11	16	38	Shay Stephenson	2	0	0	0	0
Scott Thornton	58	7	6	13	85	Yutaka Fukufuji	4	0	0	0	0
Kevin Dallman	53	1	9	10	12	Lauri Tukonen	4	0	0	0	0
Jamie Lundmark	29	7	2	9	25	Tim Jackman	5	0	0	0	10
Mike Weaver	39	3	6	9	16	Joe Piskula	5	0	0	0	6
Mattias Norstrom	62	2	7	9	40	Gabe Gauthier	5	0	0	0	2
Raitis Ivanans	66	4	4	8	140	Jack Johnson	5	0	0	0	18
Jamie Heward	19	2	6	8	20	Barry Brust	11	0	0	0	2
Jaroslav Modry	19	0	8	8	22	Shootout Goals/Team PIM	4			4	24
Aaron Miller	82	0	8	8	60	Team Totals	82	227	406	633	1,239

GOALTENDER

GOALTENDER	GP	MIN	GA	SO	EN	SA	S%	AVG	W-L-OT
Mathieu Garon	32	1,779	79	2	3	849	.907	2.66	13-10-6
Sean Burke	23	1,310	68	1	2	687	.901	3.11	6-10-5
Barry Brust	11	486	30	0	2	245	.878	3.70	2-4-1
Dan Cloutier	24	1,281	85	0	1	608	.860	3.98	6-14-2
Yutaka Fukufuji	4	96	7	0	0	43	.837	4.37	0-3-0
Empty Net Goals			8			8			
Shootout Goals Allowed			6						
Team Totals	82	4,992	283	3	8	2,440	.886#	3.33#	27-41-14

#Shootout Goals Allowed are not included in the Team Save Percentage and Team Goals Against Average.

RESULTS

1 Oct. 6 @ Anaheim	3-4	L	0-1-0	17,174	42 Jan. 3	COLUMBUS	3-0	W	15-22-5	16,451
2 Oct. 7 ST. LOUIS	4-1	W	1-1-0	18,118+	43 Jan. 6	DETROIT	4-2	W	16-22-5	18,118+
3 Oct. 10 NY ISLANDERS	4-2	W	2-1-0	14,394	44 Jan. 8	EDMONTON	1-2	O*	16-22-6	16,224
4 Oct. 12 DALLAS	1-4	L	2-2-0	14,167	45 Jan. 11	SAN JOSE	2-5	L	16-23-6	17,054
5 Oct. 14 DALLAS	1-4	L	2-3-0	17,052	46 Jan. 13 @ St. Louis	5-6	L	16-24-6	17,868	
6 Oct. 16 DETROIT	1-3	L	2-4-0	17,417	47 Jan. 15 @ Dallas	1-3	L	16-25-6	17,992	
7 Oct. 18 MINNESOTA	1-2	O*	2-4-1	14,617	48 Jan. 16 @ Atlanta	1-6	L	16-26-6	13,205	
8 Oct. 19 @ Phoenix	4-0	W	3-4-1	12,714	49 Jan. 18 ST. LOUIS	1-3	L	16-27-6	16,544	
9 Oct. 22 ANAHEIM	2-3	O**	3-4-2	18,118+	50 Jan. 20	PHOENIX	2-3	L	16-28-6	18,346+
10 Oct. 23 @ Colorado	1-6	L	3-5-2	17,284	51 Jan. 26 @ Vancouver	3-2	W*	17-28-6	18,630	
11 Oct. 25 @ Minnesota	1-3	L	3-6-2	18,568	52 Jan. 27 @ Edmonton	3-4	L	17-29-6	16,839	
12 Oct. 27 @ Columbus	0-2	L	3-7-2	16,087	53 Jan. 30 @ Calgary	1-4	L	17-30-6	19,289	
13 Oct. 28 @ Dallas	2-3	L	3-8-2	17,711	54 Feb. 1	CHICAGO	2-3	O*	17-30-7	16,958
14 Oct. 30 NY RANGERS	4-1	W	4-8-2	17,236	55 Feb. 3 @ Florida	7-0	W	18-30-7	15,108	
15 Nov. 1 PITTSBURGH	3-4	O*	4-8-3	18,118+	56 Feb. 6 @ Tampa Bay	2-3	O**	18-30-8	18,273	
16 Nov. 4 @ Phoenix	4-6	L	4-9-3	14,631	57 Feb. 8 @ Washington	3-4	O*	18-30-9	15,527	
17 Nov. 7 @ Colorado	6-5	W	5-9-3	17,196	58 Feb. 10 @ Nashville	4-1	W	19-30-9	17,113	
18 Nov. 9 SAN JOSE	3-7	L	5-10-3	16,618	59 Feb. 13 @ Carolina	1-2	L	19-31-9	15,765	
19 Nov. 11 MINNESOTA	2-3	O**	5-10-4	17,479	60 Feb. 17 ANAHEIM	4-3	O**	19-31-10	18,118+	
20 Nov. 13 SAN JOSE	4-2	W	6-10-4	16,667	61 Feb. 18 @ Anaheim	4-3	W**	20-31-10	17,363	
21 Nov. 16 PHILADELPHIA	3-4	L	6-11-4	16,446	62 Feb. 22 VANCOUVER	2-3	L	20-32-10	17,737	
22 Nov. 18 PHOENIX	5-3	W	7-11-4	14,487	63 Feb. 24 COLORADO	6-5	W**	21-32-10	18,118+	
23 Nov. 22 @ San Jose	3-6	L	7-12-4	17,496	64 Mar. 1 ANAHEIM	4-3	W*	22-32-10	17,620	
24 Nov. 24 @ Dallas	3-5	L	7-13-4	18,532	65 Mar. 3 NASHVILLE	3-6	L	22-33-10	16,854	
25 Nov. 25 CALGARY	3-1	W	8-13-4	17,043	66 Mar. 6 @ Chicago	0-3	L	22-34-10	9,118	
26 Nov. 27 NEW JERSEY	3-2	W**	9-13-4	16,223	67 Mar. 7 @ Columbus	2-3	O*	22-34-11	15,154	
27 Nov. 30 @ Phoenix	4-7	L	9-14-4	11,526	68 Mar. 9 @ Detroit	2-3	O*	22-34-12	20,066	
28 Dec. 2 ANAHEIM	3-4	L	9-15-4	16,141	69 Mar. 11 @ Dallas	3-4	O*	22-34-13	17,478	
29 Dec. 3 @ Anaheim	3-2	W	10-15-4	17,174	70 Mar. 12 EDMONTON	5-1	W	23-34-13	16,954	
30 Dec. 7 NASHVILLE	1-4	L	10-16-4	15,119	71 Mar. 15 CHICAGO	3-4	O**	23-34-14	16,110	
31 Dec. 9 COLORADO	5-4	W	11-16-4	17,079	72 Mar. 17 COLUMBUS	5-3	W	24-34-14	17,197	
32 Dec. 12 SAN JOSE	1-3	L	11-17-4	15,204	73 Mar. 18 @ Anaheim	5-3	W	25-34-14	17,174	
33 Dec. 14 @ San Jose	4-2	W	12-17-4	17,496	74 Mar. 21 DALLAS	2-4	L	25-35-14	17,838	
34 Dec. 16 DALLAS	3-4	O**	12-17-5	15,846	75 Mar. 23 @ Chicago	2-1	L	26-35-14	13,133	
35 Dec. 19 CALGARY	3-5	L	12-18-5	17,247	76 Mar. 24 @ Minnesota	1-4	L	26-36-14	18,568	
36 Dec. 21 @ St. Louis	2-5	L	12-19-5	10,390	77 Mar. 27 @ San Jose	1-3	L	26-37-14	17,496	
37 Dec. 23 @ Nashville	0-7	L	12-20-5	14,739	78 Mar. 29 VANCOUVER	4-4	L	26-38-14	17,916	
38 Dec. 26 PHOENIX	4-3	W**	13-20-5	18,118+	79 Apr. 1 @ San Jose	2-6	L	26-39-14	17,496	
39 Dec. 28 @ Edmonton	7-4	W	14-20-5	16,839	80 Apr. 3 @ Vancouver	2-4	L	26-40-14	18,630	
40 Dec. 29 @ Calgary	4-6	L	14-21-5	19,289	81 Apr. 5 @ Phoenix	2-3	L	26-41-14	15,965	
41 Dec. 31 @ Detroit	2-6	L	14-22-5	20,066	82 Apr. 7 PHOENIX	3-2	W	27-41-14	18,118+	

*overtime **shootout +home sellout

KINGS 2007-08 SEASON IN REVIEW

Record: 32-43-7 (71 points)
Pacific Division Finish: 5th

General Manager: Dean Lombardi
Head Coach: Marc Crawford
Captain: Rob Blake

SCORING

PLAYER	GP	G	A	PTS	PIM	PLAYER	GP	G	A	PTS	PIM
Anze Kopitar	82	32	45	77	22	Jeff Giuliano	53	0	6	6	14
Alexander Frolov	71	23	44	67	22	Brian Boyle	8	4	1	5	4
Dustin Brown	78	33	27	60	55	Peter Harrold	25	2	3	5	2
Patrick O'Sullivan	82	22	31	53	36	Teddy Purcell	10	1	2	3	0
Michael Cammalleri	63	19	28	47	30	Matt Ellis	19	1	1	2	14
Lubomir Visnovsky	82	8	33	41	34	Brady Murray	4	1	0	1	6
Derek Armstrong	77	8	27	35	63	John Zeiler	36	0	1	1	23
Rob Blake	71	9	22	31	98	Lauri Tukonen	1	0	0	0	0
Ladislav Nagy	38	9	17	26	18	Daniel Taylor	1	0	0	0	0
Tom Preissing	77	8	16	24	16	Gabe Gauthier	3	0	0	0	0
Michal Handzus	82	7	14	21	45	Jonathan Quick	3	0	0	0	0
Brad Stuart	63	5	16	21	67	Jonathan Bernier	4	0	0	0	0
Kyle Calder	65	7	13	20	18	Dan Cloutier	9	0	0	0	2
Brian Willisie	53	4	8	12	30	Erik Erberg	14	0	0	0	0
Jack Johnson	74	3	8	11	76	Jean-Sebastien Aubin	19	0	0	0	0
Matt Moulson	22	5	4	9	4	Jon Klemm	22	0	0	0	10
Raitis Ivanans	73	6	2	8	134	Jason LaBarbera	45	0	0	0	2
Scott Thornton	47	5	3	8	39	Shootout Goals/Team PIM	5			5	24
Kevin Dallman	34	3	4	7	4	Team Totals	82	231	381	612	954
Jaroslav Modry	61	1	5	6	42						

GOALTENDER

PLAYER	GP	MIN	GA	SO	EN	SA	S%	AVG	W-L-OT
Erik Erberg	14	799	33	2	1	452	.927	2.48	6-5-3
Jason LaBarbera	45	2,421	121	1	3	1,341	.910	3.00	17-23-2
Jean-Sebastien Aubin	19	828	44	0	3	385	.886	3.19	5-6-1
Dan Cloutier	9	489	28	0	1	247	.887	3.44	2-4-1
Jonathan Quick	3	141	9	0	0	62	.855	3.83	1-2-0
Jonathan Bernier	4	238	16	0	2	118	.864	4.03	1-3-0
Daniel Taylor	1	20	2	0	0	10	.800	6.00	0-0-0
Empty Net Goals			10			10			
Shootout Goals Allowed			3						
Team Totals	82	4,977	266	3	10	2,625	900#	3.17#	32-43-7

#Shootout Goals Allowed are not included in the Team Save Percentage and Team Goals Against Average.

RESULTS

1 Sept. 29	ANAHEIM^	4-1	W	1-0-0	17,551	42 Jan. 3	COLUMBUS	3-4	L	15-25-2	14,173
2 Sept. 30 @	Anaheim^	1-4	L	1-1-0	17,300	43 Jan. 5	CALGARY	4-6	L	15-26-2	18,118+
3 Oct. 6	ST. LOUIS	3-5	L	1-2-0	18,118+	44 Jan. 8	NASHVILLE	0-7	L	15-27-2	14,751
4 Oct. 10 @	Dallas	1-5	L	1-3-0	16,129	45 Jan. 10	TORONTO	5-2	W	16-27-2	18,118+
5 Oct. 12	BOSTON	6-8	L	1-4-0	17,064	46 Jan. 12	DALLAS	4-3	W**	17-27-2	16,916
6 Oct. 14	DETROIT	1-4	L	1-5-0	17,215	47 Jan. 15 @	Edmonton	3-1	W	18-27-2	16,839
7 Oct. 16	MINNESOTA	4-3	W**	2-5-0	14,239	48 Jan. 18 @	Calgary	1-6	L	18-28-2	19,289
8 Oct. 18 @	Calgary	3-4	L	2-6-0	19,289	49 Jan. 19 @	Vancouver	4-3	W	19-28-2	18,630
9 Oct. 19 @	Vancouver	4-2	W	3-6-0	18,630	50 Jan. 22	DETROIT	0-3	L	19-29-2	18,118+
10 Oct. 23	NASHVILLE	6-0	W	4-6-0	14,026	51 Jan. 24	ANAHEIM	3-1	W	20-29-2	18,118+
11 Oct. 25	DALLAS	2-1	W	5-6-0	14,559	52 Jan. 29 @	Philadelphia	3-3	O*	20-29-3	19,127
12 Oct. 27	EDMONTON	4-1	W	6-6-0	16,173	53 Jan. 31 @	NY Islanders	3-1	W	21-29-3	10,148
13 Oct. 31	COLUMBUS	1-4	L	6-7-0	11,491	54 Feb. 2 @	New Jersey	3-6	L	21-30-3	15,279
14 Nov. 2 @	San Jose	5-2	W	7-7-0	17,496	55 Feb. 5 @	NY Rangers	4-2	W	22-30-3	18,200
15 Nov. 3	SAN JOSE	1-3	L	7-8-0	18,118+	56 Feb. 7 @	Detroit	5-3	W	23-30-3	18,852
16 Nov. 10	DALLAS	6-5	W*	8-6-0	18,118+	57 Feb. 9 @	Pittsburgh	2-4	L	23-31-3	17,034
17 Nov. 13 @	Anaheim	3-6	O**	8-8-1	17,174	58 Feb. 10 @	Columbus	2-2	W**	24-31-3	15,823
18 Nov. 15	ANAHEIM	3-6	L	8-9-1	18,118+	59 Feb. 12 @	St. Louis	2-4	L	24-32-3	15,688
19 Nov. 17	PHOENIX	0-1	L	8-10-1	15,659	60 Feb. 15	CALGARY	6-3	W	25-32-3	18,118+
20 Nov. 19 @	Dallas	0-3	L	8-11-1	17,208	61 Feb. 16 @	Phoenix	3-4	L	25-33-3	17,997
21 Nov. 21 @	Phoenix	1-4	L	8-12-1	12,161	62 Feb. 18	PHOENIX	0-4	L	25-34-3	16,617
22 Nov. 24 @	San Jose	2-1	W	9-12-1	17,496	63 Feb. 21	ST. LOUIS	5-1	W	26-34-3	14,132
23 Nov. 25 @	Anaheim	2-3	L	9-13-1	17,174	64 Feb. 23	CHICAGO	5-6	O*	26-34-4	18,118+
24 Nov. 28 @	San Jose	3-2	W**	10-13-1	17,071	65 Feb. 28 @	Edmonton	4-5	L	26-35-4	16,839
25 Dec. 1	COLORADO	2-5	L	10-14-1	17,297	66 Mar. 1 @	Colorado	2-5	L	26-36-4	18,007
26 Dec. 3	EDMONTON	3-4	O**	10-14-2	14,193	67 Mar. 2 @	Minnesota	1-2	O*	26-36-5	18,568
27 Dec. 5 @	Phoenix	1-4	L	10-15-2	11,401	68 Mar. 4 @	St. Louis	2-3	L	26-37-5	14,973
28 Dec. 6	BUFFALO	8-2	W	11-15-2	15,980	69 Mar. 6	OTTAWA	2-0	W	27-37-5	17,580
29 Dec. 8	PHOENIX	2-4	L	11-16-2	16,053	70 Mar. 8	MONTREAL	2-5	L	27-38-5	18,118+
30 Dec. 10	VANCOUVER	4-2	W	12-16-2	15,087	71 Mar. 10	VANCOUVER	1-2	O*	27-38-6	14,653
31 Dec. 12 @	Chicago	3-6	L	12-17-2	12,534	72 Mar. 13 @	Nashville	4-1	W	28-38-6	15,853
32 Dec. 13 @	Dallas	1-4	L	12-18-2	17,913	73 Mar. 15 @	Minnesota	0-2	L	28-39-6	18,568
33 Dec. 15	MINNESOTA	1-4	L	12-19-2	16,648	74 Mar. 18	SAN JOSE	1-2	L	28-40-6	16,784
34 Dec. 17	COLORADO	2-4	L	12-20-2	16,647	75 Mar. 20 @	Phoenix	6-5	W**	29-40-6	14,852
35 Dec. 19 @	Detroit	2-6	L	12-21-2	19,516	76 Mar. 22 @	Dallas	4-2	W	30-40-6	18,532
36 Dec. 21 @	Columbus	1-2	L	12-22-2	14,034	77 Mar. 26 @	Anaheim	1-2	O**	30-40-7	17,331
37 Dec. 22 @	Nashville	3-4	L	12-23-2	15,698	78 Mar. 27	PHOENIX	4-0	W	31-40-7	17,331
38 Dec. 26	SAN JOSE	2-3	L	12-24-2	18,118+	79 Mar. 29	DALLAS	2-7	L	31-41-7	17,849
39 Dec. 29 @	Colorado	3-1	W	13-24-2	17,256	80 Apr. 1 @	San Jose	2-5	L	31-42-7	17,496
40 Dec. 30 @	Chicago	3-2	W*	14-24-2	21,715	81 Apr. 3	SAN JOSE	4-2	W	32-42-7	17,759
41 Jan. 1	CHICAGO	9-2	W	15-24-2	16,916	82 Apr. 5	ANAHEIM	3-4	L	32-43-7	18,118+

*overtime **shootout +home sellout ^Games played in London, England

KINGS 2008-09 SEASON IN REVIEW

Record: 34-37-11 (79 points)
Pacific Division Finish: 5th

General Manager: Dean Lombardi
Head Coach: Terry Murray
Captain: Dustin Brown

ALL-TIME RECORDS

SCORING

PLAYER	GP	G	A	PTS	PIM	PLAYER	GP	G	A	PTS	PIM
Anze Kopitar	82	27	39	66	32	Tom Preissing	22	3	4	7	6
Alexander Frolov	77	32	27	59	30	Brian Boyle	28	4	1	5	42
Dustin Brown	80	24	29	53	64	Brad Richardson	31	0	5	5	11
Michal Handzus	82	18	24	42	32	Denis Gauthier	65	2	2	4	90
Jarret Stoll	74	18	23	41	68	Justin Williams	12	1	3	4	8
Kyle Quincey	72	4	34	38	63	Trevor Lewis	6	1	2	3	0
Patrick O'Sullivan	62	14	23	37	16	Davis Drewiske	17	0	3	3	18
Kyle Calder	74	8	19	27	41	Raitis Ivanans	76	2	0	2	145
Drew Doughty	81	6	21	27	56	Matt Moulson	7	1	0	1	2
Wayne Simmonds	82	9	14	23	73	John Zeiler	27	0	1	1	42
Teddy Purcell	40	4	12	16	4	Jonathan Quick	44	0	1	1	0
Oscar Moller	40	7	8	15	16	Kevin Westgarth	9	0	0	0	9
Matt Greene	82	2	12	14	111	Jason LaBarbera	19	0	0	0	2
Peter Harrold	69	4	8	12	28	Erik Ernsberg	28	0	0	0	2
Sean O'Donnell	82	0	12	12	71	Shootout Goals/Team PIM	5			5	16
Jack Johnson	41	6	5	11	46	Team Totals	82	207	336	543	1,207
Derek Armstrong	56	5	4	9	63						

GOALTENDER

PLAYER	GP	MIN	GA	SO	EN	SA	S%	AVG	W-L-OT
Jonathan Quick	44	2,495	103	4	6	1,200	.914	2.48	21-18-2
Erik Ernsberg	28	1,477	65	0	4	651	.900	2.64	8-11-5
Jason LaBarbera	19	995	47	2	1	439	.893	2.83	5-8-4
Empty Net Goals			11			11			
Shootout Goals Allowed			8						
Team Totals	82	5,002	234	6	11	2,301	.902#	2.71#	34-37-11

#Shootout Goals Allowed are not included in the Team Save Percentage and Team Goals Against Average.

RESULTS

1 Oct. 11 @	San Jose	1-3	L	0-1-0	17,496	42 Jan. 12	TAMPA BAY	1-3	L	17-19-6	16,511
2 Oct. 12	SAN JOSE	0-1	L	0-2-0	18,118+	43 Jan. 15	DETROIT	0-4	L	17-20-6	18,118+
3 Oct. 14	ANAHEIM	6-3	W	1-2-0	14,451	44 Jan. 17 @	Dallas	3-0	O**	17-20-7	18,532
4 Oct. 17	CAROLINA	4-3	W*	2-2-0	14,194	45 Jan. 20 @	Minnesota	5-2	W	18-20-7	18,568
5 Oct. 20	COLORADO	3-4	L	2-3-0	13,891	46 Jan. 21 @	Colorado	6-5	W	19-20-7	13,289
6 Oct. 24 @	St. Louis	4-0	W	3-3-0	19,150	47 Jan. 29	CHICAGO	5-2	W	20-20-7	18,118+
7 Oct. 25 @	Nashville	4-5	L	3-4-0	14,704	48 Jan. 31 @	Montreal	3-4	L	20-21-7	21,273
8 Oct. 27	DETROIT	3-4	O**	3-4-1	17,671	49 Feb. 3 @	Ottawa	1-0	W	21-21-7	18,054
9 Oct. 30	VANCOUVER	0-4	L	3-5-1	13,652	50 Feb. 5 @	Washington	5-4	W	22-21-7	18,277
10 Nov. 1	CALGARY	2-3	L	3-6-1	16,279	51 Feb. 7 @	New Jersey	3-1	W	23-21-7	17,056
11 Nov. 4	ANAHEIM	0-1	O*	3-6-2	14,327	52 Feb. 10 @	NY Islanders	4-3	W**	24-21-7	12,330
12 Nov. 6	FLORIDA	3-2	W	4-6-2	11,267	53 Feb. 12	CALGARY	0-2	L	24-22-7	17,286
13 Nov. 8	ST. LOUIS	5-3	W	5-6-2	17,182	54 Feb. 14	EDMONTON	2-3	O**	24-22-8	18,118+
14 Nov. 11	DALLAS	3-2	W**	6-6-2	13,823	55 Feb. 16	ATLANTA	6-7	O**	24-22-9	18,118+
15 Nov. 13 @	Dallas	3-2	W	7-6-2	17,675	56 Feb. 18 @	Anaheim	4-3	W	25-22-9	17,089
16 Nov. 15	NASHVILLE	1-3	L	7-7-2	14,135	57 Feb. 19 @	San Jose	2-4	L	25-23-9	17,496
17 Nov. 16 @	Anaheim	0-2	L	7-8-2	17,174	58 Feb. 21	PHOENIX	3-6	L	25-24-9	17,177
18 Nov. 20	WASHINGTON	5-2	W	8-8-2	17,428	59 Feb. 24 @	Minnesota	2-1	W**	26-24-9	18,568
19 Nov. 22	COLORADO	3-4	O**	8-8-3	18,118+	60 Feb. 25 @	Philadelphia	0-2	L	26-25-9	19,568
20 Nov. 25 @	Calgary	2-6	L	8-9-3	19,289	61 Feb. 27 @	Detroit	1-2	L	26-26-9	20,066
21 Nov. 26 @	Edmonton	2-1	W	9-9-3	16,839	62 Mar. 1 @	Chicago	2-4	L	26-27-9	21,386
22 Nov. 29	CHICAGO	5-2	W	10-9-3	16,147	63 Mar. 3 @	Columbus	4-5	L	26-28-9	15,049
23 Dec. 1	TORONTO	1-3	L	10-10-3	15,052	64 Mar. 5	DALLAS	5-4	W*	27-28-9	17,430
24 Dec. 2 @	Phoenix	2-4	L	10-11-3	11,473	65 Mar. 7	MINNESOTA	4-3	W	28-28-9	18,118+
25 Dec. 5	EDMONTON	4-5	O**	10-11-4	14,920	66 Mar. 9	VANCOUVER	3-2	W	29-28-9	16,995
26 Dec. 6	COLUMBUS	3-0	W	11-11-4	15,235	67 Mar. 13 @	Vancouver	2-4	L	29-29-9	18,630
27 Dec. 9 @	Colorado	1-6	L	11-12-4	14,122	68 Mar. 14 @	San Jose	1-2	O**	29-29-10	17,496
28 Dec. 11	ST. LOUIS	6-2	W	12-12-4	13,851	69 Mar. 16	NASHVILLE	3-4	L	29-30-10	17,810
29 Dec. 13	MINNESOTA	3-1	W	13-12-4	14,857	70 Mar. 19 @	Boston	3-2	W*	30-30-10	17,565
30 Dec. 15	SAN JOSE	2-3	O**	13-12-5	16,005	71 Mar. 20 @	Pittsburgh	1-4	L	30-31-10	17,132
31 Dec. 17	NY RANGERS	2-3	O*	13-12-6	17,166	72 Mar. 22 @	Chicago	1-4	L	30-32-10	21,629
32 Dec. 19 @	Buffalo	0-5	L	13-13-6	18,147	73 Mar. 24 @	St. Louis	0-2	L	30-33-10	19,150
33 Dec. 20 @	Detroit	4-6	L	13-14-6	19,784	74 Mar. 26 @	Dallas	1-0	W**	31-33-10	16,908
34 Dec. 23 @	Columbus	3-0	W	14-14-6	15,145	75 Mar. 28 @	Nashville	3-4	O*	31-33-11	17,113
35 Dec. 26	PHOENIX	1-2	L	14-15-6	18,118+	76 Mar. 31	DALLAS	1-3	L	31-34-11	17,648
36 Dec. 27 @	Phoenix	4-0	W	15-15-6	16,199	77 Apr. 2 @	Phoenix	1-2	L	31-35-11	13,177
37 Dec. 29	COLUMBUS	0-2	L	15-16-6	18,118+	78 Apr. 4	PHOENIX	6-1	W	32-35-11	18,118+
38 Jan. 3	PHILADELPHIA	2-1	W**	16-16-6	18,118+	79 Apr. 6 @	Calgary	1-4	L	32-36-11	19,289
39 Jan. 6 @	Anaheim	1-3	L	16-17-6	17,174	80 Apr. 7 @	Edmonton	2-1	W	33-36-11	16,839
40 Jan. 8	ANAHEIM	4-3	W	17-17-6	18,118+	81 Apr. 9 @	Vancouver	0-1	L	33-37-11	18,630
41 Jan. 10	NEW JERSEY	1-5	L	17-18-6	18,118+	82 Apr. 11	SAN JOSE	4-3	W	34-37-11	18,118+

*overtime **shootout +home sellout

KINGS 2009-10 SEASON IN REVIEW

Record: 46-27-9 (101 points)
Pacific Division Finish: 3rd

General Manager: Dean Lombardi
Head Coach: Terry Murray
Captain: Dustin Brown

SCORING

PLAYER	GP	G	A	PTS	PIM
Anze Kopitar	82	34	47	81	16
Drew Doughty	82	16	43	59	54
Dustin Brown	82	24	32	56	41
Ryan Smyth	67	22	31	53	42
Alexander Frolov	81	19	32	51	26
Jarret Stoll	73	16	31	47	40
Michal Handzus	81	20	22	42	38
Wayne Simmonds	78	16	24	40	116
Jack Johnson	80	8	28	36	48
Justin Williams	49	10	19	29	39
Brad Richardson	81	11	16	27	37
Scott Parse	59	11	13	24	22
Randy Jones	48	5	16	21	28
Sean O'Donnell	78	3	12	15	70
Rob Scuderi	73	0	11	11	21
Matt Greene	75	2	7	9	83
Davis Drewiske	42	1	7	8	14
Oscar Moller	34	4	3	7	4

PLAYER	GP	G	A	PTS	PIM
Teddy Purcell	41	3	3	6	4
Fredrik Modin	20	3	2	5	14
Peter Harrod	39	1	2	3	8
Brandon Segal	25	1	1	2	20
Rich Clune	14	0	2	2	26
Jeff Halpern	16	0	2	2	12
Corey Elkins	3	1	0	1	0
Jonathan Bernier	3	0	1	1	0
Jonathan Quirk	72	0	1	1	2
Marc-Andre Cliche	1	0	0	0	0
Andrei Loktionov	1	0	0	0	0
Brayden Schenn	1	0	0	0	0
Alec Martinez	4	0	0	0	2
Trevor Lewis	5	0	0	0	0
Erik Ersberg	11	0	0	0	0
Raitis Ivanans	61	0	0	0	136
Shootout Goals/Team PIM	10			10	16
Team Totals	82	241	408	649	979

GOALTENDER

PLAYER	GP	MIN	GA	SO	EN	SA	S%	AVG	W-L-OT
Jonathan Bernier	3	185	4	1	0	94	.957	1.30	3-0-0
Erik Ersberg	11	551	22	0	0	234	.906	2.40	4-3-2
Jonathan Quirk	72	4,258	180	4	5	1,927	.907	2.54	39-24-7
Empty Net Goals			5			5			
Shootout Goals Allowed			8						
Team Totals	82	5,020	219	5	5	2,260	.907#	2.52#	46-27-9

PLAYER	GP	MIN	GA	SO	EN	SA	S%	AVG	W-L-OT
Jonathan Bernier	3	185	4	1	0	94	.957	1.30	3-0-0
Erik Ersberg	11	551	22	0	0	234	.906	2.40	4-3-2
Jonathan Quirk	72	4,258	180	4	5	1,927	.907	2.54	39-24-7
Empty Net Goals			5			5			
Shootout Goals Allowed			8						
Team Totals	82	5,020	219	5	5	2,260	.907#	2.52#	46-27-9

#Shootout Goals Allowed are not included in the Team Save Percentage and Team Goals Against Average.

RESULTS

1 Oct. 3	PHOENIX	3-6	L	0-1-0	18,118+	42 Jan. 2	WASHINGTON	2-1	W	24-15-3	18,118+
2 Oct. 6	SAN JOSE	6-4	W	1-1-0	15,035	43 Jan. 4 @	San Jose	6-2	W	25-15-3	17,562
3 Oct. 8	MINNESOTA	6-3	W	2-1-0	14,995	44 Jan. 7	DETROIT	1-2	L	25-16-3	18,118+
4 Oct. 10 @	St. Louis	2-1	W	3-1-0	19,150	45 Jan. 9	ST. LOUIS	3-4	L	25-17-3	18,118+
5 Oct. 12 @	NY Islanders	2-1	W	4-1-0	12,145	46 Jan. 11	SAN JOSE	1-2	L	25-18-3	17,821
6 Oct. 14 @	NY Rangers	2-4	L	4-2-0	18,200	47 Jan. 14	ANAHEIM	4-0	W	26-18-3	18,118+
7 Oct. 15 @	Detroit	2-5	L	4-3-0	17,782	48 Jan. 16	BOSTON	4-3	W**	27-18-3	18,118+
8 Oct. 17 @	Columbus	1-4	L	4-4-0	15,251	49 Jan. 19	SAN JOSE	1-5	L	27-19-3	16,212
9 Oct. 19 @	Dallas	4-1	W	5-4-0	16,210	50 Jan. 21	BUFFALO	4-3	W**	28-19-3	16,884
10 Oct. 22	DALLAS	5-4	W*	6-4-0	15,025	51 Jan. 23 @	Detroit	3-2	W	29-19-3	20,066
11 Oct. 24 @	Phoenix	5-3	W	7-4-0	7,968	52 Jan. 26 @	Toronto	5-3	W	30-19-3	19,322
12 Oct. 25	COLUMBUS	6-2	W	8-4-0	15,820	53 Jan. 28 @	Columbus	4-1	W	31-19-3	13,709
13 Oct. 28 @	San Jose	1-2	O**	8-4-1	17,562	54 Jan. 30 @	Boston	3-2	W**	32-19-3	17,565
14 Oct. 29	VANCOUVER	1-2	O**	8-4-2	16,838	55 Jan. 31 @	New Jersey	3-2	W	33-19-3	17,625
15 Nov. 2 @	Phoenix	5-3	W	9-4-2	5,855	56 Feb. 2	NY RANGERS	2-1	W	34-19-3	18,118+
16 Nov. 5	PITTSBURGH	5-2	W	10-4-2	18,118+	57 Feb. 4	ANAHEIM	6-4	W	35-19-3	18,118+
17 Nov. 7	NASHVILLE	1-3	L	10-5-2	15,237	58 Feb. 6	DETROIT	4-3	W	36-19-3	18,118+
18 Nov. 9 @	Chicago	1-4	L	10-6-2	20,293	59 Feb. 8 @	Anaheim	2-4	L	36-20-3	16,033
19 Nov. 11 @	Carolina	5-2	W	11-6-2	13,510	60 Feb. 11	EDMONTON	2-3	O**	36-20-4	18,118+
20 Nov. 13 @	Atlanta	0-7	L	11-7-2	15,638	61 Feb. 13	COLORADO	3-0	W	37-20-4	18,118+
21 Nov. 14 @	Tampa Bay	2-1	W**	12-7-2	16,612	62 Mar. 2 @	Dallas	5-1	W	38-20-4	15,571
22 Nov. 16 @	Florida	4-3	W**	13-7-2	12,502	63 Mar. 4 @	Nashville	2-4	L	38-21-4	15,653
23 Nov. 18	PHILADELPHIA	2-3	L	13-8-2	17,821	64 Mar. 6	MONTREAL	2-4	L	38-22-4	18,118+
24 Nov. 21	CALGARY	2-5	L	13-9-2	16,336	65 Mar. 8	COLUMBUS	6-0	W	39-22-4	17,524
25 Nov. 25 @	Edmonton	3-1	W	14-9-2	16,839	66 Mar. 10 @	Chicago	2-3	O*	39-22-5	21,850
26 Nov. 26 @	Vancouver	1-4	L	14-10-2	18,810	67 Mar. 12 @	Dallas	2-1	W**	40-22-5	16,651
27 Nov. 28	CHICAGO	2-1	W**	15-10-2	18,118+	68 Mar. 14	NASHVILLE	2-3	L	40-23-5	18,118+
28 Dec. 1 @	Anaheim	4-3	W	16-10-2	14,231	69 Mar. 18	CHICAGO	0-3	L	40-24-5	18,118+
29 Dec. 3	OTTAWA	6-3	W	17-10-2	14,997	70 Mar. 20	NY ISLANDERS	1-0	W	41-24-5	18,118+
30 Dec. 5	ST. LOUIS	4-5	O**	17-10-3	17,519	71 Mar. 22	COLORADO	4-3	W*	42-24-5	17,845
31 Dec. 7	CALGARY	2-1	W	18-10-3	13,853	72 Mar. 24 @	Colorado	3-4	O**	42-24-6	13,667
32 Dec. 9 @	San Jose	5-4	W*	19-10-3	17,562	73 Mar. 25 @	St. Louis	1-3	L	42-25-6	19,150
33 Dec. 10	PHOENIX	3-2	W**	20-10-3	15,259	74 Mar. 27	DALLAS	1-4	L	42-26-6	18,118+
34 Dec. 12	DALLAS	3-2	W**	21-10-3	18,118+	75 Mar. 29 @	Minnesota	2-3	L	42-27-6	18,284
35 Dec. 14 @	Vancouver	1-3	L	21-11-3	18,810	76 Mar. 30 @	Nashville	2-0	W	43-27-6	14,433
36 Dec. 15 @	Edmonton	3-2	W	22-11-3	16,839	77 Apr. 1	VANCOUVER	8-3	W	44-27-6	18,118+
37 Dec. 17 @	Calgary	1-2	L	22-12-3	19,289	78 Apr. 3	ANAHEIM	1-2	O**	44-27-7	18,118+
38 Dec. 26 @	Phoenix	2-3	L	22-13-3	16,131	79 Apr. 6 @	Anaheim	5-4	W**	45-27-7	16,278
39 Dec. 28	MINNESOTA	3-4	L	22-14-3	18,118+	80 Apr. 8	PHOENIX	2-3	O**	45-27-8	18,118+
40 Dec. 30 @	Calgary	1-2	L	22-15-3	19,289	81 Apr. 10	EDMONTON	3-4	O**	45-27-9	18,118+
41 Dec. 31 @	Minnesota	5-2	W	23-15-3	18,504	82 Apr. 11 @	Colorado	2-1	W*	46-27-9	15,674

*overtime **shootout +home sellout

KINGS 2010-11 SEASON IN REVIEW

Record: 46-30-6 (98 points)
Pacific Division Finish: 4th

General Manager: Dean Lombardi
Head Coach: Terry Murray
Captain: Dustin Brown

ALL-TIME RECORDS

SCORING											
PLAYER	GP	G	A	PTS	PIM	PLAYER	GP	G	A	PTS	PIM
Anze Kopitar	75	25	48	73	20	Marco Sturm	17	4	5	9	17
Dustin Brown	82	28	29	57	67	Andrei Loktionov	19	4	3	7	2
Justin Williams	73	22	35	57	59	Dustin Penner	19	2	4	6	2
Ryan Smyth	82	23	24	47	35	Davis Drewiske	38	0	5	5	19
Jarret Stoll	82	20	23	43	42	Scott Parse	5	1	3	4	0
Jack Johnson	82	5	37	42	44	Oscar Moller	13	1	3	4	2
Drew Doughty	76	11	29	40	68	Peter Harrold	19	1	3	4	4
Wayne Simmonds	80	14	16	30	75	Kevin Westgarth	56	0	3	3	105
Michal Handzus	82	12	18	30	20	Brayden Schenn	8	0	2	2	0
Brad Richardson	68	7	12	19	47	Jonathan Quick	61	0	2	2	0
Alec Martinez	60	5	11	16	18	Jake Muzzin	11	0	1	1	0
Alexei Ponikarovsky	61	5	10	15	36	John Zeiler	4	0	0	0	0
Rob Scuderi	82	2	13	15	16	Dwight King	6	0	0	0	2
Kyle Clifford	76	7	7	14	141	Jonathan Bernier	25	0	0	0	0
Trevor Lewis	72	3	10	13	6	Shootout Goals/Team PIM	10	10	10	24	
Matt Greene	71	2	9	11	70	Team Totals	82	219	370	589	962
Willie Mitchell	57	5	5	10	21						
GOALTENDER											
PLAYER	GP	MIN	GA	SO	EN	SA	S%	AVG	W-L-OT		
Jonathan Quick	61	3,591	134	6	4	1,631	.918	2.24	35-22-3		
Jonathan Bernier	25	1,378	57	3	1	652	.913	2.48	11-8-3		
Empty Net Goals			5			5					
Shootout Goals Allowed			2								
Team Totals	82	4,994	198	9	5	2,288	.914#	2.35#	46-30-6		

#Shootout Goals Allowed are not included in the Team Save Percentage and Team Goals Against Average.

RESULTS

1 Oct. 9 @ Vancouver	2-1	W**	1-0-0	18,860	42 Jan. 10	TORONTO	2-3	L	23-18-1	17,834
2 Oct. 10 @ Calgary	1-3	L	1-1-0	19,289	43 Jan. 13	ST. LOUIS	1-3	L	23-19-1	17,932
3 Oct. 12 ATLANTA	3-1	W	2-1-0	18,118+	44 Jan. 15	EDMONTON	5-2	W	24-19-1	18,118+
4 Oct. 15 VANCOUVER	4-1	W	3-1-0	18,118+	45 Jan. 17 @ Dallas	1-2	L	24-20-1	14,163	
5 Oct. 20 CAROLINA	4-3	W	4-1-0	17,769	46 Jan. 18 @ St. Louis	1-2	L	24-21-1	19,150	
6 Oct. 21 @ Phoenix	2-4	L	4-2-0	6,706	47 Jan. 20 PHOENIX	0-2	L	24-22-1	18,118+	
7 Oct. 23 @ Colorado	6-4	W	5-2-0	15,478	48 Jan. 22 @ Phoenix	4-3	W	25-22-1	13,210	
8 Oct. 25 @ Minnesota	3-2	W**	6-2-0	17,094	49 Jan. 24 BOSTON	2-0	W	26-22-1	18,118+	
9 Oct. 27 @ Chicago	1-3	L	6-3-0	20,667	50 Jan. 26 SAN JOSE	3-2	W**	27-22-1	18,118+	
10 Oct. 28 @ Dallas	5-2	W	7-3-0	11,306	51 Feb. 1 @ Minnesota	0-1	O**	27-22-2	17,504	
11 Oct. 30 NEW JERSEY	3-1	W	8-3-0	18,118+	52 Feb. 2 @ Edmonton	3-1	W	28-22-2	16,839	
12 Nov. 4 TAMPA BAY	1-0	W	9-3-0	18,118+	53 Feb. 5 @ Calgary	4-3	W**	29-22-2	19,289	
13 Nov. 6 NASHVILLE	4-1	W	10-3-0	18,118+	54 Feb. 10 @ Pittsburgh	1-2	O*	29-22-3	18,208	
14 Nov. 11 DALLAS	3-1	W	11-3-0	18,118+	55 Feb. 12 @ Washington	4-1	W	30-22-3	18,398	
15 Nov. 13 NY ISLANDERS	5-1	W	12-3-0	18,118+	56 Feb. 13 @ Philadelphia	1-0	W	31-22-3	19,724	
16 Nov. 15 @ San Jose	3-6	L	12-4-0	17,562	57 Feb. 16 @ Columbus	4-3	W**	32-22-3	12,442	
17 Nov. 17 COLUMBUS	3-5	L	12-5-0	18,118+	58 Feb. 17 @ NY Rangers	3-4	O**	32-22-4	18,200	
18 Nov. 19 @ Buffalo	2-4	L	12-6-0	18,418	59 Feb. 19 @ NY Islanders	0-3	L	32-23-4	13,119	
19 Nov. 20 @ Boston	4-3	W**	13-6-0	17,565	60 Feb. 23 @ Anaheim	3-2	W	33-23-4	17,174	
20 Nov. 22 @ Ottawa	2-3	L	13-7-0	18,315	61 Feb. 24 MINNESOTA	4-2	W	34-23-4	18,118+	
21 Nov. 24 @ Montreal	1-4	L	13-8-0	21,273	62 Feb. 26 COLORADO	4-3	W	35-23-4	18,118+	
22 Nov. 27 CHICAGO	1-2	L	13-9-0	18,118+	63 Feb. 28 DETROIT	4-7	L	35-24-4	18,118+	
23 Nov. 29 @ Anaheim	0-2	L	13-10-0	17,174	64 Mar. 3 PHOENIX	1-0	W	36-24-4	18,118+	
24 Dec. 2 FLORIDA	3-2	W	14-10-0	17,720	65 Mar. 5 VANCOUVER	1-3	L	36-25-4	18,118+	
25 Dec. 4 DETROIT	3-2	W*	15-10-0	18,118+	66 Mar. 7 DALLAS	3-4	O*	36-25-5	18,118+	
26 Dec. 9 CALGARY	2-1	W	16-10-0	18,118+	67 Mar. 9 @ Detroit	2-1	W	37-25-5	20,066	
27 Dec. 11 MINNESOTA	2-3	O*	16-10-1	18,118+	68 Mar. 11 @ Columbus	4-2	W	38-25-5	15,605	
28 Dec. 13 @ Detroit	5-0	W	17-10-1	17,810	69 Mar. 13 @ Dallas	3-2	W	39-25-5	15,627	
29 Dec. 16 @ St. Louis	4-6	L	17-11-1	19,150	70 Mar. 15 @ Nashville	4-2	W	40-25-5	15,761	
30 Dec. 18 @ Nashville	6-1	W	18-11-1	16,734	71 Mar. 17 ST. LOUIS	0-4	L	40-26-5	18,118+	
31 Dec. 19 @ Chicago	2-3	L	18-12-1	21,523	72 Mar. 19 ANAHEIM	1-2	O*	40-26-6	18,118+	
32 Dec. 21 @ Colorado	5-0	W	19-12-1	15,891	73 Mar. 21 CALGARY	2-1	W**	41-26-6	18,118+	
33 Dec. 23 EDMONTON	3-2	W**	20-12-1	18,118+	74 Mar. 24 SAN JOSE	4-3	W**	42-26-6	18,118+	
34 Dec. 26 ANAHEIM	4-1	W	21-12-1	18,313+	75 Mar. 26 COLORADO	4-1	W	43-26-6	18,118+	
35 Dec. 27 @ San Jose	4-0	W	22-12-1	17,562	76 Mar. 29 @ Edmonton	2-0	W	44-26-6	16,839	
36 Dec. 29 @ Phoenix	3-6	L	22-13-1	15,153	77 Mar. 31 @ Vancouver	1-3	L	44-27-6	18,860	
37 Dec. 30 PHILADELPHIA	4-7	L	22-14-1	18,118+	78 Apr. 2 DALLAS	3-1	W	45-27-6	18,118+	
38 Jan. 1 SAN JOSE	0-1	L	22-15-1	18,118+	79 Apr. 4 @ San Jose	1-6	L	45-28-6	17,562	
39 Jan. 3 CHICAGO	3-4	L	22-16-1	17,916	80 Apr. 6 PHOENIX	3-2	W**	46-28-6	18,118+	
40 Jan. 6 NASHVILLE	2-5	L	22-17-1	17,823	81 Apr. 8 @ Anaheim	1-2	L	46-29-6	17,587	
41 Jan. 8 COLUMBUS	6-4	W	23-17-1	18,118+	82 Apr. 9 ANAHEIM	1-3	L	46-30-6	18,203+	

*overtime **shootout +home sellout

KINGS 2011-12 SEASON IN REVIEW

Record: 40-27-15 (95 points)

Pacific Division Finish: 3rd

Head Coach: Terry Murray (13-12-4/

John Stevens (2-2-0/

Darryl Sutter (25-13-11)

General Manager: Dean Lombardi

Captain: Dustin Brown

SCORING

PLAYER	GP	G	A	PTS	PIM	PLAYER	GP	G	A	PTS	PIM
Anze Kopitar	82	25	51	76	20	Rob Scuderi	82	1	8	9	16
Justin Williams	82	22	37	59	44	Brad Richardson	59	5	3	8	30
Dustin Brown	82	22	32	54	53	Colin Fraser	67	2	6	8	67
Mike Richards	74	18	26	44	71	Andrei Loktionov	39	3	4	7	2
Drew Doughty	77	10	26	36	69	Trevor Lewis	72	3	4	7	26
Jack Johnson	61	8	16	24	24	Trent Hunter	38	2	5	7	8
Willie Mitchell	76	5	19	24	44	Jordan Nolan	26	2	2	4	28
Jarret Stoll	78	6	15	21	60	Ethan Moreau	28	1	3	4	20
Slava Voynov	54	8	12	20	12	Davis Drewiske	9	2	0	2	2
Simon Gagne	34	7	10	17	18	Scott Parse	9	2	0	2	14
Dustin Penner	65	7	10	17	43	Kevin Westgarth	25	1	1	2	39
Matt Greene	82	4	11	15	58	Jonathan Quick	69	0	2	2	6
Dwight King	27	5	9	14	10	Jonathan Bernier	16	0	0	0	0
Alec Martinez	51	6	6	12	8	Shootout Goals/Team PIM	6			6	6
Kyle Clifford	81	5	7	12	123	Team Totals	82	194	328	522	923
Jeff Carter	16	6	3	9	2						

GOALTENDER

PLAYER	GP	MIN	GA	SO	EN	SA	S%	AVG	W-L-OT
Jonathan Quick	69	4,099	133	10	1	1,863	.929	1.95	35-21-13
Jonathan Bernier	16	890	35	1	1	383	.909	2.36	5-6-2
Empty Net Goals			2			2			
Shootout Goals Allowed			9						
Team Totals	82	5,018	179	11	2	2,248	.924#	2.03#	40-27-15

#Shootout Goals Allowed are not included in the Team Save Percentage and Team Goals Against Average.

RESULTS

1 Oct. 7	NY RANGERS^	3-2	W*	1-0-0	13,800	42 Jan. 7	COLUMBUS	0-1	L	20-15-7	18,118+
2 Oct. 8	BUFFALO#	2-4	L	1-1-0	14,300+	43 Jan. 9	WASHINGTON	5-2	W	21-15-7	18,118+
3 Oct. 13 @	New Jersey	1-2	O**	1-1-1	12,256	44 Jan. 12	DALLAS	4-5	O**	21-15-8	18,118+
4 Oct. 15 @	Philadelphia	3-2	W*	2-1-1	19,644	45 Jan. 14 @	Calgary	4-1	W	22-15-8	19,289
5 Oct. 18	ST. LOUIS	5-0	W	3-1-1	18,118+	46 Jan. 15 @	Edmonton	1-2	O*	22-15-9	16,839
6 Oct. 20 @	Phoenix	2-0	W	4-1-1	7,128	47 Jan. 17 @	Vancouver	3-2	W**	23-15-9	18,890
7 Oct. 22	DALLAS	1-0	W	5-1-1	18,118+	48 Jan. 19	CALGARY	1-2	O**	23-15-10	18,118+
8 Oct. 25	NEW JERSEY	0-3	L	5-2-1	18,118+	49 Jan. 21	COLORADO	1-3	L	23-16-10	18,118+
9 Oct. 27 @	Dallas	5-3	W	6-2-1	8,443	50 Jan. 23	OTTAWA	4-1	W	24-16-10	18,118+
10 Oct. 29 @	Phoenix	2-3	O*	6-2-2	10,379	51 Feb. 1	COLUMBUS	3-2	W	25-16-10	18,118+
11 Oct. 30 @	Colorado	2-3	L	6-3-2	12,355	52 Feb. 3 @	St. Louis	0-1	L	25-17-10	18,811
12 Nov. 3	EDMONTON	0-3	L	6-4-2	18,118+	53 Feb. 4 @	Carolina	1-2	L	25-18-10	18,680
13 Nov. 5	PITTSBURGH	2-3	O**	6-4-3	18,118+	54 Feb. 7 @	Tampa Bay	3-1	W	26-18-10	16,489
14 Nov. 7 @	San Jose	2-4	L	6-5-3	17,562	55 Feb. 9 @	Florida	1-3	L	26-19-10	14,929
15 Nov. 8	NASHVILLE	4-3	W	7-5-3	17,963	56 Feb. 11 @	NY Islanders	1-2	O*	26-19-11	13,079
16 Nov. 10	VANCOUVER	2-3	L	7-6-3	18,118+	57 Feb. 12 @	Dallas	4-2	W	27-19-11	12,191
17 Nov. 12	MINNESOTA	5-2	W	8-6-3	18,118+	58 Feb. 16	PHOENIX	0-1	L	27-20-11	18,118+
18 Nov. 16	ANAHEIM	2-1	W**	9-6-3	18,118+	59 Feb. 18	CALGARY	0-1	L	27-21-11	18,118+
19 Nov. 17 @	Anaheim	5-3	W	10-6-3	15,412	60 Feb. 21 @	Phoenix	4-5	O**	27-21-12	10,842
20 Nov. 19	DETROIT	1-4	L	10-7-3	18,118+	61 Feb. 22 @	Colorado	1-4	L	27-22-12	15,907
21 Nov. 22 @	St. Louis	3-2	W	11-7-3	18,178	62 Feb. 25	CHICAGO	4-0	W	28-22-12	18,118+
22 Nov. 23 @	Dallas	2-3	O*	11-7-4	11,779	63 Feb. 27 @	Nashville	1-2	L	28-23-12	15,665
23 Nov. 26	CHICAGO	1-2	L	11-8-4	18,118+	64 Feb. 28 @	Minnesota	4-0	W	29-23-12	17,317
24 Nov. 28	SAN JOSE	2-0	W	12-8-4	18,118+	65 Mar. 3	ANAHEIM	4-2	W	30-23-12	18,301+
25 Dec. 1	FLORIDA	2-1	W	13-8-4	17,720	66 Mar. 6 @	Nashville	5-4	W	31-23-12	17,113
26 Dec. 3	MONTREAL	1-2	L	13-9-4	18,118+	67 Mar. 8 @	Columbus	1-3	L	31-24-12	14,306
27 Dec. 6 @	Anaheim	2-3	L	13-10-4	14,419	68 Mar. 9 @	Detroit	3-4	L	31-25-12	20,066
28 Dec. 8	MINNESOTA	2-4	L	13-11-4	18,118+	69 Mar. 11 @	Chicago	3-2	W**	32-25-12	21,398
29 Dec. 10	DALLAS	1-2	L	13-12-4	18,118+	70 Mar. 13	DETROIT	5-2	W	33-25-12	18,118+
30 Dec. 13 @	Boston	0-3	L	13-13-4	17,565	71 Mar. 16 @	Anaheim	4-2	W	34-25-12	17,367
31 Dec. 15 @	Columbus	2-1	W	14-13-4	16,090	72 Mar. 17	NASHVILLE	4-2	W	35-25-12	18,118+
32 Dec. 17 @	Detroit	2-8	L	14-14-4	20,066	73 Mar. 20	SAN JOSE	5-2	W	36-25-12	18,118+
33 Dec. 19 @	Toronto	3-2	W**	15-14-4	19,521	74 Mar. 22	ST. LOUIS	1-0	W**	37-25-12	18,118+
34 Dec. 22	ANAHEIM	3-2	W**	16-14-4	18,118+	75 Mar. 24	BOSTON	2-4	L	37-26-12	18,310+
35 Dec. 23 @	San Jose	1-2	O**	16-14-5	17,562	76 Mar. 26 @	Vancouver	0-1	L	37-27-12	18,890
36 Dec. 26	PHOENIX	4-3	W	17-14-5	18,118+	77 Mar. 28 @	Calgary	3-0	W	38-27-12	19,289
37 Dec. 28 @	Chicago	2-0	W	18-14-5	22,066	78 Mar. 30 @	Edmonton	4-1	W	39-27-12	16,839
38 Dec. 29 @	Winnipeg	0-1	O*	18-14-6	15,004	79 Mar. 31 @	Minnesota	3-4	O**	39-27-13	18,209
39 Dec. 31	VANCOUVER	4-1	W	19-14-6	18,118+	80 Apr. 2	EDMONTON	2-0	W	40-27-13	18,118+
40 Jan. 2	COLORADO	1-2	O**	19-14-7	18,118+	81 Apr. 5	SAN JOSE	5-6	O**	40-27-14	18,330+
41 Jan. 5	PHOENIX	1-0	W*	20-14-7	18,118+	82 Apr. 7 @	San Jose	2-3	O*	40-27-15	17,562

*overtime **shootout +home sellout ^Game played in Stockholm, Sweden #Game played in Berlin, Germany

KINGS 2012-13 SEASON IN REVIEW

Record: 27-16-5 (59 points)
Pacific Division Finish: 2nd

General Manager: Dean Lombardi
Head Coach: Darryl Sutter
Captain: Dustin Brown

ALL-TIME RECORDS

SCORING

PLAYER	GP	G	A	PTS	PIM	PLAYER	GP	G	A	PTS	PIM
Anze Kopitar	47	10	32	42	16	Colin Fraser	34	2	5	7	25
Jeff Carter	48	26	7	33	16	Jordan Nolan	44	2	4	6	46
Justin Williams	48	11	22	33	22	Brad Richardson	16	1	5	6	10
Mike Richards	48	12	20	32	42	Tyler Toffoli	10	2	3	5	2
Dustin Brown	46	18	11	29	22	Alec Martinez	27	1	4	5	10
Slava Voynov	48	6	19	25	14	Simon Gagne	11	0	5	5	2
Drew Doughty	48	6	16	22	36	Davis Drewiske	20	1	3	4	14
Jarret Stoll	48	7	11	18	28	Keaton Ellerby	35	0	3	3	16
Jake Muzzin	45	7	9	16	35	Robyn Regehr	12	0	2	2	2
Kyle Clifford	48	7	7	14	51	Matt Greene	5	0	1	1	8
Trevor Lewis	48	5	9	14	19	Jonathan Bernier	14	0	1	1	0
Dustin Penner	33	2	12	14	18	Jonathan Quick	37	0	0	0	2
Rob Scuderi	48	1	11	12	4	Shootout Goals/Team PIM	2			2	10
Dwight King	47	4	6	10	11	Team Totals	48	133	228	361	481

GOALTENDER	GP	MIN	GA	SO	EN	SA	%	AVG	W-L-OT
Jonathan Bernier	14	768	24	1	1	306	.922	1.88	9-3-1
Jonathan Quick	37	2,134	87	1	2	889	.902	2.45	18-13-4
Empty Net Goals			3			3			
Shootout Goals Allowed			4						
Team Totals	48	2,917	118	2	3	1,198	.905#	2.34#	27-16-5

#Shootout Goals Allowed are not included in the Team Save Percentage and Team Goals Against Average.

RESULTS

1 Jan. 19	CHICAGO	2-5	L	0-1-0	18,545+	25 Mar. 12 @	Phoenix	2-5	L	14-9-2	15,075
2 Jan. 22 @	Colorado	1-3	L	0-2-0	18,007	26 Mar. 14 @	San Jose	3-4	L	14-10-2	17,562
3 Jan. 24 @	Edmonton	1-2	O*	0-2-1	16,839	27 Mar. 16	SAN JOSE	5-2	W	15-10-2	18,118+
4 Jan. 26 @	Phoenix	4-2	W	1-2-1	14,780	28 Mar. 18	PHOENIX	4-0	W	16-10-2	18,118+
5 Jan. 28	VANCOUVER	3-2	W**	2-2-1	18,344+	29 Mar. 19	PHOENIX	3-2	W	17-10-2	18,118+
6 Jan. 31	NASHVILLE	1-2	O**	2-2-2	18,118+	30 Mar. 21	DALLAS	0-2	L	17-11-2	18,118+
7 Feb. 2 @	Anaheim	4-7	L	2-3-2	17,436	31 Mar. 23	VANCOUVER	0-1	L	17-12-2	18,118+
8 Feb. 5 @	Columbus	4-2	W	3-3-2	11,019	32 Mar. 25 @	Chicago	5-4	W	18-12-2	21,850
9 Feb. 7 @	Nashville	0-3	L	3-4-2	17,113	33 Mar. 28 @	St. Louis	4-2	W	19-12-2	19,770
10 Feb. 10 @	Detroit	2-3	L	3-5-2	20,066	34 Mar. 30 @	Minnesota	3-4	O**	19-12-3	19,223
11 Feb. 11 @	St. Louis	4-1	W	4-5-2	14,498	35 Mar. 31 @	Dallas	3-2	W	20-12-3	15,719
12 Feb. 15	COLUMBUS	2-1	W	5-5-2	18,118+	36 Apr. 2 @	Phoenix	1-3	L	20-13-3	12,934
13 Feb. 17 @	Chicago	2-3	L	5-6-2	21,843	37 Apr. 4	MINNESOTA	3-0	W	21-13-3	18,118+
14 Feb. 19 @	Edmonton	3-1	W	6-6-2	16,839	38 Apr. 6	EDMONTON	4-1	W	22-13-3	18,118+
15 Feb. 20 @	Calgary	3-1	W	7-6-2	19,289	39 Apr. 7 @	Anaheim	3-4	O**	22-13-4	17,494
16 Feb. 23	COLORADO	4-1	W	8-6-2	18,118+	40 Apr. 9 @	Dallas	1-5	L	22-14-4	16,367
17 Feb. 25	ANAHEIM	5-2	W	9-6-2	18,118+	41 Apr. 11	COLORADO	3-2	W**	23-14-4	18,118+
18 Feb. 27	DETROIT	2-1	W	10-6-2	18,118+	42 Apr. 13	ANAHEIM	2-1	W	24-14-4	18,473+
19 Mar. 2 @	Vancouver	2-5	L	10-7-2	18,910	43 Apr. 16 @	San Jose	2-3	O**	24-14-5	17,562
20 Mar. 4	NASHVILLE	5-1	W	11-7-2	18,118+	44 Apr. 18	COLUMBUS	2-1	W	25-14-5	18,118+
21 Mar. 5	ST. LOUIS	6-4	W	12-7-2	18,118+	45 Apr. 21	DALLAS	4-3	W*	26-14-5	18,118+
22 Mar. 7	DALLAS	2-5	L	12-8-2	18,118+	46 Apr. 23 @	Minnesota	1-2	L	26-15-5	18,825
23 Mar. 9	CALGARY	6-2	W	13-8-2	18,248+	47 Apr. 24 @	Detroit	1-3	L	26-16-5	20,066
24 Mar. 11	CALGARY	3-1	W	14-8-2	18,118+	48 Apr. 27	SAN JOSE	3-2	W	27-16-5	18,443+

*overtime **shootout +home sellout



KINGS 2013-14 SEASON IN REVIEW

Record: 46-28-8 (100 points)
Pacific Division Finish: 3rd

General Manager: Dean Lombardi
Head Coach: Darryl Sutter
Captain: Dustin Brown

SCORING

PLAYER	GP	G	A	PTS	PIM	PLAYER	GP	G	A	PTS	PIM
Anze Kopitar	82	29	41	70	24	Trevor Lewis	73	6	5	11	6
Jeff Carter	72	27	23	50	44	Jordan Nolan	64	6	4	10	54
Justin Williams	82	19	24	43	48	Kyle Clifford	71	3	5	8	81
Mike Richards	82	11	30	41	28	Tanner Pearson	25	3	4	7	8
Drew Doughty	78	10	27	37	64	Matt Greene	38	2	4	6	47
Slava Voynov	82	4	30	34	44	Matt Frattin	40	2	4	6	11
Dwight King	77	15	15	30	18	Linden Vey	18	0	5	5	0
Tyler Toffoli	62	12	17	29	10	Daniel Carcillo	26	1	1	2	57
Dustin Brown	79	15	12	27	66	Colin Fraser	33	0	2	2	30
Jarret Stoll	78	8	19	27	48	Jonathan Quick	49	0	2	2	2
Jake Muzzin	76	5	19	24	58	Martin Jones	19	0	1	1	0
Alec Martinez	61	11	11	22	14	Ben Scrivens	19	0	1	1	0
Marian Gaborik	19	5	11	16	4	Andrew Campbell	3	0	0	0	0
Robyn Regehr	79	3	11	14	46	Shootout Goals/Team PIM	8	8	8	8	6
Willie Mitchell	76	1	11	12	58	Team Totals	82	206	339	545	876

GOALTENDER	GP	MIN	GA	SO	EN	SA	S%	AVG	W-L-OT
Martin Jones	19	1,095	33	4	1	500	.934	1.81	12-6-0
Ben Scrivens	19	975	32	3	1	464	.931	1.97	7-5-4
Jonathan Quick	49	2,904	100	6	1	1,183	.915	2.07	27-17-4
Empty Net Goals			3			3			
Shootout Goals Allowed			6						

Team Totals 82 5,001 174 13 3 2,150 .922# 2.02# 46-28-8
 #Shootout Goals Allowed are not included in the Team Save Percentage and Team Goals Against Average.

RESULTS

1 Oct. 3 @ Minnesota	3-2 W**	1-0-0	18,511	42 Jan. 2 @ St. Louis	0-5 L	25-13-4	19,839
2 Oct. 4 @ Winnipeg	3-5 L	1-1-0	15,004	43 Jan. 4 VANCOUVER	3-1 W	26-13-4	18,118+
3 Oct. 7 NY RANGERS	1-3 L	1-2-0	18,118+	44 Jan. 7 MINNESOTA	1-2 O**	26-13-5	18,118+
4 Oct. 9 OTTAWA	4-3 W*	2-2-0	18,118+	45 Jan. 9 BOSTON	4-2 W	27-13-5	18,118+
5 Oct. 11 @ Carolina	2-1 W**	3-2-0	16,353	46 Jan. 11 DETROIT	1-3 L	27-14-5	18,262+
6 Oct. 13 @ Florida	3-0 W	4-2-0	12,810	47 Jan. 13 VANCOUVER	1-0 W	28-14-5	18,118+
7 Oct. 15 @ Tampa Bay	1-5 L	4-3-0	16,310	48 Jan. 16 @ ST. Louis	4-1 W	29-14-5	19,374
8 Oct. 17 @ Nashville	2-1 W**	5-3-0	16,416	49 Jan. 18 @ Detroit	2-3 O**	29-14-6	20,066
9 Oct. 19 DALLAS	5-2 W	6-3-0	18,118+	50 Jan. 20 @ Boston	2-3 L	29-15-6	17,565
10 Oct. 21 CALGARY	2-3 L	6-4-0	18,118+	51 Jan. 21 @ Columbus	3-5 L	29-16-6	13,286
11 Oct. 24 PHOENIX	7-4 W	7-4-0	18,118+	52 Jan. 23 @ Anaheim	1-2 L	29-17-6	17,503
12 Oct. 27 EDMONTON	2-1 W**	8-4-0	18,118+	53 Jan. 25 ANAHEIM*	0-3 L	29-18-6	54,099+
13 Oct. 29 @ Phoenix	1-3 L	8-5-0	10,452	54 Jan. 27 @ San Jose	1-0 W	30-18-6	17,562
14 Oct. 30 SAN JOSE	4-3 W*	9-5-0	18,118+	55 Jan. 28 @ Phoenix	1-3 L	30-19-6	13,681
15 Nov. 2 NASHVILLE	3-4 L	9-6-0	18,118+	56 Jan. 30 PITTSBURGH	1-4 L	30-20-6	18,118+
16 Nov. 7 BUFFALO	2-0 W	10-6-0	18,118+	57 Feb. 1 PHILADELPHIA	0-2 L	30-21-6	18,118+
17 Nov. 9 VANCOUVER	5-1 W	11-6-0	18,118+	58 Feb. 3 CHICAGO	3-5 L	30-22-6	18,118+
18 Nov. 12 @ Buffalo	2-3 O**	11-6-1	18,281	59 Feb. 6 COLUMBUS	2-1 W*	31-22-6	16,154
19 Nov. 14 @ NY Islanders	3-2 W	12-6-1	13,922	60 Feb. 26 @ Colorado	4-4 W	32-22-6	18,778
20 Nov. 15 @ New Jersey	2-0 W	13-6-1	12,168	61 Feb. 27 @ Calgary	2-0 W	33-22-6	19,289
21 Nov. 17 @ NY Rangers	1-0 W	14-6-1	18,006	62 Mar. 1 CAROLINA	3-1 W	34-22-6	18,118+
22 Nov. 19 TAMPA BAY	5-2 W	15-6-1	18,118+	63 Mar. 3 MONTREAL	2-1 W	35-22-6	18,118+
23 Nov. 21 NEW JERSEY	1-2 O*	15-6-2	18,118+	64 Mar. 6 @ Winnipeg	3-1 W	36-22-6	15,004
24 Nov. 23 COLORADO	0-1 O*	15-6-3	18,118+	65 Mar. 9 @ Edmonton	4-2 W	37-22-6	16,839
25 Nov. 25 @ Vancouver	3-2 W*	16-6-3	18,910	66 Mar. 10 @ Calgary	3-2 W	38-22-6	19,289
26 Nov. 27 @ San Jose	2-3 O**	16-6-4	17,562	67 Mar. 13 TORONTO	2-3 L	38-23-6	18,319+
27 Nov. 30 CALGARY	1-2 L	16-7-4	18,118+	68 Mar. 15 ANAHEIM	1-2 L	38-24-6	18,278+
28 Dec. 2 ST. LOUIS	3-2 W	17-7-4	18,118+	69 Mar. 17 PHOENIX	3-4 L	38-25-6	18,118+
29 Dec. 3 @ Anaheim	3-2 W**	18-7-4	17,294	70 Mar. 20 WASHINGTON	2-1 W**	39-25-6	18,118+
30 Dec. 7 NY ISLANDERS	3-0 W	19-7-4	18,118+	71 Mar. 22 FLORIDA	4-0 W	40-25-6	18,118+
31 Dec. 10 @ Montreal	6-0 W	20-7-4	21,273	72 Mar. 24 @ Philadelphia	3-2 W	41-25-6	19,876
32 Dec. 11 @ Toronto	3-1 W	21-7-4	19,375	73 Mar. 25 @ Washington	5-4 W**	42-25-6	18,506
33 Dec. 14 @ Ottawa	5-2 W	22-7-4	17,140	74 Mar. 27 @ Pittsburgh	3-2 W	43-25-6	18,650
34 Dec. 15 @ Chicago	1-3 L	22-8-4	21,426	75 Mar. 29 WINNIPEG	4-2 W	44-25-6	18,118+
35 Dec. 17 EDMONTON	3-0 W	23-8-4	18,118+	76 Mar. 31 MINNESOTA	2-3 L	44-26-6	18,118+
36 Dec. 19 SAN JOSE	4-1 W	24-8-4	18,118+	77 Apr. 2 PHOENIX	4-0 W	45-26-6	18,118+
37 Dec. 21 COLORADO	3-2 W**	25-8-4	18,118+	78 Apr. 3 @ San Jose	1-2 L	45-27-6	17,562
38 Dec. 23 DALLAS	2-5 L	25-9-4	18,274+	79 Apr. 5 @ Vancouver	1-2 L	45-28-6	18,910
39 Dec. 28 @ Nashville	2-3 L	25-10-4	17,113	80 Apr. 9 @ Calgary	3-4 O**	45-28-7	19,289
40 Dec. 30 @ Chicago	0-1 L	25-11-4	22,161	81 Apr. 10 @ Edmonton	3-0 W	46-28-7	16,839
41 Dec. 31 @ Dallas	2-3 L	25-12-4	15,610	82 Apr. 12 ANAHEIM	3-4 O**	46-28-8	18,372+

*overtime **shootout +home sellout ^Game played at Dodger Stadium

KINGS 2014-15 SEASON IN REVIEW

Record: 40-27-15 (95 points)
Pacific Division Finish: 4th

General Manager: Dean Lombardi
Head Coach: Darryl Sutter
Captain: Dustin Brown

ALL-TIME RECORDS

SCORING											
PLAYER	GP	G	A	PTS	PIM	PLAYER	GP	G	A	PTS	PIM
Anze Kopitar	79	16	48	64	10	Kyle Clifford	80	6	9	15	87
Jeff Carter	82	28	34	62	28	Robyn Regehr	67	3	10	13	45
Tyler Toffoli	76	23	26	49	37	Jordan Nolan	60	6	3	9	54
Marian Gaborik	69	27	20	47	16	Jamie McBain	26	3	6	9	4
Drew Doughty	82	7	39	46	56	Matt Greene	82	3	6	9	54
Justin Williams	81	18	23	41	29	Nick Shore	34	1	6	7	10
Jake Muzzin	76	10	31	41	22	Andrej Sekera	16	1	3	4	6
Dustin Brown	82	11	16	27	26	Andy Andreoff	18	2	1	3	18
Dwight King	81	13	13	26	21	Slava Voynov	6	0	2	2	2
Trevor Lewis	73	9	16	25	14	Jeff Schultz	9	0	1	1	4
Brayden McNabb	71	2	22	24	52	Martin Jones	15	0	1	1	0
Alec Martinez	56	6	16	22	10	Jonathan Quick	72	0	1	1	18
Jarret Stoll	73	6	11	17	58	David Van Der Gulik	1	0	0	0	0
Tanner Pearson	42	12	4	16	14	Shootout Goals/Team PIM	2			2	10
Mike Richards	53	5	11	16	39	Team Totals	82	220	379	599	744
GOALTENDER	GP	MIN	GA	SO	EN	SA	S%	AVG	W-L-OT		
Jonathan Quick	72	4,184	156	6	8	1,896	.918	2.24	36-22-13		
Martin Jones	15	775	29	3	4	307	.906	2.25	4-5-2		
Empty Net Goals			12			12					
Shootout Goals Allowed			8								
Team Totals	82	4,990	205	9	12	2,215	.911#	2.37#	40-27-15		

#Shootout Goals Allowed are not included in the Team Save Percentage and Team Goals Against Average.

RESULTS

1 Oct. 8	SAN JOSE	0-4	L	0-1-0	18,514+	42 Jan. 10	WINNIPEG	4-5	O**	19-13-10	18,230+
2 Oct. 11 @	Arizona	2-3	O*	0-1-1	12,859	43 Jan. 12	TORONTO	2-0	W	20-13-10	18,230+
3 Oct. 12	WINNIPEG	4-1	W	1-1-1	18,230+	44 Jan. 14	NEW JERSEY	3-5	L	20-14-10	18,230+
4 Oct. 14	EDMONTON	6-1	W	2-1-1	18,230+	45 Jan. 17	ANAHEIM	2-3	O**	20-14-11	18,230+
5 Oct. 16	ST. LOUIS	1-0	W**	3-1-1	18,230+	46 Jan. 19	CALGARY	1-2	O*	20-14-12	18,230+
6 Oct. 19	MINNESOTA	2-1	W	4-1-1	18,230+	47 Jan. 21 @	San Jose	2-4	L	20-15-12	17,562
7 Oct. 23	BUFFALO	2-0	W	5-1-1	18,230+	48 Jan. 28	CHICAGO	4-3	W	21-15-12	18,525+
8 Oct. 26	COLUMBUS	5-2	W	6-1-1	18,230+	49 Jan. 31 @	Boston	1-3	L	21-16-12	17,565
9 Oct. 28 @	Philadelphia	2-3	O*	6-1-2	19,873	50 Feb. 3 @	Washington	0-4	L	21-17-12	18,506
10 Oct. 30 @	Pittsburgh	0-3	L	6-2-2	18,570	51 Feb. 5 @	Florida	2-3	L	21-18-12	9,624
11 Oct. 31 @	Detroit	2-5	L	6-3-2	20,027	52 Feb. 7 @	Tampa Bay	4-2	W	22-18-12	19,204
12 Nov. 2 @	Carolina	2-3	L	6-4-2	10,519	53 Feb. 9 @	Columbus	4-3	W	23-18-12	14,703
13 Nov. 4 @	Dallas	3-1	W	7-4-2	16,567	54 Feb. 12	CALGARY	5-3	W	24-18-12	18,230+
14 Nov. 6	NY ISLANDERS	1-2	O**	7-4-3	18,230+	55 Feb. 14	WASHINGTON	3-1	W	25-18-12	18,230+
15 Nov. 8	VANCOUVER	5-1	W	8-4-3	18,230+	56 Feb. 16	TAMPA BAY	3-2	W	26-18-12	18,230+
16 Nov. 12 @	Anaheim	5-6	O**	8-4-4	17,245	57 Feb. 18 @	Colorado	4-1	W	27-18-12	17,836
17 Nov. 13	DALLAS	0-2	L	8-5-4	18,230+	58 Feb. 21 @	San Jose^	2-1	W	28-18-12	70,205
18 Nov. 15	ANAHEIM	3-2	W*	9-5-4	18,230+	59 Feb. 24	DETROIT	1-0	W	29-18-12	18,230+
19 Nov. 18	FLORIDA	5-2	W	10-5-4	18,230+	60 Feb. 26	OTTAWA	1-1	L	29-19-12	18,230+
20 Nov. 20	CAROLINA	3-2	W	11-5-4	18,230+	61 Feb. 27 @	Anaheim	2-4	L	29-20-12	17,413
21 Nov. 22 @	Dallas	4-5	L	11-6-4	18,111	62 Mar. 1 @	Winnipeg	2-5	L	29-21-12	15,916
22 Nov. 25 @	Nashville	3-4	O**	11-6-5	17,181	63 Mar. 3 @	Edmonton	5-2	W	30-21-12	16,839
23 Nov. 26 @	Minnesota	4-0	W	12-6-5	19,038	64 Mar. 5	MONTREAL	4-3	W**	31-21-12	18,230+
24 Nov. 29	CHICAGO	1-4	L	12-7-5	18,471+	65 Mar. 7	PITTSBURGH	0-1	O*	31-21-13	18,487+
25 Dec. 2	BOSTON	2-0	W	13-7-5	18,230+	66 Mar. 10 @	Colorado	5-2	W	32-21-13	15,724
26 Dec. 4 @	Arizona	4-0	W	14-7-5	12,254	67 Mar. 12 @	Vancouver	4-0	W	33-21-13	18,663
27 Dec. 6	PHILADELPHIA	1-2	L	14-8-5	18,230+	68 Mar. 14	NASHVILLE	1-2	L	33-22-13	18,230+
28 Dec. 9 @	Buffalo	0-1	L	14-9-5	18,438	69 Mar. 16	ARIZONA	1-0	W	34-22-13	18,230+
29 Dec. 11 @	Ottawa	5-3	W	15-9-5	17,284	70 Mar. 18 @	Anaheim	2-3	O*	34-22-14	17,174
30 Dec. 12 @	Montreal	2-6	L	15-10-5	21,287	71 Mar. 21	VANCOUVER	1-4	L	34-23-14	18,230+
31 Dec. 14 @	Toronto	3-4	O**	15-10-6	19,219	72 Mar. 23 @	New Jersey	3-1	W	35-23-14	15,721
32 Dec. 16 @	St. Louis	2-5	L	15-11-6	17,212	73 Mar. 24 @	NY Rangers	4-2	W	36-23-14	18,006
33 Dec. 18	ST. LOUIS	6-4	W	16-11-6	18,230+	74 Mar. 26 @	NY Islanders	3-2	W	37-23-14	16,170
34 Dec. 20	ARIZONA	4-2	W	17-11-6	18,230+	75 Mar. 28 @	Minnesota	1-4	L	37-24-14	19,204
35 Dec. 22	CALGARY	3-4	O*	17-11-7	18,230+	76 Mar. 30 @	Chicago	1-4	L	37-25-14	21,848
36 Dec. 27	SAN JOSE	3-1	W	18-11-7	18,451+	77 Apr. 2	EDMONTON	8-2	W	38-25-14	18,230+
37 Dec. 29 @	Calgary	1-2	L	18-12-7	19,289	78 Apr. 4	COLORADO	3-1	W	39-25-14	18,230+
38 Dec. 30 @	Edmonton	2-3	O**	18-12-8	16,839	79 Apr. 6 @	Vancouver	1-2	O**	39-25-15	18,870
39 Jan. 1 @	Vancouver	3-2	W	19-12-8	18,870	80 Apr. 7 @	Edmonton	2-4	L	39-26-15	16,839
40 Jan. 3	NASHVILLE	6-7	O*	19-12-9	18,230+	81 Apr. 9 @	Calgary	1-3	L	39-27-15	19,289
41 Jan. 8	NY RANGERS	3-4	L	19-13-9	18,230+	82 Apr. 11	SAN JOSE	4-1	W	40-27-15	18,230+

*overtime **shootout +home sellout ^Game played at Levi's Stadium

KINGS 2015-16 SEASON IN REVIEW

Record: 48-28-6 (102 points)
Pacific Division Finish: 2nd

General Manager: Dean Lombardi
Head Coach: Darryl Sutter
Captain: Dustin Brown

SCORING

PLAYER	GP	G	A	PTS	PIM	PLAYER	GP	G	A	PTS	PIM
Anze Kopitar	81	25	49	74	16	Kyle Clifford	56	3	6	9	55
Jeff Carter	77	24	38	62	20	Jamie McBain	44	2	7	9	6
Tyler Toffoli	82	31	27	58	20	Rob Scuderi	21	0	6	6	2
Milan Lucic	81	20	35	55	79	Kris Versteeg	14	4	1	5	9
Drew Dougherty	82	14	37	51	52	Jordan Nolan	52	0	5	5	38
Jake Muzzin	82	8	32	40	64	Michael Mersch	17	1	2	3	0
Tanner Pearson	79	15	21	36	18	Jonathan Quick	68	0	3	3	10
Alec Martinez	78	10	21	31	40	Derek Forbort	14	1	1	2	17
Dustin Brown	82	11	17	28	30	Peter Budaj	1	0	0	0	0
Marian Gaborik	54	12	10	22	20	Jeff Schultz	1	0	0	0	0
Vincent Lecavalier	42	10	7	17	20	Matt Greene	3	0	0	0	8
Trevor Lewis	75	8	8	16	20	Nic Dowd	5	0	0	0	2
Brayden McNabb	81	2	12	14	92	Kevin Gravel	5	0	0	0	0
Dwight King	47	7	6	13	24	Jordan Weal	10	0	0	0	2
Luke Schenn	43	2	9	11	52	Jhonas Enroth	16	0	0	0	0
Andy Andreoff	60	8	2	10	76	Shootout Goals/Team PIM	2			2	10
Nick Shore	68	3	7	10	32						
Christian Ehrhoff	40	2	8	10	32						
Team Totals							82	225	377	602	866

GOALTENDER	GP	MIN	GA	SO	SA	S%	AVG	W-L-OT
Jhonas Enroth	16	856	31	2	398	.922	2.17	7-5-1
Jonathan Quick	68	4,034	149	5	1,820	.918	2.22	40-23-5
Peter Budaj	1	62	4	0	28	.857	3.87	1-0-0
Empty Net Goals			8		8			
Shootout Goals Allowed			3					
Team Totals	82	4,984	195	7	2,254	.915#	2.31#	48-28-6

#Shootout Goals Allowed are not included in the Team Save Percentage and Team Goals Against Average.

RESULTS

1 Oct. 7	SAN JOSE	1-5	L	0-1-0	18,230+	42 Jan. 11	DETROIT	4-2	W	27-12-3	18,230+
2 Oct. 9	ARIZONA	1-4	L	0-2-0	18,230+	43 Jan. 16	OTTAWA	3-5	L	27-13-3	18,230+
3 Oct. 13	VANCOUVER	0-3	L	0-3-0	18,230+	44 Jan. 17 @	Anaheim	3-2	W	28-13-3	17,227
4 Oct. 16	MINNESOTA	2-1	W*	1-3-0	18,230+	45 Jan. 19	DALLAS	3-2	W	29-13-3	18,230+
5 Oct. 18	COLORADO	2-1	W	2-3-0	18,230+	46 Jan. 21	MINNESOTA	0-3	L	29-14-3	18,230+
6 Oct. 22 @	San Jose	4-1	W	3-3-0	16,797	47 Jan. 23 @	Arizona	2-3	L	29-15-3	14,195
7 Oct. 23	CAROLINA	3-0	W	4-3-0	18,230+	48 Jan. 24 @	San Jose	3-2	W*	30-15-3	17,562
8 Oct. 25 @	Edmonton	3-2	W	5-3-0	16,839	49 Jan. 27	COLORADO	3-4	L	30-16-3	18,230+
9 Oct. 27 @	Winnipeg	4-1	W	6-3-0	15,294	50 Feb. 2 @	Arizona	6-2	W	31-16-3	12,261
10 Oct. 31	NASHVILLE	4-3	W*	7-3-0	18,230+	51 Feb. 4	ANAHEIM	2-1	L	31-17-3	18,230+
11 Nov. 2 @	Chicago	2-4	L	7-4-0	21,534	52 Feb. 9 @	Boston	9-2	W	32-17-3	17,565
12 Nov. 3 @	St. Louis	3-0	W	8-4-0	17,529	53 Feb. 11 @	NY Islanders	2-5	L	32-18-3	13,643
13 Nov. 5	COLUMBIA	2-3	L	8-5-0	18,230+	54 Feb. 12 @	NY Rangers	5-4	W*	33-18-3	18,006
14 Nov. 7	FLORIDA	4-1	W	9-5-0	18,230+	55 Feb. 14 @	New Jersey	0-1	L	33-19-3	16,514
15 Nov. 10	ARIZONA	2-3	L	9-6-0	18,230+	56 Feb. 16 @	Washington	1-3	L	33-20-3	18,506
16 Nov. 12	NY ISLANDERS	2-1	W	10-6-0	18,230+	57 Feb. 18 @	St. Louis	1-2	O*	33-20-4	18,923
17 Nov. 14	EDMONTON	4-3	W	11-6-0	18,230+	58 Feb. 20 @	Nashville	2-1	W*	34-20-4	17,369
18 Nov. 17 @	Philadelphia	3-2	W**	12-6-0	18,846	59 Feb. 23	CALGARY	2-1	W	35-20-4	18,230+
19 Nov. 20 @	Detroit	2-3	L	12-7-0	20,027	60 Feb. 25	EDMONTON	2-1	W	36-20-4	18,230+
20 Nov. 22 @	Carolina	3-4	L	12-8-0	10,154	61 Feb. 27	BUFFALO	2-0	W	37-20-4	18,230+
21 Nov. 23 @	Florida	3-1	W	13-8-0	10,997	62 Feb. 28 @	Anaheim	2-4	L	37-21-4	17,174
22 Nov. 25 @	Tampa Bay	1-2	O**	13-8-1	19,092	63 Mar. 3	MONTREAL	3-2	W	38-21-4	18,230+
23 Nov. 28	CHICAGO	3-2	W*	14-8-1	18,482+	64 Mar. 5	ANAHEIM	2-3	L	38-22-4	18,230+
24 Dec. 1	VANCOUVER	2-1	W*	15-8-1	18,230+	65 Mar. 7	VANCOUVER	5-1	W	39-22-4	18,230+
25 Dec. 5	PITTSBURGH	5-3	W	16-8-1	18,230+	66 Mar. 9	WASHINGTON	4-3	W*	40-22-4	18,324+
26 Dec. 6	TAMPA BAY	3-1	W	17-8-1	18,230+	67 Mar. 12	NEW JERSEY	1-2	O*	40-22-5	18,412+
27 Dec. 8 @	Columbus	3-2	W*	18-8-1	15,633	68 Mar. 14 @	Chicago	5-0	W	41-22-5	22,170
28 Dec. 11 @	Pittsburgh	3-2	W**	19-8-1	18,489	69 Mar. 15 @	Dallas	5-2	W	42-22-5	18,532
29 Dec. 12 @	Buffalo	1-2	O*	19-8-2	18,133	70 Mar. 17	NY RANGERS	4-3	W*	43-22-5	18,230+
30 Dec. 14 @	Ottawa	3-5	L	19-9-2	17,829	71 Mar. 19	BOSTON	2-1	W	44-22-5	18,373+
31 Dec. 17 @	Montreal	3-0	W	20-9-2	21,288	72 Mar. 21 @	Nashville	2-5	L	44-23-5	17,113
32 Dec. 19 @	Toronto	0-5	L	20-10-2	19,362	73 Mar. 22 @	Minnesota	1-2	L	44-24-5	19,018
33 Dec. 22	SAN JOSE	3-5	L	20-11-2	18,493+	74 Mar. 24 @	Winnipeg	1-4	L	44-25-5	15,294
34 Dec. 26 @	Arizona	4-3	W*	21-11-2	15,277	75 Mar. 26	EDMONTON	6-4	W	45-25-5	18,230+
35 Dec. 28 @	Vancouver	5-0	W	22-11-2	18,570	76 Mar. 28 @	San Jose	2-5	L	45-26-5	17,066
36 Dec. 29 @	Edmonton	5-2	W	23-11-2	16,839	77 Mar. 31	CALGARY	3-0	W	46-26-5	18,417+
37 Dec. 31 @	Calgary	4-1	W	24-11-2	19,289	78 Apr. 2	DALLAS	2-3	L	46-27-5	18,230+
38 Jan. 2	PHILADELPHIA	1-1	L	25-11-2	18,230+	79 Apr. 4 @	Vancouver	2-3	L	46-28-5	18,415
39 Jan. 4 @	Colorado	2-4	L	25-12-2	15,202	80 Apr. 5 @	Calgary	5-4	W*	47-28-5	18,438
40 Jan. 7	TORONTO	2-1	W	26-12-2	18,230+	81 Apr. 7	ANAHEIM	2-1	W	48-28-5	18,511+
41 Jan. 9	ST. LOUIS	1-2	O**	26-12-3	18,413+	82 Apr. 9	WINNIPEG	3-4	O**	48-28-6	18,449+

*overtime **shootout +home sellout

KINGS 2016-17 SEASON IN REVIEW

Record: 39-35-8 (86 points)
Pacific Division Finish: 5th

General Manager: Dean Lombardi
Head Coach: Darryl Sutter
Captain: Anze Kopitar

ALL-TIME RECORDS

SCORING											
PLAYER	GP	G	A	PTS	PIM	PLAYER	GP	G	A	PTS	PIM
Jeff Carter	82	32	34	66	41	Paul LaDue	22	0	8	8	4
Anze Kopitar	76	12	40	52	28	Kevin Gravel	49	1	6	7	6
Tanner Pearson	80	24	20	44	13	Adrian Kempe	25	2	4	6	6
Drew Doughty	82	12	32	44	46	Tom Gilbert	18	1	4	5	6
Alec Martinez	82	9	30	39	24	Brayden McNabb	49	2	2	4	54
Dustin Brown	80	14	22	36	22	Matt Greene	26	1	1	2	19
Tyler Toffoli	63	16	18	34	22	Jonny Brodzinski	6	0	2	2	2
Jake Muzzin	82	9	19	28	46	Teddy Purcell	12	0	2	2	0
Trevor Lewis	82	12	12	24	30	Andy Andreoff	36	0	2	2	70
Nic Dowd	70	6	16	22	25	Peter Budaj	53	0	1	1	0
Marian Gaborik	56	10	11	21	18	Jack Campbell	1	0	0	0	0
Derek Forbort	82	2	16	18	54	Ben Bishop	7	0	0	0	2
Nick Shore	70	6	11	17	20	Jeff Zatkoff	13	0	0	0	0
Dwight King	63	8	7	15	10	Jonathan Quick	17	0	0	0	2
Kyle Clifford	73	6	6	12	92	Shootout Goals/Team PIM	2			2	18
Devin Setoguchi	45	4	8	12	14	Team Totals	82	201	341	542	754
Jarome Iginla	19	6	3	9	16						
Jordan Nolan	46	4	4	8	44						
GOALTENDER	GP	MIN	GA	SO	SA	S%	AVG	W-L-OT			
Jack Campbell	1	20	0	0	5	1.000	0.00	0-0-0			
Peter Budaj	53	3,029	107	7	1,286	.917	2.12	27-20-3			
Jonathan Quick	17	931	35	2	421	.917	2.26	8-5-2			
Ben Bishop	7	410	17	0	170	.900	2.49	2-3-2			
Jeff Zatkoff	13	550	27	0	223	.879	2.95	2-7-1			
Empty Net Goals			15		15						
Shootout Goals Allowed			4								
Team Totals	82	4,978	205	9	2,120	.905#	2.42#	39-35-8			

#Shootout Goals Allowed are not included in the Team Save Percentage and Team Goals Against Average.

RESULTS

1 Oct 12 @ San Jose	1-2	L	0-1-0	17562	42 Jan 12	ST. LOUIS	5-1	W	21-17-4	18230+
2 Oct 14 PHILADELPHIA	2-4	L	0-2-0	18453+	43 Jan 14	WINNIPEG	3-2	W*	22-17-4	18230+
3 Oct 18 @ Minnesota	3-6	L	0-3-0	18644	44 Jan 16	TAMPA BAY	1-2	L	22-18-4	18230+
4 Oct 20 @ Dallas	4-3	W*	1-3-0	18532	45 Jan 18	SAN JOSE	2-3	L	22-19-4	18230+
5 Oct 22 VANCOUVER	4-3	W**	2-3-0	18230+	46 Jan 21 @ NY Islanders	2-4	L	22-20-4	15138	
6 Oct 25 COLUMBUS	3-2	W*	3-3-0	18230+	47 Jan 23 @ NY Rangers	2-3	L	22-21-4	18006	
7 Oct 27 NASHVILLE	3-2	W*	4-3-0	18230+	48 Jan 24 @ New Jersey	3-1	W	23-21-4	13412	
8 Oct 29 @ St. Louis	0-1	L	4-4-0	18631	49 Jan 26 @ Carolina	3-0	W	24-21-4	10486	
9 Oct 30 @ Chicago	0-3	L	4-5-0	21329	50 Jan 31 @ Arizona	3-2	W	25-21-4	11577	
10 Nov 1 ANAHEIM	0-4	L	4-6-0	18230+	51 Feb 1	COLORADO	5-0	W	26-21-4	18230+
11 Nov 3 PITTSBURGH	3-2	W*	5-6-0	18230+	52 Feb 4 @ Philadelphia	1-0	W*	27-21-4	19833	
12 Nov 5 CALGARY	5-0	W	6-6-0	18230+	53 Feb 5 @ Washington	0-5	L	27-22-4	18506	
13 Nov 8 @ Toronto	7-0	W	7-6-0	18976	54 Feb 7 @ Tampa Bay	0-5	L	27-23-4	19092	
14 Nov 10 @ Montreal	1-4	L	7-7-0	21288	55 Feb 9 @ Florida	6-3	W	28-23-4	13451	
15 Nov 11 @ Ottawa	1-2	L	7-8-0	15622	56 Feb 16 ARIZONA	3-5	L	28-24-4	18230+	
16 Nov 13 @ Winnipeg	2-3	O**	7-8-1	15294	57 Feb 18	FLORIDA	2-1	L	28-25-4	18230+
17 Nov 15 @ Colorado	1-4	L	7-9-1	14805	58 Feb 19 @ Anaheim	0-1	L	28-26-4	17174	
18 Nov 17 EDMONTON	4-2	W	8-9-1	18230+	59 Feb 21 @ Colorado	2-1	W	29-26-4	13768	
19 Nov 19 NEW JERSEY	4-2	W	9-9-1	18230+	60 Feb 23 BOSTON	1-4	L	29-27-4	18230+	
20 Nov 20 @ Anaheim	3-2	W	10-9-1	16611	61 Feb 25 ANAHEIM	4-1	W	30-27-4	18230+	
21 Nov 23 NY ISLANDERS	4-2	W	11-9-1	18230+	62 Feb 27 @ Minnesota	4-5	O*	30-27-5	19118	
22 Nov 26 CHICAGO	2-1	W*	12-9-1	18435+	63 Feb 28 @ Calgary	1-2	O*	30-27-6	19289	
23 Nov 30 SAN JOSE	1-4	L	12-10-1	18230+	64 Mar 2	TORONTO	3-2	W**	31-27-6	18230+
24 Dec 1 @ Arizona	4-3	W	13-10-1	11327	65 Mar 4 VANCOUVER	3-4	L	31-28-6	18230+	
25 Dec 4 MONTREAL	4-5	O**	13-10-2	18230+	66 Mar 9 NASHVILLE	3-2	W*	32-28-6	18230+	
26 Dec 8 CAROLINA	1-3	L	13-11-2	18230+	67 Mar 11 WASHINGTON	4-2	W	33-28-6	18230+	
27 Dec 10 OTTAWA	4-1	W	14-11-2	18230+	68 Mar 13	ST. LOUIS	1-3	L	33-29-6	18230+
28 Dec 13 @ Buffalo	3-6	L	14-12-2	18375	69 Mar 14 ARIZONA	2-3	O**	33-29-7	18230+	
29 Dec 15 @ Detroit	4-1	W	15-12-2	20027	70 Mar 16	BUFFALO	2-0	W	34-29-7	18230+
30 Dec 16 @ Pittsburgh	1-0	W*	16-12-2	18544	71 Mar 19 @ Calgary	2-5	L	34-30-7	19115	
31 Dec 18 @ Boston	0-1	L	16-13-2	17565	72 Mar 20 @ Edmonton	0-2	L	34-31-7	18347	
32 Dec 20 @ Columbus	2-3	O**	16-13-3	16568	73 Mar 23 WINNIPEG	5-2	W	35-31-7	18230+	
33 Dec 22 @ Nashville	4-0	W	17-13-3	17156	74 Mar 25 NY RANGERS	0-3	L	35-32-7	18230+	
34 Dec 23 @ Dallas	2-3	O*	17-13-4	18156	75 Mar 28 @ Edmonton	1-2	L	35-33-7	18347	
35 Dec 28 @ Vancouver	1-2	L	17-14-4	18865	76 Mar 29 @ Calgary	4-1	W	36-33-7	19005	
36 Dec 29 @ Edmonton	1-3	L	17-15-4	18347	77 Mar 31 @ Vancouver	2-0	W	37-33-7	18865	
37 Dec 31 SAN JOSE	3-2	W	18-15-4	18230+	78 Apr 2	ARIZONA	1-2	L	37-34-7	18230+
38 Jan 3 @ San Jose	2-1	W*	19-15-4	17562	79 Apr 4 EDMONTON	6-4	W	38-34-7	18230+	
39 Jan 5 DETROIT	0-4	L	19-16-4	18230+	80 Apr 6 CALGARY	1-4	L	38-35-7	18230+	
40 Jan 7 MINNESOTA	4-3	W*	20-16-4	18230+	81 Apr 8 CHICAGO	3-2	W*	39-35-7	18230+	
41 Jan 9 DALLAS	4-6	L	20-17-4	18230+	82 Apr 9 @ Anaheim	3-4	O*	39-35-8	16564	

*overtime **shootout +home sellout

KINGS 2017-18 SEASON IN REVIEW

Record: 45-29-8 (98 points)
Pacific Division Finish: 4th

General Manager: Rob Blake
Head Coach: John Stevens
Captain: Anze Kopitar

SCORING

PLAYER	GP	G	A	PTS	PIM	PLAYER	GP	G	A	PTS	PIM
Anze Kopitar	82	35	57	92	20	Michael Amadio	37	4	4	8	8
Dustin Brown	81	28	33	61	58	Mike Cammalleri	15	3	4	7	4
Drew Doughty	82	10	50	60	54	Tobias Rieder	20	4	2	6	0
Tyler Toffoli	82	24	23	47	16	Jonny Brodzinski	35	4	2	6	6
Jake Muzzin	74	8	34	42	40	Nate Thompson	26	1	5	6	10
Tanner Pearson	82	15	25	40	27	Jussi Jokinen	18	1	4	5	4
Adrian Kempe	81	16	21	37	49	Paul LaDue	12	3	1	4	6
Trevor Lewis	68	14	12	26	25	Kurtis MacDermid	34	1	3	4	57
Alex Iafallo	75	9	16	25	12	Jonathan Quick	64	0	4	4	10
Alec Martinez	77	9	16	25	34	Kevin Gravel	16	0	3	3	2
Jeff Carter	27	13	9	22	2	Daniel Brickley	1	0	1	1	0
Derek Forbort	78	1	17	18	49	Brooks Laich	12	0	1	1	6
Nick Shore	49	4	11	15	12	Nic Dowd	16	0	1	1	12
Marian Gaborik	30	7	7	14	18	Darcy Kuemper	19	0	1	1	0
Christian Folin	65	3	10	13	30	Justin Auger	2	0	0	0	2
Torrey Mitchell	49	6	5	11	28	Andrew Crescenzi	2	0	0	0	2
Kyle Clifford	50	6	4	10	48	Jack Campbell	5	0	0	0	0
Dion Phaneuf	26	3	7	10	15	Shootout Goals/Team PIM		2		2	10
Andy Andreoff	45	3	6	9	50	Team Totals	82	239	406	645	735
Oscar Fantenberg	27	2	7	9	11						

GOALTENDER

PLAYER	GP	MIN	GA	SO	SA	S%	AVG	W-L-OT
Darcy Kuemper	19	999	35	3	516	.932	2.10	10-1-3
Jonathan Quick	64	3,677	147	5	1,867	.921	2.40	33-28-3
Jack Campbell	5	267	11	0	145	.924	2.47	2-0-2
Empty Net Goals			9		9			
Shootout Goals Allowed			1					
Team Totals	82	4,982	203	2,537	.920#	2.43#	45-29-8	

#Shootout Goals Allowed are not included in the Team Save Percentage and Team Goals Against Average.

RESULTS

1 Oct 5	PHILADELPHIA	2-0	W	1-0-0	18,230+	42 Jan 6	NASHVILLE	3-4	L	24-13-5	18,230+
2 Oct 7 @	San Jose	4-1	W	2-0-0	17,562	43 Jan 13	ANAHEIM	2-4	L	24-14-5	18,443+
3 Oct 11	CALGARY	4-0	O*	2-0-1	18,230+	44 Jan 15	SAN JOSE	1-4	L	24-15-5	18,230+
4 Oct 14	BUFFALO	3-2	W	3-0-1	18,230+	45 Jan 18	PITTSBURGH	1-3	L	24-16-5	18,230+
5 Oct 15	NY ISLANDERS	3-2	W	4-0-1	18,230+	46 Jan 19 @	Anaheim	1-2	L	24-17-5	17,258
6 Oct 18	MONTREAL	5-1	W	5-0-1	18,230+	47 Jan 21	NY RANGERS	4-2	W	25-17-5	18,230+
7 Oct 21 @	Columbus	6-4	W	6-0-1	15,329	48 Jan 23 @	Vancouver	2-6	L	25-18-5	18,865
8 Oct 23 @	Toronto	2-3	L	6-1-1	19,235	49 Jan 24 @	Calgary	2-1	W*	26-18-5	19,004
9 Oct 24 @	Ottawa	3-2	W**	7-1-1	14,034	50 Jan 30 @	Dallas	3-0	W	27-18-5	17,655
10 Oct 26 @	Montreal	4-0	W	8-1-1	21,302	51 Feb 1 @	Nashville	0-5	L	27-19-5	17,384
11 Oct 28 @	Boston	2-1	W*	9-1-1	17,565	52 Feb 3	ARIZONA	6-0	W	28-19-5	18,320+
12 Oct 30 @	St. Louis	2-4	L	9-2-1	17,423	53 Feb 7	EDMONTON	5-2	W	29-19-5	18,230+
13 Nov 2	TORONTO	5-3	W	10-2-1	18,230+	54 Feb 9 @	Florida	3-1	W	30-19-5	14,099
14 Nov 4	NASHVILLE	3-4	O*	10-2-2	18,230+	55 Feb 10 @	Tampa Bay	3-4	L	30-20-5	19,092
15 Nov 7 @	Anaheim	4-3	W*	11-2-2	16,637	56 Feb 13 @	Carolina	3-7	L	30-21-5	12,805
16 Nov 9	TAMPA BAY	2-5	L	11-3-2	18,230+	57 Feb 15 @	Pittsburgh	1-3	L	30-22-5	18,604
17 Nov 12	SAN JOSE	1-2	L	11-4-2	18,230+	58 Feb 17 @	Buffalo	4-2	W	31-22-5	18,632
18 Nov 14	VANCOUVER	2-3	L	11-5-2	18,230+	59 Feb 19 @	Chicago	3-1	W	32-22-5	21,339
19 Nov 16	BOSTON	1-2	L	11-6-2	18,230+	60 Feb 20 @	Winnipeg	4-3	W	33-22-5	15,321
20 Nov 18	FLORIDA	4-0	W	12-6-2	18,230+	61 Feb 22	DALLAS	0-2	L	33-23-5	18,230+
21 Nov 19 @	Vegas	2-4	L	12-7-2	18,211	62 Feb 24	EDMONTON	3-4	L	33-24-5	18,230+
22 Nov 22	WINNIPEG	1-2	L	12-8-2	18,230+	63 Feb 26	VEGAS	3-2	W*	34-24-5	18,230+
23 Nov 24 @	Arizona	2-3	O*	12-8-3	12,285	64 Feb 27 @	Vegas	4-1	W	35-24-5	18,328
24 Nov 25	ANAHEIM	2-1	W**	13-8-3	18,230+	65 Mar 1	COLUMBUS	5-2	W	36-24-5	18,230+
25 Nov 28 @	Detroit	4-1	W	14-8-3	19,515	66 Mar 3	CHICAGO	3-5	L	36-25-5	18,230+
26 Nov 30 @	Washington	5-2	W	15-8-3	18,506	67 Mar 8	WASHINGTON	3-1	W	37-25-5	18,230+
27 Dec 1 @	St. Louis	4-1	W	16-8-3	18,322	68 Mar 10	ST. LOUIS	2-7	L	37-26-5	18,230+
28 Dec 3 @	Chicago	3-1	W	17-8-3	21,622	69 Mar 12	VANCOUVER	3-0	W	38-26-5	18,230+
29 Dec 5	MINNESOTA	5-2	W	18-8-3	18,230+	70 Mar 13 @	Arizona	3-4	O**	38-26-6	11,346
30 Dec 7	OTTAWA	4-3	W*	19-8-3	18,230+	71 Mar 15	DETROIT	4-1	W	39-26-6	18,230+
31 Dec 9	CAROLINA	3-2	W*	20-8-3	18,230+	72 Mar 17	NEW JERSEY	0-3	L	39-27-6	18,230+
32 Dec 12 @	New Jersey	1-5	L	20-9-3	13,275	73 Mar 19 @	Minnesota	4-3	W*	40-27-6	19,081
33 Dec 15 @	NY Rangers	2-4	L	20-10-3	17,756	74 Mar 20 @	Winnipeg	1-2	O*	40-27-7	15,321
34 Dec 16 @	NY Islanders	3-4	O*	20-10-4	13,087	75 Mar 22 @	Colorado	7-1	W	41-27-7	17,071
35 Dec 18 @	Philadelphia	4-1	W	21-10-4	19,617	76 Mar 24 @	Edmonton	2-3	L	41-28-7	18,347
36 Dec 21	COLORADO	2-1	W*	22-10-4	18,230+	77 Mar 26	CALGARY	4-0	W	42-28-7	18,230+
37 Dec 23 @	San Jose	0-2	L	22-11-4	17,562	78 Mar 29	ARIZONA	4-2	W	43-28-7	18,230+
38 Dec 28	VEGAS	2-3	O*	22-11-5	18,432+	79 Mar 30 @	Anaheim	1-2	O*	43-28-8	17,473
39 Dec 30 @	Vancouver	4-3	W	23-11-5	18,865	80 Apr 2	COLORADO	3-1	W	44-28-8	18,230+
40 Jan 2 @	Edmonton	5-0	W	24-11-5	18,347	81 Apr 5	MINNESOTA	5-4	W*	45-28-8	18,230+
41 Jan 4 @	Calgary	3-4	L	24-12-5	19,206	82 Apr 7	DALLAS	2-4	L	45-29-8	18,230+

*overtime **shootout +home sellout

KINGS 2018-19 SEASON IN REVIEW

Record: 31-42-9 (71 points)

Pacific Division Finish: 8th

General Manager: Rob Blake

Head Coach: John Stevens (4-8-1)/
Willie Desjardins (27-34-8)

Captain: Anze Kopitar

ALL-TIME RECORDS

SCORING											
PLAYER	GP	G	A	PTS	PIM	PLAYER	GP	G	A	PTS	PIM
Anze Kopitar	81	22	38	60	30	Matt Roy	25	2	4	6	8
Dustin Brown	72	22	29	51	24	Dion Phaneuf	67	1	5	6	53
Drew Doughty	82	8	37	45	44	Paul LaDuE	33	2	3	5	12
Ilya Kovalchuk	64	16	18	34	10	Carl Hagelin	22	1	4	5	8
Tyler Toffoli	82	13	21	34	23	Jonny Brodzinski	13	2	1	3	2
Alex Iafallo	82	15	18	33	22	Oscar Fantenberg	46	2	1	3	10
Jeff Carter	76	13	20	33	42	Jonathan Quick	46	0	2	2	6
Adrian Kempe	81	12	16	28	50	Nikita Scherbak	8	1	0	1	2
Austin Wagner	62	12	9	21	16	Daniel Brickley	4	0	1	1	0
Kyle Clifford	72	11	10	21	96	Jaret Anderson-Dolan	5	0	1	1	0
Jake Muzzin	50	4	17	21	33	Kurtis MacDermid	11	0	1	1	8
Brendan Leipsic	45	5	13	18	22	Tanner Pearson	17	0	1	1	8
Alec Martinez	60	4	14	18	8	Jack Campbell	31	0	1	1	0
Derek Forbort	81	2	12	14	52	Blake Lizotte	1	0	0	0	0
Michael Amadio	43	6	7	13	6	Peter Budaj	3	0	0	0	0
Trevor Lewis	44	3	9	12	9	Sheldon Rempal	7	0	0	0	0
Matt Luff	33	8	3	11	9	Calvin Petersen	11	0	0	0	0
Sean Walker	39	3	7	10	8	Shooting Goals/Team PIM	3				16
Carl Grundstrom	15	5	1	6	6	Team Totals	82	202	326	528	663
Nate Thompson	53	4	2	6	17						
GOALTENDER											
	GP	MIN	GA	SO	SA	S%	AVG	W-L-OT			
Jack Campbell	31	1,593	61	2	845	.928	2.30	10-14-1			
Calvin Petersen	11	622	27	1	355	.924	2.60	5-4-1			
Jonathan Quick	46	2,648	149	2	1,329	.888	3.38	16-23-7			
Peter Budaj	3	72	6	0	33	.818	5.00	0-1-0			
Empty Net Goals			16		16						
Shooting Goals Allowed			4								
Team Totals	82	4,980	263	5	2,578	.900#	3.12#	31-42-9			

#Shooting Goals Allowed are not included in the Team Save Percentage and Team Goals Against Average.

RESULTS

1 Oct 5	SAN JOSE	2-3	O*	0-0-1	18230+	42 Jan 3	TAMPA BAY	2-6	L	16-23-3	17551
2 Oct 7	DETROIT	4-2	W	1-0-1	18230+	43 Jan 5	EDMONTON	4-0	W	17-23-3	18230+
3 Oct 9 @	Winnipeg	1-2	L	1-1-1	15321	44 Jan 7 @	San Jose	1-3	L	17-24-3	15447
4 Oct 11 @	Montreal	3-0	W	2-1-1	21032	45 Jan 10	OTTAWA	1-4	L	17-25-3	17713
5 Oct 13 @	Ottawa	1-5	L	2-2-1	15355	46 Jan 12	PITTSBURGH	5-2	W	18-25-3	18414+
6 Oct 15 @	Toronto	1-4	L	2-3-1	19429	47 Jan 15 @	Minnesota	2-3	O**	18-25-4	19017
7 Oct 18	NY ISLANDERS	2-7	L	2-4-1	18230+	48 Jan 17 @	Dallas	2-1	W	19-25-4	18045
8 Oct 20	BUFFALO	1-5	L	2-5-1	18230+	49 Jan 19 @	Colorado	1-7	L	19-26-4	18043
9 Oct 23 @	Dallas	2-4	L	2-6-1	17354	50 Jan 21	ST. LOUIS	4-3	W	20-26-4	18230+
10 Oct 25 @	Minnesota	1-4	L	2-7-1	18778	51 Feb 2 @	NY Islanders	2-4	L	20-27-4	13917
11 Oct 28	NY RANGERS	4-3	W	3-7-1	18230+	52 Feb 4 @	NY Rangers	4-3	W*	21-27-4	16233
12 Nov 1	PHILADELPHIA	2-5	L	3-8-1	18230+	53 Feb 5 @	New Jersey	5-1	W	22-27-4	14508
13 Nov 3	COLUMBUS	4-1	W	4-8-1	18230+	54 Feb 7 @	Philadelphia	3-2	W**	23-27-4	18982
14 Nov 6	ANAHEIM	4-1	W	5-8-1	18230+	55 Feb 9 @	Boston	4-5	O*	23-27-5	17565
15 Nov 8	MINNESOTA	1-3	L	5-9-1	17621	56 Feb 11 @	Washington	4-6	L	23-28-5	18506
16 Nov 10	CALGARY	0-1	L	5-10-1	18230+	57 Feb 14	VANCOUVER	3-4	O**	23-28-6	18230+
17 Nov 13	TORONTO	1-5	L	5-11-1	17859	58 Feb 16	BOSTON	2-4	L	23-29-6	18230+
18 Nov 16 @	Chicago	2-1	W**	6-11-1	21227	59 Feb 18	WASHINGTON	1-2	L	23-30-6	18230+
19 Nov 17 @	Nashville	3-5	L	6-12-1	17627	60 Feb 21 @	Nashville	1-2	L	23-31-6	17510
20 Nov 19 @	St. Louis	2-0	W	7-12-1	16860	61 Feb 23 @	Florida	1-6	L	23-32-6	14290
21 Nov 21	COLORADO	3-7	L	7-13-1	17840	62 Feb 25 @	Tampa Bay	3-4	O**	23-32-7	19092
22 Nov 24	VANCOUVER	2-4	L	7-14-1	17725	63 Feb 26 @	Carolina	1-6	L	23-33-7	13042
23 Nov 25	EDMONTON	5-2	W	8-14-1	17581	64 Feb 28	DALLAS	3-4	O*	23-33-8	18230+
24 Nov 27 @	Vancouver	2-1	W*	9-14-1	17790	65 Mar 2	CHICAGO	6-3	W	24-33-8	18230+
25 Nov 29 @	Edmonton	2-3	L	9-15-1	18347	66 Mar 5	MONTREAL	1-3	L	24-34-8	17764
26 Nov 30 @	Calgary	1-4	L	9-16-1	17989	67 Mar 7	ST. LOUIS	0-4	L	24-35-8	17837
27 Dec 2	CAROLINA	2-0	W	10-16-1	17546	68 Mar 9 @	Arizona	2-4	L	24-36-8	14976
28 Dec 4	ARIZONA	1-2	L	10-17-1	17203	69 Mar 10 @	Anaheim	3-2	W	25-36-8	17174
29 Dec 6	NEW JERSEY	3-6	L	10-18-1	17568	70 Mar 14	NASHVILLE	1-3	L	25-37-8	17720
30 Dec 8	VEGAS	5-1	W	11-18-1	17631	71 Mar 16	FLORIDA	3-4	L	25-38-8	18032
31 Dec 10 @	Detroit	1-3	L	11-19-1	18322	72 Mar 18	WINNIPEG	2-3	L	25-39-8	17842
32 Dec 11 @	Buffalo	3-0	O*	11-19-2	17897	73 Mar 21	SAN JOSE	4-2	W	25-39-8	18230+
33 Dec 13 @	Columbus	1-4	L	11-20-2	15087	74 Mar 23	ANAHEIM	4-3	W**	27-39-8	18230+
34 Dec 15 @	Pittsburgh	3-4	O*	11-20-3	18627	75 Mar 25 @	Calgary	3-0	W	28-39-8	18471
35 Dec 18	WINNIPEG	4-1	W	12-20-3	17405	76 Mar 26 @	Edmonton	4-8	L	28-40-8	18347
36 Dec 22 @	San Jose	3-2	W*	13-20-3	17562	77 Mar 28 @	Vancouver	2-3	O**	28-40-9	18524
37 Dec 23 @	Vegas	4-3	W*	14-20-3	18225	78 Mar 30	CHICAGO	3-2	W	29-40-9	18230+
38 Dec 27	ARIZONA	1-4	L	15-20-3	18230+	79 Apr 1	CALGARY	2-7	L	29-41-9	18117
39 Dec 29	VEGAS	2-1	L	15-21-3	18230+	80 Apr 2 @	Arizona	3-1	W	30-41-9	14687
40 Dec 31 @	Colorado	3-2	W*	16-21-3	18017	81 Apr 5 @	Anaheim	2-5	L	30-42-9	17306
41 Jan 1 @	Vegas	0-2	L	16-22-3	18319	82 Apr 6	VEGAS	5-2	W	31-42-9	18230+

*overtime **shootout +home sellout

KINGS 2019-20 SEASON IN REVIEW

Record: 29-35-6 (64 points)
Pacific Division Finish: 7th

General Manager: Rob Blake
Head Coach: Todd McLellan (26-35-6)
Captain: Anze Kopitar

SCORING

PLAYER	GP	G	A	PTS	PIM	PLAYER	GP	G	A	PTS	PIM
Anze Kopitar	70	21	41	62	16	Gabriel Vilardi	10	3	4	7	4
Alex Iafallo	70	17	26	43	14	Trevor Moore	15	3	2	5	2
Dustin Brown	66	17	18	35	22	Matt Luff	18	1	4	5	2
Drew Doughty	67	7	28	35	36	Joakim Ryan	35	1	4	5	10
Tyler Toffoli	58	18	16	34	16	Carl Grundstrom	13	0	4	4	8
Adrian Kempe	69	11	21	32	29	Mikey Anderson	6	1	0	1	0
Jeff Carter	60	17	10	27	36	Paul LaDupe	2	0	1	1	0
Sean Walker	70	5	19	24	26	Derek Forbort	13	0	1	1	4
Blake Lizotte	65	6	17	23	20	Jonathan Quick	42	0	1	1	0
Matt Roy	70	4	14	18	10	Tim Schaller	2	0	0	0	0
Michael Amadio	68	6	10	16	10	Tobias Bjornfot	3	0	0	0	0
Ben Hutton	65	4	12	16	14	Jaret Anderson-Dolan	4	0	0	0	0
Kyle Clifford	53	6	8	14	45	Kale Clague	4	0	0	0	2
Nikolai Prokhorin	43	4	10	12	6	Calvin Petersen	8	0	0	0	0
Trevor Lewis	56	6	6	12	16	Jack Campbell	20	0	0	0	0
Austin Wagner	65	6	5	11	39	Shootout Goals/Team PIM		1			12
Ilya Kovalchuk	17	3	6	9	12	Team Totals	70	178	302	479	479
Martin Frk	17	6	2	8	4						
Kurtis MacDermid	45	3	5	8	47						
Alec Martinez	41	1	7	8	17						

GOALTENDER

	GP	MIN	GA	SO	SA	S%	AVG	W-L-OT
Jonathan Quick	42	2,516	117	1	1,224	.904	2.79	16-22-4
Jack Campbell	20	1,202	57	0	572	.900	2.85	8-10-2
Calvin Petersen	8	477	21	0	269	.922	2.64	5-3-0
Empty Net Goals			14		14			
Shootout Goals Allowed			3					
Team Totals	70	4,195	212	1	2,079	.899#	2.96#	29-35-6

#Shootout Goals Allowed are not included in the Team Save Percentage and Team Goals Against Average.

RESULTS

1 Oct 5 @ Edmonton	5-6	L	0-1-0	18347	36 Dec 17 @ Boston	4-3	W*	15-18-3	17850
2 Oct 8 @ Calgary	4-3	W*	1-1-0	18150	37 Dec 19 @ Columbus	2-3	O*	15-18-4	17117
3 Oct 9 @ Vancouver	2-8	L	1-2-0	18955	38 Dec 21 @ Buffalo	2-3	L	15-19-4	17484
4 Oct 12 NASHVILLE	7-4	W	2-2-0	18230+	39 Dec 23 ST. LOUIS	1-4	L	15-20-4	18230+
5 Oct 13 VEGAS	2-5	L	2-3-0	17699	40 Dec 27 @ San Jose	3-2	W*	16-20-4	16610
6 Oct 15 CAROLINA	0-2	L	2-4-0	14219	41 Dec 28 @ Vancouver	2-3	L	16-21-4	18837
7 Oct 17 BUFFALO	0-3	L	2-5-0	17605	42 Dec 31 PHILADELPHIA	5-3	W	17-21-4	17982
8 Oct 19 CALGARY	4-1	W	3-5-0	18230+	43 Jan 4 NASHVILLE	1-4	L	17-22-4	18230+
9 Oct 22 @ Winnipeg	3-2	W	4-5-0	15325	44 Jan 6 COLUMBUS	2-4	L	17-23-4	14964
10 Oct 24 @ St. Louis	2-5	L	4-6-0	18096	45 Jan 8 DALLAS	1-2	L	17-24-4	17129
11 Oct 26 @ Minnesota	1-5	L	4-7-0	17444	46 Jan 9 @ Vegas	5-2	W	18-24-4	18281
12 Oct 27 @ Chicago	1-5	L	4-8-0	21334	47 Jan 11 @ Carolina	0-2	L	18-25-4	18680
13 Oct 30 VANCOUVER	3-5	L	4-9-0	15565	48 Jan 14 @ Tampa Bay	3-4	O**	18-25-5	19092
14 Nov 2 CHICAGO	4-3	W*	5-9-0	18230+	49 Jan 16 @ Florida	3-4	L	18-26-5	12575
15 Nov 5 @ Toronto	1-3	L	5-10-0	19195	50 Jan 18 @ Philadelphia	1-4	L	18-27-5	19602
16 Nov 7 @ Ottawa	2-3	O*	5-10-1	9929	51 Jan 29 TAMPA BAY	2-4	L	18-28-5	18230+
17 Nov 9 @ Montreal	2-3	L	5-11-1	21302	52 Jan 30 @ Arizona	3-2	W*	19-28-5	13346
18 Nov 12 MINNESOTA	3-1	W	6-11-1	16099	53 Feb 1 ANAHEIM	1-3	L	19-29-5	18230+
19 Nov 14 DETROIT	3-2	W*	7-11-1	16871	54 Feb 4 @ Washington	2-4	L	19-30-5	18573
20 Nov 16 VEGAS	4-3	W	8-11-1	17282	55 Feb 6 @ NY Islanders	3-5	L	19-31-5	11108
21 Nov 18 @ Arizona	0-3	L	8-12-1	12210	56 Feb 8 @ New Jersey	0-3	L	19-32-5	16514
22 Nov 21 EDMONTON	5-1	W	9-12-1	15539	57 Feb 9 @ NY Rangers	1-4	L	19-33-05	17237
23 Nov 23 ARIZONA	2-3	L	9-13-1	15912	58 Feb 12 CALGARY	5-3	W	20-33-05	18230+
24 Nov 25 SAN JOSE	3-4	O*	9-13-2	16927	59 Feb 15 @ Colorado	3-1	W	21-33-05	43574
25 Nov 27 NY ISLANDERS	4-1	W	10-13-2	16082	60 Feb 18 @ Winnipeg	3-6	L	21-34-05	15325
26 Nov 29 @ San Jose	1-4	L	10-14-2	16893	61 Feb 18 FLORIDA	5-4	W	22-34-05	16911
27 Nov 30 WINNIPEG	2-1	W	11-14-2	17249	62 Feb 22 COLORADO	1-2	O**	22-34-06	18230+
28 Dec 2 @ Anaheim	2-4	L	11-15-2	15434	63 Feb 23 EDMONTON	2-4	L	22-35-06	18230+
29 Dec 4 WASHINGTON	1-3	L	11-16-2	16102	64 Feb 26 PITTSBURGH	2-1	W	23-35-06	16898
30 Dec 6 @ Edmonton	1-2	L	11-17-2	17044	65 Feb 29 NEW JERSEY	2-1	W*	24-35-06	17372
31 Dec 7 @ Calgary	3-4	L	11-18-2	19080	66 Mar 1 @ Vegas	4-1	W	25-35-06	18419
32 Dec 10 NY RANGERS	3-1	W	12-18-2	17826	67 Mar 5 TORONTO	1-0	W**	26-35-06	17495
33 Dec 12 @ Anaheim	2-1	W	13-18-2	16008	68 Mar 7 MINNESOTA	7-3	W	27-35-06	16082
34 Dec 14 @ Pittsburgh	4-5	O**	13-18-3	18581	69 Mar 9 COLORADO	3-1	W	28-35-06	15011
35 Dec 15 @ Detroit	4-2	W	14-18-3	18540	70 Mar 11 OTTAWA	3-2	W	29-35-06	12030

*overtime **shootout +home sellout

KINGS 2020-21 SEASON IN REVIEW

Record: 21-28-7 (49 points)
West Division Finish: 6th

General Manager: Rob Blake
Head Coach: Todd McLellan
Captain: Anze Kopitar

ALL-TIME RECORDS

SCORING											
PLAYER	GP	G	A	PTS	PIM	PLAYER	GP	G	A	PTS	PIM
Anze Kopitar	56	13	37	50	10	Kurtis MacDermid	28	2	2	4	36
Drew Doughty	56	8	26	34	26	Olli Maatta	41	0	4	4	6
Dustin Brown	49	17	14	31	18	Michael Amadio	20	0	2	2	2
Alex Iafallo	55	13	17	30	4	Arthur Kaliyev	1	1	0	1	0
Adrian Kempe	56	14	15	29	28	Rasmus Kupari	7	1	0	1	2
Andreas Athanasiou	47	10	13	23	27	Matt Luff	13	1	0	1	5
Gabriel Vilardi	54	10	13	23	6	Quinton Byfield	6	0	1	1	2
Trevor Moore	56	10	13	23	18	Austin Strand	13	0	1	1	8
Jeff Carter	40	8	11	19	22	Calvin Petersen	35	0	1	1	0
Sean Walker	47	5	13	18	18	Martin Frk	1	0	0	0	0
Jaret Anderson-Dolan	34	7	4	11	6	Drake Rymsha	1	0	0	0	0
Carl Grundstrom	47	6	5	11	16	Mark Alt	2	0	0	0	2
Milkey Anderson	54	1	10	11	30	Troy Grosenick	2	0	0	0	0
Blake Lizotte	41	3	7	10	16	Christian Wolanin	3	0	0	0	2
Matt Roy	44	2	8	10	8	Jonathan Quick	22	0	0	0	0
Austin Wagner	44	4	4	8	15	Shootout Goals/Team PIM		1			18
Lias Andersson	23	3	3	6	12	Team Totals	56	143	326	528	395
Tobias Bjornfot	33	1	5	6	14						
Kale Clague	18	0	6	6	4						
Brendan Lemieux	18	2	2	4	14						

GOALTENDER	GP	MIN	GA	SO	SA	S%	AVG	W-L-OT
Jonathan Quick	22	1,219	58	2	566	0.898	2.86	11-9-2
Calvin Petersen	35	2,016	97	0	1,095	0.911	2.89	9-18-5
Troy Grosenick	2	120	6	0	77	0.922	3.00	1-1-0
Empty Net Goals			8		8			
Shootout Goals Allowed			1					
Team Totals	56	3,355	170	2	1,746	.903#	3.02#	21-28-7

#Shootout Goals Allowed are not included in the Team Save Percentage and Team Goals Against Average.

RESULTS

1	Jan 14	MINNESOTA	3-4	O*	0-0-1	0	29	Mar 19	VEGAS	2-4	L	12-11-6	0
2	Jan 16	MINNESOTA	3-4	O*	0-0-2	0	30	Mar 21	VEGAS	3-1	W	13-11-6	0
3	Jan 19	COLORADO	2-3	L	0-1-2	0	31	Mar 22 @	San Jose	1-2	L	13-12-6	0
4	Jan 21	COLORADO	4-2	W	1-1-2	0	32	Mar 24 @	San Jose	2-4	L	13-13-6	0
5	Jan 23 @	St. Louis	2-4	L	1-2-2	0	33	Mar 29 @	Vegas	1-4	L	13-14-6	3950
6	Jan 24 @	St. Louis	6-3	W	2-2-2	0	34	Mar 31 @	Vegas	4-2	W	14-14-6	3950
7	Jan 26 @	Minnesota	2-1	W	3-2-2	0	35	Apr 2	SAN JOSE	0-3	L	14-15-6	0
8	Jan 28 @	Minnesota	3-5	L	3-3-2	0	36	Apr 3	SAN JOSE	2-3	L	14-16-6	0
9	Feb 2	ANAHEIM	1-3	L	3-4-2	0	37	Apr 5	ARIZONA	2-5	L	14-17-6	0
10	Feb 5 @	Vegas	2-5	L	3-5-2	0	38	Apr 7	ARIZONA	4-3	W	15-17-6	0
11	Feb 7 @	Vegas	3-4	L	3-6-2	0	39	Apr 9 @	San Jose	2-5	L	15-18-6	0
12	Feb 9	SAN JOSE	3-4	O**	3-6-3	0	40	Apr 10 @	San Jose	4-2	W	16-18-6	0
13	Feb 11	SAN JOSE	6-2	W	4-6-3	0	41	Apr 12	VEGAS	2-4	L	16-19-6	0
14	Feb 16	MINNESOTA	4-0	W	5-6-3	0	42	Apr 14	VEGAS	2-6	L	16-20-6	0
15	Feb 18 @	Arizona	3-2	W**	6-6-3	2281	43	Apr 20	ANAHEIM	4-1	W	17-20-6	1431
16	Feb 20 @	Arizona	4-2	W	7-6-3	3187	44	Apr 23	MINNESOTA	4-4	L	17-21-6	1091
17	Feb 22 @	St. Louis	3-0	W	8-6-3	0	45	Apr 24	ARIZONA	0-4	L	17-22-6	1497
18	Feb 24 @	St. Louis	2-1	W	9-6-3	0	46	Apr 26	ANAHEIM	4-1	W	18-22-6	1373
19	Feb 26 @	Minnesota	1-3	L	9-7-3	0	47	Apr 28	ANAHEIM	2-3	L	18-23-6	1763
20	Feb 27 @	Minnesota	3-4	O*	9-7-4	0	48	Apr 30 @	Anaheim	2-1	W	19-23-6	1717
21	Mar 3	ARIZONA	2-3	L	9-8-4	0	49	May 1 @	Anaheim	2-6	L	19-24-6	1717
22	Mar 5	ST. LOUIS	2-3	O*	9-8-5	0	50	May 3 @	Arizona	3-2	W	20-24-6	4983
23	Mar 6	ST. LOUIS	4-3	W*	10-8-5	0	51	May 5 @	Arizona	4-2	W	21-24-6	6964
24	Mar 8 @	Anaheim	5-6	O*	10-8-6	0	52	May 7	COLORADO	2-3	L	21-25-6	2115
25	Mar 10 @	Anaheim	5-1	W	11-8-6	0	53	May 8	COLORADO	2-3	L	21-26-6	2482
26	Mar 12 @	Colorado	0-2	L	11-9-6	0	54	May 10	ST. LOUIS	1-2	O*	21-26-7	2154
27	Mar 14 @	Colorado	1-4	L	11-10-6	0	55	May 12 @	Colorado	0-6	L	21-27-7	4042
28	Mar 17	ST. LOUIS	4-1	W	12-10-6	0	56	May 13 @	Colorado	1-5	L	21-28-7	4045

*overtime **shootout +home sellout

KINGS 201-22 SEASON IN REVIEW

Record: 44-27-11 (99 points)

Pacific Division Finish: 3rd

General Manager: Rob Blake

Head Coach: Todd McLellan

Captain: Anze Kopitar

SCORING											
PLAYER	GP	G	A	PTS	PIM	PLAYER	GP	G	A	PTS	PIM
Anze Kopitar	81	19	48	67	14	Tobias Bjornfot	70	0	8	8	6
Adrian Kempe	78	35	19	54	46	Gabriel Vilardi	25	5	2	7	8
Phillip Danault	79	27	24	51	38	Martin Frk	6	2	0	2	2
Viktor Arvidsson	66	20	29	49	22	Lias Andersson	20	1	1	2	12
Trevor Moore	81	17	31	48	20	Mikey Anderson	6	1	0	1	0
Alex Iafallo	79	17	20	37	8	Christian Wolanin	8	1	1	2	2
Drew Doughty	39	7	24	31	30	Austin Strand	8	0	2	2	0
Dustin Brown	64	9	19	28	20	Sean Walker	6	0	2	2	4
Arthur Kaliyev	60	14	13	27	37	Jacob Moverare	19	0	2	2	2
Sean Durzi	64	3	24	27	55	Vladimir Tkachev	4	0	2	2	2
Blake Lizotte	70	10	14	24	28	Troy Stecher	13	0	1	1	4
Matt Roy	67	2	19	21	28	Jonathan Quick	46	0	1	1	6
Alexander Edler	41	3	16	19	34	Alex Turcotte	8	0	0	0	2
Andreas Athanasiou	28	11	6	17	4	Samuel Fagemo	7	0	0	0	0
Carl Grundstrom	54	9	6	15	26	Jaret Anderson-Dolan	7	0	0	0	4
Brendan Lemieux	50	8	5	13	97	Calvin Petersen	37	0	0	0	0
Rasmus Kupari	57	5	8	13	18	Garret Sparks	2	0	0	0	0
Quinton Byfield	40	5	5	10	20	Empty Net Goals	2	0	0	0	0
Jordan Spence	24	2	6	8	2	Shootout Goals/Team PIM	2	11			12
Mikey Anderson	57	2	6	8	8	Team Totals	70	178	302	479	479
Olli Maatta	66	1	7	8	10						
GOALTENDER	GP	MIN	GA	SO	SA	S%	AVG	W-L-OT			
Jonathan Quick	46	2,686	116	2	1,284	.910	2.59	23-13-9			
Calvin Petersen	37	2,177	105	3	1,002	.895	2.89	20-14-2			
Garret Sparks	2	97	3	0	47	.936	3.05	1-0-0			
Empty Net Goals					14						
Shootout Goals Allowed			3								
Team Totals	82	4,960	224	5	2,079	.904#	2.71#	44-27-11			

#Shootout Goals Allowed are not included in the Team Save Percentage and Team Goals Against Average.

RESULTS

1 Oct 14	VEGAS	6-2	W	1-0-0	16,589	42 Jan 23 @	New Jersey	3-2	W	21-16-5	11,354
2 Oct 16	MINNESOTA	3-2	L	1-1-0	12,590	43 Jan 24 @	NY Rangers	2-3	O**	21-16-6	15,666
3 Oct 19 @	Nashville	1-2	L	1-2-0	17,159	44 Jan 27 @	NY Islanders	3-2	W	22-16-6	17,255
4 Oct 22 @	Dallas	2-3	O*	1-2-1	18,532	45 Jan 29 @	Philadelphia	4-3	O*	22-16-7	13,763
5 Oct 23 @	St. Louis	3-7	L	1-3-1	18,096	46 Jan 30 @	Pittsburgh	3-4	W	23-16-7	18,237
6 Oct 25 @	St. Louis	0-3	L	1-4-1	16,655	47 Feb 2 @	Detroit	5-3	W	24-16-7	11,553
7 Oct 28	WINNIPEG	2-3	L	1-5-1	11,207	48 Feb 15	EDMONTON	2-5	L	24-17-7	15,494
8 Oct 30	MONTREAL	5-2	W	2-5-1	12,785	49 Feb 18 @	Vegas	4-3	W*	25-17-7	18,238
9 Oct 31	BUFFALO	3-2	W	3-5-1	12,101	50 Feb 19 @	Arizona	5-3	W	26-17-7	13,831
10 Nov 3	ST. LOUIS	3-2	W**	4-5-1	11,756	51 Feb 23 @	Arizona	3-2	W	27-17-7	9,415
11 Nov 5	NEW JERSEY	3-2	W*	5-5-1	16,054	52 Feb 25 @	Anaheim	4-1	W	28-17-7	17,174
12 Nov 8 @	Toronto	5-1	W	6-5-1	18,983	53 Feb 26	NY ISLANDERS	5-2	W	29-17-7	18,230+
13 Nov 9 @	Montreal	3-2	W*	7-5-1	20,042	54 Feb 28	BOSTON	7-0	L	29-18-7	16,067
14 Nov 11 @	Ottawa	2-0	W	8-5-1	8,221	55 Mar 2 @	Dallas	3-4	L	29-19-7	18,046
15 Nov 13 @	Winnipeg	2-3	O*	8-5-2	13,776	56 Mar 4 @	Columbus	4-3	W*	30-19-7	15,778
16 Nov 17	WASHINGTON	0-2	L	8-6-2	14,694	57 Mar 6 @	Buffalo	3-0	W	31-19-7	10,775
17 Nov 20	CAROLINA	4-5	L	8-7-2	15,744	58 Mar 7 @	Boston	3-2	W*	32-19-7	17,850
18 Nov 21	ARIZONA	1-2	O*	8-7-3	13,474	59 Mar 10	SAN JOSE	3-4	O*	32-19-8	14,228
19 Nov 24	TORONTO	2-5	L	8-8-3	15,166	60 Mar 12 @	San Jose	0-5	L	32-20-8	13,821
20 Nov 27	OTTAWA	4-2	W	9-8-3	15,406	61 Mar 13	FLORIDA	3-2	W**	33-20-8	15,822
21 Nov 30	ANAHEIM	4-5	O**	9-8-4	15,276	62 Mar 15	COLORADO	0-3	L	33-21-8	13,967
22 Dec 2	CALGARY	2-3	L	9-9-4	13,241	63 Mar 17	SAN JOSE	3-0	W	34-21-8	13,137
23 Dec 5 @	Edmonton	5-1	W	10-9-4	15,658	64 Mar 19 @	Vegas	1-5	L	34-22-8	18,136
24 Dec 6 @	Vancouver	0-4	L	10-10-4	18,591	65 Mar 22	NASHVILLE	6-1	W	35-22-8	12,629
25 Dec 9	DALLAS	4-0	W	11-10-4	13,659	66 Mar 24	CHICAGO	4-3	O**	35-22-9	13,518
26 Dec 11	MINNESOTA	2-1	W	12-10-4	15,897	67 Mar 26	SEATTLE	3-2	W	36-22-9	18,230+
27 Dec 14 @	Tampa Bay	2-3	O*	12-10-5	19,092	68 Mar 28	SEATTLE	1-6	L	36-23-9	13,919
28 Dec 16 @	Florida	4-1	W	13-10-5	14,458	69 Mar 30 @	Edmonton	3-4	O**	36-23-10	16,472
29 Dec 18 @	Carolina	1-5	L	13-11-5	16,238	70 Mar 31 @	Calgary	3-2	W**	37-23-10	16,398
30 Dec 19 @	Washington	3-2	W	14-11-5	18,573	71 Apr 2 @	Winnipeg	3-2	W	38-23-10	14,067
31 Dec 28	VEGAS	3-6	L	14-12-5	14,887	72 Apr 4	CALGARY	2-3	L	38-24-10	13,464
32 Dec 30	VANCOUVER	2-1	W**	15-12-5	14,514	73 Apr 7	EDMONTON	2-3	L	38-25-10	15,149
33 Jan 1	PHILADELPHIA	6-3	W	16-12-5	14,301	74 Apr 10 @	Minnesota	3-6	L	38-26-10	19,104
34 Jan 6	NASHVILLE	4-2	L	16-13-5	14,359	75 Apr 12 @	Chicago	5-2	W	39-26-10	18,032
35 Jan 8	DETROIT	4-0	W	17-13-5	17,321	76 Apr 13 @	Colorado	3-9	L	39-27-10	18,017
36 Jan 10	NY RANGERS	3-1	W	18-13-5	13,558	77 Apr 16	COLUMBUS	2-1	W	40-27-10	18,230+
37 Jan 13	PITTSBURGH	6-2	W	19-13-5	14,348	78 Apr 19 @	Anaheim	2-1	W	41-27-10	17,174
38 Jan 15 @	Seattle	3-1	W	20-13-5	17,151	79 Apr 21	CHICAGO	4-1	W	42-27-10	18,230+
39 Jan 17 @	San Jose	2-6	L	20-14-5	10,705	80 Apr 23	ANAHEIM	4-2	W	43-27-10	18,230+
40 Jan 18	TAMPA BAY	4-6	L	20-15-5	15,128	81 Apr 27 @	Seattle	5-3	W	44-27-10	17,151
41 Jan 20	COLORADO	1-4	L	20-16-5	15,387	82 Apr 28 @	Vancouver	2-3	O*	44-27-11	18,779

*overtime **shootout +home sellout

KINGS 2022-23 SEASON IN REVIEW

Record: 47-25-10 (104 points)

Pacific Division Finish: 3rd

General Manager: Rob Blake

Head Coach: Todd McLellan

Captain: Anze Kopitar

ALL-TIME RECORDS

SCORING											
PLAYER	GP	G	A	PTS	PIM	PLAYER	GP	G	A	PTS	PIM
Anze Kopitar	82	28	46	74	4	Samuel Fagemo	9	2	1	3	0
Kevin Fiala	69	23	49	72	52	Brendan Lemieux	27	0	3	3	53
Adrian Kempe	82	41	26	67	55	Brandt Clarke	9	0	2	2	6
Viktor Arvidsson	77	26	33	59	24	Jordan Spence	6	0	1	1	0
Phillip Danault	82	18	36	54	63	Tobias Bjornfot	10	0	1	1	6
Drew Doughty	81	9	43	52	34	Zack MacEwen	10	0	1	1	12
Gabriel Vilardi	63	23	18	41	18	Alex Turcotte	4	0	0	0	5
Sean Durzi	72	9	29	38	50	Lias Andersson	1	0	0	0	0
Alex Iafallo	59	14	22	36	20	Jacob Moverare	2	0	0	0	0
Blake Lizotte	81	11	23	34	70	Phoenix Copley	37	0	1	1	19
Trevor Moore	59	10	19	29	14	Jonathan Quick	31	0	0	0	2
Arthur Kaliyev	56	13	15	28	12	Joonas Korpialo	11	0	0	0	0
Matt Roy	82	9	17	26	22	Cal Petersen	10	0	0	0	0
Quinton Byfield	53	3	19	22	30	Shootout Goals/Team PIM	11				4
Mikey Anderson	77	5	15	20	40	Team Totals	82	274	469	743	703
Carl Grundstrom	57	12	7	19	16						
Rasmus Kupari	66	3	12	15	12						
Sean Walker	70	3	10	13	36						
Jaret Anderson-Dolan	46	7	5	12	2						
Alexander Edler	64	2	9	11	34						
Vladislav Gavrikov	20	3	6	9	8						

GOALTENDER	GP	MIN	GA	SO	SA	S%	AVG	W-L-OT
Phoenix Copley	37	2,089	92	1	947	.903	2.64	24-6-3
Jonathan Quick	31	1,698	99	1	798	.876	3.50	11-13-4
Joonas Korpialo	11	621	22	1	280	.921	2.13	7-3-1
Cal Petersen	10	543	34	0	257	.868	3.75	5-3-2
Empty Net Goals			7		7			
Shootout Goals Allowed			7					
Team Totals	82	4,951	261	3	2,289	.892	3.00	47-25-10

#Shootout Goals Allowed are not included in the Team Save Percentage and Team Goals Against Average.

RESULTS

1 Oct 11	VEGAS	3-4	L	0-1-0	18,230+	42 Jan 5	BOSTON	2-5	L	22-14-6	18,230+
2 Oct 13	SEATTLE	1-4	L	0-2-0	15,645	43 Jan 7 @	Vegas	5-1	W	23-14-6	18,339
3 Oct 15 @	Minnesota	7-6	W	1-2-0	18,421	44 Jan 9	EDMONTON	6-3	W	24-14-6	16,039
4 Oct 17 @	Detroit	5-4	W*	2-2-0	15,919	45 Jan 11	SAN JOSE	4-3	W	25-14-6	16,717
5 Oct 18 @	Nashville	4-3	W**	3-2-0	17,159	46 Jan 14	NEW JERSEY	2-5	L	25-15-6	18,230+
6 Oct 20 @	Pittsburgh	1-6	L	3-3-0	17,136	47 Jan 19	DALLAS	3-5	L	25-16-6	18,230+
7 Oct 22 @	Washington	3-4	L	3-4-0	18,573	48 Jan 21 @	Nashville	0-4	L	25-17-6	17,654
8 Oct 25	TAMPA BAY	4-2	W	4-4-0	16,480	49 Jan 22 @	Chicago	2-1	W	26-17-6	19,236
9 Oct 27	WINNIPEG	4-6	L	4-5-0	15,716	50 Jan 24 @	Philadelphia	4-3	W*	27-17-6	15,602
10 Oct 29	TORONTO	4-2	W	5-5-0	17,530	51 Jan 27 @	Florida	4-3	W	28-17-6	15,322
11 Oct 31 @	St. Louis	5-1	W	6-5-0	17,220	52 Jan 28 @	Tampa Bay	2-5	L	28-18-6	19,092
12 Nov 1 @	Dallas	2-5	L	6-6-0	18,374	53 Jan 31 @	Carolina	4-5	O*	29-18-7	18,443
13 Nov 3 @	Chicago	1-2	O*	6-6-1	16,658	54 Feb 11	PITTSBURGH	6-0	W	28-18-7	18,230+
14 Nov 5	FLORIDA	5-4	W	7-6-1	16,161	55 Feb 13	BUFFALO	5-2	W	30-18-7	17,025
15 Nov 8	MINNESOTA	1-0	W	8-6-1	13,558	56 Feb 17 @	Anaheim	6-3	W	31-18-7	17,272
16 Nov 10	CHICAGO	2-1	W*	9-6-1	16,443	57 Feb 18	ARIZONA	6-5	W**	32-18-7	18,230+
17 Nov 12	DETROIT	4-3	W	10-6-1	18,230+	58 Feb 21 @	Minnesota	1-2	L	32-19-7	18,012
18 Nov 14 @	Calgary	5-6	L	10-7-1	17,308	59 Feb 23 @	New Jersey	3-4	O*	32-19-8	15,397
19 Nov 16 @	Edmonton	3-1	W	11-7-1	16,943	60 Feb 24 @	NY Islanders	3-2	W	33-19-8	17,255
20 Nov 18 @	Vancouver	1-4	L	11-8-1	18,841	61 Feb 26 @	NY Rangers	2-5	L	33-20-8	18,006
21 Nov 19 @	Seattle	2-3	O*	11-8-2	17,151	62 Feb 28 @	Winnipeg	6-5	W**	34-20-8	13,203
22 Nov 22	NY RANGERS	3-5	L	11-9-2	18,230+	63 Mar 2	MONTREAL	3-2	W	35-20-8	16,974
23 Nov 25 @	San Jose	5-2	W	12-9-2	17,562	64 Mar 4	ST. LOUIS	4-2	W	36-20-8	18,230+
24 Nov 27	OTTAWA	2-3	O*	12-9-3	15,136	65 Mar 6	WASHINGTON	4-2	W	37-20-8	17,577
25 Nov 29	SEATTLE	8-9	O*	12-9-4	13,215	66 Mar 9 @	Colorado	5-2	W	38-20-8	18,117
26 Dec 1	ARIZONA	5-4	W	13-9-4	13,764	67 Mar 11	NASHVILLE	1-2	O**	38-20-9	18,230+
27 Dec 3	CAROLINA	2-4	L	13-10-4	16,067	68 Mar 14	NY ISLANDERS	5-2	W	39-20-9	15,989
28 Dec 6 @	Ottawa	5-2	W	14-10-4	13,459	69 Mar 16	COLUMBUS	4-1	W	40-20-9	15,460
29 Dec 8 @	Toronto	0-5	L	14-11-4	18,567	70 Mar 18	VANCOUVER	2-3	O**	40-20-10	18,230+
30 Dec 10 @	Montreal	4-2	W	15-11-4	21,105	71 Mar 20	CALGARY	8-2	W	41-20-10	16,404
31 Dec 11 @	Columbus	5-6	O*	15-11-5	14,560	72 Mar 25	WINNIPEG	4-1	W	42-20-10	18,230+
32 Dec 13 @	Buffalo	0-6	L	15-12-5	12,873	73 Mar 26	ST. LOUIS	7-6	W	43-20-10	18,230+
33 Dec 15 @	Boston	3-2	W**	16-12-5	17,850	74 Mar 28 @	Calgary	1-2	L	43-21-10	17,106
34 Dec 17	SAN JOSE	3-2	W	17-12-5	18,230+	75 Mar 30 @	Edmonton	0-2	L	43-22-10	18,347
35 Dec 20	ANAHEIM	4-1	W	18-12-5	18,230+	76 Apr 1 @	Seattle	3-1	W	44-22-10	17,151
36 Dec 22	CALGARY	4-3	O*	19-12-5	16,731	77 Apr 2 @	Vancouver	4-1	W	45-22-10	18,725
37 Dec 23 @	Arizona	1-2	O**	19-12-6	4,600	78 Apr 4	EDMONTON	3-1	W	45-23-10	18,230+
38 Dec 27	VEGAS	4-2	W	20-12-6	18,230+	79 Apr 6 @	Vegas	2-5	L	45-24-10	18,404
39 Dec 29 @	Colorado	5-4	W**	21-12-6	18,132	80 Apr 8	COLORADO	3-4	L	45-25-10	18,230+
40 Dec 31	PHILADELPHIA	2-4	L	21-13-6	18,230+	81 Apr 10	VANCOUVER	3-0	W	46-25-10	18,230+
*Jan 3	DALLAS	3-2	W	22-13-6	16,498	82 Apr 13 @	Anaheim	5-3	W	47-25-10	17,174

*overtime **shootout +home sellout

KINGS NHL AWARD WINNERS

HART TROPHY

Anze Kopitar	2018	Finalist
Jonathan Quick	2012	Finalist
Wayne Gretzky	1991	Finalist
Wayne Gretzky	1990	Finalist
Wayne Gretzky	1989	Winner
Marcel Dionne	1981	Finalist
Marcel Dionne	1980	Finalist
Marcel Dionne	1979	Finalist
Rogie Vachon	1977	Finalist
Rogie Vachon	1975	Finalist

ART ROSS TROPHY

Wayne Gretzky	1994	Winner
Wayne Gretzky	1991	Winner
Wayne Gretzky	1990	Winner
Wayne Gretzky	1989	Finalist
Marcel Dionne	1981	Finalist
Marcel Dionne	1980	Winner
Marcel Dionne	1979	Finalist
Marcel Dionne	1977	Finalist

CALDER MEMORIAL TROPHY

Drew Doughty	2009	Finalist
Anze Kopitar	2007	Finalist
Lubomir Visnovsky	2001	Finalist
Rob Blake	1991	Finalist
Luc Robitaille	1987	Winner
Jimmy Carson	1987	Finalist
Larry Murphy	1981	Finalist
Mario Lessard	1979	Finalist
Butch Goring	1970	Finalist
Gerry Desjardins	1969	Finalist
Bill Flett	1968	Finalist

JAMES NORRIS MEMORIAL TROPHY

Drew Doughty	2018	Finalist
Drew Doughty	2016	Winner
Drew Doughty	2015	Finalist
Drew Doughty	2010	Finalist
Rob Blake	2000	Finalist
Rob Blake	1998	Winner
Steve Duchesne	1989	Finalist

LADY BYNG MEMORIAL TROPHY

Anze Kopitar	2023	Winner
Anze Kopitar	2016	Winner
Anze Kopitar	2015	Finalist
Anze Kopitar	2010	Finalist
Ziggy Palffy	2001	Finalist
Wayne Gretzky	1994	Winner
Wayne Gretzky	1992	Winner
Wayne Gretzky	1991	Winner
Wayne Gretzky	1990	Finalist
Wayne Gretzky	1989	Finalist
Jimmy Carson	1988	Finalist
Marcel Dionne	1983	Finalist
Marcel Dionne	1980	Finalist
Marcel Dionne	1979	Finalist
Butch Goring	1978	Winner
Marcel Dionne	1977	Winner
Butch Goring	1976	Finalist
Butch Goring	1975	Finalist
Bob Nevin	1975	Finalist
Butch Goring	1974	Finalist

FRANK J. SELKE TROPHY

Anze Kopitar	2018	Winner
Anze Kopitar	2016	Winner
Anze Kopitar	2015	Finalist
Anze Kopitar	2014	Finalist
Anze Kopitar	2013	Finalist

VEZINA TROPHY

Jonathan Quick	2016	Finalist
Jonathan Quick	2014	Finalist
Jonathan Quick	2012	Finalist
Kelly Hrudey	1991	Finalist
Rogie Vachon/ Gary Edwards	1975	Finalist

WILLIAM M. JENNINGS TROPHY

Jonathan Quick	2018	Winner
Jonathan Quick	2014	Winner
Jonathan Quick	2012	Finalist

NHL GENERAL MANAGER OF THE YEAR

Dean Lombardi	2014	Finalist
---------------	------	----------

KINGS NHL AWARD WINNERS

JACK ADAMS AWARD

Terry Murray	2010	Finalist
Andy Murray	2000	Finalist
Larry Robinson	1998	Finalist
Tom Webster	1991	Finalist
Pat Quinn	1985	Finalist
Bob Berry	1981	Finalist
Bob Pulford	1975	Winner

MAURICE "ROCKET" RICHARD TROPHY

(No Winners or Finalists)

BILL MASTERTON MEMORIAL TROPHY

Dave Taylor	1991	Winner
Bob Bourne	1988	Winner
Butch Goring	1978	Winner

CONN SMYTHE TROPHY

Justin Williams	2014	Winner
Jonathan Quick	2012	Winner

KING CLANCY MEMORIAL TROPHY

Dave Taylor	1991	Winner
-------------	------	--------

TED LINDSAY AWARD

Marcel Dionne	1980	Winner
Marcel Dionne	1979	Winner

MARK MESSIER NHL LEADERSHIP AWARD

Anze Kopitar	2022	Winner
Dustin Brown	2014	Winner

NHL FOUNDATION PLAYER AWARD

Dustin Brown	2011	Winner
--------------	------	--------

KINGS FIRST TEAM NHL ALL-STARS

NAME	YEAR
Drew Doughty	2017-18
Drew Doughty	2015-16
Rob Blake	1997-98
Luc Robitaille	1992-93
Wayne Gretzky	1990-91
Luc Robitaille	1990-91
Luc Robitaille	1989-90
Luc Robitaille	1988-89
Luc Robitaille	1987-88
Charlie Simmer	1980-81
Marcel Dionne	1979-80
Charlie Simmer	1979-80
Marcel Dionne	1976-77

KINGS SECOND TEAM NHL ALL-STARS

NAME	YEAR
Drew Doughty	2014-15
Jonathan Quick	2011-12
Drew Doughty	2009-10
Luc Robitaille	2000-01
Rob Blake	1999-00
Wayne Gretzky	1993-94
Luc Robitaille	1991-92
Wayne Gretzky	1989-90
Wayne Gretzky	1988-89
Luc Robitaille	1986-87
Marcel Dionne	1980-81
Mario Lessard	1980-81
Dave Taylor	1980-81
Marcel Dionne	1978-79
Rogie Vachon	1976-77
Rogie Vachon	1974-75

KINGS NHL ALL-ROOKIE SELECTIONS

NAME	YEAR
Drew Doughty	2008-09
Lubomir Visnovsky	2000-01
Jamie Storr	1998-99
Jamie Storr	1997-98
Rob Blake	1990-91
Jimmy Carson	1986-87
Steve Duchesne	1986-87
Luc Robitaille	1986-87

KINGS IN THE NHL ALL-STAR GAME

Year	Venue	Representative(s)
1968	Toronto	Joyal ¹ , Sawchuk
1969	Montreal	White
1970	St. Louis	White
1971	Boston	Flett
1972	Minnesota	Lonsberry
1973	New York Rangers	Berry, Harper, Marotte, Vachon
1974	Chicago	Berry
1975	Montreal	Harper, Murdoch, Vachon
1976	Philadelphia	Dionne
1977	Vancouver	Dionne
1978	Buffalo	Dionne, Vachon
1979	Challenge Cup*	Dionne
1980	Detroit	Dionne, Goring ² , Murphy ³
1981	Los Angeles	Dionne, Lessard, Simmer, Taylor
1982	Washington	Taylor
1983	New York Islanders	Dionne
1984	New Jersey	Nicholls ⁴ , Simmer ⁵
1985	Calgary	Dionne
1986	Hartford	Taylor
1987	Rendez-Vous '87**	
1988	St. Louis	Robitaille
1989	Edmonton	Duchesne, Gretzky [#] , Nicholls, Robitaille
1990	Pittsburgh	Duchesne, Gretzky, Nicholls, Robitaille
1991	Chicago	Gretzky, Robitaille, Sandstrom
1992	Philadelphia	Gretzky, Robinson, Robitaille
1993	Montreal	Gretzky, Kurri, Robitaille
1994	New York Rangers	Blake, Gretzky, Taylor
1995	No Game Played - Lockout	
1996	Boston	Gretzky
1997	San Jose	Khrstich ⁶
1998	Vancouver	
1999	Tampa Bay	Blake, Norstrom, Robitaille
2000	Toronto	Blake
2001	Colorado	Blake, Palfy, Robitaille
2002	Los Angeles	Modry, Palfy
2003	Florida	Schneider
2004	Minnesota	Norstrom ⁷
2005	No Game Played - Lockout	
2006	No Game Played - Olympics	
2007	Dallas	Visnovsky
2008	Atlanta	Kopitar
2009	Montreal	Brown
2010	No Game Played - Olympics	
2011	Raleigh	Kopitar
2012	Ottawa	Quick
2013	No Game Played - Lockout	
2014	No Game Played - Olympics	
2015	Columbus	Doughty, Kopitar
2016	Nashville	Doughty, Quick
2017	Los Angeles	Carter, Doughty
2018	Tampa Bay	Doughty, Kopitar
2019	San Jose	Doughty
2020	St. Louis	Kopitar
2021	No Game Played - COVID 19	
2022	Las Vegas	Kempe
2023	Florida	Fiala

* In 1979, the Challenge Cup - a series between the Soviet Union and Team NHL - replaced the All-Star Game.

** In 1987, Rendez-Vous '87 - two games between the Soviet Union and Team NHL - replaced the All-Star Game.

Named the All-Star Game MVP.

1 Selected for the game but did not play.

2 Replaced injured Charlie Simmer.

3 Replaced injured Dave Taylor.

4 Replaced injured Marcel Dionne.

5 Replaced injured Jari Kurri.

6 Replaced injured Rob Blake.

7 Replaced injured Ziggy Palfy.

NHL ALL-STAR NOTES

2023 Notes:

- **Kevin Fiala** represented the Kings for his first career All-Star appearance.
- Fiala became the seventh different player to represent Los Angeles at the All-Star Game since 2008.
- Fiala finished second in the faster skater competition with a time of 14.115 seconds

2022 Notes:

- **Adrian Kempe** represented the Kings for his first career All-Star appearance.
- Kempe became the sixth different player to represent Los Angeles at the All-Star Game since 2008.
- Kempe finished second in the faster skater competition with a time of 13.585 seconds.

2020 Notes:

- **Anze Kopitar** represented the Kings for the fifth time in his career.
- Kopitar recorded four assists in the 2 games he played for the Pacific Division All-Stars.
- Kopitar and the Pacific Division All-Stars won for the third time since the format changed to a 3-on-3, single elimination tournament in 2016.

2019 Notes:

- **Drew Doughty** represented the Kings while appearing in his fifth straight All-Star Game and fifth overall.
- Doughty and the Pacific Division All-Stars lost to the Central Division 10-4 in the first semifinal game.
- Doughty also placed third in accuracy shooting during the skills competition.

2018 Notes:

- **Drew Doughty** and **Anze Kopitar** helped the Pacific Division All-Stars win a second NHL All-Star Game in the past three seasons as the Pacific Division beat the Atlantic Division 5-2 in the Final.
- Since 2016, the traditional NHL All-Star Game format has been replaced by a four-team, 3-on-3, single elimination tournament, with one team representing each of the league's four divisions.
- For Doughty, it was his fourth straight appearance in the All-Star Game and his fourth appearance overall.
- For Kopitar, it was his fourth appearance in the All-Star Game. He was also an All-Star in 2015, 2011 and 2008.
- **Jonathan Quick** was also named a 2018 NHL All-Star but missed the game because of injury.

2017 Notes:

- Los Angeles and STAPLES Center served as hosts for the 2017 NHL All-Star Weekend (January 28-29, 2017).
- This was the city's third time as a host city and first time since 2002.
- The Kings also hosted the 2002 event at STAPLES Center and the 1981 event at the Great Western Forum.
- For **Drew Doughty**, 2017 marked both his third career All-Star appearance and his third straight All-Star appearance (all with the Kings).
- For **Jeff Carter**, his 2017 All-Star appearance was his first as a King and second overall (2009 with Philadelphia).
- Doughty and Carter, representing the Pacific Division, lost to the Metropolitan Division by a score of 4-3 in the Final after beating the Central Division 10-3 in the opening round of inter-divisional play.

2016 Notes:

- **Drew Doughty** and **Jonathan Quick** represented the Pacific Division in 2016 - as did Kings head coach Darryl Sutter - as a new 3-on-3 tournament to determine a winner was introduced for the All-Star Game.
- The new format divided the All-Star Game into three 20-minute games, with star players from each division making up the four All-Star teams: Pacific, Central, Atlantic, and Metropolitan.
- The players faced off in a winner-take-all \$1 million inter-division tournament, with the Pacific Division beating the Atlantic Division 1-0 in the Final.

2015 Notes:

- **Drew Doughty** and **Anze Kopitar** both played for Team Foligno in 2015, and that team was coached by Kings head coach Darryl Sutter.
- The 2015 All-Star Game featured a draft format where first captains were selected for each team (Team Foligno and Team Toews), and then those captains drafted their respective teams from the remaining All-Stars.
- Team Toews beat Team Foligno 17-12 to win the 2015 All-Star Game.

KINGS IN THE NHL YOUNGSTARS GAME

Year	Venue	Representative(s)
2002	Los Angeles	
2003	Florida	Frolov
2004	Minnesota	
2005	No Game Played - Lockout	
2006	No Game Played - Olympics	
2007	Dallas	Kopitar
2008	Atlanta	Johnson
2009	Montreal	Doughty , Ersberg ¹
2010	No Game Played - Olympics	

¹ Selected for the game but did not play because of an injury.

Notes: The NHL eliminated the YoungStars Game in 2011 choosing instead to have rookies participate in the Super Skills Competition.

KINGS ANNUAL TEAM AWARD WINNERS

MOST VALUABLE PLAYER "BILL LIBBY MEMORIAL AWARD"

The Bill Libby Memorial Award is named after former Los Angeles sportswriter Bill Libby, who passed away on June 18, 1984. The media annually determines which player was the team's Most Valuable Player at the conclusion of each season.

1967-68	Eddie Joyal
1968-69	Gerry Desjardins
1969-70	Ross Lonsberry
1970-71	Juha Widing
1971-72	Gilles Marotte
1972-73	Rogie Vachon
1973-74	Rogie Vachon (2)
1974-75	Rogie Vachon (3)
1975-76	Marcel Dionne
1976-77	Marcel Dionne (2)
1977-78	Butch Goring
1978-79	Marcel Dionne (3)
1979-80	Marcel Dionne (4)
1980-81	Mario Lessard
1981-82	Marcel Dionne (5)
	Dave Taylor
1982-83	Marcel Dionne (6)
1983-84	Charlie Simmer
1984-85	Marcel Dionne (7)
1985-86	Marcel Dionne (8)
1986-87	Roland Melanson
1987-88	Jimmy Carson
1988-89	Wayne Gretzky
1989-90	Wayne Gretzky (2)
1990-91	Wayne Gretzky (3)
1991-92	Kelly Hrudey
1992-93	Luc Robitaille
1993-94	Wayne Gretzky (4)
1994-95	Kelly Hrudey (2)
1995-96	Dimitri Khristich
1996-97	Dimitri Khristich (2)
1997-98	Rob Blake
1998-99	Luc Robitaille (2)
1999-00	Rob Blake (2)
2000-01	Luc Robitaille (3)
2001-02	Jason Allison
2002-03	Ziggy Palffy
2003-04	Luc Robitaille (4)
2004-05	DNP – Lockout
2005-06	Lubomir Visnovsky
2006-07	Michael Cammalleri
2007-08	Anze Kopitar
2008-09	Dustin Brown
2009-10	Anze Kopitar (2)
2010-11	Anze Kopitar (3)
2011-12	Jonathan Quick
2012-13	Jeff Carter
2013-14	Anze Kopitar (4)
2014-15	Drew Doughty
2015-16	Anze Kopitar (5)
2016-17	Jeff Carter (2)
2017-18	Anze Kopitar (6)
2018-19	Dustin Brown (2)
2019-20	Anze Kopitar (7)
2020-21	Anze Kopitar (8)
2021-22	Phillip Danault
2022-23	Anze Kopitar (9)

OUTSTANDING DEFENSEMAN

The media also votes on whom they feel to be the Kings Most Outstanding Defenseman over the course of each season.

1976-77	Gary Sargent
1977-78	Randy Manery
1978-79	Randy Manery (2)
1979-80	Doug Halward
1980-81	Dave Lewis
1981-82	Larry Murphy
1982-83	Jay Wells
1983-84	Jay Wells (2)
1984-85	Mark Hardy
1985-86	Jay Wells (3)
1986-87	Mark Hardy (2)
1987-88	Tom Laidlaw
1988-89	Steve Duchesne
1989-90	Tim Watters
1990-91	Rob Blake
1991-92	Rob Blake (2)
1992-93	Rob Blake (3)
1993-94	Rob Blake (4)
1994-95	Darryl Sydor
1995-96	Steven Finn
1996-97	Mattias Norstrom
1997-98	Rob Blake (5)
1998-99	Mattias Norstrom (2)
1999-00	Rob Blake (6)
2000-01	Mattias Norstrom (3)
2001-02	Aaron Miller
2002-03	Mattias Norstrom (4)
2003-04	Lubomir Visnovsky
2004-05	DNP – Lockout
2005-06	Lubomir Visnovsky (2)
2006-07	Lubomir Visnovsky (3)
2007-08	Jack Johnson
2008-09	Drew Doughty
2009-10	Drew Doughty (2)
2010-11	Drew Doughty (3)
2011-12	Willie Mitchell
2012-13	Drew Doughty (4)
2013-14	Drew Doughty (5)
2014-15	Drew Doughty (6)
2015-16	Drew Doughty (7)
2016-17	Drew Doughty (8)
2017-18	Drew Doughty (9)
2018-19	Drew Doughty (10)
2019-20	Matt Roy
2020-21	Drew Doughty (11)
2021-22	Matt Roy (2)
2022-23	Drew Doughty (12)

DEFENSIVE PLAYER

The Best Defensive Player Award is given out to any player (forward, defenseman or goaltender) whom the media feels exhibits the best prowess on the defensive end of the ice.

1988-89	Tom Laidlaw
1989-90	Steve Kasper
1990-91	Steve Kasper (2)

1991-92	John McIntyre
1992-93	Jari Kurri
1993-94	Jari Kurri (2)
1994-95	Pat Conacher
1995-96	Kevin Todd
1996-97	Ian Laperriere
1997-98	Ian Laperriere (2)
1998-99	Ian Laperriere (3)
1999-00	Mattias Norstrom
2000-01	Mattias Norstrom (2)
2001-02	Aaron Miller
2002-03	Mattias Norstrom (3)
2003-04	Mattias Norstrom (4)
2004-05	DNP – Lockout
2005-06	Mattias Norstrom (5)
2006-07	Derek Armstrong
2007-08	Patrick O'Sullivan
2008-09	Michal Handzus
2009-10	Michal Handzus (2)
2010-11	Anze Kopitar
2011-12	Jonathan Quick
2012-13	Anze Kopitar (2)
2013-14	Anze Kopitar (3)
2014-15	Anze Kopitar (4)
2015-16	Drew Doughty
	Jonathan Quick (2)
2016-17	Drew Doughty (2)
2017-18	Anze Kopitar (5)
2018-19	Jack Campbell
2019-20	Matt Roy
2020-21	Drew Doughty (3)
2021-22	Trevor Moore
2022-23	Anze Kopitar (6)

MOST POPULAR PLAYER

The Most Popular Player Award is determined annually by the Kings Booster Club.

1968-69	Eddie Joyal
1969-70	Eddie Joyal (2)
1970-71	Gilles Marotte
1971-72	Ralph Backstrom
1972-73	Butch Goring
1973-74	Dan Maloney
1974-75	Butch Goring (2)
1975-76	Butch Goring (3)
1976-77	Rogie Vachon
1977-78	Butch Goring (4)
1978-79	Marcel Dionne
1979-80	Marcel Dionne (2)
1980-81	Charlie Simmer
1981-82	Dave Taylor
1982-83	No vote
1983-84	Bernie Nicholls
1984-85	Marcel Dionne (3)
1985-86	Marcel Dionne (4)
1986-87	Jimmy Carson
1987-88	Luc Robitaille
1988-89	Wayne Gretzky
1989-90	Marty McSorley
1990-91	Marty McSorley (2)
1991-92	Luc Robitaille (2)
1992-93	Marty McSorley (3)
1993-94	Wayne Gretzky (2)
1994-95	Kelly Hrudey
1995-96	Eric Lacroix
1996-97	Dan Bylsma
	Ian Laperriere

KINGS ANNUAL TEAM AWARD WINNERS

MOST POPULAR PLAYER (Cont'd.)

1997-98	Rob Blake
1998-99	Luc Robitaille (3)
1999-00	Ian Laperriere (2)
2000-01	Ian Laperriere (3)
2001-02	Adam Deadmarsh
2002-03	Ian Laperriere (4)
2003-04	Alexander Frolov
2004-05	DNP – Lockout
2005-06	Luc Robitaille (4)
2006-07	Anze Kopitar
2007-08	Dustin Brown
2008-09	Dustin Brown (2)
2009-10	Dustin Brown (3)
2010-11	Anze Kopitar (2)
2011-12	Jonathan Quick
2012-13	Dustin Brown (4)
2013-14	Drew Doughty
2014-15	Jonathan Quick (2)
2015-16	Jonathan Quick (3)
2016-17	Jeff Carter
2017-18	Jonathan Quick (4)
2018-19	Dustin Brown (5)
2019-20	Blaze Lizotte
2020-21	Anze Kopitar (2)
2021-22	Adrian Kempe
2022-23	Adrian Kempe (2)

1995-96	Tony Granato (2)
1996-97	Ian Laperriere
1997-98	Rob Blake
1998-99	Mattias Norstrom
1999-00	Garry Galley
2000-01	Ian Laperriere (2)
2001-02	Ziggy Palffy
2002-03	Ian Laperriere (3)
2003-04	Luc Robitaille
2004-05	DNP – Lockout
2005-06	Mattias Norstrom (2)
2006-07	Tom Kostopoulos
2007-08	Dustin Brown
2008-09	Sean O'Donnell
2009-10	Matt Greene
2010-11	Matt Greene (2)
2011-12	Jonathan Quick
2012-13	Matt Greene (3)
2013-14	Matt Greene (4)
2014-15	Matt Greene (5)
2015-16	Vincent Lecavalier
2016-17	Matt Greene (6)
2017-18	Dustin Brown (2)
2018-19	Dustin Brown (3)
	Kyle Clifford
2019-20	Anze Kopitar
2020-21	Anze Kopitar (2)
2021-22	Phillip Danault
2022-23	Phoenix Copley

2009-10	Ryan Smyth
2010-11	Willie Mitchell
2011-12	Jeff Carter
2012-13	Jake Muzzin
2013-14	Martin Jones
2014-15	Brayden McNabb
2015-16	Milan Lucic
2016-17	Derek Forbort
2017-18	Alex Iafallo
2018-19	Austin Wagner
2019-20	Matt Roy
2020-21	Mike Anderson
2021-22	Phillip Danault
2022-23	Kevin Fiala

LEADING SCORER

This award is given annually to the team leader in points scored.

1967-68	Eddie Joyal (23-34=57)
1968-69	Eddie Joyal (2) (33-19=52)
1969-70	Ross Lonsberry (20-22=42)
1970-71	Juha Widing (25-40=65)
1971-72	Juha Widing (2) (27-28=55)
1972-73	Juha Widing (3) (16-54=70)
1973-74	Butch Goring (28-33=61)
1974-75	Bob Nevin (31-41=72)
1975-76	Marcel Dionne (40-54=94)
1976-77	Marcel Dionne (2) (53-69=122)
1977-78	Marcel Dionne (3) (36-43=79)
1978-79	Marcel Dionne (4) (59-71=130)
1979-80	Marcel Dionne (5) (53-84=137)
1980-81	Marcel Dionne (6) (58-77=135)
1981-82	Marcel Dionne (7) (50-67=117)
1982-83	Marcel Dionne (8) (56-51=107)
1983-84	Bernie Nicholls (41-54=95)
1984-85	Marcel Dionne (9) (46-80=126)
1985-86	Bernie Nicholls (2) (36-61=97)
1986-87	Luc Robitaille (45-39=84)
1987-88	Luc Robitaille (2) (53-58=111)
1988-89	Wayne Gretzky (54-114=168)
1989-90	Wayne Gretzky (2) (40-102=142)
1990-91	Wayne Gretzky (3) (41-122=163)
1991-92	Wayne Gretzky (4) (31-90=121)
1992-93	Luc Robitaille (3) (63-62=125)

MOST INSPIRATIONAL PLAYER "ACE BAILEY MEMORIAL AWARD"

The Ace Bailey Memorial Award is given out to the Kings Most Inspirational Player and is named after the late Garnet "Ace" Bailey, who spent seven years as the Kings Director of Pro Scouting before passing tragically on Sept. 11, 2001, aboard United Airlines Flight 175 with fellow Kings scout Mark Bavis. The award was first given out following the 1972-73 season and was dedicated to Ace Bailey in 2002. The players vote for the winner of this award.

1972-73	Rogie Vachon
1973-74	Terry Harper
1974-75	Bob Nevin
1975-76	Bob Nevin (2)
1976-77	Butch Goring
1977-78	Butch Goring (2)
1978-79	Dave Taylor
1979-80	Charlie Simmer
1980-81	Dave Taylor (2)
1981-82	Dave Taylor (3)
1982-83	Terry Ruskowski
1983-84	Anders Hakansson
1984-85	Dave Taylor (4)
1985-86	Dave Williams
1986-87	Dave Williams (2)
1987-88	Dave Taylor (5)
1988-89	John Tonelli
1989-90	John Tonelli (2)
1990-91	Larry Robinson
1991-92	Tony Granato
1992-93	Dave Taylor (6)
1993-94	Pat Conacher
1994-95	Kelly Hrudey

BEST NEWCOMER "MARK BAVIS MEMORIAL AWARD"

This award is voted on by the media and given to the member of the organization that makes the greatest impact as a newcomer. The first winner of the award was former Kings owner Bruce McNall, who is the only non-player to ever win the award. In 2002, the award was named after the late Mark Bavis, a first-year Kings scout who passed away tragically aboard United Airlines Flight 175 from Boston's Logan Airport on Sept. 11, 2001.

1988-89	Bruce McNall
1989-90	Todd Elik
1990-91	Daniel Berthiaume
1991-92	Corey Millen
1992-93	Darryl Sydor Alexei Zhitnik
1993-94	Robert Lang
1994-95	Rick Tocchet
1995-96	Vitali Yachmenev
1996-97	Stephane Fiset
1997-98	Jozef Stempel
1998-99	Donald Audette
1999-00	Ziggy Palffy
2000-01	Lubomir Visnovsky
2001-02	Jason Allison
2002-03	Alexander Frolov
2003-04	Trent Klatt
2004-05	DNP – Lockout
2005-06	Pavol Demitra
2006-07	Anze Kopitar
2007-08	Jack Johnson
2008-09	Drew Doughty

KINGS ANNUAL TEAM AWARD WINNERS

1993-94 Wayne Gretzky (5)
(38-92=130)
1994-95 Wayne Gretzky (6)
(11-37=48)
1995-96 Dimitri Khristich
(27-37=64)
Note: In '95-96, Gretzky led LA with 81 points (15-66=81), but was traded to St. Louis after 62 games.

1996-97 Dimitri Khristich (2)
(19-37=56)
1997-98 Jozef Stempel
(21-58=79)
1998-99 Luc Robitaille (4)
(39-35=74)
1999-00 Luc Robitaille (5)
(36-38=74)
2000-01 Ziggy Palffy
(38-51=89)
2001-02 Jason Allison
(19-55=74)
2002-03 Ziggy Palffy (2)
(37-48=85)
2003-04 Luc Robitaille (6)
(22-29=51)
2004-05 DNP – Lockout
2005-06 Lubomir Visnovsky
(17-50=67)
2006-07 Michael Cammalleri
(34-46=80)
2007-08 **Anze Kopitar**
(32-45=77)
2008-09 **Anze Kopitar (2)**
(27-39=66)
2009-10 **Anze Kopitar (3)**
(34-47=81)
2010-11 **Anze Kopitar (4)**
(25-48=73)
2011-12 **Anze Kopitar (5)**
(25-51=76)
2012-13 **Anze Kopitar (6)**
(10-32=42)
2013-14 **Anze Kopitar (7)**
(29-41=70)
2014-15 **Anze Kopitar (8)**
(16-48=64)
2015-16 **Anze Kopitar (9)**
(25-49=74)
2016-17 Jeff Carter
(32-34=66)
2017-18 **Anze Kopitar (10)**
(35-57=92)
2018-19 **Anze Kopitar (11)**
(22-38=60)
2019-20 **Anze Kopitar (12)**
(21-41=62)
2020-21 **Anze Kopitar (13)**
(13-37=50)
2021-22 **Anze Kopitar (14)**
(19-48=67)
2022-23 **Anze Kopitar (15)**
(28-46=74)

1971-72 Norm Mackie (trainer)
1972-73 Larry Brown
1973-74 Frank St. Marseille
1974-75 Gary Edwards
1975-76 Neil Komadoski
1976-77 Mike Murphy
1977-78 Pete Stelmowski
1978-79 Rob Palmer
1979-80 Mike Murphy (2)
1980-81 Larry Murphy
1981-82 John Paul Kelly
1982-83 John Paul Kelly (2)
1983-84 Anders Hakansson
1984-85 Phil Sykes
1985-86 Bryan Erickson
Phil Sykes (2)
1986-87 Roland Melanson
1987-88 Tom Laidlaw
1988-89 Tim Watters
1989-90 Dave Taylor
1990-91 Dave Taylor (2)
1991-92 Charlie Huddy
1992-93 Pat Conacher
1993-94 Kelly Hrudey
1994-95 Pat Conacher (2)
1995-96 Steven Finn
1996-97 Byron Dafeo
1997-98 Mattias Norstrom
1998-99 Mattias Norstrom (2)
1999-00 Mattias Norstrom (3)
2000-01 Jaroslav Modry
2001-02 Aaron Miller
2002-03 Derek Armstrong
2003-04 Trent Klatt
2004-05 DNP – Lockout
2005-06 Craig Conroy
2006-07 Tom Kostopoulos
2007-08 Jeff Giuliano
2008-09 Michal Handzus
2009-10 Michal Handzus (2)
2010-11 Matt Greene
2011-12 Trevor Lewis
Rob Scuderi
2012-13 **Trevor Lewis (2)**
2013-14 **Trevor Lewis (3)**
2014-15 **Trevor Lewis (4)**
Tyler Toffoli
2015-16 **Trevor Lewis (5)**
2016-17 **Trevor Lewis (6)**
2017-18 **Trevor Lewis (7)**
Jack Campbell
2018-19 **Matt Roy**
2019-20 **Trevor Moore**
2020-21 **Blake Lizotte**
2021-22

JIM FOX COMMUNITY SERVICE

The Jim Fox Community Service Award is determined by the Kings Care Foundation and given annually to the player that best exemplifies strong community outreach by actively working with local youth organizations and community groups to increase awareness and raise funds to support the Kings community signature initiatives – education, health-related causes and recreation.

1988-89 Jim Fox
1989-90 Dave Taylor

1990-91 Dave Taylor (2)
1991-92 Luc Robitaille
1992-93 Tony Granato
Marty McSorley
Luc Robitaille (2)
Dave Taylor (3)
1993-94 Dave Taylor (4)
1994-95 Tony Granato (2)
1995-96 Rob Blake
Eric Lacroix
1996-97 Dan Bylsma
Byron Dafeo
1997-98 Luc Robitaille (3)
1998-99 Rob Blake (2)
Sean O'Donnell
1999-00 Rob Blake (3)
2000-01 Kelly Buchberger
Stu Grimson
2001-02 Jamie Storr
2002-03 Craig Johnson
Jamie Storr (2)
2003-04 Ian Laperriere
2004-05 DNP – Lockout
2005-06 Jeremy Roenick
2006-07 Derek Armstrong
2007-08 Derek Armstrong (2)
2008-09 Dustin Brown
2009-10 Dustin Brown (2)
2010-11 Dustin Brown (3)
2011-12 Jonathan Bernier
2012-13 **Jonathan Quick**
2013-14 **Jonathan Quick (2)**
2014-15 Tyler Toffoli
2015-16 Tyler Toffoli (2)
2016-17 Alec Martinez
2017-18 **Drew Doughty**
2018-19 **Austin Wagner**
2019-20 **Austin Wagner (2)**
2020-21 Not Awarded - COVID-19
2021-22 Dustin Brown (4)

DARYL EVANS YOUTH HOCKEY SERVICE

The winner of the Daryl Evans Youth Hockey Service Award is selected by the Kings Hockey Development Department and given annually to the player that is determined to continue the club's efforts in growing the game of hockey in our area.

2014-15 Jarret Stoll
2015-16 Kyle Clifford
2016-17 Tyler Toffoli
2017-18 Tyler Toffoli (2)
2018-19 Tyler Toffoli (3)
2019-20 **Trevor Lewis**
2020-21 Not Awarded - COVID 19
2021-22 Dustin Brown
2022-23 **Quinton Byfield**

UN Sung HERO

This award is determined by the players and awarded to the player that contributed the most to the team yet did not get the proper recognition for his contributions.

1968-69 Brent Hughes
1969-70 Jimmy Peters
1970-71 Paul Curtis

KINGS INDIVIDUAL PLAYER RECORDS

GOALS

MOST CAREER: 557
Luc Robitaille, 1986-94, 1997-01, 2003-06

MOST CAREER, CENTER: 550
Marcel Dionne, 1975-87

MOST CAREER, LEFT WING: 557
Luc Robitaille, 1986-94, 1997-01, 2003-06

MOST CAREER, RIGHT WING: 431
Dave Taylor, 1977-94

MOST CAREER, DEFENSEMAN: 161
Rob Blake, 1988-01, 2006-08

MOST ONE SEASON: 70
Bernie Nicholls, 1988-89

MOST ONE SEASON, CENTER: 70
Bernie Nicholls, 1988-89

MOST ONE SEASON, LEFT WING: 63
Luc Robitaille, 1992-93

MOST ONE SEASON, RIGHT WING: 47
Dave Taylor, 1980-81

MOST ONE SEASON, DEFENSEMAN: 25
Steve Duchesne, 1988-89

MOST ONE SEASON, ROOKIE: 45
Luc Robitaille, 1986-87

MOST ONE SEASON, ROOKIE DEFENSEMAN: 16
Larry Murphy, 1980-81

MOST ONE SEASON, ONE LINE: 146
Marcel Dionne (53), Charlie Simmer (56),
Dave Taylor (37), 1979-80

MOST, ONE MONTH: 17
Bernie Nicholls, November of 1988
(14 Games)

MOST ONE GAME: 4
2/28/23, **Anze Kopitar** at Winnipeg
2/11/23, **Adrian Kempe** vs. Pittsburgh
4/5/18, Dustin Brown vs. Minnesota
3/22/18, **Anze Kopitar** at Colorado
11/25/93, Luc Robitaille at Quebec
2/6/92, Luc Robitaille vs. Hartford
3/30/88, Jimmy Carson vs. Calgary
11/13/84, Bernie Nicholls at Quebec
11/3/83, Brian MacLellan at Philadelphia
10/20/83, Bernie Nicholls vs. Edmonton
12/12/81, Ian Turnbull vs. Vancouver
11/18/81, Marcel Dionne vs. Detroit
3/14/81, Dave Taylor vs. Minnesota
11/1/80, Charlie Simmer at NY Islanders
10/27/79, Mike Murphy vs. Toronto
10/23/79, Marcel Dionne at Colorado
1/13/79, Marcel Dionne at Detroit
12/21/77, Syl Apps, Jr. vs. Minnesota
1/22/76, Mike Murphy vs. Toronto
3/1/75, Butch Goring vs. Minnesota
12/24/72, Serge Bernier at California

MOST ONE PERIOD: 3
2/28/23, **Anze Kopitar** at Winnipeg
2/11/23, **Adrian Kempe** vs. Pittsburgh
10/18/17, **Adrian Kempe** vs. Montreal
11/12/06, Alexander Frolov at Boston
11/13/05, Alexander Frolov at Columbus
4/3/95, Tony Granato vs. Edmonton
3/10/90, Luc Robitaille vs. Pittsburgh
3/2/89, Steve Duchesne at St. Louis
2/4/89, Wayne Gretzky vs. Buffalo
11/22/88, Bernie Nicholls at Philadelphia
3/17/86, Jim Fox at Toronto
10/25/83, Bernie Nicholls vs. Hartford
11/18/81, Marcel Dionne vs. Detroit
10/16/80, Charlie Simmer vs. Quebec
2/1/78, Butch Goring vs. Washington
1/14/78, Dave Taylor at Atlanta
12/21/77, Syl Apps, Jr. vs. Minnesota
2/11/76, Marcel Dionne at Chicago
1/22/76, Mike Murphy vs. Toronto
11/19/67, Lowell MacDonald vs. Montreal

FASTEST 50 GOALS: 51 Games
Bernie Nicholls, 1988-89
Charlie Simmer, 1980-81

FASTEST 40 GOALS: 42 Games
Charlie Simmer, 1980-81

FASTEST 30 GOALS: 26 Games
Bernie Nicholls, 1988-89

FASTEST 20 GOALS: 19 Games
Bernie Nicholls, 1988-89
Marcel Dionne, 1981-82

MOST POWER-PLAY GOALS, CAREER: 210
Luc Robitaille, 1986-94, 1997-01, 2003-06

MOST POWER-PLAY GOALS, ONE SEASON: 26
Luc Robitaille, 1991-92

MOST POWER-PLAY GOALS, ONE GAME: 4
11/25/93, Luc Robitaille at Quebec
(Tied NHL Record)

MOST SHORT-HANDED GOALS, CAREER: 25
Bernie Nicholls, 1981-90

MOST SHORT-HANDED GOALS, ONE SEASON: 8
Bernie Nicholls, 1988-89

MOST SHORT-HANDED GOALS, ONE GAME: 2
10/12/98, Yanic Perreault at Vancouver
12/11/93, Shawn McEachern vs. St. Louis
3/22/75, Bob Nevin vs. Pittsburgh

MOST GAME-WINNING GOALS, CAREER: 73
Luc Robitaille, 1986-94, 1997-01, 2003-06

MOST GAME-WINNING GOALS, ONE SEASON: 10
Charlie Simmer, 1980-81

MOST OVERTIME GOALS, CAREER: 11
Jeff Carter, 2011-20

MOST OVERTIME GOALS, ONE SEASON: 4
Jeff Carter, 2016-17
Anze Kopitar, 2015-16

MOST 50+ GOAL SEASONS: 6
Marcel Dionne, 1976-77, 1978-79, 1979-80,
1980-81, 1981-82, 1982-83

MOST CONSECUTIVE 50+ GOAL SEASONS: 5
Marcel Dionne, 1978-83

MOST 40+ GOAL SEASONS: 8
Luc Robitaille, 1986-87, 1987-88, 1988-89,
1989-90, 1990-91, 1991-92, 1992-93, 1993-94
Marcel Dionne, 1975-76, 1976-77, 1978-79,
1979-80, 1980-81, 1981-82, 1982-83, 1984-85

MOST CONSECUTIVE 40+ GOAL SEASONS: 8
Luc Robitaille, 1986-94

MOST 30+ GOAL SEASONS: 11
Luc Robitaille, 1986-94, 1998-01
Marcel Dionne, 1975-86

MOST CONSECUTIVE 30+ GOAL SEASONS: 11
Marcel Dionne, 1975-86

MOST 20+ GOAL SEASONS: 12
Luc Robitaille, 1986-94, 1998-01, 2003-04
Dave Taylor, 1977-86, 1987-89, 1990-91
Marcel Dionne, 1975-87

MOST CONSECUTIVE 20+ GOAL SEASONS: 12
Marcel Dionne, 1975-87

MOST GOALS VS. ONE OPPONENT, ONE SEASON: 12
Marcel Dionne vs. Detroit, 1978-79 (8 Games)

KINGS

INDIVIDUAL PLAYER RECORDS

ASSISTS

- MOST CAREER:** 757
Marcel Dionne, 1975-87
- MOST CAREER, CENTER:** 757
Marcel Dionne, 1975-87
- MOST CAREER, LEFT WING:** 597
Luc Robitaille, 1986-94, 1997-01, 2003-06
- MOST CAREER, RIGHT WING:** 638
Dave Taylor, 1977-94
- MOST CAREER, DEFENSEMAN:** 478
Drew Doughty, 2008-Present
- MOST ONE SEASON:** 122
Wayne Gretzky, 1990-91
- MOST ONE SEASON, CENTER:** 122
Wayne Gretzky, 1990-91
- MOST ONE SEASON, LEFT WING:** 63
Luc Robitaille, 1991-92
- MOST ONE SEASON, RIGHT WING:** 67
Dave Taylor, 1981-82
- MOST ONE SEASON, DEFENSEMAN:** 60
Larry Murphy, 1980-81
- MOST ONE SEASON, ROOKIE:** 60
Larry Murphy, 1980-81
- MOST ONE SEASON, ROOKIE DEFENSEMAN:** 60
Larry Murphy, 1980-81 (NHL Record)
- MOST ONE SEASON, ONE LINE:** 182
Marcel Dionne (84), Charlie Simmer (45), Dave Taylor (53), 1979-80
- MOST, ONE MONTH:** 29
Wayne Gretzky, March of 1991 (14 Games)
- MOST ONE SEASON, GOALTENDER:** 6
Roland Melanson, 1986-87
- MOST ONE GAME:** 6
10/9/93, Tomas Sandstrom vs. Detroit
12/1/88, Bernie Nicholls vs. Toronto
- MOST ONE PERIOD:** 4
11/13/05, Pavol Demitra at Columbus
1/29/98, Rob Blake vs. Calgary
10/9/93, Tomas Sandstrom vs. Detroit
3/4/89, Wayne Gretzky vs. Philadelphia
- MOST ASSISTS VS. ONE OPPONENT, ONE SEASON:** 16
Wayne Gretzky vs. Winnipeg, 1990-91 (8 Games)
- POINTS**
- MOST CAREER:** 1,307
Marcel Dionne, 1975-87
- MOST CAREER, CENTER:** 1,307
Marcel Dionne, 1975-87
- MOST CAREER, LEFT WING:** 1,154
Luc Robitaille, 1986-94, 1997-01, 2003-06
- MOST CAREER, RIGHT WING:** 1,069
Dave Taylor, 1977-94
- MOST CAREER, DEFENSEMAN:** 619
Drew Doughty, 2008-Present
- MOST ONE SEASON:** 168
Wayne Gretzky, 1988-89
- MOST ONE SEASON, CENTER:** 168
Wayne Gretzky, 1988-89
- MOST ONE SEASON, LEFT WING:** 125
Luc Robitaille, 1992-93 (NHL Record)
- MOST ONE SEASON, RIGHT WING:** 112
Dave Taylor, 1980-81
- MOST ONE SEASON, DEFENSEMAN:** 76
Larry Murphy, 1980-81
- MOST ONE SEASON, ROOKIE:** 84
Luc Robitaille, 1986-87

MOST ONE SEASON, ROOKIE DEFENSEMAN:

76
Larry Murphy, 1980-81 (NHL Record)

MOST ONE SEASON, ONE LINE:

328
Marcel Dionne (137), Charlie Simmer (101), Dave Taylor (90), 1979-80

MOST, ONE MONTH:

33
Wayne Gretzky, March of 1991 (14 Games)

MOST ONE GAME:

8
12/1/88, Bernie Nicholls vs. Toronto (2-6=8)

MOST ONE PERIOD:

4
10/18/17, Adrian Kempe vs. Montreal (3-1=4)
2/21/08, Patrick O'Sullivan vs. St. Louis (1-3=4)
11/13/05, Alexander Frolov at Columbus (3-1=4)
11/13/05, Pavol Demitra at Columbus (0-4=4)
11/13/05, Craig Conroy at Columbus (2-2=4)
10/23/01, Adam Deadmarsh at Columbus (1-3=4)
1/29/98, Rob Blake vs. Calgary (0-4=4)
10/9/93, Tomas Sandstrom vs. Detroit (0-4=4)
10/9/93, Wayne Gretzky vs. Detroit (2-2=4)
4/1/89, Bernie Nicholls vs. Vancouver (2-2=4)
3/4/89, Wayne Gretzky vs. Philadelphia (0-4=4)
2/18/89, Wayne Gretzky vs. Quebec (2-2=4)
2/4/89, Wayne Gretzky vs. Buffalo (3-1=4)
11/29/88, Wayne Gretzky vs. New Jersey (2-2=4)
10/12/88, Luc Robitaille vs. Boston (2-2=4)
3/17/87, Bernie Nicholls at Washington (2-2=4)
3/14/81, Marcel Dionne vs. Minnesota (1-3=4)
12/4/78, Vic Venasky vs. Washington (1-3=4)

MOST 100+ POINT SEASONS:

7
Marcel Dionne, 1976-77, 1978-79, 1979-80, 1980-81, 1981-82, 1982-83, 1984-85

MOST CONSECUTIVE 100+ POINT SEASONS:

5
Marcel Dionne, 1978-83

MOST POINTS VS. ONE OPPONENT,

ONE SEASON:

19
Wayne Gretzky vs. Winnipeg, 1990-91 (3-16=19, 8 Games)
Bernie Nicholls vs. Edmonton, 1988-89 (10-9=19, 8 Games)

PENALTIES

MOST MINUTES, CAREER:

1,846
Marty McSorley, 1988-93, 1994-96

MOST MINUTES, ONE SEASON:

399
Marty McSorley, 1992-93

MOST MINUTES, ONE GAME:

67
3/11/79, Randy Holt at Philadelphia, 1 minor, 3 majors, 5 misconducts (NHL Record)

MOST MINUTES, ONE PERIOD:

67
3/11/79, Randy Holt at Philadelphia, 1 minor, 3 majors, 5 misconducts (NHL Record)

MOST PENALTIES, ONE GAME:

9
4/14/92, Marty McSorley vs. Vancouver
12/9/86, Larry Playfair at NY Islanders
3/11/79, Randy Holt at Philadelphia

MOST PENALTIES, ONE PERIOD:

9
3/11/79, Randy Holt at Philadelphia (NHL Record)

KINGS INDIVIDUAL PLAYER RECORDS

GAMES PLAYED

MOST SEASONS, CAREER: 18

Dustin Brown, 2003-22

MOST GAMES, CAREER: 1,296

Dustin Brown, 2003-22

MOST GAMES CAREER, CENTER: 1,210

Anze Kopitar, 2006-Present

MOST GAMES CAREER, LEFT WING: 1,077

Luc Robitaille, 1986-94, 1997-01, 2003-06

MOST GAMES CAREER, RIGHT WING: 1,296

Dustin Brown, 2003-22

MOST GAMES CAREER, DEFENSESMAN: 1,095

Drew Doughty, 2008-Present

MOST CONSECUTIVE GAMES: 460

Drew Doughty, 10/8/14 through 1/18/20

SHOTS ON GOAL

MOST CAREER: 3,848

Marcel Dionne, 1975-87

MOST CAREER, CENTER: 3,848

Marcel Dionne, 1975-87

MOST CAREER, LEFT WING: 3,091

Luc Robitaille, 1986-94, 1997-01, 2003-06

MOST CAREER, RIGHT WING: 3,360

Dustin Brown, 2003-22

MOST CAREER DEFENSESMAN: 2,468

Rob Blake, 1988-01, 2006-08

MOST ONE SEASON: 385

Bernie Nicholls, 1988-89

MOST ONE SEASON, DEFENSESMAN: 327

Rob Blake, 1999-00

MOST ONE GAME: 13

1/28/89, Bernie Nicholls vs. Edmonton and
12/3/88, Wayne Gretzky vs Chicago

GOALTENDERS

MOST GAMES, CAREER: 743

Jonathan Quick, 2007-23

MOST GAMES, ONE SEASON: 72

Jonathan Quick, 2014-15, 2009-10

MOST GAMES ONE SEASON, ROOKIE: 61

Gerry Desjardins, 1968-69

MOST MINUTES, CAREER: 43,216

Jonathan Quick, 2007-23 (743 Games)

MOST MINUTES, ONE SEASON: 4,258

Jonathan Quick, 2009-10

MOST MINUTES, ONE SEASON, ROOKIE: 3,495

Gerry Desjardins, 1968-69

BEST GOALS AGAINST AVERAGE, CAREER

(Min. 50 Games): 2.22

Peter Budaj, 2015-17, 2018-19 (57 Games)

BEST GOALS AGAINST AVERAGE,

ONE SEASON: (Min. 25 Games): 1.95

Jonathan Quick, 2011-12 (69 Games)

BEST GOALS AGAINST AVERAGE, ONE SEASON,

ROOKIE: (Min. 25 Games): 2.40

Jamie Storr, 1998-99 (28 Games)

MOST SHOTS FACED, CAREER: 19,960

Jonathan Quick, 2007-23 (743 Games)

MOST SHOTS FACED, ONE SEASON: 2,219

Kelly Hrudey, 1993-94

MOST SHOTS FACED, ONE SEASON,

ROOKIE: 1,845

Gerry Desjardins, 1968-69

MOST SHOTS FACED, ONE GAME: 68

3/24/81, Mario Lessard at Minnesota (4-3 LA win)

MOST SAVES, CAREER: 18,188

Jonathan Quick, 2007-23 (743 Games)

MOST SAVES, ONE SEASON: 1,991

Kelly Hrudey, 1993-94

MOST SAVES, ONE GAME: 65

3/24/81, Mario Lessard at Minnesota (4-3 LA win)

BEST SAVE PERCENTAGE, CAREER

(Min. 50 Games): .918

Jack Campbell, 2016-20 (57 Games)

BEST SAVE PERCENTAGE,

ONE SEASON: (Min. 25 Games): .929

Jonathan Quick, 2011-12 (69 Games)

BEST SAVE PERCENTAGE, ONE SEASON,

ROOKIE: (Min. 25 Games): .916

Jamie Storr, 1998-99 (28 Games)

MOST GOALS ALLOWED, CAREER: 1,772

Jonathan Quick, 2007-23 (743 Games)

MOST GOALS ALLOWED, ONE SEASON: 228

Kelly Hrudey, 1993-94

MOST GOALS ALLOWED, ONE SEASON,

ROOKIE: 189

Gerry Desjardins, 1968-69

MOST GOALS ALLOWED, ONE GAME: 11

10/17/88, Roland Melanson at Calgary

1/6/83, Mario Lessard at Montreal

11/25/81, Jim Rutherford at Edmonton

11/14/71, Gary Edwards at Boston

MOST SHUTOUTS, CAREER: 57

Jonathan Quick, 2007-23 (743 Games)

MOST SHUTOUTS, ONE SEASON: 10

Jonathan Quick, 2011-12

MOST SHUTOUTS, ONE SEASON, ROOKIE: 4

Martin Jones, 2013-14

Jonathan Quick, 2008-09

Jamie Storr, 1998-99

Mario Lessard, 1978-79

Gerry Desjardins, 1968-69

MOST WINS, CAREER: 370

Jonathan Quick, 2007-23 (743 Games)

MOST WINS, ONE SEASON: 40

Jonathan Quick, 2015-16

MOST WINS, ONE SEASON, ROOKIE: 23

Bob Janecyk, 1984-85

Mario Lessard, 1978-79

MOST LOSSES, CAREER: 275

Jonathan Quick, 2007-23 (743 Games)

MOST LOSSES, ONE SEASON: 31

Kelly Hrudey, 1993-94

MOST LOSSES, ONE SEASON, ROOKIE: 29

Gerry Desjardins, 1968-69

MOST TIES, CAREER: 66

Rogie Vachon, 1971-78

MOST TIES, ONE SEASON: 13

Kelly Hrudey, 1991-92

Rogie Vachon, 1977-78, 1974-75

MOST TIES, ONE SEASON, ROOKIE: 10

Mario Lessard, 1978-79

KINGS LEADERS YEAR-BY-YEAR

SEASON	GOALS	ASSISTS	POINTS	PPG'S	PIM
1967-68	Flett - 26	Joyal - 34	Joyal - 57	Joyal, Lemieux - 5	Amadio - 101
1968-69	Joyal - 33	Lemieux - 29	Joyal - 52	Joyal - 9	Rolfe - 85
1969-70	Shack - 22	Goring, Rochefort - 23	Lonsberry - 42	Joyal - 6	Lonsberry - 118
1970-71	Byers - 27	Widing - 40	Widing - 65	Pulford - 6	Marotte - 96
1971-72	Widing - 27	Backstrom, Goring - 29	Widing - 55	Backstrom - 7	Corrigan - 93
1972-73	Corrigan - 37	Widing - 54	Widing - 70	Berry, Corrigan - 14	Corrigan - 146
1973-74	Goring - 28	St. Marseille - 36	Goring - 61	Berry - 8	Corrigan, Harper - 119
1974-75	Nevin - 31	Nevin - 41	Nevin - 72	Berry, Nevin, Widing - 7	Maloney - 165
1975-76	Dionne - 40	Dionne - 54	Dionne - 94	Corrigan - 9	Hutchison - 181
1976-77	Dionne - 53	Dionne - 69	Dionne - 122	Williams - 15	Schultz - 232
1977-78	Goring - 37	Dionne - 43	Dionne - 79	Dionne, Goring - 9	Wilson - 127
1978-79	Dionne - 59	Dionne - 71	Dionne - 130	Dionne - 19	Holt - 202
1979-80	Simmer - 56**	Dionne - 84	Dionne - 137**	Simmer - 21*	Wells - 113
1980-81	Dionne - 58	Dionne - 77	Dionne - 135	Dionne, Simmer - 23	Wells - 155
1981-82	Dionne - 50	Dionne, Taylor - 67	Dionne - 117	Dionne - 17	Wells - 145
1982-83	Dionne - 56	Dionne, Simmer - 51	Dionne - 107	Dionne - 17	Wells - 167
1983-84	Simmer - 44	Nicholls - 54	Nicholls - 95	Dionne, Simmer - 13	Wells - 141
1984-85	Dionne, Nicholls - 46	Dionne - 80	Dionne - 126	Dionne - 16	Wells - 185
1985-86	Dionne, Nicholls - 36	Nicholls - 61	Nicholls - 97	Dionne, Taylor - 11	Williams - 320
1986-87	Robitaille - 45	Dionne - 50	Robitaille - 84	Carson, Robitaille - 18	Williams - 358
1987-88	Carson - 55	Robitaille - 58	Robitaille - 111	Carson - 22	Playfair - 197
1988-89	Nicholls - 70	Gretzky - 114**	Gretzky - 168	Nicholls - 21	McSorley - 350
1989-90	Robitaille - 52	Gretzky - 102*	Gretzky - 142*	Robitaille - 20	McSorley - 322
1990-91	Robitaille, Sandstrom - 45	Gretzky - 122*	Gretzky - 163*	Sandstrom - 16	Miller - 259
1991-92	Robitaille - 44	Gretzky - 90*	Gretzky - 121	Robitaille - 26	McSorley - 268
1992-93	Robitaille - 63	Robitaille - 62	Robitaille - 125	Robitaille - 24	McSorley - 399*
1993-94	Robitaille - 44	Gretzky - 92*	Gretzky - 130*	Robitaille - 24	Rychel - 322
1994-95***	Tocchet - 18	Gretzky - 37	Gretzky - 48	Tocchet - 7	Johnson - 102
1995-96	Khristich - 27	Gretzky - 66	Gretzky - 81	Khristich - 12	McSorley - 148
1996-97	Ferraro - 25	Khristich - 37	Khristich - 56	Ferraro - 11	Johnson - 194
1997-98	Murray - 29	Stumpel - 58	Stumpel - 79	Blake - 11	Johnson - 249
1998-99	Robitaille - 39	Robitaille - 35	Robitaille - 74	Robitaille - 11	O'Donnell - 186
1999-00	Robitaille - 36	Stumpel - 41	Robitaille - 74	Robitaille - 13	Laperriere - 185
2000-01	Palfy - 38	Palfy, Robitaille - 51	Palfy - 89	Robitaille - 16	Grimson - 235
2001-02	Palfy - 32	Allison - 55	Allison - 74	Palfy - 15	Laperriere - 125
2002-03	Palfy - 37	Palfy - 48	Palfy - 85	Palfy, Schneider - 10	Laperriere - 122
2003-04	Frolov - 24	Robitaille, Stumpel - 29	Robitaille - 51	Robitaille - 12	Avery - 261*
2004-05	DNP - Lockout				
2005-06	Cammalleri - 26	Visnovsky - 50	Visnovsky - 67	Cammalleri - 15	Avery - 257*
2006-07	Frolov - 35	Cammalleri - 46	Cammalleri - 80	Cammalleri - 16	Ivanans - 140
2007-08	Brown - 33	Kopitar - 45	Kopitar - 77	Brown, Kopitar - 12	Ivanans - 134
2008-09	Frolov - 32	Kopitar - 39	Kopitar - 66	Frolov - 12	Ivanans - 145
2009-10	Kopitar - 34	Kopitar - 47	Kopitar - 81	Kopitar - 14	Ivanans - 136
2010-11	Brown - 28	Kopitar - 48	Kopitar - 73	Smyth - 9	Clifford - 141
2011-12	Kopitar - 25	Kopitar - 51	Kopitar - 76	Brown/Williams - 9	Clifford - 123
2012-13***	Carter - 26	Kopitar - 32	Kopitar - 42	Brown/Carter - 8	Clifford - 51
2013-14	Kopitar - 29	Kopitar - 41	Kopitar - 70	Kopitar - 10	Clifford - 81
2014-15	Carter - 28	Kopitar - 48	Kopitar - 64	Gaborik - 11	Clifford - 87
2015-16	Toffoli - 31	Kopitar - 49	Kopitar - 74	Doughty, Toffoli - 9	McNabb - 92
2016-17	Carter - 32	Kopitar - 40	Carter - 66	Carter - 10	Clifford - 92
2017-18	Kopitar - 35	Kopitar - 57	Kopitar - 92	Brown - 9	Brown - 58
2018-19	Brown/Kopitar - 22	Kopitar - 38	Kopitar - 60	Brown - 9	Clifford - 96
2019-20****	Kopitar - 21	Kopitar - 41	Kopitar - 62	Kopitar - 7	MacDermid - 47
2020-21*****	Brown - 17	Kopitar - 37	Kopitar - 50	Brown - 9	MacDermid - 36
2021-22	Kempe - 35	Kopitar - 48	Kopitar - 67	Kaliyev, Kempe, Kopitar - 6	Lemieux - 97
2022-23	Kempe - 41	Fiala - 49	Kopitar - 74	Kempe - 11	Lizotte - 70

*Led NHL **Tied for NHL lead ***48-game season ****70-game season *****56-game season

Bold = All-time franchise single season leader

KINGS GOALTENDER LEADERS YEAR-BY-YEAR

SEASON	GP (Minutes)	SO	S%	GAA	WINS
1967-68	Rutledge - 45 (2,441)	Rutledge/Sawchuk - 2	Rutledge - .897	Rutledge - 2.88	Rutledge - 21
1968-69	Desjardins - 61 (3,495)	Desjardins - 4	Desjardins - .897	Desjardins - 3.24	Desjardins - 19
1969-70	Desjardins - 43 (2,449)	Desjardins - 3	Desjardins - .886	Desjardins - 3.90	Desjardins - 7
1970-71	Dejordy - 60 (3,370)	Dejordy - 1	Dejordy/Norris - .888	Dejordy - 3.81	Dejordy - 18
1971-72	Edwards - 44 (2,502)	Edwards - 2	Edwards - .898	Edwards - 3.60	Edwards - 13
1972-73	Vachon - 53 (3,116)	Vachon - 4	Vachon - .900	Vachon - 2.85	Vachon - 22
1973-74	Vachon - 65 (3,742)	Vachon - 5	Vachon - .903	Vachon - 2.81	Vachon - 28
1974-75	Vachon - 54 (3,234)	Vachon - 6	Vachon - .927	Vachon - 2.24	Vachon - 27
1975-76	Vachon - 51 (3,052)	Vachon - 5	Vachon - .891	Vachon - 3.15	Vachon - 26
1976-77	Vachon - 68 (4,048)	Vachon - 8	Vachon - .903	Vachon - 2.73	Vachon - 33
1977-78	Vachon - 70 (4,098)	Vachon - 4	Vachon - .892	Vachon - 2.87	Vachon - 29
1978-79	Lessard - 49 (2,857)	Lessard - 4	Lessard - .892	Lessard - 3.11	Lessard - 23
1979-80	Lessard - 50 (2,825)	Grahame - 2	Grahame - .875	Lessard - 3.93	Lessard - 18
1980-81	Lessard - 64 (3,736)	Lessard - 2	Lessard - .893	Lessard - 3.26	Lessard - 35*
1981-82	Lessard - 52 (2,924)	Lessard - 2	Keans - .864	Keans - 4.32	Lessard - 13
1982-83	Laskoski - 46 (2,277)	Lessard/Mattsson - 1	Laskoski - .857	Laskoski - 4.56	Laskoski - 15
1983-84	Blake - 29 (1,631)	Mattsson - 1	Blake - .867	Blake - 4.34	Blake - 9
1984-85	Janecyk - 52 (3,053)	Janecyk - 2	Janecyk - .877	Janecyk - 3.66	Janecyk - 23
1985-86	Janecyk - 38 (2,072)	--	Janecyk - .855	Janecyk - 4.69	Janecyk - 14
1986-87	Melanson - 46 (2,727)	Eliot/Melanson - 1	Melanson - .881	Melanson - 3.70	Melanson - 18
1987-88	Melanson - 47 (2,675)	Melanson - 2	Healy - .865	Healy - 4.34	Melanson - 17
1988-89	Healy - 48 (2,699)	Hrudey - 1	Healy - .872	Healy - 4.27	Healy - 25
1989-90	Hrudey - 52 (2,860)	Hrudey - 2	Hrudey - .873	Gosselin - 3.87	Hrudey - 22
1990-91	Hrudey - 47 (2,730)	Hrudey - 3	Hrudey - .900	Hrudey - 2.90	Hrudey - 26
1991-92	Hrudey - 60 (3,509)	Hrudey - 1	Hrudey - .897	Hrudey - 3.37	Hrudey - 26
1992-93	Hrudey - 50 (2,718)	Hrudey - 2	Hrudey/Stauber - .887	Stauber - 3.84	Hrudey - 18
1993-94	Hrudey - 64 (3,713)	Hrudey/Stauber - 1	Hrudey - .897	Hrudey - 3.68	Hrudey - 22
1994-95***	Hrudey - 35 (1,894)	--	Hrudey - .910	Hrudey - 3.14	Hrudey - 14
1995-96	Dafoe - 47 (2,666)	Dafoe - 1	Hrudey - .907	Hrudey - 3.26	Dafoe - 14
1996-97	Fiset - 44 (2,482)	Fiset - 4	Fiset - .906	Dafoe - 3.11	Dafoe/Fiset - 13
1997-98	Fiset - 60 (3,497)	Fiset/Storr - 2	Fiset - .909	Fiset - 2.71	Fiset - 26
1998-99	Fiset - 42 (2,403)	Storr - 4	Storr - .916	Storr - 2.40	Fiset - 18
1999-00	Fiset - 47 (2,592)	Fiset/Storr - 1	Storr - .908	Storr - 2.53	Fiset - 20
2000-01	Storr - 45 (2,498)	Potvin - 5	Storr - .899	Storr - 2.74	Storr - 19
2001-02	Potvin - 71 (4,071)	Potvin - 6	Potvin - .907	Potvin - 2.31	Potvin - 31
2002-03	Potvin - 42 (2,367)	Potvin/Storr - 3	Storr - .905	Storr - 2.54	Potvin - 17
2003-04	Cechmanek - 49 (2,701)	Cechmanek - 5	Huet - .907	Huet - 2.43	Cechmanek - 18
2004-05	DNP - Lockout				
2005-06	Garon - 63 (3,446)	Garon - 4	LaBarbera - .900	LaBarbera - 2.89	Garon - 31
2006-07	Garon - 32 (1,779)	Garon - 2	Garon - .907	Garon - 2.66	Garon - 13
2007-08	LaBarbera - 45 (2,421)	Ersberg - 2	LaBarbera - .910	LaBarbera - 3.00	LaBarbera - 17
2008-09	Quick - 44 (2,495)	Quick - 4	Quick - .914	Quick - 2.48	Quick - 21
2009-10	Quick - 72 (4,258)	Quick - 4	Quick - .906	Quick - 2.54	Quick - 39
2010-11	Quick - 61 (3,591)	Quick - 6	Quick - .918	Quick - 2.24	Quick - 35
2011-12	Quick - 69 (4,099)	Quick - 10*	Quick - .929	Quick - 1.95	Quick - 35
2012-13***	Quick - 37 (2,134)	Bernier/Quick - 1	Quick - .902	Quick - 2.45	Quick - 18
2013-14	Quick - 49 (2,904)	Quick - 6	Quick - .915	Quick - 2.07	Quick - 27
2014-15	Quick - 72 (4,184)	Quick - 6	Quick - .918	Quick - 2.24	Quick - 36
2015-16	Quick - 68 (4,034*)	Quick - 5	Quick - .918	Quick - 2.22	Quick - 40
2016-17	Budaj - 53 (3,029)	Budaj - 7	Budaj - .917	Budaj - 2.12	Budaj - 27
2017-18	Quick - 64 (3,677)	Quick - 5	Quick - .921	Quick - 2.40	Quick - 3
2018-19	Quick - 46 (2,648)	Campbell/Quick - 2	Campbell - .928	Campbell - 2.30	Quick - 16
2019-20	Quick - 42 (2,516)	Quick - 1	Quick - .904	Quick - 2.79	Quick - 16
2020-21****	Petersen - 35 (2,016)	Quick - 2	Petersen - .911	Quick - 2.86	Quick - 11
2021-22	Quick - 46 (2,686)	Petersen - 3	Quick - .910	Quick - 2.59	Quick - 23
2022-23	Copley - 37 (2,089)	Copley, Korpisalo, Quick - 1	Copley - .903	Copley - 2.64	Copley - 24

Note: Goalies need to appear in a minimum of 25 games to be eligible as category leaders for save percentage and goals-against average. Note: Quick tied his own single season record for most appearances (72) in 2014-15 after setting the record in 2009-10.

*Led NHL **Tied for NHL lead ***48-game season ****56-game season **Bold** = All-time franchise single season leader

KINGS ALL-TIME TOP TEN

GAMES PLAYED

No.	Player	Total
1	Dustin Brown	1,296
2	Anze Kopitar	1,292
3	Dave Taylor	1,111
4	Drew Doughty	1,095
5	Luc Robitaille	1,077
6	Marcel Dionne	921
7	Rob Blake	805
8	Mattias Norstrom	780
9	Butch Goring	736
10	Trevor Lewis	674

POINTS

No.	Player	Total
1	Marcel Dionne	1,307
2	Luc Robitaille	1,154
3	Anze Kopitar	1,141
4	Dave Taylor	1,069
5	Wayne Gretzky	918
6	Bernie Nicholls	758
7	Dustin Brown	712
8	Butch Goring	659
9	Drew Doughty	619
10	Rob Blake	494

SHG'S

No.	Player	Total
1	Bernie Nicholls	25
2	Butch Goring	19
	Mike Murphy	19
4	Wayne Gretzky	17
5	Anze Kopitar	13
6	Ziggy Palffy	10
7	Adrian Kempe	9
	Marcel Dionne	9
9	Glen Murray	8
	Yanic Perreault	8
	Trevor Moore	8
	Jari Kurri	8

DEFENSEMAN GP

No.	Player	Total
1	Drew Doughty	1,095
2	Rob Blake	805
3	Mattias Norstrom	780
4	Mark Hardy	616
5	Jay Wells	604
6	Alec Martinez	597
7	Sean O'Donnell	541
8	Lubomir Visnovsky	499
9	Jake Muzzin	496
10	Marty McSorley	472

GOALS

No.	Player	Total
1	Luc Robitaille	557
2	Marcel Dionne	550
3	Dave Taylor	431
4	Anze Kopitar	393
5	Bernie Nicholls	327
6	Dustin Brown	325
7	Butch Goring	275
8	Wayne Gretzky	246
9	Charlie Simmer	222
10	Jeff Carter	194
	Mike Murphy	194

PENALTY MINUTES

No.	Player	Total
1	Marty McSorley	1,846
2	Dave Taylor	1,589
3	Jay Wells	1,446
4	Rob Blake	1,231
5	Ian Laperrriere	1,017
6	Sean O'Donnell	940
7	Luc Robitaille	924
8	Jay Miller	865
9	Mark Hardy	858
10	Tony Granato	821

PLUS/MINUS

No.	Player	Total
1	Dave Taylor	186
2	Marcel Dionne	105
3	Ziggy Palffy	85
4	Charlie Simmer	84
5	Anze Kopitar	83
6	Bob Murdoch	80
7	Tyler Toffoli	79
8	Terry Harper	69
9	Justin Williams	65
10	Bob Nevin	53

DEFENSEMAN GOALS

No.	Player	Total
1	Rob Blake	161
2	Drew Doughty	141
3	Steve Duchesne	99
4	Marty McSorley	71
5	Lubomir Visnovsky	70
6	Alec Martinez	62
7	Mark Hardy	53
8	Larry Murphy	52
9	Jake Muzzin	51
10	Garry Galley	44

ASSISTS

No.	Player	Total
1	Marcel Dionne	757
2	Anze Kopitar	748
3	Wayne Gretzky	672
4	Dave Taylor	638
5	Luc Robitaille	597
6	Drew Doughty	478
7	Bernie Nicholls	431
8	Dustin Brown	387
9	Butch Goring	384
10	Rob Blake	333

PPG'S

No.	Player	Total
1	Luc Robitaille	210
2	Marcel Dionne	172
3	Dave Taylor	123
4	Anze Kopitar	111
5	Dustin Brown	106
6	Bernie Nicholls	100
7	Rob Blake	92
8	Charlie Simmer	79
9	Drew Doughty	73
10	Wayne Gretzky	63

GWG'S

No.	Player	Total
1	Luc Robitaille	73
2	Anze Kopitar	65
3	Marcel Dionne	59
4	Dave Taylor	47
5	Jeff Carter	44
6	Dustin Brown	42
7	Drew Doughty	30
8	Rob Blake	29
9	Butch Goring	28
	Mike Murphy	28

DEFENSEMAN ASSISTS

No.	Player	Total
1	Drew Doughty	478
2	Rob Blake	333
3	Mark Hardy	250
4	Steve Duchesne	216
5	Lubomir Visnovsky	209
6	Marty McSorley	163
7	Jake Muzzin	162
8	Larry Murphy	155
9	Jay Wells	143
10	Alec Martinez	136

KINGS ALL-TIME TOP TEN

DEFENSEMAN PTS

No.	Player	Total
1	Drew Doughty	619
2	Rob Blake	494
3	Steve Duchesne	315
4	Mark Hardy	303
5	Lubomir Visnovsky	279
6	Marty McSorley	234
7	Jake Muzzin	213
8	Larry Murphy	207
9	Alec Martinez	198
10	Jay Wells	177

DEFENSEMAN PIM

No.	Player	Total
1	Marty McSorley	1,846
2	Jay Wells	1,446
3	Rob Blake	1,231
4	Sean O'Donnell	940
5	Mark Hardy	858
6	Drew Doughty	725
7	Dave Hutchison	605
8	Dean Kennedy	591
9	Mattias Norstrom	583
10	Tim Watters	529

DEFENSEMAN PPG'S

No.	Player	Total
1	Rob Blake	92
2	Drew Doughty	73
3	Steve Duchesne	33
4	Lubomir Visnovsky	31
5	Mark Hardy	27
6	Larry Murphy	22
7	Mathieu Schneider	21
8	Jaroslav Modry	19
9	Alexei Zhitnik	18
10	Jake Muzzin	17

DEFENSEMAN SHG'S

No.	Player	Total
1	Marty McSorley	7
2	Steve Duchesne	5
3	Mark Hardy	3
4	Drew Doughty	2
	Larry Murphy	2
	Mattias Norstrom	2
	Chris Snell	2
8	Several Tied	1

DEFENSEMAN PLUS/MINUS

No.	Player	Total
1	Bob Murdoch	80
2	Terry Harper	69
3	Sheldon Kannegiesser	51
4	Steve Duchesne	50
5	Matt Roy	46
6	Drew Doughty	45
7	Tom Laidlaw	38
	Willie Mitchell	38
9	Tim Watters	32
10	Mikey Anderson	30
	Larry Robinson	30

DEFENSEMAN GWG'S

No.	Player	Total
1	Drew Doughty	30
2	Rob Blake	29
3	Steve Duchesne	13
4	Alec Martinez	12
5	Lubomir Visnovsky	10
6	Jake Muzzin	7
	Mark Hardy	7
8	Joe Corvo	6
	Jay Wells	6
10	Gary Galley	5

GOALIE GP

No.	Player	Total
1	Jonathan Quick	743
2	Rogie Vachon	389
3	Kelly Hrudey	360
4	Mario Lessard	240
5	Jamie Storr	205
6	Stephane Fiset	200
7	Gary Edwards	155
8	Felix Potvin	136
9	Roland Melanson	119
10	Gerry Desjardins	104

GOALIE WINS

No.	Player	Total
1	Jonathan Quick	370
2	Rogie Vachon	171
3	Kelly Hrudey	145
4	Mario Lessard	92
5	Jamie Storr	85
6	Stephane Fiset	80
7	Felix Potvin	61
8	Gary Edwards	54
9	Mathieu Garon	44
	Cal Petersen	44

GOALIE SHUTOUTS

No.	Player	Total
1	Jonathan Quick	57
2	Rogie Vachon	32
3	Jamie Storr	16
4	Felix Potvin	14
5	Stephane Fiset	10
	Kelly Hrudey	10
7	Mario Lessard	9
8	Peter Budaj	7
	Gerry Desjardins	7
	Gary Edwards	7
	Martin Jones	7

GOALIE GAA*

No.	Player	Total
1	Peter Budaj	2.22
2	Felix Potvin	2.35
3	Jonathan Bernier	2.36
4	Cristobal Huet	2.41
5	Jonathan Quick	2.46
6	Jack Campbell	2.51
7	Jamie Storr	2.52
8	Erik Ersberg	2.55
9	Stephane Fiset	2.83
10	Rogie Vachon	2.86

GOALIE SAVE PCT*

No.	Player	Total
1	Jack Campbell	.918
2	Peter Budaj	.913
3	Jonathan Bernier	.912
4	Jonathan Quick	.911
5	Erik Ersberg	.910
	Jamie Storr	.910
7	Cristobal Huet	.908
8	Stephane Fiset	.907
9	Felix Potvin	.905
	Cal Petersen	.905

*Minimum 50 games

^NHL started keeping Save Percentage in 1982-83

KINGS SEASON BESTS

GOALS

No. Player	Total	Season
1 Bernie Nicholls	70	1988-89
2 Luc Robitaille	63	1992-93
3 Marcel Dionne	59	1978-79
4 Marcel Dionne	58	1980-81
5 Marcel Dionne	56	1982-83
Charlie Simmer	56	1980-81
Charlie Simmer	56	1979-80

ASSISTS

No. Player	Total	Season
1 Wayne Gretzky	122	1990-91
2 Wayne Gretzky	114	1988-89
3 Wayne Gretzky	102	1989-90
4 Wayne Gretzky	92	1993-94
5 Wayne Gretzky	90	1991-92

POINTS

No. Player	Total	Season
1 Wayne Gretzky	168	1988-89
2 Wayne Gretzky	163	1990-91
3 Bernie Nicholls	150	1988-89
4 Wayne Gretzky	142	1989-90
5 Marcel Dionne	137	1979-80

PENALTY MINUTES

No. Player	Total	Season
1 Marty McSorley	399	1992-93
2 Dave Williams	358	1986-87
3 Marty McSorley	350	1988-89
4 Warren Rychel	322	1993-94
Marty McSorley	322	1989-90

PPG'S

No. Player	Total	Season
1 Luc Robitaille	26	1991-92
2 Luc Robitaille	24	1993-94
Luc Robitaille	24	1992-93
4 Marcel Dionne	23	1980-81
Charlie Simmer	23	1980-81

SHG'S

No. Player	Total	Season
1 Bernie Nicholls	8	1988-89
2 Bernie Nicholls	7	1987-88
3 Trevor Moore	5	2021-22
Tyler Toffoli	5	2014-15
Pavol Demitra	5	2005-06
Steve Duchesne	5	1988-89
Wayne Gretzky	5	1988-89
Mike Murphy	5	1982-83
Butch Goring	5	1975-76

PLUS/MINUS

No. Player	Total	Season
1 Marcel Dionne	54	1980-81
2 Marty McSorley	48	1990-91
Dave Taylor	48	1980-81
4 Charlie Simmer	47	1979-80
5 Sheldon Kannegiesser	41	1974-75

GWG'S

No. Player	Total	Season
1 Charlie Simmer	10	1980-81
2 Jeff Carter	9	2016-17
Anze Kopitar	9	2013-14
Marcel Dionne	9	1980-81
5 Anze Kopitar	8	2015-16
Jeff Carter	8	2012-13
Bryan Smolinski	8	2002-03
Ziggy Palffy	8	2000-01
Luc Robitaille	8	1992-93
Tony Granato	8	1991-92
Mike Krushelnyski	8	1988-89
Charlie Simmer	8	1979-80

DEFENSEMAN GOALS

No. Player	Total	Season
1 Steve Duchesne	25	1988-89
2 Rob Blake	23	1997-98
3 Larry Murphy	22	1981-82
4 Steve Duchesne	21	1990-91
5 Rob Blake	20	1993-94
Steve Duchesne	20	1989-90

DEFENSEMAN ASSISTS

No. Player	Total	Season
1 Larry Murphy	60	1980-81
2 Drew Doughty	50	2017-18
Lubomir Visnovsky	50	2005-06
Steve Duchesne	50	1988-89
5 Paul Coffey	49	1992-93

DEFENSEMAN PTS

No. Player	Total	Season
1 Larry Murphy	76	1980-81
2 Steve Duchesne	75	1988-89
3 Rob Blake	68	1993-94
4 Lubomir Visnovsky	67	2005-06
5 Larry Murphy	66	1981-82

KINGS SEASON BESTS

DEFENSEMAN PIM

No. Player	Total	Season
1 Marty McSorley	399	1992-93
2 Marty McSorley	350	1988-89
3 Marty McSorley	322	1989-90
4 Marty McSorley	268	1991-92
5 Jay Wells	226	1985-86

DEFENSEMAN PPG'S

No. Player	Total	Season
1 Rob Blake	12	1999-00
2 Rob Blake	11	2006-07
Rob Blake	11	1997-98
Alexei Zhitnik	11	1993-94
5 Lubomir Visnovsky	10	2005-06
Matheiu Schneider	10	2002-03
Rob Blake	10	1992-93

DEFENSEMAN SHG'S

No. Player	Total	Season
1 Steve Duchesne	5	1988-89
2 Marty McSorley	3	1992-93
3 Chris Snell	2	1994-95

DEFENSEMAN +/-

No. Player	Total	Season
1 Marty McSorley	48	1990-91
2 Sheldon Kannegiesser	41	1974-75
3 Bob Murdoch	39	1974-75
4 Terry Harper	38	1974-75
5 Bob Murdoch	35	1976-77

DEFENSEMAN GWG'S

No. Player	Total	Season
1 Rob Blake	6	1993-94
2 Drew Doughty	5	2009-10
Rob Blake	5	1999-00
4 Drew Doughty	4	2017-18
Alec Martinez	4	2015-16
Jack Johnson	4	2011-12
Rob Blake	4	1997-98
Rob Blake	4	1992-93
Steve Duchesne	4	1987-88

GOALIE GP

No. Player	Total	Season
1 Jonathan Quick	72	2014-15
Jonathan Quick	72	2009-10
3 Felix Potvin	71	2001-02
4 Rogie Vachon	70	1977-78
5 Jonathan Quick	69	2011-12

GOALIE WINS

No. Player	Total	Season
1 Jonathan Quick	40	2011-16
2 Jonathan Quick	39	2009-10
3 Jonathan Quick	36	2014-15
4 Jonathan Quick	35	2011-12
Jonathan Quick	35	2010-11
Mario Lessard	35	1980-81

GOALIE SHUTOUTS

No. Player	Total	Season
1 Jonathan Quick	10	2011-12
2 Rogie Vachon	8	1976-77
3 Peter Budaj	7	2016-17
4 Jonathan Quick	6	2014-15
Jonathan Quick	6	2013-14
Jonathan Quick	6	2010-11
Felix Potvin	6	2001-02
Rogie Vachon	6	1974-75

GOALIE GAA (Minimum 25 Games)

No. Player	Total	Season
1 Jonathan Quick	1.95	2011-12
2 Jonathan Quick	2.07	2013-14
3 Peter Budaj	2.12	2016-17
4 Jonathan Quick	2.22	2015-16
5 Jonathan Quick	2.24	2014-15
Jonathan Quick	2.24	2010-11
Rogie Vachon	2.24	1974-75

GOALIE SAVE PCT (Minimum 25 Games)

No. Player	Total	Season
1 Jonathan Quick	.929	2011-12
2 Jack Campbell	.928	2018-19
3 Rogie Vachon	.927	1974-75
4 Jonathan Quick	.921	2017-18
5 Jonathan Quick	.918	2015-16
Jonathan Quick	.918	2014-15
Jonathan Quick	.918	2010-11

KINGS ALL-TIME HAT TRICKS

- 1967-68** 1. Bill Flett, 11/5/67 at Detroit
2. Lowell MacDonald, 11/19/67 vs. Montreal
3. Bill Flett, 2/1/68 at Detroit
- 1968-69** 4. Eddie Joyal, 12/4/68 vs. Philadelphia
5. Bill Flett, 12/11/68 vs. Detroit
6. Eddie Joyal, 2/19/69 at Minnesota
7. Ted Irvine, 3/18/69 vs. Oakland
- 1969-70** 8. Eddie Shack, 10/18/69 vs. Oakland
- 1970-71** None
- 1971-72** 9. Butch Goring, 4/1/72 vs. California
- 1972-73** 10. Butch Goring, 10/31/72 vs. Vancouver
11. Butch Goring, 11/4/72 vs. NY Islanders
12. #Serge Bernier, 12/24/72 at California
13. Bob Berry, 1/24/73 vs. St. Louis
14. Mike Corrigan, 3/21/73 vs. Toronto
- 1973-74** 15. Gene Carr, 3/9/74 vs. Boston
16. Don Kozak, 4/6/74 vs. Vancouver
- 1974-75** 17. Bob Nevin, 10/13/74 at Buffalo
18. Don Kozak, 10/24/74 vs. Buffalo
19. Bob Nevin, 1/19/75 at Montreal
20. Juha Widing, 1/23/75 vs. Toronto
21. #Butch Goring, 3/1/75 vs. Minnesota
22. Juha Widing, 3/4/75 vs. Kansas City
- 1975-76** 23. Butch Goring, 10/22/75 at Chicago
24. Marcel Dionne, 10/28/75 vs. Washington
25. Marcel Dionne, 12/10/75 vs. St. Louis
26. Marcel Dionne, 12/23/75 at Boston
27. Butch Goring, 1/1/76 at Buffalo
28. #Mike Murphy, 1/22/76 vs. Toronto
29. Marcel Dionne, 2/11/76 at Chicago
30. Tommy Williams, 3/30/76 at Kansas City
- 1976-77** 31. Mike Murphy, 10/16/76 vs. Washington
32. Marcel Dionne, 12/27/76 at Detroit
33. Butch Goring, 2/2/77 vs. Washington
34. Marcel Dionne, 2/27/77 at Buffalo
35. Marcel Dionne, 4/2/77 vs. Minnesota
36. Butch Goring, 4/3/77 at Colorado
- 1977-78** 37. Marcel Dionne, 11/8/77 at Washington
38. Butch Goring, 11/24/77 vs. Pittsburgh
39. #Syl Apps Jr., 12/21/77 vs. Minnesota
40. Dave Taylor, 1/14/78 at Atlanta
41. Butch Goring, 2/1/78 vs. Washington
- 1978-79** 42. Marcel Dionne, 11/11/78 vs. Minnesota
43. #Marcel Dionne, 1/13/79 at Detroit
44. Marcel Dionne, 3/3/79 vs. Chicago
- 1979-80** 45. #Marcel Dionne, 10/23/79 at Colorado
46. #Mike Murphy, 10/27/79 vs. Toronto
47. Marcel Dionne, 11/4/79 at Chicago
48. Marcel Dionne, 1/6/80 at Winnipeg
49. Dave Taylor, 1/9/80 at Chicago
50. Marcel Dionne, 1/12/80 at Minnesota
- 1980-81** 51. Charlie Simmer, 10/16/80 vs. Quebec
52. Dave Taylor, 10/28/80 at Colorado
53. #Charlie Simmer, 11/1/80 at NY Islanders
54. Marcel Dionne, 11/5/80 at Washington
55. Marcel Dionne, 11/12/80 vs. Montreal
56. Charlie Simmer, 1/24/81 at Boston
57. #Dave Taylor, 3/14/81 vs. Minnesota
- 1981-82** 58. John Paul Kelly, 10/20/81 at NY Islanders
59. Marcel Dionne, 10/20/81 at NY Islanders
60. #Marcel Dionne, 11/18/81 vs. Detroit
61. Steve Bozek, 12/9/81 vs. Edmonton
62. #Ian Turnbull, 12/12/81 vs. Vancouver
63. Steve Bozek, 12/27/81 at Edmonton
64. Bernie Nicholls, 3/17/82 vs. Calgary
65. Bernie Nicholls, 3/20/82 vs. Pittsburgh
66. Bernie Nicholls, 3/27/82 vs. Colorado
- 1982-83** 67. Marcel Dionne, 1/11/83 at Washington
68. John Paul Kelly, 2/10/83 vs. Buffalo
69. Charlie Simmer, 2/12/83 at Pittsburgh
70. Marcel Dionne, 2/17/83 at Detroit
- 1983-84** 71. #Bernie Nicholls, 10/20/83 vs. Edmonton
72. Ken Houston, 10/22/83 vs. New Jersey
73. Bernie Nicholls, 10/25/83 vs. Hartford
74. #Brian MacLellan, 11/3/83 at Philadelphia
75. Charlie Simmer, 12/1/83 vs. Winnipeg
76. Marcel Dionne, 12/26/83 at Vancouver
77. Marcel Dionne, 12/30/83 at Hartford
- 1984-85** 78. Dave Taylor, 10/31/84 at Vancouver
79. #Bernie Nicholls, 11/13/84 at Quebec
80. Marcel Dionne, 11/19/84 vs. Calgary
81. Brian MacLellan, 11/21/84 vs. New Jersey
82. Bernie Nicholls, 12/5/84 at Chicago
83. Steve Shutt, 12/13/84 vs. Edmonton
84. Dave Taylor, 1/29/85 vs. New Jersey
- 1985-86** 85. Jim Fox, 10/12/85 vs. NY Islanders
86. Bernie Nicholls, 2/1/86 at Winnipeg
87. Dave Williams, 3/1/86 vs. Montreal
88. Jim Fox, 3/17/86 at Toronto
- 1986-87** 89. Bob Bourne, 11/18/86 at Washington
90. Luc Robitaille, 12/9/86 at NY Islanders
91. Bernie Nicholls, 3/17/87 at Washington
- 1987-88** 92. Jimmy Carson, 10/10/87 vs. St. Louis
93. Bernie Nicholls, 11/22/87 at Buffalo
94. Bob Carpenter, 11/22/87 at Buffalo
95. Luc Robitaille, 12/30/87 vs. Winnipeg
96. Jimmy Carson, 1/30/88 vs. Minnesota
97. Jimmy Carson, 2/3/88 vs. Vancouver
98. Luc Robitaille, 2/11/88 vs. Quebec
99. Jimmy Carson, 3/26/88 vs. Chicago
100. #Jimmy Carson, 3/30/88 vs. Calgary
101. Luc Robitaille, 4/3/88 vs. Edmonton

KINGS ALL-TIME HAT TRICKS

1988-89	102. Luc Robitaille, 10/6/88 vs. Detroit	2000-01	148. Ian Laperriere, 10/13/00 vs. Boston
	103. Bernie Nicholls, 10/28/88 at Winnipeg		149. Ziggy Palffy, 11/28/00 at NY Rangers
	104. Bernie Nicholls, 11/22/88 at Philadelphia		150. Rob Blake, 12/14/00 vs. NY Rangers
	105. Dave Taylor, 12/1/88 vs. Toronto		151. Bryan Smolinski, 1/16/01 at Ottawa
	106. John Tonelli, 12/20/88 vs. Calgary	2001-02	152. Ziggy Palffy, 2/8/02 at Phoenix
	107. Bernie Nicholls, 1/12/89 vs. St. Louis	2002-03	153. Adam Deadmarsh, 10/25/02 at NY Rangers
	108. Wayne Gretzky, 2/4/89 vs. Buffalo		154. Eric Belanger, 12/17/02 vs. St. Louis
	109. Wayne Gretzky, 2/12/89 at Chicago		155. Bryan Smolinski, 2/7/03 vs. Carolina
	110. Steve Duchesne, 3/2/89 at St. Louis	2003-04	None
	111. Bernie Nicholls, 4/1/89 vs. Vancouver	2004-05	DNP - Lockout
1989-90	112. Wayne Gretzky, 10/31/89 at Pittsburgh	2005-06	156. Lubomir Visnovsky, 11/2/05 at Dallas
	113. Luc Robitaille, 11/25/89 vs. Vancouver		157. Alexander Frolov, 11/13/05 at Columbus
	114. Dave Taylor, 1/25/90 at Edmonton		158. Craig Conroy, 11/13/05 at Columbus
	115. Luc Robitaille, 3/10/90 vs. Pittsburgh		159. Pavol Demitra, 11/19/05 vs. Colorado
1990-91	116. Tomas Sandstrom, 11/20/90 vs. New Jersey		160. Derek Armstrong, 12/29/05 at Phoenix
	117. Tomas Sandstrom, 11/24/90 at Montreal		161. Alexander Frolov, 1/12/06 at Boston
	118. Wayne Gretzky, 1/3/91 at NY Islanders		162. Luc Robitaille, 1/19/06 vs. Atlanta
	119. Bob Kudelski, 1/12/91 vs. Vancouver	2006-07	None
	120. Tomas Sandstrom, 1/14/91 at New Jersey	2007-08	163. Ladislav Nagy, 1/1/08 vs. Chicago
	121. Wayne Gretzky, 1/26/91 vs. Vancouver		164. Alexander Frolov, 2/21/08 vs. St. Louis
1991-92	122. Jari Kurri, 10/4/91 at Winnipeg	2008-09	165. Dustin Brown, 12/11/08 vs. St. Louis
	123. Bob Kudelski, 10/16/91 vs. San Jose		166. Michal Handzus, 3/5/09 vs. Dallas
	124. Wayne Gretzky, 11/23/91 vs. San Jose	2009-10	167. Anze Kopitar , 10/22/09 vs. Dallas
	125. #Luc Robitaille, 2/6/92 vs. Hartford		168. Dustin Brown, 4/1/10 vs. Vancouver
	126. Tony Granato, 2/27/92 vs. Quebec	2010-11	169. Brad Richardson, 10/23/10 at Colorado
1992-93	127. Luc Robitaille, 11/8/92 at San Jose		170. Anze Kopitar , 3/11/11 at Columbus
	128. Jari Kurri, 11/8/92 at San Jose	2011-12	171. Dustin Brown, 2/25/12 vs. Chicago
	129. Mike Donnelly, 11/8/92 at San Jose	2012-13	172. Jeff Carter, 3/4/13 vs. Nashville
	130. Tomas Sandstrom, 1/21/93 vs. Vancouver	2013-14	173. Dwight King, 10/24/13 vs. Phoenix
	131. Luc Robitaille, 3/2/93 vs. Calgary	2014-15	174. Tyler Toffoli, 2/12/15 vs. Calgary
1993-94	132. Dominic Lavoie, 10/9/93 vs. Detroit	2015-16	175. Tyler Toffoli, 12/28/15 at Vancouver
	133. Mike Donnelly, 11/13/93 vs. St. Louis		176. Anze Kopitar , 2/12/16 at NY Rangers
	134. #Luc Robitaille, 11/25/93 at Quebec	2016-17	None
	135. John Druce, 4/13/94 vs. Calgary	2017-18	177. Adrian Kempe , 10/18/17 vs. Montreal
1994-95	136. Rick Tocchet, 2/4/95 vs. Detroit		178. #Anze Kopitar , 3/22/18 at Colorado
	137. Tony Granato, 4/3/95 vs. Edmonton		179. Jeff Carter, 3/29/18 vs. Arizona
1995-96	138. Jari Kurri, 10/20/95 at Washington		180. #Dustin Brown , 4/5/18 vs. Minnesota
	139. Vitali Yachmenev, 3/2/96 vs. Montreal	2018-19	181. Dustin Brown, 11/25/18 vs. Edmonton
1996-97	140. Ed Olczyk, 1/7/97 vs. Vancouver	2019-20	182. Alex Iafallo, 1/30/20 at Arizona
1997-98	141. Yanic Perreault, 10/31/97 at Detroit		183. Tyler Toffoli, 2/15/20 at Colorado
	142. Yanic Perreault, 11/11/97 vs. Vancouver		184. Dustin Brown, 3/7/20 vs. Minnesota
	143. Jozef Stumpel, 2/3/98 at Calgary	2020-21	185. Adrian Kempe , 3/8/21 at Anaheim
	144. Glen Murray, 4/13/98 vs. Calgary	2021-22	186. Anze Kopitar , 10/14/21 vs. Vegas
1998-99	145. Luc Robitaille, 4/12/99 at Nashville		187. Viktor Arvidsson , 3/4/22 at Columbus
1999-00	146. Luc Robitaille, 10/7/99 at Tampa Bay	2022-23	188. Trevor Moore , 11/16/22 at Edmonton
	147. Glen Murray, 10/16/99 at Edmonton		189. Kevin Fiala , 1/7/23 at Vegas
			190. #Adrian Kempe , 2/11/23 vs. Pittsburgh
			191. #Anze Kopitar , 2/28/23 at Winnipeg
			192. Adrian Kempe , 4/13/23 at Anaheim

Records

Most Hat Tricks, Career: 24 - Marcel Dionne

Most Hat Tricks, One Season, Team: 10
2x's, 1988-89 and 1987-88

Most Hat Tricks, One Season, Individual: 5
Jimmy Carson, 1987-88

Most 4-Goal Games, Career: 3 - Marcel Dionne

= 4-Goal Game

KINGS ALL-TIME SHUTOUTS

1967-68				1977-78			
No.	Date	Score	Goaltender	No.	Date	Score	Goaltender
1	12/23/67	4-0 vs. STL	Wayne Rutledge	48	10/12/77	2-0 vs. CLE	Rogie Vachon
2	1/28/68	2-0 at PHI	Terry Sawchuk	49	10/18/77	0-0 at NYI	Rogie Vachon
3	2/12/68	2-0 vs. TOR	Wayne Rutledge	50	12/22/77	4-0 at CHI	Rogie Vachon
4	3/14/68	0-0 at PHI	Terry Sawchuk	51	3/30/78	4-0 at DET	Rogie Vachon
1968-69				1978-79			
No.	Date	Score	Goaltender	No.	Date	Score	Goaltender
5	11/6/68	2-0 vs. NYR	Gerry Desjardins	52	10/26/78	6-0 vs. BUF	Mario Lessard
6	1/1/69	0-0 vs. STL	Gerry Desjardins	53	12/30/78	4-0 vs. VAN	Mario Lessard
7	1/5/69	0-0 at OAK	Gerry Desjardins	54	2/26/79	2-0 vs. VAN	Mario Lessard
8	1/18/69	4-0 vs. PIT	Gerry Desjardins	55	3/7/79	4-0 at PIT	Mario Lessard
1969-70				1979-80			
No.	Date	Score	Goaltender	No.	Date	Score	Goaltender
9	10/18/69	5-0 vs. OAK	Gerry Desjardins	56	12/1/79	7-0 vs. CHI	Ron Grahame
10	10/22/69	2-0 vs. PIT	Gerry Desjardins	57	12/27/79	3-0 vs. QUE	Ron Grahame
11	12/30/69	0-0 vs. MIN	Gerry Desjardins	58	2/20/80	3-0 vs. BOS	Lessard/Grahame
1970-71				1980-81			
No.	Date	Score	Goaltender	No.	Date	Score	Goaltender
12	3/9/71	4-0 at STL	Denis Dejordy	59	10/22/80	4-0 vs. BOS	Mario Lessard
1971-72				1981-82			
No.	Date	Score	Goaltender	No.	Date	Score	Goaltender
13	10/21/71	7-0 at PHI	Gary Edwards	61	3/9/82	2-0 at COL	Mario Lessard
14	3/5/72	2-0 at BOS	Gary Edwards	62	3/13/82	3-0 vs. NYI	Mario Lessard
1972-73				1982-83			
No.	Date	Score	Goaltender	No.	Date	Score	Goaltender
15	10/24/72	5-0 vs. CAL	Rogie Vachon	63	11/24/82	3-0 vs. NJD	Mario Lessard
16	12/23/72	2-0 vs. BUF	Rogie Vachon	64	2/24/83	8-0 vs. VAN	Markus Mattsson
17	1/19/73	4-0 at VAN	Gary Edwards				
18	3/1/73	2-0 at PHI	Rogie Vachon				
19	3/3/73	2-0 vs. STL	Rogie Vachon				
1973-74				1983-84			
No.	Date	Score	Goaltender	No.	Date	Score	Goaltender
20	10/20/73	3-0 vs. PHI	Rogie Vachon	65	2/8/84	1-0 vs. CHI	Markus Mattsson
21	12/8/73	3-0 vs. ATL	Rogie Vachon				
22	1/16/74	2-0 at PIT	Rogie Vachon				
23	1/26/74	2-0 at PIT	Rogie Vachon				
24	3/16/74	2-0 vs. DET	Rogie Vachon				
25	3/23/74	5-0 vs. VAN	Gary Edwards				
1974-75				1984-85			
No.	Date	Score	Goaltender	No.	Date	Score	Goaltender
26	10/19/74	3-0 vs. KC	Gary Edwards	66	11/3/84	7-0 vs. TOR	Bob Janecyk
27	10/28/74	2-0 vs. PIT	Rogie Vachon	67	3/5/85	6-0 vs. PIT	Bob Janecyk
28	11/13/74	4-0 vs. TOR	Rogie Vachon				
29	11/23/74	0-0 at PIT	Rogie Vachon				
30	11/30/74	2-0 vs. BOS	Gary Edwards				
31	12/18/74	6-0 at KC	Gary Edwards				
32	1/23/75	8-0 vs. TOR	Rogie Vachon				
33	2/22/75	6-0 vs. BOS	Rogie Vachon				
34	3/22/75	4-0 vs. PIT	Rogie Vachon				
1975-76				1985-86			
No.	Date	Score	Goaltender	NONE			
35	10/28/75	6-0 vs. WSH	Rogie Vachon				
36	10/30/75	4-0 vs. PIT	Rogie Vachon				
37	12/10/75	5-0 vs. STL	Rogie Vachon				
38	1/13/76	3-0 at ATL	Rogie Vachon				
39	1/27/76	2-0 vs. WSH	Rogie Vachon				
1976-77				1986-87			
No.	Date	Score	Goaltender	No.	Date	Score	Goaltender
40	11/16/76	0-0 vs. CLE	Rogie Vachon	68	12/17/86	3-0 vs. PIT	Darren Eliot
41	1/22/77	6-0 vs. NYR	Rogie Vachon	69	1/14/87	4-0 vs. VAN	Roland Melanson
42	1/29/77	4-0 at NYI	Rogie Vachon				
43	2/15/77	3-0 vs. NYI	Rogie Vachon				
44	2/19/77	2-0 vs. BOS	Rogie Vachon				
45	2/22/77	4-0 vs. STL	Rogie Vachon				
46	3/2/77	5-0 at PIT	Rogie Vachon				
47	3/10/77	6-0 vs. WSH	Rogie Vachon				
				1987-88			
				No.	Date	Score	Goaltender
				70	1/30/88	5-0 vs. MIN	Roland Melanson
				71	2/20/88	3-0 vs. TOR	Roland Melanson
				72	2/28/88	2-0 at VAN	Glenn Healy
				1988-89			
				No.	Date	Score	Goaltender
				73	3/14/89	4-0 at QUE	Kelly Hrudey
				1989-90			
				No.	Date	Score	Goaltender
				74	10/8/89	5-0 vs. DET	Kelly Hrudey
				75	12/2/89	6-0 vs. NYR	Kelly Hrudey
				1990-91			
				No.	Date	Score	Goaltender
				76	11/4/90	2-0 at CHI	Daniel Berthiaume
				77	3/9/91	3-0 at QUE	Kelly Hrudey
				78	3/12/91	6-0 vs. PHI	Kelly Hrudey
				79	3/26/91	2-0 vs. EDM	Kelly Hrudey
				1991-92			
				No.	Date	Score	Goaltender
				80	2/1/92	2-0 vs. CHI	Kelly Hrudey

KINGS ALL-TIME SHUTOUTS

1992-93		
No.	Date	Score Goaltender
81	10/15/92	4-0 vs. CGY Kelly Hrudey
82	2/15/93	3-0 vs. VAN Kelly Hrudey

1993-94		
No.	Date	Score Goaltender
83	2/23/94	0-0 vs. DAL Robb Stauber
84	3/15/94	7-0 vs. OTT Kelly Hrudey

1994-95
NONE

1995-96		
No.	Date	Score Goaltender
85	11/7/95	1-0 at STL Byron Dafoe

1996-97		
No.	Date	Score Goaltender
86	10/4/96	1-0 vs. NYI Stephane Fiset
87	10/26/96	0-0 vs. CGY Stephane Fiset
88	2/22/97	4-0 vs. VAN Stephane Fiset
89	3/1/97	3-0 at VAN Stephane Fiset

1997-98		
No.	Date	Score Goaltender
90	11/4/97	3-0 at NJD Stephane Fiset
91	12/22/97	1-0 at CHI Jamie Storr
92	1/31/98	3-0 vs. CHI Stephane Fiset
93	4/15/98	2-0 at VAN Jamie Storr

1998-99		
No.	Date	Score Goaltender
94	10/28/98	4-0 at NJD Fiset/Legace
95	11/21/98	5-0 vs. CHI Jamie Storr
96	12/12/98	3-0 vs. VAN Stephane Fiset
97	12/22/98	3-0 at PIT Jamie Storr
98	1/14/99	3-0 vs. CGY Jamie Storr
99	2/6/99	2-0 vs. SJS Jamie Storr
100	3/15/99	4-0 vs. OTT Stephane Fiset
101	4/16/99	2-0 at SJS Stephane Fiset

1999-00		
No.	Date	Score Goaltender
102	10/2/99	2-0 at NSH Stephane Fiset
103	12/8/99	4-0 vs. ATL Jamie Storr

2000-01		
No.	Date	Score Goaltender
104	10/13/00	5-0 vs. BOS Steve Passmore
105	11/9/00	2-0 vs. VAN Jamie Storr
106	1/6/01	5-0 vs. CGY Jamie Storr
107	1/30/01	8-0 vs. DAL Jamie Storr
108	2/16/01	4-0 at MIN Jamie Storr
109	2/22/01	2-0 at CGY Felix Potvin
110	3/17/01	1-0 vs. SJS Felix Potvin
111	3/26/01	0-0 vs. SJS Felix Potvin
112	3/29/01	3-0 vs. CBJ Felix Potvin
113	3/31/01	4-0 vs. COL Felix Potvin

2001-02		
No.	Date	Score Goaltender
114	1/5/02	3-0 at NYI Felix Potvin
115	1/9/02	4-0 at NYR Jamie Storr
116	1/15/02	2-0 vs. NSH Felix Potvin
117	1/30/02	2-0 at MIN Felix Potvin
118	3/23/02	3-0 vs. SJS Felix Potvin
119	4/4/02	3-0 vs. DET Felix Potvin
120	4/8/02	3-0 vs. DAL Felix Potvin
121	4/14/02	1-0 vs. ANA Jamie Storr

2002-03		
No.	Date	Score Goaltender
122	10/29/02	4-0 at ATL Felix Potvin
123	11/23/02	2-0 vs. DAL Felix Potvin
124	12/10/02	3-0 at NSH Felix Potvin
125	12/11/02	3-0 at DAL Jamie Storr
126	1/30/03	3-0 vs. OTT Jamie Storr
127	3/15/03	0-0 at CAR Cristobal Huet
128	4/6/03	2-0 at VAN Jamie Storr

2003-04		
No.	Date	Score Goaltender
129	10/10/03	3-0 at PIT Cristobal Huet
130	10/21/03	4-0 vs. PHI Roman Cechmanek
131	11/6/03	1-0 at TBL Roman Cechmanek
132	11/29/03	3-0 vs. NSH Roman Cechmanek
133	11/22/03	2-0 at COL Cristobal Huet
134	12/4/03	3-0 vs. DAL Roman Cechmanek
135	1/13/04	0-0 at NSH Roman Cechmanek
136	2/23/04	3-0 vs. NSH Cristobal Huet

2004-05
DNP-Lockout

2005-06		
No.	Date	Score Goaltender
137	1/5/06	4-0 vs. PHX Mathieu Garon
138	1/12/06	6-0 at BOS Mathieu Garon
139	4/1/06	1-0 vs. DAL Mathieu Garon
140	4/3/06	1-0 vs. VAN Mathieu Garon
141	4/17/06	4-0 at SJS Jason LaBarbera

2006-07		
No.	Date	Score Goaltender
142	10/19/06	4-0 at PHX Mathieu Garon
143	1/3/07	3-0 vs. CBJ Mathieu Garon
144	2/3/07	7-0 at FLA Sean Burke

2007-08		
No.	Date	Score Goaltender
145	10/23/07	6-0 vs. NSH Jason LaBarbera
146	3/6/08	2-0 vs. OTT Erik Ersberg
147	3/27/08	4-0 vs. PHX Erik Ersberg

2008-09		
No.	Date	Score Goaltender
148	10/24/08	4-0 vs. STL Jason LaBarbera
149	12/6/08	3-0 vs. CBJ Jason LaBarbera
150	12/23/08	3-0 at CBJ Jonathan Quick
151	12/27/08	4-0 at PHX Jonathan Quick
152	2/3/09	1-0 at OTT Jonathan Quick
153	3/26/09	*1-0 at DAL Jonathan Quick

2009-10		
No.	Date	Score Goaltender
154	1/14/10	4-0 vs. ANA Jonathan Quick
155	2/13/10	3-0 vs. COL Jonathan Quick
156	3/8/10	6-0 vs. CBJ Jonathan Quick
157	3/20/10	1-0 vs. NYI Jonathan Quick
158	3/30/10	2-0 at NSH Jonathan Bernier

2010-11		
No.	Date	Score Goaltender
159	11/4/10	1-0 vs. TBL Jonathan Quick
160	12/13/10	5-0 at DET Jonathan Quick
161	12/21/10	5-0 at COL Jonathan Quick
162	12/27/10	4-0 at SJS Jonathan Quick
163	1/24/11	2-0 vs. BOS Jonathan Quick
164	2/1/11	*0-1 at MIN Jonathan Bernier
165	2/13/11	1-0 at PHI Jonathan Quick
166	3/3/11	1-0 vs. PHX Jonathan Bernier
167	3/29/11	2-0 at EDM Jonathan Bernier

KINGS ALL-TIME SHUTOUTS

2011-12

No.	Date	Score	Goaltender
168	10/18/11	5-0 vs. STL	Jonathan Quick
169	10/20/11	2-0 at PHX	Jonathan Quick
170	10/22/11	1-0 vs. DAL	Jonathan Quick
171	11/28/11	2-0 vs. SJS	Jonathan Quick
172	12/28/11	2-0 at CHI	Jonathan Quick
173	1/5/12	1-0 vs. PHX	Jonathan Quick
174	2/25/12	4-0 vs. CHI	Jonathan Quick
175	2/28/12	4-0 at MIN	Jonathan Bernier
176	3/22/12	*1-0 vs. STL	Jonathan Quick
177	3/28/12	3-0 at CGY	Jonathan Quick
178	4/2/12	2-0 vs. EDM	Jonathan Quick

2012-13

No.	Date	Score	Goaltender
179	3/18/13	4-0 vs. PHX	Jonathan Quick
180	4/4/13	3-0 vs. MIN	Jonathan Bernier

2013-14

No.	Date	Score	Goaltender
181	10/13/13	3-0 at FLA	Ben Scrivens
182	11/7/13	2-0 vs. BUF	Jonathan Quick
183	11/15/13	2-0 at NJD	Ben Scrivens
184	11/17/13	1-0 at NYR	Ben Scrivens
185	12/7/13	3-0 vs. NYI	Martin Jones
186	12/10/13	6-0 at MTL	Martin Jones
187	12/17/13	3-0 vs. EDM	Martin Jones
188	1/13/14	1-0 vs. VAN	Jonathan Quick
189	1/27/14	1-0 at SJS	Jonathan Quick
190	2/27/14	2-0 at CGY	Jonathan Quick
191	3/22/14	4-0 vs. FLA	Jonathan Quick
192	4/2/14	4-0 vs. PHX	Jonathan Quick
193	4/10/14	3-0 at EDM	Martin Jones

2014-15

No.	Date	Score	Goaltender
194	10/16/14	*1-0 vs. STL	Jonathan Quick
195	10/23/14	2-0 vs. BUF	Jonathan Quick
196	11/26/14	4-0 at MIN	Martin Jones
197	12/2/14	2-0 vs. BOS	Jonathan Quick
198	12/4/14	4-0 at ARI	Martin Jones
199	1/12/15	2-0 vs. TOR	Martin Jones
200	2/24/15	1-0 vs. DET	Jonathan Quick
201	3/12/15	4-0 at VAN	Jonathan Quick
202	3/16/15	1-0 vs. ARI	Jonathan Quick

2015-16

No.	Date	Score	Goaltender
203	10/23/15	3-0 vs. CAR	Jonathan Quick
204	11/3/15	3-0 at STL	Jhonas Enroth
205	12/17/15	3-0 at MTL	Jonathan Quick
206	12/28/15	5-0 at VAN	Jonathan Quick
207	2/27/16	2-0 vs. BUF	Jhonas Enroth
208	3/14/16	5-0 at CHI	Jonathan Quick
209	3/31/16	3-0 vs. CGY	Jonathan Quick

2016-17

No.	Date	Score	Goaltender
210	11/5/16	5-0 vs. CGY	Peter Budaj
211	11/8/16	7-0 at TOR	Peter Budaj
212	12/16/16	1-0 at PIT	Peter Budaj
213	12/22/16	4-0 at NSH	Peter Budaj
214	1/26/17	3-0 at CAR	Peter Budaj
215	2/1/17	5-0 vs. COL	Peter Budaj
216	2/4/17	1-0 at PHI	Peter Budaj
217	3/16/17	2-0 vs. BUF	Jonathan Quick
218	3/31/17	2-0 at VAN	Jonathan Quick

2017-18

No.	Date	Score	Goaltender
219	10/5/17	2-0 vs. PHI	Jonathan Quick
220	10/26/17	4-0 at MTL	Jonathan Quick
221	11/18/17	4-0 vs. FLA	Darcy Kuemper
222	1/2/18	5-0 at EDM	Jonathan Quick
223	1/30/18	3-0 at DAL	Darcy Kuemper
224	2/3/18	6-0 vs. ARI	Darcy Kuemper
225	3/12/18	3-0 vs. VAN	Jonathan Quick
226	3/26/18	3-0 vs. CGY	Jonathan Quick

2018-19

No.	Date	Score	Goaltender
227	10/11/18	3-0 at MTL	Jack Campbell
228	11/19/18	2-0 at STL	Cal Petersen
229	12/2/18	2-0 vs. CAR	Jonathan Quick
230	1/5/19	4-0 at EDM	Jonathan Quick
231	3/25/19	3-0 at CGY	Jack Campbell

2019-20

No.	Date	Score	Goaltender
232	3/5/20	1-0 vs. TOR	Jonathan Quick

2020-21

No.	Date	Score	Goaltender
233	2/16/21	4-0 vs. MIN	Jonathan Quick
234	2/20/21	3-0 at STL	Jonathan Quick

2021-22

No.	Date	Score	Goaltender
235	11/11/21	2-0 at OTT	Jonathan Quick
236	12/9/21	4-0 vs. DAL	Jonathan Quick
237	1/8/22	4-0 vs. DET	Cal Petersen
238	3/6/22	3-0 at BUF	Cal Petersen
239	3/17/22	3-0 vs. SJ	Cal Petersen

2022-23

No.	Date	Score	Goaltender
240	11/8/22	1-0 vs. MIN	Jonathan Quick
241	2/1/23	6-0 vs. PIT	Phoenix Copley
242	4/10/23	3-0 vs. VAN	Joonas Korpi

*Shootout

Note: The Kings All-Time Shutouts list includes two team shutouts: a 3-0 win vs. Boston on February 20, 1980, and a 4-0 win at New Jersey on October 28, 1998.

KINGS ALL-TIME REGULAR SEASON OVERTIME GOALS

1983-84	1. Marcel Dionne, 12/26/83 at VAN, (Caprice), 1:00	1997-98	33. Luc Robitaille, 11/23/97 at COL, (Billington), 2:43
1984-85	2. Bernie Nicholls, 11/13/84 at QUE, (Bouchard), 2:57		34. Ray Ferraro, 1/12/98 vs. ANA, (Hebert), 2:04
	3. Dave Taylor, 1/19/85 vs. NYI, (Hrudey), 3:28		35. Yanic Perreault, 3/9/98 vs. ANA, (Shtalenkov), 4:19
	4. Marcel Dionne, 2/23/85 at HFD, (Liut), 2:46	1998-99	36. Luc Robitaille, 10/16/98 vs. BOS, (Dafoe), 2:47
1985-86	5. Dave Williams, 11/16/85, vs. PIT, (Romano), 3:10		37. Craig Johnson, 1/5/99 at EDM, (Shtalenkov), 1:07
	6. Phil Sykes, 11/21/85 at DET, (Stefan), 3:59		38. Luc Robitaille, 2/24/99 at DET, (Osgood), 1:57
	7. Bryan Erickson, 2/17/86 at MTL, (Roy), 4:36		39. Olli Jokinen, 3/30/99 at BOS, (Dafoe), 3:54
1986-87	8. Bernie Nicholls, 10/15/86 at DET, (Hanlon), 4:41		40. Ray Ferraro, 4/15/99 vs. ANA, (Roussel), 2:21
	9. Morris Lukowich, 12/27/86 vs. BOS, (Ranford), 4:20	1999-00	41. Sean O'Donnell, 2/14/00 vs. CGY, (Brathwaite), 1:42
1987-88	10. Bernie Nicholls, 1/21/88 at CGY, (Vernon), 0:42		42. Jozef Stumpel, 3/4/00 vs. NSH, (Dunham), 0:28
1988-89	11. Dave Taylor, 10/8/88 vs. CGY, (Wamsley), 4:37		43. Jozef Stumpel, 3/13/00 vs. VAN, (Potvin), 3:53
	12. Steve Duchesne, 10/9/88 vs. NYI, (Smith), 3:17		44. Jozef Stumpel, 3/23/00 at PHI, (Boucher), 1:20
	13. Mike Krushelnyski, 1/10/89 vs. EDM, (Ranford), 2:20		45. Glen Murray, 4/9/00 at ANA, (Hebert), 1:06
	14. Luc Robitaille, 2/10/89 at WSH, (Malarchuk), 1:39	2000-01	46. Ziggy Palffy, 10/23/00 at ANA, (Hebert), 1:04
	15. Dave Taylor, 3/7/89 vs. PIT, (Barrasso), 2:37		47. Bryan Smolinski, 1/16/01 at OTT, (Lalime), 2:01
	16. Marty McSorley, 3/29/89 vs. WPG, (Reddick), 3:37		48. Bryan Smolinski, 3/17/01 at SJS, (Nabokov), 0:40
1989-90	17. Wayne Gretzky, 10/15/89 at EDM, (Ranford), 3:24	2001-02	49. Ziggy Palffy, 11/10/01 vs. DET, (Hasek), 3:33
	18. Bernie Nicholls, 12/6/89 vs. VAN, (McLean), 2:51		50. Aaron Miller, 12/16/01 at ANA, (Giguere), 0:14
	19. Bob Kudelski, 3/14/1990 at BUF, (Puppa), 1:25		51. Ziggy Palffy, 4/6/02 vs. EDM, (Salo), 0:28
1990-91	20. Tony Granato, 11/17/90 vs. PIT, (Pietrangelo), 0:52	2002-03	52. Jaroslav Modry, 11/2/02 vs. NSH, (Dunham), 1:45
	21. Luc Robitaille, 12/20/90 at CGY, (Wamsley), 3:43		53. Mathieu Schneider, 12/14/02 vs. PIT, (Hedberg), 4:22
	22. Brian Benning, 1/8/91 vs. HFD, (Reaugh), 3:37		54. Brad Chartrand, 12/26/02 vs. PHX, (Boucher), 3:14
	23. Tomas Sandstrom, 3/24/91 at EDM, (Fuhr), 3:30		55. Jason Allison, 1/13/03 vs. SJS, (Kiprusoff), 3:50
1991-92	24. Mike Donnelly, 11/19/91 at SJS, (Hackett), 3:47		56. Ziggy Palffy, 1/25/03 vs. NJD, (Brodeur), 3:50
1992-93	25. Tomas Sandstrom, 10/6/92 at CGY, (Vernon), 3:40		57. Steve Kelly, 3/31/03 at PHX, (Boucher), 1:42
	26. Tomas Sandstrom, 4/10/93 at SJS, (Irbe), 3:22	2003-04	58. Ziggy Palffy, 11/6/03 at TBL, (Grahame), 4:52
1993-94	27. Rob Blake, 10/29/93 at WPG, (Essensa), 3:07		59. Joe Corvo, 1/28/04 at ANA, (Gerber), 2:37
	28. Warren Rychel, 12/20/93 at CGY, (Vernon), 4:59	2004-05	DNP - Lockout
	29. Mike Donnelly, 3/25/94 at EDM, (Brathwaite), 2:24	2005-06	60. Pavol Demitra, 10/9/05 vs. MIN, (Fernandez), 3:31
1994-95	None		61. Mattias Norstrom, 1/2/06 vs. DAL, (Turco), 2:29
1995-96	30. Yanic Perreault, 10/10/95 vs. CHI, (Hackett), 2:10		62. Joe Corvo, 2/11/06 vs. CHI, (Anderson), 0:40
	31. Yanic Perreault, 10/21/95 at PIT, (Wregget), 0:40		63. Lubomir Visnovsky, 3/07/06 at MIN, (Fernandez), 1:21
	32. Yanic Perreault, 4/14/96 at COL, (Roy), 4:12	2006-07	64. Alexander Frolov, 1/26/07 at VAN, (Luongo), 1:48
1996-97	None		65. Michael Cammalleri, 3/1/07 vs. ANA, (Bryzgalov), 3:17

KINGS ALL-TIME REGULAR SEASON OVERTIME GOALS

2007-08	66. Anze Kopitar , 11/10/07 vs. DAL, (Turco), 2:34	2016-17 ^(cont.)	101. Jeff Carter, 11/26/16 vs. CHI(Darling), 1:06
	67. Dustin Brown, 12/30/07 at CHI, (Khabibulin), 3:31		102. Tyler Toffoli, 12/16/16 at PIT (Murray), 1:00
2008-09	68. Michal Handzus, 10/17/08 vs. CAR, (Ward), 3:21		103. Tanner Pearson, 1/3/17 at SJS (Jones), 0:58
	69. Michal Handzus, 3/5/09 vs. DAL, (Turco), 1:31		104. Tanner Pearson, 1/7/17 vs. MIN (Kuemper), 3:32
	70. Dustin Brown, 3/19/09 at BOS, (Thomas), 4:25		105. Jeff Carter, 1/14/17 vs. WPG (Hutchinson), 1:36
2009-10	71. Michal Handzus, 10/22/09 vs. DAL, (Auld), 0:55		106. Jeff Carter, 2/4/17 at PHI (Neuvirth), 2:35
	72. Dustin Brown, 12/9/09 at SJS (Nabokov), 1:16		107. Jarome Iginla, 3/9/17 vs. NSH (Rinne), 3:34
	73. Drew Doughty , 3/22/10 vs. COL (Anderson), 3:40		108. Drew Doughty , 4/8/17 vs. CHI (Crawford), 0:27
	74. Dustin Brown, 4/11/10 at COL (Anderson), 1:31	2017-18	109. Tyler Toffoli, 10/28/17 at BOS (Rask), 5:00
2010-11	75. Anze Kopitar , 12/4/10 vs. DET (Osgood), 4:04		110. Nick Shore, 11/7/17 at ANA (Miller), 3:51
2011-12	76. Jack Johnson, 10/7/11 vs. NYR (Lundqvist), 4:08		111. Drew Doughty , 12/7/17 vs. OTT (Condon), 0:32
	77. Jack Johnson, 10/15/11 at PHI (Bryzgalov), 1:39		112. Tanner Pearson, 12/9/17 vs. CAR (Darling), 4:40
	78. Drew Doughty , 1/5/12 vs. PHX (Smith), 0:38		113. Dustin Brown, 12/21/17 vs. COL (Varlamov), 0:44
2012-13	79. Jeff Carter, 4/21/13 vs. DAL (Lehtonen), 4:08		114. Tanner Pearson, 1/24/18 at CGY (Smith), 4:33
2013-14	80. Jeff Carter, 10/9/13 vs. OTT (Anderson), 0:28		115. Dustin Brown, 2/26/18 vs. VGK (Fleury), 3:14
	81. Anze Kopitar , 10/30/13 vs. SJS (Niemi), 2:32		116. Jeff Carter, 3/19/18 at MIN (Dubnyk), 4:26
	82. Anze Kopitar , 11/25/13 at VAN (Luongo), 0:48		117. Dustin Brown, 4/5/18 vs. MIN (Stalock), 0:23
	83. Robyn Regehr, 2/6/14 vs. CBJ (Bobrovsky), 2:33	2018-19	118. Dustin Brown, 11/27/18 at VAN (Markstrom), 0:53
2014-15	84. Jarret Stoll, 11/15/14 vs. ANA (Andersen), 2:19		119. Ilya Kovalchuk, 12/22/18 at SJS (Jones), 2:29
2015-16	85. Anze Kopitar , 10/16/15 vs. MIN (Kuemper), 2:19		120. Tyler Toffoli, 12/23/18 at VGK (Fleury), 1:40
	86. Jeff Carter, 10/31/15 vs. NSH (Rinne), 4:42		121. Dustin Brown, 12/31/18 at COL (Varlamov), 0:54
	87. Marian Gaborik, 11/28/15 vs. CHI (Darling), 2:04		122. Tyler Toffoli, 2/4/19 at NYR (Lundqvist), 0:25
	88. Anze Kopitar , 12/1/15 vs. VAN (Markstrom), 2:02		123. Drew Doughty , 3/30/19 vs. CHI (Crawford), 4:48
	89. Alec Martinez, 12/8/15 at CBJ (McElhinney), 4:33	2019-20	124. Drew Doughty , 10/8/19 at CGY (Rittich), 0:50
	90. Anze Kopitar , 12/26/15 at ARI (Domingue), 0:36		125. Drew Doughty , 11/2/19 vs. CHI (Crawford), 4:43
	91. Marian Gaborik, 1/24/16 at SJS (Jones), 4:06		126. Alex Iafallo, 11/14/19 vs. DET (Bernier), 0:23
	92. Tanner Pearson, 2/12/16 at NYR (Raanta), 3:10		127. Anze Kopitar , 12/17/19 at BOS (Rask), 3:23
	93. Tanner Pearson, 2/20/16 at NSH (Rinne), 1:18		128. Jeff Carter, 12/27/19 at SJS (Dell), 1:31
	94. Jeff Carter, 3/9/16 vs. WSH (Holtby), 2:50		129. Alex Iafallo, 1/30/20 at ARI (Hill), 0:24
	95. Anze Kopitar , 3/17/16 vs. NYR (Lundqvist), 1:34		130. Adrian Kempe , 2/29/20 vs. NJD (Blackwood), 1:58
	96. Jeff Carter, 4/5/16 at CGY (Ortio), 0:40	2020-21	131. Adrian Kempe , 3/6/21 vs. STL (Binnington), 1:45
2016-17	97. Alec Martinez, 10/20/16 at DAL (Lehtonen), 1:20	2021-22	132. Alex Iafallo, 11/5/21 vs. NJ (Blackwood), 0:42
	98. Alec Martinez, 10/25/16 vs. CBJ (Bobrovsky), 1:14		133. Adrian Kempe , 11/9/21 at MTL (Allen), 3:39
	99. Jeff Carter, 10/27/16 vs. NSH (Rinne), 4:31		134. Adrian Kempe , 2/18/22 at VGK (Brossoit), 2:18
	100. Nic Dowd, 11/3/16 vs. PIT (Fleury), 2:37		135. Viktor Arvidsson , 3/4/22 at CBJ (Merzlikins), 4:00
			136. Andreas Athanasiou, 3/7/22 at BOS (Ullmark), 1:53

KINGS ALL-TIME REGULAR SEASON OVERTIME GOALS - CONT'D.

- 2022-23 137. **Phillip Danault**, 10/17/22 at DET
(Husso), 1:12
138. **Kevin Fiala**, 11/10/22 vs. CHI
(Mrizek), 4:58
139. **Adrian Kempe**, 12/22/22 vs. CGY
(Vladar), 3:23
140. **Kevin Fiala**, 1/24/23 at PHI
(Hart), 1:09

KINGS ALL-TIME OVERTIME GOAL LEADERS

Player	Career Total	Player	Career Total
Jeff Carter	11	Michal Handzus	3
Dustin Brown	9	Tomas Sandstrom	3
Anze Kopitar	9	Jozef Stumpel	3
Drew Doughty	7	Dave Taylor	3
Tanner Pearson	6	Kevin Fiala	2
Ziggy Palffy	5	Joe Corvo	2
Luc Robitaille	5	Marcel Dionne	2
Adrian Kempe	5	Mike Donnelly	2
Bernie Nicholls	4	Ray Ferraro	2
Yanic Perreault	4	Marian Gaborik	2
Tyler Toffoli	4	Jack Johnson	2
Alex Iafallo	3	Bryan Smolinski	2
Alec Martinez	3	Several	1

CAREER OVERTIME GOALS SCORED BY CURRENT KINGS

Player	Career Total
Anze Kopitar	9 (9 with LAK)
Drew Doughty	7 (7 with LAK)
Pierre-Luc Dubois	7 (3 with WPG; 2 with CBJ)
Adrian Kempe	5 (5 with LAK)
Kevin Fiala	5 (2 with LAK; 3 with MIN)
Viktor Arvidsson	3 (2 with NSH)
Vladislav Gavrikov	2 (2 with CBJ)

KINGS CAREER AND 2022-23 SHOOTOUT STATS

CAREER

Player	Goals	Shots	PCT	GDG
Amadio, Michael	0	2	.000	0
Andersson, Lias	2	3	.667	1
Armstrong, Derek	0	1	.000	0
Arvidsson, Viktor	2	5	.400	2
Avery, Sean	0	1	.000	0
Brodzinski, Jonny	0	1	.000	0
Brown, Dustin	19	68	.279	7
Byfield, Quinton	1	2	.500	0
Cammalleri, Michael	4	13	.308	2
Carter, Jeff	13	38	.342	4
Clarke, Noah	0	1	.000	0
Conroy, Craig	0	1	.000	0
Corvo, Joe	1	3	.333	1
Danault, Phillip	0	1	.000	0
Demitra, Pavol	3	5	.600	3
Doughty, Drew	2	10	.200	1
Dowd, Nic	0	2	.000	0
Fiala, Kevin	1	3	.300	0
Frattin, Matt	0	1	.000	0
Frk, Martin	0	1	.000	0
Frolov, Alexander	8	22	.364	2
Gaborik, Marian	6	14	.429	2
Gagne, Simon	0	4	.000	0
Grundstrom, Carl	0	1	.000	0
Handzus, Michal	9	18	.500	3
Iafallo, Alex	1	6	.167	0
Iginla, Jarome	0	1	.000	0
Johnson, Jack	10	34	.294	2
Jokinen, Jussi	0	1	.000	0
Kaliyev, Arthur	1	4	.250	1
Kemppe, Adrian	12	26	.462	2
King, Dwight	2	3	.667	1
Kopitar, Anze	43	118	.364	17
Kostopoulos, Tom	0	1	.000	0
Kovalchuk, Ilya	4	5	.800	1
Lecavalier, Vincent	0	1	.000	0
Lewis, Trevor	1	6	.167	1
Lundmark, Jamie	2	3	.667	0
Moller, Oscar	0	2	.000	0
Moore, Trevor	3	6	.500	3
O'Sullivan, Patrick	7	16	.438	4
Parrish, Mark	0	1	.000	0
Parse, Scott	0	1	.000	0
Pearson, Tanner	1	6	.167	1
Penner, Dustin	0	1	.000	0
Prokhorkin, Nikolai	1	2	.500	0
Purcell, Teddy	0	2	.000	0
Richards, Mike	6	22	.273	2
Richardson, Brad	0	1	.000	0
Robitaille, Luc	2	3	.667	1
Roenick, Jeremy	1	2	.500	0
Setoguchi, Devin	0	1	.000	0
Simmonds, Wayne	2	5	.400	0
Smyth, Ryan	1	6	.167	0
Stoll, Jarret	13	28	.464	6
Toffoli, Tyler	1	12	.083	1
Vey, Linden	0	1	.000	0
Vilardi, Gabriel	4	14	.286	3
Visnovsky, Lubomir	1	3	.333	1
Williams, Justin	7	18	.389	4
Willisie, Brian	0	3	.000	0
TOTALS	197	586	.336	79

CAREER

Goaltender	W	L	ATT	GA	PCT
Aubin, J-S	1	1	4	2	.500
Bernier, Jonathan	1	4	16	8	.500
Bishop, Ben	0	1	11	2	.818
Brust, Barry	1	1	5	1	.800
Budaj, Peter	1	3	13	7	.462
Burke, Sean	2	2	22	11	.500
Campbell, Jack	0	2	9	5	.444
Cloutier, Dan	1	0	4	1	.750
Copley, Pheonix	4	1	18	4	.778
Ersberg, Erik	3	7	46	17	.630
Garon, Mathieu	5	4	34	10	.706
Jones, Martin	2	1	18	1	.944
Korpisalo, Joonas	0	1	2	2	.000
Kuemper, Darcy	1	0	2	0	1.000
LaBarbera, Jason	4	4	22	11	.500
Petersen, Cal	3	1	10	1	.900
Quick, Jonathan	50	43	330	105	.682
Scrivens, Ben	0	2	11	6	.455
TOTALS	79	78	577	194	.632

2022-23

Player	Goals	Shots	PCT	GDG
Arvidsson, Viktor	1	2	.500	1
Danault, Phillip	0	1	.000	0
Fiala, Kevin	1	3	.333	0
Kaliyev, Arthur	0	1	.000	0
Kempe, Adrian	4	7	.571	1
Kopitar, Anze	0	1	.000	0
Moore, Trevor	2	4	.500	2
Vilardi, Gabriel	3	9	.333	2
TOTALS	11	28	.280	6

2022-23

Goaltender	W	L	ATT	GA	PCT
Copley, Pheonix	4	1	18	4	.778
Korpisalo, Joonas	0	1	2	2	.000
Petersen, Cal	1	0	3	0	1.000
Quick, Jonathan	1	1	5	1	.800
TOTALS	6	3	31	28	.644

KINGS INDIVIDUAL SHOOTOUT RECORDS

PLAYER SHOOTOUT RECORDS

MOST GOALS, CAREER: 43

Anze Kopitar, 2006-Present

MOST GOALS, ONE SEASON: 9

Jarret Stoll, 2010-11

MOST ATTEMPTS, CAREER: 118

Anze Kopitar, 2006-Present

MOST ATTEMPTS, ONE SEASON: 17

Jack Johnson, 2009-10

MOST GAME-DECIDING GOALS, CAREER: 17

Anze Kopitar, 2006-Present

MOST GAME-DECIDING GOALS, ONE SEASON: 5

Anze Kopitar, 2013-14

BEST SCORING PERCENTAGE, CAREER (Min. 10 Shots): .500

Michal Handzus, 2007-11 (9 Goals, 18 Shots)

BEST SCORING PERCENTAGE, ONE SEASON (Min. 5 Shots): .900

Jarret Stoll, 2010-11, (9 Goals, 10 Shots)

GOALTENDER SHOOTOUT RECORDS

MOST WINS, CAREER: 50

Jonathan Quick, 2007-23

MOST WINS, ONE SEASON: 10

Jonathan Quick, 2010-11 (Tied NHL Record)

MOST LOSSES, CAREER: 43

Jonathan Quick, 2007-23

MOST LOSSES, ONE SEASON: 8

Jonathan Quick, 2011-12

MOST SHOTS FACED, CAREER: 330

Jonathan Quick, 2007-23

MOST SHOTS FACED, ONE SEASON: 51

Jonathan Quick, 2009-10

BEST SAVE PERCENTAGE, CAREER (Min. 20 Shots Against): .706

Mathieu Garon, 2005-07, (24 Saves, 34 Shots)

BEST SAVE PERCENTAGE, ONE SEASON (Min. 10 Shots Against): 1.000

Martin Jones, 2013-14, (12 Saves, 12 Shots)

BEST WINNING PERCENTAGE, CAREER (Min. 10 Games): .538

Jonathan Quick, 2007-23, (50-43 Career Record)

BEST WINNING PERCENTAGE, ONE SEASON (Min. 5 Games): 1.000

Jonathan Quick, 2010-11, (10-0 Record; Tied NHL Record)

KINGS PENALTY SHOTS FOR - REGULAR SEASON

20 MADE, 50 MISSED

No.	Result	Player	Goalie, Opponent, Date
1.	MISSED	Eddie Joyal	vs. Ed Giacomin, NY Rangers, 10/31/67
2.	MADE	Butch Goring	vs. Gilles Villemure, at NY Rangers, 2/13/72
3.	MISSED	Paul Curtis	vs. Bernie Parent, Toronto, 3/25/72
4.	MADE	Phil Hoene	vs. Cesare Maniago, at Minnesota, 12/11/73
5.	MADE	Juha Widing	vs. Dan Bouchard, at Atlanta, 2/10/74
6.	MISSED	Bart Crashley	vs. Ken Dryden, at Montreal, 10/8/75
7.	MADE	Bob Nevin	vs. Tony Esposito, at Chicago, 2/11/76
8.	MISSED	Hartland Monahan	vs. Dan Bouchard, Atlanta, 2/9/78
9.	MISSED	Charlie Simmer	vs. Billy Smith, NY Islanders, 11/24/79
10.	MISSED	Steve Jensen	vs. Glenn Resch, Colorado, 10/15/81
11.	MADE	Marcel Dionne	vs. Tom Barrasso, at Buffalo, 3/9/84
12.	MISSED	Dave Williams	vs. Roberto Romano, Pittsburgh, 1/21/87
13.	MISSED	Marcel Dionne	vs. Alain Chevrier, New Jersey, 1/28/87
14.	MADE	Luc Robitaille	vs. Eldon Reddick, at Winnipeg, 10/25/87
15.	MISSED	Luc Robitaille*	vs. Sean Burke, New Jersey, 2/2/89
16.	MADE	Tomas Sandstrom	vs. Wendell Young, at Pittsburgh, 2/10/90
17.	MISSED	Wayne Gretzky	vs. Peter Ing, at Toronto, 1/5/91
18.	MADE	Luc Robitaille	vs. Kay Whitmore, Hartford, 2/6/92
19.	MADE	Mike Donnelly	vs. Kirk McLean, Vancouver, 11/12/92
20.	MISSED	Luc Robitaille	vs. Jon Casey, Minnesota, 4/3/93
21.	MISSED	Tony Granato	vs. Jocelyn Thibault, at Quebec, 11/25/93
22.	MISSED	Mike Donnelly	vs. Curtis Joseph, at St. Louis, 4/7/94
23.	MADE	Dan Quinn	vs. Mikhail Shtalenkov, at Anaheim, 3/21/95
24.	MISSED	Kevin Stevens	vs. Nikolai Khabibulin, at Winnipeg, 2/26/96
25.	MISSED	Glen Murray	vs. Guy Hebert, at Anaheim, 2/7/98
26.	MISSED	Rob Blake	vs. Dwayne Roloson, Calgary, 4/13/98
27.	MISSED	Ziggy Palffy	vs. Fred Brathwaite, at Calgary, 4/7/01
28.	MISSED	Ziggy Palffy	vs. Manny Fernandez, Minnesota, 10/7/01
29.	MISSED	Ian Laperriere	vs. Jose Theodore, at Montreal, 10/22/01
30.	MISSED	Ziggy Palffy	vs. Evgeni Nabokov, at San Jose, 2/17/03
31.	MISSED	Esa Pirnes	vs. Marc-Andre Fleury, at Pittsburgh, 10/10/03
32.	MISSED	Esa Pirnes	vs. Jocelyn Thibault, at Chicago, 10/12/03
33.	MADE	Joe Corvo	vs. Jimmy Howard, Detroit, 11/28/05
34.	MADE	Alexander Frolov	vs. Andrew Raycroft, at Boston, 1/12/06
35.	MISSED	Sean Avery	vs. John Grahame, Tampa Bay, 1/17/06
36.	MISSED	Ladislav Nagy	vs. Evgeni Nabokov, at San Jose, 11/24/07
37.	MISSED	Jeff Giuliano	vs. Miikka Kiprusoff, Calgary, 2/15/08
38.	MISSED	Alexander Frolov	vs. Roberto Luongo, Vancouver, 10/30/08
39.	MISSED	Patrick O'Sullivan	vs. Steve Mason, Columbus, 12/6/08
40.	MADE	Patrick O'Sullivan	vs. Scott Clemmensen, at New Jersey, 2/7/09
41.	MADE	Wayne Simmonds	vs. Brian Elliott, Ottawa, 12/3/09
42.	MISSED	Dustin Brown	vs. Miikka Kiprusoff, at Calgary, 12/30/09
43.	MISSED	Fredrik Modin	vs. Devan Dubnyk, Edmonton, 4/10/10
44.	MADE	Dustin Brown	vs. Dwayne Roloson, NY Islanders, 11/13/10
45.	MISSED	Jack Johnson	vs. Kari Lehtonen, at Dallas, 1/17/11
46.	MISSED	Jarret Stoll	vs. Nikolai Khabibulin, at Edmonton, 2/2/11
47.	MISSED	Mike Richards	vs. Marc-Andre Fleury, Pittsburgh, 11/5/11
48.	MISSED	Anze Kopitar	vs. Jimmy Howard, Detroit, 11/19/11
49.	MISSED	Mike Richards	vs. Corey Crawford, at Chicago, 12/28/11
50.	MADE	Trevor Lewis	vs. Craig Anderson, Ottawa, 1/23/12
51.	MISSED	Dustin Brown	vs. Viktor Fasth, Anaheim, 2/25/13
52.	MISSED	Dustin Brown	vs. Antti Raanta, at Chicago, 12/30/13
53.	MISSED	Anze Kopitar	vs. Jonas Hiller, Anaheim, 1/25/14
54.	MISSED	Dustin Brown	vs. Jimmy Howard, Detroit, 10/31/14
55.	MADE	Anze Kopitar	vs. Frederik Andersen, Anaheim, 11/12/14
56.	MADE	Dustin Brown	vs. Cam Ward, at Carolina, 11/22/15
57.	MISSED	Marian Gaborik	vs. Marc-Andre Fleury, Pittsburgh, 12/5/15
58.	MISSED	Tyler Toffoli	vs. Craig Anderson, Ottawa, 1/16/16
59.	MISSED	Tanner Pearson	vs. Jared Coreau, Detroit, 1/5/17
60.	MADE	Dustin Brown	vs. Sergei Bobrovsky, Columbus, 11/3/18
61.	MISSED	Anze Kopitar	vs. Tristan Jarry, Pittsburgh, 12/14/19
62.	MISSED	Austin Wagner	vs. Adin Hill, Arizona, 1/30/20
63.	MISSED	Anze Kopitar	vs. MacKenzie Blackwood, New Jersey, 2/8/20
64.	MADE	Austin Wagner	vs. Pavel Francouz, Colorado, 2/22/20
65.	MISSED	Brendan Lemieux	vs. Jaroslav Halak, Vancouver Canucks, 12/30/21
66.	MISSED	Adrian Kempe	vs. Juuse Saros, Nashville Predators, 1/6/22
67.	MISSED	Kevin Fiala	vs. Dan Vladar, Calgary Flames, 12/22/22
68.	MISSED	Kevin Fiala	vs. Mackenzie Blackwood, New Jersey Devils, 1/14/23
69.	MISSED	Adrian Kempe	vs. Thatcher Demko, Vancouver Canucks, 3/28/23
70.	MISSED	Viktor Arvidsson	vs. Jordan Binnington, St. Louis Blues, 3/26/23

*Penalty Shot attempted in overtime.

KINGS PENALTY SHOTS AGAINST - REGULAR SEASON

14 MADE, 41 MISSED

No.	Result	Player	Goalie, Opponent, Date
1.	MISSED	Norm Ullman	vs. Wayne Rutledge, at Toronto, 1/22/70
2.	MISSED	Billy Harris	vs. Rogie Vachon, at NY Islanders, 10/12/72
3.	MISSED	Joey Johnston	vs. Rogie Vachon, at Oakland, 1/2/74
4.	MISSED	Gil Perreault	vs. Rogie Vachon, Buffalo, 2/4/76
5.	MISSED	Dennis Polonich	vs. Rogie Vachon, Detroit, 12/4/76
6.	MISSED	Don Murdoch	vs. Rogie Vachon, at NY Rangers, 1/9/77
7.	MISSED	Dale McCourt	vs. Mario Lessard, Detroit, 11/22/78
8.	MISSED	Al MacAdam	vs. Ron Grahame, at Minnesota, 12/6/78
9.	MISSED	Bengt Gustafsson	vs. Ron Grahame, Washington, 2/12/80
10.	MISSED	Glen Sharpley	vs. Mario Lessard, at Chicago, 2/12/81
11.	MADE	Rick Vaive	vs. Darren Eliot, Toronto, 12/4/86
12.	MADE	Mel Bridgman	vs. Roland Melanson, at Detroit, 3/25/87
13.	MISSED	Joe Mullen#	vs. Al Jensen, Calgary, 3/28/87
14.	MADE	Mario Lemieux	vs. Kelly Hrudey, Pittsburgh, 3/7/89
15.	MADE	Normand Lacombe	vs. Kelly Hrudey, at Philadelphia, 2/5/91
16.	MADE	Paul Ysebaert	vs. Robb Stauber, at Detroit, 11/27/92
17.	MADE	Mikael Andersson	vs. Robb Stauber, Tampa Bay, 12/15/92
18.	MISSED	Mats Sundin	vs. Kelly Hrudey, at Quebec, 2/2/93
19.	MISSED	Craig Janney	vs. Robb Stauber, St. Louis, 3/20/93
20.	MISSED	Pavel Bure	vs. Kelly Hrudey, Vancouver, 10/6/93
21.	MISSED	Alexander Mogilny	vs. Robb Stauber, at Buffalo, 12/17/93
22.	MISSED	Tony Amonte*	vs. Kelly Hrudey, NY Rangers, 1/27/94
23.	MISSED	Sergei Fedorov*	vs. Kelly Hrudey, at Detroit, 2/12/95
24.	MISSED	Dirk Graham	vs. Kelly Hrudey, at Chicago, 3/9/95
25.	MADE	Steve Chiasson	vs. Byron Dafoe, at Calgary, 12/11/95
26.	MISSED	Peter Bondra	vs. Stephane Fiset, at Washington, 4/4/98
27.	MADE	Peter Bondra	vs. Stephane Fiset, at Washington, 1/29/99
28.	MADE	Tomas Sandstrom	vs. Stephane Fiset, Anaheim, 2/15/99
29.	MISSED	Todd White	vs. Jamie Storr, at Chicago, 2/26/99
30.	MISSED	Paul Kariya	vs. Stephane Fiset, Anaheim, 3/18/99
31.	MISSED	Mike Ricci	vs. Stephane Fiset, San Jose, 10/24/99
32.	MISSED	Martin Rucinsky	vs. Jamie Storr, at Montreal, 12/11/99
33.	MADE	Sebastien Bordeleau	vs. Felix Potvin, Minnesota, 10/7/01
34.	MISSED	Alexander Korolyuk	vs. Jamie Storr, San Jose, 11/24/01
35.	MISSED	Andrej Nedorost	vs. Cristobal Huet, Columbus, 3/25/03
36.	MISSED	Marcus Nilson	vs. Mathieu Garon, Calgary, 10/23/05
37.	MISSED	David Legwand	vs. Jason LaBarbera, Nashville, 11/5/05
38.	MISSED	Paul Kariya	vs. Jason LaBarbera, at Nashville, 11/24/05
39.	MISSED	Ladislav Nagy	vs. Jason LaBarbera, at Phoenix, 12/29/05
40.	MISSED	Keith Tkachuk	vs. Mathieu Garon, at St. Louis, 3/11/06
41.	MISSED	Stu Barnes	vs. Mathieu Garon, Dallas, 3/16/06
42.	MISSED	Todd White	vs. Dan Cloutier, at Minnesota, 10/25/06
43.	MISSED	Paul Kariya	vs. Dan Cloutier, at Nashville, 12/23/06
44.	MADE	David Legwand	vs. Dan Cloutier, at Nashville, 12/23/06
45.	MISSED	Teemu Selanne	vs. Mathieu Garon, at Anaheim, 3/18/07
46.	MADE	Michal Rozsival	vs. Jason LaBarbera, NY Rangers, 12/17/08
47.	MISSED	Scott Hartnell	vs. Jonathan Quick , Philadelphia, 1/3/09
48.	MISSED	Rick Nash	vs. Jonathan Quick , Columbus, 10/24/09
49.	MISSED	Viktor Stalberg	vs. Jonathan Quick , at Chicago, 3/11/12
50.	MISSED	Devin Setoguchi*	vs. Jonathan Bernier, at Minnesota, 3/31/12
51.	MISSED	Tommy Wingels	vs. Jonathan Bernier, San Jose, 3/16/13
52.	MADE	T.J. Oshie	vs. Jonathan Quick , at St. Louis, 1/16/14
53.	MADE	Auston Matthews	vs. Jonathan Quick , Toronto, 11/2/17
54.	MISSED	Auston Matthews	vs. Jonathan Quick , Toronto, 11/2/17
55.	MISSED	Brandon Sutter	vs. Jonathan Quick , Vancouver, 11/14/17

*Penalty Shot attempted in overtime.

#Goal scored but disallowed for an illegal stick.

KINGS WHO'VE SCORED GOALS IN THEIR REGULAR SEASON NHL DEBUT (21 PLAYERS ALL-TIME)

Jean Potvin (12/26/70); Greg Terrion (10/11/80); Jim Fox (10/11/80); Ulf Isaksson (10/6/82); Pierre Giroux (10/14/82); Bob LaForest (10/5/83); Luc Robitaille (10/9/86); John English (3/30/88); Jeff Shevalier (4/7/95); Vitali Yachmenev* (10/7/95); Pavel Rosa* (12/17/98); Jason Blake (4/18/99); Eric Belanger (10/6/2000); Petr Kanko (12/16/05); **Anze Kopitar*** (10/6/06); Matt Moulson (11/2/07); Brian Boyle (2/2/08); Tanner Pearson (11/14/13); **Carl Grundstrom** (3/9/19); Gabriel Vilardi (2/20/20); **Arthur Kaliyev** (2/2/21); Sean Durzi (11/24/21)

* - Scored two goals in Kings/NHL debut.

TEENAGERS WHO'VE PLAYED FOR THE KINGS

	PLAYER	DOB	FIRST NHL GAME	AGE DURING KINGS/ NHL DEBUT
1	Aki Berg	7/28/1977	10/7/1995	18 yrs., 71 days
2	Jimmy Carson	7/20/1968	10/9/1986	18 yrs., 81 days
3	Brayden Schenn	8/22/1991	11/26/2009	18 yrs., 97 days
4	Doug Smith	5/17/1963	10/7/1981	18 yrs., 143 days
5	Dave Gans	6/6/1964	11/27/1982	18 yrs., 174 days
6	Tobias Bjornfot	4/6/2001	10/5/2019	18 yrs., 182 days
7	David Morrison	6/12/1962	12/20/1980	18 yrs., 192 days
8	Wayne McBean	2/21/1969	10/10/1987	18 yrs., 231 days
9	Quinton Byfield	8/19/2002	4/28/2021	18 yrs., 252 days
10	Olli Jokinen	12/5/1978	10/1/1997	18 yrs., 300 days
11	Drew Doughty	12/8/1989	10/11/2008	18 yrs., 308 days
12	Dustin Brown	11/4/1984	10/9/2003	18 yrs., 339 days
13	Craig Duncanson	3/17/1967	4/2/1986	19 yrs., 16 days
14	Craig Redmond	9/22/1965	10/11/1984	19 yrs., 19 days
15	Jaret Anderson-Dolan	9/12/1999	10/9/2018	19 yrs., 25 days
16	Jamie Storr	12/28/1975	1/24/1995	19 yrs., 27 days
17	Brian Wilks	2/27/1966	3/29/1985	19 yrs., 30 days
18	Anze Kopitar	8/24/1987	10/6/2006	19 yrs., 43 days
19	Jonathan Bernier	8/7/1988	9/29/2007	19 yrs., 53 days
20	Matt Johnson	11/23/1975	1/22/1995	19 yrs., 60 days
21	Darryl Sydor	5/13/1972	10/6/1991	19 yrs., 146 days
22	Andrei Loktionov	5/30/1990	11/25/2009	19 yrs., 180 days
23	Larry Murphy	3/6/1961	10/11/1980	19 yrs., 219 days
24	Arthur Kaliyev	6/26/2001	2/2/2021	19 yrs., 221 days
25	Oscar Moller	1/22/1989	10/11/2008	19 yrs., 262 days
26	Kyle Clifford	1/13/1991	10/9/2010	19 yrs., 269 days
27	Dean Kennedy	1/18/1963	10/14/1982	19 yrs., 269 days
28	Guy Leveque	12/28/1972	11/25/1992	19 yrs., 333 days
29	Mike Heidt	11/4/1963	10/5/1983	19 yrs., 335 days
30	Mark Fitzpatrick	11/13/1968	11/6/1988	19 yrs., 359 days
31	Alexei Zhitnik	10/10/1972	10/6/1992	19 yrs., 362 days
32	Brandt Clarke	2/9/2003	10/13/2022	19 yrs., 251 days

KINGS ALL-TIME AMATEUR DRAFT CHOICES

Larry Regan – General Manager from May 17, 1967 through December 17, 1973.

1967			
Round	Player	Position	Overall
1	Rick Pagnutti	D	1st

1968			
Round	Player	Position	Overall
1	Jim McInally	D	7th

1969			
Round	Player	Position	Overall
2	Dale Hoganson	D	16th
3	Gregg Boddy	D	27th
4	Bruce Landon	G	39th
5	Butch Goring	C	51st

1970			
Round	Player	Position	Overall
2	Al McDonough	RW	24th
3	Terry Holbrook	RW	38th
5	Billy Smith	G	59th
6	Gerry Bradbury	G	73rd
7	Brian Carlin	LW	86th
8	Brian Chinnick	C	98th

1971			
Round	Player	Position	Overall
3	Vic Venasky	C	34th
4	Neil Komadoski	D	48th
5	Gary Crosby	C	62nd
6	Camille LaPierre	C	76th
7	Peter Harasym	LW	89th
7	Norm Dube	LW	90th
8	Lorne Stamler	LW	103rd

1972			
Round	Player	Position	Overall
2	Don Kozak	RW	20th
3	Dave Hutchison	D	36th
4	John Dobie	D	52nd
5	Bernie Germain	G	68th
6	Mike Usitalo	LW	84th
7	Glen Toner	LW	100th

1973			
Round	Player	Position	Overall
3	Russ Walker	RW	38th
4	Jim McCrimmon	D	54th
5	Dennis Abgrall	RW	70th
6	Blair MacDonald	RW	86th
7	Roly Kimble	G	102nd

Jake Milford – General Manager from December 17, 1973 through May 26, 1977.

1974			
Round	Player	Position	Overall
3	Gary Sargent	D	48th
4	Brad Winton	C	66th
5	John Paul Evans	C	84th
6	Marty Mathews	LW	102nd
7	Harvey Stewart	G	120th
8	John Held	D	137th
9	Mario Lessard	G	154th
10	Derrick Emerson	RW	169th
11	Jacques Locas	C	184th
12	Lindsay Thomson	C	197th
13	Craig Brickley	C	207th
14	Brad Kuglin	LW	217th

1975			
Round	Player	Position	Overall
1	Tim Young	C	16th
2	Terry Bucyk	RW	33rd
4	Andre Leduc	D	69th
5	Dave Miglia	D	87th
6	Bob Russell	C	105th
7	Dave Faulkner	C	123rd
8	Bill Reber	RW	141st
9	Sean Sullivan	D	157th
10	Brian Petrovek	G	172nd
11	Tom Goddard	RW	186th
12	Mario Viens	G	197th
13	Chuck Carpenter	C	203rd
14	Bob Fish	LW	207th
15	Dave Taylor	RW	210th
15	Robert Shaw	D	213th

1976			
Round	Player	Position	Overall
2	Steve Clippingdale	LW	21st
3	Don Moores	C	49th
4	Bob Mears	G	67th
5	Rob Palmer	D	85th
6	Larry McRae	G	103rd

George Maguire – General Manager from May 28, 1977 through January 30, 1984.

1977			
Round	Player	Position	Overall
5	Julian Baretta	G	84th
5	Warren Holmes	C	85th
6	Randy Rudnyk	RW	103rd
7	Bob Suter	D	120th

1978			
Round	Player	Position	Overall
5	Paul Mancini	LW	77th
6	Doug Keans	G	94th
7	Don Waddell	D	111th
8	Rob Mierkalns	C	128th
9	Rick Scully	RW	145th
10	Brad Thiessen	C	162nd
11	Jim Armstrong	LW	177th
12	Claude Larochelle	C	193rd

1979			
Round	Player	Position	Overall
1	Jay Wells	D	16th
2	Dean Hopkins	RW	29th
2	Mark Hardy	D	30th
3	John Paul Kelly	LW	50th
4	John Gibson	D	71st
5	Jim Brown	D	92nd
6	Jay McFarlane	D	113th

1980			
Round	Player	Position	Overall
1	Larry Murphy	D	4th
1	Jim Fox	RW	10th
2	Greg Terrion	LW	33rd
2	Dave Morrison	RW	34th
3	Steve Bozek	LW	52nd
4	Bernie Nicholls	C	73rd
5	Alan Graves	LW	94th
6	Darren Eliot	G	115th
7	Mike O'Connor	D	136th
8	Billy O'Dwyer	C	157th
9	Daryl Evans	LW	178th
10	Kim Collins	LW	199th

KINGS ALL-TIME AMATEUR DRAFT CHOICES

1981

Round	Player	Position	Overall
1	Doug Smith	C	2nd
2	Dean Kennedy	D	39th
4	Marty Dallman	C	81st
6	Brad Thompson	D	123rd
7	Craig Hurlley	D	134th
7	Peter Sawkins	D	144th
8	Dan Brennan	LW	165th
9	Al Tuer	D	186th
10	Jeff Baikie	LW	207th

1982

Round	Player	Position	Overall
2	Mike Heidt	D	27th
3	Steve Seguin	W	48th
4	Dave Gans	C	64th
4	Dave Ross	G	82nd
5	Darcy Roy	LW	90th
5	Ulf Isaksson	LW	95th
7	Victor Nechayev	C	132nd
8	Peter Helander	D	153rd
9	Dave Chartier	D	174th
10	John Franzosa	G	195th
11	Ray Shero	LW	216th
12	Mats Ullander	RW	237th

1983

Round	Player	Position	Overall
3	Bruce Shoenbottom	D	47th
4	Guy Benoit	C	67th
5	Bob LaForest	RW	87th
5	Garry Galley	D	100th
6	Dave Lundmark	D	107th
6	Kevin Stevens	C	108th
7	Tim Burgess	D	127th
8	Ken Hammond	D	147th
9	Bruce Fishback	C	167th
10	Thomas Ahlen	D	187th
11	Jan Blaha	RW	207th
12	Chad Johnson	C	227th

Rogie Vachon – General Manager from January 30, 1984 through June 25, 1992.

1984

Round	Player	Position	Overall
1	Craig Redmond	D	6th
2	Brian Wilks	C	24th
3	John English	D	48th
4	Tom Glavine	C	69th
5	David Grannis	RW	87th
6	Greg Strome	G	108th
7	Timothy Hanley	C	129th
8	Shannon Deegan	C	150th
9	Luc Robitaille	LW	171st
10	Jeff Crossman	C	191st
11	Paul Kenny	G	212th
12	Brian Martin	C	232nd

1985

Round	Player	Position	Overall
1	Craig Duncanson	LW	9th
1	Dan Gratton	C	10th
2	Par Edlund	RW	30th
4	Perry Florio	D	72nd
5	Petr Prajsler	D	93rd
7	Tim Flanagan	RW	135th
8	John Hyduke	G	156th
9	Steve Horner	RW	177th
11	Trent Ciprick	RW	219th
12	Marian Horvath	LW	240th

1986

Round	Player	Position	Overall
1	Jimmy Carson	C	2nd
3	Denis Larocque	D	44th
4	Sylvain Couturier	LW	65th
5	Brian Ferreira	LW	86th
6	Robb Stauber	G	107th
7	Sean Krakivsky	RW	128th
8	Rene Chapdelaine	D	149th
9	Trevor Pochipinski	D	170th
10	Paul Kelly	D	191st
11	Russ Mann	D	212th
12	Brian Hayton	LW	233rd

1987

Round	Player	Position	Overall
1	Wayne McBean	D	4th
2	Mark Fitzpatrick	G	27th
3	Ross Wilson	RW	43rd
5	Mike Vukonich	C	90th
6	Greg Batters	RW	111th
7	Kyosti Karjalainen	LW	132nd
9	Jeff Gawlicki	LW	174th
10	John Preston	C	195th
11	Rostislav Vlach	RW	216th
12	Mikael Lindholm	C	237th

1988

Round	Player	Position	Overall
1	Martin Gelinas	LW	7th
2	Paul Holden	D	28th
3	John Van Kessel	RW	49th
4	Rob Blake	D	70th
5	Jeff Robison	D	91st
6	Micah Aivazoff	C	109th
6	Robert Larsson	D	112th
7	Jeff Kruessel	G	133rd
8	Timo Peltomaa	RW	154th
9	Jim Larkin	LW	175th
10	Brad Hyatt	D	196th
11	Doug Laprade	RW	217th
12	Joe Flanagan	C	238th

1989

Round	Player	Position	Overall
2	Brent Thompson	D	39th
4	Jim Maher	D	81st
5	Eric Ricard	D	102nd
5	Thomas Newman	G	103rd
6	Daniel Rydmark	C	123rd
7	Ted Kramer	RW	144th
8	Sean Whyte	RW	165th
9	Jim Giacini	LW	182nd
9	Martin Maskarinec	D	186th
10	Jim Hiller	RW	207th
11	Steve Jacques	D	228th
12	Kevin Sneddon	D	249th

1990

Round	Player	Position	Overall
1	Darryl Sydor	D	7th
2	Brandy Semchuk	RW	28th
3	Bob Berg	LW	49th
5	Dave Goverde	G	91st
6	Erik Andersson	C	112th
7	Robert Lang	C	133rd
8	Dean Hulett	RW	154th
9	Dennis LeBlanc	C	175th
10	Patrik Ross	RW	196th
11	Kevin White	C	217th
12	Troy Mohns	D	238th

KINGS ALL-TIME AMATEUR DRAFT CHOICES

1991

Round	Player	Position	Overall
2	Guy Leveque	C	42nd
4	Keith Redmond	LW	79th
4	Alexei Zhitnik	D	81st
5	Pauli Jaks	G	108th
6	Brett Seguin	C	130th
7	Kelly Fairchild	C	152nd
9	Craig Brown	G	196th
10	Mattias Olsson	D	218th
11	Andre Bouliane	G	240th
12	Michael Gaul	D	262nd

1992

Round	Player	Position	Overall
2	Justin Hocking	D	39th
3	Sandy Allan	G	63rd
4	Kevin Brown	RW	87th
5	Jeff Shevalier	LW	111th
6	Raymond "Rem" Murray	C/LW	135th
9	Magnus Wernblom	LW	207th
10	Ryan Pisiak	RW	231st
11	Jukka Tiilikainen	LW	255th

Nick Beverley – General Manager from June 25, 1992 through May 18, 1994.

1993

Round	Player	Position	Overall
2	Shayne Toporowski	RW	42nd
3	Jeff Mitchell	RW	68th
4	Bob Wren	C	94th
5	Frederick Beaubien	G	105th
5	Jason Saal	G	117th
6	Jere Karalahti	D	146th
7	Justin Martin	RW	172nd
8	Travis Dillabough	C	198th
9	Martin Strbak	D	224th
10	Kimmo Timonen	D	250th
11	Patrick Howald	LW	276th

Sam McMaster – General Manager from May 24, 1994 through April 22, 1997.

1994

Round	Player	Position	Overall
1	Jamie Storr	G	7th
2	Matt Johnson	LW	33rd
3	Vitali Yachmenev	RW	59th
5	Chris Schmidt	C	111th
7	Luc Gagne	RW	163rd
8	Andrew Dale	C	189th
9	Jan Nemecek	D	215th
10	Sergei Shalomai	LW	241st

1995

Round	Player	Position	Overall
1	Aki Berg	D	3rd
2	Donald MacLean	C	33rd
2	Pavel Rosa	RW	50th
3	Vladimir Tsyplakov	LW	59th
5	Jason Morgan	C	118th
6	Igor Melyakov	LW	137th
7	Benoit Larose	D	157th
7	Juha Vuorivirta	C	163rd
9	Brian Stewart	D	215th

1996

Round	Player	Position	Overall
2	Josh Green	LW	30th
2	Marian Cisar	RW	37th
3	Greg Phillips	C/RW	57th
4	Mikael Simons	C/RW	84th
4	Eric Belanger	C	96th
5	Jesse Black	D	120th
5	Peter Hogan	D	123rd
8	Stephen Valiquette	G	190th
8	Kai Nurminen	LW	193rd
9	Sebastien Simard	LW	219th

Dave Taylor – General Manager from April 22, 1997 through April 18, 2006.

1997

Round	Player	Position	Overall
1	Olli Jokinen	C	3rd
1	Matt Zultek	C	15th
2	Scott Barney	C	29th
4	Joe Corvo	D	83rd
4	Sean Blanchard	D	99th
6	Richard Seeley	D	137th
6	Jeff Katcher	D	150th
8	Jay Kopischke	LW	193rd
9	Konrad Brand	D	220th

1998

Round	Player	Position	Overall
1	Mathieu Biron	D	21st
2	Justin Papineau	C	46th
3	Alexey Volkov	G	76th
4	Kip Brennan	LW	103rd
5	Joe Rullier	D	133rd
6	Tomas Zizka	D	163rd
7	Tommi Hannus	C	190th
8	Jim Henkel	C	217th
9	Matthew Yeats	G	248th

1999

Round	Player	Position	Overall
2	Andrei Shefer	LW	43rd
3	Jason Crain	D	74th
3	Frantisek Kaberle	D	76th
3	Cory Campbell	G	92nd
4	Brian McGrattan	RW	104th
4	Daniel Johansson	C	125th
5	Jean-Francois Noguees	G	133rd
7	Kevin Baker	RW	193rd
8	George Parros	RW	222nd
9	Noah Clarke	LW	250th

2000

Round	Player	Position	Overall
1	Alexander Frolov	LW	20th
2	Andreas Lilja	D	54th
3	Yanick Lehoux	C	86th
4	Lubomir Visnovsky	D	118th
5	Nathan Marsters	G	165th
7	Evgeny Federov	C	201st
7	Tim Eriksson	C	206th
7	Craig Olynick	D	218th
8	Dan Welch	RW	245th
8	Flavien Conne	C	250th
9	Carl Grah	G	282nd

KINGS ALL-TIME AMATEUR DRAFT CHOICES

2001

Round	Player	Position	Overall
1	Jens Karlsson	RW	18th
1	David Steckel	C	30th
2	Michael Cammalleri	C	49th
2	Jaroslav Bednar	C	51st
3	Henrik Juntunen	RW	83rd
4	Richard Petiot	D	116th
5	Terry Denike	G	152nd
5	Tuukka Mantyla	D	153rd
7	Cristobal Huet	G	214th
8	Mike Gabinet	D	237th
9	Sebastien Laplante	G	277th

2002

Round	Player	Position	Overall
1	Denis Grebeshkov	D	18th
2	Sergei Anshakov	LW	50th
3	Petr Kanko	RW	66th
4	Aaron Rome	D	104th
4	Mark Rooneem	LW	115th
5	Greg Hogeboom	RW	152nd
5	Joel Andresen	D	157th
6	Ryan Murphy	RW	185th
7	Mikhail Lyubushin	D	215th
8	Tuukka Pulliainen	C/W	248th
9	Connor James	C/W	279th

2003

Round	Player	Position	Overall
1	Dustin Brown	RW	13th
1	Brian Boyle	C	26th
1	Jeff Tambellini	LW	27th
2	Konstantin Pushkarev	C	44th
3	Ryan Munce	G	82nd
5	Brady Murray	C	152nd
6	Esa Pirnes	C	174th
8	Matt Zaba	G	231st
8	Mike Sullivan	C	244th
9	Martin Guerin	C	274th

2004

Round	Player	Position	Overall
1	Lauri Tukonen	RW	11th
3	Paul Baier	D	95th
4	Ned Lukacevic	LW	110th
5	Eric Neilson	LW	143rd
6	Scott Parse	C	174th
7	Mike Curry	RW	205th
7	Daniel Taylor	G	221st
8	Yutaka Fukufuji	G	238th
9	Valtteri Tenkanen	C	264th

2005

Round	Player	Position	Overall
1	Anze Kopitar	C	11th
2	Dany Roussin	LW	50th
2	T.J. Fast	D	60th
3	Jonathan Quick	G	72nd
5	Patrik Hersley	D	139th
6	Ryan McGinnis	D	184th
7	Josh Meyers	D	206th
7	John Seymour	C	226th

Dean Lombardi – General Manager from April 21, 2006 through April 10, 2017.

2006

Round	Player	Position	Overall
1	Jonathan Bernier	G	11th
1	Trevor Lewis	C	17th
2	Joe Ryan	D	48th
3	Jeff Zatkoff	G	74th
3	Bud Holloway	C/RW	86th
4	Niclas Andersen	D	114th
5	David Meckler	C	134th
5	Martin Nolel	D	144th
6	Constantin Braun	LW	164th

2007

Round	Player	Position	Overall
1	Thomas Hickey	D	4th
2	Oscar Moller	C	52nd
2	Wayne Simmonds	RW	61st
3	Bryan Cameron	C/RW	82nd
4	Alec Martinez	D	95th
4	Dwight King	C/LW	109th
5	Linden Rowat	G	124th
5	Joshua Turnbull	C	137th
7	Josh Kidd	D	184th
7	Matt Fillier	C/LW	188th

2008

Round	Player	Position	Overall
1	Drew Doughty	D	2nd
1	Colten Teubert	D	13th
2	Slava Voynov	D	32nd
3	Robert Czarnik	C	63rd
3	Andrew Campbell	D	74th
3	Goedie Wudrick	LW	88th
5	Andrei Loktionov	C	123rd
6	Justin Azevedo	C	153rd
7	Garrett Roe	LW	183rd

2009

Round	Player	Position	Overall
1	Brayden Schenn	C	5th
2	Kyle Clifford	LW	35th
3	Nicolas Deslauriers	D	84th
4	Jean-Francois Berube	G	95th
4	Linden Vey	RW	96th
5	David Kolomatsis	D	126th
6	Michael Pelech	C/LW	156th
6	Brandon Kozun	RW	179th
7	Jordan Nolan	C	186th
7	Nic Dowd	C	198th

2010

Round	Player	Position	Overall
1	Derek Forbort	D	15th
2	Tyler Toffoli	C	47th
3	Jordan Weal	C	70th
5	Kevin Gravel	D	148th
6	Maxim Kitsyn	LW	158th

2011

Round	Player	Position	Overall
2	Christopher Gibson	G	49th
3	Andy Andreoff	C	80th
3	Nick Shore	C	82nd
4	Michael Mersch	LW	110th
5	Joel Lowry	LW	140th
7	Michael Schumacher	LW	200th

KINGS ALL-TIME AMATEUR DRAFT CHOICES

2012

Round	Player	Position	Overall
1	Tanner Pearson	LW	30th
4	Nikolay Prokhorkin	LW	121st
5	Colin Miller	D	151st
6	Tomas Hyka	RW	171st
6	Paul LaDue	D	181st
7	Nick Ebert	D	211th

2013

Round	Player	Position	Overall
2	Valentin Zykov	LW	37th
4	Justin Auger	RW	103rd
4	Hudson Fasching	RW	118th
5	Patrik Bartosak	G	146th
5	Jonny Brodzinski	C	148th
6	Zachary Leslie	D	178th
7	Dominik Kubalik	LW	191st

2014

Round	Player	Position	Overall
1	Adrian Kempe	LW	29th
2	Roland McKeown	D	50th
2	Alex Lintuniemi	D	60th
3	Michael Amadio	C	90th
4	Steven Johnson	D	120th
5	Alec Dillon	G	150th
6	Jake Marchment	C	157th
6	Matthew Mistele	LW	180th
7	Spencer Watson	RW	209th
7	Jacob Middleton	D	210th

2015

Round	Player	Position	Overall
2	Erik Cernak	D	43rd
3	Alexander Dergachyov	C	74th
4	Austin Wagner	LW	99th
5	Matt Schmalz	RW	134th
7	Chaz Reddekopp	D	187th
7	Matt Roy	D	194th

2016

Round	Player	Position	Overall
2	Kale Clague	D	51st
4	Jacob Moverare	D	112th
5	Michael Eyssimont	C	142nd
7	Jacob Friend	D	202nd

Rob Blake – General Manager from April 10, 2017 to present.

2017

Round	Player	Position	Overall
1	Gabriel Vilardi	C	11th
2	Jaret Anderson-Dolan	C	41st
3	Matt Villalta	G	72nd
4	Michael Anderson	D	103rd
4	Markus Phillips	D	118th
5	Cole Hults	D	134th
5	Drake Rymsha	C	138th

2018

Round	Player	Position	Overall
1	Rasmus Kupari	F	20th
2	Akil Thomas	F	51st
3	Bulat Shafigullin	F	82nd
4	Aidan Dudas	F	113th
5	David Hrenak	G	144th
6	Johan Sodergran	F	165th
6	Jacob Ingham	G	175th

2019

Round	Player	Position	Overall
1	Alex Turcotte	F	5th
1	Tobias Bjornfot	D	22nd
2	Arthur Kaliyev	F	33rd
2	Samuel Fagemo	F	50th
3	Lukas Parik	G	87th
4	Jordan Spence	D	95th
4	Kim Nousiainen	D	119th
6	Braden Doyle	D	157th
7	Andre Lee	F	188th

2020

Round	Player	Position	Overall
1	Quinton Byfield	F	2nd
2	Helge Grans	D	35th
2	Brock Faber	D	45th
3	Kasper Simontaival	F	66th
3	Alex Laferriere	F	83rd
4	Juho Markkanen	G	112th
5	Martin Chromiak	F	128th
5	Ben Meehan	D	140th
7	Aatu Jamsen	F	190th

2021

Round	Player	Position	Overall
1	Brandt Clarke	D	8th
2	Francesco Pinelli	F	42nd
2	Samuel Helenius	F	59th
3	Kirill Kirsanov	F	84th

2022

Round	Player	Position	Overall
2	Jack Hughes	F	51st
4	Kenny Connors	F	103rd
4	Angus Booth	D	116th
5	Otto Salin	D	148th
6	Jared Wright	F	169th
6	Jack Sparkes	D	180th
7	Kaleb Lawrence	F	215th

2023

Round	Player	Position	Overall
2	Jakub Dvorak	D	54th
3	Koehn Ziemmer	F	78th
4	Hampton Slukynsky	G	118th
5	Matthew Mania	D	150th
6	Ryan Conmy	F	182nd

The Kings hosted the 2010 NHL Entry Draft at STAPLES Center.

KINGS ALL-TIME TRADES

Larry Regan – General Manager from May 17, 1967 to December 17, 1973.

June 8, 1967 – Acquired the rights to Red Kelly from Toronto for Ken Block.

June 16, 1967 – Acquired Trevor Fahey, Jim Murray and Ken Turlik from the New York Rangers for Barclay Plager.

May 20, 1968 – Acquired Skip Krake from Boston for a first-round choice in the 1970 NHL Amateur Draft.

June 11, 1968 – Acquired Myron Stankiewicz from St. Louis for Terry Gray.

June 11, 1968 – Acquired Gerry Desjardins from Montreal for a first-round choice in the 1969 NHL Amateur Draft (later transferred to Minnesota) and the 1972 NHL Amateur Draft.

July 1, 1968 – Acquired Larry Cahan from Montreal for Yves Locas and Brian D. Smith.

October 10, 1968 – Acquired Jimmy Peters from Detroit for Terry Sawchuk.

October 15, 1968 – Acquired Gary Croteau, Brian Murphy and Wayne Thomas from Toronto for Lou Deveau and Grant Moore.

November 12, 1968 – Acquired Ron Anderson from Detroit for Poul Popiel.

May 14, 1969 – Acquired Ross Lonsberry and Eddie Shack from Boston for Ken Turlik and first-round choices in both the 1971 and 1973 NHL Amateur Drafts.

June 9, 1969 – Acquired Dennis Hextall and Leon Rochefort from the New York Rangers for Real Lemieux.

September, 1969 – Acquired Roger Cote from Phoenix (WHL) for Jim Murray.

January 24, 1970 – Acquired Dick Duff from Montreal for Dennis Hextall.

February 20, 1970 – Acquired Brian Gibbons, Gary Monahan and Matt Ravlich from Detroit for Gary Croteau, Larry Johnston and Dale Rolfe.

February 20, 1970 – Acquired Denis Dejorjy, Gilles Marotte and Jim Stanfield from Chicago for Bryan Campbell, Gerry Desjardins and Bill White.

February 28, 1970 – Acquired Real Lemieux and Juha Widing from the New York Rangers for Ted Irvine.

May 11, 1970 – Acquired Ray Fortin from St. Louis for Bob Wall.

May 20, 1970 – Acquired Mike Byers from Philadelphia for Brent Hughes.

May 22, 1970 – Acquired Lucien Grenier, Larry Mickey and Jack Norris from Montreal for Gregg Boddy, Leon Rochefort and Wayne Thomas.

September 3, 1970 – Acquired Bob Pulford from Toronto for Garry Monahan and Brian Murphy.

November 25, 1970 – Acquired Mike McMahon and future considerations from Buffalo for Dick Duff and Eddie Shack.

January 26, 1971 – Acquired Ralph Backstrom from Montreal for Ray Fortin and Gord Labossiere.

June 13, 1971 – Acquired Larry Hillman from Philadelphia for Larry Mickey.

November 4, 1971 – Acquired Rogie Vachon from Montreal for Denis Dejorjy, Dale Hoganson, Noel Price and Doug Robinson.

December 16, 1971 – Acquired Doug Barrie and Mike Keeler from Buffalo for Mike Byers and Larry Hillman.

January 11, 1972 – Acquired Bob Woytowich from Pittsburgh for Al McDonough.

January 28, 1972 – Acquired Serge Bernier, Jim Johnson and Bill Lesuk from Philadelphia for Bill Flett, Eddie Joyal, Ross Lonsberry and Jean Potvin.

August 22, 1972 – Acquired Terry Harper from Montreal for a second-round choice in the 1974 NHL Amateur Draft, first and third-round choices in the 1975 NHL Amateur Draft and a first-round choice in the 1976 NHL Amateur Draft.

December 15, 1972 – Acquired John Van Horlick from Portland (WHL) for Mike Keeler, Jim Stanfield and Glen Toner.

January 22, 1973 – Acquired Frank St. Marseille from St. Louis for Paul Curtis.

February 26, 1973 – Acquired Dan Maloney from Chicago for Ralph Backstrom.

May 29, 1973 – Acquired Bob Murdoch and Randy Rota from Montreal for a first-round choice in the 1974 NHL Amateur Draft and cash.

November 30, 1973 – Acquired Sheldon Kannegiesser, Mike Murphy and Tommy Williams from the New York Rangers for Gilles Marotte and Real Lemieux.

Jake Milford – General Manager from December 17, 1973 through May 26, 1977.

February 9, 1974 – Acquired Roger Pelletier and cash from Philadelphia for Doug Volmar.

February 15, 1974 – Acquired Gene Carr from the New York Rangers for a first-round choice in the 1977 NHL Amateur Draft.

June 23, 1975 – Acquired Bart Crashley and the rights to Marcel Dionne from Detroit for Terry Harper, Dan Maloney and a second-round choice (later transferred to Minnesota) in the 1976 NHL Amateur Draft.

August 15, 1975 – Acquired a second-round choice in the 1976 NHL Amateur Draft (Steve Clippingdale) from Minnesota for Tim Young.

January 14, 1976 – Acquired Ab DeMarco from Vancouver for a second-round choice (later transferred to Atlanta) in the 1977 NHL Amateur Draft.

March 6, 1976 – Acquired Bert Wilson and the rights to Curt Brackenbury from St. Louis for cash.

May 28, 1976 – Acquired John Campbell from the New York Rangers for Mark Heaslip.

June 12, 1976 – Acquired Glenn Goldup and a third-round choice in the 1978 NHL Amateur Draft (later transferred to Detroit) from Montreal for a third-round choice in the 1977 NHL Amateur Draft and a first-round choice in the 1978 NHL Amateur Draft.

September 29, 1976 – Acquired Dave Schultz from Philadelphia for a fourth-round choice in the 1977 NHL Amateur Draft and a second-round choice (later transferred to Colorado) in the 1978 NHL Amateur Draft.

October 18, 1976 – Acquired a fifth-round choice in the 1977 NHL Amateur Draft (John Baretta) from Pittsburgh for Mike Corrigan.

January 22, 1977 – Acquired Jim Moxey and Gary Simmons from Cleveland for Gary Edwards and Juha Widing.

KINGS ALL-TIME TRADES

May 23, 1977 – Acquired Randy Manery from Atlanta for Ab DeMarco.

George Maguire – General Manager from May 28, 1977 through January 30, 1984.

June 17, 1977 – Acquired Steve Short from Philadelphia for future considerations.

November 2, 1977 – Acquired Syl Apps, Jr. and Hartland Monahan from Pittsburgh for Gene Carr, Dave Schultz and a fourth-round choice in the 1978 NHL Amateur Draft.

November 21, 1977 – Acquired Larry Carriere from Vancouver for Sheldon Kannegiesser.

January 9, 1978 – Acquired Danny Grant from Detroit for a third-round choice in the 1978 NHL Amateur Draft and the rights to Barry Long.

January 14, 1978 – Acquired a second-round choice in the 1980 NHL Entry Draft (Greg Terrion) from St. Louis for Neil Komadoski.

June 14, 1978 – Acquired Scott Garland, Brian Glennie, Kurt Walker and a second-round choice in the 1979 NHL Entry Draft (Mark Hardy) from Toronto for Dave Hutchison and Lorne Stampler.

July 10, 1978 – Acquired Rick Hampton, Dave Gardner and Steve Jensen from Minnesota for the signing of Gary Sargent.

September 18, 1978 – Acquired Doug Halward from Boston for future considerations.

October 5, 1978 – Acquired Murray Wilson and first-round choice in the 1979 NHL Entry Draft (Jay Wells) from Montreal for a first-round choice in the 1981 NHL Entry Draft.

October 9, 1978 – Acquired Ron Grahame from Boston for a first-round choice in the 1979 NHL Entry Draft.

November 18, 1978 – Acquired a fourth-round choice in the 1982 NHL Entry Draft (Dave Gans) from Colorado for Nick Beverley.

December 6, 1978 – Acquired Steve Carlson from Detroit for Steve Short.

December 31, 1978 – Acquired Randy Holt from Vancouver for Don Kozak.

January 16, 1979 – Acquired Richard Mulhern and a second-round choice in the 1980 NHL Entry Draft (Dave Morrison) from Atlanta for Bob Murdoch and a second-round choice in the 1980 NHL Entry Draft.

June 11, 1979 – Acquired Mike Marson from Washington for Steve Clippingdale.

August 16, 1979 – Acquired Barry Gibbs from the New York Islanders for future considerations (Tommy Williams).

August 22, 1979 – Acquired Andre St. Laurent, a first-round choice in the 1980 NHL Entry Draft (Larry Murphy) and a first-round choice in the 1981 NHL Entry Draft (Doug Smith) from Detroit as compensation for the signing of Dale McCourt.

September 14, 1979 – Acquired Brad Selwood and a fourth-round choice in the 1982 NHL Entry Draft (Dave Gans) from Montreal for a fourth-round choice in the 1982 NHL Entry Draft.

March 10, 1980 – Acquired Jerry Korab from Buffalo for a first-round choice in the 1982 NHL Entry Draft.

March 10, 1980 – Acquired Billy Harris and Dave Lewis from the New York Islanders for Butch Goring.

June 6, 1980 – Acquired Garry Unger from Calgary for Randy Holt and Bert Wilson.

February 17, 1981 – Acquired Rick Chartraw from Montreal for a second-round choice in the 1983 NHL Entry Draft.

March 8, 1981 – Acquired future considerations (Gary Bromley) and a fifth-round choice in the 1982 NHL Entry Draft (Ulf Isaksson) from Vancouver for Doug Halward.

March 10, 1981 – Acquired Don Luce from Buffalo for a sixth-round choice in the 1982 NHL Entry Draft and cash.

March 10, 1981 – Acquired Rick Martin from Buffalo for a third-round choice in the 1981 NHL Entry Draft and a first-round choice in the 1983 NHL Entry Draft.

March 10, 1981 – Acquired Jim Rutherford from Toronto for a fifth-round choice in the 1981 NHL Entry Draft.

March 10, 1981 – Acquired a seventh-round choice (Craig Hurley) in the 1981 NHL Entry Draft from Edmonton for Garry Unger.

August 10, 1981 – Acquired Bob Gladney and a sixth-round choice in the 1983 NHL Entry Draft (Kevin Stevens) from Toronto for Don Luce.

August 10, 1981 – Acquired a fifth-round choice in the 1983 NHL Entry Draft (Garry Galley) from Edmonton for Jay MacFarlane.

November 11, 1981 – Acquired Ian Turnbull from Toronto for John Gibson and Billy Harris.

June 22, 1982 – Acquired Blair Barnes from Edmonton for Paul Mulvey.

October 19, 1982 – Acquired a fourth-round choice in the 1983 NHL Entry Draft (later traded to Detroit) from Toronto for Greg Terrion.

October 24, 1982 – Acquired Terry Ruskowski from Chicago for Larry Goodenough and a third-round choice in the 1984 NHL Entry Draft.

December 7, 1982 – Acquired Rick Blight from Edmonton for Alan Hangsleben.

February 23, 1983 – Acquired Markus Mattsson from Minnesota for a third-round choice in the 1985 NHL Entry Draft.

June 20, 1983 – Acquired Kevin LaVallee and Carl Mokosak from Calgary for Steve Bozek.

September 9, 1983 – Acquired Anders Hakansson from Pittsburgh for the rights to Kevin Stevens.

October 3, 1983 – Acquired Fred Barrett and Steve Christoff from Minnesota for Dave Lewis.

October 15, 1983 – Acquired Marc Chorney from Pittsburgh for a sixth-round choice in the 1985 NHL Entry Draft.

October 18, 1983 – Acquired Brian Engblom and Ken Houston from Washington for Larry Murphy.

November 17, 1983 – Acquired Mike McEwen from the New York Islanders for a fourth-round choice in the 1984 NHL Entry Draft (originally from Detroit).

January 3, 1984 – Acquired Marco Baron from Boston for Bob LaForest.

Rogie Vachon – General Manager from January 30, 1984 through June 25, 1992.

KINGS ALL-TIME TRADES

June 9, 1984 – Acquired Bob Janecyk, a first-round choice in the 1984 NHL Entry Draft (Craig Redmond), a third-round choice in the 1984 NHL Entry Draft (John English) and a fourth-round choice in the 1984 NHL Entry Draft (Tom Glavine) from Chicago for a first-round choice in the 1984 NHL Entry Draft and a fourth-round choice in the 1984 NHL Entry Draft.

October 24, 1984 – Acquired a first-round choice in the 1985 NHL Entry Draft (Dan Gratton) from Boston for Charlie Simmer.

November 18, 1984 – Acquired Steve Shutt from Montreal for a 10th-round choice in the 1985 NHL Entry Draft.

March 12, 1985 – Acquired Dave Williams from Detroit for cash.

September 9, 1985 – Acquired Glen Currie from Washington for Daryl Evans.

October 11, 1985 – Acquired Paul Guay and a fourth-round choice in the 1986 NHL Entry Draft (later returned to Philadelphia for the acquisition of Joe Paterson) from Philadelphia for Steve Seguin and a second-round choice in the 1986 NHL Entry Draft.

October 31, 1985 – Acquired Bryan Erickson from Washington for Bruce Shoebottom.

December 9, 1985 – Acquired Grant Ledyard and Roland Melanson from the New York Rangers for Brian MacLellan and a fourth-round choice in the 1987 NHL Entry Draft.

December 18, 1985 – Acquired Joe Paterson from Philadelphia for a fourth-round choice (originally from Philadelphia – acquired on October 11, 1985) in the 1986 NHL Entry Draft.

January 30, 1986 – Acquired Ken Baumgartner, Sean McKenna and Larry Playfair from Buffalo for Brian Engblom and Doug Smith.

February 14, 1987 – Acquired Al Jensen from Washington for Garry Galley.

March 10, 1987 – Acquired Bob Carpenter and Tom Laidlaw from the New York Rangers for Jeff Crossman, Marcel Dionne and a third-round choice in the 1989 NHL Entry Draft (later transferred to Minnesota).

June 13, 1987 – Acquired a first-round choice in the 1987 NHL Entry Draft (Wayne McBean) from Minnesota for a first-round choice in the 1987 NHL Entry Draft and a third-round choice in the 1987 NHL Entry Draft.

December 14, 1987 – Acquired Mike Allison from Toronto for Sean McKenna.

January 21, 1988 – Acquired Mike Siltala and Gordie Walker from the New York Rangers for Joe Paterson.

February 5, 1988 – Acquired Chris Kontos and a sixth-round choice in the 1988 NHL Entry Draft (Micah Aivazoff) from Pittsburgh for Bryan Erickson.

February 9, 1988 – Acquired Craig Laughlin from Washington for Grant Ledyard.

February 23, 1988 – Acquired Ron Duguay from the New York Rangers for Mark Hardy.

August 9, 1988 – Acquired Wayne Gretzky, Mike Krushelnyski and Marty McSorley from Edmonton for Jimmy Carson, Martin Gelinas, a first-round choice in the 1989 NHL Entry Draft, a first-round choice in the 1991 NHL Entry Draft (later transferred to New Jersey), a first-round choice in the 1993 NHL Entry Draft and cash estimated at \$15 million.

September 29, 1988 – Acquired Doug Crossman from Philadelphia for Jay Wells.

October 21, 1988 – Acquired Bob Logan and a ninth-round choice in the 1989 NHL Entry Draft (Jim Giacini) from Buffalo for Larry Playfair.

November 3, 1988 – Acquired Dave Pasin from Boston for Paul Guay.

November 25, 1988 – Acquired Gilles Hamel from Winnipeg for Paul Fenton.

December 12, 1988 – Acquired Mike Boyce, Todd Elik, Igor Liba and future considerations from the New York Rangers for Dean Kennedy and Denis Larocque.

January 22, 1989 – Acquired Jay Miller from Boston for future considerations (later completed with a trade on January 23, 1989).

January 23, 1989 – Acquired Steve Kasper from Boston for Bob Carpenter (as part of the future considerations from the trade that took place on January 22, 1989).

February 3, 1989 – Acquired Dean Kennedy from the New York Rangers for a fourth-round choice in the 1990 NHL Entry Draft.

February 22, 1989 – Acquired Kelly Hrudefy from the New York Islanders for Mark Fitzpatrick, Wayne McBean and future considerations.

March 7, 1989 – Acquired Patrick Mayer from Pittsburgh for Tim Tookey.

March 7, 1989 – Acquired Alan May and Jim Wiemer from Edmonton for Brian Wilks and John English.

June 17, 1989 – Acquired a fifth-round choice in the 1989 NHL Entry Draft (Tom Newman) from Washington for Alan May.

September 1, 1989 – Acquired the rights to Barry Beck from the New York Rangers for cash.

October 4, 1989 – Acquired a fourth-round choice in the 1991 NHL Entry Draft (Keith Redmond) from Buffalo for Dean Kennedy.

November 10, 1989 – Acquired Brian Benning from St. Louis for a third-round choice in the 1991 NHL Entry Draft.

November 24, 1989 – Acquired Bob Halkidis and future considerations from Buffalo for Dale Degray and future considerations.

November 29, 1989 – Acquired Mikko Makela from the New York Islanders for Ken Baumgartner and Hubie McDonough.

December 1, 1989 – Acquired Brad Jones from Winnipeg for Phil Sykes.

January 20, 1990 – Acquired Tony Granato and Tomas Sandstrom from the New York Rangers for Bernie Nicholls.

September 6, 1990 – Acquired Daniel Berthiaume from Minnesota for Craig Duncanson.

September 30, 1990 – Acquired Mike Donnelly from Buffalo for Mikko Makela.

November 9, 1990 – Acquired John McIntyre from Toronto for Mike Krushelnyski.

KINGS ALL-TIME TRADES

March 5, 1991 – Acquired Ilkka Sinisalo from Minnesota for an eighth-round choice in the 1991 NHL Entry Draft.

May 30, 1991 – Acquired Jeff Chychrun and Jari Kurri from Philadelphia for Steve Duchesne, Steve Kasper and a fourth-round choice in the 1991 NHL Entry Draft.

June 22, 1991 – Acquired Randy Gilhen, Charlie Huddy, Jim Thomson and a fourth-round choice in the 1991 NHL Entry Draft (originally the New York Rangers choice; Alexei Zhitnik) from Minnesota for Todd Elik.

October 28, 1991 – Acquired Chris Norton and future considerations from Chicago for Rod Buskas.

December 23, 1991 – Acquired Corey Millen from the New York Rangers for Randy Gilhen.

January 18, 1992 – Acquired future considerations from Boston for Daniel Berthiaume.

February 18, 1992 – Acquired Steve Weeks from the New York Islanders for a seventh-round choice in the 1992 NHL Entry Draft.

February 19, 1992 – Acquired Paul Coffey from Pittsburgh for Brian Benning, Jeff Chychrun and a first-round choice in the 1992 NHL Entry Draft.

Nick Beverley – General Manager from June 25, 1992 through May 18, 1994.

September 3, 1992 – Acquired Pat Conacher from New Jersey for future considerations.

November 6, 1992 – Acquired Jeff Chychrun from Pittsburgh for Peter Ahola.

December 19, 1992 – Acquired Marc Fortier and Jim Thomson from Ottawa for Bob Kudelski and Shawn McCosh.

January 29, 1993 – Acquired Jimmy Carson, Marc Potvin and Gary Shuchuk from Detroit for Paul Coffey, Sylvain Couturier and Jim Hiller.

March 22, 1993 – Acquired Mark Hardy and a fifth-round choice in the 1993 NHL Entry Draft (originally from Ottawa; Frederick Beaubien) from the New York Rangers for John McIntyre.

June 26, 1993 – Acquired a fifth-round choice in the 1993 NHL Entry Draft (Jason Saal) from New Jersey for Corey Millen.

August 27, 1993 – Acquired Shawn McEachern from Pittsburgh for Marty McSorley.

November 2, 1993 – Acquired future considerations from Edmonton for Jeff Chychrun.

November 3, 1993 – Acquired Doug Houda from Hartford for Marc Potvin.

January 8, 1994 – Acquired Dixon Ward from Vancouver for Jimmy Carson.

January 28, 1994 – Acquired Brad Tiley from the New York Rangers for an 11th-round choice in the 1994 NHL Entry Draft.

February 16, 1994 – Acquired Marty McSorley and Jim Paek from Pittsburgh for Shawn McEachern and Tomas Sandstrom.

March 19, 1994 – Acquired Donald Dufresne from Tampa Bay for a sixth-round choice in the 1994 NHL Entry Draft.

March 21, 1994 – Acquired Kevin Todd from Chicago for a fourth-round choice in the 1994 NHL Entry Draft.

Sam McMaster – General Manager from May 24, 1994 through April 22, 1997.

June 25, 1994 – Acquired a seventh-round choice in the 1995 NHL Entry Draft (Benoit Larose) from Ottawa for Jim Paek.

July 26, 1994 – Acquired Sean O'Donnell from Buffalo for Doug Houda.

July 29, 1994 – Acquired Rick Tocchet and a second-round choice in the 1995 NHL Entry Draft (Pavel Rosa) from Pittsburgh for Luc Robitaille.

August 8, 1994 – Acquired Ruslan Bhatyrshin and a second-round choice in the 1996 NHL Entry Draft (Marian Cisar) from Winnipeg for Brent Thompson and future considerations.

October 3, 1994 – Acquired Eric Lacroix, Chris Snell and a fourth-round choice in the 1996 NHL Entry Draft (Eric Belanger) from Toronto for Kelly Fairchild, Guy Leveque, Shayne Toporowski and Dixon Ward.

February 10, 1995 – Acquired Randy Burridge from Washington for Warren Rychel.

February 14, 1995 – Acquired Philippe Boucher, Grant Fuhr and Denis Tsygurov from Buffalo for Charlie Huddy, Robb Stauber, Alex Zhitnik and a fifth-round choice in the 1995 NHL Entry Draft.

February 17, 1995 – Acquired a fourth-round choice in the 1996 NHL Entry Draft (later transferred to Washington) from Dallas for Mike Donnelly and a seventh-round choice in the 1996 NHL Entry Draft.

March 27, 1995 – Acquired Arto Blomsten from Winnipeg for an eighth-round choice in the 1995 NHL Entry Draft.

May 31, 1995 – Acquired Jan Vopat from Hartford for a fourth-round choice in the 1995 NHL Entry Draft.

June 7, 1995 – Acquired a fifth-round choice in the 1995 NHL Entry Draft (originally from Vancouver; Jason Morgan) from Dallas for Jeff Mitchell.

July 8, 1995 – Acquired Byron Dafeo and Dimitri Khristich from Washington for a first-round choice in the 1996 NHL Entry Draft and a fourth-round choice in the 1996 NHL Entry Draft.

November 13, 1995 – Acquired Steven Finn from Tampa Bay for Michel Petit.

December 28, 1995 – Acquired John Slaney from Colorado for a sixth-round choice in the 1996 NHL Entry Draft.

January 14, 1996 – Acquired Steve Larouche from the New York Rangers for Chris Snell.

January 25, 1996 – Acquired Kevin Stevens from Boston for Rick Tocchet.

February 10, 1996 – Acquired Craig Ferguson from Calgary for Pat Conacher.

February 17, 1996 – Acquired Shane Churla and Doug Zmolek from Dallas for Darryl Sydor and a fifth-round choice in the 1996 NHL Entry Draft.

February 27, 1996 – Acquired Craig Johnson, Patrice Tardif, Roman Vopat, a fifth-round choice in the 1996 NHL Entry Draft (Peter Hogan) and a first-round choice in the 1997 NHL Entry Draft (Matt Zultek) from St. Louis for Wayne Gretzky.

March 14, 1996 – Acquired Ray Ferraro, Nathan LaFayette, Ian Laperriere, Mattias Norstrom and a fourth-round choice in the 1997 NHL Entry Draft (Sean Blanchard) from the New York Rangers for Shane Churla, Jari Kurri and Marty McSorley.

KINGS ALL-TIME TRADES

March 19, 1996 – Acquired a fourth-round choice in the 1996 NHL Entry Draft (originally from Los Angeles; Mikael Simons) from Philadelphia for John Druce and a seventh-round choice in the 1997 NHL Entry Draft.

March 20, 1996 – Acquired Jaroslav Modry and an eighth-round choice in the 1996 NHL Entry Draft (Stephen Valiquette) from Ottawa for Kevin Brown.

June 20, 1996 – Acquired Stephane Fiset and a first-round choice in the 1998 NHL Entry Draft (Mathieu Biron) from Colorado for Eric Lacroix and a first-round choice in the 1998 NHL Entry Draft.

August 22, 1996 – Acquired Petr Klima from Tampa Bay for a fifth-round choice in the 1997 NHL Entry Draft.

October 25, 1996 – Acquired a conditional choice in the 1997 NHL Entry Draft from Pittsburgh for Petr Klima.

November 19, 1996 – Acquired Chris Marinucci from the New York Islanders for Nick Vachon.

November 28, 1996 – Acquired Brad Smyth from Florida for a third-round choice in the 1997 NHL Entry Draft.

March 18, 1997 – Acquired Glen Murray from Pittsburgh for Ed Olczyk.

Dave Taylor – General Manager from April 22, 1997 through April 18, 2006.

August 28, 1997 – Acquired Luc Robitaille from the New York Rangers for Kevin Stevens.

August 29, 1997 – Acquired Sandy Moger, Jozef Stempel and a fourth-round choice in the 1998 NHL Entry Draft (later transferred to New Jersey) from Boston for Dimitri Khristich and Byron Dafoe.

November 14, 1997 – Acquired future considerations from the New York Rangers for Brad Smyth.

May 29, 1998 – Acquired future considerations from Nashville for Marian Cisar.

June 18, 1998 – Acquired Doug Bodger from New Jersey for a fourth-round choice in the 1998 NHL Entry Draft.

June 26, 1998 – Acquired future considerations from Nashville for Kimmo Timonen and Jan Vopat.

July 7, 1998 – Acquired future considerations (cash) from Nashville for Vitali Yachmenev.

July 31, 1998 – Acquired Manny Legace from Carolina for a conditional choice in the 1999 NHL Entry Draft.

September 3, 1998 – Acquired a third-round choice in the 1999 NHL Entry Draft (Frantisek Kaberle) from Chicago for Doug Zmolek.

October 22, 1998 – Acquired Ryan Bach from Detroit for a sixth-round choice in the 2000 NHL Entry Draft.

October 29, 1998 – Acquired Eric Lacroix from Colorado for Roman Vopat and a sixth-round choice in the 1999 NHL Entry Draft.

December 18, 1998 – Acquired Donald Audette from Buffalo for a second-round choice in the 1999 NHL Entry Draft.

February 12, 1999 – Acquired Sean Pronger from the New York Rangers for Eric Lacroix.

March 23, 1999 – Acquired Jason Podollan and a third-round choice in the 1999 NHL Entry Draft (Cory Campbell) from Toronto for Yanic Perreault.

March 23, 1999 – Acquired Dave Babych and a fifth-round choice in the 2000 NHL Entry Draft (Nathan Marsters) from Philadelphia for Steve Duchesne.

June 20, 1999 – Acquired Marcel Cousineau, Ziggy Palffy, Bryan Smolinski and a fourth-round choice in the 1999 NHL Entry Draft (Daniel Johansson) from the New York Islanders for Mathieu Biron, Josh Green, Olli Jokinen and a first-round choice in the 1999 NHL Entry Draft.

January 24, 2000 – Acquired an eighth-round choice in the 2000 NHL Entry Draft (Dan Welch) from Buffalo for Vladimir Tsyplakov.

January 25, 2000 – Acquired future considerations from Atlanta for Bill Huard.

February 18, 2000 – Acquired Allan Egeland from Calgary for future considerations.

March 13, 2000 – Acquired Kelly Buchberger and Nelson Emerson from Atlanta for Donald Audette and Frantisek Kaberle.

May 1, 2000 – Acquired Steve Passmore from Chicago for a fourth-round choice in the 2000 NHL Entry Draft.

January 3, 2001 – Acquired a conditional draft choice in the 2002 NHL Entry Draft (fifth-round; Joel Andresen) from the New York Islanders for Jason Blake.

February 15, 2001 – Acquired Felix Potvin from Vancouver for future considerations.

February 21, 2001 – Acquired Adam Deadmarsh, Aaron Miller, a player to be named later (Jared Aulin), a first-round choice in the 2001 NHL Entry Draft (David Steckel) and a first-round choice in the 2003 NHL Entry Draft (Brian Boyle) from Colorado for Rob Blake and Steven Reinprecht.

February 28, 2001 – Acquired an eighth-round choice in the 2001 NHL Entry Draft (Mike Gabinet) from Chicago for Steve Passmore.

March 13, 2001 – Acquired Adam Mair and a second-round choice in the 2001 NHL Entry Draft (Michael Cammalleri) from Toronto for Aki Berg.

October 24, 2001 – Acquired Jason Allison and Mikko Eloranta from Boston for Glen Murray and Jozef Stempel.

December 18, 2001 – Acquired Rich Brennan from Nashville for Brett Hauer.

March 16, 2002 – Acquired Cliff Ronning from Nashville for Jere Karalahti and a conditional choice in the 2003 NHL Entry Draft.

June 22, 2002 – Acquired a fourth-round choice in the 2002 NHL Entry Draft (Aaron Rome) from Minnesota for Cliff Ronning.

July 16, 2002 – Acquired Derek Armstrong from the New York Rangers for a sixth-round choice in the 2003 NHL Entry Draft.

July 24, 2002 – Acquired Erik Rasmussen from Buffalo for Adam Mair and a fifth-round choice in the 2003 NHL Entry Draft.

November 26, 2002 – Acquired Dmitry Yushkevich from Florida for Jaroslav Bednar and Andreas Lilja.

February 28, 2003 – Acquired a fourth-round choice in the 2003 NHL Entry Draft (later transferred to Boston) and a seventh-round choice in the 2004 NHL Entry Draft (Daniel Taylor) from Philadelphia for Dmitry Yushkevich.

KINGS ALL-TIME TRADES

March 11, 2003 – Acquired Sean Avery, Maxim Kuznetsov, and first-round choice in the 2003 NHL Entry Draft (Jeff Tambellini) and a second-round choice in the 2004 NHL Entry Draft (later transferred to Boston) from Detroit for Mathieu Schneider.

March 11, 2003 – Acquired Tim Gleason from Ottawa for Bryan Smolinski.

May 28, 2003 – Acquired Roman Cechmanek from Philadelphia for a second-round choice in the 2004 NHL Entry Draft.

June 22, 2003 – Acquired Jozef Stumpel and a seventh-round choice in the 2003 NHL Entry Draft (later transferred to Nashville) from Boston for a fourth-round choice in the 2003 NHL Entry Draft and a second-round choice in the 2004 NHL Entry Draft.

June 22, 2003 – Acquired a sixth-round choice in the 2003 NHL Entry Draft (Esa Pirnes) from Nashville for two seventh-round choices in the 2003 NHL Entry Draft.

September 15, 2003 – Acquired Milan Hnilicka from Atlanta for future considerations.

November 30, 2003 – Acquired Martin Straka from Pittsburgh for Sergei Anshakov and Martin Strbak.

March 2, 2004 – Acquired Nathan Dempsey from Chicago for a fourth-round choice in the 2005 NHL Entry Draft.

March 8, 2004 – Acquired Anson Carter from Washington for Jared Aulin.

March 9, 2004 – Acquired Jeff Cowan from Atlanta for Kip Brennan.

June 26, 2004 – Acquired Radek Bonk from Ottawa for a third-round choice in the 2004 NHL Entry Draft.

June 26, 2004 – Acquired Mathieu Garon and a third-round choice in the 2004 NHL Entry Draft (Paul Baier) from Montreal for Radek Bonk and Cristobal Huet.

June 27, 2004 – Acquired Stephane Quintal from Montreal for future considerations.

June 27, 2004 – Acquired a seventh-round choice in the 2005 NHL Entry Draft (John Seymour) from Columbus for a ninth-round choice in the 2004 NHL Entry Draft.

August 4, 2005 – Acquired Jeremy Roenick and a third-round choice in the 2006 NHL Entry Draft (Bud Holloway) from Philadelphia for future considerations.

March 8, 2006 – Acquired Mark Parrish and Brent Sopel from the New York Islanders for Denis Grebeshkov and Jeff Tambellini.

March 9, 2006 – Acquired Tim Jackman from Phoenix for Yanick Lehoux.

Dean Lombardi – General Manager from April 21, 2006 through April 10, 2017.

June 24, 2006 – Acquired Patrick O'Sullivan and a first-round choice in the 2006 NHL Entry Draft (Trevor Lewis) from Minnesota for Pavol Demitra.

June 24, 2006 – Acquired a fourth-round choice in the 2006 NHL Entry Draft (Niclas Andersen) and a fifth-round choice in the 2006 NHL Entry Draft (Martin Nolet) from the New York Rangers for a fourth-round choice in the 2006 NHL Entry Draft.

June 24, 2006 – Acquired a seventh-round choice in the 2007 NHL Entry Draft (Matt Fillier) from Columbus for a seventh-round choice in the 2006 NHL Entry Draft.

July 5, 2006 – Acquired Dan Cloutier from Vancouver for a second-round choice in the 2007 NHL Entry Draft and a third-round choice in the 2009 NHL Entry Draft.

September 29, 2006 – Acquired Jack Johnson and Oleg Tverdovsky from Carolina for Eric Belanger and Tim Gleason.

January 20, 2007 – Acquired a fourth-round choice in the 2008 NHL Entry Draft (later traded to San Jose on June 21, 2008) from Tampa Bay for Ryan Muce.

January 29, 2007 – Acquired Jamie Lundmark, a fourth-round choice in the 2007 NHL Entry Draft (Dwight King) and a second-round choice in the 2008 NHL Entry Draft (later traded back to Calgary on June 20, 2008) from Calgary for Craig Conroy.

February 5, 2007 – Acquired Marc-Andre Cliche, Jan Marek, Jason Ward and future considerations (a third-round choice in the 2008 NHL Entry Draft later traded to Buffalo on June 21, 2008) from the New York Rangers for Sean Avery, John Seymour and future considerations.

February 26, 2007 – Acquired a second-round choice in the 2007 NHL Entry Draft (Wayne Simmonds) and a fourth-round choice in the 2008 NHL Entry Draft (later traded to Buffalo on June 21, 2008) from Vancouver for Brent Sopel.

February 27, 2007 – Acquired Johan Fransson, Jaroslav Modry, a second-round choice in the 2007 NHL Entry Draft (Oscar Moller), a third-round choice in the 2007 NHL Entry Draft (Bryan Cameron) and a first-round choice in the 2008 NHL Entry Draft (later traded to Anaheim on June 20, 2008) from Dallas for Mattias Norstrom, Konstantin Pushkarev, a third-round choice in the 2007 NHL Entry Draft and a fourth-round choice in the 2007 NHL Entry Draft.

February 27, 2007 – Acquired a fifth-round choice in the 2007 NHL Entry Draft (Joshua Turnbull) from Tampa Bay for Jason Ward.

February 27, 2007 – Acquired Jamie Heward from Washington for future considerations.

June 23, 2007 – Acquired a fourth-round choice in the 2007 NHL Entry Draft (Alec Martinez) from Washington for sixth-round choice in the 2007 NHL Entry Draft and a fourth-round choice in the 2008 NHL Entry Draft.

December 12, 2007 – Acquired a sixth-round choice in the 2008 NHL Entry Draft (later traded to Chicago on June 21, 2008) from Dallas for Evgeny Federov.

February 19, 2008 – Acquired a third-round choice in the 2008 NHL Entry Draft (Geordie Wudrick) from Philadelphia for Jaroslav Modry.

February 26, 2008 – Acquired a second-round choice in the 2008 NHL Entry Draft (later traded to Colorado for Brad Richardson on June 21, 2008) and a fourth-round choice in the 2009 NHL Entry Draft (later traded to Atlanta on June 27, 2009) from Detroit for Brad Stuart.

February 26, 2008 – Acquired a seventh-round choice in the 2008 NHL Entry Draft (later traded to St. Louis on June 21, 2008) from Anaheim for Jean-Sebastien Aubin.

KINGS ALL-TIME TRADES

June 4, 2008 – Acquired a fifth-round choice in the 2009 NHL Entry Draft (later traded to Florida on June 27, 2009) from St. Louis for T.J. Fast.

June 20, 2008 – Acquired a first-round choice in the 2008 NHL Entry Draft (later traded to Anaheim on June 20, 2008) and a second-round choice in the 2009 NHL Entry Draft (later traded to Carolina on March 4, 2009) from Calgary for Michael Cammalleri and a second-round choice in the 2008 NHL Entry Draft.

June 20, 2008 – Acquired a first-round choice in the 2008 NHL Entry Draft (12th overall selection; later traded to Buffalo on June 20, 2008) from Anaheim for two first-round choices in the 2008 NHL Entry Draft (17th and 28th overall).

June 20, 2008 – Acquired a first-round choice in the 2008 NHL Entry Draft (13th overall, Colten Teubert) and a third-round choice in the 2009 NHL Entry Draft (later traded to Calgary on June 27, 2009) from Buffalo for a first-round choice in the 2008 NHL Entry Draft (12th overall).

June 21, 2008 – Acquired Brad Richardson from Colorado for a second-round choice in the 2008 NHL Entry Draft.

June 21, 2008 – Acquired a third-round choice in the 2008 NHL Entry Draft (Andrew Campbell) from Buffalo for a third-round choice in the 2008 NHL Entry Draft and a fourth-round choice in the 2008 NHL Entry Draft.

June 21, 2008 – Acquired a fourth-round choice in the 2009 NHL Entry Draft (later traded to Atlanta on June 27, 2009) and a fifth-round choice in the 2010 NHL Entry Draft (Kevin Gravel) from San Jose for a fourth-round choice in the 2008 NHL Entry Draft.

June 21, 2008 – Acquired a sixth-round choice in the 2009 NHL Entry Draft (Brandon Kozun) from Chicago for a sixth-round choice in the 2008 NHL Entry Draft.

June 21, 2008 – Acquired a seventh-round choice in the 2009 NHL Entry Draft (Nic Dowd) from St. Louis for a seventh-round choice in the 2008 NHL Entry Draft.

June 29, 2008 – Acquired Matt Greene and Jarret Stoll from Edmonton for Lubomir Visnovsky.

July 1, 2008 – Acquired Denis Gauthier and a second-round choice in the 2010 NHL Entry Draft (later traded to Florida on June 25, 2010) from Philadelphia for Patrik Hersley and Ned Lukacevic.

July 21, 2008 – Acquired Rich Clune from Dallas for Lauri Tukonen.

September 30, 2008 – Acquired Sean O'Donnell from Anaheim for a conditional choice in the 2009 NHL Entry Draft.

December 30, 2008 – Acquired a seventh-round choice in the 2009 NHL Entry Draft (later traded to Atlanta on June 27, 2009) from Vancouver for Jason LaBarbera.

March 4, 2009 – Acquired Justin Williams from Carolina as part of a three-team trade that also involved Edmonton. In exchange for Williams, the Kings traded Patrick O'Sullivan to Edmonton and sent a second-round choice in the 2009 NHL Entry Draft to Carolina.

June 27, 2009 – Acquired a third-round choice in the 2009 NHL Entry Draft (Nicolas Deslauriers) and a fourth-round choice in the 2009 NHL Entry Draft (later traded to Florida on June 27, 2009) from Calgary for a third-round choice in the 2009 NHL Entry Draft.

June 27, 2009 – Acquired a third-round choice in the 2010 NHL Entry Draft (later traded to Tampa Bay on March 3, 2010) from Florida for a fourth-round choice in the 2009 NHL Entry Draft and a fifth-round choice in the 2009 NHL Entry Draft.

June 27, 2009 – Acquired a fourth-round choice in the 2009 NHL Entry Draft (Jean-Francois Berube) from Atlanta for two fourth-round choices in the 2009 NHL Entry Draft and one seventh-round choice in the 2009 NHL Entry Draft.

June 27, 2009 – Acquired a third-round choice in the 2010 NHL Entry Draft (Jordan Weal) from the New York Rangers for Brian Boyle.

July 3, 2009 – Acquired Ryan Smyth from Colorado for Kyle Quincey, Tom Preissing and a fifth-round choice in the 2010 NHL Entry Draft.

March 3, 2010 – Acquired Jeff Halpern from Tampa Bay for Teddy Purcell and a third-round choice in the 2010 NHL Entry Draft.

March 3, 2010 – Acquired Fredrik Modin from Columbus for a conditional seventh-round choice in the 2010 NHL Entry Draft.

June 25, 2010 – Acquired a first-round choice in the 2010 NHL Entry Draft (15th overall, Derek Forbort) from Florida for a first-round choice (19th overall) and a second-round choice in the 2010 NHL Entry Draft.

June 26, 2010 – Acquired a second-round choice in the 2010 NHL Entry Draft (Tyler Toffoli) from Colorado for a second-round choice and a fourth-round choice in the 2010 NHL Entry Draft.

June 26, 2010 – Acquired a third-round choice in the 2012 NHL Draft (later traded to Nashville on June 25, 2011) from Toronto for a third-round choice in the 2010 NHL Entry Draft.

June 26, 2010 – Acquired a sixth-round choice in the 2010 NHL Entry Draft (Maxim Kitsyn) from Atlanta for a sixth-round choice and a seventh-round choice in the 2010 NHL Entry Draft.

December 11, 2010 – Acquired Marco Sturm from Boston for future considerations.

February 28, 2011 – Acquired Dustin Penner from Edmonton for Colten Teubert, a first-round choice in the 2011 NHL Entry Draft and a conditional third-round choice in the 2012 NHL Draft.

June 23, 2011 – Acquired Mike Richards and the rights to Rob Bordson from Philadelphia for Wayne Simmonds, Brayden Schenn and a second-round choice in the 2012 NHL Draft.

June 25, 2011 – Acquired a third-round choice in the 2011 NHL Entry Draft (Nicholas Shore) from Nashville for a third-round choice in the 2012 NHL Draft and a sixth-round choice in the 2011 NHL Entry Draft.

June 26, 2011 – Acquired Colin Fraser and a seventh-round choice in the 2012 NHL Draft (traded to Dallas on June 23, 2012) from Edmonton for Ryan Smyth.

October 12, 2011 – Acquired Stefan Legein and a sixth-round selection in the 2012 NHL Draft (Tomas Hyka) from Philadelphia for future considerations.

February 23, 2012 – Acquired Jeff Carter from Columbus for Jack Johnson and a first-round choice in the 2013 NHL Draft.

KINGS ALL-TIME TRADES

June 23, 2012 – Acquired a seventh-round choice in the 2013 NHL Draft (Dominik Kubalik) from Dallas for a seventh-round choice in the 2012 NHL Draft.

January 13, 2013 – Acquired Anthony Stewart, a fourth-round choice in the 2013 NHL Draft (later traded to Edmonton on June 30, 2013) and a sixth-round choice in the 2014 NHL Draft (Jake Marchment) from Carolina for Kevin Westgarth.

February 6, 2013 – Acquired a fifth-round choice in the 2013 NHL Draft (later traded to Florida on February 7, 2013) from New Jersey for Andrei Loktionov.

February 7, 2013 – Acquired Keaton Ellerby from Florida for a fifth-round choice in the 2013 NHL Draft.

February 26, 2013 – Acquired a fourth-round choice in the 2013 NHL Draft (Justin Auger) from Philadelphia for Simon Gagne.

April 1, 2013 – Acquired Robyn Regehr from Buffalo for a second-round choice in the 2014 NHL Draft and a second-round choice in the 2015 NHL Draft (both choices later traded from Buffalo back to LA on March 5, 2014, as part of the Brayden McNabb trade).

April 2, 2013 – Acquired a fifth-round choice in the 2013 NHL Draft (Patrik Bartosak) from Montreal for Davis Drewiske.

June 23, 2013 – Acquired Matt Frattin, Ben Scrivens and a second-round choice in the 2015 NHL Draft (later traded to Columbus on March 5, 2014, as part of the Marian Gaborik trade) from Toronto for Jonathan Bernier.

June 30, 2013 – Acquired a second-round choice in the 2013 NHL Draft (Valentin Zykov) from Edmonton for a second-round choice, a third-round choice and a fourth-round choice in the 2013 NHL Draft.

June 30, 2013 – Acquired a seventh-round choice in the 2015 NHL Draft (Chaz Reddekopp) from New Jersey for a seventh-round choice in the 2013 NHL Draft.

July 16, 2013 – Acquired Daniel Carcillo from Chicago for a sixth-round choice in the 2015 NHL Draft.

January 4, 2014 – Acquired a seventh-round choice in the 2014 NHL Draft (Spencer Watson) from the New York Rangers for Daniel Carcillo.

January 15, 2014 – Acquired a third-round choice in the 2014 NHL Draft (later traded to Columbus on March 5, 2014, as part of the Marian Gaborik trade) from Edmonton for Ben Scrivens.

January 22, 2014 – Acquired Andrew Crescenzi from Toronto for Brandon Kozun.

February 6, 2014 – Acquired Steve Quailer from Montreal for Robert Czarnik.

March 5, 2014 – Acquired Brayden McNabb and the rights to Jonathan Parker, a second-round choice in the 2014 NHL Draft (Alex Lintuniemi) and a second-round choice in the 2015 NHL Draft (Erik Cernak) from Buffalo for Nicolas Deslauriers and Hudson Fasching (both second-round choices were originally sent to Buffalo for Robyn Regehr on April 1, 2013).

March 5, 2014 – Acquired Marian Gaborik from Columbus for Matt Frattin, a third-round choice in the 2014 NHL Draft and a second-round choice in the 2015 NHL Draft.

March 5, 2014 – Acquired James Livingston from San Jose for a seventh-round choice in the 2016 NHL Draft.

June 28, 2014 – Acquired a second-round choice in the 2014 NHL Draft (Roland McKeown) from Vancouver for Linden Vey.

February 25, 2015 – Acquired Andrej Sekera from Carolina for Roland McKeown and a first-round choice in the 2016 NHL Draft.

June 26, 2015 – Acquired Milan Lucic from Boston for Martin Jones, Colin Miller and a first-round choice in the 2015 NHL Draft.

June 27, 2015 – Acquired a fourth-round choice in the 2015 NHL Draft (Austin Wagner) from Philadelphia for a fourth-round choice in the 2015 NHL Draft and a sixth-round choice in the 2016 NHL Draft.

October 6, 2015 – Acquired a seventh-round choice in the 2017 NHL Draft from New Jersey for Brian O'Neill.

January 6, 2016 – Acquired Vincent Lecavalier and Luke Schenn from Philadelphia for Jordan Weal and a third-round choice in the 2016 NHL Draft.

February 26, 2016 – Acquired Rob Scuderi from Chicago for Christian Ehrhoff.

February 28, 2016 – Acquired Kris Versteeg from Carolina for Valentin Zykov. (The original trade also included a conditional fifth-round choice for Carolina in the 2016 Draft if the Kings advanced to the 2016 Western Conference Final Series).

February 29, 2016 – Acquired Brett Sutter from Minnesota for Scott Sabourin.

June 25, 2016 – Acquired Jack Campbell from Dallas for Nick Ebert.

January 21, 2017 – Acquired Cam Schilling from Chicago for Michael Latta.

February 15, 2017 – Acquired a conditional fifth-round choice in the 2017 NHL Draft from Washington for Tom Gilbert (the condition was not met).

February 26, 2017 – Acquired Ben Bishop and a fifth-round choice in the 2017 NHL Draft (Drake Rymsha) from Tampa Bay for Peter Budaj, Erik Cernak, a seventh-round choice in the 2017 NHL Draft and a conditional choice in the 2017 NHL Draft.

March 1, 2017 – Acquired a fourth-round choice in the 2018 NHL Draft from Montreal for Dwight King.

March 1, 2017 – Acquired Jarome Iginla from Colorado for a conditional fourth-round choice in the 2018 NHL Draft.

Rob Blake – General Manager from April 10, 2017 to present.

May 9, 2017 – Acquired a fourth-round choice in the 2017 NHL Draft (Markus Phillips) from Dallas in exchange for Ben Bishop.

May 31, 2017 – Acquired Bokondji Imama from Tampa Bay for a conditional seventh-round choice in the 2018 NHL Draft.

June 24, 2017 – Acquired a sixth-round choice in the 2018 NHL Draft (Johan Sodergran) from the New York Islanders for a sixth-round choice in the 2017 NHL Draft.

November 14, 2017 – Acquired Jussi Jokinen from Edmonton for Michael Cammalleri.

KINGS ALL-TIME TRADES

November 23, 2017 – Acquired Torrey Mitchell from Montreal for a fourth-round choice in the 2018 NHL Draft (the original trade was for a conditional fifth-round choice; it changed to a fourth-round choice after Los Angeles qualified for the 2018 Stanley Cup Playoffs).

December 7, 2017 – Acquired Jordan Subban from Vancouver for Nic Dowd.

January 22, 2018 – Acquired future considerations from Columbus for Jeff Zatkoff.

February 5, 2018 – Acquired future considerations from Vegas for Zac Leslie.

February 13, 2018 – Acquired Dion Phaneuf and Nate Thompson from Ottawa for Marian Gaborik and Nick Shore.

February 21, 2018 – Acquired Tobias Rieder and Scott Wedgewood from Arizona for Darcy Kuemper.

June 13, 2018 – Acquired Peter Budaj from Tampa Bay for Andy Andreoff.

November 14, 2018 – Acquired Carl Hagelin from Pittsburgh for Tanner Pearson.

November 21, 2018 – Acquired Pavel Jenys from Minnesota for Stepan Falkovskiy.

January 24, 2019 – Acquired a fifth-round choice in the 2019 NHL Draft from Chicago (originally Arizona's fifth-round choice) for the rights to Dominik Kubalik.

January 28, 2019 – Acquired a first-round choice in the 2019 NHL Draft (Tobias Bjornfot), Carl Grundstrom and the rights to Sean Durzi from Toronto for Jake Muzzin.

February 11, 2019 – Acquired a fourth-round choice in the 2019 NHL Draft (Kim Nousiainen) from Montreal (originally Calgary's fourth-round choice) for Nate Thompson and a fifth-round choice in the 2019 NHL Draft (originally Arizona's fifth-round choice; acquired by the Kings on January 24, 2019).

February 21, 2019 – Acquired a third-round choice in the 2019 NHL Draft (Lukas Parik) and a conditional sixth-round choice in the 2020 NHL Draft from Washington for Carl Hagelin. (Condition on the selection was not met, so no selection was exchanged)

February 24, 2019 – Acquired Matheson Iacopelli from Chicago for Spencer Watson.

February 25, 2019 – Acquired a conditional fourth-round choice in the 2020 NHL Draft (Juho Markkanen) from Calgary for Oscar Fantenberg.

June 22, 2019 – Acquired a second-round choice in the 2019 NHL Draft (Samuel Fagemo) from Montreal (originally Columbus's second-round choice) for a third-round choice in the 2019 NHL Draft and a fifth-round choice in the 2019 NHL Draft.

February 5, 2020 – Acquired Trevor Moore, a third-round choice in 2020 (Alex Laferriere; originally Columbus's third-round choice) and a conditional third-round choice in 2021 from Toronto for Jack Campbell and Kyle Clifford.

February 17, 2020 – Acquired Tim Schaller, Tyler Madden, a second-round choice in the 2020 NHL Draft and a conditional fourth-round choice in the 2022 NHL Draft from Vancouver for Tyler Toffoli. (Condition on the selection was not met, so no selection was exchanged).

February 19, 2020 – Acquired a second-round choice in the 2020 NHL Draft and a second-round choice in the 2021 NHL Draft (originally St. Louis's choice) from Vegas for Alec Martinez.

February 24, 2020 – Acquired a conditional fourth-round choice in the 2021 NHL Draft from Calgary from Derek Forbort.

October 4, 2020 – Acquired Olli Maatta from Chicago for Brad Morrison.

October 7, 2020 – Acquired a second-round choice in the 2020 NHL Draft (Brock Faber; originally Edmonton's choice) from Detroit for a second-round choice in the 2020 NHL Draft (originally Vancouver's choice) and a fourth-round choice in the 2020 NHL Draft.

October 7, 2020 – Acquired Lias Andersson from New York Rangers for a second-round choice in the 2020 NHL Draft (originally Vegas' choice).

October 7, 2020 – Acquired a fifth-round choice in the 2020 NHL Draft (Ben Meehan; originally Montreal's choice) from Carolina for a sixth-round choice in the 2020 NHL Draft and a seventh-round choice in the 2021 NHL Draft.

March 27, 2021 – Acquired Brendan Lemieux from New York Rangers for a fourth-round choice in the 2021 NHL Draft.

March 29, 2021 – Acquired Christian Wolanin from Ottawa for Michael Amadio.

April 12, 2021 – Acquired a conditional third-round choice in the 2021 NHL Draft and a condition fourth-round choice in the 2022 NHL Draft from Pittsburgh for Jeff Carter.

July 1, 2021 – Acquired Viktor Arvidsson from Nashville for a second-round choice in the 2021 NHL Draft and a third-round choice in the 2022 NHL Draft.

July 24, 2021 – Acquired Brayden Burke and Tyler Steenbergen from Arizona for Cole Hults and Boko Imama.

July 24, 2021 – Acquired a second-round choice in the 2021 NHL Draft (Francesco Pinelli) from Ottawa for a second-round choice (originally St. Louis' choice) and a fifth-round choice in the 2021 NHL Draft.

July 24, 2021 – Acquired a second-round choice in the 2021 NHL Draft (Samuel Helenius) from Carolina for a third-round choice and a fourth-round choice (originally Calgary's choice) in the 2021 NHL Draft.

July 24, 2021 – Acquired a third-round choice in the 2021 NHL Draft (Kirill Kirsanov; originally Edmonton's choice) from Calgary for a third-round choice (originally Toronto's choice) and a sixth-round choice in the 2021 NHL Draft.

Note: The NHL changed the title of its annual draft from "NHL Entry Draft" to "NHL Draft" prior to the 2012 NHL Draft.

- March 20, 2022** – Acquired Troy Stecher from Detroit for a seventh-round choice in the 2022 NHL Draft.
- March 21, 2022** – Acquired Frederic Allard from Nashville for Brayden Burke.
- March 21, 2022** – Acquired Nelson Nogier from Winnipeg for Markus Phillips.
- June 29, 2022** – Acquired Kevin Fiala from Minnesota for Brock Faber and a first-round choice in the 2022 NHL Draft.
- July 8, 2022** – Acquired a fourth (Kenny Connors) and sixth-round (Jared Wright) choice in the 2022 NHL Draft for a third-round choice in 2022 NHL Draft.
- July 8, 2022** – Acquired a seventh-round choice (Kaleb Lawrence) in the 2022 NHL Draft for a seventh-round choice in the 2023 NHL Draft.
- March 1, 2023** – Acquired Vladislav Gavrikov and Joonas Korpisalo from Columbus for Jonthan Quick, a first round choice in the 2023 NHL Draft and a third round choice in the 2024 NHL Draft.
- March 1, 2023** – Acquired Erik Portillo from Buffalo for a third round choice in the 2023 NHL Draft.
- March 3, 2023** – Acquired Zack MacEwen from Philadelphia for Brendan Lemieux and a fifth round choice in the 2024 NHL Draft.
- March 3, 2023** – Acquired Nathan Schnarr from Montreal for Frederic Allard.
- March 3, 2023** – Acquired future considerations from Chicago for Austin Wagner.
- March 20, 2023** – Acquired Cole Krygier from Florida for future considerations.
- June 6, 2023** – Acquired Kevin Connauton and Hayden Hodgson from via three-team trade with Columbus and Philadelphia for Sean Walker, Helge Grans, Cal Petersen and a second round choice in the 2024 NHL Draft.
- June 24, 2023** – Acquired a second round pick (via MTL) in the 2024 NHL Draft for Sean Durzi.
- June 27, 2023** – Acquired Pierre-Luc Dubois from Winnipeg for Gabriel Vilardi, Alex Iafallo, Rasmus Kupari and a second round pick in the 2024 NHL Draft.

Note: The NHL changed the title of its annual draft from “NHL Entry Draft” to “NHL Draft” prior to the 2012 NHL Draft.

THE BANNERS

Seven all-time Kings skaters have received the ultimate honor by having their names displayed high above the ice at Crypto.com Arena.

Here are those we honor.

#30

Rogie Vachon (1971-78)

JERSEY RETIRED ON FEBRUARY 14, 1985



Marcel Dionne (1975-87)


JERSEY RETIRED ON NOVEMBER 8, 1990

#16

#18

Dave Taylor (1977-94)

JERSEY RETIRED ON APRIL 3, 1995



Wayne Gretzky (1988-96)

JERSEY RETIRED ON OCTOBER 9, 2002

#99

#20

Luc Robitaille (1986-94; 1997-01; 2003-2006)

JERSEY RETIRED ON JANUARY 20, 2007



Rob Blake (1989-01; 2006-08)


JERSEY RETIRED ON JANUARY 17, 2015

#4

#23

Dustin Brown (2003-22)

JERSEY RETIRED ON FEBRUARY 11, 2023



KINGS IN THE HOCKEY HALL OF FAME



The LA Kings organization is well represented at the Hockey Hall of Fame in Toronto. The following are players, broadcasters, builders and staff members who played or worked for the Kings organization during their Hall of Fame hockey careers:

PLAYERS	YEARS WITH KINGS	HHOF INDUCTION YEAR
Terry Sawchuk	1967-68	1971
Harry Howell	1970-73	1979
Bob Pulford	1970-72	1991
Marcel Dionne	1975-87	1992
Steve Shutt	1984-85	1993
Billy Smith	1971-72	1993
Larry Robinson	1989-92	1995
Wayne Gretzky	1988-96	1999
Jari Kurri	1991-96	2001
Grant Fuhr	1994-95	2003
Paul Coffey	1991-93	2004
Larry Murphy	1980-84	2004
Dick Duff	1969-71	2006
Luc Robitaille	1986-94; 1997-01; 2003-06	2009
Rob Blake	1989-01; 2006-08	2014
Rogie Vachon	1971-78	2016
Jim Rutherford	1980-82	2019
Jarome Iginla	2016-17	2020
		(honored in 2021)

BROADCASTERS

Jiggs McDonald	1967-72	1990
Bob Miller	1973-17	2000
Nick Nickson	1981-present	2015

BUILDERS

Jake Milford	1973-77 (general manager)	1984
Roger Neilson	1983-84 (head coach)	2002
Brian Kilrea	1967-68 (player)	2003
Pat Quinn	1984-87 (head coach)	2016

TRAINERS (PHATS/SPHEM HALL OF FAME)

Norm Mackie	1967-72 (athletic trainer)	1997
Peter Demers	1972-06 (athletic trainer)	2007
Mark O'Neill	1979-93 (equipment manager)	2016
Peter Millar	1989-06 (equipment manager)	2020
		(honored in 2022)

In addition, these members of the Kings Family are also Hall of Famers:

Red Kelly	1967-69 (head coach)	1969
Brian Kilrea	1967-68 (player)	2003
Cammi Granato	1998-99 (broadcaster)	2010
Vaclav Nedomansky	1990-06 (scout)	2019
Pierre Turgeon	2017-18 (assistant coach)	2023

KINGS HALL OF FAME

Rob Blake, Marcel Dionne, Butch Goring, Wayne Gretzky, Luc Robitaille, Dave Taylor, Rogie Vachon, Peter Demers and Bob Miller are the members of the Los Angeles Kings Hall of Fame.



Rob Blake



Marcel Dionne



Butch Goring



Wayne Gretzky



Luc Robitaille



Dave Taylor



Rogie Vachon



Peter Demers



Bob Miller

STREAM GAMES.



Bally SPORTS+



LA KINGS 2023-24 MEDIA GUIDE

THE PLAYOFFS

LA KINGS

KINGS ALL-TIME PLAYOFF COACHING RECORDS

	Coach	Games	W-L	PCT.	Playoff Years
1	Darryl Sutter	69	42-27	.609	2012, 2013, 2014, 2016
2	Tom Webster	28	12-16	.429	1990, 1991, 1992
3	Bob Pulford	26	11-15	.423	1974, 1975, 1976, 1977
4	Barry Melrose	24	13-11	.542	1993
5	Andy Murray	24	10-14	.417	2000, 2001, 2002
6	Red Kelly	18	7-11	.389	1968, 1969
7	Robbie Ftorek	16	5-11	.313	1988, 1989
8	Todd McLellan	13	5-8	.545	2022, 2023
9	Terry Murray	12	4-8	.333	2010, 2011
10	Don Perry	10	4-6	.400	1982
12	Bob Berry	10	2-8	.200	1979, 1980, 1981
13	Mike Murphy	5	1-4	.200	1987
14	John Stevens	4	0-4	.000	2018
15	Larry Robinson	4	0-4	.000	1998
16	Pat Quinn	3	0-3	.000	1985
17	Ron Stewart	2	0-2	.000	1978

KINGS ALL-TIME PLAYOFF RECORD YEAR-BY-YEAR

Season	GP	W	L	PCT.	GF	GA	Finish
1968	7	3	4	.429	21	26	Lost in QF
1969	11	4	7	.364	28	41	Lost in SF
1974	5	1	4	.200	7	10	Lost in QF
1975	3	1	2	.333	6	7	Lost in PRE
1976	9	5	4	.555	17	27	Lost in QF
1977	9	4	5	.444	35	37	Lost in QF
1978	2	0	2	.000	3	11	Lost in PRE
1979	2	0	2	.000	2	9	Lost in PRE
1980	4	1	3	.250	10	21	Lost in PRE
1981	4	1	3	.250	12	23	Lost in PRE
1982	10	4	6	.400	41	42	Lost in DF
1985	3	0	3	.000	7	11	Lost in DSF
1987	5	1	4	.200	20	32	Lost in DSF
1988	5	1	4	.200	18	30	Lost in DSF
1989	11	4	7	.364	36	42	Lost in DF
1990	10	4	6	.400	39	48	Lost in DF
1991	12	6	6	.500	46	37	Lost in DF
1992	6	2	4	.333	18	23	Lost in DSF
1993	24	13	11	.542	93	91	Lost in F
1998	4	0	4	.000	8	16	Lost in CQF
2000	4	0	4	.000	6	15	Lost in CQF
2001	13	7	6	.538	25	34	Lost in CSF
2002	7	3	4	.429	13	16	Lost in CQF
2010	6	2	4	.333	18	25	Lost in CQF
2011	6	2	4	.333	20	20	Lost in CQF
2012	20	16	4	.800	57	30	Won Stanley Cup
2013	18	9	9	.500	37	34	Lost in CF
2014	26	16	10	.615	88	70	Won Stanley Cup
2016	5	1	4	.200	11	16	Lost in First Round
2018	4	0	4	.000	3	7	Lost in First Round
2022	7	3	4	.429	17	27	Lost in First Round
2023	6	2	4	.333	20	25	Lost in First Round
TOTALS	268	116	152	.433	782	903	

KINGS ALL-TIME HOME PLAYOFF RECORD YEAR-BY-YEAR

Season	GP	W	L	PCT.	GF	GA
1968	4	3	1	.750	11	12
1969	5	2	3	.400	13	19
1974	2	1	1	.500	5	2
1975	2	1	1	.500	4	4
1976	4	3	1	.750	12	11
1977	5	3	2	.600	25	19
1978	1	0	1	.000	0	4
1979	1	0	1	.000	1	2
1980	2	0	2	.000	3	10
1981	2	1	1	.500	6	7
1982	4	1	3	.250	15	17
1985	1	0	1	.000	3	4
1987	2	0	2	.000	8	12
1988	2	1	1	.500	8	9
1989	6	3	3	.500	23	21
1990	5	3	2	.600	27	19
1991	6	4	2	.666	27	21
1992	3	1	2	.333	11	13
1993	11	6	5	.545	44	43
1998	2	0	2	.000	4	6
2000	2	0	2	.000	1	5
2001	6	4	2	.666	13	13
2002	3	2	1	.666	6	3
2010	3	1	2	.333	11	13
2011	3	0	3	.000	11	16
2012	9	6	3	.667	22	13
2013	9	8	1	.889	23	12
2014	12	8	4	.667	40	31
2016	3	0	3	.000	7	12
2018	2	0	2	.000	2	4
2022	3	1	2	.333	8	12
2023	3	1	2	.333	11	12
TOTALS	128	64	64	.500	405	401

KINGS ALL-TIME ROAD PLAYOFF RECORD YEAR-BY-YEAR

Season	GP	W	L	PCT.	GF	GA
1968	3	0	3	.000	10	14
1969	6	2	4	.333	15	22
1974	3	0	3	.000	2	8
1975	1	0	1	.000	2	3
1976	5	2	3	.400	5	16
1977	4	1	3	.250	10	18
1978	1	0	1	.000	3	7
1979	1	0	1	.000	1	7
1980	2	1	1	.500	7	11
1981	2	0	2	.000	6	16
1982	6	3	3	.500	26	25
1985	2	0	2	.000	4	7
1987	3	1	2	.333	12	20
1988	3	0	3	.000	10	21
1989	5	1	4	.200	13	21
1990	5	1	4	.200	12	29
1991	6	2	4	.333	19	16
1992	3	1	2	.333	7	10
1993	13	7	6	.538	49	48
1998	2	0	2	.000	4	10
2000	2	0	2	.000	5	10
2001	7	3	4	.429	12	21
2002	4	1	3	.250	7	13
2010	3	1	2	.333	7	12
2011	3	2	1	.667	9	4
2012	11	10	1	.909	35	17
2013	9	1	8	.111	14	22
2014	14	8	6	.571	48	39
2016	2	1	1	.500	4	4
2018	2	0	2	.000	1	3
2022	4	2	2	.500	9	15
2023	3	1	2	.333	9	13
TOTALS	140	52	88	.371	377	502

KINGS VS. OPPONENTS ALL-TIME IN PLAYOFFS

Opponent	Series	SW	SL	GP	W-L	GF	GA	Last MTG	RND	Result
Anaheim	1	1	0	7	4-3	19	15	2014	R2	W, 4-3
Arizona/Phoenix	1	1	0	5	4-1	14	8	2012	CF	W, 4-1
Boston	2	0	2	13	5-8	38	56	1977	QF	L, 2-4
Calgary/Atlanta	6	4	2	26	13-13	105	112	1993	DSF	W, 4-2
Chicago	3	1	2	17	6-11	46	47	2014	CF	W, 4-3
Colorado	2	0	2	14	6-8	23	33	2002	CQF	L, 3-4
Dallas/Minnesota	1	0	1	7	3-4	21	26	1968	QF	L, 3-4
Detroit	2	1	1	10	4-6	21	32	2001	CQF	W, 4-2
Edmonton	9	2	7	49	17-32	164	206	2023	R1	L, 2-4
Montreal	1	0	1	5	1-4	12	15	1993	F	L, 1-4
New Jersey	1	1	0	6	4-2	16	8	2012	F	W, 4-2
NY Islanders	1	0	1	4	1-3	10	21	1980	PRE	L, 1-3
NY Rangers	3	1	2	11	5-6	29	42	2014	F	W, 4-1
San Jose	4	2	2	25	11-14	71	68	2016	R1	L, 1-4
St. Louis	4	2	2	18	8-10	40	48	2013	CQF	W, 4-2
Toronto	3	1	2	12	5-7	31	41	1993	CF	W, 4-3
Vancouver	5	3	2	28	15-13	96	93	2012	CQF	W, 4-1
Vegas	1	0	1	4	0-4	3	7	2018	R1	L, 0-4
Defunct Clubs	1	1	0	7	4-3	23	25	1969	QF	W, 4-3
TOTALS	51	21	30	268	116-152	782	903			

KINGS VS. OPPONENTS ALL-TIME IN HOME PLAYOFF GAMES

Opponent	GP	W	L	PCT.	GF	GA
Anaheim	3	1	2	.333	4	6
Arizona/Phoenix	2	1	1	.500	2	3
Boston	6	3	3	.500	26	25
Calgary/Atlanta	13	9	4	.692	56	44
Chicago	7	4	3	.571	22	15
Colorado	6	3	3	.500	10	10
Dallas/Minnesota	4	3	1	.750	11	12
Detroit	5	3	2	.600	10	11
Edmonton	23	9	14	.391	88	92
Montreal	2	0	2	.000	5	7
New Jersey	3	2	1	.667	11	4
NY Islanders	2	0	2	.000	3	10
NY Rangers	6	4	2	.667	18	17
San Jose	13	6	7	.462	42	40
St. Louis	9	5	4	.556	21	22
Toronto	6	3	3	.500	15	18
Vancouver	13	6	7	.462	49	51
Vegas	2	0	2	.000	2	4
Defunct Clubs	3	2	1	.666	10	10
TOTALS	128	64	64	.500	405	401

KINGS VS. OPPONENTS ALL-TIME IN ROAD PLAYOFF GAMES

Opponent	GP	W	L	PCT.	GF	GA
Anaheim	4	3	1	.750	15	9
Arizona/Phoenix	3	3	0	1.000	12	5
Boston	7	2	5	.286	12	31
Calgary/Atlanta	13	4	9	.308	49	68
Chicago	10	2	7	.200	24	32
Colorado	8	3	5	.375	13	23
Dallas/Minnesota	3	0	3	.000	10	14
Detroit	5	1	4	.200	11	21
Edmonton	26	8	18	.308	76	114
Montreal	3	1	2	.333	7	8
New Jersey	3	2	1	.667	5	4
NY Islanders	2	1	1	.500	7	11
NY Rangers	5	1	4	.200	11	25
San Jose	12	5	7	.417	29	28
St. Louis	9	3	6	.333	19	26
Toronto	6	2	4	.333	16	23
Vancouver	15	9	6	.600	47	42
Vegas	2	0	2	.000	1	3
Defunct Clubs	4	2	2	.500	13	15
TOTALS	140	52	88	.371	377	502

KINGS PLAYOFF OVERTIME RECORD

SEASON	GP	W	L	PCT.	LONGEST GAME
1968	1	0	1	.000	9:11
1969	1	1	0	1.000	0:19
1974	0	0	0	.000	
1975	2	1	1	.500	10:19
1976	2	2	0	1.000	18:28
1977	0	0	0	.000	
1978	0	0	0	.000	
1979	1	0	1	.000	6:11
1980	1	0	1	.000	6:55
1981	0	0	0	.000	
1982	4	2	2	.500	6:20
1985	2	0	2	.000	3:01
1987	0	0	0	.000	
1988	0	0	0	.000	
1989	1	0	1	.000	7:47
1990	3	2	1	.667	23:14
1991	6	2	4	.333	24:48
1992	0	0	0	.000	
1993	6	2	4	.333	26:31
1998	0	0	0	.000	
2000	0	0	0	.000	
2001	4	4	0	1.000	22:41
2002	1	1	0	1.000	2:19
2010	2	1	1	.500	8:52
2011	3	0	3	.000	14:44
2012	4	4	0	1.000	17:42
2013	4	1	3	.250	31:40
2014	7	5	2	.714	34:43
2016	1	1	0	1.000	3:47
2018	1	0	1	.000	35:23
2022	1	1	0	1.000	1:12
2023	3	2	1	.667	10:39
TOTALS	61	32	29		35:23

KINGS PLAYOFF OVERTIME RECORD VS. OPPONENTS

SEASON	GP	W	L	PCT.	LONGEST GAME
Anaheim	1	1	0	1.000	12:07
Arizona/Phoenix	1	1	0	1.000	17:42
Boston	2	2	0	1.000	18:28
Calgary/Atlanta	3	2	1	.667	23:14
Chicago	3	1	2	.333	31:40
Colorado	3	3	0	1.000	22:41
Dallas/Minnesota	1	0	1	.000	9:11
Detroit	2	2	0	1.000	4:48
Edmonton	13	4	9	.308	24:48
Montreal	3	0	3	.000	14:37
New Jersey	2	2	0	1.000	13:42
NY Islanders	1	0	1	.000	6:55
NY Rangers	4	3	1	.750	34:43
San Jose	6	1	5	.167	14:44
St. Louis	2	1	1	.500	13:26
Toronto	4	2	2	.500	19:20
Vancouver	8	5	3	.625	26:31
Vegas	1	0	1	.000	35:23
Defunct Clubs	1	1	0	1.000	0:19
TOTALS	61	32	29	.524	35:23

KINGS ALL-TIME OVERTIME PLAYOFF GAMES AND SCORING (30 WINS, 28 LOSSES)

Date	Series	Team	Result	Who Scored	Time
1	4/16/68	Quarterfinals at Minnesota	Lost, 3-4	Marcetta	9:11
2	4/2/69	Quarterfinals at Oakland	Won, 5-4	Irvine	0:19
3	4/8/75	Preliminary vs. Toronto	Won, 3-2	M. Murphy	8:53
4	4/10/75	Preliminary at Toronto	Lost, 2-3	Stoughton	10:19
5	4/13/76	Quarterfinals at Boston	Won, 3-2	Goring	0:27
6	4/22/76	Quarterfinals vs. Boston	Won, 4-3	Goring	18:28
7	4/12/79	Preliminary vs. NY Rangers	Lost, 1-2	P. Esposito	6:11
8	4/11/80	Preliminary vs. NY Islanders	Lost, 3-4	Morrow	6:55
9	4/8/82	Division Semifinals at Edmonton	Lost, 2-3	Gretzky	6:20
10	4/10/82	Division Semifinals vs. Edmonton	Won, 6-5	Evans	2:35
11	4/16/82	Division Finals at Vancouver	Won, 3-2	Bozek	4:33
12	4/18/82	Division Finals vs. Vancouver	Lost, 3-4	Campbell	1:23
13	4/10/85	Division Semifinals at Edmonton	Lost, 2-3	Fogolin	3:01
14	4/13/85	Division Semifinals vs. Edmonton	Lost, 3-4	G. Anderson	0:46
15	4/18/89	Division Finals at Calgary	Lost, 3-4	Gilmour	7:47
16	4/8/90	Division Semifinals vs. Calgary	Won, 2-1	Granato	8:37
17	4/14/90	Division Semifinals vs. Calgary	Won, 4-3	Krushelnyski	23:14
18	4/24/90	Division Finals vs. Edmonton	Lost, 5-6	J. Murphy	4:42
19	4/6/91	Division Semifinals vs. Vancouver	Won, 3-2	Gretzky	11:08
20	4/8/91	Division Semifinals at Vancouver	Lost, 1-2	Ronning	3:12
21	4/18/91	Division Finals vs. Edmonton	Won, 4-3	L. Robitaille	2:13
22	4/20/91	Division Finals vs. Edmonton	Lost, 3-4	Klima	24:48
23	4/22/91	Division Finals at Edmonton	Lost, 3-4	Tikkanen	20:48
24	4/28/91	Division Finals at Edmonton	Lost, 3-4	MacTavish	16:57
25	5/11/93	Division Finals at Vancouver	Won, 4-3	Shuchuk	26:31
26	5/25/93	Conference Finals at Toronto	Lost, 2-3	G. Anderson	19:20
27	5/27/93	Conference Finals vs. Toronto	Won, 5-4	Gretzky	1:41
28	6/3/93	Stanley Cup Final at Montreal	Lost, 2-3	E. Desjardins	0:51
29	6/5/93	Stanley Cup Final vs. Montreal	Lost, 3-4	LeClair	0:34
30	6/7/93	Stanley Cup Final vs. Montreal	Lost, 2-3	LeClair	14:37
31	4/18/01	Conference Quarterfinals vs. Detroit	Won, 4-3	E. Belanger	2:36
32	4/23/01	Conference Quarterfinals vs. Detroit	Won, 3-2	Deadmarsh	4:48
33	4/26/01	Conference Semifinals at Colorado	Won, 4-3	Modry	14:23
34	5/6/01	Conference Semifinals vs. Colorado	Won, 1-0	G. Murray	22:41
35	4/25/02	Conference Quarterfinals at Colorado	Won, 1-0	C. Johnson	2:19
36	4/15/10	Conference Quarterfinals at Vancouver	Lost, 2-3	M. Samuelsson	8:52
37	4/17/10	Conference Quarterfinals at Vancouver	Won, 3-2	Kopitar	7:28
38	4/14/11	Conference Quarterfinals at San Jose	Lost, 2-3	Pavelski	14:44
39	4/19/11	Conference Quarterfinals vs. San Jose	Lost, 5-6	Setoguchi	3:09
40	4/25/11	Conference Quarterfinals vs. San Jose	Lost, 3-4	J. Thornton	2:22
41	4/22/12	Conference Quarterfinals at Vancouver	Won, 2-1	Stoll	4:27
42	5/22/12	Conference Finals at Phoenix	Won, 4-3	Penner	17:42
43	5/30/12	Stanley Cup Final at New Jersey	Won, 2-1	Kopitar	8:13
44	6/2/12	Stanley Cup Final at New Jersey	Won, 2-1	J. Carter	13:42
45	4/30/13	Conference Quarterfinals at St. Louis	Lost, 1-2	A. Steen	13:26
46	5/8/13	Conference Quarterfinals at St. Louis	Won, 3-2	Voynov	8:00
47	5/18/13	Conference Semifinals at San Jose	Lost, 1-2	Couture	1:29
48	6/8/13	Conference Finals at Chicago	Lost, 3-4	P. Kane	31:40
49	4/22/14	Conference Round One vs. San Jose	Lost, 3-4	P. Marleau	6:20
50	5/3/14	Conference Round Two at Anaheim	Won, 3-2	M. Gaborik	12:07
51	5/28/14	Conference Finals at Chicago	Lost, 4-5	M. Handzus	22:04
52	6/1/14	Conference Finals at Chicago	Won, 5-4	Martinez	5:47
53	6/4/14	Stanley Cup Final vs. NY Rangers	Won, 3-2	J. Williams	4:36
54	6/7/14	Stanley Cup Final vs. NY Rangers	Won, 5-4	D. Brown	30:26
55	6/13/14	Stanley Cup Final vs. NY Rangers	Won, 3-2	Martinez	34:43
56	4/18/16	Conference Round One at San Jose	Won, 2-1	Pearson	3:47
57	4/13/18	Conference Round One at Vegas	Lost, 1-2	Haula	35:23
58	5/10/22	Conference Round One at Edmonton	Won, 5-4	Kempe	1:12
59	4/17/23	Conference Round One at Edmonton	Won, 4-3	laFalco	9:19
60	4/21/23	Conference Round One vs. Edmonton	Won, 3-2	Moore	3:24
61	4/23/23	Conference Round One vs. Edmonton	Lost, 4-5	Hyman	10:39

KINGS ALL-TIME PLAYOFF RECORDS – TEAM

TEAM

Most Consecutive Playoff Appearances	9	1974-1982
Longest Playoff Winning Streak	8	4/22/12-5/17/12
Longest Playoff Home Winning Streak	9	6/11/12-6/4/13
Longest Playoff Home Winning Streak (one playoff year)	8	5/4/13-6/4/13
Longest Playoff Road Winning Streak	12	4/16/11-6/2/12 – NHL Record
Longest Playoff Road Winning Streak (one playoff year)	10	4/11/12-6/2/12 – NHL Record
Longest Playoff Losing Streak	14	6/3/93-4/14/01
Longest Playoff Home Losing Streak	6	6/5/93-4/19/00
Longest Playoff Road Losing Streak	8	6/3/93-4/14/01
Longest Overtime Goal For	34:43	Alec Martinez vs. NYR, 6/13/14
Longest Overtime Goal Against	35:23	Erik Haula, VGK, 4/13/18
Shortest Overtime Goal For	:19	Ted Irvine vs. OAK, 4/2/69
Shortest Overtime Goal Against	:34	John LeClair, MTL, 6/5/93
Fastest Goal, Start Of Game	:06	4/17/77 vs. BOS, Don Kozak – NHL Record
Fastest Two Goals	:11	4/22/90 vs. EDM (1st Period), Larry Robinson at 19:20 and Todd Elik at 19:31
Fastest Three Goals	1:56	5/13/93 vs. VAN (2nd Period), Jari Kurri at 15:48, Tomas Sandstrom at 16:05 and Warren Rychel at 17:44
Fastest Four Goals	5:17	4/10/90 vs. CGY (1st Period), Dave Taylor at 6:38, Tony Granato at 8:25, Tomas Sandstrom at 11:06 and Dave Taylor at 11:55
Fastest Five Goals	13:04	5/7/93 vs. VAN (2nd and 3rd Periods), Warren Rychel at 19:09, Luc Robitaille at 4:41, Jari Kurri at 6:46, Wayne Gretzky at 9:03 and Tomas Sandstrom at 12:13
Fastest Two Goals Against	:11	4/21/77 vs. BOS (1st Period), Stan Jonathan at 7:35 and Rick Middleton at 7:46
Fastest Three Goals Against	2:00	4/27/98 vs. STL (3rd Period), Pascal Rheaume at 9:59, Brett Hull at 11:03 and Pierre Turgeon at 11:59
Fastest Four Goals Against	3:07	4/27/98 vs. STL (3rd Period), Pascal Rheaume at 9:59, Brett Hull at 11:03, Pierre Turgeon at 11:59 and Terry Yake at 13:06
Fastest Five Goals Against	7:27	4/18/68 vs. MIN (2nd Period), Milan Marcetta at 8:45, Parker MacDonald at 11:58, Milan Marcetta at 12:49, Dave Balon at 15:48 and Andre Boudrias at 16:12
Most Hat Tricks, One Game	3	4/10/90 vs. CGY, (12-4 win) (NHL Record) Tony Granato (3-2=5), Tomas Sandstrom (3-2=5), Dave Taylor (3-1=4)

PLAYOFF YEAR

Most Games	26	2014 vs. SJS, ANA, CHI and NYR – Tied NHL Record
Most Games, Home	12	2014 vs. SJS, ANA, CHI and NYR
Most Games, Road	14	2014 vs. SJS, ANA, CHI and NYR
Most Overtime Games	7	2014 (1 vs. SJS, 1 vs. ANA, 2 vs. CHI, 3 vs. NYR)
Most Overtime Games, Home	4	2014 (1 vs. SJS, 3 vs. NYR)
Most Overtime Games, Road	4	2x's, Last: 2013 (2 at STL, 1 at SJS, 1 at CHI)
Most Wins	16	2x's, Last: 2014
Most Wins, Home	8	2x's, Last: 2014
Most Wins, Road	10	2012 – Tied NHL Record
Most Losses	11	1993
Most Losses, Home	5	1993

KINGS ALL-TIME PLAYOFF RECORDS – TEAM

TEAM – PLAYOFF YEAR (Continued)

Most Losses, Road	8	2013 – NHL Record
Most Goals	93	1993 (24 games)
Fewest Goals	2	1979 (2 games)
Most Goals Against	91	1993 (24 games)
Fewest Goals Against	7	2x's, Last: 2018 (4 games)
Most Power-Play Goals	22	1993 (24 games)
Most Power-Play Goals Against	26	1993 (24 games)
Most Short-Handed Goals	6	1993 (24 games)
Most Short-Handed Goals Against	3	5x's, Last: 2014 (26 games)

SERIES

Most Goals, Best-of-7 Series	33	1993 vs. CGY (6 games)
Best-of-5 Series	27	1982 vs. EDM (5 games)
Best-of-3 Series	11	1977 vs. ATL (3 games)
Most Goals Against, Best-of-7 Series	32	1987 vs. EDM (5 games)
Best-of-5 Series	23	1982 vs. EDM (5 games), 1981 vs. NYR (4 games)
Best-of-3 Series	11	1978 vs. TOR (2 games)
Fewest Goals, Best-of-7 Series	3	2018 vs. VGK (4 games)
Best-of-5 Series	7	1985 vs. EDM (3 games)
Best-of-3 Series	2	1979 vs. NYR (2 games)
Fewest Goals Against, Best-of-7 Series	6	2012 vs. STL (4 games)
Best-of-5 Series	11	1985 vs. EDM (3 games)
Best-of-3 Series	1	1976 vs. ATL (2 games)
Most Goals, Both Teams, Best-of-7 Series	61	1993 vs. CGY (Kings 33, CGY 28)
Best-of-5 Series	50	1982 vs. EDM (Kings 27, EDM 23)
Best-of-3 Series	18	1977 vs. ATL (Kings 11, ATL 7)
Fewest Goals, Both Teams, Best-of-7 Series	10	2018 vs. VGK (Kings 3, VGK 7)
Best-of-5 Series	18	1985 vs. EDM (Kings 7, EDM 11)
Best-of-3 Series	4	1976 vs. ATL (Kings 3, ATL 1)
Most PPG, Best-of-7 Series	11	1989 vs. EDM
Best-of-5 Series	8	1982 vs. EDM
Best-of-3 Series	3	1977 vs. ATL
Most PPG Against, Best-of-7 Series	11	1976 vs. BOS
Best-of-5 Series	4	1982 vs. EDM
Best-of-3 Series	3	1979 vs. NYR
Most PPG, Both Teams, Best-of-7 Series	17	1989 vs. EDM (Kings 11, EDM, 6)
Best-of-5 Series	12	1982 vs. EDM (Kings 8, EDM 4)
Best-of-3 Series	5	1979 vs. NYR (Kings 2, NYR 3), 1977 vs. ATL (Kings 3, ATL 2)
Most Short-Handed Goals	3	1993 vs. TOR
Most Short-Handed Goals Against	3	1993 vs. CGY, 1988 vs. CGY, 1982 vs. EDM
Most Short-Handed Goals, Both Teams	4	1993 vs. CGY (Kings 1, CGY 3), 1980 vs. NYI (Kings 2, NYI 2)
Most Overtime Games	4	1991 vs. EDM (Kings were 1-3)
Most Overtime Games, Home	3	2014 vs. NYR (Kings were 3-0)
Most Overtime Games, Road	2	5x's, Last: 2014 vs. CHI (Kings were 1-1)
Most Penalty Minutes	193	1988 vs. CGY
Most Penalty Minutes, Opponent	180	1988 vs. CGY
Most Penalty Minutes, Both Teams	373	1988 vs. CGY
Most Penalties	68	1988 vs. CGY
Most Penalties, Opponent	69	1988 vs. CGY
Most Penalties, Both Teams	137	1988 vs. CGY

KINGS ALL-TIME PLAYOFF RECORDS – TEAM

GAME

Most Goals	12	4/10/90 vs. CGY (Kings 12, CGY 4)
Most Goals, Home	12	4/10/90 vs. CGY (Kings 12, CGY 4)
Most Goals, Road	10	4/7/82 at EDM (Kings 10, EDM 8)
Most Goals Against	13	4/9/87 at EDM (Kings 3, EDM 13) – NHL Record
Most Goals Against, Home	9	4/18/68 vs. MIN (Kings 4, MIN 9)
Most Goals Against, Road	13	4/9/87 at EDM (Kings 3, EDM 13) – NHL Record
Most Goals, Both Teams	18	4/7/82 at EDM (Kings 10, EDM 8) – NHL Record
Most Goals, Both Teams, Home	16	4/10/90 vs. CGY (Kings 12, CGY 4)
Most Goals, Both Teams, Road	18	4/7/82 at EDM (Kings 10, EDM 8) – NHL Record
Most PPG	4	2x's, Last: 5/27/93 vs. TOR (Kings 4-for-5)
Most PPG, Home	4	5/27/93 vs. TOR (Kings 4-for-5)
Most PPG, Road	4	4/7/82 at EDM (Kings 4-for-6)
Most PPG Against	5	4/9/87 at EDM (Oilers 5-for-7)
Most PPG Against, Home	4	4/27/98 vs. STL (Blues 4-for-12)
Most PPG Against, Road	5	4/9/87 at EDM (Oilers 5-for-7)
Most PPG, Both Teams	7	4/9/87 at EDM (Kings 2-for-3, Oilers 5-for-7)
Most PPG, Both Teams, Home	6	4/20/92 vs. EDM (Kings 3-for-8, Oilers 3-for-6)
Most PPG, Both Teams, Road	7	4/9/87 at EDM (Kings 2-for-3, Oilers 5-for-7)
Most Power Play Chances	13	4/9/88 vs. CGY (Kings 3-for-13)
Most Power Play Chances Against	12	4/27/98 vs. STL (Blues 4-for-12)
Most Short-Handed Goals	2	4/13/12 at VAN (Dustin Brown twice), 5/21/93 vs. TOR (Jari Kurri and Dave Taylor), 4/9/80 at NYI (Mike Murphy and Andre St. Laurent)
Most Short-Handed Goals Against	2	4/6/90 at CGY (Joe Mullen and Dana Murzyn), 4/10/82 vs. EDM (Wayne Gretzky and Lee Fogolin), 4/8/80 at NYI (Bryan Trottier twice)
Most Shots, Regulation Game	50	5/13/93 vs. VAN (Kings 5, VAN 3)
Most Shots, Overtime Game	52	4/10/82 vs. EDM (Kings 6, EDM 5 OT)
Most Shots Against, Regulation Game	52	2x's, Last: 4/23/11 at SJS (Kings 3, SJS 1)
Most Shots Against, Overtime Game	56	4/13/18 at VGK (Kings 1, VGK 2 2OT)
Fewest Shots	14	4/9/87 at EDM (Kings 3, EDM 13)
Fewest Shots Against	10	4/13/74 vs. CHI (Kings 0, CHI 1)
Most Penalties	28	4/9/81 vs. NYR
Most Penalties, Opponent	31	4/9/81 vs. NYR
Most Penalties, Both Teams	59	4/9/81 vs. NYR
Most Penalty Minutes	125	4/9/81 vs. NYR
Most Penalty Minutes, Opponent	142	4/9/81 vs. NYR
Most Penalty Minutes, Both Teams	267	4/9/81 vs. NYR
Fewest Penalties	1	4x's, Last: 4/19/23 at EDM
Fewest Penalties, Opponent	0	4/21/01 at DET
Fewest Penalties, Both Teams	2	2x's, Last: 5/10/13 vs. STL
Fewest Penalty Minutes	2	4x's, Last: 4/19/23 at EDM
Fewest Penalty Minutes, Opponent	0	4/21/01 at DET
Fewest Penalty Minutes Against, Both Teams	4	2x's, Last: 5/10/13 vs. STL

KINGS ALL-TIME PLAYOFF RECORDS – TEAM

PERIOD

Most Goals	5	5x's, Last: 5/21/14 vs. CHI (3rd Period)
Most Goals Against	6	4/9/87 at EDM (1st Period)
Most Goals, Both Teams	9	4/10/90 vs. CGY (2nd Period) – Kings 5 goals, Flames 4 goals – Tied NHL Record
Most PPG	3	6/11/12 vs. NJD (1st Period), Dustin Brown, Jeff Carter and Trevor Lewis 5/27/93 vs. TOR (2nd Period), Marty McSorley, Darryl Sydor and Luc Robitaille
Most PPG Against	4	4/27/98 vs. STL (3rd Period), Pascal Rheaume, Brett Hull, Pierre Turgeon and Terry Yake
Most Short-Handed Goals	2	4/9/80 at NYI (1st Period), Mike Murphy and Andre St. Laurent – Tied NHL Record
Most Short-Handed Goals Against	2	4/8/80 at NYI (2nd Period), Bryan Trottier twice – Tied NHL Record
Most Shots	21	3x's, Last: 4/15/00 vs. DET (1st Period), Chris Osgood
Most Shots Against	23	2x's, Last: 4/22/14 vs. SJS (3rd Period), Jonathan Quick
Fewest Shots	1	2x's, Last: 4/22/02 vs. COL (3rd Period)
Fewest Shots Against	0	5/10/14 vs. ANA (2nd Period)
Most Penalties	19	4/9/81 vs. NYR (1st Period)
Most Penalties, Opponent	24	4/9/81 vs. NYR (1st Period) – NHL Record
Most Penalties, Both Teams	43	4/9/81 vs. NYR (1st Period) – NHL Record
Most Penalty Minutes	104	4/9/81 vs. NYR (1st Period)
Most Penalty Minutes, Opponent	125	4/9/81 vs. NYR (1st Period) – NHL Record
Most Penalty Minutes, Both Teams	229	4/9/81 vs. NYR (1st Period)w

KINGS ALL-TIME PLAYOFF POWER PLAY & PENALTY KILLING

SEASON	OPPONENT	PP	PCT	PK	PCT	SHGF	SHGA
1968	Minnesota	5-21	23.8%	23-27	85.2%	0	1
1969	Oakland	4-21	19.0%	28-33	84.8%	1	1
	St. Louis	2-19	10.5%	16-19	84.2%	1	0
	TOTAL	6-40	15.0%	44-52	84.6%	2	1
1974	Chicago	2-19	10.5%	14-15	93.3%	0	0
1975	Toronto	2-8	25.0%	9-9	100.0%	0	0
1976	Atlanta	0-6	0.0%	8-8	100.0%	0	0
	Boston	5-36	13.9%	19-30	63.3%	0	2
	TOTAL	5-42	11.9%	27-38	71.1%	0	2
1977	Atlanta	3-14	21.4%	9-11	81.8%	0	1
	Boston	9-26	34.6%	14-19	73.7%	0	1
	TOTAL	12-40	30.0%	23-30	76.7%	0	2
1978	Toronto	0-10	0.0%	6-8	75.0%	0	0
1979	NY Rangers	2-10	20.0%	5-8	62.5%	0	0
1980	NY Islanders	1-16	6.3%	12-15	80.0%	2	2
1981	NY Rangers	5-15	33.3%	12-15	80.0%	1	0
1982	Edmonton	8-26	30.8%	15-19	78.9%	0	3
	Vancouver	5-19	26.3%	11-13	84.6%	0	0
	TOTAL	13-45	28.9%	26-32	81.3%	0	3
1985	Edmonton	1-16	6.3%	10-10	100.0%	0	1
1987	Edmonton	5-20	25.0%	15-23	65.2%	0	1
1988	Calgary	8-38	21.1%	26-34	76.5%	0	3
1989	Edmonton	11-36	30.6%	26-32	81.3%	1	1
	Calgary	4-18	22.2%	20-25	80.0%	0	1
	TOTAL	15-54	27.8%	46-57	80.7%	1	2
1990	Calgary	10-46	21.7%	31-33	93.9%	1	2
	Edmonton	1-19	5.3%	11-16	68.8%	1	1
	TOTAL	11-65	16.9%	42-49	85.7%	2	3
1991	Vancouver	5-24	20.8%	18-23	78.3%	0	1
	Edmonton	7-29	24.1%	30-33	90.9%	1	0
	TOTAL	12-53	22.6%	48-56	85.7%	1	1
1992	Edmonton	6-34	17.6%	23-33	69.7%	0	0
1993	Calgary	5-40	12.5%	31-40	77.5%	1	3
	Vancouver	6-33	18.2%	19-27	70.4%	1	0
	Toronto	8-34	23.5%	32-37	86.5%	3	0
	Montreal	3-26	11.5%	18-22	81.8%	1	0
	TOTAL	22-133	16.5%	100-126	79.4%	6	3
1998	St. Louis	1-29	3.4%	28-36	77.8%	0	0
2000	Detroit	0-23	0.0%	16-23	69.6%	0	0
2001	Detroit	3-20	14.3%	18-27	66.7%	0	0
	Colorado	3-30	10.0%	31-36	86.1%	0	0
	TOTAL	6-50	12.0%	49-63	77.8%	0	0
2002	Colorado	1-17	5.9%	24-26	92.3%	0	0
2010	Vancouver	10-26	38.5%	18-24	75.0%	0	0
2011	San Jose	5-24	20.8%	21-23	91.3%	0	0
2012	Vancouver	3-26	11.5%	18-21	85.7%	2	0
	St. Louis	1-21	4.8%	17-17	100.0%	2	0
	Phoenix	2-27	7.4%	17-19	89.5%	1	0
	New Jersey	6-20	30.0%	18-19	94.7%	0	0
	TOTAL	12-94	12.8%	70-76	92.1%	5	0
2013	St. Louis	2-15	13.3%	15-17	88.2%	0	1
	San Jose	5-20	25.0%	22-26	84.6%	0	0
	Chicago	2-17	11.8%	13-14	92.9%	1	0
	TOTAL	9-52	17.3%	50-57	87.7%	1	1
2014	San Jose	6-24	25.0%	28-32	87.5%	0	0
	Anaheim	5-24	20.8%	19-24	79.2%	0	0
	Chicago	6-19	31.6%	18-24	75.0%	0	1
	NY Rangers	3-18	16.7%	20-22	90.9%	0	2
	TOTAL	20-85	23.5%	85-102	83.3%	0	3
2016	San Jose	3-14	21.4%	5-21	23.8%	1	0
2018	Vegas	1-13	7.7%	11-12	91.7%	0	0
2022	Edmonton	3-24	12.5%	7-19	63.2%	0	2
2023	Edmonton	7-21	33.3%	7-16	43.8%	1	0

KINGS ALL-TIME PLAYOFF SCORING

PLAYER		POS	GP	G	A	PTS	PIM	PPG	SHG	PLAYER		POS	GP	G	A	PTS	PIM	PPG	SHG
1	Wayne Gretzky	C	60	29	65	94	8	8	2	82	Ryan Smyth	L	12	3	4	7	6	0	0
2	Luc Robitaille	L	94	41	48	89	126	14	0	83	Charlie Huddy	D	29	2	5	7	22	0	0
3	Anze Kopitar	C	92	24	53	77	41	6	2	84	Tom Laidlaw	D	21	2	5	7	12	0	0
4	Dave Taylor	R	92	26	33	59	149	10	2	85	Corey Miller	C	29	2	5	7	18	0	0
5	Justin Williams	R	73	22	32	54	59	5	0	86	Viktor Arvidsson	R	6	1	6	7	2	0	0
6	Drew Doughty	D	90	16	38	54	70	6	0	87	Brian Benning	D	19	0	7	7	12	0	0
7	Jeff Carter	C	73	26	27	53	28	10	0	88	Dave Lewis	D	18	0	7	7	42	0	0
8	Dustin Brown	R	92	19	30	49	84	6	2	89	Doug Smith	C	13	4	2	6	15	1	0
9	Tomas Sandstrom	R	50	17	28	45	53	5	0	90	Jason Allison	C	7	3	3	6	4	0	0
10	Marcel Dionne	C	43	20	23	43	15	10	0	91	Wayne Simmonds	R	12	3	3	6	29	0	0
11	Steve Duchesne	D	43	13	26	39	44	6	0	92	Real Lemieux	L	18	2	4	6	10	1	0
12	Bernie Nicholls	C	34	16	21	37	61	5	0	93	Dean Hopkins	R	18	1	5	6	29	0	0
13	Tony Granato	R	52	13	24	37	100	3	1	94	Vic Venasky	C	21	1	5	6	12	1	0
14	Mike Richards	C	61	10	27	37	42	3	0	95	Kevin Fiala	L	3	1	5	6	4	1	0
15	Mike Murphy	R	45	11	20	31	48	4	1	96	Rob Scuderi	D	55	0	6	6	12	0	0
16	Dwight King	L	69	10	15	25	37	0	1	97	Steve Bozek	L	10	4	1	5	6	2	0
17	Slava Voynov	D	64	9	16	25	20	1	0	98	Gary Croteau	R	11	3	2	5	8	1	0
18	Rob Blake	D	57	8	16	24	98	3	1	99	Dave Williams	L	8	3	2	5	34	0	0
19	Marian Gaborik	R	30	14	9	23	8	3	0	100	Miller, Jay	LW	34	2	3	5	102	0	0
20	Mike Donnelly	L	42	12	11	23	24	0	0	101	Carl Grundstrom	R	12	3	2	5	4	0	0
21	Trevor Lewis	C	79	11	12	23	20	3	1	102	Mike Corrigan	L	15	2	3	5	20	0	0
22	Ryder Toffoli	R	47	9	12	21	12	1	0	103	Bobby Carpenter	C	10	2	3	5	2	0	0
23	Todd Elik	L	22	5	16	21	16	1	0	104	Nelson Emerson	R	19	2	3	5	6	0	0
24	Jimmy Carson	C	28	11	9	20	12	3	0	105	Gord Labossiere	C	7	2	3	5	24	0	0
25	Jari Kurri	R	28	10	10	20	16	3	2	106	Jay Miller	L	34	2	3	5	102	0	0
26	Jake Muzzin	D	50	7	13	20	18	3	0	107	Ian Laperriere	R	28	2	3	5	29	0	0
27	Ziggy Palffy	R	24	9	10	19	8	0	0	108	Eric Belanger	C	20	1	4	5	6	0	0
28	Butch Goring	C	30	9	9	18	6	4	0	109	Dale Rolfe	D	17	0	5	5	22	0	0
29	Dustin Penner	L	44	7	11	18	44	0	0	110	Dean Kennedy	D	20	0	5	5	28	0	0
30	Steve Kasper	C	31	6	12	18	20	0	1	111	John McIntyre	C	18	0	5	5	36	0	0
31	Marty McSorley	D	63	6	11	17	190	3	0	112	Bob Nevin	R	17	3	1	4	6	0	0
32	Jarret Stoll	C	69	6	10	16	44	3	0	113	Freddy Modin	L	6	3	1	4	2	2	0
33	Alec Martinez	D	64	6	10	16	30	2	0	114	Gary Shuchuk	C	17	2	2	4	12	0	0
34	Tom Williams	L	29	8	7	15	4	2	0	115	Troy Stecher	D	4	2	2	4	0	0	0
35	Mark Hardy	D	41	5	10	15	64	1	0	116	Gabriel Vilardi	C	7	2	2	4	0	0	0
36	Tanner Pearson	L	34	5	10	15	10	0	0	117	Sean Durzi	D	13	2	4	4	8	1	0
37	Jozef Stempel	L	21	4	11	15	20	2	0	118	Brent Hughes	D	18	1	3	4	47	0	0
38	Kyle Clifford	L	55	4	11	15	62	0	0	119	Alex Frolov	L	6	1	3	4	0	0	0
39	Charlie Simmer	L	15	7	7	14	24	2	0	120	Colin Fraser	C	34	1	3	4	14	0	0
40	Adrian Kempe	R	17	7	7	14	4	2	0	121	Matt Roy	D	13	1	3	4	0	0	0
41	Warren Rychel	L	23	6	7	13	39	0	0	122	Quinton Byfield	C	8	1	3	4	6	0	0
42	Daryl Evans	R	10	5	8	13	12	1	0	123	Bryan Campbell	C	6	2	1	3	0	0	1
43	Larry Murphy	D	14	5	8	13	14	2	0	124	Bob Bourne	C	10	2	1	3	0	0	0
44	Matt Greene	D	61	2	11	13	48	0	1	125	Paul Fenton	L	5	2	1	3	2	1	0
45	Lowell MacDonald	L	15	5	7	12	2	1	1	126	Billy Harris	R	8	2	1	3	2	0	0
46	Jim Fox	R	22	4	8	12	0	1	0	127	Jim Wiemer	D	10	2	1	3	19	0	0
47	Jay Wells	D	31	3	9	12	110	1	0	128	Sean O'Donnell	D	14	2	1	3	44	0	0
48	Alexei Zhitnik	D	24	3	9	12	26	2	0	129	Dave Amadio	D	16	1	2	3	18	0	0
49	Bob Murdoch	D	28	2	10	12	40	1	0	130	Dale Degray	D	8	1	2	3	12	1	0
50	Jack Johnson	D	12	1	11	12	6	1	0	131	Billy Inglis	C	11	1	2	3	4	0	0
51	Chris Kontos	C	20	11	0	11	12	7	0	132	Juha Widing	C	8	1	2	3	2	0	0
52	Eddie Joyal	C	18	7	4	11	2	4	0	133	Rob Palmer	D	8	1	2	3	6	0	0
53	Darryl Sydor	D	24	3	8	11	16	2	0	134	Jaroslav Modry	D	19	1	2	3	6	1	0
54	Pat Conacher	L	24	6	4	10	6	0	0	135	Yanic Perreault	C	4	1	2	3	6	1	0
55	Ted Irvine	L	17	6	4	10	9	1	0	136	Larry Brown	D	24	0	3	3	10	0	0
56	Phillip Danault	C	13	5	5	10	14	2	1	137	Rick Chartraw	D	14	0	3	3	21	0	0
57	Bill Flett	R	18	4	6	10	19	1	0	138	Jerry Korab	D	17	0	3	3	70	0	0
58	Adam Deadmarsh	R	17	4	6	10	6	0	0	139	Bob Wall	D	15	0	3	3	0	0	0
59	Howie Menard	C	18	3	7	10	36	1	0	140	Tim Watters	D	50	0	3	3	62	0	0
60	Larry Robinson	D	24	3	7	10	25	0	0	141	Aki Berg	D	6	0	3	3	2	0	0
61	Mathieu Schneider	D	20	0	10	10	28	0	0	142	Robyn Regehr	D	26	0	3	3	13	0	0
62	Glen Murray	R	21	6	3	9	12	1	0	143	Milan Lucic	L	5	0	3	3	4	0	0
63	Alex Iafallo	L	16	5	4	9	10	1	0	144	Mike Allison	R	16	2	0	2	28	0	1
64	Brad Richardson	R	36	4	5	9	8	0	0	145	Howie Hughes	R	14	2	0	2	2	1	0
65	Bill White	D	18	3	6	9	12	0	0	146	Syl Apps Jr.	C	4	1	1	2	0	1	0
66	John Tonelli	L	28	3	6	9	26	1	0	147	Larry Cahan	D	11	1	1	2	22	0	0
67	Willie Mitchell	D	44	3	6	9	40	2	0	148	Steve Carlson	C	4	1	1	2	7	0	0
68	Mike Krushelnyski	C	21	2	7	9	16	1	0	149	Darryl Edstrand	D	4	1	1	2	10	0	0
69	Don Kozak	R	26	6	2	8	69	1	0	150	Bryan Erickson	C	3	1	1	2	0	0	0
70	Gene Carr	R	17	4	4	8	45	1	0	151	Garry Galley	D	11	1	1	2	4	0	0
71	Bob Kudelski	R	22	4	4	8	4	0	0	152	Brad Jones	L	8	1	1	2	2	0	0
72	Bryan Smolinski	C	24	3	5	8	18	1	0	153	John Paul Kelly	L	18	1	1	2	41	1	0
73	Trevor Moore	L	13	3	5	8	16	1	0	154	Frank St. Marseille	R	26	1	1	2	2	0	0
74	Bob Berry	L	26	2	6	8	6	0	0	155	Dave Schultz	L	9	1	1	2	45	1	0
75	Dave Hutchinson	D	20	1	7	8	68	0	0	156	Andre St. Laurent	C	7	1	1	2	9	0	1
76	Paul Coffey	D	6	4	3	7	2	3	0	157	Vincent Lecavalier	C	5	1	1	2	2	1	0
77	Glenn Goldup	R	16	4	3	7	22	0	0	158	Brad Chartrand	R	11	1	1	2	8	0	0
78	Doug Robinson	L	7	4	3	7	0	0	0	159	Mikko Eloranta	L	7	1	1	2	2	0	0
79	Michal Handzus	C	12	4	3	7	4	3	0	160	Kris Versteeg	R	5	1	1	2	0	0	0
80	Dan Bonar	C	14	3	4	7	22	0	1	161	Luke Schenn	D	5	1	1	2	6	0	0
81	Gary Sargent	D	11	3	4	7	6	2	0	162	Jordan Nolan	C	30	1	1	2	27	0	0

KINGS ALL-TIME PLAYOFF SCORING

PLAYER	POS	GP	G	A	PTS	PIM	PPG	SHG	PLAYER	POS	GP	G	A	PTS	PIM	PPG	SHG
163 Rod Buskas	D	2	0	2	2	22	0	0	244 Dan Maloney	L	8	0	0	0	4	0	0
164 Terry Gray	R	7	0	2	2	10	0	0	245 Randy Manery	D	4	0	0	0	8	0	0
165 Sheldon Kannegiesser	D	17	0	2	2	8	0	0	246 Richard Martin	L	1	0	0	0	0	0	0
166 Danny Grant	L	2	0	2	2	2	0	0	247 Hartland Monahan	R	2	0	0	0	0	0	0
167 Jimmy Peters	C	11	0	2	2	4	0	0	248 Richard Mulhern	D	1	0	0	0	0	0	0
168 Steve Jensen	L	10	0	2	2	9	0	0	249 Joe Paterson	L	2	0	0	0	0	0	0
169 Neil Komadoski	D	23	0	2	2	47	0	0	250 Lyle Phair	D	1	0	0	0	0	0	0
170 Don Luce	C	4	0	2	2	2	0	0	252 Larry Playfair	D	3	0	0	0	14	0	0
171 Terry Ruskowski	C	3	0	2	2	0	0	0	253 Marc Potvin	R	1	0	0	0	0	0	0
172 Phil Sykes	L	15	0	2	2	20	0	0	254 Petr Prajzler	D	4	0	0	0	0	0	0
173 Bert Wilson	L	20	0	2	2	42	0	0	255 Brad Selwood	D	1	0	0	0	0	0	0
174 Philippe Boucher	D	18	0	2	2	4	0	0	256 Steve Shutt	L	3	0	0	0	4	0	0
175 Mattias Norstrom	D	28	0	2	2	30	0	0	257 Jim Thomson	R	1	0	0	0	0	0	0
176 Alexander Edler	D	11	0	2	2	18	0	0	258 Brock Tredway	R	1	0	0	0	0	0	0
177 Kevin Westgarth	R	6	0	2	2	14	0	0	259 Murray Wilson	L	1	0	0	0	0	0	0
178 Mikey Anderson	D	13	0	2	2	6	0	0	260 Dan Bylsma	L	5	0	0	0	0	0	0
179 Kelly Buchberger	R	19	1	0	1	13	0	0	261 Steve Heinze	R	4	0	0	0	2	0	0
180 Keith Crowder	R	7	1	0	1	9	0	0	262 Lonnie Loach	L	1	0	0	0	0	0	0
181 Skip Krake	C	6	1	0	1	15	0	0	263 Brent Thompson	D	4	0	0	0	4	0	0
182 Poul Popiel	D	3	1	0	1	4	0	0	264 Doug Zmolek	D	2	0	0	0	2	0	0
183 Pete Stelmowski	C	2	1	0	1	2	0	0	265 Peter Ahola	D	6	0	0	0	2	0	0
184 Craig Redmond	D	3	1	0	1	2	0	0	266 Nathan LaFayette	C	4	0	0	0	2	0	0
185 Greg Terrion	C	3	1	0	1	4	1	0	267 Marko Tuomainen	R	1	0	0	0	0	0	0
186 John Thomas	R	12	1	0	1	4	1	0	268 Matt Johnson	L	4	0	0	0	6	0	0
187 Alexei Ponikarovsky	L	4	1	0	1	0	0	0	269 Steve Kelly	C	9	0	0	0	2	0	0
188 Andreas Athanasiou	C	6	1	0	1	4	0	0	270 Simon Gagne	L	4	0	0	0	2	0	0
189 Paul LaDue	D	2	1	0	1	0	1	0	271 Jeff Halpern	C	6	0	0	0	4	0	0
190 Brendan Lemieux	L	7	1	0	1	18	0	0	272 Jason Blake	L	3	0	0	0	0	0	0
191 Ken Baumgartner	L	10	0	1	1	36	0	0	273 Andreas Lilja	D	6	0	0	0	6	0	0
192 Mike Corbett	R	2	0	1	1	2	0	0	274 Raitis Ivanans	L	1	0	0	0	0	0	0
193 Doug Crossman	D	2	0	1	1	2	0	0	275 Jaroslav Bednar	C	3	0	0	0	0	0	0
194 Ray Ferraro	C	3	0	1	1	2	0	0	276 Nate Thompson	C	4	0	0	0	0	0	0
195 Paul Guay	R	6	0	1	1	8	0	0	277 Randy Jones	D	4	0	0	0	2	0	0
196 Bob Halkidis	D	11	0	1	1	8	0	0	278 Jeff Schultz	D	7	0	0	0	0	0	0
197 Randy Rota	C	5	0	1	1	0	0	0	279 Torrey Mitchell	C	4	0	0	0	0	0	0
198 Craig Laughlin	R	3	0	1	1	2	0	0	280 Scott Parse	L	6	0	0	0	0	0	0
199 Barry Long	D	5	0	1	1	18	0	0	281 Rich Clune	L	4	0	0	0	5	0	0
200 Brian MacLellan	L	3	0	1	1	0	0	0	282 Peter Harrold	D	2	0	0	0	0	0	0
201 Sean McKenna	R	5	0	1	1	0	0	0	283 Jamie McBain	D	4	0	0	0	2	0	0
202 Bob Miller	C	2	0	1	1	0	0	0	284 Oscar Moller	R	1	0	0	0	0	0	0
203 Cliff Ronning	C	4	0	1	1	2	0	0	285 Keaton Ellerby	D	5	0	0	0	0	0	0
204 Ilkka Sinisalo	R	2	0	1	1	0	0	0	286 Andrei Loktionov	C	2	0	0	0	0	0	0
205 Kyosti Karjalainen	L	3	0	1	1	2	0	0	287 Brayden McNabb	D	5	0	0	0	2	0	0
206 Aaron Miller	D	20	0	1	1	6	0	0	288 Kevin Gravel	D	1	0	0	0	0	0	0
207 Jan Vopat	D	2	0	1	1	2	0	0	289 Tobias Rieder	L	4	0	0	0	0	0	0
208 Jere Karalahti	D	17	0	1	1	20	0	0	290 Andy Andreoff	C	1	0	0	0	0	0	0
209 Vladimir Tsyplakov	L	4	0	1	1	8	0	0	291 Nicholas Shore	C	1	0	0	0	0	0	0
210 Steve McKenna	L	3	0	1	1	8	0	0	292 Olli Maatta	D	7	0	0	0	0	0	0
211 Lubomir Visnovsky	D	12	0	1	1	0	0	0	293 Christian Folin	D	4	0	0	0	0	0	0
212 Dion Phaneuf	D	4	0	1	1	4	0	0	294 Zack MacEwen	C	1	0	0	0	2	0	0
213 Michael Amadio	R	1	0	1	1	0	0	0	295 Jaret Anderson-Dolan	C	4	0	0	0	0	0	0
214 Vladislav Gavrikov	D	6	0	1	1	0	0	0	296 Sean Walker	D	2	0	0	0	0	0	0
215 Oscar Fantenberg	D	4	0	1	1	2	0	0	297 Rasmus Kupari	C	11	0	0	0	2	0	0
216 Blake Lizotte	C	10	0	1	1	18	0	0	298 Arthur Kaliyev	R	9	0	0	0	2	0	0
217 Ron Anderson	R	4	0	0	0	2	0	0	299 Jordan Spence	D	3	0	0	0	0	0	0
218 Scott Bjurgstad	L	4	0	0	0	2	0	0									
219 Ab Demarco Jr.	D	10	0	0	0	13	0	0									
220 Steve Clippingdale	L	1	0	0	0	0	0	0									
221 Bob Corkum	C	4	0	0	0	0	0	0									
222 Russ Courttnall	R	4	0	0	0	2	0	0									
223 Ron Duguay	C	13	0	0	0	6	0	0									
224 Anders Hakansson	L	3	0	0	0	0	0	0									
225 Brian Engblom	D	3	0	0	0	2	0	0									
226 John English	D	1	0	0	0	0	0	0									
227 Eric Germain	D	1	0	0	0	4	0	0									
228 Barry Gibbs	D	1	0	0	0	0	0	0									
229 Jacques Lemieux	D	1	0	0	0	0	0	0									
230 Stu Grimson	L	5	0	0	0	4	0	0									
231 Doug Halward	D	2	0	0	0	14	0	0									
232 Ken Hammond	D	5	0	0	0	8	0	0									
233 Rick Hampton	D	2	0	0	0	0	0	0									
234 Terry Harper	D	8	0	0	0	18	0	0									
235 Mark Heaslip	R	2	0	0	0	2	0	0									
236 Randy Holt	D	2	0	0	0	4	0	0									
237 Don Howse	L	2	0	0	0	0	0	0									
238 Grant Ledyard	D	5	0	0	0	10	0	0									
239 Bill Lesuk	R	2	0	0	0	4	0	0									
240 Igor Liba	L	2	0	0	0	2	0	0									
241 Morris Lukowich	L	3	0	0	0	8	0	0									
242 Brian Smith	L	7	0	0	0	0	0	0									
243 Mikko Makela	R	1	0	0	0	0	0	0									

*Appeared only in Kings postseason games

KINGS ALL-TIME PLAYOFF GOALTENDING

	GOALIE	GP	MIN	W-L	GA	SO	SA	S%	GAA	G	A	PIM
1	Quick, Jonathan	92	5,635	49-43	217	10	2,731	.921	2.31	0	1	18
2	Hrudey, Kelly	57	3,519	26-30	207	0	1,773	.883	3.53	0	1	4
3	Vachon, Rogie	25	1,511	9-16	78	1	711	.890	3.10	0	0	2
4	Potvin, Felix	20	1,229	10-10	48	3	562	.915	2.34	0	0	4
5	Lessard, Mario	20	1,131	6-12	84	0	624	.865	4.45	0	2	2
6	Desjardins, Gerry	9	431	3-4	28	0	202	.861	3.90	0	1	0
7	Rutledge, Wayne	8	377	2-5	20	0	186	.892	3.18	0	0	4
8	Healy, Glenn	7	335	1-4	26	0	186	.860	4.66	0	0	6
9	Fiset, Stephane	7	293	0-5	17	0	159	.893	3.48	0	0	0
10	Korpisalo, Joonas	6	350	2-4	22	0	203	.892	3.77	0	0	0
11	Melanson, Roland	6	318	1-5	33	0	203	.837	6.23	0	0	4
12	Sawchuk, Terry	5	280	2-2	18	1	139	.871	3.86	0	0	0
13	Storr, Jamie	5	181	0-3	11	0	102	.892	3.65	0	0	0
14	Stauber, Robb	4	240	3-1	16	0	157	.898	4.00	0	0	0
15	Janecyk, Bob	3	183	0-3	10	0	100	.900	3.28	0	0	0
16	Edwards, Gary	3	180	2-1	10	0	93	.892	3.33	0	0	0
17	Keans, Doug	3	71	0-2	8	0	25	.680	6.80	0	0	0
18	Gosselin, Mario	3	62	0-2	3	0	22	.864	2.90	0	0	0
19	Jones, Martin	2	56	0-0	0	0	7	1.000	0.00	0	0	0
20	Copley, Phoenix	1	28	0-0	2	0	8	.750	4.26	0	0	0
21	Eliot, Darren	1	40	0-0	7	0	29	.759	10.50	0	0	0
22	Petersen, Cal	1	32	0-0	4	0	20	.800	7.45	0	0	0
23	Scott, Ron	1	32	0-0	4	0	10	.600	7.45	0	0	0
24	Bernier, Jonathan	1	30	0-0	0	0	9	1.000	0.00	0	0	0
25	Rutherford, Jim	1	20	0-0	2	0	8	.750	6.00	0	0	0
26	Simmons, Gary	1	20	0-0	1	0	7	.857	3.00	0	0	0
27	Ersberg, Erik	1	13	0-0	2	0	4	.500	9.23	0	0	0

KINGS ALL-TIME HIGHEST PLAYOFF SCORING GAMES (FOR AND AGAINST)

GOALS FOR KINGS

13-GOALS

None

12-GOALS

4/10/90, KINGS 12 vs. Calgary 4

11-GOALS

None

10-GOALS

4/7/82, KINGS 10 at Edmonton 8

9-GOALS

4/29/93, KINGS 9 vs. Calgary 6

4/27/93, KINGS 9 at Calgary 4

8-GOALS

4/20/92, KINGS 8 vs. Edmonton 5

7-GOALS

5/7/93, KINGS 7 vs. Vancouver 4

4/12/91, KINGS 7 vs. Vancouver 4

4/13/82, KINGS 7 at Edmonton 4

4/17/77, KINGS 7 vs. Boston 4

GOALS FOR OPPONENTS

13-GOALS

4/9/87, Kings 3 at Edmonton 13

12-GOALS

None

11-GOALS

None

10-GOALS

4/1/81, Kings 3 at NY Rangers 10

9-GOALS

4/21/93, Kings 4 at Calgary 9

4/6/88, Kings 2 at Calgary 9

4/18/68, Kings 4 vs. Minnesota 9

8-GOALS

5/6/22, Kings 2 at Edmonton 8

4/15/00, Kings 5 at Detroit 8

4/23/98, Kings 3 at St. Louis 8

4/6/90, Kings 5 at Calgary 8

4/20/84, Kings 3 at Calgary 8

4/7/82, KINGS 10 at Edmonton 8

4/8/80, Kings 1 at NY Islanders 8

4/11/77, Kings 3 at Boston 8

7-GOALS

4/20/14, Kings 2 at San Jose 7

4/23/10, Kings 2 at Vancouver 7

5/9/93, Kings 2 vs. Vancouver 7

4/18/90, Kings 0 at Edmonton 7

4/10/88, Kings 3 vs. Calgary 7

4/10/79, Kings 1 vs. NY Rangers 7

4/11/78, Kings 3 at Toronto 7

4/15/77, Kings 6 vs. Boston 7

4/20/76, Kings 1 at Boston 7

4/9/68, Kings 5 at Minnesota 7

KINGS PLAYOFF SCENARIOS

GAME #	RECORD	IF WIN, HAVE WON SERIES...	IF LOSE, HAVE WON SERIES...
1	17-25	10 of 17 Times	8 of 25 Times
2	18-24	12 of 18 Times	6 of 24 Times
3	18-24	11 of 18 Times	7 of 24 Times
4	13-29	9 of 13 Times	9 of 29 Times
5	18-17	11 of 18 Times	6 of 17 Times
6	15-10	12 of 15 Times	2 of 10 Times
7	7-5	7 of 7 Times	0 of 5 Times

WHEN THE KINGS...

Lead Series 1-0
Lead Series 2-0
Lead Series 2-1
Lead Series 3-0
Lead Series 3-1
Lead Series 3-2
Trail Series 0-1
Trail Series 0-2
Trail Series 1-2
Trail Series 0-3
Trail Series 1-3
Trail Series 2-3
Tied In Series 1-1
Tied In Series 2-2
Tied In Series 3-3

SERIES RECORD...

10-7
7-1
6-4
5-0
6-0
9-2
8-17
3-12
6-12
1-8
2-12
5-8
8-10
9-6
7-5

THE KINGS HAVE...

Won Series 4-0: 1 Time
Won Series 4-1: 3 Times
Won Series 4-2: 7 Times
Won Series 4-3: 7 Times
Lost Series 0-4: 6 Times
Lost Series 1-4: 7 Times
Lost Series 2-4: 6 Times
Lost Series 3-4: 5 Times

(NOTE: THE TABLE ABOVE INCLUDES BEST-OF-SEVEN SERIES ONLY)

IN THE BEST OF A...

	SERIES W	SERIES L
3-Game Series	2	3
5-Game Series	1	3
7-Game Series	18	24
TOTALS	21	30

HOME-ICE ADVANTAGE

	SERIES W	SERIES L
Kings with Home-Ice Adv. (3-Game Series)	2	2
Opponent with Home-Ice Adv. (3-Game Series)	0	1
Kings with Home-Ice Adv. (5-Game Series)	0	1
Opponent with Home-Ice Adv. (5-Game Series)	1	2
Kings with Home-Ice Adv. (7-Game Series)	4	4
Opponent with Home-Ice Adv. (7-Game Series)	14	19
TOTALS	21	29

ELIMINATION GAMES

	W	L
Kings Record When Facing Elimination	22	23
Kings Record With A Chance To Clinch A Series	18	15

(NOTE: GAME SEVEN COUNT BOTH AS FACING ELIMINATION AND FACING CLINCHING SERIES)

LAST TIME...

Last time had home ice:	2016 First Round vs. San Jose, lost series 1-4	
Last time started series on the road:	2023 First Round at Edmonton, lost series 2-4	
Last time Game Seven at home:	2013 vs. San Jose, won 2-1	HOME RECORD: 2-1
Last time Game Seven on the road:	2022 at Edmonton, lost 2-0	ROAD RECORD: 5-4

KINGS ALL-TIME PLAYOFF HISTORY

1968

QUARTERFINALS (Best-of-seven)

April 4	KINGS 2	vs. Minnesota	1	1-0
April 6	KINGS 2	vs. Minnesota	0	2-0
April 9	Kings 5	at Minnesota	7	2-1
April 11	Kings 2	at Minnesota	3	2-2
April 13	KINGS 3	vs. Minnesota	2	3-2
April 16	Kings 3	at Minnesota	4 (OT)	3-3
April 18	Kings 4	vs. Minnesota	9	3-4

1969

QUARTERFINALS (Best-of-seven)

April 2	KINGS 5	at Oakland	4 (OT)	1-0
April 3	Kings 2	at Oakland	4	1-1
April 5	Kings 2	vs. Oakland	5	1-2
April 6	KINGS 4	vs. Oakland	2	2-2
April 9	Kings 1	at Oakland	4	2-3
April 10	KINGS 4	vs. Oakland	3	3-3
April 13	KINGS 5	at Oakland	3	4-3

SEMIFINALS (Best-of-seven)

April 15	Kings 0	at St. Louis	4	0-1
April 17	Kings 2	at St. Louis	3	0-2
April 19	Kings 2	vs. St. Louis	5	0-3
April 20	Kings 1	vs. St. Louis	4	0-4

1974

QUARTERFINALS (Best-of-seven)

April 10	Kings 1	at Chicago	3	0-1
April 11	Kings 1	at Chicago	4	0-2
April 13	Kings 0	vs. Chicago	1	0-3
April 14	KINGS 5	vs. Chicago	1	1-3
April 16	Kings 0	at Chicago	1	1-4

1975

PRELIMINARY ROUND (Best-of-three)

April 8	KINGS 3	vs. Toronto	2 (OT)	1-0
April 10	Kings 2	at Toronto	3 (OT)	1-1
April 11	Kings 1	vs. Toronto	2	1-2

1976

PRELIMINARY ROUND (Best-of-three)

April 6	KINGS 2	vs. Atlanta	1	1-0
April 8	KINGS 1	at Atlanta	0	2-0

QUARTERFINALS (Best-of-seven)

April 11	Kings 0	at Boston	4	0-1
April 13	KINGS 3	at Boston	2 (OT)	1-1
April 15	KINGS 6	vs. Boston	4	2-1
April 17	Kings 0	vs. Boston	3	2-2
April 20	Kings 1	at Boston	7	2-3
April 22	KINGS 4	vs. Boston	3 (OT)	3-3
April 25	Kings 0	at Boston	3	3-4

1977

PRELIMINARY ROUND (Best-of-three)

April 5	KINGS 5	vs. Atlanta	2	1-0
April 7	Kings 2	at Atlanta	3	1-1
April 9	KINGS 4	vs. Atlanta	2	2-1

QUARTERFINALS (Best-of-seven)

April 11	Kings 3	at Boston	8	0-1
April 13	Kings 2	at Boston	6	0-2
April 15	Kings 6	vs. Boston	7	0-3
April 17	KINGS 7	vs. Boston	4	1-3
April 19	KINGS 3	at Boston	1	2-3
April 21	Kings 3	vs. Boston	4	2-4

1978

PRELIMINARY ROUND (Best-of-three)

April 11	Kings 3	at Toronto	7	0-1
April 13	Kings 0	vs. Toronto	4	0-2

1979

PRELIMINARY ROUND (Best-of-three)

April 10	Kings 1	vs. NY Rangers	7	0-1
April 12	Kings 1	vs. NY Rangers	2 (OT)	0-2

1980

PRELIMINARY ROUND (Best-of-five)

April 8	Kings 1	at NY Islanders	8	0-1
April 9	KINGS 6	at NY Islanders	3	1-1
April 11	Kings 3	vs. NY Islanders	4 (OT)	1-2
April 12	Kings 0	vs. NY Islanders	6	1-3

1981

PRELIMINARY ROUND (Best-of-five)

April 8	Kings 1	vs. NY Rangers	3	0-1
April 9	KINGS 5	vs. NY Rangers	4	1-1
April 11	Kings 3	at NY Rangers	10	1-2
April 12	Kings 3	at NY Rangers	6	1-3

1982

DIVISION SEMIFINALS (Best-of-five)

April 7	KINGS 10	at Edmonton	8	1-0
April 8	Kings 2	at Edmonton	3 (OT)	1-1
April 10	KINGS 6	vs. Edmonton	5 (OT)	2-1
April 12	Kings 2	vs. Edmonton	3	2-2
April 13	KINGS 7	at Edmonton	4	3-2

DIVISION FINALS (Best-of-seven)

April 15	Kings 2	at Vancouver	3	0-1
April 16	KINGS 3	at Vancouver	2 (OT)	1-1
April 18	Kings 3	vs. Vancouver	4 (OT)	1-2
April 19	Kings 4	vs. Vancouver	5	1-3
April 21	Kings 2	at Vancouver	5	1-4

1985

DIVISION SEMIFINALS (Best-of-five)

April 10	Kings 2	at Edmonton	3 (OT)	0-1
April 11	Kings 2	at Edmonton	4	0-2
April 13	Kings 3	vs. Edmonton	4 (OT)	0-3

1987

DIVISION SEMIFINALS (Best-of-seven)

April 8	KINGS 5	at Edmonton	2	1-0
April 9	Kings 3	at Edmonton	13	1-1
April 11	Kings 5	vs. Edmonton	6	1-2
April 12	Kings 3	vs. Edmonton	6	1-3
April 14	Kings 4	at Edmonton	5	1-4

1988

DIVISION SEMIFINALS (Best-of-seven)

April 6	Kings 2	at Calgary	9	0-1
April 7	Kings 4	at Calgary	6	0-2
April 9	KINGS 5	vs. Calgary	2	1-2
April 10	Kings 3	vs. Calgary	7	1-3
April 12	Kings 4	at Calgary	6	1-4

1989

DIVISION SEMIFINALS (Best-of-seven)

April 5	Kings 3	vs. Edmonton	4	0-1
April 6	KINGS 5	vs. Edmonton	2	1-1
April 8	Kings 0	at Edmonton	4	1-2
April 9	Kings 3	at Edmonton	4	1-3
April 11	KINGS 4	vs. Edmonton	2	2-3
April 13	KINGS 4	at Edmonton	1	3-3
April 15	KINGS 6	vs. Edmonton	3	4-3

DIVISION FINALS (Best-of-seven)

April 18	Kings 3	at Calgary	4 (OT)	0-1
April 20	Kings 3	at Calgary	8	0-2
April 22	Kings 2	vs. Calgary	5	0-3
April 24	Kings 3	vs. Calgary	5	0-4

KINGS ALL-TIME PLAYOFF HISTORY

1990

DIVISION SEMIFINALS (Best-of-seven)

April 4	KINGS 5	at Calgary	3	1-0
April 6	Kings 5	at Calgary	8	1-1
April 8	KINGS 2	vs. Calgary	1 (OT)	2-1
April 10	KINGS 12	vs. Calgary	4	3-1
April 12	Kings 1	at Calgary	5	3-2
April 14	KINGS 4	vs. Calgary	3 (2OT)	4-2

DIVISION FINALS (Best-of-seven)

April 18	Kings 0	at Edmonton	7	0-1
April 20	Kings 1	at Edmonton	6	0-2
April 22	Kings 4	vs. Edmonton	5	0-3
April 24	Kings 5	vs. Edmonton	6 (OT)	0-4

1991

DIVISION SEMIFINALS (Best-of-seven)

April 4	Kings 5	vs. Vancouver	6	0-1
April 6	KINGS 3	vs. Vancouver	2 (OT)	1-1
April 8	Kings 1	at Vancouver	2 (OT)	1-2
April 10	KINGS 6	at Vancouver	1	2-2
April 12	KINGS 7	vs. Vancouver	4	3-2
April 14	KINGS 4	at Vancouver	1	4-2

DIVISION FINALS (Best-of-seven)

April 18	KINGS 4	vs. Edmonton	3 (OT)	1-0
April 20	Kings 3	vs. Edmonton	4 (2OT)	1-1
April 22	Kings 3	at Edmonton	4 (2OT)	1-2
April 24	Kings 2	at Edmonton	4	1-3
April 26	KINGS 5	vs. Edmonton	2	2-3
April 28	Kings 3	at Edmonton	4 (OT)	2-4

1992

DIVISION SEMIFINALS (Best-of-seven)

April 18	Kings 1	vs. Edmonton	3	0-1
April 20	KINGS 8	vs. Edmonton	5	1-1
April 22	Kings 3	at Edmonton	4	1-2
April 24	KINGS 4	at Edmonton	3	2-2
April 26	Kings 2	vs. Edmonton	5	2-3
April 28	Kings 0	at Edmonton	3	2-4

1993

DIVISION SEMIFINALS (Best-of-seven)

April 18	KINGS 6	at Calgary	3	1-0
April 21	Kings 4	at Calgary	9	1-1
April 23	Kings 2	vs. Calgary	5	1-2
April 25	KINGS 3	vs. Calgary	1	2-2
April 27	KINGS 9	at Calgary	4	3-2
April 29	KINGS 9	vs. Calgary	6	4-2

DIVISION FINALS (Best-of-seven)

May 2	Kings 2	at Vancouver	5	0-1
May 5	KINGS 6	at Vancouver	3	1-1
May 7	KINGS 7	vs. Vancouver	4	2-1
May 9	Kings 2	vs. Vancouver	7	2-2
May 11	KINGS 4	at Vancouver	3 (2OT)	3-2
May 13	KINGS 5	vs. Vancouver	3	4-2

CONFERENCE FINALS (Best-of-seven)

May 17	Kings 1	at Toronto	4	0-1
May 19	KINGS 3	at Toronto	2	1-1
May 21	KINGS 4	vs. Toronto	2	2-1
May 23	Kings 2	vs. Toronto	4	2-2
May 25	Kings 2	at Toronto	3 (OT)	2-3
May 27	KINGS 5	vs. Toronto	4 (OT)	3-3
May 29	KINGS 5	at Toronto	4	4-3

STANLEY CUP FINAL (Best-of-seven)

June 1	KINGS 4	at Montreal	1	1-0
June 3	Kings 2	at Montreal	3 (OT)	1-1
June 5	Kings 3	vs. Montreal	4 (OT)	1-2
June 7	Kings 2	vs. Montreal	3 (OT)	1-3
June 9	Kings 1	at Montreal	4	1-4

1998

CONFERENCE QUARTERFINALS (Best-of-seven)

April 23	Kings 3	at St. Louis	8	0-1
April 25	Kings 1	at St. Louis	2	0-2
April 27	Kings 3	vs. St. Louis	4	0-3
April 30	Kings 1	vs. St. Louis	2	0-4

2000

CONFERENCE QUARTERFINALS (Best-of-seven)

April 13	Kings 0	at Detroit	2	0-1
April 15	Kings 5	at Detroit	8	0-2
April 17	Kings 1	vs. Detroit	2	0-3
April 19	Kings 0	vs. Detroit	3	0-4

2001

CONFERENCE QUARTERFINALS (Best-of-seven)

April 11	Kings 3	at Detroit	5	0-1
April 14	Kings 0	at Detroit	4	0-2
April 15	KINGS 2	vs. Detroit	1	1-2
April 18	KINGS 4	vs. Detroit	3 (OT)	2-2
April 21	KINGS 3	at Detroit	2	3-2
April 23	KINGS 3	vs. Detroit	2 (OT)	4-2

CONFERENCE SEMIFINALS (Best-of-seven)

April 26	KINGS 4	at Colorado	3 (OT)	1-0
April 28	Kings 0	at Colorado	2	1-1
April 30	Kings 3	vs. Colorado	4	1-2
May 2	Kings 0	vs. Colorado	3	1-3
May 4	KINGS 1	at Colorado	0	2-3
May 6	KINGS 1	vs. Colorado	0 (2OT)	3-3
May 9	Kings 1	at Colorado	5	3-4

2002

CONFERENCE QUARTERFINALS (Best-of-seven)

April 18	Kings 3	at Colorado	4	0-1
April 20	Kings 3	at Colorado	5	0-2
April 22	KINGS 3	vs. Colorado	1	1-2
April 23	Kings 0	vs. Colorado	1	1-3
April 25	KINGS 1	at Colorado	0 (OT)	2-3
April 27	KINGS 3	vs. Colorado	1	3-3
April 29	Kings 0	at Colorado	4	3-4

2010

CONFERENCE QUARTERFINALS (Best-of-seven)

April 15	Kings 2	at Vancouver	3 (OT)	0-1
April 17	KINGS 3	at Vancouver	2 (OT)	1-1
April 19	KINGS 5	vs. Vancouver	3	2-1
April 21	Kings 4	vs. Vancouver	6	2-2
April 23	Kings 2	at Vancouver	7	2-3
April 25	Kings 2	vs. Vancouver	4	2-4

2011

CONFERENCE QUARTERFINALS (Best-of-seven)

April 14	Kings 2	at San Jose	3 (OT)	0-1
April 16	KINGS 4	at San Jose	0	1-1
April 19	Kings 5	vs. San Jose	6 (OT)	1-2
April 21	Kings 3	vs. San Jose	6	1-3
April 23	KINGS 3	at San Jose	1	2-3
April 25	Kings 3	vs. San Jose	4 (OT)	2-4

KINGS ALL-TIME PLAYOFF HISTORY

2012

CONFERENCE QUARTERFINALS (Best-of-seven)

April 11	KINGS 4	at Vancouver	2	1-0
April 13	KINGS 4	at Vancouver	2	2-0
April 15	KINGS 1	vs. Vancouver	0	3-0
April 18	Kings 1	vs. Vancouver	3	3-1
April 22	KINGS 2	at Vancouver	1 (OT)	4-1

CONFERENCE SEMIFINALS (Best-of-seven)

April 28	KINGS 3	at St. Louis	1	1-0
April 30	KINGS 5	at St. Louis	2	2-0
May 3	KINGS 4	vs. St. Louis	2	3-0
May 6	KINGS 3	vs. St. Louis	1	4-0

CONFERENCE FINALS (Best-of-seven)

May 13	KINGS 4	at Phoenix	2	1-0
May 15	KINGS 4	at Phoenix	0	2-0
May 17	KINGS 2	vs. Phoenix	1	3-0
May 20	Kings 0	vs. Phoenix	2	3-1
May 22	KINGS 4	at Phoenix	3 (OT)	4-1

STANLEY CUP FINAL (Best-of-seven)

May 30	KINGS 2	at New Jersey	1 (OT)	1-0
June 2	KINGS 2	at New Jersey	1 (OT)	2-0
June 4	KINGS 4	vs. New Jersey	0	3-0
June 6	Kings 1	vs. New Jersey	3	3-1
June 9	Kings 1	at New Jersey	2	3-2
June 11	KINGS 6	vs. New Jersey	1	4-2

2013

CONFERENCE QUARTERFINALS (Best-of-seven)

April 30	Kings 1	at St. Louis	2 (OT)	0-1
May 2	Kings 1	at St. Louis	2	0-2
May 4	KINGS 1	vs. St. Louis	0	1-2
May 6	KINGS 4	vs. St. Louis	3	2-2
May 8	KINGS 3	at St. Louis	2 (OT)	3-2
May 10	KINGS 2	vs. St. Louis	1	4-2

CONFERENCE SEMIFINALS (Best-of-seven)

May 14	KINGS 2	vs. San Jose	0	1-0
May 16	KINGS 4	vs. San Jose	3	2-0
May 18	Kings 1	at San Jose	2 (OT)	2-1
May 21	Kings 1	at San Jose	2	2-2
May 23	KINGS 3	vs. San Jose	0	3-2
May 26	Kings 1	at San Jose	2	3-3
May 28	KINGS 2	vs. San Jose	1	4-3

CONFERENCE FINALS (Best-of-seven)

June 1	Kings 1	at Chicago	2	0-1
June 2	Kings 2	at Chicago	4	0-2
June 4	KINGS 3	vs. Chicago	1	1-2
June 6	Kings 2	vs. Chicago	3	1-3
June 8	Kings 3	at Chicago	4 (2OT)	1-4

2014

FIRST ROUND (Best-of-seven)

April 17	Kings 3	at San Jose	6	0-1
April 20	Kings 2	at San Jose	7	0-2
April 22	Kings 3	vs. San Jose	4 (OT)	0-3
April 24	KINGS 6	vs. San Jose	3	1-3
April 26	KINGS 3	at San Jose	0	2-3
April 28	KINGS 4	vs. San Jose	1	3-3
April 30	KINGS 5	at San Jose	1	4-3

SECOND ROUND (Best-of-seven)

May 3	KINGS 3	at Anaheim	2 (OT)	1-0
May 5	KINGS 3	at Anaheim	1	2-0
May 8	Kings 2	vs. Anaheim	3	2-1
May 10	Kings 0	vs. Anaheim	2	2-2
May 12	Kings 3	at Anaheim	4	2-3
May 14	KINGS 2	vs. Anaheim	1	3-3
May 16	KINGS 6	at Anaheim	2	4-3

CONFERENCE FINALS (Best-of-seven)

May 18	Kings 1	at Chicago	3	0-1
May 21	KINGS 6	at Chicago	2	1-1
May 24	KINGS 4	vs. Chicago	3	2-1
May 26	KINGS 5	vs. Chicago	2	3-1
May 28	Kings 4	at Chicago	5 (2OT)	3-2
May 30	Kings 3	vs. Chicago	4	3-3
June 1	KINGS 5	at Chicago	4 (OT)	4-3

STANLEY CUP FINAL (Best-of-seven)

June 4	KINGS 3	vs. NY Rangers	2 (OT)	1-0
June 7	KINGS 5	vs. NY Rangers	4 (2OT)	2-0
June 9	KINGS 3	at NY Rangers	0	3-0
June 11	Kings 1	at NY Rangers	2	3-1
June 13	KINGS 3	vs. NY Rangers	2 (2OT)	4-1

2016

FIRST ROUND (Best-of-seven)

April 14	Kings 3	vs. San Jose	4	0-1
April 16	Kings 1	vs. San Jose	2	0-2
April 18	KINGS 2	at San Jose	1 (OT)	1-2
April 20	Kings 2	at San Jose	3	1-3
April 22	Kings 3	vs. San Jose	6	1-4

2018

FIRST ROUND (Best-of-seven)

April 11	Kings 0	at Vegas	1	0-1
April 13	Kings 1	at Vegas	2 (2OT)	0-2
April 15	Kings 2	vs. Vegas	3	0-3
April 17	Kings 0	vs. Vegas	1	0-4

2022

FIRST ROUND (Best-of-seven)

May 2	Kings 4	at Edmonton	3	1-0
May 4	Kings 0	at Edmonton	6	1-1
May 6	Kings 2	vs. Edmonton	8	1-2
May 8	Kings 4	vs. Edmonton	4	2-2
May 10	Kings 5	at Edmonton	4 (OT)	3-2
May 12	Kings 2	vs. Edmonton	4	3-3
May 14	Kings 0	at Edmonton	2	3-4

2023

FIRST ROUND (Best-of-seven)

April 17	Kings 4	at Edmonton	3 (OT)	1-0
April 19	Kings 2	at Edmonton	4	1-1
April 21	Kings 3	vs. Edmonton	2 (OT)	2-1
April 23	Kings 4	vs. Edmonton	5 (OT)	2-2
April 25	Kings 3	at Edmonton	6	2-3
April 29	Kings 4	vs. Edmonton	5	2-4

KINGS 1968 PLAYOFF YEAR IN REVIEW

Quarterfinals Series vs. Minnesota (Lost 3-4)

SCORING									
PLAYER	GP	G	A	PTS	PIM	(+/-)	PPG	SHG	S
Doug Robinson	7	4	3	7	0	-2	0	0	18
Lowell MacDonald	7	3	4	7	2	4	1	0	21
Eddie Joyal	7	4	1	5	2	-3	3	0	26
Gord Labossiere	7	2	3	5	24	2	0	0	12
Howie Menard	7	0	5	5	24	-2	0	0	18
Bill White	7	2	2	4	4	0	0	0	20
Ted Irvine	6	1	3	4	2	0	0	0	17
Bill Flett	7	1	2	3	8	-3	0	0	18
Howie Hughes	7	2	0	2	0	1	1	0	8
Real Lemieux	7	1	1	2	0	-1	0	0	10
Dave Amadio	7	0	2	2	8	1	0	0	11
Terry Gray	7	0	2	2	10	-3	0	0	11
Poul Popiel	3	1	0	1	4	-3	0	0	1
Mike Corbett	2	0	1	1	2	0	0	0	2
Dale Rolfe	7	0	1	1	14	-2	0	0	13
Bob Wall	7	0	1	1	0	-5	0	0	3
Wayne Rutledge	3	0	0	0	0	0	0	0	0
Terry Sawchuk	5	0	0	0	0	0	0	0	0
Brent Hughes	7	0	0	0	10	-1	0	0	9
Brian Smith	7	0	0	0	0	-7	0	0	8
Team PIM					2				
Team Totals	7	21	31	52	116	-24	5	0	226
GOALTENDER									
	GP	MIN	GA	SO	SA	S%	EN	AVG	W-L
Wayne Rutledge	3	149	8	0	73	.890	0	3.22	1-2
Terry Sawchuk	5	280	18	1	139	.871	0	3.86	2-2
Team Totals	7	429	26	1	212	.877	0	3.64	3-4

KINGS 1969 PLAYOFF YEAR IN REVIEW

Quarterfinals Series vs. Oakland (Won 4-3)

Semifinals Series vs. St. Louis (Lost 0-4)

TOTALS FOR 1969 (4-7)

SCORING									
PLAYER	GP	G	A	PTS	PIM	(+/-)	PPG	SHG	S
Bill Flett	11	3	4	7	11	1	1	0	19
Ted Irvine	11	5	1	6	7	-3	1	0	29
Eddie Joyal	11	3	3	6	0	-3	1	0	43
Gary Croteau	11	3	2	5	8	-7	1	0	26
Howie Menard	11	3	2	5	12	-1	1	0	17
Lowell MacDonald	8	2	3	5	0	0	0	1	19
Bill White	11	1	4	5	8	-4	0	0	27
Brent Hughes	11	1	3	4	37	-2	0	0	17
Real Lemieux	11	1	3	4	10	-6	1	0	16
Dale Rolfe	10	0	4	4	8	-6	0	0	21
Bryan Campbell	6	2	1	3	0	1	0	1	13
Billy Inglis	11	1	2	3	4	-4	0	0	15
Larry Cahán	11	1	1	2	22	-5	0	0	32
Bob Wall	8	0	2	2	0	-5	0	0	9
Jimmy Peters	11	0	2	2	4	-1	0	0	8
Skip Krake	6	1	0	1	15	-1	0	0	10
Dave Amadio	9	1	0	1	10	-3	0	0	6
Gerry Desjardins	9	0	1	1	0	0	0	0	0
Jacques Lemieux	1	0	0	0	0	0	0	0	0
Ron Anderson	4	0	0	0	2	-2	0	0	0
Wayne Rutledge	5	0	0	0	4	0	0	0	0
Howie Hughes	7	0	0	0	2	-7	0	0	9
Team PIM					0				
Team Totals	11	28	38	66	164	-58	6	2	336
GOALTENDER									
	GP	MIN	GA	SO	SA	S%	EN	AVG	W-L
Wayne Rutledge	5	228	12	0	113	.894	1	3.15	1-3
Gerry Desjardins	9	431	28	0	202	.861	0	3.90	3-4
Empty Net Goals			1		1				
Team Totals	11	660	41	0	316	.870	1	3.73	4-7

KINGS 1974 PLAYOFF YEAR IN REVIEW

Quarterfinals Series vs. Chicago (Lost 1-4)

SCORING										
PLAYER	GP	G	A	PTS	PIM	(+/-)	PPG	SHG	S	
Tommy Williams	5	3	1	4	0	2	1	0	14	
Mike Murphy	5	0	4	4	0	1	0	0	9	
Gene Carr	5	2	1	3	14	2	1	0	8	
Bob Nevin	5	1	0	1	2	-2	0	0	9	
Juha Widing	5	1	0	1	2	-4	0	0	12	
Mike Corrigan	3	0	1	1	4	-2	0	0	7	
Butch Goring	5	0	1	1	0	-1	0	0	12	
Sheldon Kannegiesser	5	0	1	1	0	-1	0	0	7	
Barry Long	5	0	1	1	18	-3	0	0	12	
Randy Rota	5	0	1	1	0	0	0	0	2	
Gary Edwards	1	0	0	0	0	0	0	0	0	
Larry Brown	2	0	0	0	0	0	0	0	0	
Neil Komadoski	2	0	0	0	12	0	0	0	0	
Bill Lesuk	2	0	0	0	4	0	0	0	1	
Rogie Vachon	4	0	0	0	0	0	0	0	0	
Bob Berry	5	0	0	0	0	-4	0	0	2	
Terry Harper	5	0	0	0	16	-3	0	0	7	
Don Kozak	5	0	0	0	33	-3	0	0	2	
Dan Maloney	5	0	0	0	2	-2	0	0	10	
Bob Murdoch	5	0	0	0	2	0	0	0	21	
Frank St. Marseille	5	0	0	0	0	-2	0	0	11	
Team PIM					2					
Team Totals	5	7	11	18	111	-22	2	0	146	
GOALTENDER										
PLAYER	GP	MIN	GA	SO	SA	%	EN	AVG	W-L	
Gary Edwards	1	60	1	0	23	.957	0	1.00	1-0	
Rogie Vachon	4	237	7	0	96	.927	2	1.77	0-4	
Empty Net Goals			2		2					
Team Totals	5	300	10	0	121	.917	2	2.00	1-4	

KINGS 1975 PLAYOFF YEAR IN REVIEW

Preliminary Round vs. Toronto (Lost 1-2)

SCORING										
PLAYER	GP	G	A	PTS	PIM	(+/-)	PPG	SHG	S	
Mike Murphy	3	3	0	3	4	-4	2	0	10	
Bob Berry	3	1	2	3	2	3	0	0	5	
Gene Carr	3	1	2	3	29	-2	0	0	5	
Don Kozak	3	1	1	2	7	3	0	0	9	
Larry Brown	3	0	2	2	0	-1	0	0	6	
Juha Widing	3	0	2	2	0	1	0	0	6	
Sheldon Kannegiesser	3	0	1	1	4	-2	0	0	3	
Bob Murdoch	3	0	1	1	4	-2	0	0	9	
Frank St. Marseille	3	0	1	1	0	-1	0	0	6	
Dave Hutchison	2	0	0	0	22	0	0	0	3	
Mike Corrigan	3	0	0	0	4	-3	0	0	8	
Butch Goring	3	0	0	0	0	-1	0	0	3	
Terry Harper	3	0	0	0	2	-1	0	0	3	
Neil Komadoski	3	0	0	0	2	0	0	0	0	
Dan Maloney	3	0	0	0	2	-1	0	0	13	
Bob Nevin	3	0	0	0	0	-1	0	0	3	
Rogie Vachon	3	0	0	0	0	0	0	0	0	
Tommy Williams	3	0	0	0	0	-1	0	0	3	
Team PIM					0					
Team Totals	3	6	12	18	82	-13	2	0	95	
GOALTENDER										
PLAYER	GP	MIN	GA	SO	SA	%	EN	AVG	W-L	
Rogie Vachon	3	198	7	0	99	.929	0	2.12	1-2	
Team Totals	3	199	7	0	99	.929	0	2.11	1-2	

KINGS 1976 PLAYOFF YEAR IN REVIEW

Preliminary Round vs. Atlanta (Won 2-0)
 Quarterfinals Series vs. Boston (Lost 3-4)
TOTALS FOR 1976 (5-4)

SCORING										
PLAYER	GP	G	A	PTS	PIM	(+/-)	PPG	SHG	S	
Marcel Dionne	9	6	1	7	0	0	3	0	30	
Butch Goring	9	2	3	5	4	-2	1	0	25	
Mike Murphy	9	1	4	5	6	-3	1	0	22	
Bob Murdoch	9	0	5	5	15	-2	0	0	19	
Mike Corrigan	9	2	2	4	12	-1	0	0	14	
Tommy Williams	9	2	2	4	2	1	0	0	21	
Bob Nevin	9	2	1	3	4	0	0	0	12	
Dave Hutchison	9	0	3	3	29	0	0	0	8	
Bob Berry	9	1	1	2	0	-2	0	0	15	
Don Kozak	9	1	0	1	12	-1	0	0	8	
Vic Venasky	9	0	1	1	6	-2	0	0	9	
Gary Edwards	2	0	0	0	0	0	0	0	0	
Rogie Vachon	7	0	0	0	0	0	0	0	0	
Bert Wilson	8	0	0	0	24	-2	0	0	5	
Larry Brown	9	0	0	0	2	-3	0	0	4	
Ab DeMarco	9	0	0	0	11	-3	0	0	14	
Sheldon Kanegiesser	9	0	0	0	4	0	0	0	3	
Neil Komadoski	9	0	0	0	18	0	0	0	16	
Frank St. Marseille	9	0	0	0	0	-1	0	0	3	
Team PIM					0					
Team Totals	9	17	23	40	149	-21	5	0	228	
GOALTENDER										
	GP	MIN	GA	SO	SA	S%	EN	AVG	W-L	
Rogie Vachon	7	438	17	1	193	.912	1	2.33	4-3	
Gary Edwards	2	120	9	0	70	.871	0	4.50	1-1	
Empty Net Goals			1		1					
Team Totals	9	559	27	1	264	.898	1	2.90	5-4	

KINGS 1977 PLAYOFF YEAR IN REVIEW

Preliminary Round vs. Atlanta (Won 2-1)
 Quarterfinals Series vs. Boston (Lost 2-4)
TOTALS FOR 1977 (4-5)

SCORING										
PLAYER	GP	G	A	PTS	PIM	(+/-)	PPG	SHG	S	
Marcel Dionne	9	5	9	14	2	-4	1	0	38	
Mike Murphy	9	4	9	13	4	1	1	0	14	
Butch Goring	9	7	5	12	0	-2	3	0	26	
Gary Sargent	9	3	4	7	6	-6	2	0	14	
Tommy Williams	9	3	4	7	2	-3	1	0	20	
Don Kozak	9	4	1	5	17	-3	1	0	11	
Bob Murdoch	9	2	3	5	14	-2	1	0	14	
Dave Hutchison	9	1	4	5	17	1	0	0	11	
Vic Venasky	9	1	4	5	6	-1	1	0	4	
Glenn Goldup	8	2	2	4	2	-1	0	0	6	
Bob Berry	9	0	3	3	4	-4	0	0	5	
Gene Carr	9	1	1	2	2	-1	0	0	7	
Dave Schultz	9	1	1	2	45	-1	1	0	6	
Bert Wilson	8	0	2	2	12	-2	0	0	6	
Neil Komadoski	9	0	2	2	15	-2	0	0	2	
Frank St. Marseille	9	1	0	1	2	-4	0	0	5	
Larry Brown	9	0	1	1	6	-5	0	0	5	
Steve Clippingdale	1	0	0	0	0	0	0	0	0	
Ab DeMarco	1	0	0	0	2	0	0	0	2	
Gary Simmons	1	0	0	0	0	0	0	0	0	
Rogie Vachon	9	0	0	0	0	0	0	0	0	
Team PIM					0					
Team Totals	9	35	55	90	158	-39	12	0	196	
GOALTENDER										
	GP	MIN	GA	SO	SA	S%	EN	AVG	W-L	
Gary Simmons	1	20	1	0	7	.857	0	3.00	0-0	
Rogie Vachon	9	518	36	0	272	.868	0	4.17	4-5	
Team Totals	9	540	37	0	279	.867	0	4.11	4-5	

KINGS 1978 PLAYOFF YEAR IN REVIEW

Preliminary Round vs. Toronto (Lost 0-2)

SCORING										
PLAYER	GP	G	A	PTS	PIM	(+/-)	PPG	SHG	S	
Darryl Edestrand	2	1	1	2	4	-1	0	0	10	
Danny Grant	2	0	2	2	2	-1	0	0	2	
Glenn Goldup	2	1	0	1	11	0	0	0	2	
Pete Stenkowski	2	1	0	1	2	0	0	0	2	
Syl Apps Jr.	2	0	1	1	0	-3	0	0	1	
Bob Murdoch	2	0	1	1	5	-4	0	0	2	
Larry Brown	1	0	0	0	2	-1	0	0	0	
Vic Venasky	1	0	0	0	0	-1	0	0	0	
Marcel Dionne	2	0	0	0	0	-1	0	0	2	
Butch Goring	2	0	0	0	2	-2	0	0	2	
Randy Manery	2	0	0	0	2	0	0	0	3	
Hartland Monahan	2	0	0	0	0	-2	0	0	2	
Mike Murphy	2	0	0	0	0	-3	0	0	5	
Rob Palmer	2	0	0	0	0	-2	0	0	3	
Gary Sargent	2	0	0	0	0	-4	0	0	7	
Dave Taylor	2	0	0	0	5	-2	0	0	3	
Rogie Vachon	2	0	0	0	2	0	0	0	0	
Tommy Williams	2	0	0	0	0	-3	0	0	0	
Bert Wilson	2	0	0	0	2	0	0	0	1	
Team PIM					0					
Team Totals	2	3	5	8	39	-30	0	0	47	
GOALTENDER										
PLAYER	GP	MIN	GA	SO	SA	S%	EN	AVG	W-L	
Rogie Vachon	2	120	11	0	51	.784	0	5.50	0-2	
Team Totals	2	120	11	0	51	.784	0	5.50	0-2	

KINGS 1979 PLAYOFF YEAR IN REVIEW

Preliminary Round vs. NY Rangers (Lost 0-2)

SCORING										
PLAYER	GP	G	A	PTS	PIM	(+/-)	PPG	SHG	S	
Syl Apps Jr.	2	1	0	1	0	-2	1	0	3	
Charlie Simmer	2	1	0	1	2	-3	1	0	10	
Marcel Dionne	2	0	1	1	0	-5	0	0	14	
Glenn Goldup	2	0	1	1	9	-1	0	0	2	
Mike Murphy	2	0	1	1	0	-2	0	0	0	
Doug Halward	1	0	0	0	12	0	0	0	1	
Richard Mulhern	1	0	0	0	0	-3	0	0	1	
Tommy Williams	1	0	0	0	0	0	0	0	0	
Murray Wilson	1	0	0	0	0	-1	0	0	1	
Darryl Edestrand	2	0	0	0	6	-3	0	0	1	
Butch Goring	2	0	0	0	0	0	0	0	2	
Rick Hampton	2	0	0	0	0	0	0	0	4	
Mark Heaslip	2	0	0	0	2	0	0	0	1	
Randy Holt	2	0	0	0	4	0	0	0	3	
Steve Jensen	2	0	0	0	0	-1	0	0	7	
Mario Lessard	2	0	0	0	0	0	0	0	0	
Randy Manery	2	0	0	0	6	0	0	0	7	
Rob Palmer	2	0	0	0	2	-5	0	0	4	
Dave Taylor	2	0	0	0	2	-4	0	0	7	
Vic Venasky	2	0	0	0	0	0	0	0	0	
Team PIM					0					
Team Totals	2	2	3	5	45	-30	2	0	68	
GOALTENDER										
PLAYER	GP	MIN	GA	SO	SA	S%	EN	AVG	W-L	
Mario Lessard	2	126	9	0	73	.877	0	4.28	0-2	
Team Totals	2	126	9	0	73	.877	0	4.28	0-2	

KINGS 1980 PLAYOFF YEAR IN REVIEW

Preliminary Round vs. NY Islanders (Lost 1-3)

SCORING									
PLAYER	GP	G	A	PTS	PIM	(+/-)	PPG	SHG	S
Dave Taylor	4	2	1	3	4	-2	0	0	8
Rob Palmer	4	1	2	3	4	-2	0	0	7
Marcel Dionne	4	0	3	3	4	-4	0	0	18
Charlie Simmer	3	2	0	2	0	-3	1	0	4
Steve Carlson	4	1	1	2	7	-3	0	0	6
Mark Hardy	4	1	1	2	9	-3	0	0	5
Glenn Goldup	4	1	0	1	0	-4	0	0	7
Mike Murphy	4	1	0	1	2	-2	0	1	6
Andre St. Laurent	4	1	0	1	0	-4	0	1	4
Jerry Korab	3	0	1	1	11	-1	0	0	8
Dean Hopkins	4	0	1	1	5	-1	0	0	0
Dave Lewis	4	0	1	1	2	-3	0	0	2
Barry Gibbs	1	0	0	0	0	-6	0	0	0
Doug Halward	1	0	0	0	2	0	0	0	0
Doug Keans	1	0	0	0	0	0	0	0	0
Brad Selwood	1	0	0	0	0	-1	0	0	0
Don Howse	2	0	0	0	0	0	0	0	3
Bert Wilson	2	0	0	0	4	1	0	0	1
John Paul Kelly	3	0	0	0	2	-1	0	0	2
Billy Harris	4	0	0	0	2	-6	0	0	7
Steve Jensen	4	0	0	0	2	-3	0	0	4
Mario Lessard	4	0	0	0	0	0	0	0	0
Jay Wells	4	0	0	0	11	-3	0	0	7
Team PIM					2				
Team Totals	4	10	11	21	73	-51	1	2	99
GOALTENDER									
PLAYER	GP	MIN	GA	SO	SA	S%	EN	AVG	W-L
Mario Lessard	4	206	14	0	117	.880	0	4.07	1-2
Doug Keans	1	40	7	0	20	.650	0	10.50	0-1
Team Totals	4	247	21	0	137	.847	0	5.10	1-3

KINGS 1981 PLAYOFF YEAR IN REVIEW

Preliminary Round vs. NY Rangers (Lost 1-3)

SCORING									
PLAYER	GP	G	A	PTS	PIM	(+/-)	PPG	SHG	S
Dave Taylor	4	2	2	4	10	-3	1	0	7
Marcel Dionne	4	1	3	4	7	-6	1	0	13
Larry Murphy	4	3	0	3	2	-2	1	0	8
Billy Harris	4	2	1	3	0	-4	0	0	13
Mark Hardy	4	1	2	3	4	-2	1	0	12
Dan Bonar	4	1	1	2	11	-1	0	1	5
Steve Jensen	4	0	2	2	7	-7	0	0	13
Dave Lewis	4	0	2	2	4	-4	0	0	3
Don Luce	4	0	2	2	2	-2	0	0	3
Greg Terrion	3	1	0	1	4	-2	1	0	4
Dean Hopkins	4	1	0	1	9	-1	0	0	4
Mike Murphy	1	0	1	1	0	0	0	0	1
Andre St. Laurent	3	0	1	1	9	-3	0	0	3
Rick Chartraw	4	0	1	1	4	-7	0	0	10
Jim Fox	4	0	1	1	0	-7	0	0	12
John Paul Kelly	4	0	1	1	25	-2	0	0	7
Rick Martin	1	0	0	0	0	0	0	0	1
Jim Rutherford	1	0	0	0	0	0	0	0	0
Jerry Korab	4	0	0	0	33	-5	0	0	1
Mario Lessard	4	0	0	0	0	0	0	0	0
Jay Wells	4	0	0	0	27	-6	0	0	4
Team PIM					0				
Team Totals	4	12	20	32	158	-64	5	1	124
GOALTENDER									
PLAYER	GP	MIN	GA	SO	SA	S%	EN	AVG	W-L
Mario Lessard	4	219	20	0	123	.837	1	5.48	1-3
Jim Rutherford	1	20	2	0	8	.750	0	6.00	0-0
Empty Net Goals			1		1				
Team Totals	4	240	23	0	132	.826	1	5.75	1-3

KINGS 1982 PLAYOFF YEAR IN REVIEW

Smythe Division Semifinals Series vs. Edmonton (Won 3-2)

Smythe Division Finals Series vs. Vancouver (Lost 1-4)

TOTALS FOR 1982 (4-6)

SCORING										
PLAYER	GP	G	A	PTS	PIM	(+/-)	PPG	SHG	S	
Daryl Evans	10	5	8	13	12	9	1	0	39	
Marcel Dionne	10	7	4	11	0	2	4	0	44	
Charlie Simmer	10	4	7	11	22	1	0	0	19	
Dave Taylor	10	4	6	10	20	-1	3	0	23	
Larry Murphy	10	2	8	10	12	3	1	0	28	
Steve Bozek	10	4	1	5	6	-8	2	0	17	
Doug Smith	10	3	2	5	11	-2	1	0	27	
Dan Bonar	10	2	3	5	11	2	0	0	13	
Jim Fox	9	1	4	5	0	-6	0	0	12	
Bernie Nicholls	10	4	0	4	23	-9	0	0	44	
Jay Wells	10	1	3	4	41	2	0	0	9	
Dean Hopkins	10	0	4	4	15	-2	0	0	9	
Dave Lewis	10	0	4	4	36	1	0	0	4	
Mike Murphy	10	2	1	3	32	4	0	0	12	
Mark Hardy	10	1	2	3	9	-6	0	0	11	
Rick Chartraw	10	0	2	2	17	-6	0	0	9	
Jerry Korab	10	0	2	2	26	-4	0	0	17	
Mario Lessard	10	0	2	2	2	0	0	0	0	
John Paul Kelly	10	1	0	1	14	-8	1	0	13	
Brock Tredway	1	0	0	0	0	-1	0	0	3	
Doug Keans	2	0	0	0	0	0	0	0	0	
Team PIM					0					
Team Totals	10	41	63	104	309	-29	13	0	353	
GOALTENDER										
	GP	MIN	GA	SO	SA	S%	EN	AVG	W-L	
Doug Keans	2	31	1	0	5	.800	0	1.96	0-1	
Mario Lessard	10	580	41	0	311	.868	0	4.24	4-5	
Team Totals	10	615	42	0	316	.867	0	4.10	4-6	

KINGS 1985 PLAYOFF YEAR IN REVIEW

Smythe Division Semifinals Series vs. Edmonton (Lost 0-3)

SCORING										
PLAYER	GP	G	A	PTS	PIM	(+/-)	PPG	SHG	S	
Dave Taylor	3	2	2	4	8	0	0	0	11	
Marcel Dionne	3	1	2	3	2	-1	1	0	13	
Bernie Nicholls	3	1	1	2	9	-2	0	0	15	
Terry Ruskowski	3	0	2	2	0	-1	0	0	3	
Garry Galley	3	1	0	1	2	1	0	0	7	
Craig Redmond	3	1	0	1	2	-4	0	0	4	
Doug Smith	3	1	0	1	4	-2	0	0	6	
Bob Miller	2	0	1	1	0	1	0	0	1	
Jim Fox	3	0	1	1	0	-3	0	0	5	
Mark Hardy	3	0	1	1	2	-2	0	0	7	
Brian MacLellan	3	0	1	1	0	0	0	0	9	
Phil Sykes	3	0	1	1	4	-2	0	0	7	
Jay Wells	3	0	1	1	0	-1	0	0	3	
John Paul Kelly	1	0	0	0	0	0	0	0	0	
Brian Engblom	3	0	0	0	2	-4	0	0	2	
Anders Hakansson	3	0	0	0	0	0	0	0	1	
Ken Hammond	3	0	0	0	4	1	0	0	3	
Bob Janecyk	3	0	0	0	0	0	0	0	0	
Steve Shutt	3	0	0	0	4	-4	0	0	6	
Dave Williams	3	0	0	0	4	-2	0	0	3	
Team PIM					0					
Team Totals	3	7	13	20	47	-25	1	0	106	
GOALTENDER										
	GP	MIN	GA	SO	SA	S%	EN	AVG	W-L	
Bob Janecyk	3	183	10	0	99	.899	1	3.28	0-3	
Empty Net Goals			1		1					
Team Totals	3	184	11	0	100	.890	1	3.59	0-3	

KINGS 1987 PLAYOFF YEAR IN REVIEW

Smythe Division Semifinals Series vs. Edmonton (Lost 1-4)

SCORING										
PLAYER	GP	G	A	PTS	PIM	(+/-)	PPG	SHG	S	
Bernie Nicholls	5	2	5	7	6	1	1	0	16	
Jim Fox	5	3	2	5	0	-2	1	0	20	
Dave Williams	5	3	2	5	30	2	0	0	10	
Dave Taylor	5	2	3	5	6	-2	1	0	8	
Luc Robitaille	5	1	4	5	2	-7	0	0	5	
Steve Duchesne	5	2	2	4	4	-8	1	0	6	
Jay Wells	5	1	3	4	10	-3	1	0	7	
Bob Carpenter	5	1	2	3	2	-4	0	0	4	
Jimmy Carson	5	1	2	3	6	-6	0	0	14	
Mark Hardy	5	1	2	3	10	3	0	0	4	
Bob Bourne	5	2	0	2	0	-2	0	0	5	
Bryan Erickson	3	1	1	2	0	0	0	0	3	
Dean Kennedy	5	0	2	2	10	1	0	0	1	
Sean McKenna	5	0	1	1	0	-4	0	0	6	
Phil Sykes	5	0	1	1	8	-2	0	0	3	
Darren Eliot	1	0	0	0	0	0	0	0	0	
Paul Guay	2	0	0	0	0	1	0	0	1	
Joe Paterson	2	0	0	0	0	-2	0	0	1	
Morris Lukowich	3	0	0	0	8	1	0	0	5	
Tom Laidlaw	5	0	0	0	2	-9	0	0	0	
Grant Ledyard	5	0	0	0	10	-2	0	0	8	
Roland Melanson	5	0	0	0	4	0	0	0	0	
Team PIM					0					
Team Totals	5	20	32	52	118	-44	5	0	127	
GOALTENDER										
	GP	MIN	GA	SO	SA	S%	EN	AVG	W-L	
Roland Melanson	5	258	24	0	153	.843	1	5.58	1-4	
Darren Eliot	1	40	7	0	29	.759	0	10.50	0-0	
Empty Net Goals			1		1					
Team Totals	5	300	32	0	183	.825	1	6.40	1-4	

KINGS 1988 PLAYOFF YEAR IN REVIEW

Smythe Division Semifinals Series vs. Calgary (Lost 1-4)

SCORING										
PLAYER	GP	G	A	PTS	PIM	(+/-)	PPG	SHG	S	
Jimmy Carson	5	5	3	8	4	-2	1	0	16	
Bernie Nicholls	5	2	6	8	11	-3	1	0	22	
Luc Robitaille	5	2	5	7	18	-8	2	0	6	
Dave Taylor	5	3	3	6	6	-3	2	0	16	
Steve Duchesne	5	1	3	4	14	-5	1	0	11	
Paul Fenton	5	2	1	3	2	-3	1	0	9	
Jay Wells	5	1	2	3	21	0	0	0	3	
Bob Carpenter	5	1	1	2	0	-7	0	0	13	
Tom Laidlaw	5	0	2	2	4	-8	0	0	1	
Chris Kontos	4	1	0	1	4	-3	0	0	6	
Craig Laughlin	3	0	1	1	2	-1	0	0	4	
Paul Guay	4	0	1	1	8	-1	0	0	2	
Dean Kennedy	4	0	1	1	10	4	0	0	2	
Ken Baumgartner	5	0	1	1	28	-6	0	0	4	
Bob Bourne	5	0	1	1	0	-1	0	0	2	
John English	1	0	0	0	0	0	0	0	0	
Jim Fox	1	0	0	0	0	-2	0	0	0	
Eric Germain	1	0	0	0	4	-1	0	0	0	
Roland Melanson	1	0	0	0	0	0	0	0	0	
Lyle Phair	1	0	0	0	0	-1	0	0	0	
Ron Duguay	2	0	0	0	0	-1	0	0	0	
Ken Hammond	2	0	0	0	4	-5	0	0	2	
Larry Playfair	3	0	0	0	14	1	0	0	1	
Glenn Healy	4	0	0	0	4	0	0	0	0	
Phil Sykes	4	0	0	0	0	-3	0	0	5	
Mike Allison	5	0	0	0	16	-3	0	0	0	
Team PIM					4					
Team Totals	5	18	31	49	178	-62	8	0	125	
GOALTENDER										
	GP	MIN	GA	SO	SA	S%	EN	AVG	W-L	
Glenn Healy	4	238	20	0	127	.843	1	5.04	1-3	
Roland Melanson	1	60	9	0	50	.820	0	9.00	0-1	
Empty Net Goals			1		1					
Team Totals	5	300	30	0	178	.831	1	6.00	1-4	

KINGS 1989 PLAYOFF YEAR IN REVIEW

Smythe Division Semifinals Series vs. Edmonton (Won 4-3)

Smythe Division Finals Series vs. Calgary (Lost 0-4)

TOTALS FOR 1989 (4-7)

SCORING PLAYER	GP	G	A	PTS	PIM	(+/-)	PPG	SHG	S
Wayne Gretzky	11	5	17	22	0	-4	1	1	42
Bernie Nicholls	11	7	9	16	12	-2	3	0	50
Chris Kontos	11	9	0	9	8	-3	6	0	31
Steve Duchesne	11	4	4	8	12	-4	2	0	23
Luc Robitaille	11	2	6	8	10	0	0	0	24
Steve Kasper	11	1	5	6	10	-2	0	0	18
Dave Taylor	11	1	5	6	19	0	1	0	17
Tom Laidlaw	11	2	3	5	6	-3	0	0	9
Mike Krushelnyski	11	1	4	5	4	-7	1	0	21
Jim Wiemer	10	2	1	3	19	-4	0	0	11
Dale Degray	8	1	2	3	12	-2	1	0	10
Dean Kennedy	11	0	2	2	8	-2	0	0	4
Marty McSorley	11	0	2	2	33	-6	0	0	16
Mike Allison	7	1	0	1	10	-2	0	0	6
Doug Crossman	2	0	1	1	2	1	0	0	1
Jay Miller	11	0	1	1	63	-4	0	0	6
Tim Watters	11	0	1	1	6	1	0	0	7
Petr Prajsler	1	0	0	0	0	-1	0	0	2
Igor Liba	2	0	0	0	2	0	0	0	0
Glenn Healy	3	0	0	0	2	0	0	0	0
Phil Sykes	3	0	0	0	8	0	0	0	0
Ken Baumgartner	5	0	0	0	8	-2	0	0	1
John Tonelli	6	0	0	0	8	-3	0	0	11
Kelly Hrudey	10	0	0	0	0	0	0	0	0
Ron Duguay	11	0	0	0	6	-2	0	0	12
Team PIM					2				
Team Totals	11	36	63	99	270	-51	15	1	322
GOALTENDER	GP	MIN	GA	SO	SA	S%	EN	AVG	W-L
Kelly Hrudey	10	566	35	0	292	.880	1	3.71	4-6
Glenn Healy	3	97	6	0	59	.898	0	3.71	0-1
Empty Net Goals			1		1				
Team Totals	11	668	42	0	352	.881	1	3.77	4-7

KINGS 1990 PLAYOFF YEAR IN REVIEW

Smythe Division Semifinals Series vs. Calgary (Won 4-2)

Smythe Division Finals Series vs. Edmonton (Lost 0-4)

TOTALS FOR 1990 (4-6)

SCORING PLAYER	GP	G	A	PTS	PIM	(+/-)	PPG	SHG	S
Todd Elik	10	3	9	12	10	1	1	0	30
Steve Duchesne	10	2	9	11	6	-2	1	0	32
Luc Robitaille	10	5	5	10	12	-5	1	0	28
Wayne Gretzky	7	3	7	10	0	-4	1	0	13
Tony Granato	10	5	4	9	12	-2	2	1	26
Tomas Sandstrom	10	5	4	9	19	-5	0	0	26
Dave Taylor	6	4	4	8	6	2	2	0	11
Larry Robinson	10	2	3	5	10	2	0	0	12
Rob Blake	8	1	3	4	4	-4	1	0	11
Mike Krushelnyski	10	1	3	4	12	0	0	0	16
Marty McSorley	10	1	3	4	18	-8	1	0	26
Bob Kudelski	8	1	2	3	2	-5	0	0	9
John Tonelli	10	1	2	3	6	-6	0	0	14
Steve Kasper	10	1	1	2	2	-4	0	0	13
Jay Miller	10	1	1	2	10	-6	0	0	1
Brian Benning	7	0	2	2	6	-9	0	0	12
Mike Allison	4	1	0	1	2	-2	0	1	5
Chris Kontos	5	1	0	1	0	-6	1	0	8
Keith Crowder	7	1	0	1	9	-1	0	0	8
Bob Halkidis	8	0	1	1	8	-7	0	0	10
Kelly Hrudey	9	0	1	1	0	0	0	0	0
Mikko Makela	1	0	0	0	0	0	0	0	0
Ron Scott	1	0	0	0	0	0	0	0	0
Scott Bjugstad	2	0	0	0	2	-1	0	0	0
Mario Gosselin	3	0	0	0	0	0	0	0	0
Petr Prajsler	3	0	0	0	0	-1	0	0	0
Tim Watters	4	0	0	0	6	4	0	0	0
Team PIM					2				
Team Totals	10	39	64	103	164	-69	11	2	311
GOALTENDER	GP	MIN	GA	SO	SA	S%	EN	AVG	W-L
Mario Gosselin	3	62	3	0	22	.864	1	2.90	0-2
Kelly Hrudey	9	539	39	0	264	.852	1	4.34	4-4
Ron Scott	1	32	4	0	10	.600	0	7.50	0-0
Empty Net Goals			2		2				
Team Totals	10	637	48	0	298	.839	2	4.52	4-6

KINGS 1991 PLAYOFF YEAR IN REVIEW

Smythe Division Semifinals Series vs. Vancouver (Won 4-2)

Smythe Division Finals Series vs. Edmonton (Lost 2-4)

TOTALS FOR 1991 (6-6)

SCORING PLAYER	GP	G	A	PTS	PIM	(+/-)	PPG	SHG	S
Luc Robitaille	12	12	4	16	22	-2	5	0	44
Wayne Gretzky	12	4	11	15	2	0	1	0	26
Steve Duchesne	12	4	8	12	8	7	1	0	39
Steve Kasper	10	4	6	10	8	4	0	1	11
Mike Donnelly	12	5	4	9	6	6	0	0	29
Todd Elik	12	2	7	9	6	0	0	0	32
Tomas Sandstrom	10	4	4	8	14	1	3	0	32
John Tonelli	12	2	4	6	12	1	1	0	16
Bob Kudelski	8	3	2	5	2	4	0	0	13
Rob Blake	12	1	4	5	26	-1	1	0	19
Tony Granato	12	1	4	5	28	1	0	0	32
Larry Robinson	12	1	4	5	15	7	0	0	15
Brian Benning	12	0	5	5	6	1	0	0	19
Dave Taylor	12	2	1	3	12	-3	0	0	25
Brad Jones	8	1	1	2	2	2	0	0	6
Rod Buskas	2	0	2	2	22	2	0	0	2
Ilkka Sinisalo	2	0	1	1	0	1	0	0	2
John McIntyre	12	0	1	1	24	-2	0	0	5
Scott Bjugstad	2	0	0	0	0	0	0	0	5
Bob Halkidis	3	0	0	0	0	-2	0	0	2
Tim Watters	7	0	0	0	12	-4	0	0	4
Jay Miller	8	0	0	0	17	-1	0	0	2
Kelly Hrudey	12	0	0	0	2	0	0	0	0
Marty McSorley	12	0	0	0	58	-1	0	0	30
Team PIM					2				
Team Totals	12	46	73	119	306	21	12	1	410
GOALTENDER	GP	MIN	GA	SO	SA	S%	EN	AVG	W-L
Kelly Hrudey	12	798	37	0	382	.903	0	2.78	6-6
Team Totals	12	799	37	0	382	.903	0	2.78	6-6

KINGS 1992 PLAYOFF YEAR IN REVIEW

Smythe Division Semifinals Series vs. Edmonton (Lost 2-4)

SCORING PLAYER	GP	G	A	PTS	PIM	(+/-)	PPG	SHG	S
Paul Coffey	6	4	3	7	2	-5	3	0	28
Luc Robitaille	6	3	4	7	12	-1	1	0	28
Wayne Gretzky	6	2	5	7	2	-3	1	0	11
Tony Granato	6	1	5	6	10	1	0	0	19
John McIntyre	6	0	4	4	12	2	0	0	0
Rob Blake	6	2	1	3	12	2	0	0	12
Jari Kurri	4	1	2	3	4	1	1	0	10
Tomas Sandstrom	6	0	3	3	8	-2	0	0	13
Jay Miller	5	1	1	2	12	2	0	0	3
Charlie Huddy	6	1	1	2	10	-2	0	0	12
Dave Taylor	6	1	1	2	20	0	0	0	5
Mike Donnelly	6	1	0	1	4	-2	0	0	14
Marty McSorley	6	1	0	1	21	1	0	0	10
Kyosti Karjalainen	3	0	1	1	2	0	0	0	2
Corey Millen	6	0	1	1	6	-2	0	0	6
Larry Robinson	2	0	0	0	0	-2	0	0	1
Brent Thompson	4	0	0	0	4	1	0	0	2
Peter Ahola	6	0	0	0	2	4	0	0	8
Kelly Hrudey	6	0	0	0	0	0	0	0	0
Bob Kudelski	6	0	0	0	0	-1	0	0	5
Tim Watters	6	0	0	0	8	0	0	0	3
Team PIM					0				
Team Totals	6	18	32	50	151	-6	6	0	192
GOALTENDER	GP	MIN	GA	SO	SA	S%	EN	AVG	W-L
Kelly Hrudey	6	355	22	0	179	.877	1	3.72	2-4
Empty Net Goals			1		1				
Team Totals	6	360	23	0	180	.872	1	3.83	2-4

KINGS 1993 PLAYOFF YEAR IN REVIEW

Smythe Division Semifinals Series vs. Calgary (Won 4-2)

Smythe Division Finals Series vs. Vancouver (Won 4-2)

Campbell Conference Finals Series vs. Toronto (Won 4-3)

Stanley Cup Final Series vs. Montreal (Lost 1-4)

TOTALS FOR 1993 (13-11)

SCORING PLAYER	GP	G	A	PTS	PIM	(+/-)	PPG	SHG	S
Wayne Gretzky	24	15	25	40	4	6	4	1	76
Tomas Sandstrom	24	8	17	25	12	-2	2	0	61
Luc Robitaille	24	9	13	22	28	-13	4	0	71
Jari Kurri	24	9	8	17	12	2	2	2	50
Tony Granato	24	6	11	17	50	3	1	0	77
Warren Rychel	23	6	7	13	39	4	0	0	27
Mike Donnelly	24	6	7	13	14	3	0	0	43
Alexei Zhitnik	24	3	9	12	26	-4	2	0	42
Darryl Sydor	24	3	8	11	16	4	2	0	29
Pat Conacher	24	6	4	10	6	8	0	0	24
Rob Blake	23	4	6	10	46	3	1	1	60
Marty McSorley	24	4	6	10	60	-2	2	0	42
Jimmy Carson	18	5	4	9	2	1	2	0	30
Dave Taylor	22	3	5	8	31	7	0	2	32
Corey Millen	23	2	4	6	12	1	0	0	33
Charlie Huddy	23	1	4	5	12	9	0	0	26
Gary Shuchuk	17	2	2	4	12	-6	0	0	13
Mark Hardy	15	1	2	3	30	7	0	0	11
Tim Watters	22	0	2	2	30	-3	0	0	9
Lonnie Loach	1	0	0	0	0	0	0	0	0
Marc Potvin	1	0	0	0	0	0	0	0	0
Jim Thomson	1	0	0	0	0	0	0	0	0
Robb Stauber	4	0	0	0	0	0	0	0	0
Kelly Hrudey	20	0	0	0	2	0	0	0	0
Team PIM					4				
Team Totals	24	93	144	237	448	28	22	6	756
GOALTENDER	GP	MIN	GA	SO	SA	S%	EN	AVG	W-L
Kelly Hrudey	20	1,261	74	0	656	.887	1	3.52	10-10
Robb Stauber	4	240	16	0	157	.898	0	4.00	3-1
Empty Net Goals			1		1				
Team Totals	24	1,504	91	0	814	.888	1	3.63	13-11

KINGS 1998 PLAYOFF YEAR IN REVIEW

Western Conference Quarterfinals Series vs. St. Louis (Lost 0-4)

SCORING PLAYER	GP	G	A	PTS	PIM	(+/-)	PPG	SHG	S
Yanic Perreault	4	1	2	3	6	-1	1	0	7
Luc Robitaille	4	1	2	3	6	1	0	0	13
Jozef Stumpel	4	1	2	3	2	2	0	0	7
Aki Berg	4	0	3	3	0	3	0	0	7
Glen Murray	4	2	0	2	6	2	0	0	13
Craig Johnson	4	1	0	1	4	0	0	0	3
Ian Laperriere	4	1	0	1	6	0	0	0	6
Sean O'Donnell	4	1	0	1	36	1	0	0	7
Jan Vopat	2	0	1	1	2	1	0	0	1
Ray Ferraro	3	0	1	1	2	1	0	0	5
Steve McKenna	3	0	1	1	8	1	0	0	3
Garry Galley	4	0	1	1	2	-2	0	0	6
Vladimir Tsyplakov	4	0	1	1	8	-1	0	0	4
Dan Bylsma	2	0	0	0	0	-3	0	0	1
Stephane Fiset	2	0	0	0	0	0	0	0	0
Doug Zmolek	2	0	0	0	2	0	0	0	0
Jamie Storr	3	0	0	0	0	0	0	0	0
Rob Blake	4	0	0	0	6	-4	0	0	15
Russ Courtnall	4	0	0	0	2	-2	0	0	7
Matt Johnson	4	0	0	0	6	-1	0	0	0
Nathan LaFayette	4	0	0	0	2	-2	0	0	4
Mattias Norstrom	4	0	0	0	2	-1	0	0	3
Team PIM					0				
Team Totals	4	8	14	22	108	-5	1	0	112
GOALTENDER	GP	MIN	GA	SO	SA	S%	EN	AVG	W-L
Jamie Storr	3	145	9	0	77	.883	0	3.72	0-2
Stephane Fiset	2	93	7	0	61	.885	0	4.52	0-2
Team Totals	4	240	16	0	138	.884	0	4.00	0-4

KINGS 2000 PLAYOFF YEAR IN REVIEW

Western Conference Quarterfinals Series vs. Detroit (Lost 0-4)

SCORING									
PLAYER	GP	G	A	PTS	PIM	(+/-)	PPG	SHG	S
Luc Robitaille	4	2	2	4	6	-1	0	0	8
Jozef Stumpel	4	0	4	4	8	0	0	0	5
Ziggy Palffy	4	2	0	2	0	0	0	0	8
Rob Blake	4	0	2	2	4	1	0	0	19
Craig Johnson	4	1	0	1	2	0	0	0	6
Sean O'Donnell	4	1	0	1	4	0	0	0	4
Jere Karalahti	4	0	1	1	2	-3	0	0	5
Nelson Emerson	1	0	0	0	0	0	0	0	2
Jamie Storr	1	0	0	0	0	0	0	0	0
Marko Tuomainen	1	0	0	0	0	0	0	0	0
Aki Berg	2	0	0	0	2	0	0	0	5
Jaroslav Modry	2	0	0	0	2	0	0	0	2
Jason Blake	3	0	0	0	0	0	0	0	9
Dan Bylsma	3	0	0	0	0	-1	0	0	2
Kelly Buchberger	4	0	0	0	4	-1	0	0	1
Brad Chartrand	4	0	0	0	6	-1	0	0	5
Bob Corkum	4	0	0	0	0	-1	0	0	2
Stephane Fiset	4	0	0	0	0	0	0	0	0
Garry Galley	4	0	0	0	0	-2	0	0	9
Ian Laperriere	4	0	0	0	2	0	0	0	5
Glen Murray	4	0	0	0	2	-3	0	0	3
Mattias Norstrom	4	0	0	0	6	1	0	0	3
Bryan Smolinski	4	0	0	0	2	-1	0	0	7
Team PIM					2				
Team Totals	4	6	9	15	54	-12	0	0	110
GOALTENDER									
PLAYER	GP	MIN	GA	SO	SA	S%	EN	AVG	W-L
Stephane Fiset	4	200	10	0	98	.898	2	3.00	0-3
Jamie Storr	1	36	2	0	25	.920	1	3.33	0-1
Empty Net Goals			3		3				
Team Totals	4	240	15	0	126	.881	3	3.75	0-4

KINGS 2001 PLAYOFF YEAR IN REVIEW

Western Conference Quarterfinals Series vs. Detroit (Won 4-2)

Western Conference Semifinals Series vs. Colorado (Lost 3-4)

TOTALS FOR 2001 (7-6)

SCORING									
PLAYER	GP	G	A	PTS	PIM	(+/-)	PPG	SHG	S
Mathieu Schneider	13	0	9	9	10	4	0	0	34
Ziggy Palffy	13	3	5	8	8	0	0	0	37
Jozef Stumpel	13	3	5	8	10	1	2	0	24
Glen Murray	13	4	3	7	4	-1	1	0	34
Luc Robitaille	13	4	3	7	10	1	1	0	24
Adam Deadmarsh	13	3	3	6	4	0	0	0	20
Bryan Smolinski	13	1	5	6	14	-1	0	0	30
Eric Belanger	13	1	4	5	2	3	0	0	18
Nelson Emerson	13	2	2	4	4	1	0	0	22
Ian Laperriere	13	1	2	3	12	1	0	0	13
Mattias Norstrom	13	0	2	2	18	-4	0	0	5
Kelly Buchberger	8	1	0	1	2	-1	0	0	5
Jaroslav Modry	10	1	0	1	4	-1	1	0	12
Scott Thomas	12	1	0	1	4	-1	1	0	6
Philippe Boucher	13	0	1	1	2	1	0	0	22
Aaron Miller	13	0	1	1	6	4	0	0	9
Stephane Fiset	1	0	0	0	0	0	0	0	0
Andreas Lilja	1	0	0	0	0	0	0	0	0
Stu Grimson	5	0	0	0	4	0	0	0	1
Steve Kelly	8	0	0	0	2	-1	0	0	1
Lubomir Visnovsky	8	0	0	0	0	-1	0	0	6
Jere Karalahti	13	0	0	0	18	-7	0	0	10
Felix Potvin	13	0	0	0	4	0	0	0	0
Team PIM					4				
Team Totals	13	25	45	70	146	-2	6	0	333
GOALTENDER									
PLAYER	GP	MIN	GA	SO	SA	S%	EN	AVG	W-L
Stephane Fiset*	1	0	0	0	0	.000	0	0.00	0-0
Felix Potvin	13	812	33	2	361	.909	1	2.44	7-6
Empty Net Goals			1		1				
Team Totals	13	824	34	2	362	.906	1	2.48	7-6

*Played 12 seconds in Game 2 of Western Conference Semifinals

KINGS 2002 PLAYOFF YEAR IN REVIEW

Western Conference Quarterfinals Series vs. Colorado (Lost 3-4)

SCORING									
PLAYER	GP	G	A	PTS	PIM	(+/-)	PPG	SHG	S
Ziggy Palffy	7	4	5	9	0	4	0	0	23
Jason Allison	7	3	3	6	4	2	0	0	15
Adam Deadmarsh	4	1	3	4	2	0	0	0	9
Craig Johnson	7	1	2	3	2	3	0	0	15
Bryan Smolinski	7	2	0	2	2	-1	1	0	13
Brad Chartrand	7	1	1	2	2	0	0	0	6
Mikko Eloranta	7	1	1	2	2	-1	0	0	14
Jaroslav Modry	7	0	2	2	0	1	0	0	10
Cliff Ronning	4	0	1	1	2	-1	0	0	3
Lubomir Visnovsky	4	0	1	1	0	1	0	0	2
Philippe Boucher	5	0	1	1	2	2	0	0	4
Nelson Emerson	5	0	1	1	2	1	0	0	9
Ian Laperriere	7	0	1	1	9	-5	0	0	5
Mathieu Schneider	7	0	1	1	18	-8	0	0	12
Steve Kelly	1	0	0	0	0	0	0	0	0
Jamie Storr	1	0	0	0	0	0	0	0	0
Jaroslav Bednar	3	0	0	0	0	0	0	0	6
Steve Heinze	4	0	0	0	2	-1	0	0	7
Andreas Lilja	5	0	0	0	6	-1	0	0	2
Eric Belanger	7	0	0	0	4	-5	0	0	7
Kelly Buchberger	7	0	0	0	7	-3	0	0	2
Aaron Miller	7	0	0	0	0	1	0	0	5
Mattias Norstrom	7	0	0	0	4	0	0	0	7
Felix Potvin	7	0	0	0	0	0	0	0	0
Team PIM					2				
Team Totals	7	13	23	36	72	-11	1	0	176
GOALTENDER									
PLAYER	GP	MIN	GA	SO	SA	S%	EN	AVG	W-L
Jamie Storr	1	1	0	0	0	.000	0	0.00	0-0
Felix Potvin	7	417	15	1	201	.925	1	2.16	3-4
Empty Net Goals			1		1				
Team Totals	7	422	16	1	202	.921	1	2.27	3-4

KINGS 2010 PLAYOFF YEAR IN REVIEW

Western Conference Quarterfinals Series vs. Vancouver (Lost 2-4)

SCORING									
PLAYER	GP	G	A	PTS	PIM	(+/-)	PPG	SHG	S
Drew Doughty	6	3	4	7	4	-5	2	0	13
Jack Johnson	6	0	7	7	6	-5	0	0	15
Michal Handzus	6	3	2	5	4	-5	3	0	17
Anze Kopitar	6	2	3	5	2	-1	1	0	18
Dustin Brown	6	1	4	5	6	-7	1	0	15
Fredrik Modin	6	3	1	4	2	-3	2	0	13
Alexander Frolov	6	1	3	4	0	-5	0	0	9
Wayne Simmonds	6	2	1	3	9	1	0	0	14
Brad Richardson	6	1	1	2	2	-7	0	0	12
Ryan Smyth	6	1	1	2	6	0	0	0	11
Jarret Stoll	6	1	0	1	4	-4	1	0	7
Justin Williams	3	0	1	1	2	0	0	0	4
Matt Greene	6	0	1	1	0	-4	0	0	4
Sean O'Donnell	6	0	1	1	4	-2	0	0	2
Erik Ersberg	1	0	0	0	0	0	0	0	0
Raitis Ivanans	1	0	0	0	0	0	0	0	0
Peter Harrold	2	0	0	0	0	0	0	0	1
Rich Clune	4	0	0	0	5	-2	0	0	1
Randy Jones	4	0	0	0	2	-2	0	0	3
Scott Parse	4	0	0	0	0	-1	0	0	2
Jeff Halpern	6	0	0	0	4	-1	0	0	1
Jonathan Quick	6	0	0	0	0	0	0	0	0
Rob Scuderi	6	0	0	0	6	-4	0	0	4
Team PIM					2				
Team Totals	6	18	30	48	70	-57	10	0	166
GOALTENDER									
PLAYER	GP	MIN	GA	SO	SA	S%	EN	AVG	W-L
Jonathan Quick	6	360	21	0	181	.884	2	3.50	2-4
Erik Ersberg	1	13	2	0	4	.500	0	9.23	0-0
Empty Net Goals			2		2				
Team Totals	6	376	25	0	187	.866	2	3.99	2-4

KINGS 2011 PLAYOFF YEAR IN REVIEW**Western Conference Quarterfinals Series vs. San Jose (Lost 2-4)**

SCORING PLAYER	GP	G	A	PTS	PIM	(+/-)	PPG	SHG	S
Kyle Clifford	6	3	2	5	7	-2	0	0	9
Brad Richardson	6	2	3	5	2	-4	0	0	17
Ryan Smyth	6	2	3	5	0	3	0	0	14
Jack Johnson	6	1	4	5	0	-2	1	0	16
Justin Williams	6	3	1	4	2	0	1	0	16
Drew Doughty	6	2	2	4	8	0	1	0	12
Trevor Lewis	6	1	3	4	2	0	1	0	11
Wayne Simmonds	6	1	2	3	20	-1	0	0	12
Jarret Stoll	5	0	3	3	0	4	0	0	5
Dustin Brown	6	1	1	2	6	-3	1	0	10
Michal Handzus	6	1	1	2	0	-4	0	0	7
Willie Mitchell	6	1	1	2	4	1	0	0	8
Dustin Penner	6	1	1	2	4	-3	0	0	10
Rob Scuderi	6	0	2	2	0	-1	0	0	3
Kevin Westgarth	6	0	2	2	14	2	0	0	3
Alexei Ponikarovsky	4	1	0	1	0	1	0	0	5
Alec Martinez	6	0	1	1	2	-1	0	0	5
Oscar Moller	1	0	0	0	0	1	0	0	0
Scott Parse	2	0	0	0	0	-1	0	0	0
Matt Greene	6	0	0	0	14	-3	0	0	6
Jonathan Quick	6	0	0	0	0	0	0	0	0
Team PIM					0				
Team Totals	6	20	32	52	85	-13	5	0	169
GOALTENDER	GP	MIN	GA	SO	SA	S%	EN	AVG	W-L
Jonathan Quick	6	380	20	1	229	.913	0	3.16	2-4
Team Totals	6	380	20	1	229	.913	0	3.16	2-4

KINGS 2012 PLAYOFF YEAR IN REVIEW**Western Conference Quarterfinals Series vs. Vancouver (Won 4-1)****Western Conference Semifinals Series vs. St. Louis (Won 4-0)****Western Conference Finals Series vs. Phoenix (Won 4-1)****Stanley Cup Final Series vs. New Jersey (Won 4-2)****TOTALS FOR 2012 (16-4)**

SCORING PLAYER	GP	G	A	PTS	PIM	(+/-)	PPG	SHG	S
Dustin Brown	20	8	12	20	34	16	1	2	59
Anze Kopitar	20	8	12	20	9	16	0	2	56
Drew Doughty	20	4	12	16	14	11	1	0	44
Mike Richards	20	4	11	15	17	1	2	0	41
Justin Williams	20	4	11	15	12	8	1	0	58
Jeff Carter	20	8	5	13	4	0	4	0	54
Dustin Penner	20	3	8	11	32	4	0	0	37
Trevor Lewis	20	3	6	9	2	7	1	0	37
Dwight King	20	5	3	8	13	3	0	0	33
Matt Greene	20	2	4	6	12	9	0	1	17
Jarret Stoll	20	2	3	5	18	5	1	0	33
Alec Martinez	20	1	2	3	8	5	0	0	24
Willie Mitchell	20	1	2	3	16	7	1	0	30
Slava Voynov	20	1	2	3	4	1	0	0	28
Colin Fraser	18	1	1	2	4	-1	0	0	16
Jordan Nolan	20	1	1	2	21	1	0	0	13
Brad Richardson	13	1	0	1	4	0	0	0	13
Rob Scuderi	20	0	1	1	4	9	0	0	11
Andrei Loktionov	2	0	0	0	0	0	0	0	0
Kyle Clifford	3	0	0	0	2	-1	0	0	2
Simon Gagne	4	0	0	0	2	-1	0	0	5
Jonathan Quick	20	0	0	0	0	0	0	0	0
Team PIM					6				
Team Totals	20	57	96	153	238	100	12	5	611
GOALTENDER	GP	MIN	GA	SO	SA	S%	EN	AVG	W-L
Jonathan Quick	20	1,238	29	3	538	.946	1	1.41	16-4
Empty Net Goals			1		1				
Team Totals	20	1,244	30	3	539	.944	1	1.45	16-4

KINGS 2013 PLAYOFF YEAR IN REVIEW

Western Conference Quarterfinals Series vs. St. Louis (Won 4-2)

Western Conference Semifinals Series vs. San Jose (Won 4-3)

Western Conference Finals Series vs. Chicago (Lost 1-4)

TOTALS FOR 2013 (9-9)

SCORING PLAYER	GP	G	A	PTS	PIM	(+/-)	PPG	SHG	S
Jeff Carter	18	6	7	13	14	6	1	0	56
Slava Voynov	18	6	7	13	0	9	0	0	34
Mike Richards	15	3	9	12	8	5	1	0	23
Justin Williams	18	6	3	9	8	0	1	0	57
Anze Kopitar	18	3	6	9	12	-2	1	0	32
Tyler Toffoli	12	2	4	6	0	5	1	0	19
Dustin Penner	18	3	2	5	8	4	0	0	35
Drew Doughty	18	2	3	5	8	-7	1	0	32
Dwight King	18	2	3	5	2	-4	0	1	19
Dustin Brown	18	3	1	4	8	2	2	0	31
Trevor Lewis	18	1	2	3	2	-3	1	0	25
Jake Muzzin	17	0	3	3	6	-2	0	0	14
Rob Scuderi	18	0	3	3	0	9	0	0	12
Alec Martinez	7	0	2	2	8	-4	0	0	4
Matt Greene	9	0	2	2	6	3	0	0	4
Kyle Clifford	14	0	2	2	8	-1	0	0	16
Colin Fraser	16	0	2	2	10	-2	0	0	6
Brad Richardson	11	0	1	1	0	-3	0	0	10
Jarret Stoll	12	0	1	1	4	-2	0	0	11
Jonathan Quick	18	0	1	1	14	0	0	0	0
Robyn Regehr	18	0	1	1	6	-8	0	0	16
Jonathan Bernier	1	0	0	0	0	0	0	0	0
Tanner Pearson	1	0	0	0	0	0	0	0	0
Keaton Ellerby	5	0	0	0	0	0	0	0	3
Jordan Nolan	7	0	0	0	4	0	0	0	1
Team PIM					6				
Team Totals	18	37	65	102	142	5	9	1	460
GOALTENDER	GP	MIN	GA	SO	SA	S%	EN	AVG	W-L
Jonathan Bernier	1	30	0	0	9	1.000	0	0.00	0-0
Jonathan Quick	18	1,099	34	3	518	.934	0	1.86	9-9
Team Totals	18	1,134	34	3	527	.935	0	1.80	9-9

KINGS 2014 PLAYOFF YEAR IN REVIEW

Western Conference First Round Series vs. San Jose (Won 4-3)
 Western Conference Second Round Series vs. Anaheim (Won 4-3)
 Western Conference Final Series vs. Chicago (Won 4-3)
 Stanley Cup Final Series vs. NY Rangers (Won 4-1)
TOTALS FOR 2014 (16-10)

SCORING									
PLAYER	GP	G	A	PTS	PIM	(+/-)	PPG	SHG	S
Anze Kopitar	26	5	21	26	14	9	1	0	46
Jeff Carter	26	10	15	25	4	5	4	0	73
Justin Williams	26	9	16	25	35	13	2	0	67
Marian Gaborik	26	14	8	22	6	6	3	0	78
Drew Dougherty	26	5	13	18	30	2	1	0	60
Tyler Toffoli	26	7	7	14	10	6	0	0	65
Dustin Brown	26	6	8	14	22	7	1	0	64
Jake Muzzin	26	6	6	12	8	6	3	0	48
Tanner Pearson	24	4	8	12	8	10	0	0	53
Dwight King	26	3	8	11	20	5	0	0	32
Alec Martinez	26	5	5	10	12	1	2	0	38
Mike Richards	26	3	7	10	17	-6	0	0	43
Slava Voynov	26	2	7	9	16	4	1	0	39
Kyle Clifford	24	1	6	7	39	-2	0	0	22
Jarret Stoll	26	3	3	6	18	6	1	0	32
Trevor Lewis	26	4	1	5	6	-6	0	0	38
Willie Mitchell	18	1	3	4	20	10	1	0	23
Matt Greene	20	0	4	4	16	5	0	0	13
Robyn Regehr	8	0	2	2	7	0	0	0	3
Martin Jones	2	0	0	0	0	0	0	0	0
Jordan Nolan	3	0	0	0	2	-3	0	0	0
Jeff Schultz	7	0	0	0	0	-1	0	0	2
Jonathan Quick	26	0	0	0	4	0	0	0	0
Team PIM					6				
Team Totals	26	88	148	236	320	77	20	0	839
GOALTENDER									
PLAYER	GP	MIN	GA	SO	SA	S%	EN	AVG	W-L
Martin Jones	2	56	0	0	7	1.000	1	0.00	0-0
Jonathan Quick	26	1,605	69	2	774	.911	0	2.58	16-10
Empty Net Goals			1		1				
Team Totals	26	1,676	70	2	782	.910	1	2.51	16-10

KINGS 2016 PLAYOFF YEAR IN REVIEW

Western Conference First Round Series vs. San Jose (Lost 1-4)

SCORING									
PLAYER	GP	G	A	PTS	PIM	(+/-)	PPG	SHG	S
Jake Muzzin	5	1	4	5	2	1	0	0	17
Anze Kopitar	5	2	2	4	2	2	1	0	10
Tanner Pearson	5	1	2	3	2	-1	0	0	6
Milan Lucic	5	0	3	3	4	-2	0	0	6
Jeff Carter	5	2	0	2	4	-5	1	0	13
Trevor Lewis	5	2	0	2	4	0	0	1	6
Vincent Lecavalier	5	1	1	2	2	0	1	0	8
Luke Schenn	5	1	1	2	6	1	0	0	5
Kris Versteeg	5	1	1	2	0	0	0	0	5
Kyle Clifford	4	0	1	1	0	1	0	0	0
Marian Gaborik	4	0	1	1	2	2	0	0	8
Dustin Brown	5	0	1	1	4	-2	0	0	3
Drew Dougherty	5	0	1	1	2	-5	0	0	9
Dwight King	5	0	1	1	2	1	0	0	7
Tyler Toffoli	5	0	1	1	2	-5	0	0	9
Andy Andreoff	1	0	0	0	0	0	0	0	2
Alec Martinez	1	0	0	0	0	0	0	0	0
Nick Shore	1	0	0	0	0	-1	0	0	0
Jamie McBain	4	0	0	0	2	0	0	0	2
Brayden McNabb	5	0	0	0	2	-4	0	0	6
Jonathan Quick	5	0	0	0	0	0	0	0	0
Rob Scuderi	5	0	0	0	2	0	0	0	3
Team PIM					0				
Team Totals	5	11	20	31	44	-17	3	1	125
GOALTENDER									
PLAYER	GP	MIN	GA	SO	SA	S%	EN	AVG	W-L
Jonathan Quick	5	296	15	0	132	.886	1	3.04	1-4
Empty Net Goals			1		1				
Team Totals	5	303	16	0	133	.880	1	3.16	1-4

KINGS 2018 PLAYOFF YEAR IN REVIEW**Western Conference First Round Series vs. Vegas (Lost 0-4)**

SCORING									
PLAYER	GP	G	A	PTS	PIM	(+/-)	PPG	SHG	S
Anze Kopitar	4	1	1	2	0	0	0	0	9
Paul LaDue	2	1	0	1	0	0	1	0	4
Alex Iafallo	3	1	0	1	0	-1	0	0	3
Michael Amadio	1	0	1	1	0	0	0	0	1
Dion Phaneuf	4	0	1	1	4	-1	0	0	6
Dustin Brown	4	0	1	1	4	1	0	0	15
Oscar Fantenberg	4	0	1	1	2	0	0	0	4
Kevin Gravel	1	0	0	0	0	-1	0	0	0
Jake Muzzin	2	0	0	0	2	-1	0	0	3
Drew Doughty	3	0	0	0	0	1	0	0	6
Jeff Carter	4	0	0	0	2	0	0	0	11
Kyle Clifford	4	0	0	0	6	-2	0	0	6
Christian Folin	4	0	0	0	0	-4	0	0	7
Adrian Kempe	4	0	0	0	2	-2	0	0	6
Trevor Lewis	4	0	0	0	4	-2	0	0	6
Alec Martinez	4	0	0	0	0	-2	0	0	8
Torrey Mitchell	4	0	0	0	0	-1	0	0	2
Tanner Pearson	4	0	0	0	0	-1	0	0	8
Jonathan Quick	4	0	0	0	0	0	0	0	0
Tobias Rieder	4	0	0	0	0	-1	0	0	7
Nate Thompson	4	0	0	0	0	-1	0	0	1
Tyler Toffoli	4	0	0	0	0	-1	0	0	17
Team PIM					0				
Team Totals	4	3	5	8	26	-19	1	0	130
GOALTENDER									
GP	MIN	GA	SO	SA	S%	EN	AVG	W-L	
Jonathan Quick	4	271	7	0	131	.947	0	1.55	0-4
Team Totals	4	275	7	0	131	.947	0	1.53	0-4

KINGS 2022 PLAYOFF YEAR IN REVIEW**Western Conference First Round Series vs. Edmonton (Lost 3-4)**

SCORING									
PLAYER	GP	G	A	PTS	PIM	(+/-)	PPG	SHG	S
Adrian Kempe	7	2	4	6	0	-5	0	0	33
Phillip Danault	7	3	2	5	2	+6	2	0	11
Trevor Moore	7	2	3	5	16	0	0	0	19
Carl Grundstrom	6	3	1	4	0	-1	0	0	14
Troy Stecher	4	2	2	4	0	+4	0	0	9
Alex Iafallo	7	1	3	4	4	-1	0	0	23
Anze Kopitar	7	1	3	4	2	-6	0	0	28
Sean Durzi	7	1	2	3	6	-5	1	0	16
Alexander Edler	7	0	2	2	14	+4	0	0	9
Dustin Brown	7	0	2	2	0	-2	0	0	19
Brendan Lemieux	7	1	0	1	18	-1	0	0	12
Andreas Athanasiou	6	1	0	1	4	-5	0	0	8
Blake Lizotte	7	0	1	1	16	-1	0	0	11
Mikey Anderson	7	0	1	1	4	-5	0	0	7
Matt Roy	7	0	1	1	0	-3	0	0	14
Quinton Byfield	2	0	0	0	4	-2	0	0	1
Jordan Spence	3	0	0	0	0	-4	0	0	3
Arthur Kaliyev	4	0	0	0	2	-3	0	0	15
Jonathan Quick	7	0	0	0	0	0	0	0	0
Rasmus Kupari	5	0	0	0	2	-1	0	0	0
Gabriel Vilardi	2	0	0	0	0	0	0	0	3
Olli Maatta	7	0	0	0	0	-1	0	0	6
Cal Petersen	1	0	0	0	0	0	0	0	0
Team PIM					0				
Team Totals	7	17	27	44	94	-32	3	0	264
GOALTENDER									
GP	MIN	GA	SO	SA	S%	EN	AVG	W-L	
Jonathan Quick	7	385	22	1	228	.904	0	3.43	3-4
Cal Petersen	1	33	4	0	20	.800	0	7.45	0-0
Team Totals	8	418	26	1	248	.852	0	5.44	4-4

KINGS 2023 PLAYOFF YEAR IN REVIEW

Western Conference First Round Series vs. Edmonton (Lost 2-4)

SCORING										
PLAYER	GP	G	A	PTS	PIM	(+/-)	PPG	SHG	S	
Adrian Kempe	6	5	3	8	2	-3	2	0	31	
Viktor Arvidsson	6	1	6	7	2	-2	0	0	22	
Anze Kopitar	6	2	5	7	0	-3	2	0	14	
Kevin Fiala	3	1	5	6	4	+1	1	0	8	
Phillip Danault	6	2	3	5	12	+1	0	1	17	
Quinton Byfield	6	1	3	4	2	-5	0	0	8	
Alex Iafallo	6	3	1	4	6	+2	1	0	13	
Gabriel Vilardi	5	2	2	4	0	0	0	0	10	
Trevor Moore	6	1	2	3	0	+3	1	0	22	
Matt Roy	6	1	2	3	0	+4	0	0	8	
Drew Doughty	6	0	3	3	4	-5	0	0	6	
Sean Durzi	6	1	0	1	2	-4	0	0	5	
Mikey Anderson	6	0	1	1	2	-4	0	0	6	
Carl Grundstrom	6	0	1	1	4	-3	0	0	6	
Vladislav Gavrikov	6	0	1	1	0	+5	0	0	10	
Arthur Kaliyev	2	0	0	0	0	-1	0	0	1	
Blake Lizotte	3	0	0	0	2	0	0	0	4	
Rasmus Kupari	6	0	0	0	0	-2	0	0	1	
Sean Walker	2	0	0	0	0	-1	0	0	1	
Jaret Anderson-Dolan	4	0	0	0	0	0	0	0	6	
Zack MacEwen	1	0	0	0	2	0	0	0	0	
Alex Edler	4	0	0	0	4	-1	0	0	2	
Joonas Korpisalo	6	0	0	0	0	0	0	0	0	
Pheonix Copley	1	0	0	0	0	0	0	0	0	
Team PIM					2					
Team Totals	6	20	38	58	48	-12	7	1	219	
GOALTENDER										
	GP	MIN	GA	SO	SA	S%	EN	AVG	W-L	
Joonas Korpisalo	6	350	22	0	203	.892	0	3.77	2-4	
Pheonix Copley	1	28	2	0	8	.750	0	7.50	0-0	
Team Totals	7	378	24	0	211	.821	0	5.63	2-4	

KINGS ALL-TIME PLAYOFF RECORDS – INDIVIDUAL

		PLAYOFF YEAR
Most Points	40	Wayne Gretzky, 1993 (15-25=40)
Most Points, Defenseman	18	Drew Doughty , 2014 (5-13=18)
Most Points, Rookie	14	Tyler Toffoli, 2014 (7-7=14)
Longest Consecutive Point Streak	12	Wayne Gretzky, 4/27/93-5/23/93 (9-16=25)
Most Goals	15	Wayne Gretzky, 1993
Most Goals, Defenseman	6	2x's, Last: Jake Muzzin, 2014
Most Goals, Rookie	7	Tyler Toffoli, 2014
Longest Consecutive Goal Streak	5	Chris Kontos, 4/9/89-4/18/89 (5g)
Most Power-Play Goals	6	Chris Kontos, 1989
Most Short-Handed Points	5	Dustin Brown, 2012 (2-3=5)
Most Short-Handed Goals	2	4x's, Last: Dustin Brown and Anze Kopitar , 2012
Most Short-Handed Assists	3	Dustin Brown, 2012
Most Game-Winning Goals	4	Slava Voynov, 2013
Most Assists	25	Wayne Gretzky, 1993
Most Assists, Defenseman	13	Drew Doughty , 2014
Most Assists, Rookie	9	2x's, Last: Alexei Zhitnik, 1993
Longest Consecutive Assist Streak	8	Wayne Gretzky, 4/9/89-4/22/89 (14a)
Most Penalty Minutes	63	Jay Miller, 1989
Most Games, Goaltender	26	Jonathan Quick, 2014 (16-10)
Most Wins, Goaltender	16	2x's, Last: Jonathan Quick, 2014 – Tied NHL Record
Most Shutouts, Goaltender	3	2x's, Last: Jonathan Quick, 2013
Longest Shutout Streak	169:13	Felix Potvin, 2001 vs. COL

SERIES

Most Points	13	2x's, Last: Wayne Gretzky, 1993 vs. VAN (6-7=13)
Most Points, Opponent	14	2x's, Last: Connor McDavid, 2022 vs. EDM (4-10=14)
Most Points, Defenseman	8	Steve Duchesne, 1990 vs. CGY (2-6=8)
Most Points, Defenseman, Opponent	10	Evan Bouchard, 2023 vs. EDM (2-8=10)
Most Points, Rookie	10	Daryl Evans, 1982 vs. EDM (5-5=10)
Most Points, Rookie, Opponent	5	2x's, Last: Logan Couture, 2011 vs. SJS (2-3=5)
Most Goals	8	2x's, Last: Luc Robitaille, 1991 vs. EDM
Most Goals, Opponent	8	Bobby Schmautz, 1977 vs. BOS
Most Goals, Defenseman	4	Paul Coffey, 1992 vs. EDM
Most Goals, Defenseman, Opponent	3	6x's, Last: Rob Blake, 2001 vs. COL
Most Goals, Rookie	5	Daryl Evans, 1982 vs. EDM
Most Goals, Rookie, Opponent	3	2x's, Last: Stan Jonathan, 1977 vs. BOS
Most Power Play Goals	6	Chris Kontos, 1989 vs. EDM – NHL Record
Most Power Play Goals, Opponent	4	Jean Ratelle, 1976 vs. BOS
Most Short-Handed Goals	2	Dustin Brown, 2012 vs. VAN
Most Short-Handed Goals, Opponent	2	Bryan Trottier, 1980 vs. NYI
Most Game-Winning Goals	2	10x's, Last: Tyler Toffoli, 2014 vs. SJS
Most Game-Winning Goals, Opponent	2	6x's, Last: Marian Hossa, 2013 vs. CHI
Most Assists	9	Wayne Gretzky, 1989 vs. EDM
Most Assists, Opponent	13	Wayne Gretzky, 1987 vs. EDM
Most Assists, Defenseman	7	Jack Johnson, 2010 vs. VAN
Most Assists, Defenseman, Opponent	8	2x's, Last: Evan Bouchard, 2023 vs. EDM
Most Assists, Rookie	6	Todd Elik, 1990 vs. CGY
Most Assists, Rookie, Opponent	3	3x's, Last: Matt Nieto and Tomas Hertl, 2014 vs. SJS
Most Penalty Minutes	37	2x's, Last: Kyle Clifford, 2014 vs. SJS
Most Penalty Minutes, Opponent	43	Ed Hospodar, 1981 vs. NYR
Most Games, Goalie	7	8x's, Last: Jonathan Quick, 2022 vs. EDM
Most Wins, Goalie	4	16x's, Last: Jonathan Quick, 2014 vs. NYR
Most Shutouts, Goalie	2	2x's, Last: Jonathan Quick, 2013 vs. SJS

KINGS ALL-TIME PLAYOFF RECORDS – INDIVIDUAL

GAME

Most Points	5	3x's, Last: Wayne Gretzky, 4/10/90 vs. CGY (1-4=5)
Most Points, Opponent	7	Wayne Gretzky, 4/9/87 at EDM (1-6=7)
Most Points, Defenseman	4	3x's, Last: Drew Doughty , 4/16/11 at SJS (2-2=4)
Most Points, Defenseman, Opponent	4	2x's, Last: Ron Greschner, 4/11/81 at NYR (1-3=4)
Most Points, Rookie	4	2x's, Last: Todd Elik, 4/10/90 vs. CGY (1-3=4)
Most Points, Rookie, Opponent	3	Alex McKendry, 4/12/80 vs. NYI (2-1=3)
Most Goals	3	11x's, Last: Jeff Carter, 5/21/14 at CHI
Most Goals, Opponent	4	Jari Kurri, 4/9/87 at EDM
Most Goals, Defenseman	2	4x's, Last: Drew Doughty , 4/16/11 at SJS
Most Goals, Defenseman, Opponent	3	Eric Desjardins, 6/3/93 at MTL – Tied NHL Record
Most Goals, Rookie	2	3x's, Last: Dwight King, 5/13/12 at PHX
Most Goals, Rookie, Opponent	2	2x's, Last: Alex McKendry, 4/12/80 vs. NYI
Most Assists	4	2x's, Last: Wayne Gretzky, 4/20/92 vs. EDM
Most Assists, Opponent	6	Wayne Gretzky, 4/9/87 at EDM
Most Assists, Defenseman	3	4x's, Last: Drew Doughty , 4/19/10 vs. VAN
Most Assists, Defenseman, Opponent	3	4x's, Last: Gary Suter, 4/7/88 at CGY
Most Assists, Rookie	3	2x's, Last: Rob Blake, 4/10/91 at VAN
Most Assists, Rookie, Opponent	2	2x's, Last: Matt Nieto, 4/20/14 at SJS
Most Power Play Goals	2	8x's, Last: Jeff Carter, 5/15/12 at PHX
Most Power Play Goals, Opponent	3	Jari Kurri, 4/9/87 at EDM – Tied NHL Record
Most Short-Handed Goals	2	Dustin Brown, 4/13/12 at VAN – Tied NHL Record
Most Short-Handed Goals, Opponent	2	Bryan Trottier, 4/8/80 at NYI – Tied NHL Record
Most Penalty Minutes	26	Marty McSorley, 4/26/91 vs. EDM
Most Penalty Minutes, Opponent	39	Ed Hospodar, 4/9/81 vs. NYR
Fastest Goal, Start of Game	:06	Don Kozak, 4/17/77 vs. BOS – NHL Record
Fastest Goal, Start of Period	:06	Don Kozak, 4/17/77 vs. BOS (1st Period)
Fastest Goal, Start of Game, Opponent	:27	Ed Hospodar, 4/9/81 vs. NYR
Fastest Goal, Start of Period, Opponent	:10	Bobby Schmautz, 4/15/77 vs. BOS (3rd Period)
Most Shots Faced, Regulation Game:	52	Jonathan Quick, 4/23/11 at SJS (Kings 3, SJS 1)
Most Shots Faced, Reg. Game, Opp.	50	Kirk McLean, 5/13/93 vs. VAN (Kings 5, VAN 3)
Most Shots Faced, OT Game	56	Jonathan Quick, 4/13/18 at VGK (Kings 1, VGK 2, 2OT)
Most Shots Faced, OT Game, Opp.	52	Grant Fuhr, 4/10/82 vs. EDM (Kings 6, EDM 5 OT)
Most Saves, Regulation Game	51	Jonathan Quick, 4/23/11 at SJS (Kings 3, SJS 1)
Most Saves, Reg. Game, Opp.	45	Kirk McLean, 5/13/93 vs. VAN (Kings 5, VAN 3)
Most Saves, OT Game	54	Jonathan Quick, 4/13/18 at VGK (Kings 1, VGK 2, 2OT)
Most Saves, OT Game, Opp.	48	Henrik Lundqvist, 6/13/14 vs. NYR (Kings 3, NYR 2, 2OT)

KINGS ALL-TIME PLAYOFF RECORDS – INDIVIDUAL

		PERIOD	
Most Points	4	Jeff Carter, 5/21/14 vs. CHI (3-1=4 in 3rd Period)	
Most Points, Opponent	3	24x's, Last: Patrick Kane, 5/28/14 at CHI (0-3=3 in 1st Period)	
Most Goals	3	2x's, Last: Jeff Carter, 5/21/14 vs. CHI (3rd Period, 3 goals in 14:52)	
Most Goals, Opponent	3	3x's, Last: George Ferguson, 4/11/78 at TOR (3rd Period, 3 goals in 7:33)	
Most Assists	3	Mathieu Schneider, 4/18/01 vs. DET (3rd Period) – Tied NHL Record	
Most Assists, Opponent	3	7x's, Last: Patrick Kane, 5/28/14 at CHI (1st Period) – Tied NHL Record	
Most Power Play Goals	2	4x's, Last: Michal Handzus, 4/19/10 vs. VAN (2nd Period)	
Most Power Play Goals, Opponent	2	2x's, Last: Jari Kurri, 4/9/87 at EDM (3rd Period)	
Most Short-Handed Goals	1	22x's, Last: Trevor Lewis, 4/14/16 vs. SJS (2nd Period)	
Most Short-Handed Goals, Opponent	2	Bryan Trottier, 4/8/80 at NYI (2nd Period) – Tied NHL Record	
Most Penalty Minutes	25	John Paul Kelly, Jerry Korab and Jay Wells, 4/9/81 vs. NYR (1st Period)	
Most Penalty Minutes, Opponent	39	Ed Hospodar, 4/9/81 vs. NYR (1st Period) – NHL Record	
Most Shots Faced, Goalie	23	2x's, Last: Jonathan Quick, 4/22/14 vs. SJS (3rd Period)	
Most Shots Faced, Goalie, Opponent	21	3x's, Last: Chris Osgood, 4/15/00 vs. DET (1st Period)	
Most Saves, Goalie	22	2x's, Last: Jonathan Quick, 4/22/14 vs. SJS (3rd Period)	
Most Saves, Goalie, Opponent	20	2x's, Last: Henrik Lundqvist, 6/4/14 vs. NYR (3rd Period)	
Fewest Shots Faced, Goalie	0	Martin Jones, 5/10/14 vs. ANA (2nd Period)	
Fewest Shots Faced, Goalie, Opponent	1	2x's, Last: Patrick Roy, 4/22/02 vs. COL (3rd Period, Save)	

KINGS ALL-TIME TOP FIVE IN PLAYOFFS

GAMES PLAYED

No.	Player	Total
1	Luc Robitaille	94
2	Anze Kopitar	92
3	Dustin Brown	92
4	Dave Taylor	92
5	Drew Doughty	90

POINTS

No.	Player	Total
1	Wayne Gretzky	94
2	Luc Robitaille	89
3	Anze Kopitar	77
4	Dave Taylor	59
5	Drew Doughty	54
	Justin Williams	54

SHG'S

No.	Player	Total
1	Dustin Brown	2
	Anze Kopitar	2
	Wayne Gretzky	2
	Jari Kurri	2
	Dave Taylor	2

DEFENSEMAN GP

No.	Player	Total
1	Drew Doughty	90
2	Alec Martinez	64
3	Slava Voynov	64
4	Marty McSorley	63
5	Matt Greene	61

DEFENSEMAN PTS

No.	Player	Total
1	Drew Doughty	54
2	Steve Duchesne	39
3	Slava Voynov	25
4	Rob Blake	24
5	Jake Muzzin	20

DEFENSEMAN SHG'S

No.	Player	Total
1	Matt Greene	1
	Rob Blake	1

GOALIE GP

No.	Player	Total
1	Jonathan Quick	92
2	Kelly Hrudey	57
3	Rogie Vachon	25
4	Felix Potvin	20
	Mario Lessard	20

GOALIE GAA*

No.	Player	Total
1	Jonathan Quick	2.31
2	Felix Potvin	2.34
3	Rogie Vachon	3.10
4	Wayne Rutledge	3.18
5	Stephane Fiset	3.48

GOALS

No.	Player	Total
1	Luc Robitaille	41
2	Wayne Gretzky	29
3	Jeff Carter	26
	Dave Taylor	26
5	Anze Kopitar	24

PENALTY MINUTES

No.	Player	Total
1	Marty McSorley	190
2	Dave Taylor	149
3	Luc Robitaille	126
4	Jay Wells	110
5	Jay Miller	102

PLUS/MINUS

No.	Player	Total
1	Justin Williams	21
2	Willie Mitchell	18
3	Anze Kopitar	15
4	Slava Voynov	14
5	Rob Scuderi	13

DEFENSEMAN GOALS

No.	Player	Total
1	Drew Doughty	16
2	Steve Duchesne	13
3	Slava Voynov	9
4	Rob Blake	8
5	Jake Muzzin	7

DEFENSEMAN PIM

No.	Player	Total
1	Marty McSorley	190
2	Jay Wells	110
3	Rob Blake	98
4	Drew Doughty	70
	Jerry Korab	70

DEFENSEMAN +/-

No.	Player	Total
1	Willie Mitchell	18
2	Slava Voynov	14
3	Rob Scuderi	13
4	Matt Greene	10
5	Charlie Huddy	7
	Larry Robinson	7

GOALIE WINS

No.	Player	Total
1	Jonathan Quick	49
2	Kelly Hrudey	26
3	Felix Potvin	10
4	Rogie Vachon	9
5	Mario Lessard	6

GOALIE SAVE PCT*

No.	Player	Total
1	Jonathan Quick	.921
2	Felix Potvin	.914
3	Stephane Fiset	.893
4	Jamie Storr	.892
	Wayne Rutledge	.892
	Joonas Korpisalo	.892

ASSISTS

No.	Player	Total
1	Wayne Gretzky	65
2	Anze Kopitar	53
3	Luc Robitaille	48
4	Drew Doughty	38
5	Dave Taylor	33

PPG'S

No.	Player	Total
1	Luc Robitaille	14
2	Jeff Carter	10
	Dave Taylor	10
	Marcel Dionne	10
5	Wayne Gretzky	8

GWG'S

No.	Player	Total
1	Luc Robitaille	9
2	Dustin Brown	5
	Wayne Gretzky	5
4	Six Tied	4

DEFENSEMAN ASSISTS

No.	Player	Total
1	Drew Doughty	38
2	Steve Duchesne	26
3	Slava Voynov	16
	Rob Blake	16
5	Jake Muzzin	13

DEFENSEMAN PPG'S

No.	Player	Total
1	Drew Doughty	6
	Steve Duchesne	6
3	Rob Blake	3
	Paul Coffey	3
	Marty McSorley	3
	Jake Muzzin	3

DEFENSEMAN GWG'S

No.	Player	Total
1	Alec Martinez	4
	Slava Voynov	4
3	12 Tied	1

GOALIE SHUTOUTS

No.	Player	Total
1	Jonathan Quick	10
2	Felix Potvin	3
3	Rogie Vachon	1
	Terry Sawchuk	1

*Minimum 5 games

KINGS ALL-TIME PLAYOFF SEASON BESTS

GAMES PLAYED

No. Player	Total	Season
1 14 tied	26	2014

GOALS

No. Player	Total	Season
1 Wayne Gretzky	15	1993
2 Marian Gaborik	14	2014
3 Luc Robitaille	12	1991
4 Jeff Carter	10	2014
5 Four Tied	9	

ASSISTS

No. Player	Total	Season
1 Wayne Gretzky	25	1993
2 Anze Kopitar	21	2014
3 Tomas Sandstrom	17	1993
Wayne Gretzky	17	1989
5 Justin Williams	16	2014

POINTS

No. Player	Total	Season
1 Wayne Gretzky	40	1993
2 Anze Kopitar	26	2014
3 Jeff Carter	25	2014
Justin Williams	25	2014
Tomas Sandstrom	25	1993

PENALTY MINUTES

No. Player	Total	Season
1 Jay Miller	63	1989
2 Marty McSorley	60	1993
3 Marty McSorley	58	1991
4 Tony Granato	50	1993
5 Rob Blake	46	1993

PPG'S

No. Player	Total	Season
1 Chris Kontos	6	1989
2 Luc Robitaille	5	1991
3 Jeff Carter	4	2014
Jeff Carter	4	2012
Wayne Gretzky	4	1993
Luc Robitaille	4	1993
Marcel Dionne	4	1982

SHG'S

No. Player	Total	Season
1 Dustin Brown	2	2012
Anze Kopitar	2	2012
Jari Kurri	2	1993
Dave Taylor	2	1993
5 14 Tied	1	

PLUS/MINUS

No. Player	Total	Season
1 Dustin Brown	16	2012
Anze Kopitar	16	2012
3 Justin Williams	13	2014
4 Drew Doughty	11	2012
5 Two Tied	10	

GWG'S

No. Player	Total	Season
1 Slava Voynov	4	2013
2 Alec Martinez	3	2014
Dustin Brown	3	2012
Jeff Carter	3	2012
Wayne Gretzky	3	1993

DEFENSEMAN GP

No. Player	Total	Season
1 Drew Doughty	26	2014
Alec Martinez	26	2014
Jake Muzzin	26	2014
Slava Voynov	26	2014
5 Marty McSorley	24	1993
Darryl Sydor	24	1993
Alexei Zhitnik	24	1993

DEFENSEMAN GOALS

No. Player	Total	Season
1 Jake Muzzin	6	2014
Slava Voynov	6	2013
3 Drew Doughty	5	2014
Alec Martinez	5	2014
5 Six Tied	4	

DEFENSEMAN ASSISTS

No. Player	Total	Season
1 Drew Doughty	13	2014
2 Drew Doughty	12	2012
3 Mathieu Schneider	9	2001
Alexei Zhitnik	9	1993
Steve Duchesne	9	1990

DEFENSEMAN PTS

No. Player	Total	Season
1 Drew Doughty	18	2014
2 Drew Doughty	16	2012
3 Slava Voynov	13	2013
4 Jake Muzzin	12	2014
Alexei Zhitnik	12	1993
Steve Duchesne	12	1991

DEFENSEMAN PIM

No. Player	Total	Season
1 Marty McSorley	60	1993
2 Marty McSorley	58	1991
3 Rob Blake	46	1993
4 Jay Wells	41	1982
5 Brent Hughes	37	1969

DEFENSEMAN PPG'S

No. Player	Total	Season
1 Jake Muzzin	3	2014
Paul Coffey	3	1992
3 Seven Tied	2	

DEFENSEMAN SHG'S

No. Player	Total	Season
1 Matt Greene	1	2012
Rob Blake	1	1993

DEFENSEMAN +/-

No. Player	Total	Season
1 Drew Doughty	11	2012
2 Willie Mitchell	10	2014
3 Rob Scuderi	9	2013
Slava Voynov	9	2013
Matt Greene	9	2012
Rob Scuderi	9	2012
Charlie Huddy	9	1993

DEFENSEMAN GWG'S

No. Player	Total	Season
1 Slava Voynov	4	2013
2 Alec Martinez	3	2014
3 13 Tied	1	

GOALIE GP

No. Player	Total	Season
1 Jonathan Quick	26	2014
2 Jonathan Quick	20	2012
Kelly Hrudey	20	1993
4 Jonathan Quick	18	2013
5 Felix Potvin	13	2001

GOALIE WINS

No. Player	Total	Season
1 Jonathan Quick	16	2014
Jonathan Quick	16	2012
3 Kelly Hrudey	10	1993
4 Jonathan Quick	9	2013
5 Felix Potvin	7	2001

GOALIE SHUTOUTS

No. Player	Total	Season
1 Jonathan Quick	3	2013
Jonathan Quick	3	2012
3 Jonathan Quick	2	2014
Felix Potvin	2	2001
5 Four Tied	1	

GOALIE GAA*

No. Player	Total	Season
1 Jonathan Quick	1.41	2012
2 Jonathan Quick	1.86	2013
3 Felix Potvin	2.16	2002
4 Rogie Vachon	2.33	1976
5 Felix Potvin	2.44	2001

GOALIE SV PCT*

No. Player	Total	Season
1 Jonathan Quick	.946	2012
2 Jonathan Quick	.934	2013
3 Felix Potvin	.925	2002
4 Jonathan Quick	.913	2011
5 Rogie Vachon	.912	1976

* Minimum 5 games

^ NHL record (Minimum 15 games)

KINGS ALL-TIME PLAYOFF HAT TRICKS

1974	1. Tommy Williams, 4/14/74 vs. CHI
1976	2. Marcel Dionne, 4/15/76 vs. BOS
1977	3. Butch Goring, 4/9/77 vs. ATL
1989	4. Chris Kontos, 4/6/89 vs. EDM
1990	5. Tony Granato, 4/10/90 vs. CGY
1990	6. Tomas Sandstrom, 4/10/90 vs. CGY
1990	7. Dave Taylor, 4/10/90 vs. CGY
1991	8. Luc Robitaille, 4/26/91 vs. EDM
1993	9. Wayne Gretzky, 5/29/93 at TOR
2012	10. Jeff Carter, 5/15/12 at PHX
2014	11. Jeff Carter, 5/21/14 at CHI

KINGS ALL-TIME PLAYOFF HAT TRICKS - AGAINST

1969	1. Gordon "Red" Berenson, 4/15/69 at STL
1977	2. Bobby Schmutz, 4/11/77 at BOS
1978	3. George Ferguson, 4/11/78 at TOR
1980	4. Bryan Trottier, 4/8/80 at NYI
1987	5. Jari Kurri, 4/9/87 at EDM*
1988	6. Hakan Loob, 4/10/88 at CGY
1991	7. Geoff Courtnall, 4/4/91 vs. VAN
1992	8. Esa Tikkanen, 4/26/92 vs. EDM
1993	9. Wendel Clark, 5/27/93 vs. TOR
1993	10. Eric Desjardins, 6/3/93 at MTL
2013	11. Patrick Kane, 6/8/13 at CHI

*Four-goal game

ALL-TIME PLAYOFF OVERTIME GOALS SCORED BY KINGS (32)

Goring (2), Gretzky (2), **Kopitar** (2), Martinez (2), E. Belanger, Bozek, D. Brown, J. Carter, Deadmarsh, Evans, Gaborik, Granato, Iafallo, Irvine, C. Johnson, **Kempe**, Krushelnyski, Modry, **Moore**, M. Murphy, G. Murray, Pearson, Penner, L. Robitaille, Shuchuk, Stoll, Voynov, J. Williams.

CAREER PLAYOFF OVERTIME GOALS SCORED BY CURRENT KINGS

Anze Kopitar - 2, May 30, 2012 at NJD; April 17, 2010 at VAN

Adian Kempe - 1, May 10, 2012 at EDM

Trevor Moore - 1, April 21, 2023 vs. EDM

ALL-TIME PLAYOFF GAME-WINNING GOALS SCORED BY KINGS

1968	Joyal, MacDonald, White
1969	Cahan, Flett, Irvine, MacDonald
1974	Widing
1975	M. Murphy
1976	Goring (2), Berry, Kozak, Nevin
1977	Goring (2), Dionne, Murdoch
1980	St. Laurent
1981	Hopkins
1982	Bozek, Evans, Nicholls, Simmer
1987	Dave Williams
1988	L. Robitaille
1989	Kontos, Nicholls, L. Robitaille, Wiemer
1990	Granato (2), Krushelnyski, L. Robitaille
1991	Gretzky (2), L. Robitaille (2), B. Jones, Dave Taylor
1992	Huddy, L. Robitaille
1993	Gretzky (3), L. Robitaille (2), Rychel (2), Sandstrom (2), Granato, McSorley, Shuchuk, Zhitnik
2001	Deadmarsh (2), E. Belanger, G. Murray, Modry, L. Robitaille, Stumpel
2002	J. Allison, Chartrand, C. Johnson
2010	Kopitar , Richardson
2011	Clifford, Jack Johnson
2012	D. Brown (3), J. Carter (3), King (2), Penner (2), Stoll (2), Greene, Kopitar , Martinez, Richards
2013	Voynov (4), J. Williams (2), Kopitar , T. Lewis , Penner
2014	Martinez (3), J. Williams (2), D. Brown (2), Toffoli (2), J. Carter, Doughty , Gaborik, Kopitar , T. Lewis , Muzzin, Richards
2016	Pearson
2022	Moore , Kempe , Danault
2023	Iafallo, Moore

NOTE: All-Time Leaders: L. Robitaille (9), D. Brown (5), Gretzky (5), Six Tied (4)

ALL-TIME PLAYOFF POWER PLAY GOALS SCORED BY KINGS (211)

L. Robitaille (14), J. Carter (10), Dionne (10), Dave Taylor (10), Gretzky (8), Kontos (7), D. Brown (6), **Doughty** (6), Duchesne (6), Nicholls (5), Sandstrom (5), J. Williams (5), Goring (4), Joyal (4), **Kempe** (2), **Kopitar** (6), M. Murphy (4), R. Blake (3), Carson (3), Coffey (3), Gaborik (3), Granato (3), Handzus (3), Kurri (3), **T. Lewis** (3), McSorley (3), Muzzin (3), Richards (3), Stoll (3), Bozek (2), **Danault** (2), Martinez (2), W. Mitchell (2), Modin (2), L. Murphy (2), Sargent (2), Simmer (2), Stumpel (2), Sydor (2), T. Williams (2), Zhitnik (2), Apps Jr., Carr, Croteau, Degray, Durzi, Elik, Evans, Fenton, **Fiala**, Flett, Fox, Hardy, H. Hughes, Irvine, Jack Johnson, J.P. Kelly, Kozak, Krushelnyski, LaDue, Lecavalier, R. Lemieux, MacDonald, Menard, Modry, **Moore**, Murdoch, G. Murray, Perreault, D. Schultz, Doug Smith, Smolinski, Terrion, Thomas, Toffoli, Tonelli, Venasky, Voynov, Wells.

ALL-TIME PLAYOFF SHORT-HANDED GOALS SCORED BY KINGS (23)

D. Brown (2), Gretzky (2), **Kopitar** (2), Kurri (2), Dave Taylor (2), M. Allison, R. Blake, Bonar, Campbell, **Danault**, Granato, Greene, Kasper, King, MacDonald, M. Murphy, **T. Lewis**, St. Laurent.

KINGS ALL-TIME PLAYOFF PENALTY SHOTS - FOR

1991	Steve Duchesne, 4/10/91 (vs. Kirk McLean at VAN), MADE
2012	Dustin Brown, 4/18/12 (vs. Cory Schneider vs. VAN), MISS

KINGS ALL-TIME PLAYOFF PENALTY SHOTS - AGAINST

1968	Wayne Connelly, 4/9/68 (vs. Terry Sawchuk at MIN), MADE*
1990	Al MacInnis, 4/4/90 (vs. Kelly Hrudey at CGY), MADE
2014	Corey Perry, 5/16/14 (vs. Jonathan Quick at ANA), MISS
2016	Patrick Marleau, 4/22/16 (vs. Jonathan Quick vs. SJS), MISS

*First successful penalty shot in NHL postseason history (7th attempt).

KINGS ALL-TIME PLAYOFF SHUTOUTS

1968	1. Terry Sawchuk, 4/6/68 (2-0 vs. MIN), 18 saves
1976	2. Rogie Vachon, 4/8/76 (1-0 at ATL), 27 saves
2001	3. Felix Potvin, 5/4/01 (1-0 at COL), 20 saves
2001	4. Felix Potvin, 5/6/01 (1-0 vs. COL 2OT), 33 saves
2002	5. Felix Potvin, 4/25/02 (1-0 at COL OT), 26 saves
2011	6. Jonathan Quick , 4/16/11 (4-0 at SJS), 34 saves
2012	7. Jonathan Quick , 4/15/12 (1-0 vs. VAN), 41 saves
2012	8. Jonathan Quick , 5/15/12 (4-0 at PHX), 24 saves
2012	9. Jonathan Quick , 6/4/12 (4-0 vs. NJD), 22 saves
2013	10. Jonathan Quick , 5/4/13 (1-0 vs. STL), 30 saves
2013	11. Jonathan Quick , 5/14/13 (2-0 vs. SJS), 35 saves
2013	12. Jonathan Quick , 5/23/13 (3-0 vs. SJS), 24 saves
2014	13. Jonathan Quick , 4/26/14 (3-0 at SJS), 30 saves
2014	14. Jonathan Quick , 6/9/14 (3-0 at NYR), 32 saves
2022	15. Jonathan Quick , 5/8/22 (4-0 vs. EDM), 31 saves

KINGS ALL-TIME PLAYOFF SHUTOUTS - AGAINST

1969	1. Jacques Plante, 4/15/69 (0-4 at STL), 30 saves
1974	2. Tony Esposito, 4/13/74 (0-1 vs. CHI), 32 saves
1974	3. Tony Esposito, 4/16/74 (0-1 at CHI), 18 saves
1976	4. Gilles Gilbert, 4/11/76 (0-4 at BOS), 21 saves
1976	5. Gerry Cheevers, 4/17/76 (0-3 vs. BOS), 27 saves
1976	6. Gilles Gilbert, 4/25/76 (0-3 at BOS), 15 saves
1978	7. Mike Palmateer, 4/13/78 (0-4 vs. TOR), 21 saves
1980	8. Billy Smith, 4/12/80 (0-6 vs. NYI), 20 saves
1989	9. Grant Fuhr, 4/8/89 (0-4 at EDM), 26 saves
1990	10. Bill Ranford, 4/18/90 (0-7 at EDM), 25 saves
1992	11. Bill Ranford, 4/28/92 (0-3 at EDM), 26 saves
2000	12. Chris Osgood, 4/13/00 (0-2 at DET), 19 saves
2000	13. Chris Osgood, 4/19/00 (0-3 vs. DET), 25 saves
2001	14. Chris Osgood, 4/14/01 (0-4 at DET), 20 saves
2001	15. Patrick Roy, 4/28/01 (0-2 at COL), 20 saves
2001	16. Patrick Roy, 5/2/01 (0-3 at COL), 21 saves
2002	17. Patrick Roy, 4/23/02 (0-1 vs. COL), 32 saves
2002	18. Patrick Roy, 4/29/02 (0-4 at COL), 23 saves
2012	19. Mike Smith, 5/20/12 (0-2 vs. PHX), 36 saves
2014	20. John Gibson, 5/10/14 (0-2 vs. ANA), 28 saves
2018	21. Marc-Andre Fleury, 4/11/18 (0-1 at VGK), 30 saves
2018	22. Marc-Andre Fleury, 4/17/18 (0-1 vs. VGK), 31 saves
2022	23. Mike Smith, 5/4/22 (0-6 at EDM), 30 saves
2022	24. Mike Smith, 5/14/22 (0-2 at EDM), 30 saves



LA KINGS 2023-24 MEDIA GUIDE

THE OPPONENTS

LA KINGS



Anaheim DUCKS

ALL-TIME RECORD vs. ANAHEIM (74-57-11-17)

Year	TOTAL				HOME				AWAY			
	W	L	T	OT	W	L	T	OT	W	L	T	OT
1993-94	4	2	0	-	2	1	0	-	2	1	0	-
1994-95	1	2	2	-	1	1	1	-	0	1	1	-
1995-96	3	2	1	-	2	1	0	-	1	1	1	-
1996-97	1	3	1	-	1	0	1	-	0	3	0	-
1997-98	3	1	1	-	2	1	0	-	1	0	1	-
1998-99	1	5	0	-	1	2	0	-	0	3	0	-
1999-00	2	2	2	0	1	2	0	0	1	0	2	0
2000-01	2	2	1	0	1	0	1	0	1	2	0	0
2001-02	4	0	1	0	2	0	1	0	2	0	0	0
2002-03	2	2	1	0	1	1	0	0	1	1	1	0
2003-04	4	1	1	0	3	0	0	0	1	1	1	0
2005-06	3	4	-	1	2	2	-	0	1	2	-	1
2006-07	4	2	-	2	1	1	-	2	3	1	-	0
2007-08	2	4	-	2	2	2	-	0	0	2	-	2
2008-09	3	2	-	1	2	0	-	1	1	2	-	0
2009-10	4	1	-	1	2	0	-	1	2	1	-	0
2010-11	2	3	-	1	1	1	-	1	1	2	-	0
2011-12	5	1	-	0	3	0	-	0	2	1	-	0
2012-13	2	1	-	1	2	0	-	0	0	1	-	1
2013-14	1	3	-	1	0	2	-	1	1	1	-	0
2014-15	1	1	-	3	1	0	-	1	0	1	-	2
2015-16	2	3	-	0	1	2	-	0	1	1	-	0
2016-17	2	2	-	1	1	1	-	0	1	1	-	1
2017-18	2	2	-	1	1	1	-	0	1	1	-	1
2018-19	3	1	-	0	2	0	-	0	1	1	-	0
2019-20	1	2	-	0	0	1	-	0	1	1	-	0
2020-21	4	3	-	1	2	2	-	0	2	1	-	1
2021-22	3	0	-	1	1	0	-	1	2	0	-	0
2022-23	3	0	-	0	1	0	-	0	2	0	-	0
TOTALS	74	57	11	17	42	24	4	8	32	33	7	9

KINGS FAST FACTS

	OVERALL	AT HOME	ON ROAD
LAST WIN	4/13/23 (5-3)	12/20/22 (4-1)	4/13/23 (5-3)
LAST LOSS	11/30/22 (4-5 SO)	11/30/22 (4-5 SO)	5/1/21 (2-6)
LAST OT GAME	11/30/22 (4-5 SO)	11/30/22 (4-5 SO)	3/8/21 (5-6 OT)
LONGEST WIN STREAK	*6 Games 2/25/22-present	5 Games - Twice 11/16/11-4/13/13	*4 Games 2/25/22-present
LONGEST POINT STREAK	9 Games (6-0-3) 3/24/01-12/19/02	8 Games (5-0-3) 10/14/08-3/19/11	*4 Games (4-0-0) 2/25/22-present
LONGEST LOSING STREAK	6 Games 4/18/98-3/18/99	5 Games (0-3-2) 1/28/06-2/17/07	6 Games (0-4-2) 9/30/07-1/6/09
LONGEST WINLESS STREAK	7 Games (0-5-2) 1/28/06-12/2/06	5 Games (0-3-2) 1/28/06-2/17/07	6 Games - Twice 9/30/07-1/6/09 (0-4-2)
SHUTOUTS BY KINGS	2	2	Never
LAST TIME	1/14/10 (4-0)	1/14/10 (4-0)	
SHUTOUTS OF KINGS	9	3	6
LAST TIME	2/19/17 (0-1)	11/1/16 (0-4)	2/19/17 (0-1)
MOST GOALS FOR	7	7	6
LAST TIME	12/27/95 (7-1)	12/27/95 (7-1)	2/17/23 (6-3)
MOST GOALS AGAINST	7 - Twice	6 - Twice	7 - Twice
LAST TIME	2/2/13 (4-7)	11/15/07 (3-6)	2/2/13 (4-7)

*Active Streak



Arizona COYOTES

ALL-TIME RECORD vs. ARIZONA (101-108-25-13) (Winnipeg Jets, 1979-96; Phoenix Coyotes, 1996-2014)

Year	TOTAL				HOME				AWAY				Year	TOTAL				HOME				AWAY			
	W	L	T	OT	W	L	T	OT	W	L	T	OT		W	L	T	OT	W	L	T	OT	W	L	T	OT
1979-80	1	2	1	-	1	1	0	-	0	1	1	-	2003-04	3	2	1	0	2	0	1	0	1	2	0	0
1980-81	4	0	0	-	2	0	0	-	2	0	0	-	2005-06	3	3	-	2	3	1	-	0	0	2	-	2
1981-82	0	3	0	-	0	1	0	-	0	2	0	-	2006-07	4	4	-	0	3	1	-	0	1	3	-	0
1982-83	2	6	0	-	1	3	0	-	1	3	0	-	2007-08	2	6	-	0	1	3	-	0	1	3	-	0
1983-84	0	5	3	-	0	3	1	-	0	2	2	-	2008-09	2	4	-	0	1	2	-	0	1	2	-	0
1984-85	2	4	2	-	1	3	0	-	1	1	2	-	2009-10	3	2	-	1	1	1	-	1	2	1	-	0
1985-86	5	2	1	-	2	1	1	-	3	1	0	-	2010-11	3	3	-	0	2	1	-	0	1	2	-	0
1986-87	3	5	0	-	2	2	0	-	1	3	0	-	2011-12	3	1	-	2	2	1	-	0	1	0	-	2
1987-88	3	5	0	-	1	3	0	-	2	2	0	-	2012-13	3	2	-	0	2	0	-	0	1	2	-	0
1988-89	2	2	4	-	1	1	2	-	1	1	2	-	2013-14	2	3	-	0	2	1	-	0	0	2	-	0
1989-90	2	5	1	-	1	2	1	-	1	3	0	-	2014-15	3	0	-	1	2	0	-	0	1	0	-	1
1990-91	5	1	2	-	2	0	2	-	3	1	0	-	2015-16	2	3	-	0	0	2	-	0	2	1	-	0
1991-92	4	2	1	-	2	0	1	-	2	2	0	-	2016-17	2	2	-	1	0	2	-	1	2	0	-	0
1992-93	2	3	2	-	2	1	0	-	0	2	2	-	2017-18	2	0	-	2	2	0	-	0	0	0	-	2
1993-94	1	2	1	-	0	1	1	-	1	1	0	-	2018-19	2	2	-	0	1	1	-	0	1	1	-	0
1994-95	3	0	1	-	1	0	1	-	2	0	0	-	2019-20	1	2	-	0	0	1	-	0	1	1	-	0
1995-96	1	3	0	-	1	1	0	-	0	2	0	-	2020-21	5	3	-	0	1	3	-	0	4	0	-	0
1996-97	2	2	0	-	1	1	0	-	1	1	0	-	2021-22	2	0	-	1	0	0	-	1	2	0	-	0
1997-98	2	2	0	-	1	1	0	-	1	1	0	-	2022-23	2	0	-	1	2	0	-	0	0	0	-	1
1998-99	1	5	0	-	0	3	0	-	1	2	0	-	TOTALS	101	108	25	13	53	51	14	4	48	57	11	9
1999-00	2	3	0	1	0	2	0	1	2	1	0	0													
2000-01	1	2	2	0	1	1	1	0	0	1	1	0													
2001-02	0	1	3	1	0	0	2	0	0	1	1	1													
2002-03	4	1	0	0	3	0	0	0	1	1	0	0													

KINGS FAST FACTS

	OVERALL	AT HOME	ON ROAD
LAST WIN	2/18/23 (6-5 OT)	2/18/23 (6-5 OT)	2/23/22 (3-2)
LAST LOSS	12/23/22 (1-2 SO)	11/21/21 (1-2 OT)	12/23/22 (1-2 SO)
LAST OT GAME	2/18/23 (6-5 OT)	2/18/23 (6-5 OT)	12/23/22 (1-2 SO)
LONGEST WIN STREAK	5 Games 12/7/85-2/1/86	4 Games - Twice 3/3/11-1/5/12	7 Games 4/30/20-12/23/22
LONGEST POINT STREAK	9 Games (6-0-3) 10/28/90-10/12/91	13 Games (8-0-5) 11/7/00-1/5/06	*8 Games 4/30/20-present (7-0-1)
LONGEST LOSING STREAK	6 Games 11/17/07-2/18/08	7 Games 11/1/98-10/15/00	6 Games 11/4/06-2/16/08
LONGEST WINLESS STREAK	10 Games (0-6-4) 3/30/83-10/27/84	7 Games (0-6-1) 11/1/98-10/15/00	8 Games (0-5-3) 10/27/82 - 10/27/84
SHUTOUTS BY KINGS	12	8	4
LAST TIME	2/3/18 (6-0)	2/3/18 (6-0)	12/4/14 (4-0)
SHUTOUTS OF KINGS	16	8	8
LAST TIME	11/18/19 (0-3)	4/24/21 (0-4)	11/18/19 (0-3)
MOST GOALS FOR	9 - Twice	9	9
LAST TIME	12/19/89 (9-5)	12/19/89 (9-5)	2/1/86 (9-6)
MOST GOALS AGAINST	10	9	10
LAST TIME	3/30/83 (5-10)	11/24/84 (5-9)	3/30/83 (5-10)

*Active Streak



Boston BRUINS

ALL-TIME RECORD vs. BOSTON (46-87-13-2)

Year	TOTAL				HOME				AWAY				Year	TOTAL				HOME				AWAY							
	W	L	T	OT	W	L	T	OT	W	L	T	OT		W	L	T	OT	W	L	T	OT	W	L	T	OT				
1967-68	1	3	0	-	0	2	0	-	1	1	0	-	1999-00	0	0	2	0	0	0	1	0	0	0	1	0				
1968-69	1	5	0	-	1	2	0	-	0	3	0	-	2000-01	1	0	1	0	1	0	0	0	0	0	0	1	0			
1969-70	0	5	1	-	0	2	1	-	0	3	0	-	2001-02	0	1	0	0	0	0	0	0	0	0	0	1	0	0		
1970-71	1	5	0	-	1	2	0	-	0	3	0	-	2002-03	0	0	0	1	0	0	0	0	0	1	0	0	0	0	0	
1971-72	1	4	1	-	0	3	0	-	1	1	1	-	2003-04	0	1	0	0	0	1	0	0	0	0	0	0	0	0	0	
1972-73	2	3	0	-	1	1	0	-	1	2	0	-	2005-06	1	0	-	0	0	0	0	-	0	1	0	-	0	-	0	
1973-74	1	3	1	-	1	1	1	-	0	2	0	-	2006-07	-	-	-	-	-	-	-	-	-	-	-	-	-	-	-	
1974-75	3	2	0	-	2	1	0	-	1	1	0	-	2007-08	0	1	-	0	0	1	-	0	0	0	-	0	0	-	-	
1975-76	1	4	0	-	0	2	0	-	1	2	0	-	2008-09	1	0	-	0	0	0	-	0	1	0	-	0	1	0	-	0
1976-77	2	2	1	-	2	1	0	-	0	1	1	-	2009-10	2	0	-	0	1	0	-	0	1	0	-	0	1	0	-	0
1977-78	0	5	0	-	0	2	0	-	0	3	0	-	2010-11	2	0	-	0	1	0	-	0	1	0	-	0	1	0	-	0
1978-79	3	1	0	-	1	1	0	-	2	0	0	-	2011-12	0	2	-	0	0	1	-	0	0	1	-	0	1	-	0	0
1979-80	1	2	1	-	1	0	1	-	0	2	0	-	2012-13	-	-	-	-	-	-	-	-	-	-	-	-	-	-	-	-
1980-81	2	2	0	-	1	1	0	-	1	1	0	-	2013-14	1	1	-	0	1	0	-	0	1	0	-	0	1	0	-	0
1981-82	0	3	0	-	0	1	0	-	0	2	0	-	2014-15	1	1	-	0	1	0	-	0	0	1	-	0	1	0	-	0
1982-83	2	1	0	-	2	0	0	-	0	1	0	-	2015-16	2	0	-	0	1	0	-	0	1	0	-	0	1	0	-	0
1983-84	0	3	0	-	0	1	0	-	0	2	0	-	2016-17	0	2	-	0	0	1	-	0	0	1	-	0	1	0	-	0
1984-85	0	1	2	-	0	0	2	-	0	1	0	-	2017-18	1	1	-	0	0	1	-	0	1	0	-	0	1	0	-	0
1985-86	0	3	0	-	0	1	0	-	0	2	0	-	2018-19	0	1	-	1	0	1	-	0	0	0	-	0	0	0	-	1
1986-87	1	2	0	-	1	1	0	-	0	1	0	-	2019-20	1	0	-	0	0	0	-	0	1	0	-	0	1	0	-	0
1987-88	0	2	1	-	0	1	0	-	0	1	1	-	2020-21	-	-	-	-	-	-	-	-	-	-	-	-	-	-	-	-
1988-89	1	2	0	-	1	1	0	-	0	1	0	-	2021-22	1	1	-	0	0	1	-	0	1	0	-	0	1	0	-	0
1989-90	1	2	0	-	0	1	0	-	1	1	0	-	2022-23	1	1	-	0	0	1	-	0	1	0	-	0	1	0	-	0
1990-91	1	2	0	-	1	1	0	-	0	1	0	-	TOTALS	46	87	13	2	26	39	7	1	20	48	6	1				
1991-92	2	1	0	-	1	0	0	-	1	1	0	-																	
1992-93	1	1	0	-	1	0	0	-	0	1	0	-																	
1993-94	0	2	0	-	0	1	0	-	0	1	0	-																	
1994-95	-	-	-	-	-	-	-	-	-	-	-	-																	
1995-96	0	1	1	-	0	0	1	-	0	1	0	-																	
1996-97	1	0	1	-	1	0	0	-	0	0	1	-																	
1997-98	0	2	0	-	0	1	0	-	0	1	0	-																	
1998-99	2	0	0	-	1	0	0	-	1	0	0	-																	

KINGS FAST FACTS

	OVERALL	AT HOME	ON ROAD
LAST WIN	12/15/22 (3-2 SO)	3/19/16 (2-1)	12/15/22 (3-2 SO)
LAST LOSS	1/5/23 (2-5)	1/5/23 (2-5)	2/9/19 (4-5 OT)
LAST OT GAME	12/15/22 (3-2 SO)	1/16/10 (4-3 SO)	12/15/22 (3-2 SO)
LONGEST WIN STREAK	5 Games 3/19/09-1/24/11	3 Games 1/9/14-3/19/16	4 Games 1/12/06-11/20/10
LONGEST POINT STREAK	6 Games (3-0-3) 10/16/98-11/26/00	4 Games (3-0-1) 2/21/79-10/21/81	*5 Games (4-0-1) 10/28/17-present
LONGEST LOSING STREAK	10 Games 11/21/68-1/15/70	*5 Games 2/23/17-present	10 Games – Twice 12/20/81-12/10/87
LONGEST WINLESS STREAK	15 Games (0-14-1) 11/21/68-2/3/71	6 Games (0-5-1) 1/30/69-10/14/70	13 Games (0-12-1) 12/20/81-11/2/89
SHUTOUTS BY KINGS	10	8	2
LAST TIME	12/2/14 (2-0)	12/2/14 (2-0)	1/12/06 (6-0)
SHUTOUTS OF KINGS	11	2	9
LAST TIME	2/28/22 (0-7)	2/28/22 (0-7)	12/18/16 (0-1)
MOST GOALS FOR	9	8	9
LAST TIME	2/9/16 (9-2)	10/17/92 (8-6)	2/9/16 (9-2)
MOST GOALS AGAINST	11	8 – Three Times	11
LAST TIME	11/14/71 (2-11)	10/12/07 (6-8)	11/14/71 (2-11)

*Active Streak



Buffalo SABRES

ALL-TIME RECORD vs. BUFFALO (49-61-18-3)

Year	TOTAL				HOME				AWAY				Year	TOTAL				HOME				AWAY			
	W	L	T	OT	W	L	T	OT	W	L	T	OT		W	L	T	OT	W	L	T	OT	W	L	T	OT
1970-71	1	2	3	-	1	0	2	-	0	2	1	-	2002-03	1	0	0	0	0	0	0	0	1	0	0	0
1971-72	3	2	1	-	2	1	0	-	1	1	1	-	2003-04	0	2	0	0	0	1	0	0	0	1	0	0
1972-73	1	2	2	-	1	0	2	-	0	2	0	-	2005-06	0	1	-	0	0	0	0	0	0	1	-	0
1973-74	1	4	0	-	1	1	0	-	0	3	0	-	2006-07	-	-	-	-	-	-	-	-	-	-	-	
1974-75	3	1	1	-	1	0	1	-	2	1	0	-	2007-08	1	0	-	0	1	0	-	0	0	0	-	
1975-76	2	3	0	-	1	2	0	-	1	1	0	-	2008-09	0	1	-	0	0	0	-	0	0	1	-	
1976-77	2	3	0	-	1	2	0	-	1	1	0	-	2009-10	1	0	-	0	1	0	-	0	0	0	-	
1977-78	0	3	2	-	0	2	0	-	0	1	2	-	2010-11	0	1	-	0	0	0	-	0	0	1	-	
1978-79	1	2	1	-	1	1	0	-	0	1	1	-	2011-12	0	1	-	0	0	1	-	0	0	0	-	
1979-80	0	3	1	-	0	1	1	-	0	2	0	-	2012-13	-	-	-	-	-	-	-	-	-	-	-	
1980-81	1	2	1	-	0	2	0	-	1	0	1	-	2013-14	1	0	-	1	1	0	-	0	0	0	-	
1981-82	1	2	0	-	0	1	0	-	1	1	0	-	2014-15	1	1	-	0	1	0	-	0	0	1	-	
1982-83	1	2	0	-	1	1	0	-	0	1	0	-	2015-16	1	0	-	1	1	0	-	0	0	0	-	
1983-84	0	2	1	-	0	1	0	-	0	1	1	-	2016-17	1	1	-	0	1	0	-	0	0	1	-	
1984-85	2	0	1	-	1	0	1	-	1	0	0	-	2017-18	2	0	-	0	1	0	-	0	1	0	-	
1985-86	2	1	0	-	1	0	0	-	1	1	0	-	2018-19	0	1	-	1	0	1	-	0	0	0	-	
1986-87	1	2	0	-	0	2	0	-	1	0	0	-	2019-20	0	2	-	0	0	1	-	0	0	1	-	
1987-88	1	2	0	-	0	1	0	-	1	1	0	-	2020-21	-	-	-	-	-	-	-	-	-	-	-	
1988-89	3	0	0	-	2	0	0	-	1	0	0	-	2021-22	2	0	-	0	1	0	-	0	1	0	-	
1989-90	1	2	0	-	0	1	0	-	1	1	0	-	2022-23	1	1	-	0	1	0	-	0	0	1	-	
1990-91	2	0	1	-	2	0	0	-	0	0	1	-	TOTALS	49	61	18	3	31	26	9	0	18	35	9	3
1991-92	1	1	1	-	0	1	1	-	1	0	0	-													
1992-93	2	0	0	-	1	0	0	-	1	0	0	-													
1993-94	0	2	0	-	0	1	0	-	0	1	0	-													
1994-95	-	-	-	-	-	-	-	-	-	-	-	-													
1995-96	0	1	1	-	0	1	0	-	0	0	1	-													
1996-97	1	1	0	-	1	0	0	-	0	1	0	-													
1997-98	0	1	1	-	0	0	1	-	0	1	0	-													
1998-99	1	1	0	-	1	0	0	-	0	1	0	-													
1999-00	1	1	0	0	1	0	0	0	0	1	0	0													
2000-01	1	1	0	0	1	0	0	0	0	1	0	0													
2001-02	1	0	0	0	1	0	0	0	0	0	0	0													

KINGS FAST FACTS

	OVERALL	AT HOME	ON ROAD
LAST WIN	2/13/23 (5-2)	2/13/23 (5-2)	3/6/22 (3-0)
LAST LOSS	12/13/22 (0-6)	10/17/19 (0-3)	12/13/22 (0-6)
LAST OT GAME	12/11/18 (3-4 OT)	1/21/10 (4-3 SO)	12/11/18 (3-4 OT)
LONGEST WIN STREAK	4 Games 11/22/87-3/1/89	5 Games 11/7/13-10/14/17	2 Games – Four Times 2/9/92-3/15/93
LONGEST POINT STREAK	6 Games (4-0-2) 3/14/90-2/9/92	6 Games (5-0-1) 1/9/97-1/17/02	4 Games (3-0-1) 3/14/90-3/15/93
LONGEST LOSING STREAK	5 Games – Twice 3/8/79-1/27/80	4 Games – Twice 12/20/80-11/20/82	8 Games (0-6-2) 2/13/04-12/13/16
LONGEST WINLESS STREAK	8 Games (0-6-2) 12/7/78-12/20/80	7 Games (0-6-1) 3/24/79-11/20/82	8 Games – Twice 2/13/04-12/13/16 (0-7-1)
SHUTOUTS BY KINGS	7	6	1
LAST TIME	3/6/22 (3-0)	3/16/17 (2-0)	3/6/22 (3-0)
SHUTOUTS OF KINGS	10	2	8
LAST TIME	12/13/22 (0-6)	10/17/19 (0-3)	12/13/22 (0-6)
MOST GOALS FOR	9	8 – Twice 12/6/07 (8-2)	9 1/1/76 (9-6)
LAST TIME	1/1/76 (9-6)	8 – Twice 3/19/92 (2-8)	10 1/14/06 (1-10)
MOST GOALS AGAINST	10	8 – Twice 3/19/92 (2-8)	10 1/14/06 (1-10)
LAST TIME	1/14/06 (1-10)		

*Active Streak



ALL-TIME RECORD vs. CALGARY (104-120-21-9) (Atlanta Flames, 1972-80)

Year	TOTAL				HOME				AWAY				Year	TOTAL				HOME				AWAY			
	W	L	T	OT	W	L	T	OT	W	L	T	OT		W	L	T	OT	W	L	T	OT	W	L	T	OT
1972-73	1	1	3	-	1	0	1	-	0	1	2	-	2002-03	1	1	0	2	1	1	0	0	0	0	0	2
1973-74	5	1	0	-	3	0	0	-	2	1	0	-	2003-04	1	1	1	1	1	1	0	0	0	0	1	1
1974-75	1	2	1	-	1	0	1	-	0	2	0	-	2005-06	2	2	-	0	1	1	-	0	1	1	-	0
1975-76	3	1	0	-	2	0	0	-	1	1	0	-	2006-07	1	3	-	0	1	1	-	0	0	2	-	0
1976-77	2	2	0	-	1	1	0	-	0	2	0	-	2007-08	1	3	-	0	1	1	-	0	0	2	-	0
1977-78	2	1	1	-	1	1	0	-	1	0	1	-	2008-09	0	4	-	0	0	2	-	0	0	2	-	0
1978-79	2	2	0	-	2	0	0	-	0	2	0	-	2009-10	1	3	-	0	1	1	-	0	0	2	-	0
1979-80	1	2	1	-	0	2	0	-	1	0	1	-	2010-11	3	1	-	0	2	0	-	0	1	1	-	0
1980-81	1	3	0	-	1	1	0	-	0	2	0	-	2011-12	2	1	-	1	0	1	-	1	2	0	-	0
1981-82	3	4	1	-	3	0	1	-	0	4	0	-	2012-13	3	0	-	0	2	0	-	0	1	0	-	0
1982-83	3	3	2	-	3	1	0	-	0	2	2	-	2013-14	2	2	-	1	0	2	-	0	2	0	-	1
1983-84	3	4	1	-	2	2	0	-	1	2	1	-	2014-15	1	2	-	2	1	0	-	2	0	2	-	0
1984-85	3	4	1	-	2	2	0	-	1	2	1	-	2015-16	4	0	-	0	2	0	-	0	2	0	-	0
1985-86	1	7	0	-	1	3	0	-	0	4	0	-	2016-17	2	2	-	1	1	1	-	0	1	1	-	1
1986-87	3	5	0	-	2	2	0	-	1	3	0	-	2017-18	2	1	-	1	1	0	-	1	1	1	-	0
1987-88	4	4	0	-	1	3	0	-	3	1	0	-	2018-19	1	3	-	0	0	2	-	0	1	1	-	0
1988-89	2	6	0	-	2	2	0	-	0	4	0	-	2019-20	3	1	-	0	2	0	-	0	1	1	-	0
1989-90	3	4	1	-	1	2	1	-	2	2	0	-	2020-21	-	-	-	-	-	-	-	-	-	-	-	-
1990-91	4	3	1	-	2	1	1	-	2	2	0	-	2021-22	1	2	-	0	0	2	-	0	1	0	-	0
1991-92	2	5	0	-	2	1	0	-	0	4	0	-	2022-23	2	2	-	0	2	0	-	0	0	2	-	0
1992-93	3	3	1	-	2	1	1	-	1	2	0	-	TOTALS	104	120	21	9	63	50	9	4	41	70	12	5
1993-94	3	3	1	-	2	1	0	-	1	2	1	-													
1994-95	1	3	1	-	0	1	1	-	1	2	0	-													
1995-96	1	3	1	-	0	1	1	-	1	2	0	-													
1996-97	1	3	1	-	0	2	1	-	1	1	0	-													
1997-98	5	1	0	-	3	0	0	-	2	1	0	-													
1998-99	1	2	1	-	1	1	0	-	0	1	1	-													
1999-00	4	0	0	0	2	0	0	0	2	0	0	0													
2000-01	3	1	0	0	1	1	0	0	2	0	0	0													
2001-02	0	3	1	0	0	2	0	0	0	1	1	0													

KINGS FAST FACTS

	OVERALL	AT HOME	ON ROAD
LAST WIN	3/20/23 (8-2)	3/20/23 (8-2)	3/31/22 (3-2 SO)
LAST LOSS	3/28/23 (1-2)	4/4/22 (2-3)	3/28/23 (1-2)
LAST OT GAME	3/31/22 (3-2 SO)	10/11/17 (3-4 OT)	3/31/22 (3-2 OT)
LONGEST WIN STREAK	5 Games - Twice 12/15/15-11/5/16	4 Games - Four Times 2/12/15-11/5/16	6 Games 2/5/11-3/10/14
LONGEST POINT STREAK	6 Games (5-0-1) 12/31/15-2/28/17	10 Games (8-0-2) 10/26/72-10/28/76	7 Games (6-0-1) 2/5/11-4/9/14
LONGEST LOSING STREAK	11 Games 3/3/85-3/2/86	5 Games 3/23/85-3/2/86	10 Games 3/29/06-10/10/10
LONGEST WINLESS STREAK	12 Games (0-11-1, 1 Tie) 1/9/85-3/2/86	7 Games (0-6-1, 1 Tie) 2/23/95-3/15/97	14 Games (0-10-4, 4 Ties) 3/13/80-2/28/84
SHUTOUTS BY KINGS	13	8	5
LAST TIME	3/25/19 (3-0)	3/26/18 (3-0)	3/25/19 (3-0)
SHUTOUTS OF KINGS	13	7	6
LAST TIME	11/10/18 (0-1)	11/10/18 (0-1)	11/28/96 (0-2)
MOST GOALS FOR	9 - Twice 3/30/98 (9-7)	9 - Twice 3/30/88 (9-7)	8 - Twice 11/14/89 (8-6)
MOST GOALS AGAINST	11 LAST TIME 10/17/88 (4-11)	9 - Twice 3/18/89 (3-9)	11 10/17/88 (4-11)

*Active Streak



Carolina HURRICANES

ALL-TIME RECORD vs. CAROLINA (38-36-8-3) (Hartford Whalers, 1979-97)

Year	TOTAL				HOME				AWAY				Year	TOTAL				HOME				AWAY			
	W	L	T	OT	W	L	T	OT	W	L	T	OT		W	L	T	OT	W	L	T	OT	W	L	T	OT
1979-80	1	2	1	-	1	0	1	-	0	2	0	-	2006-07	0	1	-	0	0	0	-	0	1	-	0	
1980-81	3	0	1	-	2	0	0	-	1	0	1	-	2007-08	-	-	-	-	-	-	-	-	-	-	-	
1981-82	0	2	1	-	0	1	0	-	0	1	1	-	2008-09	1	0	-	0	1	0	-	0	0	-	0	
1982-83	2	1	0	-	1	1	0	-	1	0	0	-	2009-10	1	0	-	0	0	0	-	0	1	0	-	
1983-84	1	2	0	-	0	1	0	-	1	1	0	-	2010-11	1	0	-	0	1	0	-	0	0	-	0	
1984-85	2	0	1	-	1	0	1	-	1	0	0	-	2011-12	0	1	-	0	0	0	-	0	0	-	0	
1985-86	1	2	0	-	0	1	0	-	1	1	0	-	2012-13	-	-	-	-	-	-	-	-	-	-	-	
1986-87	2	1	0	-	2	0	0	-	0	1	0	-	2013-14	2	0	-	0	1	0	-	0	1	0	-	
1987-88	0	3	0	-	0	1	0	-	0	2	0	-	2014-15	1	1	-	0	1	0	-	0	0	1	-	
1988-89	2	1	0	-	2	0	0	-	0	1	0	-	2015-16	1	1	-	0	1	0	-	0	0	1	-	
1989-90	1	2	0	-	0	1	0	-	1	1	0	-	2016-17	1	1	-	0	0	1	-	0	1	0	-	
1990-91	2	1	0	-	2	0	0	-	0	1	0	-	2017-18	1	1	-	0	1	0	-	0	0	1	-	
1991-92	0	1	2	-	0	0	1	-	0	1	1	-	2018-19	1	1	-	0	1	0	-	0	0	1	-	
1992-93	2	0	0	-	1	0	0	-	1	0	0	-	2019-20	0	2	-	0	0	1	-	0	0	1	-	
1993-94	2	0	0	-	1	0	0	-	1	0	0	-	2020-21	-	-	-	-	-	-	-	-	-	-	-	
1994-95	-	-	-	-	-	-	-	-	-	-	-	-	2021-22	0	2	-	0	0	1	-	0	0	1	-	
1995-96	0	2	0	-	0	1	0	-	0	1	0	-	2022-23	0	1	-	1	0	1	-	0	0	0	-	
1996-97	2	0	0	-	1	0	0	-	1	0	0	-	TOTALS	38	36	8	3	24	15	3	0	14	21	5	3
1997-98	0	1	1	-	0	1	0	-	0	0	1	-													
1998-99	1	1	0	-	0	1	0	-	1	0	0	-													
1999-00	0	1	0	0	0	1	0	0	0	0	0	0													
2000-01	2	0	0	0	1	0	0	0	1	0	0	0													
2001-02	1	0	0	1	1	0	0	0	0	0	0	1													
2002-03	1	0	1	0	1	0	0	0	0	0	1	0													
2003-04	0	0	0	1	0	0	0	0	0	0	0	1													
2005-06	0	1	-	0	0	1	-	0	0	0	-	0													

KINGS FAST FACTS

	OVERALL	AT HOME	ON ROAD
LAST WIN	12/2/18 (2-0)	12/2/18 (2-0)	1/26/17 (3-0)
LAST LOSS	1/31/23 (4-5 OT)	12/3/22 (2-4)	1/31/23 (4-5 OT)
LAST OT GAME	1/31/23 (4-5 OT)	12/9/17 (3-2 OT)	1/31/23 (4-5 OT)
LONGEST WIN STREAK	4 Games 1/31/92-3/2/94	5 Games 10/17/08-10/23/15	3 Games 12/30/83-11/2/85
LONGEST POINT STREAK	7 Games (4-0-3) 1/20/01-11/8/03	5 Games - Twice 10/17/08-10/23/15 (5-0-0)	7 Games (3-0-2, 2 Ties) 11/2/96-11/8/03
LONGEST LOSING STREAK	*7 Games 2/26/19-present	*3 Games - Twice 10/15/19-present	6 Games 3/22/86-11/4/89
LONGEST WINLESS STREAK	*7 Games 2/26/19-present (0-6-1)	3 Games 3/5/98-3/2/00	6 Games 3/22/86-11/4/89
SHUTOUTS BY KINGS	4	2	2
LAST TIME	12/2/18 (2-0)	12/2/18 (2-0)	1/26/17 (3-0)
SHUTOUTS OF KINGS	5	2	3
LAST TIME	1/11/20 (0-2)	10/15/19 (0-2)	1/11/20 (0-2)
MOST GOALS FOR	9 - Twice 1/14/89 (9-6)	9 1/14/89 (9-6)	9 12/30/83 (9-3)
MOST GOALS AGAINST	9 11/27/85 (0-9)	9 11/27/85 (0-9)	8 1/25/96 (2-8)

*Active Streak



Chicago BLACKHAWKS

ALL-TIME RECORD vs. CHICAGO (92-90-17-7)

Year	TOTAL				HOME				AWAY				Year	TOTAL				HOME				AWAY			
	W	L	T	OT	W	L	T	OT	W	L	T	OT		W	L	T	OT	W	L	T	OT	W	L	T	OT
1967-68	1	2	1	-	0	1	1	-	1	1	0	-	1997-98	4	0	0	-	2	0	0	-	2	0	0	-
1968-69	1	5	0	-	1	2	0	-	0	3	0	-	1998-99	4	0	0	-	2	0	0	-	2	0	0	-
1969-70	1	5	0	-	1	2	0	-	0	3	0	-	1999-00	3	1	0	0	1	1	0	0	2	0	0	0
1970-71	2	4	0	-	1	2	0	-	1	2	0	-	2000-01	0	1	3	0	0	0	2	0	0	1	1	0
1971-72	1	5	0	-	1	2	0	-	0	3	0	-	2001-02	2	2	0	0	1	1	0	0	1	1	0	0
1972-73	3	2	0	-	3	0	0	-	0	2	0	-	2002-03	1	2	0	1	1	1	0	0	0	1	0	1
1973-74	1	3	2	-	1	2	0	-	0	1	2	-	2003-04	3	1	0	0	1	1	0	0	2	0	0	0
1974-75	2	2	0	-	0	2	0	-	2	0	0	-	2005-06	3	1	-	0	2	0	0	-	1	1	-	0
1975-76	2	2	0	-	0	2	0	-	2	0	0	-	2006-07	1	1	-	2	0	0	-	2	1	1	-	0
1976-77	2	2	0	-	1	1	0	-	1	1	0	-	2007-08	2	1	-	1	1	0	-	1	1	1	-	0
1977-78	2	2	0	-	1	1	0	-	1	1	0	-	2008-09	2	2	-	0	2	0	-	0	2	-	-	0
1978-79	3	1	0	-	2	0	0	-	1	1	0	-	2009-10	1	2	-	1	1	1	-	0	0	1	-	1
1979-80	3	0	1	-	1	0	1	-	2	0	0	-	2010-11	0	4	-	0	0	2	-	0	0	2	-	0
1980-81	2	0	2	-	1	0	1	-	1	0	1	-	2011-12	3	1	-	0	1	1	-	0	2	0	-	0
1981-82	0	3	0	-	0	2	0	-	0	1	0	-	2012-13	1	2	-	0	0	1	-	0	1	1	-	0
1982-83	0	2	1	-	0	0	1	-	0	2	0	-	2013-14	0	3	-	0	0	1	-	0	0	2	-	0
1983-84	3	0	0	-	2	0	0	-	1	0	0	-	2014-15	1	2	-	0	1	1	-	0	0	1	-	0
1984-85	0	2	1	-	0	1	0	-	0	1	1	-	2015-16	2	1	-	0	1	0	-	0	1	1	-	0
1985-86	0	1	2	-	0	1	1	-	0	0	1	-	2016-17	2	1	-	0	2	0	-	0	0	1	-	0
1986-87	1	1	1	-	1	0	0	-	0	1	1	-	2017-18	2	1	-	0	0	1	-	0	2	0	-	0
1987-88	2	1	0	-	2	0	0	-	0	1	0	-	2018-19	3	0	-	0	2	0	-	0	1	0	-	0
1988-89	3	0	0	-	1	0	0	-	2	0	0	-	2019-20	1	1	-	0	1	0	-	0	0	1	-	0
1989-90	1	2	0	-	1	1	0	-	0	1	0	-	2020-21	-	-	-	-	-	-	-	-	-	-	-	-
1990-91	2	1	0	-	0	1	0	-	2	0	0	-	2021-22	2	0	-	1	1	0	-	1	1	0	-	0
1991-92	1	1	1	-	1	0	0	-	0	1	1	-	2022-23	2	0	-	1	1	0	-	0	1	0	-	1
1992-93	3	1	1	-	1	0	1	-	2	1	0	-	TOTALS	92	90	17	7	49	41	8	4	43	49	9	3
1993-94	1	2	1	-	1	1	0	-	0	1	1	-													
1994-95	1	3	0	-	0	2	0	-	1	1	0	-													
1995-96	2	2	0	-	1	1	0	-	1	1	0	-													
1996-97	1	3	0	-	0	2	0	-	1	1	0	-													

KINGS FAST FACTS

	OVERALL	AT HOME	ON ROAD
LAST WIN	1/22/23 (4-1)	11/10/22 (2-1 OT)	4/12/22 (5-2)
LAST LOSS	11/3/22 (1-2 OT)	3/24/22 (3-4 SO)	11/3/22 (1-2 OT)
LAST OT GAME	11/3/22 (1-2 OT)	11/10/22 (2-1 OT)	11/3/22 (1-2 OT)
LONGEST WIN STREAK	10 Games 11/20/97-11/16/99	5 Games – Twice 12/6/86-11/22/89	7 Games 11/17/96-2/16/00
LONGEST POINT STREAK	10 Games (10-0-0) 11/20/97-11/16/99	*6 Games (5-0-1) 3/2/19-11/10/22	7 Games (7-0-0) 11/17/96-2/16/00
LONGEST LOSING STREAK	7 Games (0-6-1) 3/10/10-11/26/11	5 Games 11/16/74-11/24/76	8 Games 3/1/68-11/29/70
LONGEST WINLESS STREAK	7 Games – Twice 3/10/10-11/26/11 (0-7-0)	5 Games (0-5-0) 11/16/74-11/24/76	9 Games (0-7-2) 2/21/71-2/13/74
SHUTOUTS BY KINGS	11	6	5
LAST TIME	3/14/16 (5-0)	2/25/12 (4-0)	3/14/16 (5-0)
SHUTOUTS OF KINGS	16	5	11
LAST TIME	10/30/16 (0-3)	3/18/10 (0-3)	10/30/16 (0-3)
MOST GOALS FOR	9 – Twice LAST TIME 1/1/08 (9-2)	9 – Twice 1/1/08 (9-2)	7 – Twice 2/26/98 (7-4)
MOST GOALS AGAINST	9 LAST TIME 1/26/69 (3-9)	8 – Twice 12/18/99 (4-8)	9 1/26/69 (3-9)

*Active Streak



Colorado AVALANCHE

ALL-TIME RECORD vs. COLORADO (75-63-8-5) (Quebec Nordiques, 1979-95)

Year	TOTAL				HOME				AWAY				Year	TOTAL				HOME				AWAY			
	W	L	T	OT	W	L	T	OT	W	L	T	OT		W	L	T	OT	W	L	T	OT	W	L	T	OT
1979-80	3	1	0	-	2	0	0	-	1	1	0	-	2003-04	1	1	2	0	0	0	2	0	1	1	0	0
1980-81	3	1	0	-	1	1	0	-	2	0	0	-	2005-06	3	1	-	0	1	1	-	0	2	0	-	0
1981-82	1	0	2	-	1	0	1	-	0	0	1	-	2006-07	3	1	-	0	2	0	-	0	1	1	-	0
1982-83	1	1	1	-	1	0	0	-	0	1	1	-	2007-08	1	3	-	0	0	2	-	0	1	1	-	0
1983-84	0	3	0	-	0	2	0	-	0	1	0	-	2008-09	1	2	-	1	0	1	-	1	1	1	-	0
1984-85	1	2	0	-	0	1	0	-	1	1	0	-	2009-10	3	0	-	1	2	0	-	0	1	0	-	1
1985-86	1	2	0	-	0	2	0	-	1	0	0	-	2010-11	4	0	-	0	2	0	-	0	2	0	-	0
1986-87	0	3	0	-	0	1	0	-	0	2	0	-	2011-12	0	3	-	1	0	1	-	1	0	2	-	0
1987-88	2	1	0	-	2	0	0	-	0	1	0	-	2012-13	2	1	-	0	2	0	-	0	0	1	-	0
1988-89	3	0	0	-	1	0	0	-	2	0	0	-	2013-14	2	0	-	1	1	0	-	1	1	0	-	0
1989-90	3	0	0	-	2	0	0	-	1	0	0	-	2014-15	3	0	-	0	1	0	-	0	2	0	-	0
1990-91	2	0	1	-	1	0	0	-	1	0	1	-	2015-16	1	2	-	0	1	1	-	0	0	1	-	0
1991-92	1	1	0	-	1	0	0	-	0	1	0	-	2016-17	2	1	-	0	1	0	-	0	1	1	-	0
1992-93	0	2	0	-	0	1	0	-	0	1	0	-	2017-18	3	0	-	0	2	0	-	0	1	0	-	0
1993-94	1	1	0	-	1	0	0	-	0	1	0	-	2018-19	1	2	-	0	0	1	-	0	1	1	-	0
1994-95	-	-	-	-	-	-	-	-	-	-	-	-	2019-20	2	0	-	1	1	0	-	1	1	0	-	0
1995-96	2	2	1	-	1	1	1	-	1	1	0	-	2020-21	1	7	-	0	1	3	-	0	0	4	-	0
1996-97	3	3	0	-	2	1	0	-	1	2	0	-	2021-22	0	3	-	1	0	2	-	0	0	1	-	0
1997-98	4	1	0	-	2	0	0	-	2	1	0	-	2022-23	2	1	-	0	0	1	-	0	2	0	-	0
1998-99	1	3	1	-	1	1	1	-	0	2	0	-	TOTALS	75	63	8	5	42	26	5	4	33	37	3	1
1999-00	3	1	0	0	2	0	0	0	1	1	0	0													
2000-01	2	2	0	0	2	0	0	0	2	0	0	0													
2001-02	2	2	0	0	1	1	0	0	1	1	0	0													
2002-03	1	3	0	0	1	1	0	0	0	2	0	0													

KINGS FAST FACTS

	OVERALL	AT HOME	ON ROAD
LAST WIN	3/9/23 (5-2)	1/21/21 (4-2)	3/9/23 (5-2)
LAST LOSS	4/8/23 (3-4)	4/8/23 (3-4)	4/13/22 (3-9)
LAST OT GAME	12/29/22 (5-4 SO)	2/22/20 (1-2 SO)	12/29/22 (5-4 SO)
LONGEST WIN STREAK	7 Games 2/11/88-2/17/90	7 Games 11/14/87-2/27/92	3 Games - Five Times 2/21/17-12/31/18
LONGEST POINT STREAK	10 Games (9-0-1) 2/11/88-3/9/91	7 Games (7-0-0) 11/14/87-12/27/92	5 Games - Three Times 1/21/09-12/21/10 (4-0-1)
LONGEST LOSING STREAK	9 Games (0-9-0) 3/12/21-present	6 Games (0-6-0) 12/10/83-3/14/87	5 Games (0-5-0) 3/12/21-4/13/22
LONGEST WINLESS STREAK	9 Games (0-9-0) 3/12/21-4/13/22	*5 Games (0-5-0) 5/7/21-present	5 Games (0-5-0) 3/12/21-4/13/22
SHUTOUTS BY KINGS	8	4	4
LAST TIME	2/1/17 (5-0)	2/1/17 (5-0)	12/21/10 (5-0)
SHUTOUTS OF KINGS	6	3	3
LAST TIME	3/15/22 (0-3)	3/15/22 (0-3)	5/12/21 (0-6)
MOST GOALS FOR	11	11	8
LAST TIME	2/18/89 (11-3)	2/18/89 (11-3)	12/10/89 (8-4)
MOST GOALS AGAINST	9	7 - Three Times 11/21/18 (3-7)	9 4/13/22 (3-9)
LAST TIME	4/13/22 (3-9)		

*Active Streak



Columbus BLUE JACKETS

ALL-TIME RECORD vs. COLUMBUS (37-21-1-6)

Year	TOTAL				HOME				AWAY			
	W	L	T	OT	W	L	T	OT	W	L	T	OT
2000-01	3	1	0	0	2	0	0	0	1	1	0	0
2001-02	3	1	0	0	1	1	0	0	2	0	0	0
2002-03*	0	4	0	0	0	2	0	0	0	2	0	0
2003-04	1	0	1	2	1	0	1	0	0	0	0	2
2005-06	3	1	-	0	2	0	-	0	1	1	-	0
2006-07	2	1	-	1	2	0	-	0	0	1	-	1
2007-08	1	3	-	0	0	2	-	0	1	1	-	0
2008-09	2	2	-	0	1	1	-	0	1	1	-	0
2009-10	3	1	-	0	2	0	-	0	1	1	-	0
2010-11	3	1	-	0	1	1	-	0	2	0	-	0
2011-12	2	2	-	0	1	1	-	0	1	1	-	0
2012-13	3	0	-	0	2	0	-	0	1	0	-	0
2013-14	1	1	-	0	1	0	-	0	0	1	-	0
2014-15	2	0	-	0	1	0	-	0	1	0	-	0
2015-16	1	1	-	0	0	1	-	0	1	0	-	0
2016-17	1	0	-	1	1	0	-	0	0	0	-	1
2017-18	2	0	-	0	1	0	-	0	1	0	-	0
2018-19	1	1	-	0	1	0	-	0	0	1	-	0
2019-20	0	1	-	1	0	1	-	0	0	0	-	1
2020-21	-	-	-	-	-	-	-	-	-	-	-	-
2021-22	2	0	-	0	1	0	-	0	1	0	-	0
2022-23	1	0	-	1	1	0	-	0	0	0	-	1
TOTALS	37	21	1	6	22	10	1	0	15	11	0	6

*pulled goalie in overtime and lost game (no point awarded) on 3/25/03

KINGS FAST FACTS

	OVERALL	AT HOME	ON ROAD
LAST WIN	3/16/23 (4-1)	3/16/23 (4-1)	3/4/22 (4-3 OT))
LAST LOSS	12/11/22 (5-6 OT)	1/6/20 (2-4)	12/11/22 (5-6 OT)
LAST OT GAME	12/11/22 (5-6 OT)	10/25/16 (3-2 OT)	12/11/22 (5-6 OT)
LONGEST WIN STREAK	5 Games 2/24/01-2/26/02	5 Games – Twice 2/1/12-10/26/14	4 Games 1/28/10-12/15/11
LONGEST POINT STREAK	6 Games (5-0-1) 12/8/15-11/3/18	6 Games (5-0-1, 1 Tie) 1/10/04-3/17/07	4 Games – Twice 2/9/15-10/21/17 (3-0-1)
LONGEST LOSING STREAK	5 Games (0-4-1) 3/2/02-3/25/03	3 Games (0-2-1) 3/2/02-3/25/03	4 Games – Twice 2/8/06-12/21/07 (0-3-1)
LONGEST WINLESS STREAK	8 Games (0-4-4, 1 Tie) 3/2/02-2/11/04	4 Games (0-2-2, 1 Tie) 3/2/02-1/10/04	4 Games – Twice 2/8/06-12/21/07 (0-3-1)
SHUTOUTS BY KINGS	5	4	1
LAST TIME	3/8/10 (6-0)	3/8/10 (6-0)	12/23/08 (3-0)
SHUTOUTS OF KINGS	4	3	1
LAST TIME	1/7/12 (0-1)	1/7/12 (0-1)	10/27/06 (0-2)
MOST GOALS FOR	8	6 – Three Times	8
LAST TIME	11/13/05 (8-2)	1/8/11 (6-4)	11/13/05 (8-2)
MOST GOALS AGAINST	7	5	7
LAST TIME	2/8/06 (4-7)	11/17/10 (3-5)	2/8/06 (4-7)

*Active Streak

Note: The Kings pulled their goalie in overtime and lost (no points awarded) at home on 3/25/03.



Dallas STARS

ALL-TIME RECORD vs. DALLAS (91-110-32-11) (Minnesota North Stars, 1967-93)

Year	TOTAL				HOME				AWAY				Year	TOTAL				HOME				AWAY			
	W	L	T	OT	W	L	T	OT	W	L	T	OT		W	L	T	OT	W	L	T	OT	W	L	T	OT
1967-68	2	6	2	-	1	3	1	-	1	3	1	-	1997-98	0	3	1	-	0	2	0	-	0	1	1	-
1968-69	1	4	3	-	1	0	3	-	0	4	0	-	1998-99	0	6	0	-	0	3	0	-	0	3	0	-
1969-70	2	2	4	-	1	0	3	-	1	2	1	-	1999-00	2	3	0	1	2	1	0	0	0	2	0	1
1970-71	0	5	1	-	0	2	1	-	0	3	0	-	2000-01	3	2	0	0	2	0	0	0	1	2	0	0
1971-72	0	6	0	-	0	3	0	-	0	3	0	-	2001-02	2	2	0	1	2	1	0	0	0	0	1	0
1972-73	0	3	2	-	0	2	0	-	0	1	2	-	2002-03	2	3	0	0	1	1	0	0	1	2	0	0
1973-74	2	3	1	-	2	0	1	-	0	3	0	-	2003-04	2	2	2	0	1	1	1	0	1	1	1	0
1974-75	4	0	0	-	2	0	0	-	2	0	0	-	2005-06	6	2	-	0	3	1	-	0	3	1	-	0
1975-76	2	1	1	-	2	0	0	-	0	1	1	-	2006-07	0	6	-	2	0	3	-	1	0	3	-	1
1976-77	1	3	0	-	1	1	0	-	0	2	0	-	2007-08	4	4	-	0	3	1	-	0	1	3	-	0
1977-78	2	1	1	-	1	0	1	-	1	1	0	-	2008-09	4	1	-	1	2	1	-	0	2	0	-	1
1978-79	3	1	0	-	2	0	0	-	1	1	0	-	2009-10	5	1	-	0	2	1	-	0	3	0	-	0
1979-80	2	0	2	-	1	0	1	-	1	0	1	-	2010-11	4	1	-	1	2	0	-	1	2	1	-	0
1980-81	4	0	0	-	2	0	0	-	2	0	0	-	2011-12	3	1	-	2	1	1	-	1	2	0	-	1
1981-82	0	2	1	-	0	0	1	-	0	2	0	-	2012-13	2	3	-	0	1	2	-	0	1	1	-	0
1982-83	1	2	0	-	1	1	0	-	0	1	0	-	2013-14	1	2	-	0	1	1	-	0	0	1	-	0
1983-84	1	1	1	-	0	0	1	-	1	1	0	-	2014-15	1	2	-	0	0	1	-	0	1	1	-	0
1984-85	1	1	1	-	1	1	0	-	0	0	1	-	2015-16	2	1	-	0	1	1	-	0	1	0	-	0
1985-86	2	1	0	-	1	0	0	-	1	1	0	-	2016-17	1	1	-	1	0	1	-	0	1	0	-	1
1986-87	0	2	1	-	0	1	1	-	0	1	0	-	2017-18	1	2	-	0	0	2	-	0	1	0	-	0
1987-88	3	0	0	-	1	0	0	-	2	0	0	-	2018-19	1	1	-	1	0	0	-	1	1	1	-	0
1988-89	2	1	0	-	2	0	0	-	0	1	0	-	2019-20	0	1	-	0	0	1	-	0	0	0	-	0
1989-90	1	2	0	-	1	0	0	-	0	2	0	-	2020-21	-	-	-	-	-	-	-	-	-	-	-	-
1990-91	3	0	0	-	2	0	0	-	1	0	0	-	2021-22	1	1	-	1	1	0	-	0	0	1	-	1
1991-92	1	1	1	-	1	1	0	-	0	0	1	-	2022-23	1	2	-	0	1	1	-	0	0	1	-	0
1992-93	1	1	1	-	0	1	0	-	1	0	1	-	TOTALS	91	110	32	11	53	46	19	4	38	64	13	7
1993-94	0	3	1	-	0	1	1	-	0	2	0	-													
1994-95	2	2	0	-	1	1	0	-	1	1	0	-													
1995-96	0	0	4	-	0	0	2	-	0	0	2	-													
1996-97	0	3	1	-	0	1	1	-	0	2	0	-													

KINGS FAST FACTS

	OVERALL	AT HOME	ON ROAD
LAST WIN	1/3/23 (3-2)	1/3/23 (3-2)	1/17/19 (2-1)
LAST LOSS	1/19/23 (0-4)	1/19/23 (0-4)	11/1/22 (2-5)
LAST OT GAME	10/22/21 (2-3 OT)	2/28/19 (3-4 OT)	10/22/21 (2-3 OT)
LONGEST WIN STREAK	5 Games – Three Times 10/19/09-3/12/10	7 Games 1/30/88-10/19/91	5 Games 3/26/09-10/28/10
LONGEST POINT STREAK	9 Games (7-0-2) 4/7/79-3/28/81	10 Games (7-0-3) 4/2/77-1/21/82	8 Games (7-0-1) 3/22/08-10/28/10
LONGEST LOSING STREAK	11 Games – Twice 3/7/98-1/26/00 (0-11-1)	6 Games – 3 Times 4/2/16-1/8/20 (0-5-1)	8 Games (0-8) 3/31/70-11/14/72
LONGEST WINLESS STREAK	22 Games (0-17-5) 11/8/95-1/26/00	10 Games (0-7-3) 12/2/95-1/20/00	14 Games (0-11-3) 2/25/70-3/26/74
SHUTOUTS BY KINGS	13	10	3
LAST TIME	12/9/21 (4-0)	12/9/21 (4-0)	1/30/18 (3-0)
SHUTOUTS OF KINGS	15	8	6
LAST TIME	1/19/23 (0-4)	1/19/23 (0-4)	3/26/09 (0-1 SO)
MOST GOALS FOR	10 – Twice LAST TIME 2/17/93 (10-5)	10 3/14/81 (10-4)	10 2/17/93 (10-5)
MOST GOALS AGAINST	9 LAST TIME 1/16/84 (3-9)	8 – Twice 1/3/85 (3-8)	9 1/16/84 (3-9)

*Active Streak



Detroit RED WINGS

ALL-TIME RECORD vs. DETROIT (93-83-27-5)

Year	TOTAL				HOME				AWAY				Year	TOTAL				HOME				AWAY			
	W	L	T	OT	W	L	T	OT	W	L	T	OT		W	L	T	OT	W	L	T	OT	W	L	T	OT
1967-68	2	1	1	-	0	1	1	-	2	0	0	-	1996-97	0	2	2	-	0	1	1	-	0	1	1	-
1968-69	2	4	0	-	2	1	0	-	0	3	0	-	1997-98	2	1	1	-	1	1	0	-	1	0	1	-
1969-70	0	6	0	-	0	3	0	-	0	3	0	-	1998-99	2	2	0	-	1	1	0	-	1	1	0	-
1970-71	2	1	3	-	2	0	1	-	0	1	2	-	1999-00	2	2	1	0	1	1	0	0	1	1	1	0
1971-72	2	3	1	-	2	1	0	-	0	2	1	-	2000-01	1	1	1	0	1	0	1	0	0	1	0	0
1972-73	2	2	1	-	2	0	1	-	0	2	0	-	2001-02	2	2	0	0	2	0	0	0	0	2	0	0
1973-74	1	3	1	-	1	1	0	-	0	2	1	-	2002-03	1	2	1	0	1	1	0	0	0	1	1	0
1974-75	5	0	1	-	2	0	1	-	3	0	0	-	2003-04	0	3	0	1	0	2	0	0	0	1	0	1
1975-76	3	2	1	-	1	1	1	-	2	1	0	-	2005-06	0	3	-	1	0	2	-	0	0	1	-	1
1976-77	5	0	1	-	3	0	0	-	2	0	1	-	2006-07	1	2	-	1	1	1	-	0	0	1	-	1
1977-78	2	3	1	-	1	1	1	-	1	2	0	-	2007-08	1	3	-	0	0	2	-	0	1	1	-	0
1978-79	5	1	2	-	2	0	2	-	3	1	0	-	2008-09	0	3	-	1	0	1	-	1	0	2	-	0
1979-80	3	0	1	-	1	0	1	-	2	0	0	-	2009-10	2	2	-	0	1	1	-	0	1	1	-	0
1980-81	3	1	0	-	2	0	0	-	1	1	0	-	2010-11	3	1	-	0	1	1	-	0	2	0	-	0
1981-82	2	1	0	-	2	0	0	-	0	1	0	-	2011-12	1	3	-	0	1	1	-	0	0	2	-	0
1982-83	1	0	2	-	1	0	0	-	0	0	2	-	2012-13	1	2	-	0	1	0	-	0	0	2	-	0
1983-84	2	0	1	-	1	0	1	-	1	0	0	-	2013-14	0	1	-	1	0	1	-	0	0	0	-	1
1984-85	2	1	0	-	1	0	0	-	1	1	0	-	2014-15	1	1	-	0	1	0	-	0	0	1	-	0
1985-86	1	2	0	-	0	2	0	-	1	0	0	-	2015-16	1	1	-	0	1	0	-	0	0	1	-	0
1986-87	3	0	0	-	1	0	0	-	2	0	0	-	2016-17	1	1	-	0	0	1	-	0	1	0	-	0
1987-88	1	2	0	-	1	1	0	-	0	1	0	-	2017-18	2	0	-	0	1	0	-	0	1	0	-	0
1988-89	3	0	0	-	1	0	0	-	2	0	0	-	2018-19	1	1	-	0	1	0	-	0	0	1	-	0
1989-90	2	1	0	-	2	0	0	-	0	1	0	-	2019-20	2	0	-	0	1	0	-	0	1	0	-	0
1990-91	2	1	0	-	1	0	0	-	1	1	0	-	2020-21	-	-	-	-	-	-	-	-	-	-	-	-
1991-92	1	2	0	-	0	2	0	-	1	0	0	-	2021-22	2	0	-	0	1	0	-	0	1	0	-	0
1992-93	2	1	1	-	0	1	1	-	2	0	0	-	2022-23	2	0	-	0	1	0	-	0	1	0	-	0
1993-94	1	2	1	-	1	1	0	-	0	1	1	-	TOTALS	93	83	27	5	54	35	14	1	39	48	13	4
1994-95	2	1	1	-	2	0	0	-	0	1	1	-													
1995-96	0	3	1	-	0	1	1	-	0	2	0	-													

KINGS FAST FACTS

	OVERALL	AT HOME	ON ROAD
LAST WIN	11/12/22 (4-3)	11/12/22 (4-3)	10/17/22 (5-4 OT)
LAST LOSS	12/10/18 (1-3)	1/5/17 (0-4)	12/10/18 (1-3)
LAST OT GAME	11/14/19 (3-2 OT)	11/14/19 (3-2 OT)	1/18/14 (2-3 SO)
LONGEST WIN STREAK	*6 Games, Four Times 11/14/19-present	6 Games 3/19/80-11/18/82	6 Games 1/3/79-12/11/80
LONGEST POINT STREAK	13 Games (11-0-2) 2/12/78-1/20/81	15 Games (10-0-5) 3/16/78-3/16/85	6 Games (6-0-0) 1/3/79-12/11/80
LONGEST LOSING STREAK	12 Games (0-10-2) 2/24/03-12/31/06	6 Games 3/10/03-10/16/06	8 Games (0-5-3) 2/24/03-12/19/07
LONGEST WINLESS STREAK	13 Games (0-10-3) 11/23/02-12/31/06	6 Games (0-6-0) 3/10/03-10/16/06	17 Games (0-13-4) 1/9/69-1/12/74
SHUTOUTS BY KINGS	7	4	2
LAST TIME	1/8/22 (4-0)	1/8/22 (4-0)	12/13/10 (5-0)
SHUTOUTS OF KINGS	9	5	4
LAST TIME	1/5/17 (0-4)	1/5/17 (0-4)	10/21/96 (0-3)
MOST GOALS FOR	11	11	9
LAST TIME	1/20/81 (11-4)	1/20/81 (11-4)	3/29/93 (9-3)
MOST GOALS AGAINST	10	7 - Three Times	10
LAST TIME	11/5/81 (2-10)	2/28/11 (4-7)	11/5/81 (2-10)

*Active Streak



Edmonton OILERS

ALL-TIME RECORD vs. EDMONTON (90-94-30-10)

Year	TOTAL				HOME				AWAY				Year	TOTAL				HOME				AWAY			
	W	L	T	OT	W	L	T	OT	W	L	T	OT		W	L	T	OT	W	L	T	OT	W	L	T	OT
1979-80	1	2	1	-	1	1	0	-	0	1	1	-	2002-03	1	3	0	0	0	2	0	0	1	1	0	0
1980-81	2	0	2	-	2	0	0	-	0	0	2	-	2003-04	2	2	0	0	1	1	0	0	1	1	0	0
1981-82	1	5	2	-	1	2	1	-	0	3	1	-	2005-06	1	3	-	0	1	1	-	0	0	2	-	0
1982-83	1	5	2	-	0	2	2	-	1	3	0	-	2006-07	2	1	-	1	1	0	-	1	1	1	-	0
1983-84	2	6	0	-	1	3	0	-	1	3	0	-	2007-08	2	1	-	1	1	0	-	1	1	1	-	0
1984-85	3	4	1	-	2	1	1	-	1	3	0	-	2008-09	2	0	-	2	0	0	-	2	2	0	-	0
1985-86	0	6	2	-	0	3	1	-	0	3	1	-	2009-10	2	0	-	2	0	0	-	2	2	0	-	0
1986-87	2	4	2	-	1	3	0	-	1	1	2	-	2010-11	4	0	-	0	2	0	-	0	2	0	-	0
1987-88	2	4	2	-	2	1	1	-	0	3	1	-	2011-12	2	1	-	1	1	1	-	0	1	0	-	1
1988-89	4	4	0	-	2	2	0	-	2	2	0	-	2012-13	2	0	-	1	1	0	-	0	1	0	-	1
1989-90	2	4	2	-	1	2	1	-	1	2	1	-	2013-14	4	0	-	0	2	0	-	0	2	0	-	0
1990-91	5	2	1	-	3	0	1	-	2	2	0	-	2014-15	3	1	-	1	2	0	-	0	1	1	-	1
1991-92	3	1	3	-	2	0	1	-	1	1	2	-	2015-16	5	0	-	0	3	0	-	0	2	0	-	0
1992-93	5	1	1	-	2	1	0	-	3	0	1	-	2016-17	2	3	-	0	2	0	-	0	0	3	-	0
1993-94	2	2	3	-	1	1	2	-	1	1	1	-	2017-18	2	2	-	0	1	1	-	0	1	1	-	0
1994-95	2	2	1	-	1	1	1	-	1	1	0	-	2018-19	2	2	-	0	2	0	-	0	2	-	0	
1995-96	1	3	1	-	1	1	0	-	0	2	1	-	2019-20	1	3	-	0	1	1	-	0	0	2	-	0
1996-97	2	3	1	-	1	1	1	-	1	2	0	-	2020-21	-	-	-	-	-	-	-	-	-	-	-	-
1997-98	1	4	0	-	0	3	0	-	1	1	0	-	2021-22	1	2	-	1	0	2	-	0	1	0	-	1
1998-99	3	0	1	-	1	0	1	-	2	0	0	-	2022-23	2	2	-	0	1	1	-	0	1	1	-	0
1999-00	1	2	1	0	1	0	1	0	0	2	0	0	TOTALS	90	94	30	10	49	41	15	6	41	53	15	4
2000-01	1	3	0	0	0	2	0	0	1	1	0	0													
2001-02	2	1	1	0	1	1	0	0	1	0	1	0													

KINGS FAST FACTS

	OVERALL	AT HOME	ON ROAD
LAST WIN	1/9/23 (6-3)	1/9/23 (6-3)	11/16/22 (3-1)
LAST LOSS	4/4/23 (1-3)	4/4/23 (1-3)	3/30/23 (0-2)
LAST OT GAME	3/30/22 (3-4 SO)	10/27/13 (2-1 SO)	3/30/22 (3-4 SO)
LONGEST WIN STREAK	7 Games 2/19/13-10/14/14	12 Games 4/2/12-2/7/18	6 Games 11/26/08-3/29/11
LONGEST POINT STREAK	14 Games (11-0-3) 4/15/12-4/2/15	12 Games (12-0-0) 4/2/12-2/7/18	14 Games (11-0-3) 11/26/08-3/3/15
LONGEST LOSING STREAK	4 Games – Five Times 3/6/87-10/21/87	5 Games (0-0-5) 12/3/07-4/10/10	*5 Games 3/24/18 – present (0-5-0)
LONGEST WINLESS STREAK	9 Games – Twice 4/2/85-3/9/86 (0-7-2)	5 Games – Four Times 12/3/07-4/10/10 (0-0-5)	11 Games (0-7-4, 4 Ties) 1/5/80-1/23/83
SHUTOUTS BY KINGS	7	4	3
LAST TIME	1/5/19 (4-0)	1/5/19 (4-0)	1/2/18 (5-0)
SHUTOUTS OF KINGS	10	3	7
LAST TIME	3/30/23 (0-2)	11/3/11 (0-3)	3/30/23 (0-2)
MOST GOALS FOR	9 – Twice	9	9
LAST TIME	12/28/91 (9-4)	12/22/79 (9-3)	12/28/91 (9-4)
MOST GOALS AGAINST	11	9	11
LAST TIME	11/25/81 (4-11)	3/26/83 (3-9)	11/25/81 (4-11)

*Active Streak



Florida PANTHERS

ALL-TIME RECORD vs. FLORIDA (25-14-3-0)

Year	TOTAL				HOME				AWAY			
	W	L	T	OT	W	L	T	OT	W	L	T	OT
1993-94	0	1	1	-	0	1	0	-	0	0	1	-
1994-95	-	-	-	-	-	-	-	-	-	-	-	-
1995-96	1	1	0	-	1	0	0	-	0	1	0	-
1996-97	0	2	0	-	0	1	0	-	0	1	0	-
1997-98	1	0	1	-	1	0	0	-	0	0	1	-
1998-99	1	0	1	-	1	0	0	-	0	0	1	-
1999-00	1	1	0	0	1	0	0	0	0	1	0	0
2000-01	0	1	0	0	0	1	0	0	0	0	0	0
2001-02	1	1	0	0	1	0	0	0	0	1	0	0
2002-03	0	1	0	0	0	1	0	0	0	0	0	0
2003-04	1	0	0	0	0	0	0	0	1	0	0	0
2005-06	1	0	-	0	1	0	-	0	0	0	-	0
2006-07	1	0	-	0	0	0	-	0	1	0	-	0
2007-08	-	-	-	-	-	-	-	-	-	-	-	-
2008-09	1	0	-	0	1	0	-	0	0	0	-	0
2009-10	1	0	-	0	0	0	-	0	1	0	-	0
2010-11	1	0	-	0	1	0	-	0	0	0	-	0
2011-12	1	1	-	0	1	0	-	0	0	1	-	0
2012-13	-	-	-	-	-	-	-	-	-	-	-	-
2013-14	2	0	-	0	1	0	-	0	1	0	-	0
2014-15	1	1	-	0	1	0	-	0	0	1	-	0
2015-16	2	0	-	0	1	0	-	0	1	0	-	0
2016-17	1	1	-	0	0	1	-	0	1	0	-	0
2017-18	2	0	-	0	1	0	-	0	1	0	-	0
2018-19	0	2	-	0	0	1	-	0	0	1	-	0
2019-20	1	1	-	0	1	0	-	0	0	1	-	0
2020-21	-	-	-	-	-	-	-	-	-	-	-	-
2021-22	2	0	-	0	1	0	-	0	1	0	-	0
2022-23	2	0	-	0	1	0	-	0	1	0	-	0
TOTALS	25	14	3	0	16	6	0	0	9	8	3	0

KINGS FAST FACTS

	OVERALL	AT HOME	ON ROAD
LAST WIN	1/27/23 (4-3)	11/5/22 (5-4)	1/27/23 (4-3)
LAST LOSS	1/16/20 (3-4)	3/16/19 (3-4)	1/16/20 (3-4)
LAST OT GAME	3/13/22 (3-2 SO)	3/13/22 (3-2 SO)	11/16/09 (4-3 SO)
LONGEST WIN STREAK	7 Games 11/5/03-12/11/11	7 Games 12/10/05-11/7/15	3 Games - Twice 11/23/15-2/9/18
LONGEST POINT STREAK	7 Games (7-0-0) 11/5/03-12/11/11	7 Games (7-0-0) 12/10/05-11/7/15	3 Games - Twice 11/23/15-2/9/18 (3-0-0)
LONGEST LOSING STREAK	3 Games 11/27/95-1/4/97	Never	*2 Games - 3 Times 2/23/19 - present
LONGEST WINLESS STREAK	3 Games (0-3-0) 11/27/95-1/4/97	Never	7 Games (0-4-3, 3 Ties) 10/19/93-10/26/01
SHUTOUTS BY KINGS	4	2	2
LAST TIME	11/18/17 (4-0)	11/18/17 (4-0)	10/13/13 (3-0)
SHUTOUTS OF KINGS	1	1	Never
LAST TIME	1/4/97 (0-5)	1/4/97 (0-5)	
MOST GOALS FOR	7	5 - Three Times	7
LAST TIME	2/3/07 (7-0)	2/20/20 (5-4)	2/3/07 (7-0)
MOST GOALS AGAINST	6 - Twice	6	6
LAST TIME	2/23/19 (1-6)	12/8/93 (5-6)	2/23/19 (1-6)

*Active Streak



Minnesota WILD

ALL-TIME RECORD vs. MINNESOTA (36-28-5-13)

Year	TOTAL				HOME				AWAY			
	W	L	T	OT	W	L	T	OT	W	L	T	OT
2000-01	2	2	0	0	1	1	0	0	1	1	0	0
2001-02	2	1	1	0	1	1	0	0	1	0	1	0
2002-03	1	2	1	0	0	2	0	0	1	0	1	0
2003-04	1	0	3	0	0	0	2	0	1	0	1	0
2005-06	3	1	-	0	2	0	-	0	1	1	-	0
2006-07	0	2	-	2	0	0	-	2	0	2	-	0
2007-08	1	2	-	1	1	1	-	0	0	1	-	1
2008-09	4	0	-	0	2	0	-	0	2	0	-	0
2009-10	2	2	-	0	1	1	-	0	1	1	-	0
2010-11	2	0	-	2	1	0	-	1	1	0	-	1
2011-12	2	1	-	1	1	1	-	0	1	0	-	1
2012-13	1	1	-	1	1	0	-	0	0	1	-	1
2013-14	1	1	-	1	0	1	-	1	1	0	-	0
2014-15	2	1	-	0	1	0	-	0	1	1	-	0
2015-16	1	2	-	0	1	1	-	0	0	1	-	0
2016-17	1	1	-	1	1	0	-	0	0	1	-	1
2017-18	3	0	-	0	2	0	-	0	1	0	-	0
2018-19	0	2	-	1	0	1	-	0	0	1	-	1
2019-20	2	1	-	0	2	0	-	0	0	1	-	0
2020-21	2	3	-	3	1	1	-	2	1	2	-	1
2021-22	1	2	-	0	1	1	-	0	0	1	-	0
2022-23	2	1	-	0	1	0	-	0	1	1	-	0
TOTALS	36	28	5	13	21	12	2	6	15	16	3	7

KINGS FAST FACTS

	OVERALL	AT HOME	ON ROAD
LAST WIN	11/8/22 (1-0)	11/8/22 (1-0)	10/15/22 (7-6)
LAST LOSS	2/21/23 (1-2)	10/16/21 (2-3)	2/21/23 (1-2)
LAST OT GAME	2/27/21 (3-4 OT)	1/16/21 (3-4 OT)	2/27/21 (3-4 OT)
LONGEST WIN STREAK	5 Games 12/13/08-10/8/09	3 Games – Twice 1/7/17-4/5/18	3 Games 1/20/09-12/31/09
LONGEST POINT STREAK	5 Games – Four Times 1/12/19-1/26/21 (3-0-2)	7 Games (3-0-4, 2 Ties) 1/26/04-10/16/07	7 Games (4-0-3, 3 Ties) 2/16/01-2/10/04
LONGEST LOSING STREAK	4 Games (0-2-2) 10/18/06-3/24/07	2 Games – Six Times 1/14/21-1/16/21 (0-0-2)	4 Games – Twice 3/28/15-2/27/17 (0-3-1)
LONGEST WINLESS STREAK	4 Games (0-2-2) 10/18/06-3/24/07	4 Games (0-2-2) 11/4/02-3/4/04	4 Games – Twice 3/28/15-2/27/17 (0-3-1)
SHUTOUTS BY KINGS	8	2	5
LAST TIME	11/8/22 (1-0)	11/8/22 (1-0)	11/26/14 (4-0)
SHUTOUTS OF KINGS	3	1	2
LAST TIME	1/21/16 (0-3)	1/21/16 (0-3)	2/1/11 (0-1 SO)
MOST GOALS FOR	7 – Twice LAST TIME 10/15/22 (7-6)	7 3/7/20 (7-3)	7 10/15/22 (7-6)
MOST GOALS AGAINST	6 - Three Times LAST TIME 10/15/22 (7-6)	5 11/4/02 (2-5)	6 - Three Times 10/15/22 (7-6)

*Active Streak



Montreal CANADIENS

ALL-TIME RECORD vs. MONTREAL (39-92-20-1)

Year	TOTAL				HOME				AWAY				Year	TOTAL				HOME				AWAY					
	W	L	T	OT	W	L	T	OT	W	L	T	OT		W	L	T	OT	W	L	T	OT	W	L	T	OT		
1967-68	2	2	0	-	1	1	0	-	1	1	0	-	1997-98	0	2	0	-	0	1	0	-	0	1	0	-		
1968-69	0	4	2	-	0	3	0	-	0	1	2	-	1998-99	0	1	0	-	0	0	0	-	0	1	0	-		
1969-70	0	6	0	-	0	3	0	-	0	3	0	-	1999-00	1	1	0	0	1	0	0	1	0	0	1	0	0	0
1970-71	2	4	0	-	2	1	0	-	0	3	0	-	2000-01	1	0	0	0	1	0	0	0	0	0	0	0	0	0
1971-72	0	5	1	-	0	2	1	-	0	3	0	-	2001-02	0	1	0	0	0	0	0	0	0	0	1	0	0	0
1972-73	0	4	1	-	0	2	1	-	0	2	0	-	2002-03	1	1	0	0	1	0	0	1	0	0	0	1	0	0
1973-74	1	3	1	-	0	2	0	-	1	1	1	-	2003-04	0	1	0	0	0	1	0	0	0	0	0	0	0	0
1974-75	1	2	3	-	0	1	2	-	1	1	1	-	2005-06	0	1	-	0	0	0	0	-	0	0	1	-	0	-
1975-76	2	3	1	-	2	1	0	-	0	2	1	-	2006-07	-	-	-	-	-	-	-	-	-	-	-	-	-	-
1976-77	0	4	2	-	0	2	1	-	0	2	1	-	2007-08	0	1	-	0	0	1	-	0	0	0	-	0	0	-
1977-78	1	4	1	-	0	2	1	-	1	2	0	-	2008-09	0	1	-	0	0	0	-	0	0	1	-	0	1	-
1978-79	3	3	2	-	2	2	0	-	1	1	2	-	2009-10	0	1	-	0	0	1	-	0	0	0	-	0	0	-
1979-80	0	4	0	-	0	2	0	-	0	2	0	-	2010-11	0	1	-	0	0	0	-	0	0	1	-	0	1	-
1980-81	1	3	0	-	1	1	0	-	0	2	0	-	2011-12	0	1	-	0	0	1	-	0	0	0	-	0	0	-
1981-82	1	2	0	-	1	1	0	-	0	1	0	-	2012-13	-	-	-	-	-	-	-	-	-	-	-	-	-	-
1982-83	1	2	0	-	1	0	0	-	0	2	0	-	2013-14	2	0	-	0	1	0	-	0	1	0	-	0	1	-
1983-84	2	1	0	-	2	0	0	-	0	1	0	-	2014-15	1	1	-	0	1	0	-	0	0	1	-	0	1	-
1984-85	0	2	1	-	0	1	0	-	0	1	1	-	2015-16	2	0	-	0	1	0	-	0	1	0	-	0	1	-
1985-86	1	2	0	-	0	2	0	-	1	0	0	-	2016-17	0	1	-	1	0	0	-	1	0	1	-	0	1	-
1986-87	0	3	0	-	0	1	0	-	0	2	0	-	2017-18	2	0	-	0	1	0	-	0	1	0	-	0	1	-
1987-88	1	2	0	-	1	1	0	-	0	1	0	-	2018-19	1	1	-	0	0	1	-	0	1	0	-	0	1	-
1988-89	0	3	0	-	0	1	0	-	0	2	0	-	2019-20	0	1	-	0	0	0	-	0	0	1	-	0	1	-
1989-90	1	1	1	-	1	1	0	-	0	0	1	-	2020-21	-	-	-	-	-	-	-	-	-	-	-	-	-	-
1990-91	1	1	1	-	0	1	0	-	1	0	1	-	2021-22	2	0	-	0	1	0	-	0	1	0	-	0	1	-
1991-92	1	1	0	-	1	0	0	-	0	1	0	-	2022-23	2	0	-	0	1	0	-	0	1	0	-	0	1	-
1992-93	0	1	2	-	0	0	2	-	0	1	0	-	TOTALS	39	92	20	1	25	41	9	1	14	51	11	0		
1993-94	0	1	1	-	0	0	1	-	0	1	0	-															
1994-95	-	-	-	-	-	-	-	-	-	-	-	-															
1995-96	1	1	0	-	1	0	0	-	0	1	0	-															
1996-97	1	1	0	-	1	0	0	-	0	1	0	-															

KINGS FAST FACTS

	OVERALL	AT HOME	ON ROAD
LAST WIN	3/2/23 (3-2)	3/2/23 (3-2)	12/10/22 (4-2)
LAST LOSS	11/9/19 (2-3)	3/5/19 (1-3)	11/9/19 (2-3)
LAST OT GAME	11/9/21 (3-2 OT)	12/4/16 (4-5 SO)	11/9/21 (3-2 OT)
LONGEST WIN STREAK	*4 Games 10/30/21-present	3 Games – Twice 3/3/14-3/3/16	*2 Games 11/9/21-present
LONGEST POINT STREAK	*4 Games – Three Times 10/30/21-present (4-0-0)	6 Games (3-0-3) 2/29/92-11/7/96	4 Games (2-0-2) 1/15/74-1/19/75
LONGEST LOSING STREAK	7 Games – Twice 3/6/04-12/3/11	7 Games 3/5/68-3/19/70	10 Games 10/11/69-11/11/72
LONGEST WINLESS STREAK	15 Games – Twice 2/25/71-11/22/72 (0-13-2)	12 Games (0-9-3) 2/25/71-12/17/75	17 Games (0-14-3) 2/3/68-11/28/73
SHUTOUTS BY KINGS	4	Never	4
LAST TIME	10/11/18 (3-0)		10/11/18 (3-0)
SHUTOUTS OF KINGS	11	2	9
LAST TIME	12/3/97 (0-2)	11/9/85 (0-6)	12/3/97 (0-2)
MOST GOALS FOR	7 – Three Times	7 – Twice	7
LAST TIME	12/8/84 (7-9)	1/31/76 (7-3)	12/8/84 (7-9)
MOST GOALS AGAINST	11	8	11
LAST TIME	1/6/83 (3-11)	11/12/80 (4-8)	1/6/83 (3-11)

*Active Streak



Nashville PREDATORS

ALL-TIME RECORD vs. NASHVILLE (37-34-3-7)

Year	TOTAL				HOME				AWAY			
	W	L	T	OT	W	L	T	OT	W	L	T	OT
1998-99	1	3	0	-	0	2	0	-	1	1	0	-
1999-00	3	0	0	1	1	0	0	1	2	0	0	0
2000-01	2	1	1	0	1	1	0	0	1	0	1	0
2001-02	3	0	1	0	2	0	0	0	1	0	1	0
2002-03	3	1	0	0	1	1	0	0	2	0	0	0
2003-04	3	0	1	0	2	0	0	0	1	0	1	0
2005-06	2	2	-	0	2	0	-	0	0	2	-	0
2006-07	1	3	-	0	0	2	-	0	1	1	-	0
2007-08	2	2	-	0	1	1	-	0	1	1	-	0
2008-09	0	3	-	1	0	2	-	0	0	1	-	1
2009-10	1	3	-	0	0	2	-	0	1	1	-	0
2010-11	3	1	-	0	1	1	-	0	2	0	-	0
2011-12	3	1	-	0	2	0	-	0	1	1	-	0
2012-13	1	1	-	1	1	0	-	1	0	1	-	0
2013-14	1	2	-	0	0	1	-	0	1	1	-	0
2014-15	0	1	-	2	0	1	-	1	0	0	-	1
2015-16	2	1	-	0	1	0	-	0	1	1	-	0
2016-17	3	0	-	0	2	0	-	0	1	0	-	0
2017-18	0	2	-	1	0	1	-	1	0	1	-	0
2018-19	0	3	-	0	0	1	-	0	0	2	-	0
2019-20	1	1	-	0	1	1	-	0	0	0	-	0
2020-21	-	-	-	-	-	-	-	-	-	-	-	-
2021-22	1	2	-	0	1	1	-	0	0	1	-	0
2022-23	1	1	-	1	0	0	-	1	1	1	-	0
TOTALS	37	34	3	7	19	18	0	5	18	16	3	2

KINGS FAST FACTS

	OVERALL	AT HOME	ON ROAD
LAST WIN	10/18/22 (4-3 SO)	3/22/22 (6-1)	10/18/22 (4-3 SO)
LAST LOSS	3/11/23 (1-2 SO)	3/11/23 (1-2 SO)	1/21/23 (3-5)
LAST OT GAME	3/11/23 (1-2 SO)	3/11/23 (1-2 SO)	10/18/22 (4-3 SO)
LONGEST WIN STREAK	4 Games – Twice 12/10/02-12/11/03	4 Games – Twice 11/19/03-3/25/06	4 Games 3/7/02-12/11/03
LONGEST POINT STREAK	7 Games (6-0-1) 2/27/01-11/2/02	4 Games – Twice 10/31/15-11/4/17 (3-0-1)	11 Games (8-0-3) 4/12/99-1/13/04
LONGEST LOSING STREAK	7 Games (0-6-1) 10/25/08-3/14/10	5 Games (0-5-0) 1/8/08-3/14/10	4 Games (0-4-0) 2/1/18-10/19/21
LONGEST WINLESS STREAK	7 Games (0-6-1) 10/25/08-3/14/10	5 Games (0-5-0) 1/8/08-3/14/10	4 Games – Two Times 2/1/18-10/19/21 (0-4-0)
SHUTOUTS BY KINGS	9	4	5
LAST TIME	12/22/16 (4-0)	10/23/07 (6-0)	12/22/16 (4-0)
SHUTOUTS OF KINGS	5	1	4
LAST TIME	2/1/18 (0-5)	1/8/08 (0-7)	2/1/18 (0-5)
MOST GOALS FOR	7	7	6 – Twice
LAST TIME	10/12/19 (7-4)	10/12/19 (7-4)	12/18/10 (6-1)
MOST GOALS AGAINST	7 – Three Times	7 – Twice	7
LAST TIME	1/3/15 (6-7 OT)	1/3/15 (6-7 OT)	12/23/06 (0-7)

*Active Streak



New Jersey DEVILS

ALL-TIME RECORD vs. NEW JERSEY (59-36-11-5)

(Kansas City Scouts, 1974-76; Colorado Rockies, 1976-82)

Year	TOTAL				HOME				AWAY				Year	TOTAL				HOME				AWAY							
	W	L	T	OT	W	L	T	OT	W	L	T	OT		W	L	T	OT	W	L	T	OT	W	L	T	OT				
1974-75	3	1	0	-	2	0	0	-	1	1	0	-	2001-02	1	0	0	0	0	0	0	0	0	0	0	0	1	0	0	0
1975-76	4	0	0	-	2	0	0	-	2	0	0	-	2002-03	1	0	0	0	1	0	0	0	0	0	0	0	0	0	0	0
1976-77	2	0	2	-	1	0	1	-	1	0	1	-	2003-04	0	1	0	1	0	1	0	0	0	0	0	0	0	0	0	1
1977-78	2	1	1	-	2	0	0	-	0	1	1	-	2005-06	-	-	-	-	-	-	-	-	-	-	-	-	-	-	-	-
1978-79	2	0	2	-	1	0	1	-	1	0	1	-	2006-07	1	0	-	0	1	0	-	0	0	0	-	0	0	0	-	0
1979-80	4	0	0	-	2	0	0	-	2	0	0	-	2007-08	0	1	-	0	0	0	-	0	0	-	0	1	-	0	-	0
1980-81	3	0	1	-	1	0	1	-	2	0	0	-	2008-09	1	1	-	0	0	1	-	0	1	-	0	1	0	-	0	-
1981-82	4	2	2	-	3	0	1	-	1	2	1	-	2009-10	1	0	-	0	0	0	-	0	1	-	0	1	0	-	0	-
1982-83	2	1	0	-	2	0	0	-	0	1	0	-	2010-11	1	0	-	0	1	0	-	0	0	0	-	0	0	0	-	0
1983-84	1	2	0	-	1	0	0	-	0	2	0	-	2011-12	0	1	-	1	0	1	-	0	0	0	-	0	0	0	-	1
1984-85	3	0	0	-	2	0	0	-	1	0	0	-	2012-13	-	-	-	-	-	-	-	-	-	-	-	-	-	-	-	-
1985-86	1	2	0	-	0	1	0	-	1	1	0	-	2013-14	1	0	-	1	0	0	-	1	1	0	-	1	0	-	0	-
1986-87	2	1	0	-	2	0	0	-	0	1	0	-	2014-15	1	1	-	0	0	1	-	0	1	0	-	0	1	0	-	0
1987-88	1	1	1	-	0	0	1	-	1	1	0	-	2015-16	0	1	-	1	0	0	-	1	0	1	-	0	1	0	-	0
1988-89	1	0	2	-	1	0	1	-	0	0	1	-	2016-17	2	0	-	0	1	0	-	0	1	0	-	0	1	0	-	0
1989-90	1	2	0	-	1	0	0	-	0	2	0	-	2017-18	0	2	-	0	0	1	-	0	0	1	-	0	0	1	-	0
1990-91	2	1	0	-	1	1	0	-	1	0	0	-	2018-19	1	1	-	0	0	1	-	0	1	-	0	1	0	-	0	-
1991-92	0	3	0	-	0	1	0	-	0	2	0	-	2019-20	1	1	-	0	1	0	-	0	0	1	-	0	1	-	0	-
1992-93	1	1	0	-	1	0	0	-	0	1	0	-	2020-21	-	-	-	-	-	-	-	-	-	-	-	-	-	-	-	-
1993-94	2	0	0	-	1	0	0	-	1	0	0	-	2021-22	2	0	-	0	1	0	-	0	1	0	-	0	1	0	-	0
1994-95	-	-	-	-	-	-	-	-	-	-	-	-	2022-23	0	1	-	1	0	1	-	0	0	0	-	0	0	0	-	1
1995-96	0	2	0	-	0	1	0	-	0	1	0	-	TOTALS	59	36	11	5	33	14	6	2	26	22	5	3				
1996-97	0	2	0	-	0	1	0	-	0	1	0	-																	
1997-98	2	0	0	-	1	0	0	-	1	0	0	-																	
1998-99	1	1	0	-	0	1	0	-	1	0	0	-																	
1999-00	0	1	0	0	0	0	0	0	0	1	0	0																	
2000-01	1	1	0	0	0	1	0	0	1	0	0	0																	

KINGS FAST FACTS

	OVERALL	AT HOME	ON ROAD
LAST WIN	1/23/22 (3-2)	11/5/21 (3-2 OT)	1/23/22 (3-2)
LAST LOSS	2/23/23 (3-4 OT)	1/14/23 (2-5)	2/23/23 (3-4 OT)
LAST OT GAME	2/23/23 (3-4 OT)	11/5/21 (3-2 OT)	2/23/23 (3-4 OT)
LONGEST WIN STREAK	7 Games 10/23/79-3/6/81	6 Games 3/27/82-1/29/85	5 Games 2/4/79-3/6/81
LONGEST POINT STREAK	14 Games (11-0-3) 3/2/78-10/15/81	23 Games (19-0-4) 10/19/74-1/19/85	6 Games (5-0-1) 12/19/78-3/6/81
LONGEST LOSING STREAK	4 Games – Twice 11/4/95-3/30/97	4 Games (0-2-2) 10/25/11-3/12/16	3 Games – Twice 10/22/91-1/14/93
LONGEST WINLESS STREAK	4 Games – Twice 11/4/95-3/30/97 (0-4-0)	4 Games (0-2-2) 10/25/11-3/12/16	3 Games – Three Times 10/22/91-1/14/93 (0-3-0)
SHUTOUTS BY KINGS	7	2	5
LAST TIME	11/15/13 (2-0)	11/24/82 (3-0)	11/15/13 (2-0)
SHUTOUTS OF KINGS	5	3	2
LAST TIME	2/8/20 (0-3)	3/17/18 (0-3)	2/8/20 (0-3)
MOST GOALS FOR	10	10	8 – Twice
LAST TIME	10/15/81 (10-2)	10/15/81 (10-2)	10/28/80 (8-4)
MOST GOALS AGAINST	7 – Three Times	6 – Four Times	7 – Three Times
LAST TIME	12/14/99 (1-7)	12/6/18 (3-6)	12/14/99 (1-7)

*Active Streak



New York ISLANDERS

ALL-TIME RECORD vs. NEW YORK ISLANDERS (53-47-12-3)

Year	TOTAL				HOME				AWAY				Year	TOTAL				HOME				AWAY			
	W	L	T	OT	W	L	T	OT	W	L	T	OT		W	L	T	OT	W	L	T	OT	W	L	T	OT
1972-73	4	1	0	-	2	0	0	-	2	1	0	-	1999-00	1	0	0	0	1	0	0	0	0	0	0	0
1973-74	3	1	1	-	2	1	0	-	1	0	1	-	2000-01	2	0	0	0	1	0	0	0	1	0	0	0
1974-75	0	1	3	-	0	0	2	-	0	1	1	-	2001-02	1	1	0	0	0	1	0	0	1	0	0	0
1975-76	1	2	1	-	1	0	1	-	0	2	0	-	2002-03	0	1	0	0	0	1	0	0	0	0	0	0
1976-77	2	2	0	-	1	1	0	-	1	1	0	-	2003-04	0	0	1	0	0	0	0	0	0	0	1	0
1977-78	0	2	2	-	0	1	1	-	0	1	1	-	2005-06	-	-	-	-	-	-	-	-	-	-	-	-
1978-79	0	2	2	-	0	1	1	-	0	1	1	-	2006-07	1	0	-	0	1	0	-	0	0	0	-	0
1979-80	1	2	1	-	1	0	1	-	0	2	0	-	2007-08	1	0	-	0	0	0	-	0	1	0	-	0
1980-81	2	2	0	-	1	1	0	-	1	1	0	-	2008-09	1	0	-	0	0	0	-	0	1	0	-	0
1981-82	2	1	0	-	1	1	0	-	1	0	0	-	2009-10	2	0	-	0	1	0	-	0	1	0	-	0
1982-83	0	3	0	-	0	1	0	-	0	2	0	-	2010-11	1	1	-	0	1	0	-	0	0	1	-	0
1983-84	0	2	1	-	0	1	1	-	0	1	0	-	2011-12	0	0	-	1	0	0	-	0	0	0	-	1
1984-85	1	2	0	-	1	0	0	-	0	2	0	-	2012-13	-	-	-	-	-	-	-	-	-	-	-	-
1985-86	1	2	0	-	0	2	0	-	1	0	0	-	2013-14	2	0	-	0	1	0	-	0	1	0	-	0
1986-87	2	1	0	-	1	0	0	-	1	1	0	-	2014-15	1	0	-	1	0	0	-	1	1	0	-	0
1987-88	0	3	0	-	0	2	0	-	0	1	0	-	2015-16	1	1	-	0	1	0	-	0	0	1	-	0
1988-89	2	1	0	-	1	0	0	-	1	1	0	-	2016-17	1	1	-	0	1	0	-	0	0	1	-	0
1989-90	1	2	0	-	1	1	0	-	0	1	0	-	2017-18	1	0	-	1	1	0	-	0	0	0	-	1
1990-91	3	0	0	-	1	0	0	-	2	0	0	-	2018-19	0	2	-	0	0	1	-	0	0	1	-	0
1991-92	1	1	0	-	0	1	0	-	1	0	0	-	2019-20	1	1	-	0	1	0	-	0	0	1	-	0
1992-93	2	0	0	-	1	0	0	-	1	0	0	-	2020-21	-	-	-	-	-	-	-	-	-	-	-	-
1993-94	1	1	0	-	1	0	0	-	0	1	0	-	2021-22	2	0	-	0	1	0	-	0	1	0	-	0
1994-95	-	-	-	-	-	-	-	-	-	-	-	-	2022-23	2	0	-	0	1	0	-	0	1	0	-	0
1995-96	1	1	0	-	1	0	0	-	0	1	0	-	TOTALS	53	47	12	3	31	18	7	1	22	29	5	2
1996-97	1	1	0	-	1	0	0	-	0	1	0	-													
1997-98	1	1	0	-	1	0	0	-	0	1	0	-													
1998-99	0	2	0	-	0	1	0	-	0	1	0	-													

KINGS FAST FACTS

	OVERALL	AT HOME	ON ROAD
LAST WIN	3/14/23 (5-2)	3/14/23 (5-2)	2/24/23 (3-2)
LAST LOSS	2/6/20 (3-5)	10/18/18 (2-7)	2/6/20 (3-5)
LAST OT GAME	12/16/17 (3-4 OT)	11/6/14 (1-2 SO)	12/16/17 (3-4 OT)
LONGEST WIN STREAK	6 Games 10/10/06-11/13/10	5 Games 3/18/93-10/21/97	4 Games 10/30/90-10/27/92
LONGEST POINT STREAK	7 Games (6-0-1) 11/4/72-1/8/74	8 Games (7-0-1) 10/10/06-10/15/17	6 Games (5-0-1, 1 Tie) 11/5/00-10/12/09
LONGEST LOSING STREAK	4 Games 10/26/82-10/11/83	2 Games – Four Times 1/19/02-2/15/03	5 Games – 3 Times 2/11/16 - 2/6/20 (0-4-1)
LONGEST WINLESS STREAK	11 Games (0-6-5) 10/18/77-2/7/80	5 Games (0-2-3) 10/26/77-11/24/79	7 Games (0-5-2) 2/8/76-2/7/80
SHUTOUTS BY KINGS	8	5	3
LAST TIME	12/7/13 (3-0)	12/7/13 (3-0)	1/5/02 (3-0)
SHUTOUTS OF KINGS	7	Never	7
LAST TIME	2/19/11 (0-3)		2/19/11 (0-3)
MOST GOALS FOR	9 – Three Times LAST TIME 11/16/95 (9-2)	9 – Twice 11/16/95 (9-2)	9 10/20/81 (9-6)
MOST GOALS AGAINST	8 – Three Times LAST TIME 10/20/84 (3-8)	8 2/19/79 (3-8)	8 – Twice 10/20/84 (3-8)

*Active Streak



New York RANGERS

ALL-TIME RECORD vs. NEW YORK RANGERS (53-70-16-4)

Year	TOTAL				HOME				AWAY				Year	TOTAL				HOME				AWAY			
	W	L	T	OT	W	L	T	OT	W	L	T	OT		W	L	T	OT	W	L	T	OT	W	L	T	OT
1967-68	2	2	0	-	1	1	0	-	1	1	0	-	1997-98	1	0	1	-	1	0	0	-	0	0	1	-
1968-69	3	3	0	-	3	0	0	-	0	3	0	-	1998-99	0	1	0	-	0	1	0	-	0	0	0	-
1969-70	1	4	1	-	1	2	0	-	0	2	1	-	1999-00	1	1	0	0	1	0	0	0	0	1	0	0
1970-71	0	4	2	-	0	2	1	-	0	2	1	-	2000-01	0	1	1	0	0	0	1	0	0	1	0	0
1971-72	0	6	0	-	0	3	0	-	0	3	0	-	2001-02	1	1	0	0	0	1	0	0	1	0	0	0
1972-73	0	3	2	-	0	1	2	-	0	2	0	-	2002-03	1	0	0	0	0	0	0	0	1	0	0	0
1973-74	1	2	2	-	1	1	0	-	0	1	2	-	2003-04	0	0	0	1	0	0	0	1	0	0	0	0
1974-75	1	1	2	-	1	0	1	-	0	1	1	-	2005-06	-	-	-	-	-	-	-	-	-	-	-	-
1975-76	4	0	2	-	2	0	0	-	2	0	0	-	2006-07	1	0	-	-	0	1	0	-	0	0	-	-
1976-77	3	0	1	-	1	0	1	-	2	0	0	-	2007-08	1	0	-	-	0	0	0	-	0	1	0	-
1977-78	3	1	0	-	1	1	0	-	2	0	0	-	2008-09	0	0	-	-	1	0	0	-	1	0	0	-
1978-79	1	3	0	-	1	1	0	-	0	2	0	-	2009-10	1	1	-	-	0	1	0	-	0	1	0	-
1979-80	1	3	0	-	1	1	0	-	0	2	0	-	2010-11	0	0	-	-	1	0	0	-	0	0	0	-
1980-81	3	1	0	-	1	1	0	-	2	0	0	-	2011-12	1	0	-	-	0	1	0	-	0	0	0	-
1981-82	1	2	0	-	0	2	0	-	1	0	0	-	2012-13	-	-	-	-	-	-	-	-	-	-	-	-
1982-83	1	1	1	-	0	0	1	-	1	1	0	-	2013-14	1	1	-	-	0	0	1	-	0	1	0	-
1983-84	0	1	2	-	0	0	2	-	0	1	0	-	2014-15	1	1	-	-	0	1	1	-	0	1	0	-
1984-85	2	1	0	-	1	0	0	-	1	1	0	-	2015-16	2	0	-	-	0	1	0	-	0	1	0	-
1985-86	1	2	0	-	1	1	0	-	0	1	0	-	2016-17	0	2	-	-	0	0	1	-	0	0	1	-
1986-87	0	2	1	-	0	0	1	-	0	2	0	-	2017-18	1	1	-	-	0	1	0	-	0	0	1	-
1987-88	3	0	0	-	2	0	0	-	1	0	0	-	2018-19	2	0	-	-	0	1	0	-	0	1	0	-
1988-89	1	2	0	-	0	1	0	-	1	1	0	-	2019-20	1	1	-	-	0	1	0	-	0	0	1	-
1989-90	2	1	0	-	1	1	0	-	1	0	0	-	2020-21	-	-	-	-	-	-	-	-	-	-	-	-
1990-91	0	3	0	-	0	1	0	-	0	2	0	-	2021-22	1	0	-	-	1	1	0	-	0	0	-	1
1991-92	1	2	0	-	1	1	0	-	0	1	0	-	2022-23	0	2	-	-	0	0	1	-	0	0	1	-
1992-93	0	2	0	-	0	1	0	-	0	1	0	-	TOTALS	53	70	16	4	31	30	10	2	22	40	6	2
1993-94	0	2	0	-	0	1	0	-	0	1	0	-													
1994-95	-	-	-	-	-	-	-	-	-	-	-	-													
1995-96	1	1	0	-	1	0	0	-	0	1	0	-													
1996-97	0	2	0	-	0	1	0	-	0	1	0	-													

KINGS FAST FACTS

	OVERALL	AT HOME	ON ROAD
LAST WIN	1/10/22 (3-1)	1/10/22 (3-1)	2/4/19 (4-3 OT)
LAST LOSS	1/24/22 (2-3 SO)	3/25/17 (0-3)	1/24/22 (2-3 SO)
LAST OT GAME	1/24/22 (2-3 SO)	3/17/16 (4-3 OT)	1/24/22 (2-3 SO)
LONGEST WIN STREAK	6 Games 1/28/75-10/20/76	4 Games - Twice 1/21/18-1/10/22	6 Games 10/12/75-1/29/78
LONGEST POINT STREAK	11 Games (10-0-1) 1/28/75-11/5/77	7 Games (5-0-2) 11/9/74-11/5/77	6 Games (6-0-0) 10/12/75-1/29/78
LONGEST LOSING STREAK	8 Games (0-8-0) 3/7/71-11/12/72	3 Games - Four Times 1/30/92-1/27/94	7 Games (0-7-0) 10/31/90-12/18/96
LONGEST WINLESS STREAK	20 Games (0-15-5) 2/8/70-10/14/73	10 Games (0-7-3) 2/11/70-2/21/73	19 Games (0-14-5) 10/20/68-1/26/75
SHUTOUTS BY KINGS	5	3	2
LAST TIME	11/17/13 (1-0)	12/2/89 (6-0)	11/17/13 (1-0)
SHUTOUTS OF KINGS	8	2	6
LAST TIME	3/25/17 (0-3)	3/25/17 (0-3)	12/18/96 (0-4)
MOST GOALS FOR	7 - Twice	7	7
LAST TIME	2/5/85 (7-5)	2/5/85 (7-5)	12/13/78 (7-8)
MOST GOALS AGAINST	9	8	9
LAST TIME	10/31/90 (4-9)	1/23/93 (3-8)	10/31/90 (4-9)

*Active Streak



Ottawa SENATORS

ALL-TIME RECORD vs. OTTAWA (26-13-2-2)

Year	TOTAL				HOME				AWAY			
	W	L	T	OT	W	L	T	OT	W	L	T	OT
1992-93	2	0	0	-	1	0	0	-	1	0	0	-
1993-94	1	1	0	-	1	0	0	-	0	1	0	-
1994-95	-	-	-	-	-	-	-	-	-	-	-	-
1995-96	1	1	0	-	1	0	0	-	0	1	0	-
1996-97	1	0	1	-	1	0	0	-	0	0	1	-
1997-98	1	1	0	-	1	0	0	-	0	1	0	-
1998-99	1	1	0	-	1	0	0	-	0	1	0	-
1999-00	0	1	0	0	0	1	0	0	0	0	0	0
2000-01	1	0	0	0	0	0	0	0	1	0	0	0
2001-02	1	0	1	0	0	0	1	0	1	0	0	0
2002-03	2	0	0	0	1	0	0	0	1	0	0	0
2003-04	1	0	0	0	1	0	0	0	0	0	0	0
2005-06	0	1	-	0	0	0	-	0	0	1	-	0
2006-07	-	-	-	-	-	-	-	-	-	-	-	-
2007-08	1	0	-	0	1	0	-	0	0	0	-	0
2008-09	1	0	-	0	0	0	-	0	1	0	-	0
2009-10	1	0	-	0	1	0	-	0	0	0	-	0
2010-11	0	1	-	0	0	0	-	0	0	1	-	0
2011-12	1	0	-	0	1	0	-	0	0	0	-	0
2012-13	-	-	-	-	-	-	-	-	-	-	-	-
2013-14	2	0	-	0	1	0	-	0	1	0	-	0
2014-15	1	1	-	0	0	1	-	0	1	0	-	0
2015-16	0	2	-	0	0	1	-	0	0	1	-	0
2016-17	1	1	-	0	1	0	-	0	0	1	-	0
2017-18	2	0	-	0	1	0	-	0	1	0	-	0
2018-19	0	2	-	0	0	1	-	0	0	1	-	0
2019-20	1	0	-	1	1	0	-	0	0	0	-	1
2020-21	-	-	-	-	-	-	-	-	-	-	-	-
2021-22	2	0	-	0	1	0	-	0	1	0	-	0
2022-23	1	0	-	1	0	0	-	1	1	0	-	0
TOTALS	26	13	2	2	16	4	1	1	10	9	1	1

KINGS FAST FACTS

	OVERALL	AT HOME	ON ROAD
LAST WIN	12/6/22 (5-2)	11/27/21 (4-2)	12/6/22 (5-2)
LAST LOSS	11/27/22 (2-3 OT)	11/27/22 (2-3 OT)	11/7/19 (2-3 OT)
LAST OT GAME	11/27/22 (2-3 OT)	11/27/22 (2-3 OT)	11/7/19 (2-3 OT)
LONGEST WIN STREAK	4 Games 1/23/12-12/11/14	6 Games - Twice 1/30/03-10/9/13	3 Games 1/16/01-11/8/02
LONGEST POINT STREAK	*6 Games (4-0-2) 11/7/19-present	7 Games (6-0-1, 1 Tie) 3/4/02-10/9/13	*3 Games (2-0-1) 11/7/19-present
LONGEST LOSING STREAK	4 Games 2/26/15-11/11/16	2 Games 2/26/15-1/16/16	2 Games - 4 Times 10/13/18-11/7/19 (0-1-1)
LONGEST WINLESS STREAK	4 Games (0-4-0) 2/26/15-11/11/16	2 Games - Twice 2/26/15-1/16/16 (0-2-0)	5 Games (0-4-1) 12/13/93-12/3/98
SHUTOUTS BY KINGS	6	4	2
LAST TIME	11/11/21 (2-0)	3/6/08 (2-0)	11/11/21 (2-0)
SHUTOUTS OF KINGS	1	1	Never
LAST TIME	2/26/15 (0-1)	2/26/15 (0-1)	
MOST GOALS FOR	8	8	7
LAST TIME	3/4/93 (8-6)	3/4/93 (8-6)	1/16/01 (7-6 OT)
MOST GOALS AGAINST	6 - Twice	6	6
LAST TIME	1/16/01 (7-6 OT)	3/4/93 (8-6)	1/16/01 (7-6 OT)

*Active Streak



Philadelphia FLYERS

ALL-TIME RECORD vs. PHILADELPHIA (50-87-15-3)

Year	TOTAL				HOME				AWAY				Year	TOTAL				HOME				AWAY			
	W	L	T	OT	W	L	T	OT	W	L	T	OT		W	L	T	OT	W	L	T	OT	W	L	T	OT
1967-68	5	4	1	-	3	2	0	-	2	2	1	-	1997-98	1	1	0	-	1	0	0	-	0	1	0	-
1968-69	3	4	1	-	2	1	1	-	1	3	0	-	1998-99	1	1	0	-	1	0	0	-	0	1	0	-
1969-70	2	5	1	-	2	2	0	-	0	3	1	-	1999-00	1	1	0	0	1	0	0	1	0	0	0	0
1970-71	1	2	3	-	0	1	2	-	1	1	1	-	2000-01	0	1	0	0	0	0	0	0	0	1	0	0
1971-72	2	3	1	-	1	2	0	-	1	1	1	-	2001-02	0	1	0	0	0	1	0	0	0	0	0	0
1972-73	4	2	0	-	2	1	0	-	2	1	0	-	2002-03	0	2	0	0	0	1	0	0	0	1	0	0
1973-74	2	2	1	-	1	1	1	-	1	1	0	-	2003-04	1	0	0	0	1	0	0	0	0	0	0	0
1974-75	1	2	1	-	0	1	1	-	1	1	0	-	2005-06	-	-	-	-	-	-	-	-	-	-	-	-
1975-76	0	2	2	-	0	1	1	-	0	1	1	-	2006-07	0	1	-	0	0	1	-	0	0	0	-	0
1976-77	0	4	0	-	0	2	0	-	0	2	0	-	2007-08	0	0	-	1	0	0	-	0	0	0	-	1
1977-78	0	3	1	-	0	2	0	-	0	1	1	-	2008-09	1	1	-	0	1	0	-	0	0	1	-	0
1978-79	0	4	0	-	0	2	0	-	0	2	0	-	2009-10	0	1	-	0	0	1	-	0	0	0	-	0
1979-80	0	4	0	-	0	2	0	-	0	2	0	-	2010-11	1	1	-	0	0	1	-	0	1	0	-	0
1980-81	0	4	0	-	0	2	0	-	0	2	0	-	2011-12	1	0	-	0	0	0	-	0	1	0	-	0
1981-82	0	2	1	-	0	0	1	-	0	2	0	-	2012-13	-	-	-	-	-	-	-	-	-	-	-	-
1982-83	1	2	0	-	0	2	0	-	1	0	0	-	2013-14	1	1	-	0	0	1	-	0	1	0	-	0
1983-84	1	2	0	-	0	1	0	-	1	1	0	-	2014-15	0	1	-	1	0	1	-	0	0	0	-	1
1984-85	1	1	1	-	1	1	0	-	0	0	1	-	2015-16	2	0	-	0	1	0	-	0	1	0	-	0
1985-86	0	3	0	-	0	1	0	-	0	2	0	-	2016-17	1	1	-	0	0	1	-	0	1	0	-	0
1986-87	2	1	0	-	1	1	0	-	1	0	0	-	2017-18	2	0	-	0	1	0	-	0	1	0	-	0
1987-88	0	3	0	-	0	1	0	-	0	2	0	-	2018-19	1	1	-	0	0	1	-	0	1	0	-	0
1988-89	2	1	0	-	1	1	0	-	1	0	0	-	2019-20	1	1	-	0	1	0	-	0	0	1	-	0
1989-90	0	3	0	-	0	1	0	-	0	2	0	-	2020-21	-	-	-	-	-	-	-	-	-	-	-	-
1990-91	2	1	0	-	1	1	0	-	1	0	0	-	2021-22	1	0	-	1	1	0	-	0	0	0	-	1
1991-92	2	1	0	-	2	0	0	-	0	1	0	-	2022-23	1	1	-	0	0	1	-	0	1	0	-	0
1992-93	1	1	0	-	0	1	0	-	1	0	0	-	TOTALS	50	87	15	3	26	45	8	0	24	42	7	3
1993-94	0	2	0	-	0	1	0	-	0	1	0	-													
1994-95	-	-	-	-	-	-	-	-	-	-	-	-													
1995-96	0	1	1	-	0	0	1	-	0	1	0	-													
1996-97	1	1	0	-	1	0	0	-	0	1	0	-													

KINGS FAST FACTS

	OVERALL	AT HOME	ON ROAD
LAST WIN	1/24/23 (4-3 OT)	1/1/22 (6-3)	1/24/23 (4-3 OT)
LAST LOSS	12/31/22 (2-4)	12/31/22 (2-4)	1/29/22 (3-4 OT)
LAST OT GAME	1/24/23 (4-3 OT)	1/3/09 (2-1 SO)	1/24/23 (4-3 OT)
LONGEST WIN STREAK	6 Games 12/30/72-11/8/73	4 Games 2/16/68-12/4/68	4 Games 11/17/15-2/7/19
LONGEST POINT STREAK	6 Games - Twice 10/22/74-2/5/83	4 Games (4-0-0) 2/16/68-12/4/68	8 Games (7-0-1) 2/13/11-2/7/19
LONGEST LOSING STREAK	14 Games 4/1/78-1/5/82	10 Games 12/30/76-2/21/81	8 Games 1/7/79-2/14/82
LONGEST WINLESS STREAK	32 Games (0-27-5) 10/22/74-2/5/83	21 Games (0-17-4) 12/30/76-2/21/81	15 Games (0-13-2) 3/6/75-2/14/82
SHUTOUTS BY KINGS	10	4	6
LAST TIME	10/5/17 (2-0)	10/5/17 (2-0)	2/4/17 (1-0 OT)
SHUTOUTS OF KINGS	19	8	11
LAST TIME	2/1/14 (0-2)	2/1/14 (0-2)	2/25/09 (0-2)
MOST GOALS FOR	7 - Three Times 1/4/92 (7-3)	7 - Twice 1/4/92 (7-3)	7 10/21/71 (7-0)
MOST GOALS AGAINST	10 LAST TIME 12/29/92 (2-10)	10 12/29/92 (2-10)	9 - Twice 12/6/79 (4-9)

*Active Streak



Pittsburgh PENGUINS

ALL-TIME RECORD vs. PITTSBURGH (80-62-18-6)

Year	TOTAL				HOME				AWAY				Year	TOTAL				HOME				AWAY			
	W	L	T	OT	W	L	T	OT	W	L	T	OT		W	L	T	OT	W	L	T	OT	W	L	T	OT
1967-68	6	4	0	-	4	1	0	-	2	3	0	-	1997-98	0	1	1	-	0	1	0	-	0	0	1	-
1968-69	5	2	1	-	3	1	0	-	2	1	1	-	1998-99	1	1	0	-	0	1	0	-	1	0	0	-
1969-70	2	6	0	-	2	2	0	-	0	4	0	-	1999-00	2	0	0	1	0	0	0	1	0	0	0	1
1970-71	4	2	0	-	3	0	0	-	1	2	0	-	2000-01	0	0	1	0	0	0	0	0	0	0	1	0
1971-72	1	4	1	-	1	1	1	-	0	3	0	-	2001-02	2	0	0	0	1	0	0	0	1	0	0	0
1972-73	2	4	0	-	2	1	0	-	0	3	0	-	2002-03	2	0	0	0	1	0	0	0	1	0	0	0
1973-74	4	1	0	-	2	0	0	-	2	1	0	-	2003-04	1	0	0	0	0	0	0	0	1	0	0	0
1974-75	3	1	2	-	2	1	0	-	1	0	2	-	2005-06	-	-	-	-	-	-	-	-	-	-	-	-
1975-76	1	5	0	-	1	2	0	-	0	3	0	-	2006-07	0	0	-	1	0	0	-	1	0	0	-	0
1976-77	3	2	1	-	1	1	1	-	2	1	0	-	2007-08	0	1	-	0	0	0	-	0	0	1	-	0
1977-78	3	0	3	-	2	0	1	-	1	0	2	-	2008-09	0	1	-	0	0	0	-	0	0	1	-	0
1978-79	3	4	1	-	1	2	1	-	2	2	0	-	2009-10	1	0	-	0	1	0	-	0	0	0	-	0
1979-80	1	1	2	-	0	0	2	-	1	1	0	-	2010-11	0	0	-	1	0	0	-	0	0	0	-	1
1980-81	0	2	2	-	0	0	2	-	0	2	0	-	2011-12	0	0	-	1	0	0	-	1	0	0	-	0
1981-82	1	1	1	-	1	0	0	-	0	1	1	-	2012-13	-	-	-	-	-	-	-	-	-	-	-	-
1982-83	1	2	0	-	1	1	0	-	0	1	0	-	2013-14	1	1	-	0	0	1	-	0	1	0	-	0
1983-84	2	1	0	-	1	0	0	-	1	1	0	-	2014-15	0	1	-	1	0	0	-	1	0	1	-	0
1984-85	3	0	0	-	2	0	0	-	1	0	0	-	2015-16	2	0	-	0	1	0	-	0	1	0	-	0
1985-86	1	2	0	-	1	0	0	-	0	2	0	-	2016-17	2	0	-	0	1	0	-	0	1	0	-	0
1986-87	2	1	0	-	2	0	0	-	0	1	0	-	2017-18	0	2	-	0	0	1	-	0	0	1	-	0
1987-88	0	1	2	-	0	1	0	-	0	0	2	-	2018-19	1	0	-	1	1	0	-	0	0	0	-	1
1988-89	2	1	0	-	2	0	0	-	0	1	0	-	2019-20	1	0	-	1	1	0	-	0	0	0	-	1
1989-90	2	1	0	-	1	0	0	-	1	1	0	-	2020-21	-	-	-	-	-	-	-	-	-	-	-	-
1990-91	2	1	0	-	2	0	0	-	0	1	0	-	2021-22	2	0	-	0	1	0	-	0	1	0	-	0
1991-92	3	0	0	-	1	0	0	-	2	0	0	-	2022-23	1	1	-	0	1	0	-	0	0	1	-	0
1992-93	1	1	0	-	1	0	0	-	0	1	0	-	TOTALS	80	62	18	6	51	19	8	3	29	43	10	3
1993-94	1	1	0	-	1	0	0	-	0	1	0	-													
1994-95	-	-	-	-	-	-	-	-	-	-	-	-													
1995-96	2	0	0	-	1	0	0	-	1	0	0	-													
1996-97	0	2	0	-	0	1	0	-	0	1	0	-													

KINGS FAST FACTS

	OVERALL	AT HOME	ON ROAD
LAST WIN	2/11/23 (6-0)	2/11/23 (6-0)	1/30/22 (4-3)
LAST LOSS	10/20/22 (1-6)	1/18/18 (1-3)	10/20/22 (1-6)
LAST OT GAME	12/14/19 (4-5 SO)	11/3/16 (3-2 OT)	12/14/19 (4-5 SO)
LONGEST WIN STREAK	5 Games – Twice 2/27/02-10/10/03	9 Games 11/12/88-11/11/95	3 Games 2/27/02-10/10/03
LONGEST POINT STREAK	9 Games – Twice 10/28/99-11/1/06 (7-0-2, 1 Tie)	9 Games (9-0-0) 11/12/88-11/11/95	7 Games (5-0-2) 10/1/97-10/10/03
LONGEST LOSING STREAK	6 Games 11/15/69-2/26/70	3 Games – Twice 11/5/11-3/7/15 (0-1-2)	7 Games 1/13/71-1/31/73
LONGEST WINLESS STREAK	9 Games (0-4-5) 11/15/79-2/13/82	5 Games (0-0-5) 3/14/79-3/19/81	7 Games (0-7-0) 1/13/71-1/31/73
SHUTOUTS BY KINGS	15	7	8
LAST TIME	12/16/16 (1-0 OT)	12/17/86 (3-0)	12/16/16 (1-0 OT)
SHUTOUTS OF KINGS	5	2	3
LAST TIME	3/7/15 (0-1 OT)	3/7/15 (0-1 OT)	10/30/14 (0-3)
MOST GOALS FOR	10	10	8
LAST TIME	1/21/87 (10-5)	1/21/87 (10-5)	10/31/89 (8-4)
MOST GOALS AGAINST	8 – Twice LAST TIME 10/20/71 (1-8)	7 – Three Times 2/13/88 (5-7)	8 – Twice 10/20/71 (1-8)

*Active Streak



San Jose SHARKS

ALL-TIME RECORD vs. SAN JOSE (74-75-7-16)

Year	TOTAL				HOME				AWAY			
	W	L	T	OT	W	L	T	OT	W	L	T	OT
1991-92	5	1	1	-	3	0	1	-	2	1	0	-
1992-93	5	2	0	-	3	0	0	-	2	2	0	-
1993-94	2	2	2	-	2	1	0	-	0	1	2	-
1994-95	1	4	0	-	0	2	0	-	1	2	0	-
1995-96	3	2	1	-	2	1	0	-	1	1	1	-
1996-97	2	3	0	-	2	1	0	-	0	2	0	-
1997-98	3	2	0	-	1	1	0	-	2	1	0	-
1998-99	4	2	0	-	3	0	0	-	1	2	0	-
1999-00	2	2	1	1	2	0	1	0	0	2	0	1
2000-01	2	1	1	1	1	1	1	0	1	0	0	1
2001-02	4	1	0	0	2	0	0	0	2	1	0	0
2002-03	2	3	0	0	2	1	0	0	0	2	0	0
2003-04	0	4	1	1	0	2	1	0	0	2	0	1
2005-06	2	5	-	1	1	2	-	1	1	3	-	0
2006-07	2	6	-	0	1	3	-	0	1	3	-	0
2007-08	4	4	-	0	1	3	-	0	3	1	-	0
2008-09	1	3	-	2	1	1	-	1	0	2	-	1
2009-10	3	2	-	1	1	2	-	0	2	0	-	1
2010-11	3	3	-	0	2	1	-	0	1	2	-	0
2011-12	2	1	-	3	2	0	-	1	0	1	-	2
2012-13	2	1	-	1	2	0	-	0	0	1	-	1
2013-14	3	1	-	1	2	0	-	0	1	1	-	1
2014-15	3	2	-	0	2	1	-	0	1	1	-	0
2015-16	2	3	-	0	0	2	-	0	2	1	-	0
2016-17	2	3	-	0	1	2	-	0	1	1	-	0
2017-18	1	3	-	0	0	2	-	0	1	1	-	0
2018-19	2	1	-	1	1	0	-	1	1	1	-	0
2019-20	1	1	-	1	0	0	-	1	1	1	-	0
2020-21	2	5	-	1	1	2	-	1	1	3	-	0
2021-22	1	2	-	1	1	0	-	1	0	2	-	0
2022-23	3	0	-	0	2	0	-	0	1	0	-	0
TOTALS	74	75	7	16	44	31	4	7	30	44	3	9

KINGS FAST FACTS

	OVERALL	AT HOME	ON ROAD
LAST WIN	1/11/23 (4-3)	1/11/23 (4-3)	11/25/22 (5-2)
LAST LOSS	3/12/22 (0-5)	3/10/22 (3-4 OT)	3/12/22 (0-5)
LAST OT GAME	12/17/22 (3-2 SO)	12/17/22 (3-2 SO)	12/27/19 (3-2 OT)
LONGEST WIN STREAK	5 Games 2/6/99-11/27/99	5 Games – Twice 12/30/98-11/27/99	3 Games – Three Times 2/21/15-1/24/16
LONGEST POINT STREAK	7 Games (5-0-2) 3/16/13-1/27/14	9 Games – Twice 1/26/11-12/19/13 (8-0-1)	3 Games – Four Times 2/21/15-1/24/16 (3-0-0)
LONGEST LOSING STREAK	5 Games – 3 Times 1/22/21-4/9/21 (0-5-0)	5 Games 12/12/06-3/18/08	9 Games (0-8-1) 4/13/02-3/13/06
LONGEST WINLESS STREAK	7 Games (0-5-2, 1 Tie) 12/26/03-10/28/05	5 Games (0-5-0) 12/12/06-3/18/08	9 Games (0-8-1) 4/13/02-3/13/06
SHUTOUTS BY KINGS	9	5	4
LAST TIME	3/17/22 (3-0)	3/17/22 (3-0)	1/27/14 (1-0)
SHUTOUTS OF KINGS	16	9	7
LAST TIME	3/12/22 (0-5)	4/1/21 (0-3)	3/12/22 (0-5)
MOST GOALS FOR	11	8	11
LAST TIME	11/8/92 (11-4)	10/16/91 (8-5)	11/8/92 (11-4)
MOST GOALS AGAINST	7 – Four Times	7 – Twice	7 – Twice
LAST TIME	11/9/06 (3-7)	11/9/06 (3-7)	1/22/97 (2-7)

*Active Streak



Seattle KRAKEN

ALL-TIME RECORD VS. SEATTLE (4-2-0-2)

Year	TOTAL				HOME				AWAY			
	W	L	T	OT	W	L	T	OT	W	L	T	OT
2021-22	3	1	-	0	1	1	-	0	2	0	-	0
2022-23	1	1	-	2	0	1	-	1	1	0	-	1
TOTALS	4	2		2	1	2		1	3	0		1

Owners: David Bonderman, Jerry Bruckheimer, & Tod Leiweke

General Manager: Ron Francis

Assistant General Managers: Ricky Olczyk & Jason Botterill

Head Coach: Dave Hakstol

Assistant Coaches: Jay Leach & Paul McFarland

Arena: Climate Pledge Arena

KINGS FAST FACTS

	OVERALL	AT HOME	ON ROAD
LAST WIN	4/1/23 (3-1)	3/26/22 (4-2)	4/1/23 (3-1)
LAST LOSS	11/29/22 (8-9 OT)	11/29/22 (8-9 OT)	11/19/22 (2-3 OT)
LAST OT GAME	11/29/22 (8-9 OT)	11/29/22 (8-9 OT)	11/19/22 (2-3 OT)
LONGEST WIN STREAK	2 Games 1/15/22-3/26/22	n/a	2 Games 1/15/22-4/27/22
LONGEST POINT STREAK	*3 Games (1-0-2) 11/19/22-present	n/a	*4 Games (3-0-1) 11/19/22-present
LONGEST LOSING STREAK	n/a	2 Games (0-2-1) 3/28/22-11/29/22	n/a
LONGEST WINLESS STREAK	3 Games (0-1-2) 10/13/22-11/29/22	3 Games (0-2-1) 3/28/22-11/29/22	n/a
SHUTOUTS BY KINGS	0	0	0
LAST TIME	n/a	n/a	n/a
SHUTOUTS OF KINGS	0	0	0
LAST TIME	n/a	n/a	n/a
MOST GOALS FOR	8	8	5
LAST TIME	11/29/22 (8-9)	11/29/22 (8-9)	4/27/22 (5-3)
MOST GOALS AGAINST	9	9	3 - Twice
LAST TIME	11/29/22 (8-9)	11/29/22 (8-9)	11/19/22 (2-3 OT)

*Active Streak



St. Louis BLUES

ALL-TIME RECORD vs. ST. LOUIS (87-106-22-6)

Year	TOTAL			HOME			AWAY			Year	TOTAL			HOME			AWAY								
	W	L	T	OT	W	L	T	OT	W		L	T	OT	W	L	T	OT	W	L	T	OT				
1967-68	4	3	3	-	4	0	1	-	0	3	2	-	1995-96	1	2	1	-	0	2	0	-	1	0	1	-
1968-69	1	6	1	-	1	2	1	-	0	4	0	-	1996-97	1	3	0	-	1	1	0	-	0	2	0	-
1969-70	0	8	0	-	0	4	0	-	0	4	0	-	1997-98	0	3	1	-	0	2	0	-	0	1	1	-
1970-71	2	4	0	-	1	2	0	-	1	2	0	-	1998-99	0	3	1	-	0	1	1	-	0	2	0	-
1971-72	2	4	0	-	1	2	0	-	1	2	0	-	1999-00	1	2	1	0	0	2	0	0	1	0	1	0
1972-73	3	2	0	-	2	1	0	-	1	1	0	-	2000-01	1	2	1	0	0	1	1	0	1	1	0	0
1973-74	3	2	0	-	1	1	0	-	2	1	0	-	2001-02	2	1	1	0	1	0	1	0	1	1	0	0
1974-75	3	0	1	-	1	0	1	-	2	0	0	-	2002-03	1	2	0	1	1	1	0	0	0	1	0	1
1975-76	2	1	1	-	1	0	1	-	1	1	0	-	2003-04	0	4	0	0	0	2	0	0	0	2	0	0
1976-77	2	2	0	-	2	0	0	-	0	2	0	-	2005-06	4	0	0	-	0	2	0	-	0	2	0	-
1977-78	2	2	0	-	1	1	0	-	1	1	0	-	2006-07	1	3	-	0	1	1	-	0	0	2	-	0
1978-79	2	1	1	-	1	0	1	-	1	1	0	-	2007-08	1	3	-	0	1	1	-	0	0	2	-	0
1979-80	1	3	0	-	1	1	0	-	0	2	0	-	2008-09	3	1	-	0	2	0	-	0	1	1	-	0
1980-81	0	2	2	-	0	1	1	-	0	1	1	-	2009-10	1	2	-	1	0	1	-	1	1	1	-	0
1981-82	2	1	0	-	2	0	0	-	0	1	0	-	2010-11	0	4	-	0	0	2	-	0	0	2	-	0
1982-83	1	2	0	-	1	0	0	-	0	2	0	-	2011-12	3	1	-	0	2	0	-	0	1	1	-	0
1983-84	1	1	1	-	1	0	1	-	0	1	0	-	2012-13	3	0	-	0	1	0	-	0	2	0	-	0
1984-85	1	2	0	-	0	1	0	-	1	1	0	-	2013-14	2	1	-	0	1	0	-	0	1	1	-	0
1985-86	1	1	1	-	1	1	0	-	0	0	1	-	2014-15	2	1	-	0	2	0	-	0	0	1	-	0
1986-87	1	1	1	-	0	1	0	-	1	0	1	-	2015-16	1	0	-	2	0	0	-	1	1	0	-	1
1987-88	2	1	0	-	2	0	0	-	0	1	0	-	2016-17	1	2	-	0	1	1	-	0	0	1	-	0
1988-89	1	2	0	-	1	0	0	-	0	2	0	-	2017-18	1	2	-	0	0	1	-	0	1	1	-	0
1989-90	2	1	0	-	1	1	0	-	1	0	0	-	2018-19	2	1	-	0	1	1	-	0	1	0	-	0
1990-91	1	1	1	-	1	0	0	-	0	1	1	-	2019-20	0	2	-	0	0	1	-	0	0	1	-	0
1991-92	1	1	1	-	0	0	1	-	1	1	0	-	2020-21	5	1	-	2	2	0	-	2	3	1	-	0
1992-93	2	1	0	-	2	0	0	-	0	1	0	-	2021-22	1	2	-	0	1	0	-	0	0	2	-	0
1993-94	2	2	0	-	2	0	0	-	0	2	0	-	2022-23	3	0	-	0	2	0	-	0	1	0	-	0
1994-95	1	1	2	-	1	0	1	-	0	1	1	-	TOTALS	87	106	22	6	54	40	12	4	33	66	10	2

KINGS FAST FACTS

	OVERALL	AT HOME	ON ROAD
LAST WIN	3/26/23 (7-6)	3/26/23 (7-6)	10/31/22 (5-1)
LAST LOSS	10/25/21 (0-3)	5/10/21 (1-2 OT)	10/25/21 (0-3)
LAST OT GAME	11/3/21 (3-2 SO)	11/3/21 (3-2 SO)	2/18/16 (1-2 OT)
LONGEST WIN STREAK	5 Games – Twice 3/22/12-12/2/13	6 Games 10/18/11-12/18/14	3 Games – Twice 1/24/21-2/24/21
LONGEST POINT STREAK	7 Games (5-0-2) 1/24/21-5/10/21	9 Games (7-0-2) 3/24/90-3/20/95	4 Games (2-0-2) 1/26/85-1/17/87
LONGEST LOSING STREAK	11 Games 2/15/69-3/24/70	6 Games 2/22/69-3/24/70	9 Games 10/12/68-10/31/70
LONGEST WINLESS STREAK	11 Games (0-11-0) 2/15/69-3/24/70	10 Games (0-7-3) 3/13/97-12/6/01	14 Games (0-12-2) 10/21/67-10/31/70
SHUTOUTS BY KINGS	14	8	6
LAST TIME	2/27/21 (3-0)	10/16/14 (1-0 SO)	2/27/21 (3-0)
SHUTOUTS OF KINGS	20	9	10
LAST TIME	10/25/21 (0-3)	3/7/19 (0-4)	10/25/21 (0-3)
MOST GOALS FOR	9 – Twice LAST TIME 12/11/93 (9-1)	9 – Twice LAST TIME 12/11/93 (9-1)	7 1/26/85 (7-3)
MOST GOALS AGAINST	8 LAST TIME 12/13/69 (1-8)	8 LAST TIME 12/13/69 (1-8)	7 – Eight Times 10/23/21 (3-7)

*Active Streak



Tampa Bay LIGHTNING

ALL-TIME RECORD vs. TAMPA BAY (14-24-2-5)

Year	TOTAL				HOME				AWAY			
	W	L	T	OT	W	L	T	OT	W	L	T	OT
1992-93	1	2	0	-	0	2	0	-	1	0	0	-
1993-94	1	1	0	-	0	1	0	-	1	0	0	-
1994-95	-	-	-	-	-	-	-	-	-	-	-	-
1995-96	0	2	0	-	0	1	0	-	0	1	0	-
1996-97	0	2	0	-	0	1	0	-	0	1	0	-
1997-98	2	0	0	-	1	0	0	-	1	0	0	-
1998-99	0	2	0	-	0	1	0	-	0	1	0	-
1999-00	1	0	1	0	0	0	1	0	1	0	0	0
2000-01	0	1	0	0	0	1	0	0	0	0	0	0
2001-02	0	2	0	0	0	1	0	0	0	1	0	0
2002-03	0	1	1	0	0	0	1	0	0	1	0	0
2003-04	1	0	0	0	0	0	0	0	1	0	0	0
2005-06	0	1	-	0	0	1	-	0	0	0	-	0
2006-07	0	0	-	1	0	0	-	0	0	0	-	1
2007-08	-	-	-	-	-	-	-	-	-	-	-	-
2008-09	0	1	-	0	0	1	-	0	0	0	-	0
2009-10	1	0	-	0	0	0	-	0	1	0	-	0
2010-11	1	0	-	0	1	0	-	0	0	0	-	0
2011-12	1	0	-	0	0	0	-	0	1	0	-	0
2012-13	-	-	-	-	-	-	-	-	-	-	-	-
2013-14	1	1	-	0	1	0	-	0	0	1	-	0
2014-15	2	0	-	0	1	0	-	0	1	0	-	0
2015-16	1	0	-	1	1	0	-	0	0	0	-	1
2016-17	0	2	-	0	0	1	-	0	0	1	-	0
2017-18	0	2	-	0	0	1	-	0	0	1	-	0
2018-19	0	1	-	1	0	1	-	0	0	0	-	1
2019-20	0	1	-	1	0	1	-	0	0	0	-	1
2020-21	-	-	-	-	-	-	-	-	-	-	-	-
2021-22	0	1	-	1	0	1	-	0	0	0	-	1
2022-23	1	1	-	0	1	0	-	0	0	1	-	0
TOTALS	14	24	2	5	6	15	2	0	8	9	0	5

KINGS FAST FACTS

	OVERALL	AT HOME	ON ROAD
LAST WIN	10/25/22 (4-2)	10/25/22 (4-2)	2/7/15 (4-2)
LAST LOSS	1/28/23 (2-5)	1/18/22 (4-6)	1/28/23 (2-5)
LAST OT GAME	12/14/21 (2-3 OT)	3/20/03 (2-2 Tie)	12/14/21 (2-3 OT)
LONGEST WIN STREAK	3 Games Twice (11/19/13-2/16/15)	4 Games 11/4/10-12/6/15	2 Games Twice (11/14/09-2/7/12)
LONGEST POINT STREAK	5 Games (4-0-1) 11/19/13-12/6/15	4 Games (4-0-0) 11/4/10-12/6/15	4 Games (3-0-1) 11/6/03-2/7/12
LONGEST LOSING STREAK	10 Games (0-7-3) 1/16/17-1/18/22	5 Games - Twice 1/16/17-1/18/22 (0-5-0)	*7 Games (0-3-4) 11/25/15 - present
LONGEST WINLESS STREAK	10 Games (0-7-3) 1/16/17 - 1/18/22	7 Games (0-5-2) 10/30/98-1/12/09	*7 Games (0-3-4) 11/25/15 - present
SHUTOUTS BY KINGS	2	1	1
LAST TIME	11/4/10 (1-0)	11/4/10 (1-0)	11/6/03 (1-0)
SHUTOUTS OF KINGS	6	2	4
LAST TIME	2/7/17 (0-5)	10/13/01 (0-1)	2/7/17 (0-5)
MOST GOALS FOR	5 - Four Times LAST TIME 11/19/13 (5-2)	5 - Twice 11/19/13 (5-2)	5 - Twice 10/7/99 (5-2)
MOST GOALS AGAINST	6 - Three Times LAST TIME 1/18/22 (4-6)	6 - Three Times 1/18/22 (4-6)	5 - Three Times 1/28/23 (2-5)

*Active Streak



Toronto MAPLE LEAFS

ALL-TIME RECORD vs. TORONTO (69-65-21-2)

Year	TOTAL			HOME			AWAY			Year	TOTAL			HOME			AWAY								
	W	L	T	OT	W	L	T	OT	W		L	T	OT	W	L	T	OT	W	L	T	OT				
1967-68	2	2	0	-	2	0	0	-	0	2	0	-	1995-96	1	2	1	-	1	1	0	-	0	1	1	-
1968-69	3	3	0	-	2	1	0	-	1	2	0	-	1996-97	3	0	1	-	1	0	1	-	2	0	0	-
1969-70	1	3	2	-	1	2	0	-	0	1	2	-	1997-98	2	2	0	-	1	1	0	-	1	1	0	-
1970-71	3	3	0	-	3	0	0	-	0	3	0	-	1998-99	0	1	0	-	0	0	0	-	0	1	0	-
1971-72	1	4	1	-	1	2	0	-	0	2	1	-	1999-00	0	1	0	0	0	0	0	0	0	1	0	0
1972-73	2	3	0	-	1	1	0	-	1	2	0	-	2000-01	1	0	0	0	0	0	0	0	1	0	0	0
1973-74	1	2	2	-	1	1	1	-	0	1	1	-	2001-02	1	0	0	0	0	0	0	0	1	0	0	0
1974-75	4	0	1	-	2	0	0	-	2	0	1	-	2002-03	0	0	0	1	0	0	0	0	0	0	0	1
1975-76	1	3	1	-	1	1	1	-	0	2	0	-	2003-04	0	0	1	0	0	0	1	0	0	0	0	0
1976-77	1	2	2	-	1	0	1	-	0	2	1	-	2005-06	1	0	-	0	0	0	-	0	1	0	-	0
1977-78	3	2	0	-	2	1	0	-	1	1	0	-	2006-07	-	-	-	-	-	-	-	-	-	-	-	-
1978-79	0	4	0	-	0	2	0	-	0	2	0	-	2007-08	1	0	-	0	1	0	-	0	0	0	-	0
1979-80	3	0	1	-	2	0	0	-	1	0	1	-	2008-09	0	1	-	0	0	1	-	0	0	0	-	0
1980-81	3	0	1	-	1	0	1	-	2	0	0	-	2009-10	1	0	-	0	0	0	-	0	1	0	-	0
1981-82	1	2	0	-	0	1	0	-	1	1	0	-	2010-11	0	1	-	0	0	1	-	0	0	0	-	0
1982-83	2	1	0	-	2	0	0	-	0	1	0	-	2011-12	1	0	-	0	0	0	-	0	1	0	-	0
1983-84	0	2	1	-	0	1	0	-	0	1	1	-	2012-13	-	-	-	-	-	-	-	-	-	-	-	-
1984-85	2	1	0	-	1	1	0	-	1	0	0	-	2013-14	1	1	-	0	0	1	-	0	1	0	-	0
1985-86	2	1	0	-	1	0	0	-	1	1	0	-	2014-15	1	0	-	1	1	0	-	0	0	0	-	1
1986-87	1	1	1	-	1	0	1	-	0	1	0	-	2015-16	1	1	-	0	1	0	-	0	0	1	-	0
1987-88	1	1	1	-	1	0	0	-	0	1	1	-	2016-17	2	0	-	0	1	0	-	0	1	0	-	0
1988-89	3	0	0	-	2	0	0	-	1	0	0	-	2017-18	1	1	-	0	1	0	-	0	0	1	-	0
1989-90	1	2	0	-	1	0	0	-	0	2	0	-	2018-19	0	2	-	0	0	1	-	0	0	1	-	0
1990-91	1	1	1	-	0	1	1	-	1	0	0	-	2019-20	1	1	-	0	1	0	-	0	0	1	-	0
1991-92	2	0	1	-	1	0	1	-	1	0	0	-	2020-21	-	-	-	-	-	-	-	-	-	-	-	-
1992-93	1	2	1	-	1	1	0	-	0	1	1	-	2021-22	1	1	-	0	0	1	-	0	1	0	-	0
1993-94	1	3	0	-	0	2	0	-	1	1	0	-	2022-23	1	1	-	0	1	0	-	0	0	1	-	0
1994-95	2	1	1	-	0	1	1	-	2	0	0	-	TOTALS	69	65	21	2	41	26	10	0	28	39	11	2

KINGS FAST FACTS

	OVERALL	AT HOME	ON ROAD
LAST WIN	10/29/22 (4-2)	10/29/22 (4-2)	11/8/21 (5-1)
LAST LOSS	12/8/22 (0-5)	11/24/21 (2-6)	12/8/22 (0-5)
LAST OT GAME	3/5/20 (1-0 SO)	3/5/20 (1-0 SO)	12/14/14 (3-4 SO)
LONGEST WIN STREAK	5 Games 2/20/88-10/8/89	4 Games – Twice 1/12/14-11/2/17	4 Games 12/6/05-12/11/13
LONGEST POINT STREAK	9 Games (5-0-4) 1/5/74-11/15/75	6 Games (4-0-2) 12/18/85-10/5/89	8 Games (6-0-2) 1/17/01-12/14/14
LONGEST LOSING STREAK	5 Games – Twice 3/27/78-3/10/79	3 Games – Twice 12/1/08-3/13/14	4 Games 12/2/70-11/17/71
LONGEST WINLESS STREAK	5 Games – Four Times 11/28/92-12/18/93 (0-4-1, 1 Tie)	6 Games (0-5-1) 2/27/93-12/16/95	12 Games (0-9-3) 1/11/69-1/6/73
SHUTOUTS BY KINGS	9	7	2
LAST TIME	3/5/20 (1-0 SO)	3/5/20 (1-0 SO)	11/8/16 (7-0)
SHUTOUTS OF KINGS	8	4	4
LAST TIME	12/8/22 (0-5)	3/5/20 (1-0 SO)	12/8/22 (0-5)
MOST GOALS FOR	9	9	7 – Four Times
LAST TIME	12/1/88 (9-3)	12/1/88 (9-3)	11/8/16 (7-0)
MOST GOALS AGAINST	9 – Twice	9	9
LAST TIME	11/7/81 (4-9)	11/7/81 (4-9)	3/10/79 (4-9)

*Active Streak



Vancouver CANUCKS

ALL-TIME RECORD vs. VANCOUVER (114-110-32-8)

Year	TOTAL				HOME				AWAY				Year	TOTAL				HOME				AWAY			
	W	L	T	OT	W	L	T	OT	W	L	T	OT		W	L	T	OT	W	L	T	OT	W	L	T	OT
1970-71	2	3	1	-	0	2	1	-	2	1	0	-	1997-98	3	2	1	-	2	0	1	-	1	2	0	-
1971-72	5	0	1	-	3	0	0	-	2	0	1	-	1998-99	3	1	0	-	2	0	0	-	1	1	0	-
1972-73	3	2	0	-	2	0	0	-	1	2	0	-	1999-00	2	0	2	0	1	0	1	0	1	0	1	0
1973-74	3	2	0	-	2	1	0	-	1	1	0	-	2000-01	3	0	0	1	2	0	0	0	1	0	0	1
1974-75	1	1	2	-	1	0	1	-	0	1	1	-	2001-02	1	2	1	0	1	0	1	0	0	2	0	0
1975-76	3	1	0	-	2	0	0	-	1	1	0	-	2002-03	1	2	1	0	0	1	1	0	1	1	0	0
1976-77	0	2	2	-	0	1	1	-	0	1	1	-	2003-04	0	3	1	0	0	2	0	0	0	1	1	0
1977-78	2	1	1	-	2	0	0	-	0	1	1	-	2005-06	3	1	-	0	2	0	-	0	1	1	-	0
1978-79	3	1	0	-	2	0	0	-	1	1	0	-	2006-07	1	3	-	0	0	2	-	0	1	1	-	0
1979-80	2	2	0	-	1	1	0	-	1	1	0	-	2007-08	3	0	-	1	1	0	-	1	2	0	-	0
1980-81	4	0	0	-	2	0	0	-	2	0	0	-	2008-09	1	3	-	0	1	1	-	0	0	2	-	0
1981-82	3	2	3	-	3	1	0	-	0	1	3	-	2009-10	1	2	-	1	1	0	-	1	0	2	-	0
1982-83	3	3	2	-	2	0	2	-	1	3	0	-	2010-11	2	2	-	0	1	1	-	0	1	1	-	0
1983-84	4	3	1	-	2	1	1	-	2	2	0	-	2011-12	2	2	-	0	1	1	-	0	1	1	-	0
1984-85	4	2	2	-	2	1	1	-	2	1	1	-	2012-13	1	2	-	0	1	1	-	0	0	1	-	0
1985-86	1	5	2	-	0	3	1	-	1	2	1	-	2013-14	4	1	-	0	3	0	-	0	1	1	-	0
1986-87	2	5	1	-	2	2	0	-	0	3	1	-	2014-15	3	1	-	1	1	1	-	0	2	0	-	1
1987-88	3	4	1	-	2	1	1	-	1	3	0	-	2015-16	3	2	-	0	2	1	-	0	1	1	-	0
1988-89	4	4	0	-	2	2	0	-	2	2	0	-	2016-17	2	2	-	0	1	1	-	0	1	1	-	0
1989-90	4	2	2	-	3	1	0	-	1	1	2	-	2017-18	2	2	-	0	1	1	-	0	1	1	-	0
1990-91	5	3	0	-	3	1	0	-	2	2	0	-	2018-19	1	1	-	2	0	1	-	1	1	0	-	1
1991-92	2	4	1	-	0	3	1	-	2	1	0	-	2019-20	0	3	-	0	0	1	-	0	0	2	-	0
1992-93	2	7	0	-	2	3	0	-	0	4	0	-	2020-21	-	-	-	-	-	-	-	-	-	-	-	-
1993-94	1	5	0	-	1	2	0	-	0	3	0	-	2021-22	1	1	-	1	1	0	-	0	0	1	-	1
1994-95	0	4	0	-	0	2	0	-	0	2	0	-	2022-23	2	1	-	1	1	0	-	1	1	1	-	0
1995-96	0	2	3	-	0	1	2	-	0	1	1	-	TOTALS	114	110	32	8	69	44	16	4	45	66	16	4
1996-97	3	1	1	-	2	0	0	-	1	1	1	-													

KINGS FAST FACTS

	OVERALL	AT HOME	ON ROAD
LAST WIN	4/10/23 (3-0)	4/10/23 (3-0)	4/2/23 (4-1)
LAST LOSS	3/18/23 (2-3 SO)	3/18/23 (2-3 SO)	11/18/22 (1-4)
LAST OT GAME	3/18/23 (2-3 SO)	3/18/23 (2-3 SO)	4/28/22 (2-3 OT)
LONGEST WIN STREAK	6 Games – Twice 11/16/80-12/12/81	6 Games 2/24/77-12/15/79	3 Games 4/4/71-1/2/72
LONGEST POINT STREAK	12 Games (9-0-3, 2 Ties) 11/9/98-12/13/01	14 Games (10-0-4) 1/7/97-10/19/02	5 Games (2-0-3) 11/16/80-1/24/82
LONGEST LOSING STREAK	7 Games 1/31/94-3/29/95	3 Games – 3 Times 11/24/18-10/30/19	9 Games 11/16/92-3/29/95
LONGEST WINLESS STREAK	13 Games (0-10-3) 1/31/94-1/2/97	6 Games – Twice 3/23/94-4/6/96 (0-4-2, 2 Ties)	12 Games (0-11-1, 1 Tie) 11/16/92-1/2/97
SHUTOUTS BY KINGS	21	14	7
LAST TIME	4/10/23 (3-0)	4/10/23 (3-0)	3/31/17 (2-0)
SHUTOUTS OF KINGS	13	4	8
LAST TIME	12/6/21 (0-4)	10/13/15 (0-3)	12/6/21 (0-4)
MOST GOALS FOR	12	12	10
LAST TIME	11/29/84 (12-1)	11/29/84 (12-1)	10/31/84 (10-3)
MOST GOALS AGAINST	11	8	11
LAST TIME	11/25/86 (5-11)	4/1/87 (3-8)	11/25/86 (5-11)

*Active Streak



Vegas GOLDEN KNIGHTS

ALL-TIME RECORD vs. VEGAS (14-14-0-1)

Year	TOTAL				HOME				AWAY			
	W	L	T	OT	W	L	T	OT	W	L	T	OT
2017-18	2	1	-	1	1	0	-	1	1	1	-	0
2018-19	3	2	-	0	2	1	-	0	1	1	-	0
2019-20	3	1	-	0	1	1	-	0	2	0	-	0
2020-21	2	6	-	0	1	3	-	0	1	3	-	0
2021-22	2	2	-	0	1	1	-	0	1	1	-	0
2022-23	2	2	-	0	1	1	-	0	1	1	-	0
TOTALS	14	14	0	1	7	7	0	1	7	7	0	0

KINGS FAST FACTS

	OVERALL	AT HOME	ON ROAD
LAST WIN	1/7/23 (5-1)	12/27/23 (4-2)	1/7/23 (5-1)
LAST LOSS	4/6/23 (2-5)	10/11/22 (3-4)	4/6/23 (2-5)
LAST OT GAME	2/28/22 (4-3 OT)	2/26/18 (3-2 OT)	2/28/22 (4-3 OT)
LONGEST WIN STREAK	4 Games 2/26/18-12/23/18	2 Games 2/26/18-12/8/18	2 Games - Twice 1/9/20-3/1/20
LONGEST POINT STREAK	5 Games (4-0-1) 12/28/17-12/23/18	3 Games (2-0-1) 12/28/17-12/8/18	2 Games - Twice 1/9/20-3/1/20 (2-0-0)
LONGEST LOSING STREAK	3 Games 2/5/21-3/19/21	2 Games 4/12/21-4/21/21	3 Games 2/5/21-3/29/21
LONGEST WINLESS STREAK	3 Games 2/5/21-3/19/21 (0-3-0)	2 Games 4/12/21-4/21/21 (0-2-0)	3 Games 2/7/21-3/29/21 (0-3-0)
SHUTOUTS BY KINGS	Never	Never	Never
LAST TIME			
SHUTOUTS OF KINGS	1	Never	1
LAST TIME	1/1/19 (0-2)		1/1/19 (0-2)
MOST GOALS FOR	6	6	5 - Two Times
LAST TIME	10/14/21 (6-2)	10/14/21 (6-2)	1/7/23 (5-1)
MOST GOALS AGAINST	6 - Twice	6 - Twice	5 - Three Times
LAST TIME	12/28/21 (3-6)	12/28/21 (3-6)	4/6/23 (2-5)

*Active Streak



Washington CAPITALS

ALL-TIME RECORD vs. WASHINGTON (62-41-13-2)																													
Year	TOTAL				HOME				AWAY				Year	TOTAL				HOME				AWAY							
	W	L	T	OT	W	L	T	OT	W	L	T	OT		W	L	T	OT	W	L	T	OT	W	L	T	OT				
1974-75	5	0	1	-	3	0	0	-	2	0	1	-	2000-01	1	1	0	0	0	1	0	0	1	0	0	0	1	0	0	0
1975-76	4	1	1	-	3	0	0	-	1	1	1	-	2001-02	0	0	0	1	0	0	0	0	1	0	0	0	0	0	0	0
1976-77	5	0	1	-	3	0	0	-	2	0	1	-	2002-03	1	0	0	0	0	0	0	0	0	0	0	1	0	0	0	0
1977-78	4	2	0	-	2	1	0	-	2	1	0	-	2003-04	2	0	0	0	1	0	0	0	1	0	0	0	1	0	0	0
1978-79	3	4	1	-	2	1	1	-	1	3	0	-	2005-06	0	1	-	0	0	1	-	0	0	0	-	0	0	0	-	0
1979-80	1	3	0	-	1	1	0	-	0	2	0	-	2006-07	0	0	-	1	0	0	-	0	0	-	0	0	0	-	1	-
1980-81	2	1	1	-	1	0	1	-	1	1	0	-	2007-08	-	-	-	-	-	-	-	-	-	-	-	-	-	-	-	-
1981-82	1	1	1	-	1	1	0	-	0	0	1	-	2008-09	2	0	-	0	1	0	-	0	1	0	-	0	1	0	-	0
1982-83	1	1	1	-	0	0	1	-	1	1	0	-	2009-10	1	0	-	0	1	0	-	0	0	0	-	0	0	0	-	0
1983-84	0	3	0	-	0	2	0	-	0	1	0	-	2010-11	1	0	-	0	0	0	-	0	1	0	-	0	1	0	-	0
1984-85	1	2	0	-	1	0	0	-	0	2	0	-	2011-12	1	0	-	0	1	0	-	0	1	0	-	0	0	0	-	0
1985-86	1	2	0	-	0	2	0	-	1	0	0	-	2012-13	-	-	-	-	-	-	-	-	-	-	-	-	-	-	-	-
1986-87	3	0	0	-	1	0	0	-	2	0	0	-	2013-14	2	0	-	0	1	0	-	0	1	0	-	0	1	0	-	0
1987-88	1	2	0	-	1	1	0	-	0	1	0	-	2014-15	1	1	-	0	1	0	-	0	0	1	-	0	1	-	0	-
1988-89	1	1	1	-	0	1	0	-	1	0	1	-	2015-16	1	1	-	0	1	0	-	0	0	1	-	0	1	-	0	-
1989-90	3	0	0	-	2	0	0	-	1	0	0	-	2016-17	1	1	-	0	1	0	-	0	0	1	-	0	1	-	0	-
1990-91	1	1	1	-	1	0	0	-	0	1	1	-	2017-18	2	0	-	0	1	0	-	0	1	0	-	0	1	0	-	0
1991-92	1	1	1	-	1	0	1	-	0	1	0	-	2018-19	0	2	-	0	0	1	-	0	0	1	-	0	0	1	-	0
1992-93	0	2	0	-	0	1	0	-	0	1	0	-	2019-20	0	2	-	0	0	1	-	0	0	1	-	0	0	1	-	0
1993-94	0	2	0	-	0	1	0	-	0	1	0	-	2020-21	-	-	-	-	-	-	-	-	-	-	-	-	-	-	-	-
1994-95	-	-	-	-	-	-	-	-	-	-	-	-	2021-22	1	1	-	0	0	1	-	0	1	0	-	0	1	0	-	0
1995-96	2	0	0	-	1	0	0	-	1	0	0	-	2022-23	1	1	-	0	1	0	-	0	0	1	-	0	0	1	-	0
1996-97	1	0	1	-	0	0	1	-	1	0	0	-	TOTALS	62	41	13	2	36	17	6	1	26	24	7	1				
1997-98	0	1	1	-	0	0	1	-	0	1	0	-																	
1998-99	2	0	0	-	1	0	0	-	1	0	0	-																	
1999-00	1	0	1	0	1	0	0	0	0	0	1	0																	

KINGS FAST FACTS

	OVERALL	AT HOME	ON ROAD
LAST WIN	3/6/23 (4-2)	3/6/23 (4-2)	12/19/21 (3-2)
LAST LOSS	10/22/22 (3-4)	11/17/21 (0-2)	10/22/22 (3-4)
LAST OT GAME	3/9/16 (4-3 OT)	3/9/16 (4-3 OT)	3/25/14 (5-4 SO)
LONGEST WIN STREAK	8 Games 12/19/74-11/15/75	10 Games 12/19/74-11/29/77	3 Games – Five Times 2/5/09-3/25/14
LONGEST POINT STREAK	10 Games (8-0-2) 1/27/76-11/29/77	10 Games (10-0-0) 12/19/74-11/29/77	9 Games (7-0-2; 1 Tie) 12/9/98-3/15/14
LONGEST LOSING STREAK	5 Games 2/19/83-2/8/85	*3 Games 2/18/19-present	5 Games 1/3/79-2/26/80
LONGEST WINLESS STREAK	6 Games (0-5-1) 2/19/83-2/8/85	4 Games (0-3-1) 2/17/82-2/16/84	5 Games (0-5-0) 1/3/79-2/26/80
SHUTOUTS BY KINGS	3	3	Never
LAST TIME	3/10/77 (6-0)	3/10/77 (6-0)	
SHUTOUTS OF KINGS	6	1	5
LAST TIME	11/17/21 (0-2)	11/17/21 (0-2)	2/5/17 (0-5)
MOST GOALS FOR	10	10	9
LAST TIME	12/4/78 (10-2)	12/4/78 (10-2)	1/11/83 (9-7)
MOST GOALS AGAINST	10 – Twice	10	10
LAST TIME	2/13/93 (3-10)	2/13/93 (3-10)	12/6/87 (3-10)

*Active Streak



Winnipeg JETS

ALL-TIME RECORD vs. WINNIPEG (21-11-0-9) (Atlanta Thrashers, 1999-2011)

Year	TOTAL				HOME				AWAY			
	W	L	T	OT	W	L	T	OT	W	L	T	OT
1999-00	2	0	0	0	1	0	0	0	1	0	0	0
2000-01	1	0	0	1	0	0	0	1	1	0	0	0
2001-02	1	0	0	0	1	0	0	0	0	0	0	0
2002-03	2	0	0	0	1	0	0	0	1	0	0	0
2003-04	0	0	0	1	0	0	0	0	0	0	0	1
2005-06	1	0	-	0	1	0	-	0	0	0	-	0
2006-07	0	1	-	0	0	0	-	0	0	1	-	0
2007-08	-	-	-	-	-	-	-	-	-	-	-	-
2008-09	0	0	-	1	0	0	-	1	0	0	-	0
2009-10	0	1	-	0	0	0	-	0	0	1	-	0
2010-11	1	0	-	0	1	0	-	0	0	0	-	0
2011-12	0	0	-	1	0	0	-	0	0	0	-	1
2012-13	-	-	-	-	-	-	-	-	-	-	-	-
2013-14	2	1	-	0	1	0	-	0	1	1	-	0
2014-15	1	1	-	1	1	0	-	1	0	1	-	0
2015-16	1	1	-	1	0	0	-	1	1	1	-	0
2016-17	2	0	-	1	2	0	-	0	0	0	-	1
2017-18	1	1	-	1	0	1	-	0	1	0	-	1
2018-19	1	2	-	0	1	1	-	0	0	1	-	0
2019-20	2	1	-	0	2	0	-	0	1	1	-	0
2020-21	-	-	-	-	-	-	-	-	-	-	-	-
2021-22	1	1	-	1	0	1	-	0	1	0	-	1
2022-23	2	1	-	0	1	1	-	0	1	0	-	0
TOTALS	21	11	0	9	12	4	0	4	9	7	0	5

KINGS FAST FACTS

	OVERALL	AT HOME	ON ROAD
LAST WIN	3/25/23 (4-1)	3/25/23 (4-1)	2/28/23 (6-5 SO)
LAST LOSS	10/27/22 (4-6)	10/27/22 (4-6)	11/13/21 (2-3 OT)
LAST OT GAME	2/28/23 (6-5 SO)	1/14/17 (3-2 OT)	2/28/23 (6-5 SO)
LONGEST WIN STREAK	3 Games – Twice 3/6/14-10/12/14	3 Games 11/3/01-1/19/06	3 Games 3/26/00-10/29/02
LONGEST POINT STREAK	9 Games (7-0-2) 12/8/99-1/19/06	13 Games (9-0-4) 12/8/99-3/23/17	4 Games 3/26/00-12/10/03
LONGEST LOSING STREAK	3 Games – Twice 3/24/16-11/13/16 (0-1-2)	2 Games (0-0-2) 1/10/15-4/9/16	5 Games (0-3-2) 12/10/03-10/4/13
LONGEST WINLESS STREAK	3 Games – Twice 3/24/16-11/13/16 (0-1-2)	2 Games (0-0-2) 1/10/15-4/9/16	5 Games (0-3-2) 12/10/03-10/4/13
SHUTOUTS BY KINGS	2	1	1
LAST TIME	10/29/02 (4-0)	12/8/99 (4-0)	10/29/02 (4-0)
SHUTOUTS OF KINGS	2	Never	2
LAST TIME	12/29/11 (0-1 OT)		12/29/11 (0-1 OT)
MOST GOALS FOR	8	8	5 - Two Times
LAST TIME	1/19/06 (8-6)	1/19/06 (8-6)	2/28/23 (6-5 SO)
MOST GOALS AGAINST	7 – Two Times	7	7
LAST TIME	11/13/09 (0-7)	12/19/00 (6-7 OT)	11/13/09 (0-7)

*Active Streak



LA KINGS 2023-24 MEDIA GUIDE

MEDIA INFORMATION

LA KINGS



TELEVISION – Bally Sports West continues its long-standing tradition of bringing fans Los Angeles Kings telecasts – which began in 1985 – by providing the most coverage of the Kings on television during the 2023-24 season. Coverage on Bally Sports West features the broadcast team of Nick Nickson, Jim Fox, and Daryl Evans “LA Kings Live” airs prior to and immediately following home games – from Crypto.com Arena – and road telecasts on Bally Sports West. Patrick O’Neal serves as host, while former Kings forward Jarret Stoll is a featured analyst on “LA Kings Live” as is Derek Armstrong. In addition, Carrlyn Bathe delivers interviews and reports at home and on the road, and Fox joins the pre- and post-game to offer viewers additional analysis.

Every Thursday night throughout the regular season on Bally Sports West, “LA Kings Weekly” takes fans inside the Kings organization. “LA Kings Weekly” goes behind the scenes with player interviews, exclusive features, and unmatched access to the team.

Bally Sports West – a Diamond Sports Group owned regional sports network – is the local destination for the Los Angeles Angels and Los Angeles Kings. Together, Bally Sports West and sister network Bally Sports SoCal present more live, local sports programming than any other network or broadcast system in the market. Serving sports fans in Southern California, Nevada and Hawaii, the regional networks produce over 600 live sporting events and telecast more than 2,500 hours of original programming every year. For more regional sports content, visit www.ballysports.com and follow @BallySportWest on Twitter, @BallySportWest on Instagram and BallySportsWest on Facebook.

Six Kings games will be broadcast on KCAL-TV (Channel 9) this season. Those contests are produced by Bally Sports West.

RADIO – Kings preseason, regular season and postseason contests are streamed live on the LA Kings iHeartRadio Audio Network, a custom station available on iHeartRadio, iHeartMedia’s all-in-one digital music, podcast, on demand and live streaming radio service. The 2023-24 season marks the Kings’ sixth season on the popular audio platform after the

partnership between the Kings and iHeartMedia Los Angeles was announced in 2018. Beginning in the 2023-24 season, most games will be broadcast by way of simulcast.

About iHeartMedia Los Angeles

iHeartMedia Los Angeles owns and operates KIIS-FM, KBIG-FM, KOST-FM, KRRL-FM, KYSR-FM, KFI-AM, KLAC-AM, KEIB-AM and is part of iHeartMedia. With more than a quarter of a billion monthly listeners in the U.S. and more than 131 million social followers, iHeartMedia has the largest national reach of any radio or television outlet in America. As the leading audio and media company in the U.S., iHeartMedia serves more than 150 local markets through 849 owned radio stations, and the company’s radio stations and content can be heard on AM/FM, on satellite, at iHeartRadio.com, on the company’s station websites and on iHeartRadio, iHeartMedia’s digital music, podcast, on demand and live streaming radio service, available on more than 250 platforms and 2,000 devices, including on digital auto dashes, tablets, wearables and smartphones, on virtual assistants, smart speakers, TVs and gaming consoles.

iHeartRadio offers users the country’s top live radio stations, personalized custom artist stations created by just one song or seed artist, on demand features and the top podcasts and personalities. The all-in-one digital service has more than 1.7 billion downloads, 120 million registered users and is the No. 1 commercial radio podcaster in the U.S.

iHeartMedia’s platforms include radio broadcasting, online, mobile, digital, social, podcasts, personalities and influencers, live concerts and events, syndication, music research services and independent media representation. iHeartMedia is a division of iHeartMedia, Inc. (PINK: IHRTQ). Visit iHeartMedia.com for more company information.



SPANISH RADIO – For the fifth consecutive year KWKW 1330 AM Tu Liga Radio, the popular all-sports Spanish radio station, will air select Kings games. In 2018-19 the Kings/KWKW 1330 AM relationship began and the broadcasts marked the club’s first game on Spanish radio since 1997-98. Francisco X. Rivera and Nano Cortés call the action.

KINGS BROADCASTING TEAMS ALL-TIME:

Jiggs McDonald and Ed Fitkin (1967-69); Jiggs McDonald and Dan Avey (1969-72); Roy Storey and Dan Avey (1972-73); Bob Miller and Jim Minnick/Dan Avey (1973-74); Bob Miller and Rich Marotta (1976-78); Bob Miller and Pete Weber (1978-81); Bob Miller and Pete Weber/Nick Nickson (1981-82); Bob Miller and Nick Nickson (1982-90); Bob Miller and Jim Fox (1990-17); Nick Nickson and Tom Laidlaw/Brian Engblom (1990-91); Nick Nickson and Brian Engblom (1991-95); Nick Nickson and Mike Allison (1995-98); Nick Nickson and Cammi Granato (1998-99); Nick Nickson and Daryl Evans (1999-present); and Alex Faust and Jim Fox (2017-23); Nick Nickson, Jim Fox, and Daryl Evans (2023-present).

Television Stations All-Time:

KHJ-TV (Channel 9) – 1967-85; The Prime Ticket Network (now called Bally Sports West) – 1985-present with select 2023-24 games airing on KCAL-TV (Ch. 9).

Radio Flagship Stations All-Time:

KNX 1070 (1967-69); KABC 790/KBIG-FM 104.3 (1969-70); KFI 640 (1970-74); KRLA 1110 (1974-79); KIIS 1150 (1979-80); KOGO 600 (1980-81); KPRZ 1150 (1981-83); KWNK 670/KFOX-FM (1983-84); KFOX-FM (1984-85); KLAC 570 (1985-90); XTRA 690 (1990-98); KRLA 1110 (1998-03); KSPN 1110/710 (2002-03); KSPN 710 (2003-06); KTLK 1150 (2006-14); KABC 790 (2014-18); iHeartRadio (2018-present) with the club beginning to simulcast select contests in 2023-23.

- The Kings have aired games on various Spanish radio stations over the years.



NICK NICKSON

TV Play-By-Play Announcer

In his 43rd season with the Kings, Nick Nickson is the “Voice of the Kings,” calling every Kings game this season on Bally Sports West and the LA Kings Audio Network (iHeartRadio).

A veteran with nearly 50 years of hockey broadcasting experience, Nickson received the 2015 Foster Hewitt Award as selected by the NHL Professional Broadcasters’ Association. The award, which recognizes those members of the radio and television industry who have made outstanding contributions to their profession and the game during their hockey broadcasting careers, is recognized by a plaque in the Hockey Hall of Fame in Toronto. He is the third Kings broadcaster in franchise history to be awarded the Foster Hewitt

Memorial Award joining Bob Miller (2000) and Jiggs McDonald (1990).

Nickson’s smooth, fast-paced, and accurate delivery of every play allows the listener to “see the game” as the action unfolds. In 2022 called his 4,000th professional game. His total includes more than 3,700 games with the Kings and close to 500 in the American Hockey League. As another tribute to his broadcasting excellence, in 2009 he was inducted into the Southern California Sports Broadcasters Hall of Fame, and in 2011 he was inducted into the Frontier Field Walk of Fame (media) in his hometown (Rochester, New York).


In addition to his Kings broadcasting duties, he has called regular season and playoff games for the NHL Radio Network. In 2009 he covered the World Championship for NBC Universal Sports. During the 2020-21 campaign he called various Ontario Reign games from El Segundo. He has been instrumental in developing and maintaining the Kings Radio Network while assisting the Kings Communications department in writing and editing the annual media guide. He is also involved in the Kings Care Foundation and Kings Alumni Association and has written close to 200 stories and articles on the NHL and the Kings. Nickson is a member of the Southern California Sports Broadcasters and the National Hockey League Broadcasters Association, and for seven summers (1983-89) baseball fans remember his voice as the Public Address Announcer at Dodger Stadium.

In 2006, the Kings held “Nick Nickson Day” at STAPLES Center, and Nickson was honored on the ice for his 25 years of service to the organization as a radio and television broadcaster. The broadcast booth area at Crypto.com Arena is named the Nick Nickson Broadcast Center.

His broadcasting career began during the 1975-76 season as the voice of the Rochester Americans of the American Hockey League (AHL) before joining the New Haven Nighthawks (AHL) in 1977. He spent four seasons (1977-81) calling the action for the Nighthawks before his association with the Kings began.

Nickson attended Ithaca (N.Y.) College and served as the Sports Director for the school’s radio station while doing play-by-play for Ithaca’s hockey, football, baseball, and basketball teams. After graduating in 1975, he worked as a disc jockey for two stations in Rochester before beginning his career in hockey shortly thereafter.

Nick and his wife, Carolyn, reside in Santa Clarita and have two sons, Nicholas (married to Alexandra) and Timothy. The couple also has two grandchildren, Casey and Avery.



JIM FOX

Lead Analyst

Jim Fox is in his 34th season as the Kings TV Analyst. He serves as Lead Analyst for Kings games on Bally Sports West.

Eleventh on the Kings all-time scoring list with 479 points (186-293=479) in 578 games, Fox spent his entire 10-year playing career as a member of the Kings after being selected in the first round (10th overall) of the 1980 NHL Entry Draft. A three time 30-goal scorer, Fox enjoyed his most productive season in 1984-85 when he recorded 83 points (30-53=83). In 22 career playoff games with the Kings, Fox had 12 points (4-8=12).

Over his playing career with the Kings, Fox (578) holds the distinction of playing the fifth most games – starting, ending and only with the Kings (Dustin Brown as of the start of this season holds the mark followed by Anze Kopitar, Dave Taylor, and Drew

Doughty). Fox is ninth all-time in even strength goals and ninth in shooting percentage in franchise history. Off the ice, Fox was the first Kings recipient of the club's Community Service Award (1988-89).

Fox worked his first 27 seasons in the Kings broadcast booth with Hall of Fame play by play announcer Bob Miller, and then six seasons with Alex Faust following Miller's retirement. Fox calls games with Nickson and Daryl Evans for club broadcasts on Bally Sports West.

In addition to his in-game duties in the broadcasting booth, Fox also served as the co-host of the Los Angeles-area Emmy Award-winning "LA Kings Live" pre-game show on FOX Sports West for several seasons. In 2019 that show also won a Los Angeles Emmy Award, and in 2022 another Los Angeles-Area Emmy Award for Live Sports Coverage was awarded to Fox and the entire Bally Sports West team after hosting Snoop Dogg at a game and featuring him in the telecast.

In the October 2, 2006, issue of Sports Illustrated, Fox was named the Best Analyst in hockey. From 1998 through 2012 Fox was named the Best TV Color Commentator in Southern California by Los Angeles Daily News Columnist Tom Hoffarth (the one year he did not win the award was when there was no NHL season), and Hoffarth has also named Fox and Bob Miller the "Best Broadcasting Team" in a different award. In 2008, the Southern California Sports Broadcasters honored him with the top pre and post-game shows commentator award and in 2009, 2011 and 2012, and in 2016 he won for the best TV Analyst for the third consecutive time. In 2018 he won the award again and was nominated for his work in the TV Pre & Post/Host/Reporter category.

On February 11, 2006, the Kings held "Jim Fox Day" at STAPLES Center, and Fox was honored on the ice before a game for his 25 years of service to the organization as a player and broadcaster. During the 2013-14 season, Fox was a Legends Night series honoree by the Kings at STAPLES Center. In 2016 he was inducted into the California Sports Hall of Fame and in 2017 he was inducted into the Southern California Sports Broadcasters Hall of Fame.

From 2005-08, Fox worked for NHL Radio through the Stanley Cup Final, as well as working as a studio playoff analyst for Yahoo! Sports from 2006-09. He was on-the-air for NHL Radio again during the 2017, 2018 and 2020 playoffs. In his current role he is one of the most tenured club television analysts (he and his former Kings teammate Craig Laughlin of the Capitals have been in their roles since 1990-91; Mickey Redmond has consistently worked Red Wings broadcasts as an analyst since 1986).

Prior to becoming a King, Fox – who himself in the popular 1999 movie "Mystery, Alaska," – enjoyed a standout junior career with the Ottawa 67's of the Ontario Hockey League (OHL). As the club's captain during the 1979-80 campaign, Fox recorded at least one point in every game including pre-season, regular season, and the playoffs, and he was a finalist for the Canadian Jr. Player of the Year award after earning OHL Most Valuable Player and Leading Scorer awards under head coach Brian Kilrea, a Hockey Hall of Famer who scored the first goal in Kings history.


Internationally, Fox represented Canada at the World Junior Championship in Helsinki (1979-80) and he also earned a bronze medal at the World Championship in Moscow in 1986.

Upon retirement as a player in 1990, Fox became Director of Community Relations for the Kings. During that time, he was responsible for creating the Kings Care Foundation and events such as Tip-A-King, the team's charity golf tournament and the Kings Youth Hockey Camp.

He remains a strong force in the Kings Community Relations development and charitable efforts, serving as a Special Ambassador where he helps support and develop programs that benefit the children in our community while also sitting on the board. For 25 years, Fox co-hosted the Cystic Fibrosis Golf Classic with Dave Taylor, and in 2015 the Kings named their Community Service Award after Fox. Fox also served as Commissioner for the Los Angeles Kings High School Hockey League from 2015-17 and he hosted his "Sunset Sip" wine tasting fundraiser for several years to benefit The Guidance Center.

Fox, 63 (5/18/60), along with winemaker Mike Smith, produces single vineyard designate Pinot Noir from California under the brand name "Patiné Cellars." Patiné is French for "to have skated!"

A native of Coniston, Ontario, Jim lives in Redondo Beach with his wife Susie.



DARYL EVANS

Ice-Side Analyst

In his 25th season as a club broadcaster, Daryl Evans is part of the club's broadcast team as an analyst with Play-By-Play Announcer Nick Nickson and Jim Fox, with games simulcast on Bally Sports West and the LA Kings Audio Network (iHeartRadio).

A member of the Kings as a player from 1981-85, Evans scored one of the franchise's most memorable goals in a game forever remembered as the "Miracle on Manchester." Facing the heavily-favored Edmonton Oilers in the best-of-five first round of the 1982 playoffs, the Kings pulled off two huge upsets – one, in winning the series three games to two; and two, winning Game 3 of the series.

Down 5-0 in the third period of that game on April 10, 1982, the Kings steadily chipped away at Edmonton's lead and tied the game with five seconds left in regulation. At 2:35 of the extra period, Evans, then a rookie, sent a shot over Grant Fuhr's shoulder to seal an improbable end to an incredible game. Evans went on to lead the Kings in playoff scoring with 13 points (5-8=13) in 1982.

Evans from 2007-2022 he spearheaded a charitable giving program in which he has donated \$100 for every Kings power play goal scored (for a total of \$80,400) in both the regular season and playoffs. The proceeds the first three years went to the Ronald McDonald House Charities of Southern California while the proceeds from the other 11 seasons went to the American Heart Association (he is also on the Board of Directors with that group). Starting in 2019-20 the proceeds specifically benefitted Pancreatic Cancer Action Network, and beginning in 2023-24, he donates \$100 for each Kings power play goal to Children's Hospital Los Angeles.

During the 1998-99 season, Evans worked alongside Nickson as a back-up commentator. Prior to his full-time radio role, Evans served as the Director of Premium Seating Sales for STAPLES Center, where he was responsible for sales of luxury suites, premier seats, and the premier club. Prior to taking the position at STAPLES Center, Evans managed at Martin Cadillac in West Los Angeles from 1992-99 where he reached Master Manager status seven straight years. Along with his role on the radio, Evans is active on a daily basis at the Toyota Sports Performance Center in El Segundo, formerly serving as the facility's General Manager, and he has sat on the Board for the Kings Alumni Association.

Originally selected by the Kings in the ninth round (178th overall) of the 1980 NHL Entry Draft, the left wing recorded 52 points (22-30=52) in 113 career NHL games with the Kings, Washington Capitals, and Toronto Maple Leafs. Also, in 11 career playoff games, Evans, 61 (1/12/61), registered 13 points (all 13 points came with the Kings during the 1982 playoffs).

In addition, Evans coached the UCLA Bruins club hockey team in the Pac-8 League for two seasons (1997-99). They won the Pac-8 Championship in 1998-99 and also went to the National Championships in Utah in 1999, where they were eliminated. Evans was also named the Pac-8 Coach of the Year both years. He currently is the President of the LA Lions and the Commissioner of the LA Kings High School Hockey League.

Evans from 1999-2023 worked with Nickson on the Kings radio broadcasts. During that time, he also worked as a TV Analyst (pre-game, post-game, and intermissions) for Kings games on Bally Sports West; contributed to Kings Production/LAKings.com; and served as a Kings power skating instructor for several years, beginning in 2007. During the 2020-21 campaign he called various Ontario Reign games from El Segundo.

In 2015 the Kings introduced a new Youth Hockey Service award, which is given annually to an active Kings player, after Evans. In 2018 he received the top Radio Color/Analyst award by the Southern California Sports Broadcasting group (he has also been a finalist for that award in previous years along with his co-hosting role on Kings Talk), and the local chapter of the American Heart Association honored Evans with their inaugural "KING OF HEARTS" award.

A native of Toronto, Daryl resides in Redondo Beach, and he has two children: DJ and Danielle.



FRANCISCO X. RIVERA

Radio Play-By-Play Announcer

Francisco X. Rivera serves as the Play-by-Play Announcer for Kings games in Spanish on the radio. He began his on-air role with the Kings in 2018 on KWKW 1330 AM Tu Liga Radio.

During the 2019-20 season, he added the duties of club consultant to lead the team's Hispanic community outreach initiatives, and he called the Kings Spanish TV game on Dia de Los Muertos for FOX Sports West. He is also part of the Kings Advisory Board, which assists the team in areas such as game presentation, content development and strategic partnerships, and he works closely with the Kings Care Foundation.

Rivera serves as one of the lead Spanish voices on Apple TV's Spanish TV coverage since February 2023. Rivera called Leagues Cup action in the new MLS Season Pass platform and has participated as MC for projects within the network.

Rivera took over the role as the Clippers' Spanish play-by-play announcer with the launch of ClipperVision in 2022. He calls the action while teaming up with a vast array of celebrities including former NBA players, world renowned athletes, musicians, and actors.

Since 2016, Rivera has worked as Estrella TV's primary sports anchor and producer in most of its network and Los Angeles local coverage on KRCA-62. He was the play-by-play announcer for all LAFC matches that aired on the station from 2020-22, and hosts Chargers shows during the NFL season.

Rivera has worked at FOX Sports since 2006, starting as a baseball commentator, and in 2012 he became the youngest broadcaster to call a World Series game on Spanish television in the U.S. He crossed over to the English market in 2013, becoming the first Mexican-born broadcaster (he is a native of Mexico City) to appear on the FOX network.

After calling several fights for the UFC and WEC, he is currently the English voice of LUX Fight League, the top MMA promotion in Latin America which airs its events on UFC Fight Pass in the U.S.

Rivera's resume also includes calling events such as the Super Bowl, the NBA Finals, UEFA Champions League, and several soccer events in English including the FIFA Club World Cup and Confederations Cup as well as U-20 Men's and Women's World Cups.

In addition Rivera, who has a Bachelor's Degree in Broadcast Journalism from Long Beach State University, was recognized as "Sports Knight" by The Hollywood Reporter in their September 2012 feature "Young Latinos in Entertainment: On-Air Talent to Watch." In 2022, El Camino College honored him as part of their Distinguished Alumni in that school's 75th Anniversary celebration.

Francisco lives in Calabasas with his wife Ailed.



BOB MILLER

Team Ambassador

Hockey Hall of Famer Bob Miller retired in March 2017 after 44 years as “Voice of the Kings.” He worked the first 17 years simulcast on TV and radio and the last 27 years as the exclusive television voice of the team joined by former Kings right wing Jim Fox for Kings games on FOX Sports West (now Bally Sports West). Overall Miller called 3,353 Kings games including his final two telecasts on April 8 at STAPLES Center and April 9 in Anaheim.

On November 13, 2000, Miller received the Foster Hewitt Award, as selected by the NHL Professional Broadcasters’ Association. This award, which recognizes those members of the radio and television industry who have made outstanding contributions to their profession and the game during their hockey broadcasting careers, is recognized by a plaque in the Hockey Hall of Fame in Toronto. In 2018 he was honored with a statue outside the arena and a banner that hangs in the rafters at Crypto.com Arena along with the club’s six retired player jerseys (Dustin Brown’s jersey is being retired in February of 2023).

On October 2, 2006, Miller received a star on the famous Hollywood Boulevard Walk of Fame. On February 4, 2002, Miller was inducted into the Southern California Sports Broadcasters Hall of Fame, where he served as that organization’s President for five years. Miller has also been named the top Television Play-by-Play Announcer in Southern California 10 times (including 2015), and in 2014 he earned that club’s Special Achievement Award. In 2011, Miller was inducted into the California Sports Hall of Fame and in 2017 the Television Academy selected Miller as the recipient of the Governor’s Award.

In 1998, to commemorate his 25 years of loyal service to the organization, Miller was honored by having the STAPLES Center press box named after him and was presented with a “lifetime contract” by the club, and in 1997, Miller was named as one of the six inaugural members of the Kings Hall of Fame during the organization’s 30th Anniversary celebration. The National Sportscasters and Sportswriters Association also named him the California Sportscaster of the Year in 1997 and 2002.

In 2013, Miller’s second book – Tales from the Los Angeles Kings Locker Room – was released. In 2006 he authored the book, Bob Miller’s Tales from the Los Angeles Kings.

A native of Chicago, Miller received his degree at the University of Iowa where he started his broadcasting career doing Hawkeye football and basketball games. Before joining the Kings, he worked professionally in radio and TV in Milwaukee and Madison, Wisconsin, and was the voice of University of Wisconsin hockey, football and basketball. In 1992, Miller received the honor of being inducted into Wisconsin’s Hockey Hall of Fame.

Along with his duties for the Kings, Miller’s voice has accented numerous TV and film projects, including “Cheers,” “Rollerball,” “Miracle on Ice,” “The Mighty Ducks” and “The Mighty Ducks 2.”

Upon retirement, Miller was officially named a Kings Team Ambassador. Within a year of his retirement, Miller received the statue and banner from the Kings, and he was also honored with: the L.A. Area Emmy’s Governor Award from the Television Academy; the Jim Murray Memorial Foundation Lifetime Achievement Award; the Radio-TV News Association Lifetime Achievement Award; the Bill Sharman Humanitarian Award; the So. California Star of the Valley Award; the National Sports Media Association Lifetime Achievement Award; an L.A. City Council Commendation; the State of California 18th Senate District Certificate of Recognition; the California Legislative Assembly Certificate of Recognition; a County of Los Angeles Commendation; the California Legislative Assembly Certificate of Recognition; the So. California Sports Broadcasters Vin Scully Lifetime Achievement Award; and the L.A. Sports Council Lifetime Achievement Award, just the third recipient of that honor following Vin Scully and Peter Ueberroth.

A resident of Simi Valley, Bob and his wife Judy have a married daughter, Kristin, a son Kevin, and they have two grandsons, Kaden and Brennan.



Bob Miller Banner
RAISED ON JANUARY 13, 2018



MICHAEL ALTIERI
 Senior Vice President, Marketing,
 Communications and Content

Michael Altieri is in his 29th season with the Kings where he has guided the Kings organizational narrative, communication and brand strategy, while holding numerous positions in the areas of communications, media relations, broadcasting, marketing, game entertainment, content development and production since joining the organization in 1995.

Currently serving as Senior Vice President, Marketing, Communications and Content, Altieri's current scope of responsibility with the Kings includes directing and overseeing all Kings consumable content such as Marketing, Digital, Production, Game Operations and Events, Communications and Broadcasting. He also guides the logistical functions within Team Operations and Player Services. Altieri is in his fifth season in this specific role after the Kings aligned these areas to support the franchise under a unified identity and voice, while developing a communications and brand strategy for the entire organization to communicate a singular public narrative, tone and brand look.

Altieri's oversight and influence also includes areas of brand development, player and family services, Alumni Relations, and Heritage. A Board Member for the Kings Care Foundation and an original member of the NHL's Communications Advisory Board, Altieri joined the organization in 1995 as a Media Relations Assistant, which eventually led to him serving as the Kings primary media contact from 1996-07. During this time, Altieri led the Kings media relations efforts, highlighted by the team's move to STAPLES Center in 1999 and the organization's hosting of the 2002 NHL All-Star Weekend.

He was named Senior Vice President, Communications and Broadcasting prior to the start of the 2003-04 season and, while continuing to oversee the Kings Communications and Broadcasting departments, he led the Kings' efforts in the creation of an internal video and content production department which not only supported the Kings' popular on-line video platform – then-called Kings Vision – but also developed content for all Kings business entities. In addition, Altieri was actively involved in the concept and launch of LAKingsinsider.com.

Altieri was also part of the Kings leadership team that helped execute two successful Stanley Cup Finals (2012 and 2014), three Kings outdoor hockey games in 2014, 2015 and 2020, and the 2017 NHL All-Star Weekend in Los Angeles.

Prior to the Kings, Altieri, a graduate of California State University, Long Beach, served as Director of Public Relations for Forum Sports, Inc. (1993-95), where he promoted special events including professional roller hockey, indoor soccer, professional tennis, and volleyball exhibitions. He also served as a Public Relations Assistant for the Los Angeles Lakers from 1992-95.

He resides in Torrance with his wife Milli.



JEFF MOELLER

Senior Director, Business Communications and Heritage

Jeff Moeller is in his 29th season overall with the Kings and his 17th as Senior Director of the Communications department, having previously served as director, manager, coordinator, and intern. Currently the Senior Director of Business Communications and Heritage, he is active in guiding all facets of the club's communications, publicity, broadcasting, content, and publications factions. In addition, he directs the club's Alumni Association and Heritage efforts.

Moeller has worked a Kings game in 60 different venues worldwide; has traveled as a Kings representative to 10 countries (China, Russia, Slovenia, Germany, Sweden, Austria, England, Australia, Canada, and Mexico); and worked eight NHL All-Star Games. He served as a primary liaison between the Kings and the NHL at three major hockey events at Crypto.com Arena (2017 and 2002 NHL All-Star Games

and 2010 NHL Entry Draft) and three Outdoor Games (Dodger Stadium-2014; Levi's Stadium-2015; and Falcon Stadium-2020).

In 2012 the Kings won the Stanley Cup for the first time and Moeller helped direct the organization's media operations during an unprecedented time in the franchise's then 45-year history. That summer he helped lead the scheduling and management of the Stanley Cup for the 100 days the team took possession of the famous trophy. In 2014, Moeller again played a similar role as it relates to the Cup as the Kings won their second championship.

During the 2016-17 season the Kings enjoyed their 50th Anniversary with Moeller playing a key role helping the franchise celebrate their first half century of existence. In 2005 he wrote and produced the Kings' first children's book, "Kyrsten and her Kings."

Prior to joining the Kings, he worked several major accounts for Los Angeles-based Brener Zwickel Associates, including Super Bowl XXXI and both Tyson-Holyfield championship bouts. He also has experience as a PR Game Assistant for the Lakers and Angels, and as a Sports Production Assistant at KCBS-TV in Hollywood. Additionally, his writing has been published in nearly 40 different media outlets.

Moeller is also in his 14th year/27th consecutive semester teaching a Sports Public Relations course at the University of Southern California (USC) for that school's prestigious Annenberg School for Journalism and Communication. He graduated from California Lutheran University, where he also now serves as a special communications instructor.

Jeff lives in El Segundo with his wife Jill. They have two children: daughter Sydnee-Anne and son Scott.



ROB KOCH

Senior Director, Team Operations and Hockey Communications

Rob Koch is in his seventh season with the Kings and fifth as Senior Director of Team Operations and Hockey Communications, having previously served as Director of Team Operations. In addition to managing all facets of planning and execution related to team travel and the schedule, he oversees all hockey-related communications efforts with local and national media.

Including his tenure with the Kings, Koch has an extensive background in hockey, working in various team operations and communications roles with the New York Rangers, Atlanta Thrashers and USA Hockey.

Before joining the Kings, Koch spent nearly five years as Director of Communications and Social Media with USA Hockey from 2013-17. In addition to his overall media and public relations responsibilities, Koch served as the chief communications officer for the U.S. Women's Olympic Ice Hockey Team at the 2014 Olympic Winter Games in Sochi, Russia.

While representing Team USA with the National Team and Under-18 Team, the U.S. won seven of eight possible gold medals in International Ice Hockey Federation tournaments, and won 10 of 13 international events overall, placing second twice and third once.

Koch previously served as Senior Director of Public Relations and Team Operations with the Atlanta Thrashers. He was hired prior to the team's inaugural season in 1999-00 and worked with the Thrashers until the team was sold and relocated to Winnipeg in 2011.

Prior to his 12 years in Atlanta, Koch was Assistant Director of Public Relations with the Rangers from 1991-99. He assisted with the 1994 NHL All-Star Game and Stanley Cup Championship as well as all activities surrounding Wayne Gretzky's last game.

Koch also represented Team USA as Assistant Director of Media Relations at the 2004 World Cup of Hockey.

During his time in New York, the public relations staff earned the Dick Dillman Award for outstanding media relations. Koch is a native of Kinnelon, N.J., and earned his bachelor's degree from St. John's University.

Rob lives in Playa Vista with his wife Denege Prudhomme and their daughter Vivienne.



JON GOMEZ

Director, Hockey Communications

Jon Gomez is in his fifth season with the Kings and third as Director of Hockey Communications after serving his first two seasons as Senior Manager of Hockey Communications. In his role, Gomez travels with the team throughout the season and is active in promoting and facilitating media inquiries with Kings players and staff.

In 2021, Gomez was one of six LA Kings to represent the United States at the 2021 IIHF World Championship in Riga, Latvia. There, he served as the primary media contact for Team USA, which won a bronze medal and saw Kings goaltender, Cal Petersen, earn Best Goaltender honors.

Prior to the Kings, Gomez spent nearly five years within USA Hockey's communications department as both a manager and director. In that span, Gomez oversaw all communications efforts for nine medal-winning U.S. national teams, directed media campaigns for signature USA Hockey events, and led communications initiatives for the organization's efforts in youth hockey, disabled hockey, junior hockey, membership development and member services.

With the U.S. National Junior Team, Gomez was part of the program's unprecedented four-straight medal wins (gold - 2017, silver - 2019, bronze - 2016, 2018). Additionally, he served as the primary media contact for the U.S. National Sled Hockey Team that captured a gold medal at the 2018 Paralympic Winter Games and three world championship medals (gold - 2015, 2019; silver - 2017). In 2018, Gomez was also the communications contact for the U.S. Men's National Team that earned a bronze medal.

Before joining USA Hockey, Gomez served three years in the Olympic and Paralympic movement with the U.S. Anti-Doping Agency, USA Team Handball and the United States Olympic and Paralympic Committee. He also spent time with Hill+Knowlton Strategies as an analyst in the global chairman's office supporting media efforts of the firm's clients worldwide.

A graduate of Texas A&M University, Gomez earned his bachelor's degree in English and threw the javelin as a member of Texas A&M's national championship-winning track and field program.



JUSTIN CUMMINGS

Specialist, Hockey Communications

Justin Cummings enters his second season with the Kings and fourth full season in professional hockey overall. In his current role, Cummings tracks team statistical and historical records, produces written game materials for media use, including game notes, stat packages and the regular-season and playoff media guides. He also assists with player requests as it relates to marketing, partnership, and sponsorship needs; media services, including credential requests, local outreach, and press box management; and serves as the liaison between the club and Crypto.com Arena.

Cummings also assists the department in the production of press releases, credential fulfillment and serves as the primary point of contact for visiting teams, broadcasters, and NHL off-ice officials at Crypto.com Arena.

Prior to joining the Kings, Cummings spent the 2021-22 season with the Pittsburgh Penguins as the Communications Graduate Assistant where he assisted the communications department in authoring game notes, media releases, feature stories and all other supplemental game materials for internal and external media. While in Pittsburgh, Cummings served as the primary contact for the inaugural 'Rivalry Rematch' game between Team USA and Team Canada's women's hockey teams at PPG Paints Arena, handling all in-game media and broadcast requests from AT&T SportsNet, Sportsnet ONE and local media.

Prior to joining Pittsburgh, Cummings spent time with USA Hockey's National Team Development Program (NTDP) in Plymouth, Michigan (2020-21) and the Boston Bruins in the team's marketing department (2019-20).

While in college, Cummings was a communications intern with the Manchester Monarchs, the then-East Coast Hockey League (ECHL) affiliate of the LA Kings in 2017 prior to getting hired part-time within the marketing and communications department. While with Manchester, Cummings assisted in the team's PR and marketing efforts.

A native of Nashua, New Hampshire, Cummings earned his bachelor's degree in Communication Arts with concentrations in Advertising and Public Relations from the University of New Hampshire at Manchester, where he served as a lead sports contributor and editor for the school's newspaper, The Manchester Independent.

2023-24 NATIONAL HOCKEY LEAGUE DIRECTORY

NEW YORK One Manhattan West, 395 Ninth Avenue, New York, NY 10001
O: 212-789-2000 F: 212-789-2020

TORONTO 50 Bay St., 11th Floor, Toronto, ON M5J 2X8
O: 416-359-7900 F: 416-981-2779

MONTREAL 1800 McGill College Avenue, Suite 2600, Montreal, QC H3A 3J6
O: 514-841-9220

EXECUTIVES

COMMUNICATIONS (@PR_NHL)



GARY B. BETTMAN
Commissioner



WILLIAM DALY
Deputy
Commissioner



COLIN CAMPBELL
Senior Executive
Vice President of Hockey
Operations

COMMUNICATIONS

@PR_NHL

GARY MEAGHER, Senior Executive Vice President
O: 416-359-7960, C: 416-729-4700, gmeagher@nhl.com

JOHN DELLAPINA, Executive Vice President
O: 212-789-2115, C: 917-363-7988, jdellapina@nhl.com
* Commissioner and Department of Player Safety requests

JENNIFER NEZIOL, Vice President, Corporate Communications
O: 212-789-2042, C: 646-908-0679, jneziol@nhl.com
* Corporate and business communications inquiries/requests

GREG INGLIS, Senior Director
O: 212-789-2065, C: 347-853-2461, ginglis@nhl.com
* Editorial content/research

NIRVA MILORD, Senior Director, Corporate Communications
O: 212-789-2123, C: 917-715-6187, nmilord@nhl.com
* Entertainment publicity

JULIE YOUNG, Senior Director
O: 416-359-7964, C: 416-605-3550, jyoung@nhl.com
* NHL esports, Hockey Is For Everyone and community initiatives inquiries

BRAD KLEIN, Director, Corporate Communications
O: 212-324-8140, C: 347-380-2993, bklein@nhl.com
* Corporate communications

JENNIFER MOAD, Senior Director
O: 416-359-7961, C: 416-527-2852, jmoad@nhl.com
* Hockey Operations and Officiating requests

JOSH BERNSTEIN, Director
O: 212-789-2609, C: 516-528-8365, jbrpr@nhl.com
* Editorial content/research, Media.NHL.com, Records.NHL.com, game notes and Sport-Scan

JASMINE GHAFOUR, Director
O: 416-359-7968, C: 647-808-4876, jghafour@nhl.com

DELIA BRENGEL, Coordinator, Corporate Communications
O: 332-230-2406, C: 646-413-2021, dbrengel@nhl.com

STATISTICS & INFORMATION

@PR_NHL on X / @PR_NHL on Instagram / NHLstats@nhl.com

RUSSELL LEVINE, Group Vice President
C: 347-853-4159, rlevine@nhl.com

TREVOR BJERGSO, Director
C: 416-540-5306, tbjergso@nhl.com
* Situation Room & Central Scouting requests

BRENDON CROSSMAN, Director
C: 416-702-4645, bcrossman@nhl.com

NICK CARAFA, Senior Manager
ncarafa@nhl.com

STUART McCOMISH, Senior Manager
C: 437-772-3272, smccomish@nhl.com

2023-24 NATIONAL HOCKEY LEAGUE DIRECTORY

SCOTT RODGERS, Senior Manager
srodgers@nhl.com

MITCH DONAIS, Manager, Graphic Designer
mdonais@nhl.com

MIKE BIERGARD, Manager
mbiergard@nhl.com

SARA CAMPBELL, Manager
scampbell@nhl.com

MICHAEL NOVALES, Motion Designer/Video Editor
mnovalles@nhl.com

JOHN BURD, Manager
jburd@nhl.com

NICOLE DAWE, Manager
ndawe@nhl.com

EVENT COMMUNICATIONS & PLAYER DEVELOPMENT

nhleventcommunications@nhl.com

JAMEY HORAN, Executive Vice President
O: 212-789-2785, C: 646-652-9981, jhoran@nhl.com
* Deputy Commissioner requests and event/player development inquiries

CHRIS WOJCIK, Vice President
O: 212-789-2097, C: 646-285-7711, cwojcik@nhl.com
* Event inquiries

DAVID KEON, Senior Manager
O: 416-359-7962, C: 416-729-5665, dkeon@nhl.com
* International credentials

BOB CRAWFORD, Manager
O: 212-324-8161, C: 646-455-7932, bcrawford@nhl.com
* Event credentials

JEFF DAY, Director
O: 212-789-2108, C: 914-552-1660, jday@nhl.com

SAM GILBERT, Manager
O: 416-359-7908, C: 514-594-8441, sgilbert@nhl.com

EMILY CAMPBELL, Coordinator
O: 212-789-2113, C: 207-475-6008, ecampbell@nhl.com

CHLOE BLEYER, Assistant
O: 212-789-2690, C: 410-258-3281, cbleyer@nhl.com

NHL SOCIAL

social@nhl.com

KEVIN BAUMER, Senior Director, Social Content & Programming
C: 646-988-2016, kbaumer@nhl.com
* In-game social media/day-to-day social editorial, content and community management

DAVID KLATT, Senior Director, Social Media Programs
C: 646-357-0180, dklatt@nhl.com
* Events, programs, social impact initiatives and player marketing

REBECCA FRIEDMAN, Director, Social Media Programs
C: 347-880-0159, rfriedman@nhl.com
* LSC program, team coordination and on-site coverage

CAIT MacPHAIL, Senior Manager, In-Game Social Media
cmacphail@nhl.com

2023-24 ON ICE OFFICIALS

REFEREES

NAME	NUMBER
Beach, Cody*	45
Blandina, Brandon	39
Brace, Riley*	49
Brenk, Jake	26
Charron, Francis	6
Chmielewski, Tom	18
Dunning, Mitch	20
Dwyer, Gord	19
Furlatt, Eric	27
Halkidis, Beaudry*	48
Hamilton, Graedy*	41
Hanson, Trevor	14
Hebert, Ghislain	22
Hebert, Jean	15
Hiff, Stephen*	46
Kea, Justin*	44
Kozari, Steve	40
L'Ecuyer, Frederick	17
Lambert, Pierre	37
Lee, Chris	28
Luxmore, Thomas John	21
MacDougall, Peter	38
MacPhee, Morgan*	43
Markovic, Michael	31
McCauley, Wes	4
Mclsaac, Jon	2
Nicholson, Kendrick	30
O'Rourke, Dan	9
Pochmara, Brian	16
Pollock, Kevin	33
Rank, Garrett	7
Rehman, Kyle	10
Rooney, Chris	5
Samuels-Thomas, Jordan*	42
Sandlak, Carter	29
Schlenker, Chris	3
Schrader, Brandon	34
Skilliter, Graham	24
South, Furman	13
St-Laurent, Francois	8
St. Pierre, Justin	12
Sullivan, Michael*	47
Sutherland, Kelly	11
Syvret, Corey	23

LINESMEN

NAME	NUMBER
Alphonso, Shandor	52
Apperson, Caleb	77
Baker, Tyson	88
Barton, Steve	59
Berg, Devin	87
Brisebois, David	96
Cherrey, Scott	50
Cormier, Michel	76
Daisy, Ryan	81
Deschamps, Jonathan	80
Flemington, Kyle	55
Fournier, Julien	56
Galloway, Ryan	82
Gawryletz, Brandon	64
Gawryletz, Travis	67
Gibbons, Ryan	58
Grillo, Brandon*	75
Hughes, Tommy	65
Hunt, Mitchell*	62
Jackson, Ryan*	84
Johnson, Justin*	57
Kelly, Dan	98
Knorr, Trent	74
Kovachik, Brad	71
MacPherson, Matt	83
Mahon, Joseph*	89
Marquis, Jesse	86
McNamara, Kilian	93
Mills, Bevan	53
Murchison, Kiel	79
Murray, C.J.	68
Murray, Jonny	95
Nansen, Derek	70
O'Quinn, Ben	91
Pancich, Bryan	94
Shewchyk, Mark	92
Smith, Andrew	51
Suchanek, Libor	60
Tobias, James	61
Toomey, Travis*	90

* minor league official



LA KINGS 2023-24 MEDIA GUIDE

AEG

LA KINGS



About AEG

Headquartered in Los Angeles, California, AEG is the world's leading sports and live entertainment company. The company operates in the following business segments: Facilities, which through its affiliation with ASM Global, owns, manages or consults with more than 300 preeminent arenas, stadiums, convention centers and performing arts venues around the world; Music through AEG Presents, which is dedicated to all aspects of live contemporary music performances, including producing and promoting global and regional concert tours, music and special events and world-renowned festivals such as the Coachella Valley Music and Arts Festival; Real Estate, which develops world-class venues, as well as major sports and entertainment districts like Crypto.com Arena, L.A. LIVE, Mercedes Platz in Berlin, Mercedes-Benz Arena in Shanghai and The O2 in London; Sports, as the world's largest operator of high-profile sporting events and sports franchises including the LA Kings, LA Galaxy and Eisbären Berlin; Ticketing through AXS, a global platform delivering ticketing solutions for venues of all sizes, sports franchises and event organizers; and Global Partnerships, which oversees worldwide sales and servicing of sponsorships including naming rights, premium seating and other strategic partnerships. Through its worldwide network of venues, portfolio of powerful sports and music brands and its integrated entertainment districts, AEG entertains more than 160 million guests annually. More information about AEG can be found at www.aegworldwide.com.

About L.A. LIVE

L.A. LIVE is a vibrant 4 million square foot entertainment complex located in the heart of downtown Los Angeles. It us a place that truly captures the essence of the city's lively and dynamic atmosphere. L.A. LIVE offers a wide array of entertainment options, including world-class music venues, sports arena, restaurants, and hotels. It is located adjacent to Crypto.com Arena and the Los Angeles Convention Center featuring The Novo, a 2,300 capacity live music venue, Peacock Theater, a 7,100-seat live theatre, a 54-story, 1001-room convention "headquarters" destination (featuring The Ritz-Carlton, Los Angeles and JW Marriott Los Angeles at L.A. LIVE hotels and 224 luxury condominiums – The Ritz-Carlton Residences at L.A. LIVE – all in a single tower), the 14-screen Regal Cinemas L.A. LIVE theatre, broadcast facilities for ESPN along with entertainment, residential, restaurant and office space.

Developed by Los Angeles-based AEG, L.A. LIVE, considered to be the nation's most active 'live content and event campus,' also features 260,480 square feet of conference center and ballroom facilities, a 100,000 square feet special events deck, the famous Lucky Strike Lanes and Lounge, the Conga Room, a one-of-a-kind GRAMMY Museum, saluting the history of music and the genre's best known awards show all centered around Peacock Place, a 40,000 square feet outdoor event space. L.A. LIVE showcases more events, award shows, sporting competitions, concerts and hospitality options than any other destination in the world.


If you are looking for a bite to eat, L.A. LIVE has an impressive selection of restaurants and bars offering diverse cuisines and atmospheres. From upscale dining options to casual eateries, you'll find something to suit your taste buds. To top it off, L.A. LIVE also offers luxury hotels for those looking to stay in the heart of the action. Whether you're visiting for a concert, a sporting event, or simply to explore the city, L.A. LIVE has everything you need to have a memorable experience.



Crypto.com Arena has undoubtedly developed an unrivaled reputation for excellence having established itself as one of the world's busiest and most successful venues in the world. Beginning twenty-three years ago with Bruce Springsteen and the E Street Band's opening night concert on October 17, 1999, more than 84 million guests have come to the AEG-owned and operated Crypto.com Arena to attend a schedule of prestigious concerts, sporting events, award shows, family shows and other major attractions unmatched by any arena.

As the home of four professional sports franchises, the NBA's Los Angeles Lakers and Los Angeles Clippers, the NHL's Los Angeles Kings, and the WNBA's Los Angeles Sparks, Crypto.com Arena has proven to be a home court advantage for the local teams with the Lakers capturing six NBA Championships and the Kings winning two Stanley Cup titles since 1999, while the Sparks captured back-to-back WNBA Championships in their first two Crypto.com Arena campaigns and brought home their third WNBA Championship in 2016.

Crypto.com Arena continues to distinguish itself as the host of major, high-profile events of national and international distinction including the 2004, 2011 & 2018 NBA All-Star Weekends, the 2002 & 2017 NHL All-Star Games and 2010 NHL Draft, 2002 U.S. Figure Skating Championships, the 2000 Democratic National Convention, 2009 ISU World Figure Skating Championships, 20 GRAMMY Award shows, 11 X Games competitions, 4 WTA Tour Championships, 12 Pac 12 Men's Basketball Championship tournaments, 2013 & 2018 NCAA Division I Men's Basketball Championship West Regional, the Michael Jackson Public Memorial Service on July 7, 2009, Nipsey Hussle's Celebration of Life on April 11, 2019 and Celebration of Life for Kobe and Gianna Bryant on February 24, 2020. Due to COVID-19 restrictions for the first-time event in the arena's 22-year history was able to host an official LA County Vote Center October 24 - November 3, 2020.



Crypto.com Arena's incredible history has been marked with performances and special events that brought international stature to Los Angeles' iconic sports & entertainment arena including concerts starring Taylor Swift, Adele, Mana, Prince, Drake U2, Garth Brooks, Beyoncé, Usher, Paul McCartney, Bon Jovi, Madonna, Christina Aguilera, Justin Timberlake, Phil Collins, The Rolling Stones, Dave Matthews, Rod Stewart, Eric Clapton, Janet Jackson, Jay-Z, Simon & Garfunkel, Van Halen, Dixie Chicks, John Mayer, Shania Twain, Peter Dinklage, Ricky Martin, Tina Turner, Luis Miguel, Billy Joel, Crosby, Stills, Nash & Young, Faith Hill & Tim McGraw, Kenny Chesney, Tool, Shakira, Depeche Mode, Cher, Bette Midler, Lady Gaga, Keith Urban, Mariah Carey, Eurythmics, Googosh, The Police, Bob Seger, Lady Antebellum, Katy Perry, Marco Antonio Solis, and a Millennium New Year's Eve spectacular starring the Eagles, Jackson Browne and Linda Ronstadt; world championship boxing including Lennox Lewis vs. Vitali Klitschko for the World Heavyweight Championship and the first-ever Latin Grammy Awards. In addition, the arena has hosted multiple sold-out WWE dates, UFC events, over 34 nights of boxing, Disney on Ice, Walking with Dinosaurs and the Harlem Globetrotters.



programs that focus on children and youth in the areas of education, the arts and health and wellness. The AEG Community Foundation was established to build on AEG's unwavering commitment to serving children and families through grantmaking. The mission of the Foundation is to support children and families in need through grantmaking in the areas of K-12 education, the arts and health and wellness. We at AEG believe that corporate philanthropy and community engagement play a critical role in helping communities thrive.

Crypto.com Arena and L.A. LIVE serve as the hub for community engagement and support employee volunteerism activities such as a company-wide Day of Service when, through a partnership with City Year, employees volunteer to refurbish local public schools by providing supplies, painting, cleaning and gardening services. During the month of December, L.A. LIVE is home of AEG's Season of Giving when the foundation spotlights more than two dozen local charities and community-based organizations and provides non-profits a platform to collect food, hold blood drives, register volunteers, educate the public and sign up mentors.

Crypto.com Arena has been designed with the fans of Los Angeles in mind. Guests who attend events are treated to the finest entertainment experiences imaginable. The arena has free public Wi-Fi, over 840 Toshiba flat panel televisions and (as part of a specially designed \$1.5 million facility-wide sound system) 675 separate speakers outside of the seating area, so fans never miss any of the sights or sounds of a Crypto.com Arena event. Also featured is a \$2 million specialty lighting package and other state-of-the-art amenities. In 2010, Crypto.com Arena unveiled its new \$10 million center-hung video LIVE 4HD Scoreboard specially designed for the arena.

Along Crypto.com Arena's five concourses are 23 refreshment stands offering a variety of dining choices including the Fry Line on City View Terrace, a one-of-a-kind outdoor dining experience with a spectacular view of L.A. LIVE and the downtown Los Angeles skyline. The TEAM LA store located on the main concourse is a retail store featuring official merchandise from the teams and events that call Crypto.com Arena home with satellite locations throughout the facility and L.A. LIVE. Finally, the arena provides 55 public restrooms including three family restrooms.

Perhaps the greatest emphasis throughout Crypto.com Arena's development has been the recruitment and training of its guest services and security staff. The Crypto.com Arena experience is second-to-none from the entertainment environment to the staff's commitment to making every guest's visit a memorable one. Never has an arena had the amenities, features and commitment to quality service that Crypto.com Arena offers to guests each time the doors open for an event. Crypto.com Arena continues to set new standards for the arena industry.

Located directly across the street from Crypto.com Arena is L.A. LIVE, a one-of-a-kind sports and entertainment district in downtown Los Angeles. The four million square foot destination features Microsoft Theater, The GRAMMY Museum, Conga Room and The Novo, giving L.A. LIVE 'more music per square foot' than any other location in the world. The district offers a rich mix of local, regional and national restaurants including Yard House, Katsuya, Fixins Soul Kitchen, Fleming's Prime Steakhouse & Wine Bar, Tom's Watch Bar, Smashburger, Starbucks, Savoca, Sendero and coming in Fall 2023 Lazy Dog Restaurant & Bar and Craft by Smoke & Fire. L.A. LIVE also features 100,000 square feet of special event and hospitality space and the famous Lucky Strike Lanes and Lounge and the Conga Room. The development also includes a 54-story, 1,001-room convention "headquarters" hotel (combining JW Marriott and The Ritz-Carlton brands and 224 luxury condominiums – The Ritz Carlton Residences at L.A. LIVE.), the 14-screen Regal L.A. LIVE, along with ESPN's West Coast broadcast headquarters. Also, home to annual award shows including the Primetime EMMYS and BET Awards, L.A. LIVE is recognized worldwide for offering an incomparable and unforgettable entertainment experience.



CRYPTO.COM ARENA – VITAL STATISTICS

1111 South Figueroa
(corner of Figueroa and
Chick Hearn Court)
(213) 742-7100

TDD/TTY: (213) 742-7TTY (742-7889)

Box office: (213) 742-7340

TEAM LA store: (213) 742-7852

(open daily)

cryptoarena.com

SOCIAL MEDIA

- Twitter - @cryptocomarena
- Facebook - facebook.com/cryptocomarena
- Instagram & Snapchat - @cryptocomarena
- TikTok - @cryptocomarena

SEATING

- 18,910 for Los Angeles Lakers
- 18,937 for Los Angeles Clippers
- 18,145 for Los Angeles Kings
- 12,862 for Los Angeles Sparks
- 19,915 for Concerts
- 19,915 for Boxing
- 162 Private Suites on the Premium Levels, Main Concourse and Event Level (by-event basis)
- 16 Event Suites (available on an event-by-event basis)
- 18 Premier Lounges at Yaamava' Club by San Manuel
- 7 Premier Tables at Yaamava' Club by San Manuel
- 2,473 Premier Seats
- 2/3 of arena seating is in the lower level

ATTENDANCE & EVENT FACTS

- Hosted over 5,200 events since October 17, 1999
- Over 84 Million Fans have visited Crypto.com Arena

FAN CONVENIENCES

- Free Public Wi-Fi
- 5 concourses: two public, three private
- 23 refreshment stands
- 55 restrooms
- LIVE 4HD Scoreboard designed exclusively for Crypto.com Arena it is a one-of-a-kind comprehensive 8-screen arena scoreboard includes what is believed to be one of the largest indoor center-hung High Definition scoreboard video screen installation in the world
- 10 elevators
- 11 escalators
- TEAM LA store featuring official merchandise of the Los Angeles Lakers, Kings, Clippers, Sparks, special events and Crypto.com Arena
- 700+ Toshiba flat screen televisions
- 3,300 parking spaces owned or operated by Crypto.com Arena within four blocks of the arena (less than an eight-minute walk)
- L.A. Fryline (Patio dining located at north end of Upper Concourse)
- Golden Road Brew House (located on the Main Concourse)
- Yaamava Club by San Manuel Club (located on Suite Level A, Exclusive to Suite Ticket and Premier Seat Holders)
- Lexus Club (located on Suite Level A, By Private Membership Only)
- The Centurion Suite by American Express (located on Suite Level B, American

Express Platinum Card and Centurion Members Only)

- Hyde Lounge (located on Suite Level C, Private Club)

EVENT FACILITIES

- 15,000 square foot marshalling area
- Access for eight television production trucks
- 12 dressing/locker rooms
- Team-exclusive locker rooms for the Los Angeles Kings, Los Angeles Lakers, Los Angeles Clippers & Los Angeles Sparks
- Complete television control room – including HD broadcast capabilities

BUILDING DIMENSIONS

- Over one million square feet
- 10-acre site
- 764 feet from office prow to rear of arena
- 502 feet from end to end of super truss
- 150 feet from event floor to highest point of roof

STATE-OF-THE-ART TECHNOLOGY

- Free public Wi-Fi to all guests and fans
- 700+ Toshiba flat screen televisions
- LIVE 4HD Scoreboard by Panasonic with eight HD Screens and is believed to be one of the largest arena center-hung scoreboards in the world
- Fully digital television production control room
- \$4 million JBL Harman sound system (installed September 2023)
- 34 fixed broadcast camera positions
- 79 media patch panels
- 148,000 feet of fiber optic cable servicing Crypto.com Arena

TOTAL COST

- \$407 million

CONVERSIONS AND DOUBLE HEADERS

- Hockey to Basketball: 1 hour, 50 minutes
- Basketball to Basketball: 1 hour
- Crypto.com Arena has completed over 250 doubleheaders since opening in October 1999
- Total crew size is 45 people for a conversion, which includes conversion crew, event crew, maintenance and engineering
- Four times in the history of Crypto.com Arena teams from the same city have played on the same day:
 - ◆ January 12, 2008 - Kings vs. Dallas and Clippers vs. Dallas
 - ◆ September 15, 2013 - Sparks vs. Phoenix and Kings vs. Phoenix
 - ◆ January 2, 2016 - Kings vs. Philadelphia and Clippers vs. Philadelphia
 - ◆ January 21, 2018 - Lakers vs. Knicks and Kings vs. Rangers
- Crypto.com Arena hosted its 200th Double Header on March 10, 2018
- Crypto.com Arena hosted its 250th Double Header on April 9, 2023

PRESS AREAS

- Chick Hearn Press Room
- Bob Miller Press Box
- Nick Nickson Broadcast Center
- Ralph Lawler Media and Team Member Entrance

CONSTRUCTION STATS

- 2,500 tons of structural steel
- 19 ½ million pounds of rebar
- 73,000 cubic yards of concrete
- 2,950 pre-cast concrete pieces
- 14 miles of telephone/data cable
- 2,865,000 square feet of drywall
- 3,800,000 feet of broadcast production cable
- 32,500 square yards of carpeting
- 81,000 square feet of Terrazzo tile

PROJECT

- AEG and L.A. Arena Company – owner/developer
- PCL Construction – general contractor
- NBBJ Sports and Entertainment - architects

ARENA HIGHLIGHTS

- Over 5,200 events since October 17, 1999 through September 1, 2023
- Over 84 million guests have entered through Crypto.com Arena's turnstiles in twenty-three seasons
- There are currently 40 Banners & Retired Jerseys hanging up at STAPLES Center

AWARDS/HONORS

- GBAC STAR Facility Accreditation – July 2020

KEY DATES & ARENA HIGHLIGHTED EVENTS

- Staples Inc., becomes "Naming Rights Partner": December 1, 1997
- Groundbreaking: March 26, 1998
- Ribbon Cutting Ceremony – October 16, 1999
- First Public Event: October 17, 1999 – Bruce Springsteen and the E Street Band
- First Hockey game: October 20, 1999 – Los Angeles Kings vs. Boston Bruins
- First Regular Season NBA Basketball Games: November 2, 1999 – Los Angeles Clippers vs. Seattle Supersonics; November 3, 1999 – Los Angeles Lakers vs. Vancouver Grizzlies
- First Arena Football League Game: April 9, 2000 – L.A. Avengers vs. Oklahoma
- GRAMMY Awards (20 Total – 20 of the last 23 shows) – Feb. 23, 2000, Feb 21, 2001, Feb. 27, 2002, Feb. 8, 2004, Feb. 13, 2005, Feb. 8, 2006, Feb. 11, 2007, Feb. 10, 2008, February 8, 2009, January 31, 2010, February 13, 2011, February 12, 2012, February 10, 2013, January 26, 2014, February 8, 2015, February 15, 2016, February 12, 2017, February 10, 2019, January 26, 2020; February 5, 2023.
- Oscar de la Hoya vs. "Sugar" Shane Mosley Championship Fight – June 17, 2000
- Los Angeles Lakers win NBA Championship at home – June 19, 2000
- 2000 Democratic National Convention – August 14-17, 2000
- First Ever Latin Grammy Awards – September 1, 2000
- First Regular Season WNBA Basketball Game – June 5, 2001
- Los Angeles Sparks win WNBA Championship – September 1, 2001
- 2002 U.S. Figure Skating Championships – January 6-13, 2002
- 52nd NHL All-Star Game – February 2, 2002

- Pac-12 Basketball Tournament (11 Total) – March 7-9, 2002, March 13-15, 2003, March 11-13, 2004, March 10-12, 2005, March 8-11, 2006, March 7-10, 2007, March 12-18, 2008, March 11-14, 2009, March 10-13, 2010, March 9-12, 2011, March 7-10, 2012)
- WTA Tour Championships (4 Total) – Nov. 6-11, 2002, Nov. 5-10, 2003, Nov. 10-15, 2004, Nov. 8-13, 2005
- Lennox Lewis vs. Vitali Klitschko, Heavyweight Championship Fight – June 21, 2003
- ESPN X Games (11 Total) – August 14-17, 2003, August 5-8, 2004, August 4-7, 2005, August 3-4, 2006, August 2-3, 2007, July 31-August 1, 2008, July 30-31, 2009, July 29 - August 1, 2010, July 28-31, 2011, June 28-July 1, 2012, August 1-14, 2013
- NBA All-Star Game – February 15, 2004
- Garth Brooks in Concert – Five Benefit Concerts in Two Days, January 25-26, 2008 raising nearly \$9 million for fire fighter aid and assistance
- Shane Mosley vs. Antonio Margarito – WBA Welterweight Championship – January 24, 2009
- ISU World Figure Skating Championships – March 24-29, 2009
- Michael Jackson Public Memorial Service – July 7, 2009
- Los Angeles Lakers win NBA Championship at home – June 17, 2010
- Lakers receive 2010 NBA Championship Rings – October 26, 2010
- NBA All-Star Game – February 20, 2011
- Los Angeles Kings win the Stanley Cup Final – June 11, 2012
- MTV Movie Awards – September 6, 2012
- 2013 NCAA Division I Men's Basketball Championship West Regional – March 28 & 30, 2013
- 33 Couples wed on the STAPLES Center arena floor during Macklemore & Ryan Lewis performance on the 56th Annual GRAMMY Awards – January 26, 2014
- Los Angeles Kings win the Stanley Cup Final – June 13, 2014
- UFC 184: Rousey vs. Zingano – February 28, 2015
- 2015 NCAA Division I Men's Basketball Championship West Regional – March 26 & 28, 2015
- NHL All-Star Game – January 29, 2017
- NBA All-Star Game – February 18, 2018
- 2018 NCAA Division I Men's Basketball Championship West Regional – March 22 & 24, 2018
- Wilder vs. Fury - WBC World Championship – December 1, 2018
- Nipsey Hussle's Celebration of Life – April 11, 2019
- Crypto.com Arena celebrates 20th Anniversary – October 2019
- Celebration of Life for Kobe and Gianna Bryant – February 24, 2020
- Los Angeles Lakers Win NBA Finals (In Orlando - COVID-19 Bubble) - October 11, 2020
- 2020 General Election Vote Center from October 30, 2020 – November 3, 2020
- Mike Tyson vs. Roy Jones Jr. - November 28, 2020. This bout was a global success, breaking digital presale fight records and drawing more than 1.6 million

total pay-per-view buys, making it the seventh-best selling boxing OPPV in history

- Crypto.com Arena announced as naming rights partner of the arena - November 17, 2021 (effective naming rights change December 25, 2021)
- Crypto.com Arena begins phase one of a 3-year renovation process on May 23, 2022
- Crypto.com Arena unveils completion of phase one of renovations on October 10, 2022
- LeBron James becomes the all-time leading scorer in NBA history - February 7, 2023
- Third time in arena history all three teams (Lakers, Clippers and Kings) make the same postseason in 2023. Previous seasons include: 2012 & 2013

CONCERT RECORDS

- Most Performances by any artist (16) – Taylor Swift
- Most Performances all-time by a Solo Headlining Artist (16) – Taylor Swift
- Most Performances all-time by a Band or Group (13) – Mana
- Most Performances all-time by a Latin Artist (13) – Mana
- Most Performances in one tour run by any artist (8) – Adele (August 2016)
- Most Performances in one tour/calendar year by a Latin band or artist (7) – Grupo Firme (July & August 2021)
- Justin Bieber has headlined Crypto.com Arena 13 times, followed by Justin Timberlake (10 times), Drake (9) and Adele, Britney Spears, Enrique Iglesias and Tim McGraw who have headlined 8 times, then followed by Depeche Mode, Drake, Lady Gaga, Katy Perry Madonna, Muse and U2 who have each played 7 times respectively.
- Most Concerts in a calendar year was 53 in 2013
- Highest Grossing Concert: Barbara Streisand, November 20, 2006- \$5,451,400
- Largest Concert Attendance: U2 on April 6, 2005 at 20,382

TEAM RELATED FACTS

- Los Angeles Lakers have won 6 NBA Championship titles at Crypto.com Arena
- Los Angeles Sparks have won 3 WNBA Championship titles at Crypto.com Arena
- Los Angeles Kings have won the Stanley Cup twice at Crypto.com Arena
- The Lakers, Clippers and Kings have all played at Crypto.com Arena on the same day three times in the arena's history
 - ◆ December 2, 2006 - Kings vs. Lakers at 1:00 p.m. & Clippers vs. Lakers at 7:30 p.m.
 - ◆ February 23, 2008 - Kings vs. Blackhawks at 1:00 p.m. & Clippers vs. Lakers at 7:30 p.m.
 - ◆ January 14, 2017 - Clippers vs. Lakers at 12:30 p.m. & Kings vs. Winnipeg at 7:00 p.m.

STAR PLAZA STATUES INSTALLED

- Wayne Gretzky - October 9, 2002
- Magic Johnson - February 11, 2004
- Oscar De La Hoya - December 1, 2008
- Chick Hearn - April 20, 2011
- Jerry West - February 17, 2011
- Kareem Abdul-Jabbar - November 16, 2012
- Luc Robitaille - March 7, 2015
- Shaquille O'Neal - March 24, 2017
- Bob Miller - January 13, 2018
- Elgin Baylor - April 6, 2018
- Dustin Brown - February 11, 2023

RETIRED JERSEYS AND CHAMPIONSHIP BANNERS AT CRYPTO.COM ARENA

- Lakers:
 - Banners: 17 Championship banners
 - Retired Jerseys: 14 total (12 players plus one announcer) plus a Commemorative Hall of Fame Member Banner
 - Mikan, Baylor, Chamberlain, West, Goodrich, Wilkes, Abdul-Jabbar, Johnson, Worthy, O'Neal, Bryant (2 jerseys), Hearn, Gasol
- Kings:
 - Banners: 6 total - 2 Stanley Cup banners, 3 Western Conference banners, 1 Division banner
 - Retired Jerseys: 8 total (7 players plus 1 announcer)
 - Brown, Blake, Robitaille, Gretzky, Taylor, Dionne, Vachon
- Sparks:
 - Banners: 3 Championship banners
 - Retired Jerseys: 2 total
 - Leslie, Toler

ARENA NAMING RIGHTS PARTNER

- Crypto.com

ARENA FUNDING PARTNERS

- American Express
- Anheuser-Busch
- Coco-Cola
- Delta Airlines
- Toshiba
- Yaamava Resort & Casino at San Manuel
- Spectrum
- Toyota
- UCLA Health
- Mobilitie

AEG COMMUNITY FOUNDATION

At AEG, our business is interwoven with the human mind and heart. We seek to reach beyond the traditional boundaries of business to support the communities where we operate. The AEG Community Foundation was established to build on AEG's unwavering commitment to serving children and families across the United States through grantmaking. The mission of the Foundation is to support children and families in need through grantmaking in the areas of K-12 education, the arts, and health and wellness. We believe that corporate philanthropy and community engagement play a critical role in helping communities thrive.



The mission of Kings Care Foundation is to support families in Los Angeles by dedicating financial and in-kind resources to services and programs. To that end, the LA Kings Hockey Club reinvests in LA-based non-profits with the following shared goals:

- **Wellness** - Support institutions and programs that ensure the mental and physical development of youth in Los Angeles.
- **Sustainability** - Prioritize sustainable business practices in our facilities and mobilize the entire LA Kings community to act responsibly.
- **Social Advocacy** - Address the challenges which threaten our local communities.
- **Inclusion** - Foster environments that welcome individuals of all races, genders, socio-economic backgrounds and abilities.

Current Kings Care Foundation Commitments



- Currently the Foundation is fulfilling a \$450,000 commitment to the hospital over three years in support of its departments of Pathology and Neurosurgery. Through this partnership CHLA has been able to improve diagnosis and treatment options as well as fund research and equipment upgrades



- Under the direction of the LA Kings Hockey Development department, Ball Hockey is a signature sports program offered within Los Angeles Y's to low or no-cost families. This was made possible due to the Foundations's initial \$1,000,000 commitment, which was recently increased to \$1,600,000 over eight years.



- The LA Kings Science of Hockey exhibit at Discovery Cube LA offers interactive learning focused on the science, math and skills behind the sport of hockey. To develop and maintain the exhibit, which debuted in 2015 and sees several hundred thousand visitors annually, the Foundation pledged \$2,500,000 over 10 years to the museum.



- The Foundation supports Ronald McDonald House Charities in several ways throughout the year. That support is demonstrated monetarily through a \$1,000,000 commitment over five years shared with the Hope Reigns Foundation and with holiday celebrations, ball hockey clinics and in-kind donations hosted and provided by the Foundation.



- The partnership with Sandy Hook Promise intends to build more inclusive and welcoming spaces in and around the sport of hockey through the "Start With Hello" program. To deliver on this vision, the Foundation committed \$360,000 over three years to Sandy Hook Promise to integrate their method and curriculum in youth locker rooms.



- The Foundation committed to developing a more equitable youth sports landscape by signing on to a comprehensive, five-year \$500,000 commitment to drive investment and impact for social justice through sport with the Play Equity Fund. Through this initiative, the LA Kings will develop meaningful programs to pursue change in communities of color.



- The "We Are All Kings" platform signals the LA Kings commitment to creating a culture in which every individual feels welcome in the Kings family. Namesake programming will reflect two values the LA Kings holds to its core, inclusivity and equity, ensuring every player and fan is embraced within the sport of hockey locally.



A division within AEG, AEG Sports formally organizes the operations of our company's many sports properties under the leadership and strategy of one group.

AEG is a company with many world class assets and properties. From a sports standpoint, our list of sports properties is unrivaled in the industry with both anchor teams in the United States and championship-caliber teams in Europe.

Historic clubs rich in history and expectations, and world-class events that are viewed by millions of sports fans around the world, AEG Sports officially consists of the following hockey teams: LA Kings, Ontario Reign, and Eisbaren Berlin; and the LA Galaxy soccer club.

HISTORY OF AEG AND ITS HOCKEY SPORTS PROPERTIES

ONTARIO REIGN

AEG History – Officially became a property of AEG in 2008 and elevated to the American Hockey League prior to the 2015-16 season. This year the team celebrates its 16th season.

Team History – The Ontario Reign proudly served as the ECHL affiliate of the Kings for several seasons before becoming the organization's primary minor league affiliate before the 2015-16 season. In their first AHL season, the Reign captured Pacific Division and Western Conference regular-season titles and advanced to the Western Conference Finals in the Calder Cup Playoffs. The Reign went on to qualify for the playoffs in each of the following two seasons, reaching the Pacific Division Semifinals. The Reign celebrated the 10th anniversary of professional hockey in the Inland Empire during the 2017-18 season and went on to host the 2020 AHL All-Star Classic two seasons later, the first time the event has ever been held in California. The Reign have ranked in the AHL's top 10 in attendance in all six of their seasons as the Kings top developmental affiliate, in addition to holding the league's largest season-ticket holder base.



Located 40 miles east of Los Angeles, the Reign play at Toyota Arena and practice at the Toyota Sports Performance Center in El Segundo, where the team held games during the 2020-21 season. The proximity to the Kings benefits both organizations, and in addition to on-ice success, the Reign have set numerous attendance records and have earned several leaguewide awards.

EISBAREN BERLIN

AEG History – Acquired by AEG on September 3, 1999, and a 15-time East German Hockey Champion as Dynamo Berlin.

Team History – A record nine-time DEL Champion (2005, 2006, 2008, 2009, 2011, 2012, 2013, 2021, 2022), Eisbaren (Polar Bears) Berlin continues to set the standard for excellence as they have also been the top team in the regular season nine times (1998, 2003, 2004, 2006, 2009, 2010, 2012, 2013, 2021). In 2008 they captured the German Cup and in 2010 they were the European Trophy winner.





CHAMPIONSHIPS

Since AEG was formed, we have 26 championships amongst all of our teams:

Kings	Two Stanley Cups (2012, 2014)
Eisbaren Berlin	Nine DEL Championships (2005, 2006, 2008, 2009, 2011, 2012, 2013, 2021, 2022))
Galaxy	Five MLS Cups (2002, 2005, 2011, 2012, 2014)
Lakers	Six NBA Championships (2000, 2001, 2002, 2009, 2010, 2020)
Sparks	Three NBA Championships (2001, 2002, 2016)
Manchester Monarchs ..	One Calder Cup (2015)

*Note: AEG no longer holds ownership stakes in the Lakers and Sparks.



2023-24 ONTARIO REIGN CLUB DIRECTORY

Ontario Reign
901 Via Piemonte, Suite 370
Ontario, CA, 91764

Toyota Arena
4000 Ontario Center Parkway
Ontario, CA 91764

HOCKEY OPERATIONS

General Manager	Richard Seeley
Head Coach	Marco Sturm
Assistant Coach	Chris Hajt Brad Schuler
Goaltending Development Coach	Adam Brown
Skills Coach	Nate Thompson
Video Coach	Cole Lussier
Strength & Conditioning Coach	Andre Carere
Head Athletic Trainer	Aisha Visram
Assistant Athletic Trainer	Andrew Oddy
Head Equipment Manager	Justin Penna
Assistant Equipment Manager	Alex Ryan
Assistant Equipment Manager	Mackenzie Campbell
Massage Therapist	Dane Skinner

FRONT OFFICE

President	Darren Abbott
Vice President, Sales & Marketing	Nate Downer
Vice President, Business Operations	Jasmyn Wilson
Senior Manager, Game Presentation & Events	Annie Merovich
Senior Manager, Marketing & Creative	Matt McElroy
Senior Manager, Inside Sales	Ariel Padilla
Senior Manager, Group Sales	Jesse Torres
Senior Manager, Communications & Content	Jared Shafran
Manager, Corporate Partnerships	Brandon Poppell
Broadcaster & Group Sales Representative	Josh Schaefer
Community Relations & Hope Reigns Foundation	Alyssa Savala
Account Executive, Ticket Sales & Service	Matthew Andrews, Taylor Applegate, Joshua Avila
Account Executive, Business Development	Daniel Tabibian
Account Executive, Corporate Partnerships	Andrew Wilson
Account Executive, Group Sales	Clayton Radl, Robert Rubio, Matt Robeson
Account Executive, Premium Seating	Chris Davis
Account Executive, Activations	Danyelle Deleon
Ticket Operations Specialist	Cristina Loza
Inside Sales Representative	Kasey Ehmke, Armando Gonzalez, Gary Schwarz, Alex Segovia
Video & Content Coordinator	Paulo Velez
CRM Coordinator	Shelby White
Coordinator, Marketing & Events	Bailey Long
Associate Graphic Designer	Taylor Christen
Office Coordinator	Veridiana Andrade

TEAM INFORMATION

2022-23 Record	32-34-2-5 6th Pacific Division 12th Western Conference
Founded	February 26, 2008
Home Ice	Toyota Arena
Opened	October 25, 2008
Arena Capacity for Hockey	9,491
Team Colors	White, Black, Silver

GARNET "ACE" BAILEY AND MARK BAVIS TRIBUTE



Garnet "Ace" Bailey, who was 53, was set to begin his 33rd season in the NHL as a player or scout. Bailey had enjoyed a tremendous amount of success in both capacities, with seven Stanley Cup rings as proof. Having spent seven years as the Kings' director of pro scouting, Bailey spent the previous 13 years as a scout with the Edmonton Oilers.

Bailey's ability to evaluate NHL talent helped the Oilers to five Stanley Cups in the 1980s. During Edmonton's many great playoff runs, Bailey played the key role of advance scout, supplying detailed information on upcoming opponents.

A veteran of 11 NHL seasons as a player, Bailey broke in with the Boston Bruins during the 1968-69 season and spent five years with the club. While with the Bruins, he was a member of Stanley Cup championship teams in 1969-70 and 1971-72. Bailey also spent parts of two seasons each with the Detroit Red Wings and St. Louis Blues,

and three-plus years with the Washington Capitals.

Bailey, who was originally from Lloydminster, Saskatchewan, jumped to the World Hockey Association for the 1978-79 season and joined the Edmonton Oilers, where he was a linemate of teenage phenom Wayne Gretzky.

Ace lived in the Boston suburb of Lynnfield with wife Katherine and son Todd.

The Los Angeles Kings family was deeply shaken and saddened over the loss of Garnet "Ace" Bailey and Mark Bavis, two club scouts who were aboard United Airlines Flight 175 from Boston's Logan Airport on September 11, 2001. Both men sported fantastic personalities and their love for the sport of hockey was evident in their work, and their passion for the Kings helped foster a fun and winning attitude. Both Mark and Ace are incredibly missed indeed.



Mark Bavis, who was 31, was entering his second season as an amateur scout for the Kings. A native of the Boston-area, Bavis played college hockey at Boston University. Prior to joining the Kings he worked as a coach with Chicago of the North American League and as an assistant coach with Harvard of the Eastern College Athletic Conference.

Bavis, who was drafted by the New York Rangers in the ninth round (181st overall) of the 1989 NHL Entry Draft, made his home in West Newton, Massachusetts. He was survived by his mother, Mary; his twin brother, Mike; two brothers, Pat and Johnny; and three sisters, Kelly, Mary Ellen and Kathy. To help support each of the men and their lasting legacies, please visit [The Mark Bavis Leadership Foundation at markbavisleadershipfoundation.org](http://TheMarkBavisLeadershipFoundation.org), and for information on The Ace Bailey Children's Foundation, please visit acebailey.org and follow them @AceBaileyFdn.

Please visit The Mark Bavis Leadership Foundation at markbavisleadershipfoundation.org. In November 2020, the Ace Bailey Children's Foundation – after 19-plus years – closed its doors. The organization remains grateful to everyone who helped improve the experience of hospitalization for kids and their families at Tufts Children's Hospital in Boston. Both Foundations helped support each of the men and their lasting legacies



THE SUV BUILT FOR ROYALTY
2024 Grand Highlander Hybrid



TOYOTA

[Learn more](#)