



TWO-THOUSAND EIGHTEEN | TWO-THOUSAND NINETEEN

# MEDIA GUIDE

BUFFALO SABRES





# For all your banking needs, use the red key.®



From basic accounts and digital banking to credit products and retirement planning, we're your one-stop bank for convenience. Work with a local bank with national resources that believes the best investments are the ones that help customers thrive.

If you want more from your bank, use the red key.



Official Bank of the Buffalo Sabres



# TABLE OF CONTENTS

## Personnel

Allen, Andrew .....	17
Botterill, Jason .....	13
Cravotta, Frank .....	9
Hajt, Chris .....	16
Housley, Phil .....	15
Gilbert, Michael .....	12
Greeley, Steve .....	14
Jakubowski, Mark .....	14
LaMattina, Chuck .....	10
Media Relations Department .....	28
Muhleman, Erica .....	10
Myers, Mat .....	17
Payne, Davis .....	15
Pegula, Terry .....	7
Pegula, Kim .....	8
Pignata, Steve .....	17
Player Profiles .....	30-107
Popko, Bruce .....	9
Preisler, Mark .....	11
Rossi, Brent .....	11
Sabres Staff .....	18-27
Sexton, Randy .....	13
Smith, Steve .....	16
Ward, Tom .....	16

## Season in Review

Game Highs/Lows/Streaks .....	125
Game Vignettes .....	131
Individual Game-by-Game Statistics .....	118
Individual Milestones .....	124
Individual Scoring Breakdown .....	113
Injury Report .....	129
NHL Playoff Results .....	110
NHL Standings .....	109
Regular-Season Game-by-Game .....	111
Sabres vs. NHL .....	138
Special Teams Scoring .....	117
Team Situational Stats .....	115
Team Records .....	116
Transactions .....	127

## Record Book

1-0 Games .....	233
All-Time Goaltender Statistics .....	265
All-Time Home/Away Records .....	193
All-Time Individual Scoring .....	254
All-Time PP & PK Statistics .....	266
All-Time Records by Opponent .....	194
Career Leaders .....	243
Hat Tricks .....	213
Individual Records .....	251
Last 10 Games vs. ....	197
The Last Time .....	202
Penalty Shots .....	234
Record by Day/Month .....	199
Record by Season .....	206
Regular-Season Overtime Goals .....	207
Sabres Streaks .....	204
Season Openers .....	205

## Record Book

Shootouts .....	267
Shutouts .....	223
Single-Game Team Records .....	249
Single-Season Leaders .....	245
Yearly Statistical Leaders .....	238
Yearly Goaltender Win/Loss Records .....	241
Year-by-Year Results and Statistics .....	169

## Playoff History

All-Time Playoff Goaltender Statistics .....	276
All-Time Playoff Scoring .....	273
All-Time Series Results .....	277
Career Leaders .....	290
Hat Tricks .....	288
Individual Records .....	292
Opponent Playoff Leaders .....	291
Overtime Games .....	286
Shutouts .....	289
Team Records .....	295

## Team History

All-Star Game .....	308
All-Time Attendance .....	322
Alumni Plaza .....	306
Captains and Coaches .....	311
Draft History .....	323
Hockey Hall of Fame .....	307
NHL Awards & Honors .....	313
Uniform Numbers .....	298
Retired Numbers .....	302
Sabres Hall of Fame .....	307
Sabres Firsts .....	309
Transactions .....	334
Uniform History .....	318

## AHL Affiliate

2017-18 Stats .....	348
All-Time Leaders .....	352
Dineen, Gord .....	346
History of the Affiliation .....	344
Peterson, Toby .....	347
Taylor, Chris .....	345
Team Records .....	349
Team Schedule .....	353
Staff Directory .....	343

## Miscellaneous

Media Information .....	359
NHL Critical Dates .....	363
NHL On-Ice Officials .....	365
Radio & TV .....	356
Team Schedule .....	362
Ticket Information .....	361

Executive Editor .....	Chris Bandura
Editors .....	Ian Ott, Chris Dierken
Photography .....	Bill Wippert and NHLI via Getty Images
Creative Director .....	Vicki Sitek





**Executive**

Owner/Chief Executive Officer ..... Terry Pegula  
 Owner/President ..... Kim Pegula  
 Chief Operating Officer ..... Bruce Popko

**Administration**

Senior Vice President ..... Michael Gilbert  
 Team Concierge/Executive Assistant ..... Nadine Leone

**Hockey Department**

General Manager ..... Jason Botterill  
 Assistant General Managers ..... Randy Sexton, Steve Greeley  
 VP of Hockey Administration ..... Mark Jakubowski  
 Director of Amateur Scouting ..... Ryan Jankowski  
 Assistant Director of Amateur Scouting ..... Jeff Crisp  
 Head of Collegiate Scouting ..... Jerry Forton  
 Amateur Scouts ..... Cory Banika, Steve Cocker, Kevin Devine,  
 ..... Austin Dunne, Marcus Fingal, Scott Halpenny,  
 ..... Randy Hansch, Frank Musil, Teemu Numminen,  
 ..... Tom O'Connor, Ron Pyette, Rob Riley,  
 ..... Mike Rooney, Matt Tiesling  
 Pro Scouts ..... Graham Beamish, Jeremiah Crowe,  
 ..... Mark Mowers, John Van Boxmeer  
 Director of Analytics ..... Jason Nightingale  
 Head of Hockey IT ..... Kyle Kiebzak  
 Coordinator of Team Services ..... Cole Burkhalter  
 Coordinator of Hockey Administration ..... Brett Ruff  
 Executive Assistant ..... Terri O'Brien

**Coaching Staff**

Head Coach ..... Phil Housley  
 Associate Coach ..... Davis Payne  
 Assistant Coaches ..... Steve Smith, Chris Hajt, Tom Ward  
 Goaltending Coach ..... Andrew Allen  
 Video Coach ..... Mat Myers  
 Video Coordinator ..... Steven Pignata

**Equipment**

Equipment Managers ..... Dave Williams, Rip Simonick  
 Assistant Equipment Managers ..... George Babcock, Ben Laing  
 Equipment Assistant ..... Keith Hayes

**Player Development**

Player Development Coaches ..... Krys Barch,  
 ..... Mike Komisarek, Adam Mair  
 Goaltending Development Coach ..... Seamus Kotyk

**Performance Department**

Medical Director ..... Les Bisson, M.D.  
 Head Athletic Trainer ..... Rich Stinziano  
 High Performance Manager ..... Joe Collins

**Performance Department**

Assistant Athletic Trainer/Physical Therapist ..... Michael Adesso  
 Massage Therapist ..... Brett Crompton  
 Strength & Conditioning Coach ..... Ed Gannon  
 Assistant Strength & Conditioning Coach ..... J.T. Allaire  
 Rehab & Development ..... Dennis Miller  
 Head of Human Science ..... Katy Tran Turner  
 Lead Sports Scientist ..... Dean Higham  
 Sports Dietician ..... Christine Dziedzic

**Medical**

Head Team Physician ..... Marc Fineberg, M.D.  
 Team Physicians ..... Nicholas Aquino, M.D.,  
 ..... William Hartrich, M.D., Rajiv Jain, M.D.  
 Team Dentist ..... David Croglio, D.D.S.

**Legal & Finance**

VP of Legal Affairs ..... David S. Zyga  
 Paralegal ..... Kim Szymanoski  
 Corporate Controller ..... Kristin Zirnheld  
 Senior Accounting Manager ..... Lynn Slanovich  
 Senior Payroll Manager ..... Jill Colvin  
 Accounting Manager ..... Eric McGuire  
 Payroll Coordinators ..... Dena Fowler, Elizabeth Hooftallen  
 Accounts Payable Coordinator ..... Kim Binkley  
 Senior Accountants ..... Marilyn McCabe, Gabrielle Wilson  
 Staff Accountant II ..... Maggie Stewart  
 Staff Accountant ..... Rachel McTavish  
 Finance Business Administrator ..... Amy Terranova

**Human Resources**

VP of Human Resources ..... Christie Joseph  
 Senior Human Resources Managers ..... Erin Fierle, Holly Weiskerger  
 Human Resources Manager ..... Dave McNall  
 HR Systems and Project Manager ..... Gina Reagan  
 Senior Human Resources Coordinator ..... Amanda Westfall  
 Human Resources Coordinator ..... Kayla Collins  
 Human Resources Assistant ..... Christina Fildes  
 Recruiter ..... Annmarie Schneider

**Broadcast**

VP of Broadcasting ..... Chrisanne Bellas  
 TV Producer ..... Joe Pinter  
 TV Director ..... Eric Grossman  
 Production Manager ..... Jason Wiese  
 Videographer/Editor ..... Sam Korotkin  
 Broadcast Engineer ..... Ray Riel  
 Production Assistant ..... Tom Meka  
 Broadcast Team ..... Rick Jeanneret (Play-by-Play),  
 ..... Rob Ray (Color), Dan Dunleavy (Play-by-Play/Reporter),  
 ..... Brian Duff (Studio Host), Martin Biron (Studio Analyst)





# Buffalo Sabres Directory

## CLUB PERSONNEL

### Game Presentation

Director of Game Presentation ..... Kelsey Schneider  
 Promotions & Events Coordinator ..... Patrick Gallahue  
 Game Presentation Coordinator ..... Kelsey Landers  
 Videoboard Director ..... Aaron Pike

### Merchandise

Director of Merchandise ..... Mike Kaminska  
 Merchandise Manager – Inventory Control ..... Glenn Barker  
 Merchandise Manager – Event Sales ..... Jeff Smith  
 Store Manager ..... Dashawn Richardson  
 Store Manager ..... Jonathon Calarco  
 Assistant Store Manager ..... Joshua Martin

### Media & Community Relations

VP of Media Relations ..... Chris Bandura  
 Senior Manager of Media Relations ..... Ian Ott  
 Manager of Media Relations ..... Chris Dierken  
 Media Relations Assistant ..... Lindsey Brown  
 VP of Community Relations/  
 President of Sabres Foundation ..... Rich Jureller  
 Manager of Community Relations ..... Teresa Belbas  
 Coordinator of Community Relations ..... Nick Fearby  
 Mascot Coordinator ..... Chris Urbanski  
 Youth Hockey Manager ..... Ed Grudzinski  
 Youth Hockey Ambassador ..... Patrick Kaleta  
 Director of Alumni Relations ..... Larry Playfair

### Ticket Operations

VP of Tickets & Service ..... John Sinclair  
 Director of Ticket Operations ..... Marty Maloney  
 Box Office Manager ..... Paul Barker  
 Box Office Coordinator ..... Gretchen Knott  
 Ticket Administrator ..... Nate Shively  
 Ticket Sales Representatives ..... Jake Bett Casey Jenkins,  
 ..... Greg Metzen, Melissa Rugg  
 Senior Account Services Representative ..... Roxanne Anderson  
 Account Services Representatives ..... Brian Bilski, Kyle Clarke,  
 ..... Ryan Gilbert, Chris Miller  
 Account Services Representative/Receptionist ..... Saralynn Ruhland

### Information Technology

Director of Information Technology ..... Todd Henzler  
 Advanced Support Specialist ..... Nate Brozyna  
 IT Support Specialist ..... Michael Walker

### Marketing

CRM Administrator ..... Tom Matheny  
 Senior Marketing Manager ..... Cara Murphy  
 Content Marketing Manager ..... Chris Ryndak  
 Content Marketing Coordinator ..... Jourdon LaBarber  
 Marketing Coordinator ..... Matt Cieslik

### Arena Operations

VP of Arena Operations ..... Stan Makowski, Jr.  
 Director of Arena Operations ..... Beth Guiliani Gatto  
 Event Managers ..... Laura Hettrick, Mike Taboni  
 Director of Security ..... Marc Brenner  
 Director of Building Services ..... Dennis Hooper  
 Technical Communications Managers ..... Ken Dowd, Mike Queeno  
 Chief Engineer ..... Bruce Johnson  
 Lead Engineer ..... Brian Hall  
 Engineers ..... Steve Heather, Sean Cassidy, Paul Zolnowski  
 Maintenance Crew ..... Michael Destino, Jason Sattelberg,  
 ..... Stephen Gore, Josh Hosey, Tim Zawadzki  
 Head Ice Technician ..... Andrew Chamberlin  
 Ice Technician ..... Eric Doering  
 Utility Crew Supervisor ..... Rashad Dukes  
 Utility Crew ..... Gunnar Heintz, Vincent Monico  
 Housekeeping Manager ..... Rodney Bailey  
 Housekeeping ..... James George, Nicole Vari  
 Operations Assistant ..... Julie Krzyzanowski  
 Security Officers ..... Aaron Acker, Mark Custard, Sean Dooley,  
 ..... Ben Edwards, Matt Eldridge, Kevin Krause, Crystal Nunz,  
 ..... James McDuffie, Joseph Mejak, Symantha Searles,  
 ..... Amanda Szulist, Don Wegrzynowski, Greg Wingerter,  
 ..... Kenneth Alexander Wright-Vasquez  
 Parking Manager ..... Sam Buffum  
 Assistant Parking Manager ..... Jacob Hager

### General Information

Telephone Executive Offices ..... (716) 855-4100  
 Home Arena ..... KeyBank Center  
 Capacity ..... 19,070  
 Team Website ..... sabres.com  
 Arena Website ..... keybankcenter.com





# Pegula Sports & Entertainment CLUB PERSONNEL

## Executives

President/Chief Executive Officer ..... Kim Pegula  
Chief Operating Officer ..... Bruce Popko

## Finance & Business Operations

EVP of Finance ..... Chuck LaMattina  
Manager of Reporting & Analytics ..... Kyle Allen

## Business Development

EVP of Business Development ..... Erica Muhleman  
VP of Premium Seating ..... Christopher Costanzo  
Director of Events ..... Charlie Cannan  
Director of Corporate Partnerships ..... Kelley Van Ness  
Directors of Corporate Sales ..... Joe Foy,  
..... Neal McMullen, Ashley Meganck  
Manager of Corporate Partnerships ..... Allison Pawarski  
Manager of Corporate Partnerships and Special Projects .....  
..... Sara Petrone  
Manager of Corporate Sales ..... Kyle Georger, Jon Latke  
Manager of Premium Seating ..... Melissa Palgutt  
Senior Coordinator of Business Development ..... Dawn Chilcott  
Senior Coordinator of Premium Sales ..... John Ricotta, Jeff Teplitsky  
Coordinator of Corporate Sales ..... Joseph Johnson  
Coordinators of Corporate Partnerships ..... Emily Magavern,  
..... Joseph Schillace, Matthew Smaczniak, Kristy Wilensky  
Traffic Coordinator ..... Dan Peters  
Administrative Assistant ..... Lauren Yurko  
VP of Live Events ..... Jennifer Van Rysdam  
Director of Live Events ..... Rob Crean  
Arena Marketing Manager ..... Kevin Kennedy  
Coordinator of Suite Services ..... Michelle Mitchell

## PicSix

Director of Corporate Development ..... Taylor Gahagen  
Account Manager ..... Sarah Schuller  
Account Coordinator ..... Kandace Kowalski

## Creative Services

EVP of Creative Services ..... Frank Cravotta  
Director of Videography ..... Mark Blaszk  
Director of Video Production ..... Drew Boeing  
Motion Design Director ..... Bryan Matthews  
Creative Directors ..... Aaron LaPorta, Vicki Sitek  
Chief Photographer ..... Bill Wippert  
Senior Graphic Designers ..... Lindsey Caber, Melissa Gebhardt  
Graphic Designers ..... Lisa Hinterberger, Chelsea Kowalik,  
..... Justin Lowe, Sean Pantling, Danielle Podeszek  
Traffic Manager ..... Kim Vara  
Traffic Coordinators ..... Gina Marinelli, Maggie Zuffranieri  
Senior Producer & Editor ..... Jason Holler  
Senior Editor ..... Joseph DeBenedictis  
Editors ..... Mike Bahrenburg, Scott Balzer, CJ Gates, Andy Quinn

## Creative Services

Senior Motion Designer ..... David Jackson  
Motion Designers ..... Dylan Goodsell, Eric Heine, Patrick Worrell  
Videographers ..... Travis Carlson, Marc Davies,  
..... Allen Leight, Aaron Rizzo, Ben Woody  
Photo Editor ..... Sara Schmidle

## Media & Content

EVP of Media and Content ..... Mark Preisler  
Senior Producers ..... Michelle Girardi Zumwalt, Jay Harris  
Senior Director of Broadcast Engineering ..... Steve Asposito  
Director of Communications ..... Don Heins  
Multimedia Journalist ..... Lauren Hall  
Hosts, *The Instigators* ..... Andrew Peters, Craig Rivet  
Producer ..... Jordan Teritto  
Associate Producer ..... Kyle Toot  
Production Assistant ..... George Blas  
Technical Director ..... Jeff Coltoniak  
Graphics Producer ..... Thomas Hollander  
Library Manager ..... Dean Angle  
Media and Content Coordinator ..... Angela Filipiski  
Studio Production Assistant ..... Kelly Rood

## Marketing

EVP of Marketing and Brand Strategy ..... Brent Rossi  
VP of Sports Marketing ..... John Durbin  
Director of Business Solutions ..... Scott Miner  
Director of Digital & Social Media Strategy ..... Gregg Pastore  
Senior Manager of Digital Partnerships ..... Rachel Cappellino  
Coordinator of Digital Partnerships ..... Maja Alikalfic  
Digital Marketing Manager ..... Ted Jarmuz  
Manager of Social & Digital Content Strategy ..... Anna Stolzenburg  
Social Media Editors ..... Craig Kanalley, Alexandra Napoli  
..... Zachary Specht, Kelsey Sweet  
Solutions Developers ..... Glen Noworyta, Madeline Van Remmen  
Media Buyer & Strategist ..... Kristie Manzella  
Project Manager ..... Nicholas Ruggiero  
Marketing Coordinator ..... Emma Callinan  
Hospitality Marketing Director ..... Jacquie Greco  
Business Intelligence Manager ..... Vincent Lepore  
Analytics Coordinator ..... Evan Barrick  
Insights Coordinator ..... Chris O'Connell  
Data Analyst ..... Connor Kukla  
Platform Optimization Coordinator ..... Olivia Merrill

## Hospitality

VP of Hospitality ..... Dominic Verni  
Director of Culinary ..... Ron Kubiak  
Buffalo Sabres Executive Chef ..... Michael Haefner  
Buffalo Sabres Catering Manager ..... Hilary Thomas  
Buffalo Sabres Sous Chef ..... Mitchell Gunther  
Buffalo Sabres Sous Chef ..... Katherine Daminski





# CLUB PERSONNEL



**Terry Pegula** | Owner

Terry Pegula is a self-made success story, rising from humble beginnings to become one of the most respected leaders in the energy industry, and one of very few professional sports owners to operate franchises in multiple sports.

On Feb. 22, 2011, Terry and Kim, who previously been season ticket holders, realized their dream of owning a hockey franchise by purchased the NHL's Buffalo Sabres. They followed up their commitment to hockey by purchasing the AHL's Rochester Americans later that year, restoring a longtime affiliation between the Sabres and Amerks.

Raised in Carbondale, Pennsylvania, Terry is a 1969 graduate of Scranton Preparatory School. He entered Penn State University as a math major and was accepted into the Petroleum and Natural Gas Engineering Program with a scholarship. He went on to graduate with a Bachelor of Science degree in 1973 and landed his first job with Getty Oil Co. in Victoria, Texas. He later joined Felmont Oil Co. as an Area Engineer, a decision that brought him to Olean, New York in 1975.

In 1983, Terry borrowed \$7,500 from family and friends to create East Resources Inc., an independent oil and gas exploration and production company operating in the Appalachian Basin. Over the next 27 years, Terry built East into one of the largest privately held companies in the United States. In July of 2010, Royal Dutch Shell purchased the assets of East Resources Inc., which continues to be active today. In 2012, Terry formed JKLM Energy. JKLM is staffed with many former East Resources employees and takes pride in contributing to U.S. energy independence by producing Pennsylvania natural gas, elevating the state into one of the top producing regions in the world.

Upon the sale of East Resources assets, Terry focused his attention on his love of sports. In September of 2010, the Pegulas announced a gift of \$102 million to construct Pegula Ice Arena, paving the way for Division I hockey at Penn State and help to form the Big Ten Hockey Conference.

The Pegulas then began construction of a multipurpose ice complex and opened Harborcenter in 2014. The \$200 million personally-financed complex, next door to the Sabres' KeyBank Center, includes two NHL hockey rinks, training facilities, four restaurants, a full-service Marriott Hotel and parking. The combination of KeyBank Center and Harborcenter have allowed Buffalo to be a center for hockey, hosting the 2016 NHL Draft, NHL Combine, 2018 World Junior Hockey Championship, and the 2019 NCAA Frozen Four.

Together with his wife Kim, Terry added another franchise to their Buffalo holdings on Oct. 10, 2014. The Pegulas received the unanimous approval of NFL owners to succeed Pro Football Hall of Famer Ralph C. Wilson, Jr. and become the second owners in the storied history of the Buffalo Bills.

Terry serves as CEO of the Bills and currently sits on the NFL's Health and Safety committee. In 2016, the Pegulas were honored with the Tank Younger Award, which recognizes extraordinary contributions towards diversity in the NFL.

In addition to overseeing the family's sports operations, Terry runs JKLM Energy in Pittsburgh, and his business operations in Boca Raton, Florida. Terry and Kim have five children between them: Michael, Laura, Jessica, Kelly and Matthew.







**Kim Pegula | Owner/President**

Kim Pegula is the President and CEO of Pegula Sports and Entertainment, and President of both the Buffalo Sabres and the Buffalo Bills.

A native of Fairport, New York, she attended nearby Houghton College and graduated in 1991 with a degree in communications. Kim began her professional career with East Resources in 1991 and was involved with the company until its sale in 2010.

Kim got her start in sports in 2011 after she and husband Terry purchased the Buffalo Sabres. They followed up their commitment to hockey by purchasing the AHL's Rochester Americans, restoring a longtime affiliation between the Sabres and Amerks. Kim serves on the NHL Board of Governors and assumed the role of President of the Sabres in May 2018. Kim and Terry's sports ownership also extends to the NWHL Buffalo Beauts, NLL Buffalo Bandits and the NFL Buffalo Bills.

On Oct. 10, 2014, Kim, along with her husband Terry, realized another dream as they became only the second owners of the Buffalo Bills. Kim currently serves on the NFL's Super Bowl and Major Events Advisory Committee, Business Ventures Committee, and NFL Foundation Committee. In May of 2018, Kim became President, making her the first female ever to serve as President of both an NFL and NHL team.

After owning multiple professional sports in the same market, Kim launched Pegula Sports and Entertainment (PSE) in 2014, creating a management company that oversees the business operations across all Pegula-owned entities and sports teams. Since its inception, PSE has expanded its reach to include Harborcenter, a multipurpose facility anchored by two NHL-size ice rinks and a Marriott Hotel franchise; PicSix, a full-service creative agency specializing in video, digital and marketing creative services for a variety of companies; a Hospitality division that operates multiple restaurants including (716) Food and Sport, a Tim Hortons Café and Bake Shop franchise, The Healthy Scratch cafe and the newest addition The Draft Room. In 2017, PSE added ADPRO Sports to their portfolio, offering branded merchandise to teams and companies across the country.

PSE, through its managed entities, has been key to bringing new business opportunities to Buffalo including multi-year agreements to host the NHL Combine, 2016 NHL Draft, 2018 World Junior Championship, 2019 Frozen Four NCAA Men's Hockey Tournament, as well as a wide variety of stadium and arena concerts, and national and international tournament events at all levels. Kim and the PSE entities have been honored with a number of awards including Business First's Most Influential People, NYS Emmy Awards for sports content, Buffalo Best Place To Work, the Tank Younger Award for embracing diversity in the NFL, and numerous individual recognitions of PSE's staff.

Kim and Terry have also given back to encourage the growth of sports and the many intangible benefits they believe sports creates for individuals, fans and their community. In 2010 the Pegula's gave an unprecedented \$102 million for the creation of the Pegula Ice Arena at Terry's Alma mater Penn State. The facility allowed for Penn State's hockey program to become a NCAA Division I team and was the final piece for the formation of the Big Ten Hockey Conference. Kim also gave back to her alma mater, Houghton College with a gift of \$12 million to build the Kerr-Pegula Athletic Complex allowing Houghton College athletics to become a Division III school.

Kim currently splits her time between the Bills, Sabres and PSE offices as she leads all business operations. Kim and Terry have been married for 25 years and have five children between them.





**Bruce Popko** | Chief Operating Officer - PSE

Bruce Popko was named Pegula Sports and Entertainment's chief operating officer in February 2017 to oversee all day-to-day operations of PSE entities. He serves as COO of the Buffalo Sabres and Buffalo Bills, and governor of the Buffalo Bandits, where he holds the roles of vice chairman of the National Lacrosse League's Board of Governors and chairman of the NLL's marketing and commercial properties committee. From December 2014 to January 2017, Popko was PSE's EVP of business development, and oversaw the expansion of the department to combine many of the operations of the Bills, Sabres, Harborcenter and additional PSE properties.

Popko joined Pegula Sports and Entertainment after serving as the chief revenue officer for the Buffalo Bills, where he was responsible for local revenue drivers, focusing on growing team revenues and identifying key areas for growth. Popko oversaw corporate sales, luxury suites and indoor premium seats, as well as the implementation of the Bills' corporate regionalization strategies. Popko had previously served as senior vice president of business development, having initially joined the organization in May 2009.

Before joining the Bills, Popko served as senior vice president at IMG from 2005 to 2009 and he was the Cleveland Browns' vice president of business development from 1998 to 2004. Additionally, he previously served as director of marketing and promotions for three years with the San Francisco 49ers (1996-1998) after spending three years with the National Football League office (1993-1995). For two of those years, he was with the NFL Properties marketing group, where he managed regional retail advertising and promotions. Popko also managed sales and marketing efforts for the NFL's satellite programming service, NFL Sunday Ticket. He was a marketing manager for the New York Jets from 1992 to 1993 and served as game operations manager for the London Monarchs in 1992. Popko is a Director of the Buffalo Bills Foundation and serves on the Board of Directors for the Buffalo Sabres Foundation, the Roswell Park Alliance Foundation, Buffalo Renaissance Foundation, the Western NY Lacrosse Foundation, the Law Enforcement Foundation of WNY, and the Western New York Public Broadcasting Association. He is also a member of the Board of Trustees for Nardin Academy and serves as chairman of their marketing and enrollment committee.

Popko graduated from the University of Pennsylvania with a bachelor's degree in international relations and the Stern School of Business at New York University, where he earned his MBA in finance and marketing. He and his wife, Sarah, have a daughter, Lucy, and two sons, Henry and Walker.

**Frank Cravotta** | Executive Vice President of Creative Services - PSE

Frank Cravotta is in his fifth season as the executive vice president of creative services for Pegula Sports and Entertainment.

In his current role, Cravotta oversees the day-to-day and long-term creative services objectives of each company under the Pegula Sports and Entertainment umbrella. He is responsible for the overall look and feel of each company's marketing, media and branding strategy as well as producing the video, graphical and architectural elements needed for each company.

During the past few years, Cravotta and his team have worked on several large-scale projects for the Sabres, KeyBank Center and Harborcenter that include the rebranding of KeyBank Center, the Sabres' state-of-the-art locker room and workout facility, Buffalo Sabres Alumni Plaza and most recently the design and branding of Harborcenter. In 2017, Cravotta was instrumental in the forming of PicSix Creative, a full-service creative agency under the Pegula umbrella.

Cravotta joined the Sabres organization in 2004 and became the organization's vice president of creative services in 2012. Prior to returning to work in his hometown, Cravotta was a senior exhibit designer at Access TCA in Baltimore, Maryland. While at Access, he designed custom exhibit solutions for major brands including MasterCard International and Under Armour. Prior to Access, Cravotta worked for Hadley Exhibits in Buffalo as a design detailer. He has also done freelance work for Reebok International and adidas-NBA.

Born and raised in Buffalo, Cravotta earned a Bachelor of Industrial Design from Syracuse University and currently resides in Buffalo with his wife, Laura and their daughter, Julia.





**CLUB PERSONNEL**
**Chuck LaMattina** | Executive Vice President of Finance - PSE

Chuck LaMattina is in the midst of his fifth season as executive vice president of finance for Pegula Sports and Entertainment. He is responsible for overseeing financial management and operations, as well as establishing and implementing corporate financial policies and controls, financial and tax reporting and long-range planning for the Sabres and all Pegula Sports and Entertainment entities.

LaMattina joined Pegula Sports and Entertainment at its inception in May 2014 and has extensive operational and financial experience in both the sports and entertainment businesses with more than two decades of service with various organizations. He spent time in the Sabres front office as vice president of finance and business operations from 2011 to 2014 and director of business and administration from 2004 to 2011. LaMattina's previous experience includes time as chief financial officer with DEMCO, Inc. (2000-2004) and corporate controller with the Sabres (1997-2000).

Prior to joining the Sabres, he worked in public accounting for a number of years, primarily with Freed Maxick CPAs. LaMattina earned his bachelor's degree in accounting and a master's degree in finance, while obtaining a CPA license. He serves as treasurer of the Buffalo Sabres Foundation. A native of Buffalo and current resident of Clarence, New York, LaMattina and his wife Susan have two sons, Shawn and Alex.


**Erica Muhleman** | Executive Vice President of Business Development - PSE

Erica Muhleman was promoted to executive vice president of business development for Pegula Sports and Entertainment in February 2017. In her role, she oversees all corporate sales, servicing, suite activation, and corporate and venue events for the Buffalo Sabres, Buffalo Bills, Rochester Americans, Buffalo Bandits, Buffalo Beauts, Harborcenter and Black River Entertainment.

Muhleman previously served as PSE's vice president of corporate partnerships, overseeing the service and activation of corporate partnerships across all PSE entities. Muhleman joined the Bills' staff in July 2009, serving as director, corporate partnerships from 2009 to 2011, senior director from 2011 to 2012, executive director from 2012 to 2015 and vice president of corporate partnerships from 2015 to 2016.

Before joining the Bills, Muhleman worked as account director in the golf division at IMG (now WME-IMG) from 2007 to 2009, managing several programs for their consulting business. She also served as a client service associate in IMG's tennis division from 2004 to 2007, managing client activity for several top-rated clients, including two ranked No. 1 in the world.

Muhleman first began working in the NFL with the Cleveland Browns in 1999 and served as the Browns' manager of marketing services from 2001 to 2004. She serves on the Board of Directors for the Kaleida Health Adult Foundation, the Orchard Park Boys and Girls Club and the Leukemia and Lymphoma Society of WNY. She is a graduate of Ohio University with a Bachelor of Arts in Psychology and earned her Master of Arts degree in Marketing from Cleveland State University.

Muhleman and her husband, Steve, have one son, Carter and reside in Orchard Park, New York.






**Mark Preisler | Executive Vice President of Media and Content - PSE**

Mark Preisler is completing his fifth full season as executive vice president of media and content for Pegula Sports and Entertainment. In his role, Preisler serves as Pegula Sports and Entertainment's leader in all aspects of media and content production and is responsible for developing and maintaining key effective media relationships.

In 2016, he and his team negotiated a long-term programming and production deal with MSG Network. The deal allows fans greater access to the Sabres, and Bills through the radio/tv simulcasts of *The Instigators* and *One Bills Live*, plus other original content. Over the past two years, the media and content team has been nominated for nine Emmys and have won four.

Preisler joined Pegula Sports and Entertainment with an extensive background in production and media relations. Before joining PSE, he was executive producer with NHL Network. In that role, he oversaw the creation of content for NHL platforms and directed all special programming at signature League events such as the Winter Classic, Stadium Series, All-Star Weekend, the Stanley Cup Final and NHL Draft. Prior to his time with the NHL, Preisler spent 12 years in multiple roles with ESPN. He served as coordinating producer for the network's flagship show, *SportsCenter*, ESPN's NFL franchises and *ESPNEWS* before leaving as senior coordinating producer of *Baseball Tonight*. Preisler's team won two Emmy Awards for its work on *SportsCenter*. He also worked closely with ESPN's sales and marketing teams to incrementally increase revenue through the development of new cross-platform initiatives, including the launching of *SportsCenter* and *ESPNEWS* in HD.

Preisler is a graduate of The Nichols School in Buffalo and earned a bachelor's degree in English from Franklin & Marshall College in Lancaster, Pennsylvania. He lives in Amherst with his wife, Andrea, daughter, Francesca and twin boys, Charlie and Holden.


**Brent Rossi | Executive Vice President of Marketing and Brand Strategy - PSE**

Brent Rossi is currently in his fifth season as executive vice president of marketing and brand strategy for Pegula Sports and Entertainment.

In his role with the organization, Rossi oversees the day-to-day and long-term marketing and brand objectives for all Pegula Sports and Entertainment entities. Rossi's responsibilities include overall brand direction and growth, the development of marketing strategies and plans, social media, data and analytics, media buying and content creation, as well as ticket sales, and customer and marketing research. He joined Pegula Sports and Entertainment when it was formed in May 2014 after serving as vice president of marketing for the Sabres beginning in 2011.

Among his previous roles, Rossi served as the vice president of marketing for the Harlem Globetrotters. His experience also includes stints as senior manager of live event marketing for World Wrestling Entertainment, director of marketing for the Philadelphia 76ers and marketing manager for Comcast-Spectacor.

A native of Port Colborne, Ontario, Rossi earned a bachelor's degree in sports management from Brock University and a master's degree in sports management from Old Dominion University. He and his wife, Jill, currently reside in Clarence with their daughter, Keira, and son, Richard.





**CLUB PERSONNEL**
**Michael Gilbert | Sr Vice President - Buffalo Sabres; GM - Harborcenter**

Michael Gilbert is in his 22nd season with the Sabres organization and his 24th year overall in the National Hockey League. Gilbert serves as senior vice president for the Buffalo Sabres, overseeing all daily administrative activities for the team. As general manager of Harborcenter, he is responsible for the day-to-day operations of the complex and oversees all of its properties, including the Buffalo Marriott Harborcenter, (716) Food and Sport, the Academy of Hockey, The Buffalo Jr. Sabres and The Rinks.

Gilbert also serves as the primary contact for all USA Hockey and NCAA Hockey initiatives related to the Sabres and Harborcenter. He was the chairman of the 2018 IIHF World Junior Championship, which was held in Buffalo

last season. His relationship with USA Hockey also led him to the 2014 Winter Olympics in Sochi, Russia, where he joined Team USA as a member of the team's public relations staff. Gilbert is a board member for the Buffalo Sabres Foundation, the Amherst Chamber of Commerce, the Police Athletic League (PAL) and Buffalo Place Buffalo Civic Auto Ramps (BCAR), and serves on the Buffalo Sabres Hall of Fame Committee.

Prior to his current role, Gilbert oversaw the public relations and community relations departments for the Sabres for 19 seasons and was also responsible for supervising the youth hockey and fan development initiatives for the organization. Additionally, he was intimately involved in the design and construction of Harborcenter.

Gilbert began the NHL chapter of his career as the director of public relations for the New Jersey Devils from 1995 to 1997. Before his move to the NHL, he was the assistant director of public relations for the NFL's Philadelphia Eagles for four years (1991-1995), assisting with the day-to-day operations of the team's public relations department. His football background also includes stints as assistant director of public relations for the Raleigh-Durham Skyhawks of the WFLA (1990) and as a graduate assistant with the Buffalo Bills (1988-1990).

Gilbert grew up in Tonawanda and attended St. Joseph's Collegiate Institute before graduating from Canisius College in Buffalo in 1990 with degrees in communications and history. He and his wife, Amy, reside in Amherst with their sons, Mark and Jack, and daughter, Grace.





**CLUB PERSONNEL****Jason Botterill | General Manager**

Jason Botterill was named the eighth general manager in Buffalo Sabres history on May 11, 2017 and enters his second season in that role and his 13th overall as a member of NHL front offices.

Before joining the Sabres, Botterill spent 10 seasons as a member of the Pittsburgh Penguins' front office, where he was integral in building the rosters of three Stanley Cup-winning teams. His most recent role was that of associate general manager, a position he held from 2014 onward. In that role, Botterill was involved in scouting, player development, contract negotiations and salary cap management. He also served as general manager of the AHL's Wilkes-Barre/Scranton Penguins from 2009-10 to 2016-17, guiding the team to two division titles and eight consecutive playoff appearances.

Botterill originally joined the Penguins as their director of hockey administration in July 2007 after serving as a scout for the Dallas Stars in 2006-07. He was later promoted to assistant general manager in 2009 before becoming the associate general manager in 2014.

A native of Edmonton, Alberta, Botterill developed a championship pedigree during his playing career. He won a gold medal as a member of the Canadian World Junior Championship team in 1994, 1995 and 1996, and was a part of the University of Michigan's NCAA Championship squad in 1996. Botterill later won a Calder Cup in 2001 as a member of the St. John Flames (AHL).

Botterill played in the Sabres organization during his final three professional seasons, posting eight points (3+5) in 36 games for the Sabres and 100 points (59+41) in 118 games for the Rochester Americans (AHL). During his eight-year playing career, the forward appeared in a total of 88 NHL games, 270 AHL contests and 123 IHL games.

**Randy Sexton | Assistant General Manager**

Randy Sexton returns to the Sabres for his second year as assistant general manager for the 2018-19 season. Among other responsibilities, Sexton, a 18-year veteran of NHL front offices, will oversee the amateur scouting department and serve as general manager of Buffalo's AHL affiliate, the Rochester Americans.

Prior to joining the Sabres, Sexton spent seven seasons with the Pittsburgh Penguins' scouting department after joining the team as assistant director of amateur scouting in 2010-11, including his last two seasons as the team's director of amateur scouting. In this role, he oversaw the team's amateur scouting operations in North America and Europe.

Prior to his time with the Penguins, Sexton logged several years of NHL front office experience in stints with the Ottawa Senators (1990 to 1995) and the Florida Panthers (2006 to 2010). As one of the Senators' founders, he was instrumental in helping to bring an NHL team back to Ottawa, eventually serving as the club's president, chief executive officer and general manager during his time with the team. He served as assistant general manager for the Panthers for four seasons before being promoted to general manager in February 2009.







**Steve Greeley | Assistant General Manager**

Steve Greeley is in his second season as assistant general manager for the Sabres after being named to the position in June 2017. Among his responsibilities, Greeley oversees the team's pro scouting staff and player development department.

Greeley joined the Sabres after spending two seasons as the assistant director of player personnel for the New York Rangers. Before his tenure with the Rangers, Greeley spent two seasons as an associate coach at his alma mater, Boston University, where he played a vital role in the school's recruiting process.

Greeley also spent seven seasons (2006-07 to 2012-13) in the scouting department for the Los Angeles Kings and served as a regional scout for the U.S. National Team Development Program from 2009 to 2012 and again from 2015 to 2017.



**Mark Jakubowski | Vice President of Hockey Administration**

Mark Jakubowski begins his 14th year with the Sabres and his second as vice president of hockey administration. Before moving to his new role, Jakubowski spent seven seasons serving as assistant to the general manager and the previous three seasons as the team's assistant general manager.

His responsibilities include salary cap analysis, contract research relating to player negotiations and arbitrations, managing player transfers, team roster administration, and all matters relating to compliance with the NHL Collective Bargaining Agreement and other NHL agreements.





**Phil Housley | Head Coach**

Phil Housley enters his second season behind the bench for the Sabres after completing his first season as an NHL head coach in 2017-18. The Hockey Hall of Famer and former Sabres defenseman is the 18th head coach in Buffalo's franchise history and the seventh alumnus to serve as the team's head coach.

Housley joined the Sabres after helping to guide the Nashville Predators to their first Stanley Cup Final appearance in franchise history. Named an assistant coach on May 22, 2013, Housley was a driving force behind one of the NHL's best defensive groups throughout his tenure.

During his four seasons in Nashville, the Predators ranked in the top two in the league in goals by defensemen every season and finished in the top half in fewest goals allowed in each of the last three seasons. Under his tutelage, Nashville had at least one player finish in the top five in voting for the James Norris Memorial Trophy every season from 2013-14 to 2015-16. The award is given annually to the league's best defenseman.

A native of South St. Paul, Minnesota, Housley began his coaching career in 2004 as head coach of Stillwater Area High School in Minnesota. During his nine seasons at the helm, Housley turned around the school's program while also accepting numerous opportunities to coach for Team USA at the international level.

Throughout his time with USA Hockey, Housley has served as an assistant coach at two IIHF World Junior Championships and three IIHF World Championships. Most notably, he served as the head coach when Team USA won the gold medal at the 2013 IIHF World Junior Championship. He was also an assistant coach for Team USA at the 2016 World Cup of Hockey.

Drafted by the Sabres in the first round (6th overall) of the 1982 NHL Draft, Housley went on to play 21 seasons in the NHL. His 1,232 career points (338+894) rank first among American defensemen and fourth among NHL defensemen all-time. He is also the Sabres' career and individual-season leader in goals, assists and points by a defenseman. Each of his eight seasons in Buffalo rank among the top 10 single-season point totals by a Sabres defenseman.

Internationally, Housley was a part of USA's gold medal team at the 1996 World Cup of Hockey, as well as the American squad that took home silver at the 2002 Winter Olympics. He also represented the United States at six IIHF World Championships, one IIHF World Junior Championship and two Canada Cups.

A member of the Buffalo Sabres, USA Hockey and IIHF Halls of Fame, Housley was inducted into the Hockey Hall of Fame in 2015. During his career, he played in seven All-Star Games and was named to the All-Rookie Team in 1983.

**Davis Payne | Associate Coach**

Davis Payne is currently in his second season as the Sabres' associate coach after being appointed to the position prior to the 2017-18 campaign.

Payne joined the Sabres in July 2017 after spending five seasons as an assistant coach for the Los Angeles Kings. During his time in Los Angeles, Payne and the Kings won the Stanley Cup in 2014 and advanced to the Western Conference Final in 2013. Prior to his time in Los Angeles, Payne spent parts of three seasons as head coach of the St. Louis Blues, who posted a 67-55-15 record during his tenure.

The Kamloops, British Columbia native joined the Blues' organization in 2007 as an assistant coach for the Peoria Rivermen (AHL). He was named head coach of Peoria before the 2008-09 season, a post he held until becoming the Blues' head coach during the 2009-10 campaign.





**Steve Smith | Assistant Coach**

Steve Smith joins the Sabres for his first season with the team after being hired in July 2018. This season will be Smith's 12th overall in the NHL and 10th as an assistant coach.

Before joining the Sabres, Smith served as an assistant coach for the Carolina Hurricanes for four seasons. During his tenure, the Hurricanes allowed the second-fewest shots per game (28) of any NHL team during his tenure. Prior to joining the Carolina coaching staff, the Glasgow, Scotland native served as an assistant coach for the Edmonton Oilers from 2010-11 to 2013-14 and for the Calgary Flames in 1997-98. His off-ice NHL experience is rounded out by two seasons as a scout for the Chicago Blackhawks in 2008-09 and 2009-10.

During his 16-season NHL playing career, Smith won three Stanley Cups (1987, 1988 and 1990) and appeared in one NHL All-Star Game as a member of the Oilers. In 804 total regular-season games as a defenseman with the Oilers, Blackhawks and Flames, Smith totaled 375 points (72+303). He added 52 points (11+41) in 134 career Stanley Cup Playoff games.

**Chris Hajt | Assistant Coach**

Chris Hajt is in the midst of his second season as assistant coach for the Sabres after being named to the position in July 2017.

Before joining Buffalo, Hajt spent three seasons as an assistant coach for the Los Angeles Kings' AHL affiliate, where he helped guide the Manchester Monarchs to a Calder Cup Championship after the 2014-15 season. The team also made the playoffs in each of the last two seasons as the Ontario Reign, including a division title in 2015-16.

The Williamsville, New York native and son of Sabres alumnus Bill Hajt also served as an assistant coach for the Guelph Storm (OHL) from 2008 to 2014. During his time in Guelph, the team made the playoffs in all six of his seasons and won an OHL championship in 2014. A former defenseman, Hajt played six NHL games for the Edmonton Oilers and Washington Capitals, adding 91 points (20+71) in 477 career AHL contests.

**Tom Ward | Assistant Coach**

Tom Ward returns to the Sabres for his third season as assistant coach in 2018-19. Before joining the Sabres, Ward spent 18 seasons as the head coach for the Shattuck St. Mary's Boys Prep Team. Under his tutelage, Shattuck captured nine USA Hockey National Championships and finished as runners-up once. In addition to his coaching experience, Ward also served as the school's director of hockey from 2004 to 2016, during which time Shattuck's hockey teams combined to win 22 National Championships.

Prior to his time with Shattuck, Ward served as an assistant coach at the University of Minnesota (WCHA) from 1995 to 1999. He also spent six seasons with the St. Paul Vulcans (USHL), including three seasons as the team's head coach and general manager. Internationally, Ward served as an assistant coach for Team USA at the 2010 and 2012 IIHF World Junior Championships, winning a gold medal with the 2010 squad.






**Andrew Allen | Goaltending Coach**

Andrew Allen is in his fourth season as the Sabres' goaltending coach after being appointed to the position in July 2015. His main duties with the team involve working with Buffalo's NHL netminders.

Allen came to the Sabres after spending four seasons as the developmental goaltending coach for the Chicago Blackhawks. In that role, Allen oversaw the development of goaltenders playing for the Blackhawks' AHL affiliate, the Rockford IceHogs. Prior to his time with Chicago, Allen spent three seasons as goaltending coach for St. Lawrence University (ECAC).

Before his coaching career, Allen played professional hockey for five seasons as a goaltender, including AHL stints with the Utah Grizzlies, Hershey Bears, Binghamton Senators and Providence Bruins. He also compiled a 76-43-15 record in 142 ECHL games. Before beginning his professional career, the Vankleek Hill, Ontario native spent four seasons backstopping the University of Vermont Catamounts (ECAC).

**Mat Myers | Video Coach**

Mathew Myers joined the Sabres in July 2017 and enters his second season as video coach for the Sabres in 2018-19.

Myers joined the Sabres after spending two seasons as the video coordinator for the Nashville Predators, where he worked with Sabres head coach Phil Housley. During his time in Nashville, the Predators won the Western Conference and made their first Stanley Cup Final appearance in franchise history after the 2016-17 season.

Prior to joining the Predators, Myers spent two seasons with USA Hockey as the video coordinator for the U.S. Women's National Team, where his responsibilities included pre-scout and post-game video analysis for every IIHF tournament. During his time with USA Hockey, Myers earned three gold medals, including one at the 2015 IIHF Women's World Championship.

A native of Manchester, New Hampshire, Myers graduated from the University of New Hampshire in 2013 with a bachelor's degree in communications. While at New Hampshire, Myers worked with the school's hockey team as the video coordinator.

**Steve Pignata | Video Coordinator**

Steven Pignata enters his first season as video coordinator for the Sabres in 2018-19.

A native of Irondequoit, New York, Pignata joins the team after serving in the same capacity for the Rochester Americans (AHL) for the last seven seasons. He first joined the Americans as a hockey operations intern during the 2008-09 season, primarily serving as a special assistant to the team's coaching staff. For the next two seasons, Pignata served as Rochester's video coach, later transitioning into his role as video coordinator before the 2011-12 campaign.

Prior to joining the Amerks, Pignata attended St. John Fisher College in Rochester, New York, earning a degree in Sports Management.





Buffalo Sabres Staff  
**CLUB PERSONNEL**

**Hockey Department**



**RYAN JANKOWSKI**  
Director of  
Amateur Scouting




**JEFF CRISP**  
Assistant Director  
of Amateur Scouting



**JERRY FORTON**  
Head of Collegiate  
Scouting



**CORY BANIKA**  
Amateur Scout



**STEVE COCKER**  
Amateur Scout



**KEVIN DEVINE**  
Amateur Scout




**AUSTIN DUNNE**  
Amateur Scout



**MARCUS FINGAL**  
Amateur Scout



**SCOTT HALPENNY**  
Amateur Scout




**RANDY HANSCH**  
Amateur Scout



**FRANK MUSIL**  
Amateur Scout



**TEEMU NUMMINEN**  
Amateur Scout



**TOM O'CONNOR**  
Amateur Scout



**RON PYETTE**  
Amateur Scout



**ROB RILEY**  
Amateur Scout



**MIKE ROONEY**  
Amateur Scout




**MATT TIESLING**  
Amateur Scout



**GRAHAM BEAMISH**  
Pro Scout



**JEREMIAH CROWE**  
Pro Scout



**MARK MOWERS**  
Pro Scout



**JOHN VAN BOXMEER**  
Pro Scout



**JASON NIGHTINGALE**  
Director of Analytics



**KYLE KIEBZAK**  
Head of Hockey IT



**COLE BURKHALTER**  
Coordinator of  
Team Services



**BRETT RUFF**  
Coordinator of Hockey  
Administration



**TERRI O'BRIEN**  
Executive Assistant

**Equipment**




**RIP SIMONICK**  
Equipment Manager



**DAVE WILLIAMS**  
Equipment Manager



**GEORGE BABCOCK**  
Assistant Equipment  
Manager



**BEN LAING**  
Assistant Equipment  
Manager



**KEITH HAYES**  
Equipment Assistant





# Buffalo Sabres Staff CLUB PERSONNEL

## Player Development



**KRYS BARCH**  
Player Development  
Coach



**MIKE KOMISAREK**  
Player Development  
Coach




**ADAM MAIR**  
Player Development  
Coach



**SEAMUS KOTYK**  
Goaltender Development  
Coach

## Performance Department



**LES BISSON, M.D.**  
Medical Director




**RICH STINZIANO**  
Head Athletic Trainer



**JOE COLLINS**  
High Performance  
Manager



**MICHAEL ADESSO**  
Assistant Athletic Trainer/  
Physical Therapist



**BRETT CROMPTON**  
Massage Therapist



**ED GANNON**  
Strength & Conditioning  
Coach




**J.T. ALLAIRE**  
Assistant Strength &  
Conditioning Coach



**DENNIS MILLER**  
Rehab & Development



**KATY TRAN TURNER**  
Head of Human Science



**DEAN HIGHAM**  
Lead Sports Scientist



**CHRISTINE DZIEJZIC**  
Sports Dietician

## Medical Staff



**MARC FINEBERG, M.D.**  
Head Team Physician



**NICHOLAS AQUINO, M.D.**  
Team Physician



**RAJIV JAIN, M.D.**  
Team Physician



**WILLIAM HARTRICH, M.D.**  
Team Physician



**DAVID CROGLIO, D.D.S.**  
Team Dentist

## Legal & Finance



**DAVID S. ZYGAJ**  
VP of Legal Affairs



**KIM SZYMANOSKI**  
Paralegal



**KRISTIN ZIRNHELD**  
Corporate Controller



**LYNN SLANOVICH**  
Senior Accounting  
Manager



**JILL COLVIN**  
Senior Payroll  
Manager



**ERIC MCGUIRE**  
Accounting Manager



**DENA FOWLER**  
Payroll Coordinator





Buffalo Sabres Staff  
**CLUB PERSONNEL**

**Finance & Administration**



**ELIZABETH HOOFTALLEN**  
Payroll Coordinator



**KIM BINKLEY**  
Accounts Payable  
Coordinator



**MARILYN McCABE**  
Senior Accountant



**GABRIELLE WILSON**  
Senior Accountant



**MAGGIE STEWART**  
Staff Accountant II



**RACHEL McTAVISH**  
Staff Accountant



**AMY TERRANOVA**  
Finance Business  
Administrator



**NADINE LEONE**  
Team Concierge/  
Executive Assistant

**Human Resources**



**CHRISTIE JOSEPH**  
VP of Human Resources



**ERIN FIERLE**  
Senior Human  
Resources Manager



**HOLLY WEISKERGER**  
Senior Human  
Resources Manager



**DAVE McNALL**  
Human Resources  
Manager



**GINA REAGAN**  
HR Systems and  
Project Manager



**AMANDA WESTFALL**  
Senior Human Resources  
Coordinator



**KAYLA COLLINS**  
Human Resources  
Coordinator



**CHRISTINA FILDES**  
Human Resources  
Assistant



**ANNMARIE SCHNEIDER**  
Recruiter

**Broadcast**



**CHRISANNE BELLAS**  
VP of Broadcasting



**JOE PINTER**  
TV Producer



**ERIC GROSSMAN**  
TV Director



**JASON WIESE**  
Production Manager



**SAM KOROTKIN**  
Videographer/Editor



**RAY RIEL**  
Broadcast Engineer



**TOM MEKA**  
Production Assistant





# Buffalo Sabres Staff CLUB PERSONNEL

## Broadcast



**RICK JEANNERET**  
Play-by-Play Announcer



**ROB RAY**  
Color Commentator



**DAN DUNLEAVY**  
Play-by-Play Announcer/  
Reporter



**BRIAN DUFF**  
Studio Host




**MARTIN BIRON**  
Studio Analyst

## Game Presentation



**KELSEY SCHNEIDER**  
Director of Game  
Presentation



**PATRICK GALLAHUE**  
Promotions & Events  
Coordinator



**KELSEY LANDERS**  
Game Presentation  
Coordinator



**AARON PIKE**  
Videoboard Director

## Merchandise



**MIKE KAMINSKA**  
Director of Merchandise




**GLENN BARKER**  
Merchandise  
Manager - Inventory Control



**JEFF SMITH**  
Merchandise  
Manager - Event Sales



**DASHAWN RICHARDSON**  
Store Manager



**JONATHON CALARCO**  
Store Manager




**JOSHUA MARTIN**  
Assistant Store Manager

## Media & Community Relations



**CHRIS BANDURA**  
VP of Media  
Relations



**IAN OTT**  
Senior Manager of  
Media Relations



**CHRIS DIERKEN**  
Manager of  
Media Relations



**LINDSEY BROWN**  
Media Relations  
Assistant



**RICH JURELLER**  
VP of Community Relations/  
Pres. of Sabres Foundation



**TERESA BELBAS**  
Manager of  
Community Relations



**NICK FEARBY**  
Coordinator of  
Community Relations



**CHRIS URBANSKI**  
Mascot Coordinator



**ED GRUDZINSKI**  
Youth Hockey Manager



**PATRICK KALETA**  
Youth Hockey  
Ambassador



**LARRY PLAYFAIR**  
Director of Alumni  
Relations





Buffalo Sabres Staff  
**CLUB PERSONNEL**

**Marketing**




**TOM MATHENY**  
CRM Administrator




**CARA MURPHY**  
Senior Marketing  
Manager



**CHRIS RYNDAK**  
Content Marketing  
Manager



**JOURDON LaBARBER**  
Content Marketing  
Coordinator



**MATT CIESLIK**  
Marketing  
Coordinator

**Ticket Operations**



**JOHN SINCLAIR**  
VP of Tickets &  
Service




**MARTY MALONEY**  
Director of Ticket  
Operations



**PAUL BARKER**  
Box Office Manager




**GRETCHEN KNOTT**  
Box Office Coordinator



**NATE SHIVELY**  
Ticket Administrator



**JAKE BETT**  
Ticket Sales  
Representative



**CASEY JENKINS**  
Ticket Sales  
Representative




**GREG METZNER**  
Ticket Sales  
Representative



**MELISSA RUGG**  
Ticket Sales  
Representative



**ROXANNE ANDERSON**  
Senior Account Services  
Representative



**BRIAN BILSKI**  
Account Services  
Representative



**RYAN GILBERT**  
Account Services  
Representative



**CHRIS MILLER**  
Account Services  
Representative



**SARALYNN RUHLAND**  
Receptionist

**Information Technology**



**TODD HENZLER**  
Director of Information  
Technology



**NATE BROZYNA**  
Advanced Support  
Specialist



**MICHAEL WALKER**  
IT Support Specialist





# Buffalo Sabres Staff CLUB PERSONNEL

## Arena Operations



**STAN MAKOWSKI, JR.**  
VP of Arena Operations



**BETH GUILIANI GATTO**  
Director of  
Arena Operations



**LAURA HETTRICK**  
Event Manager



**MIKE TABONI**  
Event Manager



**MARC BRENNER**  
Director of Security



**DENNIS HOOPER**  
Director of  
Building Services



**MIKE QUEENO**  
Technical Communications  
Manager



**KEN DOWD**  
Technical Communications  
Manager



**BRUCE JOHNSON**  
Chief Engineer



**BRIAN HALL**  
Lead Engineer



**MICHAEL DESTINO**  
Maintenance Crew



**JASON SATTELBERG**  
Maintenance Crew



**STEPHEN GORE**  
Maintenance Crew



**TIM ZAWADZKI**  
Maintenance Crew



**ANDREW CHAMBERLIN**  
Head Ice Technician



**ERIC DOERING**  
Ice Technician




**RASHAD DUKES**  
Utility Crew  
Supervisor




**GUNNAR HEINTZ**  
Utility Crew



**RODNEY BAILEY**  
Housekeeping Manager



**JAMES GEORGE**  
Housekeeping



**NICOLE VARI**  
Housekeeping




**JULIE KRZYZANOWSKI**  
Operations Assistant



**AARON ACKER**  
Security Officer



**JAMES McDUFFIE**  
Security Officer



**JOSEPH MEJAK**  
Security Officer



**AMANDA SZULIST**  
Security Officer



**DON WEGRYNOWSKI**  
Security Officer



**GREG WINGERTER**  
Security Officer



**KENNETH ALEXANDER  
WRIGHT-VASQUEZ**  
Security Officer



**SAM BUFFUM**  
Parking Manager



**JACOB HAGER**  
Assistant Parking  
Manager





Pegula Sports & Entertainment  
**CLUB PERSONNEL**

**Business Development**



**CHRIS COSTANZO**  
VP of Premium Seating



**CHARLIE CANNAN**  
Director of Events



**KELLEY VAN NESS**  
Director of Corporate Partnerships




**JOE FOY**  
Director of Corporate Sales



**NEAL McMULLEN**  
Director of Corporate Sales




**ASHLEY MEGANCK**  
Director of Corporate Sales



**ALLISON PAWARSKI**  
Manager of Corporate Partnerships



**SARA PETRONE**  
Mgr. of Corporate Partnerships & Special Projects



**KYLE GEORGER**  
Manager of Corporate Sales



**JON LATKE**  
Manager of Corporate Sales



**MELISSA PALGUTT**  
Manager of Premium Seating



**DAWN CHILCOTT**  
Senior Coordinator of Business Development



**JOHN RICOTTA**  
Senior Coordinator of Premium Sales




**JEFF TEPLITSKY**  
Senior Coordinator of Premium Sales



**JOSEPH JOHNSON**  
Coordinator of Corporate Sales



**EMILY MAGAVERN**  
Coordinator of Corporate Partnerships



**JOSEPH SCHILLACE**  
Coordinator of Corporate Partnerships



**MATTHEW SMACZNIAK**  
Coordinator of Corporate Partnerships



**KRISTY WILENSKY**  
Coordinator of Corporate Partnerships



**DAN PETERS**  
Traffic Coordinator



**LAUREN YURKO**  
Administrative Assistant



**KRISTINE HOTCHKISS**  
Senior Designer Business Development



**JENNIFER VAN RYSDAM**  
VP of Live Events



**ROB CREAN**  
Director of Live Events



**KEVIN KENNEDY**  
Arena Marketing Manager



**MICHELLE MITCHELL**  
Coordinator of Suite Services

**Hospitality**



**DOMINIC VERNI**  
VP of Hospitality




**RON KUBIAK**  
Director of Culinary



**MICHAEL HAEFNER**  
Buffalo Sabres Executive Chef



**HILLARY THOMAS**  
Buffalo Sabres Catering Manager



**MITCHELL GUNTHER**  
Buffalo Sabres Sous Chef



**KATHERINE DAMINSKI**  
Buffalo Sabres Sous Chef





Pegula Sports & Entertainment  
**CLUB PERSONNEL**

**Creative Services**



**MARK BLASZAK**  
Director of Videography



**DREW BOEING**  
Director of  
Video Production



**BRYAN MATTHEWS**  
Director of  
Motion Design



**AARON LaPORTA**  
Creative Director



**VICKI SITEK**  
Creative Director



**KIM VARA**  
Traffic Manager



**BILL WIPPERT**  
Chief Photographer



**LINDSEY CABER**  
Senior Graphic Designer



**MELISSA GEBHARDT**  
Senior Graphic Designer



**LISA HINTERBERGER**  
Graphic Designer



**CHELSEA KOWALIK**  
Graphic Designer



**JUSTIN LOWE**  
Graphic Designer



**SEAN PANTLING**  
Graphic Designer



**DANIELLE PODESZEK**  
Graphic Designer



**GINA MARINELLI**  
Traffic Coordinator



**MAGGIE ZUFFRANIERI**  
Traffic Coordinator



**JASON HOLLER**  
Senior Producer/Editor



**JOSEPH DeBENEDICTIS**  
Senior Editor



**MIKE BAHRENBURG**  
Editor



**SCOTT BALZER**  
Editor



**CJ GATES**  
Editor



**ANDY QUINN**  
Editor



**DAVID JACKSON**  
Senior Motion Designer



**DYLAN GOODSSELL**  
Motion Designer



**ERIC HEINE**  
Motion Designer




**PATRICK WORRELL**  
Motion Designer



**TRAVIS CARLSON**  
Videographer



**MARC DAVIES**  
Videographer



**ALLEN LEIGHT**  
Videographer



**AARON RIZZO**  
Videographer



**BEN WOODY**  
Videographer




**SARA SCHMIDLE**  
Photo Editor





Pegula Sports & Entertainment  
**CLUB PERSONNEL**

**PicSix**



**TAYLOR GAHAGEN**  
 Director of Corporate  
 Development



**SARA SCHULLER**  
 Account Manager



**KANDACE KOWALSKI**  
 Account Coordinator

**Finance**



**KYLE ALLEN**  
 Manager of Reporting  
 & Analytics

**Media & Content**



**MICHELLE  
 GIRARDI ZUMWALT**  
 Senior Producer




**JAY HARRIS**  
 Senior Producer



**STEVE ASPOSTO**  
 Senior Director of  
 Broadcast Engineering



**DON HEINS**  
 Director of  
 Communications



**LAUREN HALL**  
 Multimedia Journalist



**ANDREW PETERS**  
 Host, *The Instigators*



**CRAIG RIVET**  
 Host, *The Instigators*



**JORDAN TERITTO**  
 Producer



**KYLE TOOT**  
 Associate Producer



**GEORGE BLAS**  
 Production Assistant



**JEFF COLTONIAK**  
 Technical Director



**THOMAS HOLLANDER**  
 Graphic Producer



**ANGELA FILIPSKI**  
 Media & Content  
 Coordinator





Pegula Sports & Entertainment  
**CLUB PERSONNEL**

**Marketing**



**JOHN DURBIN**  
 VP of Sports Marketing



**SCOTT MINER**  
 Director of  
 Business Solutions



**GREGG PASTORE**  
 Director of Digital &  
 Social Media Strategy



**RACHEL CAPPELLINO**  
 Sr. Manager of  
 Digital Partnerships



**MAJA ALIKALFIC**  
 Coordinator of  
 Digital Partnerships



**TED JARMUZ**  
 Digital Marketing  
 Manager



**ANNA STOLZENBURG**  
 Manager of Social &  
 Digital Content Strategy



**CRAIG KANALLEY**  
 Social Media Editor




**ALEXANDRA NAPOLI**  
 Social Media Editor



**ZACHARY SPECHT**  
 Social Media Editor




**KELSEY SWEET**  
 Social Media Editor



**GLEN NOWORYTA**  
 Solutions Developer



**MADELINE VAN REMMEN**  
 Solutions Developer



**KRISTIE MANZELLA**  
 Media Buyer &  
 Strategist



**NICHOLAS RUGGIERO**  
 Project Manager



**EMMA CALLINAN**  
 Marketing Coordinator



**JACQUIE GRECO**  
 Hospitality Marketing  
 Manager




**VINCENT LEPORE**  
 Business Intelligence  
 Manager



**EVAN BARRICK**  
 Analytics Coordinator



**CHRIS O'CONNELL**  
 Insights Coordinator



**CONNOR KUKLA**  
 Data Analyst



**OLIVIA MERRILL**  
 Platform Optimization  
 Coordinator








## Media Relations Department **CLUB PERSONNEL**



**Chris Bandura** | Vice President of Media Relations

Chris Bandura is in his 14th season with the Sabres organization and first as the team's vice president of media relations. Prior to his current role, Bandura spent six seasons as the team's director of media relations after spending his first six seasons as the team's media relations coordinator. Bandura oversees all communications and media relations efforts for the Sabres, serving as the team's spokesman and primary media contact at home and on the road. Among his chief duties in this role is serving as the liaison between media members and the Sabres organization, including players and hockey department personnel.

Before joining the Sabres, Bandura spent two years as the media relations coordinator for the Rochester Sports Group, which included the Rochester Americans (AHL), Rochester Raging Rhinos (USL First Division), Rochester Knighthawks (NLL) and Rochester Rattlers (MLL). Prior to his stint in Rochester, Bandura was the vice president of operations for the Columbus Landsharks of the National Lacrosse League (2001-2003). He has also spent time in the NLL front office as the director of media relations (1999-00) after graduating from Utica College of Syracuse University in 1999.



**Ian Ott** | Senior Manager of Media Relations

Ian Ott is in his ninth season as member of the Buffalo Sabres' media relations department and third as the team's manager of media relations. After serving as the Sabres' media relations graduate assistant during the 2010-11 season, Ott joined the team on a permanent basis in July 2011. Some of Ott's primary duties include overseeing press box operations, serving as the editor of team publications and preparing the team's game notes. He is also responsible for overseeing media relations efforts for the Buffalo Bandits (NLL). A graduate of SUNY Oswego, Ott worked for the school's sports information department and its student-run newspaper, The Oswegonian, while earning a bachelor's degree in journalism.



**Chris Dierken** | Manager of Media Relations

Chris Dierken is in his fifth season with the Buffalo Sabres media relations department after spending the 2014-15 season as the department's graduate assistant. Before joining the Sabres full-time, Dierken served as an intern for the team's public relations department in 2012-13. He also spent time with the Buffalo Bills' media relations department and served as the communications coordinator for the Reno Aces, the Triple-A affiliate of the Arizona Diamondbacks. He graduated with a journalism degree from SUNY Buffalo State in 2013, where he was the sports editor of the school's newspaper, The Record, and worked in the sports information department.

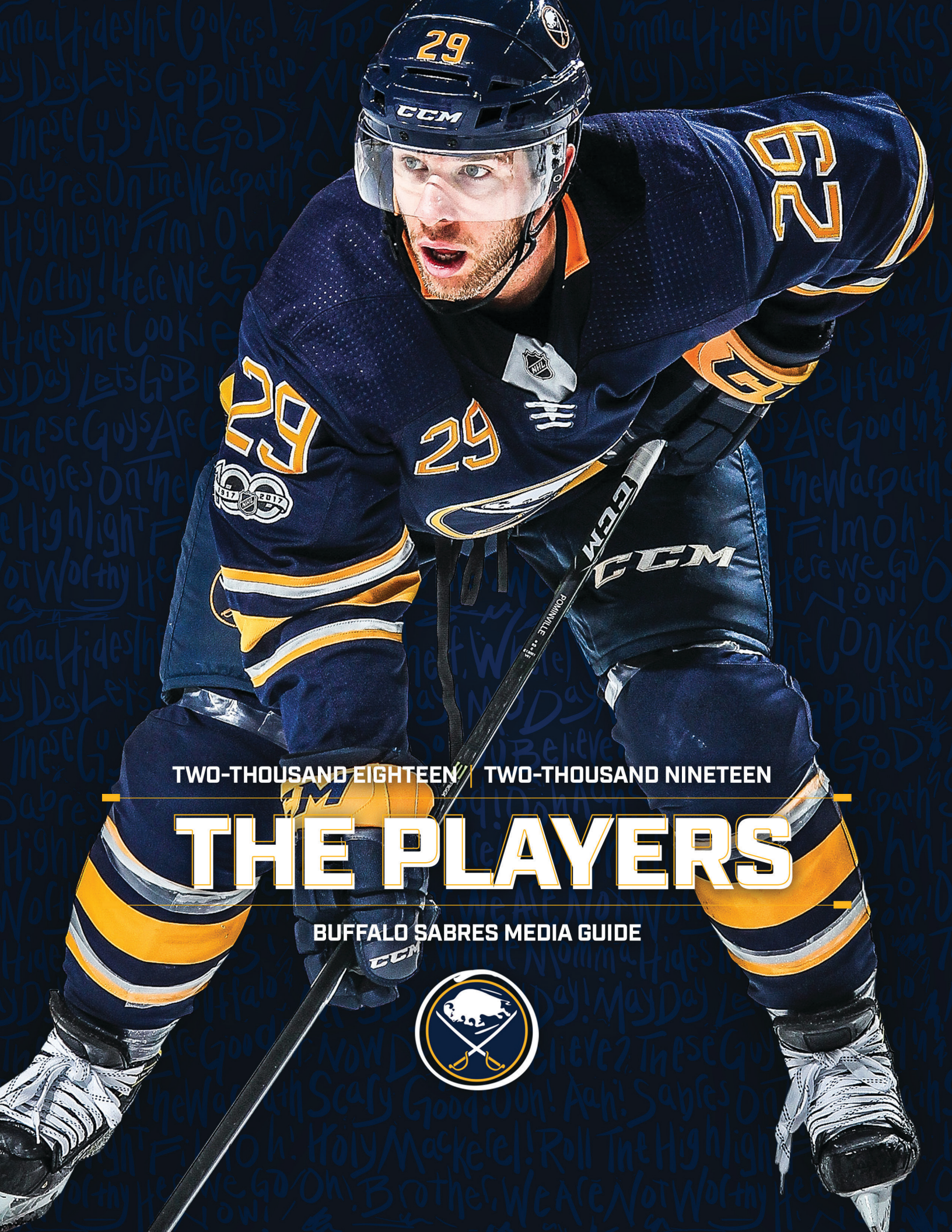


**Lindsey Brown** | Media Relations Assistant

Lindsey Brown is in her first season with the Buffalo Sabres media relations department. Before joining the Sabres, Brown served as the media relations seasonal assistant for the Tennessee Titans during the 2017-18 NFL season and spent the previous year as the social media trainee at Octagon. She has also spent time with the Washington Capitals, Washington Redskins and New York Rangers. She graduated with a communications degree from the University of Maryland in 2016.








TWO-THOUSAND EIGHTEEN | TWO-THOUSAND NINETEEN

# THE PLAYERS

BUFFALO SABRES MEDIA GUIDE







**CONTRACT STATUS:**  
Signed through 2018-19 (\$2.4 million AAV)

**CAREER TRANSACTIONS:**  
Acquired by Buffalo from Montreal in exchange for a third-round pick (68th overall) in the 2017 NHL Draft, June 17, 2017; Selected by Montreal in the first round (17th overall) of the 2011 NHL Draft.



# 82

# Nathan BEAULIEU

NAY-thuhn BOH-l'yew

**D** **Born** | December 5, 1992 | Strathroy, Ontario, Canada  
**Ht** | 6 ft 2 in **Wt** | 200 lbs **Shoots** | Left

## 2017-18 | NHL Highs

21	.....	<b>Man Games Lost</b>
1	.....	<b>Most Goals</b> 12/23/17 at CAR
1	.....	<b>Most Assists</b> (8x) - Last: 3/21/18 vs. ARI
1	.....	<b>Most Points</b> (9x) - Last: 3/21/18 vs. ARI (0+1)
4	.....	<b>Most Shots</b> (2x) - Last: 4/7/18 at FLA
23:29	.....	<b>Highest TOI</b> 10/5/17 vs. MTL

## Beaulieu | vs NHL

TEAM	GP	G	A	P	PIM
Anaheim	7	0	3	3	0
Arizona	7	0	3	3	2
Boston	15	0	3	3	21
Buffalo	10	0	0	0	18
Calgary	8	1	2	3	7
Carolina	11	1	2	3	4
Chicago	6	0	1	1	0
Colorado	5	0	0	0	0
Columbus	11	0	3	3	5
Dallas	4	1	3	4	7
Detroit	14	1	2	3	10
Edmonton	8	0	0	0	4
Florida	12	0	6	6	13
Los Angeles	6	0	1	1	0
Minnesota	6	0	1	1	6
Montreal	3	0	0	0	0
Nashville	7	0	1	1	0
New Jersey	11	0	5	5	5
NY Islanders	12	1	3	4	6
NY Rangers	9	0	2	2	2
Ottawa	15	2	4	6	4
Philadelphia	12	0	1	1	2
Pittsburgh	13	0	1	1	4
San Jose	5	0	1	1	0
St. Louis	5	0	2	2	5
Tampa Bay	16	0	1	1	18
Toronto	16	0	4	4	28
Vancouver	7	1	1	2	0
Vegas	2	0	1	1	0
Washington	12	0	1	1	12
Winnipeg	9	0	3	3	5
<b>NHL Totals</b>	<b>284</b>	<b>8</b>	<b>61</b>	<b>69</b>	<b>188</b>

## HIGHLIGHTS | 2017-18

- Made his Sabres debut with 23:29 of ice time on Oct. 5 vs. Montreal.
- Recorded his first point as a Sabre on Oct. 15 at Anaheim.
- Scored his first goal as a member of the Sabres on Dec. 23 at Carolina.

## Professional Career | Highlights

- Set career-high NHL marks in every major category in 2016-17, including games played (74), goals (4), assists (24) and points (28).
- Recorded 10 points (1+9) in January 2017, marking his most productive month in the NHL and tying to lead the Canadiens in assists (third among NHL defensemen), points by a defenseman and power-play points (7 - tied for fourth-most in the NHL) during that month.
- Led all Hamilton Bulldogs (AHL) defensemen in assists (20) and shots (150) in just 57 games during the 2013-14 season.
- Led the Bulldogs in assists (24) and tied for the team lead in points (31) during his first professional season in 2012-13; was named Hamilton's Most Valuable Player, Top Rookie of the Year and Top Defenseman of the Year (tied with Jarred Tinordi).

## Amateur Career | Highlights

- Led Saint John Sea Dogs (QMJHL) defensemen with 41 assists and 52 points in 2011-12 and tied for the team lead with 17 power-play assists. Also led Saint John defensemen in the playoffs in goals (4) and plus/minus (+27) and tied for the team lead in points (15).
- Led Saint John defensemen in assists (33), points (45), plus/minus (+44), power-play goals (8), power-play assists (17) and power-play points (25) in the 2010-11 season.
- Helped Saint John to a 2011 Memorial Cup win, earning a selection to the tournament All-Star Team with three points (1+2) in four games.
- Led Saint John defensemen with 12 goals in 2009-10.

## International | Highlights

- Earned a bronze medal with Canada at the 2012 IIHF World Junior Championship.

## Longest Streaks

**GOALS** | N/A

**ASSISTS** | 3 games | 1/3/17 at NSH to 1/7/17 at TOR

**POINTS** | 3 games | 1/3/17 at NSH to 1/7/17 at TOR (1+4)





## NHL FIRSTS

Game: 3/30/13 vs. NYR | Goal: 2/18/15 at OTT | Assist: 4/1/13 vs. CAR

### Career Stats | Regular Season

SEASON	TEAM	LEAGUE	GP	G	A	P	+/-	PIM	PP	SH	GW	S	S%	GP	G	A	P	PIM
2008-09	Saint John	QMJHL	49	2	8	10	-4	14	0	0	0	38	5.3	4	0	0	0	2
2009-10	Saint John	QMJHL	66	12	33	45	43	40	1	0	3	147	8.2	21	4	12	16	22
2010-11	Saint John	QMJHL	65	12	33	45	44	52	8	0	1	186	6.4	19	4	13	17	26
2011-12	Saint John	QMJHL	53	11	41	52	41	100	4	1	3	150	7.3	17	4	11	15	32
	Canada	WJC	6	0	1	1	-1	16	0	0	0	13	0.0	-	-	-	-	-
2012-13	Hamilton	AHL	67	7	24	31	-8	63	1	1	2	145	4.8	-	-	-	-	-
	Montreal	NHL	6	0	2	2	5	0	0	0	0	8	0.0	-	-	-	-	-
2013-14	Hamilton	AHL	57	7	20	27	-19	33	5	0	1	150	4.7	-	-	-	-	-
	Montreal	NHL	17	0	2	2	6	8	0	0	0	15	0.0	7	0	2	2	2
2014-15	Montreal	NHL	64	1	8	9	6	45	0	0	0	62	1.6	5	0	1	1	0
	Hamilton	AHL	8	2	2	4	-2	9	0	0	0	20	10.0	-	-	-	-	-
2015-16	Montreal	NHL	64	2	17	19	-6	55	1	0	0	74	2.7	-	-	-	-	-
2016-17	Montreal	NHL	74	4	24	28	8	44	2	0	1	118	3.4	5	0	1	1	0
2017-18	Buffalo	NHL	59	1	8	9	-19	36	0	0	0	67	1.5	-	-	-	-	-
<b>NHL Totals</b>			<b>284</b>	<b>8</b>	<b>61</b>	<b>69</b>	<b>0</b>	<b>188</b>	<b>3</b>	<b>0</b>	<b>1</b>	<b>344</b>	<b>2.3</b>	<b>17</b>	<b>0</b>	<b>4</b>	<b>4</b>	<b>2</b>
<b>Buffalo Totals</b>			<b>59</b>	<b>1</b>	<b>8</b>	<b>9</b>	<b>-19</b>	<b>36</b>	<b>0</b>	<b>0</b>	<b>0</b>	<b>67</b>	<b>1.5</b>	<b>-</b>	<b>-</b>	<b>-</b>	<b>-</b>	<b>-</b>

### Playoffs



### Awards & Honors

#### International

2012 IIHF World Junior Championship Bronze Medal

#### Amateur

2011 CHL Memorial Cup Championship  
 2011 QMJHL Championship  
 2011 CHL Memorial Cup All-Star Team  
 2011 CHL Top Prospects Game  
 2012 QMJHL Championship  
 2012 QMJHL Second All-Star Team

## SINGLE-GAME HIGHS

**HAT TRICKS | 0**

N/A

**PENALTY SHOTS | 0**

N/A

**SHOOTOUT STATS**

N/A





**CONTRACT STATUS:**  
Signed through 2021-22 (\$3.85 million AAV)

**CAREER TRANSACTIONS:**  
Acquired by Buffalo from St. Louis with Tage Thompson, Vladimir Sobotka, a first-round pick in the 2019 NHL Draft and a second-round pick in the 2021 NHL Draft in exchange for Ryan O'Reilly, July 1, 2018; Selected by St. Louis in the first round (25th overall) of the 2006 NHL Draft.



# 10

# Patrik BERGLUND

PAT-rihk BUHRG-luhnd

**C** **Born** | June 2, 1988 | Västerås, Sweden  
**Ht** | 6 ft 4 in **Wt** | 215 lbs **Shoots** | Left

## 2017-18 | NHL Highs

24	.....	<b>Man Games Lost</b>
3	.....	<b>Most Goals</b> 4/6/18 at CHI
1	.....	<b>Most Assists</b> 9x - Last: 4/7/18 at COL
3	.....	<b>Most Points</b> 4/6/18 at CHI (3+0)
7	.....	<b>Most Shots</b> 12/2/17 at MIN
20:37	.....	<b>Highest TOI</b> 3/24/18 at CBJ

## Berglund | vs NHL

TEAM	GP	G	A	P	PIM
Anaheim	31	11	6	17	8
Arizona	32	11	10	21	6
Boston	13	1	3	4	4
Buffalo	11	1	3	4	2
Calgary	28	8	5	13	14
Carolina	14	2	3	5	4
Chicago	48	12	12	24	18
Colorado	40	11	12	23	16
Columbus	35	13	7	20	16
Dallas	38	8	10	18	10
Detroit	35	11	7	18	20
Edmonton	28	7	7	14	14
Florida	13	2	2	4	4
Los Angeles	31	5	7	12	4
Minnesota	37	9	9	18	12
Montreal	12	4	4	8	4
Nashville	45	7	10	17	22
New Jersey	12	4	2	6	4
NY Islanders	11	4	4	8	4
NY Rangers	14	2	0	2	6
Ottawa	14	3	3	6	4
Philadelphia	10	1	1	2	0
Pittsburgh	13	4	1	5	0
San Jose	33	5	7	12	8
St. Louis	0	0	0	0	0
Tampa Bay	11	4	2	6	4
Toronto	12	3	3	6	6
Vancouver	32	8	8	16	12
Vegas	2	1	0	1	2
Washington	13	4	3	7	4
Winnipeg	26	2	3	5	10
<b>NHL Totals</b>	<b>694</b>	<b>168</b>	<b>154</b>	<b>322</b>	<b>242</b>

## HIGHLIGHTS | 2017-18

- The Blues were 8-4-2 when he scored and 13-6-4 when he recorded a point.
- Finished the season ranked sixth in Blues history with 694 regular-season games played for the club.
- Recorded his 300th NHL point with a goal on Dec. 14 vs. Anaheim.
- Scored his second career hat trick on April 6 at Chicago.

## Professional Career | Highlights

- Logged a career-high 23 goals in 2016-17, ranking second among all Blues skaters; also tied a career high and tied for second on the team with five game-winning goals.
- Dressed in his 600th regular-season NHL game on Jan. 17, 2017 vs. Ottawa.
- Totaled a career-best nine points (4+5) in 20 postseason games during the 2016 playoffs.
- Appeared in his 500th NHL game on March 15, 2015 at Dallas, becoming the first European and 10th forward in Blues history to appear in 500 games with the club.
- Ranked second among all Blues in 2012-13 with 17 goals and tied for the club lead with three game-winning goals; also led all NHL players that season in shooting percentage (23.0%).
- Set career highs in 2010-11 in points (52), assists (30), and power-play goals (8), leading the team in power-play goals and ranking second in both points and goals.
- Was named to the NHL All-Rookie Team following his first season in 2008-09 after ranking fourth among NHL rookies with 47 points (21+26) in 76 games.
- Was selected as the 2008 Swedish Junior Hockey Player of the Year after leading all Allsvenskan under-20 players with 45 points (21+24) in 36 games during his second full professional season.

## Amateur Career | Highlights

- Joined the VIK Västerås HK under-20 team for the SuperElit playoffs in 2007 following his first full professional season as an 18-year-old, ranking second among all SuperElit players with nine points (4+5) in five postseason contests.
- Split the 2005-06 season with Västerås, appearing in 21 games with their professional Allsvenskan squad and a career-high 27 SuperElit junior games in his second under-20 season; ranked second among Västerås SuperElit players in points per game (1.07) after posting 29 points (17+12) in 27 games.

## Longest Streaks

**GOALS** | 4 games | 2/13/13 at DET to 2/19/13 vs. SJS

**ASSISTS** | 5 games | 11/11/10 vs. NSH to 11/19/10 vs. OTT

**POINTS** | 6 games | 2x - Last: 1/13/11 at LAK to 1/24/11 at COL (3+4)





## NHL FIRSTS

Game: 10/10/08 vs. NSH | Goal: 10/13/08 at TOR | Assist: 10/10/08 vs. NSH

### Career Stats | Regular Season

### Playoffs

SEASON	TEAM	LEAGUE	GP	G	A	P	+/-	PIM	PP	SH	GW	S	%	GP	G	A	P	PIM
2004-05	Västerås Jr.	SWE-Jr.	25	5	5	10	-	14	-	-	-	-	-	-	-	-	-	-
	Västerås U18	SWE-U18-2	5	2	1	3	-	4	-	-	-	-	-	3	0	1	1	6
2005-06	Västerås Jr.	SWE-Jr.	27	17	12	29	-	38	-	-	-	-	-	-	-	-	-	-
	Västerås	SWE-1	21	3	1	4	-4	4	-	-	-	-	-	-	-	-	-	-
	Sweden	WJ18	6	4	1	5	0	2	1	1	0	17	23.5	-	-	-	-	-
2006-07	Västerås	SWE-1	35	21	27	48	10	30	-	-	-	-	-	-	-	-	-	-
	Västerås Jr	SWE-Jr.	-	-	-	-	-	-	-	-	-	-	-	5	4	5	9	6
	Sweden	WJC	7	1	2	3	0	0	0	0	0	6	16.7	-	-	-	-	-
2007-08	Västerås	SWE-1	36	21	24	45	12	18	-	-	-	-	-	-	-	-	-	-
	Sweden	WJC	6	3	4	7	3	14	2	0	0	26	11.5	-	-	-	-	-
2008-09	St. Louis	NHL	76	21	26	47	19	16	7	0	1	143	14.7	4	0	0	0	2
	Sweden	WC	7	0	1	1	2	0	0	0	0	9	0.0	-	-	-	-	-
2009-10	St. Louis	NHL	71	13	13	26	-5	16	6	0	4	129	10.1	--	--	--	--	--
2010-11	St. Louis	NHL	81	22	30	52	-3	26	8	0	1	175	12.6	--	--	--	--	--
	Sweden	WC	9	8	2	10	7	8	2	0	0	41	19.5	-	-	-	-	-
2011-12	St. Louis	NHL	82	19	19	38	4	30	0	2	3	188	10.1	9	3	4	7	6
2012-13	St. Louis	NHL	48	17	8	25	-2	12	5	2	3	74	23.0	6	1	1	2	2
	Västerås	SWE-1	30	20	12	32	10	20	6	3	6	96	20.8	-	-	-	-	-
2013-14	St. Louis	NHL	78	14	18	32	10	38	2	0	2	144	9.7	4	0	0	0	0
	Sweden	Olympics	6	2	1	3	-1	4	1	0	0	10	20.0	-	-	-	-	-
2014-15	St. Louis	NHL	77	12	15	27	-2	26	0	0	0	145	8.3	6	2	2	4	0
2015-16	St. Louis	NHL	42	10	5	15	1	16	4	0	5	80	12.5	20	4	5	9	4
2016-17	St. Louis	NHL	82	23	11	34	-7	32	4	0	5	153	15.0	11	0	4	4	10
	Sweden	WCH	2	1	0	1	-1	0	0	0	0	2	50.0	-	-	-	-	-
2017-18	St. Louis	NHL	57	17	9	26	-5	30	3	1	4	112	15.2	--	--	--	--	--
NHL Totals			694	168	154	322	10	242	39	5	28	1,343	12.5	60	10	16	26	24



## SINGLE-GAME HIGHS

### HAT TRICKS | 2

2/11/17 at MTL | vs. Al Montoya [2], Empty Net [1]

4/6/18 at CHI | vs. Jean-Francois Berube [2], Empty Net [1]

### PENALTY SHOTS | 2-FOR-3

1/24/12 vs. PIT | vs. Marc-Andre Fleury | Goal

2/18/12 vs. MIN | vs. Josh Harding | Unsuccessful

1/24/13 vs. NSH | vs. Pekka Rinne | Goal

### SHOOTOUT STATS

3 Goals | 15 Attempts | 20.0 PCT | 1 GDG

### International | Highlights

- Represented Sweden at the 2016 World Cup of Hockey.
- Earned the silver medal with Sweden at the 2014 Winter Olympics, posting three points (2+1) in six games.
- Dressed in nine games for Sweden at the 2011 IIHF World Championship, ranking second among all skaters in goals (8), points (10) and plus/minus (+7) to help lead Sweden to a silver medal and being earning a spot on the tournament All-Star Team.
- Won a silver medal with Sweden at the 2008 IIHF World Junior Championship and won a bronze medal Sweden at the 2009 IIHF World Championship.

### Awards & Honors


#### Professional

2008 Swedish Jr. Hockey Player of the Year  
2009 NHL All-Rookie Team

#### International

2008 IIHF World Junior Championship Silver Medal  
2008 IIHF World Junior Championship All-Star Team  
2008 IIHF World Junior Championship Top 3 Player (Sweden)  
2009 IIHF World Championship Bronze Medal  
2011 IIHF World Championship Silver Medal  
2011 IIHF World Championship All-Star Team  
2011 IIHF World Championship Top 3 Player (Sweden)  
2014 Winter Olympics Silver Medal





**CONTRACT STATUS:**  
Signed through 2019-20 (\$5.143 million AAV)

**CAREER TRANSACTIONS:**  
Acquired by Buffalo from Winnipeg with Evander Kane and Jason Kasdorf in exchange for Tyler Myers, Drew Stafford, Joel Armia, the rights to Brendan Lemieux and a first-round pick in the 2015 NHL Draft, February 11, 2015; Selected by Atlanta in the first round (third overall) of the 2008 NHL Draft.



# 4 Zach BOGOSIAN

ZAK buh-GOH-zuhhn

**D** **Born** | July 15, 1990 | Massena, New York, USA  
**Ht** | 6 ft 3 in **Wt** | 226 lbs **Shoots** | Right

## 2017-18 | NHL Highs

64	.....	<b>Man Games Lost</b>
N/A	.....	<b>Most Goals</b> N/A
1	.....	<b>Most Assists</b> 1/4/18 at MIN
1	.....	<b>Most Points</b> 1/4/18 at MIN (0+1)
4	.....	<b>Most Shots</b> 12/1/17 vs. PIT
25:32	.....	<b>Highest TOI</b> 1/4/18 at MIN

## Bogosian | vs NHL

TEAM	GP	G	A	P	PIM
Anaheim	15	2	2	4	14
Arizona	9	0	2	2	21
Boston	22	0	7	7	13
Buffalo	16	1	2	3	24
Calgary	9	0	3	3	2
Carolina	38	3	15	18	43
Chicago	16	1	3	4	4
Colorado	17	1	2	3	14
Columbus	14	0	4	4	24
Dallas	12	0	0	0	8
Detroit	16	2	2	4	4
Edmonton	10	2	3	5	19
Florida	33	5	12	17	27
Los Angeles	11	2	3	5	6
Minnesota	11	1	1	2	19
Montreal	27	4	6	10	45
Nashville	19	2	6	8	16
New Jersey	21	1	5	6	8
NY Islanders	21	4	3	7	8
NY Rangers	24	1	3	4	29
Ottawa	23	3	4	7	21
Philadelphia	26	1	1	2	8
Pittsburgh	25	3	6	9	11
San Jose	7	1	1	2	6
St. Louis	13	0	3	3	8
Tampa Bay	28	2	6	8	25
Toronto	24	3	8	11	35
Vancouver	9	1	1	2	8
Vegas	0	0	0	0	0
Washington	30	3	7	10	25
Winnipeg	6	0	0	0	2
<b>NHL Totals</b>	<b>552</b>	<b>49</b>	<b>121</b>	<b>170</b>	<b>497</b>

## HIGHLIGHTS | 2017-18

- Appeared in 18 games before undergoing season-ending hip surgery.
- Led the team in ice time (25:32) and recorded an assist on Jan. 4 at Minnesota.

## Professional Career | Highlights

- Played in his 500th NHL game on Jan. 13, 2017 at Carolina.
- Recorded his 100th career NHL point on April 16, 2013 vs. Tampa Bay.
- Registered a career-high 30 points (5+25) in 65 games with the Winnipeg Jets during the 2011-12 season.
- Established career highs in games played (81) and goals (10) in 2009-10 as a member of the Atlanta Thrashers, tying the franchise record for most goals by a defenseman and setting a franchise record with 196 hits.
- Led all first-year NHL defensemen with nine goals as an 18-year-old in 2008-09, also leading Atlanta defensemen in goals and ranking third among Thrashers blueliners in points (19).

## Amateur Career | Highlights

- Led the Peterborough Petes (OHL) with 61 points (11+50) and a plus-8 rating in 60 regular-season games in 2007-08, earning a selection to the 2008 OHL First All-Star Team and a spot in the 2008 OHL All-Star Classic and the 2008 CHL Top Prospects Game.
- Ranked second among all Peterborough defensemen and rookies with 33 points (7+26) in 2006-07. Also ranked third on the team with seven power-play goals

## International | Highlights

- Represented the United States at the 2009 IIHF World Championship in Switzerland, recording one assist in nine games.

## Longest Streaks

**GOALS** | 2 games | 8x - Last: 3/16/16 vs. MTL to 3/18/16 vs. OTT

**ASSISTS** | 3 games | 2x - Last: 3/29/16 at PIT to 4/2/16 at NYR

**POINTS** | 4 games | 2x - Last: 4/11/13 vs. FLA to 4/20/13 vs. NYI [2+5]





## NHL FIRSTS

Game: 10/18/08 vs. WSH

Goal: 1/17/09 at NSH

Assist: 1/17/09 at NSH

### Career Stats | Regular Season

SEASON	TEAM	LEAGUE	GP	G	A	P	+/-	PIM	PP	SH	GW	S	S%
2006-07	Peterborough	OHL	67	7	26	33	-6	63	7	0	-	-	-
2007-08	Peterborough	OHL	60	11	50	61	8	72	6	0	-	-	-
2008-09	Atlanta	NHL	47	9	10	19	11	47	2	1	1	90	10.0
	United States	WC	9	0	1	1	-	2	-	-	-	-	-
	Chicago	AHL	5	1	0	1	-5	0	1	0	0	17	5.9
2009-10	Atlanta	NHL	81	10	13	23	-18	61	3	1	0	155	6.4
2010-11	Atlanta	NHL	71	5	12	17	-27	29	0	0	1	155	3.2
2011-12	Winnipeg	NHL	65	5	25	30	-3	71	1	0	0	150	3.3
2012-13	Winnipeg	NHL	33	5	9	14	-5	29	0	0	0	85	5.9
2013-14	Winnipeg	NHL	55	3	8	11	3	48	0	0	0	134	2.2
2014-15	Winnipeg	NHL	41	3	10	13	1	40	0	0	0	74	4.1
	Buffalo	NHL	21	0	7	7	-7	38	0	0	0	51	0.0
2015-16	Buffalo	NHL	64	7	17	24	-11	68	3	0	1	121	5.8
2016-17	Buffalo	NHL	56	2	9	11	-17	46	0	0	1	73	2.7
2017-18	Buffalo	NHL	18	0	1	1	-9	20	0	0	0	29	0.0
NHL Totals			552	49	121	170	-82	497	9	2	4	1,117	4.4
Buffalo Totals			159	9	34	43	-44	172	3	0	2	274	3.3

### Playoffs

GP	G	A	P	PIM
-	-	-	-	-
5	0	3	3	8
--	--	--	--	--
-	-	-	-	-
-	-	-	-	-
--	--	--	--	--
--	--	--	--	--
--	--	--	--	--
--	--	--	--	--
--	--	--	--	--
--	--	--	--	--
--	--	--	--	--
--	--	--	--	--
--	--	--	--	--
--	--	--	--	--
--	--	--	--	--
--	--	--	--	--
--	--	--	--	--
--	--	--	--	--
--	--	--	--	--
--	--	--	--	--
--	--	--	--	--



### Awards & Honors

- Amateur
- 2007 OHL Second All-Rookie Team
- 2008 OHL First All-Star Team
- 2008 CHL Top Prospects Game
- 2008 OHL All-Star Classic

## SINGLE-GAME HIGHS

HAT TRICKS | 0

N/A

PENALTY SHOTS | 0

N/A

SHOOTOUT STATS

N/A





**CONTRACT STATUS:**  
Signed to an entry-level contract through 2020-21

**CAREER TRANSACTIONS:**  
Selected by Buffalo in the first round (first overall) of the 2018 NHL Draft.



# 26

# Rasmus DAHLIN

RAS-muhs dah-LEEN

**D** **Born** | April 13, 2000 | Lidköping, Sweden  
**Ht** | 6 ft 3 in **Wt** | 190 lbs **Shoots** | Left

### 2017-18 | NHL Highs

N/A | ..... **Man Games Lost**  
N/A | ..... **Most Goals**  
N/A | ..... **Most Assists**  
N/A | ..... **Most Points**  
N/A | ..... **Most Shots**  
N/A | ..... **Highest TOI**

### HIGHLIGHTS | 2017-18

- Earned 2018 Swedish Junior Hockey Player of the Year honors, becoming the first 17-year-old to win the award since Mikael Andersson in 1984.
- Tied for fourth among all SHL defensemen with seven goals.
- Averaged .49 points per game, ranking 14th-best among SHL blueliners.

### Professional Career | Highlights

- Appeared in 26 regular-season games and 14 playoff contests with Frölunda in his debut SHL season in 2016-17.
- Was a member of the 2016-17 Frölunda squad that won the 48-team European Champions Hockey League competition.

### Amateur Career | Highlights

- Led all Frölunda defensemen with 22 points (9+13) in 24 SuperElit games in 2016-17, also ranking second on the team and fourth among qualifying league defensemen with .92 points per game.

### International | Highlights

- Made his Olympic debut for Sweden in PyeongChang, South Korea in 2018 as a 17-year-old, making him the team's youngest player by seven years.
- Won a silver medal with Sweden at the 2018 IIHF World Junior Championship in Buffalo.
- Earned Best Defenseman honors and was named to the 2018 IIHF World Junior Championship All-Star Team after leading Sweden with 23:08 of ice time per game.
- Represented Sweden at the 2017 IIHF World Junior Championship as a 16-year-old.

### Dahlin | vs NHL

TEAM	GP	G	A	P	PIM
Anaheim	0	0	0	0	0
Arizona	0	0	0	0	0
Boston	0	0	0	0	0
Buffalo	0	0	0	0	0
Calgary	0	0	0	0	0
Carolina	0	0	0	0	0
Chicago	0	0	0	0	0
Colorado	0	0	0	0	0
Columbus	0	0	0	0	0
Dallas	0	0	0	0	0
Detroit	0	0	0	0	0
Edmonton	0	0	0	0	0
Florida	0	0	0	0	0
Los Angeles	0	0	0	0	0
Minnesota	0	0	0	0	0
Montreal	0	0	0	0	0
Nashville	0	0	0	0	0
New Jersey	0	0	0	0	0
NY Islanders	0	0	0	0	0
NY Rangers	0	0	0	0	0
Ottawa	0	0	0	0	0
Philadelphia	0	0	0	0	0
Pittsburgh	0	0	0	0	0
San Jose	0	0	0	0	0
St. Louis	0	0	0	0	0
Tampa Bay	0	0	0	0	0
Toronto	0	0	0	0	0
Vancouver	0	0	0	0	0
Vegas	0	0	0	0	0
Washington	0	0	0	0	0
Winnipeg	0	0	0	0	0
NHL Totals	0	0	0	0	0

### Longest Streaks

**GOALS** | 0 games | N/A

**ASSISTS** | 0 games | N/A

**POINTS** | 0 games | N/A



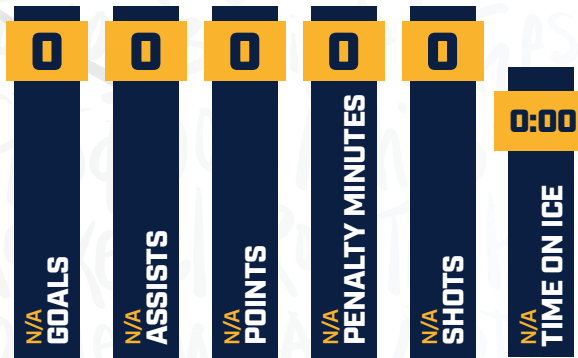


## NHL FIRSTS

Game: N/A | Goal: N/A | Assist: N/A

### Career Stats | Regular Season

SEASON	TEAM	LEAGUE	Regular Season											Playoffs						
			GP	G	A	P	+/-	PIM	PP	SH	GW	S	S%	GP	G	A	P	PIM		
2014-15	Lidköping U18	SWE-U18	18	12	14	26	-	44	-	-	-	-	-	-	-	-	-	-	-	
	Lidköping	SWE-3	10	1	5	6	-	0	-	-	-	-	-	-	-	-	-	-	-	
2015-16	Frölunda U18	SWE-U18-2	17	3	8	11	9	12	-	-	-	-	-	-	-	6	0	3	3	2
	Frölunda U18	SWE-U18	16	5	7	12	12	12	2	0	1	-	-	-	-	-	-	-	-	-
	Frölunda U20	SWE-U20	1	0	0	0	0	0	0	-	-	-	-	-	-	-	-	-	-	-
2016-17	Frölunda	SHL	26	1	2	3	4	6	0	0	1	-	-	-	14	3	2	5	2	
	Frölunda U20	SWE-U20	24	9	13	22	18	74	5	0	2	-	-	-	1	0	0	0	0	
	Sweden	WJC	7	1	1	2	0	4	0	0	0	7	14.3	-	-	-	-	-	-	
	Frölunda U18	SWE-U18	1	3	1	4	6	0	0	0	1	-	-	-	-	-	-	-	-	
2017-18	Frölunda	SHL	41	7	13	20	4	20	0	0	0	-	-	-	6	1	2	3	2	
	Sweden	WJC	7	0	6	6	7	6	0	0	0	25	0.0	-	-	-	-	-	-	
	Sweden	Olympics	2	0	1	1	0	0	0	0	0	1	0.0	-	-	-	-	-	-	
	Frölunda U20	SWE-U20	1	1	1	2	1	0	0	0	0	-	-	-	-	-	-	-	-	



### Awards & Honors

#### Professional

2017 Champions Hockey League Champion  
2018 Swedish Jr. Hockey Player of the Year

#### International

2018 IHF World Junior Championship Silver Medal  
2018 IHF World Junior Championship Best Defenseman  
2018 IHF World Junior Championship All-Star Team

#### Amateur

2016 U18 Allsvenskan Gold Medal

## SINGLE-GAME HIGHS

**HAT TRICKS** | 0

N/A

**PENALTY SHOTS** | 0

N/A

**SHOOTOUT STATS**

N/A





**CONTRACT STATUS:**  
Signed through 2025-26 (\$10 million AAV)

**CAREER TRANSACTIONS:**  
Selected by Buffalo in the first round (second overall) of the 2015 NHL Draft.



# 9 Jack EICHEL

JAK IGH-kuhl

**C** **Born** | October 28, 1996, North Chelmsford, Massachusetts, USA  
**Ht** | 6 ft 2 in **Wt** | 200 lbs **Shoots** | Right

## 2017-18 | NHL Highs

15	.....	<b>Man Games Lost</b>
3	.....	<b>Most Goals</b> 12/15/17 vs. CAR
5	.....	<b>Most Assists</b> 3/31/18 at NSH
5	.....	<b>Most Points</b> 3/31/18 at NSH (0+5)
11	.....	<b>Most Shots</b> 12/15/17 vs. CAR
23:41	.....	<b>Highest TOI</b> 10/17/17 vs. VGK

## Eichel | vs NHL

TEAM	GP	G	A	P	PIM
Anaheim	6	2	3	5	0
Arizona	6	3	6	9	4
Boston	10	3	4	7	4
Buffalo	0	0	0	0	0
Carolina	9	6	3	9	0
Columbus	9	3	6	9	2
Calgary	3	2	0	2	0
Chicago	6	1	4	5	0
Colorado	5	2	4	6	2
Dallas	6	2	1	3	0
Detroit	11	5	3	8	4
Edmonton	5	3	4	7	2
Florida	10	0	5	5	2
Los Angeles	5	3	2	5	4
Minnesota	4	2	1	3	2
Montreal	12	0	4	4	4
New Jersey	7	4	1	5	0
Nashville	6	3	6	9	0
NY Islanders	9	2	5	7	6
NY Rangers	9	3	6	9	4
Ottawa	9	4	7	11	2
Philadelphia	8	5	2	7	2
Pittsburgh	8	2	2	4	6
San Jose	6	1	5	6	0
St. Louis	5	0	2	2	10
Tampa Bay	9	2	4	6	6
Toronto	9	6	5	11	4
Vancouver	5	1	2	3	2
Vegas	1	0	2	2	2
Winnipeg	5	3	2	5	0
Washington	6	0	3	3	2
<b>NHL Totals</b>	<b>209</b>	<b>73</b>	<b>104</b>	<b>177</b>	<b>76</b>

## HIGHLIGHTS | 2017-18

- Finished the season as one of four players in franchise history to score 20 or more goals in each of his first three NHL seasons (Gilbert Perreault, Rick Martin and Thomas Vanek) and one of five to record at least 50 points in each of his first three NHL seasons (Perreault, Martin, Phil Housley and Christian Ruutu).
- Became the ninth different player in franchise history to lead the team or tie for the team lead in goals, assists and points. At 21 years of age, he was the youngest player to do so since Pierre Turgeon in 1989-90.
- With his 25th goal of the season on March 29 vs. Detroit, he became the first Sabre aged 21 or younger to reach the 25-goal mark since Pierre Turgeon did so in the 1990-91 season.
- His five assists on March 31 at Nashville tied the Sabres' franchise record for most assists in a game. He joined Gilbert Perreault (3x), Pat LaFontaine (3x) and Dale Hawerchuk as the only players in Sabres history to accomplish this feat.

## Professional Career | Highlights

- At 20 years of age in 2016-17, became just the fourth different player in Sabres history to lead the team (or tie for the team lead) in points before his 21st birthday.
- His .93 points per game in 2016-17 ranked 11th among NHL skaters with at least 20 games played and were the most by a Sabre under the age of 21 since Pierre Turgeon (1.33) in 1989-90.
- Recorded a career-best 11-game point streak (5+11) from Feb. 14 to March 7, 2017 that tied as the fourth-longest NHL streak of the 2016-17 season and was the longest by a Sabre since Tim Connolly (16) in 2009-10; the streak included a nine-game assist streak that was the longest in the league in 2016-17.
- Scored 24 goals as a rookie in 2015-16 (seventh-most by a rookie in franchise history) and became the first Sabres rookie to lead the team in goals since Ray Sheppard (1987-88).
- His 56 points in 2015-16 tied Derek Plante for seventh-most points ever scored by a Sabres rookie, making him the ninth rookie in franchise history to record 50 points in a season and the first since Plante (1993-94).
- Became the youngest Sabre ever to hit the 20-goal mark (19 years, 131 days) with his goal at Toronto on March 7, 2016.
- Scored the latest regular-season goal in franchise history at 4:59 of overtime vs. Carolina (March 12, 2016).

## Longest Streaks

**GOALS** | 3 games | 3/3/16 vs. CGY to 3/7/16 at TOR

**ASSISTS** | 9 games | 2/14/17 at OTT to 3/4/17 vs. TBL

**POINTS** | 11 games | 2/14/17 at OTT to 3/7/17 vs. PHI (5+11)





## NHL FIRSTS

Game: 10/8/15 vs. OTT | Goal: 10/8/15 vs. OTT | Assist: 11/7/15 vs. VAN

### Career Stats | Regular Season

SEASON	TEAM	LEAGUE	GP	G	A	P	+/-	PIM	PP	SH	GW	S	S%	GP	G	A	P	PIM
2012-13	USNTDP	USHL	35	13	14	27	-12	14	2	1	2	123	10.6	-	-	-	-	-
	United States	WJ18	7	1	1	2	3	6	1	0	0	13	7.7	-	-	-	-	-
	United States	WJ17	5	3	0	3	-	2	-	-	-	-	-	-	-	-	-	-
2013-14	USNTDP	USHL	24	20	25	45	20	20	6	1	3	95	21.1	-	-	-	-	-
	United States	WJ18	7	5	5	10	6	2	0	0	1	42	11.9	-	-	-	-	-
	United States	WJC	5	1	4	5	1	0	1	0	0	15	6.7	-	-	-	-	-
2014-15	Boston Univ.	H-East	40	26	45	71	51	28	7	2	4	168	15.5	-	-	-	-	-
	United States	WC	10	2	5	7	2	8	0	0	1	19	10.5	-	-	-	-	-
	United States	WJC	5	1	3	4	-3	6	0	0	0	21	4.8	-	-	-	-	-
2015-16	Buffalo	NHL	81	24	32	56	-16	22	8	0	5	238	10.1	--	--	--	--	--
2016-17	Buffalo	NHL	61	24	33	57	-13	22	10	0	4	249	9.6	--	--	--	--	--
	United States	WC	8	0	5	5	-1	4	0	0	0	34	0.0	-	-	-	-	-
	North America	WCH	3	1	1	2	0	0	1	0	0	8	12.5	-	-	-	-	-
2017-18	Buffalo	NHL	67	25	39	64	-25	32	3	0	4	246	10.2	--	--	--	--	--
NHL Totals			209	73	104	177	-54	76	21	0	13	733	10.0	--	--	--	--	--
Buffalo Totals			209	73	104	177	-54	76	21	0	13	733	10.0	--	--	--	--	--

### Playoffs

### Amateur Career | Highlights

- Led all NCAA Division I skaters with 71 points (26+45) in 40 games as a freshman at Boston University in 2014-15.
- Became the second freshman ever to win the Hobey Baker Award (last: Paul Kariya, 1992-93).
- Was the only unanimous first-team Hockey East All-Star selection in 2014-15.
- Was named Most Valuable Player at the 2015 Hockey East Tournament after leading the Terriers to a conference title with 11 points (6+5) in four tournament games.

### International | Highlights

- Served as captain for Team USA at the 2015 IIHF World Junior Championship, recording four points (1+3) in five tournament games.
- Represented the United States as the youngest player on the roster at the 2014 IIHF World Junior Championship, recording five points (1+4) in five games.
- Won gold with Team USA at the 2014 IIHF Under-18 World Championship, tying for the team lead with 10 points (5+5) in seven games.
- Won a silver medal with Team USA at the 2013 IIHF Under-18 World Junior Championship.



## SINGLE-GAME HIGHS

### HAT TRICKS | 1

12/15/17 vs. CAR | vs. Scott Darling

### PENALTY SHOTS | 1

12/8/17 at CHI | vs. Corey Crawford | Unsuccessful

### SHOOTOUT STATS

1 Goal | 9 Attempts | 11.1 PCT | 0 GDG

### Awards & Honors

#### Professional

2016 NHL All-Rookie Team  
2018 NHL All-Star Game


#### International

2013 World U17 Challenge Bronze Medal  
2013 IIHF U18 World Championship Silver Medal  
2014 IIHF U18 World Championship Gold Medal  
2014 IIHF U18 World Championship Top 3 Player (USA)  
2015 IIHF World Championship Bronze Medal

#### Amateur

2014 USHL Second All-Star Team  
2015 Hobey Baker Award (Top NCAA Player)  
2015 Tim Taylor Award (Top NCAA Freshman)  
2015 NCAA All-Tournament Team  
2015 NCAA (East) First All-American Team  
2015 Hockey East Championship  
2015 Hockey East Player of the Year  
2015 Hockey East Rookie of the Year  
2015 Hockey East First All-Star Team  
2015 Hockey East All-Rookie Team  
2015 Hockey East All-Tournament Team  
2015 Hockey East Tournament MVP





**CONTRACT STATUS:**  
Signed through 2018-19 (\$1.6 million AAV)

**CAREER TRANSACTIONS:**  
Selected by Buffalo in the first round (14th overall) of the 2012 NHL Draft.



# 28

Zemgus

# GIRGENSONS

ZEHM-guhz GEER-geh-n-suhnz

**LW**

**Born** | January 5, 1994 | Riga, Latvia  
**Ht** | 6 ft 2 in **Wt** | 211 lbs **Shoots** | Left

## 2017-18 | NHL Highs

9	.....	<b>Man Games Lost</b>
1	.....	<b>Most Goals</b> 5x - Last: 3/5/18 vs. TOR
2	.....	<b>Most Assists</b> 2x - Last: 3/26/18 at TOR
3	.....	<b>Most Points</b> 2x - Last: 3/26/18 at TOR (0+2)
6	.....	<b>Most Shots</b> 10/5/17 vs. MTL
21:29	.....	<b>Highest TOI</b> 3/8/18 at OTT

## Girgensons | vs NHL

TEAM	GP	G	A	P	PIM
Anaheim	11	2	2	4	0
Arizona	4	0	1	1	4
Boston	18	2	2	4	6
Buffalo	0	0	0	0	0
Calgary	9	2	2	4	0
Carolina	13	1	0	1	8
Chicago	6	1	0	1	2
Colorado	6	0	1	1	4
Columbus	14	2	2	4	8
Dallas	7	1	1	2	4
Detroit	19	5	3	8	4
Edmonton	9	1	3	4	4
Florida	17	1	2	3	4
Los Angeles	10	1	0	1	2
Minnesota	10	1	2	3	0
Montreal	18	2	2	4	0
Nashville	6	1	3	4	6
New Jersey	14	0	2	2	4
NY Islanders	13	4	1	5	2
NY Rangers	14	4	1	5	2
Ottawa	18	2	3	5	6
Philadelphia	14	3	2	5	4
Pittsburgh	15	1	0	1	4
San Jose	10	0	7	7	0
St. Louis	7	0	0	0	2
Tampa Bay	18	1	3	4	15
Toronto	19	3	6	9	4
Vancouver	5	0	1	1	2
Vegas	2	0	0	0	0
Washington	12	2	2	4	0
Winnipeg	10	1	3	4	2
<b>NHL Totals</b>	<b>348</b>	<b>44</b>	<b>57</b>	<b>101</b>	<b>103</b>

## HIGHLIGHTS | 2017-18

- Played in his 300th NHL game on Dec. 1 vs. Pittsburgh.
- Tied his career high with a three-game point streak (2+1) from Dec. 23 at Carolina to Dec. 29 at New Jersey.
- Tallied the fifth and sixth shorthanded goals of his career on Feb. 1 vs. Florida and Feb. 6 vs. Anaheim.

## Professional Career | Highlights

- Played in his 200th NHL game on April 5, 2016 at New Jersey.
- Led all Sabres and tied for fifth in the NHL with three shorthanded goals in 2014-15.
- Elected by the fans to play in the 2015 NHL All-Star Game with a league-high 1,574,896 votes.
- Became the first player in franchise history to score the team's first goal in consecutive seasons (2013-14 and 2014-15).
- Scored his first career goal in his NHL debut on Oct. 2, 2013 at Detroit.
- Recorded a team-high three goals and was a point-per-game player for the Rochester Americans in the 2013 AHL postseason.

## Amateur Career | Highlights

- Served as team captain during his second season with the Dubuque Fighting Saints (USHL) in 2011-12.
- Led the Fighting Saints in goals (24), points (55), power play goals (5), game-winning goals (6), multi-point games (17), plus/minus (+17) and shots on goal (166) in 2011-12.
- Recorded eight points (3+5) in 11 playoff appearances as a rookie in 2010-11, helping the Fighting Saints to their first Clark Cup championship since the 1984-85 season.
- Represented Dubuque at the 2011 USHL All-Star Game.

## International | Highlights

- Represented Latvia at the 2016 IIHF World Championship in Russia.
- Tallied two points (1+1) in five games for Team Latvia at the 2014 Winter Olympics in Sochi, Russia.
- Represented Latvia at the 2012 World Junior Championship in Alberta, Canada.

## Longest Streaks

**GOALS** | **2 games** | 6x - Last: 12/23/17 at CAR to 12/27/17 at NYI

**ASSISTS** | **2 games** | 7x - Last: 2/16/16 at OTT to 2/19/16 at CBJ

**POINTS** | **3 games** | 4x - Last: 12/23/17 at CAR to 12/29/17 at NJD (2+1)





## NHL FIRSTS

Game: 10/2/13 at DET | Goal: 10/2/13 at DET | Assist: 10/14/13 vs. MIN

### Career Stats | Regular Season

### Playoffs

SEASON	TEAM	LEAGUE	GP	G	A	P	+/-	PIM	PP	SH	GW	S	S%	GP	G	A	P	PIM
2009-10	Green Mountain	EMJHL	19	17	12	29	-	6	-	-	-	-	-	-	-	-	-	-
	Green Mountain	EJHL	23	11	17	28	-	13	-	-	-	-	-	2	0	2	2	0
2010-11	Dubuque	USHL	51	21	28	49	7	46	9	4	6	-	-	11	3	5	8	8
	Dubuque	USHL	49	24	31	55	17	69	5	0	6	-	-	2	2	2	4	0
2011-12	Latvia	WJC	5	1	0	1	-3	0	1	0	0	-	-	-	-	-	-	-
	Rochester	AHL	61	6	11	17	-7	28	1	1	0	91	6.6	3	3	0	3	0
2012-13	<b>Buffalo</b>	<b>NHL</b>	<b>70</b>	<b>8</b>	<b>14</b>	<b>22</b>	<b>-6</b>	<b>14</b>	<b>0</b>	<b>1</b>	<b>1</b>	<b>115</b>	<b>7.0</b>	--	--	--	--	--
	Latvia	WC	6	2	0	2	1	29	-	-	-	-	-	-	-	-	-	-
	Latvia	Olympics	5	1	1	2	-2	2	-	-	-	-	-	-	-	-	-	-
2014-15	<b>Buffalo</b>	<b>NHL</b>	<b>61</b>	<b>15</b>	<b>15</b>	<b>30</b>	<b>-16</b>	<b>25</b>	<b>1</b>	<b>3</b>	<b>1</b>	<b>115</b>	<b>13.0</b>	--	--	--	--	--
2015-16	<b>Buffalo</b>	<b>NHL</b>	<b>71</b>	<b>7</b>	<b>11</b>	<b>18</b>	<b>0</b>	<b>20</b>	<b>1</b>	<b>0</b>	<b>1</b>	<b>110</b>	<b>6.4</b>	--	--	--	--	--
	Latvia	WC	7	1	0	1	-5	4	1	0	0	21	4.8	-	-	-	-	-
2016-17	<b>Buffalo</b>	<b>NHL</b>	<b>75</b>	<b>7</b>	<b>9</b>	<b>16</b>	<b>-7</b>	<b>18</b>	<b>0</b>	<b>0</b>	<b>0</b>	<b>112</b>	<b>6.3</b>	--	--	--	--	--
	Latvia	WC	7	1	1	2	-6	0	1	0	1	12	8.3	-	-	-	-	-
2017-18	<b>Buffalo</b>	<b>NHL</b>	<b>71</b>	<b>7</b>	<b>8</b>	<b>15</b>	<b>-12</b>	<b>26</b>	<b>0</b>	<b>2</b>	<b>0</b>	<b>113</b>	<b>6.2</b>	--	--	--	--	--
<b>NHL Totals</b>			<b>348</b>	<b>44</b>	<b>57</b>	<b>101</b>	<b>-41</b>	<b>103</b>	<b>2</b>	<b>6</b>	<b>3</b>	<b>565</b>	<b>7.8</b>	--	--	--	--	--
<b>Buffalo Totals</b>			<b>348</b>	<b>44</b>	<b>57</b>	<b>101</b>	<b>-41</b>	<b>103</b>	<b>2</b>	<b>6</b>	<b>3</b>	<b>565</b>	<b>7.8</b>	--	--	--	--	--



### Awards & Honors

**Professional**  
2015 NHL All-Star Game

**International**  
2010 IIHF U18 World Championship Top 3 Player (Latvia)  
2012 IIHF World Junior Championship Top 3 Player (Latvia)

**Amateur**  
2011 Clark Cup Champion (USHL)  
2011 USHL All-Star Game  
2012 USHL First All-Star Team  
2012 USHL/NHL Top Prospects Game

## SINGLE-GAME HIGHS

**HAT TRICKS | 0**

N/A

**PENALTY SHOTS | 0-FOR-1**

1/15/14 at TOR | vs. James Reimer | Unsuccessful

**SHOOTOUT STATS**

4 Goals | 14 Attempts | 28.6 PCT | 4 GDG





**CONTRACT STATUS:**  
Signed through 2019-20 (\$2.25 million AAV)

**CAREER TRANSACTIONS:**

Acquired by Buffalo from Pittsburgh with Conor Sheary in exchange for a fourth-round pick in the 2019 NHL Draft, June 27, 2018; Signed by Pittsburgh as an unrestricted free agent, July 1, 2017; Signed by Toronto as an unrestricted free agent, July 1, 2015; Signed by NY Rangers as an unrestricted free agent, July 1, 2014; Acquired by Colorado from Boston in exchange for Colby Cohen, Nov. 29, 2010; Selected by Boston in the seventh round (224th overall) of the 2004 NHL Draft.



# 48

# Matt HUNWICK

MAT HUHN-wihk

**D** **Born** | May 21, 1985 | Warren, Michigan, USA  
**Ht** | 5 ft 11 in **Wt** | 194 lbs **Shoots** | Left

**2017-18 | NHL Highs**

- 17 | ..... **Man Games Lost**
- 1 | ..... **Most Goals**  
4x - Last: 2/27/18 vs. NJD
- 1 | ..... **Most Assists**  
6x - Last: 3/31/18 vs. MTL
- 1 | ..... **Most Points**  
10x - Last: 3/31/18 vs. MTL (0+1)
- 7 | ..... **Most Shots**  
12/7/17 vs. NYI
- 22:31 | ..... **Highest TOI**  
12/27/17 vs. CBJ

**Hunwick | vs NHL**

TEAM	GP	G	A	P	PIM
Anaheim	17	2	7	9	4
Arizona	14	0	1	1	2
Boston	13	1	6	7	8
Buffalo	27	1	5	6	18
Calgary	17	0	3	3	6
Carolina	23	1	2	3	17
Chicago	17	1	1	2	4
Colorado	9	0	2	2	6
Columbus	20	1	3	4	4
Dallas	9	0	1	1	4
Detroit	19	0	5	5	2
Edmonton	15	0	0	0	4
Florida	19	1	3	4	2
Los Angeles	13	1	2	3	4
Minnesota	19	0	4	4	10
Montreal	24	2	3	5	4
Nashville	14	0	3	3	6
New Jersey	21	1	1	2	13
NY Islanders	17	3	5	8	8
NY Rangers	15	2	2	4	4
Ottawa	22	0	1	1	8
Philadelphia	15	2	2	4	6
Pittsburgh	19	2	6	8	10
San Jose	14	0	0	0	6
St. Louis	15	0	4	4	8
Tampa Bay	21	1	5	6	8
Toronto	16	1	5	6	6
Vancouver	15	0	0	0	8
Vegas	1	0	0	0	0
Washington	23	2	4	6	8
Winnipeg	18	0	6	6	5
<b>NHL Totals</b>	<b>521</b>	<b>25</b>	<b>92</b>	<b>117</b>	<b>203</b>

**HIGHLIGHTS | 2017-18**

- Scored four goals and recorded 10 points in 42 regular-season games in his only season with the Penguins.
- Set a career single-game high with seven shots on Dec. 7 vs. NY Islanders; scored his first career overtime goal with his seventh shot of the game.
- Appeared in his 500th NHL game on Dec. 21 vs. Columbus.

**Professional Career | Highlights**

- Recorded his 100th NHL point with an assist on Jan. 25, 2017 at Detroit.
- Served as an alternate captain in both of his seasons with the Toronto Maple Leafs in 2015-16 and 2016-17.
- Averaged 3:43 of shorthanded ice time per game in 2015-16, leading all NHL players that season, and ranked second among all Maple Leafs in total ice time per game with a career-high 22:34.
- Led all Lake Erie defensemen in assists (23), points (31) and plus/minus rating (+4) in his last AHL season in 2013-14.
- Ranked second among Colorado Avalanche skaters in time on ice per game (21:31) in 2012-13.
- Appeared all 13 postseason contests during the 2010 Stanley Cup Playoffs with the Boston Bruins, totaling six assists.
- Set career-high totals in goals (6), assists (21) and points (27) despite playing just 53 games in 2008-09 with Boston.

**Amateur Career | Highlights**

- Played four seasons of college hockey with Michigan, serving as team captain during his senior campaign in 2006-07 and as alternate captain as a junior in 2005-06.
- Named to the NCAA West Second All-American Team in 2007; also selected to the CCHA First All-Star Team (2007), Second All-Star Team (2005, 2006) and CCHA All-Rookie Team (2004).
- Honored as the CCHA's Best Defensive Defenseman in 2006-07.
- Helped Michigan capture the CCHA championship in 2004-05.


**Longest Streaks**

**GOALS** | 2 games | 2x - Last: 2/26/09 vs. ANA to 2/28/09 vs. WSH

**ASSISTS** | 3 games | 2x - Last: 2/12/11 at NSH to 2/16/11 vs. PIT (0+3)

**POINTS** | 6 games | 11/17/08 at TOR to 11/28/08 vs. NYI (3+5)





## NHL FIRSTS

Game: 11/10/07 vs. BUF | Goal: 11/17/08 at TOR | Assist: 12/8/07 at TOR

### Career Stats | Regular Season

SEASON	TEAM	LEAGUE	GP	G	A	P	+/-	PIM	PP	SH	GW	S	S%	GP	G	A	P	PIM
2003-04	Michigan	CCHA	41	1	14	15	14	62	0	0	0	-	-	-	-	-	-	-
	United States	WJC	6	0	0	0	2	0	0	0	0	0	0.0	-	-	-	-	-
2004-05	Michigan	CCHA	40	6	19	25	15	60	3	0	1	-	-	-	-	-	-	-
	United States	WJC	7	0	4	4	-1	0	0	0	0	5	0.0	-	-	-	-	-
2005-06	Michigan	CCHA	41	11	19	30	15	70	6	0	1	-	-	-	-	-	-	-
2006-07	Michigan	CCHA	41	6	21	27	24	64	2	0	1	-	-	-	-	-	-	-
2007-08	Providence	AHL	55	2	21	23	16	49	0	0	1	61	3.3	10	0	5	5	8
	Boston	NHL	13	0	1	1	-1	4	0	0	0	6	0.0	--	--	--	--	--
2008-09	Boston	NHL	53	6	21	27	15	31	0	0	1	58	10.3	1	0	0	0	0
	Providence	AHL	3	0	3	3	-3	0	0	0	0	3	0.0	-	-	-	-	-
2009-10	Boston	NHL	76	6	8	14	-16	32	1	1	1	60	10.0	13	0	6	6	2
2010-11	Boston	NHL	22	1	2	3	4	9	0	0	0	26	3.8	--	--	--	--	--
	Colorado	NHL	51	0	10	10	-19	16	0	0	0	74	0.0	--	--	--	--	--
2011-12	Colorado	NHL	33	3	3	6	-3	8	0	0	0	40	7.5	--	--	--	--	--
2012-13	Colorado	NHL	43	0	6	6	4	16	0	0	0	57	0.0	--	--	--	--	--
	United States	WC	10	2	2	4	9	2	0	0	0	14	14.3	-	-	-	-	-
2013-14	Lake Erie	AHL	52	10	21	31	4	33	4	1	2	93	10.8	--	--	--	--	--
	Colorado	NHL	1	0	0	0	0	0	0	0	0	1	0.0	-	-	-	-	-
2014-15	NY Rangers	NHL	55	2	9	11	17	16	0	0	1	72	2.8	6	0	0	0	0
2015-16	Toronto	NHL	60	2	8	10	-17	32	0	0	1	74	2.7	--	--	--	--	--
2016-17	Toronto	NHL	72	1	18	19	8	18	0	0	0	73	1.4	6	0	1	1	2
2017-18	Pittsburgh	NHL	42	4	6	10	-4	21	0	1	1	52	7.7	--	--	--	--	--
NHL Totals			521	25	92	117	-12	203	1	2	5	593	4.2	26	0	7	7	4

### Playoffs



### Awards & Honors

**International**  
 2004 IIHF World Junior Championship Gold Medal  
 2013 IIHF World Championship Bronze Medal

**Amateur**  
 2004 CCHA All-Rookie Team  
 2005 CCHA Champion  
 2005 CCHA Second All-Star Team  
 2006 CCHA Second All-Star Team  
 2007 NCAA West Second All-American Team  
 2007 CCHA Best Defensive Defenseman  
 2007 CCHA First All-Star Team

## SINGLE-GAME HIGHS

**HAT TRICKS** | 0

N/A

**PENALTY SHOTS** | 0

N/A

**SHOOTOUT STATS**

N/A





**CONTRACT STATUS:**  
Signed through 2020-21 (\$2.75 million AAV)

**CAREER TRANSACTIONS:**

Signed by Buffalo as an unrestricted free agent, July 1, 2018;  
Signed by St. Louis as an unrestricted free agent, July 1, 2016;  
Signed by Nashville as an unrestricted free agent, July 5, 2013;  
Signed by Chicago as an unrestricted free agent, Feb. 24, 2012;  
Signed by San Jose as an unrestricted free agent, June 1, 2010.



# 40

Carter

# HUTTON

KAHR-tuhr HUH-tuhn

**G** **Born** | December 19, 1985 | Thunder Bay, Ontario, Canada  
**Ht** | 6 ft 0 in **Wt** | 198 lbs **Catches** | Left

**2017-18 | NHL Highs**

- 14 | ..... **Man Games Lost**
- 48 | ..... **Most Shots Faced**  
12/16/17 vs. WPG
- 48 | ..... **Most Saves**  
12/16/17 vs. WPG
- 4 | ..... **Longest Winning Streak**  
2x - Last: 1/23/18 vs. OTT  
to 2/3/18 at BUF
- 97:09 | ..... **Longest Shutout Sequence**  
1/23/18 vs. OTT  
to 1/25/18 vs. COL

**HIGHLIGHTS | 2017-18**

- Posted a 17-7-3 record, marking his best career points percentage (.685).
- Led all qualifying NHL goaltenders with a career-best .931 save percentage and 2.09 goals-against average.
- Won four straight starts on two separate occasions: Oct. 10 to Nov. 9 and Jan. 23 to Feb. 3.
- Set the Blues' franchise record for most saves in a shutout with a career-high 48 saves on Dec. 16, 2017 vs. Winnipeg.

**Professional Career | Highlights**

- Has logged a 62-35-16 (.619) record in 113 career starts.
- Is 14-1-5 with a .947 save percentage and a 1.94 goals-against average in his career when facing at least 35 shots.
- Tied a Blues single-season record with four road shutouts in 2016-17 and ranked second in the NHL with a 2.00 road goals-against average; included shutouts in back-to-back starts on Feb. 6, 2017 at Philadelphia and Feb. 15, 2017 at Detroit.
- Appeared in his 100th NHL game on Feb. 15, 2017 at Detroit.
- Earned a point in six consecutive starts (4-0-2) from Jan. 16 to March 9, 2016, posting a 1.48 goals-against average and a .947 save percentage during that span.
- Went 5-0-2 in a seven-appearance span from Jan. 20 to Feb. 22, 2015, logging a .920 save percentage and a 2.04 goals-against average.
- Played in a career-high 40 games in 2013-14 and earned a career-high 20 wins.
- Won each of his last five games of the 2013-14 season, setting a career-best five-game winning streak.

**Hutton | vs NHL**

TEAM	GP	W-LOT	SO	GA	GAA	SV%
Anaheim	4	1-2-1	0	12	3.00	.888
Arizona	6	2-2-1	0	17	3.49	.875
Boston	4	1-2-0	0	9	3.31	.875
Buffalo	5	5-0-0	1	5	0.98	.963
Calgary	7	3-3-1	0	16	2.51	.914
Carolina	5	3-1-0	0	9	2.05	.927
Chicago	3	1-1-1	0	6	1.99	.929
Colorado	6	5-1-0	0	13	2.23	.925
Columbus	2	1-1-0	0	5	3.03	.872
Dallas	9	3-3-2	0	21	2.55	.915
Detroit	3	2-1-0	1	4	1.82	.938
Edmonton	3	0-1-1	0	8	3.61	.879
Florida	3	2-0-0	1	3	1.22	.957
Los Angeles	3	1-1-0	0	8	3.56	.889
Minnesota	6	2-3-1	1	19	4.01	.879
Montreal	4	1-0-2	0	4	1.38	.949
Nashville	5	0-2-1	0	9	2.63	.909
New Jersey	4	2-2-0	0	11	2.70	.888
NY Islanders	2	1-0-0	0	4	2.50	.886
NY Rangers	4	3-0-0	0	5	1.45	.953
Ottawa	5	3-2-0	1	12	2.38	.907
Philadelphia	3	3-0-0	1	6	1.95	.921
Pittsburgh	4	2-0-0	2	1	0.38	.987
San Jose	6	4-1-1	2	8	1.32	.955
St. Louis	6	0-2-3	0	20	3.42	.882
Tampa Bay	3	1-1-0	0	6	3.79	.800
Toronto	3	3-0-0	0	6	1.99	.930
Vancouver	3	1-1-0	0	3	1.32	.955
Vegas	1	1-0-0	0	1	1.00	.970
Washington	6	2-2-1	0	21	3.67	.865
Winnipeg	10	4-4-1	1	18	2.16	.933
<b>NHL Totals</b>	<b>138</b>	<b>63-39-17</b>	<b>11</b>	<b>290</b>	<b>2.42</b>	<b>.915</b>

**Longest Streaks**

**WINNING** | 5 games | 3/21/14 at CGY to 4/13/14 at MIN

**SHUTOUT SEQUENCE** | 130:51 | 2/6/17 at PHI to 3/3/17 at WPG





## NHL FIRSTS

Game: 4/27/13 at STL | Win: 10/20/13 at WPG | Shutout: 4/5/14 at SJS

### Career Stats | Regular Season

SEASON	TEAM	LEAGUE	GP	W	L	OT	SO	GA	SV%	GAA	MIN	GP	W	L	SO	GA	SV%	GAA	MIN
2006-07	UMass-Lowell	H-East	19	3	10	5	1	52	.889	2.84	1,097	-	-	-	-	-	-	-	-
2007-08	UMass-Lowell	H-East	20	7	11	2	2	49	.909	2.48	1,188	-	-	-	-	-	-	-	-
2008-09	UMass-Lowell	H-East	19	9	8	1	3	38	.916	2.06	1,107	-	-	-	-	-	-	-	-
2009-10	UMass-Lowell	H-East	27	13	12	2	4	55	.928	2.04	1,615	-	-	-	-	-	-	-	-
	Adirondack	AHL	4	1	2	0	0	11	.921	2.71	244	-	-	-	-	-	-	-	-
2010-11	Worcester	AHL	22	11	7	0	2	59	.902	3.01	542	-	-	-	-	-	-	-	-
2011-12	Rockford	AHL	43	22	13	0	3	93	.917	2.35	2,372	-	-	-	-	-	-	-	-
	Toledo	ECHL	14	7	7	0	0	43	.900	3.15	819	-	-	-	-	-	-	-	-
2012-13	Rockford	AHL	51	26	22	0	2	132	.908	2.72	2,908	-	-	-	-	-	-	-	-
	Chicago	NHL	1	0	1	0	0	3	.893	3.06	59	--	--	--	--	--	--	--	--
2013-14	Nashville	NHL	40	20	11	4	1	91	.910	2.62	2,085	--	--	--	--	--	--	--	--
2014-15	Nashville	NHL	18	6	7	4	1	44	.902	2.61	1,010	--	--	--	--	--	--	--	--
2015-16	Nashville	NHL	17	7	5	4	2	38	.918	2.33	979	3	0	0	0	1	.667	3.01	20
2016-17	St. Louis	NHL	30	13	8	2	4	58	.913	2.39	1,459	--	--	--	--	--	--	--	--
2017-18	St. Louis	NHL	32	17	7	3	3	56	.931	2.09	1,610	--	--	--	--	--	--	--	--
<b>NHL Totals</b>			<b>138</b>	<b>63</b>	<b>39</b>	<b>17</b>	<b>11</b>	<b>290</b>	<b>.915</b>	<b>2.42</b>	<b>7,201</b>	<b>3</b>	<b>0</b>	<b>0</b>	<b>0</b>	<b>1</b>	<b>.667</b>	<b>3.01</b>	<b>20</b>

### Playoffs

48

12/16/17 vs. WPG  
MOST SHOTS FACED

48

12/16/17 vs. WPG  
MOST SAVES

48

12/16/17 vs. WPG  
MOST SAVES IN A SHUTOUT

## SINGLE-GAME HIGHS

### SHUTOUTS | 11

Date	Opponent	Score	Saves
April 5, 2014	at San Jose	3-0	35
Feb. 1, 2015	at Pittsburgh	4-0	21
Jan. 16, 2016	vs. Minnesota	3-0	29
Feb. 13, 2016	at Florida	5-0	22
Jan. 14, 2017	at San Jose	4-0	23
Jan. 24, 2017	at Pittsburgh	3-0	34
Feb. 6, 2017	at Philadelphia	2-0	26
Feb. 15, 2017	at Detroit	2-0	25
Dec. 16, 2017	vs. Winnipeg	2-0	48
Jan. 23, 2018	vs. Ottawa	3-0	25
Feb. 3, 2018	at Buffalo	1-0	27

### PENALTY SHOTS | 2-FOR-3

12/27/13 at DAL | vs. Antoine Roussel | Save  
1/9/16 at ARI | vs. Anthony Duclair | Save  
2/13/18 at NSH | vs. Filip Forsberg | Goal

### SHOOTOUT STATS

15 Goals Against | 47 Shots Against | .681 SV% | 8-5 Record

### Amateur Highlights

- Finished his collegiate career at UMass-Lowell (Hockey East) as the school's all-time leader in goals-against average (2.33), save percentage (.913) and shutouts (10).
- Ranked third among NCAA goaltenders in save percentage (.928) and fourth in goals-against average (2.04) as senior; earned a spot on the 2010 Hockey East Second All-Star Team and was named a New England Hockey Writer's Division I All-Star and team MVP.
- Allowed two goals or fewer in 13 of his 18 starts as a junior in 2008-09, ranking ninth in the nation in goals-against average (2.06).
- Named to the Hockey East All-Academic Team as a sophomore in 2007-08.
- Won back-to-back Superior International Junior Hockey League titles in 2005 and 2006 as a member of the Fort William North Stars, posting a career record of 43-1-0 with a 1.72 goals-against average, a .926 save percentage and 12 shutouts; earned SIJHL Best Goaltender honors in 2005-06.

### Awards & Honors

#### Amateur

2008 Hockey East All-Academic Team  
2010 Hockey East Second All-Star Team



**CONTRACT STATUS:**  
Signed through 2018-19 (\$1.475 million AAV)



**CAREER TRANSACTIONS:**  
Acquired by Buffalo from Minnesota with Matt Hackett, a first-round pick in the 2013 NHL Draft and a second-round pick in the 2014 NHL Draft in exchange for Jason Pominville and a fourth-round pick in the 2014 NHL Draft, April 3, 2013; Selected by Minnesota in the second round (56th overall) of the 2010 NHL Draft.



# 22

# Johan LARSSON

YOH-hahn LAHR-suhn

**C** **Born** | July 25, 1992 | Lau, Sweden  
**Ht** | 5 ft 11 in **Wt** | 202 lbs **Shoots** | Left

## 2017-18 | NHL Highs

0	.....	<b>Man Games Lost</b>
1	.....	<b>Most Goals</b> 4x - Last: 3/5/18 vs. TOR
2	.....	<b>Most Assists</b> 2/22/18 at DET
2	.....	<b>Most Points</b> 3x - Last: 3/5/18 vs. TOR (1+1)
5	.....	<b>Most Shots</b> 10/15/17 at ANA
20:30	.....	<b>Highest TOI</b> 3/5/18 vs. TOR

## Larsson | vs NHL

TEAM	GP	G	A	P	PIM
Anaheim	5	1	2	3	4
Arizona	7	0	1	1	2
Boston	15	0	2	2	9
Buffalo	0	0	0	0	0
Calgary	6	2	1	3	4
Carolina	8	3	2	5	12
Chicago	6	1	1	2	4
Colorado	6	1	2	3	6
Columbus	9	0	1	1	0
Dallas	6	0	1	1	0
Detroit	16	1	3	4	8
Edmonton	7	0	1	1	0
Florida	13	1	2	3	25
Los Angeles	6	0	1	1	2
Minnesota	8	2	1	3	0
Montreal	10	1	0	1	4
Nashville	6	0	1	1	4
New Jersey	12	1	0	1	2
NY Islanders	10	1	0	1	2
NY Rangers	11	2	1	3	0
Ottawa	14	0	2	2	6
Philadelphia	9	0	3	3	2
Pittsburgh	10	0	2	2	2
San Jose	5	1	0	1	7
St. Louis	5	0	0	0	0
Tampa Bay	12	0	2	2	8
Toronto	11	4	6	10	6
Vancouver	7	1	0	1	2
Vegas	2	0	0	0	0
Washington	11	2	0	2	6
Winnipeg	5	1	1	2	0
<b>NHL Totals</b>	<b>258</b>	<b>26</b>	<b>39</b>	<b>65</b>	<b>127</b>

## HIGHLIGHTS | 2017-18

- Set career-high totals in games played (80) and assists (13) and matched his best career total with 17 points.
- Scored his first career shorthanded goal on Jan. 25 at Vancouver.
- Tied a career high with two assists on Feb. 22 vs. Toronto.

## Professional Career | Highlights

- In his five seasons with the Sabres, the team is 17-5-3 when he scores and 30-17-9 when he records a point.
- Five of his 10 goals in 2015-16 were game-winners, tying Jack Eichel for the Sabres' team lead.
- Played in his 100th NHL game on Dec. 26, 2015 at Boston.
- Led all Rochester Americans skaters with .91 points per game and a plus-12 rating, tied for second on the team with 15 goals, and ranked third with 40 points during his second AHL season in 2014-15.
- Averaged a point per game with a team-high three assists as a rookie for the Americans during the 2013 Calder Cup Playoffs.
- Named SHL Rookie of the Year and Swedish Junior Hockey Player of the Year in 2012 after ranking third among Brynäs skaters with 36 points (12+24) in 49 SHL games.
- Recorded 10 points (2+8) in 16 playoff contests to help Brynäs claim the 2012 Le Mat Trophy as Swedish champions.

## Amateur Career | Highlights

- Earned three medals during his amateur career in Sweden, including a SuperElit title in 2009 and a SuperElit silver medal in 2010.
- Led all SuperElit players in faceoff percentage in 2008-09 and 2009-10.
- Was named the MVP of the playoffs after leading Brynäs to a U18 Allsvenskan title in 2010 with eight points (4+4) in four playoff games.

## Longest Streaks

**GOALS** | 2 games | 2x - Last: 3/3/16 vs. CGY to 3/5/16 vs. MIN

**ASSISTS** | 3 games | 3/23/15 at DAL to 3/28/15 at COL

**POINTS** | 4 games | 3/29/16 at PIT to 4/5/16 at NJD (3+3)





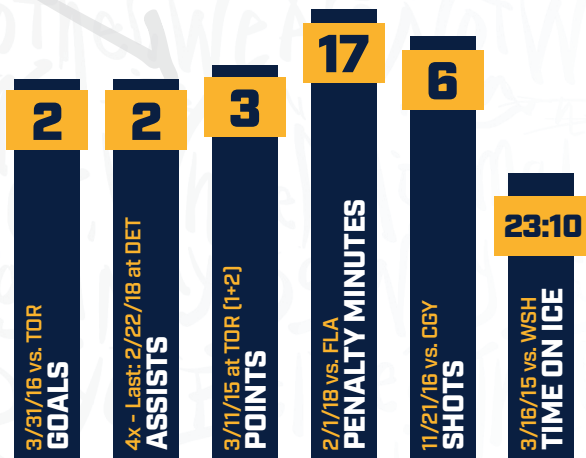
## NHL FIRSTS

Game: 2/17/13 vs. DET | Goal: 12/20/14 vs. COL | Assist: 11/2/13 vs. ANA

### Career Stats | Regular Season

SEASON	TEAM	LEAGUE	GP	G	A	P	+/-	PIM	PP	SH	GW	S	S%	GP	G	A	P	PIM
2008-09	Brynäs Jr.	SWE-Jr.	33	4	5	9	-	55	-	-	-	-	-	5	0	0	0	2
	Brynäs U18	SWE-U18-2	7	3	3	6	-	49	-	-	-	-	-	-	-	-	-	-
	Brynäs U18	SWE-U18	4	3	1	4	-	27	-	-	-	-	-	3	0	3	3	2
2009-10	Brynäs Jr.	SWE-Jr.	40	15	19	34	-	80	-	-	-	-	-	5	1	1	2	2
	Sweden	WJ18	5	6	8	14	-	0	-	-	-	-	-	-	-	-	-	-
	Brynäs U18	SWE-U18-2	3	1	1	2	-	2	-	-	-	-	-	4	4	4	8	6
2010-11	Brynäs U18	SWE-U18	1	0	0	0	-	0	-	-	-	-	-	-	-	-	-	-
	Brynäs	SHL	43	4	4	8	3	18	-	-	-	-	-	5	0	2	2	4
	Brynäs Jr.	SWE-Jr.	10	6	9	15	-	8	-	-	-	-	-	1	0	0	0	0
2011-12	Sweden	WJC	6	1	3	4	0	4	1	0	0	-	-	-	-	-	-	-
	Brynäs	SHL	49	12	24	36	-10	34	-	-	-	-	-	16	2	8	10	16
	Sweden	WC	7	0	2	2	-2	0	0	0	0	-	-	-	-	-	-	-
2012-13	Sweden	WJC	6	0	6	6	3	0	-	-	-	-	-	-	-	-	-	-
	Houston	AHL	62	15	22	37	0	38	6	1	4	89	16.9	-	-	-	-	-
	Vasteras	SWE-1	8	1	1	2	-1	10	-	-	-	-	-	-	-	-	-	-
2013-14	Rochester	AHL	7	1	3	4	-2	2	0	0	0	10	10.0	3	0	3	3	6
	Minnesota	NHL	1	0	0	0	0	0	0	0	0	2	0.0	--	--	--	--	--
	Rochester	AHL	51	15	26	41	7	75	5	0	2	117	12.8	5	1	2	3	4
2014-15	Buffalo	NHL	28	0	4	4	0	19	0	0	0	21	0.0	--	--	--	--	--
	Rochester	AHL	44	15	25	40	12	38	3	0	1	116	12.9	-	-	-	-	-
2015-16	Buffalo	NHL	39	6	10	16	0	12	1	0	0	50	12.0	--	--	--	--	--
	Buffalo	NHL	74	10	7	17	-4	27	1	0	5	95	10.5	--	--	--	--	--
2016-17	Buffalo	NHL	36	6	5	11	-7	20	1	0	2	49	12.2	--	--	--	--	--
	Buffalo	NHL	80	4	13	17	-30	49	0	1	0	86	4.7	--	--	--	--	--
2017-18	Buffalo	NHL	80	4	13	17	-30	49	0	1	0	86	4.7	--	--	--	--	--
	Sweden	WC	10	0	1	1	1	2	0	0	0	9	0.0	-	-	-	-	-
<b>NHL Totals</b>			<b>258</b>	<b>26</b>	<b>39</b>	<b>65</b>	<b>-41</b>	<b>127</b>	<b>3</b>	<b>1</b>	<b>7</b>	<b>303</b>	<b>8.6</b>	--	--	--	--	--
<b>Buffalo Totals</b>			<b>257</b>	<b>26</b>	<b>39</b>	<b>65</b>	<b>-41</b>	<b>127</b>	<b>3</b>	<b>1</b>	<b>7</b>	<b>301</b>	<b>8.6</b>	--	--	--	--	--

### Playoffs



## SINGLE-GAME HIGHS

**HAT TRICKS** | 0  
N/A

**PENALTY SHOTS** | 0  
N/A

**SHOOTOUT STATS**  
N/A

### International | Highlights

- Won a gold medal with Sweden at the 2018 IIHF World Championship in Denmark.
- Represented Sweden at the 2012 IIHF World Championship, recording two assists in seven games.
- Captained Sweden to a gold medal at the 2012 IIHF World Junior Championship in Alberta, Canada, posting six assists in six games.
- Registered four points (1+3) in six contests at the 2011 IIHF World Junior Championship in Buffalo, helping Sweden to a fourth-place finish.
- Ranked second in scoring as Sweden's captain at the 2010 IIHF U18 World Junior Championship in Minsk, netting 14 points (6+8) in five games; earned a silver medal and a tournament First-Team All-Star selection for his performance.


### Awards & Honors

**Professional**  
2012 SHL Championship  
2012 SHL Rookie of the Year  
2012 Swedish Jr. Hockey Player of the Year

**International**  
2010 IIHF U18 World Championship Silver Medal  
2010 IIHF U18 World Championship All-Star Team  
2010 IIHF U18 World Championship Top 3 Player (Sweden)  
2011 IIHF World Junior Championship Top 3 Player (Sweden)  
2012 IIHF World Junior Championship Gold Medal  
2018 IIHF World Championship Gold Medal

**Amateur**  
2009 SuperElit Gold Medal  
2010 SuperElit Silver Medal  
2010 U18 Allsvenskan Gold Medal  
2010 U18 Allsvenskan Playoffs MVP





**CONTRACT STATUS:**  
Signed through 2018-19 (\$1.6 million AAV)

**CAREER TRANSACTIONS:**  
Selected by Buffalo in the second round (44th overall) of the 2012 NHL Draft.



# 19

# Jake McCABE

JAYK muh-KAYB

**D** **Born** | October 12, 1993 | Eau Claire, Wisconsin, United States  
**Ht** | 6 ft 1 in **Wt** | 206 lbs **Shoots** | Left

## 2017-18 | NHL Highs

29	.....	<b>Man Games Lost</b>
1	.....	<b>Most Goals</b> 3x - Last: 1/30/18 vs. NJD
2	.....	<b>Most Assists</b> 2x - Last: 12/15/17 vs. CAR
3	.....	<b>Most Points</b> 12/15/17 vs. CAR (1+2)
4	.....	<b>Most Shots</b> 1/7/18 at PHI
25:20	.....	<b>Highest TOI</b> 1/22/18 at CGY

## McCabe | vs NHL

TEAM	GP	G	A	P	PIM
Anaheim	6	1	1	2	0
Arizona	5	0	3	3	4
Boston	10	0	3	3	21
Buffalo	0	0	0	0	0
Calgary	5	0	0	0	6
Carolina	9	1	3	4	2
Chicago	5	0	1	1	0
Colorado	4	1	2	3	0
Columbus	10	1	2	3	2
Dallas	5	1	0	1	2
Detroit	13	0	1	1	4
Edmonton	6	0	2	2	8
Florida	10	1	0	1	9
Los Angeles	5	0	1	1	0
Minnesota	6	0	2	2	0
Montreal	9	0	2	2	2
Nashville	4	1	2	3	0
New Jersey	9	1	1	2	6
NY Islanders	9	0	2	2	2
NY Rangers	8	0	1	1	0
Ottawa	9	0	2	2	0
Philadelphia	10	1	2	3	23
Pittsburgh	9	1	0	1	2
San Jose	6	0	0	0	2
St. Louis	7	0	0	0	6
Tampa Bay	8	0	0	0	0
Toronto	9	0	2	2	10
Vancouver	5	0	0	0	2
Vegas	1	0	0	0	0
Washington	7	0	0	0	5
Winnipeg	6	0	2	2	0
<b>NHL Totals</b>	<b>215</b>	<b>10</b>	<b>37</b>	<b>47</b>	<b>118</b>

## HIGHLIGHTS | 2017-18

- Appeared in 53 games before undergoing season-ending surgery to repair an injured shoulder.
- Set a career high with two assists on Oct. 21 at Boston.
- Matched his career high with two assists and added a goal for a career-best three points on Dec. 15 vs. Carolina.

## Professional Career | Highlights

- In his five seasons with the Sabres, the team is 26-10-6 when he records a point.
- Set career highs in assists (17) and points (20) in 2016-17.
- Played in his 100th NHL game on Nov. 11, 2016 vs. New Jersey.
- Averaged 19:07 of ice time per game in 2015-16, the seventh-highest average ice time by a Sabres rookie since the league began tracking time on ice in the 1997-98 season.
- Led all Rochester Americans rookies in scoring in 2014-15 and finished sixth among all first-year AHL defensemen, also leading all Amerks defensemen with .51 points per game.

## Amateur Career | Highlights

- Earning All-Big Ten honors by registering a career-high 25 points (8+17) in 33 games at the University of Wisconsin in 2013-14.
- Served as Wisconsin's assistant captain as a junior in 2013-14, ranking fifth on the team in points and tying for third in scoring among Big Ten defensemen.
- Helped the Badgers to a Big Ten conference tournament championship in 2014 and was named a CCM American Hockey Coaches First-Team West All-American.
- Led all Badgers defensemen in points and assists as a sophomore in 2012-13; his 21 points in all competitions placed tied for 12th among all NCAA defensemen and earned him a Third-Team All-WCHA selection, WCHA All-Academic honors and Academic All-Big Ten honors.
- As a freshman in 2011-12, ranked seventh among all Wisconsin skaters in points (12).

## Longest Streaks

**GOALS** | N/A

**ASSISTS** | 3 games | 2/26/17 at ARI to 3/2/17 vs. ARI

**POINTS** | 3 games | 2x - LAST: 2/26/17 at ARI to 3/2/17 vs. ARI (1+3)





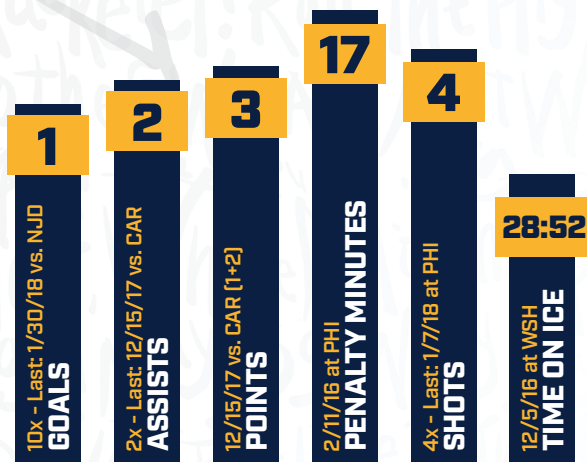
## NHL FIRSTS

Game: 4/3/14 at STL | Goal: 10/15/15 at FLA | Assist: 4/13/14 vs. NYI

### Career Stats | Regular Season

SEASON	TEAM	LEAGUE	GP	G	A	P	+/-	PIM	PP	SH	GW	S	S%	GP	G	A	P	PIM
2008-09	Eau Claire	Wisc. HS	23	2	20	22	-	16	-	-	-	-	-	-	-	-	-	-
	Wisconsin	UMHSEL	22	3	7	10	-	-	-	-	-	-	-	-	-	-	-	-
2009-10	USNDTP	USHL	35	0	5	5	-10	34	0	0	0	24	0.0	-	-	-	-	-
	USNDTP	U-17	16	0	3	3	-	16	0	0	0	-	-	-	-	-	-	-
	USNDTP	U-18	1	0	0	0	-	2	0	0	0	-	-	-	-	-	-	-
2010-11	USNDTP	USHL	19	2	4	6	6	4	0	0	0	9	22.2	-	-	-	-	-
	USNDTP	U-18	27	2	8	10	-	10	-	-	-	-	-	-	-	-	-	-
2011-12	Wisconsin	WCHA	26	3	9	12	-	12	2	0	2	-	-	-	-	-	-	-
2012-13	Wisconsin	WCHA	38	3	18	21	-	50	2	0	0	-	-	-	-	-	-	-
	United States	WJC	7	3	3	6	9	16	0	0	1	-	-	-	-	-	-	-
2013-14	Wisconsin	Big Ten	36	8	17	25	-	53	3	1	2	-	-	-	-	-	-	-
	<b>Buffalo</b>	<b>NHL</b>	<b>7</b>	<b>0</b>	<b>1</b>	<b>1</b>	<b>-3</b>	<b>15</b>	<b>0</b>	<b>0</b>	<b>0</b>	<b>1</b>	<b>0.0</b>	--	--	--	--	--
	United States	WC	7	0	0	0	-2	2	0	0	0	7	0.0	-	-	-	-	-
2014-15	Rochester	AHL	57	5	24	29	-3	50	3	0	0	83	6.0	-	-	-	-	-
	<b>Buffalo</b>	<b>NHL</b>	<b>2</b>	<b>0</b>	<b>0</b>	<b>0</b>	<b>0</b>	<b>0</b>	<b>0</b>	<b>0</b>	<b>0</b>	<b>2</b>	<b>0.0</b>	--	--	--	--	--
2015-16	<b>Buffalo</b>	<b>NHL</b>	<b>77</b>	<b>4</b>	<b>10</b>	<b>14</b>	<b>6</b>	<b>51</b>	<b>0</b>	<b>0</b>	<b>0</b>	<b>62</b>	<b>6.5</b>	--	--	--	--	--
	United States	WC	8	1	1	2	-3	0	0	0	0	7	14.3	-	-	-	-	-
	Rochester	AHL	1	0	0	0	0	0	0	0	0	0	0.0	-	-	-	-	-
2016-17	<b>Buffalo</b>	<b>NHL</b>	<b>76</b>	<b>3</b>	<b>17</b>	<b>20</b>	<b>-7</b>	<b>26</b>	<b>1</b>	<b>0</b>	<b>1</b>	<b>79</b>	<b>3.8</b>	--	--	--	--	--
2017-18	<b>Buffalo</b>	<b>NHL</b>	<b>53</b>	<b>3</b>	<b>9</b>	<b>12</b>	<b>-11</b>	<b>26</b>	<b>1</b>	<b>0</b>	<b>0</b>	<b>53</b>	<b>5.7</b>	--	--	--	--	--
<b>NHL Totals</b>			<b>215</b>	<b>10</b>	<b>37</b>	<b>47</b>	<b>-15</b>	<b>118</b>	<b>2</b>	<b>0</b>	<b>1</b>	<b>197</b>	<b>5.1</b>	--	--	--	--	--
<b>Buffalo Totals</b>			<b>215</b>	<b>10</b>	<b>37</b>	<b>47</b>	<b>-15</b>	<b>118</b>	<b>2</b>	<b>0</b>	<b>1</b>	<b>197</b>	<b>5.1</b>	--	--	--	--	--

### Playoffs



## SINGLE-GAME HIGHS

**HAT TRICKS** | 0

N/A

**PENALTY SHOTS** | 0

N/A

**SHOOTOUT STATS**

N/A

### International | Highlights

- Tallied two points (1+1) in eight games for the United States at the 2016 IIHF World Championship in Russia.
- Represented the United States at the 2014 IIHF World Championship in Minsk, Belarus.
- Captained Team USA to a gold medal at the 2013 IIHF World Junior Championship in Ufa, Russia; was named to the media All-Star Team and ranked third in scoring among the tournament's defensemen with three goals and six points.
- Won a gold medal with Team USA at the 2011 IIHF U-18 World Championship in Dresden, Germany.
- Won gold with Team USA at the 2010 U-17 World Hockey Challenge in Ontario, Canada.

### Awards & Honors

#### International

2010 IIHF U17 World Championship Gold Medal  
 2011 IIHF U18 World Championship Gold Medal  
 2013 IIHF World Junior Championship Gold Medal  
 2013 IIHF World Junior Championship All-Star Team  
 2016 IIHF World Championship Top 3 Player (USA)

#### Amateur

2013 WCHA Championship  
 2013 WCHA Third All-Star Team  
 2013 WCHA All-Academic Team  
 2013 Big Ten Championship  
 2013 Big Ten First All-Star Team  
 2013 NCAA West First All-American Team





**CONTRACT STATUS:**  
Signed through 2019-20 (\$925,000 AAV)

**CAREER TRANSACTIONS:**  
Selected by Buffalo in the first round (8th overall) of the 2017 NHL Draft.



# 37 Casey MITTELSTADT

KAY-see MIH-tuhl-stat

**C** **Born** | November 22, 1999 | Eden Prairie, Minnesota, United States  
**Ht** | 6 ft 1 in **Wt** | 202 lbs **Shoots** | Left

## 2017-18 | NHL Highs

0	.....	<b>Man Games Lost</b>
1	.....	<b>Most Goals</b> 4/6/18 at TBL
1	.....	<b>Most Assists</b> 4x - Last: 4/7/18 at FLA
1	.....	<b>Most Points</b> 5x - Last: 4/7/18 at FLA (0+1)
4	.....	<b>Most Shots</b> 4/6/18 at TBL
16:29	.....	<b>Highest TOI</b> 4/4/18 vs. OTT

## HIGHLIGHTS | 2017-18

- Joined the Sabres following the conclusion of the NCAA season, recording points in five of six NHL games to finish the season.
- Recorded his first NHL point with an assist in his NHL debut on March 29 vs. Detroit.
- Played in 34 games during his freshman year at the University of Minnesota, ranking second among all Golden Gophers with 30 points (11+19) in 34 games.
- Ranked fourth among all NCAA freshmen in points per game (.88), earning a spot on the Big Ten All-Freshman Team.
- Helped lead the United States to a bronze medal at the 2018 IIHF World Junior Championship in Buffalo, earning tournament MVP honors after recording 11 points (4+7) in seven games.

## Mittelstadt | vs NHL

TEAM	GP	G	A	P	PIM
Anaheim	0	0	0	0	0
Arizona	0	0	0	0	0
Boston	0	0	0	0	0
Buffalo	0	0	0	0	0
Calgary	0	0	0	0	0
Carolina	0	0	0	0	0
Chicago	0	0	0	0	0
Colorado	0	0	0	0	0
Columbus	0	0	0	0	0
Dallas	0	0	0	0	0
Detroit	1	0	1	1	0
Edmonton	0	0	0	0	0
Florida	1	0	1	1	0
Los Angeles	0	0	0	0	0
Minnesota	0	0	0	0	0
Montreal	0	0	0	0	0
Nashville	1	0	1	1	0
New Jersey	0	0	0	0	0
NY Islanders	0	0	0	0	0
NY Rangers	0	0	0	0	0
Ottawa	1	0	1	1	0
Philadelphia	0	0	0	0	0
Pittsburgh	0	0	0	0	0
San Jose	0	0	0	0	0
St. Louis	0	0	0	0	0
Tampa Bay	1	1	0	1	0
Toronto	1	0	0	0	2
Vancouver	0	0	0	0	0
Vegas	0	0	0	0	0
Washington	0	0	0	0	0
Winnipeg	0	0	0	0	0
<b>NHL Totals</b>	<b>6</b>	<b>1</b>	<b>4</b>	<b>5</b>	<b>2</b>

## Amateur Career | Highlights

- Appeared in his second USHL season in 2016-17, recording 30 points (13+17) in 24 games with the Green Bay Gamblers to lead all USHL players in points per game (1.25).
- Totaled 170 points (65+105) in 75 games in three seasons for Eden Prairie High School, earning Minnesota's Mr. Hockey Award as the state's top high school player following his senior year in 2016-17.
- Was named Player of the Game at the USA Hockey All-American Prospects Game on Sept. 22, 2016 in Philadelphia.
- Made his USHL debut with Team USA in 2015-16, posting two goals in two games.

## International | Highlights

- Represented the United States in his first international competition at the 2016 IIHF Under-18 World Championship in Grand Forks, North Dakota, totaling nine points (4+5) in seven games and earning a bronze medal.

## Longest Streaks

**GOALS** | N/A

**ASSISTS** | **2 games** | 3/29/18 vs. DET to 3/31/18 at NSH

**POINTS** | **3 games** | 4/4/18 vs. OTT to 4/7/18 at FLA (1+2)






## NHL FIRSTS

Game: 3/29/18 vs. DET | Goal: 4/6/18 at TBL | Assist: 3/29/18 vs. DET

### Career Stats | Regular Season

### Playoffs

SEASON	TEAM	LEAGUE	GP	G	A	P	+/-	PIM	PP	SH	GW	S	S%	GP	G	A	P	PIM
2014-15	Eden Prairie	Minn. H.S.	25	22	25	47	-	4	-	-	-	-	-	2	2	1	3	0
2015-16	Eden Prairie	Minn. H.S.	25	22	37	59	-	16	-	-	-	-	-	3	6	3	9	0
	United States	WJ18	7	4	5	9	6	2	0	0	2	13	30.8	-	-	-	-	-
	USNTDP	USHL	2	2	0	2	1	2	1	0	1	4	50.0	-	-	-	-	-
2016-17	Eden Prairie	Minn. H.S.	25	21	43	64	-	8	-	-	-	-	-	2	1	4	5	0
	Green Bay	USHL	24	13	17	30	3	2	5	0	4	61	21.3	-	-	-	-	-
2017-18	Minnesota	Big Ten	34	11	19	30	4	10	4	0	2	95	11.6	-	-	-	-	-
	United States	WJC	7	4	7	11	8	2	0	0	0	24	16.7	-	-	-	-	-
	<b>Buffalo</b>	<b>NHL</b>	<b>6</b>	<b>1</b>	<b>4</b>	<b>5</b>	<b>1</b>	<b>2</b>	<b>1</b>	<b>0</b>	<b>0</b>	<b>9</b>	<b>11.1</b>	<b>--</b>	<b>--</b>	<b>--</b>	<b>--</b>	<b>--</b>
<b>NHL Totals</b>			<b>6</b>	<b>1</b>	<b>4</b>	<b>5</b>	<b>1</b>	<b>2</b>	<b>1</b>	<b>0</b>	<b>0</b>	<b>9</b>	<b>11.1</b>	<b>--</b>	<b>--</b>	<b>--</b>	<b>--</b>	<b>--</b>
<b>Buffalo Totals</b>			<b>6</b>	<b>1</b>	<b>4</b>	<b>5</b>	<b>1</b>	<b>2</b>	<b>1</b>	<b>0</b>	<b>0</b>	<b>9</b>	<b>11.1</b>	<b>--</b>	<b>--</b>	<b>--</b>	<b>--</b>	<b>--</b>



### Awards & Honors

#### International

- 2016 IIHF U18 World Championship Bronze Medal
- 2018 IIHF World Junior Championship Bronze Medal
- 2018 IIHF World Junior Championship MVP
- 2018 IIHF World Junior Championship Best Forward
- 2018 IIHF World Junior Championship All-Star Team
- 2018 IIHF World Junior Championship Top 3 Player (USA)

#### Amateur

- 2016 USHS All-USA Hockey Player of the Year
- 2016 USHS All-USA Hockey First Team
- 2017 USHS All-USA Hockey Player of the Year
- 2017 USHS All-USA Hockey First Team
- 2017 USHS Minnesota Mr. Hockey
- 2018 Big Ten All-Freshman Team

## SINGLE-GAME HIGHS

#### HAT TRICKS | 0

N/A


#### PENALTY SHOTS | 0

N/A

#### SHOOTOUT STATS

N/A





**CONTRACT STATUS:**  
Signed through 2019-20 (\$812,500 AAV)

**CAREER TRANSACTIONS:**  
Signed by Buffalo as an unrestricted free agent,  
March 22, 2016.



# 8

# Casey NELSON

KAY-see NEHL-suhn

**D** **Born** | July 18, 1992 | Wisconsin Rapids, Wisconsin, United States  
**Ht** | 6 ft 1 in **Wt** | 185 lbs **Shoots** | Right

## 2017-18 | NHL Highs

- 1 | ..... **Man Games Lost**
- 1 | ..... **Most Goals**  
3x - Last: 3/26/18 at TOR
- 1 | ..... **Most Assists**  
5x - Last: 2/24/18 at WSH
- 1 | ..... **Most Points**  
8x - Last: 3/26/18 at TOR (1+0)
- 5 | ..... **Most Shots**  
2/1/18 vs. FLA
- 24:13 | ..... **Highest TOI**  
3/2/18 at FLA

## Nelson | vs NHL

TEAM	GP	G	A	P	PIM
Anaheim	1	0	1	1	0
Arizona	1	0	0	0	0
Boston	3	0	0	0	0
Buffalo	0	0	0	0	0
Calgary	2	1	0	1	0
Carolina	0	0	0	0	0
Chicago	0	0	0	0	0
Colorado	1	1	0	1	0
Columbus	0	0	0	0	0
Dallas	1	0	0	0	0
Detroit	4	0	1	1	2
Edmonton	1	0	0	0	0
Florida	3	0	0	0	0
Los Angeles	1	0	0	0	0
Minnesota	0	0	0	0	0
Montreal	3	0	0	0	0
Nashville	2	0	0	0	0
New Jersey	4	0	0	0	6
NY Islanders	2	0	1	1	0
NY Rangers	3	0	0	0	6
Ottawa	5	0	1	1	0
Philadelphia	0	0	0	0	0
Pittsburgh	2	0	2	2	2
San Jose	0	0	0	0	0
St. Louis	2	0	0	0	0
Tampa Bay	3	0	1	1	0
Toronto	6	1	0	1	2
Vancouver	1	0	0	0	0
Vegas	1	0	0	0	2
Washington	2	0	1	1	0
Winnipeg	1	0	1	1	0
<b>NHL Totals</b>	<b>55</b>	<b>3</b>	<b>9</b>	<b>12</b>	<b>20</b>

## HIGHLIGHTS | 2017-18

- Set career-high totals in games played (37), goals (3), assists (5) and points (8).
- Registered his first career shorthanded point with an assist on Feb. 6 vs. Anaheim.
- Scored his first NHL goal while shorthanded on Feb. 11 vs. Colorado; joined Kevin O'Shea as the second player in Sabres history to tally his first career goal while shorthanded.
- Tied his longest career point streak with points in three straight games from Feb. 11 vs. Colorado to Feb. 15 at Ottawa.
- Ranked third among Rochester Americans skaters with a plus-14 rating in 40 AHL games.

## Professional Career | Highlights

- Recorded 21 points (7+14) in 58 appearances for Rochester in his first AHL season in 2016-17.
- Scored his first professional goal in his AHL debut on Oct. 21, 2016 vs. Toronto.
- Tallied four assists in seven NHL games with the Sabres in 2015-16 following the completion of his collegiate career, including an assist in his NHL debut on March 26, 2016 vs. Winnipeg.
- Registered the first multi-point game of his NHL career with two assists on March 29, 2016 at Pittsburgh.

## Amateur Career | Highlights

- Finished his tenure at Minnesota State University ranked 10th on the school's career scoring list for defensemen (NCAA DI era).
- Named the 2016 WCHA Defensive Player of the Year and earned All-WCHA First Team honors after leading all Mavericks defensemen in scoring in 2015-16 and ranking fourth on the team with 22 points (6+16) in 40 games during his junior year.
- Completed his sophomore season at Minnesota State with career highs in goals (7), assists (26) and points (33) while appearing in all 40 games for the Mavericks, ranking third on the team in scoring and earning All-WCHA Second Team and WCHA 2014-15 All-Academic Team selections, as well as the Mavericks' Most Improved Player award.
- His 33 points as a sophomore represented a 28-point increase from his rookie season and were the most by a Minnesota State defenseman in a single-season in the NCAA DI era.

## Longest Streaks

**GOALS** | N/A

**ASSISTS** | 3 games | 3/26/16 vs. WPG to 3/29/16 at PIT

**POINTS** | 3 games | 2x - Last: 2/11/18 vs. COL to 2/15/18 at OTT (1+2)





## NHL FIRSTS

Game: 3/26/16 vs. WPG | Goal: 2/11/18 vs. COL | Assist: 3/26/16 vs. WPG

### Career Stats | Regular Season

SEASON	TEAM	LEAGUE	GP	G	A	P	+/-	PIM	PP	SH	GW	S	S%	GP	G	A	P	PIM
2010-11	Alaska	NAHL	29	1	5	6	-5	8	-	-	-	-	-	-	-	-	-	-
2011-12	Alaska	NAHL	56	1	19	20	2	14	-	-	-	-	-	-	-	-	-	-
2012-13	Johnstown	NAHL	56	10	22	32	-6	42	-	-	-	-	-	2	0	0	0	0
2013-14	Minnesota State	WCHA	19	1	4	5	-	6	0	0	0	34	2.9	-	-	-	-	-
2014-15	Minnesota State	WCHA	40	7	26	33	19	16	4	0	2	-	-	-	-	-	-	-
2015-16	Minnesota State	WCHA	40	6	16	22	14	22	0	0	0	107	5.6	-	-	-	-	-
	<b>Buffalo</b>	<b>NHL</b>	<b>7</b>	<b>0</b>	<b>4</b>	<b>4</b>	<b>1</b>	<b>8</b>	<b>0</b>	<b>0</b>	<b>0</b>	<b>5</b>	<b>0.0</b>	--	--	--	--	--
2016-17	Rochester	AHL	58	7	14	21	-10	24	2	0	0	111	6.3	-	-	-	-	-
	<b>Buffalo</b>	<b>NHL</b>	<b>11</b>	<b>0</b>	<b>0</b>	<b>0</b>	<b>-3</b>	<b>4</b>	<b>0</b>	<b>0</b>	<b>0</b>	<b>10</b>	<b>0.0</b>	--	--	--	--	--
2017-18	Rochester	AHL	40	2	9	11	14	16	0	0	1	75	2.7	1	0	0	0	0
	<b>Buffalo</b>	<b>NHL</b>	<b>37</b>	<b>3</b>	<b>5</b>	<b>8</b>	<b>-14</b>	<b>8</b>	<b>0</b>	<b>1</b>	<b>0</b>	<b>48</b>	<b>6.3</b>	--	--	--	--	--
<b>NHL Totals</b>			<b>55</b>	<b>3</b>	<b>9</b>	<b>12</b>	<b>-16</b>	<b>20</b>	<b>0</b>	<b>1</b>	<b>0</b>	<b>63</b>	<b>4.8</b>	--	--	--	--	--
<b>Buffalo Totals</b>			<b>55</b>	<b>3</b>	<b>9</b>	<b>12</b>	<b>-16</b>	<b>20</b>	<b>0</b>	<b>1</b>	<b>0</b>	<b>63</b>	<b>4.8</b>	--	--	--	--	--

### Playoffs



### Awards & Honors

- Amateur**
- 2013 NAHL Top Prospects Game
  - 2014 WCHA Champion
  - 2015 WCHA Champion
  - 2015 WCHA Second All-Star Team
  - 2016 WCHA Defensive Player of the Year
  - 2016 WCHA First All-Star Team
  - 2016 WCHA All-Tournament Team
  - 2016 WCHA All-Academic Team

## SINGLE-GAME HIGHS

**HAT TRICKS | 0**

N/A

**PENALTY SHOTS | 0**

N/A

**SHOOTOUT STATS**

N/A





**CONTRACT STATUS:**  
Signed through 2022-23 (\$6 million AAV)



**CAREER TRANSACTIONS:**  
Signed by Buffalo as an unrestricted free agent, July 1, 2016;  
Selected by NY Islanders in the first round (seventh overall) of  
the 2006 NHL Draft.

# 21

# Kyle OKPOSO

KIGHL oh-POH-soh

**RW**

**Born** | April 16, 1988 | St. Paul, Minnesota, United States  
**Ht** | 6 ft 0 in **Wt** | 219 lbs **Shoots** | Right

## 2017-18 | NHL Highs

5	.....	<b>Man Games Lost</b>
2	.....	<b>Most Goals</b> 3/31/18 at NSH
3	.....	<b>Most Assists</b> 1/9/18 vs. WPG
3	.....	<b>Most Points</b> 1/9/18 vs. WPG (0+3)
5	.....	<b>Most Shots</b> 4x - Last: 1/9/18 vs. WPG (0+3)
22:15	.....	<b>Highest TOI</b> 1/30/18 vs. NJD

## Okposo | vs NHL

TEAM	GP	G	A	P	PIM
Anaheim	10	5	5	10	2
Arizona	12	4	8	12	16
Boston	31	7	18	25	12
Buffalo	24	3	14	17	16
Calgary	12	2	8	10	20
Carolina	33	7	12	19	12
Chicago	13	6	4	10	4
Colorado	13	2	2	4	8
Columbus	18	7	6	13	4
Dallas	12	6	4	10	6
Detroit	18	5	4	9	6
Edmonton	12	7	7	14	8
Florida	30	7	8	15	20
Los Angeles	13	0	7	7	8
Minnesota	16	3	6	9	12
Montreal	27	4	7	11	12
Nashville	11	6	5	11	2
New Jersey	44	8	15	23	18
NY Islanders	5	1	2	3	2
NY Rangers	43	10	18	28	32
Ottawa	32	8	13	21	12
Philadelphia	42	9	15	24	23
Pittsburgh	43	14	18	32	34
San Jose	12	5	9	14	4
St. Louis	15	3	8	11	2
Tampa Bay	28	6	14	20	23
Toronto	32	6	15	21	22
Vancouver	11	2	9	11	4
Vegas	1	0	0	0	0
Washington	31	11	11	22	16
Winnipeg	26	9	13	22	14
<b>NHL Totals</b>	<b>670</b>	<b>173</b>	<b>285</b>	<b>458</b>	<b>374</b>

## HIGHLIGHTS | 2017-18

- Appeared in his 600th career NHL game on Oct. 20 vs. Vancouver.
- Tied his career-high with three assists on Jan. 9 vs. Winnipeg.
- Recorded three consecutive multi-point games from Jan. 9 vs. Winnipeg to Jan. 18 at NY Rangers, totaling seven points (2+5) in those contests.

## Professional Career | Highlights

- Represented the Sabres at the 2017 NHL All-Star Game in Nashville, tallying one assist for the Atlantic Division team.
- Ranked first or second on the team in scoring in five of his eight full NHL seasons with the New York Islanders.
- Played in his 500th NHL game on Feb. 9, 2016 at Columbus.
- Led all Islanders with career-high totals in goals (27), assists (42) and points (69) in 2013-14; his 54 even-strength points and 32 even-strength assists each ranked 10th in the NHL.
- Scored his 100th NHL goal on Oct. 14, 2014 at NY Rangers.
- Tied for the Islanders' team lead with three goals in the 2013 postseason, adding one assist in six games in his first Stanley Cup Playoff series.

## Amateur Career | Highlights

- Named to the All-WCHA Second Team and WCHA All-Rookie Team in 2006-07 after finishing his first collegiate season ranked second among all University of Minnesota skaters with 19 goals and 40 points in 40 games.
- Was named a USHL First-Team All-Star and earned USHL Rookie of the Year honors after ranking second among Des Moines Buccaneers skaters and sixth in the league with 58 points (27+31) in 50 games during the 2005-06 season.
- Wrapped up his sole USHL season by leading the league in playoff scoring with 16 points (5+11) in 11 games, earning Playoff MVP honors and leading Des Moines to a Clark Cup championship.

## Longest Streaks

**GOALS** | 5 games | 3/24/12 at TBL to 3/31/12 vs. BOS

**ASSISTS** | 5 games | 2/6/16 at DET to 2/13/16 at CAR

**POINTS** | 8 games | 2x - Last: 12/17/13 vs. TBL to 1/2/14 vs. CHI (6+7)





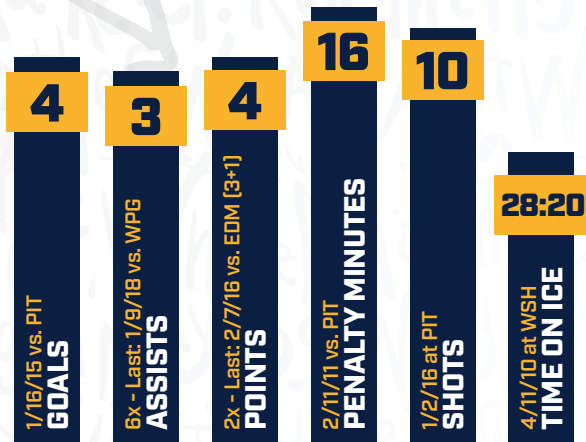
## NHL FIRSTS

Game: 3/18/08 vs. TOR | Goal: 3/21/08 at NJD | Assist: 3/21/08 at NJD

### Career Stats | Regular Season

### Playoffs

SEASON	TEAM	LEAGUE	GP	G	A	P	+/-	PIM	PP	SH	GW	S	%	GP	G	A	P	PIM
2004-05	Shattuck-St. Mary's	Minn.HS	65	47	45	92	-	72	-	-	-	-	-	-	-	-	-	-
	United States	WHC-17	5	2	2	4	-	2	-	-	-	-	-	-	-	-	-	-
2005-06	Des Moines	USHL	50	27	31	58	28	56	4	4	8	-	-	11	5	11	16	8
2006-07	Minnesota	WCHA	40	19	21	40	-	34	6	1	3	-	-	-	-	-	-	-
	United States	WJC	7	0	1	1	-1	12	0	0	0	15	0.0	-	-	-	-	-
2007-08	Bridgeport	AHL	35	9	19	28	0	12	4	0	2	76	11.8	-	-	-	-	-
	Minnesota	WCHA	18	7	4	11	-	6	4	0	1	-	-	-	-	-	-	-
	<b>NY Islanders</b>	<b>NHL</b>	<b>9</b>	<b>2</b>	<b>3</b>	<b>5</b>	<b>3</b>	<b>2</b>	<b>1</b>	<b>0</b>	<b>1</b>	<b>15</b>	<b>13.3</b>	--	--	--	--	--
	United States	WJC	6	1	5	6	2	2	0	0	0	17	5.9	-	-	-	-	-
2008-09	<b>NY Islanders</b>	<b>NHL</b>	<b>65</b>	<b>18</b>	<b>21</b>	<b>39</b>	<b>-6</b>	<b>36</b>	<b>9</b>	<b>0</b>	<b>3</b>	<b>165</b>	<b>10.9</b>	--	--	--	--	--
	United States	WC	9	2	3	5	3	10	1	0	0	22	9.1	-	-	-	-	-
	Bridgeport	AHL	-	-	-	-	-	-	-	-	-	-	-	2	1	0	1	2
2009-10	<b>NY Islanders</b>	<b>NHL</b>	<b>80</b>	<b>19</b>	<b>33</b>	<b>52</b>	<b>-22</b>	<b>34</b>	<b>4</b>	<b>0</b>	<b>4</b>	<b>249</b>	<b>7.6</b>	--	--	--	--	--
	United States	WC	6	1	2	3	2	0	0	0	0	9	11.1	-	-	-	-	-
2010-11	<b>NY Islanders</b>	<b>NHL</b>	<b>38</b>	<b>5</b>	<b>15</b>	<b>20</b>	<b>3</b>	<b>40</b>	<b>0</b>	<b>0</b>	<b>2</b>	<b>72</b>	<b>6.9</b>	--	--	--	--	--
2011-12	<b>NY Islanders</b>	<b>NHL</b>	<b>79</b>	<b>24</b>	<b>21</b>	<b>45</b>	<b>-15</b>	<b>46</b>	<b>3</b>	<b>0</b>	<b>2</b>	<b>152</b>	<b>15.8</b>	--	--	--	--	--
	United States	WC	8	2	1	3	2	0	0	0	0	17	11.8	-	-	-	-	-
2012-13	<b>NY Islanders</b>	<b>NHL</b>	<b>48</b>	<b>4</b>	<b>20</b>	<b>24</b>	<b>-2</b>	<b>38</b>	<b>0</b>	<b>0</b>	<b>0</b>	<b>101</b>	<b>4.0</b>	<b>6</b>	<b>3</b>	<b>1</b>	<b>4</b>	<b>5</b>
2013-14	<b>NY Islanders</b>	<b>NHL</b>	<b>71</b>	<b>27</b>	<b>42</b>	<b>69</b>	<b>-9</b>	<b>51</b>	<b>5</b>	<b>0</b>	<b>4</b>	<b>195</b>	<b>13.8</b>	--	--	--	--	--
2014-15	<b>NY Islanders</b>	<b>NHL</b>	<b>60</b>	<b>18</b>	<b>33</b>	<b>51</b>	<b>-8</b>	<b>12</b>	<b>6</b>	<b>0</b>	<b>2</b>	<b>195</b>	<b>9.2</b>	<b>7</b>	<b>2</b>	<b>1</b>	<b>3</b>	<b>2</b>
2015-16	<b>NY Islanders</b>	<b>NHL</b>	<b>79</b>	<b>22</b>	<b>42</b>	<b>64</b>	<b>-4</b>	<b>51</b>	<b>7</b>	<b>0</b>	<b>4</b>	<b>202</b>	<b>10.9</b>	<b>11</b>	<b>2</b>	<b>6</b>	<b>8</b>	<b>4</b>
2016-17	<b>Buffalo</b>	<b>NHL</b>	<b>65</b>	<b>19</b>	<b>26</b>	<b>45</b>	<b>-7</b>	<b>24</b>	<b>7</b>	<b>0</b>	<b>2</b>	<b>156</b>	<b>12.2</b>	--	--	--	--	--
2017-18	<b>Buffalo</b>	<b>NHL</b>	<b>76</b>	<b>15</b>	<b>29</b>	<b>44</b>	<b>-34</b>	<b>40</b>	<b>6</b>	<b>0</b>	<b>2</b>	<b>161</b>	<b>9.3</b>	--	--	--	--	--
<b>NHL Totals</b>			<b>670</b>	<b>173</b>	<b>285</b>	<b>458</b>	<b>-101</b>	<b>374</b>	<b>48</b>	<b>0</b>	<b>26</b>	<b>1,663</b>	<b>10.4</b>	<b>24</b>	<b>7</b>	<b>8</b>	<b>15</b>	<b>11</b>
<b>Buffalo Totals</b>			<b>141</b>	<b>34</b>	<b>55</b>	<b>89</b>	<b>-41</b>	<b>64</b>	<b>13</b>	<b>0</b>	<b>4</b>	<b>317</b>	<b>10.7</b>	--	--	--	--	--



## SINGLE-GAME HIGHS

### HAT TRICKS | 2

1/16/15 vs. PIT | vs. Marc-Andre Fleury  
2/7/16 vs. EDM | vs. Cam Talbot (2), Anders Nilsson (1)

### PENALTY SHOTS | 0-FOR-2

10/10/08 at NDJ | vs. Martin Brodeur | Unsuccessful  
1/19/1 at PIT | vs. Brent Johnson | Unsuccessful

### SHOOTOUT STATS

14 Goals | 42 Attempts | 33.3 PCT | 9 GDG

### International | Highlights

- Has represented the United States at the IIHF World Championship on three separate occasions (2009, 2010, 2012).
- Recorded six points (1+5) in six games at the 2008 IIHF World Junior Championship in the Czech Republic.
- Won a bronze medal as an 18-year-old at the 2007 IIHF World Junior Championship in Sweden.


### Awards & Honors

**Professional**  
2017 NHL All-Star Game

**International**  
2007 IIHF World Junior Championship Bronze Medal

**Amateur**  
2006 Clark Cup Champion (USHL)  
2006 Clark Cup Playoff MVP  
2006 USHL First All-Star Team  
2006 USHL Rookie of the Year  
2007 WCHA Champion  
2007 WCHA Second All-Star Team  
2007 WCHA All-Rookie Team





**CONTRACT STATUS:**  
Signed through 2018-19 (\$5.6 million AAV)

**CAREER TRANSACTIONS:**  
Acquired by Buffalo from Minnesota with Marco Scandella and a fourth-round pick in the 2018 NHL Draft in exchange for Tyler Ennis, Marcus Foligno and a third-round pick in the 2018 NHL Draft, June 30, 2017; Acquired by Minnesota from Buffalo with a fourth-round pick in the 2014 NHL Draft in exchange for Matt Hackett, Johan Larsson, a first-round pick in the 2013 NHL Draft and a second-round pick in the 2014 NHL Draft, April 3, 2013; Selected by Buffalo in the second round (55th overall) of the 2001 NHL Draft.



# 29

# Jason POMINVILLE

JAY-suhn PAH-mihn-vihl

**RW**

**Born** | November 30, 1982 | Repentigny, Quebec, Canada  
**Ht** | 5 ft 11 in **Wt** | 180 lbs **Shoots** | Right

## 2017-18 | NHL Highs

0	..... <b>Man Games Lost</b>
2	..... <b>Most Goals</b> 2x - Last: 10/12/18 at SJS
2	..... <b>Most Assists</b> 3x - Last: 1/5/18 at WPG
2	..... <b>Most Points</b> 8x - Last: 3/5/18 vs. TOR (1+1)
7	..... <b>Most Shots</b> 2/28/18 at TBL
19:08	..... <b>Highest TOI</b> 10/28/17 vs. SJS

## Pominville | vs NHL

TEAM	GP	G	A	P	PIM
Anaheim	22	4	11	15	0
Arizona	22	5	12	17	2
Boston	61	21	28	49	12
Buffalo	8	2	5	7	0
Calgary	22	3	5	8	14
Carolina	40	14	15	29	10
Chicago	27	12	9	21	0
Colorado	28	7	12	19	0
Columbus	20	8	5	13	2
Dallas	26	3	8	11	6
Detroit	21	2	12	14	2
Edmonton	20	4	9	13	2
Florida	42	16	23	39	14
Los Angeles	20	4	13	17	0
Minnesota	8	1	4	5	0
Montreal	60	15	23	38	16
Nashville	27	8	9	17	0
New Jersey	36	11	10	21	8
NY Islanders	38	7	23	30	12
NY Rangers	39	10	10	20	2
Ottawa	57	12	18	30	22
Philadelphia	39	12	18	30	6
Pittsburgh	40	12	15	27	21
San Jose	23	7	11	18	0
St. Louis	28	4	8	12	4
Tampa Bay	41	18	24	42	14
Toronto	62	22	33	55	12
Vancouver	20	5	4	9	0
Vegas	2	0	2	2	0
Washington	41	12	16	28	4
Winnipeg	47	16	24	40	10
<b>NHL Totals</b>	<b>987</b>	<b>277</b>	<b>419</b>	<b>696</b>	<b>195</b>

## HIGHLIGHTS | 2017-18

- Moved up the franchise's all-time leaderboard to rank 12th in regular-season games played (660), eighth in assists (289), 11th in points (490) and tied for fifth in shots (1,774).
- Appeared in all 82 games for the eighth time of his career.
- Topped the 30-point mark for the 13th consecutive season.
- Opened the season with 12 points (6+6) in 12 games and closed it with points in six of seven games (4+2).

## Professional Career | Highlights

- Has ranked first or second on his team in points in six of his 11 full NHL seasons spent with one team.
- Is one of 12 players in Sabres history to have scored 50 or more points in six or more seasons with the team.
- Ranks seventh in Sabres franchise history with 10 career shorthanded goals.
- Skated in his 900th career NHL game on March 30, 2017 vs. Ottawa.
- Led all Minnesota Wild skaters in goals (4) and points (7) in six postseason contests in 2016.
- Tallied his 600th career NHL point with a goal on Feb. 2, 2016 at NY Islanders.
- Tied for 16th in the NHL in goals (30) in 2013-14, reaching the 30-goal mark for third time in his career.
- Became the 16th full-time captain in Sabres history in 2011-12 after finishing the 2007-08 season as Buffalo's captain in the months of March and April.
- Represented the Sabres at the 2012 NHL All-Star Game in Ottawa.
- Was named a finalist for the Lady Byng Memorial Trophy following the 2007-08 season.
- Played in 336 consecutive regular-season games for Buffalo from April 8, 2006 at Ottawa to Oct. 11, 2010 vs. Chicago, including four straight 82-game seasons.
- Led all NHL rookies in playoff scoring with 10 points (5+5) in 18 games during the 2006 postseason, including a shorthanded overtime series winning goal on May 13, 2006 at Ottawa.


## Longest Streaks

**GOALS** | 6 games | 10/20/06 vs. CAR to 11/2/06 at BOS

**ASSISTS** | 8 games | 3/17/09 at OTT to 4/3/09 at WSH

**POINTS** | 10 games | 2/17/08 vs. PIT to 3/5/08 vs. WSH (6+6)





## NHL FIRSTS

Game: 12/27/03 at WSH | Goal: 11/27/05 at WSH | Assist: 12/1/05 at MTL

### Career Stats | Regular Season

SEASON	TEAM	LEAGUE	GP	G	A	P	+/-	PIM	PP	SH	GW	S	S%	GP	G	A	P	PIM
1998-99	Shawinigan	QMJHL	2	0	0	0	-	0	0	0	0	0	0.0	-	-	-	-	-
1999-00	Shawinigan	QMJHL	60	4	17	21	-	12	0	0	2	44	9.1	13	2	3	5	0
2000-01	Shawinigan	QMJHL	71	46	67	113	-	24	18	0	5	241	19.1	10	6	6	12	0
2001-02	Shawinigan	QMJHL	66	57	64	121	-	32	16	0	10	300	19.0	2	0	0	0	0
2002-03	Rochester	AHL	73	13	21	34	5	16	3	0	2	138	9.4	3	1	1	2	0
2003-04	Rochester	AHL	66	34	30	64	-1	30	22	0	4	227	15.0	16	9	10	19	6
	<b>Buffalo</b>	<b>NHL</b>	<b>1</b>	<b>0</b>	<b>0</b>	<b>0</b>	<b>0</b>	<b>0</b>	<b>0</b>	<b>0</b>	<b>0</b>	<b>3</b>	<b>0.0</b>	--	--	--	--	--
2004-05	Rochester	AHL	78	30	38	68	1	43	11	0	7	266	11.3	0	0	0	0	0
<b>2005-06</b>	<b>Buffalo</b>	<b>NHL</b>	<b>57</b>	<b>18</b>	<b>12</b>	<b>30</b>	<b>-4</b>	<b>22</b>	<b>10</b>	<b>2</b>	<b>2</b>	<b>124</b>	<b>14.5</b>	<b>18</b>	<b>5</b>	<b>5</b>	<b>10</b>	<b>8</b>
	Rochester	AHL	18	19	7	26	2	11	9	1	1	78	24.4	0	0	0	0	0
<b>2006-07</b>	<b>Buffalo</b>	<b>NHL</b>	<b>82</b>	<b>34</b>	<b>34</b>	<b>68</b>	<b>25</b>	<b>30</b>	<b>2</b>	<b>2</b>	<b>5</b>	<b>212</b>	<b>16.0</b>	<b>16</b>	<b>4</b>	<b>6</b>	<b>10</b>	<b>0</b>
<b>2007-08</b>	<b>Buffalo</b>	<b>NHL</b>	<b>82</b>	<b>27</b>	<b>53</b>	<b>80</b>	<b>16</b>	<b>20</b>	<b>2</b>	<b>1</b>	<b>1</b>	<b>232</b>	<b>11.6</b>	--	--	--	--	--
	USA	WC	7	2	3	5	1	0	2	0	0	23	8.7	-	-	-	-	-
<b>2008-09</b>	<b>Buffalo</b>	<b>NHL</b>	<b>82</b>	<b>20</b>	<b>46</b>	<b>66</b>	<b>-4</b>	<b>18</b>	<b>6</b>	<b>1</b>	<b>2</b>	<b>239</b>	<b>8.4</b>	--	--	--	--	--
<b>2009-10</b>	<b>Buffalo</b>	<b>NHL</b>	<b>82</b>	<b>24</b>	<b>38</b>	<b>62</b>	<b>13</b>	<b>22</b>	<b>8</b>	<b>0</b>	<b>2</b>	<b>252</b>	<b>9.5</b>	<b>6</b>	<b>2</b>	<b>2</b>	<b>4</b>	<b>2</b>
<b>2010-11</b>	<b>Buffalo</b>	<b>NHL</b>	<b>73</b>	<b>22</b>	<b>30</b>	<b>52</b>	<b>1</b>	<b>15</b>	<b>5</b>	<b>1</b>	<b>2</b>	<b>215</b>	<b>10.2</b>	<b>5</b>	<b>1</b>	<b>3</b>	<b>4</b>	<b>2</b>
<b>2011-12</b>	<b>Buffalo</b>	<b>NHL</b>	<b>82</b>	<b>30</b>	<b>43</b>	<b>73</b>	<b>-7</b>	<b>12</b>	<b>8</b>	<b>2</b>	<b>5</b>	<b>235</b>	<b>12.8</b>	--	--	--	--	--
<b>2012-13</b>	<b>Buffalo</b>	<b>NHL</b>	<b>37</b>	<b>10</b>	<b>15</b>	<b>25</b>	<b>1</b>	<b>8</b>	<b>1</b>	<b>1</b>	<b>1</b>	<b>94</b>	<b>10.6</b>	--	--	--	--	--
	Minnesota	NHL	10	4	5	9	0	0	1	0	1	24	16.7	2	0	0	0	0
	Mannheim	DEL	7	5	12	-	0	-	-	-	-	-	-	-	-	-	-	-
<b>2013-14</b>	<b>Minnesota</b>	<b>NHL</b>	<b>82</b>	<b>30</b>	<b>30</b>	<b>60</b>	<b>3</b>	<b>16</b>	<b>7</b>	<b>0</b>	<b>5</b>	<b>226</b>	<b>13.3</b>	<b>13</b>	<b>2</b>	<b>7</b>	<b>9</b>	<b>0</b>
<b>2014-15</b>	<b>Minnesota</b>	<b>NHL</b>	<b>82</b>	<b>18</b>	<b>36</b>	<b>54</b>	<b>9</b>	<b>8</b>	<b>3</b>	<b>0</b>	<b>4</b>	<b>252</b>	<b>7.1</b>	<b>10</b>	<b>3</b>	<b>3</b>	<b>6</b>	<b>0</b>
<b>2015-16</b>	<b>Minnesota</b>	<b>NHL</b>	<b>75</b>	<b>11</b>	<b>25</b>	<b>36</b>	<b>10</b>	<b>12</b>	<b>3</b>	<b>0</b>	<b>2</b>	<b>187</b>	<b>5.9</b>	<b>6</b>	<b>4</b>	<b>3</b>	<b>7</b>	<b>6</b>
<b>2016-17</b>	<b>Minnesota</b>	<b>NHL</b>	<b>78</b>	<b>13</b>	<b>34</b>	<b>47</b>	<b>2</b>	<b>4</b>	<b>0</b>	<b>0</b>	<b>2</b>	<b>176</b>	<b>7.4</b>	<b>5</b>	<b>0</b>	<b>1</b>	<b>1</b>	<b>0</b>
<b>2017-18</b>	<b>Buffalo</b>	<b>NHL</b>	<b>82</b>	<b>16</b>	<b>18</b>	<b>34</b>	<b>-17</b>	<b>8</b>	<b>5</b>	<b>0</b>	<b>1</b>	<b>168</b>	<b>9.5</b>	--	--	--	--	--
<b>NHL Totals</b>			<b>987</b>	<b>277</b>	<b>419</b>	<b>696</b>	<b>48</b>	<b>195</b>	<b>61</b>	<b>10</b>	<b>35</b>	<b>2,639</b>	<b>10.5</b>	<b>81</b>	<b>21</b>	<b>30</b>	<b>51</b>	<b>18</b>
<b>Buffalo Totals</b>			<b>660</b>	<b>201</b>	<b>289</b>	<b>490</b>	<b>24</b>	<b>155</b>	<b>47</b>	<b>10</b>	<b>21</b>	<b>1,774</b>	<b>11.3</b>	<b>45</b>	<b>12</b>	<b>16</b>	<b>28</b>	<b>12</b>

### Playoffs



## SINGLE-GAME HIGHS

### HAT TRICKS | 2

1/14/06 vs. LAK | vs. Adam Hauser  
3/18/10 at TLB | vs. Antero Niitymaki

### PENALTY SHOTS | 0

N/A

### SHOOTOUT STATS

28 Goals | 70 Attempts | 40.0 PCT | 8 GDG

### Amateur Career | Highlights

- Tied for the league lead with 57 goals and ranked seventh with 121 points for the Shawinigan Cataractes in his third QMJHL season in 2001-02.
- Selected as a First Team All-Star after the 2001-02 QMJHL season and received the league Most Sportsmanlike Player award, also garnering CHL Third All-Star Team honors.
- Set junior career highs in assists (67) and games played (71) in 2000-01, helping lead the Cataractes to first overall in the league; finished 10th among all QMJHL players in goals (46) and points (113).
- Played for the Robert-Label Conference All-Star Team at 2001 CHL All-Star Cup in Montreal.

### International | Highlights

- Recorded five points (2+3) in seven games for the United States at the 2008 IIHF World Championship in Canada.

### Awards & Honors

#### Professional

2004 AHL All-Star Classic (DNP)  
2012 NHL All-Star Game

#### Amateur

2001 CHL/NHL Top Prospects Game  
2001 CHL All-Star Cup  
2002 QMJHL Most Sportsmanlike Player  
2002 QMJHL First All-Star Team  
2002 CHL Third All-Star Team  
2002 CHL All-Star Cup





**CONTRACT STATUS:**  
Signed through 2019-20 (\$3.65 million AAV)

**CAREER TRANSACTIONS:**  
Selected by Buffalo in the first round (second overall) of the 2014 NHL Draft.



# 23

# Sam REINHART

SAM RIGHN-hahrt

**C** **Born** | November 6, 1995 | West Vancouver, British Columbia, Canada  
**Ht** | 6 ft 1 in **Wt** | 192 lbs **Shoots** | Right

## 2017-18 | NHL Highs

0	.....	<b>Man Games Lost</b>
3	.....	<b>Most Goals</b> 3/31/18 at NSH
2	.....	<b>Most Assists</b> 6x - Last: 3/17/18 vs. CHI
3	.....	<b>Most Points</b> 5x - Last: 3/31/18 at NSH (3+0)
5	.....	<b>Most Shots</b> 5x - Last: 3/31/18 at NSH
24:08	.....	<b>Highest TOI</b> 2/28/18 at TBL

## Reinhart | vs NHL

TEAM	GP	G	A	P	PIM
Anaheim	8	1	4	5	2
Arizona	6	2	2	4	0
Boston	13	2	5	7	4
Buffalo	0	0	0	0	0
Calgary	6	0	3	3	2
Carolina	10	0	3	3	0
Chicago	6	1	3	4	0
Colorado	6	3	1	4	2
Columbus	9	4	1	5	0
Dallas	6	1	1	2	2
Detroit	12	4	3	7	2
Edmonton	6	1	4	5	0
Florida	13	7	4	11	2
Los Angeles	6	1	0	1	0
Minnesota	6	2	1	3	2
Montreal	13	0	2	2	0
Nashville	6	5	1	6	2
New Jersey	9	0	1	1	0
NY Islanders	9	2	4	6	0
NY Rangers	8	3	5	8	2
Ottawa	12	5	5	10	4
Philadelphia	9	1	2	3	6
Pittsburgh	9	2	3	5	4
San Jose	7	0	4	4	2
St. Louis	5	2	1	3	0
Tampa Bay	12	3	1	4	0
Toronto	14	4	7	11	2
Vancouver	6	2	0	2	0
Vegas	2	1	0	1	0
Washington	9	2	2	4	2
Winnipeg	6	4	2	6	2
<b>NHL Totals</b>	<b>249</b>	<b>65</b>	<b>75</b>	<b>140</b>	<b>44</b>

## HIGHLIGHTS | 2017-18

- Set career-high totals in games played (82), goals (25) and points (50).
- One of three players to appear in all 82 games for the Sabres.
- With Jack Eichel, became the first pair of 25-goal scorers under 23 years of age for the Sabres since Alexander Mogilny and Donald Audette each topped 25 as 22-year-olds in the 1991-92 season.
- Totaled 37 points (18+19) in his last 38 games of the season.
- His 20 goals in 43 games in 2018 tied him for 12th-most in the league from Jan. 1 onward.
- Recorded his 100th NHL point with a goal on Nov. 22 vs. Minnesota.

## Professional Career | Highlights

- The Sabres are 20-2-3 in his career when he records at least two points.
- Ranked second among all Sabres skaters in goals (23) and third in points (42) in 2015-16.
- His 23 goals in 2015-16 were the eighth-most by a rookie in Sabres franchise history and tied for third-most among all NHL rookies that season.
- Scored his first career hat trick on Jan. 10, 2016 at Winnipeg, becoming the first Sabres rookie to record a hat trick since Jason Pominville on Jan. 14, 2006 vs. Los Angeles.
- Scored his first NHL goal on Oct. 17, 2015 at Tampa Bay.
- Logged 13:37 of ice time in his first NHL game on Oct. 9, 2014 vs. Columbus; became the third-youngest player (18 years, 338 days) ever to dress for the Sabres on opening day.
- Recorded his first NHL point with an assist on Oct. 25, 2014 at San Jose.

## Amateur Career | Highlights

- Served as captain for the Kootenay Ice (WHL) in 2013-14 and 2014-15.
- Named a WHL Second Team All-Star in 2014-15 after recording 65 points (19+46) in 47 games, leading all Kootenay skaters with 1.38 points per game.
- Tied for fourth in the WHL in scoring with 105 points and ranked second with 69 assists in 2013-14, earning WHL Player of the Year, WHL Sportsmanlike Player of the Year and CHL Sportsman of the Year awards, and earning a spot on the WHL First All-Star Team.
- Was named a WHL Second-Team All-Star after leading Kootenay with 85 points (35+50) in 72 games in his second full WHL season in 2012-13.
- Won the WHL Rookie of the Year Award in 2011-12 after posting 62 points (28+34) and only two penalty minutes in 67 games.

## Longest Streaks

**GOALS** | 3 games | 2/4/16 vs. BOS to 2/9/16 vs. FLA

**ASSISTS** | 3 games | 4x - Last: 2/6/18 vs. ANA to 2/10/18 at BOS

**POINTS** | 5 games | 12/20/17 at FLA to 12/29/17 vs. BOS (2+4)





## NHL FIRSTS

Game: 10/9/14 vs. CBJ | Goal: 10/17/15 at TBL | Assist: 10/25/15 at SJS

### Career Stats | Regular Season

SEASON	TEAM	LEAGUE	GP	G	A	P	+/-	PIM	PP	SH	GW	S	%	GP	G	A	P	PIM
2010-11	Vancouver	BCMML	34	38	40	78	-	6	-	-	-	-	-	-	-	-	-	-
	Kootenay	WHL	4	2	0	2	4	0	0	0	1	-	-	1	0	0	0	0
2011-12	Kootenay	WHL	67	28	34	62	16	2	6	0	5	-	-	4	1	1	2	0
	Canada	WJ18	7	2	4	6	1	0	2	0	0	22	9.1	-	-	-	-	-
2012-13	Kootenay	WHL	72	35	50	85	8	22	9	2	7	-	-	5	0	1	1	4
	Canada	WJ18	7	3	4	7	7	2	0	1	1	21	14.3	-	-	-	-	-
2013-14	Kootenay	WHL	60	36	69	105	24	11	12	2	6	-	-	13	6	17	23	2
	Canada	WJC	7	2	3	5	5	0	1	0	0	8	25.0	-	-	-	-	-
2014-15	Kootenay	WHL	47	19	46	65	6	20	7	1	2	-	-	7	6	3	9	8
	Buffalo	NHL	9	0	1	1	-1	2	0	0	0	3	0.0	--	--	--	--	--
	Canada	WJC	7	5	6	11	13	6	1	0	3	20	25.0	-	-	-	-	-
	Rochester	AHL	3	0	3	3	0	0	0	0	0	5	0.0	-	-	-	-	-
2015-16	Buffalo	NHL	79	23	19	42	-8	8	8	0	3	165	13.9	--	--	--	--	--
	Canada	WC	10	0	4	4	3	0	0	0	0	7	0.0	-	-	-	-	-
2016-17	Buffalo	NHL	79	17	30	47	-11	8	9	0	3	178	9.6	--	--	--	--	--
2017-18	Buffalo	NHL	82	25	25	50	-24	26	12	0	5	188	13.3	--	--	--	--	--
<b>NHL Totals</b>			<b>249</b>	<b>65</b>	<b>75</b>	<b>140</b>	<b>-44</b>	<b>44</b>	<b>29</b>	<b>0</b>	<b>11</b>	<b>534</b>	<b>12.2</b>	--	--	--	--	--
<b>Buffalo Totals</b>			<b>249</b>	<b>65</b>	<b>75</b>	<b>140</b>	<b>-44</b>	<b>44</b>	<b>29</b>	<b>0</b>	<b>11</b>	<b>534</b>	<b>12.2</b>	--	--	--	--	--

### Playoffs



## SINGLE-GAME HIGHS

### HAT TRICKS | 2

1/10/16 at WPG | vs. Connor Hellebuyck  
3/31/18 at NSH | vs. Pekka Rinne (2), Juuse Saros (1)

### PENALTY SHOTS | 0

N/A

### SHOOTOUT STATS

4 Goals | 11 Attempts | 36.4 PCT | 1 GDG

### International | Highlights

- Won gold with Canada at the 2016 IIHF World Championship in Russia, recording four assists in 10 games.
- Named to the tournament All-Star Team at the 2015 World Junior Championship in Canada after tying for the tournament lead in both goals (5) and points (11) and scoring the tournament-winning goal for Team Canada.
- Posted five points (2+3) in seven games for Canada at the 2014 IIHF World Junior Championship in Sweden.

### Awards & Honors


#### International

2012 IIHF U18 World Championship Bronze Medal  
2013 IIHF U18 World Championship Gold Medal  
2013 Hlinka Memorial Gold Medal  
2015 IIHF World Junior Championship Gold Medal  
2015 IIHF World Junior Championship All-Star Team  
2015 IIHF World Junior Championship Top 3 Player (Canada)  
2016 IIHF World Championship Gold Medal

#### Amateur

2011 WHL Champion  
2012 WHL Rookie of the Year  
2013 WHL (East) Second All-Star Team  
2014 CHL Sportsman of the Year  
2014 WHL Player of the Year  
2014 WHL Most Sportsmanlike Player  
2014 WHL (East) First All-Star Team  
2014 Super Series (Team WHL)  
2015 WHL (East) Second All-Star Team





**CONTRACT STATUS:**  
Signed through 2021-22 (\$5.4 million AAV)

**CAREER TRANSACTIONS:**  
Selected by Buffalo in the first round (eighth overall) of the 2013 NHL Draft.



# 55

Rasmus

# RISTOLAINEN

RAS-muhs rihs-toh-LIGH-nehn

**D** **Born** | October 27, 1994 | Turku, Finland  
**Ht** | 6 ft 4 in **Wt** | 215 lbs **Shoots** | Right

## 2017-18 | NHL Highs

9	..... <b>Man Games Lost</b>
1	..... <b>Most Goals</b> 6x - Last: 2/22/18 at DET
3	..... <b>Most Assists</b> 3/31/18 at NSH
3	..... <b>Most Points</b> 3/31/18 at NSH (0+3)
8	..... <b>Most Shots</b> 3/15/18 vs. TOR
32:39	..... <b>Highest TOI</b> 2/6/18 vs. ANA

## Ristolainen | vs NHL

TEAM	GP	G	A	P	PIM
Anaheim	10	1	1	2	2
Arizona	8	2	5	7	10
Boston	17	3	2	5	4
Buffalo	0	0	0	0	0
Calgary	9	4	3	7	0
Carolina	11	0	1	1	2
Chicago	9	0	6	6	8
Colorado	8	1	4	5	2
Columbus	11	2	4	6	8
Dallas	8	0	1	1	0
Detroit	18	1	11	12	8
Edmonton	9	2	10	12	0
Florida	16	2	6	8	6
Los Angeles	10	1	3	4	2
Minnesota	7	2	1	3	19
Montreal	17	1	4	5	2
Nashville	9	1	4	5	2
New Jersey	13	1	3	4	4
NY Islanders	15	1	5	6	4
NY Rangers	14	2	2	4	4
Ottawa	17	1	8	9	13
Philadelphia	13	0	7	7	4
Pittsburgh	12	0	3	3	17
San Jose	9	0	3	3	4
St. Louis	9	0	2	2	0
Tampa Bay	19	1	5	6	6
Toronto	17	0	4	4	28
Vancouver	10	2	3	5	4
Vegas	2	0	1	1	2
Washington	11	0	4	4	0
Winnipeg	8	0	4	4	6
<b>NHL Totals</b>	<b>346</b>	<b>31</b>	<b>120</b>	<b>151</b>	<b>171</b>

## HIGHLIGHTS | 2017-18

- Averaged the most ice time per game of his career (26:29), the highest average ice time by a Sabres skater in a full season with the team since Alexei Zhitnik (26:33) in 2002-03.
- Finished the season ranked among the franchise's top 15 defensemen in goals (15th), assists (13th), points (T-13th), points per game (14th) and game-winning goals (T-13th).
- With his third career overtime goal on Dec. 29 at New Jersey, he tied Phil Housley and Tyler Myers for most ever by a Sabres defenseman.
- Tied his personal best in assists and points with three assists on March 31 at Nashville.

## Professional Career | Highlights

- The Sabres are 17-4-3 in his career when he records at least two points.
- Has ranked among league leaders in ice time per game in each of the last three seasons, ranking 10th in 2015-16 and then inside the top five in both 2016-17 (5th) and 2017-18 (4th); only Alexei Zhitnik (1997-98 & 2002-03) has averaged more minutes per game in a full season with the Sabres.
- Recorded an assist on 20.2 percent of his teammates' goals in 2016-17, joining Phil Housley (22.6% in 1989-90) as just the second Sabres defenseman ever to record an assist on more than 20 percent of his teammates' goals in a season.
- His career-high 39 assists in 2016-17 tied him for seventh among all NHL defensemen and were the 19th-most by a defenseman in franchise history, making him only the second Sabres defenseman in 20 years to reach this mark (Brian Campbell, 42 in 2006-07).
- Ranked third among all Sabres and ninth among all NHL defensemen with 202 shots in 2015-16, becoming the first Sabres defenseman to record 200 shots in a season since Phil Housley (1989-90).
- Registered the first hat trick of his career on Dec. 10, 2015 at Calgary, becoming the sixth Sabres defenseman to record a hat trick and the first since Phil Housley (1/22/88 vs. New York Rangers); he also became one of only two Sabres defensemen to score three goals in a single period, joining Jerry Korab (11/19/78 vs. Minnesota) and the youngest NHL defenseman to score a hat trick (21 years, 44 days) since Hannu Virta (19 years, 362 days) did so for the Sabres on 3/19/83 at Montreal.

## Longest Streaks

**GOALS** | 3 games | 3/26/15 vs. ARI to 3/30/15 at ARI

**ASSISTS** | 6 games | 2/12/17 vs. VAN to 2/25/17 at COL

**POINTS** | 6 games | 2/12/17 vs. VAN to 2/25/17 at COL (0+6)









**CONTRACT STATUS:**  
Signed through 2018-19 (\$650,000 AAV)

**CAREER TRANSACTIONS:**  
Signed by Buffalo as an unrestricted free agent,  
April 22, 2015.



# 71

# Evan RODRIGUES

EH-vuhn rahd-REE-geh-z

**C** **Born** | July 28, 1993 | Toronto, Ontario, Canada  
**Ht** | 5 ft 10 in **Wt** | 176 lbs **Shoots** | Right

## 2017-18 | NHL Highs

23	.....	<b>Man Games Lost</b>
2	.....	<b>Most Goals</b> 12/10/18 at STL
2	.....	<b>Most Assists</b> 3x - Last: 4/6/18 at TBL
2	.....	<b>Most Points</b> 6x - Last: 4/6/18 at TBL (0+2)
5	.....	<b>Most Shots</b> 2/28/18 at TBL
19:22	.....	<b>Highest TOI</b> 2/11/18 vs. COL

## Rodrigues | vs NHL

TEAM	GP	G	A	P	PIM
Anaheim	2	0	0	0	2
Arizona	3	1	1	2	0
Boston	3	1	2	3	2
Buffalo	0	0	0	0	0
Calgary	1	0	0	0	0
Carolina	2	0	0	0	0
Chicago	3	0	1	1	4
Colorado	4	1	1	2	0
Columbus	5	2	0	2	2
Dallas	1	0	0	0	0
Detroit	3	1	0	1	0
Edmonton	1	0	0	0	0
Florida	3	0	1	1	2
Los Angeles	2	0	0	0	0
Minnesota	1	0	0	0	0
Montreal	2	0	0	0	0
Nashville	3	0	1	1	2
New Jersey	2	0	0	0	0
NY Islanders	4	2	2	4	0
NY Rangers	3	0	1	1	0
Ottawa	4	1	1	2	2
Philadelphia	3	0	0	0	2
Pittsburgh	2	0	0	0	0
San Jose	1	0	0	0	0
St. Louis	4	2	0	2	0
Tampa Bay	6	1	3	4	0
Toronto	6	0	2	2	0
Vancouver	2	0	2	2	0
Vegas	0	0	0	0	0
Washington	2	0	1	1	0
Winnipeg	2	0	2	2	0
<b>NHL Totals</b>	<b>80</b>	<b>12</b>	<b>21</b>	<b>33</b>	<b>18</b>

## HIGHLIGHTS | 2017-18

- Set career-high marks in games played (48), goals (7), assists (18) and points (25) despite sustaining a hand injury during the preseason that caused him to miss the first 18 games of the regular season.
- Recorded two points on six occasions, including a career-best two goals on Dec. 10 at St. Louis.
- Logged points in three straight games on two occasions, topping his previous best streak of two games.
- Totaled 10 points (5+5) in eight AHL games, leading all Rochester Americans with 1.25 points per game.

## Professional Career | Highlights

- Registered 30 points (9+21) in 48 games with Rochester in 2016-17, matching his 2015-16 rookie AHL totals in goals, assists and points in 24 fewer games.
- Ranked second among Amerks rookies in 2015-16 and tied for sixth overall on the team in scoring with 30 points (9+21) in 72 games.
- Recorded five shots on goal in his NHL debut on April 8, 2016 vs. Columbus.
- Scored his first NHL goal and added his first NHL assist on April 9, 2016 vs. NY Islanders.

## Amateur Career | Highlights

- Set career highs in all offensive categories in 2014-15 while serving as assistant captain as a senior at Boston University, recording 61 points (21+40) in 41 games for the Terriers.
- Ranked second in the nation in 2014-15 in assists (40) and points (61), trailing only teammate Jack Eichel.
- Helped lead the Terriers to the 2015 Hockey East title and an appearance in the 2015 NCAA National Championship Game.
- Named the Most Outstanding Player of the 2015 Northeast Regional, was selected to the All-Regional Team (NCAA Tournament) and the Hockey East All-Tournament Team, and was named a Hockey East Second-Team All-Star as a senior.
- Led all Boston University skaters in points (4) and goals (3) during the 2015 NCAA Tournament.
- Named to the 2014 Hockey East All-Academic Team.
- Was named a Hockey East Second-Team All-Star and selected as the 2013 recipient of Paul Hines Award after his sophomore season, given annually to Most Improved NCAA Player in New England.

## Longest Streaks

**GOALS** | 2 games | 2x - Last: 2/25/18 vs. BOS to 2/28/18 at TBL

**ASSISTS** | 3 games | 4/4/18 vs. OTT to 4/7/18 at FLA

**POINTS** | 3 games | 2x - Last: 4/4/18 vs. OTT to 4/7/18 at FLA (0+4)





## NHL FIRSTS

Game: 4/8/16 vs. CBJ | Goal: 4/9/16 at NYI | Assist: 4/9/16 at NYI

### Career Stats | Regular Season

SEASON	TEAM	LEAGUE	GP	G	A	P	+/-	PIM	PP	SH	GW	S	S%	GP	G	A	P	PIM
2011-12	Boston Univ.	H-East	36	2	10	12	-	24	1	0	0	-	-	-	-	-	-	-
2012-13	Boston Univ.	H-East	38	14	20	34	-	28	3	2	0	-	-	-	-	-	-	-
2013-14	Boston Univ.	H-East	31	5	9	14	-	20	1	0	0	-	-	-	-	-	-	-
2014-15	Boston Univ.	H-East	41	21	40	61	-	31	5	0	5	-	-	-	-	-	-	-
2015-16	Rochester	AHL	72	9	21	30	-15	39	2	0	1	160	5.6	-	-	-	-	-
	<b>Buffalo</b>	<b>NHL</b>	<b>2</b>	<b>1</b>	<b>1</b>	<b>2</b>	<b>2</b>	<b>0</b>	<b>0</b>	<b>0</b>	<b>0</b>	<b>8</b>	<b>12.5</b>	--	--	--	--	--
2016-17	Rochester	AHL	48	9	21	30	-2	27	1	0	1	121	7.4	-	-	-	-	-
	<b>Buffalo</b>	<b>NHL</b>	<b>30</b>	<b>4</b>	<b>2</b>	<b>6</b>	<b>-7</b>	<b>4</b>	<b>1</b>	<b>0</b>	<b>0</b>	<b>51</b>	<b>7.8</b>	--	--	--	--	--
<b>2017-18</b>	<b>Buffalo</b>	<b>NHL</b>	<b>48</b>	<b>7</b>	<b>18</b>	<b>25</b>	<b>-10</b>	<b>14</b>	<b>1</b>	<b>0</b>	<b>0</b>	<b>91</b>	<b>7.7</b>	--	--	--	--	--
	Rochester	AHL	8	5	5	10	-1	2	3	0	0	21	23.8	-	-	-	-	-
<b>NHL Totals</b>			<b>80</b>	<b>12</b>	<b>21</b>	<b>33</b>	<b>-15</b>	<b>18</b>	<b>2</b>	<b>0</b>	<b>0</b>	<b>150</b>	<b>8.0</b>	--	--	--	--	--
<b>Buffalo Totals</b>			<b>80</b>	<b>12</b>	<b>21</b>	<b>33</b>	<b>-15</b>	<b>18</b>	<b>2</b>	<b>0</b>	<b>0</b>	<b>150</b>	<b>8.0</b>	--	--	--	--	--

### Playoffs



### Awards & Honors

- Amateur**
- 2013 Hockey East Second All-Star Team
  - 2014 Hockey East All-Academic Team
  - 2015 Hockey East Champion
  - 2015 Hockey East All-Tournament Team
  - 2015 Hockey East Second All-Star Team

## SINGLE-GAME HIGHS

**HAT TRICKS** | 0

N/A

**PENALTY SHOTS** | 0

N/A

**SHOOTOUT STATS**

0 Goal | 1 Attempt | 0.0 PCT | 0 GDG





**CONTRACT STATUS:**  
Signed through 2019-20 (\$4 million AAV)

**CAREER TRANSACTIONS:**  
Acquired by Buffalo from Minnesota with Jason Pominville and a fourth-round pick in the 2018 NHL Draft in exchange for Tyler Ennis, Marcus Foligno and a third-round pick in the 2018 NHL Draft, June 30, 2017; Selected by Minnesota in the second round (55th overall) of the 2008 NHL Draft.



# 6

# Marco SCANDELLA

MAHR-koh skan-DEHL-uh

**D** **Born** | February 23, 1990 | Montreal, Quebec, Canada  
**Ht** | 6 ft 3 in **Wt** | 210 lbs **Shoots** | Left

## 2017-18 | NHL Highs

0	.....	<b>Man Games Lost</b>
1	.....	<b>Most Goals</b> 5x - Last: 3/8/18 at OTT
2	.....	<b>Most Assists</b> 12/22/17 vs. PHI
2	.....	<b>Most Points</b> 12/22/17 vs. PHI (0+2)
6	.....	<b>Most Shots</b> 10/21/17 at BOS
29:10	.....	<b>Highest TOI</b> 12/22/17 vs. PHI

## Scandella | vs NHL

TEAM	GP	G	A	P	PIM
Anaheim	18	1	4	5	4
Arizona	17	0	3	3	4
Boston	12	2	1	3	0
Buffalo	5	1	2	3	2
Calgary	19	0	3	3	8
Carolina	10	0	3	3	4
Chicago	23	2	12	14	4
Colorado	24	0	4	4	8
Columbus	15	1	1	2	2
Dallas	20	2	1	3	6
Detroit	18	1	0	1	2
Edmonton	18	1	2	3	2
Florida	15	0	1	1	8
Los Angeles	17	2	3	5	9
Minnesota	2	0	1	1	0
Montreal	13	0	0	0	2
Nashville	23	4	3	7	4
New Jersey	11	0	2	2	4
NY Islanders	13	1	4	5	6
NY Rangers	13	1	2	3	9
Ottawa	11	1	2	3	19
Philadelphia	10	3	4	7	4
Pittsburgh	11	0	2	2	10
San Jose	18	0	5	5	12
St. Louis	23	1	1	2	16
Tampa Bay	14	2	2	4	20
Toronto	11	0	1	1	4
Vancouver	18	2	3	5	4
Vegas	2	0	0	0	2
Washington	10	0	0	0	0
Winnipeg	21	4	7	11	6
<b>NHL Totals</b>	<b>455</b>	<b>32</b>	<b>79</b>	<b>111</b>	<b>185</b>

## HIGHLIGHTS | 2017-18

- One of three players to appear in all 82 games for the Sabres.
- Recorded a career-high 17 assists and finished one point shy of his career-best mark with 22 points.
- Averaged 23:19 of ice time per game in his first season in Buffalo, marking the fourth-highest career average in franchise history.
- Led the team in ice time on 15 occasions, including 29:10 on Dec. 22 vs. Philadelphia, his highest single-game total since the 2011-12 season.
- Appeared in his 400th NHL game on Dec. 2 at Pittsburgh.
- Earned his seventh career game-winning goal (and third career overtime goal) by scoring with .2 seconds left in overtime on Feb. 22 at Detroit.

## Professional Career | Highlights

- Posted career-high totals in goals (11) and points (23) in 2014-15.
- Tied for second among all Minnesota Wild skaters and third among all NHL defensemen with four game-winning goals in 2014-15.
- Led Wild defensemen in goals (11) and hits (90) in 2014-15.
- Posted a career-best, four-game point streak (3+2) from Dec. 20 to 29, 2014.
- Tied the Wild's franchise record for most shots by a defenseman with a career-high eight on Feb. 3, 2015 vs. Chicago.
- Led the Wild in plus/minus rating, ranked first among team defensemen in shots and tied for first in goals during the 2015 playoffs.
- Scored a shorthanded goal in Game 2 of Western Conference Quarterfinal Series on April 19, 2014 at Colorado.
- Led team defensemen in scoring with two points (1+1) in the 2013 Western Conference Quarterfinal Series against the Chicago Blackhawks.
- Ranked second among NHL rookies in 2011-12 in blocked shots and ice time per game.

## Longest Streaks

**GOALS** | 2 games | 3x - Last: 4/9/15 at NSH to 4/11/15 at STL

**ASSISTS** | 2 games | 9x - Last: 12/10/17 at STL to 12/12/17 vs. OTT

**POINTS** | 4 games | 12/20/14 vs. NSH to 12/29/14 at WPG (3+2)






## NHL FIRSTS

Game: 11/12/10 at FLA | Goal: 10/8/11 vs. CBJ | Assist: 11/17/10 vs. ANA

### Career Stats | Regular Season

SEASON	TEAM	LEAGUE	GP	G	A	P	+/-	PIM	PP	SH	GW	S	S%	GP	G	A	P	PIM
2007-08	Val-d'Or	QMJHL	65	4	10	14	-22	35	0	0	0	77	5.2	4	0	1	1	4
	Canada	WJ18	7	1	1	2	7	6	0	0	0	7	14.3	-	-	-	-	-
2008-09	Val-d'Or	QMJHL	58	10	27	37	-19	64	8	0	0	182	5.5	-	-	-	-	-
	Houston	AHL	2	0	0	0	-2	0	0	0	0	1	0.0	6	0	0	0	2
2009-10	Val-d'Or	QMJHL	31	9	22	31	10	41	5	1	0	93	9.7	6	2	4	6	4
	Houston	AHL	7	0	1	1	2	7	0	0	0	7	0.0	-	-	-	-	-
	Canada	WJC	6	1	2	3	7	2	0	1	1	12	8.3	-	-	-	-	-
2010-11	Houston	AHL	33	3	16	19	0	17	2	0	1	63	4.8	20	2	6	8	8
	Minnesota	NHL	20	0	2	2	-9	2	0	0	0	13	0.0	--	--	--	--	--
2011-12	Minnesota	NHL	63	3	9	12	-22	19	1	0	1	77	3.9	--	--	--	--	--
	Houston	AHL	9	2	3	5	4	4	0	0	0	15	13.3	-	-	-	-	-
2012-13	Houston	AHL	45	2	15	17	2	23	0	0	0	101	2.0	4	2	0	1	2
	Minnesota	NHL	6	1	0	1	-1	4	0	0	0	7	14.3	5	1	1	2	0
2013-14	Minnesota	NHL	76	3	14	17	10	20	0	0	1	80	3.8	13	2	1	3	0
2014-15	Minnesota	NHL	64	11	12	23	8	56	1	0	4	112	9.8	10	2	1	3	0
2015-16	Minnesota	NHL	73	5	16	21	6	22	2	0	0	126	4.0	6	1	0	1	4
2016-17	Minnesota	NHL	71	4	9	13	-2	25	0	0	0	88	4.5	5	0	0	0	2
2017-18	Buffalo	NHL	82	5	17	22	-15	37	0	0	1	138	3.6	--	--	--	--	--
NHL Totals			455	32	79	111	-25	185	4	0	7	641	5.0	5	1	1	2	0
Buffalo Totals			82	5	17	22	-15	37	0	0	1	138	3.6	--	--	--	--	--

### Playoffs



## SINGLE-GAME HIGHS

### HAT TRICKS | 0

N/A

### PENALTY SHOTS | 0

N/A

### SHOOTOUT STATS

N/A

### Amateur Career | Highlights

- Served as team captain for the Val-d'Or Foreurs (QMJHL) in 2008-09 and 2009-10.
- Ranked third among all QMJHL defensemen in points per game with 31 points (9+22) in 31 regular-season games in 2009-10 before totaling six points (2+4) in six postseason games to lead team defensemen in playoff scoring.
- Named to the Team QMJHL roster for 2009 Subway Super Series.
- Led Val-d'Or rookie defensemen in scoring in 2007-08 and was named the QMJHL Prospect of the Month in December 2007.

### International | Highlights

- Recorded three points (1+2), including the game-winning goal in the semifinals, and had a plus-7 rating in six games to claim a silver medal with Canada at the 2010 IIHF World Junior Championship in Canada.
- Won a gold medal with Team Canada at the IIHF Under-18 World Championship, posting two points (1+1) and a plus-7 rating in seven games.

### Awards & Honors


#### International

2008 IIHF U18 World Championship Gold Medal  
2010 IIHF World Junior Championship Silver Medal

#### Amateur

2009 Super Series (Team QMJHL)





**CONTRACT STATUS:**  
Signed through 2019-20 (\$3 million AAV)

**CAREER TRANSACTIONS:**  
Acquired by Buffalo from Pittsburgh with Matt Hunwick in exchange for a fourth-round pick in the 2019 NHL Draft, June 27, 2018; Signed by Pittsburgh as an unrestricted free agent, July 1, 2015.



# 43

# Conor SHEARY

KAH-nuhr SHAIR-ee

**LW**

**Born** | June 8, 1992 | Winchester, Massachusetts, United States  
**Ht** | 5 ft 8 in **Wt** | 176 lbs **Shoots** | Left

## 2017-18 | NHL Highs

3	.....	<b>Man Games Lost</b>
2	.....	<b>Most Goals</b> 2x - Last: 3/7/18 at PHI
1	.....	<b>Most Assists</b> 12x - Last: 3/25/18 vs. PHI
2	.....	<b>Most Points</b> 2x - Last 3/7/18 at PHI (2+0)
4	.....	<b>Most Shots</b> 6x - Last: 4/5/18 at CBJ
19:09	.....	<b>Highest TOI</b> 10/24/17 vs. EDM

## Sheary | vs NHL

TEAM	GP	G	A	P	PIM
Anaheim	4	2	0	2	0
Arizona	3	0	2	2	0
Boston	9	4	3	7	0
Buffalo	8	5	3	8	4
Calgary	3	1	1	2	0
Carolina	11	4	2	6	0
Chicago	4	0	0	0	2
Colorado	3	0	1	1	0
Columbus	7	2	1	3	4
Dallas	3	1	1	2	2
Detroit	8	0	1	1	4
Edmonton	4	3	0	3	0
Florida	7	2	5	7	0
Los Angeles	3	0	1	1	0
Minnesota	5	0	0	0	0
Montreal	6	2	1	3	0
Nashville	4	0	2	2	4
New Jersey	11	2	3	5	0
NY Islanders	11	2	1	3	6
NY Rangers	11	4	2	6	0
Ottawa	7	1	3	4	0
Philadelphia	10	3	2	5	2
Pittsburgh	0	0	0	0	0
San Jose	3	1	2	3	0
St. Louis	4	1	1	2	0
Tampa Bay	9	2	1	3	0
Toronto	7	0	1	1	2
Vancouver	4	1	1	2	0
Vegas	1	0	0	0	0
Washington	9	4	2	6	4
Winnipeg	5	1	2	3	6
<b>NHL Totals</b>	<b>184</b>	<b>48</b>	<b>45</b>	<b>93</b>	<b>40</b>

## HIGHLIGHTS | 2017-18

- Played a career-high 79 NHL games with Pittsburgh.
- Finished the season ranked sixth among all Penguins with 93 regular-season points (48+45) in 184 games since joining the team as a rookie in 2015-16.
- The Penguins were 11-4-1 when he scored and 21-4-3 in games in which he recorded a point.
- Appeared in all 12 of Pittsburgh's Stanley Cup Playoff games, recording two assists.

## Professional Career | Highlights

- Set career highs in 2016-17 in games played (61), goals (23), assists (30), points (53) and plus-minus (+24).
- Selected as the NHL's First Star of the Week for the week ending Jan. 22, 2017 after recording nine points (6+3) in four games; his eight goals in January 2017 ranked third among NHL players.
- Scored the overtime winner in Game 2 of the 2016 Stanley Cup Final against San Jose, becoming the first rookie to score an overtime goal in a Stanley Cup Final since Montreal's Brian Skrudland on May 18, 1986.
- Has totaled 23 points (11+12) in 23 career AHL playoff games and led Wilkes-Barre/Scranton in postseason goals (5), assists (7) and points (12) during the 2015 Calder Cup playoffs.
- Led Wilkes-Barre/Scranton in points (45) and ranked second on the team in goals (20) as a rookie in his first full professional season in 2014-15 and led the team in points per game (1.20) in 2015-16.
- Made his professional debut with Wilkes-Barre/Scranton in 2013-14, appearing in two regular-season games and ranking third on the team with 11 points (6+5) in 15 postseason contests after the conclusion of his senior season at UMass-Amherst.

## Amateur Career | Highlights

- Played four seasons at the University of Massachusetts-Amherst, serving as team captain during his senior season in 2013-14.
- Finished his collegiate career ranked seventh in UMass-Amherst history in assists (66), seventh in points (104) and 15th in goals (38).
- Ranked in the top two among all Minutemen in points in three of his four seasons, including a career-best 35 points (12+23) in 36 games as a sophomore in 2011-12 and a team-high 28 points (9+19) in 34 games as a senior in 2013-14.

## Longest Streaks

**GOALS** | 2 games | 6x - Last: 3/29/18 at NJD to 3/31/18 vs. MTL

**ASSISTS** | 3 games | 2x - Last : 2/11/18 at STL to 2/15/18 vs. LAK

**POINTS** | 4 games | 2x - Last: 1/16/17 vs. WSH to 1/22/17 vs. BOS (6+3)





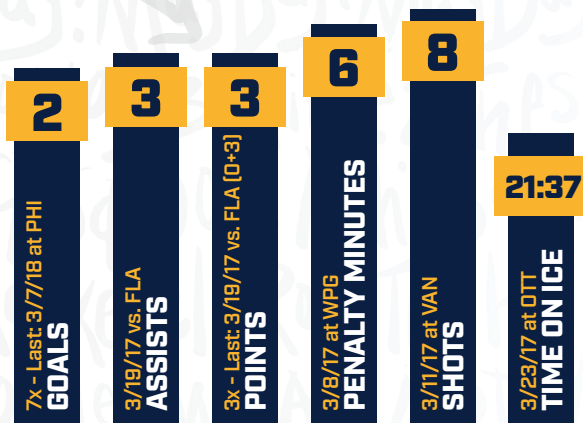
## NHL FIRSTS

Game: 12/16/15 at BOS | Goal: 12/18/15 vs. BOS | Assist: 12/18/15 vs. BOS

### Career Stats | Regular Season

### Playoffs

SEASON	TEAM	LEAGUE	GP	G	A	P	+/-	PIM	PP	SH	GW	S	S%	GP	G	A	P	PIM
2010-11	UMass-Amherst	H-East	34	6	8	14	-5	12	0	0	1	59	10.2	-	-	-	-	-
2011-12	UMass-Amherst	H-East	36	12	23	35	15	10	4	0	0	80	15.0	-	-	-	-	-
2012-13	UMass-Amherst	H-East	34	11	16	27	-6	29	5	1	1	102	10.8	-	-	-	-	-
2013-14	UMass-Amherst	H-East	34	9	19	28	-4	2	3	2	1	126	7.1	-	-	-	-	-
	Wilkes-Barre/Scranton	AHL	2	0	0	0	0	0	0	0	0	5	0.0	15	6	5	11	0
2014-15	Wilkes-Barre/Scranton	AHL	58	20	25	45	0	8	5	0	1	127	15.7	8	5	7	12	2
<b>2015-16</b>	<b>Pittsburgh</b>	<b>NHL</b>	<b>44</b>	<b>7</b>	<b>3</b>	<b>10</b>	<b>-1</b>	<b>8</b>	<b>0</b>	<b>0</b>	<b>0</b>	<b>51</b>	<b>13.7</b>	<b>23</b>	<b>4</b>	<b>6</b>	<b>10</b>	<b>8</b>
	Wilkes-Barre/Scranton	AHL	30	7	29	36	8	4	1	0	2	93	7.5	-	-	-	-	-
<b>2016-17</b>	<b>Pittsburgh</b>	<b>NHL</b>	<b>61</b>	<b>23</b>	<b>30</b>	<b>53</b>	<b>24</b>	<b>22</b>	<b>2</b>	<b>0</b>	<b>6</b>	<b>154</b>	<b>14.9</b>	<b>22</b>	<b>2</b>	<b>5</b>	<b>7</b>	<b>4</b>
<b>2017-18</b>	<b>Pittsburgh</b>	<b>NHL</b>	<b>79</b>	<b>18</b>	<b>12</b>	<b>30</b>	<b>2</b>	<b>10</b>	<b>2</b>	<b>0</b>	<b>4</b>	<b>142</b>	<b>12.7</b>	<b>12</b>	<b>0</b>	<b>2</b>	<b>2</b>	<b>2</b>
<b>NHL Totals</b>			<b>184</b>	<b>48</b>	<b>45</b>	<b>93</b>	<b>25</b>	<b>40</b>	<b>4</b>	<b>0</b>	<b>10</b>	<b>347</b>	<b>13.8</b>	<b>57</b>	<b>6</b>	<b>13</b>	<b>19</b>	<b>14</b>



### Awards & Honors

#### Professional

2016 Stanley Cup Champion  
2017 Stanley Cup Champion

## SINGLE-GAME HIGHS

**HAT TRICKS** | 0

N/A


**PENALTY SHOTS** | 0

N/A

**SHOOTOUT STATS**

N/A





**CONTRACT STATUS:**  
Signed through 2018-19 (\$5.725 million AAV)

**CAREER TRANSACTIONS:**  
Acquired by Buffalo from Carolina in exchange for Cliff Pu, a second-round pick in the 2019 NHL Draft, a third-round pick in the 2020 NHL Draft and a sixth-round pick in the 2020 NHL Draft, August 2, 2018; Selected by Carolina in the first round (seventh overall) of the 2010 NHL Draft.



# 53

# Jeff SKINNER

JEHF SKIH-nuhr

**LW** Born | May 16, 1992 | Toronto, Ontario, Canada  
Ht | 5 ft 11 in Wt | 187 lbs Shoots | Left

## 2017-18 | NHL Highs

0	.....	Man Games Lost
2	.....	Most Goals 3x - Last: 3/22/18 vs. ARI
2	.....	Most Assists 4x - Last: 3/27/18 at NJD
3	.....	Most Points 3/22/18 vs. ARI (2+1)
9	.....	Most Shots 2x - Last: 3/8/18 at CHI
20:42	.....	Highest TOI 3/31/18 vs. NYR

## Skinner | vs NHL

TEAM	GP	G	A	P	PIM
Anaheim	12	5	5	10	6
Arizona	11	4	3	7	6
Boston	24	3	6	9	8
Buffalo	24	11	5	16	26
Calgary	12	4	7	11	2
Carolina	0	0	0	0	0
Chicago	12	3	4	7	2
Colorado	10	4	3	7	0
Columbus	23	9	8	17	8
Dallas	13	5	1	6	6
Detroit	16	2	3	5	10
Edmonton	12	7	4	11	0
Florida	29	9	10	19	22
Los Angeles	12	7	1	8	4
Minnesota	11	3	5	8	0
Montreal	25	11	6	17	10
Nashville	13	8	8	16	2
New Jersey	31	13	6	19	28
NY Islanders	27	9	9	18	14
NY Rangers	30	12	10	22	10
Ottawa	25	7	5	12	10
Philadelphia	30	13	10	23	12
Pittsburgh	30	6	6	12	18
San Jose	12	4	2	6	2
St. Louis	12	9	3	12	2
Tampa Bay	27	10	5	15	22
Toronto	24	6	12	18	12
Vancouver	11	2	3	5	4
Vegas	2	0	2	2	0
Washington	37	12	12	24	12
Winnipeg	22	6	11	17	10
<b>NHL Totals</b>	<b>579</b>	<b>204</b>	<b>175</b>	<b>379</b>	<b>268</b>

## HIGHLIGHTS | 2017-18

- Appeared in all 82 games for the Carolina Hurricanes for the third time in his career.
- Recorded 49 points (24+25), topping the 20-goal and 20-assist marks for the third consecutive season and the sixth time in his seven full NHL seasons (he also finished the 48-game 2012-13 NHL season on pace to surpass 20 goals and 20 assists).
- Finished the season in Carolina's franchise top 10 in games played (9th), goals (5th), points (7th), shots (3rd) and game-winning goals (T-8th).
- Appeared in his 500th NHL game on Oct. 14 at Winnipeg.
- Scored his 200th NHL goal on Feb. 18 vs. New Jersey.
- Tied his career-high mark with three points (2+1) on March 22 vs. Arizona.

## Professional Career | Highlights

- Has scored the 20th-most goals (204) in the NHL during his career and is tied for 10th-most at even strength (159), ranking sixth in 5-on-5 goals (143) during that span.
- Is tied for 12th among all NHL players with 89 goals during the last three seasons and tied for seventh with 74 even-strength goals during that same span.
- Ranked first or second among Hurricanes skaters in goals in seven of his eight seasons with the team, tying for third in the only other season.
- His 37 goals in 2016-17 ranked sixth in the NHL and he led the league with 17 goals in 21 games from March 1 to the end of the season.
- Set a Hurricanes franchise record with 13 shots on March 13, 2014 vs. Buffalo, posting the most by any NHL player in a game in over four years.
- Won the Calder Trophy as the NHL's top rookie in 2010-11 after leading all rookies with 63 in points (32+31), becoming the youngest player in NHL history to win the award.
- Became the seventh-youngest player in NHL history to score 30 goals (18 years, 325 days) in 2010-11.
- Earned an assist for Team Staal in the 2011 NHL All-Star Game, as he became the youngest All-Star in NHL history (18 years, 259 days).

## Longest Streaks

**GOALS** | 6 games | 3/18/17 vs. NSH to 3/27/17 vs. DET

**ASSISTS** | 5 games | 10/18/16 at EDM to 10/30/16 vs. PHI

**POINTS** | 7 games | 3/16/17 vs. MIN to 3/27/17 vs. DET [8+2]






## NHL FIRSTS

Game: 10/7/10 at MIN | Goal: 10/20/10 at LAK | Assist: 10/8/10 vs. MIN

### Career Stats | Regular Season

SEASON	TEAM	LEAGUE	GP	G	A	P	+/-	PIM	PP	SH	GW	S	S%	GP	G	A	P	PIM
2008-09	Kitchener	OHL	63	27	24	51	-5	34	7	0	3	-	-	-	-	-	-	-
2009-10	Kitchener	OHL	64	50	40	90	7	72	21	1	9	-	-	20	20	13	33	14
2010-11	Carolina	NHL	82	31	32	63	3	46	6	0	2	215	14.4	--	--	--	--	--
	Canada	WC	7	3	3	6	3	8	0	0	1	18	16.7	-	-	-	-	-
2011-12	Carolina	NHL	64	20	24	44	-8	56	4	0	5	210	9.5	--	--	--	--	--
	Canada	WC	8	3	2	5	3	4	1	0	0	30	10.0	-	-	-	-	-
2012-13	Carolina	NHL	42	13	11	24	-24	26	5	0	0	159	8.2	--	--	--	--	--
	Canada	WC	8	2	2	4	4	2	0	0	2	13	15.4	-	-	-	-	-
2013-14	Carolina	NHL	71	33	21	54	-14	22	11	0	6	274	12.0	--	--	--	--	--
2014-15	Carolina	NHL	77	18	13	31	-24	18	4	0	2	235	7.7	--	--	--	--	--
2015-16	Carolina	NHL	82	28	23	51	-2	38	4	0	7	258	10.9	--	--	--	--	--
2016-17	Carolina	NHL	79	37	26	63	-3	28	7	0	4	281	13.2	--	--	--	--	--
	Canada	WC	10	4	5	9	8	27	0	0	1	40	10.0	-	-	-	-	-
2017-18	Carolina	NHL	82	24	25	49	-27	34	4	0	2	277	8.7	--	--	--	--	--
NHL Totals			579	204	175	379	-96	268	45	0	28	1,909	10.7	--	--	--	--	--

### Playoffs



## SINGLE-GAME HIGHS

### HAT TRICKS | 4

12/5/13 at NSH | vs. Marek Mazanec [2], Empty Net [1]  
 1/2/14 at WSH | vs. Philipp Grubauer  
 12/11/15 at ANA | vs. John Gibson [2], Empty Net [1]  
 12/15/15 at PHI | vs. Michal Neuvirth

### PENALTY SHOTS | 2-FOR-7

12/7/11 at EDM | vs. Devan Dubnyk | Unsuccessful  
 12/12/13 at CGY | vs. Karri Ramo | Unsuccessful  
 3/7/14 vs. NYR | vs. Henrik Lundqvist | Goal  
 12/12/15 at ARI | vs. Anders Lindback | Unsuccessful  
 3/13/17 at NYI | vs. Thomas Greiss | Goal  
 11/4/17 at ARI | vs. Antti Raanta | Unsuccessful  
 12/1/17 at NYR | vs. Henrik Lundqvist | Unsuccessful

### SHOOTOUT STATS

6 Goals | 35 Attempts | 17.1 PCT | 3 GDG

### Awards & Honors

**International**  
 2009 Hlinka Memorial Gold Medal  
 2017 IIHF World Championship Silver Medal

### Amateur Career | Highlights

- Ranked second in the OHL in goals (50) and tied for seventh in the league in points (90) in his second OHL season with the Kitchener Rangers in 2009-10.
- Earned Player of the Game honors with Team OHL at the 2009 Subway Super Series.
- Was named MVP of Team Orr at the 2010 CHL Top Prospects Game.
- Appeared in the 2010 OHL All-Star Game.
- Ranked second among all OHL skaters in points (33) and tied for first in goals (20) during the 2010 OHL playoffs, leading Kitchener to the Western Conference Final.
- Led Kitchener in goals and ranked third on the team in points as a 16-year-old in 2008-09.

### International | Highlights

- Won a silver medal with Canada at the 2017 IIHF World Championship, totaling nine points (4+5) in 10 games.
- Recorded four points (2+2) for Canada at the 2013 IIHF World Championship.
- Notched five points (3+2) for Canada at the 2012 IIHF World Championship.
- Represented Canada at the 2011 IIHF World Championship in Slovakia, where he ranked third on the team in scoring with six points (3+3) despite being the youngest player in the tournament.
- Won a gold medal with Canada at the 2009 U18 Ivan Hlinka Memorial Tournament, leading the tournament with six goals, including two in the gold medal game against Russia.
- Scored the game-winning goal against Russia in the championship final for Team Ontario at the 2009 World Under-17 Challenge.

### Awards & Honors

#### Professional

2011 Calder Trophy  
 2011 NHL All-Rookie Team  
 2011 NHL All-Star Game

#### Amateur

2009 Super Series (Team OHL)  
 2010 CHL Top Prospects Game  
 2010 OHL All-Star Game





**CONTRACT STATUS:**  
Signed through 2019-20 (\$3.5 million AAV)

**CAREER TRANSACTIONS:**

Acquired by Buffalo from St. Louis with Tage Thompson, Patrik Berglund, a first-round pick in the 2019 NHL Draft and a second-round pick in the 2021 NHL Draft in exchange for Ryan O'Reilly, July 1, 2018; Acquired by St. Louis from Boston in exchange for David Warsofsky, June 26, 2010; Selected by Boston in the fourth round (106th overall) of the 2005 NHL Draft.



# 17

# Vladimir SOBOTKA

VLA-dih-meer suh-BOHT-kuh

**C** Born | July 2, 1987 | Trebic, Czech Republic  
Ht | 5 ft 11 in Wt | 189 lbs Shoots | Left

## 2017-18 | NHL Highs

- 1 | ..... **Man Games Lost**
- 1 | ..... **Most Goals**  
11x - Last: 3/18/18 at CHI
- 2 | ..... **Most Assists**  
4x - Last: 3/17/18 vs. NYR
- 2 | ..... **Most Points**  
4x - Last: 3/17/18 vs. NYR (0+2)
- 5 | ..... **Most Shots**  
3x - Last: 4/6/18 at CHI
- 20:34 | ..... **Highest TOI**  
12/2/17 at MIN

## Sobotka | vs NHL

TEAM	GP	G	A	P	PIM
Anaheim	15	1	5	6	13
Arizona	13	1	2	3	18
Boston	5	1	0	1	0
Buffalo	18	1	2	3	12
Calgary	16	2	2	4	12
Carolina	16	0	2	2	8
Chicago	27	5	4	9	26
Colorado	19	1	6	7	42
Columbus	18	3	7	10	9
Dallas	17	1	6	7	21
Detroit	20	2	4	6	12
Edmonton	16	4	7	11	14
Florida	14	0	6	6	10
Los Angeles	17	4	5	9	17
Minnesota	18	3	5	8	10
Montreal	10	1	3	4	2
Nashville	24	3	6	9	12
New Jersey	15	1	1	2	6
NY Islanders	12	0	5	5	8
NY Rangers	12	0	4	4	6
Ottawa	18	1	5	6	14
Philadelphia	12	1	1	2	8
Pittsburgh	17	1	3	4	10
San Jose	15	3	6	9	4
St. Louis	3	1	0	1	0
Tampa Bay	11	0	0	0	14
Toronto	19	1	4	5	4
Vancouver	16	2	4	6	6
Vegas	3	0	1	1	2
Washington	8	1	0	1	2
Winnipeg	19	2	2	4	10
<b>NHL Totals</b>	<b>463</b>	<b>47</b>	<b>108</b>	<b>155</b>	<b>332</b>

## HIGHLIGHTS | 2017-18

- Set career-high totals in games played (81), goals (11) and game-winning goals (4) in his ninth NHL season.
- The Blues were 10-1-0 when he scored and 23-3-1 when he recorded a point.
- Appeared in his 400th NHL game on Nov. 11 vs. NY Islanders.
- Scored his third career shorthanded goal on Nov. 16 at Edmonton.

## Professional Career | Highlights

- Ranks sixth among active NHL players with a career faceoff percentage of 56.0 percent.
- During his NHL career, his teams are 36-8-1 when he scores and 20-2-0 when he records at least two points.
- Played for Avangard Omsk (KHL) from 2014-15 to 2016-17, totaling 102 points (37+65) in 138 regular-season games and two KHL All-Star Game selections; led all Avangard skaters with 18 goals during the 2015-16 season and led the team with 10 points (3+7) in 12 games during the 2017 KHL Playoffs.
- Finished the 2016-17 season with St. Louis, scoring a goal in his lone regular-season game and recording a career-best six points (2+4) in 11 playoff games with the Blues.
- In 2013-14, he set career highs in assists (24) and points (33) and led the NHL in faceoff percentage (61.9%).
- Posted 25 points (10+15) for HC Slavia Praha of the Czech Extraliga in 2012-13 before the beginning of the NHL season, ranking fourth on the club in points despite appearing in just 27 of the team's 52 games.
- Tied for the Blues' lead with three points (0+3) in six games during the 2013 playoffs, also leading the team with a plus-4 rating.

## Amateur Career | Highlights

- Averaged more than a point per game in parts of three seasons in the Junior Extraliga, totaling 59 points (28+31) in 53 games in the Czech under-20 league.
- Tied for second among HC Slavia Praha players with 33 points (12+21) in his second Junior Extraliga season in 2004-05 despite appearing in just 27 of the team's games and spending 25 games in Czech professional leagues.
- As captain, led HC Slavia Praha to a championship in the Czech Under-18 League with a league-best 19 points (7+12) in seven postseason contests.

## Longest Streaks

**GOALS** | 3 games | 3/5/13 at LAK to 3/9/13 at SJS

**ASSISTS** | 4 games | 1/2/14 vs. LAK to 1/9/14 at CGY

**POINTS** | 4 games | 4x - Last: 1/2/14 vs. LAK to 1/9/14 at CGY (2+5)





## NHL FIRSTS

Game: 11/24/07 at NYI | Goal: 2/13/08 at PIT | Assist: 12/12/07 at ATL

### Career Stats | Regular Season

### Playoffs

SEASON	TEAM	LEAGUE	GP	G	A	P	+/-	PIM	PP	SH	GW	S	%	GP	G	A	P	PIM
2002-03	Praha U18	CzRep U18	46	16	24	40	-	50	-	-	-	-	-	-	-	-	-	-
2003-04	Praha U18	CzRep U18	35	24	41	65	-1	109	-	-	-	-	-	8	1	1	2	29
	Praha Jr.	CzRep Jr.	18	6	6	12	2	16	-	-	-	-	-	-	-	-	-	-
	Czech Republic	WJ18	7	1	0	1	3	10	0	0	0	1	0.0	-	-	-	-	-
	Praha	CzRep	1	0	0	0	0	0	-	-	-	-	-	-	-	-	-	-
2004-05	Praha Jr.	CzRep Jr.	27	12	21	33	18	91	-	-	-	-	-	-	-	-	-	-
	Praha	CzRep	18	0	1	1	2	8	-	-	-	-	-	-	-	-	-	-
	Havlickuv Brod	CzRep-3	7	3	0	3	-	31	-	-	-	-	-	7	1	5	6	0
	Czech Republic	WJ18	7	1	0	1	3	10	0	0	0	15	6.7	-	-	-	-	-
2005-06	Praha	CzRep	33	1	9	10	9	28	-	-	-	-	-	11	2	3	5	10
	Praha Jr.	CzRep Jr.	8	10	4	14	10	42	-	-	-	-	-	-	-	-	-	-
	Czech Republic	WJC	6	2	2	4	-2	33	2	0	0	11	18.2	-	-	-	-	-
2006-07	Praha	CzRep	33	7	6	16	-5	38	-	-	-	-	-	-	-	-	-	-
	Czech Republic	WJC	6	4	4	8	2	12	3	0	0	15	26.7	-	-	-	-	-
2007-08	<b>Boston</b>	<b>NHL</b>	<b>48</b>	<b>1</b>	<b>6</b>	<b>7</b>	<b>1</b>	<b>24</b>	<b>0</b>	<b>0</b>	<b>1</b>	<b>40</b>	<b>2.5</b>	<b>6</b>	<b>2</b>	<b>0</b>	<b>2</b>	<b>0</b>
	Providence	AHL	18	10	10	20	12	37	7	1	2	56	17.9	6	0	4	4	0
2008-09	<b>Boston</b>	<b>NHL</b>	<b>25</b>	<b>1</b>	<b>4</b>	<b>5</b>	<b>-10</b>	<b>10</b>	<b>0</b>	<b>0</b>	<b>0</b>	<b>19</b>	<b>5.3</b>	--	--	--	--	--
	Providence	AHL	44	20	24	44	11	83	5	1	4	137	14.6	14	2	11	13	43
2009-10	<b>Boston</b>	<b>NHL</b>	<b>61</b>	<b>4</b>	<b>6</b>	<b>10</b>	<b>-7</b>	<b>30</b>	<b>0</b>	<b>0</b>	<b>0</b>	<b>67</b>	<b>6.0</b>	<b>13</b>	<b>0</b>	<b>2</b>	<b>2</b>	<b>15</b>
	Providence	AHL	6	4	6	10	6	4	1	0	1	28	14.3	-	-	-	-	-
2010-11	<b>St. Louis</b>	<b>NHL</b>	<b>65</b>	<b>7</b>	<b>22</b>	<b>29</b>	<b>-4</b>	<b>69</b>	<b>1</b>	<b>1</b>	<b>0</b>	<b>75</b>	<b>9.3</b>	--	--	--	--	--
2011-12	<b>St. Louis</b>	<b>NHL</b>	<b>73</b>	<b>5</b>	<b>15</b>	<b>20</b>	<b>12</b>	<b>42</b>	<b>0</b>	<b>1</b>	<b>1</b>	<b>117</b>	<b>4.3</b>	<b>9</b>	<b>1</b>	<b>1</b>	<b>2</b>	<b>15</b>
2012-13	<b>St. Louis</b>	<b>NHL</b>	<b>48</b>	<b>8</b>	<b>11</b>	<b>19</b>	<b>-4</b>	<b>35</b>	<b>1</b>	<b>0</b>	<b>2</b>	<b>69</b>	<b>11.6</b>	<b>6</b>	<b>0</b>	<b>3</b>	<b>3</b>	<b>0</b>
	Praha	CzRep	27	10	15	25	10	8	-	-	-	-	-	-	-	-	-	-
2013-14	<b>St. Louis</b>	<b>NHL</b>	<b>61</b>	<b>9</b>	<b>24</b>	<b>33</b>	<b>14</b>	<b>72</b>	<b>1</b>	<b>0</b>	<b>1</b>	<b>102</b>	<b>8.8</b>	<b>6</b>	<b>0</b>	<b>3</b>	<b>3</b>	<b>4</b>
	Czech Republic	WC	9	2	4	6	1	10	0	0	1	19	10.5	-	-	-	-	-
2014-15	Omsk	KHL	53	10	28	38	12	51	5	0	2	145	6.9	4	1	1	2	0
	Czech Republic	WC	10	4	0	4	0	4	0	0	1	25	16.0	-	-	-	-	-
2015-16	Omsk	KHL	44	18	16	34	17	22	2	1	2	122	14.8	2	0	2	2	0
2016-17	Omsk	KHL	41	9	21	30	11	30	2	0	2	89	10.1	12	3	7	10	16
	Czech Republic	WCH	3	0	1	1	1	0	0	0	0	1	0.0	-	-	-	-	-
	Czech Republic	WC	3	0	0	0	-1	4	0	0	0	3	0.0	-	-	-	-	-
	<b>St. Louis</b>	<b>NHL</b>	<b>1</b>	<b>1</b>	<b>0</b>	<b>1</b>	<b>0</b>	<b>0</b>	<b>0</b>	<b>0</b>	<b>0</b>	<b>2</b>	<b>50.0</b>	<b>11</b>	<b>2</b>	<b>4</b>	<b>6</b>	<b>2</b>
2017-18	<b>St. Louis</b>	<b>NHL</b>	<b>81</b>	<b>11</b>	<b>20</b>	<b>31</b>	<b>-6</b>	<b>50</b>	<b>0</b>	<b>1</b>	<b>4</b>	<b>136</b>	<b>8.1</b>	--	--	--	--	--
	<b>NHL Totals</b>		<b>463</b>	<b>47</b>	<b>108</b>	<b>155</b>	<b>-4</b>	<b>332</b>	<b>3</b>	<b>3</b>	<b>9</b>	<b>627</b>	<b>7.5</b>	<b>51</b>	<b>5</b>	<b>13</b>	<b>18</b>	<b>36</b>



## SINGLE-GAME HIGHS

### HAT TRICKS | 1

3/9/13 at SJS | vs. Antti Niemi

### PENALTY SHOTS | 0

N/A

### SHOOTOUT STATS

0 Goals | 2 Attempts | 0.0 PCT | 0 GOG

### International | Highlights

- Represented the Czech Republic at both the 2016 World Cup of Hockey and the 2017 IIHF World Championship, appearing in three games for his country during each tournament in 2016-17.
- Totaled six points (2+4) in nine games for the Czech Republic at the 2014 IIHF World Championship and was selected as a top three player on the team.
- Was named to the Czech Republic's team for the 2014 Winter Olympics, but missed the tournament due to injury.
- Represented the Czech Republic at the 2006 and 2007 IIHF World Junior Championships and was named among the top three players on the 2007 Czech squad after tying for fifth-most points in the tournament with eight points (4+4) in six games.
- Earned a bronze medal with the Czech Republic at the 2004 IIHF Under-18 World Championship.

### Awards & Honors

#### Professional

2006 Czech Extraliga Silver Medal  
2013 Czech Extraliga Bronze Medal  
2016 KHL All-Star Game  
2017 KHL All-Star Game (DNP)


#### International

2004 IIHF U18 World Championship Bronze Medal  
2007 IIHF World Junior Championship Top 3 Player (Czech Republic)  
2014 IIHF World Championship Top 3 Player (Czech Republic)

#### Amateur

2004 Czech U18 Extraliga Champion





**CONTRACT STATUS:**  
Signed through 2019-20 (\$925,000 AAV)

**CAREER TRANSACTIONS:**  
Acquired by Buffalo from St. Louis with Patrik Berglund, Vladimir Sobotka, a first-round pick in the 2019 NHL Draft and a second-round pick in the 2021 NHL Draft in exchange for Ryan O'Reilly, July 1, 2018; Selected by St. Louis in the first round (26th overall) of the 2016 NHL Draft.



# 72

# Taje THOMPSON

TAYJ TAHMP-suhn

**C** **Born** | October 30, 1997 | Phoenix, Arizona, United States  
**Ht** | 6 ft 6 in **Wt** | 205 lbs **Shoots** | Right

## 2017-18 | NHL Highs

- 0 | ..... **Man Games Lost**
- 1 | ..... **Most Goals**  
3x - Last: 1/9/18 vs. FLA
- 1 | ..... **Most Assists**  
6x - Last: 3/23/18 vs. VAN
- 1 | ..... **Most Points**  
9x - Last: 3/23/18 vs. VAN (0+1)
- 5 | ..... **Most Shots**  
1/9/18 vs. FLA
- 16:14 | ..... **Highest TOI**  
1/20/18 vs. ARI

## Thompson | vs NHL

TEAM	GP	G	A	P	PIM
Anaheim	1	0	0	0	0
Arizona	1	0	0	0	0
Boston	2	0	0	0	0
Buffalo	1	0	0	0	0
Calgary	1	0	0	0	2
Carolina	1	0	0	0	0
Chicago	3	0	0	0	0
Colorado	3	0	0	0	2
Columbus	1	0	0	0	0
Dallas	3	1	0	1	2
Detroit	1	0	0	0	0
Edmonton	1	1	0	1	0
Florida	1	1	0	1	0
Los Angeles	1	0	1	1	0
Minnesota	1	0	0	0	0
Montreal	1	0	1	1	0
Nashville	2	0	0	0	0
New Jersey	1	0	1	1	0
NY Islanders	1	0	0	0	0
NY Rangers	2	0	1	1	2
Ottawa	2	0	0	0	0
Philadelphia	1	0	0	0	0
Pittsburgh	1	0	0	0	0
San Jose	2	0	0	0	0
St. Louis	0	0	0	0	0
Tampa Bay	0	0	0	0	0
Toronto	1	0	0	0	0
Vancouver	2	0	1	1	4
Vegas	1	0	0	0	0
Washington	2	0	1	1	0
Winnipeg	0	0	0	0	0
<b>NHL Totals</b>	<b>41</b>	<b>3</b>	<b>6</b>	<b>9</b>	<b>12</b>

## HIGHLIGHTS | 2017-18

- Logged 11:26 of ice time in his NHL debut on Oct. 4 at Pittsburgh.
- Recorded his first NHL point with a goal on Dec. 21 at Edmonton.
- Played in 30 AHL games with the San Antonio Rampage, setting career-high totals in games played, goals (8), assists (10) and points (18) in his second professional season.
- Ranked sixth among Rampage regulars and first among San Antonio rookies in points per game (.60).

## Professional Career | Highlights

- Appeared in 16 games with the Chicago Wolves (AHL) in 2016-17 after wrapping up his sophomore season at the University of Connecticut.
- Made his professional debut as a member of the Wolves on March 11, 2017 at Milwaukee.
- Recorded his first professional point with an assist on March 22, 2017 at Cleveland.
- Scored his first professional goal on April 1, 2017 vs. Cleveland.
- Appeared in all 10 postseason games with the Wolves during the 2017 Calder Cup Playoffs, totaling three points (2+1).

## Amateur Career | Highlights

- Spent two seasons at the University of Connecticut, totaling 64 points (33+31) in 70 games.
- Was selected as a member of the 2017 Hockey East Third All-Star Team after leading all Huskies in goals (19) and points (32) as a sophomore.
- Ranked second among all UConn skaters in goals (14), assists (18) and points (32) during his freshman season in 2015-16.
- Led all NCAA players with 13 power-play goals as a freshman in 2015-16.

## International | Highlights

- Made his debut with the United States' senior national team at the 2018 IIHF World Championship in Denmark, tallying three points (1+2) in 10 games and earning a bronze medal.
- Recorded five points (1+4) in seven games at the 2017 IIHF World Junior Championship in Canada, helping the United States to a gold medal.
- Won a gold medal with the United States at the 2015 IIHF Under-18 World Championship in Switzerland.


## Longest Streaks

**GOALS** | 0 games | N/A

**ASSISTS** | 0 games | N/A

**POINTS** | 2 games | 1/7/18 at WSH to 1/9/18 vs. FLA (1+1)





## NHL FIRSTS

Game: 10/4/17 at PIT | Goal: 12/21/17 at EDM | Assist: 1/2/18 vs. NJD

### Career Stats | Regular Season

### Playoffs

SEASON	TEAM	LEAGUE	GP	G	A	P	+/-	PIM	PP	SH	GW	S	S%	GP	G	A	P	PIM
2014-15	USNTDP	USHL	25	7	7	14	10	20	2	0	1	26	26.9	-	-	-	-	-
	United States	WJ18	7	0	1	1	1	2	0	0	0	1	0.0	-	-	-	-	-
2015-16	UConn	H-East	36	14	18	32	-14	12	13	0	2	97	14.4	-	-	-	-	-
2016-17	UConn	H-East	34	19	13	32	-6	24	7	0	3	123	15.4	-	-	-	-	-
	Chicago	AHL	16	1	1	2	1	2	0	0	0	21	4.8	10	2	1	3	4
	United States	WJC	7	1	4	5	4	4	0	0	1	15	6.7	-	-	-	-	-
2017-18	St. Louis	NHL	41	3	6	9	-12	12	0	0	0	55	5.5	--	--	--	--	--
	San Antonio	AHL	30	8	10	18	-4	4	2	0	1	84	9.5	-	-	-	-	-
	United States	WC	10	1	2	3	3	16	0	0	0	8	0.0	-	-	-	-	-
<b>NHL Totals</b>			<b>41</b>	<b>3</b>	<b>6</b>	<b>9</b>	<b>-12</b>	<b>12</b>	<b>0</b>	<b>0</b>	<b>0</b>	<b>55</b>	<b>5.5</b>	<b>--</b>	<b>--</b>	<b>--</b>	<b>--</b>	<b>--</b>



### Awards & Honors

#### International

2015 IIHF U18 World Championship Gold Medal  
 2017 IIHF World Junior Championship Gold Medal  
 2018 IIHF World Championship Bronze Medal

#### Amateur

2017 Hockey East Third All-Star Team

## SINGLE-GAME HIGHS

**HAT TRICKS** | 0  
N/A

**PENALTY SHOTS** | 0  
N/A

**SHOOTOUT STATS**  
N/A





**CONTRACT STATUS:**  
Signed through 2018-19 (\$750,000 AAV)



**CAREER TRANSACTIONS:**  
Selected by Buffalo in the sixth round (163rd overall) of the 2012 NHL Draft.

# 35

# Linus ULLMARK

LEE-nuhs UHL-mahrk

**G** **Born** | July 31, 1993 | Lugnvik, Sweden  
**Ht** | 6 ft 4 in **Wt** | 213 lbs **Catches** | Left

## 2017-18 | NHL Highs

7 | ..... **Man Games Lost**  
45 | ..... **Most Shots Faced**  
1/11/18 vs. CBJ  
44 | ..... **Most Saves**  
1/11/18 vs. CBJ  
N/A | ..... **Longest Winning Streak**  
53:45 | ..... **Longest Shutout Sequence**  
1/11/18 vs. CBJ

## HIGHLIGHTS | 2017-18

- Went 1-2-0 in five appearances with the Sabres, logging his best NHL save percentage (.935) and goals-against average (2.00).
- Went 21-12-10 (.605) in 44 games in his third season with the Rochester Americans, logging his best points percentage (.605), save percentage (.922) and goals-against average (2.44), and earning a spot in the 2017 AHL All-Star Classic.
- Set an NHL single-game career high with 44 saves on 45 shots on Jan. 11 vs. Columbus, allowing only a single power play goal in a 3-1 Sabres win.

## Ullmark | vs NHL

TEAM	GP	W-LOT	SO	GA	GAA	SV%
Anaheim	0	0-0-0	0	0	0.00	.000
Arizona	1	0-0-0	0	1	1.94	.923
Boston	0	0-0-0	0	0	0.00	.000
Buffalo	0	0-0-0	0	0	0.00	.000
Calgary	0	0-0-0	0	0	0.00	.000
Carolina	0	0-0-0	0	0	0.00	.000
Chicago	0	0-0-0	0	0	0.00	.000
Colorado	0	0-0-0	0	0	0.00	.000
Columbus	1	1-0-0	0	1	1.00	.978
Dallas	1	0-1-0	0	2	2.03	.929
Detroit	1	0-0-1	0	4	3.69	.913
Edmonton	0	0-0-0	0	0	0.00	.000
Florida	2	1-1-0	0	6	3.03	.906
Los Angeles	1	1-0-0	0	1	0.95	.952
Minnesota	1	1-0-0	0	2	2.00	.933
Montreal	1	0-1-0	0	1	1.02	.955
Nashville	2	0-2-0	0	7	4.88	.825
New Jersey	2	0-2-0	0	6	3.10	.878
NY Islanders	3	2-1-0	0	6	1.99	.931
NY Rangers	1	0-0-0	0	1	1.94	.909
Ottawa	0	0-0-0	0	0	0.00	.000
Philadelphia	1	1-0-0	0	1	1.00	.964
Pittsburgh	0	0-0-0	0	0	0.00	.000
San Jose	0	0-0-0	0	0	0.00	.000
St. Louis	2	0-1-1	0	4	1.94	.927
Tampa Bay	2	0-2-0	0	6	4.56	.872
Toronto	0	0-0-0	0	0	0.00	.000
Vancouver	2	1-1-0	0	7	3.50	.897
Vegas	0	0-0-0	0	0	0.00	.000
Washington	1	0-1-0	0	2	2.07	.923
Winnipeg	1	1-0-0	0	2	2.00	.955
NHL Totals	26	9-13-2	0	60	2.52	.917

## Professional Career | Highlights

- Earned his first AHL shutout with 28 saves on March 26, 2017 vs. Springfield.
- Appeared in 20 games for the Sabres in 2015-16, becoming the 11th rookie goaltender in franchise history to do so.
- Stopped 27 of 28 shots on Oct. 30, 2015 vs. Philadelphia to earn his first NHL win; became the youngest goaltender to earn a win for the Sabres since Mika Noronen (21 years, 111 days) did so on Oct. 5, 2000 vs. Chicago.
- Started four straight games for Buffalo from Oct. 30 to Nov. 5, 2015, becoming the first Sabres goaltender to make four straight team starts in his first NHL season since Ryan Miller did so from Dec. 31, 2002 to Jan. 10, 2003.
- Stopped a career-high 51 shots – the most by an AHL goaltender in a single game in 2015-16 and the most by a Rochester goalie in more than six years - on Feb. 20, 2016 at Syracuse.
- Helped Modo avoid relegation following his second full SHL season, posting a 4-0 postseason record with a 0.50 goals-against average and a .980 save percentage.
- Led all SHL goaltenders with a .931 save percentage in his first full professional season in 2013-14, earning the Honken Trophy as the league's top goaltender.
- Made his professional playoff debut with a 1-1-0 record, a 1.47 goals-against average and a .955 save percentage in two playoff games for Modo in 2012-13.

## Longest Streaks


**WINNING** | 3 games | 1/10/116 at WPG to 4/9/16 at NYI

**SHUTOUT SEQUENCE** | 95:51 | 12/12/15 vs. LAK to 12/25/15 vs. NJD









**CONTRACT STATUS:**  
Signed through 2019-20 (\$1.05 million AAV)

**CAREER TRANSACTIONS:**

Acquired by Buffalo from Detroit in exchange for a fifth-round pick in the 2019 NHL Draft, Dec. 4, 2017; Acquired by Detroit from Pittsburgh with a third-round pick in the 2018 NHL Draft in exchange for Riley Sheahan, Oct. 21, 2017; Selected by Pittsburgh in the seventh round (209th overall) of the 2011 NHL Draft.



# 20

# Scott WILSON

SKAHT WIHL-suhn

**C** Born | April 25, 1992 | Oakville, Ontario, Canada  
Ht | 5 ft 11 in Wt | 186 lbs Shoots | Left

**2017-18 | NHL Highs**

- 0 | ..... **Man Games Lost**
- 1 | ..... **Most Goals**  
6x - Last: 3/8/18 at OTT
- 1 | ..... **Most Assists**  
8x - Last: 4/4/18 vs. OTT
- 2 | ..... **Most Points**  
2/10/18 at BOS (1+1)
- 5 | ..... **Most Shots**  
2x - Last: 2/13/18 vs. TBL
- 22:23 | ..... **Highest TOI**  
3/10/18 vs. VGK

**Wilson | vs NHL**

TEAM	GP	G	A	P	PIM
Anaheim	4	0	0	0	0
Arizona	5	1	0	1	0
Boston	6	1	1	2	27
Buffalo	6	1	0	1	2
Calgary	7	1	1	2	2
Carolina	7	2	1	3	0
Chicago	6	1	1	2	2
Colorado	5	0	0	0	2
Columbus	8	0	2	2	5
Dallas	3	0	1	1	0
Detroit	6	1	0	1	0
Edmonton	5	0	2	2	0
Florida	9	0	2	2	2
Los Angeles	4	0	0	0	0
Minnesota	3	0	1	1	2
Montreal	4	0	1	1	0
Nashville	5	1	2	3	0
New Jersey	10	1	1	2	2
NY Islanders	3	0	1	1	0
NY Rangers	10	1	0	1	0
Ottawa	9	2	1	3	0
Philadelphia	7	0	2	2	4
Pittsburgh	0	0	0	0	0
San Jose	2	1	0	1	0
St. Louis	5	0	0	0	0
Tampa Bay	9	3	0	3	2
Toronto	7	0	1	1	0
Vancouver	5	0	3	3	0
Vegas	1	0	0	0	0
Washington	6	0	1	1	0
Winnipeg	5	2	2	4	0
<b>NHL Totals</b>	<b>172</b>	<b>19</b>	<b>27</b>	<b>46</b>	<b>52</b>

**HIGHLIGHTS | 2017-18**

- Spent the majority of the season with the Sabres after trades that took him from Pittsburgh to Detroit in October and then to Buffalo in December.
- Appeared in 49 of Buffalo's 55 games after his acquisition.
- Tied career highs with two points (1+1) on Feb. 10 at Boston and points in three straight games from Jan. 22 to 25, 2018 (1+2).
- Logged his highest career ice time total (22:23) on March 10 vs. Vegas.

**Professional Career | Highlights**

- Set NHL career highs in 2016-17 in games played (78), goals (8), assists (18) and points (26).
- Scored in a career-best three straight games from Feb. 18 to 21, 2016; it was the longest goal streak by a Penguins rookie since Jordan Staal in 2007.
- Appeared in 20 of Pittsburgh's 25 playoff games in 2017, totaling six points (3+3).
- Led the AHL with 22 goals at the time of his final recall in 2015-16 before spending two full NHL seasons in the NHL in 2016-17 and 2017-18.
- Ranked second among Wilkes-Barre/Scranton skaters with 1.06 points per game in 2015-16, also ranking third in goals (22) despite playing only 34 games with the team.
- Made his professional playoff debut with Wilkes-Barre/Scranton in 2015, ranking second on the team in playoff points per game (1.33) after recording four points (2+2) in three games.

**Amateur Career | Highlights**

- Won Hockey East titles in 2013 and 2014 with UMass-Lowell.
- Helped the River Hawks reach the Frozen Four for the first time in program history as a sophomore in 2013 by leading the team with four points (1+3) in three tournament games.
- Matched his freshman year offensive totals in his second collegiate season in 2012-13, posting 38 points (16+22) in 41 games.
- Ranked second among all NCAA freshmen in points per game (1.03) in 2011-12 after recording 38 points (16+22) in 37 games.
- Named 2012 Hockey East Rookie of the Year, was named to the 2012 Hockey East All-Rookie Team and was the 2012 recipient of the New England Hockey Writers' George C. Carens Rookie of the Year Award.


**Longest Streaks**

**GOALS | 3 games | 2/18/16 vs. DET to 2/21/16 at BUF**

**ASSISTS | 3 games | 3/8/17 at WPG to 3/11/17 at VAN**

**POINTS | 3 games | 4x - Last: 1/22/18 at CGY to 1/25/18 at VAN (1+2)**






## NHL FIRSTS

Game: 12/2/14 vs. NJD | Goal: 2/18/16 vs. DET | Assist: 12/21/15 vs. CBJ

### Career Stats | Regular Season

SEASON	TEAM	LEAGUE	GP	G	A	P	+/-	PIM	PP	SH	GW	S	S%	GP	G	A	P	PIM
2011-12	UMass-Lowell	H-East	37	16	22	38	12	26	5	0	2	83	19.3	-	-	-	-	-
2012-13	UMass-Lowell	H-East	41	16	22	38	6	32	6	0	5	114	14.0	-	-	-	-	-
2013-14	UMass-Lowell	H-East	31	7	12	19	5	24	1	0	1	108	6.5	-	-	-	-	-
	Wilkes-Barre/Scranton	AHL	1	0	0	0	0	0	0	0	0	1	0.0	-	-	-	-	-
2014-15	Wilkes-Barre/Scranton	AHL	55	19	22	41	14	30	7	0	7	147	12.9	3	2	2	4	0
	Pittsburgh	NHL	1	0	0	0	0	0	0	0	0	0	0.0	3	0	0	0	0
2015-16	Wilkes-Barre/Scranton	AHL	32	22	14	36	4	19	9	0	7	114	19.3	-	-	-	-	-
	Pittsburgh	NHL	24	5	1	6	0	12	0	0	1	39	12.8	--	--	--	--	--
2016-17	Pittsburgh	NHL	78	8	18	26	0	32	0	0	1	127	6.3	20	3	3	6	11
2017-18	Pittsburgh	NHL	3	0	0	0	-2	0	0	0	0	3	0.0	--	--	--	--	--
	Detroit	NHL	17	0	0	0	-1	0	0	0	0	10	0.0	--	--	--	--	--
	Buffalo	NHL	49	6	8	14	-17	8	0	0	0	85	7.1	--	--	--	--	--
<b>NHL Totals</b>			172	19	27	46	-20	52	0	0	2	264	7.2	23	3	3	6	11
<b>Buffalo Totals</b>			49	6	8	14	-17	8	0	0	0	85	7.1	--	--	--	--	--

### Playoffs



### Awards & Honors

#### Professional

2017 Stanley Cup Champion

#### Amateur

2012 Hockey East Rookie of the Year  
 2012 Hockey East All-Rookie Team  
 2013 Hockey East Champion  
 2013 Hockey East Tournament All-Star Team  
 2014 Hockey East Champion

## SINGLE-GAME HIGHS

### HAT TRICKS | 0

N/A

### PENALTY SHOTS | 0-FOR-1

11/2/16 at ANA | vs. John Gibson | Unsuccessful

### SHOOTOUT STATS

N/A



# Rochester Americans PLAYER PROFILES



## C RASMUS ASPLUND

**Born** | December 3, 1997 | Filipstad, Sweden    **Ht** | 5 ft 11 in    **Wt** | 191 lbs

**How Acquired:** Selected by Buffalo in the second round (33rd overall) of the 2016 NHL Draft.



### Career | Highlights

- Skated in a career-high 50 games in his fourth season with Färjestad BK (SHL) in 2017-18 and set personal bests in goals (8), assists (20) and points (28) while serving as an alternate captain.
- Represented Sweden at the 2017 IIHF World Junior Championship, leading the team in faceoff percentage (64.0%) and tying for fifth in the tournament with six assists while serving as an alternate captain.
- Recorded five points (3+2) in seven contests with Sweden at the 2016 IIHF World Junior Championship in Helsinki, Finland.
- Made his professional debut as a 16-year-old with Färjestad in 2014-15, tallying three points (2+1) in 35 games and skating in three postseason contests with the team.
- Also appeared in 19 games as an alternate captain for Färjestad's SuperElit team in 2014-15, leading the league in faceoff percentage (68.1%) and leading all Färjestad players with at least five games played in points per game (1.32).
- Led Sweden in faceoff percentage (56.4%) and posted five points (2+3) while serving as the team's captain during the 2015 IIHF Under-18 World Championship.
- Made his U-20 debut at age 15 in the 2013-14 Swedish SuperElit season, totaling 14 points (7+7) in 38 regular-season contests and adding a goal in four playoff games to help Färjestad capture a silver medal.
- Served as captain of Team Sweden at the 2014 World Under-17 Hockey Challenge and posted three points (2+1) in five games for Sweden at the 2014 Ivan Hlinka Memorial Tournament.

### Career Stats | Regular Season

### Playoffs

SEASON	TEAM	LEAGUE	GP	G	A	P	+/-	PIM	PP	SH	GW	S	S%	GP	G	A	P	PIM
2012-13	Färjestad U18	SWE-U18	16	6	9	15	19	6	1	0	1	36	16.7	-	-	-	-	-
	Färjestad U18	SWE-U18-2	15	4	6	10	3	14	0	0	0	42	9.5	2	0	0	0	0
2013-14	Färjestad Jr.	SWE-Jr.	38	7	7	14	-14	12	1	1	3	64	10.9	4	1	0	1	0
	Färjestad U18	SWE-U18	10	6	10	16	11	37	1	1	0	31	19.4	-	-	-	-	-
2014-15	Färjestad U18	SWE-U18-2	7	6	5	11	9	4	0	1	1	34	17.7	4	7	2	9	2
	Färjestad	SHL	35	2	1	3	0	4	1	0	1	16	12.5	3	0	0	0	0
	Färjestad Jr.	SWE-Jr.	19	8	17	25	16	14	1	0	2	61	13.1	6	3	4	7	0
2015-16	Sweden	WJ18	5	2	3	5	-2	8	1	0	0	12	16.7	-	-	-	-	-
	Färjestad	SHL	46	4	8	12	10	16	0	0	0	41	9.8	3	0	0	0	0
2016-17	Sweden	WJC	7	3	2	5	3	6	0	0	0	12	25.0	-	-	-	-	-
	Färjestad	SHL	39	6	13	19	3	10	0	0	1	45	13.3	5	0	3	3	0
2017-18	Sweden	WJC	7	1	6	7	5	0	0	0	0	8	12.5	-	-	-	-	-
	Färjestad	SHL	50	8	20	28	4	20	0	1	1	64	12.5	6	0	0	0	6





# Rochester Americans PLAYER PROFILES



## RW JUSTIN BAILEY

**Born** | July 1, 1995 | Williamsville, New York    **Ht** | 6 ft 3 in    **Wt** | 215 lbs

**How Acquired:** Selected by Buffalo in the second round (52nd overall) of the 2013 NHL Draft.



### Career | Highlights

- Tied his NHL career high with four points (3+1) with Buffalo in 2017-18, but did so in 20 fewer games than in 2016-17.
- Earned his first recall of the 2017-18 season and scored on his first shift just 1:26 into the game on Oct. 15, 2017 at Anaheim.
- Made his professional playoff debut in 2018 with Rochester, tying for the team lead with two goals in three postseason games.
- Recorded his first NHL point with a goal on Jan. 3, 2017 at NY Rangers.
- Led the North Division All-Stars with four points (2+2) in the 2017 AHL All-Star Challenge.
- Enjoyed a breakout year with Rochester in 2015-16, recording a career-best 45 points (20+25) in 70 AHL appearances.
- Scored his 20 goals in his first AHL season in 2015-16, becoming the first Amerks rookie to reach the 20-goal mark since Drew Stafford in 2006-07.
- Recorded seven shots and logged 11:54 of ice time in his NHL debut on Feb. 11, 2016 at Philadelphia, becoming the fifth Buffalo native ever to play for the Sabres; also became the first Sabres player to post seven shots in his debut since Alexander Mogilny.
- Established career highs all offensive categories in his third and final OHL in 2014-15, season through a combined 57 regular-season appearances with Kitchener and Sault Ste. Marie.
- Was a point-per-game player during the 2015 OHL postseason, recording 14 points (7+7) in 14 playoff contests as Sault Ste. Marie advanced to the Western Conference Finals.
- Tied for the Rangers' team lead in goals (25) and finished second in points (43) in his second OHL season in 2013-14.

### Career Stats | Regular Season

### Playoffs

SEASON	TEAM	LEAGUE	GP	G	A	P	+/-	PIM	PP	SH	GW	S	S%	GP	G	A	P	PIM
2012-13	Kitchener	OHL	57	17	19	36	22	34	1	0	2	-	-	10	1	2	3	4
2013-14	Kitchener	OHL	54	25	18	43	-12	20	5	0	1	-	-	-	-	-	-	-
2014-15	Kitchener	OHL	35	22	19	41	-11	32	7	2	1	-	-	-	-	-	-	-
	Sault Ste. Marie	OHL	22	12	16	28	17	12	3	1	3	-	-	14	7	7	14	6
2015-16	Rochester	AHL	70	20	25	45	-7	16	4	0	3	186	10.8	-	-	-	-	-
	Buffalo	NHL	8	0	0	0	-2	2	0	0	0	22	0.0	--	--	--	--	--
2016-17	Rochester	AHL	52	23	13	36	4	35	0	0	0	126	18.3	-	-	-	-	-
	Buffalo	NHL	32	2	2	4	0	4	0	0	1	36	5.6	--	--	--	--	--
2017-18	Rochester	AHL	37	10	5	15	3	28	1	0	0	87	11.5	3	2	0	2	0
	Buffalo	NHL	12	3	1	4	-2	2	0	0	0	19	15.8	--	--	--	--	--
	<b>NHL Totals</b>		<b>52</b>	<b>5</b>	<b>3</b>	<b>8</b>	<b>-4</b>	<b>8</b>	<b>0</b>	<b>0</b>	<b>1</b>	<b>77</b>	<b>6.5</b>	--	--	--	--	--
	<b>Buffalo Totals</b>		<b>52</b>	<b>5</b>	<b>3</b>	<b>8</b>	<b>-4</b>	<b>8</b>	<b>0</b>	<b>0</b>	<b>1</b>	<b>77</b>	<b>6.5</b>	--	--	--	--	--





# Rochester Americans PLAYER PROFILES



## RW NICHOLAS BAPTISTE

**Born** | August 4, 1995 | **Ottawa, Ontario** | **Ht** | 6 ft 1 in | **Wt** | 201 lbs

**How Acquired:** Selected by Buffalo in the third round (69th overall) of the 2013 NHL Draft.



### Career | Highlights

- Skated in career-high 33 NHL games with the Sabres in 2017-18.
- Played in his first professional playoff series in 2018 with Rochester, scoring his first professional playoff goal on April 21, 2018 at Syracuse.
- Established career highs in his second AHL season in 2016-17 in every major offensive category, including goals (25), assists (16), points (41) and shots (174); led all Amerks in goals and power-play goals (11), which tied for 14th and eighth in the AHL, respectively.
- Made his NHL debut on Oct. 18, 2016 at Calgary and scored his first NHL goal on Oct. 20, 2016 at Vancouver.
- Began his final OHL season in 2014-15 with 11 points (6+5) in 12 games for Sudbury; traded midseason to Erie, where he finished the season fifth on the team in scoring, averaging 1.21 points per game.
- Ranked sixth in the OHL in postseason scoring with 23 points (12+11) in 20 playoff contests during Erie's run to the 2015 J. Ross Robertson Cup Finals; ranked fourth overall with 12 playoff goals, including a league-best six power-play tallies.
- Set OHL career highs in goals (45), assists (44), points (89) and penalty minutes (59) in 65 games with Sudbury in 2013-14, tying for fourth in the league in goals and ranking 12th in points; added five points (1+4) in as many playoff contests to lead the Wolves in postseason scoring.
- Earned a gold medal with Team Canada at the 2013 IIHF Under-18 World Championship in Sochi, Russia; finished the tournament with eight points (3+5).

### Career Stats | Regular Season

### Playoffs

SEASON	TEAM	LEAGUE	GP	G	A	P	+/-	PIM	PP	SH	GW	S	S%	GP	G	A	P	PIM
2011-12	Sudbury	OHL	64	8	19	27	-7	42	0	0	1	-	-	4	0	0	0	2
2012-13	Sudbury	OHL	66	21	27	48	-1	44	10	0	1	-	-	9	3	1	4	6
	Canada	WJ18	7	3	5	8	6	4	1	0	0	13	23.1	-	-	-	-	-
2013-14	Sudbury	OHL	65	45	44	89	20	59	12	3	4	-	-	5	1	4	5	8
2014-15	Sudbury	OHL	12	6	5	11	-7	8	3	0	0	-	-	-	-	-	-	-
	Erie	OHL	41	26	27	53	16	18	13	1	2	-	-	20	12	11	23	10
2015-16	Rochester	AHL	62	13	15	28	-3	30	1	0	1	92	14.1	-	-	-	-	-
2016-17	Rochester	AHL	59	25	16	41	3	34	1	0	1	174	14.4	-	-	-	-	-
	Buffalo	NHL	14	3	1	4	1	6	0	0	0	16	18.8	--	--	--	--	--
2017-18	Rochester	AHL	36	7	11	18	3	22	2	0	3	87	8.0	3	1	0	1	2
	Buffalo	NHL	33	4	2	6	-4	14	0	0	1	45	8.9	--	--	--	--	--
<b>NHL Totals</b>			<b>47</b>	<b>7</b>	<b>3</b>	<b>10</b>	<b>-3</b>	<b>20</b>	<b>0</b>	<b>0</b>	<b>1</b>	<b>61</b>	<b>11.5</b>	--	--	--	--	--
<b>Buffalo Totals</b>			<b>47</b>	<b>7</b>	<b>3</b>	<b>10</b>	<b>-3</b>	<b>20</b>	<b>0</b>	<b>0</b>	<b>1</b>	<b>61</b>	<b>11.5</b>	--	--	--	--	--





# Rochester Americans PLAYER PROFILES



## **D** WILLIAM BORGEN

**Born** | December 19, 1996 | Moorhead, Minnesota **Ht** | 6 ft 3 in **Wt** | 196 lbs



**How Acquired:** Selected by Buffalo in the fourth round (92nd overall) of the 2015 NHL Draft.

### Career | Highlights

- Joined the Rochester Americans (AHL) for eight games in 2017-18 following the completion of his collegiate career; made his professional debut on March 30, 2018 vs. Charlotte.
- Completed his junior year at St. Cloud State University (NCHC) in 2017-18 with a career-high 15 points (2+13) in 36 games, helping the Huskies to an appearance in the NCAA tournament.
- Earned the 2018 National College Hockey Conference's Defensive Defenseman of the Year award and was selected to the 2018 All-NCHC Honorable Mention All-Star team.
- One of four collegiate players nationally to be named to the 2018 United States Olympic Men's Hockey Team; did not dress during the tournament.
- Earned a spot on the 2017 NCHC All-Academic Team.
- Named to the NCHC All-Rookie team after recording 14 points (1+13) in 37 regular-season games as a freshman and helping St. Cloud State to the 2016 NCHC title.
- Captured a bronze medal with the United States at the 2016 IIHF World Junior Championship in Helsinki, Finland.

### Career Stats | Regular Season


### Playoffs

SEASON	TEAM	LEAGUE	Regular Season											Playoffs				
			GP	G	A	P	+/-	PIM	PP	SH	GW	S	S%	GP	G	A	P	PIM
2012-13	Moorhead	Minn. H.S.	24	3	16	19	-	22	-	-	-	-	-	3	0	1	1	0
2013-14	Moorhead	Minn. H.S.	24	6	10	16	-	35	-	-	-	-	-	3	2	3	5	2
	Great Plains	Minn. H.S.	13	4	3	7	-	8	-	-	-	-	-	2	0	1	1	2
2014-15	Moorhead	Minn. H.S.	24	5	21	26	-	64	-	-	-	-	-	3	1	1	2	6
	Omaha	USHL	18	1	7	8	-	0	0	0	0	37	2.7	3	0	0	0	0
	Great Plains	Minn. H.S.	17	1	6	7	-	41	-	-	-	-	-	3	0	2	2	2
2015-16	St. Cloud State	NCHC	37	1	13	14	17	36	0	0	0	31	3.2	-	-	-	-	-
	United States	WJC	7	0	3	3	6	2	0	0	0	6	0.0	-	-	-	-	-
2016-17	St. Cloud State	NCHC	33	2	10	12	4	60	0	0	0	41	4.9	-	-	-	-	-
2017-18	St. Cloud State	NCHC	36	2	13	15	9	68	1	0	1	54	3.7	-	-	-	-	-
	Rochester	AHL	8	0	0	0	0	0	0	0	0	8	0.0	-	-	-	-	-





# Rochester Americans PLAYER PROFILES



## RW ERIC CORNEL

**Born** | April 11, 1996 | Peterborough, Ontario **Ht** | 6 ft 2 in **Wt** | 191 lbs

**How Acquired:** Selected by Buffalo in the second round (44th overall) of the 2014 NHL Draft.



### Career | Highlights

- Established AHL career highs in goals (9) and points (18) and tied his previous best mark in assists (9) in 61 games during his second full season with Rochester in 2017-18.
- Made his professional playoff debut in 2018, appearing in two games during the Amerks' opening-round series with the Syracuse Crunch.
- Appeared in his 100th AHL game on Dec. 23, 2017 at Laval.
- Recorded a personal-best three points (1+2) on March 11, 2018 vs. Syracuse.
- Earned Rochester's Most Improved Player award following his first full AHL season in 2016-17.
- Scored his first professional goal – a game-winner – on Oct. 14, 2016 vs. Hershey.
- Completed his fourth and final season with the Peterborough Petes in 2015-16, recording a career-high 83 points (27+56) in 68 games while serving as team captain; tied for 13th in the OHL in scoring and ranked eighth in the league with a team-high 56 assists.
- Ranked second among all Petes in scoring in each of his final three seasons with the team.
- Joined the Amerks following the conclusion of the 2014-15 OHL season; made his professional debut on April 9, 2015 at Lake Erie and recorded his first professional point with an assist on April 19, 2015 at Adirondack.

### Career Stats | Regular Season

### Playoffs

SEASON	TEAM	LEAGUE	GP	G	A	P	+/-	PIM	PP	SH	GW	S	%	GP	G	A	P	PIM
2012-13	Peterborough	OHL	63	4	12	16	-2	13	0	0	0	-	-	-	-	-	-	-
2013-14	Peterborough	OHL	68	25	37	62	2	25	5	1	1	-	-	11	4	3	7	4
2014-15	Peterborough	OHL	66	14	38	52	-24	35	1	0	1	-	-	5	0	1	1	2
	Rochester	AHL	6	0	1	1	-2	0	0	0	0	13	0.0	-	-	-	-	-
2015-16	Peterborough	OHL	68	27	56	83	19	18	6	0	2	238	11.3	7	1	4	5	4
	Rochester	AHL	6	0	1	1	-2	2	0	0	0	7	0.0	-	-	-	-	-
2016-17	Rochester	AHL	67	5	9	14	-9	29	0	0	0	49	10.2	-	-	-	-	-
2017-18	Rochester	AHL	61	9	9	18	-4	25	1	0	0	86	10.5	2	0	0	0	0





# Rochester Americans PLAYER PROFILES



## **C** KYLE CRISCUOLO

**Born** | May 5, 1992 | Southampton, New Jersey **Ht** | 5 ft 8 in **Wt** | 180 lbs



**How Acquired:** Signed by Buffalo as an unrestricted free agent, July 1, 2017.

### Career | Highlights

- Made his NHL debut on Nov. 16, 2017 at Detroit and dressed in nine games with the Sabres during his first NHL season in 2017-18.
- Appeared in his 100th AHL game on Dec. 16, 2017 at Utica.
- Played a team-high 76 regular-season games for Grand Rapids in 2016-17 and ranked seventh on the team in points (41), sixth in goals (17) and 10th in assists (24).
- Scored his first professional point on Oct. 14, 2016 vs. Chicago and scored his first goal on Oct. 18, 2016 vs. Iowa.
- Won the Calder Cup with Grand Rapids in 2017 after recording nine points (5+4) in 19 playoff games.
- Served as a two-time captain for Harvard University, becoming the fourth multi-year captain in the team's history and the first in nearly 70 years; led the Crimson to NCAA tournament appearances in both seasons.
- Ranked among the team's leaders as a senior with seven power-play goals (1st), eight game-winning goals (1st), 104 shots (2nd) and a plus-11 rating (T-6th).
- Accolades for his senior season included: Hobey Baker award nominee, ECAC Second Team All-League selection, ECAC Student-Athlete of the Year, finalist for the Hockey Humanitarian Award and the Senior CLASS Award, and semifinalist for the Walter Brown Award.
- Made his professional debut with Grand Rapids on April 2, 2016 at Toronto following the conclusion of his senior season.
- Played in 37 games in 2014-15 during his junior season at Harvard, ranking second on the team with 48 points (17+31); led the team with 31 assists and a plus-25 rating.
- Named the ECAC Student-Athlete of the Year as a junior in 2014-15 and was an ECAC Second Team All-League selection.

### Career Stats | Regular Season


### Playoffs

SEASON	TEAM	LEAGUE	GP	G	A	P	+/-	PIM	PP	SH	GW	S	S%	GP	G	A	P	PIM
2011-12	Sioux City	USHL	59	21	23	44	-	24	-	-	-	-	-	1	0	1	1	0
2012-13	Harvard	ECAC	22	6	7	13	1	4	-	-	-	-	-	-	-	-	-	-
2013-14	Harvard	ECAC	31	11	9	20	6	22	-	-	-	-	-	-	-	-	-	-
2014-15	Harvard	ECAC	37	17	31	48	25	12	-	-	-	-	-	-	-	-	-	-
2015-16	Harvard	ECAC	34	19	13	32	10	8	-	-	-	-	-	-	-	-	-	-
	Grand Rapids	AHL	4	0	0	0	2	0	0	0	0	7	0.0	-	-	-	-	-
2016-17	Grand Rapids	AHL	76	17	24	41	15	14	4	0	3	147	11.6	19	5	4	9	14
2017-18	Rochester	AHL	51	15	19	34	2	34	3	1	4	115	13.0	3	1	0	1	2
	<b>Buffalo</b>	<b>NHL</b>	<b>9</b>	<b>0</b>	<b>0</b>	<b>0</b>	<b>-4</b>	<b>4</b>	<b>0</b>	<b>0</b>	<b>0</b>	<b>5</b>	<b>0.0</b>	<b>--</b>	<b>--</b>	<b>--</b>	<b>--</b>	<b>--</b>
	<b>NHL Totals</b>		<b>9</b>	<b>0</b>	<b>0</b>	<b>0</b>	<b>-4</b>	<b>4</b>	<b>0</b>	<b>0</b>	<b>0</b>	<b>5</b>	<b>0.0</b>	<b>--</b>	<b>--</b>	<b>--</b>	<b>--</b>	<b>--</b>
	<b>Buffalo Totals</b>		<b>9</b>	<b>0</b>	<b>0</b>	<b>0</b>	<b>-4</b>	<b>4</b>	<b>0</b>	<b>0</b>	<b>0</b>	<b>5</b>	<b>0.0</b>	<b>--</b>	<b>--</b>	<b>--</b>	<b>--</b>	<b>--</b>





# Rochester Americans PLAYER PROFILES



## **D** TAYLOR FEDUN

**Born** | June 4, 1988 | Edmonton, Alberta **Ht** | 6 ft 0 in **Wt** | 200 lbs

**How Acquired:** Signed by Buffalo as an unrestricted free agent, July 1, 2016.



### Career | Highlights

- Served as an alternate captain in his second season with the Rochester Americans in 2017-18.
- Registered NHL career-high totals in games played (27), assists (7) and points (7) in his first season with the Sabres in 2016-17; also appeared in 29 games with Rochester, finishing second among Amerks defensemen and ninth among all Rochester skaters with 23 points (5+18).
- Led all Utica (AHL) skaters in 2015-16 with 169 shots on goal and ranked second among Utica defensemen with 33 points (8+25).
- Ranked second among all Worcester (AHL) defensemen and fifth overall in team scoring with 34 points (6+28) in 2014-15; tied for the team lead with 28 assists.
- Served as an alternate captain and captured AHL career highs in goals (10), assists (28) and points (38) in 65 games with the Oklahoma City Barons; finished fifth on the team and tied for 11th among all AHL defensemen in points.
- Scored in his NHL debut for the Edmonton Oilers on Nov. 5, 2013 at Florida and again in his second NHL game on Nov. 7, 2013 at Tampa Bay.
- Played in all 17 playoff contests as a rookie during Oklahoma City's run to the 2013 Western Conference Finals, finishing the postseason ranked 12th among AHL defensemen with six points (3+3).
- Completed his collegiate career with 68 points (20+48), the second-highest total for a Princeton University (ECAC) defenseman.
- Named team captain for his senior year at Princeton in 2010-11 and recorded a career-high 22 points (10+12) in 29 games for the Tigers; was named First-Team All-Ivy in addition to earning All-ECAC First Team and AHCA East Second Team All-American honors.
- Led Princeton defensemen with 17 points (3+14) as a junior in 2009-10, earning Second-Team All-ECAC and All-Ivy selections.
- Ranked third among Princeton defensemen in scoring in 2007-08; awarded the team's Hobey Baker Award as top freshman.

### Career Stats | Regular Season

### Playoffs

SEASON	TEAM	LEAGUE	GP	G	A	P	+/-	PIM	PP	SH	GW	S	S%	GP	G	A	P	PIM
2007-08	Princeton	ECAC	32	4	10	14	15	32	2	0	0	-	-	-	-	-	-	-
2008-09	Princeton	ECAC	35	3	12	15	13	50	1	1	1	-	-	-	-	-	-	-
2009-10	Princeton	ECAC	31	3	14	17	7	34	2	0	0	-	-	-	-	-	-	-
2010-11	Princeton	ECAC	29	10	12	22	8	38	7	0	1	-	-	-	-	-	-	-
2012-13	Oklahoma City	AHL	70	8	19	27	2	30	3	0	2	92	8.7	17	3	3	6	6
2013-14	Oklahoma City	AHL	65	10	28	38	6	51	6	0	3	190	5.3	3	0	1	1	4
	Edmonton	NHL	4	2	0	2	-1	0	0	0	0	6	33.3	--	--	--	--	--
2014-15	Worcester	AHL	65	6	28	34	12	37	2	0	0	121	5.0	4	1	0	1	6
	San Jose	NHL	7	0	4	4	0	4	0	0	0	12	0.0	--	--	--	--	--
2015-16	Utica	AHL	63	8	25	33	3	48	6	0	3	169	4.7	4	0	0	0	4
	Vancouver	NHL	1	0	1	1	1	0	0	0	0	0	0.0	--	--	--	--	--
2016-17	Rochester	AHL	29	5	18	23	1	29	2	0	2	59	8.5	-	-	-	-	-
	Buffalo	NHL	27	0	7	7	3	16	0	0	0	24	0.0	--	--	--	--	--
2017-18	Rochester	AHL	45	3	13	16	5	32	2	0	0	110	2.7	3	0	0	0	2
	Buffalo	NHL	7	0	1	1	-1	2	0	0	0	8	0.0	--	--	--	--	--
	<b>NHL Totals</b>		<b>46</b>	<b>2</b>	<b>13</b>	<b>15</b>	<b>2</b>	<b>22</b>	<b>0</b>	<b>0</b>	<b>0</b>	<b>50</b>	<b>4.0</b>	--	--	--	--	--
	<b>Buffalo Totals</b>		<b>34</b>	<b>0</b>	<b>8</b>	<b>8</b>	<b>2</b>	<b>18</b>	<b>0</b>	<b>0</b>	<b>0</b>	<b>32</b>	<b>0.0</b>	--	--	--	--	--





# Rochester Americans PLAYER PROFILES



## **D** BRENDAN GUHLE

**Born** | July 29, 1997 | Edmonton, Alberta **Ht** | 6 ft 2 in **Wt** | 195 lbs



**How Acquired:** Selected by Buffalo in the second round (51st overall) of the 2015 NHL Draft.

### Career | Highlights

- Split his first full professional season between Buffalo and Rochester in 2017-18.
- Ranked second among Amerks rookies and finished ninth in scoring among all AHL rookie defensemen with 26 points (8+18) in 50 games; also ranked fourth among rookie blueliners in goals and placed ninth in assists.
- Recorded his first NHL point with an assist on Jan. 11, 2018 vs. Columbus.
- Dressed in all three Calder Cup Playoff games for the Amerks, making his professional playoff debut on April 20, 2018 at Syracuse.
- Completed his fourth season in the Western Hockey League in 2016-17 with 33 points (15+18) in a combined 47 games between the Prince Albert Raiders and Prince George Cougars, setting career highs in goals (15) and points (33); added six assists in six playoff contests with Prince George.
- Appeared in nine total professional games during the 2016-17 season, including three NHL games with Buffalo and six AHL games with Rochester.
- Recorded four shots in 16:20 of ice time in his NHL debut on Dec. 3, 2016 vs. Boston.
- Made his AHL debut with Rochester on April 8, 2016 vs. Binghamton after the conclusion of the 2015-16 WHL season, recording an assist to log his first professional point.

### Career Stats | Regular Season

### Playoffs

SEASON	TEAM	LEAGUE	GP	G	A	P	+/-	PIM	PP	SH	GW	S	S%	GP	G	A	P	PIM
2013-14	Prince Albert	WHL	51	0	10	10	-5	29	-	-	-	-	-	4	1	1	2	0
2014-15	Prince Albert	WHL	75	5	27	32	-6	36	-	-	-	-	-	-	-	-	-	-
2015-16	Prince Albert	WHL	63	10	18	28	-5	53	-	-	-	-	-	5	0	3	3	6
	Rochester	AHL	6	1	3	4	0	0	0	0	0	11	9.1	-	-	-	-	-
2016-17	Prince Albert	WHL	15	2	2	4	-4	10	-	-	-	-	-	-	-	-	-	-
	Rochester	AHL	6	1	1	2	-3	2	0	0	0	16	6.3	-	-	-	-	-
	<b>Buffalo</b>	<b>NHL</b>	<b>3</b>	<b>0</b>	<b>0</b>	<b>0</b>	<b>1</b>	<b>0</b>	<b>0</b>	<b>0</b>	<b>0</b>	<b>4</b>	<b>0.0</b>	--	--	--	--	--
2017-18	Rochester	AHL	50	8	18	26	1	26	3	0	1	129	6.2	3	0	0	0	2
	<b>Buffalo</b>	<b>NHL</b>	<b>18</b>	<b>0</b>	<b>5</b>	<b>5</b>	<b>-6</b>	<b>10</b>	<b>0</b>	<b>0</b>	<b>0</b>	<b>37</b>	<b>0.0</b>	--	--	--	--	--
<b>NHL Totals</b>			<b>21</b>	<b>0</b>	<b>5</b>	<b>5</b>	<b>-5</b>	<b>10</b>	<b>0</b>	<b>0</b>	<b>0</b>	<b>41</b>	<b>0.0</b>	--	--	--	--	--
<b>Buffalo Totals</b>			<b>21</b>	<b>0</b>	<b>5</b>	<b>5</b>	<b>-5</b>	<b>10</b>	<b>0</b>	<b>0</b>	<b>0</b>	<b>41</b>	<b>0.0</b>	--	--	--	--	--





# Rochester Americans PLAYER PROFILES



## **D** BRANDON HICKEY

**Born** | April 13, 1996 | **Edmonton, Alberta** **Ht** | 6 ft 2 in **Wt** | 198 lbs

**How Acquired:** Acquired by Buffalo from Arizona in exchange for Hudson Fasching, June 14, 2018.



### Career | Highlights

- Named team captain during his senior season at Boston University (Hockey East) in 2017-18 and was named a Hockey East All-Star Honorable Mention.
- Served as an assistant captain for the Terriers as a junior in 2016-17 and tied his career high with 11 assists.
- Set a Boston University record with 17 blocked shots in double-overtime victory over North Dakota in NCAA West Regional semifinal on March 24, 2017.
- Represented Team Canada at the 2016 IIHF World Junior Championship in Helsinki, Finland.
- Completed his freshman season with Boston University in 2014-15 and led the team in blocked shots (91), also ranking second among team defensemen in goals (6) and third among team defensemen with a career-high 17 points.
- Registered his first collegiate point with an assist on the game-winning goal on Oct. 25, 2014 vs. Michigan.
- Scored his first collegiate goal on Dec. 6, 2014 vs. Merrimack.
- Posted three points (1+2) in five games for Canada at the 2013 World Under-17 Hockey Challenge.

### Career Stats | Regular Season


### Playoffs

SEASON	TEAM	LEAGUE	GP	G	A	P	+/-	PIM	PP	SH	GW	S	S%	GP	G	A	P	PIM
2012-13	Spruce Grove	AJHL	55	1	6	7	-	11	0	0	1	-	-	16	0	0	0	12
2013-14	Spruce Grove	AJHL	49	4	18	22	-	29	2	0	1	-	-	13	0	5	5	4
2014-15	Boston Univ.	H-East	41	6	11	17	19	18	3	0	1	115	5.2	-	-	-	-	-
2015-16	Boston Univ.	H-East	36	5	3	8	0	28	1	0	1	84	6.0	-	-	-	-	-
	Canada	WJC	5	0	0	0	-1	2	0	0	0	6	0.0	-	-	-	-	-
2016-17	Boston Univ.	H-East	35	4	11	15	7	41	1	1	0	67	6.0	-	-	-	-	-
2017-18	Boston Univ.	H-East	35	6	8	14	-5	45	1	0	1	77	7.8	-	-	-	-	-





# Rochester Americans PLAYER PROFILES



## **G** JONAS JOHANSSON

**Born** | September 19, 1995 | Gävle, Sweden **Ht** | 6 ft 5 in **Wt** | 215 lbs



**How Acquired:** Selected by Buffalo in the third round (61st overall) of the 2014 NHL Draft.

### Career | Highlights

- Appeared in seven games with Rochester for the second consecutive season in 2017-18, posting a 4-3-0 record; spent the rest of the season with the Cincinnati Cyclones (ECHL).
- Picked up his first win as a Cyclone after stopping 32 of 33 shots faced in his ECHL debut on Nov. 24, 2017 vs. Wheeling.
- Started all five games for Cincinnati in the first-round playoff series against Fort Wayne and made 68 saves in his professional postseason debut on April 14, 2018 at Fort Wayne.
- Spent the majority of the 2016-17 campaign with Almtuna IS of HockeyAllsvenskan in Sweden, going 17-18-0 in 37 appearances with three shutouts while posting a 2.26 goals-against average and a .912 save percentage.
- Also appeared in two games with Brynäs IF of the Swedish Hockey League in 2016-17, earning a 1-1-0 record with a 2.00 goals-against average and a .920 save percentage.
- Finished the 2016-17 season with Rochester and posted his first AHL win with 28 saves in his Amerks debut on March 25, 2017 at Binghamton.
- Spent his first full professional season with Almtuna in 2015-16, logging a 24-17-2 record and a .913 save percentage in 42 games in Sweden's second division.
- Made his professional debut in 2013-14, posting a 2-2-0 record with a .914 save percentage in four games with Brynäs.
- Represented Sweden at the 2013 IIHF Under-18 World Championship in Sochi, Russia; posted a .931 save percentage and was selected as one of Sweden's top three players of the tournament.

### Career Stats | Regular Season


### Playoffs

SEASON	TEAM	LEAGUE	GP	W	L	OT	SO	GA	SV%	GAA	MIN	GP	W	L	SO	GA	SV%	GAA	MIN
2011-12	Brynäs U18	SWE-U18	10	-	-	-	-	-	.926	1.59	-	-	-	-	-	-	-	-	-
	Brynäs U18	SWE-U18-2	11	6	4	-	0	30	.905	2.83	637	3	1	2	0	7	.921	2.36	179
2012-13	Brynäs Jr	SWE-Jr.	5	1	3	-	0	13	.890	3.29	237	-	-	-	-	-	-	-	-
	Brynäs Jr.	SWE-Jr.	29	14	15	-	0	82	.899	2.91	1,690	2	0	2	0	4	.933	1.93	125
	Brynäs U18	SWE-U18-2	5	4	1	-	0	12	.924	2.36	305	7	6	1	0	21	.905	2.93	430
	Brynäs U18	SWE-U18	1	1	0	-	0	2	.929	2.00	60	-	-	-	-	-	-	-	-
	Sweden	WJ18	4	2	2	-	1	8	.931	2.23	216	-	-	-	-	-	-	-	-
2013-14	Brynäs Jr.	SWE-Jr.	23	13	9	-	1	52	.911	2.32	1,345	7	5	2	0	17	.892	2.36	433
	Brynäs	SHL	4	2	2	0	0	12	.914	2.96	243	-	-	-	-	-	-	-	-
2014-15	Brynäs Jr.	SWE-Jr.	13	6	6	-	0	46	.886	3.62	763	2	1	1	0	7	.904	3.52	120
	Almtuna	SWE-1	9	6	3	0	0	23	.896	2.58	534	-	-	-	-	-	-	-	-
2015-16	Brynäs	SHL	2	0	2	0	0	11	.842	6.30	105	-	-	-	-	-	-	-	-
	Almtuna	SWE-1	42	24	17	2	2	114	.913	2.39	2,556	-	-	-	-	-	-	-	-
2016-17	Almtuna	SWE-1	37	17	18	-	3	81	.913	2.26	2,152	-	-	-	-	-	-	-	-
	Rochester	AHL	7	3	3	0	0	20	.892	2.85	420	-	-	-	-	-	-	-	-
	Brynäs	SHL	2	1	1	0	1	4	.920	2.00	120	-	-	-	-	-	-	-	-
2017-18	Cincinnati	ECHL	27	14	11	1	0	79	.909	3.13	1,514	5	1	4	0	18	.921	3.31	326
	Rochester	AHL	7	4	3	0	0	23	.861	3.89	355	-	-	-	-	-	-	-	-





# Rochester Americans PLAYER PROFILES



## RW VACLAV KARABACEK

**Born** | May 2, 1996 | Brandys nad Labem, Czech Republic **Ht** | 6 ft 0 in **Wt** | 198 lbs



**How Acquired:** Selected by Buffalo in the second round (49th overall) of the 2014 NHL Draft.

### Career | Highlights

- Skated in 28 games for the Cincinnati Cyclones (ECHL) and one game with the Rochester Americans (AHL) in 2017-18.
- Appeared in 23 total games during his first professional season in 2016-17, split between the Rochester Americans (AHL) and Elmira Jackals (ECHL), earning a nod as an ECHL All-Star alternate.
- Named the Sher-Wood Hockey ECHL Player of the Week (11/28-12/4) after recording six points (3+3) and a plus-5 rating in three games for Elmira during that span; included the first two points of his professional career (0+2) on Nov. 26, 2016 vs. Manchester and his first professional goal on Nov. 30, 2016 vs. Kalamazoo.
- Recorded his first AHL point with an assist in his AHL debut on Dec. 14, 2016 vs. Toronto and scored his first AHL goal on Jan. 28, 2017 at Albany.
- Tallied nine points (6+3) in 17 postseason appearances for the Moncton Wildcats (QMJHL) in 2016, tying for third on the team in goals and fourth in points.
- Completed his first season in North America in 2013-14 ranked fifth among QMJHL rookies with a career-best 47 points (21+26) in 65 games with Gatineau; added 12 points (6+6) in nine playoff contests for Gatineau, ranking third on the team and second among QMJHL rookies.
- Won a silver medal with the Czech Republic at the 2014 IIHF Under-18 World Championship in Finland, ranking third on the team with six points (3+3) in seven games.

### Career Stats | Regular Season


### Playoffs

SEASON	TEAM	LEAGUE	GP	G	A	P	+/-	PIM	PP	SH	GW	S	S%	GP	G	A	P	PIM
2011-12	Letnany U18	Czech U18	25	15	14	29	-	18	-	-	-	-	-	-	-	-	-	-
2012-13	Salzburg U18	Austria U18	21	26	19	45	-	55	-	-	-	-	-	-	-	-	-	-
	Salzburg Jr.	Austria Jr.	5	2	1	3	-	2	-	-	-	-	-	-	-	-	-	-
2013-14	Gatineau	QMJHL	65	21	26	47	4	40	6	0	2	211	10.0	9	6	6	12	10
	Czech Republic	WJ18	7	3	3	6	4	4	0	0	0	19	15.8	-	-	-	-	-
2014-15	Gatineau	QMJHL	31	11	14	25	-5	44	4	0	2	82	13.4	-	-	-	-	-
	Baie-Comeau	QMJHL	28	6	9	15	-1	18	1	0	0	57	10.5	12	4	7	11	14
2015-16	Baie-Comeau	QMJHL	23	8	8	16	-11	30	3	0	1	93	8.6	-	-	-	-	-
	Moncton	QMJHL	24	10	4	14	-9	26	1	0	0	55	18.2	17	6	3	9	14
2016-17	Rochester	AHL	23	3	5	8	-1	4	0	0	0	25	12.0	-	-	-	-	-
	Elmira	ECHL	9	5	6	11	4	10	1	0	0	28	17.9	-	-	-	-	-
2017-18	Cincinnati	ECHL	28	0	5	5	-4	18	0	0	0	41	0.0	-	-	-	-	-
	Rochester	AHL	1	0	0	0	0	0	0	0	0	3	0.0	-	-	-	-	-





# Rochester Americans PLAYER PROFILES



## C SEAN MALONE

**Born** | April 30, 1995 | Buffalo, New York **Ht** | 6 ft 0 in **Wt** | 201 lbs



**How Acquired:** Selected by Buffalo in the sixth round (159th overall) of the 2013 NHL Draft.

### Career | Highlights

- Played in all but three regular-season games for the Rochester Americans and was named Rochester's Most Improved Player as voted on by his teammates in 2017-18.
- Made his professional debut Oct. 20, 2017 vs. Charlotte.
- Recorded his first professional point with an assist on Nov. 11, 2017 at Belleville and scored his first goal on Nov. 22, 2017 at Syracuse.
- Recorded two assists in three games during his first professional playoff series against Syracuse in 2018.
- Earned an ECAC Hockey Tournament Team selection in 2017 after leading all ECAC players with 10 points (4+6) in four tournament games.
- Named a semifinalist for the 2017 Walter Brown Award, presented annually to the best American-born college hockey player in New England.
- Made his NHL debut with Buffalo on April 8, 2017 at Florida after wrapping up his senior season.
- Led all Harvard skaters in assists (13) as a freshman in 2013-14 and led all rookies in points (19); was named Ivy League Co-Rookie of the Year.
- Played for the United States and won a silver medal at the 2013 IIHF Under-18 World Hockey Championship in Sochi, Russia.

### Career Stats | Regular Season


### Playoffs

SEASON	TEAM	LEAGUE	GP	G	A	P	+/-	PIM	PP	SH	GW	S	S%	GP	G	A	P	PIM
2012-13	USNTDP	USHL	44	13	14	27	-	19	0	0	1	32	15.6	-	-	-	-	-
	USA	WJ18	7	0	1	1	-2	0	0	0	0	10	0.0	-	-	-	-	-
2013-14	Harvard	ECAC	31	6	14	20	-6	16	2	2	1	75	8.0	-	-	-	-	-
2014-15	Harvard	ECAC	21	8	10	18	2	12	3	0	1	61	13.1	-	-	-	-	-
2015-16	Harvard	ECAC	27	10	9	19	11	8	2	0	2	63	15.9	-	-	-	-	-
2016-17	Harvard	ECAC	36	18	24	42	24	16	1	2	3	120	15.0	-	-	-	-	-
	Buffalo	NHL	1	0	0	0	0	0	0	0	0	1	0.0	--	--	--	--	--
2017-18	Rochester	AHL	73	12	10	22	-4	29	0	1	1	100	12.0	3	0	2	2	0
<b>NHL Totals</b>			<b>1</b>	<b>0</b>	<b>0</b>	<b>0</b>	<b>0</b>	<b>0</b>	<b>0</b>	<b>0</b>	<b>0</b>	<b>1</b>	<b>0.0</b>	<b>--</b>	<b>--</b>	<b>--</b>	<b>--</b>	<b>--</b>
<b>Buffalo Totals</b>			<b>1</b>	<b>0</b>	<b>0</b>	<b>0</b>	<b>0</b>	<b>0</b>	<b>0</b>	<b>0</b>	<b>0</b>	<b>1</b>	<b>0.0</b>	<b>--</b>	<b>--</b>	<b>--</b>	<b>--</b>	<b>--</b>





# Rochester Americans PLAYER PROFILES



## **D** BRYCEN MARTIN

**Born** | May 9, 1996 | Calgary, Alberta    **Ht** | 6 ft 2 in    **Wt** | 212 lbs

**How Acquired:** Selected by Buffalo in the third round (74th overall) of the 2014 NHL Draft.



### Career | Highlights

- Appeared in a career-high 61 games for the Cincinnati Cyclones in his second ECHL season, setting professional personal bests in assists (9) and points (11).
- Skated in his first two professional playoff games during the Cyclones' 2018 Kelly Cup Playoff first-round series against Fort Wayne.
- Made his ECHL debut for the Elmira Jackals in 2016-17, appearing in 34 games and totaling seven (2+5) points; also played in 18 games for Rochester (AHL) that season.
- Scored his first professional goal with Cincinnati on Nov. 19, 2016 vs. Brampton.
- Split his final season in the Western Hockey League in 2015-16 between the Saskatoon Blades and Everett Silvertips, matching a career high with 31 assists in 66 regular-season games and ranking first among Everett defensemen and fifth overall on the team in scoring.
- Set or tied junior career highs in all offensive categories, including goals (7), assists (31) and points (38) in 69 combined WHL games between the Swift Current Broncos and Saskatoon Blades; led all Blades defensemen and ranked fourth on the team in scoring.
- Joined Rochester on an amateur tryout for two games after the end of the 2014-15 season; made his professional debut on April 17, 2015 vs. Utica.
- Named to the 2014 CHL/NHL Top Prospects Game, skating for Team Orr.
- Led all Swift Current rookies with 19 points (2+17) in 67 games and finished the 2012-13 season ranked fourth in scoring among team defensemen.
- Won a silver medal playing for the Canada Pacific squad at the 2013 Under-17 World Hockey Challenge.

### Career Stats | Regular Season


### Playoffs

SEASON	TEAM	LEAGUE	GP	G	A	P	+/-	PIM	PP	SH	GW	S	S%	GP	G	A	P	PIM
2009-10	Calgary	AMBHL	33	2	22	24	-	18	-	-	-	-	-	13	0	6	6	4
2010-11	Calgary	AMBHL	31	6	36	42	-	60	-	-	-	-	-	-	-	-	-	-
2011-12	Calgary	AMBHL	25	6	11	17	-	65	-	-	-	-	-	5	0	2	2	8
	Swift Current	WHL	3	0	0	0	-3	0	0	0	0	-	0.0	-	-	-	-	-
2012-13	Swift Current	WHL	67	2	17	19	3	32	1	0	1	-	-	5	0	0	0	0
2013-14	Swift Current	WHL	72	6	31	37	-16	42	3	0	1	-	-	6	0	2	2	4
2014-15	Swift Current	WHL	39	2	14	16	1	22	0	0	1	-	-	-	-	-	-	-
	Saskatoon	WHL	30	5	17	22	-14	19	3	0	1	-	-	-	-	-	-	-
2015-16	Rochester	AHL	2	0	0	0	-2	0	0	0	0	0	0.0	-	-	-	-	-
	Saskatoon	WHL	25	3	21	24	5	18	1	0	0	-	-	-	-	-	-	-
2016-17	Everett	WHL	41	3	10	13	3	21	2	0	1	-	-	-	-	-	-	-
	Elmira	ECHL	34	2	5	7	-13	10	1	0	0	28	7.1	-	-	-	-	-
2017-18	Rochester	AHL	18	0	0	0	-2	12	0	0	0	0	0.0	-	-	-	-	-
	Cincinnati	ECHL	61	2	9	11	-7	20	0	0	0	72	2.8	2	0	0	0	0
	Rochester	AHL	1	0	0	0	0	0	0	0	0	0	0.0	-	-	-	-	-





# Rochester Americans PLAYER PROFILES



## LW MATT MOULSON

**Born** | November 1, 1983 | North York, Ontario **Ht** | 6 ft 1 in **Wt** | 204 lbs



**How Acquired:** Signed by Buffalo as an unrestricted free agent, July 1, 2014.

### Career | Highlights

- Ranked second among Ontario Reign (AHL) players in goals (18), assists (28) and points (46) in 2017-18 despite playing only 49 games with the team after joining the club on loan from Buffalo in December.
- Tied for 11th in the league with 11 power-play goals for the Sabres in 2016-17.
- Played in his 600th NHL game on Jan. 20, 2017 vs. Detroit.
- Appeared in his 500th NHL game on Dec. 4, 2015 vs. Arizona.
- Ranked in the top three on his team in goals in five of his first six full NHL seasons (2009-10 to 2014-15); led the Sabres at the time of his trade to the Minnesota Wild in 2013-14 during the remaining season.
- Served as an alternate captain for the Sabres during the 2014-15 season, marking his first NHL season wearing a letter.
- Recorded his 300th NHL point with a goal on Feb. 20, 2015 vs. NY Rangers.
- Tallied more than 50 points (23+28) for the third time in his career in 2013-14 after spending time with NY Islanders, Buffalo and Minnesota.
- Ranked in the top 10 in the NHL in power-play goals in both 2011-12 (T-3rd, 14) and 2012-13 (T-7th, 8).
- Established career highs in goals (36), assists (33) and points (69) in 82 games with the Islanders in 2011-12, eclipsing the 30-goal mark for the third straight season to rank 10th in the NHL in goals.
- Netted a career-best four goals on Dec. 3, 2011 at Dallas.
- Scored his 100th NHL goal on March 24, 2012 at Tampa Bay Lightning.
- Scored his second NHL hat trick on Feb. 21, 2011 vs. Florida.
- Recorded his first career hat trick at ATL (12/3).
- Scored his first NHL goal in his NHL debut on Nov. 2, 2007 at San Jose as a member of the Los Angeles Kings.
- Finished his four-year tenure at Cornell University (ECAC) with 138 points (71+67) in 134 games, serving as team captain during his senior season in 2005-06 and as an alternate captain in 2004-05.
- Led the Big Red in goals and points in each of his final three seasons and led or tied to lead the team in power-play goals and game-winning goals in each of those seasons.
- Earned NCAA (East) Second-Team All-American honors in 2004-05 after setting personal bests in goals (22), assists (20) and points (42) as a junior.

### Career Stats | Regular Season

### Playoffs

SEASON	TEAM	LEAGUE	GP	G	A	P	+/-	PIM	PP	SH	GW	S	S%	GP	G	A	P	PIM
2002-03	Cornell	ECAC	33	13	10	23	-	22	4	0	2	-	-	-	-	-	-	-
2003-04	Cornell	ECAC	32	18	17	35	-	37	6	0	4	-	-	-	-	-	-	-
2004-05	Cornell	ECAC	34	22	20	42	-	33	12	0	4	-	-	-	-	-	-	-
2005-06	Cornell	ECAC	35	18	20	38	-	14	11	0	4	-	-	-	-	-	-	-
2006-07	Manchester	AHL	77	25	32	57	26	23	11	2	1	173	14.5	16	2	3	5	8
2007-08	Manchester	AHL	57	28	28	56	5	29	14	0	4	157	17.8	4	2	0	2	4
	Los Angeles	NHL	22	5	4	9	2	4	0	0	0	35	14.3	--	--	--	--	--
2008-09	Manchester	AHL	54	21	26	47	3	35	11	1	1	180	11.7	--	--	--	--	--
	Los Angeles	NHL	7	1	0	1	-4	2	0	0	1	6	16.7	--	--	--	--	--
2009-10	NY Islanders	NHL	82	30	18	48	-1	16	8	0	5	208	14.4	--	--	--	--	--
2010-11	NY Islanders	NHL	82	31	22	53	-10	24	9	0	3	237	13.1	--	--	--	--	--
2011-12	NY Islanders	NHL	82	36	33	69	1	6	14	0	5	219	16.4	--	--	--	--	--
2012-13	NY Islanders	NHL	47	15	29	44	-3	4	8	0	0	154	9.7	6	2	1	3	10
2013-14	NY Islanders	NHL	11	6	3	9	3	6	5	0	0	28	21.4	--	--	--	--	--
	Buffalo	NHL	44	11	18	29	-8	20	3	0	2	105	10.5	--	--	--	--	--
	Minnesota	NHL	20	6	7	13	7	8	1	0	3	43	14.0	10	1	2	3	4
2014-15	Buffalo	NHL	77	13	28	41	-11	4	3	0	2	156	8.3	--	--	--	--	--
2015-16	Buffalo	NHL	81	8	13	21	-5	16	2	0	1	111	7.2	--	--	--	--	--
2016-17	Buffalo	NHL	81	14	18	32	-4	10	11	0	2	134	10.4	--	--	--	--	--
2017-18	Ontario	AHL	49	18	28	46	18	16	4	0	3	102	17.6	4	1	1	2	2
	Buffalo	NHL	14	0	0	0	-9	2	0	0	0	13	0.0	--	--	--	--	--
	<b>NHL Totals</b>		<b>650</b>	<b>176</b>	<b>193</b>	<b>369</b>	<b>-42</b>	<b>122</b>	<b>64</b>	<b>0</b>	<b>24</b>	<b>1,449</b>	<b>12.1</b>	<b>16</b>	<b>1</b>	<b>2</b>	<b>3</b>	<b>4</b>
	<b>Buffalo Totals</b>		<b>297</b>	<b>46</b>	<b>77</b>	<b>123</b>	<b>-37</b>	<b>52</b>	<b>19</b>	<b>0</b>	<b>7</b>	<b>519</b>	<b>8.9</b>	<b>--</b>	<b>--</b>	<b>--</b>	<b>--</b>	<b>--</b>





# Rochester Americans PLAYER PROFILES



## LW ALEXANDER NYLANDER

**Born** | March 2, 1998 | Calgary, Alberta **Ht** | 6 ft 1 in **Wt** | 193 lbs

**How Acquired:** Selected by Buffalo in the first round (eighth overall) of the 2016 NHL Draft.



### Career | Highlights

- Appeared in three games with Buffalo in 2017-18 and skated in 51 contests with Rochester, posting a career-high 19 assists.
- Scored his first NHL goal on April 6, 2018 at Tampa Bay.
- Skated in three games during the Americans' opening-round playoff series, making his professional playoff debut on April 20, 2018 at Syracuse.
- Tied for the team lead with seven points (1+6) in seven games at the 2018 IIHF World Junior Championship, helping Team Sweden to a silver medal.
- Played 65 games with Rochester in his first professional season in 2016-17, ranking eighth in team scoring with 28 points (10+18).
- Notched his first professional point with an assist in his AHL debut on Oct. 14, 2016 vs. Hershey and scored his first goal two nights later on Oct. 16, 2016 at Syracuse.
- Made his NHL debut on April 3, 2017 vs. Toronto and recorded his first NHL point (assist) on April 9, 2017 at Tampa Bay.
- Represented Sweden at the 2017 IIHF World Junior Championship, recording 12 points (5+7) in seven games and earning a spot on the tournament All-Star Team.
- Received the Leighton "Hap" Emms Family Award in 2015-16 as the Ontario Hockey League and was also the Canadian Hockey League Rookie of the Year after leading the Mississauga Steelheads (OHL) in goals (28), assists (47) and points (75) in his only season of North American junior hockey.
- Led all OHL rookies and finished inside the league's top 20 overall in points in 2015-16.
- Added 12 points (6+6) in six games during the 2016 OHL playoffs.
- Represented Sweden at the 2016 IIHF World Junior Championship, recording nine points (4+5) in seven games, and won a silver medal at the 2016 IIHF Under-18 World Championship, where he recorded 11 points (3+8) in seven games.

### Career Stats | Regular Season

### Playoffs

SEASON	TEAM	LEAGUE	GP	G	A	P	+/-	PIM	PP	SH	GW	S	S%	GP	G	A	P	PIM
2013-14	SDE U18	SWE-U18	21	9	27	36	3	2	3	0	1	69	13.0	-	-	-	-	-
	Södertälje U18	SWE-U18-2	17	12	10	22	-11	6	6	0	0	53	22.6	-	-	-	-	-
2014-15	AIK Jr.	SWE-Jr.	42	15	25	40	32	12	5	1	3	108	13.9	2	0	1	1	0
	AIK	SWE-1	3	0	0	0	0	0	0	0	0	0	0.0	4	1	1	2	0
	AIK U18	SWE-U18-2	5	2	11	13	7	2	0	0	0	15	13.3	2	0	0	0	4
	AIK U18	SWE-U18	2	0	2	2	-3	0	0	0	0	1	0.0	-	-	-	-	-
2015-16	Mississauga	OHL	57	28	47	75	8	18	9	1	5	178	15.7	6	6	6	12	2
	Sweden	WJC	7	4	5	9	5	0	1	0	1	15	26.7	-	-	-	-	-
	Sweden	WJ18	7	3	8	11	5	0	0	0	0	32	9.4	-	-	-	-	-
2016-17	Rochester	AHL	65	10	18	28	-24	6	3	0	1	106	9.4	-	-	-	-	-
	Sweden	WJC	7	5	7	12	7	0	0	0	2	16	31.3	-	-	-	-	-
	<b>Buffalo</b>	<b>NHL</b>	<b>4</b>	<b>0</b>	<b>1</b>	<b>1</b>	<b>-2</b>	<b>0</b>	<b>0</b>	<b>0</b>	<b>0</b>	<b>4</b>	<b>0.0</b>	<b>--</b>	<b>--</b>	<b>--</b>	<b>--</b>	<b>--</b>
2017-18	Rochester	AHL	51	8	19	27	3	10	1	0	0	83	9.6	3	0	0	0	0
	Sweden	WJC	7	1	6	7	3	2	1	0	0	23	4.35	-	-	-	-	-
	<b>Buffalo</b>	<b>NHL</b>	<b>3</b>	<b>1</b>	<b>0</b>	<b>1</b>	<b>-3</b>	<b>0</b>	<b>0</b>	<b>0</b>	<b>0</b>	<b>2</b>	<b>50.0</b>	<b>--</b>	<b>--</b>	<b>--</b>	<b>--</b>	<b>--</b>
<b>NHL Totals</b>			<b>7</b>	<b>1</b>	<b>1</b>	<b>2</b>	<b>-5</b>	<b>0</b>	<b>0</b>	<b>0</b>	<b>0</b>	<b>6</b>	<b>16.7</b>	<b>--</b>	<b>--</b>	<b>--</b>	<b>--</b>	<b>--</b>
<b>Buffalo Totals</b>			<b>7</b>	<b>1</b>	<b>1</b>	<b>2</b>	<b>-5</b>	<b>0</b>	<b>0</b>	<b>0</b>	<b>0</b>	<b>6</b>	<b>16.7</b>	<b>--</b>	<b>--</b>	<b>--</b>	<b>--</b>	<b>--</b>





# Rochester Americans PLAYER PROFILES



## C DANNY O'REGAN

**Born** | January 30, 1994 | Berlin, Germany **Ht** | 5 ft 10 in **Wt** | 180 lbs



**How Acquired:** Acquired by Buffalo with a conditional first-round pick in the 2019 NHL Draft and a conditional fourth-round pick in the 2019 NHL Draft from San Jose in exchange for Evander Kane, Feb. 26, 2018.

### Career | Highlights

- Recorded four assists in a career-high 21 games during his second NHL season in 2017-18.
- Split the 2017-18 AHL season between the San Jose Barracuda and the Rochester Americans; his combined .82 points per game ranked second on both teams among players with at least 10 games played.
- Recorded his first NHL assist in his season debut for the Sharks on Nov. 18, 2017 vs. Boston.
- In his first professional season in 2016-17, led all AHL rookies with 58 points (23+35) in 63 games with the Barracuda, earning the Red Garrett Memorial Award as the league's top rookie.
- Scored a goal in his first professional game on Oct. 15, 2016 at Stockton.
- Made his NHL debut on Nov. 21, 2016 vs. New Jersey and scored his first NHL goal later in the 2016-17 season on April 8, 2017 vs. Calgary.
- Tied to lead all players with three goals in the 2017 AHL All-Star Challenge.
- Ranked in the team's top four in goals, assists and points for Boston University (Hockey East) in each of his four seasons with the Terriers from 2012-13 to 2015-16.
- Led the team in goals (17), assists (27) and points (44) while serving as an assistant captain during his senior season in 2015-16; named a Hockey East First Team All-Star and a semifinalist for the Walter Brown Award (New England's Best American-born Division I College Hockey Player).
- Ranked 13th in the nation in points per game (1.23) and 16th in goals per game (.55) as a junior in 2014-15, earning a spot on the Hockey East Second All-Star Team and the NCAA Tournament All-Regional Team.
- Tied for the Terriers' team lead with 10 goals as a sophomore in 2013-14.
- Represented the United States at the 2014 IIHF World Junior Championship in Malmö, Sweden.
- Led Boston University with 38 points and tied for second in goals (16) in 39 contests as a freshman in 2012-13, earning a spot on the College Hockey News All-Rookie Team.
- Won a gold medal with the United States at the 2012 IIHF Under-18 World Championship, where he collected four points (1+3) in six games.

### Career Stats | Regular Season

### Playoffs

SEASON	TEAM	LEAGUE	GP	G	A	P	+/-	PIM	PP	SH	GW	S	S%	GP	G	A	P	PIM
2012-13	Boston Univ.	H-East	39	16	22	38	2	16	8	0	4	85	18.8	-	-	-	-	-
2013-14	Boston Univ.	H-East	35	10	12	22	-19	14	2	0	3	75	13.3	-	-	-	-	-
	United States	WJC	4	1	0	1	1	4	1	0	0	10	10.0	-	-	-	-	-
2014-15	Boston Univ.	H-East	41	23	27	50	40	26	6	2	4	145	15.9	-	-	-	-	-
2015-16	Boston Univ.	H-East	39	17	27	44	5	16	7	1	1	137	12.4	-	-	-	-	-
2016-17	San Jose	AHL	63	23	35	58	6	10	11	0	5	143	16.1	15	4	3	7	6
	<b>San Jose</b>	<b>NHL</b>	<b>3</b>	<b>1</b>	<b>0</b>	<b>1</b>	<b>-2</b>	<b>0</b>	<b>1</b>	<b>0</b>	<b>0</b>	<b>5</b>	<b>20.0</b>	--	--	--	--	--
2017-18	San Jose	AHL	31	7	18	25	-1	12	0	0	1	89	7.9	-	-	-	-	-
	<b>San Jose</b>	<b>NHL</b>	<b>19</b>	<b>0</b>	<b>4</b>	<b>4</b>	<b>-3</b>	<b>2</b>	<b>0</b>	<b>0</b>	<b>0</b>	<b>17</b>	<b>0.0</b>	--	--	--	--	--
	Rochester	AHL	18	6	9	15	-1	4	0	0	0	45	13.3	3	1	1	2	0
	<b>Buffalo</b>	<b>NHL</b>	<b>2</b>	<b>0</b>	<b>0</b>	<b>0</b>	<b>1</b>	<b>0</b>	<b>0</b>	<b>0</b>	<b>0</b>	<b>0</b>	<b>0.0</b>	--	--	--	--	--
	<b>NHL Totals</b>		<b>24</b>	<b>1</b>	<b>4</b>	<b>5</b>	<b>-4</b>	<b>2</b>	<b>1</b>	<b>0</b>	<b>0</b>	<b>22</b>	<b>4.5</b>	--	--	--	--	--
	<b>Buffalo Totals</b>		<b>2</b>	<b>0</b>	<b>0</b>	<b>0</b>	<b>1</b>	<b>0</b>	<b>0</b>	<b>0</b>	<b>0</b>	<b>0</b>	<b>0.0</b>	--	--	--	--	--





# Rochester Americans PLAYER PROFILES



## C ANDREW OGLEVIE

**Born** | February 16, 1995 | Fullerton, California **Ht** | 5 ft 10 in **Wt** | 181 lbs

**How Acquired:** Signed by Buffalo as an unrestricted free agent, April 11, 2018.



### Career | Highlights

- Served as an alternate captain as a junior at Notre Dame (Big Ten) in 2017-18; led the team in goals (15), ranked second on the team in points (39) and set a career high in assists (24) to earn the team's Offensive Player of the Year award.
- Selected as a 2018 Big Ten Sportsmanship Award honoree.
- Part of the Notre Dame squad that posted the Big Ten's best regular-season record in 2017-18 and won the 2018 Big Ten title.
- Led all NCAA players with seven points (3+4) in four games in the 2018 NCAA Tournament, leading the Fighting Irish to the championship game and earning All-Tournament Team honors.
- Set career-high totals in goals (21) and points (41) as a sophomore in 2016-17, tying for the team lead in goals and earning the team's Most Improved Player award.
- Scored twice in three 2017 NCAA Tournament games and was named to the 2017 NCAA Northeast Regional All-Tournament Team.
- Posted his best offensive totals in his fourth and final USHL season in 2014-15, tying for 16th in the league with 53 points (21+32) in 50 games and leading the Cedar Rapids RoughRiders with 32 assists and 1.06 points per game.

### Career Stats | Regular Season

### Playoffs

SEASON	TEAM	LEAGUE	GP	G	A	P	+/-	PIM	PP	SH	GW	S	S%	GP	G	A	P	PIM
2011-12	Cedar Rapids	USHL	52	6	7	13	-13	6	1	0	0	65	9.2	-	-	-	-	-
2012-13	Cedar Rapids	USHL	60	9	11	20	-5	10	1	0	1	106	8.5	-	-	-	-	-
2013-14	Cedar Rapids	USHL	49	12	16	28	4	12	4	1	1	85	14.1	4	2	1	3	0
2014-15	Cedar Rapids	USHL	50	21	32	53	20	26	5	0	5	128	16.4	3	0	0	0	0
2015-16	Notre Dame	Big Ten	31	5	4	9	9	8	0	0	2	59	8.5	-	-	-	-	-
2016-17	Notre Dame	Big Ten	40	21	20	41	18	10	5	1	3	127	16.5	-	-	-	-	-
2017-18	Notre Dame	Big Ten	36	15	24	39	6	18	9	0	4	126	11.9	-	-	-	-	-





# Rochester Americans PLAYER PROFILES



**LW**

## VICTOR OLOFSSON

**Born** | July 18, 1995 | Örnköldsvik, Sweden    **Ht** | 5 ft 11 in    **Wt** | 181 lbs



**How Acquired:** Selected by Buffalo in the seventh round (181st overall) of the 2014 NHL Draft.

### Career | Highlights

- Totaled 60 goals in 200 career SHL games from 2013-14 to 2017-18, converting on 15 percent of his 400 shots in Sweden's top professional league.
- Recorded career highs with Frölunda HC in both goals (27) and points (43) in 50 games during his fifth SHL season in 2017-18, leading the league in goals and power-play goals (14), and ranking eighth in points.
- Appeared in a career-high 51 games with Frölunda in 2016-17, ranking fourth on the club in both assists (18) and points (27)
- Helped Frölunda to their second Champions Hockey League title in 2016-17, posting 10 points (5+5) in 13 Champions League contests.
- Spent his first full professional season with Modo Hockey (SHL) in 2015-16, leading the team in goals (14) and points (29), and tying for the team lead in assists (15).
- After 11 scoreless games in 2013-14, earned his first SHL points with Modo in 2014-15, posting 18 points (10+8) in 39 games and leading the team with four power-play goals and five game-winning goals; also tied for fourth among all SHL players with more than 20 games played in shooting percentage (21.3%).
- Represented Sweden at the 2015 IIHF World Junior Championship in Canada.
- Posted his best junior season in 2013-14 in the Swedish SuperElit league, tying for the league lead with 32 goals and leading all Modo players with 53 points.

### Career Stats | Regular Season

### Playoffs

SEASON	TEAM	LEAGUE	GP	G	A	P	+/-	PIM	PP	SH	GW	S	S%	GP	G	A	P	PIM
2011-12	Modo U18	SWE-U18	21	15	12	27	18	2	-	-	-	-	-	-	-	-	-	-
	Modo U18	SWE-U18-2	18	4	3	7	6	2	1	0	0	39	10.3	2	1	0	1	0
2012-13	Modo U18	SWE-U18	19	19	17	36	31	6	-	-	-	-	-	-	-	-	-	-
	Modo U18	SWE-U18-2	18	12	7	19	6	0	3	1	2	57	21.1	4	1	2	3	0
	Modo Jr.	SWE-Jr.	7	2	3	5	5	0	0	0	0	12	16.7	6	0	1	1	0
2013-14	Modo Jr.	SWE-Jr.	44	32	21	53	13	16	13	0	6	130	24.6	5	4	5	9	2
	Modo	SHL	11	0	0	0	0	0	0	0	0	3	0.0	-	-	-	-	-
2014-15	Modo	SHL	39	10	8	18	-1	4	4	0	5	47	21.3	-	-	-	-	-
	Timrå	SWE-1	8	2	0	2	0	0	0	0	0	19	10.5	-	-	-	-	-
	Sweden	WJC	7	0	1	1	1	0	0	0	0	6	0.0	-	-	-	-	-
	Modo Jr.	SWE-Jr.	6	1	3	4	-1	0	0	1	0	16	6.3	5	3	5	8	0
2015-16	Modo	SHL	49	14	15	29	-1	6	0	0	3	98	14.3	-	-	-	-	-
2016-17	Frölunda	SHL	51	9	18	27	4	2	6	0	1	91	9.9	14	4	8	12	0
2017-18	Frölunda	SHL	50	27	16	43	1	8	14	0	7	161	16.8	6	3	1	4	2





# Rochester Americans PLAYER PROFILES



## D LAWRENCE PILUT

**Born** | December 30, 1995 | Tingsryd, Sweden **Ht** | 5 ft 11 in **Wt** | 187 lbs



**How Acquired:** Signed by Buffalo as an unrestricted free agent, May 15, 2018.

### Career | Highlights

- Had a career year in his fifth SHL season while serving as an alternate captain for HV71 in 2017-18, more than doubling his previous career highs in every offensive category and ranking fifth among all SHL skaters with 30 assists.
- Led all SHL defensemen in points (38) and assists (30), and his eight goals tied for second-most among blueliners; earned the league's Salming Trophy as defenseman of the year.
- Won an SHL championship with HV71 in 2017, tying for second among all SHL players with a plus-10 rating in 16 playoff games.
- Split time between the SHL and the Swedish SuperElit league in 2013-14; captained HV71's under-20 team to the 2014 SuperElit title and earned Playoff MVP honors with two points (1+1) and a plus-7 rating in four postseason contests.
- Appeared in his final full junior season in 2012-13, leading all SuperElit South defensemen with 18 regular-season assists and winning the first of two back-to-back SuperElit championships with HV71

### Career Stats | Regular Season


### Playoffs

SEASON	TEAM	LEAGUE	GP	G	A	P	+/-	PIM	PP	SH	GW	S	S%	GP	G	A	P	PIM
2010-11	Tingsryds U18	SWE-U18	28	1	6	7	1	4	-	-	-	-	-	3	0	1	1	0
2011-12	HV71 U18	SWE-U18	22	3	5	8	8	8	-	-	-	-	-	-	-	-	-	-
	HV71 U18	SWE-U18-2	12	3	4	7	7	14	2	0	1	30	10.0	3	0	1	1	0
	HV71 Jr.	SWE-Jr.	3	0	1	1	0	0	0	0	0	1	0.0	-	-	-	-	-
2012-13	HV71 Jr.	SWE-Jr.	42	3	18	21	8	28	3	0	0	69	4.3	7	1	3	4	4
	HV71 U18	SWE-U18	8	1	4	5	4	2	0	0	0	38	2.6	-	-	-	-	-
	HV71 U18	SWE-U18-2	1	0	2	2	3	0	0	0	0	4	0.0	-	-	-	-	-
2013-14	HV71 Jr.	SWE-Jr.	30	3	15	18	8	26	2	0	1	74	4.1	4	1	1	2	6
	HV71	SHL	22	0	4	4	-4	18	0	0	0	14	0.0	6	0	0	0	0
2014-15	HV71	SHL	48	3	8	11	12	10	0	0	1	46	6.5	4	0	0	0	0
	Timrå	SWE-1	4	0	2	2	-1	0	0	0	0	5	0.0	-	-	-	-	-
	HV71 Jr.	SWE-Jr.	2	0	0	0	-1	0	0	0	0	0	6	-	-	-	-	-
2015-16	HV71	SHL	21	1	5	6	5	4	0	0	0	24	4.2	6	1	1	2	0
2016-17	HV71	SHL	48	3	9	12	20	20	0	0	1	66	4.6	16	2	3	5	8
2017-18	HV71	SHL	52	8	30	38	13	22	2	1	0	90	8.9	2	0	0	0	0





# Rochester Americans PLAYER PROFILES



## **C** KEVIN PORTER

**Born** | March 12, 1986 | **Detroit, Michigan** **Ht** | 5 ft 11 in **Wt** | 189 lbs

**How Acquired:** Signed by Buffalo as an unrestricted free agent, July 1, 2017.



### Career | Highlights

- Named captain during his third season with the Rochester Americans (AHL) in 2017-18; reached the 40-point mark for the second straight year and tied for second on the team in goals (17).
- Led the Amerks with five points (1+4) in three 2018 Calder Cup Playoff games.
- Led the Wilkes-Barre/Scranton Penguins (AHL) in assists (35) and tied for third in points (46) in 60 games in 2016-17, setting AHL career-high marks in both categories; led the team in assists (6) and tied for the team lead in points (6) in five AHL playoff games.
- Did not play in the 2016 playoffs due to injury, but was a member of the Pittsburgh squad that captured the Stanley Cup.
- Served as captain of the Americans in 2012-13, also ranking second on the team with 44 points (15+29) despite appearing in only 48 games with the team.
- Established NHL career highs in games played (74), goals (14), assists (11) and points (25) in his first full season with the Colorado Avalanche in 2010-11.
- Made his NHL debut and collected his first NHL point with an assist on Oct. 11, 2008 vs. Columbus.
- Scored his first NHL goal on Oct. 30, 2008 vs. Pittsburgh.
- Captured the Hobey Baker Award as team captain during his senior year at the University of Michigan in 2007-08 after finishing the season ranked second in the nation with 63 points (33+30) in 43 games.
- Helped lead Michigan to the 2008 NCAA Frozen Four, setting an NCAA Tournament record by scoring four goals in an East Regional Semifinal win over Niagara in Albany, New York on March 28, 2008.
- His other senior year accolades included CCHA Player of the Year, RBK West All-America First Team, All-CCHA First Team and University of Michigan's Male Athlete of the Year.
- Shared Michigan's team lead in goals (24) as a junior in 2006-07 and ranked second in both assists (34) and points (58), earning All-CCHA Second-Team honors.







# Rochester Americans PLAYER PROFILES

## Career Stats | Regular Season


## Playoffs

SEASON	TEAM	LEAGUE	GP	G	A	P	+/-	PIM	PP	SH	GW	S	%	GP	G	A	P	PIM
2002-03	USNTDP	NAHL	40	19	9	28	-	17	-	-	-	-	-	-	-	-	-	-
	USNTDP	USDP	19	9	11	20	-	8	-	-	-	-	-	-	-	-	-	-
	USNTDP	USDP	13	1	2	3	-	2	-	-	-	-	-	-	-	-	-	-
	United States	WJ18	6	0	2	2	-	30	-	-	-	-	-	-	-	-	-	-
2003-04	USNDTP	USDP	44	5	21	26	-	26	-	-	-	-	-	-	-	-	-	-
	USNTDP	NAHL	11	3	8	11	-	4	-	-	-	-	-	-	-	-	-	-
	United States	WJ18	6	2	6	8	-	4	-	-	-	-	-	-	-	-	-	-
2004-05	Michigan	CCHA	39	11	13	24	-	51	-	-	-	-	-	-	-	-	-	-
	United States	WJC	7	3	2	5	-	6	-	-	-	-	-	-	-	-	-	-
2005-06	Michigan	CCHA	39	17	21	38	-	30	-	-	-	-	-	-	-	-	-	-
	United States	WJC	7	2	4	6	-	2	-	-	-	-	-	-	-	-	-	-
2006-07	Michigan	CCHA	41	24	34	58	-	16	-	-	-	-	-	-	-	-	-	-
2007-08	Michigan	CCHA	43	33	30	63	-	18	-	-	-	-	-	-	-	-	-	-
	San Antonio	AHL	-	-	-	-	-	-	-	-	-	-	-	7	0	4	4	0
2008-09	San Antonio	AHL	42	13	22	35	7	14	2	1	4	81	16.0	-	-	-	-	-
	Phoenix	NHL	34	5	5	10	-2	4	1	0	2	39	12.8	-	-	-	-	-
2009-10	San Antonio	AHL	52	15	25	40	-9	31	5	0	3	104	14.4	-	-	-	-	-
	Colorado	NHL	16	2	1	3	-4	0	0	1	0	18	11.1	4	0	0	0	0
	Phoenix	NHL	4	0	0	0	1	0	0	0	0	3	0.0	-	-	-	-	-
	Lake Erie	AHL	4	1	0	1	0	2	0	0	0	9	11.1	-	-	-	-	-
2010-11	Colorado	NHL	74	14	11	25	-11	27	1	0	3	102	13.7	-	-	-	-	-
2011-12	Colorado	NHL	35	4	3	7	-2	17	0	0	0	32	12.5	-	-	-	-	-
2012-13	Rochester	AHL	48	15	29	44	8	38	3	1	2	83	18.1	-	-	-	-	-
	Buffalo	NHL	31	4	5	9	-1	10	0	1	0	37	10.8	-	-	-	-	-
2013-14	Rochester	AHL	50	19	17	36	-11	25	7	0	4	91	20.9	5	0	3	3	0
	Buffalo	NHL	12	0	1	1	-5	2	0	0	0	3	0.0	-	-	-	-	-
2014-15	Grand Rapids	AHL	76	16	23	39	-11	25	2	0	5	133	12.0	16	1	3	4	14
2015-16	Pittsburgh	NHL	41	0	3	3	-2	0	0	0	0	34	0.0	-	-	-	-	-
	Wilkes-Barre/Scranton	AHL	16	5	4	9	11	4	0	1	1	31	16.1	-	-	-	-	-
2016-17	Wilkes-Barre/Scranton	AHL	69	11	35	46	2	50	3	2	4	127	8.7	5	0	6	6	2
2017-18	Rochester	AHL	66	17	25	42	-10	20	5	1	6	126	13.5	3	1	4	5	0
<b>NHL Totals</b>			<b>249</b>	<b>29</b>	<b>29</b>	<b>58</b>	<b>-27</b>	<b>60</b>	<b>2</b>	<b>2</b>	<b>5</b>	<b>268</b>	<b>10.8</b>	<b>4</b>	<b>0</b>	<b>0</b>	<b>0</b>	<b>0</b>
<b>Buffalo Totals</b>			<b>43</b>	<b>4</b>	<b>6</b>	<b>10</b>	<b>-6</b>	<b>12</b>	<b>0</b>	<b>1</b>	<b>0</b>	<b>40</b>	<b>10.0</b>	<b>--</b>	<b>--</b>	<b>--</b>	<b>--</b>	<b>--</b>





# Rochester Americans PLAYER PROFILES



## LW C.J. SMITH

**Born** | December 1, 1994 | Des Moines, Iowa | **Ht** | 5 ft 10 in | **Wt** | 184 lbs

**How Acquired:** Signed by Buffalo as a free agent, March 30, 2017.



### Career | Highlights

- Appeared in his first full professional season in 2017-18 and was selected as the Rochester Americans' Rookie of the Year after finishing third among all Amerks and 10th among all AHL rookies in scoring with 44 points (17+27) in 61 games.
- Recorded his first AHL point with an assist in his AHL debut on Oct. 6, 2017 vs. Syracuse and scored his first professional goal on Oct. 7, 2017 at Syracuse.
- Played in the 2018 AHL All-Star Challenge and earned MVP honors after recording five points (3+2), including the lone tally in the championship game.
- Made his professional playoff debut in 2018 with a pair of assists during Rochester's opening-round series against Syracuse.
- Appeared in two NHL games with the Sabres following the completion of his junior year at UMass-Lowell (Hockey East) in 2016-17, recording an assist in his NHL debut on April 2, 2017 vs. NY Islanders.
- As a junior in 2016-17, set career-high marks in games played (41), goals (23), assists (28), points (51) and plus/minus rating (+22) for the third straight year, leading all River Hawks skaters in goals and plus/minus rating and falling one point shy of the team lead in points.
- Tied for eighth among all NCAA skaters in 2016-17 with 23 goals and ranked 12th with 51 points.
- Was selected as the 2017 Hockey East Tournament MVP after leading all players with eight points (4+4) in five tournament games.
- Led all River Hawks in goals (17), points (39) and plus/minus rating (+15) as a sophomore in 2015-16 and ranked second in assists (22).
- Was named to the 2016 Hockey East All-Tournament Team with five points (3+2) in four tournament games.
- Led UMass-Lowell skaters in goals (16), assists (19) and points (35) as a freshman in 2014-15.
- His 2014-15 totals tied him for 13th among Hockey East players in points, which ranked second among Hockey East rookies; his .90 points per game ranked him sixth nationally among rookie skaters and earned him Hockey East All-Rookie honors.

### Career Stats | Regular Season

### Playoffs

SEASON	TEAM	LEAGUE	GP	G	A	P	+/-	PIM	PP	SH	GW	S	S%	GP	G	A	P	PIM
2010-11	Holy Angels	Minn. HS	25	17	20	37	24	18	-	-	-	-	-	1	0	0	0	10
2011-12	Austin	NAHL	53	13	14	27	13	20	-	-	-	-	-	-	-	-	-	-
2012-13	Austin	NAHL	60	30	29	59	21	22	-	-	-	-	-	8	4	1	5	4
2013-14	Chicago	USHL	46	23	17	40	-1	10	-	-	-	-	-	-	-	-	-	-
	Muskegon	USHL	13	4	1	5	3	6	-	-	-	-	-	-	-	-	-	-
2014-15	UMass-Lowell	H-East	39	16	19	35	12	28	5	0	2	108	14.8	-	-	-	-	-
2015-16	UMass-Lowell	H-East	40	17	22	39	15	50	4	2	2	130	13.1	-	-	-	-	-
2016-17	UMass-Lowell	H-East	41	23	28	51	22	46	8	0	2	135	17.0	-	-	-	-	-
	<b>Buffalo</b>	<b>NHL</b>	<b>2</b>	<b>0</b>	<b>1</b>	<b>1</b>	<b>-1</b>	<b>0</b>	<b>0</b>	<b>0</b>	<b>0</b>	<b>2</b>	<b>0.0</b>	<b>--</b>	<b>--</b>	<b>--</b>	<b>--</b>	<b>--</b>
2017-18	Rochester	AHL	57	17	27	44	4	16	6	0	2	133	12.8	3	0	2	2	0
	<b>NHL Totals</b>		<b>2</b>	<b>0</b>	<b>1</b>	<b>1</b>	<b>-1</b>	<b>0</b>	<b>0</b>	<b>0</b>	<b>0</b>	<b>2</b>	<b>0.0</b>	<b>--</b>	<b>--</b>	<b>--</b>	<b>--</b>	<b>--</b>
	<b>Buffalo Totals</b>		<b>2</b>	<b>0</b>	<b>1</b>	<b>1</b>	<b>-1</b>	<b>0</b>	<b>0</b>	<b>0</b>	<b>0</b>	<b>2</b>	<b>0.0</b>	<b>--</b>	<b>--</b>	<b>--</b>	<b>--</b>	<b>--</b>





# Rochester Americans PLAYER PROFILES



## D DEVANTE STEPHENS

**Born** | January 2, 1997 | Surrey, British Columbia **Ht** | 6 ft 2 in **Wt** | 189 lbs

**How Acquired:** Selected by Buffalo in the fifth round (122nd overall) of the 2015 NHL Draft.



### Career | Highlights

- Split his first professional season between the Rochester Americans (AHL) and the Cincinnati Cyclones (ECHL) in 2017-18.
- Made his professional debut with Cincinnati on Oct. 14, 2017 vs. Kalamazoo and made his AHL debut on Oct. 25, 2017 at Laval.
- Totaled eight points (0+8) with the Cyclones in 2017-18; tallied his first professional point with an assist on Nov. 1, 2017 at Kalamazoo.
- Established WHL career highs in goals (13), assists (22), points (35) and penalty minutes (75) in 67 games during his third and final season with the Kelowna Rockets in 2016-17; his 13 goals led all Kelowna blueliners and ranked ninth among WHL defensemen.
- Notched his first career WHL hat trick at Portland (10/29)
- Topped his rookie-year total in games played (72) and assists (9) and tied his rookie mark with 11 points (2+9) in 72 games for Kelowna during his second season with the team in 2015-16.
- Scored four goals and added seven assists in 64 games during his first WHL season as a member of the 2014-15 WHL Champion Kelowna Rockets.
- Recorded his first WHL assist on Oct. 4, 2014 at Seattle and scored his first WHL goal on Nov. 1, 2014 at Portland.

### Career Stats | Regular Season

### Playoffs

SEASON	TEAM	LEAGUE	GP	G	A	P	+/-	PIM	PP	SH	GW	S	S%	GP	G	A	P	PIM
2013-14	Valley West	BCMML	22	6	14	20	-	32	-	-	-	-	-	5	0	2	2	10
2014-15	Kelowna	WHL	64	4	7	11	17	33	0	0	0	-	-	17	0	4	4	8
2015-16	Kelowna	WHL	72	2	9	11	12	58	0	0	0	-	-	18	0	1	1	12
2016-17	Kelowna	WHL	67	13	22	35	27	75	1	1	1	-	-	17	0	7	7	16
2017-18	Cincinnati	ECHL	33	0	8	8	2	22	0	0	0	42	0.0	-	-	-	-	-
	Rochester	AHL	6	0	0	0	-4	7	0	0	0	5	0.0	-	-	-	-	-





# Rochester Americans PLAYER PROFILES



## **D** MATT TENNYSON

**Born** | April 23, 1990 | Minneapolis, Minnesota **Ht** | 6 ft 2 in **Wt** | 194 lbs

**How Acquired:** Signed by Buffalo as an unrestricted free agent, July 1, 2017.



### Career | Highlights

- Appeared in a career-high 45 NHL games with Carolina in 2016-17, tying another NHL high with six assists.
- Earned his first professional hat trick with three goals as a member of the Charlotte Checkers (AHL) on Nov. 11, 2016 at Iowa.
- Posted NHL career highs in goals (2), assists (6), points (8) and penalty minutes (16) in just 27 games with San Jose in 2014-15.
- Scored his first NHL goal on Dec. 18, 2014 vs. Edmonton.
- Appeared in 54 games with Worcester during his last full AHL season in 2013-14, totaling 21 points (7+14) and leading Worcester defensemen in with a career-high seven goals.
- Set AHL career highs in games played (60), assists (22) and points (27) in 2012-13, leading Worcester defensemen in goals, assists and points.
- Recorded an assist in his first career NHL game on April 1, 2013 vs. Vancouver as a member of the San Jose Sharks.
- Named Second Team All-CCHA and a finalist for CCHA Best Offensive Defenseman after totaling 24 points (11+13) in 41 games as a junior at Western Michigan in 2011-12, where he finished fourth on the team in goals and points.
- Made his professional debut with Worcester after the conclusion of the college hockey season on April 4, 2012 vs. Albany and scored his first professional goal in his third AHL game on April 7, 2012 at Portland.
- Led Western Michigan defensemen with 21 points (9+12) in 42 games as a sophomore in 2010-11.
- Completed his freshman season at Western Michigan in 2009-10, ranking second among team defensemen and second among team freshman in scoring with nine points (2+7) in 34 games.

### Career Stats | Regular Season


### Playoffs

SEASON	TEAM	LEAGUE	GP	G	A	P	+/-	PIM	PP	SH	GW	S	S%	GP	G	A	P	PIM
2007-08	Texas	NAHL	58	4	10	14	4	80	-	-	-	-	-	-	-	-	-	-
2008-09	Cedar Rapids	USHL	57	4	6	10	5	51	2	0	0	75	5.3	5	0	0	0	2
2009-10	W. Michigan	CCHA	34	2	7	9	-1	30	1	0	0	-	-	-	-	-	-	-
2010-11	W. Michigan	CCHA	42	9	12	21	-1	38	7	0	2	-	-	-	-	-	-	-
2011-12	W. Michigan	CCHA	41	11	13	24	-7	28	8	0	1	-	-	-	-	-	-	-
	Worcester	AHL	7	1	1	2	-1	0	1	0	0	17	5.9	-	-	-	-	-
2012-13	Worcester	AHL	60	5	22	27	-6	44	3	0	0	107	4.7	-	-	-	-	-
	San Jose	NHL	4	0	2	2	2	2	0	0	0	8	0.0	--	--	--	--	--
2013-14	Worcester	AHL	54	7	14	21	-25	33	3	0	0	107	6.5	-	-	-	-	-
2014-15	Worcester	AHL	43	4	11	15	7	30	2	0	0	73	5.5	4	0	0	0	0
	San Jose	NHL	27	2	6	8	0	16	1	0	0	37	5.4	--	--	--	--	--
2015-16	San Jose	NHL	29	1	3	4	1	0	1	0	0	23	4.3	--	--	--	--	--
	San Jose	AHL	5	0	0	0	2	0	0	0	0	10	0.0	1	0	0	0	2
2016-17	Carolina	NHL	45	0	6	6	-13	6	0	0	0	36	0.0	--	--	--	--	--
	Charlotte	AHL	9	3	4	7	7	5	1	0	1	29	10.3	-	-	-	-	-
2017-18	Rochester	AHL	50	3	8	11	-22	40	2	0	0	87	3.4	3	0	0	0	6
	Buffalo	NHL	15	0	0	0	-8	8	0	0	0	25	0.0	--	--	--	--	--
	<b>NHL Totals</b>		<b>120</b>	<b>3</b>	<b>17</b>	<b>20</b>	<b>-18</b>	<b>32</b>	<b>2</b>	<b>0</b>	<b>0</b>	<b>129</b>	<b>2.3</b>	<b>--</b>	<b>--</b>	<b>--</b>	<b>--</b>	<b>--</b>
	<b>Buffalo Totals</b>		<b>15</b>	<b>0</b>	<b>0</b>	<b>0</b>	<b>-8</b>	<b>8</b>	<b>0</b>	<b>0</b>	<b>0</b>	<b>25</b>	<b>0.0</b>	<b>--</b>	<b>--</b>	<b>--</b>	<b>--</b>	<b>--</b>





# Rochester Americans PLAYER PROFILES



## G SCOTT WEDGEWOOD

**Born** | August 14, 1992 | Brampton, Ontario **Ht** | 6 ft 1 in **Wt** | 205 lbs

**How Acquired:** Signed by Buffalo as an unrestricted free agent, July 1, 2018.



### Career | Highlights

- Set a career high with 20 NHL appearances as a member of the Arizona Coyotes in 2017-18.
- Earned his second NHL shutout with 27 saves on Dec. 2, 2017 vs. New Jersey.
- Made a career-high 42 saves in an overtime loss on Dec. 3, 2017 at Vegas.
- Started the 2016-17 season 5-3-0 with a .912 save percentage with Albany Devils (AHL) before a season-ending injury.
- Made his NHL debut in the 2015-16 season with the New Jersey Devils, going 2-1-1 with a .957 save percentage and 1.25 goals-against average in his four appearances.
- Earned a win in his NHL debut on March 20, 2016 vs. Columbus, stopping 28 of 29 shots.
- Turned aside all 39 shots faced in his second NHL game on March 24, 2016 at Pittsburgh to earn his first career shutout.
- Spent the majority of the 2015-16 season with Albany, posting a 14-3-3 record and AHL-best marks in save percentage (.933) and goals-against average (1.55).
- Stopped 12 of 14 shots faced to earn a win in his professional playoff debut on April 22, 2016 vs. Utica.
- Appeared in a career-high 36 games with Albany in 2013-14 and matched that mark in 2014-15.
- Posted a personal-best four shutouts in 36 games with Albany in 2013-14, ranking seventh among all AHL goaltenders.
- Made his professional debut in 2012-13, splitting time between the Trenton Thunder (ECHL) and Albany.
- Led all ECHL rookies in games played (48), minutes (2,741) and saves (1,329), while tying for fifth with 20 wins.
- Earned the win in his AHL debut on March 9, 2013 with 24 saves vs. Springfield.
- Won a bronze medal with Canada at the 2012 IIHF World Junior Championship in Alberta, Canada.

### Career Stats | Regular Season

### Playoffs

SEASON	TEAM	LEAGUE	GP	W	L	OT	SO	GA	SV%	GAA	MIN	GP	W	L	SO	GA	SV%	GAA	MIN
2008-09	Plymouth	OHL	6	0	2	0	0	12	.880	4.56	158	3	0	0	0	2	.931	4.62	26
2009-10	Plymouth	OHL	18	5	9	0	1	51	.909	3.26	938	4	1	1	0	4	.956	2.07	116
2010-11	Plymouth	OHL	55	28	18	2	2	152	.908	2.99	3,046	10	4	6	0	33	.923	3.27	606
2011-12	Plymouth	OHL	43	28	10	3	3	125	.911	3.02	2,482	13	7	6	2	31	.928	2.38	781
	Canada	WJC	3	2	0	-	1	6	.976	2.42	149	-	-	-	-	-	-	-	-
2012-13	Trenton	ECHL	48	20	22	3	1	147	.900	3.22	2,741	-	-	-	-	-	-	-	-
	Albany	AHL	5	2	2	0	0	14	.886	3.47	242	-	-	-	-	-	-	-	-
2013-14	Albany	AHL	36	16	14	0	4	79	.899	2.39	1,980	-	-	-	-	-	-	-	-
2014-15	Albany	AHL	36	13	14	6	2	92	.903	2.74	2,014	-	-	-	-	-	-	-	-
2015-16	Albany	AHL	22	14	3	3	2	32	.933	1.55	1,241	-	-	-	-	-	-	-	-
	<b>New Jersey</b>	<b>NHL</b>	<b>4</b>	<b>2</b>	<b>1</b>	<b>1</b>	<b>1</b>	<b>5</b>	<b>.957</b>	<b>1.25</b>	<b>241</b>	--	--	--	--	--	--	--	--
	Adirondack	ECHL	1	1	0	0	0	2	.951	2.00	60	-	-	-	-	-	-	-	-
2016-17	Albany	AHL	10	5	3	0	0	20	.912	2.18	550	11	6	5	0	30	.897	2.72	662
<b>2017-18</b>	<b>Arizona</b>	<b>NHL</b>	<b>20</b>	<b>5</b>	<b>9</b>	<b>4</b>	<b>1</b>	<b>63</b>	<b>.893</b>	<b>3.45</b>	<b>1,097</b>	--	--	--	--	--	--	--	--
	Ontario	AHL	6	2	1	1	0	15	.901	3.21	280	-	-	-	-	-	-	-	-
	Binghamton	AHL	1	1	0	0	0	1	.973	1.00	60	-	-	-	-	-	-	-	-
	<b>NHL Totals</b>		<b>24</b>	<b>7</b>	<b>10</b>	<b>5</b>	<b>2</b>	<b>68</b>	<b>.903</b>	<b>3.05</b>	<b>1,338</b>	--	--	--	--	--	--	--	--





# PLAYER PERSONNEL

C

## CHRISTOPHER BROWN *Selected in the sixth round (151st overall) in 2014*

**Born** | February 22, 1996 | Pontiac, Michigan **Ht** | 6 ft 0 in **Wt** | 179 lbs

### Career Stats | Regular Season

SEASON	TEAM	LEAGUE	GP	G	A	P	PIM
2012-13	Cranbrook Kingswood	Mich. HS	31	23	27	50	6
2013-14	Cranbrook Kingswood	Mich. HS	28	26	58	84	21
	Green Bay	USHL	2	0	0	0	0
2014-15	Green Bay	USHL	43	13	19	32	22
	Tri-City	USHL	15	0	5	5	2
2015-16	Boston College	H-East	41	2	9	11	8
2016-17	Boston College	H-East	34	9	17	26	12
2017-18	Boston College	H-East	37	9	10	19	14

### Playoffs

GP	G	A	P	PIM
-	-	-	-	-
-	-	-	-	-
-	-	-	-	-
6	0	0	0	0
-	-	-	-	-
-	-	-	-	-
-	-	-	-	-

D

## JACOB BRYSON *Selected in the fourth round (99th overall) in 2017*

**Born** | November 18, 1997 | London, Ontario **Ht** | 5 ft 8 in **Wt** | 178 lbs

### Career Stats | Regular Season

SEASON	TEAM	LEAGUE	GP	G	A	P	PIM
2015-16	Omaha	USHL	56	3	28	31	36
2016-17	Providence College	H-East	39	3	17	20	12
2017-18	Providence College	H-East	40	4	21	25	18

### Playoffs

GP	G	A	P	PIM
-	-	-	-	-
-	-	-	-	-
-	-	-	-	-

D

## IVAN CHUKAROV *Selected in the seventh round (182nd overall) in 2015*

**Born** | April 3, 1995 | Des Plaines, Illinois **Ht** | 6 ft 2 in **Wt** | 203 lbs

### Career Stats | Regular Season

SEASON	TEAM	LEAGUE	GP	G	A	P	PIM
2013-14	Minnesota	NAHL	44	4	8	12	28
2014-15	Minnesota	NAHL	55	12	31	43	63
2015-16	Massachusetts	H-East	36	3	5	8	10
2016-17	Massachusetts	H-East	36	2	6	8	40
2017-18	Massachusetts	H-East	31	0	6	6	22

### Playoffs

GP	G	A	P	PIM
5	1	2	3	0
12	0	6	6	6
-	-	-	-	-
-	-	-	-	-
-	-	-	-	-





# PLAYER PERSONNEL

## C MARCUS DAVIDSSON *Selected in the second round (37th overall) in 2017*

Born | November 18, 1998 | Stockholm, Sweden | Ht | 6 ft 0 in | Wt | 191 lbs

### Career Stats | Regular Season

SEASON	TEAM	LEAGUE	GP	G	A	P	PIM
2013-14	Djurgårdens J18	SWE-U18	16	2	12	14	10
	Djurgårdens J18	SWE-U18-2	15	3	3	6	6
2014-15	Djurgårdens J18	SWE-U18	19	6	11	17	6
	Djurgårdens J18	SWE-U18-2	16	11	7	18	4
2015-16	Djurgårdens Jr.	SWE-Jr.	2	0	0	0	0
	Djurgårdens Jr.	SWE-Jr.	45	17	23	40	24
	Sweden	WJ18	4	2	1	3	0
	Djurgårdens J18	SWE-U18-2	1	0	0	0	0
2016-17	Djurgårdens	SHL	1	0	0	0	0
	Djurgårdens	SHL	45	5	4	9	6
2017-18	Djurgårdens Jr.	SWE-Jr.	9	6	4	10	2
	Djurgårdens	SHL	39	9	12	21	14
	Sweden	WJC	7	1	2	3	0
	Djurgårdens Jr.	SWE-Jr.	3	3	1	4	0

### Playoffs

GP	G	A	P	PIM
-	-	-	-	-
4	0	1	1	0
-	-	-	-	-
5	3	3	6	2
-	-	-	-	-
6	3	3	6	0
-	-	-	-	-
5	2	0	2	2
1	0	0	0	0
3	0	0	0	2
1	0	0	0	0
11	0	5	5	4
-	-	-	-	-
-	-	-	-	-

## D CASEY FITZGERALD *Selected in the third round (86th overall) in 2016*

Born | February 25, 1997 | North Reading, Massachusetts | Ht | 5 ft 11 in | Wt | 186 lbs

### Career Stats | Regular Season

SEASON	TEAM	LEAGUE	GP	G	A	P	PIM
2013-14	USNTDP	U17	52	3	9	12	43
	USNTDP	USHL	33	2	1	3	18
2014-15	USNTDP	U18	57	9	16	25	67
	USNTDP	USHL	22	3	5	8	53
	United States	WJ18	7	1	3	4	4
2015-16	Boston College	H-East	39	4	23	27	46
2016-17	Boston College	H-East	37	5	17	22	46
	United States	WJC	7	0	3	3	6
2017-18	Boston College	H-East	36	6	13	19	45

### Playoffs

GP	G	A	P	PIM
-	-	-	-	-
-	-	-	-	-
-	-	-	-	-
-	-	-	-	-
-	-	-	-	-
-	-	-	-	-
-	-	-	-	-
-	-	-	-	-

## C VASILY GLOTOV *Selected in the seventh round (190th overall) in 2016*

Born | September 4, 1997 | Barnaul, Russia | Ht | 5 ft 10 in | Wt | 180 lbs

### Career Stats | Regular Season

SEASON	TEAM	LEAGUE	GP	G	A	P	PIM
2014-15	Serebryanye Lvy St. Petersburg	MHL	53	8	6	14	14
2015-16	Serebryanye Lvy St. Petersburg	MHL	42	23	32	55	34
2016-17	Cape Breton	QMJHL	64	15	35	50	14
2017-18	Shawinigan	QMJHL	64	29	14	43	24
	Cincinnati	ECHL	5	1	1	2	0
	Rochester	AHL	1	0	0	0	0

### Playoffs

GP	G	A	P	PIM
4	0	1	1	4
-	-	-	-	-
11	0	4	4	2
-	-	-	-	-
-	-	-	-	-
-	-	-	-	-





# PLAYER PERSONNEL

C

## CONNOR HURLEY *Selected in the second round (38th overall) in 2013*

Born | September 15, 1995 | Eagan, Minnesota | **Ht** | 6 ft 2 in | **Wt** | 178 lbs

### Career Stats | Regular Season

SEASON	TEAM	LEAGUE	GP	G	A	P	PIM
2011-12	Edina	Minn. HS	25	22	26	48	10
2012-13	Edina	Minn. HS	25	15	28	43	8
	Muskegon	USHL	11	1	7	8	4
2013-14	Muskegon	USHL	21	3	11	14	14
	Green Bay	USHL	35	10	26	36	18
2014-15	Notre Dame	H-East	41	4	10	14	6
2015-16	Notre Dame	H-East	36	6	12	18	10
2016-17	Notre Dame	H-East	21	4	12	16	22

### Playoffs

GP	G	A	P	PIM
5	4	6	10	2
-	-	-	-	-
3	0	1	1	4
-	-	-	-	-
4	2	2	4	2
-	-	-	-	-
-	-	-	-	-
-	-	-	-	-

D

## MISKA KUKKONEN *Selected in the fifth round (125th overall) in 2018*

Born | June 19, 2000 | Jokioinen, Finland | **Ht** | 6 ft 0 in | **Wt** | 198 lbs

### Career Stats | Regular Season

SEASON	TEAM	LEAGUE	GP	G	A	P	PIM
2016-17	Ilves Jr.	FIN-Jr.	24	1	7	8	44
2017-18	Ilves Jr.	FIN-Jr.	12	2	2	4	33

### Playoffs

GP	G	A	P	PIM
3	0	0	0	2
-	-	-	-	-

D

## OSKARI LAAKSONEN *Selected in the third round (89th overall) in 2017*

Born | July 2, 1999 | Tampere, Finland | **Ht** | 6 ft 1 in | **Wt** | 165 lbs

### Career Stats | Regular Season

SEASON	TEAM	LEAGUE	GP	G	A	P	PIM
2016-17	Ilves Jr.	FIN-Jr.	27	6	3	9	14
2017-18	Ilves Jr.	FIN-Jr.	40	4	11	15	52
	Ilves	SM-Liiga	21	0	4	4	8

### Playoffs

GP	G	A	P	PIM
6	1	1	2	4
-	-	-	-	-
-	-	-	-	-

D

## LINUS LINDSTRAND CRONHOLM *Selected in the fourth round (117th overall) in 2018*

Born | July 3, 2000 | Malmö, Sweden | **Ht** | 6 ft 1 in | **Wt** | 172 lbs

### Career Stats | Regular Season

SEASON	TEAM	LEAGUE	GP	G	A	P	PIM
2017-18	Malmö Jr.	SWE-Jr.	37	0	6	6	48
	Malmö U18	SWE-U18	18	6	10	16	45
	Malmö	SHL	-	-	-	-	-

### Playoffs

GP	G	A	P	PIM
-	-	-	-	-
-	-	-	-	-
2	0	0	0	0





# PLAYER PERSONNEL

G

## UKKO-PEKKA LUUKKONEN *Selected in the second round (54th overall) in 2017*

**Born** | March 9, 1999 | Espoo, Finland    **Ht** | 6 ft 5 in    **Wt** | 216 lbs

### Career Stats | Regular Season

SEASON	TEAM	LEAGUE	GP	W	L	OT	GAA	Playoffs			
								GP	W	L	GAA
2015-16	HPK Jr.	FIN-Jr.	15	-	-	-	1.98	8	-	-	1.94
	Finland	WJ18	3	3	0	-	2.00	-	-	-	-
2016-17	HPK Jr.	FIN-Jr.	35	-	-	-	1.78	9	-	-	2.01
	Finland	WJ18	6	5	1	-	2.89	-	-	-	-
2017-18	LeKi	Mestis	24	11	11	2	.909	-	-	-	-
	HPK Jr.	FIN-Jr.	2	0	0	1	.924	-	-	-	-
	HPK	SM-liiga	1	0	1	0	.750	-	-	-	-

LW

## BRETT MURRAY *Selected in the fourth round (99th overall) in 2016*

**Born** | July 20, 1998 | Bolton, Ontario    **Ht** | 6 ft 4 in    **Wt** | 216 lbs

### Career Stats | Regular Season

SEASON	TEAM	LEAGUE	GP	G	A	P	PIM	Playoffs				
								GP	G	A	P	PIM
2015-16	Carleton Place	CCHL	48	14	32	46	16	16	5	8	13	4
2016-17	Youngstown	USHL	27	7	13	20	22	-	-	-	-	-
	Penn State	Big Ten	12	0	1	1	4	-	-	-	-	-
2017-18	Penn State	Big Ten	21	1	5	6	23	-	-	-	-	-

D

## PHILIP NYBERG *Selected in the fifth round (129th overall) in 2016*

**Born** | April 27, 1997 | Karlskrona, Sweden    **Ht** | 6 ft 3 in    **Wt** | 189 lbs

### Career Stats | Regular Season

SEASON	TEAM	LEAGUE	GP	G	A	P	PIM	Playoffs				
								GP	G	A	P	PIM
2014-15	Linköping Jr	SWE-Jr.	3	0	0	0	2	2	0	0	0	0
2015-16	Linköping Jr	SWE-Jr.	45	4	14	18	51	4	1	0	1	2
2016-17	Madison	USHL	25	2	7	9	16	-	-	-	-	-
	UConn	H-East	16	1	5	6	14	-	-	-	-	-
2017-18	UConn	H-East	20	2	1	3	6	-	-	-	-	-

C

## MATEJ PEKAR *Selected in the fourth round (94th overall) in 2018*

**Born** | February 2, 2000 | Turnov, Czech Republic    **Ht** | 6 ft 0 in    **Wt** | 173 lbs

### Career Stats | Regular Season

SEASON	TEAM	LEAGUE	GP	G	A	P	PIM	Playoffs				
								GP	G	A	P	PIM
2017-18	Muskegon	USHL	56	14	40	54	36	-	-	-	-	-
	Czech Republic	WJ18	7	1	4	5	6	-	-	-	-	-





# PLAYER PERSONNEL

## D **MATTIAS SAMUELSSON** *Selected in second round (32nd overall) in 2018*

**Born** | March 14, 2000 | Philadelphia, Pennsylvania **Ht** | 6 ft 4 in **Wt** | 193 lbs

### Career Stats | Regular Season

SEASON	TEAM	LEAGUE	GP	G	A	P	PIM
2016-17	USNTDP	USHL	30	5	5	10	26
2017-18	USNTDP	USHL	23	4	10	14	64

### Playoffs

GP	G	A	P	PIM
-	-	-	-	-
-	-	-	-	-

## LW **LINUS WEISSBACH** *Selected in seventh round (192nd overall) in 2017*

**Born** | April 19, 1998 | Gothenburg, Sweden **Ht** | 5 ft 8 in **Wt** | 161 lbs

### Career Stats | Regular Season

SEASON	TEAM	LEAGUE	GP	G	A	P	PIM
2014-15	Frölunda Jr.	SWE-Jr	16	2	4	6	6
2015-16	Frölunda Jr.	SWE-Jr	44	17	31	48	34
	Frölunda	SHL	1	0	0	0	0
2016-17	Tri-City	USHL	49	19	28	47	4
2017-18	Wisconsin	Big Ten	34	10	16	26	26

### Playoffs

GP	G	A	P	PIM
-	-	-	-	-
3	1	1	2	0
-	-	-	-	-
-	-	-	-	-
-	-	-	-	-

## C **MAXWELL WILLMAN** *Selected in fifth round (121st overall) in 2014*

**Born** | February 13, 1995 | Barnstable, Massachusetts **Ht** | 6 ft 0 in **Wt** | 184 lbs

### Career Stats | Regular Season

SEASON	TEAM	LEAGUE	GP	G	A	P	PIM
2013-14	Williston-Northampton	Mass. HS	25	21	23	44	-
2014-15	Brown University	ECAC	30	1	2	3	12
2015-16	Brown University	ECAC	29	3	8	11	10
2016-17	Brown University	ECAC	31	11	15	26	10
2017-18	Brown University	ECAC	9	1	4	5	0

### Playoffs

GP	G	A	P	PIM
-	-	-	-	-
-	-	-	-	-
-	-	-	-	-
-	-	-	-	-
-	-	-	-	-

## D **WILLIAM WORGE-KREU** *Selected in the seventh round (187th overall) in 2018*

**Born** | May 15, 2000 | Linköping, Sweden **Ht** | 6 ft 6 in **Wt** | 172 lbs

### Career Stats | Regular Season

SEASON	TEAM	LEAGUE	GP	G	A	P	PIM
2017-18	Linköping Jr.	SWE-Jr.	38	3	11	14	40
	Linköping	SHL	1	0	0	0	0

### Playoffs

GP	G	A	P	PIM
3	0	0	0	2
-	-	-	-	-







TWO-THOUSAND EIGHTEEN TWO-THOUSAND NINETEEN

# SEASON IN REVIEW

BUFFALO SABRES MEDIA GUIDE





# NHL Divisional Standings

## SEASON IN REVIEW

### Eastern



#### ATLANTIC

RANK	TEAM	GP	W	L	OT	PTS	ROW	GF	GA	DIFF	HOME	AWAY
1	TAMPA BAY	82	54	23	5	113	48	296	236	+60	29-10-2	25-13-3
2	BOSTON	82	50	20	12	112	47	270	214	+56	28-8-5	22-12-7
3	TORONTO	82	49	26	7	105	42	277	232	+45	29-10-2	20-16-5
4	FLORIDA	82	44	30	8	96	41	248	246	+2	27-11-3	17-19-5
5	DETROIT	82	30	39	13	73	25	217	255	-38	16-16-9	14-23-4
6	MONTREAL	82	29	40	13	71	27	209	264	-55	18-14-9	11-26-4
7	OTTAWA	82	28	43	11	67	26	221	291	-70	16-19-6	12-24-5
8	<b>BUFFALO</b>	<b>82</b>	<b>25</b>	<b>45</b>	<b>12</b>	<b>62</b>	<b>24</b>	<b>199</b>	<b>280</b>	<b>-81</b>	<b>11-25-5</b>	<b>14-20-7</b>

#### METROPOLITAN

RANK	TEAM	GP	W	L	OT	PTS	ROW	GF	GA	DIFF	HOME	AWAY
1	WASHINGTON	82	49	26	7	105	46	259	239	+20	28-11-2	21-15-5
2	PITTSBURGH	82	47	29	6	100	45	272	250	+22	30-9-2	17-20-4
3	PHILADELPHIA	82	42	26	14	98	40	251	243	+8	22-13-6	20-13-8
4	COLUMBUS	82	45	30	7	97	39	242	230	+12	26-12-3	19-18-4
5	NEW JERSEY	82	44	29	9	97	39	248	244	+4	23-14-4	21-15-5
6	CAROLINA	82	36	35	11	83	33	228	256	-28	19-16-6	17-19-5
7	NY ISLANDERS	82	35	37	10	80	32	264	296	-32	19-18-4	16-19-6
8	NY RANGERS	82	34	39	9	77	31	231	268	-37	21-16-4	13-23-5

### Western



#### CENTRAL

RANK	TEAM	GP	W	L	OT	PTS	ROW	GF	GA	DIFF	HOME	AWAY
1	NASHVILLE	82	53	18	11	117	47	267	211	+56	28-9-4	25-9-7
2	WINNIPEG	82	52	20	10	114	48	277	218	+59	32-7-2	20-13-8
3	MINNESOTA	82	45	26	11	101	42	253	232	+21	27-6-8	18-20-3
4	COLORADO	82	43	30	9	95	41	257	237	+20	28-11-2	15-19-7
5	ST. LOUIS	82	44	32	6	94	41	226	222	+4	24-17-0	20-15-6
6	DALLAS	82	42	32	8	92	38	235	225	+10	26-12-3	16-20-5
7	CHICAGO	82	33	39	10	76	32	229	256	-27	18-18-5	15-21-5

#### PACIFIC

RANK	TEAM	GP	W	L	OT	PTS	ROW	GF	GA	DIFF	HOME	AWAY
1	VEGAS	82	51	24	7	109	47	272	228	+44	29-10-2	22-14-5
2	ANAHEIM	82	44	25	13	101	40	235	216	+19	26-10-5	18-15-8
3	SAN JOSE	82	45	27	10	100	40	252	229	+23	25-13-3	20-14-7
4	LOS ANGELES	82	45	29	8	98	43	239	203	+36	23-15-3	22-14-5
5	CALGARY	82	37	35	10	84	35	218	248	-30	17-20-4	20-15-6
6	EDMONTON	82	36	40	6	78	31	234	263	-29	19-18-4	17-22-2
7	VANCOUVER	82	31	40	11	73	31	218	264	-46	16-18-7	15-22-4
8	ARIZONA	82	29	41	12	70	27	208	256	-48	16-21-4	13-20-8





# 2018 Stanley Cup Playoffs SEASON IN REVIEW

## Conference Quarter Finals

### ATLANTIC DIVISION

#### FINAL SCORE

1 Tampa Bay def. WC2 New Jersey .....	(4-1)
2 Boston def. 3 Toronto .....	(4-3)

### METROPOLITAN DIVISION

#### FINAL SCORE

1 Washington def. WC1 Columbus .....	(4-2)
2 Pittsburgh def. 3 Philadelphia .....	(4-2)

### CENTRAL DIVISION

#### FINAL SCORE

1 Nashville def. WC2 Colorado .....	(4-2)
2 Winnipeg def. 3 Minnesota .....	(4-1)

### PACIFIC DIVISION

#### FINAL SCORE

1 Vegas def. WC1 Los Angeles .....	(4-0)
3 San Jose def. 2 Anaheim .....	(4-0)

## Conference Semifinals

### TEAMS

#### FINAL SCORE

1 Tampa Bay def. 2 Boston .....	(4-1)
1 Washington def. 2 Pittsburgh .....	(4-2)
2 Winnipeg def. 1 Nashville .....	(4-3)
1 Vegas def. 3 San Jose .....	(4-2)

## Conference Finals

### TEAMS

#### FINAL SCORE

1 Washington def. 1 Tampa Bay .....	(4-3)
1 Vegas def. 2 Winnipeg .....	(4-1)

## Stanley Cup Final

### TEAMS

#### FINAL SCORE

1 Washington def. 1 Vegas .....	(4-1)
---------------------------------	-------

## STANLEY CUP PLAYOFF FORMAT

The NHL underwent a divisional realignment prior to the 2013-14 season that affected the league's playoff format. The format is as follows:

Playoff qualification will be primarily Division-based, with the top three finishers in each Division qualifying for the first 12 spots in the Stanley Cup Playoffs (and the first three "seeds" in each Division).

The two additional playoff spots in each Conference, designated as "Wild Cards," will be awarded to the next two highest-placed finishers in each Conference, ranked on the basis of regular-season points and regardless of Division.

"Seeding" of the Wild Card teams within each Divisional Playoff will be determined on the basis of regular-season points. The first-place finisher with the most regular-season points in the Conference will be matched against the Wild Card team with the fewest regular-season points, and the first-place finisher with the second-most regular-season points in the Conference matched against the Wild Card team with the second-fewest regular-season points.

The Playoffs will proceed as follows:

- #1 vs. WC / #2 vs. #3 – Winners play each other for berth in Conference Championship
- Conference Finals – Two advancing teams in the West and two advancing teams in the East meet in Conference Championship
- Eastern and Western Conference Champions meet in Stanley Cup Final





Regular Season Game-By-Game  
**SEASON IN REVIEW**

**Team Game-By-Game**

#	DATE	TEAM	W-L-OT	RECORD	GF-GA	SCORERS	W GOAL	PP	PK	SF-SA	W-L GLTDR.	ATTEND.
1	10/05/2017	MTL	O**	00-00-01	2-3	29P,29	92	1-5	4-4	45-40	31 / 40	19070+
2	10/07/2017	@ NYI	L	00-01-01	3-6	9S,9S,15	12	0-4	3-3	29-33	41 / 40	15234+
3	10/09/2017	NJD	L	00-02-01	2-6	9P,9	63	1-4	4-4	25-31	35 / 31	17697
4	10/12/2017	@ SJS	L	00-03-01	2-3	29,29	28	0-3	2-3	25-26	31 / 40	17402
5	10/14/2017	@ LAK	L	00-04-01	2-4	28,15	8	0-3	0-3	25-30	32 / 40	18230+
6	10/15/2017	@ ANA	W	01-04-01	3-1	9S,23,22	23	0-3	4-4	31-26	31 / 36	15821
7	10/17/2017	@ VGK	O*	01-04-02	4-5	90P,90P,23P,9	57	3-5	4-5	34-31	30 / 31	17617+
8	10/20/2017	VAN	L	01-05-02	2-4	9S,15	22	0-3	4-4	22-41	25 / 31	18050
9	10/21/2017	@ BOS	W*	02-05-02	5-4	29,15,67,9,90	90	0-2	2-3	42-31	40 / 35	17565+
10	10/24/2017	DET	W	03-05-02	1-0	67	67	0-4	2-2	32-32	40 / 35	16882
11	10/25/2017	@ CBJ	L	03-06-02	1-5	25	3	0-1	1-2	35-38	72 / 31	14383
12	10/28/2017	SJS	L	03-07-02	2-3	90P,29	39	1-5	3-3	33-31	30 / 40	18892
13	11/02/2017	@ ARI	W	04-07-02	5-4	21,67,25,9S,67	67	0-2	2-2	31-29	40 / 32	11477
14	11/04/2017	@ DAL	L	04-08-02	1-5	90	12	0-4	0-1	28-22	32 / 40	18236
15	11/07/2017	WSH	W	05-08-02	3-1	9,67,9	67	0-4	1-1	32-25	40 / 31	17146
16	11/10/2017	FLA	L	05-09-02	1-4	21P	12	1-2	3-3	25-31	1 / 40	17812
17	11/11/2017	@ MTL	O*	05-09-03	1-2	90P	67	1-3	0-1	35-29	39 / 31	21302+
18	11/14/2017	@ PIT	O*	05-09-04	4-5	9,23P,15,67P	43	2-3	4-5	32-45	30 / 40	18438+
19	11/17/2017	@ DET	L	05-10-04	1-3	90	21	0-2	5-5	20-33	35 / 40	19515+
20	11/18/2017	CAR	L	05-11-04	1-3	9	20	0-2	4-4	25-33	33 / 31	18028
21	11/20/2017	CBJ	L	05-12-04	2-3	23,9	38	0-3	1-1	32-29	72 / 40	16551
22	11/22/2017	MIN	L	05-13-04	4-5	15,17,23,17	64	0-3	1-3	34-32	40 / 40	17418
23	11/24/2017	EDM	W	06-13-04	3-1	10,15,21	15	0-3	3-3	31-30	40 / 1	19070+
24	11/25/2017	@ MTL	L	06-14-04	0-3		26	0-2	1-2	36-26	31 / 40	21302+
25	11/28/2017	TBL	L	06-15-04	0-2		98	0-3	2-3	34-26	88 / 40	17569
26	12/01/2017	PIT	L	06-16-04	0-4		34	0-4	1-1	34-25	35 / 40	19070+
27	12/02/2017	@ PIT	L	06-17-04	1-5	29	62	0-4	5-6	33-29	35 / 31	18582+
28	12/05/2017	@ COL	W	07-17-04	4-2	67S,19,9,15	9	0-3	4-6	35-37	40 / 1	13258
29	12/08/2017	@ CHI	O*	07-17-05	2-3	29P,21	42	1-3	3-4	28-51	50 / 40	21542+
30	12/10/2017	@ STL	O*	07-17-06	2-3	71P,71	91	1-4	3-3	24-45	34 / 40	17310
31	12/12/2017	OTT	W	08-17-06	3-2	67,21,9P	9	1-2	3-3	25-26	40 / 1	17454
32	12/14/2017	@ PHI	L	08-18-06	1-2	90	51	0-1	2-2	20-27	37 / 40	19508
33	12/15/2017	CAR	O*	08-18-07	4-5	15,19,15,15	74	0-2	2-2	41-34	30 / 31	17610
34	12/19/2017	BOS	L	08-19-07	0-3		74	0-1	2-2	36-33	35 / 40	17811
35	12/22/2017	PHI	W	09-19-07	4-2	90,9,15,15	15	0-2	4-5	37-35	40 / 37	18222
36	12/23/2017	@ CAR	L	09-20-07	2-4	82,28	27	0-2	3-4	22-38	30 / 31	14470
37	12/27/2017	@ NYI	O*	09-20-08	2-3	28,21	13	0-4	2-2	37-34	41 / 40	15027+
38	12/29/2017	@ NJD	W*	10-20-08	4-3	10,15,15P,55	55	1-3	1-2	29-38	40 / 35	16514+
39	01/01/2018	NYR	O*	10-20-09	2-3	23P,55	10	1-5	2-3	33-42	30 / 40	41821
40	01/04/2018	@ MIN	L	10-21-09	2-6	23,9	22	0-3	2-3	31-27	40 / 40	19017+
41	01/05/2018	@ WPG	L	10-22-09	3-4	6,22,20	18	0-5	2-4	29-29	37 / 31	15321+
42	01/07/2018	@ PHI	L	10-23-09	1-4	90P	14	1-3	2-3	31-29	30 / 40	19662+
43	01/09/2018	WPG	L	10-24-09	4-7	15,90P,29,15	27	1-3	2-4	34-37	35 / 31	17398
44	01/11/2018	CBJ	W	11-24-09	3-1	67,21,15	21	0-0	0-1	29-45	35 / 72	18071
45	01/18/2018	@ NYR	L	11-25-09	3-4	21P,41,55P	89	2-4	2-2	37-34	30 / 40	18006+
46	01/20/2018	DAL	L	11-26-09	1-7	23P	13	1-4	1-2	27-32	32 / 40	19070+







Regular Season Game-By-Game  
**SEASON IN REVIEW**

**Team Game-By-Game**

#	DATE	TEAM	W-L-OT	RECORD	GF-GA	SCORERS	W GOAL	PP	PK	SF-SA	W-L GLTDR.	ATTEND.
47	01/22/2018	@ CGY	W*	12-26-09	2-1	20,15	15	0-3	2-3	33-33	31 / 41	18349
48	01/23/2018	@ EDM	W	13-26-09	5-0	23P,90,28,15P,90P	23	3-4	2-2	34-33	40 / 33	18347
49	01/25/2018	@ VAN	W	14-26-09	4-0	23,13,21P,22S	23	1-3	2-2	26-30	40 / 25	18340
50	01/30/2018	NJD	L	14-27-09	1-3	19P	9	1-4	0-0	28-28	1 / 40	17460
51	02/01/2018	FLA	L	14-28-09	2-4	90P,28S	62	1-3	5-7	32-32	29 / 31	16707
52	02/03/2018	STL	L	14-29-09	0-1		4	0-4	1-1	27-33	40 / 40	18777
53	02/06/2018	ANA	O*	14-29-10	3-4	28S,15P,90	14	1-2	2-3	33-33	30 / 40	16788
54	02/08/2018	NYI	W	15-29-10	4-3	15,71,90P,23	23	1-2	2-3	22-29	40 / 41	16872
55	02/10/2018	@ BOS	W	16-29-10	4-2	9,20,67,55	67	0-1	4-4	28-27	31 / 40	17565+
56	02/11/2018	COL	L	16-30-10	4-5	67S,8S,90P,9	57	1-5	4-5	32-27	45 / 40	17646
57	02/13/2018	TBL	W	17-30-10	5-3	13,23P,20,90P,23	90	2-3	4-5	33-29	31 / 70	16530
58	02/15/2018	@ OTT	O*	17-30-11	2-3	20,71	68	0-2	4-4	25-36	41 / 40	13371
59	02/17/2018	LAK	L	17-31-11	2-4	6,55	11	0-2	2-2	35-36	32 / 40	18632
60	02/19/2018	WSH	L	17-32-11	2-3	21,9	92	0-3	1-1	34-30	31 / 31	18228
61	02/22/2018	@ DET	W*	18-32-11	3-2	55,9P,6	6	1-3	2-3	30-37	40 / 35	19515+
62	02/24/2018	@ WSH	L	18-33-11	1-5	23	65	0-2	0-1	29-36	31 / 40	18506+
63	02/25/2018	BOS	W	19-33-11	4-1	67,21P,71,6	21	1-5	4-4	24-35	31 / 35	18522
64	02/28/2018	@ TBL	W*	20-33-11	2-1	71,29P	29	1-4	1-1	34-22	31 / 88	19092+
65	03/02/2018	@ FLA	L	20-34-11	1-4	23	5	0-3	3-3	25-30	34 / 40	12759
66	03/05/2018	TOR	W	21-34-11	5-3	23P,29,28,90,22	90	1-2	0-2	24-41	31 / 31	18705
67	03/07/2018	CGY	L	21-35-11	1-5	8	77	0-3	1-2	26-41	33 / 31	17773
68	03/08/2018	@ OTT	W**	22-35-11	4-3	6,23,20	10	0-3	4-4	34-40	40 / 41	13377
69	03/10/2018	VGK	O**	22-35-12	1-2	95	56	0-2	2-2	32-34	29 / 40	19070+
70	03/15/2018	TOR	L	22-36-12	2-5	23P,29P	8	2-5	2-3	40-39	35 / 40	19070+
71	03/17/2018	CHI	W	23-36-12	5-3	67,90P,13,13,23	13	1-4	2-2	32-37	31 / 34	19070+
72	03/19/2018	NSH	L	23-37-12	0-4		12	0-2	0-0	35-32	35 / 35	17507
73	03/21/2018	ARI	L	23-38-12	1-4	17	21	0-4	1-3	30-29	32 / 31	17029
74	03/23/2018	MTL	L	23-39-12	0-3		62	0-2	2-2	35-24	37 / 35	18594
75	03/24/2018	@ NYR	L	23-40-12	1-5	23P	26	1-3	1-3	44-23	40 / 40	18006+
76	03/26/2018	@ TOR	W	24-40-12	3-2	15,8,15	15	0-0	0-1	27-41	31 / 31	19108+
77	03/29/2018	DET	L	24-41-12	3-6	15,90P,71	72	1-4	5-5	32-32	35 / 31	18493
78	03/31/2018	@ NSH	W	25-41-12	7-4	29,90P,21,23P,23P,21P,23	23	4-9	3-4	36-36	31 / 35	17551+
79	04/02/2018	@ TOR	L	25-42-12	2-5	23P,29P	29	2-5	1-3	34-36	35 / 31	18846+
80	04/04/2018	OTT	L	25-43-12	2-4	90,21	18	0-3	1-1	34-32	41 / 31	18919
81	04/06/2018	@ TBL	L	25-44-12	5-7	37P,92,29,17,21P	21	2-5	3-3	32-34	88 / 31	19092+
82	04/07/2018	@ FLA	L	25-45-12	3-4	29,23,90P	21	1-3	2-3	41-27	34 / 32	16254





## SEASON IN REVIEW

## Individual Scoring Breakdown

PLAYER	Even Strength			Power Play			Shorthanded			Home					Away				
	G	A	P	G	A	P	G	A	P	GP	G	A	P	+/-	GP	G	A	P	+/-
Victor Antipin	0	9	9	0	1	1	0	0	0	28	0	7	7	2	19	0	3	3	-11
Justin Bailey	3	1	4	0	0	0	0	0	0	8	2	0	2	-1	4	1	1	2	-1
Nicholas Baptiste	4	1	5	0	1	1	0	0	0	17	3	1	4	-1	16	1	1	2	-3
Nathan Beaulieu	1	7	8	0	1	1	0	0	0	33	0	3	3	-18	26	1	5	6	-1
Zach Bogosian	0	1	1	0	0	0	0	0	0	7	0	0	0	-5	11	0	1	1	-4
Kyle Criscuolo	0	0	0	0	0	0	0	0	0	7	0	0	0	-3	2	0	0	0	-1
Jack Eichel	22	20	42	3	17	20	0	2	2	32	14	12	26	-11	35	11	27	38	-14
Justin Falk	1	0	1	0	0	0	0	1	1	22	0	1	1	-13	24	1	0	1	-3
Hudson Fasching	0	0	0	0	0	0	0	0	0	1	0	0	0	-1	4	0	0	0	0
Taylor Fedun	0	1	1	0	0	0	0	0	0	3	0	1	1	1	4	0	0	0	-2
Zemgus Girgensons	5	8	13	0	0	0	2	0	2	36	3	1	4	-8	35	4	7	11	-4
Josh Gorges	0	2	2	0	0	0	0	0	0	12	0	2	2	0	22	0	0	0	-4
Seth Griffith	2	0	2	0	1	1	0	0	0	10	0	1	1	-1	11	2	0	2	-5
Brendan Guhle	0	5	5	0	0	0	0	0	0	12	0	2	2	-1	6	0	3	3	-5
Jacob Josefson	2	2	4	0	0	0	0	0	0	21	1	1	2	-2	18	1	1	2	-2
Evander Kane	14	14	28	3	6	9	3	0	3	30	10	11	21	-7	31	10	9	19	-7
Johan Larsson	3	12	15	0	0	0	1	1	2	39	1	4	5	-20	41	3	9	12	-10
Jake McCabe	2	9	11	1	0	1	0	0	0	25	2	3	5	-9	28	1	6	7	-2
Casey Mittelstadt	0	4	4	1	0	1	0	0	0	2	0	2	2	-1	4	1	2	3	2
Matt Moulson	0	0	0	0	0	0	0	0	0	5	0	0	0	-6	9	0	0	0	-3
Casey Nelson	2	4	6	0	0	0	1	1	2	20	2	3	5	-4	17	1	2	3	-10
Jordan Nolan	4	4	8	0	0	0	0	0	0	36	3	2	5	-6	33	1	2	3	-7
Alexander Nylander	1	0	1	0	0	0	0	0	0	1	0	0	0	0	2	1	0	1	-3
Danny O'Regan	0	0	0	0	0	0	0	0	0	1	0	0	0	1	1	0	0	0	0
Ryan O'Reilly	9	25	34	15	8	23	0	4	4	41	12	18	30	-15	40	12	19	31	-8
Kyle Okposo	9	14	23	6	15	21	0	0	0	38	7	18	25	-14	38	8	11	19	-20
Jason Pominville	11	16	27	5	2	7	0	0	0	41	6	7	13	-10	41	10	11	21	-7
Benoit Pouliot	10	6	16	1	0	1	2	0	2	37	7	1	8	-6	37	6	5	11	-2
Zach Redmond	0	0	0	0	0	0	0	0	0	2	0	0	0	2	1	0	0	0	-1
Sam Reinhart	13	16	29	12	9	21	0	0	0	41	10	13	23	-13	41	15	12	27	-11
Rasmus Ristolainen	5	13	18	1	22	23	0	0	0	36	2	18	20	-20	37	4	17	21	-5
Evan Rodrigues	6	13	19	1	5	6	0	0	0	23	3	8	11	-10	25	4	10	14	0
Marco Scandella	5	12	17	0	4	4	0	1	1	41	2	8	10	-13	41	3	9	12	-2
Matt Tennyson	0	0	0	0	0	0	0	0	0	5	0	0	0	-4	10	0	0	0	-4
Scott Wilson	6	7	13	0	1	1	0	0	0	25	1	4	5	-17	24	5	4	9	0





## SEASON IN REVIEW

## Individual Goal-Scoring Breakdown

PLAYER	1ST	2ND	3RD	OT	EV	PP	SH	GW	LL	1H	2H	HOME	ROAD	TOTAL
Antipin	0	0	0	0	0	0	0	0	0	0	0	0	0	0
Bailey	2	0	1	0	3	0	0	0	0	2	1	2	1	3
Baptiste	1	1	2	0	4	0	0	1	1	0	4	3	1	4
Beaulieu	0	1	0	0	1	0	0	0	0	1	0	0	1	1
Bogosian	0	0	0	0	0	0	0	0	0	0	0	0	0	0
Criscuolo	0	0	0	0	0	0	0	0	0	0	0	0	0	0
Eichel	6	6	12	1	22	3	0	4	2	15	10	14	11	25
Falk	0	1	0	0	1	0	0	0	0	0	1	0	1	1
Fasching	0	0	0	0	0	0	0	0	0	0	0	0	0	0
Fedun	0	0	0	0	0	0	0	0	0	0	0	0	0	0
Girgensons	2	5	0	0	5	0	2	0	1	3	4	3	4	7
Griffith	0	1	1	0	2	0	0	0	0	2	0	0	2	2
Gorges	0	0	0	0	0	0	0	0	0	0	0	0	0	0
Guhle	0	0	0	0	0	0	0	0	0	0	0	0	0	0
Josefson	0	2	0	0	2	0	0	0	1	2	0	1	1	2
Kane	1	7	12	0	14	3	3	2	2	16	4	10	10	20
Larsson	0	1	3	0	3	0	1	0	0	2	2	1	3	4
McCabe	0	1	2	0	2	1	0	0	0	2	1	2	1	3
Mittelstadt	1	0	0	0	0	1	0	0	0	0	1	0	1	1
Moulson	0	0	0	0	0	0	0	0	0	0	0	0	0	0
Nelson	0	1	2	0	2	0	1	0	0	0	3	2	1	3
Nolan	1	2	1	0	4	0	0	0	0	2	2	3	1	4
Nylander	1	0	0	0	1	0	0	0	0	0	1	0	1	1
Okposo	4	6	5	0	9	6	0	2	0	6	9	7	8	15
O'Regan	0	0	0	0	0	0	0	0	0	0	0	0	0	0
O'Reilly	6	10	7	1	9	15	0	3	2	9	15	12	12	24
Pominville	5	6	4	1	11	5	0	1	1	8	8	6	10	16
Pouliot	4	6	3	0	10	1	2	4	6	8	5	7	6	13
Redmond	0	0	0	0	0	0	0	0	0	0	0	0	0	0
Reinhart	6	9	10	0	13	12	0	5	5	7	18	10	15	25
Ristolainen	1	0	4	1	5	1	0	1	1	2	4	2	4	6
Rodrigues	1	1	5	0	6	1	0	0	0	2	5	3	4	7
Scandella	2	0	2	1	5	0	0	1	1	1	4	2	3	5
Tennyson	0	0	0	0	0	0	0	0	0	0	0	0	0	0
Wilson	2	2	2	0	6	0	0	0	1	1	5	1	5	6
<b>TOTAL</b>	<b>46</b>	<b>69</b>	<b>78</b>	<b>5</b>	<b>140</b>	<b>49</b>	<b>9</b>	<b>24</b>	<b>24</b>	<b>91</b>	<b>107</b>	<b>91</b>	<b>107</b>	<b>198</b>





# SEASON IN REVIEW

## Record When a Player Records a Goal/Assist/Point/Multi-Point Game

PLAYER	IN LINEUP	GOAL	ASSIST	POINT	MULTI-POINT	2 PTS	Multi-Point Games		
							3 PTS	4 PTS	5 PTS
Antipin	17-26-4	0-0-0	5-4-0	5-4-0	1-0-0	1	-	-	-
Bailey	4-6-2	1-1-1	1-0-0	2-1-1	0-0-0	-	-	-	-
Baptiste	12-17-4	3-0-0	1-1-0	4-1-0	1-0-0	1	-	-	-
Beaulieu	15-34-10	0-1-0	4-2-2	4-3-2	0-0-0	-	-	-	-
Bogosian	4-9-5	0-0-0	0-1-0	0-1-0	0-0-0	-	-	-	-
Criscuolo	2-7-0	0-0-0	0-0-0	0-0-0	0-0-0	-	-	-	-
Eichel	19-38-10	10-6-3	9-13-7	15-16-7	8-6-4	14	1	2	1
Falk	18-22-6	0-1-0	0-1-0	0-2-0	0-0-0	-	-	-	-
Fasching	1-1-3	0-0-0	0-0-0	0-0-0	0-0-0	-	-	-	-
Fedun	3-2-2	0-0-0	1-0-0	1-0-0	0-0-0	-	-	-	-
Girgensons	21-39-11	2-3-2	4-2-0	6-5-2	1-1-0	2	-	-	-
Griffith	5-15-1	1-1-0	0-0-1	1-1-1	0-0-0	-	-	-	-
Gorges	6-21-7	0-0-0	2-0-0	2-0-0	0-0-0	-	-	-	-
Guhle	6-11-1	0-0-0	1-3-0	1-3-0	0-1-0	1	-	-	-
Josefson	12-21-6	2-0-0	0-2-0	2-2-0	0-0-0	-	-	-	-
Kane	18-32-11	8-7-2	3-6-7	10-12-8	3-2-2	4	3	-	-
Larsson	25-44-11	3-1-0	6-5-1	7-6-1	3-0-0	3	-	-	-
McCabe	14-29-10	1-1-1	4-2-1	4-3-1	2-0-1	2	1	-	-
Mittelstadt	1-5-0	0-1-0	1-3-0	1-4-0	0-0-0	-	-	-	-
Moulson	4-7-3	0-0-0	0-0-0	0-0-0	0-0-0	-	-	-	-
Nelson	13-21-3	1-2-0	2-1-2	3-3-2	0-0-0	-	-	-	-
Nolan	21-39-9	0-3-0	3-1-0	3-4-0	0-1-0	1	-	-	-
Nylander	0-3-0	0-1-0	0-0-0	0-1-0	0-0-0	-	-	-	-
Okposo	22-43-11	7-5-2	10-9-6	14-13-6	5-2-1	7	1	-	-
O'Regan	1-0-1	0-0-0	0-0-0	0-0-0	0-0-0	-	-	-	-
O'Reilly	25-44-12	8-11-3	16-12-2	18-21-5	9-2-1	7	5	-	-
Pominville	25-45-12	4-8-2	7-7-1	8-15-3	3-3-2	8	-	-	-
Pouliot	24-38-12	10-1-1	5-0-1	13-1-2	2-0-0	1	1	-	-
Redmond	1-2-0	0-0-0	0-0-0	0-0-0	0-0-0	-	-	-	-
Reinhart	25-45-12	9-10-3	10-6-3	14-16-5	7-1-2	5	5	-	-
Ristolainen	24-39-10	3-2-1	15-12-2	16-14-2	7-0-1	7	1	-	-
Rodrigues	16-25-7	3-1-2	6-8-1	7-9-3	2-3-1	6	-	-	-
Scandella	25-45-12	3-2-0	7-6-3	10-8-3	1-0-0	1	-	-	-
Tennyson	4-9-2	0-0-0	0-0-0	0-0-0	0-0-0	-	-	-	-
Wilson	17-26-6	4-1-1	3-4-1	6-5-2	1-0-0	1	-	-	-

## Individual Leaders

CATEGORY	PLAYERS
Points:	J. EICHEL (64), R. O'REILLY (61), S. REINHART (50)
Goals:	S. REINHART (25), J. EICHEL (25), R. O'REILLY (24)
Assists:	J. EICHEL (39), R. O'REILLY (37), R. RISTOLAINEN (35)
PP Goals:	R. O'REILLY (15), S. REINHART (12), K. OKPOSO (6)
SH Goals:	E. KANE (3), B. POULIOT (2), Z. GIRGENSONS (2)
GW Goals:	S. REINHART (5), B. POULIOT (4), J. EICHEL (4)
3+ Goals:	S. REINHART (1), J. EICHEL (1)
PIM:	J. NOLAN (69), E. KANE (57), J. LARSSON (49)
Shots:	J. EICHEL (246), R. O'REILLY (230), E. KANE (227)
+/-:	C. MITTELSTADT (+1), D. O'REGAN (+1), Z. REDMOND (+1)







# SEASON IN REVIEW

## Team Records

Overall record:	25-45-12
Home record:	11-25-5
Road record:	14-20-7
1-Goal Games:	11-11-12
2-Goal Games:	10-11
3-Goal Games:	4-23
Scoring first:	20-9-8
Opponent scoring first:	5-36-4
Leading after 1 period:	11-4-5
Trailing after 1 period:	4-29-2
Tied after 1 period:	10-12-5
Leading after 2 periods:	16-1-5
Trailing after 2 periods:	5-39-3
Tied after 2 periods:	4-5-4

OT Record - This Season:	6-12
OT Record - Franchise:	183-187-215
Shootout Record - This Season:	1-2
Shootout Record-Franchise:	70-66
Outshooting opponent:	10-21-5
Outshot by opponent:	12-20-6
Even shots:	3-4-1
vs. Atlantic:	11-14-3
vs. Metropolitan:	5-15-4
vs. EASTERN CONFERENCE:	16-29-7
vs. Central:	3-9-2
vs. Pacific:	6-7-3
vs. WESTERN CONFERENCE:	9-16-5

## Record When Scoring Power-Play Goals

0 PPG	1 PPG	2 PPG	3+ PPG
13-29-4 (.326)	9-12-6 (.444)	1-4-1 (.250)	2-0-1 (.833)

## Record When Allowing Power-Play Goals

0 PPG	1 PPG	2 PPG	3+ PPG
13-22-6 (.390)	10-15-6 (.419)	2-7-0 (.222)	0-1-0 (.000)

## Record by Day of the Week

Sunday	Monday	Tuesday	Wednesday	Thursday	Friday	Saturday
2-2-1 (.500)	3-5-1 (.389)	6-4-3 (.577)	1-5-1 (.214)	6-7-2 (.467)	3-8-2 (.308)	4-14-2 (.250)

## Record by Month

October	November	December	January	February	March	April
3-7-2 (.333)	3-8-2 (.308)	4-5-4 (.464)	4-7-1 (.375)	6-6-2 (.500)	5-8-1 (.393)	0-4-0 (.000)





# SEASON IN REVIEW

## Goals by Period

	1	2	3	OT	T	AVG
Buffalo Sabres:	46	69	78	5	198	(2.4 avg.)
Opponents:	76	106	86	10	278	(3.4 avg.)

## Power Play

	G	ATT	%
Overall:	49	257	19.1 (20th NHL)
Home:	21	128	16.4 (27th NHL)
Road:	28	129	21.7 (6th NHL)

10 Shorthanded Goals Allowed (T-24th NHL)

## Penalties

	GP	MIN	PIM/GP (RANK)
Overall:	82	673	8.2 (12th NHL)

## Goal Situations

SITUATION	FOR	AGAINST
5-on-5:	119	176
5-on-4:	44	10
5-on-3:	2	0
4-on-4:	2	1
4-on-3:	1	0
3-on-3:	3	9
3-on-4:	0	2
3-on-5:	0	3
4-on-5:	8	44
Empty Net:	11	22
Penalty Shots:	0	1
<b>TOTAL:</b>	<b>198</b>	<b>278</b>

## Shootouts

SHOOTER	G/S	%	G/DG
Jacob Josefson	2/3	66.7	1
Sam Reinhart	1/3	33.3	0
Benoit Pouliot	0/1	0.0	0
Danny O'Regan	0/1	0.0	0
Ryan O'Reilly	0/2	0.0	0
Jason Pominville	0/2	0.0	0
GOALTENDER	REC.	G/S	%
Robin Lehner	1-2	4/10	.600

## Shots by Period

	1	2	3	OT	T	AVG
Buffalo Sabres:	831	859	829	38	2,557	(31.2 avg.)
Opponents:	881	950	807	43	2,681	(32.7 avg.)

## Penalty Killing

	G	ATT	%
Overall:	52	235	77.9 (22nd NHL)
Home:	21	111	81.1 (17th NHL)
Road:	31	124	75.0 (T-26th NHL)

9 Shorthanded Goals Scored (T-6th NHL)

## Power Play

PLAYER	G	A	P
Ryan O'Reilly	15	8	23
Rasmus Ristolainen	1	22	23
Sam Reinhart	12	9	21
Kyle Okposo	6	15	21
Jack Eichel	3	17	20
Evander Kane	3	6	9
Jason Pominville	5	2	7
Evan Rodrigues	1	5	6
Marco Scandella	0	4	4
Jake McCabe	1	0	1
Casey Mittelstadt	1	0	1
Benoit Pouliot	1	0	1
Victor Antipin	0	1	1
Nicholas Baptiste	0	1	1
Nathan Beaulieu	0	1	1
Seth Griffith	0	1	1
Danny O'Regan	0	1	1
Scott Wilson	0	1	1

## Shorthanded

PLAYER	G	A	P
Ryan O'Reilly	0	4	4
Evander Kane	3	0	3
Zemgus Girgensons	2	0	2
Benoit Pouliot	2	0	2
Johan Larsson	1	1	2
Casey Nelson	1	1	2
Jack Eichel	0	2	2
Justin Falk	0	1	1
Marco Scandella	0	1	1





# SEASON IN REVIEW

## Player Game-By-Game

DATE	OPPONENT	GORGES #4	TENNYSON #5	SCANDELLA #6	NELSON #8	KANE #9	JOSEFSON #10	BAPTISTE #13
Oct 5	vs. MTL	DND	0-0,2/-1 17:28	0-0,2/-1 21:11	DND	0-1,11/1 18:42	0-0,0/0 12:34	DND
Oct 7	@ NYI	DND	0-0,2/-1 16:47	0-0,1/0 18:51	DND	2-1,8/2 20:05	0-0,2/-1 12:49	DND
Oct 9	vs. NJD	DND	0-0,1/0 18:42	0-0,3/-1 18:19	DND	2-0,7/-3 17:51	0-0,0/-2 11:20	DND
Oct 12	@ SJS	0-0,0/0 15:06	0-0,1/2 16:31	0-0,0/2 21:17	DND	0-0,1/0 19:31	0-0,0/0 11:29	DND
Oct 14	@ LAK	0-0,0/1 13:14	0-0,1/0 18:00	0-0,2/1 22:01	DND	0-1,3/0 19:45	0-0,1/0 10:38	DND
Oct 15	@ ANA	0-0,1/1 14:09	0-0,1/1 18:19	0-0,2/1 22:49	DND	0-0,4/-1 21:15	0-0,0/0 07:18	DND
Oct 17	@ VGK	0-0,0/-1 14:24	0-0,5/-2 18:54	0-0,1/0 20:41	DND	1-2,5/0 24:55	DND	DND
Oct 20	vs. VAN	DND	0-0,2/-1 19:31	0-1,3/-2 26:36	DND	0-0,3/-1 20:50	INJ	DND
Oct 21	@ BOS	INJ	0-0,3/-1 16:08	0-1,6/1 27:23	DND	1-0,5/2 21:26	INJ	DND
Oct 24	vs. DET	INJ	0-0,0/0 18:24	0-0,3/0 27:30	DND	0-0,7/0 18:03	INJ	DND
Oct 25	@ CBJ	INJ	0-0,0/-1 18:07	0-0,2/-1 23:38	DND	0-0,1/-2 17:38	INJ	DND
Oct 28	vs. SJS	INJ	0-0,1/-2 21:05	0-0,2/0 25:08	DND	0-1,5/0 19:12	INJ	DND
Nov 2	@ ARI	INJ	0-0,2/1 17:20	0-1,1/0 27:00	DND	1-0,6/-1 17:26	INJ	DND
Nov 4	@ DAL	INJ	0-0,3/3 20:25	0-0,3/1 23:15	DND	0-0,3/0 17:34	INJ	DND
Nov 7	vs. WSH	INJ	INJ	0-0,2/0 26:34	DND	2-0,4/2 21:43	INJ	0-0,0/0 08:47
Nov 10	vs. FLA	INJ	INJ	0-0,1/3 24:38	DND	0-1,4/-3 19:18	INJ	0-0,1/0 10:45
Nov 11	@ MTL	0-0,0/0 15:56	INJ	0-0,4/0 25:11	DND	0-1,5/0 21:26	INJ	0-0,2/0 07:00
Nov 14	@ PIT	0-0,0/-1 22:25	INJ	0-1,0/1 26:34	DND	1-0,5/1 20:28	INJ	0-0,1/0 05:38
Nov 17	@ DET	0-0,1/-1 19:19	INJ	0-0,1/1 24:02	DND	0-0,2/-1 19:42	INJ	MIN
Nov 18	vs. CAR	0-0,0/0 17:41	INJ	0-0,2/-1 23:34	DND	1-0,4/-1 22:39	INJ	MIN
Nov 20	vs. CBJ	0-0,0/1 15:02	INJ	0-1,3/-1 22:00	DND	1-0,3/-1 20:52	INJ	MIN
Nov 22	vs. MIN	0-0,0/0 13:59	INJ	0-0,3/2 24:07	DND	0-1,3/1 23:38	0-1,2/1 12:04	MIN
Nov 24	vs. EDM	DND	INJ	0-0,2/2 22:42	DND	0-2,6/2 16:09	1-0,2/1 14:05	MIN
Nov 25	@ MTL	0-0,0/0 14:11	INJ	0-0,0/-1 20:37	DND	0-0,5/0 20:51	0-0,0/0 05:28	MIN
Nov 28	vs. TBL	DND	INJ	0-0,3/-1 24:50	DND	0-0,7/0 21:32	INJ	MIN
Dec 1	vs. PIT	DND	INJ	0-0,2/-1 19:54	DND	0-0,1/0 19:56	INJ	MIN
Dec 2	@ PIT	0-0,1/0 14:16	MIN	0-0,2/-1 26:52	DND	0-1,4/0 21:35	INJ	MIN
Dec 5	@ COL	DND	MIN	0-0,0/2 22:25	DND	1-0(W),4/1 17:22	INJ	MIN
Dec 8	@ CHI	DND	MIN	0-0,2/0 28:08	DND	0-1,3/0 21:07	INJ	MIN
Dec 10	@ STL	0-0,0/0 12:59	MIN	0-1,1/0 26:35	DND	0-1,1/3 21:52	INJ	MIN
Dec 12	vs. OTT	0-1,0/1 15:40	MIN	0-1,1/-1 20:39	DND	1-0(W),1/-1 16:35	INJ	MIN
Dec 14	@ PHI	0-0,0/0 12:54	MIN	0-0,1/0 23:10	DND	0-0,3/-2 18:39	INJ	MIN
Dec 15	vs. CAR	DND	MIN	0-0,1/1 23:46	DND	0-3,4/1 20:43	INJ	MIN
Dec 19	vs. BOS	DND	MIN	0-0,3/-1 21:37	DND	0-0,4/-3 19:48	0-0,0/0 11:06	MIN
Dec 22	vs. PHI	0-1,0/1 11:44	MIN	0-2,2/2 29:10	DND	1-1,7/1 16:51	0-0,1/-1 13:11	MIN
Dec 23	@ CAR	0-0,2/-1 11:45	MIN	0-0,0/-2 22:29	DND	0-0,3/-2 18:32	0-0,3/0 14:22	MIN
Dec 27	@ NYI	DND	MIN	0-1,3/1 23:45	DND	0-1,6/0 19:13	0-0,1/0 12:44	MIN
Dec 29	@ NJD	DND	MIN	0-0,2/0 23:11	DND	0-0,0/1 19:38	1-0,3/1 12:24	MIN
Jan 1	vs. NYR	0-0,0/-1 15:15	MIN	0-0,2/1 25:08	DND	0-0,4/1 20:19	0-0,0/0 11:14	MIN
Jan 4	@ MIN	DND	MIN	0-1,3/0 24:06	DND	1-0,3/0 17:45	0-0,0/0 14:07	MIN
Jan 5	@ WPG	0-0,0/0 13:50	MIN	1-0,4/0 22:33	DND	0-0,3/1 21:01	0-1,1/1 11:48	MIN
Jan 7	@ PHI	0-0,2/0 14:43	MIN	0-0,0/0 23:49	DND	0-0,2/-2 19:31	0-0,0/0 12:57	MIN
Jan 9	vs. WPG	DND	MIN	0-1,0/0 20:54	DND	0-0,2/0 18:57	0-0,0/0 04:29	MIN
Jan 11	vs. CBJ	DND	MIN	0-0,0/1 28:36	DND	0-1,4/1 18:22	INJ	MIN
Jan 18	@ NYR	0-0,0/-1 13:07	MIN	0-0,4/-1 23:48	0-0,1/-1 12:46	0-1,7/1 16:51	INJ	MIN
Jan 20	vs. DAL	0-0,0/-2 17:23	MIN	0-0,1/-1 19:21	0-0,0/2 17:19	0-0,3/-1 16:17	INJ	DND
Jan 22	@ CGY	DND	MIN	0-0,2/0 24:52	0-0,0/0 16:21	0-0,1/0 13:33	INJ	0-0,4/0 10:00
Jan 23	@ EDM	DND	MIN	0-0,1/1 23:39	0-0,3/0 14:22	0-0,1/0 17:24	INJ	DND
Jan 25	@ VAN	DND	DND	0-1,2/2 24:21	0-0,0/0 12:23	0-0,2/0 17:42	INJ	1-0,1/1 09:18
Jan 30	vs. NJD	DND	MIN	0-0,3/3 23:52	0-0,1/0 14:57	0-0,0/-2 17:48	INJ	0-0,0/0 08:30
Feb 1	vs. FLA	0-0,0/-1 15:45	MIN	0-0,3/1 22:58	0-0,5/-1 14:54	0-0,3/-1 17:20	0-0,0/0 09:29	0-0,1/0 08:57
Feb 3	vs. STL	DND	MIN	0-0,2/0 21:50	0-0,0/0 16:10	0-0,1/0 19:54	0-0,0/0 09:18	MIN
Feb 6	vs. ANA	DND	MIN	0-0,0/-1 26:28	0-1,2/1 18:46	0-0,3/0 20:08	0-0,1/1 10:41	MIN
Feb 8	vs. NYI	0-0,0/0 15:57	MIN	0-1,1/1 21:52	0-1,0/0 21:47	0-0,2/-1 17:48	0-0,1/0 10:14	MIN
Feb 10	@ BOS	DND	MIN	0-0,1/0 25:07	0-0,1/0 20:14	1-0,3/0 21:58	0-0,0/-1 14:25	MIN
Feb 11	vs. COL	DND	MIN	0-0,0/0 25:10	1-0,3/2 19:17	1-0,3/0 21:44	0-0,1/0 07:07	MIN
Feb 13	vs. TBL	DND	MIN	0-0,1/1 18:52	0-1,2/1 20:11	0-0,1/1 15:32	0-0,1/1 09:46	1-0,1/1 07:36
Feb 15	@ OTT	0-0,0/0 15:21	MIN	0-0,1/-1 26:01	0-1,1/1 19:02	0-0,4/0 14:58	0-0,0/0 10:15	0-0,0/0 08:53
Feb 17	vs. LAK	DND	MIN	1-0,3/1 26:12	0-0,0/-1 20:20	0-0,5/2 20:25	0-0,1/0 11:20	MIN
Feb 19	vs. WSH	0-0,0/1 14:07	MIN	0-0,1/-1 23:55	0-0,0/1 20:04	1-0,9/0 22:31	0-0,2/-1 09:17	0-0,0/-1 08:30
Feb 22	@ DET	0-0,1/-1 13:01	MIN	1-0(W),1/1 28:28	0-0,2/0 19:44	1-0,3/0 20:06	0-0,0/0 11:09	0-0,0/0 08:15
Feb 24	@ WSH	0-0,0/0 14:33	MIN	0-0,1/0 22:07	0-1,0/0 20:18	DND	0-0,1/0 11:24	0-0,3/0 11:42
Feb 25	vs. BOS	DND	MIN	1-0,5/2 23:39	0-0,0/0 19:37	DND	0-0,0/0 10:39	0-1,0/1 08:39
Feb 28	@ TBL	DND	MIN	0-0,2/0 25:37	0-0,0/-1 18:42	To SJS	0-0,1/-1 10:04	0-0,3/0 12:32
Mar 2	@ FLA	DND	MIN	0-0,1/0 05:08	0-0,1/2 24:13		0-0,3/-1 13:01	0-0,5/-3 11:45
Mar 5	vs. TOR	DND	MIN	0-0,2/2 25:47	0-0,1/0 19:51		0-0,1/0 16:48	0-0,0/-1 06:47
Mar 7	vs. CGY	DND	MIN	0-0,1/1 19:33	1-0,2/-1 17:40		0-0,1/0 13:13	0-0,1/-1 10:53
Mar 8	@ OTT	0-0,1/-1 16:38	MIN	1-0,3/2 28:02	0-0,3/-1 17:59		0-0,2/0 14:17	0-0,4/0 11:15
Mar 10	vs. VGK	0-0,3/0 14:46	MIN	0-0,0/-1 26:01	0-0,2/1 20:03		0-0,3/0 13:09	0-0,1/0 12:56
Mar 15	vs. TOR	DND	MIN	0-0,1/-1 23:46	0-0,2/0 18:54		0-0,0/-1 11:26	0-0,0/-1 11:26
Mar 17	vs. CHI	DND	MIN	0-1,3/1 24:37	DND		DND	2-0(W),2/2 13:16
Mar 19	vs. NSH	DND	MIN	0-0,0/-1 22:10	0-0,2/-2 18:50		DND	0-0,3/0 11:39
Mar 21	vs. ARI	DND	MIN	0-0,0/-1 22:15	0-0,0/1 18:20		DND	0-0,1/1 10:40
Mar 23	vs. MTL	0-0,1/0 13:32	MIN	0-0,2/-2 21:42	0-0,3/-1 21:59		DND	0-0,0/0 11:48
Mar 24	@ NYR	0-0,1/0 17:34	MIN	0-0,2/-1 18:45	0-0,2/-3 19:40		DND	0-0,3/0 12:27
Mar 26	@ TOR	DND	MIN	0-0,0/0 22:45	1-0,2/2 22:12		DND	0-0,2/0 10:07
Mar 29	vs. DET	DND	MIN	0-0,0/2 23:47	0-0,2/-2 17:52		DND	0-0,0/-1 10:22
Mar 31	@ NSH	DND	MIN	0-0,0/-1 22:26	0-0,1/0 19:58		DND	0-0,1/0 09:01
Apr 2	@ TOR	0-0,0/0 12:30	0-0,1/0 13:54	0-1,2/3 18:45	0-0,1/0 21:48		DND	0-1,2/-1 10:43
Apr 4	vs. OTT	DND	DND	0-0,2/-1 20:12	0-0,1/1 20:37		DND	0-0,1/-1 08:38
Apr 6	@ TBL	DND	DND	0-1,1/3 20:27	0-0,0/3 19:30		DND	0-0,1/1 11:21
Apr 7	@ FLA	0-0,1/1 15:12	MIN	0-0,2/0 20:27	0-0,2/-2 18:12		DND	0-0,1/-1 08:48





# SEASON IN REVIEW

## Player Game-By-Game

DATE	OPPONENT	EICHEL #15	NOLAN #17	McCABE #19	WILSON #20	OKPOSO #21	LARSSON #22	REINHART #23
Oct 5	vs. MTL	0-1,3/0 19:22	0,0,0/0 12:00	0,0,0/0 16:39		0,0,2/-2 19:58	0-0,0/0 11:29	0-0,0/-1 15:46
Oct 7	@ NYI	1-1,3/-1 21:02	DND	0,0,1/0 17:19		0,0,3/3 18:12	0-0,0/-2 14:19	0-0,1/5 15:29
Oct 9	vs. NJD	0-0,0/2 19:58	DND	0,0,1/-2 17:58		0,0,1/-1 15:55	0-0,3/-2 13:30	0-0,0/0 15:17
Oct 12	@ SJS	0-2,2/1 19:37	0,0,0/0 09:54	0,0,0/-1 16:04		0,0,5/0 20:35	0,0,2/-1 13:23	0,0,0/-1 13:08
Oct 14	@ LAK	1-1,4/1 20:45	0-0,0/0 10:11	0,0,0/1 16:16		DND	0-0,0/0 11:02	0-0,4/-1 14:18
Oct 15	@ ANA	0-0,3/0 20:38	0,0,1/0 06:14	0,0,0/1 19:34		DND	1-1,5/2 15:53	1-0(W),3/0 17:30
Oct 17	@ VGK	0-2,4/-1 23:43	0,0,0/-1 06:19	0,0,1/-1 17:22		0,0,3/-1 16:56	0,0,2/-1 16:55	1-0,2/0 19:09
Oct 20	vs. VAN	1-0,2/0 22:19	0,0,0/-1 07:41	0,0,1/0 18:43		0-1,2/0 09:23	0-0,0/-1 16:49	0-0,0/0 16:46
Oct 21	@ BOS	1-0,3/-1 22:14	0,0,1/-1 08:49	0,2,2/1 23:43		0,0,1/1 16:31	0,0,0/0 11:44	0-1,1/1 14:16
Oct 24	vs. DET	0-0,3/0 21:56	0-0,0/1 10:03	0,2,2/0 20:31		0-0,0/0 16:28	0-0,1/0 11:02	0-0,2/1 16:49
Oct 25	@ CBJ	0,0,2/-2 16:26	0-1,0/1 12:45	0-0,0/0 19:05		0,0,4/0 14:46	0-1,1/0 14:20	0-0,0/-1 16:20
Oct 28	vs. SJS	0-1,3/0 20:39	0,0,2/0 09:17	0,0,1/-1 20:41		0-1,3/-1 18:56	0,0,1/0 15:10	0-1,3/-1 16:18
Nov 2	@ ARI	0-1,3/-1 17:38	0,0,1/0 09:29	0-1,2/1 21:15		1-1,1/2 16:14	0-0,0/0 11:57	0-1,2/0 14:05
Nov 4	@ DAL	0,0,7/0 20:11	0-0,0/-1 09:20	0,0,1/3 18:26		0,0,3/-2 16:53	0,0,1/-1 13:20	0-0,0/0 16:59
Nov 7	vs. WSH	0-1,4/2 21:49	0,0,2/0 10:56	0,0,1/1 19:50		0-0,0/0 17:44	0-0,0/0 13:04	0-0,4/0 13:27
Nov 10	vs. FLA	0-0,3/3 18:54	0,0,0/0 07:39	0,0,1/-1 20:18		1-0,2/-2 18:17	0-0,0/0 15:29	0-0,1/-1 13:25
Nov 11	@ MTL	0-0,3/0 21:23	0,0,0/0 08:40	0-0,3/0 21:40		0-1,3/0 20:24	0-0,0/0 16:22	0-0,5/0 16:26
Nov 14	@ PIT	1-1,5/1 22:10	0,0,0/0 06:26	0-0,0/-1 20:16		0-1,5/-1 16:08	0,0,2/-2 16:03	1-2,4/2 18:36
Nov 17	@ DET	0,0,1/-1 18:45	0,0,1/0 06:43	0,0,0/1 20:56		0-1,1/0 17:33	0,0,1/-1 14:50	0,0,1/-1 15:33
Nov 18	vs. CAR	0-0,4/-2 22:55	0,0,1/0 06:54	0,0,1/0 20:29		0,0,1/1 17:10	0-0,3/0 14:31	0-0,1/0 17:18
Nov 20	vs. CBJ	0-1,5/0 20:54	0,0,0/0 07:53	0,0,1/-1 21:07		0,0,4/-1 16:48	0-0,1/-1 14:21	1-0,3/1 17:00
Nov 22	vs. MIN	1-0,2/1 22:01	2-0,2/1 11:06	0-1,3/0 18:24		0-1,0/0 19:24	1-0,4/0 07:21	1-0,4/0 18:53
Nov 24	vs. EDM	1-0(W),3/2 17:10	0-1,1/1 10:42	0-0,1/-1 20:27		1-1,3/2 17:39	0-0,0/-1 14:13	0-0,2/0 16:04
Nov 25	@ MTL	0-0,8/-1 21:10	0-0,2/-1 13:02	0,0,2/0 17:31		0,0,3/-2 19:57	0-0,2/-1 13:44	0-0,1/1 18:38
Nov 28	vs. TBL	0-0,1/0 21:16	0,0,1/0 12:28	0,0,0/0 14:39		0-0,1/-1 19:53	0-0,0/-1 12:23	0-0,5/0 18:17
Dec 1	vs. PIT	0-0,1/-1 20:28	0-0,1/-1 15:12	0-0,2/-2 16:27		0-0,1/0 15:43	0-0,2/-1 13:17	0-0,2/0 18:42
Dec 2	@ PIT	0-0,4/0 21:34	0,0,0/-2 07:51	0-0,3/-1 19:37	From DET	0-0,2/-2 12:49	0-0,0/-1 12:28	0-0,1/-1 13:54
Dec 5	@ COL	1-1,3/2 17:12	0,0,0/0 07:28	1-1,1/2 19:21	0-0,1/1 14:19	0,0,3/0 15:35	0-1,2/1 13:12	0-0,1/0 09:09
Dec 8	@ CHI	0-1,6/-2 23:13	0-0,1/0 10:01	0-0,0/1 21:55	0-1,0/1 15:05	1-0,2/-1 15:08	0-0,1/0 13:24	0-0,1/-1 12:44
Dec 10	@ STL	0-0,1/3 22:51	DND	0,0,1/-1 19:51	0-0,0/0 13:11	0-0,0/1 17:00	0-0,1/0 13:25	0-1,3/0 15:01
Dec 12	vs. OTT	0-0,1/0 18:33	0,0,1/0 08:32	0,0,1/0 20:42	0-0,0/0 11:38	1-0,3/0 16:07	0-0,1/0 14:30	0-0,0/0 14:19
Dec 14	@ PHI	0-0,0/0 20:10	0,0,1/0 09:38	0-0,0/-1 21:02	0-0,0/0 09:15	0-0,2/1 17:00	0-0,0/0 12:08	0-0,0/-2 14:04
Dec 15	vs. CAR	3-1,11/1 19:57	DND	1-2,1/1 18:28	0,0,2/-1 09:03	0-1,4/1 17:20	0,0,2/-1 11:55	0,0,2/0 13:54
Dec 19	vs. BOS	0-0,4/3 20:12	0-0,1/0 12:32	0,0,2/0 21:49	DND	0,0,2/-2 18:29	0-0,1/0 12:06	0-0,1/0 11:05
Dec 22	vs. PHI	2-0(W),5/2 18:10	0,0,1/0 06:22	0-0,0/0 17:53	0-0,1/0 09:12	0-1,1/1 17:50	0-0,1/2 15:38	0-0,1/0 15:20
Dec 23	@ CAR	0-2,2/2 20:56	0,0,0/0 11:10	0-0,0/0 20:42	0-0,0/0 10:32	0,0,3/-2 14:32	0-1,1/-1 16:04	0-0,3/0 16:22
Dec 27	@ NYI	0-1,2/0 19:03	0,0,2/0 10:48	0-0,1/-1 19:24	DND	1-0,3/0 18:01	0,0,2/0 13:59	0,0,2/1 18:07
Dec 29	@ NJD	2-0,5/1 18:04	0-1,1/1 10:25	0-1,3/1 22:04	DND	0-1,3/0 20:03	0-0,0/1 11:42	0-0,2/1 18:34
Jan 1	vs. NYR	0-0,4/-1 21:38	0,0,0/0 09:46	0,0,1/-1 19:49	DND	0-2,5/1 18:55	0-0,1/0 11:39	1-0,2/-1 18:06
Jan 4	@ MIN	0-0,5/2 18:41	0,0,0/-1 09:46	0-1,3/0 20:38	DND	0,0,1/-1 15:45	0-0,2/-1 15:00	1-0,3/-1 16:17
Jan 5	@ WPG	0-0,3/-1 20:58	0,0,0/1 07:16	0-0,0/2 20:34	1-0,3/0 08:45	0-0,1/0 21:05	1-0,1/1 12:21	0-0,2/-1 19:25
Jan 7	@ PHI	0-1,5/2 19:55	DND	0-0,4/2 18:18	0-0,3/1 08:41	0,0,2/-2 17:17	0-0,3/0 13:18	0-0,3/0 17:00
Jan 9	vs. WPG	2-1,6/2 20:57	0,0,1/0 09:06	0,0,0/1 18:49	0-0,0/-1 11:19	0-3,3/-1 20:05	0-0,1/0 13:08	0-0,3/2 15:51
Jan 11	vs. CBJ	1-1,2/3 19:37	0,0,0/0 10:26	0,0,1/2 21:14	0-0,1/0 10:45	1-1(W),3/2 15:47	0-0,1/1 12:22	0-0,1/0 11:49
Jan 18	vs. NYR	0-2,6/2 21:18	0,0,1/0 07:38	0-0,0/-2 22:40	0-0,1/0 10:21	1-1,1/2 19:24	0-0,3/-1 09:21	0-2,2/0 18:24
Jan 20	vs. DAL	0-1,3/-1 18:46	0,0,0/-2 11:57	0-0,2/-3 20:08	0-0,1/-1 13:08	0,0,2/-1 16:51	0-0,1/3 14:08	1-0,4/-1 16:06
Jan 22	@ CGY	1-0(W),7/1 23:16	0,0,2/0 10:00	0-0,0/1 25:20	1-0,3/1 14:50	0,0,2/1 21:51	0,0,2/0 13:50	0,0,1/1 14:45
Jan 23	@ EDM	1-3,5/1 15:21	0-0,2/0 13:26	0-0,0/1 20:41	0-1,5/1 14:46	0-2,1/1 15:12	0-0,1/0 18:22	1-2(W),2/1 14:36
Jan 25	@ VAN	0-0,2/0 16:43	DND	0,0,1/1 22:15	0-1,2/-1 15:21	1-0,1/0 17:57	1-0,4/1 15:34	1-0(W),2/1 16:31
Jan 30	vs. NJD	0-0,3/0 22:07	DND	1-0,1/0 17:44	0-0,3/-1 12:41	0-0,1/0 22:15	0-0,1/-1 14:14	0-0,3/0 19:32
Feb 1	vs. FLA	0-0,4/-1 21:33	0,0,1/0 09:39	0-0,0/-1 19:07	0-0,1/-1 16:17	0-1,2/-1 19:50	0-1,1/1 13:50	0-1,1/-1 18:36
Feb 3	vs. STL	0-0,7/0 23:28	0,0,1/0 08:00	0-0,0/-1 19:00	0-0,2/0 13:17	0,0,2/0 21:16	DND	0-0,3/0 19:32
Feb 6	vs. ANA	1-1,6/0 20:48	0-0,2/0 08:42	0-0,0/0 08:48	0-0,0/-1 10:46	0-1,2/0 15:57	DND	0-2,2/0 19:35
Feb 8	vs. NYI	1-1,5/1 17:41	0,0,0/0 09:40	DND	DND	0-1,1/0 19:38	0-0,1/0 13:58	1-2(W),2/2 15:03
Feb 10	@ BOS	0-0,2/0 03:55	0,0,0/-1 10:34	DND	1-1,1/2 12:51	0,0,2/-2 18:58	0-0,2/2 15:45	0-1,4/1 16:59
Feb 11	vs. COL	DND	0,0,1/0 06:39	INJ	0-0,3/0 11:27	0-1,2/-3 16:34	0-0,0/-3 11:27	0-0,1/0 19:37
Feb 13	vs. TBL	DND	DND	INJ	1-0,5/0 12:50	0-1,1/1 16:31	0,0,0/0 14:06	2-0,4/1 19:52
Feb 15	@ OTT	DND	DND	INJ	1-0,2/1 13:42	0-1,3/0 13:22	0-1,2/0 17:12	0-0,2/-2 18:34
Feb 17	vs. LAK	DND	0,0,1/0 10:37	INJ	0-0,2/-2 14:25	0,0,3/-2 13:37	0-0,2/-2 13:28	0-0,4/0 18:37
Feb 19	vs. WSH	INJ	DND	INJ	0-1,3/0 12:22	1-0,2/0 15:54	0-0,1/0 13:18	0-1,3/0 19:43
Feb 22	@ DET	INJ	DND	INJ	0-0,1/0 15:39	0-0,0/0 13:36	0-2,2/2 18:22	0-1,4/1 20:56
Feb 24	@ WSH	INJ	0,0,0/0 11:59	INJ	0,0,0/3 13:03	0,0,4/0 19:09	0-0,0/3 13:16	1-0,3/0 17:29
Feb 25	vs. BOS	INJ	0,0,0/0 08:04	INJ	0-0,0/0 12:43	1-0(W),3/-1 15:59	0-0,2/0 16:17	0-1,3/1 18:31
Feb 28	@ TBL	INJ	0,0,0/-1 08:45	INJ	0-0,2/1 14:16	DND	0-0,0/0 12:52	0-0,4/0 24:08
Mar 2	@ FLA	INJ	0,0,0/-1 09:59	INJ	0-0,1/0 18:15	0,0,0/2 15:02	0,0,0/0 15:17	1-0,4/0 16:49
Mar 5	vs. TOR	INJ	0-1,0/1 15:54	INJ	0-0,1/1 17:22	0-1,0/0 17:56	1-1,2/2 20:30	1-1,3/1 17:51
Mar 7	vs. CGY	INJ	0-0,3/-1 13:36	INJ	0-1,1/0 15:13	0,0,3/0 15:28	0,0,2/-1 18:25	0,0,2/-1 19:28
Mar 8	@ OTT	INJ	0,0,0/1 09:41	INJ	1-0,3/2 18:19	0-0,0/0 04:00	0-0,2/-2 18:36	1-1,4/2 20:36
Mar 10	vs. VGK	INJ	0,0,0/0 09:22	INJ	0-0,3/-1 22:23	DND	0-0,1/0 17:13	0-0,1/-1 23:47
Mar 15	vs. TOR	INJ	0,0,1/2 10:12	INJ	0-1,2/-1 19:45	DND	0-0,1/1 14:24	1-0,5/-1 23:43
Mar 17	vs. CHI	0-1,5/2 18:14	0,0,0/0 08:52	INJ	0-0,4/-1 17:29	DND	0-1,0/0 15:24	1-2,1/1 20:27
Mar 19	vs. NSH	0-0,5/-1 19:26	0-0,0/-1 12:48	INJ	0-0,1/3 15:57	0-0,3/-1 17:14	0-0,2/2 12:18	0-0,3/2 18:17
Mar 21	vs. ARI	0-0,0/-1 22:42	1-0,1/1 10:44	INJ	0-0,1/-1 14:12	0-0,0/0 16:00	0-0,1/0 14:11	0-0,4/-2 20:37
Mar 23	vs. MTL	0-0,5/2 20:46	0,0,3/0 11:44	INJ	0-0,3/2 16:20	0,0,2/0 13:40	0-0,0/-1 12:53	0-0,5/2 18:52
Mar 24	@ NYR	0-0,4/2 19:16	0,0,2/0 13:05	INJ	0-0,1/1 13:24	0-1,1/2 17:02	0-0,2/0 15:23	1-0,4/-1 16:12
Mar 26	@ TOR	2-0(W),4/1 21:08	0,0,1/1 11:22	INJ	0,0,3/1 15:35	0-1,0/1 15:00	0-1,1/1 17:15	0-0,0/0 13:53
Mar 29	vs. DET	1-0,5/0 21:08	0-0,1/2 08:22	INJ	0-0,4/0 15:25	0-0,4/-1 15:04	0-0,0/2 16:13	0-1,0/3 15:40
Mar 31	@ NSH	0-5,5/-1 19:37	DND	INJ	0-0,2/1 16:14	2-0,4/0 16:07	0-0,2/0 14:30	3-0(W),5/1 18:06
Apr 2	@ TOR	0-0,3/0 22:49	DND	INJ	0-0,1/-1 15:03	0,0,2/0 18:19	0-0,0/-1 13:30	1-0,3/-1 19:55
Apr 4	vs. OTT	0-0,1/-1 20:59	0-0,0/-1 07:34	INJ	0-1,3/1 15:20	1-0,5/1 19:04	0-0,0/2 12:26	0-1,3/0 18:50
Apr 6	@ TBL	0-1,4/2 21:39	1-0,2/1 08:58	INJ	0-0,2/2 17:27	1-0,2/2 18:40	0-1,1/0 15:43	0-0,1/4 17:43
Apr 7	@ FLA	0-1,4/0 19:52	0-0,0/2 07:19	INJ	0-0,1/-1 13:54	0-0,2/-1 15:22	0-0,0/2 10:50	1-0,4/0 18:57





# SEASON IN REVIEW

## Player Game-By-Game

DATE	OPPONENT	FASCHING #24	GRIFFITH #25	MOULSON #26	FEDUN #27	GIRGENSONS #28	POMINVILLE #29	MITTELSTADT #37
Oct 5	vs. MTL	DND	0-1,2/0 13:51	DND	DND	0-0,6/0 12:24	2-0,3/1 16:21	
Oct 7	@ NYI	DND	0-0,0/-3 11:57	0-0,0/0 10:40	DND	0-0,2/-1 09:44	0-0,1/1 15:06	
Oct 9	vs. NJD	DND	0-0,0/0 13:45	0-0,2/-3 10:16	DND	0-0,1/0 13:47	0-1,0/-2 14:06	
Oct 12	@ SJS	DND	0-0,0/0 10:07	DND	DND	0-2,1/1 14:09	2-0,3/1 17:17	
Oct 14	@ LAK	DND	0-0,1/0 11:23	0-0,2/0 19:45	DND	1-0,1/1 16:17	0-2,1/1 18:11	
Oct 15	@ ANA	DND	DND	0-0,1/0 07:32	DND	0-0,0/1 18:15	0-0,2/0 16:37	
Oct 17	@ VGK	DND	DND	0-0,0/0 09:47	DND	0-0,0/0 02:30	0-2,2/0 17:21	
Oct 20	vs. VAN	DND	0-0,0/0 07:57	0-0,0/-2 07:24	DND	DND	0-0,2/0 18:21	
Oct 21	@ BOS	DND	0-0,1/-1 09:28	0-0,1/1 12:29	0-0,0/0 10:57	DND	1-1,4/2 15:26	
Oct 24	vs. DET	DND	0-0,0/0 06:22	0-0,1/0 06:25	0-1,2/1 10:29	DND	0-0,1/0 17:08	
Oct 25	@ CBJ	DND	1-0,3/1 11:08	DND	DND	0-0,1/-1 14:37	0-0,5/-1 13:45	
Oct 28	vs. SJS	DND	0-0,0/0 07:04	DND	MIN	0-0,0/0 10:17	1-0,2/0 19:08	
Nov 2	@ ARI	DND	1-0,1/0 14:25	0-0,0/0 08:56	DND	0-0,1/0 15:19	0-0,1/2 13:44	
Nov 4	@ DAL	DND	0-0,1/0 14:40	0-0,0/-1 10:22	0-0,0/-1 15:14	0-0,2/0 13:54	0-0,1/0 15:35	
Nov 7	vs. WSH	DND	0-0,0/0 09:54	DND	0-0,2/0 20:59	0-0,1/0 11:37	0-1,3/2 16:05	
Nov 10	vs. FLA	DND	0-0,1/0 09:50	DND	0-0,2/0 18:22	0-0,2/0 12:43	0-0,2/2 14:25	
Nov 11	@ MTL	DND	DND	0-0,1/0 12:29	0-0,2/0 16:24	0-0,1/0 10:08	0-0,1/0 14:03	
Nov 14	@ PIT	DND	DND	0-0,0/-1 08:57	0-0,0/-1 10:22	0-0,1/-1 10:24	0-0,3/2 12:24	
Nov 17	@ DET	DND	0-0,1/-1 10:24	DND	INJ	0-0,1/0 11:03	0-0,2/0 11:12	
Nov 18	vs. CAR	DND	0-0,0/0 10:26	DND	INJ	0-0,0/0 09:31	0-0,0/-2 12:15	
Nov 20	vs. CBJ	DND	0-0,2/0 08:41	DND	INJ	0-0,0/0 15:10	0-0,0/-1 16:47	
Nov 22	vs. MIN	DND	DND	DND	INJ	0-0,0/0 06:32	0-1,4/1 17:32	
Nov 24	vs. EDM	DND	DND	DND	INJ	0-0,3/-1 10:40	0-0,1/1 12:20	
Nov 25	@ MTL	DND	0-0,1/0 09:03	DND	INJ	0-0,1/0 11:42	0-0,3/0 16:23	
Nov 28	vs. TBL	DND	MIN	0-0,3/0 11:02	INJ	0-0,1/0 08:47	0-0,2/0 14:32	
Dec 1	vs. PIT	DND	MIN	0-0,2/-1 07:57	INJ	0-0,2/2 10:30	0-0,3/-1 14:01	
Dec 2	@ PIT	0-0,0/0 10:57	MIN	DND	INJ	0-0,1/-1 12:38	1-0,2/0 16:01	
Dec 5	@ COL	0-0,1/0 11:01	MIN	MIN	INJ	DND	0-0,4/0 15:06	
Dec 8	@ CHI	0-0,0/0 12:20	MIN	MIN	INJ	DND	1-0,3/0 13:45	
Dec 10	@ STL	0-0,0/0 06:47	MIN	MIN	INJ	0-0,0/1 11:18	0-0,3/2 16:09	
Dec 12	vs. OTT	DND	MIN	MIN	INJ	0-0,3/1 14:32	0-0,3/0 14:41	
Dec 14	@ PHI	DND	MIN	MIN	INJ	0-1,2/1 15:09	0-0,1/0 15:50	
Dec 15	vs. CAR	0-0,0/-1 07:25	MIN	MIN	INJ	0-0,5/-1 17:02	0-0,1/1 15:37	
Dec 19	vs. BOS	MIN	MIN	MIN	INJ	0-0,3/0 10:25	0-0,1/3 17:30	
Dec 22	vs. PHI	MIN	MIN	MIN	INJ	0-0,2/0 17:04	0-0,5/0 11:31	
Dec 23	@ CAR	MIN	MIN	MIN	INJ	1-0,1/1 17:33	0-0,1/0 13:41	
Dec 27	@ NYI	MIN	MIN	MIN	INJ	1-0,4/0 14:14	0-0,0/0 12:57	
Dec 29	@ NJD	MIN	MIN	MIN	INJ	0-1,0/1 13:20	0-0,1/2 13:15	
Jan 1	vs. NYR	MIN	MIN	MIN	INJ	0-0,2/-1 13:06	0-0,2/-1 13:52	
Jan 4	@ MIN	MIN	MIN	MIN	INJ	0-0,1/-1 13:57	0-1,1/0 13:57	
Jan 5	@ WPG	MIN	MIN	MIN	INJ	0-0,0/-1 11:29	0-2,2/1 14:12	
Jan 7	@ PHI	MIN	MIN	MIN	MIN	0-0,1/-1 14:18	0-0,2/2 13:43	
Jan 9	vs. WPG	MIN	MIN	MIN	MIN	0-0,2/-1 15:47	1-0,2/1 17:51	
Jan 11	vs. CBJ	MIN	MIN	MIN	MIN	0-0,2/0 12:03	0-0,2/0 16:29	
Jan 18	@ NYR	MIN	MIN	MIN	MIN	0-0,1/0 15:24	0-0,1/1 14:15	
Jan 20	vs. DAL	MIN	MIN	MIN	MIN	0-0,4/2 13:58	0-0,0/2 16:11	
Jan 22	@ CGY	MIN	MIN	MIN	MIN	0-0,1/0 17:52	0-0,1/0 12:36	
Jan 23	@ EDM	MIN	MIN	MIN	MIN	1-0,1/1 13:31	0-0,1/0 14:29	
Jan 25	@ VAN	MIN	MIN	MIN	MIN	0-0,0/0 15:46	0-0,3/0 13:53	
Jan 30	vs. NJD	MIN	MIN	MIN	MIN	0-0,1/-1 15:51	0-0,1/2 14:48	
Feb 1	vs. FLA	MIN	MIN	MIN	MIN	1-0,5/1 11:04	0-0,2/0 08:55	
Feb 3	vs. STL	MIN	MIN	MIN	MIN	0-0,1/-1 11:56	0-0,1/0 13:09	
Feb 6	vs. ANA	MIN	MIN	MIN	MIN	1-0,5/1 17:28	0-0,1/-1 10:38	
Feb 8	vs. NYI	MIN	MIN	MIN	MIN	0-0,2/0 16:46	0-0,2/-1 11:18	
Feb 10	@ BOS	MIN	MIN	MIN	MIN	DND	0-0,4/0 11:12	
Feb 11	vs. COL	MIN	MIN	MIN	MIN	0-0,1/-1 11:16	0-0,0/0 16:01	
Feb 13	vs. TBL	MIN	MIN	MIN	MIN	0-1,1/1 10:15	0-0,1/0 11:56	
Feb 15	@ OTT	MIN	MIN	MIN	MIN	0-0,0/0 13:53	0-0,1/1 11:13	
Feb 17	vs. LAK	MIN	MIN	MIN	MIN	0-0,0/0 12:47	0-0,2/0 17:32	
Feb 19	vs. WSH	MIN	MIN	MIN	MIN	0-0,3/0 13:49	0-0,0/0 18:28	
Feb 22	@ DET	MIN	MIN	MIN	MIN	0-0,2/0 12:32	0-1,2/0 15:25	
Feb 24	@ WSH	MIN	MIN	MIN	MIN	0-0,4/0 14:58	0-0,0/4 11:56	
Feb 25	vs. BOS	MIN	MIN	MIN	MIN	0-0,0/0 17:45	0-1,1/2 12:54	
Feb 28	@ TBL	MIN	0-0,0/-1 10:12	MIN	MIN	0-0,2/0 20:54	1-1(W),7/1 18:19	
Mar 2	@ FLA	MIN	0-0,0/0 11:50	MIN	MIN	0-0,0/2 14:56	0-0,1/0 18:02	
Mar 5	vs. TOR	MIN	DND	MIN	MIN	1-0,2/2 18:02	1-1,5/3 16:20	
Mar 7	vs. CGY	MIN	0-0,1/-1 09:26	MIN	MIN	0-0,2/2 17:13	0-1,3/0 17:19	
Mar 8	@ OTT	MIN	DND	MIN	MIN	0-0,3/0 21:29	0-0,0/2 15:07	
Mar 10	vs. VGK	MIN	DND	MIN	MIN	0-0,2/0 16:51	0-0,4/0 15:56	
Mar 15	vs. TOR	MIN	MIN	MIN	MIN	0-0,3/0 14:14	1-0,4/2 14:55	
Mar 17	vs. CHI	MIN	MIN	MIN	MIN	0-0,0/0 02:56	0-0,4/0 16:12	
Mar 19	vs. NSH	MIN	MIN	MIN	MIN	DND	0-0,1/1 15:41	
Mar 21	vs. ARI	MIN	DND	MIN	MIN	DND	0-0,3/0 09:58	
Mar 23	vs. MTL	MIN	MIN	MIN	MIN	0-0,1/-1 17:36	0-0,1/1 15:01	
Mar 24	@ NYR	MIN	MIN	MIN	MIN	0-0,1/2 16:05	0-0,4/0 13:56	
Mar 26	@ TOR	MIN	MIN	MIN	MIN	0-2,2/1 18:38	0-1,2/1 18:22	
Mar 29	vs. DET	MIN	MIN	MIN	MIN	0-0,3/0 16:49	0-1,3/1 13:41	
Mar 31	@ NSH	MIN	MIN	MIN	MIN	0-1,1/-1 12:11	1-0,3/1 15:40	0-1,1/0 13:59
Apr 2	@ TOR	MIN	MIN	MIN	MIN	0-0,2/-1 14:44	1-0,3/1 14:49	0-0,0/0 12:01
Apr 4	vs. OTT	MIN	MIN	MIN	MIN	DND	0-0,3/1 18:07	0-1,1/0 16:29
Apr 6	@ TBL	MIN	MIN	MIN	MIN	DND	1-0,2/1 15:10	1-0,4/1 13:32
Apr 7	@ FLA	MIN	MIN	MIN	MIN	DND	1-0,3/1 16:27	0-1,2/1 15:13





# SEASON IN REVIEW

## Player Game-By-Game

DATE	OPPONENT	FALK #41	GUHLE #45	BOGOSIAN #47	CRISCUOLO #51	RISTOLAINEN #55	O'REGAN #65	POULIOT #67
Oct 5	vs. MTL	INJ	DND	DND	DND	0-0,4/0 26:58		0-0,2/-1 14:03
Oct 7	@ NYI	INJ	DND	DND	DND	0-1,2/0 24:27		0-0,0/0 14:03
Oct 9	vs. NJD	INJ	DND	DND	DND	0-1,1/-3 26:37		0-0,0/0 12:00
Oct 12	@ SJS	INJ	DND	DND	DND	0-0,6/-1 26:56		0-0,2/-1 12:05
Oct 14	@ LAK	INJ	DND	DND	DND	0-0,0/0 28:12		0-0,1/0 10:43
Oct 15	@ ANA	INJ	DND	INJ	DND	0-0,2/0 26:50		0-1,0/1 12:59
Oct 17	@ VGK	INJ	DND	INJ	DND	0-1,0/-1 28:48		0-0,1/0 10:41
Oct 20	vs. VAN	INJ	DND	INJ	DND	0-1,3/-1 28:37		0-0,1/0 13:14
Oct 21	@ BOS	INJ	DND	INJ	DND	0-0,2/3 29:40		1-0,5/2 15:42
Oct 24	vs. DET	INJ	DND	INJ	DND	0-0,1/0 29:25		1-0(W),3/1 15:22
Oct 25	@ CBJ	INJ	DND	INJ	DND	0-0,2/-1 25:45		0-0,0/-1 12:40
Oct 28	vs. SJS	INJ	DND	INJ	DND	0-0,4/-1 26:25		0-0,2/-1 17:09
Nov 2	@ ARI	0-0,1/-1 15:32	DND	INJ	DND	0-1,5/1 24:24		2-1(W),3/2 17:04
Nov 4	@ DAL	0-0,0/1 19:11	DND	INJ	DND			0-0,1/2 16:17
Nov 7	vs. WSH	0-0,1/-1 18:15	DND	INJ	DND			1-0(W),1/0 16:45
Nov 10	vs. FLA	0-0,2/2 18:54	DND	INJ	DND			0-0,1/-1 17:05
Nov 11	@ MTL	0-0,1/0 19:04	DND	INJ	DND			0-0,1/-1 17:37
Nov 14	@ PIT	0-0,0/1 20:23	DND	INJ	DND			1-0,2/-1 16:57
Nov 17	@ DET	0-0,1/0 16:19	DND	INJ	0-0,1/0 06:56			0-0,0/-1 17:48
Nov 18	vs. CAR	0-0,0/-1 18:07	DND	INJ	0-0,0/0 07:56			0-0,4/-1 15:15
Nov 20	vs. CBJ	0-0,1/2 17:44	DND	INJ	0-0,0/0 09:04			0-0,1/0 16:00
Nov 22	vs. MIN	0-0,1/0 18:27	DND	INJ	0-0,1/-1 05:07			0-0,1/1 17:54
Nov 24	vs. EDM	0-0,0/0 18:41	DND	INJ	0-0,0/-1 09:59	0-2,5/2 27:32		0-0,0/0 17:21
Nov 25	@ MTL	DND	DND	INJ	DND	0-0,2/2 25:49		0-0,1/0 14:37
Nov 28	vs. TBL	0-0,1/0 15:24	DND	INJ	0-0,0/0 06:55	0-0,4/-1 25:09		0-0,1/0 12:06
Dec 1	vs. PIT	DND	DND	0-0,4/0 20:48	0-0,1/-1 12:20	0-0,1/2 22:35		0-0,5/-1 14:52
Dec 2	@ PIT	DND	DND	0-0,2/0 17:34	0-0,2/-1 09:22	0-0,5/2 28:11		0-0,1/-1 14:13
Dec 5	@ COL	0-0,0/0 13:25	DND	0-0,3/0 18:40	MIN	0-0,4/4 30:42		1-1,2/3 16:49
Dec 8	@ CHI	0-0,1/1 13:01	DND	0-0,1/-1 19:13	MIN	0-0,3/2 31:44		0-0,1/0 16:02
Dec 10	@ STL	0-0,3/0 11:40	DND	0-0,0/-1 17:53	MIN	0-0,4/-1 29:17		0-0,0/0 15:13
Dec 12	vs. OTT	0-0,1/1 15:33	DND	0-0,2/0 20:00	MIN	0-2,0/-1 22:31		1-0,3/0 16:16
Dec 14	@ PHI	0-0,0/0 14:57	DND	0-0,2/-1 22:01	MIN	0-0,3/0 23:04		0-0,0/0 16:31
Dec 15	vs. CAR	DND	DND	0-0,0/1 18:35	MIN	0-0,1/1 26:25		0-0,1/0 14:17
Dec 19	vs. BOS	DND	DND	0-0,3/0 17:45	MIN	0-0,4/3 24:34		0-0,0/0 15:44
Dec 22	vs. PHI	DND	DND	0-0,2/0 18:36	MIN	0-0,0/2 28:06		0-0,3/0 13:25
Dec 23	@ CAR	DND	DND	0-0,1/0 17:13	MIN	0-0,1/-1 25:48		0-0,0/0 12:28
Dec 27	@ NYI	0-0,1/0 12:28	DND	0-0,1/-1 18:04	MIN	0-0,2/0 27:12		0-0,1/0 09:23
Dec 29	@ NJD	0-0,0/-1 12:30	DND	0-0,1/1 21:41	MIN	1-1(W),3/1 25:52		0-0,1/2 12:09
Jan 1	vs. NYR	DND	DND	0-0,1/-1 19:44	MIN	1-1,2/1 26:00		0-0,0/-1 11:19
Jan 4	@ MIN	0-0,0/-3 19:55	DND	0-1,3/-1 25:32	MIN	0-0,3/-1 05:43		0-0,1/-1 12:18
Jan 5	@ WPG	DND	DND	0-0,1/0 16:28	MIN	0-1,1/0 26:24		DND
Jan 7	@ PHI	DND	DND	0-0,0/0 16:57	MIN	0-1,2/2 25:17		0-0,0/0 11:40
Jan 9	vs. WPG	DND	0-0,3/0 17:45	0-0,2/3 18:05	MIN	0-1,1/1 27:07		DND
Jan 11	vs. CBJ	0-0,1/0 15:18	0-1,2/2 16:10	DND	MIN	0-0,2/1 28:16		1-0,1/1 17:44
Jan 18	@ NYR	1-0,1/-1 17:00	MIN	INJ	MIN	1-0,5/-1 26:18		0-0,0/3 14:06
Jan 20	vs. DAL	0-0,1/-3 16:42	MIN	INJ	MIN	0-1,3/-1 23:51		0-0,0/2 11:45
Jan 22	@ CGY	0-0,2/1 18:08	MIN	INJ	MIN	0-1,2/1 32:26		DND
Jan 23	@ EDM	0-0,0/0 15:38	MIN	INJ	MIN	0-2,2/1 24:26		0-0,1/0 13:14
Jan 25	@ VAN	0-0,0/0 14:31	MIN	INJ	MIN	0-1,0/2 26:12		0-1,0/2 10:06
Jan 30	vs. NJD	0-0,0/0 15:05	MIN	INJ	MIN	0-0,3/2 27:14		0-0,0/0 09:40
Feb 1	vs. FLA	DND	MIN	INJ	MIN	0-0,1/0 27:24		DND
Feb 3	vs. STL	DND	MIN	INJ	MIN	0-0,3/0 27:23		0-0,0/0 10:03
Feb 6	vs. ANA	0-0,0/0 17:52	MIN	INJ	MIN	0-0,3/2 32:39		0-0,1/0 11:28
Feb 8	vs. NYI	DND	MIN	INJ	MIN	0-1,1/1 27:37		0-0,0/0 12:04
Feb 10	@ BOS	0-0,3/0 16:42	MIN	INJ	MIN	1-0,3/2 27:03		1-0(W),3/2 12:49
Feb 11	vs. COL	0-1,2/2 15:30	MIN	INJ	MIN	0-1,1/3 23:48		1-0,1/0 12:39
Feb 13	vs. TBL	0-0,1/0 16:34	MIN	INJ	MIN	0-1,1/0 28:26		0-0,3/1 17:19
Feb 15	@ OTT	DND	MIN	INJ	MIN	0-0,3/-1 28:18		0-0,0/0 16:44
Feb 17	vs. LAK	0-0,0/-1 15:39	MIN	INJ	MIN	1-0,5/0 25:36		0-0,1/2 11:32
Feb 19	vs. WSH	0-0,1/-1 14:22	MIN	INJ	MIN	0-0,3/-1 27:12		0-0,0/0 10:09
Feb 22	@ DET	DND	MIN	INJ	MIN	1-1,3/1 28:00		0-0,1/0 13:50
Feb 24	@ WSH	DND	MIN	INJ	MIN	0-0,2/3 24:00		0-0,3/0 17:29
Feb 25	vs. BOS	0-0,0/0 17:37	MIN	INJ	MIN	0-1,5/0 28:07		1-0,1/2 16:15
Feb 28	@ TBL	0-0,0/1 12:09	MIN	INJ	MIN	0-1,2/0 28:28		0-0,2/0 12:58
Mar 2	@ FLA	0-0,0/-1 20:15	MIN	INJ	MIN	0-0,3/0 23:55		0-0,0/0 14:03
Mar 5	vs. TOR	DND	0-0,2/0 14:50	INJ	0-0,0/0 04:29	0-2,1/3 25:52		0-0,0/-1 06:24
Mar 7	vs. CGY	DND	0-0,0/-1 17:43	INJ	DND	0-0,1/2 22:57	From SJS	0-0,0/-1 10:29
Mar 8	@ OTT	0-0,2/-1 13:52	0-0,1/-1 15:45	INJ	DND	0-0,1/2 31:52	0-0,0/0 09:28	0-1,3/1 16:13
Mar 10	vs. VGK	DND	0-0,4/1 17:50	INJ	DND	0-0,2/-1 29:20	0-0,0/1 10:19	0-1,0/1 12:14
Mar 15	vs. TOR	DND	0-0,1/-1 15:27	INJ	DND	0-1,8/-1 27:11	MIN	0-0,0/0 13:00
Mar 17	vs. CHI	0-0,1/0 16:51	0-0,0/1 19:23	INJ	DND	0-1,3/0 24:18	MIN	1-0,1/1 14:09
Mar 19	vs. NSH	0-0,1/-1 15:30	0-0,4/3 18:46	INJ	DND	0-0,4/0 24:43	MIN	0-0,0/0 13:43
Mar 21	vs. ARI	0-0,0/-1 15:58	0-0,3/0 18:57	INJ	DND	0-0,4/-1 26:22	MIN	0-0,2/0 13:45
Mar 23	vs. MTL	DND	0-0,3/-1 20:03	INJ	DND	0-0,1/2 26:36	MIN	0-0,2/0 10:08
Mar 24	@ NYR	DND	0-0,2/-1 18:21	INJ	DND	0-0,5/-1 25:34	MIN	0-0,2/0 12:47
Mar 26	@ TOR	0-0,1/0 14:42	0-0,2/0 21:02	INJ	DND	0-0,1/1 26:29	MIN	0-0,0/0 11:05
Mar 29	vs. DET	0-0,0/2 16:20	0-1,1/1 16:35	INJ	DND	0-1,3/-1 27:53	MIN	DND
Mar 31	@ NSH	0-0,1/0 12:39	0-0,2/1 17:07	INJ	MIN	0-3,0/0 28:05	MIN	0-0,1/0 10:50
Apr 2	@ TOR	0-0,2/-1 18:04	DND	INJ	MIN	0-1,2/2 26:00	MIN	0-0,1/-1 05:41
Apr 4	vs. OTT	0-0,1/-1 13:10	0-0,2/0 20:56	INJ	MIN	0-0,1/-1 25:23	MIN	DND
Apr 6	@ TBL	0-0,0/1 14:26	0-2,1/2 19:15	INJ	MIN	0-1,4/2 26:52	MIN	DND
Apr 7	@ FLA	DND	0-1,4/2 19:59	INJ	MIN	0-0,2/0 24:15	MIN	DND





# SEASON IN REVIEW

## Player Game-By-Game

DATE	OPPONENT	RODRIGUES #71	BEAULIEU #82	O'REILLY #90	NYLANDER #92	ANTIPIN #93	BAILEY #95
Oct 5	vs. MTL	INJ	0-0,4/1 23:29	0-0,3/-2 20:27	MIN	0-0,1/0 14:29	DNP
Oct 5	vs. MTL	INJ	0-0,4/1 23:29	0-0,3/-2 20:27	MIN	0-0,1/0 14:29	DND
Oct 7	@ NYI	INJ	0-0,1/-1 20:36	0-1,2/-1 19:09	MIN	0-0,0/-2 15:24	DND
Oct 9	vs. NJD	INJ	0-0,3/-2 18:19	0-0,2/0 18:50	MIN	0-0,0/-2 15:30	DND
Oct 12	@ SJS	INJ	0-0,0/2 19:32	0-0,2/0 19:14	MIN	DND	DND
Oct 14	@ LAK	INJ	0-0,0/0 19:18	0-0,4/-1 18:28	MIN	DND	DND
Oct 15	@ ANA	INJ	0-1,2/1 15:06	0-1,1/1 21:30	MIN	DND	1-0,3/1 09:39
Oct 17	@ VGK	INJ	0-1,0/-1 20:18	2-0,5/-2 26:58	MIN	DND	0-0,3/0 10:12
Oct 20	vs. VAN	INJ	0-0,1/-1 11:27	0-1,1/2 21:01	MIN	0-0,0/1 11:52	1-0,1/0 14:56
Oct 21	@ BOS	INJ	DND	1-1(W),5/1 18:52	MIN	0-0,1/-1 14:16	0-1,1/0 15:51
Oct 24	vs. DET	INJ	DND	0-0,2/0 22:17	MIN	0-1,3/1 13:54	0-0,1/0 11:54
Oct 25	@ CBJ	INJ	DND	0-0,5/-1 17:27	MIN	0-0,3/-2 16:01	0-0,1/2 14:51
Oct 28	vs. SJS	INJ	DND	1-0,2/-2 21:11	MIN	0-0,1/0 11:14	0-0,0/-1 05:45
Nov 2	@ ARI	INJ	INJ	0-3,0/2 20:13	MIN	0-0,1/0 13:59	DND
Nov 4	@ DAL	INJ	INJ	1-0,2/2 18:17	MIN	0-0,0/-1 19:28	DND
Nov 7	vs. WSH	INJ	INJ	0-0,5/0 21:31	MIN	0-0,0/2 14:48	INJ
Nov 10	vs. FLA	INJ	0-0,1/-1 21:06	0-0,0/-3 19:55	MIN	0-1,1/0 14:06	INJ
Nov 11	@ MTL	INJ	0-0,1/-1 21:19	1-0,2/-1 22:00	MIN	DND	INJ
Nov 14	@ PIT	INJ	0-0,3/-2 17:02	0-0,1/-1 20:41	MIN	DND	MIN
Nov 17	@ DET	MIN	0-0,2/-2 17:44	1-0,2/0 22:11	MIN	0-1,1/-1 19:00	MIN
Nov 18	vs. CAR	MIN	0-0,0/-1 19:36	0-1,4/0 20:13	MIN	0-0,0/-1 16:33	MIN
Nov 20	vs. CBJ	MIN	0-0,2/-1 21:54	0-1,4/0 19:12	MIN	0-1,2/2 18:36	MIN
Nov 22	vs. MIN	MIN	0-1,1/1 18:49	0-0,3/-1 20:46	MIN	0-0,2/-1 21:40	MIN
Nov 24	vs. EDM	MIN	0-0,0/1 12:04	0-0,1/0 21:37	MIN	0-0,1/0 14:35	MIN
Nov 25	@ MTL	MIN	0-0,2/0 20:47	0-0,3/-1 21:30	MIN	0-0,0/0 18:08	MIN
Nov 28	vs. TBL	MIN	0-0,2/0 17:50	0-0,2/-1 26:00	MIN	0-0,0/0 16:20	MIN
Dec 1	vs. PIT	MIN	0-0,1/-1 21:20	0-0,3/0 16:32	MIN	0-0,0/0 15:26	MIN
Dec 2	@ PIT	MIN	0-0,1/-1 07:46	0-0,2/-2 20:30	MIN	DND	MIN
Dec 5	@ COL	0-0,1/0 14:33	DND	0-2,4/2 19:24	MIN	0-0,1/0 10:57	MIN
Dec 8	@ CHI	0-1,1/1 14:13	DND	0-0,1/0 18:14	MIN	0-0,1/0 07:44	MIN
Dec 10	@ STL	2-0,3/1 16:29	DND	0-1,3/1 19:59	MIN	DND	MIN
Dec 12	vs. OTT	0-0,2/-1 14:09	DND	0-1,2/1 19:19	MIN	DND	MIN
Dec 14	@ PHI	0-0,1/-2 14:36	DND	1-0,4/1 17:54	MIN	DND	MIN
Dec 15	vs. CAR	0-0,2/0 13:18	0-0,0/-1 14:39	0-0,0/-2 23:22	MIN	0-0,4/2 14:59	MIN
Dec 19	vs. BOS	0-0,3/0 12:49	0-0,1/0 15:14	0-0,3/-2 19:37	MIN	0-0,0/0 15:12	MIN
Dec 22	vs. PHI	DND	0-0,2/1 11:40	1-1,3/4 18:29	MIN	DND	MIN
Dec 23	@ CAR	0-0,0/-1 10:18	1-0,1/2 19:08	DND	MIN	DND	MIN
Dec 27	@ NYI	0-0,3/-1 13:39	0-0,2/0 15:18	0-0,1/-2 21:16	MIN	DND	MIN
Dec 29	@ NJD	0-0,1/-2 13:09	0-0,1/-1 14:49	0-1,2/1 22:37	MIN	DND	MIN
Jan 1	vs. NYR	0-0,2/-1 14:15	0-0,1/-1 11:52	0-1,4/1 22:12	MIN	DND	MIN
Jan 4	@ MIN	0-0,1/-1 13:13	0-0,0/-1 20:24	0-0,1/0 15:56	MIN	DND	MIN
Jan 5	@ WPG	0-2,3/1 12:15	0-0,0/0 12:30	0-0,4/0 23:08	MIN	DND	MIN
Jan 7	@ PHI	0-0,2/-1 13:48	0-0,0/-1 16:27	1-0,2/-1 17:20	MIN	DND	MIN
Jan 9	vs. WPG	0-0,1/-1 11:43	0-0,1/-3 13:22	1-2,6/1 20:04	MIN	INJ	MIN
Jan 11	vs. CBJ	0-0,1/0 11:54	0-0,2/0 10:34	0-1,3/1 19:15	MIN	INJ	MIN
Jan 18	@ NYR	0-1,0/1 13:27	DND	0-0,3/-1 19:12	MIN	INJ	MIN
Jan 20	vs. DAL	0-0,0/-1 13:20	DND	0-0,2/-1 19:03	MIN	DND	MIN
Jan 22	@ CGY	0-0,0/0 11:37	0-0,0/0 01:15	0-1,3/2 18:19	MIN	DND	MIN
Jan 23	@ EDM	0-0,2/0 12:16	INJ	2-0,4/1 15:06	MIN	0-0,2/1 19:31	MIN
Jan 25	@ VAN	0-1,1/1 10:07	INJ	0-0,5/1 17:45	MIN	0-1,0/1 18:09	MIN
Jan 30	vs. NJD	0-0,2/-1 11:07	INJ	0-1,4/2 18:31	MIN	0-0,1/0 15:35	MIN
Feb 1	vs. FLA	DND	INJ	1-0,2/-1 21:23	MIN	0-0,0/0 13:13	MIN
Feb 3	vs. STL	0-0,2/-1 14:49	0-0,0/0 14:58	0-0,1/-1 21:47	MIN	0-0,1/-1 14:04	MIN
Feb 6	vs. ANA	0-0,1/-1 11:35	0-0,0/0 15:15	1-0,4/0 22:12	MIN	DND	MIN
Feb 8	vs. NYI	1-1,2/2 11:04	0-0,0/0 17:02	1-0,2/0 21:58	MIN	0-0,0/0 13:32	MIN
Feb 10	@ BOS	0-1,1/2 10:45	0-1,0/2 18:29	0-0,0/1 22:02	MIN	0-0,0/0 12:12	MIN
Feb 11	vs. COL	0-0,3/0 19:22	0-0,3/-2 13:32	1-2,5/2 26:48	MIN	0-0,2/0 15:02	MIN
Feb 13	vs. TBL	0-1,2/0 17:00	0-0,2/0 17:42	1-2(W),6/0 24:41	MIN	0-1,0/0 11:38	MIN
Feb 15	@ OTT	1-0,1/0 15:56	0-1,1/1 16:25	0-0,3/-2 22:07	MIN	0-0,1/-1 11:43	MIN
Feb 17	vs. LAK	0-0,2/-2 14:18	0-0,1/3 15:12	0-0,2/2 22:11	MIN	0-0,1/0 14:58	MIN
Feb 19	vs. WSH	0-1,2/-1 15:09	0-0,0/-1 16:53	0-1,4/0 24:06	MIN	DND	MIN
Feb 22	@ DET	0-0,1/-1 15:27	0-1,3/1 17:22	0-0,4/0 22:21	MIN	0-0,0/-1 15:42	MIN
Feb 24	@ WSH	0-0,4/0 18:57	0-0,0/-2 19:36	0-0,3/0 20:08	MIN	0-0,1/-1 16:34	MIN
Feb 25	vs. BOS	1-1,2/0 15:31	0-0,0/0 12:01	0-1,2/1 23:33	MIN	0-2,0/2 14:09	MIN
Feb 28	@ TBL	1-0,5/1 15:36	0-0,1/1 13:34	0-1,2/0 24:57	MIN	0-0,1/-1 19:44	MIN
Mar 2	@ FLA	DND	0-0,1/-1 19:55	0-1,3/0 19:27	MIN	0-1,2/-2 21:51	MIN
Mar 5	vs. TOR	DND	0-0,2/1 16:04	1-1(W),2/1 20:41	MIN	0-0,0/0 15:36	MIN
Mar 7	vs. CGY	DND	0-0,2/0 18:08	0-0,1/-1 20:36	MIN	0-0,0/-1 19:51	MIN
Mar 8	@ OTT	DND	DND	0-1,2/2 24:39	MIN	DND	MIN
Mar 10	vs. VGK	DND	0-0,0/0 14:35	0-0,4/-1 25:36	MIN	DND	1-0,2/1 08:39
Mar 15	vs. TOR	0-2,4/-1 16:28	0-0,1/2 13:21	0-0,5/-1 24:05	MIN	0-0,1/2 15:14	0-0,1/2 09:00
Mar 17	vs. CHI	0-0,1/1 16:48	0-1,0/0 15:54	1-1,4/1 24:42	MIN	0-1,2/0 15:54	0-0,1/1 10:44
Mar 19	vs. NSH	0-0,1/0 13:46	0-0,2/-1 16:28	0-0,1/-1 20:51	MIN	DND	0-0,2/0 12:17
Mar 21	vs. ARI	0-1,2/0 16:07	0-1,2/0 11:37	0-0,3/2 23:39	MIN	DND	0-0,3/0 11:32
Mar 23	vs. MTL	0-0,0/0 11:06	DND	0-0,2/-2 20:15	MIN	0-0,1/0 13:10	DND
Mar 24	@ NYR	0-0,2/0 13:30	DND	0-1,5/-1 15:53	MIN	0-0,1/0 17:25	DND
Mar 26	@ TOR	0-0,4/0 11:35	0-0,1/1 12:50	0-0,1/0 14:54	MIN	DND	DND
Mar 29	vs. DET	1-0,3/2 11:30	0-0,0/-1 11:01	1-0,2/-2 19:40	MIN	DND	MIN
Mar 31	@ NSH	0-1,2/0 14:48	DND	1-2,5/1 22:45	MIN	0-0,0/0 09:05	MIN
Apr 2	@ TOR	0-0,2/0 16:22	DND	0-1,7/-2 21:25	MIN	DND	MIN
Apr 4	vs. OTT	0-1,4/0 15:19	0-0,1/-1 13:28	1-0,5/0 20:32	0-0,0/0 12:22	DND	MIN
Apr 6	@ TBL	0-2,2/0 14:17	0-0,2/1 11:01	0-1,2/-4 19:36	1-0,1/-3 10:29	DND	MIN
Apr 7	@ FLA	0-1,4/1 15:16	0-0,4/1 15:56	1-0,4/0 24:06	0-0,1/0 15:44	DND	MIN





# SEASON IN REVIEW

## Player Game-By-Game

DATE	OPPONENT	JOHNSON #31	WILCOX #32	ULLMARK #35	LEHNER #40
Oct 5	vs. MTL	DNP	MIN	MIN	2/40 O 64:49
Oct 7	@ NYI	1/16 31:01	MIN	MIN	4/16 L 27:00
Oct 9	vs. NJD	6/22 L 40:00	MIN	MIN	0/9 20:00
Oct 12	@ SJS	DNP	MIN	MIN	3/26 L 58:26
Oct 14	@ LAK	DNP	MIN	MIN	3/29 L 59:00
Oct 15	@ ANA	1/26 W 59:53	MIN	MIN	DNP
Oct 17	@ VGK	5/31 O 60:27	MIN	MIN	DNP
Oct 20	vs. VAN	3/40 L 58:33	MIN	MIN	DNP
Oct 21	@ BOS	DNP	MIN	MIN	4/31 W 62:59
Oct 24	vs. DET	DNP	MIN	MIN	0/32 W 59:58
Oct 25	@ CBJ	5/38 L 60:00	MIN	MIN	DNP
Oct 28	vs. SJS	DNP	MIN	MIN	3/31 L 57:31
Nov 2	@ ARI	DNP	MIN	MIN	4/29 W 60:00
Nov 4	@ DAL	2/15 49:33	MIN	MIN	3/7 L 10:27
Nov 7	vs. WSH	DNP	MIN	MIN	1/25 W 60:00
Nov 10	vs. FLA	DNP	MIN	MIN	2/29 L 58:51
Nov 11	@ MTL	2/29 O 63:08	MIN	MIN	DNP
Nov 14	@ PIT	DNP	MIN	MIN	5/45 O 60:16
Nov 17	@ DET	DNP	MIN	MIN	3/33 L 60:00
Nov 18	vs. CAR	2/32 L 58:57	MIN	MIN	DNP
Nov 20	vs. CBJ	DNP	MIN	MIN	3/29 L 58:47
Nov 22	vs. MIN	3/13 20:00	MIN	MIN	2/19 L 38:48
Nov 24	vs. EDM	DNP	MIN	MIN	1/30 W 60:00
Nov 25	@ MTL	DNP	MIN	MIN	3/26 L 54:38
Nov 28	vs. TBL	DNP	MIN	MIN	2/26 L 55:41
Dec 1	vs. PIT	DNP	MIN	MIN	4/25 L 60:00
Dec 2	@ PIT	4/28 L 59:03	MIN	MIN	DNP
Dec 5	@ COL	DNP	MIN	MIN	2/37 W 60:00
Dec 8	@ CHI	DNP	MIN	MIN	3/51 O 64:52
Dec 10	@ STL	DNP	MIN	MIN	3/45 O 64:06
Dec 12	vs. OTT	DNP	MIN	MIN	2/26 W 59:44
Dec 14	@ PHI	DNP	MIN	MIN	2/27 L 57:58
Dec 15	vs. CAR	5/34 O 62:15	MIN	MIN	DNP
Dec 19	vs. BOS	DNP	MIN	MIN	1/31 L 58:26
Dec 22	vs. PHI	DNP	MIN	MIN	2/35 W 60:00
Dec 23	@ CAR	4/38 L 58:45	MIN	MIN	DNP
Dec 27	@ NYI	DNP	MIN	MIN	3/34 O 60:57
Dec 29	@ NJD	DNP	MIN	MIN	3/38 W 62:32
Jan 1	vs. NYR	DNP	MIN	MIN	3/42 O 62:43
Jan 4	@ MIN	0/10 20:00	MIN	MIN	6/17 L 40:00
Jan 5	@ WPG	4/29 L 57:56	MIN	MIN	DNP
Jan 7	@ PHI	DNP	MIN	MIN	2/27 L 58:40
Jan 9	vs. WPG	3/19 L 37:22	MIN	MIN	3/17 21:07
Jan 11	vs. CBJ	DNP	MIN	1/45 W 60:00	DNP
Jan 18	@ NYR	DNP	MIN	MIN	4/34 L 58:03
Jan 20	vs. DAL	3/13 30:28	MIN	MIN	4/19 L 29:28
Jan 22	@ CGY	1/33 W 61:30	MIN	MIN	DNP
Jan 23	@ EDM	DNP	MIN	MIN	0/33 W 60:00
Jan 25	@ VAN	DNP	MIN	MIN	0/30 W 59:26
Jan 30	vs. NJD	DNP	MIN	MIN	2/27 L 58:29
Feb 1	vs. FLA	4/32 L 59:40	MIN	MIN	DNP
Feb 3	vs. STL	DNP	MIN	MIN	1/33 L 58:06
Feb 6	vs. ANA	DNP	MIN	MIN	4/33 O 58:59
Feb 8	vs. NYI	DNP	MIN	MIN	3/29 W 60:00
Feb 10	@ BOS	2/27 W 60:00	MIN	MIN	DNP
Feb 11	vs. COL	DNP	MIN	MIN	5/27 L 56:29
Feb 13	vs. TBL	3/29 W 60:00	MIN	MIN	DNP
Feb 15	@ OTT	DNP	MIN	MIN	3/36 O 61:13
Feb 17	vs. LAK	0/6 17:30	MIN	MIN	4/30 L 39:44
Feb 19	vs. WSH	2/29 L 58:11	MIN	DND	DNP
Feb 22	@ DET	DNP	MIN	MIN	2/37 W 64:34
Feb 24	@ WSH	DNP	MIN	MIN	4/35 L 59:52
Feb 25	vs. BOS	1/35 W 60:00	MIN	MIN	DNP
Feb 28	@ TBL	1/22 W 61:23	MIN	MIN	DNP
Mar 2	@ FLA	DNP	MIN	MIN	4/30 L 59:55
Mar 5	vs. TOR	3/41 W 60:00	MIN	MIN	DNP
Mar 7	vs. CGY	4/22 L 26:01	MIN	MIN	1/19 33:59
Mar 8	@ OTT	DNP	MIN	MIN	3/40 W 64:28
Mar 10	vs. VGK	DNP	MIN	MIN	1/34 O 65:00
Mar 15	vs. TOR	DNP	MIN	MIN	4/38 L 57:15
Mar 17	vs. CHI	3/37 W 59:50	MIN	DNP	DND
Mar 19	vs. NSH	DNP	MIN	4/32 L 59:36	DND
Mar 21	vs. ARI	2/15 L 26:04	MIN	1/13 30:38	DND
Mar 23	vs. MTL	DND	MIN	1/22 L 58:49	DNP
Mar 24	@ NYR	DND	MIN	1/11 31:15	4/12 L 28:45
Mar 26	@ TOR	2/41 W 60:00	MIN	DND	DNP
Mar 29	vs. DET	3/12 L 19:43	MIN	DND	3/20 40:00
Mar 31	@ NSH	4/36 W 60:00	DNP	DND	DND
Apr 2	@ TOR	5/36 L 59:51	DNP	DND	DND
Apr 4	vs. OTT	3/31 L 58:34	DNP	DND	DND
Apr 6	@ TBL	6/33 L 57:54	DNP	DND	DND
Apr 7	@ FLA	3/12 L 20:00	0/14 38:39	DND	DND





## SEASON IN REVIEW

## Milestones

**Victor Antipin**

1st NHL game ... Oct. 5 vs. Montreal  
1st NHL point (assist) ... Oct. 24 vs. Detroit

**Jack Eichel**

200th NHL game ... March 21 vs. Arizona  
100th NHL assist ... March 31 at Nashville

**Zemgus Girgensons**

300th NHL game ... Dec. 1 vs. Pittsburgh  
100th NHL point ... March 27 at Toronto

**Brendan Guhle**

1st NHL point (assist) ... Jan. 11 vs. Columbus

**Jacob Josefson**

300th NHL game ... Feb. 10 at Boston

**Evander Kane**

500th NHL game ... Oct. 12 at San Jose

**Johan Larsson**

200th NHL game ... Nov. 22 vs. Minnesota

**Robin Lehner**

200th NHL game ... Jan. 18 at NY Rangers

**Jake McCabe**

200th NHL game ... Dec. 29 at New Jersey

**Casey Mittelstadt**

1st NHL game ... March 29 vs. Detroit  
1st NHL point (assist) ... March 29 vs. Detroit  
1st NHL goal ... April 6 at Tampa Bay

**Casey Nelson**

1st NHL goal ... Feb. 11 vs. Colorado

**Jordan Nolan**

300th NHL game ... Oct. 24 vs. Detroit

**Alexander Nylander**

1st NHL goal ... April 6 at Tampa Bay

**Kyle Okposo**

600th NHL game ... Oct. 20 vs. Vancouver

**Ryan O'Reilly**

600th NHL game ... Dec. 10 at St. Louis  
400th NHL point ... Feb. 11 vs. Colorado

**Benoit Pouliot**

600th NHL game ... Feb. 6 vs. Anaheim

**Sam Reinhart**

200th NHL game ... Dec. 15 vs. Carolina  
100th NHL assist ... Jan. 20 vs. Dallas

**Rasmus Ristolainen**

300th NHL game ... Dec. 23 at Carolina  
100th NHL assist ... Jan. 20 vs. Dallas

**Marco Scandella**

400th NHL game ... Dec. 2 at Pittsburgh  
100th NHL point ... Jan. 4 at Minnesota







# Highs, Lows and Streaks SEASON IN REVIEW

## Regular-Season Highs and Lows

### TEAM SCORING

Most Goals Scored - Game	7	3/31 at NSH
Most Goals Scored - Period	5	3/31 at NSH
Most Goals Allowed - Game	7	(3x), Last: 4/6 at TBL
Most Goals Allowed - Period	4	(3x), Last: 1/20 vs. DAL (2nd)
Largest Margin of Victory	5	1/23 at EDM
Largest Margin of Defeat	6	1/20 vs. DAL
Most Power-Play Goals - Game	4	3/31 at NSH
Most Power-Play Opportunities - Game	9	3/31 at NSH
Most Power-Play Goals Against - Game	3	10/14 at LAK
Most Power-Play Opportunities Against - Game	7	2/1 vs. FLA

### SHOOTING

Most Shots Taken - Game	45	10/5 vs. MTL
Most Shots Taken - Period	21	3/24 at NYR (1st)
Fewest Shots Taken - Game	20	(2x), Last: 12/14 at PHI
Fewest Shots Taken - Period	2	2/22 at DET (3rd)
Most Shots Allowed - Game	51	12/8 at CHI
Most Shots Allowed - Period	20	10/20 vs. VAN (2nd)
Fewest Shots Allowed - Game	22	(2x), Last: 2/28 at TBL
Fewest Shots Allowed - Period	2	12/1 vs. PIT (3rd)
Largest Margin of Shots on Goal Favoring the Sabres - Game	21	3/24 at NYR
Largest Margin of Shots on Goal Favoring the Sabres - Period	17	4/7 at FLA (3rd)
Largest Margin of Shots on Goal Favoring the Opponent - Game	23	12/8 at CHI
Largest Margin of Shots on Goal Favoring the Opponent - Period	12	(5x), 1/11 vs. CBJ (3rd)

### PENALTY MINUTES

Most Penalty Minutes - Game	47	2/1 vs. FLA
Fewest Penalty Minutes - Game	0	(2x), Last: 3/19 vs. NSH
Most Opponent Penalty Minutes - Game	40	3/2 at FLA
Fewest Opponent Penalty Minutes - Game	0	3/26 at TOR

### TEAM STREAKS

Longest Winning Streak	3	1/22 at CGY to 1/25 at VAN
Longest Home Winning Streak	2	2/25 vs. BOS to 3/5 vs. TOR
Longest Road Winning Streak	4	1/22 at CGY to 2/10 at BOS
Longest (Regulation) Losing Streak	4	(6x), Last: 4/2 at TOR to 4/7 at FLA
Longest Home (Regulation) Losing Streak	5	3/19 vs. NSH to 4/4 vs. OTT
Longest Road (Regulation) Losing Streak	4	1/4 at MIN to 1/18 at NYR
Longest Unbeaten (Points) Streak	4	12/5 at COL to 12/12 vs. OTT (2-0-2)
Longest Home Unbeaten (Points) Streak	2	(4x), Last: 2/25 vs. BOS to 3/5 vs. TOR (2-0-0)
Longest Road Unbeaten (Points) Streak	6	1/22 at CGY to 2/22 at DET (5-0-1)
Longest Winless Streak	7	11/10 vs. FLA to 11/22 vs. MIN (0-5-2)
Longest Home Winless Streak	5	(2x), 3/19 vs. NSH to 4/4 vs. OTT (0-5-0)
Longest Road Winless Streak	6	11/4 at DAL to 12/2 at PIT (0-4-2)







# Highs, Lows and Streaks SEASON IN REVIEW

## Regular-Season Highs and Lows

### INDIVIDUAL HIGHS FOR A GAME

Most Goals .....	3	..... (2x), Last: Sam Reinhart, 3/31 at NSH
Most Assists .....	5	..... Jack Eichel, 3/31 at NSH
Most Points .....	5	..... Jack Eichel, 3/31 at NSH
Most Penalty Minutes .....	19	..... Evander Kane, 2/1 vs. FLA
Most Shots .....	11	..... (2x), Last: Jack Eichel, 12/15 vs. CAR
Most Goals by Opponent .....	3	..... Nino Niederreiter, 1/4 at MIN
Most Assists by Opponent .....	3	..... (8x), Last: Alex Killorn, 4/6 at TBL
Most Points by Opponent .....	4	..... Evgeny Kuznetsov, 2/24 at WSH
Most Penalty Minutes by Opponent .....	15	..... (3x), Scott Hartnell, 3/31 at NSH
Most Shots by Opponent .....	11	..... Alexander Ovechkin, 2/24 at WSH

### INDIVIDUAL STREAKS

Consecutive Games with Goals .....	2	..... (31 x), Last: Jason Pominville, 4/6 at TBL to 4/7 at FLA
Consecutive Games with Assists .....	5	..... Jack Eichel, 1/7 at PHI to 1/20 vs. DAL
Consecutive Games with Points .....	7	..... Jack Eichel, 1/7 at PHI to 1/23 at EDM





## SEASON IN REVIEW

## October 2017

Oct. 15	Recalled <b>Justin Bailey</b> from Rochester; Placed <b>Zach Bogosian</b> on IR
Oct. 19	Placed <b>Jacob Josefson</b> on IR
Oct. 20	Recalled <b>Taylor Fedun</b> from Rochester
Oct. 21	Recalled <b>Zach Redmond</b> from Rochester; Placed <b>Josh Gorges</b> on IR
Oct. 23	Signed <b>Cliff Pu</b> to a three-year, entry-level contract
Oct. 28	Assigned <b>Taylor Fedun</b> to Rochester
Oct. 30	Assigned <b>Zach Redmond</b> to Rochester
Oct. 31	Recalled <b>Taylor Fedun</b> from Rochester

## November 2017

Nov. 1	Recalled <b>Nicholas Baptiste</b> from Rochester; Activated <b>Justin Falk</b> from IR; Placed <b>Nathan Beaulieu</b> on IR
Nov. 6	Placed <b>Justin Bailey</b> on IR
Nov. 7	Recalled <b>Zach Redmond</b> from Rochester
Nov. 9	Assigned <b>Zach Redmond</b> to Rochester
Nov. 10	Activated <b>Nathan Beaulieu</b> and <b>Josh Gorges</b> from IR; Placed <b>Rasmus Ristolainen</b> on IR
Nov. 13	Activated <b>Justin Bailey</b> from IR; assigned <b>Bailey</b> to Rochester
Nov. 15	Placed <b>Taylor Fedun</b> and <b>Matt Tennyson</b> on IR
Nov. 16	Recalled <b>Kyle Criscuolo</b> and <b>Casey Nelson</b> from Rochester; Assigned <b>Nicholas Baptiste</b> to Rochester
Nov. 17	Activated <b>Evan Rodrigues</b> from IR; Assigned <b>Rodrigues</b> to Rochester
Nov. 22	Activated <b>Jacob Josefson</b> from IR
Nov. 24	Activated <b>Rasmus Ristolainen</b> from IR; Assigned <b>Casey Nelson</b> to Rochester
Nov. 26	Placed <b>Seth Griffith</b> on waivers
Nov. 27	Assigned <b>Seth Griffith</b> to Rochester; Placed <b>Jacob Josefson</b> on IR
Nov. 30	Recalled <b>Linus Ullmark</b> from Rochester; Activated <b>Matt Tennyson</b> ; Placed <b>Tennyson</b> on waivers

## December 2017

Dec. 1	Assigned <b>Matt Tennyson</b> and <b>Linus Ullmark</b> to Rochester; Activated <b>Zach Bogosian</b> from IR
Dec. 2	Recalled <b>Hudson Fasching</b> from Rochester
Dec. 4	Acquired <b>Scott Wilson</b> from Detroit in exchange for a fifth-round pick in the 2019 NHL Draft; Recalled <b>Evan Rodrigues</b> from Rochester; Assigned <b>Kyle Criscuolo</b> to Rochester; Placed <b>Matt Moulson</b> on waivers
Dec. 5	Assigned <b>Matt Moulson</b> to Ontario (AHL)
Dec. 18	Assigned <b>Hudson Fasching</b> to Rochester
Dec. 19	Activated <b>Jacob Josefson</b> from IR

## January 2018

Jan. 5	Activated <b>Taylor Fedun</b> from IR; Assigned <b>Fedun</b> to Rochester
Jan. 8	Recalled <b>Brendan Guhle</b> and <b>Linus Ullmark</b> from Rochester; Placed <b>Victor Antipin</b> on IR
Jan. 10	Placed <b>Jacob Josefson</b> on IR
Jan. 11	Assigned <b>Brendan Guhle</b> and <b>Linus Ullmark</b> to Rochester
Jan. 17	Recalled <b>Casey Nelson</b> from Rochester; Placed <b>Zach Bogosian</b> on IR
Jan. 18	Activated <b>Victor Antipin</b> from IR
Jan. 19	Recalled <b>Nicholas Baptiste</b> from Rochester
Jan. 23	Recalled <b>Matt Tennyson</b> from Rochester; Placed <b>Nathan Beaulieu</b> on IR
Jan. 26	Assigned <b>Matt Tennyson</b> to Rochester

## February 2018

Feb. 1	Activated <b>Jacob Josefson</b> from IR
Feb. 3	Activated <b>Nathan Beaulieu</b> from IR; Assigned <b>Nicholas Baptiste</b> to Rochester
Feb. 11	Recalled <b>Nicholas Baptiste</b> from Rochester; Placed <b>Jake McCabe</b> on IR
Feb. 19	Recalled <b>Linus Ullmark</b> from Rochester; Placed <b>Jack Eichel</b> on IR; Assigned <b>Ullmark</b> to Rochester
Feb. 26	Acquired <b>Danny O'Regan</b> , a conditional first-round pick in the 2019 NHL Draft and a conditional fourth-round pick in the 2019 NHL Draft from the San Jose Sharks in exchange for <b>Evander Kane</b> ; Assigned <b>O'Regan</b> to Rochester
Feb. 27	Recalled <b>Seth Griffith</b> from Rochester







# SEASON IN REVIEW

## March 2018

- March 4** Recalled **Kyle Crisculo** and **Brendan Guhle** from Rochester
- March 6** Recalled **Danny O'Regan** from Rochester
- March 9** Recalled **Justin Bailey** from Rochester
- March 11** Assigned **Justin Bailey** and **Danny O'Regan** to Rochester
- March 13** Recalled **Justin Bailey** and **Linus Ullmark** from Rochester
- March 17** Activated **Jack Eichel** from IR
- March 18** Assigned **Justin Bailey** to Rochester
- March 19** Recalled **Justin Bailey** from Rochester
- March 22** Assigned **Seth Griffith** to Rochester
- March 25** Signed **Will Borgen** to a three-year, entry-level contract
- March 26** Assigned **Justin Bailey** to Rochester
- March 27** Signed **Casey Mittelstadt** to a three-year, entry-level contract
- March 30** Recalled **Adam Wilcox** from Rochester
- March 31** Assigned **Kyle Crisculo** to Rochester

## April 2018

- April 2** Recalled **Matt Tennyson** from Rochester
- April 3** Recalled **Alexander Nylander** and **Kevin Porter** from Rochester





## SEASON IN REVIEW

## Man Games Lost

PLAYER	TOTAL NUMBER OF GAMES LOST	INJURY	DATE	NUMBER OF GAMES
Antipin, Victor	14	Illness	Dec. 29 – Jan. 22	10 games
		Concussion	April 2 – April 7	4 games
Bailey, Justin	5	Lower Body	Nov. 2 – Nov. 11	5 games
Beaulieu, Nathan	21	Upper Body	Oct. 21 – Nov. 7	7 games
		Illness	Dec. 5 – Dec. 14	5 games
		Illness	Jan. 18 – Jan. 20	2 games
		Upper Body	Jan. 23 – Feb. 1	4 games
		Upper Body	March 23 – March 24	2 games
		Illness	April 2	1 game
Bogosian, Zach	64	Lower Body	Oct. 5 – Nov. 28	25 games
		Hip	Jan. 11 – April 7	39 games
Criscuolo, Kyle	11	Upper Body	March 7 – March 29	11 games
Eichel, Jack	15	High-Ankle Sprain	Feb. 11 – March 15	15 games
Falk, Justin	12	Undisclosed	Oct. 5 – Oct. 28	12 games
Fedun, Taylor	22	Lower Body	Nov. 17 – Jan. 4	22 games
Girgensons, Zemgus	9	Undisclosed	Oct. 20 – Oct. 24	3 games
		Illness	Feb. 10	1 game
		Undisclosed	March 19 – March 21	2 games
		Face	April 4 – April 7	3 games
Gorges, Josh	12	Lower Body	Oct. 20 – Nov. 10	9 games
		Illness	Jan. 22 – Jan. 25	3 games
Griffith, Seth	3	Upper Body	March 8 – March 15	3 games
Guhle, Brendan	1	Upper Body	April 2	1 game
Johnson, Chad	2	Undisclosed	March 23 – March 24	2 games
Josefson, Jacob	43	Lower Body	Oct. 17 – Nov. 20	15 games
		Lower Body	Nov. 28 – Dec. 15	9 games
		Lower Body	Jan. 11 – Jan. 30	7 games
		Lower Body	March 17 – April 7	12 games
Lehner, Robin	9	Lower Body	Feb. 19	1 game
		Undisclosed	March 17 – March 21	3 games
		Lower Body	March 31 – April 7	5 games
McCabe, Jake	29	Shoulder	Feb. 8 – April 7	29 games







# SEASON IN REVIEW

## Man Games Lost

PLAYER	TOTAL NUMBER OF GAMES LOST	INJURY	DATE	NUMBER OF GAMES
Nelson, Casey	1	Lower Body	March 17	1 game
Okposo, Kyle	5	Illness Concussion	Oct. 14 – Oct. 15 March 10 – March 17	2 games 3 games
Ristolainen, Rasmus	9	Upper Body	Nov. 4 – Nov. 22	9 games
Rodrigues, Evan	23	Hand Upper Body	Oct. 5 – Nov. 14 March 2 – March 10	18 games 5 games
Tennyson, Matt	11	Foot	Nov. 7 – Nov. 28	11 games
Ullmark, Linus	7	Concussion	March 26 – April 7	7 games
<b>TOTAL</b>				<b>328 man games lost</b>





# 2017-18 Game Vignettes SEASON IN REVIEW

## Thu | October 5 MTL 3 @ BUF 2 (SO)



**Goals:** Pominville (2)  
**Goalie:** Lehner (38 saves/40 shots)  
**Special Teams:** PP: 1/5; PK: 4/4  
**Shots:** Buffalo 45 – Montreal 40  
**TOI Leader:** Ristolainen (26:58)  
**Man Games Lost:** 3

## Tue | October 17 BUF 4 @ VGK 5 (OT)



**Goals:** O'Reilly (2), Reinhart, Kane  
**Goalie:** Johnson (26 saves/31 shots)  
**Special Teams:** PP: 3/5; PK: 4/5  
**Shots:** Buffalo 34 – Vegas 31  
**TOI Leader:** Ristolainen (28:46)  
**Man Games Lost:** 24

## Sat | October 7 BUF 3 @ NYI 6



**Goals:** Kane (2), Eichel  
**Goalie:** Lehner (12 saves/16 shots)/  
 Johnson (15 saves/16 shots); 1 ENG  
**Special Teams:** PP: 0/4; PK: 3/3  
**Shots:** NY Islanders 33 – Buffalo 29  
**TOI Leader:** Ristolainen (24:27)  
**Man Games Lost:** 6

## Fri | October 20 VAN 4 @ BUF 2



**Goals:** Bailey, Eichel  
**Goalie:** Johnson (37 saves/40 shots)  
**Special Teams:** PP: 0/3; PK: 4/4  
**Shots:** Vancouver 41 – Buffalo 22  
**TOI Leader:** Ristolainen (28:37)  
**Man Games Lost:** 30

## Mon | October 9 NJD 6 @ BUF 2



**Goals:** Kane (2)  
**Goalie:** Johnson (16 saves/22 shots)/  
 Lehner (9 saves/9 shots)  
**Special Teams:** PP: 1/4; PK: 4/4  
**Shots:** New Jersey 31 – Buffalo 25  
**TOI Leader:** Ristolainen (26:37)  
**Man Games Lost:** 9

## Sat | October 21 BUF 5 @ BOS 4 (OT)



**Goals:** Pominville, Eichel, Pouliot, Kane,  
 O'Reilly  
**Goalie:** Lehner (27 saves/31 shots)  
**Special Teams:** PP: 0/2; PK: 2/3;  
**Shots:** Buffalo 42 – Boston 31  
**TOI Leader:** Ristolainen (29:40)  
**Man Games Lost:** 37

## Thu | October 12 BUF 2 @ SJS 3



**Goals:** Pominville (2)  
**Goalie:** Lehner (23 saves/26 shots)  
**Special Teams:** PP: 0/3; PK: 2/3  
**Shots:** San Jose 26 – Buffalo 25  
**TOI Leader:** Ristolainen (26:56)  
**Man Games Lost:** 12

## Tue | October 24 DET 0 @ BUF 1



**Goals:** Pouliot  
**Goalie:** Lehner (32 saves/32 shots)  
**Special Teams:** PP: 0/4; PK: 2/2  
**Shots:** Buffalo 32 – Detroit 32  
**TOI Leader:** Ristolainen (29:25)  
**Man Games Lost:** 44

## Sat | October 14 BUF 2 @ LAK 4



**Goals:** Girgensons, Eichel  
**Goalie:** Lehner (26 saves/29 shots); 1 ENG  
**Special Teams:** PP: 0/3; PK: 0/3  
**Shots:** Los Angeles 30 – Buffalo 25  
**TOI Leader:** Ristolainen (28:12)  
**Man Games Lost:** 16

## Wed | October 25 BUF 1 @ CBJ 5



**Goals:** Griffith  
**Goalie:** Johnson (33 saves/38 shots)  
**Special Teams:** PP: 0/1; PK: 1/2  
**Shots:** Columbus 38 – Buffalo 35  
**TOI Leader:** Ristolainen (25:45)  
**Man Games Lost:** 50

## Sun | October 15 BUF 3 @ ANA 1



**Goals:** Bailey, Reinhart, Larsson  
**Goalie:** Johnson (25 saves/26 shots)  
**Special Teams:** PP: 0/3; PK: 4/4  
**Shots:** Buffalo 31 – Anaheim 26  
**TOI Leader:** Ristolainen (26:50)  
**Man Games Lost:** 20

## Sat | October 28 SJS 3 @ BUF 2



**Goals:** O'Reilly, Pominville  
**Goalie:** Lehner (28 saves/31 shots)  
**Special Teams:** PP: 1/5; PK: 3/3  
**Shots:** Buffalo 33 – San Jose 31  
**TOI Leader:** Ristolainen (26:25)  
**Man Games Lost:** 56





# 2017-18 Game Vignettes SEASON IN REVIEW

## Thu | November 2 BUF 5 @ ARI 4



**Goals:** Pouliot (2), Okposo, Griffith, Kane  
**Goalie:** Lehner (25 saves/29 shots)  
**Special Teams:** PP: 0/2; PK: 2/2  
**Shots:** Buffalo 31 – Arizona 29  
**TOI Leader:** Scandella (27:00)  
**Man Games Lost:** 62

## Fri | November 17 BUF 1 @ DET 3



**Goals:** O'Reilly  
**Goalie:** Lehner (30 saves/33 shots)  
**Special Teams:** PP: 0/2; PK: 5/5  
**Shots:** Detroit 33 – Buffalo 20  
**TOI Leader:** Scandella (24:02)  
**Man Games Lost:** 100

## Sat | November 4 BUF 1 @ DAL 5



**Goals:** O'Reilly  
**Goalie:** Lehner (4 saves/7 shots); Johnson (13 saves/15 shots)  
**Special Teams:** PP: 0/4; PK: 0/1  
**Shots:** Buffalo 28 – Dallas 22  
**TOI Leader:** Scandella (23:15)  
**Man Games Lost:** 69

## Sat | November 18 CAR 3 @ BUF 1



**Goals:** Kane  
**Goalie:** Johnson (30 saves/32 shots); 1 ENG  
**Special Teams:** PP: 0/2; PK: 4/4  
**Shots:** Carolina 33 – Buffalo 25  
**TOI Leader:** Scandella (23:34)  
**Man Games Lost:** 105

## Tue | November 7 WSH 1 @ BUF 3



**Goals:** Kane (2), Pouliot  
**Goalie:** Lehner (24 saves/25 shots)  
**Special Teams:** PP: 0/4; PK: 1/1  
**Shots:** Buffalo 32 – Washington 25  
**TOI Leader:** Scandella (26:34)  
**Man Games Lost:** 77

## Mon | November 20 CBJ 3 @ BUF 2



**Goals:** Reinhart, Kane  
**Goalie:** Lehner (26 saves/29 shots)  
**Special Teams:** PP: 0/3; PK: 1/1  
**Shots:** Buffalo 32 – Columbus 29  
**TOI Leader:** Scandella (22:00)  
**Man Games Lost:** 110

## Fri | November 10 FLA 4 @ BUF 1



**Goals:** Okposo  
**Goalie:** Lehner (27 saves/29 shots); 2 ENG  
**Special Teams:** PP: 1/2; PK: 3/3  
**Shots:** Florida 31 – Buffalo 25  
**TOI Leader:** Scandella (24:38)  
**Man Games Lost:** 84

## Wed | November 22 MIN 5 @ BUF 4



**Goals:** Nolan (2), Eichel, Reinhart  
**Goalie:** Johnson (10 saves/13 shots); Lehner (17 saves/19 shots)  
**Special Teams:** PP: 0/3; PK: 1/3  
**Shots:** Buffalo 34 – Minnesota 32  
**TOI Leader:** Scandella (24:07)  
**Man Games Lost:** 114

## Sat | November 11 BUF 1 @ MTL 2 (OT)



**Goals:** O'Reilly  
**Goalie:** Johnson (27 saves/29 shots)  
**Special Teams:** PP: 1/3; PK: 0/1  
**Shots:** Buffalo 35 – Montreal 29  
**TOI Leader:** Scandella (25:11)  
**Man Games Lost:** 90

## Fri | November 24 EDM 1 @ BUF 3



**Goals:** Josefson, Eichel, Okposo  
**Goalie:** Lehner (29 saves/30 shots)  
**Special Teams:** PP: 0/3; PK: 3/3  
**Shots:** Buffalo 31 – Edmonton 30  
**TOI Leader:** Ristolainen (27:32)  
**Man Games Lost:** 117

## Tue | November 14 BUF 4 @ PIT 5 (OT)



**Goals:** Kane, Reinhart, Eichel, Pouliot  
**Goalie:** Lehner (40 saves/45 shots)  
**Special Teams:** PP: 2/3; PK: 4/5  
**Shots:** Pittsburgh 45 – Buffalo 32  
**TOI Leader:** Scandella (26:34)  
**Man Games Lost:** 95

## Sat | November 25 BUF 0 at MTL 3




**Goals:** N/A  
**Goalie:** Lehner (23 saves/26 shots)  
**Special Teams:** PP: 0/2; PK: 1/2  
**Shots:** Buffalo 36 – Montreal 26  
**TOI Leader:** Ristolainen (25:49)  
**Man Games Lost:** 120






# 2017-18 Game Vignettes SEASON IN REVIEW


## Tue | November 28 TBL 2 @ BUF 0

 **Goals:** N/A  
**Goalie:** Lehner (24 saves/26 shots)  
**Special Teams:** PP: 0/3; PK: 2/3  
**Shots:** Buffalo 34 – Tampa Bay 26  
**TOI Leader:** O'Reilly (26:00)  
**Man Games Lost:** 124


## Tue | December 12 OTT 2 @ BUF 3

 **Goals:** Pouliot, Okposo, Kane  
**Goalie:** Lehner (24 saves/26 shots)  
**Special Teams:** PP: 1/2; PK: 3/3  
**Shots:** Ottawa 26 – Buffalo 25  
**TOI Leader:** Ristolainen (22:31)  
**Man Games Lost:** 140

## Fri | December 1 PIT 4 @ BUF 0

 **Goals:** N/A  
**Goalie:** Lehner (21 saves/25 shots)  
**Special Teams:** PP: 0/4; PK: 1/1  
**Shots:** Buffalo 34 – Pittsburgh 25  
**TOI Leader:** Ristolainen (22:35)  
**Man Games Lost:** 126

## Thu | December 14 BUF 1 @ PHI 2

 **Goals:** O'Reilly  
**Goalie:** Lehner (25 saves/27 shots)  
**Special Teams:** PP: 0/1; PK: 2/2  
**Shots:** Philadelphia 27 – Buffalo 20  
**TOI Leader:** Scandella (23:10)  
**Man Games Lost:** 143


## Sat | December 2 BUF 1 @ PIT 5

 **Goals:** Pominville  
**Goalie:** Johnson (24 saves/28 shots); 1 ENG  
**Specials Teams:** PP: 0/4; PK: 5/6  
**Shots:** Buffalo 33 – Pittsburgh 29  
**TOI Leader:** Ristolainen (28:11)  
**Man Games Lost:** 128


## Fri | December 15 CAR 5 @ BUF 4 (OT)

 **Goals:** Eichel (3), McCabe  
**Goalie:** Johnson (29 saves/34 shots)  
**Special Teams:** PP: 0/2; PK: 2/2  
**Shots:** Buffalo 41 – Carolina 34  
**TOI Leader:** Ristolainen (26:25)  
**Man Games Lost:** 145


## Tue | December 5 BUF 4 @ COL 2

 **Goals:** Pouliot, McCabe, Kane, Eichel  
**Goalie:** Lehner (35 saves/37 shots)  
**Special Teams:** PP: 0/3; PK: 4/6  
**Shots:** Colorado 37 – Buffalo 35  
**TOI Leader:** Ristolainen (30:42)  
**Man Games Lost:** 131


## Tue | December 19 BOS 3 @ BUF 0

 **Goals:** N/A  
**Goalie:** Lehner (30 saves/31 shots); 2 ENG  
**Special Teams:** PP: 0/1; PK: 2/2  
**Shots:** Buffalo 36 – Boston 33  
**TOI Leader:** Ristolainen (24:34)  
**Man Games Lost:** 146


## Fri | December 8 BUF 2 @ CHI 3 (OT)

 **Goals:** Pominville, Okposo  
**Goalie:** Lehner (48 saves/51 shots)  
**Special Teams:** PP: 1/3; PK: 3/4  
**Shots:** Chicago 51 – Buffalo 28  
**TOI Leader:** Ristolainen (31:44)  
**Man Games Lost:** 134


## Fri | December 22 PHI 2 @ BUF 4

 **Goals:** Eichel (2), O'Reilly, Kane  
**Goalie:** Lehner (33 saves/35 shots)  
**Special Teams:** PP: 0/2; PK: 4/5  
**Shots:** Buffalo 37 – Philadelphia 35  
**TOI Leader:** Scandella (29:10)  
**Man Games Lost:** 147

## Sun | December 10 BUF 2 @ STL 3 (OT)

 **Goals:** Rodrigues (2)  
**Goalie:** Lehner (42 saves/45 shots)  
**Special Teams:** PP: 1/4; PK: 3/3  
**Shots:** St. Louis 45 – Buffalo 24  
**TOI Leader:** Ristolainen (29:17)  
**Man Games Lost:** 137

## Sat | December 23 BUF 2 @ CAR 4


 **Goals:** Beaulieu, Girgensons  
**Goalie:** Johnson (34 saves/38 shots)  
**Special Teams:** PP: 0/2; PK: 3/4  
**Shots:** Carolina 38 – Buffalo 22  
**TOI Leader:** Ristolainen (25:48)  
**Man Games Lost:** 148






# 2017-18 Game Vignettes SEASON IN REVIEW


## Wed | December 27 | BUF 2 @ NYI 3 (OT)

 **Goals:** Girgensons, Okposo  
**Goalie:** Lehner (31 saves/34 shots)  
**Special Teams:** PP: 0/4; PK: 2/2  
**Shots:** Buffalo 37 – NY Islanders 34  
**TOI Leader:** Ristolainen (27:12)  
**Man Games Lost:** 149


## Tue | January 9 | WPG 7 @ BUF 4

 **Goals:** Eichel (2), O'Reilly, Pominville  
**Goalie:** Lehner (14 saves/17 shots); Johnson (16 saves/19 shots); 1 ENG  
**Special Teams:** PP: 1/3; PK: 2/4  
**Shots:** Winnipeg 37 – Buffalo 34  
**TOI Leader:** Ristolainen (27:07)  
**Man Games Lost:** 158


## Fri | December 29 | BUF 4 @ NJD 3 (OT)

 **Goals:** Eichel (2), Josefson, Ristolainen  
**Goalie:** Lehner (35 saves/38 shots)  
**Special Teams:** PP: 1/3; PK: 1/2  
**Shots:** New Jersey 38 – Buffalo 29  
**TOI Leader:** Ristolainen (25:52)  
**Man Games Lost:** 151


## Thu | January 11 | CBJ 1 @ BUF 3

 **Goals:** Pouliot, Okposo, Eichel  
**Goalie:** Ullmark (44 saves/45 shots)  
**Special Teams:** PP: 0/0; PK: 0/1  
**Shots:** Columbus 45 – Buffalo 29  
**TOI Leader:** Scandella (28:36)  
**Man Games Lost:** 161


## Mon | January 1 | NYR 3 @ BUF 2 (OT)

 **Goals:** Reinhart, Ristolainen  
**Goalie:** Lehner (39 saves/42 shots)  
**Special Teams:** PP: 1/5; PK: 2/3  
**Shots:** NY Rangers 42 – Buffalo 33  
**TOI Leader:** Ristolainen (26:00)  
**Man Games Lost:** 153


## Thu | January 18 | BUF 3 @ NYR 4

 **Goals:** Okposo, Falk, Ristolainen  
**Goalie:** Lehner (30 saves/34 shots)  
**Special Teams:** PP: 2/4; PK: 2/2  
**Shots:** Buffalo 37 – NY Rangers 34  
**TOI Leader:** Ristolainen (26:18)  
**Man Games Lost:** 165


## Thu | January 4 | BUF 2 @ MIN 6

 **Goals:** Reinhart, Kane  
**Goalie:** Lehner (11 saves/17 shots); Johnson (10 saves/10 shots)  
**Special Teams:** PP: 0/3; PK: 2/3  
**Shots:** Buffalo 31 – Minnesota 27  
**TOI Leader:** Bogosian (25:32)  
**Man Games Lost:** 155


## Sat | January 20 | DAL 7 @ BUF 1

 **Goals:** Reinhart  
**Goalie:** Lehner (15 saves/19 shots); Johnson (10 saves/13 shots)  
**Special Teams:** PP: 1/4; PK: 1/2  
**Shots:** Dallas 32 – Buffalo 27  
**TOI Leader:** Ristolainen (23:51)  
**Man Games Lost:** 169


## Fri | January 5 | BUF 3 @ WPG 4

 **Goals:** Scandella, Larsson, Wilson  
**Goalie:** Johnson (25 saves/29 shots)  
**Special Teams:** PP: 0/5; PK: 2/4  
**Shots:** Buffalo 29 – Winnipeg 29  
**TOI Leader:** Ristolainen (26:24)  
**Man Games Lost:** 156

## Mon | January 22 | BUF 2 @ CGY 1 (OT)

 **Goals:** Wilson, Eichel  
**Goalie:** Johnson (32 saves/33 shots)  
**Special Teams:** PP: 0/3; PK: 2/3  
**Shots:** Buffalo 33 – Calgary 33  
**TOI Leader:** Ristolainen (32:26)  
**Man Games Lost:** 173

## Sun | January 7 | BUF 1 @ PHI 4

 **Goals:** O'Reilly  
**Goalie:** Lehner (25 saves/27 shots); 2 ENG  
**Special Teams:** PP: 1/3; PK: 2/3  
**Shots:** Buffalo 31 – Philadelphia 29  
**TOI Leader:** Ristolainen (25:17)  
**Man Games Lost:** 157

## Tue | January 23 | BUF 5 @ EDM 0

 **Goals:** O'Reilly (2), Reinhart, Girgensons, Eichel  
**Goalie:** Lehner (33 saves/33 shots)  
**Special Teams:** PP: 3/4; PK: 2/2  
**Shots:** Buffalo 34 – Edmonton 33  
**TOI Leader:** Ristolainen (24:26)  
**Man Games Lost:** 177





# 2017-18 Game Vignettes SEASON IN REVIEW

## Thu | January 25 | BUF 4 @ VAN 0



**Goals:** Reinhart, Baptiste, Okposo, Larsson  
**Goalie:** Lehner (30 saves/30 shots)  
**Special Teams:** PP: 1/3; PK: 2/2  
**Shots:** Vancouver 30 – Buffalo 26  
**TOI Leader:** Ristolainen (26:12)  
**Man Games Lost:** 181

## Sat | February 10 | BUF 4 @ BOS 2



**Goals:** Kane, Wilson, Pouliot, Ristolainen  
**Goalie:** Johnson (25 saves/27 shots)  
**Special Teams:** PP: 0/1; PK: 4/4  
**Shots:** Buffalo 28 – Boston 27  
**TOI Leader:** Ristolainen (27:03)  
**Man Games Lost:** 193

## Tue | January 30 | NJD 3 @ BUF 1



**Goals:** McCabe  
**Goalie:** Lehner (25 saves/27 shots); 1 ENG  
**Special Teams:** PP: 1/4; PK: 0/0  
**Shots:** New Jersey 28 – Buffalo 28  
**TOI Leader:** Ristolainen (27:14)  
**Man Games Lost:** 184

## Sun | February 11 | COL 5 @ BUF 4



**Goals:** Pouliot, Nelson, O'Reilly, Kane  
**Goalie:** Lehner (22 saves/27 shots)  
**Special Team:** PP: 1/5; PK: 4/5  
**Shots:** Buffalo 32 – Colorado 27  
**TOI Leader:** O'Reilly (26:48)  
**Man Games Lost:** 196

## Thu | February 1 | FLA 4 @ BUF 2



**Goals:** O'Reilly, Girgensons  
**Goalie:** Johnson (28 saves/32 shots)  
**Special Teams:** PP: 1/3; PK: 5/7  
**Shots:** Buffalo 32 – Florida 32  
**TOI Leader:** Ristolainen (27:24)  
**Man Games Lost:** 186

## Tue | February 13 | TBL 3 @ BUF 5



**Goals:** Reinhart (2), Baptiste, Wilson, O'Reilly  
**Goalie:** Johnson (26 saves/29 shots)  
**Special Teams:** PP: 2/3; PK: 4/5  
**Shots:** Buffalo 33 – Tampa Bay 29  
**TOI Leader:** Ristolainen (28:26)  
**Man Games Lost:** 199

## Sat | February 3 | STL 1 @ BUF 0



**Goals:** N/A  
**Goalie:** Lehner (32 saves/33 shots)  
**Special Teams:** PP: 0/4; PK: 1/1  
**Shots:** St. Louis 33 – Buffalo 27  
**TOI Leader:** Ristolainen (27:23)  
**Man Games Lost:** 187

## Thu | February 15 | BUF 2 @ OTT 3 (OT)



**Goals:** Wilson, Rodrigues  
**Goalie:** Lehner (33 saves/36 shots)  
**Special Teams:** PP: 0/2; PK: 4/4  
**Shots:** Ottawa 36 – Buffalo 25  
**TOI Leader:** Ristolainen (28:18)  
**Man Games Lost:** 202

## Tue | February 6 | ANA 4 @ BUF 3 (OT)



**Goals:** Girgensons, Eichel, O'Reilly  
**Goalie:** Lehner (29 saves/33 shots)  
**Special Teams:** PP: 1/2; PK: 2/3  
**Shots:** Buffalo 33 – Anaheim 33  
**TOI Leader:** Ristolainen (32:39)  
**Man Games Lost:** 188

## Sat | February 17 | LAK 4 @ BUF 2



**Goals:** Scandella, Ristolainen  
**Goalie:** Lehner (26 saves/30 shots)/  
 Johnson (6 saves/6 shots)  
**Special Teams:** PP: 0/2; PK: 2/2  
**Shots:** Los Angeles 36 – Buffalo 35  
**TOI Leader:** Scandella (26:12)  
**Man Games Lost:** 205

## Thu | February 8 | NYI 3 @ BUF 4



**Goals:** Eichel, Rodrigues, O'Reilly, Reinhart  
**Goalie:** Lehner (26 saves/29 shots)  
**Special Teams:** PP: 1/2; PK: 2/3  
**Shots:** NY Islanders 29 – Buffalo 22  
**TOI Leader:** Ristolainen (27:37)  
**Man Games Lost:** 190

## Mon | February 19 | WSH 3 @ BUF 2



**Goals:** Okposo, Kane  
**Goalie:** Johnson (27 saves/29 shots); 1 ENG  
**Special Teams:** PP: 0/3; PK: 1/1  
**Shots:** Buffalo 34 – Washington 30  
**TOI Leader:** Ristolainen (27:12)  
**Man Games Lost:** 209





# 2017-18 Game Vignettes SEASON IN REVIEW

## Thu | February 22 | BUF 3 @ DET 2 (OT)



**Goals:** Ristolainen, Kane, Scandella  
**Goalie:** Lehner (35 saves/37 shots)  
**Special Teams:** PP: 1/3; PK: 2/3  
**Shots:** Detroit 37 – Buffalo 30  
**TOI Leader:** Scandella (28:28)  
**Man Games Lost:** 212

## Wed | March 7 | CGY 5 @ BUF 1



**Goals:** Nelson  
**Goalie:** Johnson (18 saves/22 shots)/  
 Lehner (18 saves/19 shots)  
**Special Teams:** PP: 0/3; PK: 1/2  
**Shots:** Calgary 41 – Buffalo 26  
**TOI Leader:** Ristolainen (22:57)  
**Man Games Lost:** 234

## Sat | February 24 | BUF 1 @ WSH 5



**Goals:** Reinhart  
**Goalie:** Lehner (31 saves/35 shots); 1 ENG  
**Special Teams:** PP: 0/2; PK: 0/1  
**Shots:** Washington 36 – Buffalo 29  
**TOI Leader:** Ristolainen (24:00)  
**Man Games Lost:** 215

## Thu | March 8 | BUF 4 @ OTT 3 (SO)



**Goals:** Scandella, Reinhart, Wilson;  
 GDG-Josefson  
**Goalie:** Lehner (37 saves/40 shots)  
**Special Teams:** PP: 0/3; PK: 4/4  
**Shots:** Ottawa 40 – Buffalo 34  
**TOI Leader:** Ristolainen (31:52)  
**Man Games Lost:** 240

## Sun | February 25 | BOS 1 @ BUF 4



**Goals:** Pouliot, Okposo, Rodrigues, Scandella  
**Goalie:** Johnson (34 saves/35 shots)  
**Special Teams:** PP: 1/5; PK: 4/4  
**Shots:** Boston 35 – Buffalo 24  
**TOI Leader:** Ristolainen (28:07)  
**Man Games Lost:** 218

## Sat | March 10 | VGK 2 @ BUF 1 (SO)



**Goals:** Bailey  
**Goalie:** Lehner (33 saves/34 shots)  
**Special Teams:** PP: 0/2; PK: 2/2  
**Shots:** Vegas 34 – Buffalo 32  
**TOI Leader:** Ristolainen (29:20)  
**Man Games Lost:** 247

## Wed | February 28 | BUF 2 @ TBL 1 (OT)



**Goals:** Rodrigues, Pominville  
**Goalie:** Johnson (21 saves/22 shots)  
**Special Teams:** PP: 1/4; PK: 1/1  
**Shots:** Buffalo 34 – Tampa Bay 22  
**TOI Leader:** Ristolainen (28:28)  
**Man Games Lost:** 221

## Thu | March 15 | TOR 5 @ BUF 2



**Goals:** Reinhart, Pominville  
**Goalie:** Lehner (34 saves/38 shots); 1 ENG  
**Special Teams:** PP: 2/5; PK: 2/3  
**Shots:** Buffalo 40 – Toronto 39  
**TOI Leader:** Ristolainen (27:11)  
**Man Games Lost:** 253

## Fri | March 2 | BUF 1 @ FLA 4



**Goals:** Reinhart  
**Goalie:** Lehner (26 saves/30 shots)  
**Special Teams:** PP: 0/3; PK: 3/3  
**Shots:** Florida 30 – Buffalo 25  
**TOI Leader:** Nelson (24:13)  
**Man Games Lost:** 225

## Sat | March 17 | CHI 3 @ BUF 5



**Goals:** Baptiste (2), Pouliot, O'Reilly, Reinhart  
**Goalie:** Johnson (34 saves/37 shots)  
**Special Teams:** PP: 1/4; PK: 2/2  
**Shots:** Chicago 37 – Buffalo 32  
**TOI Leader:** O'Reilly (24:42)  
**Man Games Lost:** 259

## Mon | March 5 | TOR 3 @ BUF 5



**Goals:** Reinhart, Pominville, Girgensons,  
 O'Reilly, Larsson  
**Goalie:** Johnson (38 saves/41 shots)  
**Special Teams:** PP: 1/2; PK: 0/2  
**Shots:** Toronto 41 – Buffalo 24  
**TOI Leader:** Ristolainen (25:52)  
**Man Games Lost:** 229

## Mon | March 19 | NSH 4 @ BUF 0



**Goals:** N/A  
**Goalie:** Ullmark (28 saves/32 shots)  
**Special Teams:** PP: 0/2; PK: 0/0  
**Shots:** Buffalo 35 – Nashville 32  
**TOI Leader:** Ristolainen (24:43)  
**Man Games Lost:** 266





# 2017-18 Game Vignettes SEASON IN REVIEW

## Wed | March 21 | ARI 4 @ BUF 1



**Goals:** Nolan  
**Goalie:** Johnson (13 saves/15 shots) / Ullmark (12 saves/13 shots); 1 ENG  
**Special Teams:** PP: 0/4; PK: 1/3  
**Shots:** Buffalo 30 – Arizona 29  
**TOI Leader:** Ristolainen (26:22)  
**Man Games Lost:** 272

## Fri | March 23 | MTL 3 @ BUF 0



**Goals:** N/A  
**Goalie:** Ullmark (21 saves/22 shots); 2 ENG  
**Special Teams:** PP: 0/2; PK: 2/2  
**Shots:** Buffalo 35 – Montreal 24  
**TOI Leader:** Ristolainen (26:36)  
**Man Games Lost:** 278

## Sat | March 24 | BUF 1 @ NYR 5



**Goals:** Reinhart  
**Goalie:** Lehner (8 saves/12 shots) / Ullmark (10 saves/11 shots)  
**Special Teams:** PP: 1/3; PK: 1/3  
**Shots:** Buffalo 44 – NY Rangers 23  
**TOI Leader:** Ristolainen (25:34)  
**Man Games Lost:** 284

## Mon | March 26 | BUF 3 @ TOR 2



**Goals:** Eichel (2), Nelson  
**Goalie:** Johnson (39 saves/41 shots)  
**Special Teams:** PP: 0/0; PK: 0/1  
**Shots:** Toronto 41 – Buffalo 27  
**TOI Leader:** Ristolainen (26:29)  
**Man Games Lost:** 289

## Thu | March 29 | DET 6 @ BUF 3



**Goals:** Eichel, O'Reilly, Rodrigues  
**Goalie:** Lehner (17 saves/20 shots) / Johnson (9 saves/12 shots)  
**Special Teams:** PP: 1/4; PK: 5/5  
**Shots:** Detroit 32 – Buffalo 32  
**TOI Leader:** Ristolainen (27:53)  
**Man Games Lost:** 294

## Sat | March 31 | BUF 7 @ NSH 4



**Goals:** Reinhart (3), Okposo (2), Pominville, O'Reilly  
**Goalie:** Johnson (32 saves/36 shots)  
**Special Teams:** PP: 4/9; PK: 3/4  
**Shots:** Nashville 36 – Buffalo 36  
**TOI Leader:** Ristolainen (28:05)  
**Man Games Lost:** 299

## Mon | April 2 | BUF 2 @ TOR 5



**Goals:** Reinhart, Pominville  
**Goalie:** Johnson (31 saves/36 shots)  
**Special Teams:** PP: 2/5; PK: 1/3  
**Shots:** Toronto 36 – Buffalo 34  
**TOI Leader:** Ristolainen (26:00)  
**Man Games Lost:** 307

## Wed | April 4 | OTT 4 @ BUF 2



**Goals:** O'Reilly, Okposo  
**Goalie:** Johnson (28 saves/31 shots); 1 ENG  
**Special Teams:** PP: 0/3; PK: 1/1  
**Shots:** Buffalo 34 – Ottawa 32  
**TOI Leader:** Ristolainen (25:23)  
**Man Games Lost:** 314

## Fri | April 6 | BUF 5 @ TBL 7



**Goals:** Mittelstadt, Nylander, Pominville, Nolan, Okposo  
**Goalie:** Johnson (27 saves/33 shots); 1 ENG  
**Special Teams:** PP: 2/5; PK: 3/3  
**Shots:** Tampa Bay 34 – Buffalo 32  
**TOI Leader:** Ristolainen (26:52)  
**Man Games Lost:** 321

## Sat | April 7 | BUF 3 @ FLA 4



**Goals:** Pominville, Reinhart, O'Reilly  
**Goalie:** Johnson (9 saves/12 shots) / Wilcox (14 saves/14 shots); 1 ENG  
**Special Teams:** PP: 1/3; PK: 2/3  
**Shots:** Buffalo 41 – Florida 27  
**TOI Leader:** Ristolainen (24:15)  
**Man Games Lost:** 328





# SEASON IN REVIEW

## @ BUF

	Ducks	Sabres	Attendance	Goaltenders	Winning Goal
Feb 6, 2018	4 (OT)	3	16,788	Ryan Miller / Robin Lehner	Adam Henrique

## @ ANA

	Ducks	Sabres	Attendance	Goaltenders	Winning Goal
Oct 15, 2017	1	3	15,821	Chad Johnson / John Gibson	Sam Reinhart

## Sabres Individual Scoring

Player	GP	G	A	P	+/-	PIM	PP	SH	GW	EN	S	%
Sam Reinhart	2	1	2	3	0	0	0	0	1	0	5	20.0
Jack Eichel	2	1	1	2	0	0	1	0	0	0	9	11.1
Ryan O'Reilly	2	1	1	2	1	0	0	0	0	0	5	20.0
Johan Larsson	1	1	1	2	2	0	0	0	0	1	5	20.0
Zemgus Girgensons	2	1	0	1	2	0	0	1	0	0	5	20.0
Justin Bailey	1	1	0	1	1	0	0	0	0	0	3	33.3
Nathan Beaulieu	2	0	1	1	1	0	0	0	0	0	2	0.0
Benoit Pouliot	2	0	1	1	1	0	0	0	0	0	1	0.0
Casey Nelson	1	0	1	1	1	0	0	0	0	0	2	0.0
Kyle Okposo	1	0	1	1	0	2	0	0	0	0	2	0.0
Jacob Josefson	2	0	0	0	1	0	0	0	0	0	1	0.0
Evander Kane	2	0	0	0	-1	6	0	0	0	0	7	0.0
Jake McCabe	2	0	0	0	1	0	0	0	0	0	0	0.0
Jordan Nolan	2	0	0	0	0	0	0	0	0	0	3	0.0
Jason Pominville	2	0	0	0	-1	0	0	0	0	0	3	0.0
Rasmus Ristolainen	2	0	0	0	-2	2	0	0	0	0	5	0.0
Marco Scandella	2	0	0	0	0	0	0	0	0	0	2	0.0
Justin Falk	1	0	0	0	0	2	0	0	0	0	0	0.0
Josh Gorges	1	0	0	0	1	2	0	0	0	0	1	0.0
Matt Moulson	1	0	0	0	0	0	0	0	0	0	1	0.0
Evan Rodrigues	1	0	0	0	-1	2	0	0	0	0	1	0.0
Matt Tennyson	1	0	0	0	1	0	0	0	0	0	1	0.0
Scott Wilson	1	0	0	0	-1	0	0	0	0	0	0	0.0

## Ducks Individual Scoring

Player	GP	G	A	P	+/-	PIM	PP	SH	GW	EN	S	%
Ondrej Kase	1	1	1	2	2	0	0	0	0	0	2	50.0
Josh Manson	2	0	2	2	0	0	0	0	0	0	4	0.0
Corey Perry	2	1	0	1	-2	2	0	0	0	0	4	25.0
Rickard Rakell	2	1	0	1	-2	2	1	0	0	0	3	33.3
Chris Wagner	2	1	0	1	0	0	0	1	0	0	5	20.0
Adam Henrique	1	1	0	1	0	0	0	0	1	0	1	100.0
Cam Fowler	2	0	1	1	-2	0	0	0	0	0	5	0.0
Brandon Montour	2	0	1	1	1	0	0	0	0	0	4	0.0
Nick Ritchie	2	0	1	1	-1	0	0	0	0	0	6	0.0
Ryan Getzlaf	1	0	1	1	0	0	0	0	0	0	4	0.0
Antoine Vermette	1	0	1	1	0	2	0	0	0	0	1	0.0
Kevin Bieksa	2	0	0	0	0	0	0	0	0	0	3	0.0
Andrew Cogliano	2	0	0	0	0	0	0	0	0	0	2	0.0
Derek Grant	2	0	0	0	-1	0	0	0	0	0	1	0.0
Jakob Silfverberg	2	0	0	0	-2	0	0	0	0	0	4	0.0
Francois Beauchemin	1	0	0	0	0	0	0	0	0	0	3	0.0
Jared Boll	1	0	0	0	0	0	0	0	0	0	0	0.0
J.T. Brown	1	0	0	0	0	2	0	0	0	0	1	0.0
Korbinian Holzer	1	0	0	0	0	2	0	0	0	0	0	0.0
Nicolas Kerdiles	1	0	0	0	0	0	0	0	0	0	0	0.0
Ryan Kesler	1	0	0	0	-1	2	0	0	0	0	2	0.0
Hampus Lindholm	1	0	0	0	0	0	0	0	0	0	3	0.0
Jaycob Megna	1	0	0	0	0	0	0	0	0	0	0	0.0
Dennis Rasmussen	1	0	0	0	0	0	0	0	0	0	1	0.0
Logan Shaw	1	0	0	0	-1	0	0	0	0	0	0	0.0

## Power Play: 1 - 5 (20%) Penalty Killing: 6 - 7 (85.7%)

Goaltender	GP	Min	W-L-OT	SO	GA	SA	SV	GAA	SV%
Chad Johnson	1	60	1-0-0	0	1	26	25	1.00	.962
Robin Lehner	1	59	0-0-1	0	4	33	29	4.07	.879

## Power Play: 1 - 7 (14.3%) Penalty Killing: 4 - 5 (80%)

Goaltender	GP	Min	W-L-OT	SO	GA	SA	SV	GAA	SV%
Ryan Miller	1	62	1-0-0	0	3	33	30	2.92	.909
John Gibson	1	59	0-1-0	0	2	30	28	2.03	.933





# SEASON IN REVIEW

@ BUF	Coyotes	Sabres	Attendance	Goaltenders	Winning Goal
Mar 21, 2018	4	1	17,029	Antti Raanta / Chad Johnson	Derek Stepan

@ ARI	Coyotes	Sabres	Attendance	Goaltenders	Winning Goal
Nov 2, 2017	4	5	11,477	Robin Lehner / Antti Raanta	Benoit Pouliot

## Sabres Individual Scoring

Player	GP	G	A	P	+/-	PIM	PP	SH	GW	EN	S	%
Benoit Pouliot	2	2	1	3	2	0	0	0	1	0	5	40.0
Ryan O'Reilly	2	0	3	3	0	0	0	0	0	0	3	0.0
Kyle Okposo	2	1	1	2	2	2	0	0	0	0	1	100.0
Jordan Nolan	2	1	0	1	1	2	0	0	0	0	2	50.0
Seth Griffith	1	1	0	1	0	0	0	0	0	0	1	100.0
Evander Kane	1	1	0	1	-1	0	0	1	0	0	6	16.7
Jack Eichel	2	0	1	1	-2	2	0	0	0	0	3	0.0
Sam Reinhart	2	0	1	1	-2	0	0	0	0	0	6	0.0
Rasmus Ristolainen	2	0	1	1	0	0	0	0	0	0	9	0.0
Marco Scandella	2	0	1	1	-1	0	0	0	0	0	1	0.0
Nathan Beaulieu	1	0	1	1	0	2	0	0	0	0	2	0.0
Jake McCabe	1	0	1	1	1	0	0	0	0	0	2	0.0
Evan Rodrigues	1	0	1	1	0	0	0	0	0	0	2	0.0
Justin Falk	2	0	0	0	-2	0	0	0	0	0	1	0.0
Johan Larsson	2	0	0	0	0	0	0	0	0	0	1	0.0
Jason Pominville	2	0	0	0	-2	0	0	0	0	0	4	0.0
Victor Antipin	1	0	0	0	0	2	0	0	0	0	1	0.0
Justin Bailey	1	0	0	0	0	0	0	0	0	0	3	0.0
Nicholas Baptiste	1	0	0	0	1	0	0	0	0	0	1	0.0
Zemgus Girgensons	1	0	0	0	0	0	0	0	0	0	1	0.0
Brendan Guhle	1	0	0	0	0	0	0	0	0	0	3	0.0
Matt Moulson	1	0	0	0	0	0	0	0	0	0	0	0.0
Casey Nelson	1	0	0	0	1	0	0	0	0	0	0	0.0
Matt Tennyson	1	0	0	0	1	2	0	0	0	0	2	0.0
Scott Wilson	1	0	0	0	-1	0	0	0	0	0	1	0.0

<b>Power Play:</b> 0 - 6 (0%)	<b>Penalty Killing:</b> 3 - 5 (60%) 
-------------------------------	---

Goaltender	GP	Min	W-L-OT	SO	GA	SA	SV	GAA	SV%
Robin Lehner	1	60	1-0-0	0	4	29	25	4.00	.862
Linus Ullmark	1	31	0-0-0	0	1	13	12	1.96	.923
Chad Johnson	1	26	0-1-0	0	2	15	13	4.60	.867

## Coyotes Individual Scoring

Player	GP	G	A	P	+/-	PIM	PP	SH	GW	EN	S	%
Max Domi	2	1	1	2	0	4	0	0	0	1	4	25.0
Christian Dvorak	2	1	1	2	0	2	0	0	0	0	7	14.3
Oliver Ekman-Larsson	2	1	1	2	3	0	0	0	0	0	6	16.7
Derek Stepan	2	1	1	2	1	0	1	0	1	0	5	20.0
Clayton Keller	2	0	2	2	1	0	0	0	0	0	5	0.0
Jason Demers	1	0	2	2	1	0	0	0	0	0	3	0.0
Nick Cousins	2	1	0	1	0	0	0	0	0	0	2	50.0
Richard Panik	1	1	0	1	1	0	0	0	0	0	1	100.0
Zac Rinaldo	1	1	0	1	1	0	0	0	0	0	2	50.0
Dylan Strome	1	1	0	1	0	2	1	0	0	0	4	25.0
Kevin Connauton	2	0	1	1	0	2	0	0	0	0	4	0.0
Alex Goligoski	2	0	1	1	-1	0	0	0	0	0	1	0.0
Jordan Martinook	2	0	1	1	-1	2	0	0	0	0	4	0.0
Brendan Perlini	2	0	1	1	-1	2	0	0	0	0	2	0.0
Brad Richardson	2	0	1	1	-1	0	0	0	0	0	2	0.0
Jakob Chychrun	1	0	1	1	0	0	0	0	0	0	0	0.0
Christian Fischer	2	0	0	0	-2	0	0	0	0	0	3	0.0
Luke Schenn	2	0	0	0	-2	0	0	0	0	0	0	0.0
Josh Archibald	1	0	0	0	1	0	0	0	0	0	0	0.0
Anthony Duclair	1	0	0	0	0	0	0	0	0	0	0	0.0
Niklas Hjalmarsson	1	0	0	0	0	0	0	0	0	0	1	0.0
Dakota Mermis	1	0	0	0	-1	0	0	0	0	0	1	0.0
Tobias Rieder	1	0	0	0	1	0	0	0	0	0	1	0.0

<b>Power Play:</b> 2 - 5 (40%)	<b>Penalty Killing:</b> 6 - 6 (100%) 
--------------------------------	--

Goaltender	GP	Min	W-L-OT	SO	GA	SA	SV	GAA	SV%
Antti Raanta	2	117	1-1-0	0	6	61	55	3.08	.902





# SEASON IN REVIEW

@ BUF	Bruins	Sabres	Attendance	Goaltenders	Winning Goal
Dec 19, 2017	3	0	17,811	Anton Khudobin / Robin Lehner	Jake DeBrusk
Feb 25, 2018	1	4	18,522	Chad Johnson / Anton Khudobin	Kyle Okposo


@ BOS	Bruins	Sabres	Attendance	Goaltenders	Winning Goal
Oct 21, 2017	4	5 (OT)	17,565	Robin Lehner / Anton Khudobin	Ryan O'Reilly
Feb 10, 2018	2	4	17,565	Chad Johnson / Tuukka Rask	Benoit Pouliot

### Sabres Individual Scoring


Player	GP	G	A	P	+/-	PIM	PP	SH	GW	EN	S	%
Benoit Pouliot	4	3	0	3	6	2	0	0	1	0	9	33.3
Ryan O'Reilly	4	1	2	3	1	0	0	0	1	0	10	10.0
Jason Pominville	4	1	2	3	1	2	0	0	0	0	10	10.0
Evan Rodrigues	3	1	2	3	2	2	0	0	0	0	6	16.7
Sam Reinhart	4	0	3	3	3	4	0	0	0	0	9	0.0
Evander Kane	3	2	0	2	-1	6	0	0	0	0	12	16.7
Rasmus Ristolainen	4	1	1	2	2	0	0	0	0	1	14	7.1
Marco Scandella	4	1	1	2	2	0	0	0	0	0	15	6.7
Scott Wilson	2	1	1	2	2	0	0	0	0	0	1	100.0
Victor Antipin	4	0	2	2	1	0	0	0	0	0	1	0.0
Jake McCabe	2	0	2	2	1	0	0	0	0	0	4	0.0
Kyle Okposo	4	1	0	1	-4	4	1	0	1	0	8	12.5
Jack Eichel	3	1	0	1	-4	0	0	0	0	0	9	11.1
Nathan Beaulieu	3	0	1	1	2	0	0	0	0	0	1	0.0
Justin Bailey	1	0	1	1	0	0	0	0	0	0	1	0.0
Nicholas Baptiste	1	0	1	1	1	2	0	0	0	0	0	0.0
Johan Larsson	4	0	0	0	2	2	0	0	0	0	3	0.0
Jordan Nolan	4	0	0	0	-2	0	0	0	0	0	2	0.0
Jacob Josefson	3	0	0	0	-1	0	0	0	0	0	0	0.0
Justin Falk	2	0	0	0	0	0	0	0	0	0	3	0.0
Zemgus Girgensons	2	0	0	0	0	0	0	0	0	0	3	0.0
Casey Nelson	2	0	0	0	0	0	0	0	0	0	1	0.0
Zach Bogosian	1	0	0	0	0	5	0	0	0	0	3	0.0
Taylor Fedun	1	0	0	0	0	0	0	0	0	0	0	0.0
Seth Griffith	1	0	0	0	-1	0	0	0	0	0	1	0.0
Matt Moulson	1	0	0	0	-1	0	0	0	0	0	1	0.0
Matt Tennyson	1	0	0	0	-1	2	0	0	0	0	3	0.0

### Bruins Individual Scoring

Player	GP	G	A	P	+/-	PIM	PP	SH	GW	EN	S	%
Brad Marchand	4	2	2	4	-2	2	1	0	0	0	9	22.2
Charlie McAvoy	4	1	3	4	4	2	0	0	0	0	7	14.3
David Pastrnak	4	2	1	3	-2	0	0	0	0	0	10	20.0
David Backes	4	2	0	2	-2	0	0	0	0	1	9	22.2
Jake DeBrusk	4	1	1	2	0	0	0	0	1	0	2	50.0
Tim Schaller	4	1	1	2	-1	0	0	0	0	1	7	14.3
Ryan Spooner	2	1	1	2	2	0	0	0	0	0	7	14.3
Torey Krug	4	0	2	2	-4	2	0	0	0	0	7	0.0
Riley Nash	4	0	2	2	-1	0	0	0	0	0	4	0.0
Patrice Bergeron	4	0	1	1	-2	2	0	0	0	0	10	0.0
Danton Heinen	3	0	1	1	-1	0	0	0	0	0	3	0.0
Anders Bjork	2	0	1	1	1	0	0	0	0	0	2	0.0
Zdeno Chara	4	0	0	0	1	2	0	0	0	0	10	0.0
Sean Kuraly	4	0	0	0	0	0	0	0	0	0	8	0.0
Brandon Carlo	3	0	0	0	-1	2	0	0	0	0	3	0.0
Matt Grzelcyk	3	0	0	0	-1	0	0	0	0	0	4	0.0
Noel Acciari	2	0	0	0	0	0	0	0	0	0	2	0.0
David Krejci	2	0	0	0	1	0	0	0	0	0	3	0.0
Adam McQuaid	2	0	0	0	-5	0	0	0	0	0	2	0.0
Kevan Miller	2	0	0	0	-1	7	0	0	0	0	1	0.0
Kenny Agostino	1	0	0	0	1	2	0	0	0	0	2	0.0
Matt Beleskey	1	0	0	0	0	0	0	0	0	0	2	0.0
Austin Czarnik	1	0	0	0	0	0	0	0	0	0	2	0.0
Rick Nash	1	0	0	0	-1	0	0	0	0	0	5	0.0
Rob O'Gara	1	0	0	0	0	0	0	0	0	0	0	0.0
Paul Postma	1	0	0	0	1	0	0	0	0	0	3	0.0
Frank Vatrano	1	0	0	0	0	0	0	0	0	0	2	0.0

**Power Play:** 1 - 9 (11.1%) **Penalty Killing:** 12 - 13 (92.3%) 

Goaltender	GP	Min	W-L-OT	SO	GA	SA	SV	GAA	SV%
Chad Johnson	2	120	2-0-0	0	3	62	59	1.50	.952
Robin Lehner	2	121	1-1-0	0	5	62	57	2.47	.919

**Power Play:** 1 - 13 (7.7%) **Penalty Killing:** 8 - 9 (88.9%) 

Goaltender	GP	Min	W-L-OT	SO	GA	SA	SV	GAA	SV%
Anton Khudobin	3	181	1-1-1	1	9	102	93	2.99	.912
Tuukka Rask	1	59	0-1-0	0	3	27	24	3.05	.889





# SEASON IN REVIEW

## @ BUF

Flames	Sabres	Attendance	Goaltenders	Winning Goal	
Mar 7, 2018	5	1	17,773	David Rittich / Chad Johnson	Mark Jankowski

## @ CGY

Flames	Sabres	Attendance	Goaltenders	Winning Goal	
Jan 22, 2018	1	2 (OT)	18,349	Chad Johnson / Mike Smith	Jack Eichel

## Sabres Individual Scoring

Player	GP	G	A	P	+/-	PIM	PP	SH	GW	EN	S	%
Scott Wilson	2	1	1	2	1	0	0	0	0	0	4	25.0
Casey Nelson	2	1	0	1	-1	0	0	0	0	0	2	50.0
Jack Eichel	1	1	0	1	1	0	0	0	1	0	7	14.3
Ryan O'Reilly	2	0	1	1	1	0	0	0	0	0	4	0.0
Jason Pominville	2	0	1	1	0	0	0	0	0	0	4	0.0
Rasmus Ristolainen	2	0	1	1	-1	0	0	0	0	0	3	0.0
Nicholas Baptiste	2	0	0	0	-1	4	0	0	0	0	5	0.0
Nathan Beaulieu	2	0	0	0	0	5	0	0	0	0	2	0.0
Zemgus Girgensons	2	0	0	0	-2	0	0	0	0	0	3	0.0
Johan Larsson	2	0	0	0	-1	0	0	0	0	0	4	0.0
Jordan Nolan	2	0	0	0	-1	0	0	0	0	0	5	0.0
Kyle Okposo	2	0	0	0	1	2	0	0	0	0	5	0.0
Sam Reinhart	2	0	0	0	0	0	0	0	0	0	3	0.0
Marco Scandella	2	0	0	0	-1	0	0	0	0	0	3	0.0
Victor Antipin	1	0	0	0	-1	0	0	0	0	0	0	0.0
Justin Falk	1	0	0	0	1	0	0	0	0	0	2	0.0
Seth Griffith	1	0	0	0	-1	0	0	0	0	0	1	0.0
Brendan Guhle	1	0	0	0	-1	0	0	0	0	0	0	0.0
Jacob Josefson	1	0	0	0	0	2	0	0	0	0	1	0.0
Evander Kane	1	0	0	0	0	0	0	0	0	0	1	0.0
Jake McCabe	1	0	0	0	1	2	0	0	0	0	0	0.0
Benoit Pouliot	1	0	0	0	-1	0	0	0	0	0	0	0.0
Evan Rodrigues	1	0	0	0	0	0	0	0	0	0	0	0.0

## Flames Individual Scoring

Player	GP	G	A	P	+/-	PIM	PP	SH	GW	EN	S	%
Mark Giordano	2	1	2	3	0	0	0	0	0	0	6	16.7
Johnny Gaudreau	2	0	3	3	2	0	0	0	0	0	6	0.0
Sam Bennett	2	1	1	2	0	0	0	0	0	0	3	33.3
Mark Jankowski	2	1	1	2	0	0	0	0	1	0	4	25.0
Sean Monahan	2	1	1	2	2	0	0	0	0	0	5	20.0
TJ Brodie	2	0	2	2	2	0	0	0	0	0	1	0.0
Dougie Hamilton	2	1	0	1	2	4	1	0	0	0	4	25.0
Matthew Tkachuk	2	1	0	1	0	0	1	0	0	0	12	8.3
Micheal Ferland	2	0	1	1	2	0	0	0	0	0	2	0.0
Travis Hamonic	2	0	1	1	1	0	0	0	0	0	3	0.0
Mikael Backlund	2	0	0	0	-1	4	0	0	0	0	8	0.0
Troy Brouwer	2	0	0	0	-1	0	0	0	0	0	2	0.0
Garnet Hathaway	2	0	0	0	0	0	0	0	0	0	5	0.0
Brett Kulak	2	0	0	0	-1	0	0	0	0	0	4	0.0
Curtis Lazar	2	0	0	0	0	9	0	0	0	0	1	0.0
Matt Stajan	2	0	0	0	0	0	0	0	0	0	2	0.0
Michael Stone	2	0	0	0	-2	2	0	0	0	0	5	0.0
Michael Frolik	1	0	0	0	0	0	0	0	0	0	1	0.0
Marek Hrivik	1	0	0	0	0	0	0	0	0	0	0	0.0

## Power Play: 0 - 6 (0%) Penalty Killing: 3 - 5 (60%)

Goaltender	GP	Min	W-L-OT	SO	GA	SA	SV	GAA	SV%
Chad Johnson	2	88	1-1-0	0	5	55	50	3.43	.909
Robin Lehner	1	34	0-0-0	0	1	19	18	1.77	.947

## Power Play: 2 - 5 (40%) Penalty Killing: 6 - 6 (100%)

Goaltender	GP	Min	W-L-OT	SO	GA	SA	SV	GAA	SV%
David Rittich	1	60	1-0-0	0	1	26	25	1.00	.962
Mike Smith	1	61	0-0-1	0	2	33	31	1.96	.939





# SEASON IN REVIEW

## @ BUF

	Hurricanes	Sabres	Attendance	Goaltenders	Winning Goal
Nov 18, 2017	3	1	18,028	Scott Darling / Chad Johnson	Sebastian Aho
Dec 15, 2017	5 (OT)	4	17,610	Cam Ward / Chad Johnson	Jacob Slavin

## @ CAR

	Hurricanes	Sabres	Attendance	Goaltenders	Winning Goal
Dec 23, 2017	4	2	14,470	Cam Ward / Chad Johnson	Justin Faulk

## Sabres Individual Scoring

Player	GP	G	A	P	+/-	PIM	PP	SH	GW	EN	S	%
Jack Eichel	3	3	3	6	1	0	0	0	0	0	17	17.6
Evander Kane	3	1	3	4	-2	2	0	0	0	0	11	9.1
Jake McCabe	3	1	2	3	1	0	0	0	0	0	2	50.0
Nathan Beaulieu	3	1	0	1	0	2	0	0	0	0	1	100.0
Zemgus Girgensons	3	1	0	1	0	4	0	0	0	0	6	16.7
Johan Larsson	3	0	1	1	-2	4	0	0	0	0	6	0.0
Kyle Okposo	3	0	1	1	-2	4	0	0	0	0	8	0.0
Ryan O'Reilly	2	0	1	1	-2	0	0	0	0	0	4	0.0
Jason Pominville	3	0	0	0	-1	0	0	0	0	0	2	0.0
Benoit Pouliot	3	0	0	0	-1	0	0	0	0	0	5	0.0
Sam Reinhart	3	0	0	0	0	0	0	0	0	0	6	0.0
Marco Scandella	3	0	0	0	-4	0	0	0	0	0	3	0.0
Victor Antipin	2	0	0	0	1	2	0	0	0	0	4	0.0
Zach Bogosian	2	0	0	0	-1	2	0	0	0	0	1	0.0
Josh Gorges	2	0	0	0	-1	0	0	0	0	0	2	0.0
Jordan Nolan	2	0	0	0	0	0	0	0	0	0	1	0.0
Rasmus Ristolainen	2	0	0	0	-2	0	0	0	0	0	2	0.0
Evan Rodrigues	2	0	0	0	-1	0	0	0	0	0	2	0.0
Scott Wilson	2	0	0	0	-1	0	0	0	0	0	2	0.0
Kyle Criscuolo	1	0	0	0	0	0	0	0	0	0	0	0.0
Justin Falk	1	0	0	0	-1	0	0	0	0	0	0	0.0
Hudson Fasching	1	0	0	0	-1	0	0	0	0	0	0	0.0
Seth Griffith	1	0	0	0	0	0	0	0	0	0	0	0.0
Jacob Josefson	1	0	0	0	0	0	0	0	0	0	3	0.0

## Power Play: 0 - 6 (0%) Penalty Killing: 9 - 10 (90%)

Goaltender	GP	Min	W-L-OT	SO	GA	SA	SV	GAA	SV%
Chad Johnson	3	180	0-2-1	0	11	104	93	3.67	.894

## Hurricanes Individual Scoring

Player	GP	G	A	P	+/-	PIM	PP	SH	GW	EN	S	%
Sebastian Aho	3	2	3	5	4	0	0	0	1	0	11	18.2
Jacob Slavin	3	1	3	4	4	0	0	0	1	0	8	12.5
Teuvo Teravainen	3	0	4	4	2	0	0	0	0	0	10	0.0
Jordan Staal	3	2	1	3	5	0	1	0	0	0	4	50.0
Justin Williams	3	2	1	3	0	2	0	0	0	0	8	25.0
Elias Lindholm	3	1	2	3	0	0	0	0	0	0	2	50.0
Brett Pesce	3	0	3	3	2	0	0	0	0	0	1	0.0
Justin Faulk	3	2	0	2	1	2	0	0	1	0	11	18.2
Derek Ryan	3	1	1	2	0	0	0	0	0	0	9	11.1
Marcus Kruger	3	0	2	2	2	4	0	0	0	0	2	0.0
Joakim Nordstrom	3	1	0	1	1	0	0	0	0	1	5	20.0
Brock McGinn	3	0	1	1	0	2	0	0	0	0	5	0.0
Jeff Skinner	3	0	1	1	-2	2	0	0	0	0	9	0.0
Haydn Fleury	2	0	1	1	-3	0	0	0	0	0	2	0.0
Phillip Di Giuseppe	3	0	0	0	1	2	0	0	0	0	3	0.0
Noah Hanifin	3	0	0	0	2	0	0	0	0	0	6	0.0
Victor Rask	3	0	0	0	-2	0	0	0	0	0	3	0.0
Trevor van Riemsdyk	3	0	0	0	1	0	0	0	0	0	5	0.0
Klas Dahlbeck	1	0	0	0	0	0	0	0	0	0	1	0.0

## Power Play: 1 - 10 (10%) Penalty Killing: 6 - 6 (100%)

Goaltender	GP	Min	W-L-OT	SO	GA	SA	SV	GAA	SV%
Cam Ward	2	122	2-0-0	0	6	63	57	2.95	.905
Scott Darling	1	60	1-0-0	0	1	25	24	1.00	.960





# SEASON IN REVIEW

## @ BUF

Blackhawks	Sabres	Attendance	Goaltenders	Winning Goal
3	5	19,070	Chad Johnson / J-F Berube	Nicholas Baptiste

## @ CHI

Blackhawks	Sabres	Attendance	Goaltenders	Winning Goal
3 (OT)	2	21,542	Corey Crawford / Robin Lehner	Gustav Forsling

## Sabres Individual Scoring

Player	GP	G	A	P	+/-	PIM	PP	SH	GW	EN	S	%
Sam Reinhart	2	1	2	3	0	0	0	0	0	1	2	50.0
Nicholas Baptiste	1	2	0	2	2	0	0	0	1	0	2	100.0
Ryan O'Reilly	2	1	1	2	1	0	1	0	0	0	5	20.0
Jack Eichel	2	0	2	2	-4	0	0	0	0	0	11	0.0
Jason Pominville	2	1	0	1	0	0	1	0	0	0	7	14.3
Benoit Pouliot	2	1	0	1	1	0	0	0	0	0	2	50.0
Kyle Okposo	1	1	0	1	-1	0	0	0	0	0	2	50.0
Victor Antipin	2	0	1	1	0	2	0	0	0	0	3	0.0
Johan Larsson	2	0	1	1	0	2	0	0	0	0	1	0.0
Rasmus Ristolainen	2	0	1	1	-2	2	0	0	0	0	6	0.0
Evan Rodrigues	2	0	1	1	2	4	0	0	0	0	2	0.0
Marco Scandella	2	0	1	1	1	0	0	0	0	0	5	0.0
Scott Wilson	2	0	1	1	0	0	0	0	0	0	4	0.0
Nathan Beaulieu	1	0	1	1	0	0	0	0	0	0	0	0.0
Evander Kane	1	0	1	1	0	0	0	0	0	0	3	0.0
Justin Falk	2	0	0	0	1	0	0	0	0	0	2	0.0
Jordan Nolan	2	0	0	0	0	0	0	0	0	0	1	0.0
Justin Bailey	1	0	0	0	1	0	0	0	0	0	1	0.0
Zach Bogosian	1	0	0	0	-1	0	0	0	0	0	1	0.0
Hudson Fasching	1	0	0	0	0	0	0	0	0	0	0	0.0
Zemgus Girgensoons	1	0	0	0	0	0	0	0	0	0	0	0.0
Brendan Guhle	1	0	0	0	1	2	0	0	0	0	0	0.0
Jake McCabe	1	0	0	0	1	0	0	0	0	0	0	0.0

## Blackhawks Individual Scoring

Player	GP	G	A	P	+/-	PIM	PP	SH	GW	EN	S	%
Jonathan Toews	2	1	2	3	1	0	0	0	0	0	7	14.3
Gustav Forsling	1	1	2	3	1	0	0	0	1	0	5	20.0
Alex DeBrincat	2	1	1	2	1	0	1	0	0	0	3	33.3
Patrick Kane	2	0	2	2	0	0	0	0	0	0	7	0.0
Brandon Saad	2	0	2	2	1	0	0	0	0	0	9	0.0
Tomas Jurco	1	1	0	1	1	2	0	0	0	0	1	100.0
Jordan Oesterle	1	1	0	1	-2	0	0	0	0	0	1	100.0
Tommy Wingels	1	1	0	1	1	2	0	1	0	0	5	20.0
Jan Rutta	2	0	1	1	2	2	0	0	0	0	4	0.0
Patrick Sharp	2	0	1	1	-1	0	0	0	0	0	4	0.0
Artem Anisimov	2	0	0	0	-1	0	0	0	0	0	5	0.0
John Hayden	2	0	0	0	-1	0	0	0	0	0	2	0.0
Vinnie Hinostroza	2	0	0	0	-1	2	0	0	0	0	4	0.0
Duncan Keith	2	0	0	0	0	2	0	0	0	0	4	0.0
Connor Murphy	2	0	0	0	-2	0	0	0	0	0	6	0.0
Nick Schmaltz	2	0	0	0	-2	0	0	0	0	0	5	0.0
Brent Seabrook	2	0	0	0	-1	4	0	0	0	0	1	0.0
Lance Bouma	1	0	0	0	0	0	0	0	0	0	1	0.0
Cody Franson	1	0	0	0	0	0	0	0	0	0	3	0.0
Erik Gustafsson	1	0	0	0	0	0	0	0	0	0	3	0.0
Matthew Highmore	1	0	0	0	-1	0	0	0	0	0	3	0.0
David Kampf	1	0	0	0	-1	0	0	0	0	0	2	0.0
Richard Panik	1	0	0	0	0	0	0	0	0	0	3	0.0

## Power Play: 2 - 7 (28.6%) Penalty Killing: 5 - 6 (83.3%)

Goaltender	GP	Min	W-L-OT	SO	GA	SA	SV	GAA	SV%
Chad Johnson	1	60	1-0-0	0	3	37	34	3.01	.919
Robin Lehner	1	65	0-0-1	0	3	51	48	2.77	.941

## Power Play: 1 - 6 (16.7%) Penalty Killing: 5 - 7 (71.4%)

Goaltender	GP	Min	W-L-OT	SO	GA	SA	SV	GAA	SV%
Corey Crawford	1	65	1-0-0	0	2	28	26	1.85	.929
J-F Berube	1	59	0-1-0	0	4	31	27	4.10	.871





# SEASON IN REVIEW

## @ BUF

Avalanche	Sabres	Attendance	Goaltenders	Winning Goal	
Feb 11, 2018	5	4	17,646	Jonathan Bernier / Robin Lehner	Gabriel Bourque

## @ COL

Avalanche	Sabres	Attendance	Goaltenders	Winning Goal	
Dec 5, 2017	2	4	13,258	Robin Lehner / Semyon Varlamov	Evander Kane

## Sabres Individual Scoring

Player	GP	G	A	P	+/-	PIM	PP	SH	GW	EN	S	%
Ryan O'Reilly	2	1	4	5	4	0	1	0	0	0	9	11.1
Benoit Pouliot	2	2	1	3	3	0	0	2	0	0	3	66.7
Evander Kane	2	2	0	2	1	0	0	0	1	0	7	28.6
Jack Eichel	1	1	1	2	2	2	0	0	0	1	3	33.3
Jake McCabe	1	1	1	2	2	0	0	0	0	0	1	100.0
Casey Nelson	1	1	0	1	2	0	0	1	0	0	3	33.3
Justin Falk	2	0	1	1	2	0	0	0	0	0	2	0.0
Johan Larsson	2	0	1	1	-2	2	0	0	0	0	2	0.0
Kyle Okposo	2	0	1	1	-3	2	0	0	0	0	5	0.0
Rasmus Ristolainen	2	0	1	1	1	2	0	0	0	0	5	0.0
Victor Antipin	2	0	0	0	0	0	0	0	0	0	3	0.0
Jordan Nolan	2	0	0	0	0	4	0	0	0	0	1	0.0
Jason Pominville	2	0	0	0	0	0	0	0	0	0	4	0.0
Sam Reinhart	2	0	0	0	0	2	0	0	0	0	2	0.0
Evan Rodrigues	2	0	0	0	0	0	0	0	0	0	4	0.0
Marco Scandella	2	0	0	0	2	4	0	0	0	0	0	0.0
Scott Wilson	2	0	0	0	1	2	0	0	0	0	4	0.0
Nathan Beaulieu	1	0	0	0	-2	0	0	0	0	0	3	0.0
Zach Bogosian	1	0	0	0	0	4	0	0	0	0	3	0.0
Hudson Fasching	1	0	0	0	0	0	0	0	0	0	1	0.0
Zemgus Girgensons	1	0	0	0	-1	0	0	0	0	0	1	0.0
Jacob Josefson	1	0	0	0	0	2	0	0	0	0	1	0.0

## Avalanche Individual Scoring

Player	GP	G	A	P	+/-	PIM	PP	SH	GW	EN	S	%
Alexander Kerfoot	2	1	2	3	-2	0	0	0	0	0	3	33.3
Nathan MacKinnon	1	2	0	2	-3	0	2	0	0	0	7	28.6
Colin Wilson	2	1	1	2	0	0	0	0	0	0	3	33.3
Tyson Barrie	2	0	2	2	-1	2	0	0	0	0	7	0.0
Mikko Rantanen	2	0	2	2	-4	2	0	0	0	0	7	0.0
Tyson Jost	2	1	0	1	-1	0	1	0	0	0	6	16.7
Matt Nieto	2	1	0	1	2	0	0	1	0	0	5	20.0
Gabriel Bourque	1	1	0	1	1	0	0	0	1	0	1	100.0
Anton Lindholm	2	0	1	1	3	0	0	0	0	0	3	0.0
Nikita Zadorov	2	0	1	1	-1	4	0	0	0	0	2	0.0
Gabriel Landeskog	1	0	1	1	2	0	0	0	0	0	0	0.0
J.T. Compher	2	0	0	0	-4	0	0	0	0	0	3	0.0
Samuel Girard	2	0	0	0	-3	0	0	0	0	0	3	0.0
Erik Johnson	2	0	0	0	-2	0	0	0	0	0	3	0.0
Carl Soderberg	2	0	0	0	-2	2	0	0	0	0	3	0.0
Nail Yakupov	2	0	0	0	-2	0	0	0	0	0	2	0.0
Sven Andrighetto	1	0	0	0	0	0	0	0	0	0	3	0.0
Blake Comeau	1	0	0	0	0	2	0	0	0	0	0	0.0
A.J. Greer	1	0	0	0	0	2	0	0	0	0	1	0.0
Rocco Grimaldi	1	0	0	0	-1	0	0	0	0	0	1	0.0
Patrik Nemeth	1	0	0	0	2	0	0	0	0	0	0	0.0
Duncan Siemens	1	0	0	0	0	0	0	0	0	0	0	0.0
Dominic Toninato	1	0	0	0	0	0	0	0	0	0	1	0.0

## Power Play: 1 - 8 (12.5%) Penalty Killing: 8 - 11 (72.7%)

Goaltender	GP	Min	W-L-OT	SO	GA	SA	SV	GAA	SV%
Robin Lehner	2	116	1-1-0	0	7	64	57	3.61	.891

## Power Play: 3 - 11 (27.3%) Penalty Killing: 7 - 8 (87.5%)

Goaltender	GP	Min	W-L-OT	SO	GA	SA	SV	GAA	SV%
Jonathan Bernier	1	60	1-0-0	0	4	32	28	4.02	.875
Semyon Varlamov	1	58	0-1-0	0	3	34	31	3.10	.912





# SEASON IN REVIEW

@ BUF	Blue Jackets	Sabres	Attendance	Goaltenders	Winning Goal
Nov 20, 2017	3	2	16,551	Sergei Bobrovsky / Robin Lehner	Boone Jenner
Jan 11, 2018	1	3	18,071	Linus Ullmark / Sergei Bobrovsky	Kyle Okposo

@ CBJ	Blue Jackets	Sabres	Attendance	Goaltenders	Winning Goal
Oct 25, 2017	5	1	14,383	Sergei Bobrovsky / Chad Johnson	Seth Jones

## Sabres Individual Scoring

Player	GP	G	A	P	+/-	PIM	PP	SH	GW	EN	S	%
Jack Eichel	3	1	2	3	1	0	0	0	0	1	9	11.1
Evander Kane	3	1	1	2	-2	2	0	0	0	0	8	12.5
Kyle Okposo	3	1	1	2	1	0	0	0	1	0	11	9.1
Ryan O'Reilly	3	0	2	2	0	0	0	0	0	0	12	0.0
Benoit Pouliot	3	1	0	1	0	0	0	0	0	0	2	50.0
Sam Reinhart	3	1	0	1	0	0	0	0	0	0	4	25.0
Seth Griffith	2	1	0	1	1	0	0	0	0	0	5	20.0
Johan Larsson	3	0	1	1	0	0	0	0	0	0	3	0.0
Jordan Nolan	3	0	1	1	1	0	0	0	0	0	0	0.0
Marco Scandella	3	0	1	1	-1	0	0	0	0	0	5	0.0
Victor Antipin	2	0	1	1	0	0	0	0	0	0	5	0.0
Brendan Guhle	1	0	1	1	2	0	0	0	0	0	2	0.0
Zemgus Girgensons	3	0	0	0	-1	2	0	0	0	0	3	0.0
Jake McCabe	3	0	0	0	1	0	0	0	0	0	2	0.0
Jason Pominville	3	0	0	0	-2	0	0	0	0	0	7	0.0
Nathan Beaulieu	2	0	0	0	-1	0	0	0	0	0	4	0.0
Justin Falk	2	0	0	0	-2	0	0	0	0	0	2	0.0
Rasmus Ristolainen	2	0	0	0	0	2	0	0	0	0	4	0.0
Justin Bailey	1	0	0	0	-2	0	0	0	0	0	1	0.0
Kyle Criscuolo	1	0	0	0	0	0	0	0	0	0	0	0.0
Josh Gorges	1	0	0	0	1	0	0	0	0	0	0	0.0
Zach Redmond	1	0	0	0	-1	2	0	0	0	0	5	0.0
Evan Rodrigues	1	0	0	0	0	2	0	0	0	0	1	0.0
Matt Tennyson	1	0	0	0	-1	0	0	0	0	0	0	0.0
Scott Wilson	1	0	0	0	0	0	0	0	0	0	1	0.0

## Blue Jackets Individual Scoring

Player	GP	G	A	P	+/-	PIM	PP	SH	GW	EN	S	%
Artemi Panarin	3	2	1	3	1	0	1	0	0	0	7	28.6
Seth Jones	3	1	2	3	-1	2	0	0	1	0	13	7.7
Markus Nutivaara	3	0	3	3	3	0	0	0	0	0	6	0.0
Oliver Bjorkstrand	3	1	1	2	0	0	1	0	0	0	12	8.3
Cam Atkinson	2	0	2	2	2	0	0	0	0	0	1	0.0
Brandon Dubinsky	2	0	2	2	2	0	0	0	0	0	4	0.0
Josh Anderson	3	1	0	1	0	4	0	0	0	0	9	11.1
Pierre-Luc Dubois	3	1	0	1	-2	0	0	0	0	0	7	14.3
Nick Foligno	3	1	0	1	-1	0	0	0	0	0	8	12.5
Boone Jenner	3	1	0	1	2	0	0	0	1	0	8	12.5
Matt Calvert	2	1	0	1	0	0	0	0	0	0	5	20.0
Jack Johnson	3	0	1	1	1	0	0	0	0	0	5	0.0
Zach Werenski	3	0	1	1	-2	0	0	0	0	0	8	0.0
Sonny Milano	2	0	1	1	-1	0	0	0	0	0	1	0.0
Ryan Murray	2	0	1	1	2	0	0	0	0	0	2	0.0
Alexander Wennberg	2	0	1	1	1	0	0	0	0	0	0	0.0
David Savard	3	0	0	0	1	2	0	0	0	0	6	0.0
Markus Hannikainen	2	0	0	0	0	0	0	0	0	0	2	0.0
Tyler Motte	2	0	0	0	-1	0	0	0	0	0	1	0.0
Jordan Schroeder	2	0	0	0	0	0	0	0	0	0	3	0.0
Zac Dalpe	1	0	0	0	-1	0	0	0	0	0	0	0.0
Scott Harrington	1	0	0	0	-1	0	0	0	0	0	2	0.0
Lukas Sedlak	1	0	0	0	-1	0	0	0	0	0	2	0.0

## Power Play: 0 - 4 (0%) Penalty Killing: 2 - 4 (50%)

Goaltender	GP	Min	W-L-OT	SO	GA	SA	SV	GAA	SV%
Linus Ullmark	1	60	1-0-0	0	1	45	44	1.00	.978
Robin Lehner	1	59	0-1-0	0	3	29	26	3.06	.897
Chad Johnson	1	60	0-1-0	0	5	38	33	5	.868

## Power Play: 2 - 4 (50%) Penalty Killing: 4 - 4 (100%)

Goaltender	GP	Min	W-L-OT	SO	GA	SA	SV	GAA	SV%
Sergei Bobrovsky	3	179	2-1-0	0	5	95	90	1.68	.947





# SEASON IN REVIEW

@ BUF	Stars	Sabres	Attendance	Goaltenders	Winning Goal
Jan 20, 2018	7	1	19,070	Kari Lehtonen / Robin Lehner	Mattias Janmark

@ DAL	Stars	Sabres	Attendance	Goaltenders	Winning Goal
Nov 4, 2017	5	1	18,236	Kari Lehtonen / Robin Lehner	Radek Faksa

## Sabres Individual Scoring

Player	GP	G	A	P	+/-	PIM	PP	SH	GW	EN	S	%
Ryan O'Reilly	2	1	0	1	-3	0	0	0	0	0	4	25.0
Sam Reinhart	2	1	0	1	-1	0	1	0	0	0	4	25.0
Jack Eichel	2	0	1	1	-1	0	0	0	0	0	10	0.0
Rasmus Ristolainen	1	0	1	1	-1	0	0	0	0	0	3	0.0
Justin Falk	2	0	0	0	-2	0	0	0	0	0	1	0.0
Zemgus Girgensons	2	0	0	0	-2	0	0	0	0	0	6	0.0
Evander Kane	2	0	0	0	-1	0	0	0	0	0	6	0.0
Johan Larsson	2	0	0	0	-4	0	0	0	0	0	2	0.0
Jake McCabe	2	0	0	0	-6	0	0	0	0	0	3	0.0
Jordan Nolan	2	0	0	0	-3	7	0	0	0	0	0	0.0
Kyle Okposo	2	0	0	0	-3	2	0	0	0	0	5	0.0
Jason Pominville	2	0	0	0	-2	0	0	0	0	0	1	0.0
Benoit Pouliot	2	0	0	0	-4	2	0	0	0	0	1	0.0
Marco Scandella	2	0	0	0	0	0	0	0	0	0	4	0.0
Victor Antipin	1	0	0	0	-1	0	0	0	0	0	0	0.0
Taylor Fedun	1	0	0	0	-1	0	0	0	0	0	0	0.0
Josh Gorges	1	0	0	0	-2	2	0	0	0	0	0	0.0
Seth Griffith	1	0	0	0	0	0	0	0	0	0	1	0.0
Matt Moulson	1	0	0	0	-1	0	0	0	0	0	0	0.0
Casey Nelson	1	0	0	0	-2	0	0	0	0	0	0	0.0
Evan Rodrigues	1	0	0	0	-1	0	0	0	0	0	0	0.0
Matt Tennyson	1	0	0	0	-3	2	0	0	0	0	3	0.0
Scott Wilson	1	0	0	0	-1	0	0	0	0	0	1	0.0

## Stars Individual Scoring

Player	GP	G	A	P	+/-	PIM	PP	SH	GW	EN	S	%
John Klingberg	2	0	6	6	5	0	0	0	0	0	2	0.0
Radek Faksa	2	2	2	4	4	2	0	0	1	0	5	40.0
Mattias Janmark	2	2	1	3	2	0	1	0	1	0	4	50.0
Esa Lindell	2	1	2	3	6	0	0	0	0	0	3	33.3
Antoine Roussel	2	1	2	3	4	6	0	0	0	0	3	33.3
Remi Elie	2	2	0	2	3	0	0	0	0	0	3	66.7
Jamie Benn	2	1	1	2	1	0	0	0	0	0	4	25.0
Stephen Johns	2	1	1	2	3	0	0	0	0	0	5	20.0
Tyler Seguin	2	1	1	2	2	2	1	0	0	0	2	50.0
Alexander Radulov	2	0	2	2	2	2	0	0	0	0	3	0.0
Jason Spezza	2	0	2	2	3	0	0	0	0	0	3	0.0
Gemel Smith	1	0	2	2	2	0	0	0	0	0	1	0.0
Tyler Pitlick	2	1	0	1	4	0	0	0	0	0	3	33.3
Devin Shore	2	0	1	1	0	2	0	0	0	0	1	0.0
Dan Hamhuis	2	0	0	0	1	0	0	0	0	0	4	0.0
Greg Pateryn	2	0	0	0	0	0	0	0	0	0	1	0.0
Jason Dickinson	1	0	0	0	0	0	0	0	0	0	0	0.0
Martin Hanzal	1	0	0	0	0	0	0	0	0	0	1	0.0
Dillon Heatherington	1	0	0	0	2	9	0	0	0	0	2	0.0
Marc Methot	1	0	0	0	1	2	0	0	0	0	1	0.0
Brett Ritchie	1	0	0	0	0	0	0	0	0	0	3	0.0

## Power Play: 1 - 8 (12.5%) Penalty Killing: 1 - 3 (33.3%)

Goaltender	GP	Min	W-L-OT	SO	GA	SA	SV	GAA	SV%
Chad Johnson	2	80	0-0-0	0	5	28	23	3.75	.821
Robin Lehner	2	40	0-2-0	0	7	26	19	10.52	.731

## Power Play: 2 - 3 (66.7%) Penalty Killing: 7 - 8 (87.5%)

Goaltender	GP	Min	W-L-OT	SO	GA	SA	SV	GAA	SV%
Kari Lehtonen	2	120	2-0-0	0	2	55	53	1.00	.964





# SEASON IN REVIEW

## @ BUF

	Red Wings	Sabres	Attendance	Goaltenders	Winning Goal
Oct 24, 2017	0	1	16,882	Robin Lehner / Jimmy Howard	Benoit Pouliot
Mar 29, 2018	6	3	18,493	Jimmy Howard / Chad Johnson	Andreas Athanasiou

## @ DET

	Red Wings	Sabres	Attendance	Goaltenders	Winning Goal
Nov 17, 2017	3	1	19,515	Jimmy Howard / Robin Lehner	Tomas Tatar
Feb 22, 2018	2	3 (OT)	19,515	Robin Lehner / Jimmy Howard	Marco Scandella

## Sabres Individual Scoring

Player	GP	G	A	P	+/-	PIM	PP	SH	GW	EN	S	%
Rasmus Ristolainen	3	1	2	3	0	2	0	0	0	0	7	14.3
Ryan O'Reilly	4	2	0	2	-2	1	0	0	0	0	10	20.0
Johan Larsson	4	0	2	2	-1	2	0	0	0	0	4	0.0
Jason Pominville	4	0	2	2	1	0	0	0	0	0	8	0.0
Sam Reinhart	4	0	2	2	-2	0	0	0	0	0	7	0.0
Victor Antipin	3	0	2	2	-1	2	0	0	0	0	4	0.0
Marco Scandella	4	1	0	1	0	0	0	0	1	0	5	20.0
Jack Eichel	3	1	0	1	-1	2	0	0	0	0	9	11.1
Evander Kane	3	1	0	1	-1	2	1	0	0	0	12	8.3
Benoit Pouliot	3	1	0	1	0	0	0	0	1	0	4	25.0
Evan Rodrigues	2	1	0	1	-3	0	0	0	0	0	4	25.0
Kyle Okposo	4	0	1	1	-1	2	0	0	0	0	5	0.0
Nathan Beaulieu	3	0	1	1	-2	2	0	0	0	0	5	0.0
Taylor Fedun	1	0	1	1	1	0	0	0	0	0	2	0.0
Brendan Guhle	1	0	1	1	1	0	0	0	0	0	1	0.0
Casey Mittelstadt	1	0	1	1	-1	0	0	0	0	0	1	0.0
Zemgus Girgensoons	3	0	0	0	0	0	0	0	0	0	6	0.0
Jordan Nolan	3	0	0	0	-1	6	0	0	0	0	2	0.0
Nicholas Baptiste	2	0	0	0	-1	2	0	0	0	0	0	0.0
Justin Falk	2	0	0	0	-2	2	0	0	0	0	1	0.0
Josh Gorges	2	0	0	0	-2	0	0	0	0	0	2	0.0
Seth Griffith	2	0	0	0	-1	2	0	0	0	0	1	0.0
Jake McCabe	2	0	0	0	-1	0	0	0	0	0	2	0.0
Casey Nelson	2	0	0	0	-2	2	0	0	0	0	4	0.0
Scott Wilson	2	0	0	0	0	0	0	0	0	0	5	0.0
Justin Bailey	1	0	0	0	0	0	0	0	0	0	1	0.0
Kyle Crisculo	1	0	0	0	0	0	0	0	0	0	1	0.0
Jacob Josefson	1	0	0	0	0	0	0	0	0	0	0	0.0
Matt Moulson	1	0	0	0	0	0	0	0	0	0	1	0.0
Matt Tennyson	1	0	0	0	0	0	0	0	0	0	0	0.0

**Power Play:** 2 - 13 (15.4%) **Penalty Killing:** 14 - 15 (93.3%) 

Goaltender	GP	Min	W-L-OT	SO	GA	SA	SV	GAA	SV%
Robin Lehner	4	225	2-1-0	1	8	122	114	2.14	.934
Chad Johnson	1	20	0-1-0	0	3	12	9	9.13	.750

## Red Wings Individual Scoring

Player	GP	G	A	P	+/-	PIM	PP	SH	GW	EN	S	%
Justin Abdelkader	4	1	3	4	1	2	1	0	0	0	6	16.7
Dylan Larkin	4	2	1	3	1	8	0	0	0	0	12	16.7
Frans Nielsen	4	0	3	3	4	0	0	0	0	0	6	0.0
Darren Helm	4	1	1	2	2	2	0	1	0	0	8	12.5
Anthony Mantha	4	1	1	2	1	2	0	0	0	0	9	11.1
Andreas Athanasiou	3	1	1	2	1	0	0	0	1	0	7	14.3
Evgeny Svechnikov	1	1	1	2	2	0	0	0	0	0	1	100.0
Henrik Zetterberg	4	0	2	2	0	2	0	0	0	0	12	0.0
Jonathan Ericsson	4	1	0	1	1	2	0	0	0	0	5	20.0
Luke Glendening	4	1	0	1	-1	2	0	0	0	0	7	14.3
Tomas Tatar	3	1	0	1	1	0	0	0	1	0	6	16.7
Danny DeKeyser	2	1	0	1	2	0	0	0	0	0	4	25.0
Niklas Kronwall	4	0	1	1	0	2	0	0	0	0	4	0.0
Gustav Nyquist	4	0	1	1	1	0	0	0	0	0	15	0.0
Xavier Ouellet	3	0	1	1	0	0	0	0	0	0	3	0.0
Joe Hicketts	1	0	1	1	3	0	0	0	0	0	0	0.0
Trevor Daley	4	0	0	0	2	4	0	0	0	0	5	0.0
Nick Jensen	4	0	0	0	-2	0	0	0	0	0	10	0.0
Tyler Bertuzzi	2	0	0	0	0	0	0	0	0	0	4	0.0
Martin Frk	2	0	0	0	1	2	0	0	0	0	6	0.0
Mike Green	2	0	0	0	2	0	0	0	0	0	1	0.0
Scott Wilson	2	0	0	0	0	0	0	0	0	0	3	0.0
David Booth	1	0	0	0	-1	0	0	0	0	0	0	0.0
Brian Lashoff	1	0	0	0	0	0	0	0	0	0	0	0.0
Luke Witkowski	1	0	0	0	0	0	0	0	0	0	0	0.0

**Power Play:** 1 - 15 (6.7%) **Penalty Killing:** 11 - 13 (84.6%) 

Goaltender	GP	Min	W-L-OT	SO	GA	SA	SV	GAA	SV%
Jimmy Howard	4	241	2-1-1	0	8	114	106	1.99	.930





# SEASON IN REVIEW

## @ BUF

Oilers	Sabres	Attendance	Goaltenders	Winning Goal	
Nov 24, 2017	1	3	19,070	Robin Lehner / Laurent Brossoit	Jack Eichel

## @ EDM

Oilers	Sabres	Attendance	Goaltenders	Winning Goal	
Jan 23, 2018	0	5	18,347	Robin Lehner / Cam Talbot	Sam Reinhart

## Sabres Individual Scoring



Player	GP	G	A	P	+/-	PIM	PP	SH	GW	EN	S	%
Jack Eichel	2	2	3	5	3	0	1	0	1	0	8	25.0
Kyle Okposo	2	1	3	4	3	2	0	0	0	1	4	25.0
Rasmus Ristolainen	2	0	4	4	3	0	0	0	0	0	7	0.0
Sam Reinhart	2	1	2	3	1	0	1	0	1	0	4	25.0
Ryan O'Reilly	2	2	0	2	1	0	1	0	0	0	5	40.0
Evander Kane	2	0	2	2	2	0	0	0	0	0	7	0.0
Zemgus Girgensons	2	1	0	1	0	0	0	0	0	0	4	25.0
Jacob Josefson	1	1	0	1	1	0	0	0	0	0	2	50.0
Jordan Nolan	2	0	1	1	1	0	0	0	0	0	3	0.0
Scott Wilson	1	0	1	1	1	0	0	0	0	0	5	0.0
Victor Antipin	2	0	0	0	1	0	0	0	0	0	3	0.0
Justin Falk	2	0	0	0	0	0	0	0	0	0	0	0.0
Johan Larsson	2	0	0	0	-1	0	0	0	0	0	1	0.0
Jake McCabe	2	0	0	0	0	4	0	0	0	0	1	0.0
Jason Pominville	2	0	0	0	1	0	0	0	0	0	2	0.0
Benoit Pouliot	2	0	0	0	0	0	0	0	0	0	1	0.0
Marco Scandella	2	0	0	0	3	0	0	0	0	0	3	0.0
Nathan Beaulieu	1	0	0	0	1	2	0	0	0	0	0	0.0
Kyle Criscuolo	1	0	0	0	-1	2	0	0	0	0	0	0.0
Casey Nelson	1	0	0	0	0	0	0	0	0	0	3	0.0
Evan Rodrigues	1	0	0	0	0	0	0	0	0	0	2	0.0

## Oilers Individual Scoring



Player	GP	G	A	P	+/-	PIM	PP	SH	GW	EN	S	%
Yohann Auvinu	1	1	0	1	0	0	0	0	0	0	2	50.0
Matt Benning	2	0	0	0	-3	0	0	0	0	0	4	0.0
Drake Caggiula	2	0	0	0	-1	2	0	0	0	0	1	0.0
Leon Draisaitl	2	0	0	0	-4	0	0	0	0	0	7	0.0
Zack Kassian	2	0	0	0	0	2	0	0	0	0	1	0.0
Juhjar Khaira	2	0	0	0	1	2	0	0	0	0	2	0.0
Adam Larsson	2	0	0	0	-1	2	0	0	0	0	1	0.0
Mark Letestu	2	0	0	0	0	2	0	0	0	0	5	0.0
Milan Lucic	2	0	0	0	-2	0	0	0	0	0	1	0.0
Patrick Maroon	2	0	0	0	-3	2	0	0	0	0	4	0.0
Connor McDavid	2	0	0	0	-3	0	0	0	0	0	6	0.0
Darnell Nurse	2	0	0	0	0	0	0	0	0	0	5	0.0
Jesse Puljujarvi	2	0	0	0	0	0	0	0	0	0	2	0.0
Kris Russell	2	0	0	0	-1	0	0	0	0	0	2	0.0
Ryan Strome	2	0	0	0	1	0	0	0	0	0	5	0.0
Michael Cammalleri	1	0	0	0	-1	0	0	0	0	0	1	0.0
Eric Gryba	1	0	0	0	-1	2	0	0	0	0	1	0.0
Oscar Klefbom	1	0	0	0	-1	0	0	0	0	0	4	0.0
Ryan Nugent-Hopkins	1	0	0	0	-2	0	0	0	0	0	2	0.0
Iiro Pakarinen	1	0	0	0	0	0	0	0	0	0	0	0.0
Andrej Sekera	1	0	0	0	0	0	0	0	0	0	1	0.0
Anton Slepyshev	1	0	0	0	0	0	0	0	0	0	6	0.0

## Power Play: 3 - 7 (42.9%) Penalty Killing: 5 - 5 (100%)



Goaltender	GP	Min	W-L-OT	SO	GA	SA	SV	GAA	SV%
Robin Lehner	2	120	2-0-0	1	1	63	62	0.50	.984

## Power Play: 0 - 5 (0%) Penalty Killing: 4 - 7 (57.1%)



Goaltender	GP	Min	W-L-OT	SO	GA	SA	SV	GAA	SV%
Laurent Brossoit	1	58	0-1-0	0	2	30	28	2.07	.933
Al Montoya	1	28	0-0-0	0	1	12	11	2.12	.917
Cam Talbot	1	32	0-1-0	0	4	22	18	7.61	.818





# SEASON IN REVIEW

@ BUF	Panthers	Sabres	Attendance	Goaltenders	Winning Goal
Nov 10, 2017	4	1	17,812	Roberto Luongo / Robin Lehner	Ian McCoshen
Feb 1, 2018	4	2	16,707	Harri Sateri / Chad Johnson	Denis Malgin


@ FLA	Panthers	Sabres	Attendance	Goaltenders	Winning Goal
Mar 2, 2018	4	1	12,759	James Reimer / Robin Lehner	Aaron Ekblad
Apr 7, 2018	4	3	16,254	James Reimer / Adam Wilcox	Vincent Trocheck

### Sabres Individual Scoring


Player	GP	G	A	P	+/-	PIM	PP	SH	GW	EN	S	%
Ryan O'Reilly	3	1	2	3	0	2	0	0	0	0	7	14.3
Sam Reinhart	4	2	0	2	-2	2	1	0	0	0	10	20.0
Kyle Okposo	4	0	2	2	-1	2	0	0	0	0	4	0.0
Victor Antipin	4	0	2	2	1	0	0	0	0	0	8	0.0
Jason Pominville	4	0	2	2	-2	0	0	0	0	0	7	0.0
Zemgus Girgensons	3	0	2	2	-1	2	0	0	0	0	4	0.0
Johan Larsson	4	1	0	1	0	0	0	0	1	0	5	20.0
Jack Eichel	3	1	0	1	-1	2	0	0	0	0	9	11.1
Evander Kane	3	1	0	1	-1	2	1	0	0	0	12	8.3
Brendan Guhle	3	1	0	1	0	0	0	0	1	0	4	25.0
Casey Mittelstadt	2	1	0	1	-3	0	0	0	0	0	4	25.0
Evan Rodrigues	4	0	1	1	-1	2	0	0	0	0	5	0.0
Nicholas Baptiste	3	0	1	1	-2	2	0	0	0	0	5	0.0
Jordan Nolan	1	0	1	1	1	0	0	0	0	0	2	0.0
Marco Scandella	1	0	1	1	1	0	0	0	0	0	1	0.0
Nathan Beaulieu	1	0	1	1	-1	0	0	0	0	0	1	0.0
Casey Nelson	3	0	0	0	0	0	0	0	0	0	6	0.0
Rasmus Ristolainen	3	0	0	0	-1	6	0	0	0	0	2	0.0
Scott Wilson	2	0	0	0	-1	2	0	0	0	0	0	0.0
Justin Falk	2	0	0	0	-2	2	0	0	0	0	1	0.0
Josh Gorges	2	0	0	0	-2	0	0	0	0	0	2	0.0
Seth Griffith	2	0	0	0	-1	2	0	0	0	0	1	0.0
Jacob Josefson	2	0	0	0	-1	0	0	0	0	0	2	0.0
Jake McCabe	2	0	0	0	-2	2	0	0	0	0	4	0.0
Benoit Pouliot	2	0	0	0	0	0	0	0	0	0	5	0.0
Taylor Fedun	1	0	0	0	0	0	0	0	0	0	1	0.0
Alexander Nylander	1	0	0	0	0	0	0	0	0	0	1	0.0

### Panthers Individual Scoring

Player	GP	G	A	P	+/-	PIM	PP	SH	GW	EN	S	%
Colton Sceviour	4	3	2	5	5	7	0	0	0	0	7	42.9
Evgenii Dadonov	4	1	4	5	3	0	0	0	0	0	12	8.3
Jonathan Huberdeau	4	1	4	5	2	0	1	0	0	0	12	8.3
Vincent Trocheck	4	2	2	4	1	2	0	0	1	2	8	25.0
Aleksander Barkov	3	2	2	4	5	0	0	0	0	1	5	40.0
Nick Bjugstad	4	1	3	4	3	8	0	0	0	0	14	7.1
Keith Yandle	4	1	3	4	5	2	1	0	0	0	11	9.1
Aaron Ekblad	4	1	2	3	5	2	0	0	1	0	6	16.7
Jared McCann	3	0	3	3	4	2	0	0	0	0	7	0.0
Mike Matheson	4	2	0	2	1	2	1	0	0	0	9	22.2
Denis Malgin	1	1	0	1	1	0	0	0	1	0	3	33.3
Ian McCoshen	1	1	0	1	1	0	0	0	1	0	1	100.0
Derek MacKenzie	3	0	1	1	1	0	0	0	0	0	3	0.0
Jamie McGinn	3	0	1	1	1	0	0	0	0	0	0	0.0
Frank Vatrano	1	0	1	1	0	0	0	0	0	0	0	0.0
Michael Haley	4	0	0	0	0	38	0	0	0	0	3	0.0
Mark Pysyk	4	0	0	0	2	0	0	0	0	0	5	0.0
MacKenzie Weegar	4	0	0	0	3	4	0	0	0	0	4	0.0
Connor Brickley	3	0	0	0	0	0	0	0	0	0	3	0.0
Maxim Mamin	3	0	0	0	1	0	0	0	0	0	2	0.0
Alexander Petrovic	3	0	0	0	2	27	0	0	0	0	1	0.0
Radim Vrbata	2	0	0	0	-1	2	0	0	0	0	4	0.0
Henrik Borgstrom	1	0	0	0	0	0	0	0	0	0	0	0.0
Dryden Hunt	1	0	0	0	0	0	0	0	0	0	0	0.0

**Power Play:** 3 - 11 (27.3%) **Penalty Killing:** 13 - 16 (81.2%) 

Goaltender	GP	Min	W-L-OT	SO	GA	SA	SV	GAA	SV%
Adam Wilcox	1	39	0-0-0	0	0	14	14	0.00	1.000
Robin Lehner	2	119	0-2-0	0	6	59	53	3.03	.898
Chad Johnson	2	80	0-2-0	0	7	44	37	5.27	0.841

**Power Play:** 3 - 16 (18.8%) **Penalty Killing:** 8 - 11 (72.7%) 

Goaltender	GP	Min	W-L-OT	SO	GA	SA	SV	GAA	SV%
James Reimer	2	119	2-0-0	0	4	66	62	2.01	.939
Roberto Luongo	1	60	1-0-0	0	1	25	24	1.00	.960
Harri Sateri	1	60	1-0-0	0	2	32	30	2.00	.938







# SEASON IN REVIEW

## @ BUF

	Kings	Sabres	Attendance	Goaltenders	Winning Goal
Feb 17, 2018	4	2	18,632	Jonathan Quick / Robin Lehner	Anze Kopitar

## @ LAK

	Kings	Sabres	Attendance	Goaltenders	Winning Goal
Oct 14, 2017	4	2	18,230	Jonathan Quick / Robin Lehner	Drew Doughty

## Sabres Individual Scoring



Player	GP	G	A	P	+/-	PIM	PP	SH	GW	EN	S	%
Jack Eichel	1	1	1	2	1	2	0	0	0	0	4	25.0
Jason Pominville	2	0	2	2	1	0	0	0	0	0	3	0.0
Zemgus Girgensons	2	1	0	1	1	0	0	0	0	0	1	100.0
Rasmus Ristolainen	2	1	0	1	0	2	0	0	0	0	5	20.0
Marco Scandella	2	1	0	1	2	0	0	0	0	0	5	20.0
Evander Kane	2	0	1	1	2	2	0	0	0	0	8	0.0
Nathan Beaulieu	2	0	0	0	-3	0	0	0	0	0	1	0.0
Jacob Josefson	2	0	0	0	0	0	0	0	0	0	2	0.0
Johan Larsson	2	0	0	0	-2	2	0	0	0	0	2	0.0
Jordan Nolan	2	0	0	0	0	0	0	0	0	0	1	0.0
Ryan O'Reilly	2	0	0	0	1	0	0	0	0	0	6	0.0
Benoit Pouliot	2	0	0	0	-2	2	0	0	0	0	2	0.0
Sam Reinhart	2	0	0	0	-1	0	0	0	0	0	8	0.0
Victor Antipin	1	0	0	0	0	0	0	0	0	0	1	0.0
Justin Falk	1	0	0	0	-1	0	0	0	0	0	0	0.0
Josh Gorges	1	0	0	0	1	2	0	0	0	0	0	0.0
Seth Griffith	1	0	0	0	0	0	0	0	0	0	1	0.0
Jake McCabe	1	0	0	0	1	0	0	0	0	0	0	0.0
Matt Moulson	1	0	0	0	0	0	0	0	0	0	2	0.0
Casey Nelson	1	0	0	0	-1	0	0	0	0	0	0	0.0
Kyle Okposo	1	0	0	0	-2	0	0	0	0	0	3	0.0
Evan Rodrigues	1	0	0	0	-2	0	0	0	0	0	2	0.0
Matt Tennyson	1	0	0	0	0	0	0	0	0	0	1	0.0
Scott Wilson	1	0	0	0	-2	0	0	0	0	0	2	0.0

<b>Power Play:</b> 0 - 5 (0%)	<b>Penalty Killing:</b> 2 - 5 (40%)
-------------------------------	-------------------------------------

Goaltender	GP	Min	W-L-OT	SO	GA	SA	SV	GAA	SV%
Chad Johnson	1	17	0-0-0	0	0	6	6	0.00	1.000
Robin Lehner	2	99	0-2-0	0	7	59	52	4.25	.881

## Kings Individual Scoring



Player	GP	G	A	P	+/-	PIM	PP	SH	GW	EN	S	%
Anze Kopitar	2	2	1	3	-1	0	0	0	1	0	4	50.0
Dustin Brown	2	1	2	3	-1	2	1	0	0	0	7	14.3
Drew Doughty	2	1	2	3	-1	0	1	0	1	0	3	33.3
Michael Amadio	1	2	0	2	2	0	0	0	0	0	3	66.7
Tyler Toffoli	2	1	1	2	0	0	1	0	0	0	4	25.0
Jeff Carter	1	0	2	2	0	0	0	0	0	0	2	0.0
Tanner Pearson	2	1	0	1	2	0	0	0	0	1	7	14.3
Andy Andreoff	2	0	1	1	0	2	0	0	0	0	4	0.0
Jonny Brodzinski	2	0	1	1	2	0	0	0	0	0	4	0.0
Alex Iafallo	2	0	1	1	0	2	0	0	0	0	5	0.0
Alec Martinez	2	0	1	1	2	0	0	0	0	0	3	0.0
Jake Muzzin	2	0	1	1	0	2	0	0	0	0	4	0.0
Oscar Fantenberg	1	0	1	1	0	0	0	0	0	0	1	0.0
Christian Folin	2	0	0	0	0	0	0	0	0	0	5	0.0
Derek Forbort	2	0	0	0	-1	0	0	0	0	0	2	0.0
Adrian Kempe	2	0	0	0	0	0	0	0	0	0	2	0.0
Kyle Clifford	1	0	0	0	0	0	0	0	0	0	1	0.0
Nic Dowd	1	0	0	0	0	0	0	0	0	0	0	0.0
Trevor Lewis	1	0	0	0	0	0	0	0	0	0	3	0.0
Torrey Mitchell	1	0	0	0	0	0	0	0	0	0	0	0.0
Dion Phaneuf	1	0	0	0	2	4	0	0	0	0	1	0.0
Nick Shore	1	0	0	0	0	0	0	0	0	0	0	0.0
Nate Thompson	1	0	0	0	-1	0	0	0	0	0	1	0.0

<b>Power Play:</b> 3 - 5 (60%)	<b>Penalty Killing:</b> 5 - 5 (100%)
--------------------------------	--------------------------------------

Goaltender	GP	Min	W-L-OT	SO	GA	SA	SV	GAA	SV%
Jonathan Quick	2	120	2-0-0	0	4	60	56	2.00	.933






# SEASON IN REVIEW


<b>@ BUF</b>	Wild	Sabres	Attendance	Goaltenders	Winning Goal
Nov 22, 2017	5	4	17,418	Devan Dubnyk / Robin Lehner	Mikael Granlund


<b>@ MIN</b>	Wild	Sabres	Attendance	Goaltenders	Winning Goal
Jan 4, 2018	6	2	19,017	Devan Dubnyk / Robin Lehner	Nino Niederreiter

**Sabres Individual Scoring** 

Player	GP	G	A	P	+/-	PIM	PP	SH	GW	EN	S	%
Jordan Nolan	2	2	0	2	0	10	0	0	0	0	2	100.0
Sam Reinhart	2	2	0	2	-1	2	0	0	0	0	7	28.6
Evander Kane	2	1	1	2	1	0	0	0	0	0	6	16.7
Jake McCabe	2	0	2	2	0	0	0	0	0	0	6	0.0
Jason Pominville	2	0	2	2	1	0	0	0	0	0	5	0.0
Jack Eichel	2	1	0	1	-1	0	0	0	0	0	7	14.3
Nathan Beaulieu	2	0	1	1	0	2	0	0	0	0	1	0.0
Jacob Josefson	2	0	1	1	1	0	0	0	0	0	2	0.0
Johan Larsson	2	0	1	1	-1	0	0	0	0	0	2	0.0
Kyle Okposo	2	0	1	1	0	0	0	0	0	0	3	0.0
Marco Scandella	2	0	1	1	2	0	0	0	0	0	6	0.0
Zach Bogosian	1	0	1	1	-1	0	0	0	0	0	3	0.0
Justin Falk	2	0	0	0	-3	0	0	0	0	0	1	0.0
Zemgus Girgensons	2	0	0	0	-1	0	0	0	0	0	1	0.0
Ryan O'Reilly	2	0	0	0	-1	0	0	0	0	0	4	0.0
Benoit Pouliot	2	0	0	0	-2	2	0	0	0	0	2	0.0
Victor Antipin	1	0	0	0	-1	0	0	0	0	0	2	0.0
Kyle Criscuolo	1	0	0	0	-1	0	0	0	0	0	1	0.0
Josh Gorges	1	0	0	0	0	2	0	0	0	0	0	0.0
Rasmus Ristolainen	1	0	0	0	-1	15	0	0	0	0	3	0.0
Evan Rodrigues	1	0	0	0	-1	0	0	0	0	0	1	0.0

**Wild Individual Scoring** 

Player	GP	G	A	P	+/-	PIM	PP	SH	GW	EN	S	%
Nino Niederreiter	2	5	0	5	3	0	2	0	1	0	8	62.5
Mikael Granlund	2	2	3	5	3	2	1	0	1	0	6	33.3
Mikko Koivu	2	1	4	5	4	0	0	0	0	0	9	11.1
Charlie Coyle	2	1	2	3	1	0	0	0	0	0	6	16.7
Marcus Foligno	2	0	2	2	2	10	0	0	0	0	0	0.0
Ryan Suter	2	0	2	2	0	0	0	0	0	0	2	0.0
Tyler Ennis	2	1	0	1	0	0	0	0	0	0	6	16.7
Daniel Winnik	2	1	0	1	1	0	0	0	0	0	2	50.0
Jonas Brodin	2	0	1	1	3	2	0	0	0	0	1	0.0
Jared Spurgeon	2	0	1	1	0	0	0	0	0	0	0	0.0
Eric Staal	2	0	1	1	-3	0	0	0	0	0	6	0.0
Jason Zucker	2	0	1	1	-2	2	0	0	0	0	2	0.0
Joel Eriksson Ek	1	0	1	1	1	0	0	0	0	0	2	0.0
Zach Parise	1	0	1	1	0	0	0	0	0	0	3	0.0
Nate Prosser	1	0	1	1	1	0	0	0	0	0	0	0.0
Matt Cullen	2	0	0	0	-1	0	0	0	0	0	1	0.0
Matt Dumba	2	0	0	0	3	0	0	0	0	0	2	0.0
Gustav Olofsson	2	0	0	0	-1	2	0	0	0	0	1	0.0
Zack Mitchell	1	0	0	0	-2	0	0	0	0	0	1	0.0
Mike Reilly	1	0	0	0	-2	4	0	0	0	0	0	0.0
Chris Stewart	1	0	0	0	-1	0	0	0	0	0	1	0.0

**Power Play:** 0 - 6 (0%) **Penalty Killing:** 3 - 6 (50%) 

Goaltender	GP	Min	W-L-OT	SO	GA	SA	SV	GAA	SV%
Chad Johnson	2	40	0-0-0	0	3	23	20	4.50	.870
Robin Lehner	2	79	0-2-0	0	8	36	28	6.09	.778

**Power Play:** 3 - 6 (50%) **Penalty Killing:** 0 - 6 (100%) 

Goaltender	GP	Min	W-L-OT	SO	GA	SA	SV	GAA	SV%
Devan Dubnyk	2	120	2-0-0	0	6	65	59	3.00	.908





# SEASON IN REVIEW

## @ BUF

	Canadiens	Sabres	Attendance	Goaltenders	Winning Goal
Oct 5, 2017	3 (SO)	2	19,070	Carey Price / Robin Lehner	Jonathan Drouin
Mar 23, 2018	3	0	18,594	Antti Niemi / Linus Ullmark	Artturi Lehkonen

## @ MTL

	Canadiens	Sabres	Attendance	Goaltenders	Winning Goal
Nov 11, 2017	2 (OT)	1	21,302	Charlie Lindgren / Chad Johnson	Max Pacioretty
Nov 25, 2017	3	0	21,302	Carey Price / Robin Lehner	Jeff Petry

## Sabres Individual Scoring

Player	GP	G	A	P	+/-	PIM	PP	SH	GW	EN	S	%
Jason Pominville	4	2	0	2	0	2	1	0	0	0	8	25.0
Evander Kane	3	0	2	2	1	2	0	0	0	0	21	0.0
Ryan O'Reilly	4	1	0	1	-6	0	1	0	0	0	10	10.0
Jack Eichel	4	0	1	1	-3	4	0	0	0	0	19	0.0
Kyle Okposo	4	0	1	1	-4	2	0	0	0	0	10	0.0
Seth Griffith	2	0	1	1	0	4	0	0	0	0	3	0.0
Zemgus Girgensons	4	0	0	0	-1	0	0	0	0	0	9	0.0
Johan Larsson	4	0	0	0	-2	2	0	0	0	0	2	0.0
Jordan Nolan	4	0	0	0	-1	0	0	0	0	0	5	0.0
Benoit Pouliot	4	0	0	0	-2	0	0	0	0	0	6	0.0
Sam Reinhart	4	0	0	0	-4	0	0	0	0	0	11	0.0
Marco Scandella	4	0	0	0	-4	0	0	0	0	0	8	0.0
Victor Antipin	3	0	0	0	0	0	0	0	0	0	2	0.0
Nathan Beaulieu	3	0	0	0	0	0	0	0	0	0	7	0.0
Josh Gorges	3	0	0	0	0	5	0	0	0	0	1	0.0
Jake McCabe	3	0	0	0	0	0	0	0	0	0	5	0.0
Rasmus Ristolainen	3	0	0	0	-4	0	0	0	0	0	7	0.0
Nicholas Baptiste	2	0	0	0	0	0	0	0	0	0	2	0.0
Jacob Josefson	2	0	0	0	0	0	0	0	0	0	0	0.0
Justin Falk	1	0	0	0	0	0	0	0	0	0	1	0.0
Taylor Fedun	1	0	0	0	0	0	0	0	0	0	2	0.0
Brendan Guhle	1	0	0	0	-1	0	0	0	0	0	3	0.0
Matt Moulson	1	0	0	0	0	0	0	0	0	0	1	0.0
Casey Nelson	1	0	0	0	-1	0	0	0	0	0	3	0.0
Evan Rodrigues	1	0	0	0	0	0	0	0	0	0	0	0.0
Matt Tennyson	1	0	0	0	-1	0	0	0	0	0	2	0.0
Scott Wilson	1	0	0	0	-2	0	0	0	0	0	3	0.0

## Canadiens Individual Scoring

Player	GP	G	A	P	+/-	PIM	PP	SH	GW	EN	S	%
Jonathan Drouin	4	0	5	5	3	0	0	0	0	0	8	0.0
Paul Byron	4	2	1	3	3	0	0	1	0	1	10	20.0
Max Pacioretty	3	2	1	3	3	2	0	0	1	0	17	11.8
Alex Galchenyuk	4	1	2	3	2	2	0	0	0	0	7	14.3
Brendan Gallagher	4	1	1	2	2	0	0	0	0	1	9	11.1
Phillip Danault	3	1	1	2	2	0	0	1	0	0	5	20.0
Jeff Petry	4	1	0	1	2	0	1	0	1	0	2	50.0
Artturi Lehkonen	3	1	0	1	0	4	0	0	1	0	7	14.3
Andrew Shaw	3	1	0	1	0	4	1	0	0	0	5	20.0
Karl Alzner	4	0	1	1	2	0	0	0	0	0	2	0.0
Jacob de la Rose	4	0	1	1	1	0	0	0	0	0	4	0.0
Charles Hudon	4	0	1	1	0	2	0	0	0	0	12	0.0
Shea Weber	2	0	1	1	1	0	0	0	0	0	2	0.0
Logan Shaw	1	0	1	1	1	0	0	0	0	0	0	0.0
Jordie Benn	4	0	0	0	2	5	0	0	0	0	3	0.0
Byron Froese	3	0	0	0	0	0	0	0	0	0	2	0.0
Victor Mete	3	0	0	0	3	0	0	0	0	0	3	0.0
Tomas Plekanec	3	0	0	0	0	4	0	0	0	0	6	0.0
Nicolas Deslauriers	2	0	0	0	0	0	0	0	0	0	0	0.0
Joe Morrow	2	0	0	0	0	0	0	0	0	0	3	0.0
Daniel Carr	1	0	0	0	0	0	0	0	0	0	1	0.0
Ales Hemsky	1	0	0	0	0	4	0	0	0	0	2	0.0
Jakub Jerabek	1	0	0	0	1	0	0	0	0	0	1	0.0
Noah Juulsen	1	0	0	0	2	0	0	0	0	0	1	0.0
Brett Lernout	1	0	0	0	0	0	0	0	0	0	0	0.0
Mike Reilly	1	0	0	0	0	0	0	0	0	0	2	0.0
Nikita Scherbak	1	0	0	0	1	2	0	0	0	0	2	0.0
Mark Streit	1	0	0	0	0	0	0	0	0	0	3	0.0

## Power Play: 2 - 12 (16.7%) Penalty Killing: 7 - 9 (77.8%)

Goaltender	GP	Min	W-L-OT	SO	GA	SA	SV	GAA	SV%
Linus Ullmark	1	59	0-1-0	0	1	22	21	1.02	.955
Chad Johnson	1	63	0-0-1	0	2	29	27	1.90	.931
Robin Lehner	2	119	0-1-1	0	5	66	61	2.51	0.924

## Power Play: 2 - 9 (22.2%) Penalty Killing: 10 - 12 (83.3%)

Goaltender	GP	Min	W-L-OT	SO	GA	SA	SV	GAA	SV%
Carey Price	2	125	2-0-0	1	2	81	79	0.96	.975
Antti Niemi	1	60	1-0-0	1	0	35	35	0.00	1.000
Charlie Lindgren	1	63	1-0-0	0	1	35	34	0.95	.971





# SEASON IN REVIEW

## @ BUF

	Predators	Sabres	Attendance	Goaltenders	Winning Goal
Mar 19, 2018	4	0	17,507	Pekka Rinne / Linus Ullmark	Mike Fisher

## @ NSH

	Predators	Sabres	Attendance	Goaltenders	Winning Goal
Mar 31, 2018	4	7	17,551	Chad Johnson / Pekka Rinne	Sam Reinhart

## Sabres Individual Scoring

Player	GP	G	A	P	+/-	PIM	PP	SH	GW	EN	S	%
Jack Eichel	2	0	5	5	-2	0	0	0	0	0	10	0.0
Sam Reinhart	2	3	0	3	-1	0	2	0	1	0	8	37.5
Ryan O'Reilly	2	1	2	3	0	0	1	0	0	0	6	16.7
Rasmus Ristolainen	2	0	3	3	0	0	0	0	0	0	4	0.0
Kyle Okposo	2	2	0	2	-1	2	1	0	0	0	7	28.6
Jason Pominville	2	1	0	1	-2	0	0	0	0	0	4	25.0
Evan Rodrigues	2	0	1	1	0	0	0	0	0	0	3	0.0
Zemgus Girgensons	1	0	1	1	-1	2	0	0	0	0	1	0.0
Casey Mittelstadt	1	0	1	1	0	0	0	0	0	0	1	0.0
Nicholas Baptiste	2	0	0	0	0	0	0	0	0	0	4	0.0
Justin Falk	2	0	0	0	-1	0	0	0	0	0	2	0.0
Brendan Guhle	2	0	0	0	-2	2	0	0	0	0	6	0.0
Johan Larsson	2	0	0	0	-2	0	0	0	0	0	4	0.0
Casey Nelson	2	0	0	0	-2	0	0	0	0	0	3	0.0
Benoit Pouliot	2	0	0	0	0	2	0	0	0	0	1	0.0
Marco Scandella	2	0	0	0	-2	0	0	0	0	0	0	0.0
Scott Wilson	2	0	0	0	-2	0	0	0	0	0	3	0.0
Victor Antipin	1	0	0	0	0	0	0	0	0	0	0	0.0
Justin Bailey	1	0	0	0	0	0	0	0	0	0	2	0.0
Nathan Beaulieu	1	0	0	0	-1	0	0	0	0	0	2	0.0
Jordan Nolan	1	0	0	0	-1	0	0	0	0	0	0	0.0

## Predators Individual Scoring

Player	GP	G	A	P	+/-	PIM	PP	SH	GW	EN	S	%
Nick Bonino	2	1	1	2	2	0	0	0	0	0	2	50.0
Ryan Johansen	2	1	1	2	1	2	0	0	0	0	4	25.0
Kyle Turris	2	1	1	2	1	2	0	0	0	0	5	20.0
Filip Forsberg	1	1	1	2	2	0	0	0	0	0	3	33.3
Austin Watson	1	1	1	2	1	14	0	0	0	0	3	33.3
Viktor Arvidsson	2	0	2	2	2	0	0	0	0	0	5	0.0
Mike Fisher	2	1	0	1	0	2	0	0	1	0	3	33.3
Ryan Hartman	2	1	0	1	0	0	0	0	0	0	7	14.3
P.K. Subban	2	1	0	1	0	0	1	0	0	0	3	33.3
Mattias Ekholm	2	0	1	1	2	2	0	0	0	0	3	0.0
Ryan Ellis	2	0	1	1	1	0	0	0	0	0	8	0.0
Alexei Emelin	2	0	1	1	1	2	0	0	0	0	0	0.0
Kevin Fiala	2	0	1	1	0	2	0	0	0	0	3	0.0
Scott Hartnell	2	0	1	1	0	15	0	0	0	0	3	0.0
Roman Josi	2	0	1	1	3	0	0	0	0	0	6	0.0
Colton Sissons	2	0	1	1	3	0	0	0	0	0	1	0.0
Craig Smith	2	0	1	1	-1	0	0	0	0	0	8	0.0
Miikka Salomaki	1	0	1	1	1	0	0	0	0	0	0	0.0
Anthony Bitetto	2	0	0	0	1	0	0	0	0	0	1	0.0
Eeli Tolvanen	1	0	0	0	0	0	0	0	0	0	0	0.0

## Power Play: 4 - 11 (36.4%) Penalty Killing: 3 - 4 (75%)

Goaltender	GP	Min	W-L-OT	SO	GA	SA	SV	GAA	SV%
Chad Johnson	1	60	1-0-0	0	4	36	32	4.00	.889
Linus Ullmark	1	60	0-1-0	0	4	32	28	4.03	.875

## Power Play: 1 - 4 (25%) Penalty Killing: 7 - 11 (63.6%)

Goaltender	GP	Min	W-L-OT	SO	GA	SA	SV	GAA	SV%
Pekka Rinne	2	100	1-1-0	1	6	64	58	3.60	.906
Juuse Saros	1	17	0-0-0	0	1	7	6	3.52	.857





# SEASON IN REVIEW

@ BUF	Devils	Sabres	Attendance	Goaltenders	Winning Goal
Oct 9, 2017	6	2	17,697	Cory Schneider / Chad Johnson	Jesper Bratt
Jan 30, 2018	3	1	17,460	Keith Kinkaid / Robin Lehner	Taylor Hall

@ NJD	Devils	Sabres	Attendance	Goaltenders	Winning Goal
Dec 29, 2017	3	4 (OT)	16,514	Robin Lehner / Cory Schneider	Rasmus Ristolainen

## Sabres Individual Scoring

Player	GP	G	A	P	+/-	PIM	PP	SH	GW	EN	S	%
Rasmus Ristolainen	3	1	2	3	-4	0	0	0	1	0	7	14.3
Jack Eichel	3	2	0	2	-1	0	1	0	0	0	8	25.0
Evander Kane	3	2	0	2	-4	0	1	0	0	0	7	28.6
Jake McCabe	3	1	1	2	-1	2	1	0	0	0	5	20.0
Ryan O'Reilly	3	0	2	2	-1	0	0	0	0	0	8	0.0
Jacob Josefson	2	1	0	1	-1	0	0	0	0	0	3	33.3
Zemgus Girgensons	3	0	1	1	0	4	0	0	0	0	2	0.0
Kyle Okposo	3	0	1	1	-1	2	0	0	0	0	5	0.0
Jason Pominville	3	0	1	1	-6	2	0	0	0	0	2	0.0
Jordan Nolan	1	0	1	1	1	0	0	0	0	0	1	0.0
Johan Larsson	3	0	0	0	-2	0	0	0	0	0	4	0.0
Benoit Pouliot	3	0	0	0	-2	0	0	0	0	0	1	0.0
Sam Reinhart	3	0	0	0	0	0	0	0	0	0	5	0.0
Marco Scandella	3	0	0	0	-4	0	0	0	0	0	8	0.0
Victor Antipin	2	0	0	0	-2	0	0	0	0	0	1	0.0
Nathan Beaulieu	2	0	0	0	-3	5	0	0	0	0	4	0.0
Justin Falk	2	0	0	0	-1	0	0	0	0	0	0	0.0
Evan Rodrigues	2	0	0	0	-3	0	0	0	0	0	3	0.0
Nicholas Baptiste	1	0	0	0	0	0	0	0	0	0	0	0.0
Zach Bogosian	1	0	0	0	1	0	0	0	0	0	1	0.0
Seth Griffith	1	0	0	0	0	0	0	0	0	0	0	0.0
Matt Moulson	1	0	0	0	-3	0	0	0	0	0	2	0.0
Casey Nelson	1	0	0	0	0	0	0	0	0	0	1	0.0
Matt Tennyson	1	0	0	0	0	0	0	0	0	0	1	0.0
Scott Wilson	1	0	0	0	-1	0	0	0	0	0	3	0.0

## Devils Individual Scoring

Player	GP	G	A	P	+/-	PIM	PP	SH	GW	EN	S	%
Marcus Johansson	2	3	1	4	2	0	1	0	0	0	4	75.0
Jesper Bratt	3	2	2	4	4	0	0	1	1	0	6	33.3
Taylor Hall	3	1	2	3	3	2	0	0	1	0	9	11.1
Brian Gibbons	2	1	2	3	2	0	0	0	0	0	6	16.7
Nico Hischier	3	0	3	3	4	2	0	0	0	0	5	0.0
Miles Wood	3	2	0	2	1	5	0	0	0	0	10	20.0
Stefan Noesen	3	1	1	2	2	2	0	0	0	0	7	14.3
Kyle Palmieri	2	1	1	2	0	0	0	0	0	1	5	20.0
John Moore	3	1	0	1	4	0	0	0	0	0	4	25.0
Will Butcher	3	0	1	1	3	0	0	0	0	0	0	0.0
Andy Greene	3	0	1	1	4	2	0	0	0	0	2	0.0
Pavel Zacha	3	0	1	1	3	2	0	0	0	0	7	0.0
Mirco Mueller	2	0	1	1	1	0	0	0	0	0	2	0.0
Sami Vatanen	2	0	1	1	2	2	0	0	0	0	9	0.0
Adam Henrique	1	0	1	1	1	0	0	0	0	0	0	0.0
Blake Coleman	3	0	0	0	0	0	0	0	0	0	7	0.0
Damon Severson	3	0	0	0	2	0	0	0	0	0	2	0.0
Brian Boyle	2	0	0	0	1	2	0	0	0	0	2	0.0
Ben Lovejoy	2	0	0	0	0	2	0	0	0	0	3	0.0
Steven Santini	2	0	0	0	-1	2	0	0	0	0	5	0.0
Travis Zajac	2	0	0	0	-1	0	0	0	0	0	1	0.0
Jimmy Hayes	1	0	0	0	-1	0	0	0	0	0	1	0.0
Drew Stafford	1	0	0	0	0	0	0	0	0	0	0	0.0

### Power Play: 3 - 11 (27.3%) Penalty Killing: 5 - 6 (83.3%)

Goaltender	GP	Min	W-L-OT	SO	GA	SA	SV	GAA	SV%
Robin Lehner	3	141	1-1-0	0	5	74	69	2.13	.932
Chad Johnson	1	40	0-1-0	0	6	22	16	9.00	.727

### Power Play: 1 - 6 (16.7%) Penalty Killing: 8 - 11 (72.7%)

Goaltender	GP	Min	W-L-OT	SO	GA	SA	SV	GAA	SV%
Keith Kinkaid	1	60	1-0-0	0	1	28	27	1.00	.964
Cory Schneider	2	123	1-0-1	0	6	54	48	2.94	.889





# SEASON IN REVIEW

@ BUF	Islanders	Sabres	Attendance	Goaltenders	Winning Goal
Feb 8, 2018	3	4	16,872	Robin Lehner / Jaroslav Halak	Sam Reinhart


@ NYI	Islanders	Sabres	Attendance	Goaltenders	Winning Goal
Oct 7, 2017	6	3	15,234	Jaroslav Halak / Robin Lehner	Josh Bailey
Dec 27, 2017	3 (OT)	2	15,027	Jaroslav Halak / Robin Lehner	Mathew Barzal

### Sabres Individual Scoring

Player	GP	G	A	P	+/-	PIM	PP	SH	GW	EN	S	%
Jack Eichel	3	2	3	5	0	4	0	0	0	0	10	20.0
Evander Kane	3	2	2	4	1	0	0	2	0	0	16	12.5
Sam Reinhart	3	1	2	3	-2	0	0	0	1	0	5	20.0
Ryan O'Reilly	3	1	1	2	-3	0	1	0	0	0	5	20.0
Kyle Okposo	3	1	1	2	-3	2	0	0	0	0	7	14.3
Evan Rodrigues	2	1	1	2	1	0	0	0	0	0	5	20.0
Rasmus Ristolainen	3	0	2	2	1	2	0	0	0	0	5	0.0
Marco Scandella	3	0	2	2	2	2	0	0	0	0	5	0.0
Zemgus Girgensons	3	1	0	1	-1	0	0	0	0	0	8	12.5
Casey Nelson	1	0	1	1	0	0	0	0	0	0	0	0.0
Nathan Beaulieu	3	0	0	0	-1	0	0	0	0	0	3	0.0
Jacob Josefson	3	0	0	0	-1	0	0	0	0	0	4	0.0
Johan Larsson	3	0	0	0	-2	2	0	0	0	0	3	0.0
Jason Pominville	3	0	0	0	0	0	0	0	0	0	3	0.0
Benoit Pouliot	3	0	0	0	0	0	0	0	0	0	1	0.0
Victor Antipin	2	0	0	0	-2	2	0	0	0	0	0	0.0
Jake McCabe	2	0	0	0	-1	2	0	0	0	0	2	0.0
Jordan Nolan	2	0	0	0	0	0	0	0	0	0	2	0.0
Zach Bogosian	1	0	0	0	-1	0	0	0	0	0	1	0.0
Justin Falk	1	0	0	0	0	2	0	0	0	0	1	0.0
Josh Gorges	1	0	0	0	0	0	0	0	0	0	0	0.0
Seth Griffith	1	0	0	0	-3	0	0	0	0	0	0	0.0
Matt Moulson	1	0	0	0	0	0	0	0	0	0	0	0.0
Matt Tennyson	1	0	0	0	-1	0	0	0	0	0	2	0.0

### Islanders Individual Scoring

Player	GP	G	A	P	+/-	PIM	PP	SH	GW	EN	S	%
John Tavares	3	3	3	6	3	2	0	1	0	0	14	21.4
Josh Bailey	3	2	3	5	0	0	0	0	1	0	7	28.6
Casey Cizikas	3	2	4	2	0	0	0	1	0	1	9	22.2
Jason Chimera	3	1	1	2	1	2	0	0	0	0	2	50.0
Nick Leddy	3	0	2	2	1	0	0	0	0	0	5	0.0
Cal Clutterbuck	2	0	2	2	1	2	0	0	0	0	4	0.0
Mathew Barzal	3	1	0	1	0	2	0	0	1	0	6	16.7
Anthony Beauvillier	3	1	0	1	-2	0	0	0	0	0	5	20.0
Anders Lee	3	1	0	1	1	0	1	0	0	0	3	33.3
Ross Johnston	1	1	0	1	1	0	0	0	0	0	1	100.0
Jordan Eberle	3	0	1	1	0	2	0	0	0	0	6	0.0
Thomas Hickey	3	0	1	1	2	0	0	0	0	0	3	0.0
Andrew Ladd	3	0	1	1	-1	2	0	0	0	0	5	0.0
Brock Nelson	3	0	1	1	0	0	0	0	0	0	5	0.0
Joshua Ho-Sang	1	0	1	1	-1	0	0	0	0	0	1	0.0
Adam Pelech	3	0	0	0	1	0	0	0	0	0	5	0.0
Johnny Boychuk	2	0	0	0	0	2	0	0	0	0	2	0.0
Scott Mayfield	2	0	0	0	1	4	0	0	0	0	3	0.0
Dennis Seidenberg	2	0	0	0	-3	2	0	0	0	0	2	0.0
Sebastian Aho	1	0	0	0	0	2	0	0	0	0	1	0.0
Calvin de Haan	1	0	0	0	3	0	0	0	0	0	1	0.0
Nikolay Kulemin	1	0	0	0	1	0	0	0	0	0	2	0.0
Ryan Prince	1	0	0	0	0	0	0	0	0	0	1	0.0
Shane Pulock	1	0	0	0	1	0	0	0	0	0	3	0.0

**Power Play:** 1 - 10 (10%) **Penalty Killing:** 7 - 8 (87.5%) 

Goaltender	GP	Min	W-L-OT	SO	GA	SA	SV	GAA	SV%
Robin Lehner	3	148	1-1-1	0	10	79	69	4.06	.873
Chad Johnson	1	31	0-0-0	0	1	16	15	1.93	.938

**Power Play:** 1 - 8 (12.5%) **Penalty Killing:** 9 - 10 (90%) 

Goaltender	GP	Min	W-L-OT	SO	GA	SA	SV	GAA	SV%
Jaroslav Halak	3	180	2-1-0	0	9	88	79	3.01	.898







# SEASON IN REVIEW

## @ BUF

	Rangers	Sabres	Attendance	Goaltenders	Winning Goal
Jan 1, 2018	3	2	41,821	Henrik Lundqvist / Robin Lehner	J.T. Miller

## @ NYR

	Rangers	Sabres	Attendance	Goaltenders	Winning Goal
Jan 18, 2018	4	3	18,006	Henrik Lundqvist / Robin Lehner	Pavel Buchnevich
Mar 24, 2018	5	1	18,006	Alexandar Georgiev / Robin Lehner	Jimmy Vesey

## Sabres Individual Scoring



Player	GP	G	A	P	+/-	PIM	PP	SH	GW	EN	S	%
Kyle Okposo	3	1	4	5	-3	0	1	0	0	0	7	14.3
Sam Reinhart	3	2	2	4	-2	2	2	0	0	0	8	25.0
Rasmus Ristolainen	3	2	1	3	-1	2	1	0	0	0	12	16.7
Jack Eichel	3	0	2	2	-5	2	0	0	0	0	14	0.0
Ryan O'Reilly	3	0	2	2	-1	0	0	0	0	0	12	0.0
Justin Falk	1	1	0	1	-1	0	0	0	0	0	1	100.0
Evan Rodrigues	3	0	1	1	0	0	0	0	0	0	4	0.0
Zemgus Girgensons	3	0	0	0	-3	0	0	0	0	0	4	0.0
Josh Gorges	3	0	0	0	-2	0	0	0	0	0	1	0.0
Johan Larsson	3	0	0	0	-1	0	0	0	0	0	6	0.0
Jordan Nolan	3	0	0	0	0	4	0	0	0	0	3	0.0
Jason Pominville	3	0	0	0	0	0	0	0	0	0	7	0.0
Benoit Pouliot	3	0	0	0	-4	0	0	0	0	0	2	0.0
Marco Scandella	3	0	0	0	-1	5	0	0	0	0	8	0.0
Evander Kane	2	0	0	0	0	0	0	0	0	0	11	0.0
Jake McCabe	2	0	0	0	-3	0	0	0	0	0	1	0.0
Casey Nelson	2	0	0	0	-4	4	0	0	0	0	3	0.0
Scott Wilson	2	0	0	0	-1	0	0	0	0	0	2	0.0
Victor Antipin	1	0	0	0	0	0	0	0	0	0	1	0.0
Nicholas Baptiste	1	0	0	0	0	0	0	0	0	0	3	0.0
Nathan Beaulieu	1	0	0	0	-1	0	0	0	0	0	1	0.0
Zach Bogosian	1	0	0	0	-1	4	0	0	0	0	1	0.0
Brendan Guhle	1	0	0	0	-1	0	0	0	0	0	2	0.0
Jacob Josefson	1	0	0	0	0	2	0	0	0	0	0	0.0

## Rangers Individual Scoring



Player	GP	G	A	P	+/-	PIM	PP	SH	GW	EN	S	%
Jimmy Vesey	3	2	1	3	2	0	1	0	1	0	7	28.6
J.T. Miller	2	2	1	3	2	0	1	0	1	0	3	66.7
Rick Nash	2	2	1	3	2	0	0	0	0	0	5	40.0
Mika Zibanejad	3	1	2	3	3	2	1	0	0	0	9	11.1
Kevin Hayes	2	0	3	3	3	2	0	0	0	0	6	0.0
Pavel Buchnevich	3	1	1	2	3	0	0	0	1	0	4	25.0
Chris Kreider	1	1	1	2	1	2	0	0	0	0	2	50.0
Neal Pionk	1	1	1	2	1	0	0	0	0	0	3	33.3
Jesper Fast	3	0	2	2	2	0	0	0	0	0	9	0.0
Mats Zuccarello	3	0	2	2	1	4	0	0	0	0	6	0.0
Paul Carey	3	1	0	1	1	0	0	0	0	0	2	50.0
Michael Grabner	2	1	0	1	1	0	0	0	0	0	6	16.7
David Desharnais	2	0	1	1	0	0	0	0	0	0	3	0.0
Nick Holden	2	0	1	1	1	2	0	0	0	0	4	0.0
Ryan McDonagh	2	0	1	1	2	2	0	0	0	0	5	0.0
Kevin Shattenkirk	2	0	1	1	0	2	0	0	0	0	3	0.0
Boo Nieves	1	0	1	1	1	0	0	0	0	0	2	0.0
Ryan Spooner	1	0	1	1	0	0	0	0	0	0	1	0.0
Brady Skjei	3	0	0	0	3	0	0	0	0	0	4	0.0
Peter Holland	2	0	0	0	0	5	0	0	0	0	4	0.0
Brendan Smith	2	0	0	0	1	8	0	0	0	0	6	0.0
Marc Staal	2	0	0	0	2	0	0	0	0	0	2	0.0
John Gilmour	1	0	0	0	0	0	0	0	0	0	1	0.0
Steven Kampfer	1	0	0	0	1	0	0	0	0	0	0	0.0
Vinni Lettieri	1	0	0	0	0	0	0	0	0	0	2	0.0
Cody McLeod	1	0	0	0	0	0	0	0	0	0	0	0.0
Vladislav Namestnikov	1	0	0	0	0	0	0	0	0	0	0	0.0
Rob O'Gara	1	0	0	0	0	0	0	0	0	0	0	0.0
Ryan Sproul	1	0	0	0	2	2	0	0	0	0	0	0.0

Power Play: 4 - 12 (33.3%)

Penalty Killing: 5 - 8 (62.5%)



Goaltender	GP	Min	W-L-OT	SO	GA	SA	SV	GAA	SV%
Linus Ullmark	1	31	0-0-0	0	1	11	10	1.92	.909
Robin Lehner	3	150	0-2-1	0	11	88	77	4.41	.875

Power Play: 3 - 8 (37.5%)

Penalty Killing: 8 - 12 (66.7%)



Goaltender	GP	Min	W-L-OT	SO	GA	SA	SV	GAA	SV%
Henrik Lundqvist	2	123	2-0-0	0	5	70	65	2.44	.929
Alexandar Georgiev	1	60	1-0-0	0	1	44	43	1.00	.977







# SEASON IN REVIEW

## @ BUF

	Senators	Sabres	Attendance	Goaltenders	Winning Goal
Dec 12, 2017	2	3	17,454	Robin Lehner / Mike Condon	Evander Kane
Apr 4, 2018	4	2	18,919	Craig Anderson / Chad Johnson	Ryan Dzingel

## @ OTT

	Senators	Sabres	Attendance	Goaltenders	Winning Goal
Feb 15, 2018	3 (OT)	2	13,371	Craig Anderson / Robin Lehner	Mike Hoffman
Mar 8, 2018	3	4 (SO)	13,377	Robin Lehner / Craig Anderson	Jacob Josefson

## Sabres Individual Scoring



Player	GP	G	A	P	+/-	PIM	PP	SH	GW	EN	S	%
Kyle Okposo	4	2	1	3	1	0	0	0	0	0	11	18.2
Scott Wilson	4	2	1	3	-2	0	0	0	0	0	8	25.0
Ryan O'Reilly	4	1	2	3	1	0	0	0	0	0	12	8.3
Sam Reinhart	4	1	2	3	0	4	0	0	0	0	9	11.1
Marco Scandella	4	1	1	2	-1	2	0	0	0	0	7	14.3
Benoit Pouliot	3	1	1	2	1	6	0	0	0	0	6	16.7
Evan Rodrigues	3	1	1	2	-1	2	0	0	0	0	7	14.3
Rasmus Ristolainen	4	0	2	2	-1	2	0	0	0	0	5	0.0
Evander Kane	2	1	0	1	-1	0	1	0	1	0	5	20.0
Johan Larsson	4	0	1	1	-4	4	0	0	0	0	5	0.0
Josh Gorges	3	0	1	1	0	0	0	0	0	0	1	0.0
Casey Nelson	3	0	1	1	-1	0	0	0	0	0	5	0.0
Nathan Beaulieu	2	0	1	1	0	0	0	0	0	0	2	0.0
Jack Eichel	2	0	1	1	-1	0	0	0	0	0	2	0.0
Casey Mittelstadt	1	0	1	1	0	0	0	0	0	0	1	0.0
Jason Pominville	4	0	0	0	-2	0	0	0	0	0	7	0.0
Nicholas Baptiste	3	0	0	0	-1	0	0	0	0	0	5	0.0
Justin Falk	3	0	0	0	-1	2	0	0	0	0	4	0.0
Zemgus Girgensons	3	0	0	0	1	2	0	0	0	0	6	0.0
Jordan Nolan	3	0	0	0	0	2	0	0	0	0	1	0.0
Brendan Guhle	2	0	0	0	-1	0	0	0	0	0	3	0.0
Jacob Josefson	2	0	0	0	0	0	0	0	0	0	2	0.0
Victor Antipin	1	0	0	0	-1	0	0	0	0	0	1	0.0
Zach Bogosian	1	0	0	0	0	0	0	0	0	0	2	0.0
Jake McCabe	1	0	0	0	0	0	0	0	0	0	1	0.0
Alexander Nylander	1	0	0	0	0	0	0	0	0	0	0	0.0
Danny O'Regan	1	0	0	0	0	0	0	0	0	0	0	0.0

## Senators Individual Scoring



Player	GP	G	A	P	+/-	PIM	PP	SH	GW	EN	S	%
Matt Duchene	4	1	4	5	5	2	0	0	0	0	10	10.0
Ryan Dzingel	4	3	1	4	2	2	0	0	1	0	9	33.3
Erik Karlsson	3	0	4	4	3	2	0	0	0	0	11	0.0
Mike Hoffman	4	1	2	3	3	4	0	0	1	0	13	7.7
Derick Brassard	2	2	0	2	1	0	0	0	0	0	4	50.0
Alexandre Burrows	3	1	1	2	3	0	0	0	0	1	8	12.5
Marian Gaborik	2	1	1	2	1	0	0	0	0	0	3	33.3
Mark Stone	3	0	2	2	0	0	0	0	0	0	3	0.0
Cody Ceci	4	1	0	1	-1	4	0	0	0	0	9	11.1
Thomas Chabot	3	1	0	1	-1	0	0	0	0	0	5	20.0
Max McCormick	1	1	0	1	1	0	0	0	0	0	2	50.0
Mark Borowiecki	3	0	1	1	-1	2	0	0	0	0	6	0.0
Magnus Paajarvi	3	0	1	1	1	0	0	0	0	0	10	0.0
Filip Chlapik	1	0	1	1	2	0	0	0	0	0	1	0.0
Nate Thompson	1	0	1	1	1	0	0	0	0	0	0	0.0
Christian Wolanin	1	0	1	1	1	0	0	0	0	0	1	0.0
Ben Harpur	4	0	0	0	0	2	0	0	0	0	1	0.0
Jean-Gabriel Pageau	4	0	0	0	1	0	0	0	0	0	13	0.0
Tom Pyatt	4	0	0	0	-1	0	0	0	0	0	4	0.0
Zack Smith	4	0	0	0	-3	2	0	0	0	0	8	0.0
Fredrik Claesson	3	0	0	0	3	0	0	0	0	0	5	0.0
Bobby Ryan	3	0	0	0	-3	0	0	0	0	0	3	0.0
Johnny Oduya	2	0	0	0	0	0	0	0	0	0	1	0.0
Colin White	2	0	0	0	-1	2	0	0	0	0	2	0.0
Gabriel Dumont	1	0	0	0	0	0	0	0	0	0	0	0.0
Jim O'Brien	1	0	0	0	-1	0	0	0	0	0	1	0.0
Dion Phaneuf	1	0	0	0	-1	0	0	0	0	0	1	0.0
Nick Shore	1	0	0	0	0	0	0	0	0	0	0	0.0

Power Play: 1 - 10 (10%)

Penalty Killing: 12 - 12 (100%)



Goaltender	GP	Min	W-L-OT	SO	GA	SA	SV	GAA	SV%
Robin Lehner	3	185	2-0-1	0	8	102	94	2.59	.922
Chad Johnson	1	59	0-1-0	0	3	31	28	3.07	.903

Power Play: 0 - 12 (0%)

Penalty Killing: 9 - 10 (90%)



Goaltender	GP	Min	W-L-OT	SO	GA	SA	SV	GAA	SV%
Craig Anderson	3	185	2-0-1	0	7	93	86	2.27	.925
Mike Condon	1	58	0-1-0	0	3	25	22	3.10	.880





# SEASON IN REVIEW

## @ BUF

	Flyers	Sabres	Attendance	Goaltenders	Winning Goal
Dec 22, 2017	2	4	18,222	Robin Lehner / Brian Elliott	Jack Eichel

## @ PHI

	Flyers	Sabres	Attendance	Goaltenders	Winning Goal
Dec 14, 2017	2	1	19,508	Brian Elliott / Robin Lehner	Valtteri Filppula
Jan 7, 2018	4	1	19,662	Michal Neuvirth / Robin Lehner	Sean Couturier

## Sabres Individual Scoring

Player	GP	G	A	P	+/-	PIM	PP	SH	GW	EN	S	%
Ryan O'Reilly	3	3	1	4	4	0	1	0	0	0	9	33.3
Jack Eichel	3	2	1	3	0	0	0	0	1	2	10	20.0
Evander Kane	3	1	1	2	-3	4	0	0	0	0	12	8.3
Marco Scandella	3	0	2	2	2	0	0	0	0	0	3	0.0
Zemgus Girgensons	3	0	1	1	0	0	0	0	0	0	5	0.0
Josh Gorges	3	0	1	1	1	2	0	0	0	0	2	0.0
Kyle Okposo	3	0	1	1	0	2	0	0	0	0	5	0.0
Rasmus Ristolainen	3	0	1	1	0	2	0	0	0	0	5	0.0
Zach Bogosian	3	0	0	0	-1	0	0	0	0	0	4	0.0
Johan Larsson	3	0	0	0	2	0	0	0	0	0	2	0.0
Jake McCabe	3	0	0	0	-3	2	0	0	0	0	4	0.0
Jason Pominville	3	0	0	0	-2	0	0	0	0	0	8	0.0
Benoit Pouliot	3	0	0	0	0	0	0	0	0	0	3	0.0
Sam Reinhart	3	0	0	0	-2	4	0	0	0	0	4	0.0
Scott Wilson	3	0	0	0	-1	2	0	0	0	0	4	0.0
Nathan Beaulieu	2	0	0	0	0	0	0	0	0	0	2	0.0
Jacob Josefson	2	0	0	0	-1	0	0	0	0	0	1	0.0
Jordan Nolan	2	0	0	0	0	0	0	0	0	0	2	0.0
Evan Rodrigues	2	0	0	0	-3	2	0	0	0	0	3	0.0
Justin Falk	1	0	0	0	0	0	0	0	0	0	0	0.0

## Flyers Individual Scoring

Player	GP	G	A	P	+/-	PIM	PP	SH	GW	EN	S	%
Jakub Voracek	3	0	5	5	1	2	0	0	0	0	4	0.0
Michael Raffl	3	1	2	3	1	0	1	0	0	0	6	16.7
Claude Giroux	3	0	3	3	-2	0	0	0	0	0	4	0.0
Sean Couturier	3	2	0	2	0	0	1	0	1	1	6	33.3
Shayne Gostisbehere	3	2	0	2	0	0	0	0	0	0	11	18.2
Valtteri Filppula	3	1	0	1	1	2	0	0	1	0	4	25.0
Ivan Provorov	3	1	0	1	1	0	0	0	0	1	10	10.0
Travis Sanheim	2	1	0	1	-1	0	0	0	0	0	5	20.0
Scott Laughton	3	0	1	1	1	2	0	0	0	0	4	0.0
Andrew MacDonald	3	0	1	1	1	2	0	0	0	0	4	0.0
Wayne Simmonds	3	0	1	1	-2	2	0	0	0	0	10	0.0
Jordan Weal	3	0	1	1	1	0	0	0	0	0	3	0.0
Jori Lehtera	2	0	1	1	1	0	0	0	0	0	1	0.0
Dale Weise	2	0	1	1	1	0	0	0	0	0	3	0.0
Radko Gudas	3	0	0	0	0	0	0	0	0	0	3	0.0
Robert Hagg	3	0	0	0	1	4	0	0	0	0	2	0.0
Travis Konecny	3	0	0	0	-1	0	0	0	0	0	3	0.0
Nolan Patrick	3	0	0	0	0	0	0	0	0	0	3	0.0
Tyrell Goulbourne	1	0	0	0	0	0	0	0	0	0	0	0.0
Taylor Leier	1	0	0	0	0	0	0	0	0	0	2	0.0
Brandon Manning	1	0	0	0	0	0	0	0	0	0	3	0.0

## Power Play: 1 - 6 (16.7%) Penalty Killing: 8 - 10 (80%)

Goaltender	GP	Min	W-L-OT	SO	GA	SA	SV	GAA	SV%
Robin Lehner	3	177	1-2-0	0	6	89	83	2.04	.933

## Power Play: 2 - 10 (20%) Penalty Killing: 5 - 6 (83.3%)

Goaltender	GP	Min	W-L-OT	SO	GA	SA	SV	GAA	SV%
Michal Neuvirth	1	60	1-0-0	0	1	31	30	1.00	.968
Brian Elliott	2	117	1-1-0	0	3	55	52	1.53	.945







# SEASON IN REVIEW

## @ BUF

	Penguins	Sabres	Attendance	Goaltenders	Winning Goal
Dec 1, 2017	4	0	19,070	Tristan Jarry / Robin Lehner	Tom Kuhnhackl

## @ PIT

	Penguins	Sabres	Attendance	Goaltenders	Winning Goal
Nov 14, 2017	5 (OT)	4	18,438	Matt Murray / Robin Lehner	Conor Sheary
Dec 2, 2017	5	1	18,582	Tristan Jarry / Chad Johnson	Carl Hagelin

## Sabres Individual Scoring



Player	GP	G	A	P	+/-	PIM	PP	SH	GW	EN	S	%
Jack Eichel	3	1	2	3	0	2	0	0	0	0	10	10.0
Sam Reinhart	3	1	2	3	1	2	1	0	0	0	7	14.3
Evander Kane	3	1	1	2	1	4	0	0	0	0	10	10.0
Jason Pominville	3	1	0	1	-3	0	0	0	0	0	8	12.5
Benoit Pouliot	3	1	0	1	-3	4	1	0	0	0	8	12.5
Kyle Okposo	3	0	1	1	-3	2	0	0	0	0	8	0.0
Marco Scandella	3	0	1	1	-1	6	0	0	0	0	4	0.0
Nathan Beaulieu	3	0	0	0	-4	0	0	0	0	0	5	0.0
Zemgus Girgensons	3	0	0	0	-4	0	0	0	0	0	4	0.0
Johan Larsson	3	0	0	0	-4	2	0	0	0	0	4	0.0
Jake McCabe	3	0	0	0	-4	0	0	0	0	0	5	0.0
Jordan Nolan	3	0	0	0	-3	2	0	0	0	0	1	0.0
Ryan O'Reilly	3	0	0	0	-3	0	0	0	0	0	6	0.0
Zach Bogosian	2	0	0	0	0	5	0	0	0	0	6	0.0
Kyle Criscuolo	2	0	0	0	-2	2	0	0	0	0	3	0.0
Josh Gorges	2	0	0	0	-1	0	0	0	0	0	1	0.0
Matt Moulson	2	0	0	0	-2	2	0	0	0	0	2	0.0
Rasmus Ristolainen	2	0	0	0	-4	0	0	0	0	0	6	0.0
Victor Antipin	1	0	0	0	0	0	0	0	0	0	0	0.0
Nicholas Baptiste	1	0	0	0	0	2	0	0	0	0	1	0.0
Justin Falk	1	0	0	0	1	0	0	0	0	0	0	0.0
Hudson Fasching	1	0	0	0	0	2	0	0	0	0	0	0.0
Taylor Fedun	1	0	0	0	-1	0	0	0	0	0	0	0.0

**Power Play:** 2 - 11 (18.2%)      **Penalty Killing:** 10 - 12 (83.3%)

Goaltender	GP	Min	W-L-OT	SO	GA	SA	SV	GAA	SV%
Robin Lehner	2	120	0-1-1	0	9	70	61	4.49	.871
Chad Johnson	1	59	0-1-0	0	4	28	24	4.06	.857

## Penguins Individual Scoring



Player	GP	G	A	P	+/-	PIM	PP	SH	GW	EN	S	%
Sidney Crosby	3	3	3	6	3	0	1	0	0	1	9	33.3
Patric Hornqvist	3	3	3	6	4	2	1	0	0	0	11	27.3
Evgeni Malkin	3	1	3	4	2	4	0	0	0	0	15	6.7
Phil Kessel	3	2	1	3	2	0	0	0	0	0	9	22.2
Conor Sheary	3	2	1	3	4	0	0	0	1	0	7	28.6
Kris Letang	3	0	3	3	2	2	0	0	0	0	7	0.0
Jake Guentzel	3	1	1	2	1	0	0	0	0	0	6	16.7
Olli Maatta	3	0	2	2	3	2	0	0	0	0	4	0.0
Riley Sheahan	3	0	2	2	4	0	0	0	0	0	3	0.0
Carl Hagelin	3	1	0	1	1	2	0	0	1	0	6	16.7
Tom Kuhnhackl	3	1	0	1	2	0	0	0	1	0	8	12.5
Ian Cole	3	0	1	1	4	2	0	0	0	0	1	0.0
Bryan Rust	3	0	1	1	0	4	0	0	0	0	2	0.0
Brian Dumoulin	3	0	0	0	0	4	0	0	0	0	4	0.0
Ryan Reaves	3	0	0	0	1	9	0	0	0	0	1	0.0
Justin Schultz	3	0	0	0	3	0	0	0	0	0	2	0.0
Matt Hunwick	2	0	0	0	2	2	0	0	0	0	1	0.0
Carter Rowney	2	0	0	0	0	0	0	0	0	0	2	0.0
Greg McKeeg	1	0	0	0	0	0	0	0	0	0	0	0.0
Chad Ruhwedel	1	0	0	0	1	0	0	0	0	0	1	0.0

**Power Play:** 2 - 12 (16.7%)      **Penalty Killing:** 9 - 11 (81.8%)

Goaltender	GP	Min	W-L-OT	SO	GA	SA	SV	GAA	SV%
Tristan Jarry	2	120	2-0-0	1	1	67	66	0.50	.985
Matt Murray	1	60	1-0-0	0	4	32	28	4.01	.875







# SEASON IN REVIEW

## @ BUF

	Sharks	Sabres	Attendance	Goaltenders	Winning Goal
Oct 28, 2017	3	2	18,892	Aaron Dell / Robin Lehner	Logan Couture

## @ SJS

	Sharks	Sabres	Attendance	Goaltenders	Winning Goal
Oct 12, 2017	3	2	17,402	Martin Jones / Robin Lehner	Timo Meier

## Sabres Individual Scoring



Player	GP	G	A	P	+/-	PIM	PP	SH	GW	EN	S	%
Jason Pominville	2	3	0	3	1	0	0	0	0	0	5	60.0
Jack Eichel	2	0	3	3	1	0	0	0	0	0	5	0.0
Zemgus Girgensons	2	0	2	2	1	0	0	0	0	0	1	0.0
Ryan O'Reilly	2	1	0	1	-2	0	1	0	0	0	4	25.0
Evander Kane	2	0	1	1	0	4	0	0	0	0	6	0.0
Kyle Okposo	2	0	1	1	-1	0	0	0	0	0	8	0.0
Sam Reinhart	2	0	1	1	-2	2	0	0	0	0	3	0.0
Seth Griffith	2	0	0	0	0	0	0	0	0	0	0	0.0
Johan Larsson	2	0	0	0	-1	0	0	0	0	0	3	0.0
Jake McCabe	2	0	0	0	-2	0	0	0	0	0	1	0.0
Jordan Nolan	2	0	0	0	0	0	0	0	0	0	2	0.0
Benoit Pouliot	2	0	0	0	-2	0	0	0	0	0	4	0.0
Rasmus Ristolainen	2	0	0	0	-2	0	0	0	0	0	10	0.0
Marco Scandella	2	0	0	0	-2	4	0	0	0	0	2	0.0
Matt Tennyson	2	0	0	0	0	0	0	0	0	0	2	0.0
Victor Antipin	1	0	0	0	0	2	0	0	0	0	1	0.0
Justin Bailey	1	0	0	0	-1	0	0	0	0	0	0	0.0
Nathan Beaulieu	1	0	0	0	2	0	0	0	0	0	0	0.0
Josh Gorges	1	0	0	0	0	0	0	0	0	0	0	0.0
Jacob Josefson	1	0	0	0	0	0	0	0	0	0	0	0.0
Zach Redmond	1	0	0	0	0	0	0	0	0	0	1	0.0

## Sharks Individual Scoring



Player	GP	G	A	P	+/-	PIM	PP	SH	GW	EN	S	%
Chris Tierney	2	2	1	3	3	0	0	0	0	0	4	50.0
Joonas Donskoi	2	1	2	3	3	4	0	0	0	0	4	25.0
Timo Meier	2	1	2	3	3	2	0	0	1	0	3	33.3
Tomas Hertl	2	1	1	2	2	0	1	0	0	0	5	20.0
Logan Couture	2	1	0	1	2	2	0	0	1	0	6	16.7
Mikkel Boedker	2	0	1	1	0	0	0	0	0	0	1	0.0
Justin Braun	2	0	1	1	0	2	0	0	0	0	1	0.0
Melker Karlsson	2	0	1	1	1	0	0	0	0	0	1	0.0
Kevin Labanc	2	0	1	1	-2	0	0	0	0	0	5	0.0
Brent Burns	2	0	0	0	0	2	0	0	0	0	8	0.0
Ryan Carpenter	2	0	0	0	-1	0	0	0	0	0	2	0.0
Brenden Dillon	2	0	0	0	1	0	0	0	0	0	4	0.0
Tim Heed	2	0	0	0	1	2	0	0	0	0	1	0.0
Joe Pavelski	2	0	0	0	-2	0	0	0	0	0	5	0.0
Joakim Ryan	2	0	0	0	0	0	0	0	0	0	4	0.0
Joe Thornton	2	0	0	0	-2	0	0	0	0	0	1	0.0
Marc-Edouard Vlasic	2	0	0	0	2	0	0	0	0	0	2	0.0
Jannik Hansen	1	0	0	0	-1	0	0	0	0	0	0	0.0
Joel Ward	1	0	0	0	0	2	0	0	0	0	0	0.0

## Power Play: 1 - 8 (12.5%) Penalty Killing: 5 - 6 (83.3%)



Goaltender	GP	Min	W-L-OT	SO	GA	SA	SV	GAA	SV%
Robin Lehner	2	116	0-2-0	0	6	57	51	3.10	.895

## Power Play: 1 - 6 (16.7%) Penalty Killing: 7 - 8 (87.5%)



Goaltender	GP	Min	W-L-OT	SO	GA	SA	SV	GAA	SV%
Aaron Dell	1	60	1-0-0	0	2	33	31	2.00	.939
Martin Jones	1	60	1-0-0	0	2	25	23	2.00	.920







# SEASON IN REVIEW

## @ BUF

Blues	Sabres	Attendance	Goaltenders	Winning Goal	
Feb 3, 2018	1	0	18,777	Carter Hutton / Robin Lehner	Carl Gunnarsson

## @ STL

Blues	Sabres	Attendance	Goaltenders	Winning Goal	
Dec 10, 2017	3 (OT)	2	17,310	Jake Allen / Robin Lehner	Vladimir Tarasenko

## Sabres Individual Scoring



Player	GP	G	A	P	+/-	PIM	PP	SH	GW	EN	S	%
Evan Rodrigues	2	2	0	2	0	0	1	0	0	0	5	40.0
Evander Kane	2	0	1	1	-3	0	0	0	0	0	2	0.0
Ryan O'Reilly	2	0	1	1	0	0	0	0	0	0	4	0.0
Sam Reinhart	2	0	1	1	0	0	0	0	0	0	6	0.0
Marco Scandella	2	0	1	1	0	0	0	0	0	0	3	0.0
Jack Eichel	2	0	0	0	-3	10	0	0	0	0	8	0.0
Zemgus Girgensons	2	0	0	0	2	0	0	0	0	0	1	0.0
Jake McCabe	2	0	0	0	-2	2	0	0	0	0	1	0.0
Kyle Okposo	2	0	0	0	1	0	0	0	0	0	2	0.0
Jason Pominville	2	0	0	0	-2	0	0	0	0	0	4	0.0
Benoit Pouliot	2	0	0	0	0	0	0	0	0	0	0	0.0
Rasmus Ristolainen	2	0	0	0	-1	0	0	0	0	0	7	0.0
Scott Wilson	2	0	0	0	0	0	0	0	0	0	2	0.0
Victor Antipin	1	0	0	0	-1	0	0	0	0	0	1	0.0
Nathan Beaulieu	1	0	0	0	0	0	0	0	0	0	0	0.0
Zach Bogosian	1	0	0	0	-1	0	0	0	0	0	0	0.0
Justin Falk	1	0	0	0	0	6	0	0	0	0	3	0.0
Hudson Fasching	1	0	0	0	0	0	0	0	0	0	0	0.0
Josh Gorges	1	0	0	0	0	0	0	0	0	0	0	0.0
Jacob Josefson	1	0	0	0	0	0	0	0	0	0	0	0.0
Johan Larsson	1	0	0	0	0	0	0	0	0	0	1	0.0
Casey Nelson	1	0	0	0	0	0	0	0	0	0	0	0.0
Jordan Nolan	1	0	0	0	0	0	0	0	0	0	1	0.0

## Blues Individual Scoring



Player	GP	G	A	P	+/-	PIM	PP	SH	GW	EN	S	%
Paul Stastny	2	1	2	3	2	0	0	0	0	0	8	12.5
Vladimir Tarasenko	2	1	1	2	1	0	0	0	1	0	12	8.3
Joel Edmundson	2	0	2	2	2	0	0	0	0	0	6	0.0
Carl Gunnarsson	2	1	0	1	1	2	0	0	1	0	3	33.3
Brayden Schenn	2	1	0	1	1	4	0	0	0	0	4	25.0
Colton Parayko	2	0	1	1	3	0	0	0	0	0	5	0.0
Alexander Steen	2	0	1	1	2	0	0	0	0	0	3	0.0
Ivan Barbashev	2	0	0	0	0	0	0	0	0	0	4	0.0
Patrik Berglund	2	0	0	0	0	2	0	0	0	0	5	0.0
Jay Bouwmeester	2	0	0	0	-1	0	0	0	0	0	1	0.0
Kyle Brodziak	2	0	0	0	0	0	0	0	0	0	3	0.0
Vince Dunn	2	0	0	0	0	0	0	0	0	0	3	0.0
Dmitrij Jaskin	2	0	0	0	1	0	0	0	0	0	7	0.0
Vladimir Sobotka	2	0	0	0	1	4	0	0	0	0	5	0.0
Robert Bortuzzo	1	0	0	0	-1	2	0	0	0	0	2	0.0
Magnus Paajarvi	1	0	0	0	0	0	0	0	0	0	2	0.0
Alex Pietrangolo	1	0	0	0	1	0	0	0	0	0	2	0.0
Jaden Schwartz	1	0	0	0	0	2	0	0	0	0	1	0.0
Oskar Sundqvist	1	0	0	0	0	2	0	0	0	0	0	0.0
Tage Thompson	1	0	0	0	0	0	0	0	0	0	1	0.0
Chris Thorburn	1	0	0	0	0	0	0	0	0	0	0	0.0
Scottie Upshall	1	0	0	0	0	0	0	0	0	0	1	0.0

## Power Play: 1 - 8 (12.5%) Penalty Killing: 4 - 4 (100%)

Goaltender	GP	Min	W-L-OT	SO	GA	SA	SV	GAA	SV%
Robin Lehner	2	122	0-1-1	0	4	78	74	1.96	.949

## Power Play: 0 - 4 (0%) Penalty Killing: 7 - 8 (87.5%)

Goaltender	GP	Min	W-L-OT	SO	GA	SA	SV	GAA	SV%
Carter Hutton	1	60	1-0-0	1	0	27	27	0.00	1.000
Jake Allen	1	64	1-0-0	0	2	24	22	1.86	.917





# SEASON IN REVIEW

@ BUF	Lightning	Sabres	Attendance	Goaltenders	Winning Goal
Nov 28, 2017	2	0	17,569	Andrei Vasilevskiy / Robin Lehner	Mikhail Sergachev
Feb 13, 2018	3	5	16,530	Chad Johnson / Louis Domingue	Ryan O'Reilly

@ TBL	Lightning	Sabres	Attendance	Goaltenders	Winning Goal
Feb 28, 2018	1	2 (OT)	19,092	Chad Johnson / Andrei Vasilevskiy	Jason Pominville
Apr 6, 2018	7	5	19,092	Andrei Vasilevskiy / Chad Johnson	Brayden Point

## Sabres Individual Scoring

Player	GP	G	A	P	+/-	PIM	PP	SH	GW	EN	S	%
Ryan O'Reilly	4	1	4	5	-5	0	1	0	1	0	12	8.3
Evan Rodrigues	3	1	3	4	1	0	0	0	0	0	9	11.1
Jason Pominville	4	2	1	3	2	0	1	0	1	0	12	16.7
Rasmus Ristolainen	4	0	3	3	-3	2	0	0	0	0	11	0.0
Sam Reinhart	4	2	0	2	-3	0	1	0	0	1	14	14.3
Kyle Okposo	3	1	1	2	-4	2	1	0	0	0	4	25.0
Brendan Guhle	1	0	2	2	-2	0	0	0	0	0	1	0.0
Nicholas Baptiste	3	1	0	1	2	0	0	0	0	0	5	20.0
Jordan Nolan	3	1	0	1	0	2	0	0	0	0	3	33.3
Scott Wilson	3	1	0	1	-1	2	0	0	0	0	9	11.1
Casey Mittelstadt	1	1	0	1	1	0	1	0	0	0	4	25.0
Alexander Nylander	1	1	0	1	-3	0	0	0	0	0	1	100.0
Johan Larsson	4	0	1	1	-1	2	0	0	0	0	1	0.0
Marco Scandella	4	0	1	1	-3	6	0	0	0	0	7	0.0
Victor Antipin	3	0	1	1	-1	0	0	0	0	0	1	0.0
Zemgus Girgensons	3	0	1	1	1	4	0	0	0	0	4	0.0
Casey Nelson	3	0	1	1	-3	0	0	0	0	0	2	0.0
Jack Eichel	2	0	1	1	-2	0	0	0	0	0	5	0.0
Nathan Beaulieu	4	0	0	2	2	0	0	0	0	0	7	0.0
Justin Falk	4	0	0	2	2	0	0	0	0	0	2	0.0
Benoit Pouliot	3	0	0	0	1	0	0	0	0	0	6	0.0
Jacob Josefson	2	0	0	0	0	0	0	0	0	0	2	0.0
Evander Kane	2	0	0	0	-1	0	0	0	0	0	8	0.0
Kyle Criscuolo	1	0	0	0	0	0	0	0	0	0	0	0.0
Seth Griffith	1	0	0	0	-1	0	0	0	0	0	0	0.0
Jake McCabe	1	0	0	0	0	0	0	0	0	0	0	0.0
Matt Moulson	1	0	0	0	0	0	0	0	0	0	3	0.0

## Lightning Individual Scoring

Player	GP	G	A	P	+/-	PIM	PP	SH	GW	EN	S	%
Yanni Gourde	4	2	3	5	7	2	1	0	0	0	8	25.0
Nikita Kucherov	3	1	3	4	1	0	0	0	0	0	12	8.3
Dan Girardi	4	2	1	3	3	0	0	0	0	0	3	66.7
Mikhail Sergachev	4	1	2	3	1	0	1	0	1	0	4	25.0
Alex Killorn	4	0	3	3	3	2	0	0	0	0	11	0.0
Anthony Cirelli	1	2	0	2	4	0	0	0	0	0	3	66.7
Victor Hedman	4	1	1	2	4	2	0	0	0	1	13	7.7
Brayden Point	4	1	1	2	1	0	0	0	1	0	6	16.7
Vladislav Namestnikov	2	1	1	2	1	0	0	0	0	0	3	33.3
Ondrej Palat	2	0	2	2	1	0	0	0	0	0	5	0.0
Ryan Callahan	4	1	0	1	1	0	0	0	0	0	5	20.0
Cory Conacher	2	1	0	1	0	6	0	0	0	0	4	25.0
Tyler Johnson	4	0	1	1	-1	2	0	0	0	0	5	0.0
Braydon Coburn	4	0	0	0	-2	2	0	0	0	0	4	0.0
Chris Kunitz	4	0	0	0	-1	0	0	0	0	0	3	0.0
Anton Stralman	4	0	0	0	1	0	0	0	0	0	6	0.0
Cedric Paquette	3	0	0	0	-1	0	0	0	0	0	2	0.0
Steven Stamkos	3	0	0	0	0	2	0	0	0	0	4	0.0
Adam Erne	2	0	0	0	-2	2	0	0	0	0	4	0.0
Slater Koekkoek	2	0	0	0	-1	2	0	0	0	0	3	0.0
J.T. Miller	2	0	0	0	-1	4	0	0	0	0	1	0.0
Andrej Sustr	2	0	0	0	-1	0	0	0	0	0	0	0.0
Michael Bournival	1	0	0	0	0	0	0	0	0	0	0	0.0
Jake Dotchin	1	0	0	0	0	2	0	0	0	0	0	0.0
Ryan McDonagh	1	0	0	0	2	0	0	0	0	0	1	0.0
Matthew Peca	1	0	0	0	-1	0	0	0	0	0	1	0.0

Power Play:	5 - 15 (33.3%)	Penalty Killing:	10 - 12 (83.3%)						
Goaltender	GP	Min	W-L-OT	SO	GA	SA	SV	GAA	SV%
Chad Johnson	3	179	2-1-0	0	10	84	74	3.35	.881
Robin Lehner	1	56	0-1-0	0	2	26	24	2.16	.923

Power Play:	2 - 12 (16.7%)	Penalty Killing:	10 - 15 (66.7%)						
Goaltender	GP	Min	W-L-OT	SO	GA	SA	SV	GAA	SV%
Andrei Vasilevskiy	3	181	2-0-1	1	7	100	93	2.32	.930
Louis Domingue	1	59	0-1-0	0	4	32	28	4.10	.875







# SEASON IN REVIEW

## @ BUF

	Maple Leafs	Sabres	Attendance	Goaltenders	Winning Goal
Mar 5, 2018	3	5	18,705	Chad Johnson / Frederik Andersen	Ryan O'Reilly
Mar 15, 2018	5	2	19,070	Curtis McElhinney / Robin Lehner	Connor Carrick

## @ TOR

	Maple Leafs	Sabres	Attendance	Goaltenders	Winning Goal
Mar 26, 2018	2	3	19,108	Chad Johnson / Frederik Andersen	Jack Eichel
Apr 2, 2018	5	2	18,846	Curtis McElhinney / Chad Johnson	William Nylander

## Sabres Individual Scoring



Player	GP	G	A	P	+/-	PIM	PP	SH	GW	EN	S	%
Jason Pominville	4	3	2	5	1	2	2	0	0	0	14	21.4
Sam Reinhart	4	3	1	4	-1	2	3	0	0	0	11	27.3
Rasmus Ristolainen	4	0	4	4	1	5	0	0	0	0	12	0.0
Zemgus Girgensons	4	1	2	3	2	2	0	0	0	0	9	11.1
Johan Larsson	4	1	2	3	1	2	0	0	0	0	4	25.0
Ryan O'Reilly	4	1	2	3	-2	0	0	0	1	0	15	6.7
Jack Eichel	2	2	0	2	1	0	0	0	1	0	7	28.6
Kyle Okposo	3	0	2	2	1	0	0	0	0	0	2	0.0
Evan Rodrigues	3	0	2	2	-1	0	0	0	0	0	10	0.0
Casey Nelson	4	1	0	1	2	0	0	0	0	0	6	16.7
Nicholas Baptiste	4	0	1	1	-3	2	0	0	0	0	4	0.0
Marco Scandella	4	0	1	1	-2	2	0	0	0	0	5	0.0
Scott Wilson	4	0	1	1	0	0	0	0	0	0	7	0.0
Jordan Nolan	3	0	1	1	-1	0	0	0	0	0	2	0.0
Benoit Pouliot	4	0	0	0	-2	0	0	0	0	0	1	0.0
Nathan Beaulieu	3	0	0	0	0	5	0	0	0	0	4	0.0
Brendan Guhle	3	0	0	0	-1	2	0	0	0	0	5	0.0
Victor Antipin	2	0	0	0	-2	0	0	0	0	0	1	0.0
Justin Falk	2	0	0	0	-1	2	0	0	0	0	3	0.0
Jacob Josefson	2	0	0	0	-2	0	0	0	0	0	1	0.0
Justin Bailey	1	0	0	0	-2	0	0	0	0	0	1	0.0
Kyle Criscuolo	1	0	0	0	0	0	0	0	0	0	0	0.0
Josh Gorges	1	0	0	0	0	0	0	0	0	0	0	0.0
Casey Mittelstadt	1	0	0	0	0	2	0	0	0	0	0	0.0
Matt Tennyson	1	0	0	0	0	0	0	0	0	0	1	0.0

## Maple Leafs Individual Scoring



Player	GP	G	A	P	+/-	PIM	PP	SH	GW	EN	S	%
Patrick Marleau	4	2	3	5	0	0	1	0	0	1	9	22.2
William Nylander	4	2	3	5	2	0	0	0	1	0	11	18.2
Auston Matthews	2	2	2	4	1	0	2	0	0	0	10	20.0
James van Riemsdyk	4	2	1	3	2	0	0	0	0	0	13	15.4
Mitchell Marner	4	1	2	3	0	2	1	0	0	0	11	9.1
Jake Gardiner	4	0	3	3	3	2	0	0	0	0	7	0.0
Morgan Rielly	4	0	3	3	-1	0	0	0	0	0	9	0.0
Leo Komarov	2	2	0	2	-1	0	1	0	0	0	5	40.0
Connor Carrick	3	1	1	2	1	2	0	0	1	0	8	12.5
Andreas Johnsson	2	1	1	2	-1	0	0	0	0	0	5	20.0
Roman Polak	3	0	2	2	4	8	0	0	0	0	4	0.0
Tyler Bozak	4	1	0	1	1	0	1	0	0	0	14	7.1
Nazem Kadri	4	1	0	1	-1	13	0	0	0	0	12	8.3
Connor Brown	4	0	1	1	1	0	0	0	0	0	5	0.0
Zach Hyman	4	0	1	1	2	0	0	0	0	0	11	0.0
Tomas Plekanec	4	0	1	1	0	0	0	0	0	0	7	0.0
Matt Martin	3	0	1	1	2	5	0	0	0	0	2	0.0
Nikita Zaitsev	3	0	1	1	-1	2	0	0	0	0	1	0.0
Ron Hainsey	4	0	0	0	-2	0	0	0	0	0	5	0.0
Travis Dermott	3	0	0	0	0	0	0	0	0	0	4	0.0
Kasperii Kapanen	3	0	0	0	-1	0	0	0	0	0	4	0.0

## Power Play: 5 - 12 (41.7%) Penalty Killing: 3 - 9 (33.3%)

Goaltender	GP	Min	W-L-OT	SO	GA	SA	SV	GAA	SV%
Chad Johnson	3	180	2-1-0	0	10	118	108	3.34	.915
Robin Lehner	1	57	0-1-0	0	4	38	34	4.19	.895

## Power Play: 6 - 9 (66.7%) Penalty Killing: 7 - 12 (58.3%)

Goaltender	GP	Min	W-L-OT	SO	GA	SA	SV	GAA	SV%
Curtis McElhinney	2	120	2-0-0	0	4	74	70	2.01	.946
Frederik Andersen	2	115	0-2-0	0	8	51	43	4.16	.843





# SEASON IN REVIEW

## @ BUF

	Canucks	Sabres	Attendance	Goaltenders	Winning Goal
Oct 20, 2017	4	2	18,050	Jacob Markstrom / Chad Johnson	Daniel Sedin

## @ VAN

	Canucks	Sabres	Attendance	Goaltenders	Winning Goal
Jan 25, 2018	0	4	18,340	Robin Lehner / Jacob Markstrom	Sam Reinhart

## Sabres Individual Scoring

Player	GP	G	A	P	+/-	PIM	PP	SH	GW	EN	S	%
Kyle Okoso	2	1	1	2	0	0	1	0	0	0	3	33.3
Rasmus Ristolainen	2	0	2	2	1	0	0	0	0	0	3	0.0
Marco Scandella	2	0	2	2	0	0	0	0	0	0	5	0.0
Jack Eichel	2	1	0	1	0	0	0	0	0	0	4	25.0
Johan Larsson	2	1	0	1	0	0	0	1	0	1	4	25.0
Sam Reinhart	2	1	0	1	1	0	0	1	0	1	2	50.0
Justin Bailey	1	1	0	1	0	2	0	0	0	0	1	100.0
Nicholas Baptiste	1	1	0	1	1	0	0	0	0	0	1	100.0
Victor Antipin	2	0	1	1	2	4	0	0	0	0	0	0.0
Ryan O'Reilly	2	0	1	1	-1	0	0	0	0	0	6	0.0
Benoit Pouliot	2	0	1	1	2	0	0	0	0	0	1	0.0
Evan Rodrigues	1	0	1	1	1	0	0	0	0	0	1	0.0
Scott Wilson	1	0	1	1	1	0	0	0	0	0	2	0.0
Evander Kane	2	0	0	0	-1	2	0	0	0	0	5	0.0
Jake McCabe	2	0	0	0	1	0	0	0	0	0	2	0.0
Jason Pominville	2	0	0	0	0	0	0	0	0	0	5	0.0
Nathan Beaulieu	1	0	0	0	-1	0	0	0	0	0	1	0.0
Justin Falk	1	0	0	0	0	0	0	0	0	0	0	0.0
Zemgus Girgensons	1	0	0	0	0	2	0	0	0	0	0	0.0
Seth Griffith	1	0	0	0	0	0	0	0	0	0	0	0.0
Matt Moulson	1	0	0	0	-2	0	0	0	0	0	0	0.0
Casey Nelson	1	0	0	0	0	0	0	0	0	0	0	0.0
Jordan Nolan	1	0	0	0	-1	0	0	0	0	0	0	0.0
Matt Tennyson	1	0	0	0	-1	2	0	0	0	0	2	0.0

**Power Play:** 1 - 6 (16.7%)      **Penalty Killing:** 6 - 6 (100%)

Goaltender	GP	Min	W-L-OT	SO	GA	SA	SV	GAA	SV%
Robin Lehner	1	59	1-0-0	1	0	30	30	0.00	1.000
Chad Johnson	1	59	0-1-0	0	3	40	37	3.07	.925

## Canucks Individual Scoring

Player	GP	G	A	P	+/-	PIM	PP	SH	GW	EN	S	%
Derek Dorsett	1	2	1	3	2	0	0	1	0	1	4	50.0
Markus Granlund	2	1	1	2	1	0	0	0	0	0	4	25.0
Brandon Sutter	2	0	2	2	2	0	0	0	0	0	4	0.0
Daniel Sedin	2	1	0	1	-2	0	0	0	1	0	6	16.7
Michael Del Zotto	2	0	1	1	0	0	0	0	0	0	7	0.0
Henrik Sedin	2	0	1	1	-2	0	0	0	0	0	1	0.0
Christopher Tanev	2	0	1	1	1	0	0	0	0	0	3	0.0
Jake Virtanen	2	0	1	1	0	0	0	0	0	0	2	0.0
Sven Baertschi	2	0	0	0	0	0	0	0	0	0	5	0.0
Alex Biega	2	0	0	0	1	2	0	0	0	0	6	0.0
Brock Boeser	2	0	0	0	-2	2	0	0	0	0	7	0.0
Sam Gagner	2	0	0	0	0	0	0	0	0	0	3	0.0
Bo Horvat	2	0	0	0	-2	0	0	0	0	0	7	0.0
Ben Hutton	2	0	0	0	0	0	0	0	0	0	5	0.0
Troy Stecher	2	0	0	0	-2	0	0	0	0	0	1	0.0
Thomas Vanek	2	0	0	0	-2	2	0	0	0	0	2	0.0
Alexander Burmistrov	1	0	0	0	0	2	0	0	0	0	0	0.0
Nic Dowd	1	0	0	0	0	0	0	0	0	0	0	0.0
Alexander Edler	1	0	0	0	-2	2	0	0	0	0	0	0.0
Loui Eriksson	1	0	0	0	-1	0	0	0	0	0	2	0.0
Derrick Pouliot	1	0	0	0	1	0	0	0	0	0	2	0.0

**Power Play:** 0 - 6 (0%)      **Penalty Killing:** 5 - 6 (83.3%)

Goaltender	GP	Min	W-L-OT	SO	GA	SA	SV	GAA	SV%
Jacob Markstrom	2	119	1-1-0	0	5	47	42	2.53	.894







# SEASON IN REVIEW

## @ BUF

	Golden Knights	Sabres	Attendance	Goaltenders	Winning Goal
Mar 10, 2018	2 (SO)	1	19,070	Marc-Andre Fleury / Robin Lehner	Erik Haula

## @ VGK

	Golden Knights	Sabres	Attendance	Goaltenders	Winning Goal
Oct 17, 2017	5 (OT)	4	17,617	Malcolm Subban / Chad Johnson	David Perron

## Sabres Individual Scoring



Player	GP	G	A	P	+/-	PIM	PP	SH	GW	EN	S	%
Evander Kane	1	1	2	3	0	0	0	0	0	0	5	20.0
Ryan O'Reilly	2	2	0	2	-3	0	2	0	0	0	9	22.2
Jason Pominville	2	0	2	2	0	0	0	0	0	0	6	0.0
Jack Eichel	1	0	2	2	-1	2	0	0	0	0	4	0.0
Justin Bailey	2	1	0	1	1	0	0	0	0	0	5	20.0
Sam Reinhart	2	1	0	1	-1	0	1	0	0	0	3	33.3
Nathan Beaulieu	2	0	1	1	-1	0	0	0	0	0	0	0.0
Benoit Pouliot	2	0	1	1	1	2	0	0	0	0	1	0.0
Rasmus Ristolainen	2	0	1	1	-2	2	0	0	0	0	2	0.0
Zemgus Girgensons	2	0	0	0	0	0	0	0	0	0	2	0.0
Josh Gorges	2	0	0	0	-1	0	0	0	0	0	3	0.0
Johan Larsson	2	0	0	0	-1	0	0	0	0	0	3	0.0
Jordan Nolan	2	0	0	0	-1	0	0	0	0	0	0	0.0
Marco Scandella	2	0	0	0	-1	2	0	0	0	0	1	0.0
Nicholas Baptiste	1	0	0	0	0	2	0	0	0	0	1	0.0
Brendan Guhle	1	0	0	0	1	0	0	0	0	0	4	0.0
Jacob Josefson	1	0	0	0	0	0	0	0	0	0	3	0.0
Jake McCabe	1	0	0	0	-1	0	0	0	0	0	1	0.0
Matt Moulson	1	0	0	0	0	0	0	0	0	0	0	0.0
Casey Nelson	1	0	0	0	1	2	0	0	0	0	2	0.0
Danny O'Regan	1	0	0	0	1	0	0	0	0	0	0	0.0
Kyle Okposo	1	0	0	0	-1	0	0	0	0	0	3	0.0
Matt Tennyson	1	0	0	0	-2	0	0	0	0	0	5	0.0
Scott Wilson	1	0	0	0	-1	0	0	0	0	0	3	0.0

## Golden Knights Individual Scoring



Player	GP	G	A	P	+/-	PIM	PP	SH	GW	EN	S	%
David Perron	2	2	1	3	3	2	0	0	1	0	6	33.3
Deryk Engelland	2	1	1	2	0	2	0	0	0	0	3	33.3
Reilly Smith	1	1	1	2	0	2	1	0	0	0	3	33.3
William Karlsson	2	0	2	2	2	2	0	0	0	0	2	0.0
James Neal	1	0	2	2	2	0	0	0	0	0	1	0.0
Alex Tuch	2	1	0	1	0	2	0	0	0	0	8	12.5
Oscar Lindberg	1	1	0	1	1	0	0	0	0	0	1	100.0
Cody Eakin	2	0	1	1	-1	2	0	0	0	0	5	0.0
Brad Hunt	2	0	1	1	1	0	0	0	0	0	3	0.0
Colin Miller	2	0	1	1	1	0	0	0	0	0	0	0.0
Brendan Leipsic	1	0	1	1	1	0	0	0	0	0	4	0.0
Luca Sbisa	1	0	1	1	1	0	0	0	0	0	0	0.0
Pierre-Edouard Bellemare	2	0	0	0	-1	0	0	0	0	0	3	0.0
Tomas Nosek	2	0	0	0	0	0	0	0	0	0	0	0.0
Nate Schmidt	2	0	0	0	1	0	0	0	0	0	3	0.0
Ryan Carpenter	1	0	0	0	-1	0	0	0	0	0	2	0.0
William Carrier	1	0	0	0	0	0	0	0	0	0	3	0.0
Erik Haula	1	0	0	0	0	2	0	0	0	0	2	0.0
Tomas Hyka	1	0	0	0	0	0	0	0	0	0	2	0.0
Jonathan Marchessault	1	0	0	0	0	0	0	0	0	0	6	0.0
Brayden McNabb	1	0	0	0	0	0	0	0	0	0	1	0.0
Jon Merrill	1	0	0	0	1	0	0	0	0	0	1	0.0
Ryan Reaves	1	0	0	0	0	0	0	0	0	0	0	0.0
Vadim Shipachyov	1	0	0	0	1	0	0	0	0	0	2	0.0
Tomas Tatar	1	0	0	0	1	0	0	0	0	0	2	0.0
Shea Theodore	1	0	0	0	0	0	0	0	0	0	2	0.0

## Power Play: 3 - 7 (42.9%) Penalty Killing: 6 - 7 (85.7%)

Goaltender	GP	Min	W-L-OT	SO	GA	SA	SV	GAA	SV%
Robin Lehner	1	65	0-0-1	0	1	34	33	0.92	.971
Chad Johnson	1	60	0-0-1	0	5	31	26	4.96	.839

## Power Play: 1 - 7 (14.3%) Penalty Killing: 4 - 7 (57.1%)

Goaltender	GP	Min	W-L-OT	SO	GA	SA	SV	GAA	SV%
Marc-Andre Fleury	1	65	1-0-0	0	1	32	31	0.92	.969
Malcolm Subban	1	64	1-0-0	0	4	34	30	3.76	.882





# SEASON IN REVIEW

## @ BUF

	Capitals	Sabres	Attendance	Goaltenders	Winning Goal
Nov 7, 2017	1	3	17,146	Robin Lehner / Philipp Grubauer	Benoit Pouliot
Feb 19, 2018	3	2	18,228	Philipp Grubauer / Chad Johnson	Evgeny Kuznetsov

## @ WSH

	Capitals	Sabres	Attendance	Goaltenders	Winning Goal
Feb 24, 2018	5	1	18,506	Philipp Grubauer / Robin Lehner	Andre Burakovsky

## Sabres Individual Scoring



Player	GP	G	A	P	+/-	PIM	PP	SH	GW	EN	S	%
Evander Kane	2	3	0	3	2	0	0	0	0	1	13	23.1
Sam Reinhart	3	1	1	2	0	0	0	0	0	0	10	10.0
Kyle Okposo	3	1	0	1	0	2	0	0	0	0	7	14.3
Benoit Pouliot	3	1	0	1	0	0	0	0	1	0	4	25.0
Ryan O'Reilly	3	0	1	1	0	0	0	0	0	0	12	0.0
Jason Pominville	3	0	1	1	-2	0	0	0	0	0	3	0.0
Casey Nelson	2	0	1	1	1	0	0	0	0	0	0	0.0
Evan Rodrigues	2	0	1	1	-1	0	0	0	0	0	6	0.0
Scott Wilson	2	0	1	1	-3	0	0	0	0	0	3	0.0
Jack Eichel	1	0	1	1	2	0	0	0	0	0	4	0.0
Nicholas Baptiste	3	0	0	0	-1	0	0	0	0	0	3	0.0
Zemgus Girgensons	3	0	0	0	0	0	0	0	0	0	8	0.0
Johan Larsson	3	0	0	0	-3	2	0	0	0	0	1	0.0
Marco Scandella	3	0	0	0	-1	0	0	0	0	0	4	0.0
Victor Antipin	2	0	0	0	1	0	0	0	0	0	1	0.0
Nathan Beaulieu	2	0	0	0	-3	0	0	0	0	0	0	0.0
Justin Falk	2	0	0	0	-2	0	0	0	0	0	2	0.0
Josh Gorges	2	0	0	0	1	0	0	0	0	0	0	0.0
Jacob Josefson	2	0	0	0	-1	0	0	0	0	0	3	0.0
Jordan Nolan	2	0	0	0	0	2	0	0	0	0	2	0.0
Rasmus Ristolainen	2	0	0	0	-4	0	0	0	0	0	5	0.0
Taylor Fedun	1	0	0	0	0	0	0	0	0	0	2	0.0
Seth Griffith	1	0	0	0	0	0	0	0	0	0	0	0.0
Jake McCabe	1	0	0	0	1	5	0	0	0	0	1	0.0
Zach Redmond	1	0	0	0	2	0	0	0	0	0	1	0.0

## Capitals Individual Scoring



Player	GP	G	A	P	+/-	PIM	PP	SH	GW	EN	S	%
Evgeny Kuznetsov	3	2	3	5	6	4	0	0	1	1	8	25.0
Alex Ovechkin	3	4	0	4	0	2	1	0	0	0	19	21.1
John Carlson	3	1	3	4	1	2	0	0	0	0	7	14.3
Matt Niskanen	2	0	2	2	1	0	0	0	0	0	3	0.0
Lars Eller	3	1	0	1	0	0	0	0	0	1	7	14.3
Andre Burakovsky	2	1	0	1	0	2	0	0	1	0	5	20.0
Christian Djoo	3	0	1	1	3	0	0	0	0	0	2	0.0
Dmitry Orlov	3	0	1	1	3	0	0	0	0	0	8	0.0
Brooks Orpik	3	0	1	1	-3	2	0	0	0	0	2	0.0
T.J. Oshie	3	0	1	1	2	0	0	0	0	0	2	0.0
Devante Smith-Pelly	3	0	1	1	1	0	0	0	0	0	7	0.0
Alex Chiasson	2	0	1	1	1	0	0	0	0	0	1	0.0
Brett Connolly	2	0	1	1	0	4	0	0	0	0	2	0.0
Jakub Vrana	2	0	1	1	0	0	0	0	0	0	4	0.0
Nicklas Backstrom	3	0	0	0	-4	2	0	0	0	0	7	0.0
Jay Beagle	3	0	0	0	0	0	0	0	0	0	0	0.0
Chandler Stephenson	3	0	0	0	1	0	0	0	0	0	2	0.0
Tom Wilson	3	0	0	0	-3	5	0	0	0	0	4	0.0
Madison Bowey	1	0	0	0	-1	0	0	0	0	0	1	0.0
Taylor Chorney	1	0	0	0	1	0	0	0	0	0	0	0.0
Michal Kempny	1	0	0	0	0	0	0	0	0	0	0	0.0
Aaron Ness	1	0	0	0	0	0	0	0	0	0	0	0.0
Nathan Walker	1	0	0	0	0	0	0	0	0	0	0	0.0

## Power Play: 0 - 9 (0%) Penalty Killing: 2 - 3 (66.7%)

Goaltender	GP	Min	W-L-OT	SO	GA	SA	SV	GAA	SV%
Robin Lehner	2	120	1-1-0	0	5	60	55	2.50	.917
Chad Johnson	1	58	0-1-0	0	2	29	27	2.06	.931

## Power Play: 1 - 3 (33.3%) Penalty Killing: 9 - 9 (100%)

Goaltender	GP	Min	W-L-OT	SO	GA	SA	SV	GAA	SV%
Philipp Grubauer	3	179	2-1-0	0	5	94	89	1.67	.947







# SEASON IN REVIEW

## @ BUF

Jets	Sabres	Attendance	Goaltenders	Winning Goal	
Jan 9, 2018	7	4	17,398	Steve Mason / Chad Johnson	Nikolaj Ehlers

## @ WPG

Jets	Sabres	Attendance	Goaltenders	Winning Goal	
Jan 5, 2018	4	3	15,321	Connor Hellebuyck / Chad Johnson	Bryan Little

## Sabres Individual Scoring



Player	GP	G	A	P	+/-	PIM	PP	SH	GW	EN	S	%
Jack Eichel	2	2	1	3	-3	0	0	0	0	0	9	22.2
Ryan O'Reilly	2	1	2	3	1	0	1	0	0	0	10	10.0
Jason Pominville	2	1	2	3	2	0	0	0	0	0	4	25.0
Kyle Okposo	2	0	3	3	-1	0	0	0	0	0	4	0.0
Marco Scandella	2	1	1	2	0	0	0	0	0	0	4	25.0
Rasmus Ristolainen	2	0	2	2	1	2	0	0	0	0	2	0.0
Evan Rodrigues	2	0	2	2	0	0	0	0	0	0	4	0.0
Johan Larsson	2	1	0	1	1	0	0	0	0	0	2	50.0
Scott Wilson	2	1	0	1	-1	0	0	0	0	0	3	33.3
Jacob Josefson	2	0	1	1	1	0	0	0	0	0	1	0.0
Nathan Beaulieu	2	0	0	0	-3	0	0	0	0	0	1	0.0
Zach Bogosian	2	0	0	0	-3	0	0	0	0	0	3	0.0
Zemgus Girgensons	2	0	0	0	-2	2	0	0	0	0	2	0.0
Evander Kane	2	0	0	0	1	2	0	0	0	0	5	0.0
Jake McCabe	2	0	0	0	3	0	0	0	0	0	0	0.0
Jordan Nolan	2	0	0	0	1	14	0	0	0	0	1	0.0
Sam Reinhart	2	0	0	0	-3	2	0	0	0	0	5	0.0
Josh Gorges	1	0	0	0	0	0	0	0	0	0	0	0.0
Brendan Guhle	1	0	0	0	0	2	0	0	0	0	3	0.0

## Jets Individual Scoring



Player	GP	G	A	P	+/-	PIM	PP	SH	GW	EN	S	%
Jacob Trouba	2	1	3	4	2	2	0	0	0	0	6	16.7
Blake Wheeler	2	1	3	4	-1	2	1	0	0	0	4	25.0
Kyle Connor	2	2	1	3	0	2	0	0	0	0	3	66.7
Nikolaj Ehlers	2	2	1	3	3	0	1	0	1	0	6	33.3
Dustin Byfuglien	2	2	0	2	0	0	1	0	0	0	2	100.0
Patrik Laine	2	1	1	2	-1	0	1	0	0	0	9	11.1
Bryan Little	2	1	1	2	2	2	0	0	1	0	5	20.0
Andrew Copp	2	0	2	2	1	0	0	0	0	0	5	0.0
Josh Morrissey	2	0	2	2	2	0	0	0	0	0	1	0.0
Tyler Myers	2	0	2	2	0	0	0	0	0	0	4	0.0
Mathieu Perreault	2	0	2	2	3	0	0	0	0	0	2	0.0
Joel Armia	2	1	0	1	1	2	0	0	0	1	8	12.5
Matt Hendricks	2	0	1	1	-1	0	0	0	0	0	1	0.0
Toby Enstrom	1	0	1	1	0	2	0	0	0	0	0	0.0
Marko Danov	2	0	0	0	-1	0	0	0	0	0	2	0.0
Dmitry Kulikov	2	0	0	0	-1	2	0	0	0	0	2	0.0
Shawn Matthias	2	0	0	0	-1	0	0	0	0	0	2	0.0
Ben Chiarot	1	0	0	0	-1	2	0	0	0	0	0	0.0
Adam Lowry	1	0	0	0	-1	0	0	0	0	0	3	0.0
Jack Roslovic	1	0	0	0	-1	0	0	0	0	0	1	0.0

Power Play: 1 - 8 (12.5%)

Penalty Killing: 4 - 8 (50%)



Goaltender	GP	Min	W-L-OT	SO	GA	SA	SV	GAA	SV%
Chad Johnson	2	95	0-2-0	0	7	48	41	4.41	.854
Robin Lehner	1	21	0-0-0	0	3	17	14	8.52	.824

Power Play: 4 - 8 (50%)

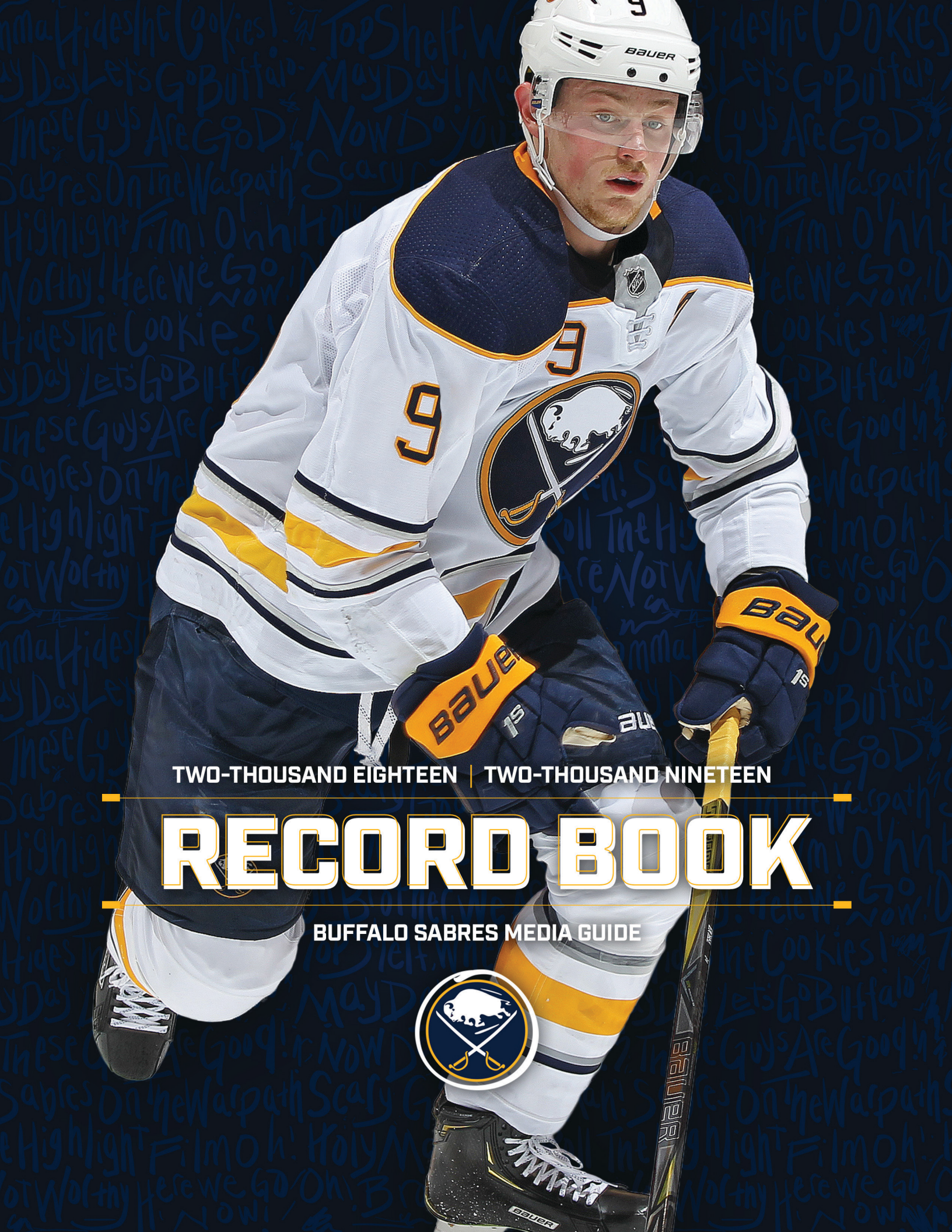
Penalty Killing: 7 - 8 (87.5%)



Goaltender	GP	Min	W-L-OT	SO	GA	SA	SV	GAA	SV%
Connor Hellebuyck	1	60	1-0-0	0	3	29	26	3.02	.897
Steve Mason	1	60	1-0-0	0	4	34	30	4.00	.882







TWO-THOUSAND EIGHTEEN | TWO-THOUSAND NINETEEN

# RECORD BOOK

BUFFALO SABRES MEDIA GUIDE





# Year-By-Year Results RECORD BOOK

## 1970-71 24-39-15, 5th Place

## East Division

Oct. 10	@ Pittsburgh	2-1	W	Jan. 13	@ Chicago	2-4	L
Oct. 14	@ NY Rangers	0-3	L	Jan. 14	St. Louis	2-1	W
Oct. 15	Montreal	0-3	L	Jan. 16	@ Minnesota	4-3	W
Oct. 17	@ St. Louis	1-4	L	Jan. 17	Montreal	4-4	T
Oct. 18	Pittsburgh	1-1	T	Jan. 21	NY Rangers	5-5	T
Oct. 22	@ Philadelphia	2-4	L	Jan. 23	@ St. Louis	1-7	L
Oct. 23	Detroit	4-3	W	Jan. 24	Philadelphia	6-4	W
Oct. 25	Chicago	0-4	L	Jan. 27	@ Los Angeles	3-3	T
Oct. 27	@ Vancouver	2-7	L	Jan. 29	@ California	4-2	W
Oct. 30	@ California	1-6	L	Jan. 31	@ Vancouver	6-1	W
Nov. 1	@ Los Angeles	2-4	L	Feb. 4	Los Angeles	5-2	W
Nov. 5	Vancouver	1-4	L	Feb. 6	@ Boston	3-4	L
Nov. 7	@ Montreal	2-11	L	Feb. 7	Toronto	3-4	L
Nov. 8	Philadelphia	1-3	L	Feb. 9	@ Vancouver	3-6	L
Nov. 13	California	4-2	W	Feb. 10	@ California	1-5	L
Nov. 15	Montreal	2-2	T	Feb. 12	California	3-0	W
Nov. 18	@ Toronto	7-2	W	Feb. 14	Philadelphia	3-2	W
Nov. 21	@ Minnesota	0-3	L	Feb. 17	@ Chicago	1-5	L
Nov. 25	@ Pittsburgh	4-4	T	Feb. 18	Pittsburgh	6-6	T
Nov. 26	NY Rangers	2-2	T	Feb. 20	@ Detroit	5-6	L
Nov. 29	California	1-2	L	Feb. 21	St. Louis	1-3	L
Dec. 3	Boston	4-4	T	Feb. 23	Boston	3-6	L
Dec. 6	Minnesota	1-0	W	Feb. 25	@ Philadelphia	2-3	L
Dec. 9	@ Chicago	1-6	L	Feb. 27	@ Toronto	0-2	L
Dec. 10	@ Boston	2-8	L	Feb. 28	Minnesota	5-2	W
Dec. 12	@ Detroit	3-5	L	Mar. 3	@ Los Angeles	3-3	T
Dec. 13	Toronto	0-4	L	Mar. 5	Chicago	2-2	T
Dec. 16	@ NY Rangers	0-4	L	Mar. 7	Vancouver	6-3	W
Dec. 17	Los Angeles	4-3	W	Mar. 13	@ St. Louis	0-9	L
Dec. 19	@ Toronto	0-2	L	Mar. 14	@ Minnesota	5-0	W
Dec. 20	Toronto	2-4	L	Mar. 18	St. Louis	5-3	W
Dec. 22	NY Rangers	2-7	L	Mar. 20	@ Montreal	2-5	L
Dec. 26	@ Montreal	4-4	T	Mar. 21	@ Boston	7-5	W
Dec. 27	Detroit	5-2	W	Mar. 23	@ NY Rangers	2-7	L
Jan. 1	Boston	4-9	L	Mar. 26	Vancouver	3-1	W
Jan. 3	Chicago	3-5	L	Mar. 28	Minnesota	4-2	W
Jan. 7	Detroit	7-4	W	Mar. 31	@ Pittsburgh	6-4	W
Jan. 9	@ Detroit	2-3	L	Apr. 1	Pittsburgh	3-3	T
Jan. 10	Los Angeles	2-2	T	Apr. 4	@ Philadelphia	3-3	T

## 1971-72 16-43-19, 6th Place

## East Division

Oct. 10	Pittsburgh	2-1	W	Jan. 2	California	4-4	T
Oct. 12	@ St. Louis	1-4	L	Jan. 6	Boston	2-5	L
Oct. 14	@ Boston	2-6	L	Jan. 9	Toronto	1-2	L
Oct. 16	@ Montreal	3-9	L	Jan. 13	NY Rangers	2-5	L
Oct. 17	Minnesota	2-3	L	Jan. 15	@ Montreal	2-6	L
Oct. 20	@ Toronto	7-2	W	Jan. 16	Montreal	4-2	W
Oct. 21	Chicago	2-5	L	Jan. 20	Vancouver	1-0	W
Oct. 23	@ Minnesota	1-5	L	Jan. 22	@ Detroit	2-3	L
Oct. 24	St. Louis	2-3	L	Jan. 23	@ Boston	3-3	T
Oct. 27	@ Los Angeles	3-2	W	Jan. 26	@ NY Rangers	1-5	L
Oct. 30	@ Vancouver	4-4	T	Jan. 27	Detroit	1-3	L
Oct. 31	@ California	2-2	T	Jan. 30	Los Angeles	2-2	T
Nov. 4	@ Detroit	4-4	T	Feb. 3	NY Rangers	2-4	L
Nov. 5	Philadelphia	5-2	W	Feb. 5	@ Minnesota	3-3	T
Nov. 7	Detroit	3-3	T	Feb. 6	Boston	8-2	W
Nov. 11	Los Angeles	2-4	L	Feb. 10	@ Detroit	2-4	L
Nov. 13	@ NY Rangers	2-5	L	Feb. 12	@ Boston	1-5	L
Nov. 14	Montreal	2-2	T	Feb. 13	Philadelphia	4-4	T
Nov. 18	California	5-7	L	Feb. 17	Pittsburgh	0-2	L
Nov. 21	Toronto	3-4	L	Feb. 19	@ Toronto	0-4	L
Nov. 24	@ Los Angeles	3-5	L	Feb. 20	Montreal	1-4	L
Nov. 27	@ Vancouver	2-5	L	Feb. 23	@ Chicago	2-1	W
Nov. 28	@ California	3-5	L	Feb. 24	Chicago	5-3	W
Dec. 1	@ NY Rangers	2-7	L	Feb. 27	California	4-4	T
Dec. 2	Los Angeles	2-0	W	Mar. 1	@ Montreal	1-4	L
Dec. 4	@ St. Louis	1-5	L	Mar. 2	NY Rangers	3-4	L
Dec. 5	Minnesota	3-1	W	Mar. 5	St. Louis	2-6	L
Dec. 9	Chicago	1-3	L	Mar. 8	@ California	3-6	L
Dec. 11	@ Pittsburgh	3-3	T	Mar. 10	@ Vancouver	2-3	L
Dec. 12	Toronto	2-4	L	Mar. 11	@ Los Angeles	3-5	L
Dec. 15	@ Chicago	1-2	L	Mar. 14	@ Minnesota	4-3	W
Dec. 16	@ Philadelphia	0-5	L	Mar. 16	@ Philadelphia	3-3	T
Dec. 18	@ Toronto	1-8	L	Mar. 17	Vancouver	2-6	L
Dec. 19	Vancouver	5-1	W	Mar. 19	@ Chicago	3-3	T
Dec. 23	Boston	4-4	T	Mar. 22	@ Pittsburgh	4-3	W
Dec. 25	@ St. Louis	4-4	T	Mar. 23	Minnesota	4-4	T
Dec. 26	St. Louis	6-3	W	Mar. 26	Pittsburgh	2-2	T
Dec. 29	Detroit	3-7	L	Mar. 30	@ Philadelphia	1-3	L
Dec. 31	@ Pittsburgh	3-3	T	Apr. 2	Philadelphia	3-2	W

## 1970-71 Regular-Season Scoring

NO.	PLAYER	GP	G	A	PTS	+/-	PIM	PP	SH	GW	GT	SHOTS	%
11	Gilbert Perreault*	78	38	34	72	-38	19	14	0	5	3	210	18.1
10	Phil Goyette	60	15	46	61	-17	6	9	0	1	0	119	12.6
15	Gerry Meehan	77	24	31	55	-10	8	5	0	1	2	163	14.7
22	Don Marshall	60	20	29	49	-13	6	9	0	1	2	112	17.9
23	Eddie Shack	56	25	17	42	-28	93	10	0	4	1	194	12.9
19	Steve Atkinson*	57	20	18	38	3	12	0	1	2	3	126	15.9
21	Paul Andrea	47	11	21	32	-15	4	2	0	3	0	99	11.1
6	Al Hamilton	69	2	28	30	-22	71	0	0	0	0	98	2.0
26	Larry Keenan	51	7	20	27	-11	6	3	0	2	0	65	10.8
5	Doug Barrie*	75	4	23	27	-19	168	0	0	0	1	128	3.1
16	Ron Anderson	74	14	12	26	-12	44	0	1	3	0	139	10.1
20	Dick Duff	53	7	13	20	-18	12	0	0	1	1	67	10.4
17	Floyd Smith	77	6	11	17	-13	46	0	2	0	0	80	7.5
9	Reg Fleming	78	6	10	16	-8	159	0	0	0	0	54	11.1
7	Cliff Schmutz*	26	5	7	12	0	10	2	0	0	0	44	11.4
2	Jim Watson	78	2	9	11	-28	147	0	0	0	1	114	1.8
12	Skip Krake	74	4	5	9	-21	68	1	0	0	0	64	6.3
18	Kevin O'Shea*	41	4	4	8	-11	8	0	1	1	1	33	12.1
3	Tracy Pratt	76	1	7	8	0	179	0	0	0	0	34	2.9
24	Jean-Guy Talbot	57	0	7	7	0	36	0	0	0	0	41	0.0
14	Randy Wyrozub*	16	2	2	4	-1	6	1	0	0	0	22	9.1
19	Francois Lacombe	1	0	1	1	0	2	0	0	0	0	1	0.0
28	Dave Dryden	10	0	1	1	0	0	0	0	0	0	0	0.0
8	Billy Inglis	14	0	1	1	0	4	0	0	0	0	9	0.0
30	Joe Daley	38	0	1	1	0	12	0	0	0	0	0	0.0
19	Brian Perry	1	0	0	0	0	0	0	0	0	0	1	0.0
28	Terry Ball	2	0	0	0	0	0	0	0	0	0	2	0.0
21	Jean-Guy Lagace*	3	0	0	0	0	2	0	0	0	0	3	0.0
23	Paul Terbenche	3	0	0	0	0	2	0	0	0	0	1	0.0
24	Butch Deadmarsh*	10	0	0	0	0	9	0	0	0	0	7	0.0
20	Brian McDonald*	12	0	0	0	0	29	0	0	0	0	15	0.0
4	Mike McMahon	12	0	0	0	-1	4	0	0	0	0	20	0.0
25	Hap Myers*	13	0	0	0	1	6	0	0	0	0	14	0.0
1	Roger Crozier	43	0	0	0	0	0	0	0	0	0	0	0.0
NO.	GOALTENDER	GP	MIN	GAA	W	L	T	EN	SO	GA	SA	SV%	
30	Joe Daley	38	2068:45	3.74	12	16	8	2	1	129	1232	.895	
1	Roger Crozier	44	2194:49	3.69	9	20	7	1	1	135	1354	.900	
28	Dave Dryden	10	408:08	3.23	3	3	0	2	1	22	227	.903	
<b>GOALTENDER TOTALS</b>			<b>4673:42</b>	<b>3.67</b>	<b>24</b>	<b>39</b>	<b>15</b>	<b>5</b>	<b>3</b>	<b>286</b>	<b>2813</b>	<b>.898</b>	

\* - rookie

## 1971-72 Regular-Season Scoring

NO.	PLAYER	GP	G	A	PTS	+/-	PIM	PP	SH	GW	GT	SHOTS	%
7	Rick Martin*	73	44	30	74	-39	36	19	0	5	4	266	16.5
11	Gilbert Perreault	76	26	48	74	-41	24	11	0	1	1	218	11.9
15	Gerry Meehan	77	19	27	46	-28	12	4	0	2	2	164	11.6
6	Al Hamilton	76	4	30	34	-12	105	1	0	1	1	91	4.4
23	Eddie Shack	60	11	14	25	-11	34	4	0	0	0	92	11.9
19	Steve Atkinson	67	14	10	24	-23	26	3	0	0	1	122	11.5
8	Jim Loreutz	37	10	14	24	-12	12	2	0	1	0	85	11.8
24	Chris Evans*	61	6	18	24	-20	98	2	0	0	0	99	6.1
10	Phil Goyette	37	3	21	24	-9	14	3	0	0	0	33	9.1
20	Don Luce	78	11	8	19	-18	38	0	0	1	1	126	8.7
9	Danny Lawson	78	10	6	16	-22	15	0	1	0	3	176	5.7
12	Mike Byers	46	9	7	16	-20	12	3	0	1	1	69	13.0
25	Craig Ramsay*	57	6	10	16	5	0	0	0	2	0	43	14.0
18	Kevin O'Shea	52	6	9	15	-19	44	0	0	0	1	56	10.7
3	Mike Robitaille	31	2	10	12	-13	22	1	0	0	0	62	3.2
5	Larry Hillman	43	1	11	12	-21	58	0	0	0	0	78	1.3
4	Tracy Pratt	27	0	10	10	-1	52	0	0	0	0	31	0.0
23	Rene Robert*	12	6	3	9	-5	2	3	0	0	2	42	14.3
2	Jim Watson	66	2	6	8	-33	101	1	0	0	1	78	2.6
26	Randy Wyrozub*	34	3	4	7	0	0	0	0	0	0	36	8.3
5	Doug Barrie	27	2	5	7	-21	45	0	0	1	1	24	8.3
8	Dick Duff	8	2	2	4	-2	0	0	0	0	0	5	40.0
16	Ron Anderson	37	0	4	4	-10	19	0	0	0	0	35	0.0
14	Rod Zaine	24	2	1	3	-14	4	0	0	1	0	23	8.6
22	Ray McKay	39	0	3	3	-12	18	0	0	0	0	18	0.0
26	Larry Keenan	14	2	0	2	-3	2	0	0	0	0	15	13.3
8	Butch Deadmarsh*	12	1	1	2	-10	4	0	0	0	0	10	10.0
23	John Gould*	2	1	0	1	-1	0	0	0	0			



# Year-By-Year Results RECORD BOOK

## 1972-73 37-27-14, 4th Place

### East Division

Oct. 8	Atlanta	5-3	W	Jan. 4	@ Detroit	2-4	L
Oct. 11	Los Angeles	7-3	W	Jan. 6	@ NY Rangers	4-1	W
Oct. 14	@ Atlanta	1-1	T	Jan. 7	Philadelphia	2-0	W
Oct. 15	Toronto	3-2	W	Jan. 11	NY Rangers	2-4	L
Oct. 19	Vancouver	6-0	W	Jan. 14	@ Boston	0-6	L
Oct. 21	@ St. Louis	1-1	T	Jan. 18	Chicago	5-1	W
Oct. 22	Atlanta	7-2	W	Jan. 20	@ Detroit	2-4	L
Oct. 25	Boston	2-2	T	Jan. 21	Philadelphia	3-4	L
Oct. 28	@ Montreal	3-3	T	Jan. 25	Minnesota	5-2	W
Oct. 29	Minnesota	2-1	W	Jan. 28	Atlanta	5-8	L
Nov. 1	@ Toronto	1-7	L	Feb. 1	Los Angeles	5-3	W
Nov. 4	@ Philadelphia	3-5	L	Feb. 3	@ NY Islanders	1-1	T
Nov. 5	St. Louis	1-1	T	Feb. 4	NY Islanders	5-1	W
Nov. 9	California	0-0	T	Feb. 7	@ Chicago	1-2	L
Nov. 11	@ Philadelphia	1-3	L	Feb. 8	California	4-0	W
Nov. 12	Pittsburgh	1-0	W	Feb. 10	@ Montreal	1-2	L
Nov. 15	@ Los Angeles	3-3	T	Feb. 11	Detroit	2-5	L
Nov. 17	@ California	1-5	L	Feb. 14	@ Toronto	3-2	W
Nov. 19	@ Vancouver	5-9	L	Feb. 15	NY Rangers	4-1	W
Nov. 22	@ Detroit	2-6	L	Feb. 17	@ Pittsburgh	3-3	T
Nov. 23	NY Rangers	5-3	W	Feb. 18	Pittsburgh	4-1	W
Nov. 26	NY Islanders	9-2	W	Feb. 22	Vancouver	3-1	W
Nov. 28	@ NY Islanders	7-2	W	Feb. 24	@ Minnesota	2-4	L
Nov. 30	@ Boston	4-5	L	Feb. 25	Pittsburgh	2-1	W
Dec. 2	@ Minnesota	6-8	L	Mar. 1	@ Atlanta	4-4	T
Dec. 3	Minnesota	7-4	W	Mar. 4	Montreal	2-4	L
Dec. 6	@ NY Rangers	3-2	W	Mar. 6	@ Los Angeles	2-2	T
Dec. 7	Detroit	6-1	W	Mar. 7	@ California	2-2	T
Dec. 10	Montreal	4-2	W	Mar. 9	@ Vancouver	2-5	L
Dec. 13	Boston	7-3	W	Mar. 13	@ St. Louis	0-2	L
Dec. 16	@ St. Louis	4-3	W	Mar. 15	Boston	1-4	L
Dec. 17	Toronto	4-0	W	Mar. 17	@ Montreal	3-3	T
Dec. 20	Vancouver	6-3	W	Mar. 18	Toronto	5-1	W
Dec. 22	@ California	2-4	L	Mar. 21	@ Chicago	2-6	L
Dec. 23	@ Los Angeles	0-2	L	Mar. 24	@ Pittsburgh	4-4	T
Dec. 27	@ NY Rangers	4-1	W	Mar. 25	@ Boston	1-6	L
Dec. 28	Chicago	8-2	W	Mar. 27	@ NY Islanders	3-2	W
Dec. 31	@ Chicago	2-4	L	Mar. 28	Philadelphia	6-3	W
Jan. 3	NY Islanders	4-1	W	Apr. 1	St. Louis	3-1	W

## 1973-74 32-34-12, 5th Place

### East Division

Oct. 10	@ Toronto	4-7	L	Jan. 9	@ Atlanta	0-3	L
Oct. 13	@ Minnesota	4-3	W	Jan. 10	NY Rangers	7-2	W
Oct. 14	Vancouver	1-3	L	Jan. 12	@ Pittsburgh	2-5	L
Oct. 18	Los Angeles	6-2	W	Jan. 13	St. Louis	1-0	W
Oct. 20	@ NY Islanders	2-1	W	Jan. 17	@ Philadelphia	2-7	L
Oct. 21	Toronto	4-3	W	Jan. 19	@ NY Islanders	2-2	T
Oct. 24	Chicago	3-1	W	Jan. 20	California	6-4	W
Oct. 25	@ Boston	4-9	L	Jan. 24	Montreal	1-4	L
Oct. 28	NY Islanders	5-2	W	Jan. 27	Vancouver	2-3	L
Oct. 31	California	3-2	W	Jan. 31	@ Philadelphia	3-4	L
Nov. 4	Montreal	1-1	T	Feb. 2	@ St. Louis	1-6	L
Nov. 6	@ Vancouver	2-3	L	Feb. 3	Toronto	3-3	T
Nov. 9	@ California	3-6	L	Feb. 6	@ Los Angeles	1-5	L
Nov. 10	@ Los Angeles	5-3	W	Feb. 8	@ California	7-2	W
Nov. 14	@ Atlanta	3-1	W	Feb. 10	@ Vancouver	2-5	L
Nov. 17	@ Montreal	5-8	L	Feb. 14	Los Angeles	4-2	W
Nov. 18	California	0-2	L	Feb. 17	Detroit	2-1	W
Nov. 21	@ Atlanta	2-3	L	Feb. 20	@ Toronto	2-4	L
Nov. 22	NY Rangers	6-7	L	Feb. 21	Atlanta	4-4	T
Nov. 25	Atlanta	3-4	L	Feb. 24	Boston	3-2	W
Nov. 29	Los Angeles	2-1	W	Feb. 28	Chicago	2-2	T
Dec. 1	@ Detroit	4-1	W	Mar. 2	@ Philadelphia	2-4	L
Dec. 2	Detroit	6-1	W	Mar. 3	NY Islanders	4-3	W
Dec. 6	NY Rangers	8-4	W	Mar. 6	@ Minnesota	4-4	T
Dec. 8	@ Boston	2-5	L	Mar. 8	@ Vancouver	4-2	W
Dec. 9	Toronto	5-2	W	Mar. 10	Philadelphia	3-4	L
Dec. 12	@ NY Rangers	1-1	T	Mar. 12	@ Boston	0-4	L
Dec. 15	@ Minnesota	3-4	L	Mar. 14	Boston	3-4	L
Dec. 16	St. Louis	2-5	L	Mar. 16	@ St. Louis	2-2	T
Dec. 19	@ Chicago	2-2	T	Mar. 17	Minnesota	5-2	W
Dec. 20	Montreal	2-2	T	Mar. 20	@ Chicago	3-2	W
Dec. 22	@ Montreal	1-7	L	Mar. 23	@ NY Islanders	1-1	T
Dec. 23	Pittsburgh	3-2	W	Mar. 24	@ NY Rangers	3-5	L
Dec. 27	Detroit	3-1	W	Mar. 27	@ Detroit	1-3	L
Dec. 30	Philadelphia	4-5	L	Mar. 28	Chicago	2-2	T
Jan. 3	@ Pittsburgh	6-5	W	Mar. 31	Minnesota	6-1	W
Jan. 5	@ Pittsburgh	6-1	W	Apr. 4	@ Pittsburgh	2-4	L
Jan. 6	Vancouver	2-5	L	Apr. 6	@ Toronto	1-3	L
		6-3	W	Apr. 7	St. Louis	5-2	W

## 1972-73 Regular-Season Scoring

NO.	PLAYER	GP	G	A	PTS	+/-	PIM	PP	SH	GW	GT	SHOTS	%
11	Gilbert Perreault	78	28	60	88	11	10	8	0	7	0	234	12.0
14	Rene Robert	75	40	43	83	15	83	9	0	6	0	265	15.1
7	Rick Martin	75	37	36	73	3	79	11	0	4	3	299	12.4
8	Jim Lorentz	78	27	35	62	6	30	11	0	5	1	175	15.4
15	Gerry Meehan	77	31	29	60	4	21	3	1	6	2	208	14.9
20	Don Luce	78	18	25	43	7	32	0	3	2	0	198	9.1
21	Hugh Harris*	60	12	26	38	8	17	0	0	0	0	121	9.9
5	Larry Hillman	78	5	24	29	-3	56	2	0	0	0	102	4.9
10	Craig Ramsay	76	11	17	28	12	15	0	1	1	0	89	12.4
12	Larry Mickey	77	15	9	24	-5	47	1	0	2	3	158	9.5
3	Mike Robitaille	65	4	17	21	9	40	0	0	0	1	182	2.2
6	Jim Schoenfeld*	66	4	15	19	12	178	1	0	0	0	91	4.4
19	Steve Atkinson	61	9	9	18	-5	36	2	0	1	1	96	9.4
2	Tim Horton	69	1	16	17	11	56	0	0	0	0	73	1.4
4	Tracy Pratt	74	1	15	16	9	116	0	0	0	0	63	1.6
9	Norm Gratton*	21	6	5	11	0	12	2	0	1	1	26	23.1
23	Larry Carriere*	40	2	8	10	-1	52	1	0	0	1	34	5.8
18	Paul Terbenche	42	0	7	7	7	8	0	0	0	0	20	0.0
16	Randy Wyrozub	45	3	3	6	-1	4	0	0	2	0	23	13.0
22	Doug Rombough*	5	2	0	2	2	0	0	0	0	0	3	66.7
9	Butch Deadmarsh	34	1	1	2	-2	26	1	0	0	0	15	6.6
17	Rick Dudley*	6	0	1	1	-2	7	0	0	0	0	6	0.0
24	John Gould	8	0	1	1	1	0	0	0	0	0	4	0.0
24	Ron Busniuk*	1	0	0	0	0	9	0	0	0	0	1	0.0
28	Rocky Farr*	1	0	0	0	0	0	0	0	0	0	0	0.0
22	Ray McKay	1	0	0	0	0	0	0	0	0	0	0	0.0
17	Bob Richer*	3	0	0	0	0	0	0	0	0	0	0	0.0
30	Dave Dryden	37	0	0	0	0	0	0	0	0	0	0	0.0
1	Roger Crozier	49	0	0	0	0	4	4	0	0	0	0	0.0
<b>NO. GOALTENDER</b>	<b>GP</b>	<b>MIN</b>	<b>GAA</b>	<b>W</b>	<b>L</b>	<b>T</b>	<b>EN</b>	<b>SO</b>	<b>GA</b>	<b>SA</b>	<b>SV%</b>		
1	Roger Crozier	49	2627:26	2.76	23	13	7	3	3	121	1275	.905	
30	Dave Dryden	37	2014:49	2.65	14	13	7	3	3	89	966	.908	
28	Rocky Farr*	1	28:47	6.25	0	1	0	0	0	3	22	.864	
<b>GOALTENDER TOTALS</b>			<b>4671:02</b>	<b>2.74</b>	<b>37</b>	<b>27</b>	<b>14</b>	<b>6</b>	<b>6</b>	<b>213</b>	<b>2263</b>	<b>.906</b>	

\* - rookie

## 1973-74 Regular-Season Scoring

NO.	PLAYER	GP	G	A	PTS	+/-	PIM	PP	SH	GW	GT	SHOTS	%
7	Rick Martin	78	52	34	86	-22	38	8	0	6	3	320	16.3
14	Rene Robert	76	21	44	65	-18	71	3	0	5	1	245	8.5
20	Don Luce	75	26	30	56	3	44	2	3	1	2	237	10.9
8	Jim Lorentz	78	23	31	54	-19	28	12	0	4	0	154	14.9
11	Gilbert Perreault	55	18	33	51	-8	10	6	0	7	2	163	11.0
15	Gerry Meehan	72	20	26	46	-7	17	6	0	1	1	161	12.4
10	Craig Ramsay	78	20	26	46	15	0	1	2	3	2	154	12.9
23	Larry Carriere	77	6	24	30	5	103	3	0	0	0	114	5.3
17	Rick Dudley*	67	13	13	26	0	71	0	0	2	1	100	13.0
3	Mike Robitaille	71	2	18	20	2	60	2	0	0	0	185	1.0
4	Jerry Korab	45	6	12	18	-23	73	2	0	0	0	106	5.6
9	Norm Gratton	57	6	12	18	-9	16	2	0	0	0	53	11.3
19	Steve Atkinson	70	6	10	16	1	22	0	0	1	0	109	5.5
22	Doug Rombough*	46	6	9	15	3	27	0	0	1	0	38	15.7
18	Paul Terbenche	67	2	12	14	2	8	0	0	0	0	42	4.7
24	Peter McNab*	22	3	6	9	-3	9	0	0	0	0	24	12.5
6	Jim Schoenfeld	28	1	8	9	-9	56	0	0	0	0	49	2.0
12	Larry Mickey	13	3	4	7	5	8	0	0	0	0	18	16.6
4	Tracy Pratt	33	0	7	7	9	52	0	0	0	0	20	0.0
21	John Gould*	30	4	2	6	-7	2	0	0	1	0	48	8.3
2	Tim Horton	55	0	6	6	-4	53	0	0	0	0	59	0.0
21	Brian Spencer	13	3	2	5	-3	4	1	0	0	0	21	14.2
21	Ron Busniuk*	5	0	3	3	-1	4	0	0	0	0	3	0.0
16	Real Lemieux	11	1	1	2	0	4	0	0	0	0	4	25.0
24	Bill Hajt*	6	0	2	2	-1	0	0	0	0	0	4	0.0
24	Randy Wyrozub	5	0	1	1	-1	0	0	0	0	0	4	0.0
30	Dave Dryden	53	0	1	1	0	4	0	0	0	0	0	0.0
28	Rocky Farr	11	0	0	0	0	2	0	0	0	0	0	0.0
29	Gary Bromley*	12	0	0	0	0	2	0	0	0	0	0	0.0
1	Roger Crozier	12	0	0	0	0	2	0	0	0	0	0	0.0
23	Joe Norris	18	0	0	0	-4	2	0	0	0	0	9	0.0
<b>NO. GOALTENDER</b>	<b>GP</b>	<b>MIN</b>	<b>GAA</b>	<b>W</b>	<b>L</b>	<b>T</b>	<b>EN</b>	<b>SO</b>	<b>GA</b>	<b>SA</b>	<b>SV%</b>		







# Year-By-Year Results RECORD BOOK

## 1976-77 48-24-8, 2nd place

## Adams Division

Oct. 9	@ Detroit	0-4	L	Jan. 9	Cleveland	7-4	W
Oct. 10	Montreal	3-1	W	Jan. 13	NY Rangers	7-5	W
Oct. 13	NY Islanders	3-4	L	Jan. 15	@ Pittsburgh	2-5	L
Oct. 16	@ Minnesota	2-1	W	Jan. 16	Colorado	3-0	W
Oct. 17	Atlanta	5-6	L	Jan. 19	Washington	2-4	L
Oct. 20	Vancouver	4-0	W	Jan. 22	@ Minnesota	3-4	L
Oct. 23	@ Philadelphia	2-3	L	Jan. 23	Cleveland	0-3	L
Oct. 24	Washington	2-1	W	Jan. 27	Atlanta	1-1	T
Oct. 27	Pittsburgh	4-4	T	Jan. 29	@ Montreal	3-3	T
Oct. 31	Boston	4-1	W	Feb. 1	@ NY Islanders	3-6	L
Nov. 1	@ Montreal	2-3	L	Feb. 3	@ Colorado	6-4	W
Nov. 5	@ Washington	3-2	W	Feb. 5	@ St. Louis	5-6	L
Nov. 7	Philadelphia	5-3	W	Feb. 9	@ NY Rangers	2-1	W
Nov. 10	St. Louis	5-0	W	Feb. 10	Boston	4-3	W
Nov. 13	@ NY Rangers	6-2	W	Feb. 13	Minnesota	6-2	W
Nov. 14	Minnesota	4-4	T	Feb. 14	Toronto*	7-2	W
Nov. 17	@ Vancouver	3-2	W	Feb. 16	Chicago	3-0	W
Nov. 20	@ Los Angeles	4-3	W	Feb. 19	@ Detroit	2-1	W
Nov. 24	Vancouver	4-4	T	Feb. 20	@ Philadelphia	2-4	L
Nov. 27	@ St. Louis	2-3	L	Feb. 23	@ Cleveland	5-3	W
Nov. 28	Detroit	3-1	W	Feb. 24	Philadelphia	2-0	W
Nov. 30	@ Boston	6-2	W	Feb. 26	@ Toronto	6-5	W
Dec. 4	@ NY Islanders	0-3	L	Feb. 27	Los Angeles	1-5	L
Dec. 5	Colorado	5-3	W	Mar. 2	Chicago	6-3	W
Dec. 8	@ Cleveland	5-1	W	Mar. 3	Los Angeles**	7-2	W
Dec. 9	Pittsburgh	1-2	L	Mar. 5	@ Boston	1-3	L
Dec. 11	@ Los Angeles	4-2	W	Mar. 6	Montreal	4-1	W
Dec. 14	@ Vancouver	6-3	W	Mar. 9	Detroit	6-3	W
Dec. 16	NY Rangers	7-2	W	Mar. 12	@ Pittsburgh	2-3	L
Dec. 18	@ NY Islanders	4-2	W	Mar. 13	Toronto	6-1	W
Dec. 19	Detroit	6-1	W	Mar. 16	@ Cleveland	6-2	W
Dec. 22	@ Chicago	4-2	W	Mar. 17	@ Boston	2-4	L
Dec. 23	Toronto	4-2	W	Mar. 20	@ Washington	6-2	W
Dec. 26	Washington	5-2	W	Mar. 22	@ Atlanta	6-3	W
Dec. 29	@ Atlanta	6-3	W	Mar. 23	Cleveland	4-2	W
Jan. 1	@ Pittsburgh	3-6	L	Mar. 25	@ Colorado	2-2	T
Jan. 2	NY Islanders	3-3	T	Mar. 26	@ Los Angeles	4-6	L
Jan. 5	@ Chicago	1-2	L	Mar. 30	Boston	3-4	L
Jan. 6	Montreal	2-9	L	Apr. 2	@ Toronto	1-1	T
Jan. 8	@ Toronto	4-2	W	Apr. 3	St. Louis	7-3	W

\* - rescheduled from Feb. 7 \*\* - rescheduled from Jan. 30

## 1977-78 44-19-17, 2nd place

## Adams Division

Oct. 13	NY Islanders	3-2	W	Jan. 12	@ Cleveland*	3-6	L
Oct. 15	@ Toronto	5-2	W	Jan. 14	@ Detroit	2-6	L
Oct. 16	Chicago	0-2	L	Jan. 19	Cleveland	9-2	W
Oct. 19	@ Chicago	2-2	T	Jan. 21	@ St. Louis	3-1	W
Oct. 20	Colorado	7-5	W	Jan. 22	Vancouver	2-2	T
Oct. 23	Minnesota	4-1	W	Jan. 26	Minnesota	1-2	L
Oct. 29	@ NY Islanders	2-4	L	Jan. 28	@ Pittsburgh	3-3	T
Oct. 30	@ Montreal	4-0	W	Jan. 30	NY Islanders	3-2	W
Nov. 3	@ Boston	4-1	W	Feb. 1	@ Toronto	2-2	T
Nov. 5	@ St. Louis	3-1	W	Feb. 2	Boston	3-1	W
Nov. 6	St. Louis	7-4	W	Feb. 4	@ Minnesota	4-2	W
Nov. 9	@ NY Rangers	4-8	L	Feb. 5	Washington	4-1	W
Nov. 10	@ Philadelphia	3-2	W	Feb. 8	@ Cleveland	5-2	W
Nov. 13	Pittsburgh	3-3	T	Feb. 9	NY Rangers	2-0	W
Nov. 16	@ Atlanta	6-2	W	Feb. 13	Toronto	2-4	L
Nov. 17	Toronto	1-2	L	Feb. 16	Los Angeles	5-0	W
Nov. 19	@ Washington	7-6	W	Feb. 19	St. Louis	6-2	W
Nov. 20	Washington	5-2	W	Feb. 20	@ Montreal	2-4	L
Nov. 23	Boston	0-2	L	Feb. 23	Philadelphia	4-0	W
Nov. 24	@ Montreal	1-4	L	Feb. 25	@ Cleveland	13-3	W
Nov. 27	NY Rangers	3-2	W	Feb. 26	Pittsburgh	4-4	T
Nov. 30	@ Chicago	3-2	W	Mar. 1	@ Atlanta	4-3	W
Dec. 1	Montreal	3-1	W	Mar. 2	NY Islanders	6-3	W
Dec. 3	@ Pittsburgh	4-4	T	Mar. 4	@ Boston	3-7	L
Dec. 4	Montreal	6-1	W	Mar. 6	Montreal	2-1	W
Dec. 8	Cleveland	5-2	W	Mar. 9	Los Angeles	3-3	T
Dec. 10	@ Minnesota	4-2	W	Mar. 11	@ NY Islanders	2-4	L
Dec. 11	Vancouver	3-0	W	Mar. 12	Chicago	5-2	W
Dec. 13	@ Colorado	1-4	L	Mar. 16	Philadelphia	3-1	W
Dec. 15	@ Los Angeles	7-3	W	Mar. 18	@ Philadelphia	2-2	T
Dec. 17	@ Vancouver	5-5	T	Mar. 21	@ Los Angeles	6-2	W
Dec. 21	@ Detroit	5-3	W	Mar. 24	@ Vancouver	2-2	T
Dec. 22	Pittsburgh	3-3	T	Mar. 25	@ Colorado	4-3	W
Dec. 29	Detroit	3-3	T	Mar. 28	@ Detroit	0-7	L
Dec. 31	@ NY Rangers	2-2	T	Mar. 30	Cleveland	3-5	L
Jan. 1	Atlanta	2-2	T	Apr. 1	@ Toronto	2-3	L
Jan. 5	Colorado	5-3	W	Apr. 2	Atlanta	2-4	L
Jan. 7	@ Washington	4-4	T	Apr. 4	@ Washington	3-4	L
Jan. 8	Boston	5-3	W	Apr. 6	@ Boston	5-2	W
Jan. 11	Los Angeles	3-3	T	Apr. 9	Toronto	2-1	W

\* - rescheduled from Jan. 4

## 1976-77 Regular-Season Scoring

NO.	PLAYER	GP	G	A	PTS	+/-	PIM	PP	SH	GW	GT	SHOTS	%
11	Gilbert Perreault	80	39	56	95	9	30	7	2	9	0	195	20.0
14	Rene Robert	80	33	40	73	27	46	5	0	4	1	250	13.2
20	Don Luce	80	26	43	69	38	16	6	1	6	1	204	12.7
7	Rick Martin	66	36	29	65	10	58	12	0	6	2	221	16.3
10	Craig Ramsay	80	20	41	61	37	20	2	3	2	1	145	13.8
12	Andre Savard	80	25	35	60	11	30	4	0	4	0	160	15.6
4	Jim Lorentz	79	23	33	56	3	8	7	0	3	0	156	14.7
8	Jerry Korab	77	14	33	47	22	120	4	0	1	1	185	7.6
22	Jocelyn Guevremont	80	9	29	38	26	46	2	0	2	0	210	4.3
6	Jim Schoenfeld	65	7	25	32	28	97	2	0	2	2	179	3.9
21	Brian Spencer	77	14	15	29	0	55	1	0	2	0	81	17.3
15	Gary McAdam	73	13	16	29	17	17	1	0	2	0	86	15.1
18	Danny Gare	35	11	15	26	7	73	3	0	0	0	92	12.0
24	Bill Hajit	79	6	20	26	39	56	0	0	1	0	106	5.7
25	Terry Martin*	62	11	12	23	6	8	1	0	0	0	72	15.3
17	Fred Stanfield	79	9	14	23	-2	6	2	0	2	0	69	13.0
5	Lee Fogolin	71	3	15	18	9	100	1	0	2	0	77	3.9
27	Joe Kowal*	16	0	5	5	3	6	0	0	0	0	6	0.0
23	Ken Breitenbach*	31	0	5	5	-2	18	0	0	0	0	11	0.0
9	Jacques Richard	21	2	0	2	-3	16	0	0	0	0	20	10.0
29	Don Edwards*	25	0	1	1	0	2	0	0	0	0	0	0.0
26	Alex Tidey	2	0	0	0	-1	0	0	0	0	0	3	0.0
28	Bob Sauve*	4	0	0	0	0	0	0	0	0	0	0	0.0
16	Derek Smith*	5	0	0	0	-1	0	0	0	0	0	0	0.0
31	Al Smith	7	0	0	0	0	0	0	0	0	0	0	0.0
30	Gerry Desjardins	49	0	0	0	0	2	0	0	0	0	0	0.0
NO.	GOALTENDER	GP	MIN	GAA	W	L	T	EN	SO	GA	SA	SV%	
30	Gerry Desjardins	49	2867:03	2.64	31	12	6	1	3	126	1258	.900	
29	Don Edwards*	25	1476:09	2.52	16	7	2	1	2	62	616	.899	
28	Bob Sauve*	4	182:11	3.62	1	2	0	0	0	11	71	.845	
31	Al Smith	7	263:32	4.33	0	3	0	0	0	19	116	.836	
<b>GOALTENDER TOTALS</b>			<b>4788:55</b>	<b>2.73</b>	<b>48</b>	<b>24</b>	<b>8</b>	<b>2</b>	<b>5</b>	<b>218</b>	<b>2061</b>	<b>.894</b>	

\* - rookie

## 1977-78 Regular-Season Scoring

NO.	PLAYER	GP	G	A	PTS	+/-	PIM	PP	SH	GW	GT	SHOTS	%
11	Gilbert Perreault	79	41	48	89	18	20	7	0	7	2	192	21.4
18	Danny Gare	69	39	38	77	32	95	9	0	2	6	265	14.7
14	Rene Robert	67	25	48	73	18	25	7	0	4	1	209	12.0
10	Craig Ramsay	80	28	43	71	33	18	2	5	3	2	159	17.6
7	Rick Martin	65	28	35	63	16	16	7	0	6	3	220	12.7
20	Don Luce	78	26	35	61	32	24	5	2	3	0	170	15.3
15	Gary McAdam	79	19	22	41	5	44	2	0	5	0	160	11.9
4	Jerry Korab	77	7	34	41	16	119	3	0	2	0	200	3.5
12	Andre Savard	80	19	20	39	1	40	2	0	0	0	126	15.1
16	Ric Seiling*	80	19	38	12	33	2	0	4	1	1	115	16.5
22	Jocelyn Guevremont	66	7	28	35	25	46	0	0	1	0	162	4.3
8	Jim Lorentz	70	9	15	24	-4	12	6	0	2	1	86	10.5
5	Lee Fogolin	76	0	23	23	8	98	0	0	0	0	77	0.0
24	Bill Hajit	76	4	18	22	36	30	0	0	0	1	78	5.1
6	Jim Schoenfeld	60	2	20	22	24	89	0	0	0	0	113	1.8
17	Fred Stanfield	57	3	8	11	-8	2	0	0	0	0	38	7.9
21	Ron Schock	40	4	4	8	-5	0	0	0	2	0	19	21.1
19	Derek Smith*	36	3	3	6	-3	0	0	0	0	0	25	12.0
25	Terry Martin	21	3	2	5	-1	9	0	0	2	0	17	17.6
29	Richie Dunn*	25	0	3	3	-3	16	0	0	0	0	23	0.0
1	Don Edwards*	72	0	3	3	0	12	0	0	0	0	0	0.0
3	Bill Stewart*	13	2	0	2	1	15	0	0	1	0	16	12.5
28	Bob Sauve*	11	0	1	1	0	0	0	0	0	0	0	0.0
26	Alex Tidey	1	0	0	0	-1	0	0	0	0	0	2	0.0
32	Wayne Ramsey*	2	0	0	0	0	0	0	0	0	0	0	0.0
30	Gerry Desjardins	3	0	0	0	0	0	0	0	0	0	0	0.0
27	Joe Kowal*	6	0	0	0	0	7	0	0	0	0	3	0.0
23	Larry Carriere	9	0	0	0	-1	18	0	0	0	0	4	0.0
NO.	GOALTENDER	GP	MIN	GAA	W	L	T	EN	SO	GA	SA	SV%	
1	Don Edwards*	72	4205:45	2.64	38	16	17	3	5	185	1785	.906	
28	Bob Sauve*	11	478:57	2.51	6	2	0	0	0	20	204	.911	
30	Gerry Desjardins	3	1										



# Year-By-Year Results RECORD BOOK

## 1978-79 36-28-16, 2nd place

## Adams Division

Oct. 12	NY Islanders	2-2	T	Jan. 11	Washington	6-2	W
Oct. 14	@ Minnesota	5-2	W	Jan. 13	@ Montreal	2-5	L
Oct. 15	Detroit	2-3	L	Jan. 14	Pittsburgh	4-5	L
Oct. 18	@ Toronto	0-2	L	Jan. 18	@ Philadelphia	4-4	T
Oct. 19	Toronto	1-0	W	Jan. 20	@ Boston	2-1	W
Oct. 22	@ Vancouver	2-3	L	Jan. 25	NY Rangers	4-5	L
Oct. 26	@ Los Angeles	0-6	L	Jan. 27	@ Detroit	6-3	W
Oct. 28	@ St. Louis	7-7	T	Jan. 28	Minnesota	1-3	L
Nov. 2	@ Philadelphia	3-3	T	Jan. 31	Atlanta	2-5	L
Nov. 4	@ Minnesota	1-2	L	Feb. 3	@ Minnesota	2-1	W
Nov. 5	Minnesota	2-1	W	Feb. 4	St. Louis	3-1	W
Nov. 9	Pittsburgh	4-4	T	Feb. 14	NY Islanders*	2-1	W
Nov. 11	@ Washington	2-0	W	Feb. 15	NY Rangers	4-3	W
Nov. 12	Boston	4-4	T	Feb. 17	@ Pittsburgh	3-6	L
Nov. 15	@ Toronto	2-2	T	Feb. 18	Montreal	2-5	L
Nov. 16	St. Louis	6-2	W	Feb. 21	@ Chicago	2-3	L
Nov. 18	@ Detroit	3-1	W	Feb. 22	Chicago	2-4	L
Nov. 19	Minnesota	9-2	W	Feb. 24	@ Washington	6-4	W
Nov. 22	Philadelphia	2-3	L	Feb. 26	Toronto	3-1	W
Nov. 23	@ Boston	2-5	L	Mar. 1	Minnesota	5-5	T
Nov. 26	Colorado	4-1	W	Mar. 3	@ NY Rangers	2-2	T
Nov. 30	Boston	3-4	L	Mar. 4	Philadelphia	1-6	L
Dec. 2	@ Montreal	1-8	L	Mar. 6	@ NY Islanders	3-2	W
Dec. 3	Montreal	1-4	L	Mar. 8	Los Angeles	6-4	W
Dec. 7	Los Angeles	3-3	T	Mar. 10	@ Atlanta	5-5	T
Dec. 9	@ Pittsburgh	4-4	T	Mar. 11	Atlanta	9-4	W
Dec. 10	Toronto	5-3	W	Mar. 14	@ Toronto	4-1	W
Dec. 13	@ Chicago	6-2	W	Mar. 15	Vancouver	4-2	W
Dec. 14	Chicago	3-2	W	Mar. 17	@ Philadelphia	3-5	L
Dec. 16	@ Minnesota	5-2	W	Mar. 18	Washington	3-3	T
Dec. 17	Vancouver	6-3	W	Mar. 21	@ Colorado	3-2	W
Dec. 20	@ NY Rangers	3-6	L	Mar. 23	@ Vancouver	4-3	W
Dec. 21	Atlanta	5-4	W	Mar. 24	@ Los Angeles	3-2	W
Dec. 23	@ Boston	4-6	L	Mar. 26	@ St. Louis	4-2	W
Dec. 27	@ Colorado	5-2	W	Mar. 28	Boston	9-2	W
Dec. 28	@ Vancouver	3-3	T	Mar. 31	@ NY Islanders	0-2	L
Dec. 31	Boston	3-7	L	Apr. 1	Toronto	3-6	L
Jan. 4	Chicago	3-3	T	Apr. 5	@ Boston	9-3	W
Jan. 7	Detroit	4-3	W	Apr. 7	@ Toronto	2-6	L
Jan. 9	@ Atlanta	3-5	L	Apr. 8	Colorado	5-5	T

\* - rescheduled from Jan. 21

## 1979-80 47-17-16, 1st place

## Adams Division

Oct. 11	Washington	6-3	W	Jan. 9	NY Islanders	3-2	W
Oct. 13	@ NY Islanders	5-2	W	Jan. 11	@ Colorado	4-3	W
Oct. 14	Minnesota	4-5	L	Jan. 13	@ Edmonton	5-6	L
Oct. 17	Hartford	3-1	W	Jan. 16	@ Los Angeles	4-2	W
Oct. 20	@ St. Louis	2-3	L	Jan. 18	@ Vancouver	2-2	T
Oct. 21	Vancouver	3-3	T	Jan. 20	Edmonton	4-4	T
Oct. 24	Pittsburgh	7-3	W	Jan. 21	@ Atlanta	3-3	T
Oct. 25	@ Detroit	0-4	L	Jan. 24	@ Boston	3-4	L
Oct. 27	@ Quebec	3-0	W	Jan. 26	@ Montreal	7-2	W
Oct. 28	Colorado	4-2	W	Jan. 27	Los Angeles	9-1	W
Oct. 31	@ Chicago	0-0	T	Jan. 31	NY Rangers	6-2	W
Nov. 3	@ Toronto	4-3	W	Feb. 2	@ NY Islanders	2-3	L
Nov. 4	@ Philadelphia	1-3	L	Feb. 3	Vancouver	3-0	W
Nov. 8	Chicago	3-3	T	Feb. 7	Pittsburgh	9-0	W
Nov. 10	@ Washington	5-3	W	Feb. 9	@ St. Louis	2-3	L
Nov. 11	Colorado	3-5	L	Feb. 11	St. Louis	4-2	W
Nov. 15	Atlanta	5-1	W	Feb. 14	Boston	3-3	T
Nov. 17	@ Minnesota	4-2	W	Feb. 16	@ Detroit	4-3	W
Nov. 18	Edmonton	9-7	W	Feb. 17	Montreal	2-2	T
Nov. 21	@ Hartford	3-5	L	Feb. 19	@ Quebec	3-1	W
Nov. 24	@ Washington	6-1	W	Feb. 20	@ Winnipeg	4-3	W
Nov. 25	Minnesota	6-2	W	Feb. 24	@ Chicago	1-3	L
Nov. 27	@ Boston	5-2	W	Feb. 27	Philadelphia	1-1	T
Nov. 29	NY Rangers	2-1	W	Feb. 29	@ Edmonton	4-2	W
Dec. 2	Washington	2-0	W	Mar. 2	@ Minnesota	2-2	T
Dec. 5	Atlanta	6-1	W	Mar. 5	@ NY Rangers	2-4	L
Dec. 7	@ Colorado	5-3	W	Mar. 6	Hartford	4-3	W
Dec. 10	Detroit	4-0	W	Mar. 9	St. Louis	9-4	W
Dec. 13	Chicago	5-2	W	Mar. 12	@ Winnipeg	3-3	T
Dec. 15	@ Philadelphia	2-3	L	Mar. 15	@ Los Angeles	2-2	T
Dec. 16	Boston	1-5	L	Mar. 19	@ Vancouver	3-3	T
Dec. 19	@ Winnipeg	3-2	W	Mar. 22	@ Toronto	5-1	W
Dec. 20	Los Angeles	5-3	W	Mar. 23	NY Islanders	1-1	T
Dec. 22	@ Hartford	4-2	W	Mar. 25	@ NY Rangers	3-3	T
Dec. 23	Quebec	1-3	L	Mar. 27	Detroit	10-1	W
Dec. 27	Toronto	5-3	W	Mar. 30	Montreal	1-1	T
Dec. 29	@ Montreal	3-6	L	Apr. 1	@ Atlanta	5-2	W
Dec. 31	@ Winnipeg	6-2	W	Apr. 3	Quebec	8-3	W
Jan. 5	@ Pittsburgh	5-4	W	Apr. 5	@ Pittsburgh	9-1	W
Jan. 6	Philadelphia	2-4	L	Apr. 6	Toronto	7-3	W

## 1978-79 Regular-Season Scoring

NO.	PLAYER	GP	G	A	PTS	+/-	PIM	PP	SH	GW	GT	SHOTS	%
11	Gilbert Perreault	79	27	58	85	12	20	6	0	4	0	172	15.7
18	Danny Gare	71	27	40	67	17	90	7	0	3	4	260	10.4
14	Rene Robert	68	22	40	62	-13	46	1	0	6	0	206	10.7
20	Don Luce	79	26	35	61	20	14	6	2	7	2	149	17.4
10	Craig Ramsay	80	26	31	57	21	10	4	3	3	3	113	23.0
7	Rick Martin	73	32	21	53	-7	35	8	0	3	0	250	12.8
4	Jerry Korab	78	11	40	51	8	104	8	1	0	2	204	5.4
16	Ric Seiling	78	20	22	42	15	56	2	0	4	0	136	14.7
12	Andre Savard	65	18	22	40	2	20	2	2	1	0	97	18.6
19	Derek Smith	43	14	12	26	-5	8	1	0	0	2	85	16.5
9	Jacques Richard	61	10	15	25	8	26	0	0	1	1	85	11.8
6	Jim Schoenfeld	46	8	17	25	8	67	6	0	0	0	99	8.1
8	Tony McKegney*	52	8	14	22	-1	10	0	0	1	0	67	11.9
5	Lee Fogolin	74	3	19	22	-3	103	0	0	0	0	70	4.3
3	Bill Stewart*	68	1	17	18	4	101	0	0	0	0	87	1.1
25	Terry Martin	64	6	8	14	-17	33	1	0	0	0	38	15.8
15	Gary McAdam	40	6	5	11	-6	13	1	0	1	0	39	15.4
17	Rick Dudley	24	5	6	11	11	2	0	0	1	0	36	13.9
22	Jocelyn Guevremont	34	3	8	11	12	8	0	0	0	0	51	5.9
24	Bill Hajt	40	3	8	11	-5	20	0	1	1	0	53	5.7
23	Ken Breitenbach	30	1	8	9	5	25	0	0	0	0	41	2.4
21	Dave Schultz	28	2	3	5	-12	86	0	0	0	0	16	12.5
15	Mike Boland*	22	1	2	3	5	29	0	0	0	1	17	5.9
29	Richie Dunn*	24	0	3	3	-2	14	0	0	0	0	18	0.0
27	Larry Playfair*	26	0	3	3	1	60	0	0	0	0	12	0.0
1	Don Edwards	54	0	2	2	0	8	0	0	0	0	0	0.0
30	Randy Ireland*	2	0	0	0	0	0	0	0	0	0	0	0.0
28	Bob Sauve*	29	0	0	0	0	2	0	0	0	0	0	0.0

NO.	GOALTENDER	GP	MIN	GAA	W	L	T	EN	SO	GA	SA	SV%
1	Don Edwards	54	3157:38	3.02	26	18	9	1	2	159	1569	.899
28	Bob Sauve*	29	1608:32	3.73	10	10	7	0	0	100	805	.876
30	Randy Ireland*	2	29:53	6.02	0	0	0	0	0	3	21	.857
<b>GOALTENDER TOTALS</b>			<b>4796:03</b>	<b>3.28</b>	<b>36</b>	<b>28</b>	<b>16</b>	<b>1</b>	<b>2</b>	<b>262</b>	<b>2395</b>	<b>.891</b>

\* - rookie

## 1979-80 Regular-Season Scoring

NO.	PLAYER	GP	G	A	PTS	+/-	PIM	PP	SH	GW	GT	SHOTS	%	
11	Gilbert Perreault	80	40	66	106	33	57	10	0	5	1	180	22.2	
18	Danny Gare	76	56	33	89	48	90	17	0	11	3	270	20.7	
7	Rick Martin	80	45	34	79	19	54	8	0	3	1	257	17.5	
19	Derek Smith	79	24	39	63	33	16	8	0	3	0	137	17.5	
16	Ric Seiling	80	25	35	60	30	54	5	1	2	2	155	16.1	
10	Craig Ramsay	80	21	39	60	15	18	5	0	4	1	103	20.4	
8	Tony McKegney	80	23	29	52	40	24	1	0	6	1	140	16.4	
5	John Van Boxmeer	80	11	40	51	40	55	4	0	1	2	198	5.5	
20	Don Luce	80	14	29	43	20	30	0	0	0	0	2	137	10.2
3	Richie Dunn	80	7	31	38	25	59	4	0	2	0	147	4.8	
6	Jim Schoenfeld	77	9	27	36	60	72	4	0	1	2	114	7.9	
9	Rick Dudley	66	11	22	33	12	58	0	0	2	0	109	10.1	
22	Lindy Ruff*	63	5	14	19	0	38	1	0	0	0	77	6.5	
17	John Gould	52	9	9	18	9	11	0	0	0	0	72	12.5	
24	Bill Hajt	75	4	12	16	35	24	0	1	0	0	63	6.3	
12	Andre Savard	33	3	10	13	4	16	0	0	2	0	36	8.3	
27	Larry Playfair	79	2	10	12	13	145	0	0	0	0	32	6.3	
4	Jerry Korab	43	1	10	11	0	74	0	0	1	0	55	1.8	
25	Bob Mongrain*	34	4	6	10	6	4	0	0	1	0	33	12.1	
15	Rob McClanahan*	13	2	5	7	8	0	0	0	0	0	13	15.4	
23	Mike Ramsey*	13	1	6	7	9	6	0	0	1	0	17	5.9	
28	Bob Sauve	32	0	4	4	0	2	0	0	0	0	0	0.0	
21	Dave Schultz	13	1	0	1	0	28	0	0	0	0	1	100	
1	Don Edwards	49	0	1	1	0	8	0	0	0	0	0	0.0	

NO.	GOALTENDER	GP	MIN	GAA	W	L	T	EN	SO	GA	SA	SV%
1	Don Edwards	49	2914:34	2.57	27	9	12	1	2	125	1167	.893
28	Bob Sauve	32	1878:13	2.36	20	8	4	1	4	74	751	.901
<b>GOALTENDER TOTALS</b>			<b>4792:47</b>	<b>2.49</b>	<b>47</b>	<b>17</b>	<b>16</b>	<b>2</b>	<b>6</b>	<b>199</b>	<b>1918</b>	<b>.896</b>

\* - rookie



# Year-By-Year Results RECORD BOOK

## 1980-81 39-20-21, 1st place

Oct. 9	@ Chicago	3-4	L
Oct. 12	Hartford	3-3	T
Oct. 15	Edmonton	2-0	W
Oct. 18	@ Pittsburgh	4-2	W
Oct. 19	Toronto	2-4	L
Oct. 22	Winnipeg	7-4	W
Oct. 25	@ Montreal	5-2	W
Oct. 26	NY Islanders	5-2	W
Oct. 29	Pittsburgh	1-1	T
Nov. 1	@ Detroit	4-2	W
Nov. 2	Vancouver	4-3	W
Nov. 5	Colorado	5-3	W
Nov. 8	@ Washington	3-3	T
Nov. 9	Washington	3-3	T
Nov. 12	Detroit	4-4	T
Nov. 15	@ NY Islanders	1-4	L
Nov. 16	Quebec	8-1	W
Nov. 19	@ Chicago	2-5	L
Nov. 21	@ Winnipeg	4-2	W
Nov. 23	@ Edmonton	3-6	L
Nov. 25	@ St. Louis	3-5	L
Nov. 27	Calgary	6-3	W
Nov. 29	@ Hartford	5-2	W
Nov. 30	Colorado	4-1	W
Dec. 3	Montreal	5-6	L
Dec. 6	@ Minnesota	3-3	T
Dec. 7	Pittsburgh	10-1	W
Dec. 9	@ Colorado	4-4	T
Dec. 11	@ Calgary	4-8	L
Dec. 13	@ Toronto	5-4	W
Dec. 14	Vancouver	2-2	T
Dec. 20	@ Los Angeles	7-4	W
Dec. 21	@ Vancouver	3-3	T
Dec. 26	Chicago	3-2	W
Dec. 28	Boston	5-2	W
Dec. 31	Los Angeles	2-5	L
Jan. 3	@ Quebec	3-3	T
Jan. 4	Minnesota	2-2	T
Jan. 7	Quebec	5-1	W
Jan. 9	@ NY Rangers	3-3	T

## Adams Division

Jan. 11	Los Angeles	4-4	T
Jan. 14	Minnesota	1-1	T
Jan. 16	Edmonton	5-5	T
Jan. 18	NY Rangers	4-0	W
Jan. 19	@ Boston	1-5	L
Jan. 21	@ Quebec	6-5	W
Jan. 24	@ Washington	7-4	W
Jan. 26	@ NY Islanders	5-3	W
Jan. 28	Philadelphia	4-4	T
Jan. 31	@ Hartford	5-3	W
Feb. 1	Winnipeg	4-0	W
Feb. 5	@ Philadelphia	4-0	W
Feb. 6	Detroit	7-3	W
Feb. 8	St. Louis	3-3	T
Feb. 12	Washington	6-3	W
Feb. 14	@ Calgary	4-4	T
Feb. 15	@ Edmonton	2-2	T
Feb. 19	@ Montreal	2-5	L
Feb. 21	@ Pittsburgh	6-1	W
Feb. 22	Montreal	2-4	L
Feb. 25	@ NY Rangers	3-6	L
Feb. 27	Chicago	6-1	W
Mar. 1	@ Boston	4-6	L
Mar. 4	Calgary	4-0	W
Mar. 6	Hartford	3-5	L
Mar. 8	Philadelphia	8-4	W
Mar. 11	@ Minnesota	1-3	L
Mar. 13	@ Winnipeg	5-2	W
Mar. 14	@ Vancouver	1-2	L
Mar. 17	@ Los Angeles	3-1	W
Mar. 19	Toronto	14-4	W
Mar. 21	@ Toronto	6-2	W
Mar. 22	St. Louis	5-6	L
Mar. 25	NY Rangers	4-2	W
Mar. 27	@ Colorado	5-3	W
Mar. 28	@ St. Louis	4-7	L
Mar. 30	Boston	2-2	T
Apr. 2	@ Philadelphia	2-2	T
Apr. 4	@ Detroit	5-4	W
Apr. 5	NY Islanders	3-7	L

## 1981-82 39-26-15, 3rd place

Oct. 7	Washington	5-3	W
Oct. 10	@ Montreal	0-9	L
Oct. 11	Vancouver	2-2	T
Oct. 14	Quebec	4-2	W
Oct. 17	@ Washington	4-2	W
Oct. 18	Montreal	3-3	T
Oct. 21	Winnipeg	2-2	T
Oct. 23	Toronto	6-2	W
Oct. 25	Minnesota	3-6	L
Oct. 28	St. Louis	6-2	W
Oct. 31	@ Pittsburgh	1-3	L
Nov. 1	Philadelphia	6-2	W
Nov. 4	Calgary	3-3	T
Nov. 7	@ NY Islanders	6-2	W
Nov. 8	Hartford	2-2	T
Nov. 11	@ NY Rangers	3-7	L
Nov. 13	NY Rangers	3-3	T
Nov. 15	Boston	3-1	W
Nov. 18	@ Chicago	3-4	L
Nov. 20	@ Colorado	4-3	W
Nov. 21	@ Los Angeles	7-1	W
Nov. 25	@ Detroit	3-1	W
Nov. 28	@ Toronto	4-4	T
Nov. 29	NY Islanders	5-2	W
Dec. 3	@ Boston	3-6	L
Dec. 4	@ Hartford	4-2	W
Dec. 6	@ Pittsburgh	7-4	W
Dec. 9	Colorado	7-1	W
Dec. 12	@ Detroit	4-2	W
Dec. 13	Quebec	4-4	T
Dec. 15	Los Angeles	3-4	L
Dec. 17	@ Philadelphia	1-2	L
Dec. 19	@ Quebec	3-7	L
Dec. 20	Hartford	8-2	W
Dec. 22	@ St. Louis	2-3	L
Dec. 26	@ Pittsburgh	7-5	W
Dec. 27	Washington	3-2	W
Dec. 31	Minnesota	4-2	W
Jan. 2	@ Quebec	3-6	L
Jan. 3	Montreal	3-2	W

## Adams Division

Jan. 6	Detroit	5-2	W
Jan. 9	@ Hartford	3-2	W
Jan. 10	Los Angeles	6-4	W
Jan. 13	Chicago	6-2	W
Jan. 15	Toronto	8-2	W
Jan. 17	Hartford	7-1	W
Jan. 19	@ Montreal	2-2	T
Jan. 22	Quebec	5-3	W
Jan. 23	@ Quebec	3-2	W
Jan. 27	@ Vancouver	3-4	L
Jan. 29	@ Edmonton	1-3	L
Jan. 30	@ Calgary	2-3	L
Feb. 3	Boston	2-5	L
Feb. 4	@ Boston	2-5	L
Feb. 7	NY Islanders	3-7	L
Feb. 10	Winnipeg	4-3	W
Feb. 11	@ Philadelphia	4-6	L
Feb. 16	@ St. Louis	2-1	W
Feb. 17	@ Chicago	3-2	W
Feb. 20	@ Montreal	2-2	T
Feb. 21	Colorado	6-2	W
Feb. 24	Edmonton	3-6	L
Feb. 26	@ Winnipeg	4-4	T
Feb. 27	@ Minnesota	5-5	T
Mar. 3	Hartford	3-3	T
Mar. 6	@ Hartford	2-2	T
Mar. 7	Montreal	3-5	L
Mar. 10	@ Vancouver	7-4	W
Mar. 12	@ Edmonton	3-2	W
Mar. 13	@ Calgary	1-4	L
Mar. 16	Boston	3-3	T
Mar. 18	@ Hartford	1-4	L
Mar. 20	@ Boston	4-6	L
Mar. 21	Montreal	5-4	W
Mar. 25	@ Boston	1-5	L
Mar. 26	NY Rangers	5-8	L
Mar. 28	Boston	9-5	W
Mar. 30	@ Quebec	6-4	W
Apr. 3	@ Montreal	5-4	W
Apr. 4	Quebec	4-7	L

## 1980-81 Regular-Season Scoring

NO.	PLAYER	GP	G	A	PTS	+/-	PIM	PP	SH	GW	GT	SHOTS	%
18	Danny Gare	73	46	39	85	12	109	15	0	7	2	249	18.5
12	Andre Savard	79	31	43	74	33	63	2	2	4	1	149	20.8
8	Tony McKegney	80	37	32	69	11	24	9	0	4	0	236	15.7
4	John Van Boxmeer	80	18	51	69	-2	69	6	1	2	2	258	7.0
19	Derek Smith	69	21	43	64	14	12	11	0	2	0	166	12.7
10	Craig Ramsay	80	24	35	59	40	12	1	1	3	2	110	21.8
11	Gilbert Perreault	56	20	39	59	2	56	5	0	3	1	150	13.3
16	Ric Seiling	74	30	27	57	21	80	2	1	4	2	140	21.4
3	Richie Dunn	79	7	42	49	21	34	4	0	1	2	174	4.0
14	Alan Haworth*	49	16	20	36	-7	34	4	0	1	1	72	22.2
6	Jim Schoenfeld	71	8	25	33	27	110	3	0	0	0	101	7.9
20	Don Luce	61	15	13	28	14	19	0	4	2	1	94	16.0
22	Lindy Ruff	65	8	18	26	2	121	1	0	2	0	97	8.2
9	Rick Dudley	38	10	13	23	7	10	2	0	0	0	49	20.4
7	Rick Martin	23	7	14	21	4	20	2	0	3	1	57	12.3
24	Bill Hajt	68	2	19	21	36	42	0	0	0	0	58	3.4
9	Gilles Hamel*	51	10	9	19	-8	53	2	0	0	2	56	17.9
5	Mike Ramsey*	72	3	14	17	3	56	0	0	1	0	72	4.2
15	Rob McClanahan*	53	3	12	15	-19	38	1	0	1	1	67	4.5
21	J.F. Sauve*	20	5	9	14	-2	12	3	0	0	0	26	19.2
27	Larry Playfair	75	3	9	12	5	169	0	0	1	1	54	5.6
26	Steve Patrick*	30	1	7	8	1	25	0	0	0	0	35	2.9
1	Mike Moller*	5	2	2	4	3	0	0	0	0	0	7	28.6
9	Don Edwards	45	0	2	2	0	0	0	0	0	0	0	0.0
28	Bob Sauve	35	0	1	1	0	0	0	0	0	0	0	0.0
23	Randy Cunneynworth*	1	0	0	0	0	2	0	0	0	0	1	0.0
25	Bob Mongrain	4	0	0	0	-2	2	0	0	0	0	2	0.0
NO.	GOALTENDER	GP	MIN	GAA	W	L	T	EN	SO	GA	SA	SV%	
1	Don Edwards	45	2695:41	2.96	23	10	12	4	3	133	1303	.898	
28	Bob Sauve	35	2097:32	3.18	16	10	9	2	2	111	926	.880	
<b>GOALTENDER TOTALS</b>			<b>4793:13</b>	<b>3.05</b>	<b>39</b>	<b>20</b>	<b>21</b>	<b>6</b>	<b>5</b>	<b>244</b>	<b>2229</b>	<b>.891</b>	

\* - rookie

## 1981-82 Regular-Season Scoring

NO.	PLAYER	GP	G	A	PTS	+/-	PIM	PP	SH	GW	GT	SHOTS	%
11	Gilbert Perreault	62	31	42	73	19	40	2	0	4	0	155	20.0
4	John Van Boxmeer	69	14	54	68	23	62	7	0	1	1	196	7.1
15	Yvon Lambert	77	25	39	64	22	38	14	0	4	2	108	23.1
21	J.F. Sauve*	69	19	36	55	7	49	5	0	1	0	121	15.7
8	Tony McKegney	73	23	29	52	-12	41	8	0	0	1	187	12.3
17	Mike Foligno	56	20	31	51	20	149	4	0	6	0	124	16.1
10	Craig Ramsay	80	16	35	51	14	8	0	1	2	1	109	14.7
22	Lindy Ruff	79	16	32	48	2	194	3	0	6	1	181	8.8
16	Ric Seiling	57	22	25	47	7	58	7	1	3	1	113	19.5
7	Dale McCourt	52	20	22	42	-1	12	4	1	2	1	122	16.4
14	Alan Haworth*	57	21	18	39	6	30	3	0	1	2	114	18.4
12	Andre Savard	62	18	20	38	5	24	2	1	3	0	118	15.3
5	Mike Ramsey	80	7	23	30	18	56	2	0	0	0	94	7.4
3	Richie Dunn	72	7	19	26	6	73	0	0	1	1	122	5.7
18	Danny Gare	22	7	14	21	0	25	2	0	1	0	71	9.9
26	Steve Patrick	41	8	8	16	3	64	0	0	0	0	52	15.4
27	Larry Playfair	77	6	10	16	-5	258	0	0	0	3	68	8.8
20	Brent Peterson	46	9	5	14	-3	43	0	0	0	0	41	22.0
24	Bill Hajt	65	2	9	11	11	44	0	0	0	0	58	3.4
25	Bob Mongrain	24	6	4	10	-3	6	0	0	2	0	29	20.7
9	Gilles Hamel	16	2	7	9	-1	2	0	0	1	0	17	11.8
23	Bob Hess	33	0	8	8	6	14	0	0	0	0	33	0.0
28	Ron Fischer*	15	0	7	7	-3	6	0	0	0	0	16	0.0
7	Randy Cunneynworth*	20	2	4	6	-3	47	0	0	0	0	33	6.1
6	Jim Schoenfeld	13	3	2	5	5	30	0	0	1	0	21	14.3
19	Derek Smith	13	3	1	4	0	2	0	0	0	1	15	20.0
1	Don Edwards	62	0	2	2	0	2	0	0	0	0	0	0.0
23	Sean McKenna*	3	0	1	1	3	2	0	0	0	0	6	0.0
23	Hannu Virta*	3	0	1	1	-4	4	0	0	0	0	3	





# Year-By-Year Results RECORD BOOK

## 1982-83 38-29-13, 3rd place

## Adams Division

Oct. 6	Quebec	4-6	L	Jan. 7	Vancouver	5-5	T
Oct. 9	@ Quebec	4-6	L	Jan. 9	Los Angeles	7-2	W
Oct. 10	Hartford	4-4	T	Jan. 12	Quebec	2-1	W
Oct. 14	@ Philadelphia	2-4	L	Jan. 14	Washington	3-2	W
Oct. 16	@ Washington	9-2	W	Jan. 15	@ Washington	4-2	W
Oct. 17	Edmonton	6-4	W	Jan. 20	@ Boston	0-4	L
Oct. 20	@ Chicago	0-4	L	Jan. 22	@ Montreal	1-4	L
Oct. 23	@ Detroit	2-6	L	Jan. 23	Winnipeg	5-2	W
Oct. 24	St. Louis	6-2	W	Jan. 26	Montreal	7-3	W
Oct. 26	@ Montreal	7-7	T	Jan. 28	Chicago	6-2	W
Oct. 30	@ Toronto	3-3	T	Jan. 29	@ Toronto	3-5	L
Oct. 31	Montreal	3-1	W	Feb. 2	Minnesota	2-2	T
Nov. 3	Boston	2-3	L	Feb. 5	@ Quebec	0-0	T
Nov. 6	@ Hartford	5-2	W	Feb. 6	Boston	1-5	L
Nov. 7	Vancouver	3-1	W	Feb. 10	@ Los Angeles	2-7	L
Nov. 10	@ Philadelphia	7-2	W	Feb. 12	@ Calgary	2-4	L
Nov. 13	@ Boston	2-3	L	Feb. 14	@ St. Louis	4-6	L
Nov. 14	Pittsburgh	6-6	T	Feb. 16	Boston	3-1	W
Nov. 17	@ Winnipeg	7-2	W	Feb. 18	Calgary	5-1	W
Nov. 18	@ Minnesota	1-2	L	Feb. 20	Edmonton	4-5	L
Nov. 20	@ Los Angeles	5-2	W	Feb. 21	@ New Jersey	4-4	T
Nov. 24	@ Hartford	4-2	W	Feb. 23	Philadelphia	4-2	W
Nov. 26	St. Louis	8-6	W	Feb. 25	Boston	7-6	W
Nov. 28	NY Rangers	7-3	W	Feb. 27	New Jersey	6-2	W
Dec. 1	Montreal	2-2	T	Mar. 1	@ Hartford	6-5	W
Dec. 4	@ Quebec	2-3	L	Mar. 3	@ Boston	3-2	W
Dec. 5	Chicago	3-3	T	Mar. 4	Pittsburgh	10-2	W
Dec. 8	@ Pittsburgh	2-4	L	Mar. 6	Detroit	6-4	W
Dec. 11	@ Montreal	2-3	L	Mar. 8	@ Minnesota	1-5	L
Dec. 12	Hartford	1-3	L	Mar. 9	@ Winnipeg	0-6	L
Dec. 14	@ NY Islanders	5-3	W	Mar. 12	@ Vancouver	3-8	L
Dec. 16	@ Boston	1-8	L	Mar. 13	@ Edmonton	2-6	L
Dec. 18	@ Quebec	5-4	W	Mar. 16	Calgary	5-3	W
Dec. 19	Quebec	3-1	W	Mar. 19	@ Montreal	6-4	W
Dec. 22	@ NY Rangers	3-1	W	Mar. 20	Montreal	4-7	L
Dec. 26	Detroit	2-2	T	Mar. 23	Hartford	8-3	W
Dec. 31	NY Islanders	5-1	W	Mar. 27	Quebec	6-6	T
Jan. 2	Hartford	8-4	W	Mar. 29	@ Hartford	4-5	L
Jan. 4	@ NY Islanders	2-5	L	Mar. 31	@ New Jersey	8-5	W
Jan. 5	@ NY Rangers	3-3	T	Apr. 3	Toronto	3-4	L

## 1983-84 48-25-7, 2nd place

## Adams Division

Oct. 5	Hartford	5-3	W	Jan. 7	@ Washington	4-2	W
Oct. 8	@ Quebec	2-9	L	Jan. 8	Montreal	4-3	W
Oct. 9	Washington	5-2	W	Jan. 11	Philadelphia	6-2	W
Oct. 12	@ Toronto	4-4	T	Jan. 13	Edmonton	3-1	W
Oct. 15	Boston	3-5	L	Jan. 14	@ Detroit	2-1	W
Oct. 16	NY Islanders	2-3	L	Jan. 17	@ Vancouver	5-1	W
Oct. 18	@ Pittsburgh	3-1	W	Jan. 18	@ Los Angeles	4-0	W
Oct. 22	@ Hartford	5-2	W	Jan. 21	@ St. Louis	2-1	W
Oct. 23	Winnipeg	5-2	W	Jan. 23	@ Boston	5-3	W
Oct. 26	@ Detroit	5-6	L*	Jan. 25	Washington	2-2	T
Oct. 28	Los Angeles	3-3	T	Jan. 27	Detroit	2-2	T
Oct. 30	Montreal	5-4	W	Jan. 29	Pittsburgh	7-3	W
Nov. 2	NY Rangers	3-3	T	Feb. 2	@ Boston	3-5	L
Nov. 5	@ NY Islanders	0-4	L	Feb. 3	Minnesota	1-4	L
Nov. 6	Quebec	1-7	L	Feb. 5	Quebec	1-2	L
Nov. 9	Boston	3-1	W	Feb. 8	@ Pittsburgh	6-5	W*
Nov. 11	Toronto	3-1	W	Feb. 9	New Jersey	8-5	W
Nov. 13	Calgary	11-2	W	Feb. 11	@ Montreal	4-3	W
Nov. 16	@ Winnipeg	6-5	W*	Feb. 15	Boston	7-4	W
Nov. 18	@ Edmonton	0-7	L	Feb. 17	Minnesota	5-4	W*
Nov. 19	@ Calgary	5-2	W	Feb. 19	Hartford	5-2	W
Nov. 23	@ NY Rangers	6-4	W	Feb. 21	@ Philadelphia	5-4	W*
Nov. 25	Chicago	5-2	W	Feb. 23	@ Hartford	2-3	L
Nov. 26	@ Quebec	2-3	L	Feb. 25	@ Minnesota	1-5	L
Nov. 29	@ Montreal	5-2	W	Feb. 27	Boston	1-3	L
Dec. 2	St. Louis	7-6	W	Feb. 29	@ Chicago	3-4	L
Dec. 4	Montreal	6-2	W	Mar. 3	@ Quebec	2-4	L
Dec. 6	@ St. Louis	2-8	L	Mar. 4	Quebec	1-1	T
Dec. 7	@ Chicago	2-4	L	Mar. 6	@ Montreal	8-3	W
Dec. 10	@ Boston	4-2	W	Mar. 9	Los Angeles	7-3	W
Dec. 11	@ Philadelphia	6-5	W	Mar. 11	Hartford	4-3	W*
Dec. 14	New Jersey	3-3	T	Mar. 14	@ Calgary	4-2	W
Dec. 17	@ Hartford	4-1	W	Mar. 17	@ Vancouver	5-2	W
Dec. 18	Vancouver	3-2	W	Mar. 18	@ Edmonton	3-4	L
Dec. 21	Hartford	3-6	L	Mar. 21	Montreal	4-2	W
Dec. 26	Boston	1-2	L	Mar. 24	@ New Jersey	6-0	W
Dec. 27	@ Montreal	7-4	W	Mar. 25	NY Islanders	3-5	L
Dec. 29	Quebec	8-5	W	Mar. 27	@ Hartford	1-4	L
Dec. 31	NY Rangers	2-3	L	Mar. 31	@ Quebec	1-4	L
Jan. 4	Winnipeg	9-4	W	Apr. 1	Toronto	4-2	W

## 1982-83 Regular-Season Scoring

NO.	PLAYER	GP	G	A	PTS	+/-	PIM	PP	SH	GW	GT	SHOTS	%
11	Gilbert Perreault	77	30	46	76	-9	34	8	2	5	0	192	15.6
8	Tony McKegney	78	36	37	73	1	18	10	0	2	1	178	20.2
6	Phil Housley*	77	19	47	66	-4	39	11	0	2	2	183	10.4
7	Dale McCourt	62	20	32	52	-11	10	3	1	3	1	117	17.1
17	Mike Foligno	66	22	25	47	8	135	4	0	4	2	132	16.7
9	Gilles Hamel	66	22	20	42	6	26	2	0	1	1	121	18.2
16	Ric Seiling	75	19	22	41	-3	41	6	0	2	0	127	15.0
12	Andre Savard	68	16	25	41	11	28	3	2	2	0	122	13.1
5	Mike Ramsey	77	8	30	38	18	55	1	1	1	0	117	6.8
29	Dave Andreychuk*	43	14	23	37	4	16	3	0	1	0	65	21.5
3	Hannu Virta*	74	13	24	37	6	18	2	2	1	0	168	7.7
20	Brent Peterson	75	13	24	37	10	38	1	1	0	1	98	13.3
22	Lindy Ruff	60	12	17	29	16	130	2	0	1	1	110	10.9
10	Craig Ramsay	64	11	18	29	12	7	0	3	1	2	87	12.6
18	Paul Cyr*	37	15	12	27	-6	59	5	0	2	1	66	22.7
4	John Van Boxmeer	65	6	21	27	9	53	1	0	1	0	144	4.2
19	Sean McKenna*	46	10	14	24	-3	4	1	0	1	0	62	16.1
26	Steve Patrick	56	9	13	22	4	26	0	0	1	0	63	14.3
25	Mal Davis*	24	8	12	20	-7	0	3	0	3	0	32	25.0
14	Mike Moller	49	6	12	18	2	14	1	0	3	0	44	13.6
27	Larry Playfair	79	4	13	17	7	180	0	0	0	0	75	5.3
24	Bill Hajt	72	3	12	15	7	26	0	0	1	0	51	5.9
31	Dave Fenyes*	24	0	8	8	-10	14	0	0	0	0	20	0.0
21	J.F. Sauve	9	0	4	4	0	9	0	0	0	0	14	0.0
15	Geordie Robertson*	5	1	2	3	-1	7	0	0	0	0	10	10.0
32	Gary McAdam	4	1	0	1	-4	0	0	0	0	0	3	33.3
28	Bob Sauve	54	0	1	1	0	8	0	0	0	0	0	0.0
23	Kai Suikkanen*	1	0	0	0	1	0	0	0	0	0	1	0.0
23	Ron Fischer*	3	0	0	0	0	0	0	0	0	0	1	0.0
25	Jere Gillis	3	0	0	0	-6	0	0	0	0	0	3	0.0
33	Phil Myre	5	0	0	0	0	2	0	0	0	0	0	0.0
1	Jacques Cloutier*	25	0	0	0	0	0	0	0	0	0	0	0.0
NO.	GOALTENDER	GP	MIN	GAA	W	L	T	EN	SO	GA	SA	SV%	
28	Bob Sauve	54	3106:15	3.46	25	20	7	3	1	179	1390	.871	
1	Jacques Cloutier*	25	1387:13	3.50	10	7	6	0	0	81	572	.858	
33	Phil Myre	5	299:22	4.21	3	2	0	1	0	21	151	.861	
<b>GOALTENDER TOTALS</b>			<b>4792:50</b>	<b>3.52</b>	<b>38</b>	<b>29</b>	<b>13</b>	<b>4</b>	<b>1</b>	<b>281</b>	<b>2113</b>	<b>.867</b>	

\* - rookie

## 1983-84 Regular-Season Scoring

NO.	PLAYER	GP	G	A	PTS	+/-	PIM	PP	SH	GW	GT	SHOTS	%
11	Gilbert Perreault	73	31	59	90	19	32	8	2	7	1	165	18.8
25	Dave Andreychuk	78	38	42	80	20	40	10	0	7	1	179	21.2
6	Phil Housley	75	31	46	77	1	33	13	2	6	0	235	13.2
17	Mike Foligno	70	32	31	63	31	151	6	0	5	0	183	17.5
8	Real Cloutier	77	24	36	60	-2	25	9	0	6	0	169	14.2
22	Lindy Ruff	58	14	31	45	15	101	3	0	4	0	126	11.1
9	Gilles Hamel	75	21	23	44	3	37	4	2	1	0	135	15.6
18	Paul Cyr	71	16	27	43	-3	52	5	0	1	1	142	11.3
3	Hannu Virta	70	6	30	36	13	12	4	0	0	0	98	6.1
16	Ric Seiling	78	13	22	35	11	42	0	3	0	0	136	9.6
5	Mike Ramsey	72	9	22	31	26	82	1	0	4	0	135	6.7
12	Sean McKenna	78	20	10	30	0	47	0	0	2	0	107	18.7
24	Bill Hajt	79	3	24	27	26	32	0	1	0	0	54	5.5
10	Craig Ramsay	76	9	17	26	3	17	0	0	0	0	97	9.3
20	Brent Peterson	70	9	12	21	3	52	0	0	0	0	81	11.1
19	Jim Wiemer*	64	5	15	20	2	48	0	1	0	1	90	5.5
7	John Tucker*	21	12	4	16	2	4	5	0	2	0	40	30.0
14	Mike Moller	59	5	11	16	3	27	0	0	1	0	42	11.9
27	Larry Playfair	76	5	11	16	4	209	0	0	0	0	67	7.5
44	Jerry Korab	48	2	9	11	4	82	1	0	1	0	41	4.9
21	Claude Verret*	11	2	5	7	-3	2	1	0	0	0	14	14.3
26	Steve Patrick	11	1	4	5	-2	6	0	0	0	0	11	9.1
15	Adam Creighton*	7	2	2	4	0	4	0	0	1	0	8	25.0
7	Dale McCourt	5	1	3	4	-2	0	0	0	0	0	5	25.0
4	Mark Renaud	10	1	3	4	1	6	0	0	0	0	10	10.0
31	Dave Fenyes*	10	0	4	4	7	9	0	0	0	0	4	0.0
26	Mal Davis												



# Year-By-Year Results RECORD BOOK

## 1984-85 38-28-14, 3rd place

Oct. 11	Montreal	4-3	W
Oct. 13	@ Toronto	3-4	L*
Oct. 14	Detroit	6-4	W
Oct. 17	@ Quebec	1-4	L
Oct. 19	Quebec	5-4	W
Oct. 21	Minnesota	8-6	W
Oct. 25	@ Montreal	2-3	L
Oct. 26	@ Detroit	3-7	L
Oct. 28	Calgary	6-2	W
Oct. 31	Philadelphia	3-3	T
Nov. 2	Hartford	8-1	W
Nov. 3	@ Hartford	4-4	T
Nov. 7	@ Minnesota	9-6	W
Nov. 9	@ Los Angeles	2-3	L
Nov. 11	@ Winnipeg	2-3	L
Nov. 14	Boston	4-2	W
Nov. 16	Washington	3-2	W
Nov. 17	@ Washington	2-3	L
Nov. 21	@ NY Rangers	2-3	L
Nov. 23	Philadelphia	2-4	L
Nov. 24	@ NY Islanders	3-6	L
Nov. 27	@ Pittsburgh	2-2	T
Nov. 30	Montreal	2-2	T
Dec. 1	@ Montreal	2-3	L
Dec. 5	Boston	3-3	T
Dec. 8	@ Boston	3-1	W
Dec. 9	Quebec	4-4	T
Dec. 12	@ Hartford	2-2	T
Dec. 14	Detroit	4-4	T
Dec. 16	Vancouver	2-2	T
Dec. 19	@ Chicago	6-3	W
Dec. 22	@ Quebec	1-3	L
Dec. 23	St. Louis	3-2	W
Dec. 26	Toronto	6-0	W
Dec. 28	Winnipeg	4-0	W
Dec. 29	@ New Jersey	2-1	W
Dec. 31	New Jersey	6-4	W
Jan. 4	Pittsburgh	7-2	W
Jan. 5	@ NY Islanders	7-3	W
Jan. 8	Hartford	4-4	T

## Adams Division

Jan. 10	@ Boston	3-0	W
Jan. 12	@ Montreal	1-1	T
Jan. 13	Edmonton	4-5	L
Jan. 16	@ NY Rangers	2-2	T
Jan. 18	Chicago	4-3	W
Jan. 19	@ Hartford	2-0	W
Jan. 24	@ Boston	2-5	L
Jan. 25	@ Quebec	2-4	L
Jan. 27	Quebec	3-2	W
Jan. 30	Boston	6-2	W
Feb. 2	@ Philadelphia	6-3	W
Feb. 3	Calgary	6-1	W
Feb. 6	@ Minnesota	3-1	W
Feb. 9	@ Calgary	6-1	W
Feb. 15	Montreal	3-4	L*
Feb. 16	@ Montreal	4-3	W
Feb. 18	Edmonton	4-6	L
Feb. 22	St. Louis	1-4	L
Feb. 24	Los Angeles	2-4	L
Feb. 26	@ New Jersey	4-3	W
Feb. 27	@ St. Louis	1-3	L
Mar. 2	@ Washington	4-0	W
Mar. 3	NY Islanders	2-3	L
Mar. 5	Hartford	6-3	W
Mar. 8	Chicago	7-2	W
Mar. 10	@ Los Angeles	4-4	T
Mar. 13	@ Vancouver	4-6	L
Mar. 15	@ Edmonton	4-4	T
Mar. 17	@ Winnipeg	3-5	L
Mar. 20	Vancouver	4-5	L
Mar. 22	Pittsburgh	3-1	W
Mar. 24	Boston	3-4	L*
Mar. 26	@ Quebec	3-4	L
Mar. 27	NY Rangers**	3-2	W
Mar. 30	@ Hartford	2-1	W
Mar. 31	Quebec	3-1	W
Apr. 2	Hartford	2-1	W
Apr. 4	@ Boston	3-5	L
Apr. 6	@ Toronto	5-2	W
Apr. 7	Montreal	4-5	L

\* - overtime decision \*\* - rescheduled from Jan. 22

## 1985-86 37-37-6, 5th place

Oct. 10	Hartford	4-5	L
Oct. 12	@ Minnesota	6-2	W
Oct. 14	Detroit	6-1	W
Oct. 16	@ Montreal	6-0	W
Oct. 18	Washington	1-4	L
Oct. 19	@ Washington	2-2	T
Oct. 23	Montreal	4-5	L
Oct. 25	Vancouver	5-4	W
Oct. 27	Minnesota	3-2	W
Oct. 30	@ Calgary	2-4	L
Nov. 1	@ Edmonton	2-0	W
Nov. 2	@ Vancouver	2-6	L
Nov. 6	@ Winnipeg	7-3	W
Nov. 8	St. Louis	5-4	W
Nov. 10	Calgary	5-1	W
Nov. 13	Boston	6-4	W
Nov. 16	@ Quebec	1-3	L
Nov. 17	Toronto	3-5	L
Nov. 19	@ Hartford	2-0	W
Nov. 22	Quebec	7-5	W
Nov. 25	Minnesota	3-4	L
Nov. 27	@ Detroit	1-4	L
Nov. 29	Montreal	2-5	L
Nov. 30	@ Toronto	2-3	L*
Dec. 4	@ St. Louis	6-3	W
Dec. 6	Pittsburgh	1-3	L
Dec. 8	@ Boston	3-3	T
Dec. 10	@ Quebec	3-7	L
Dec. 13	Hartford	4-6	L
Dec. 15	Quebec	6-2	W
Dec. 17	@ NY Islanders	3-7	L
Dec. 18	@ NY Rangers	5-4	W
Dec. 21	@ Montreal	1-3	L
Dec. 22	Boston	5-3	W
Dec. 26	NY Rangers	6-1	W
Dec. 29	NY Islanders	4-3	W
Dec. 31	Boston	6-6	T
Jan. 2	@ Detroit	2-2	T
Jan. 4	@ Boston	0-4	L
Jan. 5	Los Angeles	2-3	L

## Adams Division

Jan. 10	Toronto	9-7	W
Jan. 11	@ Pittsburgh	3-3	T
Jan. 15	@ Chicago	2-4	L
Jan. 17	Montreal	5-4	W*
Jan. 19	@ New Jersey	6-3	W
Jan. 22	Winnipeg	6-3	W
Jan. 24	Chicago	3-5	L
Jan. 25	@ Quebec	3-4	L
Jan. 27	@ Montreal	1-4	L
Jan. 29	@ Winnipeg	3-5	L
Jan. 31	NY Rangers	5-3	W
Feb. 2	Quebec	5-3	W
Feb. 6	@ Boston	8-6	W
Feb. 8	@ Hartford	4-2	W
Feb. 9	Edmonton	4-2	W
Feb. 12	Philadelphia	0-4	L
Feb. 14	@ Calgary	3-3	T
Feb. 16	@ Edmonton	5-7	L
Feb. 19	Hartford	4-6	L
Feb. 21	NY Islanders	5-1	W
Feb. 23	Washington	4-1	W
Feb. 26	@ Pittsburgh	2-5	L
Feb. 28	Quebec	2-6	L
Mar. 1	@ Quebec	8-4	W
Mar. 4	@ Philadelphia	6-4	W
Mar. 5	@ Hartford	1-5	L
Mar. 7	Hartford	2-6	L
Mar. 9	New Jersey	4-3	W
Mar. 11	@ St. Louis	2-3	L*
Mar. 12	@ Chicago	7-6	W
Mar. 15	@ Los Angeles	3-5	L
Mar. 19	@ Vancouver	4-3	W
Mar. 21	New Jersey	3-6	L
Mar. 23	Los Angeles	6-1	W
Mar. 27	@ Philadelphia	1-0	W
Mar. 29	@ Boston	1-2	L
Mar. 30	Boston	3-5	L
Apr. 1	@ Hartford	3-5	L
Apr. 4	Montreal	4-2	W
Apr. 5	@ Montreal	2-4	L

\* - overtime decision

## 1984-85 Regular-Season Scoring

NO.	PLAYER	GP	G	A	PTS	+/-	PIM	PP	SH	GW	GT	SHOTS	%
11	Gilbert Perreault	78	30	53	83	8	42	10	1	0	172	17.4	
6	Phil Housley	73	16	53	69	15	28	3	0	4	0	189	8.5
25	Dave Andreychuk	64	31	30	61	-5	54	14	0	2	1	153	20.3
17	Mike Foligno	77	27	29	56	17	152	6	0	6	2	167	16.2
7	John Tucker*	64	22	27	49	7	21	11	0	3	0	112	19.6
9	Gilles Hamel	80	18	30	48	-2	36	5	3	4	2	163	11.0
18	Paul Cyr	71	22	24	46	-6	63	5	0	1	2	170	12.9
12	Sean McKenna	65	20	16	36	-5	41	2	0	0	0	110	18.2
20	Brent Peterson	74	12	22	34	18	47	2	1	2	0	101	11.9
10	Craig Ramsay	79	12	21	33	17	16	0	1	0	0	73	16.4
16	Ric Seiling	73	16	15	31	28	86	2	3	3	0	118	13.6
5	Mike Ramsey	79	8	22	30	102	3	0	2	0	0	161	5.0
29	Mal Davis	47	17	9	26	1	26	5	0	5	0	63	27.0
22	Lindy Ruff	39	13	11	24	0	47	2	0	2	0	71	18.3
3	Hannu Virta	51	1	23	24	-1	16	0	0	0	0	56	1.8
26	Dave Maloney	52	1	21	22	20	41	0	0	0	0	37	2.7
24	Bill Hajt	57	5	13	18	32	14	1	1	0	1	53	9.4
27	Larry Playfair	72	3	14	17	-3	157	0	0	1	0	64	4.7
15	Adam Creighton*	30	2	8	10	-7	33	1	0	0	0	20	10.0
23	Gates Orlando*	11	3	6	9	3	6	1	0	0	0	22	13.6
31	Dave Fenyves	60	1	8	9	0	27	0	0	0	0	50	2.0
4	Jerry Korab	25	1	6	7	-8	29	0	0	1	0	30	3.3
32	Norm Lacombe*	30	2	4	6	-3	25	0	0	0	0	30	6.7
4	Timo Jutila*	10	1	5	6	-5	13	1	0	0	0	28	3.6
30	Tom Barrasso	54	0	6	6	0	41	0	0	0	0	0	0.0
19	Jim Wiemer	10	3	2	5	-5	4	2	0	0	0	21	14.3
26	Steve Patrick	14	2	2	4	-2	4	0	0	0	0	11	18.2
13	Jim Schoenfeld	34	0	3	3	0	28	0	0	0	0	37	0.0
8	Bob Mongrain	8	1	1	2	1	0	0	0	0	0	10	10.0
14	Mike Moller	5	0	2	2	0	0	0	0	0	0	5	0.0
1	Jacques Cloutier	1	0	1	1	0	0	0	0	0	0	0	0.0
28	Bob Sauve	27	0	1	1	0	4	0	0	0	0	0	0.0
21	Claude Verret*	3	0	0	0	-2	0	0	0	0	0	5	0.0
8	Reid Cloutier	5	0	0	0	-2	0	0	0	0	0	7	0.0

NO.	GOALTENDER	GP	MIN	GAA	W	L	T	EN	SO	GA	SA	SV%
30	Tom Barrasso	54	3235:44	2.67	25	18	10	4	5	144	1279	.887
28	Bob Sauve	27	1559:16	3.23	13	10	3	1	0	84	580	.855
1	Jacques Cloutier	1	65:00	3.69	0	1	0	0	0	4	37	.892
<b>GOALTENDER TOTALS</b>			<b>4860:00</b>	<b>2.86</b>	<b>38</b>	<b>28</b>	<b>14</b>	<b>5</b>	<b>5</b>	<b>232</b>	<b>1896</b>	<b>.878</b>

\* - rookie

## 1985-86 Regular-Season Scoring

NO.	PLAYER	GP	G	A	PTS	+/-	PIM	PP	SH	GW	GT	SHOTS	%
25	Dave Andreychuk	80	36	51	87	3	61	12	0	3	0	226	15.9
17	Mike Foligno	79	41	39	80	27	168	7	1	4	0	222	18.5
7	John Tucker	75	31	34	65	1	39	8	0	3	0	146	21.2
6	Phil Housley	79	15	47	62	-10	54	7	0	2	0	180	8.3
11	Gilbert Perreault	72	21	39	60	-10	28	5	1	3	0	164	12.8
18	Paul Cyr	71	20	31	51	3	120	4	1	2	0	151	13.2
9	Gilles Hamel	77	19	25	44	-26	61	4	3	4	0	158	12.0
22	Lindy Ruff	54	20	12	32	8	158	5	1	4	0	131	15.3
5	Mike Ramsey	76	7	21	28	4	117	1	0	1	1	154	4.5
3	Hannu Virta	47	5	23	28	2	16	1	0	0	0	81	6.2
23	Gates Orlando*	61	13	12	25	-6	29	1	2	1	0	70	18.6
16	Ric Seiling	69	12	13	25	-5	74	0	0	1	0	85	14.1
4	Steve Dykstra*	65	4	21	25	-1	108	1	1	0	0	70	5.7
15	Doug Smith	30	10	11	21	2	73	3	1	3	0	72	13.9
12	Sean McKenna	45	6	12	18	-9	28	1	0	2	0	83	7.2
24	Bill Hajt	58	1	16	17	17	25	0	0	0	0	44	2.3
32	Norm Lacombe	25	6	7	13	7	13	3	0	2	0	38	15.8
26	Pat Hughes	50	4	9	13	-5	25	0	0	0	0	51	7.8
14	Mikael Andersson*	33	1	9	10	-1	4	0	0	0	0	13	7.7



# Year-By-Year Results RECORD BOOK

## 1986-87 28-44-8, 5th place

Oct. 9	@ Winnipeg	2-3	L
Oct. 11	@ Toronto	5-5	T
Oct. 12	Calgary	2-4	L
Oct. 15	Montreal	0-0	T
Oct. 17	Pittsburgh	3-7	L
Oct. 18	@ Washington	4-2	W
Oct. 22	@ Pittsburgh	4-5	L*
Oct. 24	Hartford	4-5	L
Oct. 25	@ Hartford	2-3	L
Oct. 29	@ Montreal	2-5	L
Nov. 1	@ New Jersey	3-1	W
Nov. 2	@ Boston	7-1	W
Nov. 5	Boston	8-3	W
Nov. 7	Vancouver	6-7	L
Nov. 9	NY Islanders	3-4	L
Nov. 12	@ NY Rangers	1-2	L*
Nov. 15	@ Montreal	2-4	L
Nov. 19	Boston	4-4	T
Nov. 21	Quebec	1-6	L
Nov. 22	@ Quebec	1-3	L
Nov. 26	@ Hartford	0-3	L
Nov. 28	Boston	4-3	W
Nov. 29	@ Boston	2-6	L
Dec. 2	Minnesota	4-5	L
Dec. 5	St. Louis	5-6	L
Dec. 6	@ New Jersey	3-4	L
Dec. 9	@ Detroit	5-5	T
Dec. 10	@ Chicago	3-6	L
Dec. 13	@ Quebec	0-7	L
Dec. 14	Hartford	4-3	W
Dec. 17	@ Hartford	3-4	L
Dec. 19	Montreal	3-2	W
Dec. 20	@ Toronto	4-5	L*
Dec. 23	Philadelphia	2-1	W
Dec. 26	Pittsburgh	3-3	T
Dec. 28	Calgary	1-4	L
Dec. 31	Chicago	5-2	W
Jan. 2	Winnipeg	3-6	L
Jan. 4	Quebec	7-2	W
Jan. 7	@ Winnipeg	4-2	W

\* - overtime decision

## Adams Division

Jan. 8	@ Minnesota	4-5	L*
Jan. 10	@ Los Angeles	8-5	W
Jan. 14	Montreal	3-3	T
Jan. 17	@ Montreal	2-4	L
Jan. 18	Edmonton	6-5	W*
Jan. 20	@ Minnesota	0-5	L
Jan. 23	Washington	2-3	L
Jan. 24	@ Washington	6-3	W
Jan. 26	@ Boston	2-6	L
Jan. 28	Philadelphia	4-7	L
Jan. 30	Quebec	3-1	W
Feb. 1	Detroit	6-1	W
Feb. 4	@ Hartford	3-1	W
Feb. 7	@ Quebec	2-5	L
Feb. 8	Chicago	7-4	W
Feb. 14	@ NY Islanders	5-1	W
Feb. 18	Boston	4-3	W
Feb. 20	@ NY Rangers	6-3	W
Feb. 22	Hartford	5-3	W
Feb. 24	NY Rangers	3-6	L
Feb. 26	St. Louis	4-3	W
Feb. 28	@ Boston	1-5	L
Mar. 1	Vancouver	2-4	L
Mar. 3	@ Philadelphia	2-4	L
Mar. 5	New Jersey	6-4	W
Mar. 7	@ Quebec	5-5	T
Mar. 8	Quebec	5-1	W
Mar. 11	@ Los Angeles	3-2	W
Mar. 13	@ Vancouver	4-6	L
Mar. 14	@ Edmonton	3-5	L
Mar. 17	@ Calgary	2-6	L
Mar. 20	Montreal	2-3	L
Mar. 22	Detroit	3-2	W
Mar. 24	Toronto	5-6	L
Mar. 26	Los Angeles	3-5	L
Mar. 28	@ Montreal	3-6	L
Mar. 29	Edmonton	2-3	L
Apr. 2	@ St. Louis	3-5	L
Apr. 4	@ NY Islanders	6-6	T
Apr. 5	Hartford	6-0	W

## 1987-88 37-32-11, 3rd place

Oct. 8	Minnesota	2-2	T
Oct. 10	@ Montreal	3-6	L
Oct. 11	Washington	6-5	W
Oct. 13	@ Pittsburgh	3-8	L
Oct. 16	Quebec	2-2	T
Oct. 17	@ Quebec	6-3	W
Oct. 21	Hartford	3-5	L
Oct. 23	Montreal	5-3	W
Oct. 24	@ Pittsburgh	3-5	L
Oct. 28	@ Hartford	2-2	T
Oct. 30	Los Angeles	5-1	W
Nov. 1	Chicago	5-3	W
Nov. 4	@ Los Angeles	5-4	W
Nov. 7	@ Edmonton	0-5	L
Nov. 8	@ Calgary	6-3	W
Nov. 11	@ Vancouver	4-4	T
Nov. 13	Minnesota	4-5	L
Nov. 15	Toronto	5-4	W
Nov. 18	@ Hartford	1-9	L
Nov. 20	Washington	5-3	W
Nov. 22	Los Angeles	5-8	L
Nov. 25	@ Philadelphia	2-5	L
Nov. 27	Hartford	2-4	L
Nov. 29	Edmonton	2-5	L
Dec. 3	Quebec	6-3	W
Dec. 5	@ Hartford	1-2	L
Dec. 6	Vancouver	1-5	L
Dec. 9	@ Chicago	6-2	W
Dec. 12	@ Boston	3-3	T
Dec. 13	Calgary	1-7	L
Dec. 18	Montreal	2-2	T
Dec. 19	@ Montreal	2-1	W
Dec. 22	@ Boston	0-9	L
Dec. 23	@ Detroit	5-2	W
Dec. 27	Pittsburgh	3-3	T
Dec. 29	@ Quebec	1-5	L
Dec. 31	Boston	0-2	L
Jan. 2	@ Toronto	6-4	W
Jan. 3	Quebec	2-1	W
Jan. 6	@ Montreal	6-5	W

## Adams Division

Jan. 8	Hartford	3-1	W
Jan. 10	NY Rangers	4-3	W
Jan. 12	@ St. Louis	4-2	W
Jan. 14	@ Philadelphia	1-3	L
Jan. 16	@ Boston	1-5	L
Jan. 17	NY Islanders	5-2	W
Jan. 20	Boston	5-3	W
Jan. 22	New Jersey	7-3	W
Jan. 23	@ Washington	3-3	T
Jan. 25	@ New Jersey	5-2	W
Jan. 27	Montreal	1-4	L
Jan. 29	NY Islanders	2-5	L
Jan. 31	Winnipeg	4-4	T
Feb. 2	@ Quebec	6-3	W
Feb. 5	Toronto	5-2	W
Feb. 6	@ NY Islanders	4-6	L
Feb. 12	@ Winnipeg	5-7	L
Feb. 14	@ Chicago	3-4	L*
Feb. 16	@ St. Louis	3-0	W
Feb. 19	Philadelphia	4-5	L
Feb. 21	Quebec	5-6	L
Feb. 25	St. Louis	5-2	W
Feb. 27	@ Hartford	4-3	W
Feb. 28	Winnipeg	5-3	W
Mar. 1	@ Detroit	0-4	L
Mar. 4	NY Rangers	6-3	W
Mar. 6	Boston	3-0	W
Mar. 9	@ Minnesota	6-2	W
Mar. 12	@ Calgary	4-10	L
Mar. 13	@ Vancouver	7-5	W
Mar. 15	@ Edmonton	4-6	L
Mar. 19	@ Boston	4-3	W
Mar. 20	Boston	2-6	L
Mar. 22	@ NY Rangers	3-2	W
Mar. 25	New Jersey	2-2	T
Mar. 27	Detroit	3-5	L
Mar. 29	@ Quebec	3-1	W
Mar. 31	Hartford	3-2	W
Apr. 2	@ Montreal	4-9	L
Apr. 3	Montreal	4-4	T

\* - overtime decision

## 1986-87 Regular-Season Scoring

NO.	PLAYER	GP	G	A	PTS	+/-	PIM	PP	SH	GW	GT	SHOTS	%
25	Dave Andreychuk	77	25	48	73	-1	44	13	0	2	1	254	9.8
6	Phil Housley	78	21	46	67	1	57	8	1	2	0	200	10.5
21	Christian Ruutu*	76	22	43	65	10	62	3	1	1	1	168	13.1
17	Mike Foligno	75	30	29	59	13	176	11	1	5	0	185	16.2
7	John Tucker	54	17	34	51	-4	21	4	0	0	1	104	16.3
38	Adam Creighton	56	18	22	40	5	26	6	0	3	0	109	16.5
15	Doug Smith	62	16	24	40	-19	106	7	0	2	0	158	10.1
5	Mike Ramsey	80	8	31	39	0	109	2	1	0	0	156	5.1
27	Willy Paiement	56	20	17	37	3	108	2	0	3	0	117	17.1
18	Paul Cyr	73	11	16	27	-15	122	0	0	1	0	131	8.4
39	Clark Gillies	61	10	17	27	0	83	1	0	2	0	106	9.4
9	Scott Arniel	63	11	14	25	-1	59	0	3	0	0	90	12.2
28	Tom Kurvers	55	6	17	23	-13	24	1	0	1	0	71	8.5
22	Lindy Ruff	50	6	14	20	-14	74	0	1	1	0	95	6.3
12	Ken Priestley*	34	11	6	17	3	8	3	0	0	0	49	22.4
11	Gilbert Perreault	20	9	7	16	-2	6	1	0	1	0	35	25.7
34	Jim Korn	52	4	10	14	-3	158	0	0	0	0	35	11.4
37	Shawn Anderson*	41	2	11	13	3	23	0	0	0	0	26	7.7
32	Norm Lacombe	39	4	7	11	-10	8	1	0	0	1	48	8.3
26	Bob Logan*	22	7	3	10	5	0	1	0	0	0	22	31.8
65	Mark Napier	15	5	5	10	-5	0	1	0	0	0	40	12.5
23	Gates Orlando	27	2	8	10	-6	16	0	0	0	0	24	8.3
31	Joe Reekie*	56	1	8	9	6	82	0	0	0	0	56	1.8
29	Jeff Parker*	15	3	3	6	0	7	0	0	0	0	10	30.0
20	Mike Hartman*	17	3	3	6	2	69	0	0	0	0	19	15.8
20	Don Lever	10	3	2	5	-3	4	3	0	1	0	8	37.5
40	Uwe Krupp*	26	1	4	5	-9	23	0	0	0	0	34	2.9
16	Paul Brydges*	15	2	2	4	4	6	0	0	0	0	8	25.0
29	Mark Ferner*	13	0	3	3	2	9	0	0	0	0	5	0.0
14	Mikael Andersson	16	0	3	3	-2	0	0	0	0	0	6	0.0
19	Bob Halkidis	6	1	1	2	3	19	0	0	0	0	4	25.0
26	Phil Russell	6	0	2	2	0	12	0	0	0	0	2	0.0
33	Lee Fogolin	9	0	2	2	-2	8	0	0	0	0	5	0.0
24	Bill Hajt	23	0	2	2	0	4	0	0	0	0	11	0.0
1	Jacques Cloutier	40	0	2	2	0	10	0	0	0	0	0	0.0
8	Dave Fenyves	7	1	0	1	-2	0	0	0	0	0	3	33.3
3	Richie Dunn	2	0	1	1	2	2	0	0	0	0	1	0.0
4	Steve Dykstra	37	0	1	1	-8	179	0	0	0	0	21	0.0
30	Tom Barrasso	46	0	1	1	0	22	0	0	0	0	0	0.0
8	Richard Hajdu*	2	0	0	0	1	0	0	0	0	0	1	0.0
19	Doug Trapp*	2	0	0	0	0	0	0	0	0	0	1	0.0
35	Daren Puppa*	3	0	0	0	0	2	0	0	0	0	0	0.0
3	Jim Hofferd*	12	0	0	0	-1	40	0	0	0	0	8	0.0
NO.	GOALTENDER	GP	MIN	GAA	W	L	T	EN	SO	GA	SA	SV%	
30	Tom Barrasso	46	2488:26	3.66	17	23	2	4	2	152	1201	.873	
1	Jacques Cloutier	40	2156:24	3.78	11	19	5	1	0	136	1037	.869	
35	Daren Puppa*	3	183:45	4.24	0	2	1	1	0	13	79	.835	
GOALTENDER TOTALS			4828:35	3.74	28	44	8	6	2	301	2317	.870	

\* - rookie

## 1987-88 Regular-Season Scoring

NO.	PLAYER	GP	G	A	PTS	+/-	PIM	PP	SH	GW	GT	SHOTS	%
25	Dave Andreychuk	80	30	48	78	1	112	15	0	5	0	253	11.9
21	Christian Ruutu	73	26	45	71	-3	85	6	1	4	0	185	14.1
6	Phil Housley	74	29	37	66	-17	96	8	0	1	1	231	12.6
23	Ray Sheppard*	74	38	27	65	-6	14	15	0	5	2	173	22.0
17	Mike Foligno	74	29	28	57	-11	220	10	0	7	1	159	18.2
17	Pierre Turgeon*	76	14	28	42	-8	34	8	0	3	0	101	13.9
3	Calie Johansson*	71	4	38	42	12	37	2	0	0	0	93	4.3
9	Scott Arniel	73	17	23	40	8	61	0	3	2	0	111	15.3
7	John Tucker	45	19	19	38	4	20	6	0	0	1	93	20.4
15	Doug Smith	70	9	19	28	-10	117	1	0	0	0	136	6.6
38	Adam Creighton	36	10	17	27	7	87	4	0	1	0	61	16.4
22	Lindy Ruff	77	2	23	25	-9	179	0	0	0	0	10	



# Year-By-Year Results RECORD BOOK

## 1988-89 38-35-7, 3rd place

Oct. 6	Montreal	3-2	W
Oct. 8	@ Washington	2-6	L
Oct. 9	@ Philadelphia	3-4	L*
Oct. 12	Pittsburgh	8-5	W
Oct. 14	@ Quebec	5-4	W
Oct. 16	Quebec	3-5	L
Oct. 19	@ Toronto	2-4	L
Oct. 21	Montreal	5-3	W
Oct. 22	@ Montreal	3-4	L
Oct. 25	@ New Jersey	7-4	W
Oct. 26	Hartford	1-7	L
Oct. 29	@ Boston	3-3	T
Oct. 30	Boston	3-3	T
Nov. 2	NY Rangers	6-4	W
Nov. 4	@ Edmonton	3-7	L
Nov. 5	@ Calgary	0-9	L
Nov. 9	Calgary	3-2	W
Nov. 12	@ NY Islanders	3-0	W
Nov. 13	Edmonton	4-5	L*
Nov. 16	@ Chicago	2-3	L
Nov. 19	@ Los Angeles	4-5	L
Nov. 22	@ Vancouver	2-4	L
Nov. 25	Chicago	5-4	W*
Nov. 27	Philadelphia	7-3	W
Nov. 30	Quebec	6-2	W
Dec. 2	Hartford	1-6	L
Dec. 3	@ Montreal	2-3	L*
Dec. 6	@ Hartford	0-9	L
Dec. 8	@ Boston	4-2	W
Dec. 11	Washington	4-6	L
Dec. 14	@ Winnipeg	3-4	L
Dec. 15	@ Minnesota	2-2	T
Dec. 19	Edmonton	5-5	T
Dec. 21	@ NY Rangers	5-2	W
Dec. 23	Toronto	5-2	W
Dec. 26	Boston	2-1	W
Dec. 28	Detroit	4-1	W
Dec. 30	@ Washington	3-5	L
Dec. 31	Philadelphia	2-3	L
Jan. 4	Hartford	4-5	L*

\* - overtime decision

## Adams Division

Jan. 6	@ New Jersey	4-5	L
Jan. 7	@ Toronto	6-1	W
Jan. 12	Chicago	6-5	W
Jan. 14	@ Quebec	1-1	T
Jan. 15	Calgary	3-2	W
Jan. 18	Minnesota	3-3	T
Jan. 21	@ Boston	6-5	W*
Jan. 22	Boston	6-4	W
Jan. 25	@ Detroit	6-3	W
Jan. 27	Montreal	4-2	W
Jan. 28	@ Montreal	1-2	L
Jan. 31	@ Hartford	5-3	W
Feb. 2	@ St. Louis	3-7	L
Feb. 4	@ Los Angeles	3-5	L
Feb. 9	@ Hartford	2-5	L
Feb. 10	Vancouver	4-5	L
Feb. 12	St. Louis	5-2	W
Feb. 14	@ Pittsburgh	3-7	L
Feb. 15	New Jersey	5-3	W
Feb. 17	Pittsburgh	5-1	W
Feb. 19	Detroit	8-4	W
Feb. 22	NY Islanders	7-5	W
Feb. 24	Winnipeg	5-4	W
Feb. 25	@ Montreal	1-6	L
Mar. 1	Los Angeles	4-5	L
Mar. 4	@ Quebec	2-6	L
Mar. 5	Quebec	2-8	L
Mar. 8	@ NY Rangers	2-0	W
Mar. 11	@ Boston	6-6	T
Mar. 12	Boston	3-2	W
Mar. 16	@ Hartford	6-1	W
Mar. 18	@ Minnesota	0-3	L
Mar. 20	@ Winnipeg	4-1	W
Mar. 22	St. Louis	1-2	L
Mar. 24	Vancouver	5-2	W
Mar. 25	@ Quebec	1-4	L
Mar. 28	Hartford	4-2	W
Mar. 30	Montreal	2-4	L
Apr. 1	@ NY Islanders	4-3	W
Apr. 2	Quebec	4-2	W

## 1989-90 45-27-8, 2nd place

Oct. 5	Quebec	4-3	W
Oct. 7	@ Montreal	1-5	L
Oct. 8	Minnesota	2-2	T
Oct. 11	@ Toronto	7-1	W
Oct. 13	Hartford	4-1	W
Oct. 14	@ Detroit	2-6	L
Oct. 18	@ Hartford	1-2	L
Oct. 20	Montreal	6-2	W
Oct. 21	@ Pittsburgh	4-2	W
Oct. 25	@ Minnesota	2-4	L
Oct. 27	Toronto	6-5	W*
Oct. 29	Boston	4-3	W
Nov. 2	@ Montreal	4-3	W
Nov. 4	@ Boston	3-3	T
Nov. 5	Los Angeles	5-3	W
Nov. 8	@ Hartford	6-3	W
Nov. 10	Vancouver	4-2	W
Nov. 12	Edmonton	6-5	W
Nov. 16	@ Calgary	4-4	T
Nov. 17	@ Edmonton	0-3	L
Nov. 19	@ Vancouver	2-2	T
Nov. 22	NY Rangers	4-1	W
Nov. 25	@ Quebec	3-2	W
Nov. 26	Hartford	4-2	W
Nov. 28	@ Hartford	4-2	W
Nov. 30	@ Boston	1-5	L
Dec. 1	New Jersey	6-4	W
Dec. 3	St. Louis	4-3	W
Dec. 5	@ NY Islanders	0-3	L
Dec. 7	@ Philadelphia	3-4	L*
Dec. 10	Washington	4-3	W
Dec. 13	Boston	2-4	L
Dec. 16	@ Boston	3-1	W
Dec. 17	Philadelphia	4-3	W
Dec. 20	@ NY Rangers	2-2	T
Dec. 22	Montreal	2-2	T
Dec. 23	@ Quebec	6-5	W
Dec. 26	Detroit	6-3	W
Dec. 29	Boston	3-4	L*
Dec. 31	NY Islanders	2-4	L

\* - overtime decision

## Adams Division

Jan. 2	@ New Jersey	3-5	L
Jan. 6	@ Montreal	3-6	L
Jan. 7	Boston	1-2	L
Jan. 11	@ Calgary	3-5	L
Jan. 13	@ Vancouver	5-3	W
Jan. 16	@ Los Angeles	4-2	W
Jan. 19	Washington	3-6	L
Jan. 23	@ Philadelphia	3-2	W
Jan. 24	@ Chicago	3-2	W
Jan. 26	Chicago	2-4	L
Jan. 28	Pittsburgh	7-2	W
Jan. 30	@ Quebec	5-2	W
Jan. 31	Quebec	6-3	W
Feb. 3	@ Montreal	0-1	L
Feb. 4	NY Islanders	0-1	L
Feb. 7	Montreal	3-1	W
Feb. 9	NY Rangers	3-2	W
Feb. 11	@ St. Louis	2-4	L
Feb. 13	@ Chicago	1-4	L
Feb. 16	Montreal	5-3	W
Feb. 18	Hartford	4-6	L
Feb. 20	@ Winnipeg	4-3	W*
Feb. 21	@ Edmonton	3-7	L
Feb. 23	Hartford	7-3	W
Feb. 25	Winnipeg	3-1	W
Feb. 27	@ St. Louis	1-4	L
Mar. 3	@ Quebec	3-3	T
Mar. 4	Quebec	5-3	W
Mar. 6	@ Washington	1-1	T
Mar. 8	@ Boston	10-4	W
Mar. 10	@ Hartford	5-0	W
Mar. 14	Los Angeles	5-6	L*
Mar. 16	Toronto	3-4	L
Mar. 18	Winnipeg	4-3	W*
Mar. 21	Calgary	5-4	W
Mar. 25	New Jersey	3-4	L
Mar. 27	@ Detroit	6-5	W
Mar. 29	Minnesota	4-2	W
Mar. 31	@ Pittsburgh	3-2	W*
Apr. 1	Quebec	5-2	W

## 1988-89 Regular-Season Scoring

NO.	PLAYER	GP	G	A	PTS	+/-	PIM	PP	SH	GW	GT	SHOTS	SV%
77	Pierre Turgeon	80	34	54	88	-3	26	19	0	5	0	182	18.7
6	Phil Housley	72	26	44	70	6	47	5	0	3	0	178	14.6
21	Christian Ruutu	67	14	46	60	13	98	5	0	1	0	149	9.4
25	Dave Andreychuk	56	28	24	52	1	40	7	0	3	0	145	19.3
17	Mike Foligno	75	27	22	49	-7	156	11	0	5	1	144	18.8
8	Doug Bodger	61	7	40	47	9	52	6	0	1	0	134	5.2
33	Benoit Hogue*	69	14	30	44	-4	120	1	2	0	0	114	12.3
7	John Tucker	60	13	31	44	-4	31	3	0	1	0	94	13.8
23	Ray Sheppard	67	22	21	43	-7	15	7	0	4	1	147	15.0
9	Scott Arniel	80	18	23	41	10	46	0	2	3	1	122	14.8
22	Rick Vaive	28	19	13	32	7	64	7	0	3	0	81	23.5
65	Mark Napier	66	11	17	28	-4	33	0	2	1	0	92	12.0
29	Jeff Parker*	57	9	9	18	3	82	0	0	2	0	78	11.5
19	Kevin Maguire	60	8	10	18	9	241	0	0	2	0	35	22.9
4	Uwe Krupp	70	5	13	18	0	55	0	1	0	0	51	9.8
20	Mike Hartman	70	8	9	17	8	316	1	0	0	0	91	8.8
38	Adam Creighton	24	7	10	17	-5	44	3	0	1	0	42	16.7
22	Lindy Ruff	63	6	11	17	-17	86	0	0	0	0	69	8.7
5	Mike Ramsey	56	2	14	16	5	84	0	0	1	0	63	3.2
3	Calle Johansson	47	2	11	13	-7	33	0	0	1	0	53	3.8
37	Shawn Anderson	33	2	10	12	3	18	2	0	0	0	26	7.7
16	Mike Donnelly	22	4	6	10	-1	10	0	0	0	0	25	16.0
3	Grant Ledyard	13	1	5	6	1	8	0	0	1	0	25	4.0
55	Joe Reekie	15	1	3	4	6	26	1	0	0	0	14	7.1
31	Daren Poppa	37	0	4	4	0	12	0	0	0	0	0	0.0
30	Tom Barrasso	10	0	3	3	0	21	0	0	0	0	0	0.0
27	Larry Playfair	42	0	3	3	-10	110	0	0	0	0	6	0.0
56	Ken Priestley	15	2	0	2	-8	2	0	0	0	0	20	10.0
32	Scott Metcalfe*	9	1	1	2	-1	13	0	0	0	0	11	9.1
36	Jan Ludvig	13	0	2	2	-1	39	0	0	0	0	11	0.0
1	Jacques Cloutier	36	0	2	2	0	6	0	0	0	0	0	0.0
26	Richie Dunn	4	0	1	1	-1	2	0	0	0	0	2	0.0
14	Mikael Andersson	14	0	1	1	-1	4	0	0	0	0	12	0.0
18	Bob Halkidis	16	0	1	1	-1	66	0	0	0	0	9	0.0
39	Trent Kaese*	1	0	0	0	0	0	0	0	0	0	5	0.0
34	Darren Eliot	2	0	0	0	0	0	0	0	0	0	0	0.0
28	Mark Ferner*	2	0	0	0	-2	2	0	0	0	0	0	0.0
26	Darrin Shannon*	3	0	0	0	-2	0	0	0	0	0	0	0.0
24	Steve Smith*	3	0	0	0	0	0	0	0	0	0	2	0.0
35	Darcy Wakaluk*	6	0	0	0	0	0	0	0	0	0	0	0.0
30	Clint Malarchuk	7	0	0	0	0	2	0	0	0	0	0	0.0
44	Brad Miller*	7	0	0	0	-1	6	0	0	0	0	0	0.0
NO.	GOALTENDER	GP	MIN	GAA	W	L	T	EN	SO	GA	SA	SV%	
31	Daren Poppa	37	1907:47	3.37	17	10	6	1	1	107	960	.889	
1	Jacques Cloutier	36	1785:59	3.63	15	14	0	1	0	108	856	.874	
30	Clint Malarchuk	7	325:45	2.39	3	1	1	0	1	13	142	.908	
30	Tom Barrasso	10	545:09	4.95	2	7	0	1	0	45	284	.842	
35	Darcy Wakaluk*	6	214:06	4.20	1	3	0	1	0	15	89	.831	
34	Darren Eliot	2	67:03	6.26	0	0	0	0	0	7	43	.837	
<b>GOALTENDER TOTALS</b>			<b>4845:49</b>	<b>3.65</b>	<b>38</b>	<b>35</b>	<b>7</b>	<b>4</b>	<b>2</b>	<b>295</b>	<b>2374</b>	<b>.876</b>	

## 1989-90 Regular-Season Scoring

NO.	PLAYER	GP	G	A	PTS	+/-	PIM	PP	SH	GW	GT	SHOTS	SV%
77	Pierre Turgeon	80	40	66	106	10	29	17	1	10	1	193	20.7
25	Dave Andreychuk	73	40	42	82	6	42	18	0	3	0	206	19.4
6	Phil Housley	80	21	60	81	11	32	8	1	4	0	201	10.4
21	Christian Ruutu	75	19	41	60	9	66	4	1	2	1	160	11.9
22	Rick Vaive	70	29	19	48	9	74	8	0	4	0	195	14.9
8	Doug Bodger	71	12	36	48	0	64	8	0	1	0	167	7.2
89	Alexander Mogilny*	65	15	28	43	8	16	4	0	2	1	130	11.5
17	Mike Foligno	61	15	25	40	13	99	3	0	1	1	107	14.0
9	Scott Arniel	79	18	14	32	4	77	1	1	4	0	123	14.6
18	Dave Snuggerd*	80	14	16	30	8	41						



# Year-By-Year Results RECORD BOOK

## 1990-91 31-30-19, 3rd place

Oct. 4	Montreal	3-3	T
Oct. 6	@ Montreal	5-6	L
Oct. 10	@ Hartford	3-4	L
Oct. 12	Quebec	2-4	L
Oct. 13	@ Quebec	4-4	T
Oct. 17	Montreal	3-4	L
Oct. 19	Pittsburgh	4-4	T
Oct. 20	@ NY Islanders	3-1	W
Oct. 25	@ New Jersey	1-5	L
Oct. 27	@ Toronto	3-1	W
Oct. 28	Hartford	5-0	W
Oct. 31	Boston	3-3	T
Nov. 3	@ Boston	4-1	W
Nov. 4	Calgary	2-1	W
Nov. 7	@ NY Rangers	2-6	L
Nov. 9	Vancouver	7-1	W
Nov. 10	@ Washington	4-2	W
Nov. 14	@ Los Angeles	2-4	L
Nov. 16	@ Edmonton	2-4	L
Nov. 17	@ Calgary	3-3	T
Nov. 21	NY Rangers	5-5	T
Nov. 23	Edmonton	3-2	W*
Nov. 26	@ NY Rangers	0-5	L
Nov. 28	@ Montreal	2-1	W
Dec. 1	@ Quebec	2-4	L
Dec. 2	Detroit	3-3	T
Dec. 6	@ Philadelphia	4-3	W
Dec. 7	Hartford	3-4	L*
Dec. 9	Boston	2-3	L
Dec. 11	@ Detroit	3-8	L
Dec. 14	Pittsburgh	3-4	L
Dec. 16	St. Louis	3-5	L
Dec. 18	@ Hartford	4-3	W*
Dec. 20	@ Boston	1-4	L
Dec. 23	Quebec	10-3	W
Dec. 26	Boston	3-3	T
Dec. 28	Chicago	5-0	W
Dec. 29	@ New Jersey	4-4	T
Dec. 31	Philadelphia	5-2	W
Jan. 2	NY Islanders	5-4	W

\* - overtime decision

## Adams Division

Jan. 4	Winnipeg	4-1	W
Jan. 8	@ Vancouver	3-3	T
Jan. 10	@ Los Angeles	2-5	L
Jan. 12	@ Minnesota	5-3	W
Jan. 14	@ Toronto	9-3	W
Jan. 16	Detroit	5-3	W
Jan. 22	Boston	6-4	W
Jan. 24	@ Chicago	5-4	W
Jan. 26	@ Montreal	1-4	L
Jan. 27	Calgary	4-5	L
Jan. 29	@ St. Louis	3-8	L
Jan. 31	Quebec	1-4	L
Feb. 3	Edmonton	2-3	L
Feb. 6	St. Louis	4-5	L*
Feb. 8	Los Angeles	4-4	T
Feb. 10	@ Winnipeg	2-0	W
Feb. 12	@ Quebec	4-4	T
Feb. 13	Minnesota	6-6	T
Feb. 15	Montreal	2-2	T
Feb. 17	Toronto	0-3	L
Feb. 19	@ Pittsburgh	3-6	L
Feb. 23	@ Hartford	5-4	W
Feb. 24	Hartford	5-5	T
Feb. 26	@ NY Islanders	1-1	T
Feb. 28	@ Quebec	5-1	W
Mar. 2	@ Boston	7-4	W
Mar. 6	New Jersey	3-3	T
Mar. 8	Chicago	3-5	L
Mar. 10	Vancouver	5-7	L
Mar. 12	@ Minnesota	2-5	L
Mar. 13	@ Winnipeg	6-2	W
Mar. 16	@ Montreal	4-6	L
Mar. 17	Hartford	6-1	W
Mar. 20	Montreal	3-2	W*
Mar. 23	@ Boston	3-6	L
Mar. 24	Philadelphia	6-2	W
Mar. 26	@ Washington	4-2	W
Mar. 28	Quebec	4-4	T
Mar. 30	@ Hartford	5-5	T
Mar. 31	Washington	5-2	W

## 1991-92 31-37-12, 3rd place

Oct. 4	Pittsburgh	4-5	L
Oct. 5	@ Washington	1-3	L
Oct. 9	Boston	4-4	T
Oct. 12	@ Quebec	5-4	W
Oct. 13	Vancouver	1-3	L
Oct. 16	@ Montreal	1-5	L
Oct. 18	Montreal	3-1	W
Oct. 19	@ Hartford	1-4	L
Oct. 25	San Jose	3-1	W
Oct. 27	Hartford	5-1	W
Oct. 30	@ Detroit	1-3	L
Nov. 1	Montreal	1-5	L
Nov. 2	@ Montreal	0-5	L
Nov. 7	@ Philadelphia	2-5	L
Nov. 8	Philadelphia	4-3	W*
Nov. 12	San Jose	7-1	W
Nov. 14	@ Los Angeles	2-2	T
Nov. 16	@ Calgary	5-4	W
Nov. 20	Boston	3-1	W
Nov. 22	Chicago	2-0	W
Nov. 23	@ Boston	4-7	L
Nov. 27	Quebec	4-4	T
Nov. 29	NY Rangers	4-5	L*
Nov. 30	@ Quebec	3-4	L
Dec. 4	@ Winnipeg	4-5	L
Dec. 7	@ Hartford	6-6	T
Dec. 8	Calgary	2-4	L
Dec. 11	St. Louis	3-6	L
Dec. 13	Hartford	4-8	L
Dec. 14	@ Montreal	2-4	L
Dec. 18	Washington	2-2	T
Dec. 20	Edmonton	4-4	T
Dec. 21	@ Toronto	4-1	W
Dec. 23	@ Hartford	3-4	L
Dec. 27	Boston	8-1	W
Dec. 28	@ New Jersey	0-3	L
Dec. 31	St. Louis	4-3	W
Jan. 3	NY Islanders	5-2	W
Jan. 4	@ Boston	2-4	L
Jan. 7	@ Philadelphia	5-5	T

\* - overtime decision

## Adams Division

Jan. 8	Quebec	4-2	W
Jan. 10	Edmonton	8-2	W
Jan. 12	NY Rangers	6-3	W
Jan. 14	@ NY Rangers	2-6	L
Jan. 15	@ New Jersey	8-8	T
Jan. 21	@ St. Louis	4-5	L
Jan. 23	@ Pittsburgh	5-4	W*
Jan. 25	@ Montreal	4-3	W
Jan. 26	Winnipeg	5-2	W
Jan. 29	@ Detroit	4-4	T
Jan. 31	Montreal	5-3	W
Feb. 1	@ Boston	2-2	T
Feb. 4	Washington	7-3	W
Feb. 7	Minnesota	0-2	L
Feb. 9	Los Angeles	4-5	L
Feb. 11	@ Hartford	1-5	L
Feb. 12	Detroit	4-9	L
Feb. 14	San Jose	7-6	W
Feb. 16	Hartford	5-4	W
Feb. 19	@ Vancouver	5-6	L
Feb. 23	@ Edmonton	2-5	L
Feb. 25	@ Calgary	5-3	W
Feb. 29	@ Pittsburgh	2-5	L
Mar. 1	Chicago	1-3	L
Mar. 3	@ Quebec	4-4	T
Mar. 6	New Jersey	5-4	W
Mar. 8	NY Islanders	2-6	L
Mar. 11	Boston	6-3	W
Mar. 14	@ NY Islanders	1-4	L
Mar. 15	Quebec	6-4	W
Mar. 17	@ Minnesota	1-3	L
Mar. 19	@ Los Angeles	8-2	W
Mar. 22	@ Chicago	6-2	W
Mar. 25	Toronto	5-2	W
Mar. 28	@ Boston	3-4	L*
Mar. 29	Hartford	2-2	T
Mar. 31	@ Minnesota	3-5	L
Apr. 12	Montreal	3-1	W
Apr. 14	@ Quebec	3-7	L
Apr. 15	Quebec	3-4	L

## 1990-91 Regular-Season Scoring

NO.	PLAYER	GP	G	A	PTS	+/-	PIM	PP	SH	GW	GT	SHOTS	%
10	Dale Hawerchuk	80	31	58	89	2	32	12	0	1	1	194	16.0
77	Pierre Turgeon	78	32	47	79	14	26	13	2	3	0	174	18.4
25	Dave Andreychuk	80	36	33	69	11	32	13	0	4	3	234	15.4
89	Alexander Mogilny	62	30	34	64	14	16	3	3	5	0	201	14.9
22	Rick Vaive	71	25	27	52	11	74	9	0	3	1	155	16.1
21	Christian Ruutu	77	16	34	50	-6	96	2	3	1	1	155	10.3
33	Benoit Hogue	76	19	28	47	-8	74	1	0	2	2	134	14.2
4	Uwe Krupp	74	12	32	44	14	66	6	0	0	2	138	8.7
3	Grant Ledyard	60	8	23	31	13	46	2	1	1	1	118	6.8
8	Doug Bodger	58	5	23	28	-8	54	2	0	0	0	139	3.6
18	Dave Snuggerd	80	9	15	24	-13	32	0	4	2	0	128	7.0
42	Mikko Makela	60	15	7	22	-2	25	2	2	1	1	62	24.2
5	Mike Ramsey	71	6	14	20	14	46	0	0	1	0	87	6.9
32	Rob Ray	66	8	8	16	-11	350	0	0	1	0	54	14.8
16	Darrin Shannon*	34	8	6	14	-11	12	1	0	0	1	56	14.3
26	Dean Kennedy	64	4	8	12	5	119	0	0	2	0	46	8.7
20	Mike Hartman	60	9	2	11	-10	204	2	0	1	0	65	13.8
17	Mike Foligno	31	4	5	9	4	42	0	0	0	1	27	14.8
41	Ken Sutton*	15	3	6	9	2	13	2	0	0	0	26	11.5
7	Kevin Haller	21	1	8	9	9	20	1	0	0	0	42	2.4
15	Lou Franceschetti	35	1	8	9	2	26	0	0	1	0	20	5.0
19	Tony Tanti	10	1	7	8	2	6	0	0	0	0	19	5.3
28	Donald Audette*	8	4	3	7	-1	4	2	0	1	0	17	23.5
7	John Tucker	18	1	3	4	0	4	0	0	0	0	16	6.3
30	Clint Malarchuk	37	0	4	4	0	19	0	0	0	0	0	0.0
31	Daren Puppa	38	0	4	4	0	6	0	0	0	0	0	0.0
12	Greg Paslawski	12	2	1	3	0	4	0	0	1	0	9	22.2
9	Greg Brown*	39	1	2	3	-20	35	0	0	0	0	26	3.8
24	Jay Wells	43	1	2	3	-18	86	0	0	0	0	36	2.8
37	Bill Houlder	7	0	2	2	-2	4	0	0	0	0	7	0.0
23	Jiri Sejba	11	0	2	2	-5	8	0	0	0	0	10	0.0
38	Joel Savage*	3	0	1	1	-2	0	0	0	0	0	2	0.0
39	Brian Curran	17	0	1	1	-3	43	0	0	0	0	7	0.0
34	Dave Littman*	1	0	0	0	0	0	0	0	0	0	0	0.0
36	Darcy Loewen*	6	0	0	0	-4	8	0	0	0	0	2	0.0
44	Brad Miller*	13	0	0	0	-1	67	0	0	0	0	4	0.0
35	Darcy Wakaluk*	16	0	0	0	0	2	0	0	0	0	0	0.0
NO.	GOALTENDER	GP	MIN	GAA	W	L	T	EN	SO	GA	SA	SV%	
31	Daren Puppa	38	2092:11	3.38	15	11	6	0	2	118	1029	.885	
30	Clint Malarchuk	37	2130:54	3.35	12	14	10	1	1	119	1090	.891	
35	Darcy Wakaluk*	16	629:47	3.33	4	5	3	2	0	35	292	.880	
34	Dave Littman*	1	35:42	5.04	0	0	0	0	0	3	18	.833	
<b>GOALTENDER TOTALS</b>			<b>4888:34</b>	<b>3.38</b>	<b>31</b>	<b>30</b>	<b>19</b>	<b>3</b>	<b>3</b>	<b>275</b>	<b>2429</b>	<b>.887</b>	

\* - rookie

## 1991-92 Regular-Season Scoring

NO.	PLAYER	GP	G	A	PTS	+/-	PIM	PP	SH	GW	GT	SHOTS	%
10	Dale Hawerchuk	77	23	75	98	-22	27	13	0	4	0	242	9.5
16	Pat LaFontaine	57	46	47	93	10	98	23	0	5	1	203	22.7
25	Dave Andreychuk	80	41	50	91	-9	71	28	0	2	2	337	12.2
89	Alexander Mogilny	67	39	45	84	7	73	15	0	2	0	236	16.5
28	Donald Audette	63	31	17	48	-1	75	5	0	6	1	153	20.3
8	Doug Bodger	73	11	35	46	1	108	4	0	1	0	180	6.1
15	Randy Wood	70	20	16	36	-9	65	7	1	3	0	185	10.8
19	Tony Tanti	70	15	16	31	-4	100	6	1	0	1	133	11.3
21	Christian Ruutu	70	4	21	25	-7	76	0	2	1	0	108	3.7
7	Kevin Haller	58	6	15	21	-13	75	2	0	1	0	76	7.9
3	Grant Ledyard	50	5	16	21	-4	45	0	0	0	0	87	5.7
41	Ken Sutton	64	2	18	20	5	71	0	0	0	0	81	2.5
18	Dave Snuggerd	55	3	15	18	-3	36	0	0	0	0	75	4.0
27	Brad May	69	11	6	17	-12	309	1	0	3	0	82	13.4
5	Mike Ramsey	66	3	14	17	8	67	0	0	1	0	55	5.5
17	Colin Patterson	52	4	8	12	-4	30	0	2	0	0	33	12.1
24	Jay Wells	4											



# Year-By-Year Results RECORD BOOK

## 1992-93 38-36-10, 4th place

## Adams Division

Oct. 8	Quebec	4-5	L	Jan. 12	@ Boston	2-5	L
Oct. 10	@ Hartford	5-2	W	Jan. 15	@ Vancouver	1-4	L
Oct. 11	Montreal	8-2	W	Jan. 17	@ Edmonton	2-3	L*
Oct. 13	@ Pittsburgh	5-6	L	Jan. 19	@ Calgary	3-2	W*
Oct. 16	Tampa Bay	5-4	W*	Jan. 22	Quebec	6-2	W
Oct. 17	@ Washington	4-6	L	Jan. 23	@ Quebec	3-4	L
Oct. 21	Chicago	4-1	W	Jan. 26	@ Philadelphia	4-3	W*
Oct. 23	San Jose	5-4	W	Jan. 27	Washington	4-3	W
Oct. 28	@ Toronto	4-4	T	Jan. 29	NY Rangers	6-4	W
Oct. 30	Ottawa	12-3	W	Jan. 31	Edmonton	4-5	L*
Oct. 31	@ Ottawa	2-2	T	Feb. 3	Hartford	3-2	W
Nov. 2	@ NY Rangers	6-7	L*	Feb. 8	@ Ottawa	2-4	L
Nov. 5	@ San Jose	5-7	L	Feb. 10	@ Winnipeg	6-2	W
Nov. 7	@ Los Angeles	2-5	L	Feb. 12	Vancouver	1-3	L
Nov. 11	Boston	7-2	W	Feb. 14	Pittsburgh	7-4	W
Nov. 13	Hartford	8-2	W	Feb. 17	@ Hartford	5-3	W
Nov. 14	@ NY Islanders	5-7	L	Feb. 19	@ New Jersey	3-3	T
Nov. 17	@ Pittsburgh	2-4	L	Feb. 24	Detroit	10-7	W
Nov. 18	@ New Jersey#	2-3	L	Feb. 26	Montreal	4-6	L
Nov. 21	Minnesota	3-4	L	Feb. 27	@ Montreal	4-8	L
Nov. 22	@ Philadelphia	4-4	T	Mar. 1	Vancouver#	2-5	L
Nov. 25	Quebec	1-1	T	Mar. 3	@ NY Rangers	2-2	T
Nov. 27	Ottawa	4-1	W	Mar. 5	Hartford	2-4	L
Nov. 29	@ Ottawa	5-2	W	Mar. 7	Winnipeg	2-1	W
Nov. 30	@ Montreal	0-3	L	Mar. 10	@ Quebec	7-4	W
Dec. 4	NY Islanders	5-5	T	Mar. 13	@ Hartford	3-3	T
Dec. 6	New Jersey	3-7	L	Mar. 15	Los Angeles**	2-4	L
Dec. 7	@ Quebec	3-4	L	Mar. 16	@ St. Louis	2-2	T
Dec. 9	Boston	5-2	W	Mar. 20	@ Tampa Bay	3-1	W
Dec. 11	Hartford	9-3	W	Mar. 22	@ Montreal	8-3	W
Dec. 12	@ Hartford	1-1	T	Mar. 24	Boston	0-2	L
Dec. 15	@ Boston	3-2	W	Mar. 25	@ Chicago	6-4	W
Dec. 19	@ Montreal	2-4	L	Mar. 28	Ottawa	3-1	W
Dec. 20	Toronto	5-4	W	Mar. 30	@ Washington	1-4	L
Dec. 23	Washington	4-1	W	Mar. 31	New Jersey	5-2	W
Dec. 27	Pittsburgh	2-4	L	Apr. 3	@ Boston	2-3	L
Dec. 31	NY Rangers	11-6	W	Apr. 4	Boston	0-3	L
Jan. 2	@ Ottawa	7-2	W	Apr. 6	@ Minnesota	1-3	L
Jan. 3	St. Louis	6-5	W*	Apr. 10	@ Detroit	5-6	L
Jan. 6	@ Hartford	3-1	W	Apr. 11	Quebec	1-3	L
Jan. 8	NY Islanders	6-5	W	Apr. 13	Montreal	2-3	L*
Jan. 10	Calgary	5-3	W	Apr. 15	Philadelphia	4-7	L

\* - overtime decision \*\* - rescheduled from March 14 # - played at Hamilton, Ont.

## 1993-94 43-32-9, 4th place

## Northeast Division

Oct. 7	@ Boston	5-3	W	Jan. 12	@ Winnipeg	2-3	L
Oct. 9	@ Montreal	4-7	L	Jan. 15	@ St. Louis	1-2	L
Oct. 10	Hartford	2-3	L	Jan. 16	@ Dallas	4-2	W
Oct. 12	@ Philadelphia	3-5	L	Jan. 19	Edmonton	1-1	T
Oct. 15	NY Rangers	2-5	L	Jan. 24	@ Tampa Bay	0-4	L
Oct. 16	@ Washington	3-4	L	Jan. 27	Washington	7-2	W
Oct. 18	Detroit	4-6	L	Jan. 29	@ Montreal	3-2	W
Oct. 22	Pittsburgh	2-4	L	Jan. 30	Florida	2-3	L
Oct. 23	@ Hartford	3-3	T	Feb. 2	@ New Jersey	3-2	W
Oct. 27	@ Calgary	5-3	W	Feb. 4	@ Florida	7-2	W
Oct. 29	@ Edmonton	6-3	W	Feb. 6	NY Islanders	4-1	W
Oct. 30	@ Vancouver	6-3	W	Feb. 8	@ NY Islanders	1-3	L
Nov. 3	Pittsburgh#	2-6	L	Feb. 10	@ Boston	3-3	T
Nov. 7	Boston	3-4	L	Feb. 11	Montreal	5-1	W
Nov. 10	Philadelphia	3-5	L	Feb. 13	Dallas	3-5	L
Nov. 13	@ Philadelphia	7-2	W	Feb. 16	@ Hartford	5-3	W
Nov. 17	@ New Jersey	0-4	L	Feb. 18	Florida	4-1	W
Nov. 19	Winnipeg	6-0	W	Feb. 20	@ Washington	3-3	T
Nov. 21	San Jose	6-5	W	Feb. 21	Quebec	2-1	W
Nov. 22	@ Ottawa	5-2	W	Feb. 23	Anaheim	4-2	W
Nov. 24	New Jersey	3-5	L	Feb. 25	Chicago	1-3	L
Nov. 26	Ottawa	5-2	W	Feb. 26	@ Pittsburgh	3-4	L
Nov. 27	@ Quebec	2-2	T	Mar. 2	@ Ottawa	7-2	W
Nov. 29	@ Toronto	3-0	W	Mar. 4	Pittsburgh	2-1	W
Dec. 1	@ Tampa Bay	3-0	W	Mar. 6	@ Detroit	3-2	W
Dec. 2	@ Florida	1-2	L*	Mar. 8	@ San Jose	4-4	T
Dec. 5	Boston	3-1	W	Mar. 9	@ Anaheim	3-0	W
Dec. 8	@ Ottawa	3-1	W	Mar. 12	@ Los Angeles	5-3	W
Dec. 10	Calgary	6-2	W	Mar. 17	New Jersey	1-6	L
Dec. 11	@ Hartford	3-0	W	Mar. 18	@ NY Islanders##	2-2	T
Dec. 13	@ NY Rangers	0-2	L	Mar. 20	Ottawa	6-2	W
Dec. 16	@ Pittsburgh	1-2	L	Mar. 23	St. Louis	2-3	L
Dec. 17	Los Angeles	2-0	W	Mar. 25	Hartford	6-3	W
Dec. 19	Tampa Bay	3-3	T	Mar. 27	NY Islanders	4-1	W
Dec. 23	Montreal	5-0	W	Mar. 30	Tampa Bay	2-3	L*
Dec. 26	@ NY Islanders	3-4	L*	Apr. 1	Boston	5-0	W
Dec. 27	Philadelphia	0-2	L	Apr. 2	@ Quebec	6-2	W
Dec. 31	NY Rangers	4-1	W	Apr. 4	@ Quebec**	4-6	L
Jan. 2	Toronto	3-3	T	Apr. 8	Montreal	1-0	W
Jan. 7	Pittsburgh	3-4	L*	Apr. 10	Quebec	4-1	W
Jan. 9	Vancouver	5-3	W	Apr. 12	@ NY Rangers	2-3	L
Jan. 11	@ Chicago	5-2	W	Apr. 14	Washington	2-3	L

\* - overtime decision \*\* - rescheduled from March 1 # - played at Sacramento, Calif. ## - played at Minneapolis, Minn.

## 1992-93 Regular-Season Scoring

NO.	PLAYER	GP	G	A	PTS	+/-	PIM	PP	SH	GW	GT	SHOTS	5%
16	Pat LaFontaine	84	53	95	148	11	63	20	2	7	1	306	17.3
89	Alexander Mogilny	77	76	51	127	7	40	27	0	11	0	360	21.1
10	Dale Hawerchuk	81	16	80	96	-17	52	8	0	2	0	259	6.2
25	Dave Andreychuk	52	29	32	61	-8	48	20	0	2	0	171	17.0
8	Doug Bodger	81	9	45	54	14	87	6	0	0	1	154	5.8
20	Bob Sweeney	80	21	26	47	2	118	4	3	3	0	120	17.5
19	Randy Wood	82	18	25	43	6	77	3	2	2	0	176	10.2
13	Yuri Khmylev	68	20	19	39	6	28	0	3	3	0	122	16.4
18	Wayne Presley	79	15	17	32	5	96	0	1	2	0	97	15.5
42	Richard Smehlik*	80	4	27	31	9	59	0	0	0	0	82	4.9
27	Brad May	82	13	13	26	3	242	0	0	1	0	114	11.4
7	Petr Svoboda	40	2	24	26	3	59	1	0	1	0	61	3.3
41	Ken Sutton	63	8	14	22	-3	30	1	0	2	1	77	10.4
14	Dave Hannan	55	5	15	20	8	43	0	0	0	0	43	11.6
28	Donald Audette	44	12	7	19	-8	51	2	0	0	0	92	13.0
3	Grant Ledyard	50	2	14	16	-2	45	1	0	0	0	79	2.5
34	Gord Donnelly	60	3	8	11	5	221	0	0	0	0	38	7.9
29	Bob Corkum	68	6	4	10	-3	38	0	1	1	0	69	8.7
5	Mike Ramsey	33	2	8	10	4	20	0	0	0	0	27	7.4
9	Viktor Gordiuk*	16	3	6	9	4	0	0	0	0	0	24	12.5
24	Randy Moller	35	2	7	9	6	83	0	0	0	0	25	8.0
23	Bill Houlder	15	3	5	8	5	6	0	0	0	1	29	10.3
17	Colin Patterson	36	4	2	6	-2	22	0	1	0	0	30	13.3
6	Keith Carney*	30	2	4	6	3	55	0	0	1	0	26	7.7
32	Rob Ray	68	3	2	5	-3	211	1	0	0	0	28	10.7
12	Bob Errey	8	1	3	4	2	4	0	0	0	0	9	11.1
4	Philippe Boucher*	18	0	4	4	1	14	0	0	0	0	28	0.0
21	Scott Thomas*	7	1	1	2	2	15	0	0	0	0	4	25.0
36	Matthew Barnaby*	2	1	0	1	0	10	1	0	0	0	8	12.5
44	Doug Macdonald*	5	1	0	1	0	2	0	0	0	0	1	100
15	Greg Brown	10	0	1	1	-5	6	0	0	0	0	10	0.0
31	Daren Puppa	24	0	1	1	0	0	0	0	0	0	0	0.0
35	Tom Draper	11	0	1	1	0	2	0	0	0	0	0	0.0
12	Peter Ciavaglia*	3	0	0	0	0	0	0	0	0	0	2	0.0
39	Dominik Hasek	28	0	0	0	0	0	0	0	0	0	0	0.0
31	Grant Fuhr	29	0	0	0	0	10	0	0	0	0	0	0.0

NO.	GOALTENDER	GP	MIN	GAA	W	L	T	EN	SO	GA	SA	SV%
31	Daren Puppa	24	1305:51	3.58	11	5	4	0	0	78	706	.890
39	Dominik Hasek	28	1428:37	3.15	11	10	4	1	0	75	720	.896
31	Grant Fuhr	29	1693:58	3.47	11	15	2	3	0	98	903	.891
35	Tom Draper	11	663:58	3.71	5	6	0	1	0	41	344	.881

### GOALTENDER TOTALS

5092:24 3.44 38 36 10 5 0 292 2673 .891

\* - rookie

## 1993-94 Regular-Season Scoring

NO.	PLAYER	GP	G	A	PTS	+/-	PIM	PP	SH	GW	GT	SHOTS	5%
10	Dale Hawerchuk	81	35	51	86	10	91	13	1	7	0	227	15.4
89	Alexander Mogilny	66	32	47	79	8	22	17	0	7	1	258	12.4
28	Donald Audette	77	29	30	59	2	41	16	1	4	0	207	14.0
13	Yuri Khmylev	72	27	31	58	13	49	11	0	4	0	171	15.8
26	Derek Plante*	77	21	35	56	4	24	8	1	2	0	147	14.3
27	Brad May	84	18	27	45	-6	171	3	0	3	0	166	10.8
42	Richard Smehlik	84	14	27	41	22	69	3	3	1	1	106	13.2
8	Doug Bodger	75	7	32	39	8	76	5	1	1	0	144	4.9
19	Randy Wood	84	22	16	38	11	71	2	2	5	0	161	13.7
18	Wayne Presley	65	17	8	25	18	103	1	5	1	0	93	18.3
20	Bob Sweeney	60	11	14	25	3	94	3	3	1	0	76	14.5
41	Ken Sutton	78	4	20	24	-6	71	1	0	0	0	95	4.2
14	Dave Hannan	83	6	15	21	10	53	0	3	1	0	40	15.0
16	Pat LaFontaine	16	5	13	18	-4	2	1	0	0	0	40	12.5
22	Craig Simpson	22	8	8	16	-2	8	2	0	2	0	28	28.6
7	Petr Svoboda	60	2	14	16	11	89	1	0	0	0	80	2.5
4	Philippe Boucher*	38	6	8	14	-1	29	4	0	1	0	67	9.0
43	Jason Dawe*	32	6	7	13	1	12	3	0	1</			



# Year-By-Year Results RECORD BOOK

## 1994-95 22-19-7, 4th place

## Northeast Division

Jan. 20	@ NY Rangers	2-1	W	Apr. 23	Philadelphia	4-2	W
Jan. 22	@ Tampa Bay	5-2	W	Apr. 24	@ Tampa Bay	3-1	W
Jan. 25	New Jersey	2-1	W	Apr. 26	Florida	5-0	W
Jan. 27	Quebec	3-7	L	Apr. 28	@ Washington	1-5	L
Jan. 28	@ Ottawa	2-2	T	Apr. 29	@ Montreal	3-3	T
Jan. 31	@ New Jersey	1-2	L	May 1	Montreal	2-0	W
Feb. 2	@ Washington	1-0	W	May 3	New Jersey	5-4	W
Feb. 4	@ Philadelphia	2-4	L				
Feb. 5	Tampa Bay	2-1	W				
Feb. 7	Washington	2-1	W				
Feb. 11	@ NY Islanders	1-2	L				
Feb. 12	Boston	1-2	L				
Feb. 15	NY Rangers	1-2	L				
Feb. 19	@ Pittsburgh	3-3	T				
Feb. 22	NY Islanders	3-3	T				
Feb. 25	@ Hartford	3-1	W				
Feb. 26	NY Rangers	2-4	L				
Mar. 2	Pittsburgh	6-3	W				
Mar. 4	@ Quebec	1-1	T				
Mar. 5	Montreal	4-1	W				
Mar. 8	@ Montreal	2-2	T				
Mar. 11	@ Pittsburgh	2-6	L				
Mar. 14	@ Florida	2-1	W*				
Mar. 16	NY Islanders	6-3	W				
Mar. 18	@ Ottawa	3-4	L*				
Mar. 19	Tampa Bay	1-6	L				
Mar. 21	Pittsburgh	2-3	L				
Mar. 24	Florida	3-0	W				
Mar. 26	@ Philadelphia	1-3	L				
Mar. 28	Quebec	5-3	W				
Mar. 30	Ottawa	7-0	W				
Apr. 1	@ NY Islanders	5-1	W				
Apr. 4	Hartford	6-3	W				
Apr. 6	@ Boston	1-1	T				
Apr. 8	@ Hartford	2-4	L				
Apr. 9	Boston	5-6	L				
Apr. 12	@ NY Rangers	1-3	L				
Apr. 14	@ Quebec	2-5	L				
Apr. 16	Ottawa	2-1	W				
Apr. 18	Hartford	1-2	L				
Apr. 19	@ Boston	1-4	L				

\* - overtime decision

## 1995-96 33-42-7, 5th place

## Northeast Division

Oct. 7	@ Ottawa	3-1	W	Jan. 12	@ Calgary	1-3	L
Oct. 9	@ Boston	3-5	L	Jan. 13	@ Edmonton	4-5	L*
Oct. 13	Anaheim	1-4	L	Jan. 17	Pittsburgh	0-1	L
Oct. 15	New Jersey	3-4	L	Jan. 24	Hartford	4-2	W
Oct. 18	Edmonton	4-1	W	Jan. 26	@ Washington	0-1	L
Oct. 20	NY Rangers	1-3	L	Jan. 27	@ Florida	3-6	L
Oct. 22	St. Louis	5-2	W	Jan. 30	@ NY Islanders	4-5	L*
Oct. 24	@ Dallas	0-3	L	Jan. 31	Florida	6-1	W
Oct. 27	@ Colorado	4-5	L	Feb. 3	@ Boston	2-4	L
Oct. 29	@ Chicago	3-6	L	Feb. 4	Tampa Bay	2-5	L
Nov. 1	Detroit	2-1	W	Feb. 7	Boston	2-1	W*
Nov. 3	Pittsburgh	3-3	T	Feb. 8	@ Philadelphia	2-1	W
Nov. 5	Winnipeg	3-4	L	Feb. 10	@ Toronto	2-2	T
Nov. 8	San Jose	7-2	W	Feb. 14	Los Angeles	2-2	T
Nov. 11	@ Florida	1-4	L	Feb. 16	New Jersey	2-2	T
Nov. 12	@ Tampa Bay	6-4	W	Feb. 17	@ Hartford	1-2	L*
Nov. 15	Dallas	2-1	W	Feb. 21	Pittsburgh	6-3	W
Nov. 18	@ New Jersey	5-4	W	Feb. 23	Philadelphia	7-2	W
Nov. 19	Ottawa	6-0	W	Feb. 25	Florida	6-1	W
Nov. 24	NY Islanders	1-1	T	Feb. 28	@ Ottawa	3-2	W*
Nov. 25	@ Pittsburgh	3-5	L	Mar. 1	@ NY Rangers	3-3	T
Nov. 27	@ St. Louis	2-0	W	Mar. 3	Vancouver	0-3	L
Nov. 29	@ NY Rangers	3-5	L	Mar. 6	@ Vancouver	2-5	L
Dec. 1	Hartford	2-1	W	Mar. 8	@ Anaheim	2-3	L*
Dec. 2	@ Boston	4-6	L	Mar. 10	@ San Jose	4-6	L
Dec. 7	@ Philadelphia	3-7	L	Mar. 13	@ Los Angeles	6-2	W
Dec. 8	Washington	2-2	T	Mar. 15	Calgary	1-3	L
Dec. 11	Tampa Bay	1-6	L	Mar. 16	@ Hartford	1-2	L
Dec. 13	Colorado	4-3	W	Mar. 18	@ Montreal	2-3	L
Dec. 15	NY Rangers	5-4	W	Mar. 22	Montreal	1-4	L
Dec. 16	@ New Jersey	3-2	W	Mar. 23	@ Pittsburgh	7-5	W
Dec. 20	Montreal	2-1	W	Mar. 27	@ Detroit	2-4	L
Dec. 22	Boston	2-3	L*	Mar. 29	Philadelphia	5-6	L*
Dec. 23	@ Ottawa	4-2	W	Mar. 31	Boston	5-6	L
Dec. 26	@ Pittsburgh	3-6	L	Apr. 1	@ Montreal	6-4	W
Dec. 27	Ottawa	3-4	L	Apr. 3	Washington	1-5	L
Dec. 29	Chicago	2-5	L	Apr. 5	@ Tampa Bay	4-3	W
Dec. 31	NY Islanders	2-5	L	Apr. 6	@ NY Islanders	0-3	L
Jan. 5	Toronto	3-1	W	Apr. 10	Ottawa	5-2	W
Jan. 6	@ Montreal	7-6	W	Apr. 13	@ Washington	3-2	W
Jan. 10	@ Winnipeg	1-4	L	Apr. 14	Hartford	4-1	W

\* - overtime decision

## 1994-95 Regular-Season Scoring

NO.	PLAYER	GP	G	A	PTS	+/-	PIM	PP	SH	GW	GT	SHOTS	%
89	Alexander Mogilny	44	19	28	47	0	36	12	0	2	1	148	12.8
28	Donald Audette	46	24	13	37	-3	27	13	0	7	0	124	19.4
16	Pat LaFontaine	22	12	15	27	2	4	6	1	3	1	54	22.2
13	Yuri Khmylev	48	8	17	25	8	14	2	1	1	0	71	11.3
26	Derek Plante	47	3	19	22	-4	12	2	0	0	0	94	3.2
8	Doug Bodger	44	3	17	20	-3	47	2	0	0	0	87	3.4
18	Wayne Presley	46	14	5	19	5	41	0	5	2	0	90	15.6
10	Dale Hawerchuk	23	5	11	16	-2	2	2	0	2	0	56	8.9
14	Dave Hannan	42	4	12	16	3	32	0	2	0	0	36	11.1
43	Jason Dawe	42	7	4	11	-6	19	0	1	2	0	51	13.7
17	Craig Simpson	24	4	7	11	-5	26	1	0	0	1	20	20.0
42	Richard Smehlik	39	4	7	11	5	46	0	1	1	0	49	8.2
3	Garry Galley	14	1	9	10	4	10	1	0	0	0	31	3.2
20	Bob Sweeney	45	5	4	9	-6	18	1	2	0	0	47	10.6
44	Alexei Zhitnik	21	2	5	7	-3	34	1	0	0	0	33	6.1
27	Brad May	33	3	3	6	5	87	1	0	0	0	42	7.1
22	Charlie Huddy	32	2	4	6	-1	36	1	0	0	0	40	5.0
5	Craig Muni	40	0	6	6	-4	36	0	0	0	0	32	0.0
7	Philippe Boucher	9	1	4	5	6	0	0	0	0	0	15	6.7
24	Petr Svoboda	26	0	5	5	-5	60	0	0	0	0	22	0.0
33	Mark Astley*	14	2	1	3	-2	12	0	0	0	0	21	9.5
29	Scott Pearson	14	2	1	3	-3	20	0	0	0	0	19	10.5
41	Ken Sutton	12	1	2	3	-2	30	0	0	1	0	12	8.3
6	Doug Houda	28	1	2	3	1	68	0	0	0	0	21	4.8
19	Brian Holzinger*	4	0	3	3	2	0	0	0	0	0	3	0.0
32	Rob Ray	47	0	3	3	-4	173	0	0	0	0	7	0.0
37	Curtis Brown*	1	1	1	2	2	2	0	0	0	0	4	25.0
36	Matthew Barnaby	23	1	1	2	-2	116	0	0	0	0	27	3.7
9	Viktor Gordiounk*	10	0	2	2	-3	0	0	0	0	0	10	0.0
76	Wayne Primeau*	1	1	0	1	-2	0	0	0	1	0	2	50.0
12	Peter Ambroziak*	12	0	1	1	-1	0	0	0	0	0	3	0.0
44	Doug Macdonald*	2	0	0	0	-1	0	0	0	0	0	0	0.0
31	Grant Fuhr	3	0	0	0	0	0	0	0	0	0	0	0.0
29	Denis Tsygurov*	4	0	0	0	-1	4	0	0	0	0	4	0.0
3	Dean Melanson*	5	0	0	0	-1	4	0	0	0	0	1	0.0
35	Robb Stauber	6	0	0	0	0	0	0	0	0	0	0	0.0
39	Dominik Hasek	41	0	0	0	0	2	0	0	0	0	0	0.0

NO.	GOALTENDER	GP	MIN	GAA	W	L	T	EN	SO	GA	SA	SV%
39	Dominik Hasek	41	2416:27	2.11	19	14	7	2	5	85	1221	.930
35	Robb Stauber	6	316:31	3.79	2	3	0	0	0	20	150	.867
31	Grant Fuhr	3	180:00	4.00	1	2	0	0	0	12	85	.859
<b>GOALTENDER TOTALS</b>			<b>2912:58</b>	<b>2.41</b>	<b>22</b>	<b>19</b>	<b>7</b>	<b>2</b>	<b>5</b>	<b>117</b>	<b>1456</b>	<b>.920</b>

\* - rookie

## 1995-96 Regular-Season Scoring

NO.	PLAYER	GP	G	A	PTS	+/-	PIM	PP	SH	GW	GT	SHOTS	%
16	Pat LaFontaine	76	40	51	91	-8	36	15	3	7	1	224	17.9
12	Randy Burridge	74	25	33	58	0	30	6	0	3	0	154	16.2
26	Derek Plante	76	23	33	56	-4	28	4	0	5	0	203	11.3
3	Garry Galley	78	10	44	54	-2	81	7	1	2	0	175	5.7
43	Jason Dawe	67	25	25	50	-8	33	8	1	0	2	130	19.2
10	Brad May	79	15	29	44	6	295	3	0	4	0	168	8.9
44	Alexei Zhitnik	80	6	30	36	-25	58	5	0	0	0	193	3.1
36	Matthew Barnaby	73	15	16	31	-2	335	0	0	0	0	131	11.5
27	Michael Peca	68	11	20	31	-1	67	4	3	1	0	109	10.1
13	Yuri Khmylev	66	8	20	28	-12	40	5	1	1	1	123	6.5
28	Donald Audette	23	12	13	25	0	18	8	0	1	0	92	13.0
19	Brian Holzinger*	58	10	10	20	-21	37	5	0	1	0	71	14.1
21	Mark Astley	60	2	18	20	-12	80	0	0	0	0	80	2.5
41	Dave Hannan	57	6	10	16	2	30	1	1	2	0	40	15.0
17	Brent Hughes	76	5	10	15	-9	148	0	0	0	0	56	8.9
34	Mike Wilson*	58	4	8	12	13	41	1	0	1	0	52	7.7
18	Michal Grosse	22	6	4	10	0	31	2	0	1	1	33	18.2
22	Charlie Huddy	52	5	5	10	-5	59	2	0	1	0	57	8.8
24	Dane Jackson*	22	5	4	9	3	41	0	0	1	0	20	25.0
32	Rob Ray	71	3	6	9	-8	287	0	0	0	1	21	14.3
8	Darryl Shannon	26	2	6	8	10	20	0	0	0	0	25	8.0
25	Rob Conn	28	2	5	7	-9	18	0	0	0	0	36	5.6
8	Doug Bodger	16	0	5	5	-6	18	0	0	0	0	27	0.0
33	Scott Pearson	27	4	0	4	-4	67	0	0	1	0	26	15.4
15	Dixon Ward	8	2	2	4	1	6	0	0	1	0	12	16.7
6	Doug Houda	38	1	3									



# Year-By-Year Results RECORD BOOK

## 1996-97 40-30-12, 1st place

## Northeast Division

Oct. 4	@ Edmonton	3-4	L	Jan. 9	@ Los Angeles	3-6	L
Oct. 6	@ Calgary	0-3	L	Jan. 10	@ Anaheim	2-5	L
Oct. 9	@ Vancouver	2-1	W	Jan. 12	@ Phoenix	3-2	W*
Oct. 12	Detroit	1-6	L	Jan. 15	@ NY Islanders	2-1	W
Oct. 15	Tampa Bay	0-4	L	Jan. 20	Chicago	2-1	W
Oct. 17	Pittsburgh	4-1	W	Jan. 22	Montreal	6-1	W
Oct. 18	@ Washington	4-1	W	Jan. 24	Edmonton	1-3	L
Oct. 24	Montreal	6-3	W	Jan. 25	Hartford	1-5	L
Oct. 26	Hartford	6-3	W	Jan. 29	Pittsburgh	3-1	W
Oct. 27	@ NY Rangers	4-6	L	Jan. 31	Dallas	3-1	W
Oct. 30	@ Dallas	0-2	L	Feb. 2	Washington	2-2	T
Nov. 1	@ St. Louis	4-2	W	Feb. 4	@ Philadelphia	1-1	T
Nov. 2	@ Colorado	0-0	T	Feb. 6	Florida	1-1	T
Nov. 7	Philadelphia	2-5	L	Feb. 8	@ Tampa Bay	3-1	W
Nov. 9	@ Hartford	3-4	L*	Feb. 9	Ottawa	2-1	W
Nov. 11	Florida	3-2	W*	Feb. 12	Montreal	2-2	T
Nov. 12	@ Pittsburgh	0-3	L	Feb. 16	San Jose	6-2	W
Nov. 14	Colorado	5-4	W	Feb. 18	Calgary	5-5	T
Nov. 19	@ Toronto	3-4	L	Feb. 21	NY Islanders	5-2	W
Nov. 21	Toronto	6-3	W	Feb. 23	Boston	5-1	W
Nov. 23	@ Boston	3-2	W*	Feb. 27	@ New Jersey	1-4	L
Nov. 26	@ Florida	3-4	L	Mar. 1	@ Ottawa	3-1	W
Nov. 27	@ Tampa Bay	3-0	W	Mar. 5	Pittsburgh	4-2	W
Nov. 29	Ottawa	3-0	W	Mar. 8	@ Montreal	3-3	T
Nov. 30	@ NY Islanders	3-2	W	Mar. 9	New Jersey	1-4	L
Dec. 4	Vancouver	6-7	L*	Mar. 11	Philadelphia#	7-2	W*
Dec. 6	Anaheim	1-1	T	Mar. 15	@ Philadelphia	7-5	W
Dec. 7	@ Hartford	4-6	L	Mar. 17	Boston##	5-1	W
Dec. 11	@ Montreal	3-2	W*	Mar. 18	@ Pittsburgh	3-5	L
Dec. 13	NY Rangers	0-3	L	Mar. 21	@ Washington	4-1	W
Dec. 14	@ Boston	4-0	W	Mar. 22	@ Florida	2-3	L
Dec. 18	Tampa Bay	5-3	W	Mar. 26	NY Islanders	2-3	L*
Dec. 20	Los Angeles	6-2	W	Mar. 28	@ Detroit	1-2	L*
Dec. 21	@ Ottawa	3-2	W	Mar. 30	@ Chicago	2-3	L
Dec. 23	@ New Jersey	0-0	T	Apr. 1	@ NY Rangers	1-1	T
Dec. 26	Hartford	5-1	W	Apr. 2	Ottawa	0-2	L
Dec. 28	@ Pittsburgh	0-2	L	Apr. 4	NY Rangers	5-1	W
Dec. 31	New Jersey	6-5	W	Apr. 7	@ Hartford	2-4	L
Jan. 3	St. Louis	2-2	T	Apr. 10	@ Boston	5-1	W
Jan. 5	Phoenix	5-1	W	Apr. 12	@ Ottawa	0-1	L
Jan. 7	@ San Jose	1-1	T	Apr. 13	Washington	3-8	L

\* - overtime decision # - rescheduled from March 16 ## - rescheduled from Nov. 16

## 1997-98 36-29-17, 3rd place

## Northeast Division

Oct. 1	@ St. Louis	3-1	W	Jan. 8	@ Los Angeles	2-2	T
Oct. 3	@ Washington	2-6	L	Jan. 10	@ San Jose	2-5	L
Oct. 5	@ Tampa Bay	1-1	T	Jan. 14	@ Toronto	4-1	W
Oct. 7	Dallas	2-4	L	Jan. 15	Vancouver	6-2	W
Oct. 9	Washington	5-2	W	Jan. 20	@ Philadelphia	0-3	L
Oct. 11	@ New Jersey	2-3	L	Jan. 21	Carolina	4-1	W
Oct. 15	@ Carolina	3-3	T	Jan. 23	Tampa Bay	2-1	W
Oct. 17	Montreal	1-5	L	Jan. 27	St. Louis	3-3	T
Oct. 19	@ Chicago	2-5	L	Jan. 30	Phoenix	3-3	T
Oct. 22	Dallas	4-1	W	Feb. 1	@ Florida	5-2	W
Oct. 26	@ Phoenix	1-6	L	Feb. 2	@ Tampa Bay	7-3	W
Oct. 28	@ Colorado	2-3	L	Feb. 4	Boston	2-2	T
Oct. 31	@ Carolina	3-2	W*	Feb. 6	Pittsburgh	2-2	T
Nov. 1	@ Florida	4-3	W*	Feb. 7	@ Montreal	4-1	W
Nov. 6	Florida	2-4	L	Feb. 25	Toronto	2-2	T
Nov. 8	@ Pittsburgh	2-2	T	Feb. 26	@ Boston	1-1	T
Nov. 10	Edmonton	4-4	T	Mar. 1	@ Washington	3-0	W
Nov. 13	Washington	2-3	L	Mar. 2	@ NY Rangers	1-0	W
Nov. 15	New Jersey	2-3	L	Mar. 6	NY Islanders	2-4	L
Nov. 20	@ Boston	5-0	W	Mar. 7	@ Montreal	2-1	W
Nov. 22	@ NY Islanders	6-1	W	Mar. 10	@ NY Islanders	2-2	T
Nov. 24	@ Pittsburgh	1-5	L	Mar. 12	San Jose	3-1	W
Nov. 26	Philadelphia	1-3	L	Mar. 14	@ Pittsburgh	1-2	L
Nov. 28	NY Rangers	3-3	T	Mar. 15	Pittsburgh	3-0	W
Dec. 1	@ Philadelphia	1-1	T	Mar. 17	Chicago	3-5	L
Dec. 3	Anaheim	4-0	W	Mar. 19	Florida	6-1	W
Dec. 5	Tampa Bay	4-0	W	Mar. 21	Boston	1-2	L
Dec. 6	@ Ottawa	0-3	L	Mar. 24	@ Calgary	2-0	W
Dec. 11	@ Boston	1-2	L	Mar. 26	@ Vancouver	5-2	W
Dec. 12	Carolina	3-2	W*	Mar. 27	@ Edmonton	1-0	W
Dec. 15	@ Dallas	4-8	L	Mar. 29	@ Detroit	2-4	L
Dec. 17	@ NY Islanders	0-4	L	Apr. 1	Los Angeles	4-0	W
Dec. 19	Montreal	1-0	W	Apr. 3	Boston	5-4	W
Dec. 21	@ NY Rangers	2-0	W	Apr. 5	Ottawa	0-1	L
Dec. 23	Detroit	1-3	L	Apr. 8	Carolina	3-1	W
Dec. 26	NY Rangers	3-0	W	Apr. 10	Montreal	2-1	W
Dec. 27	@ Carolina	1-4	L	Apr. 11	@ Ottawa	4-4	T
Dec. 29	New Jersey	1-3	L	Apr. 13	Philadelphia	2-1	W
Dec. 31	Ottawa	3-0	W	Apr. 15	@ New Jersey	4-5	L*
Jan. 2	Colorado	2-2	T	Apr. 18	@ Montreal	3-3	T
Jan. 7	@ Anaheim	3-2	W	Apr. 19	Ottawa	1-2	L

\* - overtime decision

## 1996-97 Regular-Season Scoring

NO.	PLAYER	GP	G	A	PTS	+/-	PIM	PP	SH	GW	GT	SHOTS	%
26	Derek Plante	82	27	26	53	14	24	5	0	6	1	191	14.1
19	Brian Holzinger	81	22	29	51	9	54	2	2	6	0	142	15.5
28	Donald Audette	73	28	22	50	-6	48	8	0	5	1	182	15.4
27	Michael Peca	79	20	29	49	26	80	5	6	4	0	137	14.6
43	Jason Dawe	81	22	26	48	14	32	4	1	3	0	136	16.2
15	Dixon Ward	79	13	32	45	17	36	1	2	4	0	93	14.0
36	Matthew Barnaby	68	19	24	43	16	249	2	0	1	0	121	15.7
3	Garry Galley	71	4	34	38	10	102	1	1	1	0	84	4.8
18	Michal Grosek	82	15	21	36	25	71	1	0	2	1	117	12.8
44	Alexei Zhitnik	80	7	28	35	10	95	3	1	0	1	170	4.1
12	Randy Burridge	55	10	21	31	17	20	1	3	0	0	85	11.8
8	Darryl Shannon	82	4	19	23	23	112	1	0	1	0	94	4.3
4	Mike Wilson	77	2	9	11	13	51	0	0	1	0	57	3.5
81	Miroslav Satan	12	8	2	10	1	4	2	0	1	0	29	27.6
32	Rob Ray	82	7	3	10	3	286	0	0	1	0	45	15.6
74	Jay McKee*	43	1	9	10	3	35	0	0	0	0	29	3.4
16	Pat LaFontaine	13	2	6	8	-8	4	1	0	0	0	38	5.3
38	Barrie Moore*	31	2	6	8	1	18	1	0	0	0	42	4.8
6	Bob Boughner	77	1	7	8	12	225	0	0	0	0	34	2.9
37	Curtis Brown*	28	4	3	7	4	18	0	0	1	0	31	12.9
10	Brad May	42	3	4	7	-8	106	1	0	1	0	75	4.0
93	Anatoli Semenov	25	2	4	6	-3	2	1	0	1	0	21	9.5
76	Wayne Primeau*	45	2	4	6	-2	64	1	0	0	0	25	8.0
5	Ed Roman	18	1	4	5	4	11	0	0	0	0	10	10.0
39	Dominik Hasek	67	0	3	3	0	30	0	0	0	0	0	0.0
22	Charlie Huddy	1	0	0	0	-1	0	0	0	0	0	0	0.0
40	Rumun Ndur*	2	0	0	0	1	2	0	0	0	0	0	0.0
30	Andrei Trefilov	3	0	0	0	0	0	0	0	0	0	0	0.0
25	Vaclav Varada*	5	0	0	0	0	2	0	0	0	0	2	0.0
31	Steve Shields*	13	0	0	0	0	4	0	0	0	0	0	0.0

NO.	GOALTENDER	GP	MIN	GAA	W	L	T	EN	SO	GA	SA	SV%
39	Dominik Hasek	67	4036:59	2.27	37	20	10	3	5	153	2177	.930
31	Steve Shields*	13	789:19	2.96	3	8	2	2	0	39	447	.913
30	Andrei Trefilov	3	158:39	3.78	0	2	0	1	0	10	98	.898
<b>GOALTENDER TOTALS</b>			<b>4984:57</b>	<b>2.43</b>	<b>40</b>	<b>30</b>	<b>12</b>	<b>6</b>	<b>5</b>	<b>202</b>	<b>2722</b>	<b>.926</b>

\* - rookie

## 1997-98 Regular-Season Scoring

NO.	PLAYER	GP	G	A	PTS	+/-	PIM	PP	SH	GW	GT	SHOTS	%
81	Miroslav Satan	79	22	24	46	2	34	9	0	4	0	139	15.8
44	Alexei Zhitnik	78	15	30	45	19	102	2	3	3	2	191	7.9
28	Donald Audette	75	24	20	44	10	59	10	0	5	1	198	12.1
27	Michael Peca	61	18	22	40	12	57	6	5	1	1	132	13.6
17	Jason Dawe	68	19	17	36	10	36	4	1	3	1	115	16.5
19	Brian Holzinger	69	14	21	35	-2	36	4	2	1	1	116	12.1
5	Jason Woolley	71	9	26	35	8	35	3	0	2	1	129	7.0
26	Derek Plante	72	13	21	34	8	26	5	0	1	0	150	8.7
18	Michal Grosek	67	10	20	30	9	60	2	0	1	0	114	8.8
36	Matthew Barnaby	72	5	20	25	8	289	0	0	2	0	96	5.2
37	Curtis Brown	63	12	24	11	34	1	1	2	1	2	91	13.2
15	Dixon Ward	71	10	13	23	9	42	0	2	3	1	99	10.1
8	Darryl Shannon	76	3	19	22	26	56	1	0	1	0	85	3.5
42	Richard Smehlik	72	3	17	20	11	62	0	1	0	0	90	3.3
74	Jay McKee	56	1	13	14	-1	42	0	0	0	0	55	1.8
22	Wayne Primeau	69	6	6	12	9	87	2	0	1	0	51	11.8
25	Vaclav Varada*	27	5	6	11	0	15	0	0	1	1	27	18.5
10	Brad May	36	4	7	11	2	113	0	0	0	0	41	9.8
12	Randy Burridge	30	4	6	10	0	0	1	0	1	0	40	10.0
80	Geoff Sanderson	26	4	5	9	6	20	0	0	2	0	72	5.6
4	Mike Wilson	66	4	4	8	13	48	0	0	1	0	52	7.7
32	Rob Ray	63	2	4	6	2	234	1	0	1	0	19	10.5
9	Erik Rasmussen*	21	2	3	5	2	14	0	0	0	0	28	7.1
6	Bob Boughner	69	1	3	4	5	165	0	0	0	0	26	3.8
24	Paul Kruse	12	1	1	2	1	49	0	0	0	0	8	12.5
39	Dominik Hasek	72	0	2	2	0	12	0	0	0	0	0	0.0
40	Rumun Ndur*	1	0	0	0	-1	2	0	0	0	0	0	



# Year-By-Year Results RECORD BOOK

## 1998-99 37-28-17, 4th place

## Northeast Division

Oct. 10	@ Dallas	1-4	L	Jan. 18	@ Florida	4-0	W
Oct. 12	@ Colorado	3-0	W	Jan. 19	@ Tampa Bay	1-2	L
Oct. 16	Florida	2-2	T	Jan. 26	Phoenix	1-1	T
Oct. 17	@ Montreal	4-3	W	Jan. 28	Nashville	2-4	L
Oct. 23	Washington	0-1	L	Jan. 30	Los Angeles	4-1	W
Oct. 24	@ NY Islanders	4-5	L	Feb. 2	@ Pittsburgh	3-5	L
Oct. 27	@ NY Rangers	0-0	T	Feb. 3	Colorado	3-5	L
Oct. 30	Toronto	4-1	W	Feb. 6	@ Montreal	2-3	L
Oct. 31	@ Toronto	6-3	W	Feb. 7	@ Washington	1-3	L
Nov. 3	Boston	4-2	W	Feb. 9	@ Ottawa	1-1	T
Nov. 7	@ Philadelphia	2-2	T	Feb. 11	Montreal	5-2	W
Nov. 10	Ottawa	2-2	T	Feb. 13	NY Islanders	2-2	T
Nov. 12	@ Washington	2-0	W	Feb. 15	Carolina	3-2	W
Nov. 14	Chicago	6-1	W	Feb. 17	Toronto	2-3	L*
Nov. 20	Toronto	4-1	W	Feb. 19	San Jose	4-2	W
Nov. 21	@ Toronto	1-2	L	Feb. 21	Detroit	4-4	T
Nov. 25	NY Rangers	4-2	W	Feb. 24	@ Calgary	2-2	T
Nov. 28	@ Florida	2-6	L	Feb. 26	@ Edmonton	3-6	L
Nov. 29	@ Tampa Bay	6-3	W	Feb. 28	@ Vancouver	2-0	W
Dec. 2	Florida	2-1	W	Mar. 3	Edmonton	3-5	L
Dec. 4	Philadelphia	3-0	W	Mar. 5	Dallas	2-1	W
Dec. 5	@ Nashville	3-1	W	Mar. 7	Philadelphia	1-1	T
Dec. 8	@ St. Louis	2-2	T	Mar. 8	@ Carolina	1-4	L
Dec. 11	NY Rangers	2-0	W	Mar. 11	Tampa Bay	2-5	L
Dec. 12	@ Boston	4-1	W	Mar. 13	Boston	3-1	W
Dec. 18	Montreal	4-2	W	Mar. 15	NY Islanders	2-1	W
Dec. 19	Carolina	2-3	L	Mar. 19	@ NY Rangers	3-2	W*
Dec. 21	@ Carolina	4-1	W	Mar. 23	@ New Jersey	1-1	T
Dec. 23	Tampa Bay	2-0	W	Mar. 24	@ Detroit	1-2	L
Dec. 26	@ New Jersey	2-0	W	Mar. 27	@ Pittsburgh	1-1	T
Dec. 28	New Jersey	4-7	L	Mar. 28	Pittsburgh	4-3	W*
Dec. 30	Ottawa	2-3	L*	Mar. 31	@ Chicago	1-2	L
Jan. 1	Anaheim	2-7	L	Apr. 3	@ Montreal	1-2	L
Jan. 2	Calgary	7-1	W	Apr. 5	Pittsburgh	3-1	W
Jan. 6	@ Anaheim	3-2	W*	Apr. 6	@ NY Islanders	4-3	W
Jan. 7	@ Los Angeles	2-4	L	Apr. 9	Florida	3-1	W
Jan. 9	@ San Jose	2-2	T	Apr. 10	@ Ottawa	1-1	T
Jan. 11	@ Phoenix	0-1	L	Apr. 13	@ Philadelphia	2-2	T
Jan. 13	St. Louis	2-4	L	Apr. 14	New Jersey	1-2	L
Jan. 15	@ Boston	2-1	W	Apr. 17	@ Boston	1-2	L*
Jan. 16	@ Ottawa	1-1	T	Apr. 18	Washington	3-0	W

\* - overtime decision

## 1999-00 35-32-11-4, 3rd place

## Northeast Division

Oct. 2	@ Detroit	0-2	L	Jan. 8	@ Ottawa	7-4	W
Oct. 8	Washington	2-3	L	Jan. 13	@ Boston	0-0	T
Oct. 9	@ Atlanta	5-5	T	Jan. 14	Montreal	1-2	L
Oct. 11	Phoenix	2-2	T	Jan. 17	@ Anaheim	5-0	W
Oct. 16	@ Montreal	1-2	L	Jan. 18	@ Los Angeles	3-5	L
Oct. 17	@ Philadelphia	2-5	L	Jan. 20	@ Phoenix	1-2	L
Oct. 20	Nashville	3-4	L	Jan. 22	@ Carolina	1-4	L
Oct. 22	Carolina	7-3	W	Jan. 25	Tampa Bay	2-1	W
Oct. 23	@ Ottawa	0-4	L	Jan. 28	Ottawa	1-0	W
Oct. 27	Tampa Bay	4-3	W	Jan. 29	@ Boston	0-1	L
Oct. 29	Florida	3-2	W*	Feb. 1	Anaheim	2-2	T
Oct. 30	@ Boston	0-3	L	Feb. 3	Ottawa	4-2	W
Nov. 3	@ Dallas	3-1	W	Feb. 8	@ Colorado	2-0	W
Nov. 4	@ Chicago	5-4	W*	Feb. 10	@ Nashville	2-1	W*
Nov. 6	NY Islanders	2-1	W	Feb. 12	@ Philadelphia	2-3	O*
Nov. 10	Boston	6-2	W	Feb. 13	Edmonton	2-2	T
Nov. 12	@ Tampa Bay	2-4	L	Feb. 16	@ Pittsburgh	1-1	T
Nov. 13	@ Florida	1-3	L	Feb. 17	Vancouver	1-2	L
Nov. 16	@ Pittsburgh	2-3	L	Feb. 19	Los Angeles	4-1	W
Nov. 19	@ Atlanta	4-0	W	Feb. 21	New Jersey	3-2	W
Nov. 20	Atlanta	4-3	W	Feb. 25	NY Rangers	3-6	L
Nov. 24	Washington	5-2	W	Feb. 26	@ Toronto	2-5	L
Nov. 26	St. Louis	0-2	L	Feb. 28	@ Florida	5-2	W
Nov. 28	@ Tampa Bay	3-2	W*	Mar. 1	@ NY Rangers	3-3	T
Nov. 30	Pittsburgh	1-4	L	Mar. 4	@ NY Islanders	2-4	L
Dec. 2	Philadelphia	2-4	L	Mar. 5	@ Washington	1-2	L
Dec. 4	NY Rangers	1-1	T	Mar. 8	Boston	2-1	W*
Dec. 6	@ Toronto	2-3	O*	Mar. 10	Montreal	2-3	L
Dec. 8	Ottawa	0-0	T	Mar. 12	NY Islanders	4-2	W
Dec. 10	Chicago	2-1	W	Mar. 15	@ San Jose	5-6	O*
Dec. 14	Philadelphia	3-1	W	Mar. 16	@ Vancouver	3-6	L
Dec. 17	Florida	2-4	L	Mar. 18	@ Calgary	5-1	W
Dec. 18	@ NY Islanders	2-2	T	Mar. 20	Montreal	4-1	W
Dec. 21	@ NY Rangers	3-1	W	Mar. 23	Calgary	4-2	W
Dec. 23	Colorado	2-1	W	Mar. 27	@ Carolina	5-1	W
Dec. 27	@ New Jersey	1-4	L	Mar. 31	Carolina	1-3	L
Dec. 28	Detroit	2-7	L	Apr. 1	@ Montreal	2-0	W
Jan. 1	Toronto	8-1	W	Apr. 3	Toronto	3-2	W
Jan. 3	@ Toronto	2-6	L	Apr. 6	@ New Jersey	5-0	W
Jan. 4	Atlanta	4-5	L	Apr. 7	Pittsburgh	1-2	O*
Jan. 6	New Jersey	3-6	L	Apr. 9	@ Washington	1-1	T

\* - overtime decision

## 1998-99 Regular-Season Scoring

NO.	PLAYER	GP	G	A	PTS	+/-	PIM	PP	SH	GW	GT	SHOTS	%
81	Miroslav Satan	81	40	29	66	24	44	13	3	6	1	208	19.2
27	Michael Peca	82	27	26	56	7	81	10	0	8	1	199	13.6
18	Michal Grosek	76	20	30	50	21	102	4	0	3	1	140	14.3
37	Curtis Brown	78	16	31	47	23	56	5	1	3	3	128	12.5
15	Dixon Ward	78	20	24	44	10	44	2	1	4	1	101	19.8
5	Jason Woolley	80	10	33	43	16	62	4	0	2	1	154	6.5
19	Brian Holzinger	81	17	17	34	2	45	5	0	2	0	143	11.9
44	Alexei Zhitnik	81	7	26	33	-6	96	3	1	2	0	185	3.8
25	Vaclav Varada	72	7	24	31	11	61	1	0	1	0	123	5.7
80	Geoff Sanderson	75	12	18	30	8	22	1	0	1	0	155	7.7
26	Derek Plante	41	4	11	15	3	12	0	0	0	0	66	6.1
8	Darryl Shannon	71	3	12	15	28	52	1	0	0	1	80	3.8
42	Richard Smehlik	72	3	11	14	-9	44	0	0	0	0	61	4.9
22	Wayne Primeau	67	5	8	13	-6	38	0	0	0	1	55	9.1
9	Erik Rasmussen*	42	3	7	10	6	37	0	0	0	0	40	7.5
36	Matthew Barnaby	44	4	4	8	-2	143	0	0	3	0	52	7.7
3	James Patrick	45	1	7	8	12	16	0	0	0	0	31	3.2
74	Jay McKee	72	0	6	6	20	75	0	0	0	0	57	0.0
17	Randy Cunneynworth	14	2	2	4	1	0	0	0	1	0	12	16.7
41	Stu Barnes	18	0	4	4	1	10	0	0	0	0	25	0.0
32	Rob Ray	76	0	4	4	-2	261	0	0	0	0	23	0.0
24	Paul Kruse	43	3	0	3	0	114	0	0	0	0	33	9.1
4	Mike Wilson	30	1	2	3	10	47	0	0	1	0	40	2.5
90	Joe Juneau	9	1	1	2	-1	2	0	0	0	0	8	12.5
4	Rhett Warren	13	1	0	1	3	20	0	0	0	0	11	9.1
34	Jean-Luc Grand-Pierre*	16	0	1	1	0	17	0	0	0	0	11	0.0
21	Mike Hurlbut	1	0	0	0	2	0	0	0	0	0	2	0.0
46	Dean Sylvester*	1	0	0	0	-1	0	0	0	0	0	1	0.0
29	Jason Holland*	3	0	0	0	-1	8	0	0	0	0	2	0.0
83	Domenic Pitis*	3	0	0	0	0	2	0	0	0	0	1	0.0
6	Cory Sarich*	4	0	0	0	3	0	0	0	0	0	2	0.0
43	Martin Biron*	6	0	0	0	0	0	0	0	0	0	0	0.0
40	Rumun Ndur	8	0	0	0	1	16	0	0	0	0	21	4.8
30	Dwayne Roloson	18	0	0	0	0	4	0	0	0	0	0	0.0
39	Dominik Hasek	64	0	0	0	0	14	0	0	0	0	0	0.0

NO.	GOALTENDER	GP	MIN	GAA	W	L	T	EN	SO	GA	SA	SV%
39	Dominik Hasek	64	3816:43	1.87	30	18	14	2	9	119	1877	.937
30	Dwayne Roloson	18	910:49	2.77	6	8	2	1	1	42	460	.909
43	Martin Biron*	6	280:40	2.14	1	2	1	0	1	10	120	.917
<b>GOALTENDER TOTALS</b>			<b>5008:12</b>	<b>2.05</b>	<b>37</b>	<b>28</b>	<b>17</b>	<b>4</b>	<b>10</b>	<b>171</b>	<b>2457</b>	<b>.930</b>

\* - rookie

## 1999-00 Regular-Season Scoring

NO.	PLAYER	GP	G	A	PTS	+/-	PIM	PP	SH	GW	GT	SHOTS	%
81	Miroslav Satan	81	33	34	67	16	32	5	3	5	1	265	12.5
37	Curtis Brown	74	22	29	51	19	42	5	0	4	1	149	14.8
41	Stu Barnes	82	20	25	45	-3	16	8	2	2	0	137	14.6
27	Michael Peca	73	20	21	41	6	67	2	0	3	0	144	13.9
25	Vaclav Varada	76	10	27	37	12	62	0	0	0	0	140	7.1
61	Maxim Afinogenov*	65	16	18	34	-4	41	2	0	2	0	128	12.5
18	Michal Grosek	61	11	23	34	12	35	2	0	2	0	96	11.5
5	Jason Woolley	74	8	25	33	14	52	2	0	2	0	113	7.1
8	Geoff Sanderson	67	13	13	26	4	22	4	0	3	0	136	9.6
19	Brian Holzinger	59	7	17	24	4	30	0	1	2	0	81	8.6
15	Dixon Ward	71	11	9	20	1	41	1	2	2	0	101	10.9
29	Vladimir Tsyplovskov	34	6	13	19	17	10	0	0	1	0	46	13.0
74	Jay McKee	78	5	12	17	5	50	1	0	1	0	84	6.0
93	Doug Gilmour	11	3	14	17	3	12	2	0	0	0	13	23.1
9	Erik Rasmussen	67	8	6	14	1	43	0	0	2	0	76	10.5
3	James Patrick	66	5	8	13	8	22	0	0	3	0	40	12.5
44	Alexei Zhitnik	74	2	11	13	-6	95	1	0	0	0	139	1.4
22	Wayne Primeau	41	5	7	12	-8	38	2	0	1	0	40	12.5
42	Richard Smehlik	64	2	9	11	13	50	0	0	0	0	67	3.0
77	Chris Gratton	14	1	7	8	1	15	0	0	0	0	34	2.9
51	Brian Campbell*	12	1	4	5	-2	4	0	0	0	0	10	10.0
32	Rob Ray	69	1	3	4	0	158	0	0	0	0	17	5.9
6	Cory Sarich												







# Year-By-Year Results RECORD BOOK

## 2002-03 27-37-10-8, 5th place Northeast Division

Oct. 10	NY Islanders	5-1	W	Jan. 11	@ Montreal	3-2	W
Oct. 12	@ Montreal	6-1	W	Jan. 14	@ Minnesota	1-0	W
Oct. 13	@ Chicago	0-3	L	Jan. 16	@ San Jose	2-2	T
Oct. 17	NY Rangers	4-4	T	Jan. 18	@ Phoenix	1-0	W
Oct. 19	Phoenix	2-3	L	Jan. 21	Pittsburgh	0-0	T
Oct. 22	Philadelphia	2-1	W	Jan. 24	Toronto	4-0	W
Oct. 25	New Jersey	1-2	L	Jan. 25	@ Ottawa	3-4	O*
Oct. 26	@ Pittsburgh	2-5	L	Jan. 27	Nashville	1-5	L
Oct. 29	@ Vancouver	1-1	T	Jan. 30	@ St. Louis	1-2	O*
Oct. 31	@ Calgary	0-3	L	Feb. 4	@ New Jersey	1-4	L
Nov. 1	@ Edmonton	1-1	T	Feb. 7	Vancouver	2-4	L
Nov. 3	@ Columbus	2-3	L	Feb. 8	@ NY Islanders	1-3	L
Nov. 7	@ Carolina	0-2	L	Feb. 11	St. Louis	2-3	L
Nov. 9	Atlanta	4-6	L	Feb. 13	@ Detroit	2-4	L
Nov. 12	Boston	3-4	L	Feb. 15	NY Rangers	5-4	W
Nov. 15	Toronto	2-3	L	Feb. 17	@ Atlanta	3-4	O*
Nov. 16	@ Ottawa	1-4	L	Feb. 19	Montreal	2-1	W*
Nov. 19	@ New Jersey	3-4	O*	Feb. 21	Los Angeles	1-4	L
Nov. 22	Columbus	5-4	W	Feb. 23	@ Tampa Bay	4-1	W
Nov. 23	@ Boston	1-4	L	Feb. 24	@ Florida	2-2	T
Nov. 27	Tampa Bay	1-1	T	Feb. 26	@ Washington	2-3	L
Nov. 29	Pittsburgh	1-4	L	Feb. 28	Dallas	5-3	W
Nov. 30	@ Toronto	1-3	L	Mar. 1	@ NY Islanders	1-2	O*
Dec. 4	Anaheim	4-0	W	Mar. 4	Washington	1-2	L
Dec. 6	@ NY Rangers	4-1	W	Mar. 6	Toronto	4-2	W
Dec. 7	Washington	4-3	W	Mar. 8	@ Florida	4-0	W
Dec. 10	Ottawa	2-4	L	Mar. 9	@ Tampa Bay	1-1	T
Dec. 13	Chicago	1-1	T	Mar. 12	Carolina	2-3	O*
Dec. 14	@ Philadelphia	0-2	L	Mar. 14	Tampa Bay	2-4	L
Dec. 18	Boston	4-2	W	Mar. 15	@ Atlanta	3-5	L
Dec. 20	Florida	0-3	L	Mar. 18	Philadelphia	5-2	W
Dec. 21	@ Montreal	2-6	L	Mar. 19	@ NY Rangers	0-3	L
Dec. 23	@ Pittsburgh	2-5	L	Mar. 22	@ Toronto	2-3	O*
Dec. 26	Ottawa	2-3	L	Mar. 24	Colorado	4-3	W*
Dec. 28	Minnesota	3-4	L	Mar. 26	Florida	2-1	W
Dec. 30	@ Washington	3-4	L	Mar. 28	Montreal	4-1	W
Dec. 31	NY Islanders	0-1	O*	Mar. 29	@ Carolina	3-1	W
Jan. 3	Carolina	6-3	W	Mar. 31	@ Dallas	0-3	L
Jan. 4	@ Ottawa	2-1	W*	Apr. 2	Atlanta	4-3	W
Jan. 7	@ Philadelphia	2-3	L	Apr. 5	@ Boston	5-8	L
Jan. 10	Boston	4-2	W	Apr. 6	New Jersey	2-2	T

\* - overtime decision

## 2003-04 37-34-5-4, 5th place Northeast Division

Oct. 9	@ Philadelphia	0-2	L	Jan. 7	Philadelphia	1-1	T
Oct. 11	NY Islanders	0-6	L	Jan. 9	Ottawa	3-2	W
Oct. 13	Dallas	4-3	W	Jan. 12	@ Boston	3-4	L
Oct. 16	@ Edmonton	1-4	L	Jan. 13	Philadelphia	6-2	W
Oct. 18	@ Calgary	2-0	W	Jan. 15	Boston	0-1	L
Oct. 20	@ Vancouver	1-6	L	Jan. 17	@ NY Islanders	2-4	L
Oct. 23	@ Los Angeles	5-1	W	Jan. 20	@ Atlanta	1-4	L
Oct. 24	@ Anaheim	5-2	W	Jan. 22	@ Boston	3-2	W
Oct. 26	@ Colorado	3-1	W	Jan. 24	@ Philadelphia	1-2	L
Oct. 28	Minnesota	1-3	L	Jan. 25	@ Carolina	4-2	W
Oct. 30	Toronto	5-3	W	Jan. 27	Montreal	4-1	W
Nov. 1	@ Toronto	1-1	T	Jan. 30	@ NY Rangers	3-1	W
Nov. 5	Atlanta	4-7	L	Jan. 31	NY Rangers	3-1	W
Nov. 7	Montreal	2-1	W	Feb. 5	Boston	2-6	L
Nov. 8	@ Montreal	0-3	L	Feb. 10	San Jose	2-1	W
Nov. 12	New Jersey	2-2	#	Feb. 13	Los Angeles	8-3	W
Nov. 14	Pittsburgh	1-2	O*	Feb. 14	@ Toronto	6-4	W
Nov. 17	@ Ottawa	2-1	W	Feb. 16	Atlanta	7-2	W
Nov. 19	@ New Jersey	1-4	L	Feb. 18	Florida	1-1	T
Nov. 21	Carolina	5-0	W	Feb. 20	Tampa Bay	4-3	W*
Nov. 22	@ Tampa Bay	1-2	L	Feb. 21	@ NY Islanders	1-4	L
Nov. 24	@ Florida	1-2	L	Feb. 25	@ New Jersey	2-8	L
Nov. 26	Washington	5-2	W	Feb. 27	NY Islanders	2-4	L
Nov. 28	Florida	4-3	W	Feb. 28	@ Ottawa	1-7	L
Nov. 29	@ Nashville	1-4	L	Mar. 3	Ottawa	4-3	W
Dec. 3	@ Chicago	3-2	W	Mar. 6	@ Toronto	5-1	W
Dec. 4	Phoenix	2-3	L	Mar. 7	St. Louis	1-5	L
Dec. 6	Tampa Bay	1-3	L	Mar. 10	@ Washington	6-0	W
Dec. 10	Detroit	2-7	L	Mar. 11	Boston	2-3	O*
Dec. 12	NY Rangers	1-3	L	Mar. 13	@ Boston	2-3	O*
Dec. 13	@ Minnesota	2-3	L	Mar. 15	Toronto	5-6	O*
Dec. 16	@ Pittsburgh	1-2	L	Mar. 17	@ Atlanta	4-3	W*
Dec. 19	New Jersey	2-5	L	Mar. 18	@ Tampa Bay	1-3	L
Dec. 23	Ottawa	2-2	T	Mar. 20	@ Florida	2-1	W
Dec. 26	Carolina	3-1	W	Mar. 24	Montreal	2-1	W
Dec. 27	@ Washington	3-1	W	Mar. 26	Pittsburgh	5-1	W
Dec. 29	@ Carolina	1-2	L	Mar. 27	@ Pittsburgh	2-2	T
Dec. 31	Washington	7-1	W	Mar. 29	Columbus	6-0	W
Jan. 2	Anaheim	5-2	W	Mar. 31	@ NY Rangers	4-3	W
Jan. 3	@ Toronto	3-3	T	Apr. 2	Toronto	0-2	L
Jan. 6	@ Montreal	1-3	L	Apr. 3	@ Montreal	3-6	L

\* - overtime decision # - played at Blue Cross Arena (Rochester, NY)

## 2002-03 Regular-Season Scoring

NO.	PLAYER	GP	G	A	PTS	+/-	PIM	PP	SH	GW	GT	SHOTS	%
81	Miroslav Satan	79	26	49	75	-3	20	11	1	3	1	240	10.8
77	Chris Gratton	66	15	29	44	-5	86	4	0	2	0	187	8.0
12	Ales Kotalik*	68	21	14	35	-2	30	4	0	2	2	138	15.2
17	JP Dumont	76	14	21	35	-14	44	2	0	2	0	135	10.4
41	Stu Barnes	68	11	21	32	-13	20	2	1	2	0	124	8.9
37	Curtis Brown	74	15	16	31	4	40	3	4	4	0	144	10.4
24	Taylor Pyatt	78	14	14	28	-8	38	2	0	0	0	110	12.7
71	Jochen Hecht	49	10	16	26	4	30	2	0	2	0	145	6.9
18	Tim Connolly	80	12	13	25	-28	32	6	0	2	0	159	7.5
45	Dmitri Kalinin	65	8	13	21	-7	57	3	1	0	1	83	9.6
44	Alexei Zhitnik	70	3	18	21	-5	85	0	0	1	0	138	2.2
51	Brian Campbell	65	2	17	19	-8	20	0	0	1	0	90	2.2
22	Adam Mair	79	6	11	17	-4	146	0	1	1	0	83	7.2
3	James Patrick	69	4	12	16	-3	26	2	0	1	0	63	6.3
10	Henrik Tallinder*	46	3	10	13	-3	28	1	0	0	0	37	8.1
48	Daniel Briere	14	7	5	12	-	12	5	0	1	1	39	17.9
25	Vaclav Varada	44	7	4	11	-2	23	1	0	0	0	64	10.9
61	Maxim Afinogenov	35	5	6	11	-12	21	2	0	2	0	77	6.5
4	Rhett Warrener	50	0	9	9	1	63	0	0	0	0	47	0.0
26	Eric Boulton	58	1	5	6	1	178	0	0	0	0	33	3.0
28	Jason Botterill	17	1	4	5	1	14	1	0	0	0	20	5.0
74	Jay McKee	59	0	5	5	-16	49	0	0	0	0	44	0.0
16	Chris Taylor	11	1	3	4	-1	2	0	0	0	0	10	10.0
8	Rory Fitzpatrick	36	1	3	4	-7	16	0	0	0	0	29	3.4
5	Jason Woolley	14	0	3	3	-1	29	0	0	0	0	29	0.0
55	Denis Hamel	25	2	0	2	-4	17	0	0	1	0	41	4.9
19	Norman Milley*	8	0	2	2	-2	6	0	0	0	0	8	0.0
15	Milan Bartovic*	3	1	0	1	0	0	0	0	0	0	5	20.0
43	Martin Biron	54	0	1	1	0	12	0	0	0	0	0	0.0
6	Doug Houda	1	0	0	0	-2	2	0	0	0	0	1	0.0
60	Paul Gaustad*	1	0	0	0	0	0	0	0	0	0	0	0.0
23	Sean McMorrow*	1	0	0	0	0	0	0	0	0	0	0	0.0
33	Doug Janik*	6	0	0	0	1	2	0	0	0	0	1	0.0
29	Jaroslav Kristek*	6	0	0	0	-2	4	0	0	0	0	4	0.0
21	Radoslav Hecl	14	0	0	0	0	2	0	0	0	0	3	0.0
30	Ryan Miller*	15	0	0	0	0	0	0	0	0	0	0	0.0
35	Mika Noronen*	16	0	0	0	0	0	0	0	0	0	0	0.0
32	Rob Ray	41	0	0	0	-5	92	0	0	0	0	14	0.0

NO.	GOALTENDER	GP	MIN	GAA	W	L	T	EN	SO	GA	SA	SV%
43	Martin Biron	54	3169:33	2.56	17	28	6	5	4	135	1468	.908
30	Ryan Miller*	15	912:19	2.63	6	8	1	1	1	40	410	.902
35	Mika Noronen*	16	891:21	2.42	4	9	3	2	1	36	411	.912
<b>GOALTENDER TOTALS</b>			<b>4973:13</b>	<b>2.55</b>	<b>27</b>	<b>45</b>	<b>10</b>	<b>8</b>	<b>6</b>	<b>211</b>	<b>2289</b>	<b>.908</b>

\* - rookie

## 2003-04 Regular-Season Scoring

NO.	PLAYER	GP	G	A	PTS	+/-	PIM	PP	SH	GW	GT	SHOTS	%
48	Daniel Briere	82	28	37	65	-7	70	11	0	3	0	194	14.4
81	Miroslav Satan	82	29	28	57	-15	30	11	1	5	0	206	14.1
17	JP Dumont	77	22	31	53	-9	40	10	0	1	0	156	14.1
23	Chris Drury	76	18	35	53	8	68	5	1	2	0	152	11.8
55	Jochen Hecht	64	15	37	52	17	49	2	1	0	0	174	8.6
45	Dmitri Kalinin	77	10	24	34	0	42	2	1	4	0	118	8.5
61	Maxim Afinogenov	73	17	14	31	-4	57	3	0	4	1	148	11.5
44	Alexei Zhitnik	68	4	24	28	-13	102	2	0	0	1	134	3.0
12	Ales Kotalik	62	15	11	26	-1	41	2	0	3	0	142	10.6
37	Curtis Brown	68	9	12	21	2	30	2	1	2	0	117	7.7
24	Taylor Pyatt	63	8	12	20	-7	25	1	2	4	0	98	8.2
22	Adam Mair	81	6	14	20	-3	146	1	0	1	0	82	7.3
9	Derek Roy*	49	9	10	19	-8	12	1	0	4	0	71	12.7
16	Chris Taylor	54	6	6	12	-2	22	0	0	0	0	50	12.0
3	James Patrick	55	4	7	11	11	12	0	0	1	0	44	9.1
8	Rory Fitzpatrick	60	4	7	11	-5	44	2	0	2	0	78	5.1
51	Brian Campbell	53	3	8	11	-8	12	0	0	0	0	45	6.7
10	Henrik Tallinder	72	1	9	10	5	26	0	0	0	0	63	1.6
25	Mike Grier	14	1	8	9	10	4	0	0	0	0	18	5.6
15	Milan Bartovic*	23	1	8	9	1	18	0	0	0	0	30	3.3
5	Andy Delmore												



# Year-By-Year Results RECORD BOOK

## 2005-06 52-24-6, 2nd place

## Northeast Division

Oct. 10	NY Islanders	5-1	W	Jan. 11	@ Montreal	3-2	W
Oct. 12	@ Montreal	6-1	W	Jan. 14	@ Minnesota	1-0	W
Oct. 13	@ Chicago	0-3	L	Jan. 16	@ San Jose	2-2	T
Oct. 17	NY Rangers	4-4	T	Jan. 18	@ Phoenix	1-0	W
Oct. 19	Phoenix	2-3	L	Jan. 21	Pittsburgh	0-0	T
Oct. 22	Philadelphia	2-1	W	Jan. 24	Toronto	4-0	W
Oct. 25	New Jersey	1-2	L	Jan. 25	@ Ottawa	3-4	O*
Oct. 26	@ Pittsburgh	2-5	L	Jan. 27	Nashville	1-5	L
Oct. 29	@ Vancouver	1-1	T	Jan. 30	@ St. Louis	1-2	O*
Oct. 31	@ Calgary	0-3	L	Feb. 4	@ New Jersey	1-4	L
Nov. 1	@ Edmonton	1-1	T	Feb. 7	Vancouver	2-4	L
Nov. 3	@ Columbus	2-3	L	Feb. 8	@ NY Islanders	1-3	L
Nov. 7	@ Carolina	0-2	L	Feb. 11	St. Louis	2-3	L
Nov. 9	Atlanta	4-6	L	Feb. 13	@ Detroit	2-4	L
Nov. 12	Boston	3-4	L	Feb. 15	NY Rangers	5-4	W
Nov. 15	Toronto	2-3	L	Feb. 17	@ Atlanta	3-4	O*
Nov. 16	@ Ottawa	1-4	L	Feb. 19	Montreal	2-1	W*
Nov. 19	@ New Jersey	3-4	O*	Feb. 21	Los Angeles	1-4	L
Nov. 22	Columbus	5-4	W	Feb. 23	@ Tampa Bay	4-1	W
Nov. 23	@ Boston	1-4	L	Feb. 24	@ Florida	2-2	T
Nov. 27	Tampa Bay	1-1	T	Feb. 26	@ Washington	2-3	L
Nov. 29	Pittsburgh	1-4	L	Feb. 28	Dallas	5-3	W
Nov. 30	@ Toronto	1-3	L	Mar. 1	@ NY Islanders	1-2	O*
Dec. 4	Anaheim	4-0	W	Mar. 4	Washington	1-2	L
Dec. 6	@ NY Rangers	4-1	W	Mar. 6	Toronto	4-2	W
Dec. 7	Washington	4-3	W	Mar. 8	@ Florida	4-0	W
Dec. 10	Ottawa	2-4	L	Mar. 9	@ Tampa Bay	1-1	T
Dec. 13	Chicago	1-1	T	Mar. 12	Carolina	2-3	O*
Dec. 14	@ Philadelphia	0-2	L	Mar. 14	Tampa Bay	2-4	L
Dec. 18	Boston	4-2	W	Mar. 15	@ Atlanta	3-5	L
Dec. 20	Florida	0-3	L	Mar. 18	Philadelphia	5-2	W
Dec. 21	@ Montreal	2-6	L	Mar. 19	@ NY Rangers	0-3	L
Dec. 23	@ Pittsburgh	2-5	L	Mar. 22	@ Toronto	2-3	O*
Dec. 26	Ottawa	2-3	L	Mar. 24	Colorado	4-3	W*
Dec. 28	Minnesota	3-4	L	Mar. 26	Florida	2-1	W
Dec. 30	@ Washington	3-4	L	Mar. 28	Montreal	4-1	W
Dec. 31	NY Islanders	0-1	O*	Mar. 29	@ Carolina	3-1	W
Jan. 3	Carolina	6-3	W	Mar. 31	@ Dallas	0-3	L
Jan. 4	@ Ottawa	2-1	W*	Apr. 2	Atlanta	4-3	W
Jan. 7	@ Philadelphia	2-3	L	Apr. 5	@ Boston	5-8	L
Jan. 10	Boston	4-2	W	Apr. 6	New Jersey	2-2	T

\* - overtime decision \*\* - shootout decision # - played at Blue Cross Arena (Rochester, NY)

## 2006-07 53-22-7, 1st place

## Northeast Division

Oct. 4	@ Carolina	3-2	W**	Jan. 6	@ Toronto	4-3	W
Oct. 6	Montreal	5-4	W**	Jan. 10	@ Chicago	2-1	W
Oct. 7	@ Ottawa	4-3	W	Jan. 11	Toronto	2-4	L
Oct. 13	@ Detroit	3-2	W**	Jan. 13	Tampa Bay	2-3	L
Oct. 14	NY Rangers	7-4	W	Jan. 15	@ Boston	2-3	O**
Oct. 17	Philadelphia	9-1	W	Jan. 17	Boston	6-3	W
Oct. 20	Carolina	5-4	W	Jan. 19	Vancouver	4-3	W**
Oct. 21	@ Boston	6-2	W	Jan. 20	@ Montreal	3-4	L
Oct. 23	@ Montreal	4-1	W	Jan. 26	@ Columbus	2-3	L
Oct. 26	@ NY Islanders	3-0	W	Jan. 27	@ NY Islanders	3-5	L
Oct. 28	Atlanta	4-5	O**	Jan. 30	Boston	7-1	W
Nov. 2	@ Boston	5-4	W**	Feb. 1	@ Boston	3-1	W
Nov. 4	Toronto	1-4	L	Feb. 3	@ New Jersey	2-3	L
Nov. 5	@ NY Rangers	4-3	W*	Feb. 6	@ Atlanta	4-3	W**
Nov. 10	Florida	5-4	W*	Feb. 7	Ottawa	3-2	W
Nov. 11	@ Philadelphia	5-4	W*	Feb. 10	Calgary	3-2	W**
Nov. 13	@ Carolina	7-4	W	Feb. 15	Edmonton	2-1	W*
Nov. 15	Ottawa	2-4	L	Feb. 17	Boston	3-4	O**
Nov. 17	Pittsburgh	4-2	W	Feb. 20	Philadelphia	6-3	W
Nov. 18	@ Ottawa	1-4	L	Feb. 22	Ottawa	5-6	W**
Nov. 20	Tampa Bay	7-2	W	Feb. 24	@ Ottawa	6-5	L
Nov. 22	Toronto	7-4	W	Feb. 27	@ Toronto	6-1	W
Nov. 24	Montreal	1-2	O*	Mar. 2	Montreal	8-5	W
Nov. 26	@ NY Rangers	3-2	W*	Mar. 3	@ Toronto	3-1	W
Dec. 1	@ NY Rangers	4-3	W**	Mar. 7	Colorado	2-3	L
Dec. 2	@ Washington	4-7	L	Mar. 9	Minnesota	1-5	L
Dec. 5	@ Tampa Bay	4-1	W	Mar. 10	New Jersey	2-3	L
Dec. 7	@ Florida	1-3	L	Mar. 13	@ Pittsburgh	4-5	O**
Dec. 9	@ Montreal	3-2	W**	Mar. 15	@ Florida	5-3	W
Dec. 12	@ New Jersey	3-2	W	Mar. 16	@ Tampa Bay	3-2	W
Dec. 14	Florida	2-1	W	Mar. 18	@ Atlanta	3-4	O*
Dec. 16	Ottawa	1-3	L	Mar. 21	Washington	5-2	W
Dec. 19	Montreal	2-5	L	Mar. 23	Toronto	5-4	W
Dec. 21	@ Nashville	7-2	W	Mar. 24	@ Toronto	1-4	L
Dec. 23	@ St. Louis	2-3	O*	Mar. 28	New Jersey	4-3	W
Dec. 26	Washington	6-3	W	Mar. 30	NY Islanders	6-4	W
Dec. 28	Carolina	4-1	W	Mar. 31	@ Montreal	3-4	L
Dec. 30	Atlanta	4-1	W	Apr. 3	@ Pittsburgh	4-1	W
Jan. 1	NY Islanders	3-1	W	Apr. 5	Boston	4-2	W
Jan. 3	@ Ottawa	3-6	L	Apr. 7	@ Washington	2-0	W
Jan. 5	Pittsburgh	2-4	L	Apr. 8	@ Philadelphia	3-4	L

\* - overtime decision \*\* - shootout decision

## 2005-06 Regular-Season Scoring

NO.	PLAYER	GP	G	A	PTS	+/-	PIM	PP	SH	GW	OT	SHOTS	%
61	Maxim Afinogenov	77	22	51	73	6	84	11	0	3	2	241	9.1
23	Chris Drury	81	30	37	67	-12	32	16	2	5	1	172	17.4
12	Ales Kotalik	82	25	37	62	-3	62	10	0	5	0	261	14.1
48	Daniel Briere	48	25	33	58	3	48	11	0	4	1	147	17.0
19	Tim Connolly	63	16	39	55	5	28	7	0	3	0	99	16.2
26	Thomas Vanek*	81	25	23	48	-11	72	11	0	4	0	204	12.2
9	Derek Roy	70	18	28	46	1	57	5	1	1	0	151	11.9
51	Brian Campbell	79	12	32	44	-14	16	5	0	5	1	105	11.4
55	Jochen Hecht	64	18	24	42	10	34	4	2	4	1	179	10.1
17	J-P Dumont	54	20	20	40	-2	38	9	0	3	0	116	17.2
27	Teppo Numminen	75	2	38	40	6	36	0	0	0	0	60	5.0
29	Jason Pominville*	57	18	12	30	-4	22	10	2	2	0	124	14.5
28	Paul Gaustad*	78	9	15	24	4	65	0	0	0	0	113	7.9
25	Mike Grier	81	7	16	23	-7	28	0	0	4	0	109	6.4
10	Henrik Tallinder	82	6	15	21	10	74	0	1	1	0	79	7.6
45	Dmitri Kalinin	55	2	16	18	14	54	0	0	0	0	47	4.3
5	Toni Lydman	75	1	16	17	9	82	0	0	0	0	68	1.5
74	Jay McKee	75	5	11	16	0	57	0	1	0	0	50	10.0
24	Taylor Pyatt	41	6	6	12	-1	33	0	0	1	0	62	9.6
8	Rory Fitzpatrick	56	4	5	9	-18	50	2	0	1	0	44	9.1
22	Adam Mair	40	2	5	7	-2	47	0	0	0	0	40	5.0
13	Jiri Novotny*	14	2	1	3	-5	0	0	1	0	0	15	13.3
20	Daniel Paille*	14	1	2	3	5	2	0	0	0	0	15	6.7
30	Ryan Miller*	48	0	2	2	0	0	0	0	0	0	0	0.0
38	Nathan Paetsch*	1	0	1	1	-1	0	0	0	0	0	0	0.0
47	Chris Thorburn*	2	0	1	1	-1	7	0	0	0	0	1	0.0
45	Martin Biron	35	0	1	1	0	10	0	0	0	0	0	0.0
34	Jeff Jillson	2	0	0	0	0	4	0	0	0	0	1	0.0
35	Mika Noronen	4	0	0	0	0	2	0	0	0	0	0	0.0
76	Andrew Peters	28	0	0	0	-2	100	0	0	0	0	6	0.0

NO.	GOALTENDER	GP	MIN	GAA	W	L	T	EN	SO	GA	SA	SV%
30	Ryan Miller*	48	2861:50	2.60	30	14	3	3	1	124	1440	.914
43	Martin Biron	35	1934:11	2.88	21	8	3	2	1	93	980	.905
35	Mika Noronen	4	168:32	4.27	1	2	0	0	0	12	77	.844
<b>GOALTENDER TOTALS</b>			<b>4964:33</b>	<b>2.77</b>	<b>52</b>	<b>24</b>	<b>6</b>	<b>5</b>	<b>2</b>	<b>229</b>	<b>2497</b>	<b>.908</b>

\* - rookie

## 2006-07 Regular-Season Scoring

NO.	PLAYER	GP	G	A	PTS	+/-	PIM	PP	SH	GW	OT	SHOTS	%
48	Daniel Briere	81	32	63	95	17	89	9	0	6	3	234	13.7
26	Thomas Vanek	82	43	41	84	47	40	15	0	5	1	237	18.1
23	Chris Drury	77	37	32	69	1	30	17	3	9	1	199	18.6
29	Jason Pominville	82	34	34	68	25	30	2	2	5	0	212	16.0
9	Derek Roy	75	21	42	63	37	60	6	1	3	0	130	16.2
61	Maxim Afinogenov	56	23	38	61	19	66	7	0	3	0	151	15.2
55	Jochen Hecht	76	19	37	56	19	39	3	0	1	0	197	9.6
51	Brian Campbell	82	6	42	48	28	35	1	0	1	0	92	6.5
12	Ales Kotalik	66	16	22	38	-5	46	3	0	1	0	162	9.9
45	Dmitri Kalinin	82	7	22	29	19	36	0	1	0	0	86	8.1
27	Teppo Numminen	79	2	27	29	17	32	0	0	0	0	69	2.9
21	Drew Stafford*	41	13	14	27	5	33	3	0	3	0	67	19.4
38	Nathan Paetsch*	63	2	22	24	10	50	0	0	0	0	62	3.2
28	Paul Gaustad	54	9	13	22	11	74	3	0	0	0	75	12.0
6	Jaroslav Spacek	65	5	16	21	20	62	1	0	2	0	78	6.4
5	Toni Lydman	67	2	17	19	10	55	0	0	1	0	44	4.5
10	Henrik Tallinder	47	4	10	14	19	34	0	0	0	0	34	11.8
13	Jiri Novotny	50	6	7	13	-2	26	0	0	0	0	60	10.0
20	Daniel Paille*	29	3	8	11	5	18	0	0	0	0	45	6.7
22	Adam Mair	82	2	9	11	-1	128	0	0	0	0	73	2.7
15	Doinius Zubrus	19	4	4	8	-3	12	1	0	0	0	31	12.9
41	Clarke MacArthur*	19	3	4	7	4	4	0	0	0	0	16	18.8
37	Michael Ryan*	19	3	2	5	-8	2	0	1	0	0	34	8.8
76	Andrew Peters	58	1	1	2	-1	125	0	0	0	0	19	5.3
3	Michael Funk*	5	0	2	2	0	0	0	0	0	0	1	0.0
36	Patrick Kaleta*	7	0	2	3	21	0	0	0	0	0	6	0.0
30	Ryan Miller	63	0	2	2	0	2	0					



# Year-By-Year Results RECORD BOOK

## 2007-08 39-31-12, 4th place

## Northeast Division

Oct. 5	NY Islanders	4-6	L	Jan. 10	@ Ottawa	2-3	O**
Oct. 6	@ NY Islanders	2-3	L	Jan. 12	New Jersey	2-3	O**
Oct. 11	Atlanta	6-0	W	Jan. 16	@ NY Rangers	1-2	L
Oct. 13	Washington	7-3	W	Jan. 18	Atlanta	10-1	W
Oct. 15	Toronto	5-4	W*	Jan. 19	@ Toronto	2-4	L
Oct. 19	Columbus	0-3	L	Jan. 21	@ Phoenix	2-6	L
Oct. 20	@ Montreal	2-4	L	Jan. 24	@ Dallas	2-1	W
Oct. 24	@ Carolina	2-6	L	Jan. 29	@ Tampa Bay	4-2	W
Oct. 26	@ Florida	4-2	W	Jan. 30	@ Florida	1-0	W
Oct. 27	@ Tampa Bay	4-3	W*	Feb. 1	@ Atlanta	4-5	O**
Nov. 1	@ Boston	3-4	L*	Feb. 5	@ Boston	4-2	W
Nov. 2	Florida	2-4	L	Feb. 6	New Jersey	3-2	W**
Nov. 5	@ Montreal	0-2	L	Feb. 8	Boston	2-3	O**
Nov. 7	Boston	2-1	W*	Feb. 10	Florida	5-3	W
Nov. 9	Toronto	0-3	L	Feb. 12	@ Ottawa	5-1	W
Nov. 10	@ Boston	1-2	L	Feb. 13	Toronto	1-0	W
Nov. 15	@ Ottawa	2-3	L	Feb. 16	@ NY Rangers	1-5	L
Nov. 16	Montreal	4-1	W	Feb. 17	Pittsburgh	1-4	L
Nov. 21	Ottawa	4-2	W	Feb. 20	Tampa Bay	4-3	W*
Nov. 23	Montreal	4-2	W	Feb. 21	@ Toronto	5-1	W
Nov. 24	@ Montreal	3-0	W	Feb. 23	NY Rangers	3-4	L
Nov. 26	@ Washington	3-1	W	Feb. 25	Philadelphia	3-4	O**
Nov. 28	St. Louis	3-4	L	Feb. 27	Nashville	8-4	W
Dec. 1	Carolina	8-1	W	Feb. 29	Montreal	2-6	L
Dec. 5	@ Anaheim	1-4	L	Mar. 2	Detroit	2-4	L
Dec. 6	@ Los Angeles	2-8	L	Mar. 4	@ Philadelphia	5-2	W
Dec. 8	@ San Jose	7-1	W	Mar. 5	Washington	1-3	L
Dec. 10	Boston	1-4	L	Mar. 8	@ Carolina	3-4	O*
Dec. 12	NY Islanders	5-3	W	Mar. 10	NY Rangers	2-3	O**
Dec. 14	@ Washington	5-3	W	Mar. 12	@ Pittsburgh	3-7	L
Dec. 15	Chicago	3-1	W	Mar. 14	Carolina	7-1	W
Dec. 19	@ NY Islanders	2-1	W	Mar. 15	@ Toronto	6-2	W
Dec. 21	Philadelphia	6-2	W	Mar. 19	Tampa Bay	7-4	W
Dec. 22	@ Philadelphia	3-5	W**	Mar. 21	Toronto	1-4	L
Dec. 26	Ottawa	3-5	L	Mar. 25	Ottawa	3-6	L
Dec. 28	@ New Jersey	1-2	O**	Mar. 27	@ Ottawa	4-3	W**
Dec. 29	@ Pittsburgh	0-2	L	Mar. 28	Montreal	3-4	O*
Jan. 1	Pittsburgh	1-2	O**	Mar. 30	Boston	2-1	W*
Jan. 4	Ottawa	3-5	L	Apr. 1	@ Toronto	4-3	W**
Jan. 6	@ Atlanta	2-5	L	Apr. 3	@ Montreal	1-3	L
Jan. 8	@ New Jersey	1-2	O**	Apr. 5	@ Boston	3-0	W

\* - overtime decision \*\* - shootout decision

## 2008-09 41-32-9, 4th place

## Northeast Division

Oct. 10	Montreal	2-1	W**	Jan. 10	@ Detroit	1-3	L
Oct. 13	@ NY Islanders	7-1	W	Jan. 14	@ Chicago	1-4	L
Oct. 15	@ NY Rangers	3-1	W	Jan. 15	@ Dallas	5-4	W**
Oct. 17	Vancouver	5-2	W	Jan. 17	Carolina	3-1	W
Oct. 18	@ Atlanta	2-3	O**	Jan. 19	@ Florida	3-2	W**
Oct. 21	Boston	3-2	W**	Jan. 21	@ Tampa Bay	3-5	L
Oct. 23	@ Minnesota	4-3	W*	Jan. 27	@ Edmonton	10-2	W
Oct. 25	@ Colorado	1-2	O**	Jan. 28	@ Calgary	2-5	L
Oct. 27	Ottawa	2-5	L	Jan. 31	@ Phoenix	2-0	W
Oct. 30	Tampa Bay	2-5	L	Feb. 2	@ Anaheim	2-3	L
Nov. 1	Washington	5-0	W	Feb. 4	Toronto	5-0	W
Nov. 3	@ New Jersey	2-0	W	Feb. 6	Montreal	3-2	W
Nov. 7	Atlanta	4-5	O*	Feb. 7	@ Ottawa	2-3	O**
Nov. 8	@ Boston	1-3	L	Feb. 11	Ottawa	1-3	L
Nov. 12	St. Louis	4-3	W	Feb. 13	San Jose	6-5	W**
Nov. 14	Columbus	1-6	L	Feb. 15	Carolina	0-3	L
Nov. 15	@ Pittsburgh	2-5	L	Feb. 17	@ Toronto	4-1	W
Nov. 19	@ Boston	4-7	L	Feb. 19	@ Philadelphia	3-6	L
Nov. 21	Philadelphia	0-3	L	Feb. 21	NY Rangers	4-2	W
Nov. 22	NY Islanders	2-4	L	Feb. 24	Anaheim	2-3	L
Nov. 26	Boston	3-2	W	Feb. 26	@ Carolina	1-2	O**
Nov. 28	Pittsburgh	4-3	W	Feb. 28	@ NY Islanders	0-2	L
Nov. 29	@ Montreal	2-3	L	Mar. 4	Montreal	5-1	W
Dec. 1	Nashville	0-2	L	Mar. 6	Phoenix	5-1	W
Dec. 4	@ Florida	1-2	L	Mar. 7	@ Ottawa	3-6	L
Dec. 6	@ Tampa Bay	4-3	W	Mar. 10	@ Philadelphia	2-5	L
Dec. 8	@ Pittsburgh	4-3	W	Mar. 12	Florida	3-1	W
Dec. 10	Tampa Bay	4-2	W	Mar. 14	Atlanta	3-4	O**
Dec. 12	Toronto	1-2	L	Mar. 17	@ Ottawa	2-4	L
Dec. 13	@ New Jersey	4-2	W	Mar. 20	Philadelphia	4-6	L
Dec. 17	New Jersey	3-5	L	Mar. 21	@ NY Rangers	3-5	L
Dec. 19	Los Angeles	5-0	W	Mar. 25	Florida	5-3	W
Dec. 20	@ Montreal	3-4	O*	Mar. 27	Toronto	4-3	W
Dec. 22	Pittsburgh	3-4	O*	Mar. 28	@ Montreal	4-3	W**
Dec. 26	@ Washington	2-3	L	Apr. 1	@ Atlanta	2-3	O*
Dec. 27	NY Islanders	4-3	W**	Apr. 3	@ Washington	5-4	W*
Dec. 30	Washington	2-4	L	Apr. 4	New Jersey	2-3	L
Jan. 1	@ Toronto	4-1	W	Apr. 6	Detroit	1-4	L
Jan. 3	@ Boston	4-2	W	Apr. 8	@ Toronto	3-1	W
Jan. 6	Ottawa	4-2	W	Apr. 9	@ Carolina	5-1	W
Jan. 9	NY Rangers	2-1	W**	Apr. 11	Boston	6-1	W

\* - overtime decision \*\* - shootout decision

## 2007-08 Regular-Season Scoring

NO.	PLAYER	GP	G	A	PTS	+/-	PIM	PP	SH	GW	OT	SHOTS	%
9	Derek Roy	78	32	49	81	13	26	6	3	4	0	218	14.7
29	Jason Pominville	82	27	53	80	16	40	2	1	1	0	232	11.6
26	Thomas Vanek	82	36	28	64	-5	64	19	0	9	2	240	15.0
55	Jochen Hecht	75	22	27	49	1	38	3	1	3	0	111	6.3
12	Ales Kotalik	79	23	20	43	-5	58	12	0	1	0	207	11.1
51	Brain Campbell	63	5	38	43	-1	12	3	0	0	0	102	4.9
19	Tim Connolly	48	7	33	40	4	8	3	1	3	0	111	6.3
21	Drew Stafford	64	16	22	38	3	51	1	0	5	0	103	15.5
28	Paul Gaustad	82	10	26	36	-4	85	5	0	2	1	136	7.4
20	Daniel Paille	77	19	16	35	9	14	0	3	2	0	110	17.3
6	Jaroslav Spacek	60	9	23	32	9	14	0	3	2	0	95	9.5
61	Maxim Afinogenov	56	10	18	28	-16	42	1	0	1	0	114	8.8
5	Toni Lydman	82	4	22	26	1	74	3	0	0	0	86	4.7
10	Henrik Tallinder	71	1	17	18	5	48	0	0	0	0	70	1.4
22	Adam Mair	72	5	12	17	-2	66	0	0	2	0	62	8.1
41	Clarke MacArthur*	37	8	7	15	3	20	0	0	1	1	51	15.7
56	Steve Bernier	17	3	6	9	1	2	0	0	0	0	35	8.6
38	Nathan Paetsch	59	2	7	9	3	27	0	0	0	0	49	4.1
37	Michael Ryan	46	4	4	8	-4	30	0	0	0	0	60	6.7
44	Andrej Sekera*	37	2	6	8	5	16	0	0	1	0	28	7.1
45	Dmitri Kalinin	46	1	7	8	-7	32	1	0	0	0	60	1.7
4	Nolan Pratt	55	1	6	7	1	30	0	0	0	0	21	4.8
36	Patrick Kaleta	40	3	2	5	1	41	0	0	0	0	26	11.5
34	Mike Weber*	16	0	3	3	12	14	0	0	0	0	12	0.0
76	Andrew Peters	44	1	1	2	-4	100	0	0	0	0	18	5.6
30	Ryan Miller	76	0	1	1	0	6	0	0	0	0	0	0.0
27	Teppo Numminen	1	0	0	0	0	0	0	0	0	0	1	0.0
17	Marc-Andre Gagnani* 2	0	0	0	0	-2	4	0	0	0	0	1	0.0
3	Michael Funk*	4	0	0	0	-3	0	0	0	0	0	1	0.0
35	Jocelyn Thibault	12	0	0	0	0	0	0	0	0	0	0	0.0
NO.	GOALTENDER	GP	MIN	GAA	W	L	T	EN	SO	GA	SA	SV%	
30	Ryan Miller	76	4474:18	2.64	36	27	10	8	3	197	2104	.906	
35	Jocelyn Thibault	12	507:03	3.31	3	4	2	0	2	28	214	.869	
	<b>GOALTENDER TOTALS</b>		<b>4981:21</b>	<b>2.71</b>	<b>39</b>	<b>31</b>	<b>12</b>	<b>8</b>	<b>5</b>	<b>225</b>	<b>2318</b>	<b>.903</b>	

\* - rookie

## 2008-09 Regular-Season Scoring

NO.	PLAYER	GP	G	A	PTS	+/-	PIM	PP	SH	GW	OT	SHOTS	%
9	Derek Roy	82	28	42	70	-5	38	9	1	9	1	221	12.7
29	Jason Pominville	82	20	46	66	-4	18	6	1	2	1	239	8.4
26	Thomas Vanek	73	40	24	64	-1	44	20	2	5	0	211	19.0
19	Tim Connolly	48	18	29	47	12	22	5	1	5	0	126	14.3
21	Drew Stafford	79	20	25	45	3	29	9	0	0	0	183	10.9
6	Jaroslav Spacek	80	8	37	45	2	38	4	0	0	0	130	6.2
12	Ales Kotalik	56	13	19	32	-7	28	8	0	1	0	153	8.5
41	Clarke MacArthur	71	17	14	31	-4	56	5	0	0	0	108	15.7
28	Paul Gaustad	62	12	17	29	4	108	3	1	1	0	122	9.8
55	Jochen Hecht	70	12	15	27	-9	33	3	1	1	0	173	6.9
20	Daniel Paille	73	12	15	27	0	20	0	2	0	2	80	15.0
52	Craig Rivet	64	2	22	24	4	125	1	0	0	0	80	2.5
5	Toni Lydman	80	3	20	23	0	70	0	0	0	0	90	3.0
61	Maxim Afinogenov	48	6	14	20	-7	20	0	0	0	0	93	6.5
22	Adam Mair	75	8	11	19	4	95	0	0	1	0	75	10.7
44	Andrej Sekera	69	3	16	19	-11	22	1	0	1	0	84	3.6
27	Teppo Numminen	57	2	15	17	-4	22	1	0	1	0	34	5.9
37	Matt Ellis	45	7	5	12	4	12	0	0	2	0	73	9.6
10	Henrik Tallinder	66	1	11	12	-2	36	0	0	1	0	35	2.9
36	Patrick Kaleta	51	4	5	9	1	89	0	0	0	0	35	11.4
38	Nathan Paetsch	23	2	4	6	3	25	0	0	0	0	21	9.5
34	Chris Butler*	47	2	4	6	11	18	0	0	1	0	36	5.6
17	Dominic Moore	18	1	3	4	-1	23	0	0	0	0	33	3.0
25	Mark Mancari*	7	1	1	2	-4	4	0	0	0	0	21	4.8
42	Nathan Gerbe*	10	0	1	1	3	4	0	0	0	0	24	0.0
76	Andrew Peters	28	0	1	1	-2	81	0	0	0	0	10	0.0
58	Tim Kennedy*	1	0	0	0	0	0	0	0	0	0	1	0.0
17	Marc-Andre Gagnani* 4	0	0	0	0	2	2	0	0	0	0	3	0.0
32	Mikael Tellqvist	6	0	0	0								



# Year-By-Year Results RECORD BOOK

## 2009-10 45-27-10, 1st place

## Northeast Division

Oct. 3	Montreal	1-2	O*	Jan. 6	Tampa Bay	5-3	W
Oct. 8	Phoenix	2-1	W	Jan. 8	Toronto	3-2	W
Oct. 10	@ Nashville	1-0	W	Jan. 9	Colorado	3-4	O**
Oct. 13	Detroit	6-2	W	Jan. 14	@ Atlanta	2-1	W*
Oct. 16	NY Islanders	6-3	W	Jan. 16	@ NY Islanders	2-3	O**
Oct. 17	Atlanta	2-4	L	Jan. 18	@ Phoenix	7-2	W
Oct. 21	@ Florida	5-2	W	Jan. 19	@ Anaheim	4-5	L
Oct. 24	@ Tampa Bay	3-2	W**	Jan. 21	@ Los Angeles	3-4	O**
Oct. 28	@ New Jersey	4-1	W	Jan. 23	@ San Jose	2-5	L
Oct. 30	Toronto	3-2	W*	Jan. 25	@ Vancouver	2-3	L
Oct. 31	@ NY Islanders	0-5	L	Jan. 27	New Jersey	2-1	W**
Nov. 4	NY Islanders	3-0	W	Jan. 29	Boston	2-1	W
Nov. 6	Philadelphia	2-5	L	Feb. 1	@ Pittsburgh	4-5	L
Nov. 7	@ Boston	2-4	L	Feb. 3	Ottawa	2-4	L
Nov. 11	Edmonton	3-1	W	Feb. 5	Carolina	3-4	L
Nov. 13	Calgary	2-1	W**	Feb. 6	@ Columbus	0-4	L
Nov. 14	@ Philadelphia	3-2	W	Feb. 9	Boston	2-3	O**
Nov. 18	Florida	2-6	L	Feb. 11	@ Carolina	3-4	O*
Nov. 20	Boston	1-2	O*	Feb. 13	San Jose	3-1	W
Nov. 21	@ Ottawa	3-5	L	Mar. 2	@ Pittsburgh	2-3	L
Nov. 25	@ Washington	0-2	L	Mar. 3	Washington	1-3	L
Nov. 27	@ Philadelphia	4-2	W	Mar. 5	Philadelphia	3-2	W*
Nov. 28	Carolina	5-1	W	Mar. 7	@ NY Rangers	2-1	W*
Nov. 30	@ Toronto	3-0	W	Mar. 10	Dallas	5-3	W
Dec. 3	Montreal	6-2	W	Mar. 12	Minnesota	2-3	L
Dec. 5	NY Rangers	1-2	L	Mar. 13	@ Detroit	2-3	O*
Dec. 7	New Jersey	0-3	L	Mar. 16	@ Atlanta	3-4	L
Dec. 9	Washington	3-0	W	Mar. 18	@ Tampa Bay	6-2	W
Dec. 11	Chicago	2-1	W	Mar. 20	@ Florida	3-1	W
Dec. 12	@ NY Rangers	3-2	W	Mar. 21	@ Carolina	5-3	W
Dec. 14	@ Montreal	4-3	W	Mar. 24	Montreal	3-2	W**
Dec. 16	@ Ottawa	0-2	L	Mar. 26	Ottawa	2-4	L
Dec. 18	Toronto	5-2	W	Mar. 27	Tampa Bay	7-1	W
Dec. 19	Pittsburgh	1-2	O**	Mar. 29	@ Boston	3-2	W
Dec. 21	@ Toronto	3-2	W*	Mar. 31	Florida	6-2	W
Dec. 23	@ Washington	2-5	L	Apr. 1	@ Toronto	2-4	L
Dec. 26	Ottawa	2-3	O**	Apr. 3	@ Montreal	0-3	L
Dec. 27	@ St. Louis	5-3	W	Apr. 6	NY Rangers	5-2	W
Dec. 29	Pittsburgh	4-3	W	Apr. 8	@ Boston	1-3	L
Jan. 1	Atlanta	4-3	W*	Apr. 10	@ Ottawa	5-2	W
Jan. 3	@ Montreal	1-0	W	Apr. 11	@ New Jersey	1-2	L

\* - overtime decision \*\* - shootout decision

## 2010-11 43-29-10, 3rd place

## Northeast Division

Oct. 8	@ Ottawa	2-1	W	Jan. 11	Philadelphia	2-5	L
Oct. 9	NY Rangers	3-6	L	Jan. 13	Carolina	3-2	W
Oct. 11	Chicago	3-4	L	Jan. 15	@ NY Islanders	3-5	L
Oct. 13	New Jersey	0-1	O*	Jan. 18	Montreal	2-1	W*
Oct. 15	Montreal	1-2	L	Jan. 20	@ Boston	4-2	W
Oct. 16	@ Chicago	3-4	L	Jan. 21	NY Islanders	2-5	L
Oct. 20	@ Atlanta	4-1	W	Jan. 23	@ NY Islanders	5-3	W
Oct. 22	Ottawa	2-4	L	Jan. 25	@ Ottawa	3-2	W*
Oct. 23	@ New Jersey	6-1	W	Feb. 4	@ Pittsburgh	2-3	L
Oct. 26	@ Philadelphia	3-6	L	Feb. 5	Toronto	6-2	W
Oct. 29	@ Atlanta	3-4	O*	Feb. 8	@ Tampa Bay	7-4	W
Oct. 30	@ Dallas	0-4	L	Feb. 10	@ Florida	3-2	W*
Nov. 3	Boston	2-5	L	Feb. 13	NY Islanders	6-7	O*
Nov. 5	Montreal	2-3	L	Feb. 15	@ Montreal	3-2	W**
Nov. 6	@ Toronto	3-2	W**	Feb. 16	Toronto	1-2	L
Nov. 10	@ New Jersey	5-4	W**	Feb. 18	St. Louis	0-3	L
Nov. 11	@ NY Rangers	2-3	O*	Feb. 20	Washington	1-2	L
Nov. 13	Washington	3-2	W*	Feb. 23	Atlanta	4-1	W
Nov. 15	Vancouver	4-3	W*	Feb. 25	Ottawa	4-2	W
Nov. 17	@ Washington	2-4	L	Feb. 26	Detroit	2-3	O**
Nov. 19	Los Angeles	4-2	W	Mar. 1	@ NY Rangers	3-2	W
Nov. 20	Tampa Bay	1-2	L	Mar. 3	@ Carolina	2-3	O*
Nov. 24	Pittsburgh	0-1	L	Mar. 5	@ Philadelphia	5-3	W
Nov. 26	Toronto	3-1	W	Mar. 6	@ Minnesota	3-2	W*
Nov. 27	@ Montreal	1-3	L	Mar. 8	@ Pittsburgh	1-3	L
Dec. 3	Columbus	5-0	W	Mar. 10	@ Boston	4-3	W*
Dec. 4	@ Ottawa	1-0	W**	Mar. 12	@ Toronto	3-4	L
Dec. 7	@ Boston	2-3	O*	Mar. 13	Ottawa	6-4	W
Dec. 9	San Jose	6-3	W	Mar. 15	Carolina	0-1	L
Dec. 11	Pittsburgh	2-5	L	Mar. 19	Atlanta	8-2	W
Dec. 15	Boston	3-2	W	Mar. 20	Nashville	3-4	O*
Dec. 17	@ Florida	2-6	L	Mar. 22	@ Montreal	2-0	W
Dec. 18	@ Tampa Bay	1-3	L	Mar. 25	Florida	4-2	W
Dec. 21	Anaheim	5-2	W	Mar. 26	New Jersey	2-0	W
Dec. 23	Florida	3-4	L	Mar. 29	@ Toronto	3-4	L
Dec. 27	@ Calgary	2-5	L	Mar. 30	NY Rangers	1-0	W
Dec. 28	@ Edmonton	4-2	W	Apr. 2	@ Washington	4-5	O*
Jan. 1	Boston	7-6	W**	Apr. 3	@ Carolina	2-1	W*
Jan. 4	@ Colorado	3-4	O*	Apr. 5	Tampa Bay	4-2	W
Jan. 6	@ San Jose	3-0	W	Apr. 8	Philadelphia	4-3	W*
Jan. 8	@ Phoenix	2-1	W*	Apr. 9	@ Columbus	5-4	W

\* - overtime decision \*\* - shootout decision

## 2009-10 Regular-Season Scoring

NO.	PLAYER	GP	G	A	PTS	+/-	PIM	PP	SH	GW	OT	SHOTS	%
9	Derek Roy	80	26	43	69	9	28	10	1	6	3	215	12.1
19	Tim Connolly	73	17	48	65	10	48	7	1	5	2	206	8.3
29	Jason Pominville	82	24	38	62	13	22	8	0	2	0	252	9.5
26	Thomas Vanek	71	28	25	53	9	42	10	0	6	0	182	15.4
57	Tyler Myers*	82	11	37	48	13	32	3	0	1	0	104	10.6
55	Jochen Hecht	79	21	21	42	14	35	3	0	2	0	224	9.4
21	Drew Stafford	71	14	20	34	4	35	5	0	1	0	181	7.7
41	Clarke MacArthur	60	13	13	26	-14	47	3	0	3	0	99	13.1
13	Tim Kennedy*	78	10	16	26	-3	50	1	0	3	0	98	10.2
4	Steve Montador	78	5	18	23	0	75	0	0	2	0	134	3.7
28	Paul Gaustad	65	12	10	22	-7	82	3	0	1	0	111	10.8
25	Mike Grier	73	10	12	22	-4	14	0	0	2	0	123	8.1
34	Chris Butler	59	1	20	21	-15	22	0	0	0	0	61	1.6
5	Toni Lydman	67	4	16	20	10	30	0	0	1	0	77	5.2
10	Henrik Tallinder	82	4	16	20	13	32	0	0	0	0	53	7.5
36	Patrick Kaleta	55	10	5	15	2	89	0	2	4	1	64	15.6
52	Craig Rivet	78	1	14	15	-6	100	0	0	0	0	63	1.6
22	Adam Mair	69	6	8	14	-2	73	0	0	0	0	67	9.0
37	Matt Ellis	72	3	10	13	-1	12	0	0	1	0	112	2.7
44	Andrej Sekera	49	4	7	11	-1	6	0	0	0	0	59	6.8
63	Tyler Ennis*	10	3	6	9	1	6	0	0	0	0	23	13.0
42	Nathan Gerbe*	10	2	3	5	1	4	2	0	1	0	29	6.9
17	Raffi Torres	14	0	5	5	-3	2	0	0	0	0	21	0.0
12	Mark Mancari*	6	1	1	2	3	4	0	0	0	0	19	5.3
38	Nathan Paetsch	11	1	1	2	2	6	0	0	0	0	9	11.1
20	Daniel Paille	2	0	1	1	1	0	0	0	0	0	2	0.0
1	Jhonas Enroth*	1	0	0	0	0	0	0	0	0	0	0	0.0
40	Patrick Lalime	16	0	0	0	0	2	0	0	0	0	0	0.0
30	Ryan Miller	69	0	0	0	0	4	0	0	0	0	0	0.0
NO. GOALTENDER	GP	MIN	GAA	W	L	T	EN	SO	GA	SA	SV%		
30	Ryan Miller	69	4047:10	2.22	41	18	8	7	5	150	2098	.929	
40	Patrick Lalime	16	853:47	2.81	4	8	2	0	0	40	432	.907	
1	Jhonas Enroth*	1	58:18	4.12	0	1	0	0	0	4	37	.892	
<b>GOALTENDER TOTALS</b>			<b>4959:15</b>	<b>2.35</b>	<b>45</b>	<b>27</b>	<b>10</b>	<b>7</b>	<b>5</b>	<b>194</b>	<b>2567</b>	<b>.924</b>	

\* - rookie

## 2010-11 Regular-Season Scoring

NO.	PLAYER	GP	G	A	PTS	+/-	PIM	PP	SH	GW	OT	SHOTS	%
26	Thomas Vanek	80	32	41	73	2	24	11	0	5	2	238	13.4
21	Drew Stafford	62	31	21	52	13	34	11	0	4	2	179	17.3
29	Jason Pominville	73	22	30	52	1	15	5	1	2	1	215	10.2
63	Tyler Ennis*	82	20	29	49	0	30	5	0	1	0	210	9.5
19	Tim Connolly	68	13	29	42	-10	20	6	0	3	0	151	8.6
57	Tyler Myers	80	10	27	37	0	40	3	0	5	2	122	8.2
3	Jordan Leopold	71	13	22	35	-11	36	5	0	1	0	134	9.7
9	Derek Roy	35	10	25	35	-1	16	2	0	1	0	89	11.2
42	Nathan Gerbe	64	16	15	31	11	34	2	0	3	0	171	9.4
28	Paul Gaustad	81	12	19	31	7	101	1	0	3	0	117	10.3
55	Jochen Hecht	67	12	17	29	4	40	0	0	4	0	172	7.0
44	Andrej Sekera	76	3	26	29	11	34	0	0	0	0	88	3.4
4	Steve Montador	73	5	21	26	16	83	0	0	0	0	118	4.2
8	Cody McCormick	81	8	12	20	2	142	0	0	1	0	104	7.7
20	Rob Niedermayer	71	5	14	19	-8	22	0	0	1	0	80	6.3
6	Mike Weber	58	4	13	17	13	69	0	0	0	0	53	7.5
25	Mike Grier	73	5	11	16	0	12	0	0	0	0	107	4.7
22	Brad Boyes	21	5	9	14	2	6	2	0	1	1	46	10.9
36	Patrick Kaleta	51	4	5	9	-4	78	0	1	0	0	65	6.2
34	Chris Butler	49	2	7	9	8	26	0	0	0	0	52	3.8
12	Mark Mancari	20	1	7	8	-1	12	1	0	0	0	43	2.3
27	Shaone Morrisonn	62	1	4	5	-2	32	0	0	1	1	44	2.3
72	Luke Adam*	19	3	1	4	6	12	0	0	1	0	31	9.7
17	Marc-Andre Gragnani*	1	2	3	0	2	0	0	0	1	1	11	9.1
24	Paul Byron*	8	1	1	2	0	2	0	0	0	0	5	20.0
30	Ryan Miller	66	0	2	2	0	6	0	0	0	0	0	0.0
40	Patrick Lalime	7	0	1	1	0	0	0	0	0	0	0	0.0
10	Mark Parrish	2	0	0	0	-2	0	0	0	0	0	0	0.0
23	Colin Stuart	3	0	0	0	1	2	0					



# Year-By-Year Results RECORD BOOK

## 2011-12 39-32-11, 3rd place

Oct. 7	Anaheim#	4-1	W
Oct. 8	@ Los Angeles#	4-2	L
Oct. 14	Carolina	3-4	L
Oct. 15	@ Pittsburgh	3-2	W
Oct. 18	@ Montreal	3-1	W
Oct. 20	@ Florida	3-0	W
Oct. 22	@ Tampa Bay	0-3	L
Oct. 25	Tampa Bay	3-4	L
Oct. 27	Columbus	4-2	W
Oct. 29	Florida	2-3	L
Nov. 2	Philadelphia	2-3	L
Nov. 4	Calgary	2-1	W
Nov. 5	@ Ottawa	3-2	W**
Nov. 8	Winnipeg	6-5	W*
Nov. 11	Ottawa	5-1	W
Nov. 12	@ Boston	2-6	L
Nov. 14	@ Montreal	3-2	W**
Nov. 16	New Jersey	3-5	L
Nov. 18	@ Carolina	1-0	W
Nov. 19	Phoenix	2-4	L
Nov. 23	Boston	3-4	O**
Nov. 25	@ Columbus	1-5	L
Nov. 26	Washington	5-1	W
Nov. 29	NY Islanders	1-2	L
Dec. 2	Detroit	1-4	L
Dec. 3	@ Nashville	3-2	W
Dec. 7	Philadelphia	4-5	O*
Dec. 9	Florida	2-1	W*
Dec. 10	NY Rangers	1-4	L
Dec. 13	Ottawa	2-3	O*
Dec. 16	Toronto	5-4	W
Dec. 17	@ Pittsburgh	3-8	L
Dec. 20	@ Ottawa	1-4	L
Dec. 22	@ Toronto	2-3	L
Dec. 26	Washington	4-2	W
Dec. 28	@ New Jersey	1-3	L
Dec. 30	@ Washington	1-3	L
Dec. 31	Ottawa	2-3	O**
Jan. 3	Edmonton	4-3	W
Jan. 6	@ Carolina	2-4	L
Jan. 7	Winnipeg	1-2	O*

## Northeast Division

Jan. 10	@ Toronto	0-2	L
Jan. 13	Toronto	3-2	W
Jan. 14	@ NY Islanders	2-4	L
Jan. 16	@ Detroit	0-5	L
Jan. 18	@ Chicago	2-6	L
Jan. 19	@ Winnipeg	1-4	L
Jan. 21	@ St. Louis	2-4	L
Jan. 24	@ New Jersey	2-1	W**
Jan. 31	@ Montreal	3-1	W
Feb. 1	NY Rangers	0-1	O**
Feb. 4	@ NY Islanders	4-3	W**
Feb. 8	Boston	6-0	W
Feb. 10	Dallas	3-2	W**
Feb. 11	Tampa Bay	1-2	L
Feb. 14	New Jersey	1-4	L
Feb. 16	@ Philadelphia	2-7	L
Feb. 17	Montreal	3-4	O**
Feb. 19	Pittsburgh	6-2	W
Feb. 21	NY Islanders	2-1	W
Feb. 24	Boston	2-1	W**
Feb. 25	@ NY Rangers	2-3	O*
Feb. 29	@ Anaheim	2-0	W
Mar. 1	@ San Jose	1-0	W
Mar. 3	@ Vancouver	5-3	W
Mar. 5	@ Winnipeg	1-3	L
Mar. 7	Carolina	3-2	W*
Mar. 8	@ Boston	1-3	L
Mar. 10	@ Ottawa	4-3	W**
Mar. 12	Montreal	3-2	W*
Mar. 14	Colorado	4-5	O**
Mar. 17	@ Florida	2-3	O**
Mar. 19	@ Tampa Bay	7-3	W
Mar. 21	Montreal	3-0	W
Mar. 23	@ NY Rangers	4-1	W
Mar. 24	Minnesota	3-1	W
Mar. 27	@ Washington	5-1	W
Mar. 30	Pittsburgh	3-5	L
Mar. 31	@ Toronto	3-4	L
Apr. 3	Toronto	6-5	W*
Apr. 5	@ Philadelphia	1-2	L
Apr. 7	@ Boston	3-4	O**

## 2012-13 21-21-6, 5th place

Jan. 20	Philadelphia	5-2	W
Jan. 21	@ Toronto	2-1	W
Jan. 24	@ Carolina	3-6	L
Jan. 25	Carolina	1-3	L
Jan. 27	@ Washington	2-3	L
Jan. 29	Toronto	3-4	O*
Jan. 31	@ Boston	7-4	W
Feb. 2	@ Montreal	1-6	L
Feb. 3	Florida	3-4	L
Feb. 5	@ Ottawa	3-4	L
Feb. 7	Montreal	5-4	W**
Feb. 9	@ NY Islanders	3-2	W
Feb. 10	Boston	1-3	L
Feb. 12	@ Ottawa	0-2	L
Feb. 15	Boston	4-2	W
Feb. 17	Pittsburgh	3-4	L
Feb. 19	Winnipeg	1-2	L
Feb. 21	@ Toronto	1-3	L
Feb. 23	NY Islanders	0-4	L
Feb. 26	@ Tampa Bay	2-1	W
Feb. 28	@ Florida	4-3	W**
Mar. 2	New Jersey	4-3	W**
Mar. 3	@ NY Rangers	2-3	O**
Mar. 5	@ Carolina	3-4	L
Mar. 7	@ New Jersey	2-3	O**
Mar. 10	@ Philadelphia	2-3	L
Mar. 12	NY Rangers	3-1	W
Mar. 16	Ottawa	3-4	O*
Mar. 17	@ Washington	3-5	L
Mar. 19	@ Montreal	3-2	W*
Mar. 21	Toronto	5-4	W**
Mar. 23	@ Montreal	2-1	W
Mar. 26	@ Tampa Bay	1-2	L
Mar. 28	@ Florida	4-5	O**
Mar. 30	Washington	3-4	O**
Mar. 31	Boston	0-2	L
Apr. 2	@ Pittsburgh	4-1	W
Apr. 5	Ottawa	4-2	W
Apr. 7	New Jersey	3-2	W**
Apr. 9	@ Winnipeg	1-4	L
Apr. 11	Montreal	1-5	L

## Northeast Division

Apr. 13	Philadelphia	1-0	W
Apr. 14	Tampa Bay	3-1	W
Apr. 17	@ Boston	3-2	W**
Apr. 19	NY Rangers	4-8	L
Apr. 22	Winnipeg	1-2	L
Apr. 23	@ Pittsburgh#	4-2	W
Apr. 26	NY Islanders	2-1	W**

\* - overtime decision \*\* - shootout decision # - played at Hartwall Arena (Helsinki, Finland)  
## - played at Arena Berlin (Berlin, Germany)

\* - overtime decision \*\* - shootout decision # - rescheduled from April 20

## 2011-12 Regular-Season Scoring

NO.	PLAYER	GP	G	A	PTS	+/-	PIM	PP	SH	GW	OT	SHOTS	%
29	Jason Pominville	82	30	43	73	-7	12	8	2	5	2	235	12.8
26	Thomas Vanek	78	26	35	61	-6	52	10	0	5	1	204	12.7
21	Drew Stafford	80	20	30	50	5	46	3	1	4	0	226	8.8
9	Derek Roy	80	17	27	44	-7	54	6	1	2	1	176	9.7
63	Tyler Ennis	48	15	19	34	11	14	2	0	1	0	82	18.3
10	Christian Ehrhoff	66	5	27	32	-2	47	1	0	3	0	136	3.7
23	Ville Leino	71	8	17	25	-2	16	1	0	1	0	78	10.3
42	Nathan Gerbe	62	6	19	25	2	32	0	0	2	0	137	4.4
3	Jordan Leopold	79	10	14	24	4	28	1	0	0	0	110	9.1
57	Tyler Myers	55	8	15	23	5	33	3	0	1	1	84	9.5
22	Brad Boyes	65	8	15	23	2	6	2	0	0	0	100	8.0
72	Luke Adam*	52	10	10	20	-6	14	0	0	0	0	89	11.2
28	Paul Gaustad	56	7	10	17	-1	70	0	0	3	0	62	11.3
82	Marcus Foligno*	14	6	7	13	6	9	2	0	1	0	23	26.1
44	Andrej Sekera	69	3	10	13	3	18	1	0	0	0	88	3.4
17	Marc-Andre Gragnani*	44	1	11	12	10	20	1	0	0	0	35	2.9
36	Patrick Kaleta	63	5	5	10	-5	116	0	0	1	0	69	7.2
55	Jochen Hecht	22	4	4	8	1	6	0	1	0	0	40	10.0
52	Alexander Sulzer	15	3	5	8	2	6	0	0	0	0	22	13.6
19	Cody Hodgson*	20	3	5	8	-7	2	2	0	1	0	51	5.9
78	Corey Tropp*	34	3	5	8	0	20	0	0	1	0	32	9.4
37	Matt Ellis	60	3	5	8	-3	25	0	0	1	0	85	3.5
81	Brayden McNabb*	25	1	7	8	-1	15	1	0	0	0	23	4.3
6	Mike Weber	51	1	4	5	-19	64	0	0	0	0	51	2.0
24	Robyn Regehr	76	1	4	5	-12	56	0	0	0	0	49	2.0
58	Paul Szczecura	9	1	3	4	0	4	0	0	0	0	11	9.1
8	Cody McCormick	50	1	3	4	-7	56	0	0	0	0	43	2.3
65	Travis Turnbull*	3	1	0	1	0	5	0	0	0	0	3	33.3
33	TJ Brennan*	11	1	0	1	0	6	0	0	0	0	14	7.1
15	Colin Stuart	2	0	0	0	-3	0	0	0	0	0	0	0.0
31	Drew MacIntyre*	2	0	0	0	0	0	0	0	0	0	0	0.0
71	Derek Whitmore	2	0	0	0	0	0	0	0	0	0	2	0.0
4	Joe Finley*	5	0	0	0	-3	12	0	0	0	0	1	0.0
1	Jhonas Enroth*	26	0	0	0	0	2	0	0	0	0	0	0.0
30	Ryan Miller	61	0	0	0	0	0	0	0	0	0	0	0.0

NO.	GOALTENDER	GP	MIN	GAA	W	L	T	EN	SO	GA	SA	SV%
30	Ryan Miller	61	3536:25	2.54	31	21	7	6	6	150	1788	.916
1	Jhonas Enroth*	26	1399:15	2.70	8	11	4	3	1	63	756	.917
31	Drew MacIntyre*	2	43:29	1.38	0	0	0	0	0	1	18	.944
<b>GOALTENDER TOTALS</b>			<b>4979:09</b>	<b>2.58</b>	<b>39</b>	<b>32</b>	<b>11</b>	<b>9</b>	<b>7</b>	<b>214</b>	<b>2562</b>	<b>.916</b>

\* - rookie

## 2012-13 Regular-Season Scoring

NO.	PLAYER	GP	G	A	PTS	+/-	PIM	PP	SH	GW	OT	SHOTS	%
26	Thomas Vanek	38	20	21	41	-1	20	9	1	2	0	119	16.8
19	Cody Hodgson	48	15	19	34	-4	20	3	1	1	0	114	13.2
63	Tyler Ennis	47	10	21	31	-14	16	2	0	0	0	108	9.3
29	Jason Pominville	37	10	15	25	1	8	1	1	1	0	94	10.6
9	Steve Ott	48	9	15	24	3	93	2	0	3	1	73	12.3
10	Christian Ehrhoff	47	5	17	22	6	34	1	0	2	0	102	4.9
21	Drew Stafford	46	6	12	18	-16	21	0	0	0	0	121	5.0
82	Marcus Foligno*	47	5	13	18	-4	41	1	0	0	0	55	9.1
55	Jochen Hecht	47	5	9	14	6	18	0	1	1	0	69	7.2
44	Andrej Sekera	37	2	10	12	-2	4	0	0	0	0	33	6.1
65	Brian Flynn*	26	6	5	11	6	0	0	1	1	0	49	12.2
42	Nathan Gerbe	42	5	5	10	-3	14	0	1	0	0	64	7.8
12	Kevin Porter	31	4	5	9	-1	10	0	1	0	0	37	10.8
57	Tyler Myers	39	3	5	8	-8	32	1	0	2	0	48	6.3
3	Jordan Leopold	24	2	6	8	-6	14	0	0	0	0	38	5.3
6	Mike Weber	42	1	6	7	3	70	0	0	0	0	25	4.0
23	Ville Leino	8	2	4	6	0	6	1	0	0	0	11	18.2
53	Mark Pysyk*	19	1	4	5	-7	0	1	0	0	0	21	4.8
25	Mikhail Grigorenko*	25	1	4	5	-1	0	0	0	0	0	31	3.2
52	Alexander Sulzer	17	3	1	4	3	10	0	0	1	0	15	20.0
27	Adam Pardy	17	0	4	4	4	14	0	0	0	0	6	0.0
24	Robyn Regehr	29	0	2	2	-4	21	0	0	0	0	15	0.0
72	Luke Adam*	4	1	0	1	1	2	0	0	0	0	2	50.0
33	TJ Brennan*	10	1	0	1	-1	6	1	0	0	0	18	5.6
36	Patrick Kaleta	34	1	0	1	-4	67	0	0	0	0	34	2.9
37	Matt Ellis	6	0	0	0	0	0	0	0	0	0	8	0.0
5	Chad Ruhwedel*	7	0	0	0	0	0	0	0	0	0	8	0.0
8	Cody McCormick	8	0	0	0	-2	10	0	0	0	0	6	0.0
1	Jhonas Enroth	12	0	0	0	0	2	0	0	0	0	0	0.0
32	John Scott	34	0	0									



# Year-By-Year Results RECORD BOOK

## 2013-14 21-51-10, 8th place

## Atlantic Division

Oct. 2	@ Detroit	1-2	L	Jan. 4	New Jersey	2-1	W
Oct. 4	Ottawa	0-1	L	Jan. 9	Florida	1-2	O**
Oct. 5	@ Pittsburgh	1-4	L	Jan. 12	@ Washington	2-1	W**
Oct. 8	Tampa Bay	2-3	O*	Jan. 14	Philadelphia	3-4	L
Oct. 10	Columbus	1-4	L	Jan. 15	@ Toronto	3-4	O**
Oct. 12	@ Chicago	1-2	L	Jan. 18	Columbus	3-4	O**
Oct. 14	Minnesota	1-2	L	Jan. 21	Florida	3-4	L
Oct. 15	@ NY Islanders	4-3	W**	Jan. 23	Carolina	3-5	L
Oct. 17	Vancouver	0-3	L	Jan. 25	@ Columbus	5-2	W
Oct. 19	Colorado	2-4	L	Jan. 27	@ Pittsburgh	0-3	L
Oct. 23	Boston	2-5	L	Jan. 28	Washington	4-5	O*
Oct. 25	@ Florida	3-1	W	Jan. 30	@ Phoenix	3-2	W
Oct. 26	@ Tampa Bay	2-3	L	Feb. 1	@ Colorado	1-7	L
Oct. 28	Dallas	3-4	L	Feb. 3	@ Edmonton	2-3	L
Oct. 31	@ NY Rangers	0-2	L	Feb. 5	Pittsburgh	1-5	L
Nov. 2	Anaheim	3-6	L	Feb. 6	@ Ottawa	2-3	L
Nov. 5	@ San Jose	5-4	W**	Feb. 25	Carolina#	3-2	W
Nov. 7	@ Los Angeles	0-2	L	Feb. 26	Boston	5-4	W*
Nov. 8	@ Anaheim	2-6	L	Feb. 28	San Jose	4-2	W
Nov. 12	Los Angeles	3-2	W**	Mar. 3	@ Dallas	2-3	L
Nov. 15	Toronto	3-1	W	Mar. 6	@ Tampa Bay	3-1	W
Nov. 16	@ Toronto	2-4	L	Mar. 7	@ Florida	0-2	L
Nov. 19	St. Louis	1-4	L	Mar. 9	Chicago	1-2	L
Nov. 21	@ Philadelphia	1-4	L	Mar. 11	Nashville	1-4	L
Nov. 24	Detroit	1-3	L	Mar. 13	@ Carolina	2-4	L
Nov. 27	Montreal	1-3	L	Mar. 15	@ NY Islanders	1-4	L
Nov. 29	Toronto	3-2	W*	Mar. 16	Montreal	0-2	L
Nov. 30	@ New Jersey	0-1	O*	Mar. 18	@ Calgary	1-3	L
Dec. 5	NY Rangers	1-3	L	Mar. 20	@ Edmonton	3-1	W
Dec. 7	@ Montreal	2-3	L	Mar. 23	@ Vancouver	2-4	L
Dec. 10	Ottawa	2-1	W**	Mar. 25	@ Montreal	0-2	L
Dec. 12	@ Ottawa	1-2	L	Mar. 27	@ Nashville	1-6	L
Dec. 14	Calgary	1-2	O*	Mar. 29	Tampa Bay	3-4	O*
Dec. 17	Winnipeg	4-2	W	Apr. 1	New Jersey	3-2	W**
Dec. 19	Boston	4-2	W	Apr. 3	@ St. Louis	1-2	L
Dec. 21	@ Boston	1-4	L	Apr. 4	@ Detroit	2-3	L
Dec. 23	Phoenix	2-1	W**	Apr. 6	@ Philadelphia	2-5	L
Dec. 27	@ Toronto	3-4	O**	Apr. 8	Detroit	2-4	L
Dec. 29	Washington	2-1	W**	Apr. 10	@ NY Rangers	1-2	L
Dec. 31	@ Winnipeg	0-3	L	Apr. 12	@ Boston	1-4	L
Jan. 2	@ Minnesota	1-4	L	Apr. 13	NY Islanders	3-4	O**

\* - overtime decision \*\* - shootout decision # - rescheduled from Jan. 7

## 2014-15 23-51-8, 8th place

## Atlantic Division

Oct. 9	Columbus	1-3	L	Jan. 8	@ Carolina	2-5	L
Oct. 11	@ Chicago	2-6	L	Jan. 9	@ Tampa Bay	1-2	L
Oct. 13	Anaheim	1-5	L	Jan. 13	Detroit	1-3	L
Oct. 14	@ Carolina	4-3	W**	Jan. 15	Minnesota	0-7	L
Oct. 17	Florida	0-1	L	Jan. 17	@ Philadelphia	3-4	L
Oct. 18	Boston	0-4	L	Jan. 18	@ Detroit	4-6	L
Oct. 22	@ Anaheim	1-4	L	Jan. 27	@ Calgary	1-4	L
Oct. 23	@ Los Angeles	0-2	L	Jan. 29	@ Edmonton	2-3	L
Oct. 25	@ San Jose	2-1	W	Jan. 30	@ Vancouver	2-5	L
Oct. 28	@ Toronto	0-4	L	Feb. 3	@ Montreal	3-2	W
Oct. 30	Boston	2-3	O*	Feb. 5	St. Louis	0-3	L
Nov. 1	@ Pittsburgh	0-5	L	Feb. 7	Dallas	3-2	W
Nov. 2	Toronto	3-2	W**	Feb. 8	NY Islanders	2-3	L
Nov. 5	Montreal	1-2	O**	Feb. 10	Ottawa	1-2	L
Nov. 7	Edmonton	2-3	L	Feb. 15	Philadelphia	1-2	L
Nov. 8	Pittsburgh	1-6	L	Feb. 17	@ New Jersey	1-2	O**
Nov. 11	@ St. Louis	1-6	L	Feb. 19	@ Philadelphia	3-2	W**
Nov. 13	@ Minnesota	3-6	L	Feb. 20	NY Rangers##	1-3	L
Nov. 15	Toronto	6-2	W	Feb. 22	Nashville	1-2	O**
Nov. 18	San Jose	4-1	W	Feb. 24	@ Columbus	4-2	W
Nov. 22	@ Washington	2-1	W	Feb. 26	Vancouver	6-3	W
Nov. 26	Winnipeg	1-2	L	Feb. 28	@ Florida	3-5	L
Nov. 28	Montreal	2-1	W	Mar. 3	@ Tampa Bay	0-3	L
Nov. 29	@ Montreal	4-3	W**	Mar. 6	@ Ottawa	2-3	L
Dec. 2	Tampa Bay	2-1	W**	Mar. 7	@ Washington	1-6	L
Dec. 4	@ Tampa Bay	0-5	L	Mar. 11	@ Toronto	3-4	O**
Dec. 6	@ Florida	2-3	L	Mar. 14	NY Rangers	0-2	L
Dec. 9	Los Angeles	1-0	W	Mar. 16	Washington	3-4	O**
Dec. 11	Calgary	4-3	W	Mar. 17	@ Boston	2-1	W**
Dec. 13	Florida	4-3	W*	Mar. 20	New Jersey	1-3	L
Dec. 15	Ottawa#	5-4	W**	Mar. 21	@ Nashville	0-3	L
Dec. 16	@ Winnipeg	1-5	L	Mar. 23	@ Dallas	3-4	L
Dec. 20	Colorado	1-5	L	Mar. 26	Arizona	3-4	O*
Dec. 21	@ Boston	3-4	O*	Mar. 28	@ Colorado	3-5	L
Dec. 23	@ Detroit	3-6	L	Mar. 30	@ Arizona	4-1	W
Dec. 27	NY Islanders	4-3	W**	Apr. 1	Toronto	4-3	W
Dec. 29	@ Ottawa	2-5	L	Apr. 3	Chicago	3-4	L
Dec. 31	Tampa Bay	1-5	L	Apr. 4	@ NY Islanders	0-3	L
Jan. 2	Florida	0-2	L	Apr. 6	Carolina	4-3	W
Jan. 3	@ NY Rangers	1-6	L	Apr. 10	@ Columbus	2-4	L
Jan. 6	@ New Jersey	1-4	L	Apr. 11	Pittsburgh	0-2	L

\* - overtime decision \*\* - shootout decision # - rescheduled from Feb. 20 ## - rescheduled from Nov. 21

## 2013-14 Regular-Season Scoring

NO.	PLAYER	GP	G	A	PTS	+/-	PIM	PP	SH	GW	GT	SHOTS	5%
19	Cody Hodgson	72	20	24	44	-26	20	9	0	0	0	182	11.0
63	Tyler Ennis	80	21	22	43	-25	42	6	0	0	0	210	10.0
21	Drew Stafford	70	16	18	34	-19	39	2	1	1	0	185	8.6
10	Christian Ehrhoff	79	6	27	33	-27	38	1	1	2	1	161	3.7
26	Matt Moulson	44	11	18	29	-8	20	3	0	2	0	105	10.5
57	Tyler Myers	62	9	13	22	-26	58	3	0	0	0	99	9.1
28	Zemgus Girgensons*	70	8	14	22	-6	14	0	1	1	0	115	7.0
9	Steve Ott	59	9	11	20	-26	55	6	0	1	0	99	9.1
82	Marcus Foligno	74	7	12	19	-17	82	0	1	3	0	79	8.9
4	Jamie McBain	69	6	11	17	-13	14	2	0	0	0	98	6.1
23	Ville Leino	58	0	15	15	-16	10	0	0	0	0	38	0.0
65	Brian Flynn	79	6	7	13	-10	14	0	1	0	0	102	5.9
27	Matt D'Agostini	49	5	6	11	-14	22	2	0	2	1	99	5.1
26	Thomas Vanek	13	4	5	9	-5	4	1	0	0	0	50	8.0
6	Mike Weber	68	1	8	9	-29	73	0	0	0	0	47	2.1
20	Henrik Tallinder	64	2	6	8	-21	34	0	0	0	0	40	5.0
3	Mark Pysyk*	44	1	6	7	-11	16	0	0	1	1	51	2.0
37	Matt Ellis	50	4	2	6	-6	4	0	0	0	0	70	5.7
88	Cory Conacher	19	3	3	6	-7	16	1	0	1	0	27	11.1
8	Cody McCormick	29	1	4	5	-8	45	0	0	0	0	20	5.0
55	Rasmus Ristolainen*	34	2	2	4	-15	6	0	0	0	0	52	3.8
22	Johan Larsson*	28	0	4	4	0	19	0	0	0	0	21	0.0
25	Mikhail Grigorenko*	18	2	1	3	-3	2	0	0	0	0	20	10.0
84	Philip Varone*	9	1	1	2	-3	4	0	0	0	0	15	6.7
17	Linus Omark	13	0	2	2	-5	6	0	0	0	0	10	0.0
52	Alexander Sulzer	25	0	2	2	-3	8	0	0	0	0	21	0.0
30	Ryan Miller	40	0	2	2	0	0	0	0	0	0	0	0.0
61	Nikita Zadorov*	7	1	0	1	-4	4	0	0	0	0	4	25.0
17	Torrey Mitchell	9	1	0	1	0	4	0	0	0	0	9	11.1
72	Luke Adam	12	1	0	1	0	4	0	0	0	0	16	6.3
44	Nicolas Deslauriers*	17	1	0	1	-10	18	0	0	0	0	30	3.3
32	John Scott	56	1	0	1	-12	125	0	0	0	0	16	6.3
29	Jake McCabe*	7	0	1	1	-3	15	0	0	0	0	1	0.0
78	Corey Tropp	9	0	1	1	-8	0	0	0	0	0	7	0.0
12	Kevin Porter	12	0	1	1	-5	2	0	0	0	0	3	0.0
5	Chad Ruhwedel*	21	0	1	1	-3	2	0	0	0	0	35	0.0
24	Zenon Konopka	23	0	1	1	-4	33	0	0	0	0	6	0.0
49	Connor Knapp*	2	0	1	0	0	0	0	0	0	0	0	0.0
34	Michal Neuvirth	2	0	0	0	0	0	0	0	0	0	0	0.0
36	Patrick Kaleta	5	0	0	0	-1	5	0	0	0	0	0	0.0
80	Chris Stewart	5	0	0	0	-2	6	0	0	0	0	3	0.0
50	Nathan Lieuwen*	7	0	0	0	0	0	0	0	0	0	0	0.0
31	Matt Hackett*	8	0	0	0	0	0	0	0	0	0	0	0.0
44	Brayden McNabb*	12	0	0	0	1	6	0	0	0	0	10	0.0
1	Jhonas Enroth	28	0	0	0	0	0	0	0	0	0	0	0.0
NO.	GOALTENDER	GP	MIN	GAA	W	L	T	EN	SO	GA	SA	SV%	
30	Ryan Miller	40	2383:47	2.72	15	22	3	4	0	108	1411	.923	
1	Jhonas Enroth	28	1574:14	2.82	4	17	5	6	0	74	834	.911	
50	Nathan Lieuwen*	7	363:22	2.97	1	4	0	0	0	18	191	.906	
31	Matt Hackett*	8	426:06	3.10	1	6	1	1	0	22	239	.908	
49	Connor Knapp*	2	76:31	3.14	0	0	1	0	0	4	32	.875	
34	Michal Neuvirth	2	117:03	2.56	0	2	0	1	0	5	98	.949	
GOALTENDER TOTALS			4941:03	2.81	21	51	10	12	0	231	2805	.918	

## 2014-15 Regular-Season Scoring

NO.	PLAYER	GP	G	A	PTS	+/-	PIM	PP	SH	GW	GT	SHOTS	5%
63	Tyler Ennis	78	20	26	46	-19	37	6	1	2	0	185	10.8
26	Matt Moulson	77	13	28	41	-11	4	3	0	2	0	156	8.3
12	Brian Gionta	69	13	22	35	-13	18	3	1	2	0	153	8.5
28	Zemgus Girgensons	61	15	15	30	-16	25	1	3	1	0	115	13
80	Chris Stewart	61	11	14	25	-30	63	5	0	0	0	116	9.5
21	Drew Stafford	50	9	15	24	-18	39	2	0	1	0	91	9.9
82	Marcus Foligno	57	8	12	20	-5	50	0	0	0	0	66	12.1
55	Rasmus Ristolainen	78	8	12	20	-32	26	4	0	0	0	121	6.6
65	Brian Flynn	54	5	12	17	-3	8	0	0	0	0	73	6.8
22	Johan Larsson	39	6	10	16	0	12	1	0	0	0	50	12
44	Nicolas Deslauriers*	82	5	10	15	-24	71	0	0	1	0	76	



# Year-By-Year Results RECORD BOOK

## 2015-16 35-36-11, 7th place

## Atlantic Division

Oct. 8	Ottawa	1-3	L	Jan. 10	@ Winnipeg	4-2	W
Oct. 10	Tampa Bay	1-4	L	Jan. 12	@ Minnesota	3-2	W
Oct. 12	Columbus	4-2	W	Jan. 15	Boston	1-4	L
Oct. 15	@ Florida	2-3	L	Jan. 16	Washington	4-1	W
Oct. 17	@ Tampa Bay	1-2	L	Jan. 18	@ Arizona	2-1	W
Oct. 21	Toronto	2-1	W**	Jan. 20	@ Colorado	1-2	L
Oct. 23	Montreal	2-7	L	Jan. 22	Detroit	0-3	L
Oct. 24	New Jersey	3-4	L	Jan. 25	@ NY Rangers	3-6	L
Oct. 27	@ Philadelphia	4-3	W*	Jan. 26	@ Ottawa	3-2	W
Oct. 29	@ Pittsburgh	3-4	L	Feb. 3	@ Montreal	4-2	W
Oct. 30	Philadelphia	3-1	W	Feb. 4	Boston	2-3	O**
Nov. 1	@ NY Islanders	2-1	W	Feb. 6	@ Boston	1-2	O*
Nov. 5	Tampa Bay	1-4	L	Feb. 9	Florida	4-7	L
Nov. 7	Vancouver	3-2	W	Feb. 11	@ Philadelphia	1-5	L
Nov. 10	@ Tampa Bay	4-1	W	Feb. 12	Montreal	6-4	W
Nov. 12	@ Florida	3-2	W	Feb. 14	Colorado	4-1	W
Nov. 14	San Jose	1-2	O*	Feb. 16	@ Ottawa	1-2	O**
Nov. 17	Dallas	1-3	L	Feb. 19	@ Columbus	4-0	W
Nov. 19	@ St. Louis	2-3	O**	Feb. 21	Pittsburgh	3-4	L
Nov. 21	@ Dallas	0-3	L	Feb. 24	@ Anaheim	0-1	L
Nov. 23	St. Louis	1-2	L	Feb. 26	@ San Jose	3-1	W
Nov. 25	Nashville	2-3	L	Feb. 27	@ Los Angeles	0-2	L
Nov. 27	Carolina	4-1	W	Mar. 1	Edmonton	1-2	O*
Nov. 28	@ Nashville	4-1	W	Mar. 3	Calgary	6-3	W
Dec. 1	@ Detroit	4-5	O**	Mar. 5	Minnesota	2-3	O**
Dec. 4	Arizona	5-2	W	Mar. 7	@ Toronto	4-3	W**
Dec. 6	@ Edmonton	2-4	L	Mar. 8	NY Rangers	2-4	L
Dec. 7	@ Vancouver	2-5	L	Mar. 10	@ Montreal	2-3	L
Dec. 10	@ Calgary	3-4	L	Mar. 12	Carolina	3-2	W*
Dec. 12	Los Angeles	2-1	W*	Mar. 16	Montreal	2-3	O*
Dec. 14	@ Detroit	2-1	W	Mar. 18	Ottawa	3-1	W
Dec. 15	New Jersey	0-2	L	Mar. 19	@ Toronto	1-4	L
Dec. 17	Anaheim	3-0	W	Mar. 22	@ Carolina	3-2	W
Dec. 19	Chicago	2-3	O**	Mar. 26	Winnipeg	3-2	W
Dec. 26	@ Boston	6-3	W	Mar. 28	@ Detroit	2-3	L
Dec. 28	Washington	0-2	L	Mar. 29	@ Pittsburgh	4-5	O**
Dec. 30	@ Washington	2-5	L	Mar. 31	Toronto	4-1	W
Dec. 31	NY Islanders	1-2	L	Apr. 2	@ NY Rangers	4-3	W
Jan. 2	Detroit	3-4	L	Apr. 5	@ New Jersey	3-1	W
Jan. 5	Florida	1-5	L	Apr. 8	Columbus	1-4	L
Jan. 8	@ Chicago	1-3	L	Apr. 9	@ NY Islanders	4-3	W*

\* - overtime decision \*\* - shootout decision

## 2016-17 33-37-12, 8th place

## Atlantic Division

Oct. 13	Montreal	1-4	L	Jan. 13	@ Carolina	2-5	L
Oct. 16	@ Edmonton	6-2	W	Jan. 16	Dallas	4-1	W
Oct. 18	@ Calgary	3-4	O*	Jan. 17	@ Toronto	3-4	L
Oct. 20	@ Vancouver	1-2	L	Jan. 20	Detroit	3-2	W*
Oct. 25	@ Philadelphia	3-4	O**	Jan. 21	@ Montreal	3-2	W*
Oct. 27	Minnesota	0-4	L	Jan. 24	@ Nashville	5-4	W*
Oct. 29	Florida	3-0	W	Jan. 26	@ Dallas	3-4	L
Oct. 30	@ Winnipeg	3-1	W	Jan. 31	@ Montreal	2-5	L
Nov. 1	@ Minnesota	2-1	W	Feb. 2	NY Rangers	1-2	O*
Nov. 3	Toronto	1-2	L	Feb. 4	Ottawa	4-0	W
Nov. 5	@ Ottawa	2-1	W	Feb. 6	@ New Jersey	1-2	L
Nov. 7	@ Boston	0-4	L	Feb. 7	San Jose	5-4	W*
Nov. 9	Ottawa	1-2	O**	Feb. 9	Anaheim	2-5	L
Nov. 11	New Jersey	1-2	O*	Feb. 11	@ Toronto	3-1	W
Nov. 12	@ New Jersey	2-4	L	Feb. 12	Vancouver	2-4	L
Nov. 15	@ St. Louis	1-4	L	Feb. 14	@ Ottawa	3-2	W
Nov. 17	Tampa Bay	1-4	L	Feb. 16	Colorado	2-0	W
Nov. 19	Pittsburgh	2-1	W**	Feb. 18	St. Louis	3-2	W
Nov. 21	Calgary	4-2	W	Feb. 19	Chicago	1-5	L
Nov. 23	Detroit	1-2	O**	Feb. 25	@ Colorado	3-5	L
Nov. 25	@ Washington	1-3	L	Feb. 26	@ Toronto	2-3	L
Nov. 29	@ Ottawa	5-4	W	Feb. 28	Nashville	4-5	O*
Dec. 1	NY Rangers	4-3	W	Mar. 2	Arizona	6-3	W
Dec. 3	Boston	1-2	L	Mar. 4	Tampa Bay	1-2	O**
Dec. 5	@ Washington	2-3	O*	Mar. 5	@ Pittsburgh	3-4	L
Dec. 6	Edmonton	4-3	W*	Mar. 7	Philadelphia	3-6	L
Dec. 9	Washington	1-4	L	Mar. 10	@ Columbus	3-4	L
Dec. 13	Los Angeles	6-3	W	Mar. 11	Columbus	5-3	W
Dec. 16	NY Islanders	3-2	W*	Mar. 14	@ San Jose	1-4	L
Dec. 17	@ Carolina	1-2	O**	Mar. 16	@ Los Angeles	0-2	L
Dec. 20	@ Florida	3-4	O**	Mar. 17	@ Anaheim	2-1	W**
Dec. 22	Carolina	1-3	L	Mar. 20	@ Detroit	2-1	W
Dec. 23	@ NY Islanders	1-5	L	Mar. 21	Pittsburgh	1-3	L
Dec. 27	@ Detroit	4-3	W	Mar. 25	Toronto	5-2	W
Dec. 29	Boston	2-4	L	Mar. 27	Florida	4-2	W
Dec. 31	@ Boston	1-3	L	Mar. 28	@ Columbus	1-3	L
Jan. 3	@ NY Rangers	4-1	W	Apr. 2	NY Islanders	2-4	L
Jan. 5	@ Chicago	3-4	O*	Apr. 3	Toronto	2-4	L
Jan. 7	Winnipeg	4-3	W	Apr. 5	Montreal	2-1	W
Jan. 10	Philadelphia	4-1	W	Apr. 8	@ Florida	0-3	L
Jan. 12	@ Tampa Bay	2-4	L	Apr. 9	@ Tampa Bay	2-4	L

\* - overtime decision \*\* - shootout decision

## 2015-16 Regular-Season Scoring

NO.	PLAYER	GP	G	A	PTS	+/-	PIM	PP	SH	GW	OT	SHOTS	%
90	Ryan O'Reilly	71	21	39	60	-16	8	8	1	2	1	157	13.4
15	Jack Eichel*	81	24	32	56	-16	22	8	0	5	1	238	10.1
23	Sam Reinhart*	79	23	19	42	-8	8	8	0	3	0	165	13.9
55	Rasmus Ristolainen	82	9	32	41	-21	33	4	0	1	0	202	4.5
9	Evander Kane	65	20	15	35	-14	91	2	1	3	0	271	7.4
12	Brian Gionta	79	12	21	33	-5	12	1	0	2	1	169	7.1
88	Jamie McGinn	63	14	13	27	-10	6	0	3	0	0	109	12.8
47	Zach Bogosian	64	7	17	24	-11	68	3	0	1	0	121	5.8
82	Marcus Foligno	75	10	13	23	4	79	0	2	2	0	81	12.3
26	Matt Moulton	81	8	13	21	-5	16	2	0	1	0	111	7.2
28	Zemgus Girgensons	71	7	11	18	0	20	1	0	1	1	110	6.4
22	Johan Larsson	74	10	17	17	-4	27	1	0	5	0	95	10.5
46	Cody Franson	59	4	13	17	-5	26	1	0	1	0	92	4.3
17	David Legwand	79	5	9	14	-4	14	0	1	0	0	61	8.2
29	Jake McCabe*	77	4	10	14	6	51	0	0	0	0	62	6.5
44	Nicolas Deslauriers	70	6	6	12	-14	59	0	0	1	0	72	8.3
4	Josh Gorges	77	2	10	12	-7	72	0	0	0	0	57	3.5
63	Tyler Ennis	23	3	8	11	-9	11	2	0	0	0	57	5.3
3	Mark Pysyk	55	1	10	11	-1	32	0	0	0	0	44	2.3
19	Cal O'Reilly	20	3	4	7	-1	2	1	0	1	0	10	3.0
6	Mike Weber	35	1	4	5	3	32	0	0	0	0	28	3.6
25	Carlo Colaiacovo	36	1	4	5	-11	10	0	0	0	0	29	3.4
34	Casey Nelson*	7	0	4	4	1	8	0	0	0	0	5	0.0
59	Tim Schaller*	17	1	2	3	3	2	0	1	1	0	18	5.6
71	Evan Rodrigues*	2	1	1	2	2	0	0	0	0	0	8	12.5
84	Phil Varone	5	1	1	2	1	2	0	0	0	0	2	5.0
52	Hudson Fasching*	7	1	1	2	2	4	0	0	0	0	9	11.1
31	Chad Johnson	45	0	2	2	0	0	0	0	0	0	0	0.0
40	Robin Lehner	21	0	1	1	0	8	0	0	0	0	0	0.0
33	Jason Kasdorf*	1	0	0	0	0	0	0	0	0	0	0	0.0
5	Chad Ruhwedel	1	0	0	0	0	2	0	0	0	0	1	0.0
10	Cole Schneider*	2	0	0	0	0	0	0	0	0	0	5	0.0
56	Justin Bailey*	8	0	0	0	-2	2	0	0	0	0	22	0.0
43	Daniel Catenacci*	11	0	0	0	-2	0	0	0	0	0	7	0.0
35	Linus Ullmark*	20	0	0	0	0	0	0	0	0	0	0	0.0
NO.	GOALTENDER	GP	MIN	GAA	W	L	T	EN	SO	GA	SA	SV%	
31	Chad Johnson	45	2591:05	2.36	22	16	4	8	1	102	1270	.920	
35	Linus Ullmark*	20	1130:40	2.60	8	10	2	2	0	49	565	.913	
40	Robin Lehner	21	1164:05	2.47	5	9	5	1	1	48	634	.924	
33	Jason Kasdorf*	1	60:00	4.00	0	1	0	0	0	4	30	.867	
<b>GOALTENDER TOTALS</b>			<b>4945:50</b>	<b>2.46</b>	<b>35</b>	<b>36</b>	<b>11</b>	<b>11</b>	<b>2</b>	<b>203</b>	<b>2499</b>	<b>.919</b>	

\* - rookie

## 2016-17 Regular-Season Scoring

NO.	PLAYER	GP	G	A	PTS	+/-	PIM	PP	SH	GW	OT	SHOTS	%
15	Jack Eichel	61	24	33	57	-13	22	10	0	4	1	249	9.6
90	Ryan O'Reilly	72	20	35	55	-1	10	8	1	3	0	189	10.6
23	Sam Reinhart	79	17	30	47	-11	8	9	0	3	0	178	9.6
21	Kyle Okposo	65	19	26	45	-7	24	7	0	2	1	156	12.2
55	Rasmus Ristolainen	79	6	39	45	-9	58	1	0	2	2	186	3.2
9	Evander Kane	70	28	15	43	-17	113	3	0	5	1	260	10.8
12	Brian Gionta	82	15	20	35	-11	22	3	1	3	0	149	10.1
26	Matt Moulton	81	14	18	32	-4	10	11	0	2	0	134	10.4
82	Marcus Foligno	80	13	10	23	-1	73	0	1	0	0	97	13.4
29	Jake McCabe	76	3	17	20	-7	26	1	0	1	0	79	3.8
6	Cody Franson	68	3	16	19	-5	34	1	0	0	0	93	3.2
28	Zemgus Girgensons	75	7	9	16	-7	18	0	0	0	0	112	6.3
63	Tyler Ennis	51	5	8	13	-10	12	0	0	1	0	89	5.6
22	Johan Larsson	36	6	5	11	-7	20	1	0	2	0	49	12.2
47	Zach Bogosian	56	2	9	11	-17	46	0	0	1	1	73	2.7
48	William Carrier*	41	5	3	8	-1	21	0	0	1	0	50	10.0
41	Justin Falk	52	0	8	8	-3	29	0	0	0	0	33	0.0
38	Taylor Fedun	27	0	7	7	3	16	0	0	0	0	24	0.0
71	Evan Rodrigues*	30	4	2	6	-7	4	1	0	0	0	51	7.8
4	Josh Gorges	66	1	5	6	-3	50	0	0	0	0	40	2.5
77	Dmitry Kulikov	47	2	3	5	-26	26	1	0	0	0	42	4.8
73	Nicholas Baptiste*	14	3	1	4	1	6	0	0	0			





# Year-By-Year Results

## RECORD BOOK

### 2017-18 25-45-12, 8th place

### Atlantic Division

Oct. 5	Montreal	2-3	O**	Jan. 7	@ Philadelphia	1-4	L
Oct. 7	@ NY Islanders	3-6	L	Jan. 9	Winnipeg	4-7	L
Oct. 9	New Jersey	2-6	L	Jan. 11	Columbus	3-1	W
Oct. 12	@ San Jose	2-3	L	Jan. 18	@ NY Rangers	3-4	L
Oct. 14	@ Los Angeles	2-4	L	Jan. 20	Dallas	1-7	L
Oct. 15	@ Anaheim	3-1	W	Jan. 22	@ Calgary	2-1	W*
Oct. 17	@ Vegas	4-5	O*	Jan. 23	@ Edmonton	5-0	W
Oct. 20	Vancouver	2-4	L	Jan. 25	@ Vancouver	4-0	W
Oct. 21	@ Boston	5-4	W*	Jan. 30	New Jersey	1-3	L
Oct. 24	Detroit	1-0	W	Feb. 1	Florida	2-4	L
Oct. 25	@ Columbus	1-5	L	Feb. 3	St. Louis	0-1	L
Oct. 28	San Jose	2-3	L	Feb. 6	Anaheim	3-4	O*
Nov. 2	@ Arizona	5-4	W	Feb. 8	NY Islanders	4-3	W
Nov. 4	@ Dallas	1-5	L	Feb. 10	@ Boston	4-2	W
Nov. 7	Washington	3-1	W	Feb. 11	Colorado	4-5	L
Nov. 10	Florida	1-4	L	Feb. 13	Tampa Bay	5-3	W
Nov. 11	@ Montreal	1-2	O*	Feb. 15	@ Ottawa	2-3	O*
Nov. 14	@ Pittsburgh	4-5	O*	Feb. 17	Los Angeles	2-4	L
Nov. 17	@ Detroit	1-3	L	Feb. 19	Washington	2-3	L
Nov. 18	Carolina	1-3	L	Feb. 22	@ Detroit	3-2	W*
Nov. 20	Columbus	2-3	L	Feb. 24	@ Washington	1-5	L
Nov. 22	Minnesota	4-5	L	Feb. 25	Boston	4-1	W
Nov. 24	Edmonton	3-1	W	Feb. 28	@ Tampa Bay	2-1	W*
Nov. 25	@ Montreal	0-3	L	Mar. 2	@ Florida	1-4	L
Nov. 28	Tampa Bay	0-2	L	Mar. 5	Toronto	5-3	W
Dec. 1	Pittsburgh	0-4	L	Mar. 7	Calgary	1-5	L
Dec. 2	@ Pittsburgh	1-5	L	Mar. 8	@ Ottawa	4-3	W**
Dec. 5	@ Colorado	4-2	W	Mar. 10	Vegas	1-2	O**
Dec. 8	@ Chicago	2-3	O*	Mar. 15	Toronto	2-5	L
Dec. 10	@ St. Louis	2-3	O*	Mar. 17	Chicago	5-3	W
Dec. 12	Ottawa	3-2	W	Mar. 19	Nashville	0-4	L
Dec. 14	@ Philadelphia	1-2	L	Mar. 21	Arizona	1-4	L
Dec. 15	Carolina	4-5	O*	Mar. 23	Montreal	0-3	L
Dec. 19	Boston	0-3	L	Mar. 24	@ NY Rangers	1-5	L
Dec. 22	Philadelphia	4-2	W	Mar. 26	@ Toronto	3-2	W
Dec. 23	@ Carolina	2-4	L	Mar. 29	Detroit	3-6	L
Dec. 27	@ NY Islanders	2-3	O*	Mar. 31	@ Nashville	7-4	W
Dec. 29	@ New Jersey	4-3	W*	Apr. 2	@ Toronto	2-5	L
Jan. 1	NY Rangers	2-3	O*	Apr. 4	Ottawa	2-4	L
Jan. 4	@ Minnesota	2-6	L	Apr. 6	@ Tampa Bay	5-7	L
Jan. 5	@ Winnipeg	3-4	L	Apr. 7	@ Florida	3-4	L

\* - overtime decision \*\* - shootout decision

### 2017-18 Regular-Season Scoring

NO.	PLAYER	GP	G	A	PTS	+/-	PIM	PP	SH	GW	OT	SHOTS	%
15	Jack Eichel	67	25	39	64	-25	32	3	0	4	1	246	10.2
90	Ryan O'Reilly	81	24	37	61	-23	2	15	0	3	1	230	10.4
23	Sam Reinhart	82	25	25	50	-24	26	12	0	5	0	188	13.3
21	Kyle Okposo	76	15	29	44	-34	40	6	0	2	0	161	9.3
55	Rasmus Ristolainen	73	6	35	41	-25	48	1	0	1	1	182	3.3
9	Evander Kane	61	20	20	40	-14	57	3	3	2	0	227	8.8
29	Jason Pominville	82	16	18	34	-17	8	5	0	1	1	168	9.5
71	Evan Rodrigues	48	7	18	25	-10	14	1	0	0	0	91	7.7
6	Marco Scandella	82	5	17	22	-15	37	0	0	1	1	138	3.6
67	Benoit Pouliot	74	13	6	19	-8	22	1	2	4	0	83	15.7
22	Johan Larsson	80	4	13	17	-30	49	0	1	0	0	86	4.7
28	Zemgus Girgensons	71	7	8	15	-12	26	0	2	0	0	113	6.2
20	Scott Wilson	49	6	8	14	-17	8	0	0	0	0	85	7.1
19	Jake McCabe	53	3	9	12	-11	26	1	0	0	0	53	5.7
93	Victor Antipin*	47	0	10	10	-9	18	0	0	0	0	40	0.0
82	Nathan Beaulieu	59	1	8	9	-19	36	0	0	0	0	67	1.5
17	Jordan Nolan	69	4	4	8	-13	69	0	0	0	0	50	8.0
8	Casey Nelson	37	3	5	8	-14	8	0	1	0	0	48	6.3
13	Nicholas Baptiste*	33	4	2	6	-4	14	0	0	1	0	45	8.9
37	Casey Mittelstadt*	6	1	4	5	1	2	1	0	0	0	9	11.1
45	Brendan Guhle*	18	0	5	5	-6	10	0	0	0	0	37	0.0
95	Justin Bailey	12	3	1	4	-2	2	0	0	0	0	19	15.8
10	Jacob Josefson	39	2	2	4	-4	6	0	0	0	0	35	5.7
25	Seth Griffith	21	2	1	3	-6	6	0	0	0	0	15	13.3
41	Justin Falk	46	1	1	2	-16	28	0	0	0	0	36	2.8
4	Josh Gorges	34	0	2	2	-4	17	0	0	0	0	15	0.0
92	Alexander Nylander*	3	1	0	1	-3	0	0	0	0	0	2	50.0
27	Taylor Fedun	7	0	1	1	-1	2	0	0	0	0	8	0.0
47	Zach Bogosian	18	0	1	1	-9	20	0	0	0	0	29	0.0
32	Adam Wilcox*	1	0	0	0	0	0	0	0	0	0	0	0.0
65	Danny O'Regan*	2	0	0	0	1	0	0	0	0	0	0	0.0
38	Zach Redmond	3	0	0	0	1	2	0	0	0	0	7	0.0
24	Hudson Fasching	5	0	0	0	-1	2	0	0	0	0	1	0.0
35	Linus Ullmark*	5	0	0	0	0	0	0	0	0	0	0	0.0
51	Kyle Crisculo*	9	0	0	0	-4	4	0	0	0	0	5	0.0
26	Matt Moulson	14	0	0	0	-9	2	0	0	0	0	13	0.0
5	Matt Tennyson	15	0	0	0	-8	8	0	0	0	0	25	0.0
31	Chad Johnson	36	0	0	0	0	0	0	0	0	0	0	0.0
40	Robin Lehner	53	0	0	0	0	2	0	0	0	0	0	0.0
NO.	GOALTENDER	GP	MIN	GAA	W	L	T	EN	SO	GA	SA	SV%	
40	Robin Lehner	53	2852:01	3.01	14	26	9	10	3	143	1560	.908	
31	Chad Johnson	36	1773:32	3.55	10	16	3	7	0	105	962	.891	
35	Linus Ullmark*	5	240:18	2.00	1	2	0	3	0	8	123	.935	
32	Adam Wilcox	1	38:39	0.00	0	1	0	1	0	0	14	1.000	
<b>GOALTENDER TOTALS</b>			<b>4904:30</b>	<b>3.13</b>	<b>25</b>	<b>45</b>	<b>12</b>	<b>21</b>	<b>3</b>	<b>256</b>	<b>2659</b>	<b>.904</b>	







# All-Time Home & Away Records

## RECORD BOOK

### Home

YEAR	GP	W	L	T/OTL	GF	GA	PTS
1970-71	39	16	13	10	119	123	42
1971-72	39	11	19	9	110	127	31
1972-73	39	30	6	3	162	80	63
1973-74	39	23	10	6	142	99	52
1974-75	40	28	6	6	199	113	62
1975-76	40	28	7	5	197	106	61
1976-77	40	27	8	5	165	101	59
1977-78	40	25	7	8	142	86	58
1978-79	40	19	13	8	150	130	46
1979-80	40	27	5	8	180	95	62
1980-81	40	21	7	12	177	111	54
1981-82	40	23	8	9	179	128	55
1982-83	40	25	7	8	189	124	58
1983-84	40	25	9	6	168	119	56
1984-85	40	23	10	7	164	116	53
1985-86	40	23	16	1	169	147	47
1986-87	40	18	18	4	153	144	40
1987-88	40	19	14	7	144	138	45
1988-89	40	25	12	3	167	141	53
1989-90	40	27	11	2	160	121	56
1990-91	40	15	13	12	157	129	42
1991-92	40	22	13	5	158	133	49
1992-93	42	25	15	2	190	145	52
1993-94	42	22	17	3	140	107	47
1994-95	24	15	8	1	80	58	31
1995-96	41	19	17	5	125	111	43
1996-97	41	24	11	6	139	107	54
1997-98	41	20	13	8	113	82	48
1998-99	41	23	12	6	117	88	52
1999-00	41	21	14	6	112	98	48
2000-01	41	26	12	3	120	89	55
2001-02	41	20	16	5	111	93	45
2002-03	41	18	16	7	112	106	43
2003-04	41	21	13	7	126	108	49
2005-06	41	27	11	3	151	109	57
2006-07	41	28	10	3	161	122	59
2007-08	41	20	15	6	139	118	46
2008-09	41	23	15	3	123	111	49
2009-10	41	25	10	6	122	92	56
2010-11	41	21	16	4	123	110	46
2011-12	41	21	12	8	121	105	50
2012-13	24	11	10	3	58	70	25
2013-14	41	13	21	7	85	119	33
2014-15	41	14	22	5	79	117	33
2015-16	41	16	19	6	96	109	38
2016-17	41	20	15	6	106	108	46
2017-18	41	11	25	5	91	137	27
<b>TOTALS</b>	<b>1,869</b>	<b>1,004</b>	<b>597</b>	<b>268</b>	<b>6,491</b>	<b>5,230</b>	<b>2,276</b>

### Away

GP	W	L	T/OTL	GF	GA	PTS	
39	8	26	5	98	168	21	
39	5	24	10	93	162	20	
39	7	21	11	95	139	25	
39	9	24	6	100	151	24	
40	21	10	9	155	127	51	
40	18	14	8	142	134	44	
40	21	16	3	136	119	45	
40	19	12	9	146	129	47	
40	17	15	8	130	133	42	
40	20	12	8	138	106	48	
40	18	13	9	150	139	45	
40	16	18	6	128	145	38	
40	13	22	5	129	161	31	
40	23	16	1	147	138	47	
40	15	18	7	126	121	37	
40	14	21	5	127	144	33	
40	10	26	4	127	164	24	
40	18	18	4	139	167	40	
40	13	23	4	124	158	30	
40	18	16	6	126	127	42	
40	16	17	7	135	149	39	
40	9	24	7	131	166	25	
42	13	21	8	145	152	34	
42	21	15	6	142	111	48	
24	7	11	6	50	61	20	
41	14	25	2	122	151	30	
41	16	19	6	98	101	38	
41	16	16	9	98	105	41	
41	14	16	11	90	87	39	
41	14	18	9	101	106	37	
41	20	18	3	98	95	43	
41	15	19	7	102	107	37	
41	9	21	11	78	113	29	
41	16	21	4	94	113	36	
41	25	13	3	125	125	53	
41	25	12	4	137	116	54	
41	19	16	6	112	115	44	
41	18	17	6	119	118	42	
41	20	17	4	109	109	44	
41	22	13	6	117	118	50	
41	18	20	3	90	118	39	
24	10	11	3	60	69	23	
41	8	30	3	65	124	19	
41	9	29	3	74	152	21	
41	19	17	5	103	106	43	
41	13	22	6	93	123	32	
41	14	20	7	107	141	35	
<b>TOTALS</b>	<b>1,869</b>	<b>723</b>	<b>863</b>	<b>283</b>	<b>5,351</b>	<b>5,983</b>	<b>1,729</b>

Note: GF/GA totals do not include team shootout goals.







# All-Time Records by Opponent

## RECORD BOOK

### Sabres All-Time Records by Opponent

TEAM	GP	W	L	OTL/T	GF	GA	PTS
Anaheim	36	18	14	4	98	88	40
Arizona	78	46	23	9	275	209	101
Boston	289	124	121	44	915	929	292
Calgary	107	52	37	18	373	332	122
Carolina	201	102	73	26	678	587	230
Chicago	121	54	51	16	375	358	124
Columbus	29	11	16	2	75	85	24
Colorado	143	62	57	24	488	489	148
Dallas	122	56	49	17	384	365	129
Detroit	137	60	59	18	449	450	138
Edmonton	75	26	38	11	239	264	63
Florida	96	48	40	8	264	245	104
Los Angeles	123	59	45	19	448	381	137
Minnesota	22	9	12	1	48	68	19
Montreal	279	126	112	41	808	851	293
Nashville	25	10	11	4	65	76	24
New Jersey	154	75	53	26	489	441	176
NY Islanders	168	81	63	24	503	480	186
NY Rangers	180	81	64	35	571	559	197
Ottawa	137	67	50	20	379	354	154
Philadelphia	176	68	84	24	514	560	160
Pittsburgh	188	65	80	43	603	617	173
San Jose	39	24	9	6	142	108	54
St. Louis	118	46	55	17	353	394	109
Tampa Bay	98	54	36	8	290	257	116
Toronto	210	115	69	26	748	587	256
Vancouver	120	49	52	19	393	395	117
Vegas	2	0	0	2	5	7	2
Washington	158	88	50	20	547	420	196
Winnipeg	61	26	24	11	202	184	63
Defunct Clubs	46	25	13	8	191	139	58







# All-Time Records by Opponent

## RECORD BOOK

### Sabres All-Time Records by Opponent | Home

TEAM	GP	W	L	OTL/T	GF	GA	PTS
Anaheim	17	§8	6	3	48	44	19
Arizona	39	25	7	7	153	98	57
Boston	144	73	48	23	494	416	169
Calgary	52	33	13	6	211	145	72
Carolina	98	58	32	8	378	279	124
Chicago	60	34	18	8	214	158	76
Colorado	70	38	21	11	265	226	87
Columbus	14	6	7	1	38	40	13
Dallas	59	33	15	11	211	157	77
Detroit	65	36	19	10	252	193	82
Edmonton	37	14	15	8	127	128	36
Florida	47	27	16	4	134	106	58
Los Angeles	60	35	16	9	248	166	79
Minnesota	10	2	7	1	16	33	5
Montreal	137	72	39	26	413	363	170
Nashville	11	1	6	4	28	40	6
New Jersey	76	40	25	†11	260	221	91
NY Islanders	83	44	27	12	270	233	100
NY Rangers	90	48	28	14	333	274	110
Ottawa	65	35	22	8	194	156	78
Philadelphia	85	42	33	10	280	244	94
Pittsburgh	92	41	#29	‡22	323	257	104
San Jose	19	17	1	1	81	50	35
St. Louis	59	31	22	6	212	185	68
Tampa Bay	46	24	17	5	136	130	53
Toronto	104	69	27	8	405	269	146
Vancouver	59	31	*20	8	210	172	70
Washington	77	46	†22	9	286	200	101
Winnipeg	30	17	9	4	119	80	38
<b>Defunct Clubs</b>	23	13	5	5	94	63	31

\* - includes one game played in Hamilton, Ontario  
 † - includes one game played in Rochester, New York  
 § - includes 2011 NHL Premiere game played in Helsinki, Finland

# - includes one game played in Sacramento, California  
 ‡ - includes 2008 Winter Classic played in Orchard Park, New York







# All-Time Records by Opponent

## RECORD BOOK

### Sabres All-Time Records by Opponent | Away

TEAM	GP	W	L	OTL/T	GF	GA	PTS
Anaheim	17	9	8	0	44	39	18
Arizona	37	20	15	2	116	103	42
Boston	141	48	72	21	408	503	117
Calgary	53	18	23	12	159	181	48
Carolina	100	44	39	17	293	296	105
Chicago	59	19	33	7	154	194	45
Colorado	71	23	35	13	215	256	59
Columbus	12	4	7	1	31	36	9
Dallas	61	23	32	6	171	196	52
Detroit	68	22	38	8	189	246	52
Edmonton	36	10	23	3	104	135	23
Florida	45	21	20	4	123	123	46
Los Angeles	61	‡24	27	10	196	207	58
Minnesota	10	7	3	0	26	24	14
Montreal	138	54	71	13	392	477	121
Nashville	12	8	4	0	30	28	16
New Jersey	75	34	*26	15	222	208	83
NY Islanders	82	36	35	#11	224	235	83
NY Rangers	87	33	34	20	232	273	86
Ottawa	68	30	27	11	174	186	71
Philadelphia	88	25	49	14	228	308	64
Pittsburgh	93	24	49	20	275	346	68
San Jose	18	7	6	5	57	52	19
St. Louis	57	15	32	10	139	205	40
Tampa Bay	48	28	†17	3	142	114	59
Toronto	102	44	40	18	331	303	106
Vancouver	59	17	31	11	177	219	45
Washington	78	41	26	11	255	211	93
Winnipeg	29	9	13	7	76	93	25
<b>Defunct Clubs</b>	23	12	8	3	97	76	27

\* - includes one game played in Hamilton, Ontario  
 † - includes one game played in Orlando, Florida

# - includes one game played in Minneapolis, Minnesota  
 ‡ - includes 2011 NHL Premiere game played in Berlin, Germany







# Last 10 Games vs. Opponents RECORD BOOK

## Overall | Most to Least Recent

Team	1	2	3	4	5	6	7	8	9	10	Record
Anaheim Ducks	O	W	W	L	L	W	L	L	L	L	3-6-1
Arizona Coyotes	L	W	W	L	W	W	W	O	W	W	7-2-1
Boston Bruins	W	W	L	W	L	L	L	L	O	O	3-5-2
Calgary Flames	L	W	W	O	W	L	L	W	L	O	4-4-2
Carolina Hurricanes	L	O	L	L	L	O	W	W	W	W	4-4-2
Chicago Blackhawks	W	O	L	O	L	O	L	L	L	L	1-6-3
Colorado Avalanche	L	W	L	W	W	L	L	L	L	L	3-7-0
Columbus Blue Jackets	W	L	L	L	W	L	L	W	W	L	4-6-0
Dallas Stars	L	L	L	W	L	L	L	W	L	L	2-8-0
Detroit Red Wings	L	W	L	W	W	W	W	O	L	L	5-4-1
Edmonton Oilers	W	W	W	W	O	L	L	L	W	L	5-4-1
Florida Panthers	L	L	L	L	L	W	O	W	L	L	2-7-1
Los Angeles Kings	L	L	L	W	L	W	W	L	W	L	4-6-0
Minnesota Wild	L	L	W	L	O	W	L	L	L	L	2-7-1
Montreal Canadiens	L	L	O	O	W	L	W	L	O	L	2-5-3
Nashville Predators	W	L	O	W	W	L	L	O	L	L	3-5-2
New Jersey Devils	L	W	L	L	L	O	W	L	L	L	2-7-1
New York Islanders	W	O	L	L	L	W	W	L	W	L	4-5-1
New York Rangers	L	L	O	O	W	W	W	L	L	L	3-5-2
Ottawa Senators	L	W	O	W	W	W	W	O	W	W	7-1-2
Philadelphia Flyers	L	W	L	L	W	O	L	W	W	W	5-4-1
Pittsburgh Penguins	L	L	O	L	L	W	O	L	L	L	1-7-2
San Jose Sharks	L	L	L	W	W	O	W	W	W	W	6-3-1
St. Louis Blues	L	O	W	L	L	O	L	L	L	L	1-7-2
Tampa Bay Lightning	L	W	W	L	L	O	L	L	W	L	3-6-1
Toronto Maple Leafs	L	W	L	W	L	W	W	L	L	W	5-5-0
Vancouver Canucks	W	L	L	L	L	W	W	L	L	L	3-7-0
Vegas Golden Knights	O	O									0-0-2
Washington Capitals	L	L	W	L	O	L	W	L	L	O	2-6-2
Winnipeg Jets	L	L	W	W	W	W	L	L	L	W	5-5-0

## Home | Most to Least Recent

Team	1	2	3	4	5	6	7	8	9	10	Record
Anaheim Ducks	O	L	W	L	L	W	W	L	W	W	5-4-1
Arizona Coyotes	L	W	W	O	W	L	W	W	O	L	5-3-2
Boston Bruins	L	L	L	O	L	O	L	W	W	L	2-6-2
Calgary Flames	W	W	W	O	W	W	W	W	W	W	9-0-1
Carolina Hurricanes	O	L	L	W	W	W	W	L	L	W	5-4-1
Chicago Blackhawks	W	L	O	L	L	L	W	W	T	L	3-5-2
Colorado Avalanche	L	W	W	L	L	O	O	L	W	L	3-5-2
Columbus Blue Jackets	W	L	W	L	W	L	O	L	W	W	5-4-1
Dallas Stars	L	W	L	W	L	W	W	W	W	W	7-3-0
Detroit Red Wings	L	W	W	O	L	L	L	W	L	L	3-6-1
Edmonton Oilers	W	W	O	L	L	W	W	W	L	L	5-4-1
Florida Panthers	L	L	W	W	L	L	L	W	L	L	3-7-0
Los Angeles Kings	L	W	W	W	W	W	W	W	W	L	8-2-0
Minnesota Wild	L	L	O	L	L	W	L	L	L	L	1-8-1
Montreal Canadiens	L	O	W	L	O	W	L	W	O	L	3-4-3
Nashville Predators	L	O	L	O	L	O	L	W	L	T	1-5-4
New Jersey Devils	L	L	O	L	L	L	W	W	W	W	4-5-1
New York Islanders	W	L	W	L	L	W	O	W	L	W	5-4-1
New York Rangers	O	O	W	L	L	L	L	L	W	O	2-5-3
Ottawa Senators	L	W	W	O	W	L	L	W	W	L	5-4-1
Philadelphia Flyers	W	L	W	W	L	L	L	W	W	O	5-4-1
Pittsburgh Penguins	L	L	W	L	L	L	L	L	L	W	2-8-0
San Jose Sharks	L	W	O	W	W	W	W	W	L	W	7-2-1
St. Louis Blues	L	W	L	L	L	L	W	L	L	L	2-8-0
Tampa Bay Lightning	W	L	O	L	L	L	L	W	O	O	2-5-3
Toronto Maple Leafs	L	W	L	W	L	W	W	W	W	W	7-3-0
Vancouver Canucks	L	L	W	W	L	W	W	W	L	W	6-4-0
Vegas Golden Knights	O										0-0-1
Washington Capitals	L	W	L	W	L	O	O	W	O	W	4-3-3
Winnipeg Jets	L	W	W	L	W	L	L	O	W	W	5-4-1







Last 10 Games vs. Opponents  
**RECORD BOOK**

**Road | Most to Least Recent**

Team	1	2	3	4	5	6	7	8	9	10	Record
Anaheim Ducks	W	W	L	L	L	W	L	L	L	W	4-6-0
Arizona Coyotes	W	L	W	W	W	W	W	W	L	W	8-2-0
Boston Bruins	W	W	L	L	O	W	W	O	L	L	4-4-2
Calgary Flames	W	O	L	L	L	L	L	L	W	L	2-7-1
Carolina Hurricanes	L	L	O	W	L	W	L	L	L	L	2-7-1
Chicago Blackhawks	O	O	L	L	L	L	L	L	W	W	2-6-2
Colorado Avalanche	W	L	L	L	L	O	O	W	W	L	3-5-2
Columbus Blue Jackets	L	L	L	W	L	W	W	L	W	L	4-6-0
Dallas Stars	L	L	L	L	L	L	W	W	L	L	2-8-0
Detroit Red Wings	W	L	W	W	L	W	O	L	L	L	4-5-1
Edmonton Oilers	W	W	L	L	W	W	W	W	L	T	6-3-1
Florida Panthers	L	L	L	O	W	L	L	L	L	W	2-7-1
Los Angeles Kings	L	L	L	L	L	W	O	L	W	L	2-7-1
Minnesota Wild	L	W	W	L	L	W	W	W	L	W	6-4-0
Montreal Canadiens	L	O	L	W	L	W	W	W	L	L	4-5-1
Nashville Predators	W	W	W	L	L	W	W	W	L	L	6-4-0
New Jersey Devils	W	L	L	W	O	L	O	O	W	L	3-4-3
New York Islanders	O	L	L	W	W	L	L	W	W	W	5-4-1
New York Rangers	L	L	W	W	L	L	L	L	O	W	3-6-1
Ottawa Senators	W	O	W	W	W	O	W	L	L	L	5-3-2
Philadelphia Flyers	L	L	O	L	W	W	L	L	L	L	2-7-1
Pittsburgh Penguins	L	O	L	O	L	L	L	L	W	W	2-6-2
San Jose Sharks	L	L	W	W	W	W	W	L	W	T	6-3-1
St. Louis Blues	O	L	O	L	L	L	W	O	O	L	1-5-4
Tampa Bay Lightning	L	W	L	L	W	L	L	L	L	W	3-7-0
Toronto Maple Leafs	L	W	W	L	L	W	O	L	O	O	3-4-3
Vancouver Canucks	W	L	L	L	L	W	L	L	L	T	2-7-1
Vegas Golden Knights	O										0-0-1
Washington Capitals	L	O	L	L	L	W	W	L	L	W	3-6-1
Winnipeg Jets	L	W	W	L	L	L	L	L	O	W	3-6-1







# Record by Day of the Week

## RECORD BOOK

### 2001-02 Season

DAY	NO.	RECORD	PTS
Sunday	9	6-2-1	13
Monday	6	2-4-0	4
Tuesday	14	4-5-5	13
Wednesday	10	5-3-2	12
Thursday	9	3-6-0	6
Friday	16	8-7-1	17
Saturday	18	7-9-2	16

### 2002-03 Season

DAY	NO.	RECORD	PTS
Sunday	5	1-2-2	4
Monday	7	1-5-1	3
Tuesday	15	3-9-3	9
Wednesday	9	5-3-1	11
Thursday	9	2-5-2	6
Friday	14	7-5-2	16
Saturday	23	8-15-0	16

### 2003-04 Season

DAY	NO.	RECORD	PTS
Sunday	3	2-1-0	4
Monday	9	4-5-0	8
Tuesday	8	3-4-1	7
Wednesday	16	8-5-3	19
Thursday	10	3-7-0	6
Friday	15	11-4-0	22
Saturday	21	6-12-3	15

### 2005-06 Season

DAY	NO.	RECORD	PTS
Sunday	7	5-1-1	11
Monday	6	4-1-1	9
Tuesday	10	9-0-1	19
Wednesday	11	6-5-0	12
Thursday	16	10-3-3	23
Friday	12	7-5-0	14
Saturday	20	11-9-0	22

### 2006-07 Season

DAY	NO.	RECORD	PTS
Sunday	4	2-1-1	5
Monday	5	4-1-0	8
Tuesday	11	9-1-1	19
Wednesday	10	7-3-0	14
Thursday	12	10-2-0	20
Friday	15	11-3-1	23
Saturday	25	10-12-1	21

### 2007-08 Season

DAY	NO.	RECORD	PTS
Sunday	5	2-3-0	4
Monday	7	2-3-2	6
Tuesday	8	5-1-2	12
Wednesday	17	10-7-0	20
Thursday	9	4-3-2	10
Friday	18	7-7-4	18
Saturday	18	9-7-2	20

### 2008-09 Season

DAY	NO.	RECORD	PTS
Sunday	1	0-1-0	0
Monday	9	4-4-1	9
Tuesday	8	4-4-0	8
Wednesday	14	8-5-1	17
Thursday	9	5-3-1	11
Friday	16	10-5-1	21
Saturday	24	10-9-5	25

### 2009-10 Season

DAY	NO.	RECORD	PTS
Sunday	5	4-1-0	8
Monday	8	5-3-0	10
Tuesday	7	3-3-1	7
Wednesday	16	10-6-0	20
Thursday	8	4-2-2	10
Friday	15	10-4-1	21
Saturday	23	9-8-6	24

### 2010-11 Season

DAY	NO.	RECORD	PTS
Sunday	7	4-1-2	10
Monday	3	1-2-0	2
Tuesday	16	9-5-2	20
Wednesday	10	5-4-1	11
Thursday	9	6-1-2	14
Friday	15	7-7-1	15
Saturday	22	11-9-2	24

### 2011-12 Season

DAY	NO.	RECORD	PTS
Sunday	1	1-0-0	2
Monday	6	4-2-0	8
Tuesday	14	8-5-1	17
Wednesday	12	4-4-4	12
Thursday	8	3-5-0	6
Friday	17	10-6-1	22
Saturday	24	9-10-5	23

### 2012-13 Season

DAY	NO.	RECORD	PTS
Sunday	11	3-7-1	7
Monday	2	1-1-0	2
Tuesday	12	5-6-1	11
Wednesday	1	1-0-0	2
Thursday	9	4-3-2	10
Friday	5	3-2-0	6
Saturday	8	4-2-2	10

### 2013-14 Season

DAY	NO.	RECORD	PTS
Sunday	8	2-5-1	5
Monday	6	1-5-0	2
Tuesday	17	7-8-2	16
Wednesday	6	1-4-1	3
Thursday	19	4-14-1	9
Friday	9	4-4-1	9
Saturday	17	2-11-4	8

### 2014-15 Season

DAY	NO.	RECORD	PTS
Sunday	6	1-3-2	4
Monday	7	3-3-1	7
Tuesday	17	7-9-1	15
Wednesday	6	1-3-2	4
Thursday	13	3-8-2	8
Friday	11	1-10-0	2
Saturday	22	7-15-0	14

### 2015-16 Season

DAY	NO.	RECORD	PTS
Sunday	5	3-2-0	6
Monday	9	4-5-0	8
Tuesday	15	6-5-4	16
Wednesday	7	2-4-1	5
Thursday	14	4-8-2	10
Friday	12	7-5-0	14
Saturday	20	9-7-4	22

### 2016-17 Season

DAY	NO.	RECORD	PTS
Sunday	8	2-6-0	4
Monday	8	4-3-1	9
Tuesday	21	10-7-4	24
Wednesday	3	1-0-2	4
Thursday	16	3-11-2	8
Friday	9	3-5-1	7
Saturday	17	10-5-2	22

### 2017-18 Season

DAY	NO.	RECORD	PTS
Sunday	5	2-2-1	5
Monday	9	3-5-1	7
Tuesday	13	6-4-3	15
Wednesday	7	1-5-1	3
Thursday	15	6-7-2	14
Friday	13	3-8-2	8
Saturday	20	4-14-2	10







Record by Month  
**RECORD BOOK**

**2001-02 Season**

MONTH	NO.	RECORD	PTS
October	13	5-7-1	11
November	14	6-7-1	13
December	13	4-7-2	10
January	13	7-5-1	15
February	5	1-2-2	4
March	17	8-7-2	18
April	7	4-1-2	10

**2002-03 Season**

MONTH	NO.	RECORD	PTS
October	10	3-5-2	8
November	13	1-10-2	4
December	14	4-9-1	9
January	13	7-4-2	16
February	13	4-8-1	9
March	16	7-8-1	15
April	3	1-1-1	3

**2003-04 Season**

MONTH	NO.	RECORD	PTS
October	11	6-5-0	12
November	14	5-7-2	12
December	13	4-8-1	9
January	16	8-6-2	18
February	11	5-5-1	11
March	15	9-5-1	19
April	2	0-2-0	0

**2005-06 Season**

MONTH	NO.	RECORD	PTS
October	11	7-4-0	14
November	14	8-5-1	17
December	14	11-2-1	23
January	11	6-4-1	13
February	6	4-0-2	10
March	17	9-7-1	19
April	9	7-2-0	14

**2006-07 Season**

MONTH	NO.	RECORD	PTS
October	11	10-0-1	21
November	13	9-3-1	19
December	14	9-4-1	19
January	14	6-7-1	13
February	11	8-2-1	17
March	15	8-5-2	18
April	4	3-1-0	6

**2007-08 Season**

MONTH	NO.	RECORD	PTS
October	10	5-5-0	10
November	13	6-6-1	13
December	14	8-5-1	17
January	13	4-5-4	12
February	15	8-4-3	19
March	14	6-5-3	15
April	3	2-1-0	4

**2008-09 Season**

MONTH	NO.	RECORD	PTS
October	10	6-2-2	14
November	13	5-7-1	11
December	14	6-6-2	14
January	13	9-4-0	18
February	13	5-6-2	12
March	12	6-5-1	13
April	7	4-2-1	9

**2009-10 Season**

MONTH	NO.	RECORD	PTS
October	11	8-2-1	17
November	13	7-5-1	15
December	15	9-4-2	20
January	14	8-3-3	19
February	7	1-4-2	4
March	16	10-5-1	21
April	6	2-4-0	4

**2010-11 Season**

MONTH	NO.	RECORD	PTS
October	12	3-7-2	8
November	13	6-6-1	13
December	12	6-5-1	13
January	12	8-3-1	17
February	12	6-4-2	22
March	16	10-4-2	22
April	5	4-0-1	9

**2011-12 Season**

MONTH	NO.	RECORD	PTS
October	10	6-4-0	12
November	14	7-6-1	15
December	14	4-7-3	11
January	12	4-7-1	9
February	13	7-3-3	17
March	16	10-4-2	22
April	3	1-1-1	3

**2012-13 Season**

MONTH	NO.	RECORD	PTS
October			
November			
December			
January	7	3-3-1	7
February	14	5-9-0	10
March	15	5-5-5	15
April	12	8-4-0	16

**2013-14 Season**

MONTH	NO.	RECORD	PTS
October	15	2-12-1	5
November	13	4-8-1	9
December	12	5-5-2	12
January	13	4-5-4	12
February	7	3-4-0	6
March	14	2-11-1	5
April	8	1-6-1	3

**2014-15 Season**

MONTH	NO.	RECORD	PTS
October	11	2-8-1	5
November	13	6-6-1	13
December	14	6-7-1	13
January	12	0-12-0	0
February	13	5-6-2	12
March	13	2-8-3	7
April	6	2-4-0	4

**2015-16 Season**

MONTH	NO.	RECORD	PTS
October	11	4-7-0	8
November	13	6-5-2	14
December	14	5-7-2	12
January	12	5-7-0	10
February	13	5-5-3	13
March	15	7-4-4	18
April	4	3-1-0	6

**2016-17 Season**

MONTH	NO.	RECORD	PTS
October	8	3-3-2	8
November	14	5-6-3	13
December	14	5-6-3	13
January	13	7-5-1	15
February	14	6-6-2	14
March	14	6-7-1	13
April	5	1-4-0	2

**2017-18 Season**

MONTH	NO.	RECORD	PTS
October	12	3-7-2	8
November	13	3-8-2	8
December	13	4-5-4	12
January	12	4-7-1	9
February	14	6-6-2	14
March	14	5-8-1	11
April	4	0-4-0	0







Record by Month  
**RECORD BOOK**

**Best and Worst Records by Month**

MONTH	BEST (YEAR)	WORST (YEAR)
<b>October</b>	10-0-1, 21 pts. (2006)	1-7-2, 4 pts. (1986)
<b>November</b>	12-1-3, 27 pts (1974)	1-10-2, 4 pts. (2002)
<b>December</b>	11-2-1, 23 pts. (2005)	3-8-2, 8 pts. (1970)
<b>January</b>	11-0-2, 24 pts. (1984)	0-12-0, 0 pts. (2015)
<b>February</b>	10-4-0, 20 pts. (1977)	4-10-1, 9 pts. (1971)
	9-2-2, 20 pts. (1978)	3-6-3, 9 pts. (1972)
		3-4-0, 6 pts. (2014)**
		1-4-2, 4 pts. (2010)**
<b>March</b>	10-3-4, 24 pts. (1979)	2-11-1, 5 pts. (1996)
<b>April</b>	8-4-0, 16 pts. (2013)*	0-1-0, 0 pts. (1983)
	6-7-2, 14 pts. (1995)*	0-7-0, 0 pts. (1993)
	7-2-0, 14 pts. (2006)	0-2-0, 0 pts. (2004)
		0-4-0, 0 pts. (2018)
<b>May</b>	2-0-0, 4 pts. (1995)*	

\* Schedule affected by shortened season (48 games)    \*\* Schedule affected by Olympics







## The Last Time the Sabres... **RECORD BOOK**

### The Last Time the Sabres...

**RECORDED A HAT TRICK:**

**HOME:** 12/15/2017 vs. Carolina (Jack Eichel)

**ROAD:** 3/31/2018 at Nashville (Sam Reinhart)

**SCORED TWO HAT TRICKS IN ONE GAME:**

1/18/2008 vs. Atlanta (Drew Stafford & Derek Roy)

**HAD A FOUR-GOAL GAME:**

4/10/2010 at Ottawa (Thomas Vanek)

**HAD A FIVE-GOAL GAME:**

2/6/1986 at Boston (Dave Andreychuk)

**ALLOWED A HAT TRICK:**

**HOME:** 4/19/2013 vs. NY Rangers (Brad Richards)

**ROAD:** 1/4/2018 at Minnesota (Nino Niederreiter)

**ALLOWED TWO HAT TRICKS IN ONE GAME:**

11/22/1987 vs. Los Angeles (Bernie Nicholls & Bob Carpenter)

**ALLOWED A FOUR-GOAL GAME:**

11/2/2005 vs. Ottawa (Daniel Alfredsson & Martin Havlat)

**ALLOWED A FIVE-GOAL GAME:**

(Has never happened)

**WON A HOME GAME IN OVERTIME:**

2/7/2017 vs. San Jose (Evander Kane)

**LOST A HOME GAME IN OVERTIME:**

2/6/2018 vs. Anaheim Ducks (Adam Henrique)

**WON A ROAD GAME IN OVERTIME:**

2/28/2018 at Tampa Bay (Jason Pominville)

**LOST A ROAD GAME IN OVERTIME:**

2/15/2018 at Ottawa (Mike Hoffman)

**WON A HOME GAME IN A SHOOTOUT:**

11/19/2016 vs. Pittsburgh (Cal O'Reilly)

**LOST A HOME GAME IN A SHOOTOUT:**

3/10/2018 vs. Vegas (Erik Haula)

**WON A ROAD GAME IN A SHOOTOUT:**

3/9/2018 at Ottawa (Jacob Josefson)

**LOST A ROAD GAME IN A SHOOTOUT:**

12/20/2016 at Florida (Vincent Trochek)

**SHUT OUT AN OPPONENT AT HOME:**

10/24/2017 vs. Detroit (Robin Lehner, 32 saves)

**SHUT OUT OPPONENT ON THE ROAD:**

1/25/2018 at Vancouver (Robin Lehner, 30 saves)

**WERE SHUT OUT AT HOME:**

3/23/2018 vs. Montreal (Antti Niemi, 35 saves)

**WERE SHUT OUT ON THE ROAD:**

11/25/2017 at Montreal (Carey Price, 36 saves)

### The Last Time the Sabres...

**HAD TWO STRAIGHT SHUTOUTS:**

1/23/2018 at Edmonton (Robin Lehner, 33 saves)

1/25/2018 at Vancouver (Robin Lehner, 30 saves)

**WERE SHUT OUT IN TWO STRAIGHT GAMES:**

11/28/2017 vs. Tampa Bay (Andrei Vasilevskiy, 34 saves)

12/1/2017 vs. Pittsburgh (Tristan Jarry, 34 saves)

**WON A 1-0 GAME AT HOME:**

10/24/2017 vs. Detroit (Robin Lehner, 32 saves)

**WON A 1-0 GAME ON THE ROAD:**

3/1/2012 at San Jose (Ryan Miller)

**LOST A 1-0 GAME AT HOME:**

2/3/2018 vs. St. Louis (Carter Hutton, 27 saves)

**LOST A 1-0 GAME ON THE ROAD:**

2/24/2016 at Anaheim (Frederik Anderson, 26 saves)

**WON BY FIVE OR MORE GOALS:**

**HOME:** 2/8/2012 (6-0 vs. Boston)

**ROAD:** 1/23/2018 (5-0 at Edmonton)

**LOST BY FIVE OR MORE GOALS:**

**HOME:** 1/20/2018 (7-1 vs. Dallas)

**ROAD:** 1/3/2015 (6-1 at NY Rangers)

**SCORED 10 OR MORE GOALS AT HOME:**

1/18/2008 vs. Atlanta (10-1)

**SCORED 10 OR MORE GOALS ON THE ROAD:**

1/28/2009 at Edmonton (10-2)

**ALLOWED 10 OR MORE GOALS AT HOME:**

11/2/2005 vs. Ottawa (10-4)

**ALLOWED 10 OR MORE GOALS ON THE ROAD:**

3/12/1988 at Calgary (10-4)

**RECORDED 20 OR MORE SHOTS IN A PERIOD:**

4/7/2018 vs. Florida (21 – 3rd)

**ALLOWED 20 OR MORE SHOTS IN A PERIOD:**

10/20/2017 vs. Vancouver (20 – 2nd)

**SCORED FIVE GOALS IN A PERIOD:**

**HOME:** 11/28/2009 vs. Carolina (3rd)

**ROAD:** 3/31/2018 at Nashville (2nd)

**RECORDED 50 OR MORE SHOTS:**

10/29/2015 at Pittsburgh (53)

**ALLOWED 50 OR MORE SHOTS:**

12/8/2017 at Chicago (51)

**SCORED A SHORTHANDED GOAL:**

2/11/2018 vs. Colorado (Benoit Pouliot & Casey Nelson)

**SCORED A GOAL WHILE TWO MEN SHORT:**

1/30/1990 at Quebec (Phil Housley)







# The Last Time the Sabres... **RECORD BOOK**

## The Last Time the Sabres...

- SCORED TWO SHORTHANDED GOALS IN ONE GAME:**  
2/11/2018 vs Colorado (Benoit Pouliot & Casey Nelson)
- SCORED THREE SHORTHANDED GOALS IN ONE GAME:**  
3/19/1998 vs. Florida (Michael Peca & Alexei Zhitnik [2])
- ALLOWED A SHORTHANDED GOAL:**  
3/29/2018 vs. Detroit Red Wings (Darren Helm)
- ALLOWED A SHORTHANDED GOAL WITH A TWO-MAN ADVANTAGE:**  
10/20/2006 vs. Carolina (Mike Commodore)
- ALLOWED TWO SHORTHANDED GOALS IN ONE GAME:**  
10/7/2017 at NY Islanders (Casey Cizikas & John Tavares)
- ALLOWED THREE SHORTHANDED GOALS IN ONE GAME:**  
(Has never happened)
- SCORED AN EMPTY NET GOAL:**  
**HOME:** 3/17/2018 vs. Chicago (Sam Reinhart)  
**ROAD:** 2/10/2018 at Boston (Rasmus Ristolainen)
- ALLOWED AN EMPTY NET GOAL:**  
**HOME:** 4/5/2018 vs. Ottawa (Alexander Burrows)  
**ROAD:** 4/7/2108 at Florida (Vincent Trocheck)
- SCORED ON A PENALTY SHOT:**  
2/12/2016 vs. Montreal (Marcus Foligno on Mike Condon)
- WERE UNSUCCESSFUL ON A PENALTY SHOT:**  
12/22/2017 vs. Philadelphia (Evander Kane on Brian Elliot)
- ALLOWED A GOAL ON A PENALTY SHOT:**  
12/1/2017 vs. Pittsburgh (Tom Kuhnhackl on Robin Lehner)
- STOPPED THE SHOOTER ON A PENALTY SHOT:**  
3/27/2017 vs. Florida (Reilly Smith on Robin Lehner)
- LAST FOUR-POINT GAME:**  
1/23/2018 at Edmonton, Jack Eichel (1+3)
- LAST FIVE-POINT GAME:**  
3/31/2018 at Nashville, Jack Eichel (0+5)
- LAST SIX-POINT GAME:**  
2/10/1993 at Winnipeg, Pat LaFontaine (1+5)

## The Last Time the Sabres...Leads & Deficits

- The Sabres trailed by two goals and won:**  
March 31, 2018 at Nashville (7-4)
- The Sabres trailed by three goals and won:**  
October 21, 2017 at Boston (5-4, OT)
- The Sabres trailed by four goals and won:**  
January 21, 1989 at Boston (6-5, OT)
- The Sabres trailed by five goals and won:**  
February, 25, 1983 vs. Boston (7-6)
- The Sabres led by two goals and lost:**  
March 29, 2018 vs. Detroit (6-3)
- The Sabres led by three goals and lost:**  
March 5, 2017 at Pittsburgh (4-3)
- The Sabres led by four goals and lost:**  
March 12, 1988 at Calgary (10-4)
- The Sabres led by five goals and lost:**  
(Has never happened)







# RECORD BOOK

## Longest Winning Streaks

Games	Dates
10	10/4/06 to 10/26/06
10	1/4/84 to 1/23/84
9	12/11/76 to 12/29/76
9	11/24/79 to 12/13/79

*Note: Sabres won 15 straight over two seasons - 4/8/06 to 10/26/06*

## Longest (Regulation) Losing Streaks

Games	Dates
14	12/29/14 to 1/30/15
8	1/25/03 to 2/13/03
7	3/7/14 to 3/18/14
7	12/4/03 to 12/19/03
7	12/20/02 to 12/31/02
7	11/3/02 to 11/19/02

## Longest Unbeaten (Point) Streaks

Games	Dates
14	3/6/80 to 4/6/80
13	1/4/84 to 1/29/84
13	1/21/98 to 3/2/98

## Longest Winless Streaks

Games	Dates
14	12/29/14 to 1/30/15
12	11/23/91 to 12/20/91
12	10/25/02 to 11/19/02
10	11/7/71 to 12/1/71
10	12/26/07 to 1/16/08

## Most Consecutive Ties

Games	Dates
4	12/22/77 to 1/1/78
4	1/9/81 to 1/16/81
4	2/26/82 to 3/6/82
4	12/9/84 to 12/16/84

## Last Winning Streaks

Games	Dates
5	3/19/12 to 3/27/12
6	12/27/09 to 1/8/10
7	12/4/06 to 12/19/06
8	3/3/06 to 3/16/06
9	11/24/79 to 12/13/79
10	10/4/06 to 10/26/06

## Last (Regulation) Losing Streaks

Games	Dates
5	1/14/12 to 1/21/12
6	12/28/15 to 1/8/16
7	3/7/14 to 3/18/14
8	1/25/03 to 2/13/03
9	None
10+	12/29/14 to 1/30/15 (14 games)

## Last Unbeaten (Point) Streaks

Games	Dates
6	1/24/12 to 2/10/12
7	2/23/11 to 3/6/11
8	11/29/98 to 12/18/98
9	3/12/12 to 3/27/12
10	12/23/84 to 1/12/85
11	12/15/77 to 1/11/78
12	1/29/97 to 2/23/97
13	1/21/98 to 3/2/98
14	3/6/80 to 4/6/80

## Last Winless Streaks

Games	Dates
6	11/7/16 to 11/17/16
7	11/10/17 to 11/22/17
8	12/4/03 to 12/23/03
9	None
10	12/26/07 to 1/16/08
11	None
12	11/23/91 to 12/20/91
13	None
14	12/29/14 to 1/30/15

*Note: This column identifies the last streak of each exact corresponding number of games.*







# Sabres Season-Openers RECORD BOOK

## Opener

SEASON	DATE	OPPONENT	SCORE
1970-71	10/10/70	at PIT	2-1
1971-72	10/10/71	vs. PIT	2-1
1972-73	10/8/72	vs. ATL	5-3
1973-74	10/10/73	at TOR	4-7
1974-75	10/10/74	vs. BOS	9-5
1975-76	10/9/75	vs. DET	4-0
1976-77	10/9/76	at DET	0-4
1977-78	10/13/77	vs. NYI	3-2
1978-79	10/12/78	vs. NYI	2-2
1979-80	10/11/79	vs. WSH	6-3

## Home

DATE	OPPONENT	SCORE
10/15/70	vs. MTL	0-3
10/10/71	vs. PIT	2-1
10/8/72	vs. ATL	5-3
10/14/73	vs. VAN	3-1
10/10/74	vs. BOS	9-5
10/9/75	vs. DET	4-0
10/10/76	vs. MTL	3-1
10/13/77	vs. NYI	3-2
10/12/78	vs. NYI	2-2
10/11/79	vs. WSH	6-3

## Road

DATE	OPPONENT	SCORE
10/10/70	at PIT	2-1
10/12/71	at STL	1-4
10/14/72	at ATL	1-1
10/10/73	at TOR	4-7
10/12/74	at PHI	1-6
10/18/75	at STL	5-3
10/9/76	at DET	0-4
10/15/77	at TOR	5-2
10/14/78	at MIN	5-2
10/13/79	at NYI	5-2

1980-81	10/9/80	at CHI	3-4
1981-82	10/7/81	vs. WSH	5-3
1982-83	10/6/82	vs. QUE	4-6
1983-84	10/5/83	vs. HFD	5-3
1984-85	10/11/84	vs. MTL	4-3
1985-86	10/10/85	vs. HFD	4-5
1986-87	10/9/86	at WPG	2-3
1987-88	10/8/87	vs. MIN	2-2*
1988-89	10/6/88	vs. MTL	3-2
1989-90	10/5/89	vs. QUE	4-3

10/12/80	vs. HFD	3-3
10/7/81	vs. WSH	5-3
10/6/82	vs. QUE	4-6
10/5/83	vs. HFD	5-3
10/11/84	vs. MTL	4-3
10/10/85	vs. HFD	4-5
10/12/86	vs. CGY	2-4
10/8/87	vs. MIN	2-2*
10/6/88	vs. MTL	3-2
10/5/89	vs. QUE	4-3

10/9/80	at CHI	3-4
10/10/81	at MTL	0-9
10/9/82	at QUE	4-6
10/8/83	at QUE	2-9
10/13/84	at TOR	3-4*
10/12/85	at MIN	6-2
10/9/86	at WPG	2-3
10/10/87	at MTL	3-6
10/8/88	at WSH	2-6
10/7/89	at MTL	1-5

1990-91	10/4/90	vs. MTL	3-3*
1991-92	10/4/91	vs. PIT	4-5
1992-93	10/8/92	vs. QUE	4-5
1993-94	10/7/93	at BOS	5-3
1994-95	1/20/95	at NYR	2-1
1995-96	10/7/95	at OTT	3-1
1996-97	10/4/96	at EDM	3-4
1997-98	10/1/97	at STL	3-1
1998-99	10/10/98	at DAL	1-4
1999-00	10/2/99	at DET	0-2

10/4/90	vs. MTL	3-3*
10/4/91	vs. PIT	4-5
10/8/92	vs. QUE	4-5
10/10/93	vs. HFD	2-3
1/25/95	vs. NJD	2-1
10/13/95	vs. ANA	1-4
10/12/96	vs. DET	1-6
10/7/97	vs. DAL	2-4
10/16/98	vs. FLA	2-2*
10/8/99	vs. WSH	2-3

10/6/90	at MTL	5-6
10/5/91	at WSH	1-3
10/10/92	at HFD	5-2
10/7/93	at BOS	5-3
1/20/95	at NYR	2-1
10/7/95	at OTT	3-1
10/4/96	at EDM	3-4
10/1/97	at STL	3-1
10/10/98	at DAL	1-4
10/2/99	at DET	0-2

2000-01	10/5/00	vs. CHI	4-2
2001-02	10/4/01	vs. ATL	1-2
2002-03	10/10/02	vs. NYI	5-1
2003-04	10/9/03	at PHI	0-2
2005-06	10/5/05	vs. NYI	6-4
2006-07	10/4/06	at CAR	3-2**
2007-08	10/5/07	vs. NYI	4-6
2008-09	10/10/08	vs. MTL	2-1**
2009-10	10/3/09	vs. MTL	1-2 *

10/5/00	vs. CHI	4-2
10/4/01	vs. ATL	1-2
10/10/02	vs. NYI	5-1
10/11/03	vs. NYI	0-6
10/5/05	vs. NYI	6-4
10/6/06	vs. MTL	5-4**
10/5/07	vs. NYI	4-6
10/10/08	vs. MTL	2-1**
10/3/09	vs. MTL	1-2 *

10/13/00	at EDM	2-3
10/7/01	at NYR	4-5*
10/12/02	at MTL	6-1
10/9/03	at PHI	0-2
10/8/05	at OTT	0-5
10/4/06	at CAR	3-2**
10/6/07	at NYI	2-3
10/13/08	at NYI	7-1
10/10/09	at NSH	1-0

2010-11	10/8/10	at OTT	2-1
2011-12	10/7/11	vs. ANA	4-1
2012-13	1/20/13	vs. PHI	5-2
2013-14	10/2/13	at DET	1-2
2014-15	10/9/14	vs. CBJ	1-3
2015-16	10/8/15	vs. OTT	1-3
2016-17	10/13/16	vs. MTL	1-4
2017-18	10/5/17	vs. MTL	2-3**

10/9/10	vs. NYR	3-6
10/7/11	vs. ANA	4-1
1/20/13	vs. PHI	5-2
10/4/13	vs. OTT	0-1
10/9/14	vs. CBJ	1-3
10/8/15	vs. OTT	1-3
10/13/16	vs. MTL	1-4
10/5/17	vs. MTL	2-3**

10/8/10	at OTT	2-1
10/8/11	at LAK	4-2
1/21/13	at TOR	2-1
10/2/13	at DET	1-2
10/11/14	at CHI	2-6
10/15/15	at FLA	2-3
10/16/16	at EDM	6-2
10/7/17	at NYI	3-6

The Sabres are 24-18-5 in opening games (17-9-5 at home and 7-9-0 on the road). The club is 21-19-7 in home openers and 19-27-1 in road openers.

\*Game decided in overtime \*\*Game decided in shootout







# Sabres Record by Season

## RECORD BOOK

### Preseason

SEASON	W	L	OTL/T
1970-71	1	4	4
1971-72	3	1	5
1972-73	4	2	2
1973-74	0	6	2
1974-75	4	4	0
1975-76	3	6	0
1976-77	4	5	1
1977-78	3	3	4
1978-79	5	6	0
1979-80	3	6	2

### Regular Season

GP	W	L	OTL/T	GF	GA	PTS
78	24	39	15	217	291	63
78	16	43	19	203	289	51
78	37	27	14	257	219	88
78	32	34	12	242	250	76
80	49	16	15	354	240	113
80	46	21	13	339	240	105
80	48	24	8	301	220	104
80	44	19	17	288	215	105
80	36	28	16	280	263	88
80	47	17	16	318	201	110

### Playoffs

W	L
-	-
-	-
2	4
-	-
10	7
4	5
2	4
3	5
1	2
9	5

1980-81	4	5	2
1981-82	2	5	3
1982-83	5	2	4
1983-84	2	8	0
1984-85	5	2	2
1985-86	3	3	2
1986-87	4	5	0
1987-88	7	2	0
1988-89	7	0	1
1989-90	4	3	2

80	39	20	21	327	250	99
80	39	26	15	307	273	93
80	38	29	13	318	285	89
80	48	25	7	315	257	103
80	38	28	14	290	237	90
80	37	37	6	296	291	80
80	28	44	8	280	308	64
80	37	32	11	283	305	85
80	38	35	7	291	299	83
80	45	27	8	286	248	98

4	4
1	3
6	4
0	3
2	3
-	-
-	-
2	4
1	4
2	4

1990-91	2	4	2
1991-92	3	5	1
1992-93	5	4	0
1993-94	1	6	0
1994-95	2	4	1
1995-96	4	4	0
1996-97	3	4	1
1997-98	0	6	2
1998-99	2	6	0
1999-00	2	4	1

80	31	30	19	292	278	81
80	31	37	12	289	299	74
84	38	36	10	335	297	86
84	43	32	9	282	218	95
48	22	19	7	130	119	51
82	33	42	7	247	262	73
82	40	30	12	237	208	92
82	36	29	17	211	187	89
82	37	28	17	207	175	91
82	35	32	15	213	204	85

2	4
3	4
4	4
3	4
1	4
-	-
5	7
10	5
14	7
1	4

2000-01	7	1	0
2001-02	2	4	0
2002-03	4	2	1
2003-04	3	4	1
2005-06	6	2	0
2006-07	4	1	0
2007-08	4	2	0
2008-09	2	4	1
2009-10	4	1	1

82	46	30	6	218	184	98
82	35	35	12	213	200	82
82	27	37	18	190	219	72
82	37	34	11	220	221	85
82	52	24	6	276	234	110
82	53	22	7	298	238	113
82	39	31	12	251	233	90
82	41	32	9	242	229	91
82	45	27	10	231	201	100

7	6
-	-
-	-
-	-
11	7
9	7
-	-
-	-
2	4

2010-11	4	2	0
2011-12	4	2	0
2012-13	-	-	-
2013-14	4	2	1
2014-15	2	3	1
2015-16	4	3	0
2016-17	4	3	0
2017-18	1	4	1

82	43	29	10	240	228	96
82	39	32	11	211	223	89
48	21	21	6	118	139	48
82	21	51	10	150	243	52
82	23	51	8	153	269	54
82	35	36	11	199	215	81
82	33	37	12	199	231	78
82	25	45	12	198	278	62

3	4
-	-
-	-
-	-
-	-
-	-
-	-
-	-

<b>TOTALS</b>	<b>156</b>	<b>165</b>	<b>51</b>	<b>3,738</b>	<b>1,727</b>	<b>1,460</b>	<b>551</b>	<b>11,842</b>	<b>11,213</b>	<b>4,005</b>	<b>124</b>	<b>132</b>
---------------	------------	------------	-----------	--------------	--------------	--------------	------------	---------------	---------------	--------------	------------	------------

Note: GF/GA totals do not include team shootout goals.





Regular-Season OT Goals  
**RECORD BOOK**

**1983-1992**

DATE	OPPONENT	SCORER	SCORE	TIME
Oct. 26, 1983	at Detroit	Steve Yzerman	6-5 DET	4:38
<b>Nov. 16, 1983</b>	<b>at Winnipeg</b>	<b>Mike Ramsey</b>	<b>6-5 BUF</b>	<b>0:17</b>
<b>Feb. 8, 1984</b>	<b>at Pittsburgh</b>	<b>Dave Andreychuk</b>	<b>6-5 BUF</b>	<b>0:31</b>
<b>Feb. 17, 1984</b>	<b>Minnesota</b>	<b>Dave Andreychuk (2)</b>	<b>5-4 BUF</b>	<b>1:31</b>
<b>Feb. 21, 1984</b>	<b>at Philadelphia</b>	<b>Phil Housley</b>	<b>5-4 BUF</b>	<b>4:09</b>
<b>Mar. 11, 1984</b>	<b>Hartford</b>	<b>Mike Foligno</b>	<b>4-3 BUF</b>	<b>1:53</b>
Oct. 13, 1984	at Toronto	Jim Benning	4-3 TOR	2:41
Feb. 15, 1985	Montreal	Mats Naslund	4-3 MTL	2:31
Mar. 24, 1985	Boston	Dave Reid	4-3 BOS	0:56
Nov. 30, 1985	at Toronto	Steve Thomas	3-2 TOR	0:26
<b>Jan. 17, 1986</b>	<b>Montreal</b>	<b>Gates Orlando</b>	<b>5-4 BUF</b>	<b>1:11</b>
Mar. 11, 1986	at St. Louis	Charlie Bourgeois	3-2 STL	2:04
Oct. 22, 1986	at Pittsburgh	Randy Cunneynworth	5-4 PIT	2:30
Nov. 12, 1986	N.Y. Rangers	Walt Poddubny	2-1 NYR	2:01
Dec. 20, 1986	at Toronto	Steve Thomas (2)	5-4 TOR	4:55
Jan. 8, 1987	at Minnesota	Brian Bellows	5-4 MIN	1:05
<b>Jan. 18, 1987</b>	<b>Edmonton</b>	<b>Scott Arniel</b>	<b>6-5 BUF</b>	<b>1:49</b>
Feb. 14, 1988	Chicago	Steve Thomas (3)	4-3 CHI	3:48
Oct. 9, 1988	at Philadelphia	Ron Sutter	4-3 PHI	2:44
Nov. 13, 1988	Edmonton	Esa Tikkanen	5-4 EDM	3:25
<b>Nov. 25, 1988</b>	<b>Chicago</b>	<b>Phil Housley (2)</b>	<b>5-4 BUF</b>	<b>3:15</b>
Dec. 3, 1988	at Montreal	Guy Carbonneau	3-2 MTL	4:22
Jan. 4, 1989	Hartford	Brian Lawton	5-4 HFD	3:19
<b>Jan. 21, 1989</b>	<b>at Boston</b>	<b>Pierre Turgeon</b>	<b>6-5 BUF</b>	<b>3:58</b>
<b>Oct. 27, 1989</b>	<b>Toronto</b>	<b>Pierre Turgeon</b>	<b>6-5 BUF</b>	<b>2:30</b>
Dec. 7, 1989	at Philadelphia	Ron Sutter (2)	4-3 PHI	0:24
Dec. 29, 1989	Boston	Craig Janney	4-3 BOS	1:33
<b>Feb. 20, 1990</b>	<b>at Winnipeg</b>	<b>Mike Hartman</b>	<b>4-3 BUF</b>	<b>2:06</b>
Mar. 14, 1990	Los Angeles	Bob Kudelski	6-5 LAK	1:25
<b>Mar. 18, 1990</b>	<b>Winnipeg</b>	<b>Phil Housley (3)</b>	<b>4-3 BUF</b>	<b>2:03</b>
<b>Mar. 31, 1990</b>	<b>at Pittsburgh</b>	<b>Uwe Krupp</b>	<b>3-2 BUF</b>	<b>1:00</b>
<b>Nov. 23, 1990</b>	<b>Edmonton</b>	<b>Benoit Hogue</b>	<b>3-2 BUF</b>	<b>0:34</b>
Dec. 7, 1990	Hartford	Scott Young	4-3 HFD	0:53
<b>Dec. 18, 1990</b>	<b>at Hartford</b>	<b>Dave Andreychuk (3)</b>	<b>4-3 BUF</b>	<b>1:07</b>
Feb. 6, 1991	St. Louis	Brett Hull	5-4 STL	4:15
<b>Mar. 20, 1991</b>	<b>Montreal</b>	<b>Dave Andreychuk (4)</b>	<b>3-2 BUF</b>	<b>1:14</b>
<b>Nov. 8, 1991</b>	<b>Philadelphia</b>	<b>Donald Audette</b>	<b>4-3 BUF</b>	<b>1:29</b>
Nov. 29, 1991	N.Y. Rangers	Mark Messier	5-4 NYR	0:43
<b>Jan. 23, 1992</b>	<b>at Pittsburgh</b>	<b>Donald Audette (2)</b>	<b>5-4 BUF</b>	<b>4:15</b>
Mar. 28, 1992	at Boston	Steve Heinze	4-3 BOS	3:59







## Regular-Season OT Goals RECORD BOOK

### 1992-1999

DATE	OPPONENT	SCORER	SCORE	TIME
<b>Oct. 16, 1992</b>	<b>Tampa Bay</b>	<b>Bob Sweeney</b>	<b>5-4 BUF</b>	<b>2:30</b>
Nov. 2, 1992	at N.Y. Rangers	Darren Turcotte	7-6 NYR	0:58
<b>Jan. 3, 1993</b>	<b>St. Louis</b>	<b>Brad May</b>	<b>6-5 BUF</b>	<b>1:20</b>
Jan. 17, 1993	at Edmonton	Zdeno Ciger	3-2 EDM	0:25
<b>Jan. 19, 1993</b>	<b>at Calgary</b>	<b>Yuri Khmylev</b>	<b>3-2 BUF</b>	<b>2:07</b>
<b>Jan. 26, 1993</b>	<b>at Philadelphia</b>	<b>Bob Sweeney</b>	<b>4-3 BUF</b>	<b>2:23</b>
Jan. 31, 1993	Edmonton	Kelly Buchberger	5-4 EDM	0:46
Apr. 13, 1993	Montreal	Brian Bellows (2)	3-2 MTL	3:50
Dec. 2, 1993	at Florida	Jesse Belanger	2-1 FLA	0:23
Dec. 26, 1993	at NY Islanders	Benoit Hogue	4-3 NYI	2:28
Jan. 7, 1994	Pittsburgh	Ron Francis	4-3 PIT	4:54
Mar. 30, 1994	Tampa Bay	Brian Bradley	3-2 TBL	3:52
<b>Mar. 14, 1995</b>	<b>at Florida</b>	<b>Yuri Khmylev</b>	<b>2-1 BUF</b>	<b>0:54</b>
Mar. 18, 1995	at Ottawa	Troy Murray	4-3 OTT	3:42
Dec. 22, 1995	Boston	Ted Donato	3-2 BOS	1:37
Jan. 13, 1996	at Edmonton	Doug Weight	5-4 EDM	4:48
Jan. 30, 1996	at NY Islanders	Mathieu Schneider	5-4 NYI	2:19
<b>Feb. 7, 1996</b>	<b>Boston</b>	<b>Derek Plante</b>	<b>2-1 BUF</b>	<b>0:24</b>
Feb. 17, 1996	at Hartford	Geoff Sanderson	2-1 HFD	1:49
<b>Feb. 28, 1996</b>	<b>at Ottawa</b>	<b>Derek Plante</b>	<b>3-2 BUF</b>	<b>4:36</b>
Mar. 8, 1996	at Anaheim	Paul Kariya	3-2 ANA	2:03
Mar. 29, 1996	Philadelphia	Bob Corkum	6-5 PHI	3:50
Nov. 9, 1996	at Hartford	Curtis Leschyshyn	4-3 HFD	4:55
<b>Nov. 11, 1996</b>	<b>Florida</b>	<b>Donald Audette (3)</b>	<b>3-2 BUF</b>	<b>4:01</b>
<b>Nov. 23, 1996</b>	<b>at Boston</b>	<b>Michal Grosek</b>	<b>3-2 BUF</b>	<b>2:39</b>
Dec. 4, 1996	Vancouver	Mike Sillinger	7-6 VAN	3:38
<b>Dec. 11, 1996</b>	<b>at Montreal</b>	<b>Dixon Ward</b>	<b>3-2 BUF</b>	<b>2:42</b>
<b>Jan. 12, 1997</b>	<b>at Phoenix</b>	<b>Jason Dawe</b>	<b>3-2 BUF</b>	<b>0:10</b>
<b>Mar. 11, 1997</b>	<b>Philadelphia</b>	<b>Michael Peca</b>	<b>3-2 BUF</b>	<b>0:42</b>
Mar. 26, 1997	NY Islanders	Bryan Berard	3-2 NYI	1:00
Mar. 28, 1997	at Detroit	Larry Murphy	2-1 DET	3:10
<b>Oct. 31, 1997</b>	<b>at Carolina</b>	<b>Jason Dawe</b>	<b>3-2 BUF</b>	<b>3:21</b>
<b>Nov. 1, 1997</b>	<b>at Florida</b>	<b>Dixon Ward (2)</b>	<b>4-3 BUF</b>	<b>1:14</b>
<b>Dec 12, 1997</b>	<b>Carolina</b>	<b>Matthew Barnaby</b>	<b>3-2 BUF</b>	<b>4:45</b>
Apr. 15, 1998	at New Jersey	Scott Stevens	5-4 NJD	4:38
Dec. 30, 1998	at Ottawa	Andreas Dackell	3-2 OTT	2:24
<b>Jan. 6, 1999</b>	<b>at Anaheim</b>	<b>Michael Peca</b>	<b>3-2 BUF</b>	<b>0:29</b>
Feb. 17, 1999	Toronto	Mats Sundin	3-2 TOR	4:04
<b>Mar. 19, 1999</b>	<b>at NY Rangers</b>	<b>Miroslav Satan</b>	<b>3-2 BUF</b>	<b>1:18</b>
<b>Mar. 28, 1999</b>	<b>Pittsburgh</b>	<b>Dixon Ward (3)</b>	<b>4-3 BUF</b>	<b>2:27</b>
Apr. 17, 1999	at Boston	Hal Gill	2-1 BOS	4:46





# Regular-Season OT Goals RECORD BOOK

## 1999-2006

DATE	OPPONENT	SCORER	SCORE	TIME
Oct. 29, 1999	Florida	Geoff Sanderson	3-2 BUF	4:54
Nov. 4, 1999	at Chicago	Curtis Brown	5-4 BUF	1:14
Nov. 28, 1999	at Tampa Bay	Michal Grosek	3-2 BUF	2:26
Dec. 8, 1999	at Toronto	Steve Thomas (4)	3-2 TOR	1:05
Feb. 10, 2000	at Nashville	Jason Woolley	2-1 BUF	4:08
Feb. 12, 2000	at Philadelphia	John LeClair	3-2 PHI	2:28
Mar. 8, 2000	Boston	Stu Barnes	2-1 BUF	1:54
Mar. 15, 2000	at San Jose	Jeff Friesen	6-5 SJS	2:56
Apr. 7, 2000	Pittsburgh	Jaromir Jagr	2-1 PIT	0:13
Oct. 21, 2000	at Detroit	Brendan Shanahan	5-4 DET	4:28
Nov. 13, 2000	Calgary	J-P Dumont	3-2 BUF	1:29
Feb. 7, 2001	NY Islanders	Maxim Afinogenov	2-1 BUF	0:42
Feb. 10, 2001	at Ottawa	Maxim Afinogenov (2)	2-1 BUF	1:52
Mar. 3, 2001	at Colorado	Stu Barnes (2)	3-2 BUF	2:08
Oct. 7, 2001	at NY Rangers	Brian Leetch	5-4 NYR	2:45
Dec. 14, 2001	Carolina	Stu Barnes (3)	3-2 BUF	0:50
Jan. 27, 2002	at Washington	Stu Barnes (4)	3-2 BUF	1:30
Feb. 8, 2002	Ottawa	Jason Woolley	3-2 BUF	4:21
Mar. 24, 2002	at Ottawa	Erik Rasmussen	3-2 BUF	1:27
Nov. 19, 2002	at New Jersey	Scott Niedermayer	4-3 NJD	1:23
Dec. 31, 2002	vs. NY Islanders	Jason Blake	1-0 NYI	1:36
Jan. 4, 2003	at Ottawa	Ales Kotalik	2-1 BUF	4:19
Jan. 25, 2003	at Ottawa	Daniel Alfredsson	4-3 OTT	2:22
Jan. 30, 2003	at St. Louis	Keith Tkachuk	2-1 STL	3:26
Feb. 17, 2003	at Atlanta	Patrik Stefan	4-3 ATL	3:54
Feb. 19, 2003	vs. Montreal	Miroslav Satan	2-1 BUF	3:49
Mar. 1, 2003	at NY Islanders	Jason Blake (2)	2-1 NYI	2:42
Mar. 12, 2003	vs. Carolina	Craig Adams	3-2 CAR	3:41
Mar. 22, 2003	at Toronto	Bryan McCabe	3-2 TOR	0:36
Mar. 24, 2003	vs. Colorado	Jochen Hecht	4-3 BUF	4:15
Nov. 14, 2003	vs. Pittsburgh	Aleksey Morozov	2-1 PIT	3:09
Feb. 20, 2004	vs. Tampa Bay	Daniel Briere	4-3 BUF	3:01
Mar. 11, 2004	vs. Boston	Mike Knuble	3-2 BOS	1:15
Mar. 13, 2004	at Boston	Mike Knuble (2)	3-2 BOS	4:54
Mar. 15, 2004	vs. Toronto	Tomas Kaberle	6-5 TOR	3:45
Mar. 17, 2004	at Atlanta	Derek Roy	4-3 BUF	0:15
Oct. 10, 2005	vs. Pittsburgh	Jochen Hecht	3-2 BUF	4:39
Dec. 1, 2005	at Montreal	Brian Campbell	3-2 BUF	2:15
Dec. 8, 2005	vs. Anaheim	Maxim Afinogenov (3)	3-2 BUF	2:11
Dec. 16, 2005	at Pittsburgh	Chris Drury	4-3 BUF	1:32
Feb. 7, 2006	at Montreal	Maxim Afinogenov (4)	3-2 BUF	0:30
Feb. 9, 2006	vs. Montreal	Alex Kovalev	3-2 MTL	0:39
Apr. 5, 2006	vs. Ottawa	Daniel Briere (2)	5-4 BUF	4:13







# Regular-Season OT Goals RECORD BOOK

## 2006-2011

DATE	OPPONENT	SCORER	SCORE	TIME
Nov. 5, 2006	at NY Rangers	Daniel Briere (3)	4-3 BUF	3:57
Nov. 10, 2006	vs. Florida	Thomas Vanek	5-4 BUF	0:19
Nov. 11, 2006	at Philadelphia	Daniel Briere (4)	5-4 BUF	0:21
Nov. 24, 2006	vs. Montreal	Sheldon Souray	2-1 MTL	4:59
Nov. 26, 2006	at NY Rangers	Chris Drury	3-2 BUF	1:36
Dec. 23, 2006	at St. Louis	Bill Guerin	3-2 STL	1:35
Feb. 15, 2007	vs. Edmonton	Daniel Briere (5)	2-1 BUF	1:02
Mar. 18, 2007	at Atlanta	Keith Tkachuk (2)	4-3 ATL	4:22
Oct. 15, 2007	vs. Toronto	Paul Gaustad	5-4 BUF	4:56
Oct. 27, 2007	at Tampa Bay	Thomas Vanek (2)	4-3 BUF	4:19
Nov. 1, 2007	at Boston	Marco Sturm	4-3 BOS	4:07
Nov. 7, 2007	vs. Boston	Clarke MacArthur	2-1 BUF	3:16
Feb. 20, 2008	vs. Tampa Bay	Thomas Vanek (3)	4-3 BUF	2:25
Mar. 8, 2008	at Carolina	Scott Walker	4-3 CAR	2:50
Mar. 28, 2008	vs. Montreal	Chris Higgins	4-3 MTL	3:38
Mar. 30, 2008	vs. Boston	Andrej Sekera	2-1 BUF	0:39
Oct. 23, 2008	at Minnesota	Derek Roy (2)	4-3 BUF	0:44
Nov. 7, 2008	vs. Atlanta	Jason Williams	5-4 ATL	0:48
Dec. 20, 2008	at Montreal	Alex Kovalev (2)	4-3 MTL	4:35
Dec. 22, 2008	vs. Pittsburgh	Sidney Crosby	4-3 PIT	0:43
Apr. 1, 2009	at Atlanta	Ilya Kovalchuk	3-2 ATL	4:30
Apr. 3, 2009	at Washington	Jason Pominville	5-4 BUF	1:51
Oct. 3, 2009	vs. Montreal	Brian Gionta	2-1 MTL	2:42
Oct. 30, 2009	vs. Toronto	Tim Connolly	3-2 BUF	1:04
Nov. 20, 2009	vs. Boston	Patrice Bergeron	2-1 BOS	0:47
Dec. 21, 2009	at Toronto	Derek Roy (3)	3-2 BUF	3:35
Jan. 1, 2010	vs. Atlanta	Derek Roy (4)	4-3 BUF	4:02
Jan. 14, 2010	at Atlanta	Derek Roy (5)	2-1 BUF	2:27
Feb. 11, 2010	at Carolina	Sergei Samsonov	4-3 CAR	1:47
Mar. 5, 2010	vs. Philadelphia	Tim Connolly	3-2 BUF	2:31
Mar. 7, 2010	at NY Rangers	Patrick Kaleta	2-1 BUF	2:22
Mar. 13, 2010	at Detroit	Brian Rafalski	3-2 DET	0:31
Oct. 13, 2010	vs. New Jersey	Ilya Kovalchuk (2)	1-0 NJD	0:53
Oct. 29, 2010	at Atlanta	Dustin Byfuglien	4-3 ATL	4:31
Nov. 11, 2010	at NY Rangers	Artem Anisimov	3-2 NYR	1:32
Nov. 13, 2010	vs. Washington	Thomas Vanek (4)	3-2 BUF	4:00
Nov. 15, 2010	vs. Vancouver	Tyler Myers	4-3 BUF	4:37
Dec. 7, 2010	at Boston	Mark Recchi	3-2 BOS	2:11
Jan. 4, 2011	at Colorado	David Jones	4-3 COL	4:17
Jan. 8, 2011	at Phoenix	Drew Stafford	2-1 BUF	3:12
Jan. 18, 2011	vs. Montreal	Jason Pominville (2)	2-1 BUF	1:09
Jan. 25, 2011	at Ottawa	Shaone Morrisonn	3-2 BUF	1:59
Feb. 10, 2011	at Florida	Tyler Myers (2)	3-2 BUF	4:55
Feb. 13, 2011	vs. NY Islanders	Michael Grabner	7-6 NYI	2:55
Mar. 3, 2011	at Carolina	Jamie McBain	3-2 CAR	0:26





Regular-Season OT Goals  
**RECORD BOOK**

**2011-2016**

DATE	OPPONENT	SCORER	SCORE	TIME
<b>Mar. 6, 2011</b>	<b>at Minnesota</b>	<b>Drew Stafford</b>	<b>3-2 BUF</b>	<b>0:46</b>
<b>Mar. 10, 2011</b>	<b>at Boston</b>	<b>Brad Boyes</b>	<b>4-3 BUF</b>	<b>3:44</b>
Mar. 20, 2011	vs. Nashville	Martin Erat	4-3 NSH	0:27
Apr. 2, 2011	at Washington	Alex Ovechkin	5-4 WSH	3:19
<b>Apr. 3, 2011</b>	<b>at Carolina</b>	<b>Marc-Andre Gragnani</b>	<b>2-1 BUF</b>	<b>2:56</b>
<b>Apr. 8, 2011</b>	<b>vs. Philadelphia</b>	<b>Thomas Vanek (5)</b>	<b>4-3 BUF</b>	<b>1:16</b>
<b>Nov. 8, 2011</b>	<b>vs. Winnipeg</b>	<b>Thomas Vanek (6)</b>	<b>6-5 BUF</b>	<b>4:35</b>
Dec. 7, 2011	vs. Philadelphia	Claude Giroux	5-4 PHI	2:37
<b>Dec. 9, 2011</b>	<b>vs. Florida</b>	<b>Jason Pominville (3)</b>	<b>2-1 BUF</b>	<b>2:19</b>
Dec. 13, 2011	vs. Ottawa	Jared Cowen	3-2 OTT	0:45
Jan. 7, 2012	vs. Winnipeg	Johnny Oduya	2-1 WPG	0:57
Feb. 25, 2012	at NY Rangers	Ryan Callahan	3-2 NYR	2:59
<b>Mar. 7, 2012</b>	<b>vs. Carolina</b>	<b>Jason Pominville (4)</b>	<b>3-2 CAR</b>	<b>0:56</b>
<b>Mar. 12, 2012</b>	<b>vs. Montreal</b>	<b>Tyler Myers (3)</b>	<b>3-2 BUF</b>	<b>2:01</b>
<b>Apr. 3, 2012</b>	<b>vs. Toronto</b>	<b>Derek Roy (6)</b>	<b>6-5 BUF</b>	<b>3:29</b>
Jan. 29, 2013	vs. Toronto	Matt Frattin	4-3 TOR	4:58
Mar. 16, 2013	vs. Ottawa	Kyle Turris	4-3 OTT	3:54
<b>Mar. 19, 2013</b>	<b>at Montreal</b>	<b>Steve Ott</b>	<b>3-2 BUF</b>	<b>2:16</b>
Oct. 8, 2013	vs. Tampa Bay	Alex Killorn	3-2 TBL	1:50
<b>Nov. 29, 2013</b>	<b>vs. Toronto</b>	<b>Christian Ehrhoff</b>	<b>3-2 BUF</b>	<b>0:38</b>
Nov. 30, 2013	at New Jersey	Steve Bernier	1-0 NJD	4:19
Dec. 14, 2013	vs. Calgary	Matt Stajan	2-1 CGY	0:42
<b>Dec. 23, 2013</b>	<b>vs. Phoenix</b>	<b>Mark Pysyk</b>	<b>2-1 BUF</b>	<b>3:47</b>
Jan. 28, 2014	vs. Washington	Mike Green	5-4 WSH	1:00
<b>Feb. 26, 2014</b>	<b>vs. Boston</b>	<b>Matt D'Agostini</b>	<b>5-4 BUF</b>	<b>0:22</b>
Mar. 29, 2014	vs. Tampa Bay	Steven Stamkos	4-3TBL	1:53
Oct. 30, 2014	vs. Boston	Brad Marchand	3-2 BOS	1:20
<b>Dec. 13, 2014</b>	<b>vs. Florida</b>	<b>Nikita Zadorov</b>	<b>4-3 BUF</b>	<b>0:29</b>
Dec. 21, 2014	at Boston	Loui Eriksson	4-3 BOS	2:14
Mar. 26, 2015	vs. Arizona	Sam Gagner	4-3 ARI	0:56
<b>Oct. 27, 2015</b>	<b>at Philadelphia</b>	<b>Zemgus Girgensons</b>	<b>4-3 BUF</b>	<b>2:29</b>
Nov. 14, 2015	vs. San Jose	Patrick Marleau	2-1 SJS	2:59
<b>Dec. 12, 2015</b>	<b>vs. Los Angeles</b>	<b>Ryan O'Reilly</b>	<b>2-1 BUF</b>	<b>3:19</b>
Feb. 6, 2016	at Boston	Brad Marchand (2)	2-1 BOS	2:32
Mar. 1, 2016	vs. Edmonton	Connor McDavid	2-1 EDM	3:48
Mar. 12, 2016	vs. Carolina	Jack Eichel	3-2 BUF	4:59
Mar. 16, 2016	vs. Montreal	Paul Byron	3-2 MTL	3:15
<b>Apr. 9, 2016</b>	<b>at NY Islanders</b>	<b>Brian Gionta</b>	<b>4-3 BUF</b>	<b>2:46</b>
Oct. 18, 2016	at Calgary	Sean Monahan	4-3 CGY	2:26
Nov. 11, 2016	vs. New Jersey	Andy Greene	2-1 NJD	0:29
Dec. 5, 2016	at Washington	Marcus Johansson	3-2 WSH	2:38
<b>Dec. 6, 2016</b>	<b>vs. Edmonton</b>	<b>Rasmus Ristolainen</b>	<b>4-3 BUF</b>	<b>0:57</b>
<b>Dec. 16, 2016</b>	<b>vs. NY Islanders</b>	<b>Rasmus Ristolainen (2)</b>	<b>3-2 BUF</b>	<b>0:42</b>





# Regular-Season OT Goals RECORD BOOK

## 2017-2018

DATE	OPPONENT	SCORER	SCORE	TIME
Jan. 5, 2017	at Chicago	Patrick Kane	4-3 CHI	0:56
<b>Jan. 20, 2017</b>	<b>vs. Detroit</b>	<b>Kyle Okposo</b>	<b>3-2 BUF</b>	<b>4:34</b>
<b>Jan. 21, 2017</b>	<b>at Montreal</b>	<b>Zach Bogosian</b>	<b>3-2 BUF</b>	<b>1:48</b>
<b>Jan. 24, 2017</b>	<b>at Nashville</b>	<b>Jack Eichel (2)</b>	<b>5-4 BUF</b>	<b>2:35</b>
Feb. 2, 2017	vs. NY Rangers	Chris Kreider	2-1 NYR	3:56
<b>Feb. 7, 2017</b>	<b>vs. San Jose</b>	<b>Evander Kane</b>	<b>5-4 BUF</b>	<b>1:05</b>
Feb. 28, 2017	vs. Nashville	Filip Forsberg	5-4 NSH	2:45
Oct. 17, 2017	at Vegas	David Perron	5-4 VGK	3:52
<b>Oct. 21, 2017</b>	<b>at Boston</b>	<b>Ryan O'Reilly</b>	<b>5-4 BUF</b>	<b>2:59</b>
Nov. 11, 2017	at Montreal	Max Pacioretty	2-1 MTL	3:08
Nov. 14, 2017	at Pittsburgh	Conor Sheary	5-4 PIT	0:16
Dec. 8, 2017	at Chicago	Gustav Forsling	3-2 CHI	4:55
Dec. 10, 2017	at St. Louis	Vladimir Tarasenko	3-2 STL	4:24
Dec. 15, 2017	vs. Carolina	Jacob Slavin	5-4 CAR	2:15
Dec. 27, 2017	at NY Islanders	Mathew Barzal	3-2 NYI	1:08
<b>Dec. 29, 2017</b>	<b>at New Jersey</b>	<b>Rasmus Ristolainen (3)</b>	<b>4-3 BUF</b>	<b>2:37</b>
Jan. 1, 2018	vs. NY Rangers	J.T. Miller	3-2 NYR	2:43
<b>Jan. 22, 2018</b>	<b>at Calgary</b>	<b>Jack Eichel (3)</b>	<b>2-1 BUF</b>	<b>1:30</b>
Feb. 6, 2018	vs. Anaheim	Adam Henrique	4-3 ANA	1:36
Feb. 15, 2018	at Ottawa	Mike Hoffman	3-2 OTT	1:13
<b>Feb. 22, 2018</b>	<b>at Detroit</b>	<b>Marco Scandella</b>	<b>3-2 BUF</b>	<b>4:59</b>
<b>Feb. 28, 2018</b>	<b>at Tampa Bay</b>	<b>Jason Pominville (5)</b>	<b>2-1 BUF</b>	<b>1:26</b>

All-Time Record in Overtime Decisions: 113-121

### SABRES OVERTIME GOAL LEADERS

Derek Roy (6), Thomas Vanek (6), Daniel Briere (5), Jason Pominville (5), Maxim Afinogenov (4), Dave Andreychuk (4), Stu Barnes (4), Donald Audette (3), Jack Eichel (3), Phil Housley (3), Tyler Myers (3), Rasmus Ristolainen (3), Dixon Ward (3)

### OPPONENT OVERTIME GOAL LEADERS

Steve Thomas (4), Brian Bellows (2), Jason Blake (2), Mike Knuble (2), Ilya Kovalchuk (2), Alex Kovalev (2), Brad Marchand (2), Ron Sutter (2), Keith Tkachuk (2)

Note: Figure in parentheses for scorer indicates cumulative total for/against the Sabres.






**1970-1976**

SEASON	NO.	PLAYER	OPPONENT	SCORE	DATE	PLACE	GOALIE(S)
<b>1970-71 (6)</b>	1.	Gilbert Perreault	California	4-2 W	1-29-71	California	Gary Smith
	2.	Eddie Shack	Los Angeles	5-2 W	2-4-71	Buffalo	Denis DeJordy
	3.	Gerry Meehan	Detroit	5-6 L	2-20-71	Detroit	Jim Rutherford
	4.	Steve Atkinson	Minnesota	5-2 W	2-28-71	Buffalo	Lorne Worsley (2) Gilles Gilbert (1)
	5.	Eddie Shack (2)	Boston	7-5 W	3-21-71	Boston	Ed Johnston
	6.	Eddie Shack (3)	Pittsburgh	6-4 W	3-31-71	Pittsburgh	Cam Newton
<b>1971-72 (3)</b>	7.	Rick Martin	Vancouver	4-4 T	10-30-71	Vancouver	George Gardner
	# 8.	Craig Ramsay	Minnesota	3-1 W	12-5-71	Buffalo	Cesare Maniago
	9.	Rick Martin (2)	California	4-4 T	1-2-72	Buffalo	Gilles Meloche
<b>1972-73 (4)</b>	*10.	Rick Martin (3)	Atlanta	7-2 W	10-22-72	Buffalo	Phil Myre
	11.	Rene Robert	Minnesota	6-8 L	12-2-72	Minnesota	Gilles Gilbert
	12.	Gerry Meehan (2)	Minnesota	6-8 L	12-2-72	Minnesota	Gilles Gilbert
	13.	Gerry Meehan (3)	Chicago	8-2 W	12-28-72	Buffalo	Gary Smith
<b>1973-74 (6)</b>	14.	Rick Martin (4)	California	3-2 W	10-31-73	Buffalo	Marv Edwards
	15.	Rick Dudley	NY Rangers	8-4 W	12-6-73	Buffalo	Ed Giacomini (2) Gilles Villemure (1)
	16.	Jim Lorentz	Detroit	6-5 W	12-31-73	Detroit	Bill McKenzie
	17.	Rick Martin (5)	Pittsburgh	6-1 W	1-3-74	Buffalo	Jim Rutherford
	18.	Rick Martin (6)	Minnesota	5-2 W	3-17-74	Buffalo	Gump Worsley
	19.	Rick Martin (7)	St. Louis	5-2 W	4-7-74	Buffalo	Wayne Stephenson
<b>1974-75 (8)</b>	20.	Gilbert Perreault (2)	Boston	9-5 W	10-10-74	Buffalo	Gilles Gilbert
	21.	Rene Robert (2)	Montreal	8-6 W	11-13-74	Montreal	Ken Dryden
	*22.	Rick Martin (8)	Washington	5-3 W	12-3-74	Washington	John Adams
	23.	Gilbert Perreault (3)	Washington	9-2 W	12-5-74	Buffalo	John Adams
	# 24.	Don Luce	Washington	4-0 W	12-22-74	Washington	Ron Low
	25.	Craig Ramsay (2)	Washington	9-4 W	2-21-75	Washington	Ron Low
	26.	Rick Martin (9)	Toronto	11-3 W	3-16-75	Toronto	Gord McRae (2) Doug Favell (1)
	27.	Gilbert Perreault (4)	Toronto	11-3 W	3-16-75	Toronto	Gord McRae (2) Doug Favell (1)
<b>1975-76 (14)</b>	28.	Danny Gare	Toronto	8-3 W	10-12-75	Buffalo	Wayne Thomas
	29.	Rick Martin (10)	Washington	5-4 W	10-19-75	Buffalo	Ron Low
	# 30.	Rick Martin (11)	NY Rangers	9-1 W	10-22-75	Buffalo	John Davidson
	31.	Rick Martin (12)	Minnesota	5-2 W	12-18-75	Buffalo	Pete LoPresti (2) Cesare Maniago (1)
	*32.	Rick Martin (13)	Washington	14-2 W	12-21-75	Buffalo	Ron Low (3) Bernie Wolfe (1)
	33.	Fred Stanfield	Washington	14-2 W	12-21-75	Buffalo	Ron Low (2) Bernie Wolfe (1)
	34.	Rick Martin (14)	Montreal	4-2 W	1-5-76	Montreal	Ken Dryden
	35.	Gilbert Perreault (5)	Vancouver	8-5 W	1-8-76	Buffalo	Gary Smith
	36.	Danny Gare (2)	California	9-5 W	2-1-76	California	Gary Simmons
	37.	Rick Martin (15)	Chicago	6-3 W	3-4-76	Buffalo	Tony Esposito
	38.	Gilbert Perreault (6)	Minnesota	8-2 W	3-14-76	Minnesota	Paul Harrison
	39.	Jim Lorentz (2)	Minnesota	8-2 W	3-14-76	Minnesota	Paul Harrison
	40.	Rick Martin (16)	Toronto	4-2 W	3-27-76	Toronto	Wayne Thomas
	41.	Danny Gare (3)	Toronto	5-2 W	4-4-76	Buffalo	Gord McRae







## Sabres All-Time Hat Tricks RECORD BOOK

### 1976-1982

SEASON	NO.	PLAYER	OPPONENT	SCORE	DATE	PLACE	GOALIE(S)
1976-77 (7)	42.	Rick Martin (17)	Vancouver	4-4 T	11-24-76	Buffalo	Cesare Maniago
	43.	Rick Martin (18)	NY Rangers	7-2 W	12-16-76	Buffalo	Gilles Gratton
	# 44.	Andre Savard	Cleveland	7-4 W	1-9-77	Buffalo	Gilles Meloche
	45.	Rene Robert (3)	Minnesota	6-2 W	2-13-77	Buffalo	Pete LoPresti
	# 46.	Rene Robert (4)	Toronto	7-2 W	2-14-77	Buffalo	Wayne Thomas
	47.	Jim Lorentz (3)	Chicago	6-3 W	3-2-77	Buffalo	Tony Esposito
	48.	Rene Robert (5)	St. Louis	7-3 W	4-3-77	Buffalo	Ed Staniowski
	1977-78 (7)	49.	Danny Gare (4)	Colorado	7-5 W	10-20-77	Buffalo
50.		Craig Ramsay (3)	Colorado	7-5 W	10-20-77	Buffalo	Michel Plasse (2) Doug Favell (1)
51.		Gilbert Perreault (7)	St. Louis	7-4 W	11-6-77	Buffalo	Ed Staniowski (2) Empty Net (1)
52.		Gilbert Perreault (8)	Washington	7-6 W	11-19-77	Washington	Bernie Wolfe
53.		Gilbert Perreault (9)	Los Angeles	7-3 W	12-15-77	Los Angeles	Rogie Vachon
54.		Gilbert Perreault (10)	Cleveland	3-6 L	1-12-78	Cleveland	Gary Edwards
55.		Danny Gare (5)	Cleveland	13-3 W	2-25-78	Cleveland	Gilles Meloche (2) Gary Edwards (1)
1978-79 (6)	56.	Rick Martin (19)	St. Louis	7-7 T	10-28-78	St. Louis	Doug Grant (1) Phil Myre (2)
	57.	Jerry Korab	Minnesota	9-2 W	11-19-78	Buffalo	Gary Edwards (1) Pete LoPresti (2)
	58.	Andre Savard (2)	Minnesota	9-2 W	11-19-78	Buffalo	Pete LoPresti
	59.	Rick Martin (20)	Boston	9-2 W	3-28-79	Boston	Jim Pettie
	60.	Danny Gare (6)	Boston	9-3 W	4-5-79	Boston	Gerry Cheevers (2) Jim Pettie (1)
	61.	Jacques Richard	Colorado	5-5 T	4-8-79	Buffalo	Bill Oleschuk
1979-80 (3)	62.	Danny Gare (7)	Winnipeg	6-2 W	12-31-79	Buffalo	Lindsay Middlebrook
	63.	Danny Gare (8)	Pittsburgh	9-0 W	2-7-80	Buffalo	Greg Millen
	*64.	Rick Martin (21)	St. Louis	9-4 W	3-9-80	Buffalo	Ed Staniowski
1980-81 (9)	65.	Danny Gare (9)	Winnipeg	7-4 W	10-22-80	Buffalo	Markus Mattsson
	66.	Rick Dudley (2)	Pittsburgh	10-1 W	12-7-80	Buffalo	Greg Millen (1) Rob Holland (2)
	67.	Gilbert Perreault (11)	Quebec	6-5 W	1-21-81	Quebec	Michel Plasse
	68.	Andre Savard (3)	Detroit	7-3 W	2-6-81	Buffalo	Gilles Gilbert
	69.	Ric Seiling	Washington	6-3 W	2-12-81	Buffalo	Dave Parro (2) Empty Net (1)
	70.	Danny Gare (10)	Philadelphia	8-4 W	3-8-81	Buffalo	Pete Peeters
	71.	Jim Schoenfeld	Winnipeg	5-2 W	3-13-81	Winnipeg	Michel Dion
	72.	Gilbert Perreault (12)	Toronto	14-4 W	3-19-81	Buffalo	Michel Larocque
	73.	Andre Savard (4)	Toronto	14-4 W	3-19-81	Buffalo	Michel Larocque (2) Jiri Crha (1)
	1981-82 (8)	74.	Tony McKegney	Toronto	6-2 W	10-23-81	Buffalo
# 75.		John Van Boxmeer	NY Islanders	6-2 W	11-7-81	New York	Billy Smith
76.		Lindy Ruff	NY Islanders	5-2 W	11-29-81	Buffalo	Billy Smith
77.		Tony McKegney (2)	Colorado	7-1 W	12-9-81	Buffalo	Glenn Resch
78.		Gilbert Perreault (13)	Detroit	4-2 W	12-12-81	Detroit	Bob Sauve
79.		Yvon Lambert	Toronto	8-2 W	1-15-82	Buffalo	Michel Larocque
80.		Mike Foligno	Colorado	6-2 W	2-21-82	Buffalo	Glenn Resch
81.		Gilbert Perreault (14)	Edmonton	3-6 L	2-24-82	Buffalo	Grant Fuhr






**1982-1992**

SEASON	NO.	PLAYER	OPPONENT	SCORE	DATE	PLACE	GOALIE(S)
<b>1982-83 (4)</b>	82.	Gilbert Perreault (15)	Washington	9-2 W	10-16-82	Washington	Dave Parro (1) Pat Riggin (2)
	83.	Phil Housley	Winnipeg	5-2 W	1-23-83	Buffalo	Brian Hayward
	# 84.	Paul Cyr	Boston	3-2 W	3-3-83	Boston	Pete Peeters
	85.	Hannu Virta	Montreal	6-4 W	3-19-83	Montreal	Rick Wamsley
<b>1983-84 (6)</b>	86.	Gilles Hamel	Winnipeg	5-2 W	10-23-83	Buffalo	Brian Hayward
	87.	Mike Foligno (2)	Calgary	11-2 W	11-13-83	Buffalo	Rejean Lemelin
	88.	Gilbert Perreault (16)	Calgary	11-2 W	11-13-83	Buffalo	Rejean Lemelin
	89.	Real Cloutier	Quebec	8-5 W	12-29-83	Buffalo	Brian Ford
	90.	Real Cloutier (2)	Winnipeg	9-4 W	1-4-84	Buffalo	Brian Hayward
	91.	John Tucker	Toronto	4-2 W	4-1-84	Buffalo	Bruce Dowie
<b>1984-85 (3)</b>	92.	Mike Foligno (3)	Quebec	5-4 W	10-19-84	Buffalo	Daniel Bouchard
	93.	Sean McKenna	Boston	3-3 T	12-5-84	Buffalo	Pete Peeters
	# 94.	Gilbert Perreault (17)	Calgary	6-1 W	2-9-85	Calgary	Rejean Lemelin (2) Don Edwards (1)
<b>1985-86 (4)</b>	# 95.	Gilbert Perreault (18)	Quebec	7-5 W	11-22-85	Buffalo	Mario Gosselin (2) Empty Net (1)
	*96.	Lindy Ruff (2)	Quebec	6-2 W	12-15-85	Buffalo	Clint Malarchuk
	97.	Mike Foligno (4)	NY Islanders	4-3 W	12-29-85	Buffalo	Billy Smith
	**98.	Dave Andreychuk	Boston	8-6 W	2-6-86	Boston	Pat Riggin (1) Doug Keans (4)
<b>1986-87 (1)</b>	99.	Wilf Paiement	St. Louis	4-3 W	2-26-87	Buffalo	Rick Wamsley
<b>1987-88 (6)</b>	100.	Dave Andreychuk (2)	Quebec	6-3 W	12-3-87	Buffalo	Mario Brunetta
	101.	Dave Andreychuk (3)	Montreal	6-5 W	1-6-88	Montreal	Brian Hayward
	102.	Phil Housley (2)	New Jersey	7-3 W	1-22-88	Buffalo	Alain Chevrier
	103.	Dave Andreychuk (4)	NY Islanders	4-6 L	2-6-88	New York	Billy Smith
	104.	Ray Sheppard	Quebec	5-6 L	2-21-88	Buffalo	Mario Gosselin
	105.	Ray Sheppard (2)	Vancouver	7-5 W	3-13-88	Vancouver	Steve Weeks
<b>1988-89 (3)</b>	106.	Dave Andreychuk (5)	Pittsburgh	8-5 W	10-12-88	Buffalo	Wendell Young
	107.	Adam Creighton	NY Rangers	6-4 W	11-2-88	Buffalo	Bob Froese
	108.	Mike Foligno (5)	Hartford	5-3 W	1-31-89	Hartford	Peter Sidorkiewicz
<b>1989-90 (2)</b>	109.	Pierre Turgeon	New Jersey	6-4 W	12-1-89	Buffalo	Chris Terreri (2) Sean Burke (1)
	110.	Dave Andreychuk (6)	Detroit	6-5 W	3-27-90	Detroit	Tim Cheveldae
<b>1990-91 (3)</b>	111.	Pierre Turgeon (2)	Hartford	5-0 W	10-28-90	Buffalo	Peter Sidorkiewicz
	112.	Dale Hawerchuk	Winnipeg	6-2 W	3-13-91	Winnipeg	Bob Essensa (2) Empty Net (1)
	113.	Alexander Mogilny	Washington	5-2 W	3-31-91	Buffalo	Don Beaupre
<b>1991-92 (9)</b>	114.	Pat LaFontaine	San Jose	7-1 W	11-12-91	San Jose	Arturs Irbe (1) Jeff Hackett (2)
	115.	Dave Andreychuk (7)	Boston	4-7 L	11-23-91	Boston	Matt Delguidice
	116.	Tony Tanti	Edmonton	4-4 T	12-20-91	Buffalo	Bill Ranford
	# 117.	Alexander Mogilny (2)	NY Islanders	5-2 W	1-3-92	Buffalo	Glenn Healy (2) Steve Weeks (1)
	118.	Pat LaFontaine (2)	Edmonton	8-2 W	1-10-92	Buffalo	Bill Ranford
	119.	Pat LaFontaine (3)	Montreal	4-3 W	1-25-92	Montreal	Patrick Roy





# Sabres All-Time Hat Tricks

## RECORD BOOK

### 1992-2004

SEASON	NO.	PLAYER	OPPONENT	SCORE	DATE	PLACE	GOALIE(S)
1991-92 (9)	120.	Dale Hawerchuk (2)	San Jose	7-6 W	2-14-92	Buffalo	Jarmo Myllys
	121.	Pat LaFontaine (4)	New Jersey	5-4 W	3-6-92	Buffalo	Craig Billington
	* 122.	Dave Andreychuk (8)	Los Angeles	8-2 W	3-19-92	Los Angeles	Kelly Hrudey (3) Steve Weeks (1)
1992-93 (10)	123.	Alexander Mogilny (3)	Quebec	4-5 L	10-8-92	Buffalo	Ron Hextall
	* 124.	Dave Andreychuk (9)	Hartford	8-2 W	11-13-92	Buffalo	Sean Burke (3) Frank Pietrangelo (1)
	125.	Alexander Mogilny (4)	Boston	5-2 W	12-9-92	Buffalo	Andy Moog
	# 126.	Alexander Mogilny (5)	Washington	4-1 W	12-23-92	Buffalo	Don Beaupre
	127.	Alexander Mogilny (6)	NY Rangers	11-6 W	12-31-92	Buffalo	John Vanbiesbrouck (2) Mike Richter (1)
	128.	Yuri Khmylev	NY Rangers	11-6 W	12-31-92	Buffalo	Mike Richter
	129.	Alexander Mogilny (7)	Ottawa	7-2 W	1-2-93	Ottawa	Daniel Berthiaume
	130.	Pat LaFontaine (5)	Calgary	5-3 W	1-10-93	Buffalo	Mike Vernon
	# * 131.	Alexander Mogilny (8)	Winnipeg	6-2 W	2-10-93	Winnipeg	Bob Essensa
	* 132.	Alexander Mogilny (9)	Detroit	10-7 W	2-24-93	Buffalo	Tim Cheveldae
1993-94 (2)	133.	Alexander Mogilny (10)	Winnipeg	6-0 W	11-19-93	Buffalo	Bob Essensa (2) Stefan Beauregard (1)
	# 134.	Derek Plante	Tampa Bay	3-0 W	12-1-93	Tampa Bay	Daren Puppa
1994-95 (1)	135.	Donald Audette	Ottawa	7-0 W	3-30-95	Buffalo	Craig Billington
1995-96 (3)	136.	Donald Audette (2)	San Jose	7-2 W	11-8-95	Buffalo	Wade Flaherty
	137.	Jason Dawe	Montreal	7-6 W	1-6-96	Montreal	Jocelyn Thibault
	138.	Pat LaFontaine (6)	Florida	6-1 W	2-25-96	Buffalo	John Vanbiesbrouck
1996-97 (2)	139.	Michal Grosek	Vancouver	6-7 L	12-4-96	Buffalo	Mike Fountain
	140.	Miroslav Satan	NY Rangers	5-1 W	4-4-97	Buffalo	Glenn Healy
1997-98 (2)	# 141.	Jason Dawe (2)	Edmonton	4-4 T	11-10-97	Buffalo	Curtis Joseph
	# 142.	Miroslav Satan (2)	Washington	3-0 W	3-1-98	Washington	Olaf Kolzig (2) Empty Net (1)
1998-99 (2)	143.	Geoff Sanderson	Toronto	6-3 W	10-31-98	Toronto	Felix Potvin
	144.	Dixon Ward	NY Rangers	4-2 W	11-25-98	Buffalo	Dan Cloutier
1999-00 (2)	145.	Miroslav Satan (3)	Ottawa	7-4 W	1-8-00	Ottawa	Ron Tugnutt
	146.	Michael Peca	NY Rangers	3-6 L	2-25-00	Buffalo	Mike Richter
2000-01 (2)	# 147.	J-P Dumont	Boston	3-0 W	12-12-00	Boston	Peter Skudra (2) Empty Net (1)
	148.	Steve Heinze	Vancouver	4-2 W	3-16-01	Buffalo	Bob Essensa
2001-02 (1)	149.	J-P Dumont (2)	Florida	5-3 W	11-12-01	Florida	Roberto Luongo
2002-03 (3)	# 150.	Curtis Brown	Anaheim	4-0 W	12-4-02	Buffalo	Martin Gerber
	151.	Miroslav Satan (4)	NY Rangers	4-1 W	12-6-02	New York	Dan Blackburn
	152.	Taylor Pyatt	Montreal	4-1 W	3-28-03	Buffalo	Mathieu Garon
2003-04 (3)	153.	Maxim Afinogenov	Washington	7-1 W	12-31-03	Buffalo	Maxime Ouellet
	154.	Miroslav Satan (5)	Washington	7-1 W	12-31-03	Buffalo	Maxime Ouellet
	* 155.	Miroslav Satan (6)	Atlanta	7-2 W	2-16-04	Buffalo	Pasi Nurminen (1) Byron Dafoe (3)







# Sabres All-Time Hat Tricks

## RECORD BOOK

### 2005-2017

SEASON	NO.	PLAYER	OPPONENT	SCORE	DATE	PLACE	GOALIE(S)
2005-06 (5)	156.	Taylor Pyatt (2)	Washington	8-5 W	11-17-05	Buffalo	Brent Johnson
	157.	Jochen Hecht	Los Angeles	10-1 W	1-14-06	Buffalo	Mathieu Garon (1) Adam Hauser (2)
	158.	Jason Pominville	Los Angeles	10-1 W	1-14-06	Buffalo	Adam Hauser
	159.	Derek Roy	Toronto	6-2 W	3-3-06	Buffalo	Mikael Tellqvist
	160.	Derek Roy (2)	Tampa Bay	8-5 W	3-9-06	Buffalo	John Graeme (1) Sean Burke (1) Empty Net (1)
	2006-07 (3)	161.	Chris Drury	NY Rangers	7-4 W	10-14-06	Buffalo
162.	Daniel Briere	Tampa Bay	4-1 W	12-5-06	Tampa Bay	Marc Denis	
163.	Daniel Briere (2)	Boston	7-1 W	1-30-07	Buffalo	Hannu Toivonen (2) Tim Thomas (1)	
2007-08 (6)	164.	Derek Roy (3)	Atlanta	10-1 W	1-18-08	Buffalo	Johan Hedberg (2) Kari Lehtonen (1)
	165.	Drew Stafford	Atlanta	10-1 W	1-18-08	Buffalo	Johan Hedberg
	166.	Thomas Vanek	Ottawa	5-1 W	2-12-08	Ottawa	Ray Emery
	# 167.	Thomas Vanek (2)	Tampa Bay	4-3 W	2-20-08	Buffalo	Johan Holmqvist
	# 168.	Thomas Vanek (3)	Tampa Bay	7-4 W	3-19-08	Buffalo	Karri Ramo
	# 169.	Thomas Vanek (4)	Boston	3-0 W	4-5-08	Boston	Tim Thomas (2) Empty Net (1)
2008-09 (2)	170.	Drew Stafford (2)	Edmonton	10-2 W	1-27-09	Edmonton	Dwayne Roloson (1) J. Drouin-Deslauriers (2)
	# 171.	Thomas Vanek (5)	Toronto	5-0 W	2-4-09	Buffalo	Justin Pogge
2009-10 (3)	172.	Jason Pominville (2)	Tampa Bay	6-2 W	3-18-10	Tampa Bay	Antero Niitymaki
	173.	Derek Roy (4)	Tampa Bay	7-1 W	3-27-10	Buffalo	Antero Niitymaki (2) Mike Smith (1)
	* 174.	Thomas Vanek (6)	Ottawa	5-2 W	4-10-10	Ottawa	Pascal Leclaire
2010-11 (5)	175.	Drew Stafford (3)	Boston	3-2 W	12-5-10	Buffalo	Tuukka Rask
	176.	Drew Stafford (4)	Boston	7-6 W	1-1-11	Buffalo	Tuukka Rask (1) Tim Thomas (1) Empty Net (1)
	177.	Drew Stafford (5)	Tampa Bay	7-4 W	2-8-11	Tampa Bay	Dwayne Roloson
	178.	Drew Stafford (6)	NY Islanders	6-7 O	2-13-11	Buffalo	Mikko Koskinen (2) Al Montoya (1)
	179.	Thomas Vanek (7)	Tampa Bay	4-2 W	4-5-11	Buffalo	Dwayne Roloson
	2011-12 (0)	None					
2012-13 (1)	180.	Thomas Vanek (8)	Boston	7-4 W	1-31-13	Boston	Tuukka Rask
2013-14 (0)	None						
2014-15 (0)	None						
2015-16 (2)	181.	Rasmus Ristolainen	Calgary	3-4 L	12-10-15	Calgary	Jonas Hiller
	182.	Sam Reinhart	Winnipeg	4-2 W	1-10-16	Winnipeg	Connor Hellebuyck
2016-17 (0)	None						







# Sabres All-Time Hat Tricks RECORD BOOK

## 2017-2018

SEASON	NO.	PLAYER	OPPONENT	SCORE	DATE	PLACE	GOALIE(S)
2017-18 (2)	183.	Jack Eichel	Carolina	4-5 L	12-15-17	Buffalo	Cam Ward
	184.	Sam Reinhart (2)	Nashville	7-4 W	3-31-18	Nashville	Pekka Rinne (2) Juuse Saros (1)

### SABRES HAT TRICK LEADERS

Rick Martin (21), Gilbert Perreault (18), Danny Gare (10), Alexander Mogilny (10), Dave Andreychuk (9), Thomas Vanek (8), Pat LaFontaine (6), Miroslav Satan (6), Drew Stafford (6), Mike Foligno (5), Rene Robert (5), Derek Roy (4), Andre Savard (4), Jim Lorentz (3), Gerry Meehan (3), Craig Ramsay (3), Eddie Shack (3), Donald Audette (2), Daniel Briere (2), Real Cloutier (2), Jason Dawe (2), Rick Dudley (2), J.P. Dumont (2), Dale Hawerchuk (2), Phil Housley (2), Tony McKegney (2), Jason Pominville (2), Taylor Pyatt (2), Sam Reinhart (2), Lindy Ruff (2), Ray Sheppard (2), Pierre Turgeon (2), Maxim Afinogenov, Steve Atkinson, Curtis Brown, Adam Creighton, Paul Cyr, Chris Drury, Jack Eichel, Michal Grosek, Gilles Hamel, Jochen Hecht, Steve Heinze, Yuri Khmylev, Jerry Korab, Yvon Lambert, Don Luce, Sean McKenna, Wilf Paiement, Michael Peca, Derek Plante, Jacques Richard, Rasmus Ristolainen, Geoff Sanderson, Jim Schoenfeld, Rick Seiling, Fred Stanfield, Tony Tanti, John Tucker, John Van Boxmeer, Hannu Virta, Dixon Ward

### HAT TRICKS BY DEFENSEMEN

Phil Housley (2), Jerry Korab, Rasmus Ristolainen, Jim Schoenfeld, John Van Boxmeer, Hannu Virta

\* - Indicates a four-goal game.

\*\* - Indicates a five-goal game.

# - Indicates three consecutive and uninterrupted goals (true or natural hat trick). Note: Alexander Mogilny's first three goals in a four-goal game at Winnipeg on 2-10-93 (6-2 W) were consecutive and uninterrupted.

Note: Figure in parentheses for scorer indicates cumulative total with the Sabres.







## All-Time Hat Tricks Against Sabres

# RECORD BOOK

### 1970-1983

SEASON	NO.	PLAYER	OPPONENT	SCORE	DATE	PLACE	GOALIE(S)
1970-71 (3)	1.	Dave Balon	NY Rangers	2-7 L	12-22-70	Buffalo	Roger Crozier
	*2.	Rosaire Paiement	Vancouver	3-6 L	2-9-71	Vancouver	Roger Crozier
	3.	Garry Unger	St. Louis	0-9 L	3-13-71	St. Louis	Joe Daley
1971-72 (4)	4.	Bill Goldsworthy	Minnesota	1-5 L	10-23-71	Minnesota	Dave Dryden
	# 5.	Nick Libett	Detroit	1-3 L	1-27-72	Buffalo	Roger Crozier (2) Empty Net (1)
	# 6.	Darryl Sittler	Toronto	1-4 L	2-19-72	Toronto	Roger Crozier
	7.	Jim Johnston	California	3-6 L	3-8-72	California	Dave Dryden (1) Roger Crozier (2)
1972-73 (6)	# *8.	Bob Schmutz	Vancouver	5-9 L	11-19-72	Vancouver	Dave Dryden
	9.	Pete Stenkowski	NY Rangers	2-4 L	1-11-73	Buffalo	Dave Dryden
	# *10.	Phil Esposito	Boston	0-6 L	1-14-73	Boston	Dave Dryden
	# 11.	Bill Flett	Philadelphia	3-4 L	1-21-73	Buffalo	Dave Dryden
	12.	Keith McCreary	Atlanta	5-8 L	1-28-73	Buffalo	Roger Crozier
	13.	Rey Comeau	Atlanta	5-8 L	1-28-73	Buffalo	Roger Crozier
1973-74 (2)	14.	Yvan Cournoyer	Montreal	1-7 L	12-22-73	Montreal	Roger Crozier
	15.	Billy Harris	NY Islanders	4-3 W	3-3-74	Buffalo	Dave Dryden
1974-75 (3)	16.	Bob Nevin	Los Angeles	1-4 L	10-13-74	Buffalo	Gary Bromley
	# 17.	Don Kozak	Los Angeles	2-7 L	10-24-74	Los Angeles	Gary Bromley
	18.	Guy Lapointe	Montreal	8-6 W	11-13-74	Montreal	Gary Bromley
1975-76 (3)	# 19.	Larry Romanchych	Atlanta	4-7 L	12-14-75	Buffalo	Gerry Desjardins
	20.	Butch Goring	Los Angeles	6-9 L	1-1-76	Buffalo	Gerry Desjardins
	21.	Rick Kehoe	Pittsburgh	7-6 W	3-10-76	Pittsburgh	Al Smith
1976-77 (2)	22.	Bernie Federko	St. Louis	5-6 L	2-5-77	St. Louis	Gerry Desjardins
	23.	Marcel Dionne	Los Angeles	1-5 L	2-27-77	Buffalo	Don Edwards (2) Bob Sauve (1)
1977-78 (0)		None					
1978-79 (3)	24.	Guy Lafleur	Montreal	1-8 L	12-2-78	Montreal	Bob Sauve
	25.	Wayne Cashman	Boston	3-7 L	12-31-78	Buffalo	Don Edwards
	26.	Lanny McDonald	Toronto	3-6 L	4-1-79	Buffalo	Don Edwards
1979-80 (2)	27.	Blaine Stoughton	Hartford	3-5 L	11-21-79	Hartford	Don Edwards
	# 28.	Bernie Federko (2)	St. Louis	2-3 L	2-9-80	St. Louis	Don Edwards
1980-81 (3)	*29.	Mark Napier	Montreal	5-6 L	12-3-80	Buffalo	Bob Sauve
	30.	Dan Labraaten	Calgary	4-4 T	2-14-81	Calgary	Don Edwards
	31.	Dwight Foster	Boston	4-6 L	3-1-81	Boston	Don Edwards
1981-82 (2)	# 32.	Stan Smyl	Vancouver	3-4 L	1-27-82	Vancouver	Don Edwards
	# 33.	Wayne Gretzky	Edmonton	3-6 L	2-24-82	Buffalo	Don Edwards
1982-83 (5)	34.	Peter Stastny	Quebec	4-6 L	10-6-82	Buffalo	Bob Sauve
	35.	Peter Stastny (2)	Quebec	4-6 L	10-9-82	Quebec	Bob Sauve
	36.	John Paul Kelly	Los Angeles	2-7 L	2-10-83	Los Angeles	Jacques Cloutier







# All-Time Hat Tricks Against Sabres RECORD BOOK

## 1983-1992

SEASON	NO.	PLAYER	OPPONENT	SCORE	DATE	PLACE	GOALIE(S)
1982-83 (5)	# 37.	Tim Young	Minnesota	1-5 L	3-8-83	Minnesota	Phil Myre
	38.	Darcy Rota	Vancouver	3-8 L	3-12-83	Vancouver	Phil Myre
1983-84 (2)	39.	Anton Stastny	Quebec	2-9 L	10-8-83	Quebec	Bob Sauve
	40.	Wayne Babych	St. Louis	2-8 L	12-6-83	St. Louis	Bob Sauve
1984-85 (0)		None					
1985-86 (3)	41.	Paul Lawless	Hartford	4-6 L	12-13-85	Buffalo	Tom Barrasso
	42.	Steve Kasper	Boston	6-6 T	12-31-85	Buffalo	Tom Barrasso
	43.	Steve Larmer	Chicago	7-6 W	3-12-86	Chicago	Tom Barrasso
1986-87 (6)	*44.	Wendel Clark	Toronto	5-5 T	10-11-86	Toronto	Daren Puppa
	45.	Mario Lemieux	Pittsburgh	3-7 L	10-17-86	Buffalo	Tom Barrasso
	46.	Michel Goulet	Quebec	1-6 L	11-21-86	Buffalo	Jacques Cloutier
	47.	Brent Ashton	Quebec	0-7 L	12-13-86	Quebec	Tom Barrasso (2) Jacques Cloutier (1)
	48.	Peter Zedel	Philadelphia	4-7 L	1-28-87	Buffalo	Jacques Cloutier
	49.	Tony McKegney	NY Rangers	3-6 L	2-24-87	Buffalo	Tom Barrasso (2) Empty Net (1)
1987-88 (11)	50.	Mario Lemieux (2)	Pittsburgh	3-5 L	10-24-87	Pittsburgh	Jacques Cloutier
	51.	Ron Francis	Hartford	1-9 L	11-18-87	Hartford	Daren Puppa (2) Jacques Cloutier (1)
	52.	Bob Carpenter	Los Angeles	5-8 L	11-22-87	Buffalo	Daren Puppa (1) Jacques Cloutier (2)
	53.	Bernie Nicholls	Los Angeles	5-8 L	11-22-87	Buffalo	Daren Puppa (2) Empty Net (1)
	# *54.	Joe Nieuwendyk	Calgary	1-7 L	12-13-87	Buffalo	Daren Puppa
	55.	Cam Neely	Boston	1-5 L	1-16-88	Boston	Tom Barrasso
	56.	Peter Stastny (3)	Quebec	5-6 L	2-21-88	Buffalo	Tom Barrasso
	57.	Hakan Loob	Calgary	4-10 L	3-12-88	Calgary	Tom Barrasso (2) Jacques Cloutier (1)
	58.	Tony Tanti	Vancouver	7-5 W	3-13-88	Vancouver	Tom Barrasso
	59.	Geoff Courtinall	Edmonton	4-6 L	3-15-88	Edmonton	Jacques Cloutier
	60.	Stephane Richer	Montreal	4-9 L	4-2-88	Montreal	Daren Puppa
1988-89 (4)	61.	Joe Mullen	Calgary	0-9 L	11-5-88	Calgary	Tom Barrasso (1) Daren Puppa (2)
	62.	Trevor Linden	Vancouver	2-4 L	11-22-88	Vancouver	Daren Puppa (2) Empty Net (1)
	63.	Wayne Gretzky (2)	Los Angeles	3-5 L	2-4-89	Los Angeles	Darcy Wakaluk (2) Empty Net (1)
	64.	Mario Lemieux (3)	Pittsburgh	3-7 L	2-14-89	Pittsburgh	Jacques Cloutier
1989-90 (2)	65.	Pat LaFontaine	NY Islanders	2-4 L	12-31-89	Buffalo	Daren Puppa
	66.	Vincent Damphousse	Toronto	3-4 L	3-16-90	Buffalo	Daren Puppa
1990-91 (1)	# 67.	Bryan Fogarty	Quebec	2-4 L	12-1-90	Quebec	Clint Malarchuk
1991-92 (5)	68.	Owen Nolan	Quebec	5-4 W	10-12-91	Quebec	Daren Puppa
	69.	Murray Craven	Hartford	6-6 T	12-7-91	Hartford	Clint Malarchuk
	70.	Steve Yzerman	Detroit	4-4 T	1-29-92	Detroit	Daren Puppa





**RECORD BOOK****1992-2008**

SEASON	NO.	PLAYER	OPPONENT	SCORE	DATE	PLACE	GOALIE(S)
1991-92 (5)	71.	Kevin Miller	Detroit	4-9 L	2-12-92	Buffalo	Daren Puppa
	*72.	Joe Sakic	Quebec	3-7 L	4-14-92	Quebec	Clint Malarchuk
1992-93 (5)	73.	Joe Juneau	Boston	2-5 L	1-12-93	Boston	Daren Puppa
	74.	Sergei Nemchinov	NY Rangers	6-4 W	1-29-93	Buffalo	Tom Draper
	75.	Kelly Buchberger	Edmonton	4-5 L	1-31-93	Buffalo	Tom Draper
	*76.	Brian Bellows	Montreal	4-8 L	2-27-93	Montreal	Grant Fuhr
	77.	Kevin Dineen	Philadelphia	4-7 L	4-15-93	Buffalo	Grant Fuhr (1) Dominik Hasek (2)
1993-94 (1)	78.	Shawn Burr	Detroit	4-6 L	10-18-93	Buffalo	Grant Fuhr
1994-95 (0)	None						
1995-96 (4)	79.	Pierre Turgeon	Montreal	7-6 W	1-6-96	Montreal	John Blue (2) Martin Biron (1)
	# 80.	Gary Roberts	Calgary	1-3 L	1-12-96	Calgary	Dominik Hasek
	# 81.	Russ Courtnall	Vancouver	2-5 L	3-6-96	Vancouver	Dominik Hasek
	# *82.	Peter Bondra	Washington	1-5 L	4-3-96	Buffalo	Andrei Trefilov
1996-97 (4)	83.	Ray Sheppard	Florida	3-4 L	11-26-96	Florida	Andrei Trefilov (2) Dominik Hasek (1)
	84.	Bill Guerin	New Jersey	6-5 W	12-31-96	Buffalo	Dominik Hasek
	85.	Paul Kariya	Anaheim	2-5 L	1-10-97	Anaheim	Dominik Hasek
	*86.	Jaroslav Svejkskovy	Washington	3-8 L	4-13-97	Buffalo	Steve Shields
1997-98 (0)	None						
1998-99 (2)	87.	Teemu Selanne	Anaheim	2-7 L	1-1-99	Buffalo	Dominik Hasek
	88.	Vyacheslav Kozlov	Detroit	4-4 T	2-21-99	Buffalo	Dwayne Roloson
1999-00 (2)	89.	Pavel Bure	Florida	2-4 L	12-17-99	Buffalo	Martin Biron (2) Empty Net (1)
	90.	Petr Nedved	NY Rangers	3-6 L	2-25-00	Buffalo	Dominik Hasek (2) Empty Net (1)
2000-01 (2)	91.	Ray Ferraro	Atlanta	4-5 L	2-13-01	Atlanta	Martin Biron
	92.	Jeremy Roenick	Phoenix	3-7 L	2-23-01	Buffalo	Dominik Hasek (2) Martin Biron (1)
2001-02 (2)	93.	Brian Savage	Montreal	2-5 L	10-26-01	Buffalo	Martin Biron
	94.	Jason Arnett	New Jersey	1-4 L	2-10-02	New Jersey	Martin Biron
2002-03 (0)	None						
2003-04 (1)	95.	Vladimir Orszagh	Nashville	1-4 L	11-29-03	Nashville	Martin Biron
2005-06 (2)	*96.	Martin Havlat	Ottawa	4-10 L	11-2-05	Buffalo	Mika Noronen (3) Martin Biron (1)
	# *97.	Daniel Alfredsson	Ottawa	4-10 L	11-2-05	Buffalo	Martin Biron
2006-07 (1)	98.	Dany Heatley	Ottawa	3-6 L	1-3-07	Ottawa	Ryan Miller
2007-08 (1)	99.	Tomas Plekanec	Montreal	2-6 L	2-29-08	Buffalo	Ryan Miller





# All-Time Hat Tricks Against Sabres

## RECORD BOOK

### 2009-2018

SEASON	NO.	PLAYER	OPPONENT	SCORE	DATE	PLACE	GOALIE(S)
2008-09 (1)	100.	Mike Cammalleri	Calgary	2-5 L	1-28-09	Calgary	Ryan Miller
2009-10 (2)	101.	Jeff Tambellini	NY Islanders	0-5 L	10-31-09	New York	Ryan Miller (2) Patrick Lalime (1)
	102.	Sidney Crosby	Pittsburgh	4-5 L	2-1-10	Pittsburgh	Ryan Miller
2010-11 (5)	103.	Derek Stepan	NY Rangers	3-6 L	10-9-10	Buffalo	Ryan Miller
	104.	Daniel Alfredsson (2)	Ottawa	2-4 L	10-22-10	Buffalo	Ryan Miller (2) Empty Net (1)
	# 105.	John Tavares	NY Islanders	3-5 L	1-15-11	New York	Ryan Miller
	106.	Michael Grabner	NY Islanders	6-7 O	2-13-11	Buffalo	Ryan Miller
	107.	Blake Geoffrion	Nashville	3-4 O	3-20-11	Buffalo	Ryan Miller
2011-12 (2)	108.	Evgeni Malkin	Pittsburgh	3-8 L	12-17-11	Pittsburgh	Ryan Miller (1) Jhonas Enroth (2)
	109.	Ilya Kovalchuk	New Jersey	1-4 L	2-14-12	Buffalo	Ryan Miller
2012-13 (2)	110.	Eric Staal	Carolina	3-6 L	1-24-13	Carolina	Jhonas Enroth
	111.	Brad Richards	NY Rangers	4-8 L	4-19-13	Buffalo	Ryan Miller (1) Jhonas Enroth (2)
2013-14 (1)	112.	Ryan Getzlaf	Anaheim	2-6 L	11-8-13	Anaheim	Ryan Miller
2014-15 (5)	113.	Corey Perry	Anaheim	1-4 L	10-22-14	Anaheim	Michal Neuvirth
	# 114.	Jori Lehtera	St. Louis	1-6 L	11-11-14	St. Louis	Michal Neuvirth
	115.	Nino Niederreiter	Minnesota	3-6 L	11-13-14	Minnesota	Jhonas Enroth
	116.	Bobby Ryan	Ottawa	2-5 L	12-29-14	Ottawa	Jhonas Enroth
	117.	Henrik Zetterberg	Detroit	4-6 L	1-18-15	Detroit	Jhonas Enroth
2015-16 (1)	118.	Radim Vrbata	Vancouver	2-5 L	12-7-15	Vancouver	Linus Ullmark
2016-17 (2)	119.	Mike Hoffman	Ottawa	4-5 L	11-29-16	Ottawa	Robin Lehner (1) Anders Nilsson (2)
	120.	Max Pacioretty	Montreal	2-5 L	1-31-17	Montreal	Robin Lehner
2017-18 (1)	121.	Nino Niederreiter (2)	Minnesota	2-6 L	1-4-18	Minnesota	Robin Lehner

### OPPONENT HAT TRICK LEADERS

Mario Lemieux (3), Peter Stastny (3), Daniel Alfredsson (2), Bernie Federko (2), Wayne Gretzky (2), Nino Niederreiter (2)

\* - Indicates a four-goal game.

# - Indicates three consecutive and uninterrupted goals (true or natural hat trick). Note: Five Sabres opponents have scored natural hat tricks with their first three goals in a four-goal game: Bob Schumatz's (1-1-72), Phil Esposito (1-14-73), Joe Nieuwendyk (12-13-87), Peter Bondra (4-3-96) and Daniel Alfredsson (11-2-05).

Note: Figure in parentheses for scorer indicates cumulative total against the Sabres.







# Sabres All-Time Shutouts RECORD BOOK

## 1970-1981

SEASON	NO.	GOALTENDER	OPPONENT	SCORE	DATE	PLACE	SAVES
1970-71 (3)	1.	Roger Crozier	Minnesota	1-0	12-6-70	Buffalo	24
	2.	Joe Daley	California	3-0	2-12-71	Buffalo	26
	3.	Dave Dryden	Minnesota	5-0	3-14-71	Minnesota	35
1971-72 (2)	4.	Roger Crozier (2)	Los Angeles	2-0	12-2-71	Buffalo	31
	5.	Roger Crozier (3)	Vancouver	1-0	1-20-72	Buffalo	29
1972-73 (6)	6.	Roger Crozier (4)	Vancouver	6-0	10-19-72	Buffalo	31
	7.	Roger Crozier (5)	California	0-0	11-9-72	Buffalo	23
	8.	Roger Crozier (6)	Pittsburgh	1-0	11-12-72	Buffalo	18
	9.	Dave Dryden (2)	Toronto	4-0	12-17-72	Buffalo	21
	10.	Dave Dryden (3)	Philadelphia	2-0	1-7-73	Buffalo	35
11.	Dave Dryden (4)	California	4-0	2-8-73	Buffalo	24	
1973-74 (1)	12.	Dave Dryden (5)	St. Louis	1-0	1-13-74	Buffalo	18
1974-75 (7)	13.	Gary Bromley	St. Louis	2-0	10-26-74	St. Louis	21
	14.	Roger Crozier (7)	Atlanta	4-0	11-17-74	Buffalo	25
	15.	Gary Bromley (2)	Minnesota	5-0	12-8-74	Buffalo	14
	16.	Gary Bromley (3)	Washington	4-0	12-22-74	Washington	26
	17.	Roger Crozier (8)	California	4-0	1-15-75	California	26
	18.	Gary Bromley (4)	Kansas City	5-0	1-19-75	Buffalo	20
19.	Roger Crozier (9)	Los Angeles	5-0	2-27-75	Buffalo	21	
1975-76 (3)	20.	Roger Crozier (10)	Detroit	4-0	10-9-75	Buffalo	18
	21.	Gerry Desjardins	Boston	4-0	11-5-75	Buffalo	16
	22.	Gerry Desjardins (2)	Pittsburgh	6-0	1-11-76	Buffalo	28
1976-77 (5)	23.	Gerry Desjardins (3)	Vancouver	4-0	10-20-76	Buffalo	29
	24.	Gerry Desjardins (4)	St. Louis	5-0	11-10-76	Buffalo	38
	25.	Gerry Desjardins (5)	Colorado	3-0	1-16-77	Buffalo	21
	26.	Don Edwards	Chicago	3-0	2-16-77	Buffalo	23
	27.	Don Edwards (2)	Philadelphia	2-0	2-24-77	Buffalo	25
1977-78 (5)	28.	Don Edwards (3)	Montreal	4-0	10-30-77	Montreal	34
	29.	Don Edwards (4)	Vancouver	3-0	12-11-77	Buffalo	19
	30.	Don Edwards (5)	NY Rangers	2-0	2-9-78	Buffalo	25
	31.	Don Edwards (6)	Los Angeles	5-0	2-16-78	Buffalo	29
	32.	Don Edwards (7)	Philadelphia	4-0	2-23-78	Buffalo	20
1978-79 (2)	33.	Don Edwards (8)	Toronto	1-0	10-19-78	Buffalo	19
	34.	Don Edwards (9)	Washington	2-0	11-11-78	Washington	25
1979-80 (6)	35.	Bob Sauve	Quebec	3-0	10-27-79	Quebec	19
	36.	Bob Sauve (2)	Chicago	0-0	10-31-79	Chicago	20
	37.	Bob Sauve (3)	Washington	2-0	12-2-79	Buffalo	20
	38.	Don Edwards (10)	Detroit	4-0	12-10-79	Buffalo	14
	39.	Bob Sauve (4)	Vancouver	3-0	2-3-80	Buffalo	22
	40.	Don Edwards (11)	Pittsburgh	9-0	2-7-80	Buffalo	25
1980-81 (5)	41.	Bob Sauve (5)	Edmonton	2-0	10-15-80	Buffalo	15
	42.	Don Edwards (12)	NY Rangers	4-0	1-18-81	Buffalo	30
	43.	Don Edwards (13)	Winnipeg	4-0	2-1-81	Buffalo	23
	44.	Don Edwards (14)	Philadelphia	4-0	2-5-81	Philadelphia	31
	45.	Bob Sauve (6)	Calgary	4-0	3-4-81	Buffalo	24







# Sabres All-Time Shutouts RECORD BOOK

## 1981-1995

SEASON	NO.	GOALTENDER	OPPONENT	SCORE	DATE	PLACE	SAVES
1981-82 (0)		None					
1982-83 (1)	46.	Bob Sauve (7)	Quebec	0-0	2-5-83	Quebec	22
1983-84 (2)	47.	Tom Barrasso	Los Angeles	4-0	1-18-84	Los Angeles	30
	48.	Tom Barrasso (2)	New Jersey	6-0	3-24-84	New Jersey	24
1984-85 (5)	49.	Tom Barrasso (3)	Toronto	6-0	12-26-84	Buffalo	22
	50.	Tom Barrasso (4)	Winnipeg	4-0	12-28-84	Buffalo	14
	51.	Tom Barrasso (5)	Boston	3-0	1-10-85	Boston	20
	52.	Tom Barrasso (6)	Hartford	2-0	1-19-85	Hartford	14
	53.	Tom Barrasso (7)	Washington	4-0	3-2-85	Washington	23
1985-86 (4)	54.	Tom Barrasso (8)	Montreal	6-0	10-16-85	Montreal	25
	55.	Daren Puppa	Edmonton	2-0	11-1-85	Edmonton	37
	56.	Tom Barrasso (9)	Hartford	2-0	11-19-85	Hartford	23
	57.	Jacques Cloutier	Philadelphia	1-0	3-27-86	Philadelphia	30
1986-87 (2)	58.	Tom Barrasso (10)	Montreal	0-0	10-15-86	Buffalo	28
	59.	Tom Barrasso (11)	Hartford	6-0	4-5-87	Buffalo	14
1987-88 (2)	60.	Tom Barrasso (12)	St. Louis	3-0	2-16-88	St. Louis	25
	61.	Tom Barrasso (13)	Boston	3-0	3-6-88	Buffalo	32
1988-89 (2)	62.	Daren Puppa (2)	NY Islanders	3-0	11-12-88	New York	34
	63.	Clint Malarchuk	NY Rangers	2-0	3-8-89	New York	32
1989-90 (1)	64.	Daren Puppa (3)	Hartford	5-0	3-10-90	Hartford	31
1990-91 (3)	65.	Clint Malarchuk (2)	Hartford	5-0	10-28-90	Buffalo	29
	66.	Daren Puppa (4)	Chicago	5-0	12-28-90	Buffalo	33
	67.	Daren Puppa (5)	Winnipeg	2-0	2-10-91	Winnipeg	24
1991-92 (1)	68.	Tom Draper	Chicago	2-0	11-22-91	Buffalo	29
1992-93 (0)		None					
1993-94 (9)	69.	Grant Fuhr	Winnipeg	6-0	11-19-93	Buffalo	22
	70.	Dominik Hasek	Toronto	3-0	11-29-93	Toronto	24
	71.	Dominik Hasek (2)	Tampa Bay	3-0	12-1-93	Tampa Bay	33
	72.	Dominik Hasek (3)	Hartford	3-0	12-11-93	Hartford	25
	73.	Dominik Hasek (4)	Los Angeles	2-0	12-17-93	Buffalo	27
	74.	Dominik Hasek (5)	Montreal	5-0	12-23-93	Buffalo	25
	75.	Dominik Hasek (6)	Anaheim	3-0	3-9-94	Anaheim	24
	76.	Grant Fuhr (2)	Boston	5-0	4-1-94	Buffalo	31
	77.	Dominik Hasek (7)	Montreal	1-0	4-8-94	Buffalo	31
	1994-95 (5)	78.	Dominik Hasek (8)	Washington	1-0	2-2-95	Washington
79.		Dominik Hasek (9)	Florida	3-0	3-24-95	Buffalo	28
80.		Dominik Hasek (10)	Ottawa	7-0	3-30-95	Buffalo	35
81.		Dominik Hasek (11)	Florida	5-0	4-26-95	Buffalo	31
82.		Dominik Hasek (12)	Montreal	2-0	5-1-95	Buffalo	32
1995-96 (2)		83.	Dominik Hasek (13)	Ottawa	6-0	11-19-95	Buffalo
	84.	Dominik Hasek (14)	St. Louis	2-0	11-27-95	St. Louis	30







# Sabres All-Time Shutouts RECORD BOOK

## 1996-2001

SEASON	NO.	GOALTENDER	OPPONENT	SCORE	DATE	PLACE	SAVES	
<b>1996-97 (5)</b>	85.	Dominik Hasek (15)	Colorado	0-0	11-2-96	Colorado	32	
	86.	Dominik Hasek (16)	Tampa Bay	3-0	11-27-96	Tampa Bay	32	
	87.	Dominik Hasek (17)	Ottawa	3-0	11-29-96	Buffalo	31	
	88.	Dominik Hasek (18)	Boston	4-0	12-14-96	Boston	29	
	89.	Dominik Hasek (19)	New Jersey	0-0	12-23-96	New Jersey	37	
<b>1997-98 (13)</b>	90.	Dominik Hasek (20)	Boston	5-0	11-20-97	Boston	29	
	91.	Dominik Hasek (21)	Anaheim	4-0	12-3-97	Buffalo	29	
	92.	Dominik Hasek (22)	Tampa Bay	4-0	12-5-97	Buffalo	38	
	93.	Dominik Hasek (23)	Montreal	1-0	12-19-97	Buffalo	42	
	94.	Dominik Hasek (24)	NY Rangers	2-0	12-21-97	New York	33	
	95.	Dominik Hasek (25)	NY Rangers	3-0	12-26-97	Buffalo	28	
	96.	Dominik Hasek (26)	Ottawa	3-0	12-31-97	Buffalo	36	
	97.	Dominik Hasek (27)	Washington	3-0	3-1-98	Washington	36	
	98.	Dominik Hasek (28)	NY Rangers	1-0	3-2-98	New York	33	
	99.	Dominik Hasek (29)	Pittsburgh	3-0	3-15-98	Buffalo	22	
	100.	Dominik Hasek (30)	Calgary	2-0	3-24-98	Calgary	29	
	101.	Dominik Hasek (31)	Edmonton	1-0	3-27-98	Edmonton	20	
	102.	Dominik Hasek (32)	Los Angeles	4-0	4-1-98	Buffalo	37	
<b>1998-99 (10)</b>	103.	Dominik Hasek (33)	Colorado	3-0	10-10-98	Colorado	32	
	104.	Dominik Hasek (34)	NY Rangers	0-0	10-27-98	New York	16	
	105.	Dominik Hasek (35)	Washington	2-0	11-12-98	Washington	23	
	106.	Dominik Hasek (36)	Philadelphia	3-0	12-4-98	Buffalo	31	
	107.	Dominik Hasek (37)	NY Rangers	2-0	12-11-98	Buffalo	16	
	108.	Dominik Hasek (38)	Tampa Bay	2-0	12-23-98	Buffalo	38	
	109.	Dominik Hasek (39)	New Jersey	2-0	12-26-98	New Jersey	34	
	110.	Dominik Hasek (40)	Florida	4-0	1-18-99	Florida	33	
	111.	Dwayne Roloson	Vancouver	2-0	2-28-99	Vancouver	15	
	112.	Dominik Hasek (41)	Washington	3-0	4-18-99	Buffalo	25	
	<b>1999-00 (8)</b>	113.	Martin Biron	Atlanta	4-0	11-19-99	Atlanta	18
		114.	Martin Biron (2)	Ottawa	0-0	12-8-99	Buffalo	30
115.		Martin Biron (3)	Boston	0-0	1-13-00	Boston	39	
116.		Martin Biron (4)	Anaheim	5-0	1-17-00	Anaheim	17	
117.		Martin Biron (5)	Ottawa	1-0	1-28-00	Buffalo	21	
118.		Dominik Hasek (42)	Colorado	2-0	2-8-00	Colorado	24	
119.		Dominik Hasek (43)	Montreal	2-0	4-1-00	Montreal	27	
120.		Dominik Hasek (44)	New Jersey	5-0	4-6-00	New Jersey	32	
<b>2000-01 (13)</b>		121.	Dominik Hasek (45)	NY Islanders	3-0	11-9-00	Buffalo	22
		122.	Dominik Hasek (46)	New Jersey	4-0	11-11-00	New Jersey	23
	123.	Dominik Hasek (47)	Boston	3-0	12-12-00	Boston	22	
	124.	Dominik Hasek (48)	Ottawa	2-0	12-29-00	Buffalo	34	
	125.	Martin Biron (6)	NY Islanders	2-0	12-30-00	New York	15	
	126.	Martin Biron (7)	Nashville	2-0	1-6-01	Nashville	29	
	127.	Dominik Hasek (49)	Anaheim	4-0	1-12-01	Anaheim	21	
	128.	Dominik Hasek (50)	Florida	1-0	1-19-01	Buffalo	21	
	129.	Dominik Hasek (51)	Ottawa	2-0	2-19-01	Buffalo	30	
	130.	Dominik Hasek (52)	New Jersey	1-0	2-22-01	New Jersey	24	
	131.	Dominik Hasek (53)	Toronto	3-0	3-20-01	Buffalo	16	
	132.	Dominik Hasek (54)	Atlanta	4-0	3-26-01	Atlanta	19	
	133.	Dominik Hasek (55)	Atlanta	1-0	3-30-01	Buffalo	30	







# Sabres All-Time Shutouts RECORD BOOK

## 2001-2012

SEASON	NO.	GOALTENDER	OPPONENT	SCORE	DATE	PLACE	SAVES
<b>2001-02 (4)</b>	134.	Martin Biron (8)	Atlanta	8-0	11-8-01	Buffalo	16
	135.	Martin Biron (9)	NY Islanders	5-0	3-7-02	New York	26
	136.	Martin Biron (10)	Montreal	3-0	3-8-02	Buffalo	26
	137.	Martin Biron (11)	Montreal	3-0	4-13-02	Montreal	22
<b>2002-03 (6)</b>	138.	Martin Biron (12)	Anaheim	4-0	12-4-02	Buffalo	22
	139.	Ryan Miller	Minnesota	1-0	1-14-03	Minnesota	22
	140.	Martin Biron (13)	Phoenix	1-0	1-18-03	Phoenix	30
	141.	Martin Biron (14)	Pittsburgh	0-0	1-21-03	Buffalo	23
	142.	Martin Biron (15)	Toronto	4-0	1-24-03	Buffalo	27
	143.	Mika Noronen	Florida	4-0	3-8-03	Florida	29
<b>2003-04 (4)</b>	144.	Mika Noronen (2)	Calgary	2-0	10-18-03	Calgary	20
	145.	Mika Noronen (3)	Carolina	5-0	11-21-03	Buffalo	35
	146.	Martin Biron (16)	Washington	6-0	3-10-04	Washington	27
	147.	Martin Biron (17)	Columbus	6-0	3-29-04	Buffalo	23
<b>2005-06 (2)</b>	148.	Ryan Miller (2)	Toronto	6-0	4-16-06	Buffalo	31
	149.	Martin Biron (18)	Carolina	4-0	4-18-06	Carolina	33
<b>2006-07 (2)</b>	150.	Ryan Miller (3)	NY Islanders	3-0	10-26-06	New York	29
	151.	Ryan Miller (4)	Washington	2-0	4-7-07	Washington	26
<b>2007-08 (5)</b>	152.	Ryan Miller (5)	Atlanta	6-0	10-11-07	Buffalo	20
	153.	Jocelyn Thibault	Montreal	3-0	11-24-07	Montreal	24
	154.	Ryan Miller (6)	Florida	1-0	1-30-08	Florida	32
	155.	Ryan Miller (7)	Toronto	1-0	2-13-08	Buffalo	35
	156.	Jocelyn Thibault (2)	Boston	3-0	4-5-08	Boston	17
<b>2008-09 (5)</b>	157.	Ryan Miller (8)	Washington	5-0	11-1-08	Buffalo	29
	158.	Ryan Miller (9)	New Jersey	2-0	11-3-08	New Jersey	24
	159.	Ryan Miller (10)	Los Angeles	5-0	12-19-08	Buffalo	40
	160.	Ryan Miller (11)	Phoenix	2-0	1-31-09	Phoenix	28
	161.	Ryan Miller (12)	Toronto	5-0	2-4-09	Buffalo	16
<b>2009-10 (5)</b>	162.	Ryan Miller (13)	Nashville	1-0	10-10-09	Nashville	25
	163.	Ryan Miller (14)	NY Islanders	3-0	11-4-09	Buffalo	24
	164.	Ryan Miller (15)	Toronto	3-0	11-30-09	Toronto	38
	165.	Ryan Miller (16)	Washington	3-0	12-9-09	Buffalo	35
	166.	Ryan Miller (17)	Montreal	1-0	1-3-10	Montreal	30
<b>2010-11 (6)</b>	167.	Ryan Miller (18)	Columbus	5-0	12-3-10	Buffalo	19
	168.	Ryan Miller (19)	Ottawa	1-0*	12-4-10	Ottawa	32
	169.	Ryan Miller (20)	San Jose	3-0	1-6-11	San Jose	36
	170.	Ryan Miller (21)	Montreal	2-0	3-22-11	Montreal	31
	171.	Ryan Miller (22)	New Jersey	2-0	3-26-11	Buffalo	30
	172.	Jhonas Enroth	NY Rangers	1-0	3-30-11	Buffalo	23
	<b>2011-12 (7)</b>	173.	Ryan Miller (23)	Florida	3-0	10-20-11	Florida
174.		Jhonas Enroth (2)	Carolina	1-0	11-18-11	Carolina	34
175.		Ryan Miller (24)	NY Rangers	0-1**	2-1-12	Buffalo	29
176.		Ryan Miller (25)	Boston	6-0	2-8-12	Buffalo	36
177.		Ryan Miller (26)	Anaheim	2-0	2-29-12	Anaheim	43







# Sabres All-Time Shutouts RECORD BOOK

## 2012-2018

SEASON	NO.	GOALTENDER	OPPONENT	SCORE	DATE	PLACE	SAVES
2011-12 (7)	178.	Ryan Miller (27)	San Jose	1-0	3-1-12	San Jose	39
	179.	Ryan Miller (28)	Montreal	3-0	3-21-12	Buffalo	34
2012-13 (1)	180.	Jhonas Enroth (3)	Philadelphia	1-0	4-13-13	Buffalo	29
2013-14 (0)		None					
2014-15 (1)	181.	Jhonas Enroth (4)	Los Angeles	1-0	12-9-14	Buffalo	34
2015-16 (2)	182.	Chad Johnson	Anaheim	3-0	12-17-15	Buffalo	44
	183.	Robin Lehner	Columbus	4-0	2-19-16	Columbus	38
2016-17 (3)	184.	Anders Nilsson	Florida	3-0	10-29-16	Buffalo	33
	185.	Robin Lehner (2)	Ottawa	4-0	2-4-17	Buffalo	37
	186.	Robin Lehner (3)	Colorado	2-0	2-16-17	Buffalo	23
2017-18 (3)	187.	Robin Lehner (4)	Detroit	1-0	10-24-17	Buffalo	32
	188.	Robin Lehner (5)	Edmonton	5-0	1-23-18	Edmonton	33
	189.	Robin Lehner (6)	Vancouver	4-0	1-25-18	Vancouver	30

### SABRES SHUTOUT LEADERS

Dominik Hasek (55), Ryan Miller (28), Martin Biron (18), Don Edwards (14), Tom Barrasso (13), Roger Crozier (10), Bob Sauve (7), Robin Lehner (6), Gerry Desjardins (5), Dave Dryden (5), Daren Puppa (5), Gary Bromley (4), Jhonas Enroth (4), Mika Noronen (3), Grant Fuhr (2), Clint Malarchuk (2), Jocelyn Thibault (2), Jacques Cloutier, Joe Daley, Tom Draper, Chad Johnson, Anders Nilsson, Dwayne Roloson

Note: Figure in parentheses for goaltender indicates cumulative total with the Sabres.

\* Buffalo won 1-0 in a shootout. Ottawa's Brian Elliott was also credited with a shutout.

\*\* New York won 1-0 in a shootout. New York's Henrik Lundqvist was credited with the shutout win.







# All-Time Shutouts Against Sabres RECORD BOOK

## 1970-1983

SEASON	NO.	GOALTENDER	OPPONENT	SCORE	DATE	PLACE	SAVES
<b>1970-71 (9)</b>	1.	Ed Giacomin	NY Rangers	3-0	10-14-70	New York	15
	2.	Phil Myre	Montreal	3-0	10-15-70	Buffalo	14
	3.	Tony Esposito	Chicago	4-0	10-25-70	Buffalo	27
	4.	Cesar Maniago	Minnesota	3-0	11-21-70	Minnesota	22
	5.	Bruce Gamble	Toronto	4-0	12-13-70	Buffalo	17
	6.	Ed Giacomin (2)	NY Rangers	4-0	12-16-70	New York	20
	7.	Jacques Plante	Toronto	2-0	12-19-70	Toronto	24
	8.	Jacques Plante (2)	Toronto	2-0	2-27-71	Toronto	28
	9.	Glenn Hall	St. Louis	9-0	3-13-71	St. Louis	27
<b>1971-72 (3)</b>	10.	Doug Favell	Philadelphia	5-0	12-16-71	Philadelphia	35
	11.	Jim Rutherford	Pittsburgh	2-0	2-17-72	Buffalo	23
	12.	Ken Dryden	Montreal	4-0	2-20-72	Buffalo	32
<b>1972-73 (4)</b>	13.	Marv Edwards	California	0-0	11-9-72	Buffalo	28
	14.	Rogie Vachon	Los Angeles	2-0	12-23-72	Los Angeles	20
	15.	Ed Johnston	Boston	6-0	1-14-73	Boston	20
	16.	Jacques Caron	St. Louis	2-0	3-13-73	St. Louis	23
<b>1973-74 (3)</b>	17.	Gilles Meloche	California	2-0	11-18-73	Buffalo	27
	18.	Dan Bouchard	Atlanta	3-0	1-9-74	Atlanta	32
	19.	Gilles Gilbert	Boston	4-0	3-12-74	Boston	27
<b>1974-75 (1)</b>	20.	Bernie Parent	Philadelphia	6-0	2-1-75	Philadelphia	26
<b>1975-76 (2)</b>	21.	Gary Smith	Vancouver	4-0	11-25-75	Vancouver	35
	22.	Glenn Resch	NY Islanders	3-0	12-7-75	Buffalo	22
<b>1976-77 (3)</b>	23.	Ed Giacomin (3)	Detroit	4-0	10-9-76	Detroit	20
	24.	Glenn Resch (2)	NY Islanders	3-0	12-4-76	New York	33
	25.	Gary Edwards (2)	Cleveland	3-0	1-23-77	Buffalo	27
<b>1977-78 (3)</b>	26.	Mike Veisor	Chicago	2-0	10-16-77	Buffalo	34
	27.	Ron Grahame	Boston	2-0	11-23-77	Buffalo	21
	28.	Ron Low	Detroit	7-0	3-28-78	Detroit	25
<b>1978-79 (3)</b>	29.	Mike Palmateer	Toronto	2-0	10-18-78	Toronto	21
	30.	Mario Lessard	Los Angeles	6-0	10-26-78	Los Angeles	18
	31.	Glenn Resch (3)	NY Islanders	2-0	3-31-79	New York	32
<b>1979-80 (2)</b>	32.	Jim Rutherford (2)	Detroit	4-0	10-25-79	Detroit	26
	33.	Tony Esposito (2)	Chicago	0-0	10-31-79	Chicago	21
<b>1980-81 (0)</b>	None						
<b>1981-82 (1)</b>	34.	Rick Wamsley	Montreal	9-0	10-10-81	Montreal	22
<b>1982-83 (4)</b>	35.	Murray Bannerman	Chicago	4-0	10-20-82	Chicago	37
	36.	Pete Peeters	Boston	4-0	1-20-83	Boston	20
	37.	Dan Bouchard (2)	Quebec	0-0	2-5-83	Quebec	22
	38.	Brian Hayward	Winnipeg	6-0	3-9-83	Winnipeg	24
<b>1983-84 (2)</b>	39.	Billy Smith	NY Islanders	4-0	11-5-83	New York	25
	40.	Andy Moog	Edmonton	7-0	11-18-83	Edmonton	29







# All-Time Shutouts Against Sabres RECORD BOOK

## 1984-1996

SEASON	NO.	GOALTENDER	OPPONENT	SCORE	DATE	PLACE	SAVES
1984-85 (0)		None					
1985-86 (2)	41.	Pat Riggin	Boston	4-0	1-4-86	Boston	24
	42.	Bob Froese	Philadelphia	4-0	2-12-86	Buffalo	28
1986-87 (4)	43.	Patrick Roy	Montreal	0-0	10-15-86	Buffalo	23
	44.	Mike Liut	Hartford	3-0	11-26-86	Hartford	27
	45.	Clint Malarchuk	Quebec	7-0	12-13-86	Quebec	28
	46.	Don Beaupre	Minnesota	5-0	1-20-87	Minnesota	27
1987-88 (4)	47.	Grant Fuhr	Edmonton	5-0	11-7-87	Edmonton	26
	48.	Rejean Lemelin	Boston	9-0	12-22-87	Boston	33
	49.	Rejean Lemelin (2)	Boston	2-0	12-31-87	Buffalo	17
	50.	Greg Stefan	Detroit	4-0	3-1-88	Detroit	19
1988-89 (3)	51.	Rick Wamsley (2)	Calgary	9-0	11-5-88	Calgary	21
	52.	Peter Sidorkiewicz	Hartford	9-0	12-6-88	Hartford	31
	53.	Jon Casey	Minnesota	3-0	3-18-89	Minnesota	27
1989-90 (4)	54.	Grant Fuhr (2)	Edmonton	3-0	11-17-89	Edmonton	30
	55.	Mark Fitzpatrick	NY Islanders	3-0	12-5-89	New York	32
	56.	Patrick Roy (2)	Montreal	1-0	2-3-90	Montreal	30
	57.	Glenn Healy	NY Islanders	1-0	2-4-90	Buffalo	39
1990-91 (2)	58.	John Vanbiesbrouck	NY Rangers	5-0	11-26-90	New York	27
	59.	Jeff Reese	Toronto	3-0	2-17-91	Buffalo	28
1991-92 (3)	60.	Patrick Roy (3)	Montreal	5-0	11-2-91	Montreal	15
	61.	Craig Billington	New Jersey	3-0	12-28-91	New Jersey	26
	62.	Darcy Wakaluk	Minnesota	2-0	2-7-92	Buffalo	39
1992-93 (3)	63.	Patrick Roy (4)	Montreal	3-0	11-30-92	Montreal	23
	64.	Andy Moog (2)	Boston	2-0	3-24-93	Buffalo	21
	65.	Andy Moog (3)	Boston	3-0	4-4-93	Buffalo	31
1993-94 (4)	66.	Chris Terreri	New Jersey	4-0	11-17-93	New Jersey	30
	67.	Mike Richter	NY Rangers	2-0	12-13-93	New York	28
	68.	Tommy Soderstrom	Philadelphia	2-0	12-27-93	Buffalo	30
	69.	Daren Puppa	Tampa Bay	4-0	1-24-94	Tampa Bay	23
1994-95 (0)		None					
1995-96 (5)	70.	Darcy Wakaluk (2)	Dallas	3-0	10-24-95	Dallas	27
	71.	Tom Barrasso	Pittsburgh	1-0	1-17-96	Buffalo	31
	72.	Jim Carey	Washington	1-0	1-26-96	Washington	20
	73.	Kirk McLean	Vancouver	3-0	3-3-96	Buffalo	32
	74.	Eric Fichaud	NY Islanders	3-0	4-6-96	New York	20
1996-97 (10)	75.	Rick Tabaracci	Calgary	3-0	10-6-96	Calgary	19
	76.	Corey Schwab	Tampa Bay	4-0	10-15-96	Buffalo	22
	77.	Andy Moog (4)	Dallas	2-0	10-30-96	Dallas	24
	78.	Patrick Roy (5)	Colorado	0-0	11-2-96	Colorado	20
	79.	Ken Wregget	Pittsburgh	3-0	11-12-96	Pittsburgh	25
	80.	Mike Richter (2)	NY Rangers	3-0	12-13-96	Buffalo	30





**RECORD BOOK****1996-2005**

SEASON	NO.	GOALTENDER	OPPONENT	SCORE	DATE	PLACE	SAVES
<b>1996-97 (10)</b>	81.	Martin Brodeur	New Jersey	0-0	12-23-96	New Jersey	37
	82.	Patrick Lalime	Pittsburgh	2-0	12-28-96	Pittsburgh	21
	83.	Ron Tugnutt	Ottawa	2-0	4-2-97	Buffalo	15
	84.	Ron Tugnutt (2)	Ottawa	1-0	4-12-97	Ottawa	17
<b>1997-98 (4)</b>	85.	Ron Tugnutt (3)	Ottawa	3-0	12-6-97	Ottawa	25
	86.	Tommy Salo	NY Islanders	4-0	12-17-97	New York	28
	87.	Ron Hextall	Philadelphia	3-0	1-20-98	Philadelphia	29
	88.	Damian Rhodes	Ottawa	1-0	4-5-98	Buffalo	22
<b>1998-99 (3)</b>	89.	Olaf Kolzig	Washington	1-0	10-23-98	Buffalo	30
	90.	Mike Richter (3)	NY Rangers	0-0	10-27-98	New York	24
	91.	Nikolai Khabibulin	Phoenix	1-0	1-11-99	Phoenix	23
<b>1999-00 (7)</b>	92.	Chris Osgood	Detroit	2-0	10-2-99	Detroit	22
	93.	Ron Tugnutt (4)	Ottawa	4-0	10-23-99	Ottawa	19
	94.	John Grahame	Boston	3-0	10-30-99	Boston	26
	95.	Jamie McLennan	St. Louis	2-0	11-26-99	Buffalo	19
	96.	Ron Tugnutt (5)	Ottawa	0-0	12-8-99	Buffalo	30
	97.	Byron Dafoe	Boston	0-0	1-13-00	Boston	23
	98.	Byron Dafoe (2)	Boston	1-0	1-29-00	Boston	25
<b>2000-01 (6)</b>	99.	Felix Potvin	Vancouver	4-0	10-14-00	Vancouver	27
	100.	Roman Cechmanek	Philadelphia	3-0	11-4-00	Philadelphia	18
	101.	Curtis Joseph	Toronto	2-0	1-20-01	Toronto	28
	102.	Roman Cechmanek (2)	Philadelphia	2-0	3-1-01	Philadelphia	26
	103.	Tommy Salo (2)	Edmonton	4-0	3-9-01	Buffalo	28
	104.	Arturs Irbe	Carolina	1-0	3-21-01	Carolina	26
<b>2001-02 (6)</b>	105.	Patrick Lalime	Ottawa	3-0	11-3-01	Ottawa	28
	106.	Trevor Kidd	Florida	2-0	11-16-01	Buffalo	31
	107.	Johan Hedberg	Pittsburgh	2-0	1-10-02	Buffalo	36
	108.	Jussi Markkanen	Edmonton	3-0	3-4-02	Buffalo	25
	109.	Chris Osgood (2)	NY Islanders	3-0	3-12-02	Buffalo	28
	110.	Corey Schwab (2)	Toronto	2-0	3-23-02	Toronto	20
<b>2002-03 (9)</b>	111.	Jocelyn Thibault	Chicago	3-0	10-13-02	Chicago	26
	112.	Roman Turek	Calgary	3-0	10-31-02	Calgary	30
	113.	Kevin Weekes	Carolina	2-0	11-7-02	Carolina	26
	114.	Robert Esche	Philadelphia	2-0	12-14-02	Philadelphia	15
	115.	Roberto Luongo	Florida	2-0	12-20-02	Buffalo	30
	116.	Chris Osgood (3)	NY Islanders	1-0	12-31-02	Buffalo	38
	117.	Sebastian Caron	Pittsburgh	0-0	1-21-03	Buffalo	34
	118.	Mike Dunham	NY Rangers	3-0	3-19-03	New York	27
	119.	Marty Turco	Dallas	3-0	3-31-03	Dallas	18
<b>2003-04 (5)</b>	120.	Jeff Hackett	Philadelphia	2-0	10-9-03	Philadelphia	17
	121.	Rick DiPietro	NY Islanders	6-0	10-11-03	Buffalo	13
	122.	Jose Theodore	Montreal	3-0	11-8-03	Montreal	16
	123.	Felix Potvin (2)	Boston	1-0	1-15-04	Buffalo	27
	124.	Ed Belfour	Toronto	2-0	4-2-04	Buffalo	17
<b>2005-06 (4)</b>	125.	Dominik Hasek	Ottawa	5-0	10-8-05	Ottawa	35
	126.	Evgeni Nabokov/ Nolan Schaefer#	San Jose	5-0	12-2-05	Buffalo	20
							7







# All-Time Shutouts Against Sabres RECORD BOOK

## 2006-2014

SEASON	NO.	GOALTENDER	OPPONENT	SCORE	DATE	PLACE	SAVES
2005-06 (4)	127.	Kari Lehtonen	Atlanta	5-0	3-20-06	Atlanta	23
	128.	Jean-Sebastien Aubin	Toronto	7-0	4-1-06	Toronto	24
2006-07 (0)	None						
2007-08 (4)	129.	Pascal Leclaire	Columbus	3-0	10-19-07	Buffalo	21
	130.	Cristobal Huet	Montreal	2-0	11-5-07	Montreal	29
	131.	Andrew Raycroft	Toronto	3-0	11-9-07	Buffalo	30
	132.	Ty Conklin	Pittsburgh	2-0	12-29-07	Pittsburgh	26
2008-09 (4)	133.	Martin Biron	Philadelphia	3-0	11-21-08	Buffalo	40
	134.	Pekka Rinne	Nashville	2-0	12-1-08	Buffalo	30
	135.	Cam Ward	Carolina	3-0	2-15-09	Buffalo	36
	136.	Yann Danis	NY Islanders	2-0	2-28-09	New York	31
2009-10 (6)	137.	Martin Biron (2)	NY Islanders	5-0	10-31-09	New York	38
	138.	Jose Theodore (2)	Washington	2-0	11-25-09	Washington	25
	139.	Martin Brodeur (2)	New Jersey	3-0	12-7-09	Buffalo	37
	140.	Brian Elliott	Ottawa	2-0	12-16-09	Ottawa	22
	141.	Steve Mason	Columbus	4-0	2-6-10	Columbus	28
	142.	Jaroslav Halak	Montreal	3-0	4-3-10	Montreal	29
2010-11 (6)	143.	Martin Brodeur (3)	New Jersey	1-0	10-13-10	Buffalo	24
	144.	Andrew Raycroft (2)	Dallas	4-0	10-30-10	Dallas	34
	145.	Marc-Andre Fleury	Pittsburgh	1-0	11-24-10	Buffalo	30
	146.	Brian Elliott (2)	Ottawa	0-1*	12-4-10	Ottawa	31
	147.	Ty Conklin (2)	St. Louis	3-0	2-18-11	Buffalo	25
	148.	Cam Ward (2)	Carolina	1-0	3-15-11	Buffalo	40
2011-12 (4)	149.	Mathieu Garon	Tampa Bay	3-0	10-22-11	Tampa Bay	21
	150.	Jonas Gustavsson	Toronto	2-0	1-10-12	Toronto	32
	151.	Jimmy Howard	Detroit	5-0	1-16-12	Detroit	27
	152.	Henrik Lundqvist	NY Rangers	1-0**	2-1-12	Buffalo	34
2012-13 (3)	153.	Craig Anderson	Ottawa	2-0	2-12-13	Ottawa	42
	154.	Evgeni Nabokov#	NY Islanders	4-0	2-23-13	Buffalo	35
	155.	Anton Khudobin	Boston	2-0	3-31-13	Buffalo	26
2013-14 (10)	156.	Craig Anderson (2)	Ottawa	1-0	10-4-13	Buffalo	35
	157.	Roberto Luongo (2)	Vancouver	3-0	10-17-13	Buffalo	25
	158.	Henrik Lundqvist (2)	NY Rangers	2-0	10-31-13	New York	29
	159.	Jonathan Quick	Los Angeles	2-0	11-7-13	Los Angeles	19
	160.	Cory Schneider	New Jersey	1-0	11-30-13	New Jersey	15
	161.	Al Montoya	Winnipeg	3-0	12-31-13	Winnipeg	27
	162.	Marc-Andre Fleury (2)	Pittsburgh	3-0	1-27-14	Pittsburgh	24
	163.	Roberto Luongo (3)	Florida	2-0	3-7-14	Florida	25
	164.	Dustin Tokarski	Montreal	2-0	3-16-14	Buffalo	29
	165.	Carey Price	Montreal	2-0	3-25-14	Montreal	24
2014-15 (14)	166.	Roberto Luongo (4)	Florida	1-0	10-17-14	Buffalo	26
	167.	Niklas Svedberg	Boston	4-0	10-18-14	Buffalo	32
	168.	Jonathan Quick (2)	Los Angeles	2-0	10-23-14	Los Angeles	29
	169.	Jonathan Bernier	Toronto	4-0	10-28-14	Toronto	10
	170.	Marc-Andre Fleury (3)	Pittsburgh	5-0	11-1-14	Pittsburgh	18
	171.	Ben Bishop	Tampa Bay	5-0	12-4-14	Tampa Bay	13







# All-Time Shutouts Against Sabres RECORD BOOK

## 2015-2018

SEASON	NO.	GOALTENDER	OPPONENT	SCORE	DATE	PLACE	SAVES
2014-15 (14)	172.	Roberto Luongo (5)	Florida	2-0	1-2-15	Buffalo	30
	173.	Devan Dubnyk	Minnesota	7-0	1-15-15	Buffalo	18
	174.	Jake Allen	St. Louis	3-0	2-5-15	Buffalo	23
	175.	Andrei Vasilevskiy	Tampa Bay	3-0	3-3-15	Tampa Bay	28
	176.	MacKenzie Skapski	NY Rangers	2-0	3-14-15	Buffalo	20
	177.	Pekka Rinne (2)	Nashville	3-0	3-21-15	Nashville	24
	178.	Jaroslav Halak (2)	NY Islanders	3-0	4-4-15	New York	21
	179.	Marc-Andre Fleury (4)	Pittsburgh	2-0	4-11-15	Buffalo	28
	2015-16 (6)	180.	Antti Niemi	Dallas	3-0	11-21-15	Dallas
181.		Cory Schneider (2)	New Jersey	2-0	12-15-15	Buffalo	25
182.		Braden Holtby	Washington	2-0	12-28-15	Buffalo	31
183.		Petr Mrazek	Detroit	3-0	1-22-16	Buffalo	19
184.		Frederik Andersen	Anaheim	1-0	2-24-16	Anaheim	26
185.		Jhonas Enroth	Los Angeles	2-0	2-27-16	Los Angeles	23
2016-17 (4)	186.	Devan Dubnyk (2)	Minnesota	4-0	10-27-16	Buffalo	38
	187.	Tuukka Rask	Boston	4-0	11-7-16	Boston	32
	188.	Jonathan Quick (3)	Los Angeles	2-0	3-16-17	Los Angeles	26
	189.	James Reimer	Florida	3-0	4-8-17	Florida	30
2017-18 (7)	190.	Carey Price (2)	Montreal	3-0	11-25-17	Montreal	36
	191.	Andrei Vasilevskiy (2)	Tampa Bay	2-0	11-28-17	Buffalo	34
	192.	Tristan Jarry	Pittsburgh	4-0	12-1-17	Buffalo	34
	193.	Anton Khudobin (2)	Boston	3-0	12-19-17	Buffalo	36
	194.	Carter Hutton	St. Louis	1-0	2-3-18	Buffalo	27
	195.	Pekka Rinne (3)	Nashville	4-0	3-19-18	Buffalo	35
	196.	Antti Niemi (2)	Montreal	3-0	3-23-18	Buffalo	35

### OPPONENT SHUTOUT LEADERS

Roberto Luongo (5), Patrick Roy (5), Ron Tugnutt (5), Marc-Andre Fleury (4), Andy Moog (4), Martin Brodeur (3), Ed Giacomin (3), Chris Osgood (3), Jonathan Quick (3), Glenn Resch (3), Mike Richter (3), Pekka Rinne (3)

Note: Figure in parentheses for goaltender indicates cumulative total against the Sabres.

\* Buffalo won 1-0 in a shootout. Buffalo's Ryan Miller was credited with the shootout win.

\*\* New York won 1-0 in a shootout. Buffalo's Ryan Miller was also credited with a shootout.

# Evgeni Nabokov earned his first official shutout against the Sabres on Feb. 23, 2013 after sharing a shutout with Nolan Schaefer on Dec. 2, 2005 in Buffalo.







# 1-0 Games Involving the Sabres RECORD BOOK

## 1-0 Games Involving the Sabres | Regular Season

DATE	OPPONENT	GOAL SCORER	WINNING GOALIE	ALL-TIME RECORD
12-6-70	vs. Minnesota	Ron Anderson	Roger Crozier (BUF)	1-0
1-20-72	vs. Vancouver	Don Luce	Roger Crozier (BUF)	2-0
11-12-72	vs. Pittsburgh	Steve Atkinson	Roger Crozier (BUF)	3-0
1-13-74	vs. St. Louis	Gilbert Perreault	Dave Dryden (BUF)	4-0
10-19-78	vs. Toronto	Craig Ramsay	Don Edwards (BUF)	5-0
3-27-86	at Philadelphia	Gilbert Perreault	Jacques Cloutier (BUF)	6-0
2-3-90	at Montreal	Stephane Richer	Patrick Roy (MTL)	6-1
2-4-90	vs. NY Islanders	Derek King	Glenn Healy (NYI)	6-2
4-8-94	vs. Montreal	Donald Audette	Dominik Hasek (BUF)	7-2
2-2-95	at Washington	Dale Hawerchuk	Dominik Hasek (BUF)	8-2
1-17-96	vs. Pittsburgh	Jaromir Jagr	Tom Barrasso (PIT)	8-3
1-26-96	at Washington	Joe Juneau	Jim Carey (WSH)	8-4
4-12-97	at Ottawa	Steve Duchesne	Ron Tugnutt (OTT)	8-5
12-19-97	vs. Montreal	Donald Audette	Dominik Hasek (BUF)	9-5
3-2-98	at NY Rangers	Alexei Zhitnik	Dominik Hasek (BUF)	10-5
3-27-98	at Edmonton	Miroslav Satan	Dominik Hasek (BUF)	11-5
4-5-98	vs. Ottawa	Daniel Alfredsson	Damian Rhodes (OTT)	11-6
10-23-98	vs. Washington	Jaroslav Svejkskovsky	Olaf Kolzig (WSH)	11-7
1-11-99	at Phoenix	Dallas Drake	Nikolai Khabibulin (PHX)	11-8
1-28-00	vs. Ottawa	James Patrick	Martin Biron (BUF)	12-8
1-29-00	at Boston	P.J. Axelsson	Byron Dafeo (BOS)	12-9
1-19-01	vs. Florida	Denis Hamel	Dominik Hasek (BUF)	13-9
2-22-01	at New Jersey	Dave Andreychuk	Dominik Hasek (BUF)	14-9
3-21-01	at Carolina	David Tanabe	Arturs Irbe (CAR)	14-10
12-31-02*	vs. NY Islanders	Jason Blake	Chris Osgood (NYI)	14-11
1-14-03	at Minnesota	Denis Hamel	Ryan Miller (BUF)	15-11
1-18-03	at Phoenix	Curtis Brown	Martin Biron (BUF)	16-11
1-15-04	vs. Boston	Sergei Samsonov	Felix Potvin (BOS)	16-12
1-30-08	at Florida	Thomas Vanek	Ryan Miller (BUF)	17-12
2-13-08	vs. Toronto	Paul Gaustad	Ryan Miller (BUF)	18-12
10-10-09	at Nashville	Mike Grier	Ryan Miller (BUF)	19-12
1-3-10	at Montreal	Tim Connolly	Ryan Miller (BUF)	20-12
10-13-10	vs. New Jersey	Ilya Kovalchuk	Martin Brodeur (NJD)	20-13
11-24-10	vs. Pittsburgh	Pascal Dupuis	Marc-Andre Fleury (PIT)	20-14
12-4-10**	at Ottawa	Thomas Vanek	Ryan Miller (BUF)	21-14
3-15-11	vs. Carolina	Brandon Sutter	Cam Ward (CAR)	21-15
3-30-11	vs. NY Rangers	Tim Connolly	Jhonas Enroth (BUF)	22-15
11-18-11	at Carolina	Jason Pominville	Jhonas Enroth (BUF)	23-15
2-1-12**	vs. NY Rangers	Ryan Callahan	Henrik Lundqvist (NJR)	23-16
3-1-12	at San Jose	Drew Stafford	Ryan Miller (BUF)	24-16
4-13-13	vs. Philadelphia	Christian Ehrhoff	Jhonas Enroth (BUF)	25-16
10-4-13	vs. Ottawa	Erik Karlsson	Craig Anderson (OTT)	25-17
11-30-13	at New Jersey	Steve Bernier	Cory Schneider (NJD)	25-18
10-17-14	vs. Florida	Sean Bergenheim	Roberto Luongo (FLA)	25-19
12-9-14	vs. Los Angeles	Tyler Ennis	Jhonas Enroth (BUF)	26-19
2-24-16	at Anaheim	Sami Vatanen	Frederik Andersen (ANA)	26-20
10-24-17	vs. Detroit	Benoit Pouliot	Robin Lehner (BUF)	27-20
2-3-18	vs. St. Louis	Carl Gunnarsson	Carter Hutton (STL)	27-21

## 1-0 Games Involving the Sabres | Playoffs

DATE	OPPONENT	GOAL SCORER	WINNING GOALIE	ALL-TIME RECORD
4-6-83	at Montreal	Brent Peterson	Bob Sauve (BUF)	1-0
4-27-94*	vs. New Jersey	Dave Hannan	Dominik Hasek (BUF)	2-0
4-23-97*	at Ottawa	Daniel Alfredsson	Ron Tugnutt (OTT)	2-1
4-14-11	at Philadelphia	Patrick Kaleta	Ryan Miller (BUF)	3-1
4-20-11	vs. Philadelphia	Jason Pominville	Ryan Miller (BUF)	4-1

\* - overtime decision \*\* - shootout decision







# All-Time Penalty Shots RECORD BOOK

## Sabres All-Time Penalty Shots | Regular Season

DATE	OPPONENT	RESULT
Nov. 5, 1970 vs. Vancouver	Paul Andrea vs. Dunc Wilson	unsuccessful
Dec. 20, 1973 vs. Montreal	John Gould vs. Michel Plasse	unsuccessful
<b>Jan. 31, 1974 at Philadelphia</b>	<b>Rick Martin vs. Bernie Parent</b>	<b>goal</b>
Jan. 25, 1975 at Montreal	Rick Martin vs. Michel Larocque	unsuccessful
Feb. 2, 1975 vs. Kansas City	Don Luce vs. Denis Herron	unsuccessful
Oct. 19, 1975 vs. Washington	Don Luce vs. Ron Low	unsuccessful
Feb. 4, 1976 at Los Angeles	Gilbert Perreault vs. Rogie Vachon	unsuccessful
Feb. 22, 1976 vs. Montreal	Rene Robert vs. Ken Dryden	unsuccessful
April 1, 1978 at Toronto	Gilbert Perreault vs. Mike Palmateer	unsuccessful
Dec. 19, 1982 vs. Quebec	Brent Peterson vs. Dan Bouchard	unsuccessful
<b>Nov. 25, 1983 vs. Chicago</b>	<b>Gilbert Perreault vs. Murray Bannerman</b>	<b>goal</b>
Jan. 13, 1984 vs. Edmonton	Brent Peterson vs. Grant Fuhr	unsuccessful
Jan. 14, 1984 at Detroit	Brent Peterson vs. Greg Stefan	unsuccessful
<b>Oct. 31, 1984 vs. Philadelphia</b>	<b>John Tucker vs. Pelle Lindbergh</b>	<b>goal</b>
Dec. 26, 1984 vs. Toronto	John Tucker vs. Rick St. Croix	unsuccessful
Nov. 22, 1986 at Quebec	Dave Andreychuk vs. Clint Malarchuk	unsuccessful
Nov. 15, 1987 vs. Toronto	Christian Ruuttu vs. Ken Wregget	unsuccessful
Feb. 19, 1989 vs. Detroit	Mike Foligno vs. Glen Hanlon	unsuccessful
<b>Oct. 17, 1990 vs. Montreal</b>	<b>Pierre Turgeon vs. Patrick Roy</b>	<b>goal</b>
Oct. 12, 1991 at Quebec	Dave McLlwain vs. Ron Tugnutt	unsuccessful
Jan. 10, 1992 vs. Edmonton	Alexander Mogilny vs. Bill Ranford	unsuccessful
Feb. 7, 1992 vs. Minnesota	Dave Andreychuk vs. Darcy Wakaluk	unsuccessful
<b>Nov. 11, 1992 vs. Boston</b>	<b>Brad May vs. Andy Moog</b>	<b>goal</b>
<b>Nov. 29, 1992 at Ottawa</b>	<b>Pat LaFontaine vs. Peter Sidorkiewicz</b>	<b>goal</b>
Dec. 17, 1993 vs. Los Angeles	Alexander Mogilny vs. Robb Stauber	unsuccessful
<b>Jan. 11, 1994 at Chicago</b>	<b>Randy Wood vs. Jeff Hackett</b>	<b>goal</b>
Feb. 10, 1994 at Boston	Wayne Presley vs. Vincent Riendeau	unsuccessful
Oct. 22, 1995 vs. St. Louis	Dave Hannan vs. Grant Fuhr	unsuccessful
Feb. 3, 1996 at Boston	Randy Burridge vs. Bill Ranford	unsuccessful
Nov. 21, 1996 vs. Toronto	Donald Audette vs. Felix Potvin	unsuccessful
<b>April 11, 1998 at Ottawa</b>	<b>Dixon Ward vs. Damian Rhodes</b>	<b>goal</b>
<b>Oct. 9, 1999 at Atlanta</b>	<b>Miroslav Satan vs. Damien Rhodes</b>	<b>goal</b>
Dec. 28, 1999 vs. Detroit	Miroslav Satan vs. Ken Wregget	unsuccessful
March 4, 2000 at NY Islanders	Miroslav Satan vs. Kevin Weekes	unsuccessful
Nov. 3, 2001 at Ottawa	Miroslav Satan vs. Patrick Lalime	unsuccessful
<b>Nov. 19, 2001 at Atlanta</b>	<b>Tim Connolly vs. Milan Hnilicka</b>	<b>goal</b>
<b>Feb. 15, 2003 vs. NY Rangers</b>	<b>Miroslav Satan vs. Mike Dunham</b>	<b>goal</b>
<b>Dec. 8, 2005 vs. Anaheim</b>	<b>Thomas Vanek vs. J-S Giguere</b>	<b>goal</b>
<b>March 12, 2006 vs. Boston</b>	<b>Maxim Afinogenov vs. Andrew Raycroft</b>	<b>goal</b>
April 15, 2006 at Montreal	J-P Dumont vs. David Aebischer	unsuccessful
Nov. 10, 2006 vs. Florida	Thomas Vanek vs. Alexander Auld	unsuccessful
<b>Dec. 28, 2006 vs. Carolina</b>	<b>Ales Kotalik vs. John Grahame</b>	<b>goal</b>
Jan. 26, 2007 at Columbus	Daniel Paille vs. Fredrik Norrena	unsuccessful
Feb. 24, 2007 at Ottawa	Thomas Vanek vs. Ray Emery	unsuccessful
Dec. 1, 2007 vs. Carolina	Drew Stafford vs. John Grahame	unsuccessful
<b>April 9, 2009 at Carolina</b>	<b>Derek Roy vs. Michael Leighton</b>	<b>goal</b>
<b>Oct. 16, 2009 vs. NY Islanders</b>	<b>Clarke MacArthur vs. Dwayne Roloson</b>	<b>goal</b>
<b>Dec. 29, 2009 vs. Pittsburgh</b>	<b>Drew Stafford vs. Marc-Andre Fleury</b>	<b>goal</b>
<b>April 10, 2010 at Ottawa</b>	<b>Thomas Vanek vs. Pascal Leclaire</b>	<b>goal</b>
Jan. 14, 2012 at NY Islanders	Thomas Vanek vs. Evgeni Nabokov	unsuccessful







# All-Time Penalty Shots RECORD BOOK

## Sabres All-Time Penalty Shots | Regular Season

DATE	OPPONENT	RESULT
Feb. 19, 2012 vs. Pittsburgh	Patrick Kaleta vs. Marc-Andre Fleury	unsuccessful
Nov. 24, 2013 vs. Detroit	Steve Ott vs. Jonas Gustavsson	unsuccessful
Jan. 15, 2014 at Toronto	Zemgus Girgensons vs. James Reimer	unsuccessful
<b>March 13, 2014 at Carolina</b>	<b>Tyler Ennis vs. Cam Ward</b>	<b>goal</b>
Jan. 18, 2016 at Arizona	Evander Kane vs. Louis Domingue	unsuccessful
<b>Feb. 12, 2016 vs. Montreal</b>	<b>Marcus Foligno vs. Mike Condon</b>	<b>goal</b>
Dec. 8, 2017 at Chicago	Jack Eichel vs. Corey Crawford	unsuccessful
Dec. 22, 2017 vs. Philadelphia	Evander Kane vs. Brian Elliot	unsuccessful

**Shots For: 58**

**Goals: 20**

**Unsuccessful: 38**

## Sabres All-Time Penalty Shots | Playoffs

DATE	OPPONENT	RESULT
April 9, 1988 vs. Boston	John Tucker vs. Andy Moog	goal
April 28, 2006 at Philadelphia	Derek Roy vs. Robert Esche	unsuccessful

**Shots For: 2**

**Goals: 1**

**Unsuccessful: 1**







# All-Time Penalty Shots RECORD BOOK

## Opponent All-Time Penalty Shots | Regular Season

DATE	OPPONENT	RESULT
Oct. 20, 1971 at Toronto.....	Paul Henderson vs. Roger Crozier.....	unsuccessful
Nov. 12, 1972 vs. Pittsburgh.....	Lowell McDonald vs. Roger Crozier.....	unsuccessful
<b>March 9, 1973 at Vancouver.....</b>	<b>Andre Boudrias vs. Roger Crozier.....</b>	<b>goal</b>
Nov. 13, 1974 at Montreal.....	Steve Shutt vs. Gary Bromley.....	unsuccessful
Dec. 5, 1974 vs. Washington.....	Tommy Williams vs. Gary Bromley.....	unsuccessful
Jan. 23, 1975 vs. Detroit.....	Pierre Jarry vs. Roger Crozier.....	unsuccessful
Feb. 22, 1981 vs. Montreal.....	Steve Shutt vs. Don Edwards.....	unsuccessful
<b>Dec. 17, 1981 at Philadelphia.....</b>	<b>Behn Wilson vs. Don Edwards.....</b>	<b>goal</b>
<b>March 29, 1983 at Hartford.....</b>	<b>Blaine Stoughton vs. Bob Sauve.....</b>	<b>goal</b>
<b>March 9, 1984 vs. Los Angeles.....</b>	<b>Marcel Dionne vs. Tom Barrasso.....</b>	<b>goal</b>
Jan. 5, 1985 at NY Islanders.....	Bryan Trottier vs. Tom Barrasso.....	unsuccessful
Jan. 24, 1991 at Chicago.....	Dave Manson vs. Darcy Wakaluk.....	unsuccessful
<b>Jan. 29, 1992 at Detroit.....</b>	<b>Steve Yzerman vs. Daren Pappa.....</b>	<b>goal</b>
<b>March 3, 1992 at Quebec.....</b>	<b>Mats Sundin vs. Tom Draper.....</b>	<b>goal</b>
March 8, 1992 vs. NY Islanders.....	Marty McInnis vs. Tom Draper.....	unsuccessful
March 17, 1992 at Minnesota.....	Ulf Dahlen vs. Daren Pappa.....	unsuccessful
<b>March 10, 1993 at Quebec.....</b>	<b>Alexei Gusarov vs. Grant Fuhr.....</b>	<b>goal</b>
March 8, 1995 at Montreal.....	Mark Recchi vs. Dominik Hasek.....	unsuccessful
March 23, 1996 at Pittsburgh.....	Mario Lemieux vs. Dominik Hasek.....	unsuccessful
<b>Feb. 27, 1997 at New Jersey.....</b>	<b>John Maclean vs. Dominik Hasek.....</b>	<b>goal</b>
March 8, 1997 at Montreal.....	Vincent Damphousse vs. Dominik Hasek.....	unsuccessful
April 10, 1997 at Boston.....	Jason Allison vs. Dominik Hasek.....	unsuccessful
<b>Oct. 7, 1997 vs. Dallas.....</b>	<b>Jere Lehtinen vs. Dominik Hasek.....</b>	<b>goal</b>
<b>Jan. 6, 2000 vs. New Jersey.....</b>	<b>Petr Sykora vs. Dwayne Roloson.....</b>	<b>goal</b>
Jan. 8, 2000 at Ottawa.....	Daniel Alfredsson vs. Martin Biron.....	unsuccessful
March 4, 2000 at NY Islanders.....	Olli Jokinen vs. Dominik Hasek.....	goal
Nov. 3, 2002 vs. Montreal.....	Dainius Zubrus vs. Dominik Hasek.....	unsuccessful
Feb. 1, 2001 at Tampa Bay.....	Mike Johnson vs. Martin Biron.....	unsuccessful
<b>Dec. 13, 2002 vs. Chicago.....</b>	<b>Alexei Zhamnov vs. Martin Biron.....</b>	<b>goal</b>
<b>Nov. 5, 2003 vs. Atlanta.....</b>	<b>Patrik Stefan vs. Martin Biron.....</b>	<b>goal</b>
Nov. 9, 2005 vs. Carolina.....	Erik Cole vs. Martin Biron.....	unsuccessful
<b>Nov. 9, 2005 vs. Carolina.....</b>	<b>Erik Cole vs. Martin Biron.....</b>	<b>goal</b>
<b>Dec. 5, 2005 at Colorado.....</b>	<b>Marek Svatos vs. Martin Biron.....</b>	<b>goal</b>
March 25, 2006 at Boston.....	Travis Green vs. Ryan Miller.....	unsuccessful
Oct. 17, 2006 vs. Philadelphia.....	Mike Richards vs. Ryan Miller.....	unsuccessful
Dec. 16, 2006 vs. Ottawa.....	Jason Spezza vs. Ryan Miller.....	unsuccessful
March 9, 2007 vs. Minnesota.....	Marian Gaborik vs. Ryan Miller.....	unsuccessful
Oct. 19, 2007 vs. Columbus.....	Rick Nash vs. Ryan Miller.....	unsuccessful
Dec. 28, 2007 at New Jersey.....	Arron Asham vs. Ryan Miller.....	unsuccessful
Feb. 27, 2008 vs. Nashville.....	Scott Nichol vs. Ryan Miller.....	unsuccessful
Jan. 1, 2009 at Toronto.....	Niklas Hagman vs. Ryan Miller.....	unsuccessful
<b>Jan. 19, 2009 at Florida.....</b>	<b>David Booth vs. Ryan Miller.....</b>	<b>goal</b>
March 20, 2009 vs. Philadelphia.....	Mike Richards vs. Patrick Lalime.....	unsuccessful
March 21, 2009 at NY Rangers.....	Lauri Korpikoski vs. Patrick Lalime.....	unsuccessful
Oct. 13, 2009 vs. Detroit.....	Valteri Filppula vs. Ryan Miller.....	unsuccessful
Oct. 31, 2009 at NY Islanders.....	Doug Weight vs. Patrick Lalime.....	unsuccessful
March 29, 2010 at Boston.....	Marco Sturm vs. Ryan Miller.....	unsuccessful
Dec. 18, 2010 at Tampa Bay.....	Vincent Lecavalier vs. Ryan Miller.....	unsuccessful
March 19, 2011 vs. Atlanta.....	Evander Kane vs. Ryan Miller.....	unsuccessful
<b>Nov. 26, 2011 vs. Washington.....</b>	<b>Jason Chimera vs. Jhonas Enroth.....</b>	<b>goal</b>







# All-Time Penalty Shots RECORD BOOK

## Opponent All-Time Penalty Shots | Regular Season

DATE	OPPONENT	RESULT
Dec. 16, 2011 vs. Toronto	Nikolai Kulemin vs. Ryan Miller	goal
Feb. 9, 2013 at NY Islanders	John Tavares vs. Ryan Miller	unsuccessful
April 22, 2013 vs. Winnipeg	Evander Kane vs. Jhonas Enroth	unsuccessful
Oct. 2, 2013 at Detroit	Cory Emmerton vs. Ryan Miller	unsuccessful
Oct. 5, 2013 at Pittsburgh	Chris Kunitz vs. Jhonas Enroth	goal
March 7, 2013 at Florida	Sean Bergenheim vs. Michal Neuvirth	unsuccessful
Oct. 13, 2014 vs. Anaheim	Ryan Kesler vs. Michal Neuvirth	goal
Feb. 17, 2015 at New Jersey	Adam Henrique vs. Michal Neuvirth	unsuccessful
March 7, 2015 at Washington	Alex Ovechkin vs. Anders Lindback	unsuccessful
Dec. 14, 2015 at Detroit	Tomas Jurco vs. Chad Johnson	unsuccessful
Feb. 6, 2016 at Boston	Brad Marchand vs. Robin Lehner	goal
Oct. 29, 2016 vs. Florida	Vincent Trocheck vs. Anders Nilsson	unsuccessful
Nov. 11, 2016 vs. New Jersey	Andy Greene vs. Anders Nilsson	goal
March 27, 2017 vs. Florida	Reilly Smith vs. Robin Lehner	unsuccessful
Dec. 1, 2017 vs. Pittsburgh	Tom Kuhnhackl vs. Robin Lehner	goal

**Shots For: 65**

**Goals: 23**

**Unsuccessful: 42**

## Opponent All-Time Penalty Shots | Playoffs

DATE	OPPONENT	RESULT
May 11, 1997 vs. Philadelphia	Eric Lindros vs. Steve Shields	goal
May 29, 1999 at Toronto	Mats Sundin vs. Dominik Hasek	goal
April 16, 2000 vs. Philadelphia	Eric Desjardins vs. Dominik Hasek	unsuccessful
April 11, 2001 at Philadelphia	Mark Recchi vs. Dominik Hasek	unsuccessful
May 2, 2001 at Pittsburgh	Martin Straka vs. Dominik Hasek	unsuccessful

**Shots For: 5**

**Goals: 2**

**Unsuccessful: 3**







# Sabres Yearly Leaders RECORD BOOK

## 1970 to 2018 | Goals, Assists & Points

YEAR	GOALS	ASSISTS	POINTS
1970-71	Perreault (38)	Goyette (46)	Perreault (72)
1971-72	Martin (44)	Perreault (48)	Martin & Perreault (74)
1972-73	Robert (40)	Perreault (60)	Perreault (88)
1973-74	Martin (52)	Robert (44)	Martin (86)
1974-75	Martin (52)	Robert (60)	Robert (100)
1975-76	Gare (50)	Perreault (69)	Perreault (113)
1976-77	Perreault (39)	Perreault (56)	Perreault (95)
1977-78	Perreault (41)	Perreault & Robert (48)	Perreault (89)
1978-79	Martin (32)	Perreault (58)	Perreault (85)
1979-80	Gare (56)	Perreault (66)	Perreault (106)
1980-81	Gare (46)	Van Boxmeer (51)	Gare (85)
1981-82	Perreault (31)	Van Boxmeer (54)	Perreault (73)
1982-83	McKegney (36)	Housley (47)	Perreault (76)
1983-84	Andreychuk (38)	Perreault (59)	Perreault (90)
1984-85	Andreychuk (31)	Perreault & Housley (53)	Perreault (83)
1985-86	Foligno (41)	Andreychuk (51)	Andreychuk (87)
1986-87	Foligno (30)	Andreychuk (48)	Andreychuk (73)
1987-88	Sheppard (38)	Andreychuk (48)	Andreychuk (78)
1988-89	Turgeon (34)	Turgeon (54)	Turgeon (88)
1989-90	Andreychuk & Turgeon (40)	Turgeon (66)	Turgeon (106)
1990-91	Andreychuk (36)	Hawerchuk (58)	Hawerchuk (89)
1991-92	LaFontaine (46)	Hawerchuk (75)	Hawerchuk (98)
1992-93	Mogilny (76)	LaFontaine (95)	LaFontaine (148)
1993-94	Hawerchuk (35)	Hawerchuk (51)	Hawerchuk (86)
1994-95	Audette (24)	Mogilny (28)	Mogilny (47)
1995-96	LaFontaine (40)	LaFontaine (51)	LaFontaine (91)
1996-97	Audette (28)	Galley (34)	Plante (53)
1997-98	Audette (24)	Zhitnik (30)	Satan (46)
1998-99	Satan (40)	Woolley (33)	Satan (66)
1999-00	Satan (33)	Gilmour (48)	Gilmour (73)
2000-01	Audette (34)	Audette (45)	Audette (79)
2001-02	Satan (37)	Satan (36)	Satan (73)
2002-03	Satan (26)	Satan (49)	Satan (75)
2003-04	Satan (29)	Briere & Hecht (37)	Briere (65)
2005-06	Drury (30)	Afinogenov (51)	Afinogenov (73)
2006-07	Vanek (43)	Briere (63)	Briere (95)
2007-08	Vanek (36)	Pominville (53)	Roy (81)
2008-09	Vanek (40)	Pominville (46)	Roy (70)
2009-10	Vanek (28)	Connolly (48)	Roy (69)
2010-11	Vanek (32)	Vanek (41)	Vanek (73)
2011-12	Pominville (30)	Pominville (43)	Pominville (73)
2012-13	Vanek (20)	Vanek & Ennis (21)	Vanek (41)
2013-14	Ennis (21)	Ehrhoff (27)	Hodgson (44)
2014-15	Ennis (20)	Moulson (28)	Ennis (46)
2015-16	Eichel (24)	O'Reilly (39)	O'Reilly (60)
2016-17	Kane (28)	Ristolainen (39)	Eichel (57)
2017-18	Eichel (25)	Eichel (39)	Eichel (64)







# Sabres Yearly Leaders RECORD BOOK

## 1970 to 2018 | Penalty Minutes, Plus/Minus & Shots

YEAR	PENALTY MINUTES	PLUS/MINUS*	SHOTS
1970-71	Pratt (179)	Atkinson (+3)	Perreault (210)
1971-72	Hamilton (105)	Ramsay (+5)	Martin (266)
1972-73	Schoenfeld (178)	Robert (+15)	Martin (299)
1973-74	Carriere (103)	Ramsay (+15)	Martin (320)
1974-75	Korab & Schoenfeld (184)	Luce (+61)	Martin (297)
1975-76	Gare (129)	Guevremont (+47)	Martin (327)
1976-77	Korab (120)	Hajt (+39)	Robert (250)
1977-78	Korab (119)	Ramsay (+38)	Gare (265)
1978-79	Korab (104)	Ramsay (+21)	Gare (260)
1979-80	Playfair (145)	Schoenfeld (+60)	Gare (270)
1980-81	Playfair (169)	Ramsay (+40)	Van Boxmeer (258)
1981-82	Playfair (258)	Van Boxmeer (+23)	Van Boxmeer (196)
1982-83	Playfair (180)	Ramsey (+18)	Perreault (192)
1983-84	Playfair (209)	Foligno (+31)	Housley (235)
1984-85	Playfair (157)	Hajt (+32)	Housley (189)
1985-86	Foligno (168)	Foligno (+27)	Andreychuk (226)
1986-87	Dykstra (179)	Foligno (+13)	Andreychuk (254)
1987-88	Foligno (220)	Johansson (+12)	Andreychuk (253)
1988-89	Hartman (316)	Ruutu (+13)	Turgeon (182)
1989-90	Hartman (211)	Ramsey (+21)	Andreychuk (206)
1990-91	Ray (350)	Krupp, Mogilny, Ramsey & Turgeon (+14)	Andreychuk (234)
1991-92	Ray (354)	LaFontaine (+10)	Andreychuk (337)
1992-93	May (242)	Bodger (+14)	Mogilny (360)
1993-94	Ray (274)	Muni (+28)	Mogilny (258)
1994-95	Ray (173)	Khmylev (+8)	Mogilny (148)
1995-96	Barnaby (335)	Wilson (+13)	LaFontaine (224)
1996-97	Ray (286)	Peca (+26)	Plante (191)
1997-98	Barnaby (289)	Shannon (+26)	Audette (198)
1998-99	Ray (261)	Shannon (+28)	Satan (208)
1999-00	Ray (158)	Brown (+19)	Satan (265)
2000-01	Ray (210)	Brown (+15)	Satan (206)
2001-02	Ray (200)	McKee (+18)	Satan (267)
2002-03	Boulton (178)	Brown & Hecht (+4)	Satan (240)
2003-04	Peters (151)	Hecht (+17)	Satan (206)
2005-06	Peters (100)	Kalinin (+14)	Kotalik (261)
2006-07	Mair (128)	Vanek (+47)	Vanek (237)
2007-08	Peters (100)	Pominville (+16)	Vanek (240)
2008-09	Gaustad (108)	Connolly (+12)	Pominville (239)
2009-10	Rivet (100)	Hecht (+14)	Pominville (252)
2010-11	McCormick (142)	Montador (+16)	Vanek (238)
2011-12	Kaleta (116)	Ennis (+11)	Pominville (235)
2012-13	Ott (93)	Ehrhoff & Hecht (+6)	Stafford (121)
2013-14	Scott (125)	Ellis & Girgensons (-6)	Ennis (210)
2014-15	Deslauriers (71)	Flynn (-3)	Ennis (185)
2015-16	Kane (91)	McCabe (+6)	Kane (271)
2016-17	Kane (113)	Carrier, Foligno & O'Reilly (-1)	Kane (260)
2017-18	Nolan (69)	Pouliot (-8)	Eichel (246)

\*Minimum 40 games played.







# Sabres Yearly Leaders RECORD BOOK

## 1970 to 2018 | Wins, Save Percentage & Goals-Against Average

YEAR	WINS	SAVE PERCENTAGE**	GOALS-AGAINST AVERAGE**
1970-71	Daley (12)	Crozier (.900)	Crozier (3.69)
1971-72	Crozier (13)	Crozier (.902)	Crozier (3.52)
1972-73	Crozier (23)	Dryden (.908)	Dryden (2.65)
1973-74	Dryden (23)	Dryden (.893)	Dryden (2.98)
1974-75	Bromley (26)	Bromley (.873)	Bromley (3.10)
1975-76	Desjardins (29)	Desjardins (.890)	Desjardins (2.95)
1976-77	Desjardins (31)	Desjardins (.900)	Edwards (2.52)
1977-78	Edwards (38)	Edwards (.906)	Edwards (2.64)
1978-79	Edwards (26)	Edwards (.899)	Edwards (3.02)
1979-80	Edwards (27)	Sauve (.901)	Sauve (2.36)
1980-81	Edwards (23)	Edwards (.898)	Edwards (2.96)
1981-82	Edwards (26)	Edwards (.882)	Edwards (3.52)
1982-83	Sauve (25)	Sauve (.871)	Sauve (3.46)
1983-84	Barrasso (26)	Barrasso (.893)	Barrasso (2.85)
1984-85	Barrasso (25)	Barrasso (.887)	Barrasso (2.67)
1985-86	Barrasso (29)	Barrasso (.879)	Barrasso (3.61)
1986-87	Barrasso (17)	Barrasso (.873)	Barrasso (3.66)
1987-88	Barrasso (25)	Barrasso (.895)	Barrasso (3.32)
1988-89	Puppa (17)	Puppa (.888)	Puppa (3.37)
1989-90	Puppa (31)	Puppa (.903)	Puppa (2.89)
1990-91	Puppa (15)	Malarchuk (.891)	Malarchuk (3.35)
1991-92	Puppa (11)	Draper (.895)	Draper (3.21)
1992-93	Hasek, Fuhr & Puppa (11)	Hasek (.896)	Hasek (3.15)
1993-94	Hasek (30)	Hasek (.930)	Hasek (1.95)
1994-95	Hasek (19)	Hasek (.930)	Hasek (2.11)
1995-96	Hasek (22)	Hasek (.920)	Hasek (2.83)
1996-97	Hasek (37)	Hasek (.930)	Hasek (2.27)
1997-98	Hasek (33)	Hasek (.931)	Hasek (2.09)
1998-99	Hasek (30)	Hasek (.937)	Hasek (1.87)
1999-00	Biron (19)	Hasek (.919)	Hasek (2.21)
2000-01	Hasek (37)	Hasek (.921)	Hasek (2.11)
2001-02	Biron (31)	Biron (.915)	Biron (2.22)
2002-03	Biron (17)	Biron (.908)	Biron (2.56)
2003-04	Biron (26)	Biron (.913)	Biron (2.52)
2005-06	Miller (30)	Miller (.914)	Miller (2.60)
2006-07	Miller (40)	Miller (.911)	Miller (2.73)
2007-08	Miller (36)	Miller (.906)	Miller (2.64)
2008-09	Miller (34)	Miller (.918)	Miller (2.53)
2009-10	Miller (41)	Miller (.928)	Miller (2.22)
2010-11	Miller (34)	Miller (.916)	Miller (2.59)
2011-12	Miller (31)	Enroth (.917)	Miller (2.55)
2012-13	Miller (17)	Miller (.915)	Miller (2.81)
2013-14	Miller (15)	Miller (.923)	Miller (2.72)
2014-15	Enroth (13)	Miller (.923)	Neuvirth (2.99)
2015-16	Johnson (22)	Johnson (.920)	Johnson (2.36)
2016-17	Lehner (23)	Nilsson (.923)	Nilsson (2.67)
2017-18	Lehner (14)	Lehner (.908)	Lehner (3.01)

\*\* Minimum 25 games played.







# Yearly Goaltender Records

## RECORD BOOK

### 1970 to 2005 | Yearly Goaltender Win/Loss Record

YEAR	GOALTENDER	W	L	T/OTL	YEAR	GOALTENDER	W	L	T/OTL
1970-71	Roger Crozier	9	20	7	1988-89	Tom Barrasso	2	7	0
	Joe Daley	12	16	8		Jacques Cloutier	15	14	0
	Dave Dryden	3	3	0		Darren Eliot	0	0	0
1971-72	Roger Crozier	13	34	14	Clint Malarchuk	3	1	1	
	Dave Dryden	3	9	5	Daren Puppa	17	10	6	
1972-73	Roger Crozier	23	13	7	Darcy Wakaluk	1	3	0	
	Dave Dryden	14	13	7	1989-90	Clint Malarchuk	14	11	2
	Rocky Farr	0	1	0	Daren Puppa	31	16	6	
1973-74	Gary Bromley	3	5	3	1990-91	David Littman	0	0	0
	Roger Crozier	4	5	0	Clint Malarchuk	12	14	10	
	Dave Dryden	23	20	8	Daren Puppa	15	11	6	
	Rocky Farr	2	4	1	Darcy Wakaluk	4	5	3	
1974-75	Gary Bromley	26	11	11	1991-92	Tom Draper	10	9	5
	Roger Crozier	17	2	1	David Littman	0	1	0	
	Gerry Desjardins	6	2	1	Clint Malarchuk	10	13	3	
1975-76	Rocky Farr	0	1	2	Daren Puppa	11	14	4	
	Gary Bromley	0	1	0	1992-93	Tom Draper	5	6	0
	Roger Crozier	8	2	5	Grant Fuhr	11	15	2	
	Gerry Desjardins	29	15	11	Dominik Hasek	11	10	4	
1976-77	Al Smith	9	3	2	Daren Puppa	11	5	4	
	Gerry Desjardins	31	12	6	1993-94	Grant Fuhr	13	12	3
	Don Edwards	16	7	2	Dominik Hasek	30	20	6	
1977-78	Bob Sauve	1	2	0	1994-95	Grant Fuhr	1	2	0
	Al Smith	0	3	0	Dominik Hasek	19	14	7	
	Gerry Desjardins	0	1	0	Robb Stauber	2	3	0	
1978-79	Don Edwards	38	16	17	1995-96	Martin Biron	0	2	0
	Bob Sauve	6	2	0	John Blue	2	2	0	
	Randy Ireland	0	0	0	Dominik Hasek	22	30	6	
1979-80	Bob Sauve	10	10	7	Steve Shields	1	0	0	
	Don Edwards	27	9	12	Andrei Trefilov	8	8	1	
	Bob Sauve	20	8	4	1996-97	Dominik Hasek	37	20	10
1980-81	Don Edwards	23	10	12	Steve Shields	3	8	2	
	Bob Sauve	16	10	9	Andrei Trefilov	0	2	0	
1981-82	Jacques Cloutier	5	1	0	1997-98	Dominik Hasek	33	23	13
	Don Edwards	26	23	9	Steve Shields	3	6	4	
	Paul Harrison	2	1	1	1998-99	Martin Biron	1	2	1
	Bob Sauve	6	1	5	Dominik Hasek	30	18	14	
1982-83	Jacques Cloutier	10	7	6	Dwayne Roloson	6	8	2	
	Phil Myre	3	2	0	1999-00	Martin Biron	19	18	2
	Bob Sauve	25	20	7	Dominik Hasek	15	11	6	
1983-84	Tom Barrasso	26	12	3	Dwayne Roloson	1	7	3	
	Bob Sauve	22	13	4	2000-01	Martin Biron	7	7	1
1984-85	Tom Barrasso	25	18	10	Dominik Hasek	37	24	4	
	Jacques Cloutier	0	0	1	Mika Noronen	2	0	0	
	Bob Sauve	13	10	3	Peter Skudra	0	0	0	
1985-86	Tom Barrasso	29	24	5	2001-02	Martin Biron	31	28	10
	Jacques Cloutier	5	9	1	Bob Essensa	0	5	0	
	Daren Puppa	0	2	1	Mika Noronen	4	3	1	
1986-87	Daren Puppa	0	2	1	2002-03	Martin Biron	17	28	6
	Tom Barrasso	17	23	2	Ryan Miller	6	8	1	
	Jacques Cloutier	11	19	5	Mika Noronen	4	9	3	
1987-88	Daren Puppa	0	2	1	2003-04	Martin Biron	26	18	5
	Tom Barrasso	25	18	8	Ryan Miller	0	3	0	
	Jacques Cloutier	4	8	2	Mika Noronen	11	17	2	
	Daren Puppa	8	6	1	2005-06	Martin Biron	21	8	3







# Yearly Goaltender Records

## RECORD BOOK

### 2005 to 2017 | Yearly Goaltender Win/Loss Record

YEAR	GOALTENDER	W	L	T/OTL
2005-06	Ryan Miller	30	14	3
	Mika Noronen	1	2	0
2006-07	Martin Biron	12	4	1
	Ty Conklin	1	2	0
	Ryan Miller	40	16	6
2007-08	Ryan Miller	36	27	10
	Jocelyn Thibault	3	4	2
2008-09	Patrick Lalime	5	13	3
	Ryan Miller	34	18	6
	Mikael Tellqvist	2	1	0
2009-10	Jhonas Enroth	0	1	0
	Patrick Lalime	4	8	2
	Ryan Miller	41	18	8
2010-11	Jhonas Enroth	9	2	2
	Patrick Lalime	0	5	0
	Ryan Miller	34	22	8
2011-12	Jhonas Enroth	8	11	4
	Drew MacIntyre	0	0	0
	Ryan Miller	31	21	7
2012-13	Jhonas Enroth	4	4	1
	Ryan Miller	17	17	5

YEAR	GOALTENDER	W	L	T/OTL
2013-14	Jhonas Enroth	4	17	5
	Matt Hackett	1	6	1
	Connor Knapp	0	0	1
	Nathan Lieuwen	1	4	0
	Ryan Miller	15	22	3
2014-15	Michal Neuvirth	0	2	0
	Jhonas Enroth	13	21	2
	Matt Hackett	0	4	1
	Anders Lindback	4	8	2
	Andrey Makarov	0	1	0
2015-16	Michal Neuvirth	6	17	3
	Chad Johnson	22	16	4
	Jason Kasdorf	0	1	0
	Robin Lehner	5	9	5
	Linus Ullmark	8	10	2
2016-17	Robin Lehner	23	26	8
	Anders Nilsson	10	10	4
	Linus Ullmark	0	1	0
2017-18	Robin Lehner	14	26	9
	Chad Johnson	10	16	3
	Linus Ullmark	1	2	0
	Adam Wilcox	0	1	0







# Sabres Career Leaders RECORD BOOK

## Games Played

PLAYER	TOTAL
Gilbert Perreault	1,191
Craig Ramsay	1,070
Mike Ramsey	911
Rob Ray	889
Bill Hajt	854
Dave Andreychuk	837
Don Luce	766
Alexei Zhitnik	712
Rick Martin	681
Mike Foligno/Ric Seiling	664

## Goals

PLAYER	TOTAL
Gilbert Perreault	512
Rick Martin	382
Dave Andreychuk	368
Danny Gare	267
Thomas Vanek	254
Craig Ramsay	252
Mike Foligno	247
Miroslav Satan	224
Rene Robert	222
Don Luce	216

## Assists

PLAYER	TOTAL
Gilbert Perreault	814
Dave Andreychuk	436
Craig Ramsay	420
Phil Housley	380
Rene Robert	330
Rick Martin	313
Don Luce	310
Jason Pominville	289
Dale Hawerchuk	275
Derek Roy	266

## Points

PLAYER	TOTAL
Gilbert Perreault	1,326
Dave Andreychuk	804
Rick Martin	695
Craig Ramsay	672
Phil Housley	558
Rene Robert	552
Don Luce	526
Mike Foligno	511
Danny Gare	500
Thomas Vanek	497

## Game-Winning Goals

PLAYER	TOTAL
Gilbert Perreault	81
Rick Martin	47
Mike Foligno	42
Thomas Vanek	41
Dave Andreychuk	38
Danny Gare	35
Miroslav Satan	33
Craig Ramsay	32
Rene Robert	32
Donald Audette/Don Luce/Derek Roy	30

## Power-Play Goals

PLAYER	TOTAL
Dave Andreychuk	161
Gilbert Perreault	128
Rick Martin	112
Thomas Vanek	106
Alexander Mogilny	78
Miroslav Satan	74
Danny Gare	66
Pat LaFontaine	66
Donald Audette	65
Mike Foligno	62

## Shorthanded Goals

PLAYER	TOTAL
Craig Ramsay	27
Don Luce	25
Miroslav Satan	15
Michael Peca	14
Wayne Presley	11
Jason Pominville	10
Curtis Brown	9
Ric Seiling	9
Six Players Tied	8

## Game-Tying Goals

PLAYER	TOTAL
Danny Gare	21
Rick Martin	20
Gilbert Perreault	16
Craig Ramsay	15
Rene Robert	10
Don Luce	10
Mike Foligno	8
Dave Andreychuk	8
Gerry Meehan	7
Two Players Tied	6

## Penalty Minutes

PLAYER	TOTAL
Rob Ray	3,189
Mike Foligno	1,448
Larry Playfair	1,392
Brad May	1,323
Matthew Barnaby	1,248
Lindy Ruff	1,128
Jim Schoenfeld	1,025
Mike Ramsey	924
Mike Hartman	890
Jerry Korab	870

## Lasting-Lead Goals

PLAYER	TOTAL
Gilbert Perreault	72
Rick Martin	53
Dave Andreychuk	49
Thomas Vanek	40
Craig Ramsay	36
Danny Gare	35
Rene Robert	35
Miroslav Satan	33
Alexander Mogilny	30
Jim Lorentz	29

## Hat Tricks

PLAYER	TOTAL
Rick Martin	21
Gilbert Perreault	18
Danny Gare	10
Alexander Mogilny	10
Dave Andreychuk	9
Thomas Vanek	8
Pat LaFontaine	6
Miroslav Satan	6
Drew Stafford	6
Mike Foligno/Rene Robert	5

## Shots

PLAYER	TOTAL
Gilbert Perreault	3,077
Rick Martin	2,505
Dave Andreychuk	2,340
Danny Gare	1,780
Don Luce	1,774
Jason Pominville	1,774
Rene Robert	1,754
Thomas Vanek	1,685
Craig Ramsay	1,617
Jochen Hecht	1,602







# Sabres Career Leaders RECORD BOOK

## Goaltender Games

PLAYER	TOTAL
Ryan Miller	540
Dominik Hasek	491
Don Edwards	307
Martin Biron	300
Tom Barrasso	266
Bob Sauve	246
Daren Puppa	215
Roger Crozier	202
Jacques Cloutier	144
Robin Lehner	133

## Goaltender Minutes

PLAYER	TOTAL
Ryan Miller	31,661
Dominik Hasek	28,664
Don Edwards	17,942
Martin Biron	16,773
Tom Barrasso	15,418
Bob Sauve	14,041
Daren Puppa	11,760
Roger Crozier	10,966
Robin Lehner	7,422
Jacques Cloutier	7,419

## Goaltender Wins

PLAYER	TOTAL
Ryan Miller	284
Dominik Hasek	234
Don Edwards	156
Martin Biron	134
Tom Barrasso	124
Bob Sauve	119
Daren Puppa	96
Roger Crozier	74
Gerry Desjardins	66
Jacques Cloutier	50

## Goaltender Shutouts

PLAYER	TOTAL
Dominik Hasek	55
Ryan Miller	28
Martin Biron	18
Don Edwards	14
Tom Barrasso	13
Roger Crozier	10
Bob Sauve	7
Robin Lehner	6
Gerry Desjardins/Dave Dryden/	5
Daren Puppa	







# Sabres Single-Season Leaders

## RECORD BOOK

### Most Goals in a Season

76.....	Alexander Mogilny (1992-93)
56.....	Danny Gare (1979-80)
53.....	Pat LaFontaine (1992-93)
52.....	Rick Martin (1973-74)
52.....	Rick Martin (1974-75)
50.....	Danny Gare (1975-76)
49.....	Rick Martin (1975-76)
46.....	Danny Gare (1980-81)
46.....	Pat LaFontaine (1991-92)
45.....	Rick Martin (1979-80)

### Most Assists in a Season

95.....	Pat LaFontaine (1992-93)
80.....	Dale Hawerchuk (1992-93)
75.....	Dale Hawerchuk (1991-92)
69.....	Gilbert Perreault (1975-76)
66.....	Gilbert Perreault (1979-80)
66.....	Pierre Turgeon (1989-90)
63.....	Daniel Briere (2006-07)
60.....	Phil Housley (1989-90)
60.....	Gilbert Perreault (1972-73)
60.....	Rene Robert (1974-75)

### Most Points in a Season

148.....	Pat LaFontaine (1992-93)
127.....	Alexander Mogilny (1992-93)
113.....	Gilbert Perreault (1975-76)
106.....	Gilbert Perreault (1979-80)
106.....	Pierre Turgeon (1989-90)
100.....	Rene Robert (1974-75)
98.....	Dale Hawerchuk (1991-92)
96.....	Dale Hawerchuk (1992-93)
96.....	Gilbert Perreault (1974-75)
95.....	Daniel Briere (2006-07)/ Rick Martin (1974-75)/Gilbert Perreault (1976-77)

### Best Plus/Minus in a Season (40 GP)

+61.....	Don Luce (1974-75)
+60.....	Jim Schoenfeld (1979-80)
+51.....	Craig Ramsay (1974-75)
+48.....	Danny Gare (1979-80)
+47.....	Jocelyn Guevremont (1975-76)
+47.....	Thomas Vanek (2006-07)
+46.....	Bill Hajt (1974-75)
+44.....	Craig Ramsay (1975-76)
+41.....	Bill Hajt (1975-16)
+41.....	Jerry Korab (1974-75)

### Most Game-Tying Goals in a Season

6.....	Danny Gare (1977-78)
4.....	Danny Gare (1975-76)
4.....	Danny Gare (1978-79)
4.....	Rick Martin (1971-72)
3.....	Several players tied

### Most Power-Play Goals in a Season

28.....	Dave Andreychuk (1991-92)
27.....	Alexander Mogilny (1992-93)
23.....	Pat LaFontaine (1991-92)
21.....	Rick Martin (1974-75)
20.....	Dave Andreychuk (1992-93)
20.....	Pat LaFontaine (1992-93)
20.....	Thomas Vanek (2008-09)
19.....	Rick Martin (1971-72)
19.....	Pierre Turgeon (1988-89)
19.....	Thomas Vanek (2007-08)

### Most Shorthanded Goals in a Season

8.....	Don Luce (1974-75)
7.....	Craig Ramsay (1974-75)
6.....	Michael Peca (1996-97)
5.....	Michael Peca (1997-98)
5.....	Wayne Presley (1993-94)
5.....	Wayne Presley (1994-95)
5.....	Craig Ramsay (1977-78)
5.....	Miroslav Satan (2001-02)
4.....	Curtis Brown (2002-03)/Don Luce (1980-81)/ Dave Snuggerd (1990-91)

### Most Game-Winning Goals in a Season

11.....	Danny Gare (1979-80)
11.....	Alexander Mogilny (1992-93)
10.....	Pierre Turgeon (1989-90)
9.....	Chris Drury (2006-07)
9.....	Danny Gare (1975-76)
9.....	Gilbert Perreault (1976-77)
9.....	Derek Roy (2008-09)
9.....	Thomas Vanek (2007-08)
8.....	Michael Peca (1998-99)
8.....	Gilbert Perreault (1974-75)

### Most Lasting-Lead Goals in a Season

12.....	Alexander Mogilny (1992-93)
11.....	Rick Martin (1974-75)
11.....	Rick Martin (1975-76)
10.....	Pat LaFontaine (1995-96)
9.....	Danny Gare (1980-81)
9.....	Ray Sheppard (1987-88)
9.....	Thomas Vanek (2007-08)
8.....	7 players tied

### Most Shots in a Season

360.....	Alexander Mogilny (1992-93)
337.....	Dave Andreychuk (1991-92)
327.....	Rick Martin (1975-76)
311.....	Rick Martin (1973-74)
306.....	Pat LaFontaine (1992-93)
303.....	Danny Gare (1975-76)
299.....	Rick Martin (1972-73)
297.....	Rick Martin (1974-75)
273.....	Rene Robert (1975-76)
271.....	Evander Kane (2015-16)







# Sabres Single-Season Leaders

## RECORD BOOK

### Best Shooting Percentage [50+ GP]

24.2	Mikko Makela (1990-91)
24.2	Peter McNab (1974-75)
23.1	Yvon Lambert (1981-82)
23.0	Craig Ramsay (1978-79)
22.9	Kevin Maguire (1988-89)
22.7	Pat LaFontaine (1991-92)
22.2	Gilbert Perreault (1979-80)
22.0	Ray Sheppard (1987-88)
21.8	Craig Ramsay (1980-81)
21.4	Ric Seiling (1980-81)

### Most Penalty Minutes in a Season

354	Rob Ray (1991-92)
350	Rob Ray (1990-91)
335	Matthew Barnaby (1995-96)
316	Mike Hartman (1988-89)
309	Brad May (1991-92)
305	Gord Donnelly (1991-92)
295	Brad May (1995-96)
289	Matthew Barnaby (1997-98)
287	Rob Ray (1995-96)
286	Rob Ray (1996-97)

### Most Hat Tricks in a Season

7	Rick Martin (1975-76)
7	Alexander Mogilny (1992-93)
4	Pat LaFontaine (1991-92)
4	Rick Martin (1973-74)
4	Gilbert Perreault (1977-78)
4	Drew Stafford (2010-11)
4	Thomas Vanek (2007-08)
3	Dave Andreychuk (1987-88)
3	Danny Gare (1975-76)
3	Gilbert Perreault (1974-75)/ Rene Robert (1976-77)/ Eddie Shack (1970-71)

### Most Games by a Goaltender

76	Ryan Miller (2007-08)
72	Martin Biron (2001-02)
72	Don Edwards (1977-78)
72	Dominik Hasek (1997-98)
69	Ryan Miller (2009-10)
67	Dominik Hasek (1996-97)
67	Dominik Hasek (2000-01)
66	Ryan Miller (2010-11)
64	Dominik Hasek (1998-99)
63	Roger Crozier (1971-72)/Ryan Miller (2006-07)

### Most Minutes by a Goaltender

4,474	Ryan Miller (2007-08)
4,220	Dominik Hasek (1997-98)
4,206	Don Edwards (1977-78)
4,085	Martin Biron (2001-02)
4,047	Ryan Miller (2009-10)
4,037	Dominik Hasek (1996-97)
3,904	Dominik Hasek (2000-01)
3,829	Ryan Miller (2010-11)
3,817	Dominik Hasek (1998-99)
3,692	Ryan Miller (2006-07)

### Most Wins by a Goaltender

41	Ryan Miller (2009-10)
40	Ryan Miller (2006-07)
38	Don Edwards (1977-78)
37	Dominik Hasek (1996-97)
37	Dominik Hasek (2000-01)
36	Ryan Miller (2007-08)
34	Ryan Miller (2008-09)
34	Ryan Miller (2010-11)
33	Dominik Hasek (1997-98)
31	Martin Biron (2001-02)/Gerry Desjardins (1976-77)/ Ryan Miller (2011-12)/Daren Puppa (1989-90)

### Most Losses by a Goaltender

34	Roger Crozier (1971-72)
30	Dominik Hasek (1995-96)
28	Martin Biron (2001-02)
28	Martin Biron (2002-03)
27	Ryan Miller (2007-08)
26	Robin Lehner (2016-17)
26	Robin Lehner (2017-18)
24	Tom Barrasso (1985-86)
24	Dominik Hasek (2000-01)
23	Tom Barrasso (1986-87)/Don Edwards (1981-82)

### Best Save Percentage [25+ GP]

.937	Dominik Hasek (1998-99)
.932	Dominik Hasek (1997-98)
.930	Dominik Hasek (1994-95)
.930	Dominik Hasek (1993-94)
.930	Dominik Hasek (1996-97)
.929	Ryan Miller (2009-10)
.923	Ryan Miller (2013-14)
.923	Anders Nilsson (2016-17)
.921	Dominik Hasek (2000-01)
.920	Robin Lehner (2016-17)







# Sabres Single-Season Leaders

## RECORD BOOK

### Lowest Goals-Against Avg. (25+ GP)

1.87.....	Dominik Hasek (1998-99)
1.95.....	Dominik Hasek (1993-94)
2.09.....	Dominik Hasek (1997-98)
2.11.....	Dominik Hasek (2000-01)
2.11.....	Dominik Hasek (1994-95)
2.21.....	Dominik Hasek (1999-00)
2.22.....	Martin Biron (2001-02)
2.22.....	Ryan Miller (2009-10)
2.27.....	Dominik Hasek (1996-97)
2.36.....	Chad Johnson (2015-16)

### Most Shots Faced by a Goaltender

2,197.....	Roger Crozier (1971-72)
2,177.....	Dominik Hasek (1996-97)
2,149.....	Dominik Hasek (1997-98)
2,104.....	Ryan Miller (2007-08)
2,098.....	Ryan Miller (2009-10)
2,011.....	Dominik Hasek (1995-96)
1,970.....	Don Edwards (1977-78)
1,964.....	Ryan Miller (2010-11)
1,910.....	Robin Lehner (2016-17)
1,886.....	Ryan Miller (2006-07)

### Most Goals by a Defenseman

31.....	Phil Housley (1983-84)
29.....	Phil Housley (1987-88)
26.....	Phil Housley (1988-89)
21.....	Phil Housley (1986-87)
21.....	Phil Housley (1989-90)
19.....	Phil Housley (1982-83)
18.....	John Van Boxmeer (1980-81)
16.....	Phil Housley (1984-85)
15.....	Phil Housley (1985-86)
15.....	Alexei Zhitnik (1997-98)

### Most Assists by a Defenseman

60.....	Phil Housley (1989-90)
54.....	John Van Boxmeer (1981-82)
53.....	Phil Housley (1984-85)
51.....	John Van Boxmeer (1980-81)
47.....	Phil Housley (1982-83)
47.....	Phil Housley (1985-86)
46.....	Phil Housley (1983-84)
46.....	Phil Housley (1986-87)
45.....	Doug Bodger (1992-93)
44.....	Garry Galley (1995-96)/Phil Housley (1988-89)/ Jerry Korab (1974-75)

### Most Points by a Defenseman

81.....	Phil Housley (1989-90)
77.....	Phil Housley (1983-84)
70.....	Phil Housley (1988-89)
69.....	Phil Housley (1984-85)
69.....	John Van Boxmeer (1980-81)
68.....	John Van Boxmeer (1981-82)
67.....	Phil Housley (1986-87)
66.....	Phil Housley (1982-83)
66.....	Phil Housley (1987-88)
62.....	Phil Housley (1985-86)

### Most Goals by a Rookie

44.....	Rick Martin (1971-72)
38.....	Gilbert Perreault (1970-71)
38.....	Ray Sheppard (1987-88)
31.....	Donald Audette (1991-92)
31.....	Danny Gare (1974-75)
25.....	Thomas Vanek (2005-06)
24.....	Jack Eichel (2015-16)
23.....	Sam Reinhart (2015-16)
22.....	Peter McNab (1974-75)/Christian Ruutu (1986-87)/ John Tucker (1984-85)

### Most Assists by a Rookie

47.....	Phil Housley (1982-83)
43.....	Christian Ruutu (1986-87)
38.....	Calle Johansson (1987-88)
37.....	Tyler Myers (2009-10)
36.....	J.F. Sauve (1981-82)
35.....	Derek Plante (1993-94)
34.....	Gilbert Perreault (1970-71)
32.....	Jack Eichel (2015-16)
31.....	Danny Gare (1974-75)
30.....	Benoit Hogue (1988-89)/Rick Martin (1971-72)

### Most Points by a Rookie

74.....	Rick Martin (1971-72)
72.....	Gilbert Perreault (1970-71)
66.....	Phil Housley (1982-83)
65.....	Christian Ruutu (1986-87)
65.....	Ray Sheppard (1987-88)
62.....	Danny Gare (1974-75)
56.....	Jack Eichel (2015-16)
56.....	Derek Plante (1993-94)
55.....	J.F. Sauve (1981-82)
49.....	Tyler Ennis (2010-11)/John Tucker (1984-85)







# Sabres Single-Season Leaders **RECORD BOOK**

## Most Penalty Minutes by a Rookie

309.....	Brad May (1991-92)
178.....	Jim Schoenfeld (1972-73)
168.....	Doug Barrie (1970-71)
162.....	Kevin Maguire (1987-88)
151.....	Andrew Peters (2003-04)
120.....	Benoit Hogue (1988-89)
115.....	Bob Halkidis (1985-86)
108.....	Steve Dykstra (1985-86)
106.....	Matthew Barnaby (1993-94)
104.....	Bob Boughner (1995-96)







# Sabres Single-Game Team Records

## RECORD BOOK

### Game Results

#### GREATEST MARGIN

<b>Winning</b>	12	(14-2 win 12-21-75 vs. Washington)
<b>Losing</b>	9	(11-2 loss 11-7-70 at Montreal) (9-0 loss 3-13-71 at St. Louis) (9-0 loss 10-10-81 at Montreal) (9-0 loss 12-22-87 at Boston) (9-0 loss 11-5-88 at Calgary) (9-0 loss 12-6-88 at Hartford)

#### TIE SCORE

<b>Highest</b>	8-8	(1-15-92 at New Jersey)
<b>Lowest</b>	0-0	(11-9-72 vs. California) (10-31-79 at Chicago) (2-5-83 at Quebec) (10-15-86 vs. Montreal) (11-2-96 at Colorado) (12-23-96 at New Jersey) (10-27-98 at N.Y. Rangers) (12-8-99 vs. Ottawa) (1-13-00 at Boston) (1-21-03 vs. Pittsburgh)

### Scoring

#### MOST GOALS

<b>For</b>	14	(14-2 win 12-21-75 vs. Washington) (14-4 win 3-19-81 vs. Toronto)
<b>Against</b>	11	(11-2 loss 11-7-70 at Montreal)
<b>Combined</b>	18	(14-4 win 3-19-81 vs. Toronto)

#### MOST GOALS IN ONE PERIOD

<b>For</b>	9	(3-19-81 vs. Toronto)
<b>Allowed</b>	7	(11-7-70 at Montreal)
<b>Combined</b>	12	(3-19-81 vs. Toronto, Buffalo 9 and Toronto 3)

#### MOST BUFFALO POINTS

<b>Game</b>	40	(12-21-75 vs. Washington)
<b>Period</b>	23	(12-21-75 vs. Washington) (3-19-81 vs. Toronto)

#### MOST POINTS IN ONE PERIOD

<b>Combined</b>	31	(3-19-81 vs. Toronto, Buffalo 23 and Toronto 8)
-----------------	----	---

#### FASTEST TWO GOALS

<b>For</b>	:04	(Lee Fogolin and Don Luce, 10-17-74 vs. California)
<b>Against</b>	:07	(Jim Moxey and Wayne Merrick, 2-1-76 at California) (Marcel Dionne and Hartland Monahan, 1-11-78 vs. Los Angeles) (Larry DePalma and Dave Snuggerud, 11-5-92 at San Jose) (Ryan Carter and Nino Niederreiter, 11-13-14 at Minnesota)
<b>Combined</b>	:04	(Marian Stastny/QUE and Dale McCourt/BUF, 1-2-82 at Quebec)

### Scoring

#### FASTEST THREE GOALS

<b>For</b>	:39	(Pat LaFontaine, Wayne Presley and Donald Audette, 3-22-92 at Chicago)
<b>Against</b>	:34	(Danny Gare [2x] and Bob Manno, 10-26-84 at Detroit)
<b>Combined</b>	:17	(Ryan Carter/MIN, Nino Niederreiter/MIN and Zemgus Girgensons/BUF, 11-13-14 at Minnesota)

#### FASTEST TWO GOALS BY ONE PLAYER

<b>For</b>	:05	(Nathan Gerbe, 1-21-11 vs. NY Islanders)
<b>Against</b>	:10	(Darryl Sittler, 2-19-72 at Toronto)

#### FASTEST THREE GOALS BY ONE PLAYER

<b>For</b>	3:49	(Don Luce, 12-22-74 at Washington)
<b>Against</b>	4:55	(Rick Kehoe, 3-10-76 at Pittsburgh)

#### FASTEST GOAL FROM OPENING FACEOFF

<b>For</b>	:05	(Alexander Mogilny, 12-21-91 vs. Toronto)
<b>Against</b>	:09	(Yvon Cournoyer, 12-22-73 at Montreal) (Jim Wiemer, 3-27-85 vs. NY Rangers)

#### FASTEST BUFFALO GOALS FROM START OF PERIOD

<b>One Goal</b>	:05	(Alexander Mogilny, 12-21-91 vs. Toronto)
<b>Two Goals</b>	:31	(Rene Robert and Rick Martin, 1-10-74 at NY Rangers)

### Shots on Goal

#### SABRES SHOTS

<b>Most</b>	58	(2-2-75 vs. Kansas City)
<b>Fewest</b>	10	(10-28-14 at Toronto) (2-8-15 vs. N.Y. Islanders)

#### OPPONENT SHOTS

<b>Most</b>	72	(12-10-70 at Boston)
<b>Fewest</b>	8	(3-21-76 vs. Kansas City)

#### SABRES AND OPPONENTS SHOTS COMBINED

<b>Most</b>	100	(12-10-70 vs. Boston)
<b>Fewest</b>	33	(10-15-83 vs. Boston)

#### GREATEST MARGIN OF SHOTS FAVORING

<b>Sabres</b>	37	(3-3-82 vs. Hartford, 52-15)
<b>Opponent</b>	44	(12-10-70 at Boston, 72-28)

#### SABRES SHOTS IN ONE PERIOD

<b>Most</b>	26	(2-25-78 vs. Cleveland)
<b>Fewest</b>	0	(2-19-81 at Montreal) (1-16-99 at Ottawa) (10-7-11 vs. Anaheim)

#### SHOTS ALLOWED IN ONE PERIOD

<b>Most</b>	30	(12-10-70 at Boston)
<b>Fewest</b>	0	(3-21-76 vs. Kansas City)







# RECORD BOOK

## Shots on Goal

### SABRES AND OPPONENTS SHOTS COMBINED IN ONE PERIOD

<b>Most</b>	41	(2-2-75 vs. Kansas City)
<b>Fewest</b>	5	(3-14-72 vs. Minnesota) (12-23-72 vs. Los Angeles) (1-13-74 vs. St. Louis)

### MOST SHOTS IN OVERTIME PERIOD

<b>Sabres</b>	9	(2-1-00 vs. Anaheim)
<b>Opponent</b>	10	(2-16-96 vs. New Jersey)
<b>Combined</b>	14	(12-8-17 at Chicago)

## Penalty Minutes

### MOST PENALTY MINUTES

<b>Sabres</b>	188	(3-31-92 at Minnesota)
<b>Opponent</b>	172	(3-31-92 at Minnesota)
<b>Combined</b>	360	(3-31-92 at Minnesota)





# Sabres Individual Records

## RECORD BOOK

### Service

#### MOST SEASONS

**Career** 17 Gilbert Perreault (1970-71 to 1986-87)

#### MOST GAMES PLAYED OVERALL

**Career** 1,191 Gilbert Perreault (1970-71 to 1986-87)

**Season** 84 Pat LaFontaine (1992-93)  
Brad May (1993-94)  
Richard Smehlik (1993-94)  
Randy Wood (1993-94)

#### MOST CONSECUTIVE GAMES PLAYED

**Career** 776 Craig Ramsay (3-27-73 to 2-10-83)

#### MOST GAMES PLAYED BY LEFT WING

**Career** 1,070 Craig Ramsay (1971-72 to 1984-85)

**Season** 84 Brad May (1993-94)  
Randy Wood (1993-94)

#### MOST GAMES PLAYED BY CENTER

**Career** 1,191 Gilbert Perreault (1970-71 to 1986-87)

**Season** 84 Pat LaFontaine (1992-93)

#### MOST GAMES PLAYED BY RIGHT WING

**Career** 889 Rob Ray (1989-90-2002-03)

**Season** 82 Ales Kotalik (2005-06)

#### MOST GAMES PLAYED BY DEFENSEMAN

**Career** 911 Mike Ramsey (1979-80 to 1992-93)

**Season** 84 Richard Smehlik (1993-94)

### Goals

#### MOST GOALS OVERALL

**Career** 512 Gilbert Perreault (1970-71 to 1986-87)

**Season** 76 Alexander Mogilny (1992-93)

**Game** 5 Dave Andreychuk (2-6-86 at Boston)

#### MOST CONSECUTIVE GOAL-SCORING GAMES

**Season** 8 Alexander Mogilny (12-15-92 to 1-3-93)

Mike Foligno (12-28-84 to 1-12-85)

Miroslav Satan (12-19-98 to 1-2-99)

#### MOST GOALS BY LEFT WING

**Career** 382 Rick Martin (1971-72 to 1980-81)

**Season** 52 Rick Martin (1973-74; 1974-75)

**Game** 5 Dave Andreychuk (2-6-86 at Boston)

#### MOST GOALS BY CENTER

**Career** 512 Gilbert Perreault (1970-71 to 1986-87)

**Season** 53 Pat LaFontaine (1992-93)

**Game** 3 Many times. Last: Sam Reinhart (3-31-18 vs. Nashville)

#### MOST GOALS BY RIGHT WING

**Career** 267 Danny Gare (1974-75 to 1981-82)

**Season** 76 Alexander Mogilny (1992-93)

### Goals

#### MOST GOALS BY RIGHT WING

**Game** 4 Alexander Mogilny (2-10-93 at Winnipeg;

2-24-93 vs. Detroit)

Miroslav Satan (2-16-04 vs. Atlanta)

#### MOST GOALS BY DEFENSEMAN

**Career** 156 Phil Housley (1982-83 to 1989-90)

**Season** 29 Phil Housley (1987-88)

**Game** 3 Jerry Korab (11-19-78 vs. Minnesota)  
Jim Schoenfeld (3-13-81 at Winnipeg)  
John Van Boxmeer (11-7-81 at N.Y. Islanders)  
Phil Housley (1-23-83 vs. Winnipeg; 1-22-88 vs. New Jersey)  
Hannu Virta (3-19-83 at Montreal)  
Rasmus Ristolainen (12-10-15 at Calgary)

#### MOST HAT TRICKS

**Career** 21 Rick Martin (1971-72 to 1980-81)

**Season** 7 Rick Martin (1975-76)

Alexander Mogilny (1992-93)

#### MOST 4-OR-MORE GOAL GAMES

**Career** 4 Rick Martin (1971-72 to 1980-81)

**Season** 2 Alexander Mogilny (1992-93)

#### MOST GAME-WINNING GOALS

**Career** 81 Gilbert Perreault (1970-71 to 1986-87)

**Season** 11 Danny Gare (1979-80)

Alexander Mogilny (1992-93)

#### 20-GOAL SEASON

##### MOST 20-GOAL SEASONS

**Career** 15 Gilbert Perreault (1970-71 to 1972-73;  
1974-75 to 1985-86)

##### MOST CONSECUTIVE 20-GOAL SEASONS

**Career** 12 Gilbert Perreault (1974-75 to 1985-86)

#### 30-GOAL SEASON

##### MOST 30-GOAL SEASONS

**Career** 10 Gilbert Perreault (1970-71; 1974-75 to  
1977-78; 1979-80; 1981-82 to 1984-85)

##### MOST CONSECUTIVE 30-GOAL SEASONS

**Career** 6 Rick Martin (1971-72 to 1976-77)

#### 40-GOAL SEASON

##### MOST 40-GOAL SEASONS

**Career** 5 Rick Martin (1971-72; 1973-74 to 1975-76;  
1979-80)

##### MOST CONSECUTIVE 40-GOAL SEASONS

**Career** 3 Rick Martin (1973-74 to 1975-76)

#### 50-GOAL SEASON

##### MOST 50-GOAL SEASONS

**Career** 2 Danny Gare (1975-76; 1979-80)

Rick Martin (1973-74 to 1974-75)





# Sabres Individual Records

## RECORD BOOK

### Goals

#### MOST CONSECUTIVE 50-GOAL SEASONS

**Career** 2 Rick Martin (1973-74 to 1974-75)

### Assists

#### MOST ASSISTS OVERALL

**Career** 814 Gilbert Perreault (1970-71 to 1986-87)  
**Season** 95 Pat LaFontaine (1992-93)  
**Game** 5 Gilbert Perreault (2-1-76 at California; 3-9-80 vs. St. Louis; 1-4-84 vs. Winnipeg)  
 Dale Hawerchuk (1-15-92 at New Jersey)  
 Pat LaFontaine (3-19-92 at Los Angeles; 12-31-92 vs. N.Y. Rangers; 2-10-93 at Winnipeg)  
 Jack Eichel (3-31-18 vs. Nashville)

#### MOST CONSECUTIVE ASSIST-SCORING GAMES

**Season** 11 Gilbert Perreault (12-23-84 to 1-13-85)

#### MOST ASSISTS BY LEFT WING

**Career** 436 Dave Andreychuk (1982-83 to 1992-93; 2000-01)  
**Season** 51 Dave Andreychuk (1985-86)  
**Game** 5 Dale Hawerchuk (1-15-92 at New Jersey)

#### MOST ASSISTS BY CENTER

**Career** 814 Gilbert Perreault (1970-71 to 1986-87)  
**Season** 95 Pat LaFontaine (1992-93)  
**Game** 5 Gilbert Perreault (2-1-76 at California; 3-9-80 vs. St. Louis; 1-4-84 vs. Winnipeg)  
 Pat LaFontaine (3-19-92 at Los Angeles; 12-31-92 vs. N.Y. Rangers; 2-10-93 at Winnipeg)  
 Jack Eichel (3-31-18 vs. Nashville)

#### MOST ASSISTS BY RIGHT WING

**Career** 330 Rene Robert (1971-72 to 1978-79)  
**Season** 60 Rene Robert (1974-75)  
**Game** 4 Several times, last Alexander Mogilny (3-30-95 vs. Ottawa)

#### MOST ASSISTS BY DEFENSEMAN

**Career** 334 Phil Housley (1982-83 to 1989-90)  
**Season** 60 Phil Housley (1989-90)  
**Game** 4 Bill Hajt (11-13-76 vs. N.Y. Rangers)  
 Phil Housley (12-23-89 at Quebec)  
 Brian Campbell (10-13-07 vs. Washington)  
 Toni Lydman (2-27-08 vs. Nashville)

### Points

#### MOST POINTS OVERALL

**Career** 1,326 Gilbert Perreault (1970-71 to 1986-87)  
**Season** 148 Pat LaFontaine (1992-93)  
**Game** 7 Gilbert Perreault (2-1-76 at California)

#### MOST POINT-SCORING GAMES IN SUCCESSION

**Season** 18 Gilbert Perreault (10-24-71 to 12-4-71)

### Points

#### MOST POINTS BY LEFT WING

**Career** 804 Dave Andreychuk (1982-83 to 1992-93; 2000-01)  
**Season** 95 Rick Martin (1974-75)  
**Game** 6 Dave Andreychuk (2-6-86 at Boston)

#### MOST POINTS BY CENTER

**Career** 1,326 Gilbert Perreault (1970-71 to 1986-87)  
**Season** 148 LaFontaine (1992-93)  
**Game** 7 Gilbert Perreault (2-1-76 at California)

#### MOST POINTS BY RIGHT WING

**Career** 552 Rene Robert (1971-72 to 1978-79)  
**Season** 127 Alexander Mogilny (1992-93)  
**Game** 6 Jim Lorentz (12-6-73 vs. N.Y. Rangers)

#### MOST POINTS BY DEFENSEMAN

**Career** 490 Phil Housley (1982-83 to 1989-90)  
**Season** 81 Phil Housley (1989-90)  
**Game** 5 John Van Boxmeer (11-7-81 at N.Y. Islanders)  
 Phil Housley (12-23-89 at Quebec)

### Penalty Minutes

#### MOST PENALTY MINUTES OVERALL

**Career** 3,097 Rob Ray (1989-90 to 2001-02)  
**Season** 354 Rob Ray (1991-92)  
**Game** 39 Reg Fleming (10-18-70 vs. Pittsburgh)

#### MOST PENALTY MINUTES BY LEFT WING

**Career** 1,746 Rob Ray (1989-90 to 1995-96)  
**Season** 354 Rob Ray (1991-92)

#### MOST PENALTY MINUTES BY CENTER

**Career** 500 Gilbert Perreault (1970-71 to 1986-87)  
**Season** 120 Benoit Hogue (1988-89)

#### MOST PENALTY MINUTES BY RIGHT WING

**Career** 1,450 Mike Foligno (1981-82 to 1990-91)  
**Season** 335 Matthew Barnaby (1995-96)

#### MOST PENALTY MINUTES BY DEFENSEMAN

**Career** 1,390 Larry Playfair (1978-79 to 1985-86; 1988-89 to 1989-90)  
**Season** 258 Larry Playfair (1981-82)

### Plus/Minus

#### HIGHEST PLUS/MINUS RATING

**Career** +324 Craig Ramsay (1971-72 to 1984-85)  
**Season** +61 Don Luce (1974-75)





# Sabres Individual Records

## RECORD BOOK

### Shots on Goal

#### MOST SHOTS ON GOAL OVERALL

<b>Career</b>	3,077	Gilbert Perreault (1970-71 to 1986-87)
<b>Season</b>	360	Alexander Mogilny (1992-93)
<b>Game</b>	12	Rene Robert (4-1-76 vs. Boston) Jim Schoenfeld (12-10-78 vs. Toronto) Mike Foligno (3-3-82 vs. Hartford) Ken Priestley (3-4-88 vs. N.Y. Rangers) Dave Andreychuk (11-13-92 vs. Hartford) Alexander Mogilny (3-16-93 at St. Louis)

#### HIGHEST SHOOTING PERCENTAGE

<b>Season (50+ Games)</b>	24.2	Mikko Makela (1990-91)
<b>Career (50+ Goals)</b>	18.9	John Tucker (1983-84 to 1990-91)

### Special Teams

#### MOST POWER-PLAY GOALS

<b>Career</b>	161	Dave Andreychuk (1982-83 to 1992-93; 2000-01)
<b>Season</b>	28	Dave Andreychuk (1991-92)
<b>Game</b>	4	Dave Andreychuk (3-19-92 at Los Angeles)

#### MOST SHORTHANDED GOALS

<b>Career</b>	27	Craig Ramsay (1971-72 to 1984-85)
<b>Season</b>	8	Don Luce (1974-75)
<b>Game</b>	2	Don Luce (12-22-74 at Washington) Bob Sweeney (4-1-95 at N.Y. Islanders) Michael Pecca (12-31-97 vs. Ottawa) Alexei Zhitnik (3-19-98 vs. Florida)

### Rookie Records

#### MOST GOALS BY ROOKIE

<b>Season</b>	44	Rick Martin (1971-72)
---------------	----	-----------------------

#### MOST ASSISTS BY ROOKIE

<b>Season</b>	47	Phil Housley (1982-83)
---------------	----	------------------------

#### MOST POINTS BY ROOKIE

<b>Season</b>	74	Rick Martin (1971-72)
---------------	----	-----------------------

#### MOST PENALTY MINUTES BY ROOKIE

<b>Season</b>	309	Brad May (1991-92)
---------------	-----	--------------------

#### FASTEST GOAL BY ROOKIE FROM START OF FIRST NHL GAME

<b>Game</b>	:18	(Danny Gare, 10-10-74 vs. Boston)
-------------	-----	-----------------------------------

### Goaltenders

#### MOST GAMES PLAYED

<b>Career</b>	540	Ryan Miller (2002-03 to 2013-14)
<b>Season</b>	76	Ryan Miller (2007-08)

#### MOST WINS

<b>Career</b>	284	Ryan Miller (2002-03 to 2013-14)
<b>Season</b>	40	Ryan Miller (2006-07)

#### MOST LOSSES

<b>Career</b>	186	Ryan Miller (2002-03 to 2013-14)
<b>Season</b>	34	Roger Crozier (1971-72)

#### MOST MINUTES PLAYED

<b>Career</b>	31,661	Ryan Miller (2002-03 to 2013-14)
<b>Season</b>	4,474	Ryan Miller (2007-08)

#### LOWEST GOALS-AGAINST AVERAGE

<b>Career</b>	2.22	Dominik Hasek (1992-93 to 2000-01)
<b>Season</b>	1.87	Dominik Hasek (1998-99)

#### SAVES IN COMPLETE GAME

<b>Most</b>	64	Joe Daley (12-10-70 at Boston)
<b>Fewest</b>	7	Roger Crozier (10-19-75 vs. Washington) Al Smith (3-21-76 vs. Kansas City)

#### MOST SHUTOUTS

<b>Career</b>	55	Dominik Hasek (1992-93 to 2000-01)
<b>Season</b>	13	Dominik Hasek (1997-98)

#### LONGEST SHUTOUT SEQUENCE

<b>Season</b>	221:58	Martin Biron (4:22 of 3rd period at San Jose 1-16-03 to 0:46 of 2nd period at Ottawa 1-25-03)
---------------	--------	---

#### SAVES IN SHUTOUT

<b>Most</b>	44	Chad Johnson (12-17-15 vs. Anaheim)
<b>Fewest</b>	14	Gary Bromley (12-8-74 vs. Minnesota) Don Edwards (12-10-79 vs. Detroit) Tom Barrasso (12-28-84 vs. Winnipeg; 1-19-85 at Hartford; 4-5-87 vs. Hartford)

#### MOST PENALTY MINUTES

<b>Career</b>	182	Tom Barrasso (1983-84 to 1988-89)
<b>Season</b>	50	Tom Barrasso (1987-88)

#### MOST ASSISTS

<b>Career</b>	17	Tom Barrasso (1983-84 to 1988-89)
<b>Season</b>	6	Tom Barrasso (1984-85)
<b>Game</b>	2	Daren Puppa (12-28-88 vs. Detroit; 1-14-91 at Toronto) Ryan Miller (2-25-14 vs. Carolina)





All-Time Individual Scoring  
Sabres Regular Season  
**RECORD BOOK**

**A**

Player (Seasons)	GP	G	A	PTS	PIM	Unif. No.
Adam, Luke (2010-11—2013-14)	87	15	11	26	32	72
Afinogenov, Maxim (1999-00—2008-09)	569	134	200	334	440	61
Ambroziak, Peter (1994-95)	12	0	1	1	0	12
Anderson, Ron (1970-71—1971-72)	111	14	16	30	63	16
Anderson, Shawn (1986-87—1989-90)	113	6	26	32	66	37
Andersson, Mikael (1985-86—1988-89)	99	4	33	37	18	14
Andrea, Paul (1970-71)	47	11	21	32	4	21
Andreychuk, Dave (1982-83—1992-93; 2000-01)	837	368	436	804	592	25, 29, 52
Antipin, Victor (2017-18)	47	0	10	10	18	93
Armia, Joel (2014-15)	1	0	0	0	0	33
Arniel, Scott (1986-87—1989-90)	295	64	74	138	243	9
Astley, Mark (1993-94—1995-96)	75	4	19	23	92	21, 33
Atkinson, Steve (1970-71—1973-74)	255	49	47	96	96	19
Audette, Donald (1990-91—1997-98; 2000-01)	421	166	131	297	335	28, 45
Austin, Brady (2016-17)	5	0	0	0	4	67

**B**

Player (Seasons)	GP	G	A	PTS	PIM	Unif. No.
Bailey, Justin (2015-16—2017-18)	52	5	3	8	8	56, 95
Ball, Terry (1970-71—1971-72)	12	0	1	1	6	21, 28
Baptiste, Nicholas (2016-17—2017-18)	47	7	3	10	20	73, 13
Barnaby, Matthew (1992-93—1998-99)	317	47	79	126	1248	36
Barnes, Stu (1998-99—2002-03)	310	67	105	172	98	41
Barrasso, Tom (1983-84—1988-89)	266	0	17	17	182	30
Barrie, Doug (1970-71—1971-72)	102	6	28	34	213	5
Bartovic, Milan (2002-03—2003-04)	26	2	8	10	18	15
Beaulieu, Nathan (2017-18)	59	1	8	9	36	82
Benoit, Andre (2014-15)	59	1	8	9	20	61
Bernier, Steve (2007-08)	17	3	6	9	2	56
Biron, Martin (1995-96; 1998-99—2006-07)	300	0	5	5	57	00, 43
Black, James (1993-94)	2	0	0	0	0	40
Blue, John (1995-96)	5	0	0	0	0	1
Bodger, Doug (1988-89—1995-96)	479	54	233	287	506	8
Bogosian, Zach (2014-15—2017-18)	159	9	34	43	172	47
Boland, Mike (1978-79)	22	1	2	3	29	15
Botterill, Jason (2002-03—2003-04)	36	3	5	8	28	28
Boucher, Philippe (1992-93—1994-95)	65	7	16	23	43	24, 4
Boulton, Eric (2000-01—2003-04)	172	5	12	17	511	26
Boughner, Bob (1995-96—1997-98)	177	2	11	13	494	6, 46, 4
Boyes, Brad (2010-11—2011-12)	86	13	24	37	12	22
Breitenbach, Ken (1975-76—1976-77; 1978-79)	68	1	13	14	49	23, 26
Briere, Daniel (2002-03—2006-07)	225	92	138	230	219	48
Bromley, Gary (1973-74—1975-76)	63	0	4	4	4	24, 28, 29
Brown, Brad (2003-04)	13	0	2	2	12	4
Brown, Curtis (1994-95—2003-04)	542	109	143	252	288	37
Brown, Greg (1990-91; 1992-93)	49	1	3	4	41	15, 9
Butler, Chris (2008-09—2010-11)	155	5	31	36	66	34
Brennan, TJ (2011-12—2012-13)	21	2	0	2	12	33
Brydges, Paul (1986-87)	15	2	2	4	6	16
Burgdoerfer, Erik (2016-17)	2	0	0	0	0	46
Burridge, Randy (1995-96—1997-98)	159	39	60	99	50	12
Busniuk, Ron (1972-73—1973-74)	6	0	3	3	13	21, 24
Byers, Mike (1971-72)	46	9	7	16	12	12
Byron, Paul (2010-11)	8	1	1	2	2	24





All-Time Individual Scoring  
Sabres Regular Season  
**RECORD BOOK**

**C**

Player (Seasons)	GP	G	A	PTS	PIM	Unif. No.
Campbell, Brian (1999-00—2007-08)	391	32	144	176	113	51
Card, Mike (2006-07)	4	0	0	0	0	33
Carney, Keith (1991-92—1993-94)	51	4	9	13	77	6, 26
Carrier, William (2016-17)	41	5	3	8	21	48
Carriere, Larry (1972-73—1974-75; 1977-78)	206	9	43	52	284	5, 23
Catenacci, Daniel (2015-16)	11	0	0	0	0	43
Ciavaglia, Peter (1991-92—1992-93)	5	0	0	0	0	12
Cloutier, Jacques (1981-82—1982-83; 1984-85—1988-89)	144	0	7	7	29	1, 29
Cloutier, Real (1983-84—1984-85)	82	24	36	60	25	8
Colaiacono, Carlo (2015-16)	36	1	4	5	10	25
Conacher, Cory (2013-14)	19	3	3	6	16	88
Conklin, Ty (2006-07)	5	0	0	0	2	35
Conn, Rob (1995-96)	28	2	5	7	18	25
Connolly, Tim (2001-02—2010-11)	464	94	226	320	174	18, 19
Corkum, Bob (1989-90; 1991-92—1992-93; 2001-02)	106	10	9	19	73	19, 42, 29
Creighton, Adam (1983-84—1988-89)	172	40	60	100	196	15, 34, 38
Crisuolo, Kyle (2017-18)	9	0	0	0	4	51
Crozier, Roger (1970-71—1975-76)	202	0	3	3	24	1
Cunneyworth, Randy (1980-81—1981-82; 1998-99)	35	4	6	10	49	7, 19, 23, 17
Curran, Brian (1990-91—1991-92)	20	0	1	1	57	39, 41
Cyr, Paul (1982-83—1987-88)	343	85	111	196	454	8, 18

**D**

Player (Seasons)	GP	G	A	PTS	PIM	Unif. No.
D'Agostini, Matt (2013-14)	49	5	6	11	22	27
D'Amigo, Jerry (2014-15)	9	0	0	0	2	49
Daley, Joe (1970-71)	38	0	1	1	12	30
Dalpe, Zac (2014-15)	21	1	2	3	4	20
Davis, Mal (1982-83—1985-86)	89	29	22	51	34	25, 29
Dawe, Jason (1993-94—1997-98)	290	79	79	158	132	17, 43
Deadmarsh, Butch (1970-71—1972-73)	56	2	2	4	39	8, 9, 16, 24
DeGray, Dale (1989-90)	6	0	0	0	6	28
Delmore, Andy (2003-04)	37	2	5	7	29	5
Desjardins, Gerry (1974-75—1977-78)	116	0	1	1	4	30
Deslauriers, Nicolas (2013-14—2016-17)	211	12	18	30	186	44
Donnelly, Gord (1991-92—1993-94)	134	5	11	16	557	34
Donnelly, Mike (1987-88—1989-90)	74	11	16	27	62	7, 16, 24
Draper, Tom (1991-92—1992-93)	37	0	3	3	4	35
Drury, Chris (2003-04—2006-07)	234	85	104	189	130	23
Dryden, Dave (1970-71—1973-74)	120	0	2	2	4	28, 30
Dudley, Rick (1972-73—1974-75; 1978-79—1980-81)	279	70	94	164	264	9, 17
Duff, Dick (1970-71—1971-72)	61	9	15	24	12	8, 20
Dumont, J-P (2000-01—2005-06)	362	102	121	223	218	17
Dunn, Richie (1977-78—1981-82; 1985-86—1988-89)	327	27	105	132	235	3, 21, 26, 29
Dykstra, Steve (1985-86—1987-88)	128	5	23	28	378	4, 42

**E**

Player (Seasons)	GP	G	A	PTS	PIM	Unif. No.
Eatough, Jeff (1981-82)	1	0	0	0	0	19
Edwards, Don (1976-77—1981-82)	307	0	11	11	32	1, 29
Ehrhoff, Christian (2011-12—2013-14)	192	16	71	87	119	10
Eichel, Jack (2015-16—2017-18)	209	73	104	177	76	15
Eliot, Darren (1988-89)	2	0	0	0	0	34





All-Time Individual Scoring  
Sabres Regular Season  
**RECORD BOOK**

**E**

Player (Seasons)	GP	G	A	PTS	PIM	Unif. No.
Ellis, Matt (2008-09—2014-15)	286	18	23	41	57	37
Engblom, Brian (1985-86)	30	1	4	5	16	28
Ennis, Tyler (2009-10—2016-17)	419	97	139	236	168	63
Enroth, Jhonas (2009-10—2014-15)	118	0	0	0	2	1
Errey, Bob (1992-93)	8	1	3	4	4	12
Essensa, Bob (2001-02)	9	0	0	0	0	31
Evans, Chris (1971-72)	61	6	18	24	98	24

**F**

Player (Seasons)	GP	G	A	PTS	PIM	Unif. No.
Falk, Justin (2016-17—2017-18)	98	1	9	10	57	41
Farr, Rocky (1972-73—1974-75)	19	0	0	0	2	28, 30
Fasching, Hudson (2015-16—2017-18)	22	1	2	3	8	52, 24
Fedun, Taylor (2016-17—2017-18)	34	0	8	8	18	38, 27
Fenyves, Dave (1982-83—1986-87)	148	2	27	29	87	8, 31
Ferner, Mark (1986-87; 1988-89)	15	0	3	3	11	28, 29
Finley, Joe (2011-12)	5	0	0	0	12	4
Fischer, Ron (1981-82—1982-83)	18	0	7	7	6	6, 23, 28
Fitzpatrick, Rory (2001-02—2005-06)	157	9	15	24	114	8
Fleming, Reg (1970-71)	78	6	10	16	159	9
Flynn, Brian (2012-13—2014-15)	159	17	24	41	24	65
Fogolin, Lee (1974-75—1978-79; 1986-87)	338	8	70	78	432	5, 33
Foligno, Marcus (2011-12—2016-17)	347	49	67	116	334	82
Foligno, Mike (1981-82—1990-91)	664	247	264	511	1448	17
Franceschetti, Lou (1990-91—1991-92)	36	1	8	9	26	15, 37, 34
Franson, Cody (2015-16—2016-17)	127	7	29	36	60	46, 6
Fuhr, Grant (1992-93—1994-95)	64	0	4	4	26	31
Funk, Michael (2006-07—2007-08)	9	0	2	2	0	3

**G**

Player (Seasons)	GP	G	A	PTS	PIM	Unif. No.
Gage, Jody (1985-86; 1987-88; 1991-92)	18	3	3	6	2	12, 14, 33
Galley, Garry (1994-95—1996-97)	163	15	87	102	193	3
Gardner, Paul (1985-86)	2	0	0	0	0	28
Gare, Danny (1974-75—1981-82)	503	267	233	500	686	18
Gaustad, Paul (2002-03; 2005-06—2011-12)	479	71	110	181	585	60, 28
Gerbe, Nathan (2008-09—2012-13)	188	29	43	72	88	42
Gillies, Clark (1986-87—1987-88)	86	15	19	34	132	39, 90
Gillis, Jere (1982-83)	3	0	0	0	0	25
Gilmour, Doug (1999-00—2000-01)	82	10	45	55	82	93
Gionta, Brian (2014-15—2016-17)	230	40	63	103	52	12
Girgensons, Zemgus (2013-14—2017-18)	348	44	57	101	103	28
Gordiouk, Viktor (1992-93; 1994-95)	26	3	8	11	0	9
Gorges, Josh (2014-15—2017-18)	223	3	23	26	155	4
Gould, John (1971-72—1973-74; 1979-80)	92	14	12	26	13	17, 21, 23, 24
Goyette, Phil (1970-71—1971-72)	97	18	67	85	20	10
Gragnani, Marc-Andre (2007-08—2008-09; 2011-12)	59	2	13	15	28	17
Grand-Pierre, Jean-Luc (1998-99—1999-00)	27	0	1	1	32	34
Grant, Derek (2016-17)	40	0	3	3	19	27
Gratton, Chris (1999-00—2002-03)	244	50	81	131	278	77
Gratton, Norm (1972-73—1974-75)	103	15	23	38	30	9, 14
Grier, Mike (2003-04—2005-06; 2010-11)	241	23	47	70	58	25
Griffith, Seth (2017-18)	21	2	1	3	6	25





All-Time Individual Scoring  
Sabres Regular Season  
**RECORD BOOK**

**G**

Player (Seasons)	GP	G	A	PTS	PIM	Unif. No.
Grigorenko, Mikhail (2012-13—2014-15)	68	6	8	14	4	25
Grosek, Michal (1995-96—1999-00)	308	62	98	160	299	18
Guay, Francois (1989-90)	1	0	0	0	0	43
Guevremont, Jocelyn (1974-75—1978-79)	326	38	130	168	189	3, 22
Guhle, Brendan (2016-17—2017-18)	21	0	5	5	10	45

**H**

Player (Seasons)	GP	G	A	PTS	PIM	Unif. No.
Hackett, Matt (2013-14—2014-15)	13	0	0	0	0	31
Hajdu, Richard (1985-86—1986-87)	5	0	0	0	4	8, 28
Hajt, Bill (1973-74—1986-87)	854	42	202	244	433	24
Halkidis, Bob (1985-86—1988-89)	89	2	14	16	315	18, 19
Haller, Kevin (1989-90—1991-92)	81	7	23	30	95	7, 15
Hamel, Denis (1999-00—2002-03)	130	13	9	22	67	55
Hamel, Gilles (1980-81—1985-86)	365	92	114	206	215	9, 17, 18
Hamilton, Al (1970-71—1971-72)	145	6	58	64	176	6
Hannan, Dave (1991-92—1995-96)	249	23	56	79	206	41, 14
Harris, Hugh (1972-73)	60	12	26	38	17	21
Harrison, Paul (1981-82)	6	0	0	0	2	30
Hartman, Mike (1986-87—1990-91)	225	34	25	59	890	20
Hasek, Dominik (1992-93—2000-01)	491	0	13	13	104	39
Hawerchuk, Dale (1990-91—1994-95)	342	110	275	385	204	10
Haworth, Alan (1980-81—1981-82)	106	37	38	75	64	14
Hecht, Jochen (2002-03—2012-13)	613	138	207	345	322	71, 55
Hecl, Radoslav (2002-03)	14	0	0	0	2	21
Heinze, Steve (2000-01)	14	5	7	12	8	57
Hess, Bob (1981-82)	33	0	8	8	14	23
Hillier, Randy (1991-92)	28	0	1	1	48	23
Hillman, Larry (1971-72—1972-73)	121	6	35	41	114	5
Hodgson, Cody (2011-12—2014-15)	218	44	55	99	54	19
Hofford, Jim (1985-86—1986-87)	17	0	0	0	45	3, 33
Hogue, Benoit (1987-88—1991-92)	196	45	67	112	273	33
Holland, Jason (1998-99—1999-00)	9	0	1	1	8	29, 20
Holzinger, Brian (1994-95—1999-00)	352	70	97	167	202	19
Horton, Tim (1972-73—1973-74)	124	1	22	23	109	2
Hospodar, Ed (1987-88)	42	0	1	1	98	24
Houda, Doug (1994-95—1995-96; 1999-00—2002-03)	68	2	5	7	134	20, 6
Houlder, Bill (1990-91—1992-93)	32	4	7	11	18	23, 37, 47
Housley, Phil (1982-83—1989-90)	608	178	380	558	386	6
Huddy, Charlie (1994-95—1996-97)	85	7	9	16	95	22
Hughes, Brent (1995-96)	76	5	10	15	148	17
Hughes, Pat (1985-86)	50	4	9	13	25	26
Hurlbut, Mike (1997-98—1999-00)	5	0	0	0	4	21

**I**

Player (Seasons)	GP	G	A	PTS	PIM	Unif. No.
Inglis, Billy (1970-71)	14	0	1	1	6	8
Ireland, Randy (1978-79)	2	0	0	0	0	30

**J**

Player (Seasons)	GP	G	A	PTS	PIM	Unif. No.
Jackson, Dane (1995-96)	22	5	4	9	41	24, 29
Jackson, Jim (1987-88)	5	2	0	2	0	8





All-Time Individual Scoring  
Sabres Regular Season  
**RECORD BOOK**

**J**

Player (Seasons)	GP	G	A	PTS	PIM	Unif. No.
James, Val (1981-82)	7	0	0	0	16	26, 29, 30
Janik, Doug (2002-03—2003-04)	10	0	0	0	21	33
Jennings, Grant (1995-96)	6	0	0	0	28	4
Jillson, Jeff (2003-04—2005-06)	16	0	3	3	23	5, 34
Johansson, Calle (1987-88—1988-89)	118	6	49	55	70	3
Johnson, Chad (2015-16; 2017-18)	81	0	2	2	0	31
Josefson, Jacob (2017-18)	39	2	2	4	6	10
Jutila, Timo (1984-85)	10	1	5	6	13	4
Juneau, Joe (1998-99)	9	1	1	2	2	90

**K**

Player (Seasons)	GP	G	A	PTS	PIM	Unif. No.
Kaese, Trent (1988-89)	1	0	0	0	0	39
Kaletka, Patrick (2006-07—2014-15)	348	27	27	54	542	36
Kalinin, Dmitri (1999-00—2007-08)	466	34	111	145	289	45
Kane, Evander (2015-16—2017-18)	196	68	50	118	261	9
Kasdorf, Jason (2015-16)	1	0	0	0	0	33
Kassian, Zack (2011-12)	27	3	4	7	20	54
Keenan, Larry (1970-71—1971-72)	66	9	20	29	8	21, 26
Kennedy, Dean (1989-90—1990-91)	144	6	20	26	172	26
Kennedy, Tim (2008-09—2009-10)	79	10	16	26	50	58, 13
Khmylev, Yuri (1992-93—1995-96)	254	63	87	150	131	13
Knapp, Connor (2013-14)	2	0	1	1	0	49
Konopka, Zenon (2013-14)	23	0	1	1	33	24
Korab, Jerry (1973-74—1979-80; 1983-84—1984-85)	537	67	216	283	870	4, 44
Korn, Jim (1986-87)	52	4	10	14	158	4, 34
Kotalik, Ales (2001-02—2007-08)	426	114	126	240	267	20, 12
Kowal, Joe (1976-77—1977-78)	22	0	5	5	13	27
Kozlov, Vyacheslav (2001-02)	38	9	13	22	16	13
Krake, Skip (1970-71)	74	4	5	9	68	12
Kristek, Jaroslav (2002-03)	6	0	0	0	0	29
Krupp, Uwe (1986-87—1991-92)	327	25	78	103	386	4, 40
Kruse, Paul (1997-98—1999-00)	66	4	1	5	206	24, 29
Kulikov, Dmitry (2016-17)	47	2	3	5	26	77
Kurvers, Tom (1986-87)	55	6	17	23	24	28

**L**

Player (Seasons)	GP	G	A	PTS	PIM	Unif. No.
Lacombe, Francois (1970-71)	1	0	1	1	2	19
Lacombe, Norm (1984-85—1986-87)	84	12	18	30	46	32
LaFontaine, Pat (1991-92—1996-97)	268	158	227	385	207	16
Lagace, Jean-Guy (1970-71)	3	0	0	0	2	21
Lalime, Patrick (2008-09—2010-11)	47	0	1	1	2	40
Lambert, Yvon (1981-82)	77	25	39	64	38	15
Langevin, Chris (1983-84; 1985-86)	22	3	1	4	22	15
Larson, Reed (1989-90)	1	0	0	0	0	55
Larsson, Johan (2013-14—2017-18)	257	26	39	65	127	22
Lawson, Danny (1971-72)	78	10	6	16	15	9
Ledyard, Grant (1988-89—1992-93)	240	18	71	89	181	3
Legwand, David (2015-16)	79	5	9	14	14	17
Lehner, Robin (2015-16—2017-18)	133	0	2	2	16	40
Leino, Ville (2012-13—2013-14)	137	10	36	46	32	23
Lemieux, Real (1973-74)	11	1	1	2	4	16





All-Time Individual Scoring  
Sabres Regular Season  
**RECORD BOOK**

**L**

Player (Seasons)	GP	G	A	PTS	PIM	Unif. No.
Leopold, Jordan (2010-11—2012-13)	174	25	42	67	78	3
Lever, Don (1985-86—1986-87)	39	10	3	13	10	8, 20
Lieuwen, Nathan (2013-14)	7	0	0	0	0	50
Lindback, Anders (2014-15)	16	0	0	0	4	35
Littman, David (1990-91—1991-92)	2	0	0	0	0	1, 34
Loewen, Darcy (1989-90—1991-92)	12	0	0	0	14	36
Logan, Bob (1986-87—1987-88)	38	10	5	15	0	26
Lorentz, Jim (1971-72—1977-78)	487	134	197	331	126	8
Luce, Don (1971-72—1980-81)	766	216	310	526	304	14, 20
Ludvig, Jan (1987-88—1988-89)	26	1	8	9	104	36
Ludzik, Steve (1989-90)	11	0	1	1	6	14
Lydman, Toni (2005-06—2009-10)	371	14	91	105	311	5

**M**

Player (Seasons)	GP	G	A	PTS	PIM	Unif. No.
MacArthur, Clarke (2006-07—2009-10)	187	41	38	79	127	41
Macdonald, Doug (1992-93—1994-95)	11	1	0	1	2	44
MacIntyre, Drew (2011-12)	2	0	0	0	0	31
Maguire, Kevin (1987-88—1989-90)	167	18	25	43	518	19
Mair, Adam (2002-03—2009-10)	498	35	70	105	701	22
Makarov, Andrey (2014-15)	1	0	0	0	0	1
Makela, Mikko (1990-91)	60	15	7	22	25	42
Malarchuk, Clint (1988-89—1991-92)	102	0	6	6	41	30
Malone, Sean (2016-17)	1	0	0	0	0	42
Maloney, Dave (1984-85)	52	1	21	22	41	26
Mancari, Mark (2006-07; 2008-09—2010-11)	36	3	10	13	22	25, 12
Marshall, Don (1970-71)	62	20	29	49	6	22
Martin, Rick (1971-72—1980-81)	681	382	313	695	475	7, 8, 9
Martin, Terry (1975-76—1978-79)	148	20	22	42	50	25
May, Brad (1991-92—1997-98)	425	67	89	156	1323	10, 48, 27
McAdam, Gary (1975-76—1978-79; 1982-83)	227	40	45	85	76	12, 15, 32
McBain, Jamie (2013-14)	69	6	11	17	14	4
McCabe, Jake (2013-14—2017-18)	215	10	37	47	118	29, 19
McClanahan, Rob (1979-80—1980-81)	66	5	17	22	38	15
McCormick, Cody (2010-11—2014-15)	201	11	22	33	293	8
McCourt, Dale (1981-82—1983-84)	119	41	56	97	22	7
McDonald, Brian (1970-71)	12	0	0	0	29	20
McGinn, Jamie (2015-16)	63	14	13	27	10	88
McIntosh, Paul (1974-75—1975-76)	47	0	2	2	66	3
McKay, Ray (1971-72—1972-73)	40	0	3	3	18	22, 24
McKee, Jay (1995-96—2005-06)	582	17	81	98	470	38, 74
McKegney, Tony (1978-79—1982-83)	363	127	141	268	117	8
McKenna, Sean (1981-82—1985-86)	237	56	53	109	122	12, 19, 23
McIlwain, Dave (1991-92)	5	0	0	0	2	20
McMahon, Mike (1970-71)	12	0	0	0	0	4
McMorrow, Sean (2002-03)	1	0	0	0	0	23
McNab, Peter (1973-74—1975-76)	154	49	59	108	26	16, 22, 24
McNabb, Brayden (2011-12; 2013-14)	37	1	7	8	21	81, 4 4
McSheffrey, Bryan (1974-75)	3	0	0	0	0	15
McSween, Don (1987-88; 1989-90)	9	0	1	1	12	32, 39
Meehan, Gerry (1970-71—1974-75)	306	94	114	208	60	15
Melanson, Dean (1994-95)	5	0	0	0	4	3
Meszaros, Andrej (2014-15)	60	7	7	14	36	41





All-Time Individual Scoring  
Sabres Regular Season  
**RECORD BOOK**

**M**

Player (Seasons)	GP	G	A	PTS	PIM	Unif. No.
Metcalf, Scott (1987-88—1989-90)	17	1	2	3	18	12, 32, 34
Mickey, Larry (1971-72—1974-75)	117	20	14	34	65	12, 21
Miller, Brad (1988-89—1991-92)	63	1	4	5	265	42, 44
Miller, Ryan (2002-03—2013-14)	540	0	9	9	24	30
Milley, Norm (2001-02—2003-04)	15	0	3	3	8	19
Mitchell, Torrey (2013-14—2014-15)	60	7	7	14	30	17
Mittelstadt, Casey (2017-18)	6	1	4	5	2	37
Mogilny, Alexander (1989-90—1994-95)	381	211	233	444	203	89
Moller, Mike (1980-81—1984-85)	127	13	27	40	41	9, 14, 29
Moller, Randy (1991-92—1993-94)	126	5	20	25	296	24
Molloy, Mitch (1989-90)	2	0	0	0	10	40
Mongrain, Bob (1979-80—1981-82; 1983-84—1984-85)	70	11	11	22	12	8, 25, 32
Montador, Steve (2009-10—2010-11)	151	10	39	49	158	4
Moore, Barrie (1995-96—1996-97)	34	2	6	8	18	38, 37
Moore, Dominic (2008-09)	18	1	3	4	23	17
Moravec, David (1999-00)	1	0	0	0	0	64
Morrisonn, Shaone (2010-11)	62	1	4	5	32	27
Moulson, Matt (2013-14—2017-18)	297	46	77	123	52	26
Muni, Craig (1993-94—1995-96)	160	2	18	20	167	5
Myers, Hap (1970-71)	13	0	0	0	6	25
Myers, Tyler (2009-10—2014-15)	365	45	106	151	256	57
Myre, Phil (1982-83)	5	0	0	0	2	33

**N**

Player (Seasons)	GP	G	A	PTS	PIM	Unif. No.
Napier, Mark (1986-87—1988-89)	128	26	30	56	41	65
Ndur, Rumun (1996-97—1997-98)	3	0	0	0	4	40
Nelson, Casey (2015-16—2017-18)	55	3	9	12	20	34, 8
Neuvirth, Michal (2013-14—2014-15)	29	0	0	0	0	34
Nichol, Scott (1995-96; 1997-98)	5	0	0	0	14	45
Niedermayer, Rob (2010-11)	71	5	14	19	22	20
Nilsson, Anders (2016-17)	26	0	0	0	0	31
Nolan, Jordan (2017-18)	69	4	4	8	69	17
Noris, Joe (1973-74)	18	0	0	0	2	23
Noronen, Mika (2000-01—2005-06)	67	1	0	1	4	35
Novotny, Jiri (2005-06—2006-07)	64	8	8	16	26	13
Numminen, Teppo (2005-06—2008-09)	212	6	80	86	90	27
Nylander, Alexander (2016-17—2017-18)	7	1	1	2	0	70, 92

**O**

Player (Seasons)	GP	G	A	PTS	PIM	Unif. No.
O'Regan, Danny (2017-18)	2	0	0	0	0	65
O'Reilly, Cal (2015-16—2016-17)	31	3	5	8	2	19
O'Reilly, Ryan (2015-16—2017-18)	224	65	111	176	20	90
O'Shea, Kevin (1970-71—1971-72)	93	10	13	23	52	18
Okposo, Kyle (2016-17—2017-18)	141	34	55	89	64	21
Omark, Linus (2013-14)	13	0	2	2	6	17
Orlando, Gates (1984-85—1986-87)	98	18	26	44	51	23
Ott, Steve (2012-13—2013-14)	107	18	26	44	148	9





All-Time Individual Scoring  
Sabres Regular Season  
**RECORD BOOK**

**P-Q**

Player (Seasons)	GP	G	A	PTS	PIM	Unif. No.
Paetsch, Nathan (2005-06—2009-10)	157	7	34	41	108	38
Paiement, Wilf (1986-87)	56	20	17	37	108	27
Paille, Dan (2005-06—2009-10)	195	35	42	77	54	20
Pardy, Adam (2012-13)	17	0	4	4	14	27
Parker, Jeff (1986-87—1989-90)	137	16	19	35	161	28, 29
Parrish, Mark (2010-11)	2	0	0	0	0	10
Paslowski, Greg (1990-91)	12	2	1	3	4	12
Patrick, James (1998-99—2003-04)	345	23	51	74	104	3
Patrick, Steve (1980-81—1984-85)	152	21	34	55	125	26
Patterson, Colin (1991-92—1992-93)	88	8	10	18	52	17
Pearson, Scott (1994-95—1995-96)	41	6	1	7	87	33, 29
Peca, Michael (1995-96—1999-00)	363	96	121	217	352	27
Perreault, Gil (1970-71—1986-87)	1191	512	814	1326	500	11
Perry, Brian (1970-71)	1	0	0	0	0	19
Peters, Andrew (2003-04—2008-09)	200	4	3	7	557	76
Peterson, Brent (1981-82—1984-85)	265	43	63	106	180	20
Petrenko, Sergei (1993-94)	15	0	4	4	0	15
Pittis, Domenic (1998-99—1999-00; 2003-04)	15	1	0	1	12	83, 12, 28, 38
Plante, Derek (1993-94—1997-98)	354	87	134	221	114	26
Playfair, Larry (1978-79—1985-86; 1988-89—1989-90)	577	24	76	100	1390	27, 40
Pominville, Jason (2003-04—2012-13; 2017-18)	660	201	289	490	155	29
Porter, Kevin (2012-13—2013-14)	43	4	6	10	12	12
Pouliot, Benoit (2017-18)	74	13	6	19	22	67
Pratt, Nolan (2007-08)	55	1	6	7	30	4
Pratt, Tracy (1970-71—1973-74)	210	2	39	41	399	3, 4
Presley, Wayne (1991-92—1994-95)	202	48	32	80	297	18
Priestlay, Ken (1986-87—1989-90)	117	25	25	50	59	12, 56
Primeau, Wayne (1994-95—1999-00)	225	19	25	44	227	22, 76
Puppa, Daren (1985-86—1992-93)	215	0	14	14	30	31, 35
Pyatt, Taylor (2001-02—2005-06)	230	38	42	80	131	24
Pysyk, Mark (2012-13—2015-16)	125	5	21	26	50	53, 3

**R**

Player (Seasons)	GP	G	A	PTS	PIM	Unif. No.
Ramsay, Craig (1971-72—1984-85)	1070	252	420	672	201	10, 25
Ramsey, Mike (1979-80—1992-93)	911	73	256	329	924	5, 23
Ramsey, Wayne (1977-78)	2	0	0	0	0	32
Rasmussen, Erik (1997-98—2001-02)	281	33	46	79	179	9
Ray, Rob (1989-90—2002-03)	888	40	50	90	3189	32
Redmond, Zach (2017-18)	3	0	0	0	2	38
Reekie, Joe (1985-86—1988-89)	104	3	15	18	190	27, 31, 55
Regehr, Robyn (2011-12—2012-13)	105	1	6	7	77	24
Reinhart, Sam (2015-16—2017-18)	249	65	75	140	44	23
Renaud, Mark (1983-84)	10	1	3	4	6	4
Richard, Jacques (1975-76—1976-77; 1978-79)	155	24	38	62	73	9
Richer, Bob (1972-73)	3	0	0	0	0	17
Ristolainen, Rasmus (2013-14—2017-18)	346	31	120	151	171	55
Rivet, Craig (2008-09—2010-11)	165	4	38	42	237	52
Robert, Rene (1971-72—1978-79)	524	222	330	552	401	7, 14, 23
Robertson, Geordie (1982-83)	5	1	2	3	7	15
Robitaille, Mike (1971-72—1974-75)	170	8	46	54	122	3
Rodrigues, Evan (2015-16—2017-18)	80	12	21	33	18	71
Roloson, Dwayne (1998-99—1999-00)	32	0	0	0	0	30





All-Time Individual Scoring  
Sabres Regular Season  
**RECORD BOOK**

**R**

Player (Seasons)	GP	G	A	PTS	PIM	Unif. No.
Rombough, Doug (1972-73—1973-74)	51	8	9	17	27	22
Ronan, Ed (1996-97)	18	1	4	5	11	5
Roy, Derek (2003-04—2011-12)	549	161	266	427	331	9
Ruff, Lindy (1979-80—1988-89)	608	102	183	285	1128	22
Ruhwedel, Chad (2012-13—2015-16)	33	0	2	2	4	5
Russell, Phil (1985-86—1986-87)	18	2	5	7	24	26
Ruutu, Christian (1986-87—1991-92)	438	101	220	331	483	21
Ryan, Michael (2006-07—2007-08)	65	7	6	13	32	37

**S**

Player (Seasons)	GP	G	A	PTS	PIM	Unif. No.
Sanderson, Geoff (1997-98—1999-00)	168	29	36	65	64	80, 8
Sarich, Cory (1998-99—1999-00)	46	0	4	4	35	6
Satan, Miroslav (1996-97—2003-04)	578	224	232	456	233	18, 81
Sauve, Bob (1976-77—1984-85)	246	0	8	8	20	28
Sauve, Jean-Francois (1980-81—1982-83)	98	24	49	73	70	9, 21
Savage, Joel (1990-91)	3	0	1	1	0	38
Savard, Andre (1976-77—1982-83)	467	130	175	305	221	12
Scandella, Marco (2017-18)	82	5	17	22	37	6
Schaller, Tim (2014-15—2015-16)	35	2	3	5	4	59
Schmautz, Cliff (1970-71)	26	5	7	12	10	7
Schneider, Cole (2015-16—2016-17)	6	0	1	1	0	10
Schock, Ron (1977-78)	40	4	4	8	0	21
Schoenfeld, Jim (1972-73—1981-82; 1984-85)	584	45	183	228	1025	6, 13
Schultz, Dave (1978-79—1979-80)	41	3	3	6	114	21
Scott, John (2012-13—2013-14)	90	1	0	1	194	32
Seiling, Ric (1977-78—1985-86)	664	176	200	376	524	16
Sejba, Jiri (1990-91)	11	0	2	2	8	23
Sekera, Andrej (2006-07—2012-13)	339	17	75	92	102	44
Semenov, Anatoli (1996-97)	25	2	4	6	2	93
Shack, Eddie (1970-71—1971-72)	111	36	31	67	127	23
Shannon, Darrin (1988-89—1991-92)	55	10	14	24	16	16, 26
Shannon, Darryl (1995-96—1998-99)	255	12	56	68	240	8, 29
Sheppard, Ray (1987-88—1989-90)	159	64	50	114	29	23
Shields, Steve (1995-96—1997-98)	31	0	0	0	23	31
Simon, Todd (1993-94)	15	0	1	1	0	17
Simpson, Craig (1993-94—1994-95)	45	12	15	27	34	17, 22
Skudra, Peter (2000-01)	1	0	0	0	0	34
Smehlik, Richard (1992-93—1994-95; 1996-97—2001-02)	589	47	135	182	399	42
Smith, Al (1975-76—1976-77)	21	0	0	0	0	31
Smith, C.J. (2016-17)	2	0	1	1	0	49
Smith, Derek (1976-77—1981-82)	244	65	98	163	38	16, 17, 19, 26
Smith, Doug (1985-86—1987-88)	162	35	54	89	296	15
Smith, Floyd (1970-71—1971-72)	83	6	12	18	48	17
Smith, Steve (1988-89)	3	0	0	0	0	24
Snuggerud, Dave (1989-90—1991-92)	215	26	46	72	109	18
Spacek, Jaroslav (2006-07—2008-09)	205	22	76	98	142	6
Spencer, Brian (1973-74—1976-77)	240	42	72	114	206	21
Stewart, Bill (1977-78—1978-79)	81	3	17	20	116	3
Stafford, Drew (2006-07—2014-15)	563	145	177	322	327	21
Stanfield, Fred (1974-75—1977-78)	248	42	73	115	16	17, 19
Stauber, Robb (1994-95)	6	0	0	0	0	35
Stewart, Chris (2013-14—2014-15)	66	11	14	25	69	80





All-Time Individual Scoring  
Sabres Regular Season  
**RECORD BOOK**

**S**

Player (Seasons)	GP	G	A	PTS	PIM	Unif. No.
Strachan, Tyson (2014-15)	46	0	5	5	44	24
Stuart, Colin (2010-11—2011-12)	5	0	0	0	2	23, 15
Suikkanen, Kai (1981-82—1982-83)	2	0	0	0	0	20, 23
Sulzer, Alexander (2011-12—2013-14)	57	6	8	14	24	52
Sutton, Ken (1990-91—1994-95)	232	18	60	78	223	41
Svoboda, Petr (1991-92—1994-95)	139	5	49	54	260	7
Sweeney, Bob (1992-93—1994-95)	185	37	44	81	230	20, 33
Sylvester, Dean (1998-99)	1	0	0	0	0	46
Szczechura, Paul (2011-12)	9	1	3	4	4	58

**T-U**

Player (Seasons)	GP	G	A	PTS	PIM	Unif. No.
Talbot, Jean-Guy (1970-71)	57	0	7	7	36	24
Tallinder, Henrik (2001-02—2009-10; 2013-14)	516	22	94	116	312	10, 20
Tanti, Tony (1990-91—1991-92)	80	16	23	39	106	19
Taylor, Chris (1999-00—2003-04)	90	8	12	20	32	16
Tellqvist, Mikael (2008-09)	6	0	0	0	0	32
Tennyson, Matt (2017-18)	15	0	0	0	8	5
Terbenche, Paul (1970-71—1973-74)	121	2	19	21	20	3, 18, 23
Thibault, Jocelyn (2007-08)	12	0	0	0	0	35
Thomas, Scott (1992-93—1993-94)	39	3	3	6	23	21
Thorburn, Chris (2005-06)	2	0	1	1	7	47
Tidey, Alex (1976-77—1977-78)	3	0	0	0	0	19, 26
Titanic, Morris (1974-75—1975-76)	19	0	0	0	0	19
Torres, Raffi (2009-10)	14	0	5	5	2	17
Trapp, Doug (1986-87)	2	0	0	0	0	19
Trefilov, Andrei (1995-96—1996-97)	25	0	0	0	4	30
Tropp, Corey (2011-12; 2013-14)	43	3	6	9	20	78
Tsygurov, Denis (1993-94—1994-95)	12	0	0	0	12	29
Tsyplakov, Vladimir (1999-00—2000-01)	70	13	20	33	20	29
Tucker, John (1983-84—1990-91)	345	116	154	270	142	7
Turnbull, Travis (2011-12)	3	1	0	1	5	65
Turgeon, Pierre (1987-88—1991-92)	322	122	201	323	119	77
Ullmark, Linus (2015-16—2017-18)	26	0	0	0	0	35

**V**

Player (Seasons)	GP	G	A	PTS	PIM	Unif. No.
Vaive, Rick (1988-89—1991-92)	190	74	62	136	226	12, 22
Van Boxmeer, John (1979-80—1982-83)	294	49	166	215	239	4, 5
Vanek, Thomas (2005-06—2013-14)	598	254	243	497	362	26
Varada, Vaclav (1995-96—2002-03)	376	46	98	144	326	9, 25
Varone, Philip (2013-14—2015-16)	42	5	4	9	16	84
Verret, Claude (1983-84—1984-85)	14	2	5	7	2	21
Virta, Hannu (1981-82—1985-86)	245	25	101	126	66	3, 23

**W-Y**

Player (Seasons)	GP	G	A	PTS	PIM	Unif. No.
Wakaluk, Darcy (1988-89; 1990-91)	22	0	0	0	2	35
Walsh, Jim (1981-82)	4	0	1	1	4	28
Ward, Dixon (1995-96—1999-00)	307	56	80	136	169	15, 17
Warrener, Rhett (1998-99—2002-03)	266	9	33	42	363	4
Watson, Jim (1970-71—1971-72)	144	4	15	19	248	2
Weber, Mike (2007-08—2008-09; 2011-12—2015-16)	341	9	44	53	409	34, 4, 6





All-Time Individual Scoring  
Sabres Regular Season  
**RECORD BOOK**

**W-Y**

Player (Seasons)	GP	G	A	PTS	PIM	Unif. No.
Wells, Jay (1989-90—1991-92)	85	3	12	15	243	24
Whitmore, Derek (2011-12)	2	0	0	0	0	71
Wiemer, Jim (1983-84—1984-85)	74	8	17	25	52	19
Wilcox, Adam (2017-18)	1	0	0	0	0	32
Wilson, Mike (1995-96—1998-99)	231	11	23	34	187	4, 34
Wilson, Scott (2017-18)	69	6	8	14	8	20
Wood, Randy (1991-92—1993-94)	236	60	57	117	213	19, 15
Woolley, Jason (1997-98—2002-03)	365	40	125	165	258	5
Wyrozub, Randy (1970-71—1973-74)	100	8	10	18	10	14, 16, 24, 26

**Z**

Player (Seasons)	GP	G	A	PTS	PIM	Unif. No.
Zadorov, Nikita (2013-14—2014-15)	67	4	12	16	55	61, 51
Zaine, Rod (1971-72)	24	2	1	3	4	14, 22
Zhitnik, Alexei (1994-95—2003-04)	712	55	234	289	822	4, 44
Zubrus, Dainius (2006-07)	19	4	4	8	12	15

Any player who played in at least one Sabres regular-season game in his career is listed above. Eleven players have dressed but never played a game for Buffalo: #27 - Tim Regan (1973-74); #31 - Jim Weaver (1978-79); #30 - Jari Paavola (1981-82); #35 - Mike Craig (1984-85); #34 - Kenton Rein (1987-88); #33 - Bill Pye (1992-93); #30 - Markus Ketterer (1993-94 & 1994-95); #68 - Scott Buhler (1996-97); #50 - Michael Leighton (2005-06); #35 - Ryan Vinz (2013-14); #41 - Jaroslav Halak (2013-14).

Michel Deziel is the only Sabre to have played in a Sabres playoff game without participating in a regular-season game.





All-Time Goaltender Stats  
**RECORD BOOK**

**All-Time Goaltender Statistics**

GOALTENDER	GP	MIN	GA	SO	SV%	GAA	W	L	T/OTL
Barrasso, Tom	266	15,418	845	13	.884	3.29	124	102	28
Biron, Martin	300	16,773	707	18	.909	2.53	134	115	29
Blue, John	5	255	15	0	.890	3.52	2	2	0
Bromley, Gary	63	3,443	184	4	.872	3.21	29	17	14
Cloutier, Jacques	144	7,419	457	1	.871	3.70	50	58	15
Conklin, Ty	5	227	13	0	.892	3.43	1	2	0
Crozier, Roger	202	10,966	591	10	.901	3.23	74	76	29
Daley, Joe	38	2,069	129	1	.895	3.74	12	16	8
Desjardins, Gerry	116	6,791	319	5	.894	2.82	66	30	18
Draper, Tom	37	2,067	116	1	.890	3.37	15	15	5
Dryden, Dave	120	6,425	327	5	.897	3.05	43	45	20
Edwards, Don	307	17,942	869	14	.896	2.91	156	83	61
Eliot, Darren	2	67	7	0	.837	6.26	0	0	0
Enroth, Jhonas	118	6,629	323	4	.909	2.92	38	56	14
Essensa, Bob	9	350	17	0	.850	2.91	0	5	0
Farr, Rocky	19	738	42	0	.894	3.50	2	6	8
Fuhr, Grant	64	3,600	216	2	.886	3.60	25	29	5
Hackett, Matt	13	676	40	0	.898	3.55	1	10	2
Harrison, Paul	6	229	14	0	.844	3.67	2	1	1
Hasek, Dominik	491	28,664	1,062	55	.926	2.22	234	172	70
Ireland, Randy	2	30	3	0	.857	6.02	0	0	0
Johnson, Chad	81	4,365	207	1	.907	2.85	32	32	7
Kasdorf, Jason	1	60	4	0	.867	4.00	0	1	0
Knapp, Connor	2	77	4	0	.875	3.12	0	0	1
Lalime, Patrick	47	2,516	125	0	.901	2.98	9	26	5
Lehner, Robin	133	7,422	343	6	.916	2.77	42	61	22
Lieuwen, Nathan	7	363	18	0	.906	2.97	1	4	0
Lindback, Anders	16	891	41	0	.924	2.76	4	8	2
Littman, David	2	96	7	0	.851	4.39	0	1	0
MacIntyre, Drew	2	43	1	0	.944	1.38	0	0	0
Makarov, Andrey	1	60	3	0	.917	3.00	0	1	0
Malarchuk, Clint	102	5,692	323	2	.894	3.40	39	39	16
Miller, Ryan	540	31,661	1,370	28	.915	2.60	284	186	57
Myre, Phil	5	299	21	0	.861	4.21	3	2	0
Neuvirth, Michal	29	1,661	82	0	.921	2.96	6	19	3
Nilsson, Anders	26	1,484	66	1	.923	2.67	10	10	4
Noronen, Mika	67	3,483	153	3	.902	2.64	22	31	6
Puppa, Daren	215	11,760	668	5	.888	3.41	96	68	28
Roloson, Dwayne	32	1,588	74	1	.899	2.80	7	15	5
Sauve, Bob	246	14,041	752	7	.877	3.21	113	76	39
Shields, Steve	31	1,649	80	0	.910	2.91	7	14	6
Skudra, Peter	1	0:27	0	0	.000	0.00	0	0	0
Smith, Al	21	1,103	62	0	.870	3.37	9	6	2
Stauber, Robb	6	317	20	0	.867	3.79	2	3	0
Tellqvist, Mikael	6	230	9	0	.928	2.35	2	1	0
Thibault, Jocelyn	12	507	28	2	.869	3.31	3	4	2
Trefilov, Andrei	25	1,253	74	0	.902	3.54	8	10	1
Ullmark, Linus	26	1,430	60	0	.917	2.52	9	13	2
Wakaluk, Darcy	22	844	50	0	.869	3.55	5	8	3
Wilcox, Adam	1	14	0	0	1.000	0.00	0	1	0







# All-Time Power Play & Penalty Kill RECORD BOOK

## All-Time Power Play & Penalty Kill

YEAR	PP OPP.	PPG	PP%	RANK	TS	PPGA	PK%	RANK	SHG	SHGA
1970-71	298	56	18.8	6	302	56	81.5	9	5	12
1971-72	308	57	18.5	8	281	56	80.1	8	1	7
1972-73	270	52	19.2	7	241	35	85.5	2	5	5
1973-74	256	48	18.5	8	237	42	82.3	3	5	12
1974-75	303	83	27.4	3	326	56	82.8	4	17	5
1975-76	287	73	25.4	5	304	51	83.2	5	6	8
1976-77	262	60	22.9	4	274	38	86.1	2	6	7
1977-78	234	52	22.2	7	218	31	85.8	1	7	3
1978-79	267	55	20.6	13	258	55	78.7	8	9	4
1979-80	275	67	24.4	T-5	252	43	82.9	3	2	4
1980-81	310	73	23.5	10	268	44	83.6	1	9	10
1981-82	301	63	20.9	17	281	57	79.9	6	4	10
1982-83	311	67	21.5	16	274	48	82.5	2	12	9
1983-84	329	71	21.6	11	277	50	81.9	3	11	14
1984-85	322	76	23.6	T-7	295	52	82.4	T-1	9	5
1985-86	351	72	20.5	16	342	66	80.7	T-5	12	14
1986-87	364	68	18.7	17	355	86	75.8	18	5	9
1987-88	464	80	17.2	18	439	95	78.1	15	8	13
1988-89	380	78	20.5	13	410	86	79.0	12	7	12
1989-90	358	79	22.1	9	351	58	83.5	1	7	7
1990-91	400	73	18.3	14	367	62	83.1	5	15	8
1991-92	466	105	22.5	1	424	91	78.5	17	8	11
1992-93	467	95	20.3	10	437	72	83.5	T-2	13	17
1993-94	424	96	22.6	2	380	58	84.7	T-1	21	8
1994-95	242	45	18.6	11	220	32	85.5	3	13	7
1995-96	477	76	15.9	T-20	461	74	83.9	6	10	12
1996-97	326	43	13.2	26	364	59	83.8	13	16	4
1997-98	396	51	12.9	T-19	413	65	84.3	18	15	12
1998-99	363	49	13.5	21	399	55	86.2	7	6	7
1999-00	351	37	10.5	28	361	54	85.0	13	8	10
2000-01	373	60	16.1	T-17	334	40	88.0	1	6	5
2001-02	375	50	13.3	27	304	41	86.5	4	7	6
2002-03	354	51	14.4	20	363	53	85.4	6	8	11
2003-04	367	58	15.8	T-19	348	53	84.8	11	7	9
2005-06	477	101	21.2	3	439	59	86.6	2	10	17
2006-07	407	71	17.4	T-17	386	72	81.4	20	8	13
2007-08	366	66	18.0	14	333	56	83.2	T-10	9	8
2008-09	358	75	20.9	7	336	61	81.8	14	7	5
2009-10	313	55	17.6	17	284	38	86.6	2	4	3
2010-11	279	54	19.4	9	300	51	83.0	13	2	13
2011-12	258	44	17.0	T-16	257	47	81.7	19	5	7
2012-13	163	23	14.1	29	178	37	79.2	26	7	7
2013-14	256	36	14.1	29	274	51	81.4	20	5	5
2014-15	224	30	13.4	30	257	64	75.1	30	7	8
2015-16	254	48	18.9	12	218	38	82.6	9	6	6
2016-17	233	57	24.5	1	237	53	77.6	25	3	4
2017-18	257	49	19.1	20	235	52	77.9	22	9	10

PPG – Power-Play Goals For; PPGA – Power-Play Goals Against; TS – Times Shorthanded; Rank – Overall NHL Ranking; SHG – Shorthanded Goals For; SHGA – Shorthanded Goals Against





All-Time Shootout Summary  
70-66 All-Time  
**RECORD BOOK**

**2005-06 | 5-5**

**DATE**

Oct. 13, 2005  
Nov. 22, 2005  
Nov. 23, 2005  
Dec. 19, 2005  
Dec. 29, 2005  
Jan. 12, 2006  
Feb. 4, 2006  
Feb. 12, 2006  
Mar. 27, 2006  
Apr. 3, 2006

**GDG**

Daniel Briere  
Jaromir Jagr  
Ales Kotalik  
Maxim Afinogenov  
Mats Sundin  
Geoff Sanderson  
Thomas Vanek  
Eric Staal  
Petr Sykora  
Maxim Afinogenov

**LOSING GOALIE**

John Grahame  
Martin Biron  
Rick DiPietro  
Antero Niittymaki  
Martin Biron  
Martin Biron  
Dominik Hasek  
Ryan Miller  
Ryan Miller  
J-S Aubin

**SCORE**

BUF 4 at TBL 3  
NYR 3 at BUF 2  
BUF 4 at NYI 3  
BUF 2 at PHI 1  
BUF 3 at TOR 4  
PHX 2 at BUF 1  
OTT 1 at BUF 2  
BUF 3 at CAR 4  
BUF 4 at NYR 5  
BUF 3 at TOR 2

**2006-07 | 10-4**

**DATE**

Oct. 4, 2006  
Oct. 6, 2006  
Oct. 13, 2006  
Oct. 28, 2006  
Nov. 2, 2006  
Dec. 1, 2006  
Dec. 9, 2006  
Jan. 15, 2007  
Jan. 19, 2007  
Feb. 6, 2007  
Feb. 10, 2007  
Feb. 17, 2007  
Feb. 22, 2007  
Mar. 13, 2007

**GDG**

Daniel Briere  
Maxim Afinogenov  
Ales Kotalik  
Slava Kozlov  
Ales Kotalik  
Daniel Briere  
Thomas Vanek  
Marco Sturm  
Ales Kotalik  
Daniel Briere  
Ales Kotalik  
Petr Tenkrat  
Drew Stafford  
Sidney Crosby

**LOSING GOALIE**

Cam Ward  
Cristobal Huet  
Dominik Hasek  
Ryan Miller  
Tim Thomas  
Kevin Weekes  
Cristobal Huet  
Ryan Miller  
Dany Sabourin  
Kari Lehtonen  
Miikka Kiprusoff  
Ryan Miller  
Martin Gerber  
Ryan Miller

**SCORE**

BUF 3 at CAR 2  
MTL 4 at BUF 5  
BUF 3 at DET 2  
ATL 5 at BUF 4  
BUF 5 at BOS 4  
NYR 3 at BUF 4  
BUF 3 at MTL 2  
BUF 2 at BOS 3  
VAN 3 at BUF 4  
BUF 4 at ATL 3  
CGY 2 at BUF 3  
BOS 4 at BUF 3  
OTT 5 at BUF 6  
BUF 4 at PIT 5

**2007-08 | 4-9**

**DATE**

Dec. 22, 2007  
Dec. 28, 2007  
Jan. 1, 2008  
Jan. 8, 2008  
Jan. 10, 2008  
Jan. 12, 2008  
Feb. 1, 2008  
Feb. 6, 2008  
Feb. 8, 2008  
Feb. 25, 2008  
Mar. 10, 2008  
Mar. 27, 2008  
Apr. 1, 2008

**GDG**

Ales Kotalik  
Zach Parise  
Sidney Crosby  
Patrik Elias  
Dean McAmmond  
Zach Parise  
Eric Perrin  
Drew Stafford  
Phil Kessel  
Daniel Briere  
Scott Gomez  
Derek Roy  
Maxim Afinogenov

**LOSING GOALIE**

Martin Biron  
Ryan Miller  
Ryan Miller  
Ryan Miller  
Jocelyn Thibault  
Ryan Miller  
Jocelyn Thibault  
Martin Brodeur  
Ryan Miller  
Ryan Miller  
Ryan Miller  
Martin Gerber  
Andrew Raycroft

**SCORE**

BUF 6 at PHI 5  
BUF 1 at NJD 2  
PIT 2 at BUF 1  
BUF 1 at NJD 2  
BUF 2 at OTT 3  
NJD 3 at BUF 2  
BUF 4 at ATL 5  
NJD 2 at BUF 3  
BOS 3 at BUF 2  
PHI 4 at BUF 3  
NYR 3 at BUF 2  
BUF 4 at OTT 3  
BUF 4 at TOR 3

**2008-09 | 8-5**

**DATE**

Oct. 10, 2008  
Oct. 18, 2008  
Oct. 21, 2008  
Oct. 25, 2008  
Dec. 27, 2008  
Jan. 9, 2009

**GDG**

Ales Kotalik  
Slava Kozlov  
Thomas Vanek  
Ryan Smyth  
Ales Kotalik  
Ales Kotalik

**LOSING GOALIE**

Carey Price  
Patrick Lalime  
Manny Fernandez  
Ryan Miller  
Joey MacDonald  
Stephen Valliquette

**SCORE**

MTL 1 at BUF 2  
BUF 2 at ATL 3  
BOS 2 at BUF 3  
BUF 1 at COL 2  
NYI 3 at BUF 4  
NYR 1 at BUF 2





All-Time Shootout Summary  
70-66 All-Time  
**RECORD BOOK**

**2008-09 | 8-5**

DATE	GDG	LOSING GOALIE	SCORE
Jan. 15, 2009	Jason Pominville	Marty Turco	BUF 5 at DAL 4
Jan. 19, 2009	Ales Kotalik	Tomas Vokoun	BUF 3 at FLA 2
Feb. 7, 2009	Mike Fisher	Ryan Miller	BUF 2 at OTT 3
Feb 13, 2009	Derek Roy	Evgeni Nabokov	SJS 5 at BUF 6
Feb. 26, 2009	Jussi Jokinen	Patrick Lalime	BUF 1 at CAR 2
Mar. 14, 2009	Brett Sterling	Patrick Lalime	ATL 4 at BUF 3
Mar. 28, 2009	Toni Lydman	Carey Price	BUF 4 at MTL 3

**2009-10 | 4-6**

DATE	GDG	LOSING GOALIE	SCORE
Oct. 24, 2009	Tyler Myers	Mike Smith	BUF 3 at TBL 2
Nov. 13, 2009	Jason Pominville	Miikka Kiprusoff	CGY 1 at BUF 2
Dec. 19, 2009	Kris Letang	Patrick Lalime	PIT 2 at BUF 1
Dec. 26, 2009	Alexei Kovalev	Ryan Miller	OTT 3 at BUF 2
Jan. 9, 2010	Matt Hendricks	Patrick Lalime	COL 4 at BUF 3
Jan. 16, 2010	Trent Hunter	Ryan Miller	BUF 2 at NYR 3
Jan. 21, 2010	Dustin Brown	Ryan Miller	BUF 3 at LAK 4
Jan. 27, 2010	Jochen Hecht	Martin Brodeur	NJD 1 at BUF 2
Feb. 9, 2010	David Krejci	Ryan Miller	BOS 3 at BUF 2
Mar. 24, 2010	Jason Pominville	Carey Price	MON 2 at BUF 3

**2010-11 | 5-1**

DATE	GDG	LOSING GOALIE	SCORE
Nov. 6, 2010	Tyler Ennis	J-S Giguere	BUF 3 at TOR 2
Nov. 10, 2010	Derek Roy	Johan Hedberg	BUF 5 at NJD 4
Dec. 4, 2010	Thomas Vanek	Brian Elliot	BUF 1 at OTT 0
Jan. 1, 2011	Tyler Ennis	Tim Thomas	BOS 6 at BUF 7
Feb. 15, 2011	Jochen Hecht	Carey Price	BUF 3 at MTL 2
Feb. 26, 2011	Pavel Datsyuk	Ryan Miller	DET 3 at BUF 2

**2011-12 | 7-7**

DATE	GDG	LOSING GOALIE	SCORE
Nov. 5, 2011	Derek Roy	Craig Anderson	BUF 3 at OTT 2
Nov. 14, 2011	Brad Boyes	Carey Price	BUF 3 at MTL 2
Nov. 23, 2011	Benoit Pouliot	Jhonas Enroth	BOS 4 at BUF 3
Dec. 31, 2011	Bobby Butler	Jhonas Enroth	OTT 3 at BUF 2
Jan. 24, 2012	Nathan Gerbe	Martin Brodeur	BUF 2 at NJD 1
Feb. 1, 2012	Ryan Callahan	Ryan Miller	NYR 1 at BUF 0
Feb. 4, 2012	Brad Boyes	Al Montoya	BUF 4 at NYI 3
Feb. 10, 2012	Nathan Gerbe	Kari Lehtonen	DAL 2 at BUF 3
Feb. 17, 2012	Max Pacioretty	Ryan Miller	MTL 4 at BUF 3
Feb. 24, 2012	Derek Roy	Tuukka Rask	BOS 1 at BUF 2
Mar. 10, 2012	Tyler Ennis	Ben Bishop	BUF 4 at OTT 3
Mar. 14, 2012	Peter Mueller	Ryan Miller	COL 5 at BUF 4
Mar. 17, 2012	Dmitry Kulikov	Ryan Miller	BUF 2 at FLA 3
Apr. 7, 2012	Patrice Bergeron	Jhonas Enroth	BUF 3 at BOS 4

**2012-13 | 7-4**

DATE	GDG	LOSING GOALIE	SCORE
Feb. 7, 2013	Jason Pominville	Peter Budaj	MTL 4 at BUF 5
Feb. 28, 2013	Thomas Vanek	Jose Theodore	BUF 4 at FLA 3
Mar. 2, 2013	Jason Pominville	Johan Hedberg	NJD 3 at BUF 4





All-Time Shootout Summary  
70-66 All-Time  
**RECORD BOOK**

**2012-13 | 7-4**

**DATE**

Mar. 3, 2013  
Mar. 7, 2013  
**Mar. 21, 2013**  
Mar. 28, 2013  
Mar. 30, 2013  
**Apr. 7, 2013**  
**Apr. 17, 2013**  
**Apr. 26, 2013**

**GDG**

Rick Nash  
David Clarkson  
**Steve Ott**  
Mike Santorelli  
Matt Hendricks  
**Nathan Gerbe**  
**Drew Stafford**  
Thomas Vanek

**LOSING GOALIE**

Ryan Miller  
Ryan Miller  
**James Reimer**  
Ryan Miller  
Jhonas Enroth  
**Martin Brodeur**  
**Anton Khudobin**  
Evgeni Nabokov

**SCORE**

BUF 2 at NYR 3  
BUF 2 at NJD 3  
**TOR 4 at BUF 5**  
BUF 3 at FLA 5  
WSH 4 at BUF 3  
**NJD 2 at BUF 3**  
**BUF 3 at BOS 2**  
NYI 1 at BUF 2

**2013-14 | 7-5**

**DATE**

Oct. 15, 2013  
Nov. 5, 2013  
Nov. 12, 2013  
Dec. 10, 2013  
Dec. 27, 2013  
**Dec. 29, 2013**  
Jan. 9, 2014  
Jan. 12, 2014  
Jan. 15, 2014  
Jan. 18, 2014  
**Apr. 1, 2014**  
Apr. 13, 2014

**GDG**

Tyler Ennis  
Cody Hodgson  
Matt Moulson  
Zemgus Girgensons  
Joffrey Lupul  
**Steve Ott**  
Brad Boyes  
**Cody Hodgson**  
Joffrey Lupul  
Ryan Johansen  
**Ville Leino**  
Brock Nelson

**LOSING GOALIE**

Evgeni Nabokov  
Antti Niemi  
Ben Scrivens  
Robin Lehner  
Ryan Miller  
**Philipp Grubauer**  
Jhonas Enroth  
**Philipp Grubauer**  
Ryan Miller  
Ryan Miller  
**Cory Schneider**  
Connor Knapp

**SCORE**

BUF 4 at NYI 3  
BUF 5 at SJS 4  
**LAK 2 at BUF 3**  
**OTT 1 at BUF 2**  
BUF 3 at TOR 4  
**WSH 1 at BUF 2**  
FLA 2 at BUF 1  
**BUF 2 at WSH 1**  
BUF 3 at TOR 4  
CBJ 4 at BUF 3  
**NJD 2 at BUF 3**  
NYI 4 at BUF 3

**2014-15 | 8-5**

**DATE**

Oct. 14, 2014  
Nov. 2, 2014  
Nov. 5, 2014  
Nov. 29, 2014  
Dec. 2, 2014  
Dec. 15, 2014  
Dec. 27, 2014  
Feb. 17, 2015  
**Feb. 19, 2015**  
Feb. 22, 2015  
Mar. 11, 2015  
Mar. 16, 2015  
Mar. 17, 2015

**GDG**

Zemgus Girgensons  
Zemgus Girgensons  
Pierre-Alexandre Parenteau  
**Brian Flynn**  
**Cody Hodgson**  
**Matt Moulson**  
Tyler Ennis  
Scott Gomez  
**Brian Flynn**  
Filip Forsberg  
Tyler Bozak  
Evgeny Kuznetsov  
Tyler Ennis

**LOSING GOALIE**

Cam Ward  
Jimmy Howard  
Michal Neuvirth  
Dustin Tokarski  
Evgeni Nabokov  
Robin Lehner  
Kevin Poulin  
Michal Neuvirth  
**Ray Emery**  
Michal Neuvirth  
Anders Lindback  
Anders Lindback  
Niklas Svedberg

**SCORE**

BUF 4 at CAR 3  
DET 2 at BUF 3  
MTL 2 at BUF 1  
**BUF 4 at MTL 3**  
TBL 1 at BUF 2  
**OTT 4 at BUF 5**  
**NYI 3 at BUF 4**  
BUF 1 at NJD 2  
**BUF 3 at PHI 2**  
NSH 2 at BUF 1  
BUF 3 at TOR 4  
WSH 4 at BUF 3  
**BUF 2 at BOS 1**

**2015-16 | 2-7**

**DATE**

Oct. 21, 2015  
Nov. 19, 2015  
Dec. 1, 2015  
Dec. 19, 2015  
Feb. 4, 2016  
Feb. 16, 2016  
Mar. 5, 2016  
**Mar. 7, 2016**  
Mar. 29, 2016

**GDG**

**Matt Moulson**  
Alexander Steen  
Brad Richards  
Patrick Kane  
Ryan Spooner  
Bobby Ryan  
Jason Pominville  
**Sam Reinhart**  
Kris Letang

**LOSING GOALIE**

Jonathan Bernier  
Linus Ullmark  
Linus Ullmark  
Chad Johnson  
Chad Johnson  
Robin Lehner  
Robin Lehner  
**Garret Sparks**  
Chad Johnson

**SCORE**

**TOR 1 at BUF 2**  
BUF 2 at STL 3  
BUF 4 at DET 5  
CHI 3 at BUF 2  
BOS 3 at BUF 2  
BUF 1 at OTT 2  
MIN 3 at BUF 2  
**BUF 4 at TOR 3**  
BUF 4 at PIT 5







# RECORD BOOK

## 2016-17 | 2-6

**DATE**

Oct. 25, 2016  
Nov. 9, 2016  
**Nov. 19, 2016**  
Nov. 23, 2016  
Dec. 17, 2016  
Dec. 20, 2016  
Mar. 4, 2017  
**Mar. 17, 2017**

**GDG**

Claude Giroux  
Bobby Ryan  
**Cal O'Reilly**  
Thomas Vanek  
Lee Stempniak  
Vincent Trocheck  
Brayden Point  
**Zemgus Girgensons**

**LOSING GOALIE**

Anders Nilsson  
Robin Lehner  
**Marc-Andre Fleury**  
Robin Lehner  
Anders Nilsson  
Robin Lehner  
Robin Lehner  
**Jonathan Bernier**

**SCORE**

BUF 3 at PHI 4  
OTT 2 at BUF 1  
**PIT 1 at BUF 2**  
DET 2 at BUF 1  
BUF 1 at CAR 2  
BUF 3 at FLA 4  
TBL 2 at BUF 1  
**BUF 2 at ANA 1**

## 2017-18 | 1-2

**DATE**

Oct. 5, 2017  
**Mar. 8, 2018**  
Mar. 10, 2018

**GDG**

Jonathan Drouin  
**Jacob Josefson**  
Erik Haula

**LOSING GOALIE**

Robin Lehner  
**Craig Anderson**  
Robin Lehner

**SCORE**

MTL 3 at BUF 2  
**BUF 4 at OTT 3**  
VGK 2 at BUF 1







# Sabres Shootout Summary

## RECORD BOOK

### All-Time Shootout Stats

PLAYER	GOALS	ATTEMPTS	PCT	GDG
Thomas Vanek	20	54	37.0	6
Ales Kotalik	18	36	50.0	10
Jason Pominville	18	49	36.7	5
Tyler Ennis	15	43	34.9	6
Drew Stafford	13	41	31.7	3
Derek Roy	10	29	34.5	5
Daniel Briere	8	18	44.4	4
Matt Moulson	7	23	30.4	3
Maxim Afinogenov	6	14	42.9	4
Brad Boyes	5	12	41.7	2
Jochen Hecht	4	8	50.0	2
Nathan Gerbe	4	9	44.4	3
Sam Reinhart	4	11	36.4	1
Zemgus Girgensons	4	14	28.6	4
Tim Connolly	4	23	17.4	0
Brian Flynn	3	5	60.0	2
Steve Ott	3	6	50.0	2
Cody Hodgson	3	12	25.0	3
Jacob Josefson	2	3	66.7	1
Brian Gionta	2	10	20.0	0
Toni Lydman	1	1	100.0	1
Rasmus Ristolainen	1	1	100.0	0
Cal O'Reilly	1	2	50.0	1
Henrik Tallinder	1	3	33.3	0
Ville Leino	1	4	25.0	1
Tyler Myers	1	4	25.0	1
Jack Eichel	1	9	11.1	0
Ryan O'Reilly	1	11	9.1	0
Luke Adam	0	1	0.0	0
Paul Byron	0	1	0.0	0
Cory Conacher	0	1	0.0	0
J.P. Dumont	0	1	0.0	0
Patrick Kaleta	0	1	0.0	0
Tim Kennedy	0	1	0.0	0
Jordan Leopold	0	1	0.0	0
Adam Mair	0	1	0.0	0
Benoit Pouliot	0	1	0.0	0
Evan Rodrigues	0	1	0.0	0
Chris Stewart	0	1	0.0	0
Philip Varone	0	1	0.0	0
Matt D'Agostini	0	2	0.0	0
Chris Drury	0	2	0.0	0
Linus Omark	0	2	0.0	0
Marcus Foligno	0	4	0.0	0
Evander Kane	0	5	0.0	0
Kyle Okposo	0	5	0.0	0
Clarke MacArthur	0	7	0.0	0

### Buffalo Goaltenders

GOALTENDER	GA	SA	SV%	W-L
Ryan Miller	81	277	.708	49-30
Jhonas Enroth	17	67	.746	10-5
Anders Nilsson	6	18	.667	2-2
Chad Johnson	5	15	.667	2-3
Martin Biron	5	12	.583	2-3
Michal Neuvirth	8	16	.500	2-3
Nathan Lieuwen	2	9	.778	1-0
Anders Lindback	2	7	.714	1-2
Robin Lehner	16	24	.333	1-8
Mika Noronen	1	1	.000	0-0
Connor Knapp	1	2	.500	0-1
Jocelyn Thibault	3	10	.700	0-2
Linus Ullmark	2	6	.667	0-2
Patrick Lalime	9	23	.609	0-5

**Most Wins in a Season:** ..... 10 (2006-07)

**Fewest Losses in a season:** ..... 1 (2010-11)

**Most shootouts:** ..... 14 (2006-07, 2011-12)

**Longest Shootout:** ..... 11 rounds/22 shooters  
(1/9/10 vs. Colorado)







TWO-THOUSAND EIGHTEEN

TWO-THOUSAND NINETEEN

# PLAYOFF HISTORY

BUFFALO SABRES MEDIA GUIDE





# All-Time Playoff Scoring PLAYOFF HISTORY

## A

PLAYER	GP	G	A	PTS	PIM
Afinogenov, Maxim	49	10	13	23	22
Anderson, Shawn	5	0	1	1	4
Andersson, Mikael	1	1	0	1	0
Andreychuk, Dave	54	13	22	35	36
Arniel, Scott	16	2	1	3	13
Astley, Mark	2	0	0	0	0
Atkinson, Steve	1	0	0	0	0
Audette, Donald	61	15	23	38	36

## B

PLAYER	GP	G	A	PTS	PIM
Barnaby, Matthew	27	7	11	18	79
Barnes, Stu	39	14	7	21	10
Barrasso, Tom	12	0	0	0	9
Bodger, Doug	42	6	18	24	25
Boland, Michael	3	1	0	1	2
Boucher, Philippe	7	1	1	2	2
Boughner, Bob	25	0	5	5	24
Boyes, Brad	7	1	0	1	0
Breitenbach, Ken	8	0	1	1	4
Briere, Daniel	34	11	23	34	28
Brown, Curtis	52	14	11	25	34
Burridge, Randy	12	5	1	6	2
Butler, Chris	7	0	1	1	10

## C

PLAYER	GP	G	A	PTS	PIM
Campbell, Brian	34	3	10	13	26
Carney, Keith	15	0	6	6	6
Carriere, Larry	23	0	3	3	40
Cloutier, Jacques	4	0	0	0	0
Cloutier, Real	2	0	0	0	0
Connolly, Tim	36	5	18	23	8
Corkum, Bob	14	2	0	2	6
Crozier, Roger	9	0	1	1	2
Cunneyworth, Randy	3	0	0	0	0
Cyr, Paul	18	3	6	9	21

## D

PLAYER	GP	G	A	PTS	PIM
Davis, Mal	7	1	0	1	0
Dawe, Jason	22	4	3	7	18
Desjardins, Gerry	25	0	0	0	4
Deziel, Michel	1	0	0	0	0
Donnelly, Gord	6	0	1	1	0
Draper, Tom	7	0	0	0	0
Drury, Chris	34	17	14	31	12
Dryden, Dave	2	0	0	0	0
Dudley, Rick	25	7	2	9	69
Dumont, J.P.	31	11	10	21	22
Dunn, Richie	27	2	14	16	16

## E

PLAYER	GP	G	A	PTS	PIM
Edwards, Don	31	0	0	0	7
Ellis, Matt	4	1	0	1	0
Ennis, Tyler	13	3	5	8	4
Enroth, Jhonas	1	0	0	0	0
Errey, Bob	4	0	1	1	10

## F

PLAYER	GP	G	A	PTS	PIM
Fenyves, Dave	11	0	0	0	9
Fitzpatrick, Rory	11	0	4	4	16
Fogolin, Lee	30	0	6	6	58
Foligno, Mike	39	13	11	24	143
Franceschetti, Lou	6	1	0	1	2
Fuhr, Grant	8	0	0	0	2

## G

PLAYER	GP	G	A	PTS	PIM
Galley, Garry	17	0	9	9	18
Gare, Danny	58	23	21	44	147
Gaustad, Paul	38	0	8	8	37
Gerbe, Nathan	9	3	1	4	18
Gillies, Clark	5	0	1	1	25
Gilmour, Doug	18	2	5	7	12
Gagnani, Marc-Andre	7	1	6	7	4
Grand-Pierre, Jean-Luc	4	0	0	0	4
Gratton, Chris	18	6	5	11	14
Gratton, Norm	6	0	1	1	2
Grier, Mike	31	5	6	11	4
Grosek, Michal	40	9	11	20	64
Guevremont, Jocelyn	40	4	17	21	18

## H-I

PLAYER	GP	G	A	PTS	PIM
Hajt, Bill	80	2	16	18	70
Halkidis, Bob	8	0	0	0	41
Haller, Kevin	6	1	4	5	10
Hamel, Gilles	18	2	5	7	8
Hannan, Dave	27	4	3	7	28
Harris, Hugh	3	0	0	0	0
Harrison, Paul	1	0	0	0	0
Hartman, Mike	19	0	0	0	104
Hasek, Dominik	68	0	2	2	24
Hawerchuk, Dale	30	9	25	34	16
Haworth, Alan	10	4	5	9	4
Hecht, Jochen	32	6	8	14	18
Heinze, Steve	13	3	4	7	10
Hess, Robert	1	1	0	1	0
Hillman, Larry	6	0	0	0	8
Hogue, Benoit	13	3	1	4	37
Holland, Jason	1	0	0	0	0
Holzinger, Brian	52	11	18	29	61





# All-Time Playoff Scoring PLAYOFF HISTORY

## H-I

PLAYER	GP	G	A	PTS	PIM
Horton, Tim	6	0	1	1	4
Houder, Bill	8	0	2	2	4
Housley, Phil	35	10	17	27	22
Huddy, Charlie	3	0	0	0	0

## J

PLAYER	GP	G	A	PTS	PIM
James, Val	3	0	0	0	0
Janik, Doug	5	1	0	1	2
Jillson, Jeff	4	0	0	0	0
Johansson, Calle	6	0	1	1	0
Juneau, Joe	20	3	8	11	10

## K

PLAYER	GP	G	A	PTS	PIM
Kaleta, Patrick	12	2	3	5	28
Kalinin, Dmitri	37	2	7	9	20
Kennedy, Dean	8	1	2	3	29
Kennedy, Tim	6	1	2	3	4
Khmylev, Yuri	20	7	5	12	20
Korab, Jerry	46	7	14	21	69
Kotalik, Ales	34	6	9	15	16
Kowal, Joe	2	0	0	0	0
Krupp, Uwe	23	1	2	3	29
Kruse, Paul	11	1	0	1	8

## L

PLAYER	GP	G	A	PTS	PIM
LaFontaine, Pat	19	12	15	27	6
Lambert, Yvon	4	3	0	3	2
Leyard, Grant	19	4	5	9	20
Leopold, Jordan	5	0	1	1	4
Lorentz, Jim	37	11	9	20	22
Luce, Don	62	17	19	36	46
Lydman, Toni	40	3	7	10	38

## M

PLAYER	GP	G	A	PTS	PIM
Maguire, Kevin	10	0	0	0	86
Mair, Adam	25	2	5	7	14
Malarchuk, Clint	5	0	1	1	2
Maloney, Dave	1	0	0	0	0
Mancari, Mark	1	0	0	0	0
Martin, Rick	62	24	29	53	74
Martin, Terry	11	2	2	4	10
May, Brad	36	3	8	11	59
McAdam, Gary	15	3	2	5	7
McClanahan, Rob	15	0	2	2	17
McCormick, Cody	10	1	2	3	16
McCourt, Dale	14	5	5	10	4
McIntosh, Paul	2	0	0	0	7
McKee, Jay	51	3	6	9	60
McKegney, Tony	38	11	9	20	10

## M

PLAYER	GP	G	A	PTS	PIM
McKenna, Sean	8	1	1	2	2
McNab, Peter	25	2	6	8	4
Meehan, Gerry	6	0	1	1	0
Mickey, Larry	6	1	0	1	5
Miller, Ryan	47	0	1	1	6
Mogilny, Alexander	31	14	16	30	18
Moller, Mike	3	0	1	1	0
Moller, Randy	14	0	2	2	16
Mongrain, Bob	11	1	2	3	2
Montador, Steve	12	1	1	2	12
Morrisonn, Shaone	1	0	0	0	2
Muni, Craig	12	0	1	1	6
Myers, Tyler	13	2	5	7	20
Myre, Phil	1	0	0	0	0

## N-O

PLAYER	GP	G	A	PTS	PIM
Napier, Mark	9	1	3	4	0
Niedermayer, Rob	7	1	3	4	2
Novotny, Jiri	4	0	0	0	0
Numminen, Teppo	28	1	5	6	8
Orlando, Gates	5	0	4	4	14

## P-Q

PLAYER	GP	G	A	PTS	PIM
Paetsch, Nathan	1	0	0	0	0
Paille, Daniel	1	0	0	0	0
Parker, Jeff	5	1	2	3	28
Patrick, James	38	0	2	2	14
Patrick, Steve	8	0	1	1	6
Patterson, Colin	13	1	1	2	2
Pearson, Scott	5	0	0	0	4
Peca, Michael	49	8	13	21	38
Perreault, Gilbert	90	33	70	103	44
Peterson, Brent	22	2	3	5	50
Plante, Derek	30	5	9	14	14
Playfair, Larry	40	0	6	6	97
Pominville, Jason	45	12	16	28	12
Pratt, Tracy	6	0	0	0	6
Presley, Wayne	27	9	5	14	42
Priestlay, Ken	14	0	0	0	21
Primeau, Wayne	42	4	7	11	18
Puppa, Daren	11	0	0	0	0
Pyatt, Taylor	14	0	5	5	10

## R

PLAYER	GP	G	A	PTS	PIM
Ramsay, Craig	89	17	31	48	27
Ramsey, Mike	72	8	18	26	158
Rasmussen, Erik	27	2	5	7	22
Ray, Rob	55	3	2	5	169
Reekie, Joe	2	0	0	0	4
Richard, Jacques	12	2	1	3	7





# All-Time Playoff Scoring PLAYOFF HISTORY

## R

PLAYER	GP	G	A	PTS	PIM
Rivet, Craig	6	1	0	1	11
Robert, Rene	47	22	17	39	71
Robitaille, Mike	6	0	0	0	0
Roloson, Dwayne	4	0	0	0	0
Ronan, Ed	6	1	0	1	6
Roy, Derek	41	7	18	25	34
Ruff, Lindy	42	11	10	21	164
Ruuttu, Christian	23	3	8	11	43

## S

PLAYER	GP	G	A	PTS	PIM
Sanderson, Geoff	38	7	9	16	26
Satan, Miroslav	51	13	21	34	14
Sauve, Bob	23	0	0	0	2
Sauve, Jean Francois	7	2	2	4	0
Savard, Andre	45	5	11	16	40
Schock, Ron	2	0	0	0	0
Schoenfeld, Jim	75	3	13	16	151
Schultz, Dave	3	0	2	2	4
Seiling, Ric	55	14	14	28	31
Sekera, Andrej	8	1	0	1	11
Shannon, Darrin	14	1	3	4	8
Shannon, Darryl	29	4	7	11	16
Sheppard, Ray	7	1	2	3	2
Shields, Steve	10	0	0	0	9
Simon, Todd	5	1	0	1	0
Smehlik, Richard	83	1	14	15	38
Smith, Al	1	0	0	0	0
Smith, Derek	30	9	14	23	13
Smith, Doug	1	0	0	0	0
Snuggerud, Dave	12	1	3	4	6
Spacek, Jaroslav	16	0	0	0	10
Spencer, Brian	31	1	4	5	12
Stafford, Drew	20	3	4	7	6
Stanfeild, Fred	31	2	5	7	0
Stewart, Bill	9	0	3	3	0
Sutton, Ken	25	3	4	7	14
Svoboda, Petr	10	1	4	5	10
Sweeney, Bob	14	2	2	4	12
Sylvester, Dean	4	0	0	0	2

## T-U

PLAYER	GP	G	A	PTS	PIM
Tallinder, Henrik	36	2	10	12	28
Tanti, Tony	12	2	3	5	12
Taylor, Chris	2	0	0	0	2
Terbenche, Paul	6	0	0	0	0
Tidey, Alex	2	0	0	0	0
Torres, Raffi	4	0	2	2	12
Trefilov, Andrei	1	0	0	0	0
Tsyplakov, Vladimir	14	1	1	2	8
Tucker, John	17	9	11	20	18
Turgeon, Pierre	23	12	13	25	14

## V

PLAYER	GP	G	A	PTS	PIM
Vaive, Rick	17	7	5	12	20
Van Boxmeer, John	35	5	14	19	35
Vanek, Thomas	36	15	5	20	18
Varada, Vaclav	54	8	12	20	48
Virta, Hannu	17	1	3	4	6

## W-Y

PLAYER	GP	G	A	PTS	PIM
Wakaluk, Darcy	2	0	0	0	2
Ward, Dixon	53	12	17	29	46
Warrener, Rhett	38	1	5	6	38
Weber, Mike	7	0	1	1	6
Wells, Jay	7	0	1	1	12
Wiemer, Jim	1	0	0	0	0
Wilson, Mike	25	0	2	2	15
Wood, Randy	21	3	5	8	10
Woolley, Jason	49	7	27	34	26

## Z

PLAYER	GP	G	A	PTS	PIM
Zhitnik, Alexei	70	6	21	27	138
Zubrus, Dainius	15	0	8	8	8





**PLAYOFF HISTORY****All-Time Goaltender Statistics | Playoffs**

Player	GP	MIN	GA	EN	SO	SV%	GAA	W	L
Barrasso, Tom	12	660:53	46	1	0	.860	4.18	3	8
Cloutier, Jacques	4	238:08	10	1	1	.906	2.52	1	3
Crozier, Roger	9	538:16	25	1	0	.903	2.79	5	4
Desjardins, Gerry	25	1,379:16	75	1	0	.869	3.26	11	11
Draper, Tom	7	433:22	19	0	1	.905	2.63	3	4
Dryden, Dave	2	119:19	9	0	0	.873	4.53	0	2
Edwards, Don	31	1,845:55	98	3	1	.886	3.19	13	18
Enroth, Jhonas	1	17:11	1	0	0	.875	3.49	0	0
Fuhr, Grant	8	473:53	27	0	1	.875	3.42	3	4
Harrison, Paul	1	25:32	1	0	0	.875	2.35	0	0
Hasek, Dominik	68	4,290:16	146	6	6	.930	2.04	37	30
Malarchuk, Clint	5	305:06	22	0	0	.851	4.33	2	3
Miller, Ryan	47	2,945:10	121	4	3	.917	2.46	25	22
Myre, Phil	1	56:46	7	0	0	.759	7.40	0	0
Puppa, Daren	11	591:31	36	2	0	.881	3.65	3	6
Roloson, Dwayne	4	139:20	10	1	0	.851	4.31	1	1
Sauve, Bob	23	1,265:21	59	1	4	.894	2.80	13	9
Shields, Steve	10	569:35	26	3	1	.922	2.74	4	6
Smith, Al	1	17:11	1	0	0	.500	3.49	0	0
Trefilov, Andrei	1	5:11	0	0	0	1.000	0.00	0	0
Wakaluk, Darcy	2	37:15	2	0	0	.909	3.22	0	1







## Sabres All-Time Playoff Results

# PLAYOFF HISTORY

### 1973

DATE	SCORE	GOALTENDERS	WINNING GOAL
April 4, 1973	@ Montreal 2, Buffalo 1	K. Dryden/D. Dryden	Cournoyer (MTL)
April 5, 1973	@ Montreal 7, Buffalo 3	K. Dryden/D. Dryden	Lapointe (MTL)
April 7, 1973	Montreal 5, @ Buffalo 2	K. Dryden/Crozier	Wilson (MTL)
<b>April 8, 1973</b>	<b>@ Buffalo 5, Montreal 1</b>	<b>Crozier/K. Dryden</b>	<b>Perreault (BUF)</b>
<b>April 10, 1973</b>	<b>Buffalo 3, @ Montreal 2 (OT)</b>	<b>Crozier/K. Dryden</b>	<b>Robert (BUF)</b>
April 12, 1973	Montreal 4, @ Buffalo 2	K. Dryden/Crozier	Lapointe (MTL)

(MONTREAL WINS SERIES 4 GAMES TO 2)

### 1975

DATE	SCORE	GOALTENDERS	WINNING GOAL
April 13, 1975	@ Buffalo 4, Chicago 1	Desjardins/Esposito	Perreault (BUF)
April 15, 1975	@ Buffalo 3, Chicago 1	Desjardins/Esposito	Dudley (BUF)
April 17, 1975	@ Chicago 5, Buffalo 4 (OT)	Esposito/Desjardins	Mikita (CHI)
<b>April 20, 1975</b>	<b>Buffalo 6, @ Chicago 2</b>	<b>Desjardins/Esposito</b>	<b>R. Martin (BUF)</b>
April 22, 1975	@ Buffalo 3, Chicago 1	Desjardins/Esposito	Robert (BUF)

(BUFFALO WINS SERIES 4 GAMES TO 1)

DATE	SCORE	GOALTENDERS	WINNING GOAL
April 27, 1975	@ Buffalo 6, Montreal 5 (OT)	Desjardins & Crozier/Dryden	Gare (BUF)
April 29, 1975	@ Buffalo 4, Montreal 2	Crozier/Dryden	Ramsay (BUF)
May 1, 1975	@ Montreal 7, Buffalo 0	Dryden/Crozier & Desjardins	Mahovich (MTL)
May 3, 1975	@ Montreal 8, Buffalo 2	Dryden/Desjardins	Lafleur (MTL)
<b>May 6, 1975</b>	<b>@ Buffalo 5, Montreal 4 (OT)</b>	<b>Desjardins/Dryden</b>	<b>Robert (BUF)</b>
May 8, 1975	Buffalo 4, @ Montreal 3	Desjardins/Dryden	Lorentz (BUF)

(BUFFALO WINS SERIES 4 GAMES TO 2)

DATE	SCORE	GOALTENDERS	WINNING GOAL
May 15, 1975	@ Philadelphia 4, Buffalo 1	Parent/Desjardins	Lonsberry (PHI)
May 18, 1975	@ Philadelphia 2, Buffalo 1	Parent/Desjardins	Clarke (PHI)
<b>May 20, 1975</b>	<b>@ Buffalo 5, Philadelphia 4 (OT)</b>	<b>Crozier/Parent</b>	<b>Robert (BUF)</b>
<b>May 22, 1975</b>	<b>@ Buffalo 4, Philadelphia 2</b>	<b>Desjardins/Parent</b>	<b>Lorentz (BUF)</b>
May 25, 1975	@ Philadelphia 5, Buffalo 1	Parent/Desjardins	Dornhoefer (PHI)
May 27, 1975	Philadelphia 2, @ Buffalo 0	Parent/Crozier	Kelly (PHI)

(PHILADELPHIA WINS SERIES 4 GAMES TO 2)

### 1976

DATE	SCORE	GOALTENDERS	WINNING GOAL
April 6, 1976	@ St. Louis 5, Buffalo 2	Staniowski/Desjardins	Patey (STL)
<b>April 8, 1976</b>	<b>@ Buffalo 3, St. Louis 2 (OT)</b>	<b>Desjardins/Staniowski</b>	<b>Gare (BUF)</b>
April 9, 1976	@ Buffalo 2, St. Louis 1 (OT)	Desjardins/Staniowski	Luce (BUF)

(BUFFALO WINS SERIES 2 GAMES TO 1)

DATE	SCORE	GOALTENDERS	WINNING GOAL
April 11, 1976	@ Buffalo 5, N.Y. Islanders 3	Desjardins/Resch & Smith	R. Martin (BUF)
<b>April 13, 1976</b>	<b>@ Buffalo 3, N.Y. Islanders 2 (OT)</b>	<b>Desjardins/Smith</b>	<b>Gare (BUF)</b>
April 15, 1976	@ N.Y. Islanders 5, Buffalo 3	Smith/Desjardins	MacMillan (NYI)
April 17, 1976	@ N.Y. Islanders 4, Buffalo 2	Smith/Desjardins	Potvin (NYI)
April 20, 1976	N.Y. Islanders 4, @ Buffalo 2	Smith/Desjardins	Marshall (NYI)
April 22, 1976	@ N.Y. Islanders 3, Buffalo 2	Smith/Desjardins	Gillies (NYI)

(N.Y. ISLANDERS WIN SERIES 4 GAMES TO 2)







## Sabres All-Time Playoff Results

# PLAYOFF HISTORY

### 1977

DATE	SCORE	GOALTENDERS	WINNING GOAL
April 5, 1977	@ Buffalo 4, Minnesota 2	Edwards/LoPresti	Korab (BUF)
April 7, 1977	Buffalo 7, @ Minnesota 1	Edwards/LoPresti & Smith	R. Martin (BUF)

(BUFFALO WINS SERIES 2 GAMES TO 0)

DATE	SCORE	GOALTENDERS	WINNING GOAL
April 11, 1977	@ N.Y. Islanders 4, Buffalo 2	Smith/Edwards	Gillies (NYI)
April 13, 1977	@ N.Y. Islanders 4, Buffalo 2	Smith/Edwards	Gillies (NYI)
April 15, 1977	N.Y. Islanders 4, @ Buffalo 3	Smith/Edwards	Gillies (NYI)
April 17, 1977	N.Y. Islanders 4, @ Buffalo 3	Smith/Desjardins	MacMillan (NYI)

(N.Y. ISLANDERS WIN SERIES 4 GAMES TO 0)

### 1978

DATE	SCORE	GOALTENDERS	WINNING GOAL
April 11, 1978	@ Buffalo 4, N.Y. Rangers 1	Edwards/Thomas	R. Martin (BUF)
April 13, 1978	@ N.Y. Rangers 4, Buffalo 3 (OT)	Davidson/Edwards	Murdoch (NYR)
April 15, 1978	@ Buffalo 4, N.Y. Rangers 1	Edwards/Thomas	Ramsay (BUF)

(BUFFALO WINS SERIES 2 GAMES TO 1)

DATE	SCORE	GOALTENDERS	WINNING GOAL
April 17, 1978	@ Philadelphia 4, Buffalo 1	Parent/Edwards	Kelly (PHI)
April 19, 1978	@ Philadelphia 3, Buffalo 2	Parent/Edwards	Macleish (PHI)
April 22, 1978	@ Buffalo 4, Philadelphia 1	Edwards/Parent	Perreault (BUF)
April 23, 1978	Philadelphia 4, @ Buffalo 2	Parent/Edwards	Macleish (PHI)
April 25, 1978	@ Philadelphia 4, Buffalo 2	Parent/Edwards	Lonsberry (PHI)

(PHILADELPHIA WINS SERIES 4 GAMES TO 1)

### 1979

DATE	SCORE	GOALTENDERS	WINNING GOAL
April 10, 1979	Pittsburgh 4, @ Buffalo 3	Herron/Sauve	Kindrachuk (PIT)
April 12, 1979	Buffalo 3, @ Pittsburgh 1	Sauve/Herron	Richard (BUF)
April 14, 1979	Pittsburgh 4, @ Buffalo 3 (OT)	Herron/Sauve	Ferguson (PIT)

(PITTSBURGH WINS SERIES 2 GAMES TO 1)

### 1980

DATE	SCORE	GOALTENDERS	WINNING GOAL
April 8, 1980	@ Buffalo 2, Vancouver 1	Edwards/Bromley	Luce (BUF)
April 9, 1980	@ Buffalo 6, Vancouver 0	Sauve/Bromley & Hanlon	Ramsay (BUF)
April 11, 1980	@ Vancouver 5, Buffalo 4	Hanlon & Bromley/Edwards	Brasar (VAN)
April 12, 1980	Buffalo 3, @ Vancouver 1	Sauve/Bromley	Perreault (BUF)

(BUFFALO WINS SERIES 3 GAMES TO 1)

DATE	SCORE	GOALTENDERS	WINNING GOAL
April 16, 1980	@ Buffalo 5, Chicago 0	Edwards/Esposito	Van Boxmeeer (BUF)
April 17, 1980	@ Buffalo 6, Chicago 4	Sauve/Veisor	Gare (BUF)
April 19, 1980	Buffalo 2, @ Chicago 1	Edwards/Esposito	Dudley (BUF)
April 20, 1980	Buffalo 3, @ Chicago 2	Sauve/Esposito	Perreault (BUF)

(BUFFALO WINS SERIES 4 GAMES TO 0)







## Sabres All-Time Playoff Results

# PLAYOFF HISTORY

### 1980

DATE	SCORE	GOALTENDERS	WINNING GOAL
April 29, 1980	N.Y. Islanders 4, @ Buffalo 1	Smith/Edwards	Bossy (NYI)
May 1, 1980	N.Y. Islanders 2, @ Buffalo 1 (2OT)	Smith/Sauve	Nystrom (NYI)
May 3, 1980	@ N.Y. Islanders 7, Buffalo 4	Smith/Edwards	Henning (NYI)
<b>May 6, 1980</b>	<b>Buffalo 7, @ N.Y. Islanders 4</b>	<b>Sauve/Smith &amp; Resch</b>	<b>Smith (BUF)</b>
<b>May 8, 1980</b>	<b>@ Buffalo 2, N.Y. Islanders 0</b>	<b>Sauve/Resch</b>	<b>Van Boxmeer (BUF)</b>
May 10, 1980	@ N.Y. Islanders 5, Buffalo 2	Smith/Sauve	Lorimer (NYI)

(N.Y. ISLANDERS WIN SERIES 4 GAMES TO 2)

### 1981

DATE	SCORE	GOALTENDERS	WINNING GOAL
April 8, 1981	@ Buffalo 3, Vancouver 2 (OT)	Edwards/Brodeur	Haworth (BUF)
April 9, 1981	@ Buffalo 5, Vancouver 2	Edwards/Brodeur	Gare (BUF)
April 11, 1981	Buffalo 5, @ Vancouver 3	Edwards/Brodeur	Ruff (BUF)

(BUFFALO WINS SERIES 3 GAMES TO 0)

DATE	SCORE	GOALTENDERS	WINNING GOAL
April 16, 1981	Minnesota 4, @ Buffalo 3 (OT)	Meloche/Edwards	Payne (MIN)
April 17, 1981	Minnesota 5, @ Buffalo 2	Meloche/Edwards	Ciccarelli (MIN)
April 19, 1981	@ Minnesota 6, Buffalo 4	Meloche/Edwards	Brotten (MIN)
<b>April 20, 1981</b>	<b>Buffalo 5, @ Minnesota 4 (OT)</b>	<b>Edwards/Meloche</b>	<b>Ramsay (BUF)</b>
April 22, 1981	Minnesota 4, @ Buffalo 3	Beaupre/Edwards	MacAdam (MIN)

(MINNESOTA WINS SERIES 4 GAMES TO 1)

### 1982

DATE	SCORE	GOALTENDERS	WINNING GOAL
April 7, 1982	@ Boston 3, Buffalo 1	Moffat/Edwards	Park (BOS)
April 8, 1982	@ Boston 7, Buffalo 3	Moffat/Harrison	Pederson (BOS)
<b>April 10, 1982</b>	<b>@ Buffalo 5, Boston 2</b>	<b>Edwards/Moffat</b>	<b>Ramsay (BUF)</b>
April 11, 1982	Boston 5, @ Buffalo 2	Moffat/Edwards	O'Reilly (BOS)

(BOSTON WINS SERIES 3 GAMES TO 1)

### 1983

DATE	SCORE	GOALTENDERS	WINNING GOAL
April 6, 1983	Buffalo 1, @ Montreal 0	Sauve/Wamsley	Peterson (BUF)
April 7, 1983	Buffalo 3, @ Montreal 0	Sauve/Wamsley & Sevigny	McCourt (BUF)
April 9, 1983	@ Buffalo 4, Montreal 2	Sauve/Wamsley	McKegney (BUF)

(BUFFALO WINS SERIES 3 GAMES TO 0)

DATE	SCORE	GOALTENDERS	WINNING GOAL
April 14, 1983	Buffalo 7, @ Boston 4	Sauve/Peeters	McKegney (BUF)
April 15, 1983	@ Boston 5, Buffalo 3	Peeters/Sauve	Bourque (BOS)
<b>April 17, 1983</b>	<b>@ Buffalo 4, Boston 3</b>	<b>Sauve/Peeters</b>	<b>Ramsay (BUF)</b>
April 18, 1983	Boston 6, @ Buffalo 2	Peeters/Sauve	Middleton (BOS)
April 20, 1983	@ Boston 9, Buffalo 0	Peeters/Sauve & Myre	Crowder (BOS)
<b>April 22, 1983</b>	<b>@ Buffalo 5, Boston 3</b>	<b>Sauve/Peeters</b>	<b>Ruff (BUF)</b>
April 24, 1983	@ Boston 3, Buffalo 2 (OT)	Peeters/Sauve	Park (BOS)

(BOSTON WINS SERIES 4 GAMES TO 3)







## Sabres All-Time Playoff Results

# PLAYOFF HISTORY

### 1984

DATE	SCORE	GOALTENDERS	WINNING GOAL
April 4, 1984	Quebec 3, @ Buffalo 2	Bouchard/Barrasso & Sauve	M. Stastny (QUE)
April 5, 1984	Quebec 6, @ Buffalo 2	Bouchard/Sauve & Barrasso	Savard (QUE)
April 7, 1984	@ Quebec 4, Buffalo 1	Bouchard/Barrasso	J.F. Sauve (QUE)

**(QUEBEC WINS SERIES 3 GAMES TO 0)**

### 1985

DATE	SCORE	GOALTENDERS	WINNING GOAL
April 10, 1985	@ Quebec 5, Buffalo 2	Gosselin/Barrasso	A. Stastny (QUE)
April 11, 1985	@ Quebec 3, Buffalo 2	Gosselin/Barrasso	Rocheftort (QUE)
<b>April 13, 1985</b>	<b>@ Buffalo 6, Quebec 4</b>	<b>Barrasso/Gosselin</b>	<b>Andreychuk (BUF)</b>
<b>April 14, 1985</b>	<b>@ Buffalo 7, Quebec 4</b>	<b>Barrasso/Bouchard</b>	<b>Andreychuk (BUF)</b>
April 16, 1985	@ Quebec 6, Buffalo 5	Gosselin/Barrasso	Ashton (QUE)

**(QUEBEC WINS SERIES 3 GAMES TO 2)**

### 1988

DATE	SCORE	GOALTENDERS	WINNING GOAL
April 6, 1988	@ Boston 7, Buffalo 3	Lemelin/Barrasso & Puppa	Kluzak (BOS)
April 7, 1988	@ Boston 4, Buffalo 1	Lemelin/Barrasso	Shoebottom (BOS)
<b>April 9, 1988</b>	<b>@ Buffalo 6, Boston 2</b>	<b>Barrasso/Moog</b>	<b>Tucker (BUF)</b>
<b>April 10, 1988</b>	<b>@ Buffalo 6, Boston 5 (OT)</b>	<b>Puppa/Lemelin</b>	<b>Tucker (BUF)</b>
April 12, 1988	@ Boston 5, Buffalo 4	Lemelin/Puppa	Middleton (BOS)
April 14, 1988	Boston 5, @ Buffalo 2	Moog/Barrasso	Plett (BOS)

**(BOSTON WINS SERIES 4 GAMES TO 2)**

### 1990

DATE	SCORE	GOALTENDERS	WINNING GOAL
<b>April 5, 1990</b>	<b>@ Buffalo 4, Montreal 1</b>	<b>Puppa/Roy</b>	<b>Vaive (BUF)</b>
April 7, 1990	Montreal 3, @ Buffalo 0	Roy/Puppa	Naslund (MTL)
April 9, 1990	@ Montreal 2, Buffalo 1 (OT)	Roy/Puppa	Skrudland (MTL)
<b>April 11, 1990</b>	<b>Buffalo 4, @ Montreal 2</b>	<b>Puppa/Roy</b>	<b>Turgeon (BUF)</b>
April 13, 1990	Montreal 4, @ Buffalo 2	Roy/Puppa	Richer (MTL)
April 15, 1990	@ Montreal 5, Buffalo 2	Roy/Puppa	Lemieux (MTL)

**(MONTREAL WINS SERIES 4 GAMES TO 2)**

### 1991

DATE	SCORE	GOALTENDERS	WINNING GOAL
April 3, 1991	@ Montreal 7, Buffalo 5	Roy/Puppa & Wakaluk	Gilchrist (MTL)
April 5, 1991	@ Montreal 5, Buffalo 4	Roy/Puppa	Carbonneau (MTL)
<b>April 7, 1991</b>	<b>@ Buffalo 5, Montreal 4</b>	<b>Malarchuk/Roy</b>	<b>Ramsey (BUF)</b>
<b>April 9, 1991</b>	<b>@ Buffalo 6, Montreal 4</b>	<b>Malarchuk/Roy &amp; Racicot</b>	<b>Ray (BUF)</b>
April 11, 1991	@ Montreal 4, Buffalo 3 (OT)	Roy/Malarchuk	Courttnall (MTL)
April 13, 1991	Montreal 5, @ Buffalo 1	Roy & Racicot/Malarchuk	Corson (MTL)

**(MONTREAL WINS SERIES 4 GAMES TO 2)**







## Sabres All-Time Playoff Results

# PLAYOFF HISTORY

### 1992

DATE	SCORE	GOALTENDERS	WINNING GOAL
<b>April 19, 1992</b>	<b>Buffalo 3, @ Boston 2</b>	<b>Draper/Moog</b>	<b>Bodger (BUF)</b>
April 21, 1992	@ Boston 3, Buffalo 2 (OT)	Moog/Draper	Oates (BOS)
April 23, 1992	Boston 3, @ Buffalo 2	Moog/Draper	Oates (BOS)
April 25, 1992	Boston 5, @ Buffalo 4 (OT)	Moog/Draper	Donato (BOS)
<b>April 27, 1992</b>	<b>Buffalo 2, @ Boston 0</b>	<b>Draper/Moog</b>	<b>LaFontaine (BUF)</b>
<b>April 29, 1992</b>	<b>@ Buffalo 9, Boston 3</b>	<b>Draper/Moog &amp; Lemelin</b>	<b>May (BUF)</b>
May 1, 1992	@ Boston 3, Buffalo 2	Moog/Draper	Reid (BOS)

**(BOSTON WINS SERIES 4 GAMES TO 3)**

### 1993

DATE	SCORE	GOALTENDERS	WINNING GOAL
<b>April 18, 1993</b>	<b>Buffalo 5, @ Boston 4 (OT)</b>	<b>Fuhr/Moog</b>	<b>Sweeney (BUF)</b>
<b>April 20, 1993</b>	<b>Buffalo 4, @ Boston 0</b>	<b>Fuhr/Moog &amp; Blue</b>	<b>Presley (BUF)</b>
<b>April 22, 1993</b>	<b>@ Buffalo 4, Boston 3 (OT)</b>	<b>Fuhr/Blue</b>	<b>Khmylev (BUF)</b>
<b>April 24, 1993</b>	<b>@ Buffalo 6, Boston 5 (OT)</b>	<b>Fuhr &amp; Hasek/Moog</b>	<b>May (BUF)</b>

**(BUFFALO WINS SERIES 4 GAMES TO 0)**

DATE	SCORE	GOALTENDERS	WINNING GOAL
May 2, 1993	@ Montreal 4, Buffalo 3	Roy/Fuhr	Damphousse (MTL)
May 4, 1993	@ Montreal 4, Buffalo 3 (OT)	Roy/Fuhr	Carbonneau (MTL)
May 6, 1993	Montreal 4, @ Buffalo 3 (OT)	Roy/Fuhr	Dionne (MTL)
May 8, 1993	Montreal 4, @ Buffalo 3 (OT)	Roy/Fuhr	Muller (MTL)

**(MONTREAL WINS SERIES 4 GAMES TO 0)**

### 1994

DATE	SCORE	GOALTENDERS	WINNING GOAL
<b>April 17, 1994</b>	<b>Buffalo 2, @ New Jersey 0</b>	<b>Hasek/Brodeur</b>	<b>Simon (BUF)</b>
April 19, 1994	@ New Jersey 2, Buffalo 1	Brodeur/Hasek	Stevens (NJD)
April 21, 1994	New Jersey 2, @ Buffalo 1	Brodeur/Hasek	Albelin (NJD)
<b>April 23, 1994</b>	<b>@ Buffalo 5, New Jersey 3</b>	<b>Hasek/Brodeur</b>	<b>Presley (BUF)</b>
April 25, 1994	@ New Jersey 5, Buffalo 3	Brodeur/Hasek	Lemieux (NJD)
<b>April 27, 1994</b>	<b>@ Buffalo 1, New Jersey 0 (4OT)</b>	<b>Hasek/Brodeur</b>	<b>Hannan (BUF)</b>
April 29, 1994	@ New Jersey 2, Buffalo 1	Brodeur/Hasek	Lemieux (NJD)

**(NEW JERSEY WINS SERIES 4 GAMES TO 3)**

### 1995

DATE	SCORE	GOALTENDERS	WINNING GOAL
May 7, 1995	@ Philadelphia 4, Buffalo 3 (OT)	Hextall/Hasek	Dykhuis (PHI)
May 8, 1995	@ Philadelphia 3, Buffalo 1	Hextall/Hasek	DiMaio (PHI)
<b>May 10, 1995</b>	<b>@ Buffalo 3, Philadelphia 1</b>	<b>Hasek/Hextall</b>	<b>Presley (BUF)</b>
May 12, 1995	Philadelphia 4, @ Buffalo 2	Hextall/Hasek	Desjardins (PHI)
May 14, 1995	@ Philadelphia 6, Buffalo 4	Hextall/Hasek	LeClair (PHI)

**(PHILADELPHIA WINS SERIES 4 GAMES TO 1)**





# Sabres All-Time Playoff Results

## PLAYOFF HISTORY

### 1997

DATE	SCORE	GOALTENDERS	WINNING GOAL
April 17, 1997	@ Buffalo 3, Ottawa 1	Hasek/Tugnutt	Plante (BUF)
April 19, 1997	Ottawa 3, @ Buffalo 1	Tugnutt/Hasek	Duchesne (OTT)
April 21, 1997	Buffalo 3, @ Ottawa 2	Hasek & Shields/Tugnutt	Ward (BUF)
April 23, 1997	@ Ottawa 1, Buffalo 0 (OT)	Tugnutt/Shields	Alfredsson (OTT)
April 25, 1997	Ottawa 4, @ Buffalo 1	Tugnutt/Shields & Trefilov	Alfredsson (OTT)
April 27, 1997	Buffalo 3, @ Ottawa 0	Shields/Tugnutt	Holzinger (BUF)
April 29, 1997	@ Buffalo 3, Ottawa 2 (OT)	Shields/Tugnutt	Plante (BUF)

(BUFFALO WINS SERIES 4 GAMES TO 3)

DATE	SCORE	GOALTENDERS	WINNING GOAL
May 3, 1997	Philadelphia 5, @ Buffalo 3	Snow/Shields	Podein (PHI)
May 5, 1997	Philadelphia 2, @ Buffalo 1	Snow/Shields	Therien (PHI)
May 7, 1997	@ Philadelphia 4, Buffalo 1	Snow/Shields	Hawerchuk (PHI)
May 9, 1997	Buffalo 5, @ Philadelphia 4 (OT)	Shields/Snow	Ronan (BUF)
May 11, 1997	Philadelphia 6, @ Buffalo 3	Hextall/Shields	Zubrus (PHI)

(PHILADELPHIA WINS SERIES 4 GAMES TO 1)

### 1998

DATE	SCORE	GOALTENDERS	WINNING GOAL
April 22, 1998	Buffalo 3, @ Philadelphia 2	Hasek/Burke	Audette (BUF)
April 24, 1998	@ Philadelphia 3, Buffalo 2	Burke/Hasek	LeClair (PHI)
April 27, 1998	@ Buffalo 6, Philadelphia 1	Hasek/Burke & Hextall	Grosek (BUF)
April 29, 1998	@ Buffalo 4, Philadelphia 1	Hasek/Burke	Satan (BUF)
May 1, 1998	Buffalo 3, @ Philadelphia 2 (OT)	Hasek/Burke	Grosek (BUF)

(BUFFALO WINS SERIES 4 GAMES TO 1)

DATE	SCORE	GOALTENDERS	WINNING GOAL
May 8, 1998	@ Buffalo 3, Montreal 2 (OT)	Hasek/Moog	Sanderson (BUF)
May 10, 1998	@ Buffalo 6, Montreal 3	Hasek/Moog & Thibault	Barnaby (BUF)
May 12, 1998	Buffalo 5, @ Montreal 4 (2OT)	Hasek/Thibault & Theodore	Peca (BUF)
May 14, 1998	Buffalo 3, @ Montreal 1	Hasek/Moog & Theodore	Audette (BUF)

(BUFFALO WINS SERIES 4 GAMES TO 0)

DATE	SCORE	GOALTENDERS	WINNING GOAL
May 23, 1998	Buffalo 2, @ Washington 0	Hasek/Kolzig	Grosek (BUF)
May 25, 1998	@ Washington 3, Buffalo 2 (OT)	Kolzig/Hasek	Krygier (WSH)
May 28, 1998	Washington 4, @ Buffalo 3 (OT)	Kolzig/Hasek	Bondra (WSH)
May 30, 1998	Washington 2, @ Buffalo 0	Kolzig/Hasek	Berube (WSH)
June 2, 1998	Buffalo 2, @ Washington 1	Hasek/Kolzig	Woolley (BUF)
June 4, 1998	Washington 3, @ Buffalo 2 (OT)	Kolzig/Hasek	Juneau (WSH)

(WASHINGTON WINS SERIES 4 GAMES TO 2)

### 1999

DATE	SCORE	GOALTENDERS	WINNING GOAL
April 21, 1999	Buffalo 2, @ Ottawa 1	Hasek/Tugnutt	Brown (BUF)
April 23, 1999	Buffalo 3, @ Ottawa 2 (2OT)	Hasek/Rhodes	Satan (BUF)
April 25, 1999	@ Buffalo 3, Ottawa 0	Hasek/Rhodes	Ward (BUF)
April 27, 1999	@ Buffalo 4, Ottawa 3	Hasek/Tugnutt	Zhitnik (BUF)

(BUFFALO WINS SERIES 4 GAMES TO 0)





# Sabres All-Time Playoff Results

## PLAYOFF HISTORY

### 1999

DATE	SCORE	GOALTENDERS	WINNING GOAL
May 6, 1999	@ Boston 4, Buffalo 2	Dafoe/Hasek	Thornton (BOS)
<b>May 9, 1999</b>	<b>Buffalo 3, @ Boston 1</b>	<b>Hasek/Dafoe</b>	<b>Brown (BUF)</b>
May 12, 1999	@ Buffalo 3, Boston 2	Hasek/Dafoe	Ward (BUF)
May 14, 1999	@ Buffalo 3, Boston 0	Hasek/Dafoe	Zhitnik (BUF)
May 16, 1999	@ Boston 5, Buffalo 3	Dafoe/Hasek & Roloson	Khristich (BOS)
May 18, 1999	@ Buffalo 3, Boston 2	Hasek/Dafoe	Brown (BUF)

(BUFFALO WINS SERIES 4 GAMES TO 2)

DATE	SCORE	GOALTENDERS	WINNING GOAL
May 23, 1999	Buffalo 5, @ Toronto 4	Roloson/Joseph	Sanderson (BUF)
May 25, 1999	@ Toronto 6, Buffalo 3	Joseph/Roloson	Perreault (TOR)
May 27, 1999	@ Buffalo 4, Toronto 2	Hasek & Roloson/Joseph	Barnes (BUF)
May 29, 1999	@ Buffalo 5, Toronto 2	Hasek/Joseph & Healy	Ray (BUF)
May 31, 1999	Buffalo 4, @ Toronto 2	Hasek/Joseph	Rasmussen (BUF)

(BUFFALO WINS SERIES 4 GAMES TO 1)

DATE	SCORE	GOALTENDERS	WINNING GOAL
June 8, 1999	Buffalo 3, @ Dallas 2 (OT)	Hasek/Belfour	Woolley (BUF)
June 10, 1999	@ Dallas 4, Buffalo 2	Belfour/Hasek	Hull (DAL)
June 12, 1999	Dallas 2, @ Buffalo 1	Belfour/Hasek	Nieuwendyk (DAL)
June 15, 1999	@ Buffalo 2, Dallas 1	Hasek/Belfour	Ward (BUF)
June 17, 1999	@ Dallas 2, Buffalo 0	Belfour/Hasek	Sydor (DAL)
June 19, 1999	Dallas 2, @ Buffalo 1 (3OT)	Belfour/Hasek	Hull (DAL)

(DALLAS WINS SERIES 4 GAMES TO 2)

### 2000

DATE	SCORE	GOALTENDERS	WINNING GOAL
April 13, 2000	@ Philadelphia 3, Buffalo 2	Boucher/Hasek	Gagne (PHI)
April 14, 2000	@ Philadelphia 2, Buffalo 1	Boucher/Hasek	Desjardins (PHI)
April 16, 2000	Philadelphia 2, @ Buffalo 0	Boucher/Hasek	LeClair (PHI)
<b>April 18, 2000</b>	<b>@ Buffalo 3, Philadelphia 2 (OT)</b>	<b>Hasek/Boucher</b>	<b>Barnes (BUF)</b>
April 20, 2000	@ Philadelphia 5, Buffalo 2	Boucher/Hasek	Langkow (PHI)

(PHILADELPHIA WINS SERIES 4 GAMES TO 1)

### 2001

DATE	SCORE	GOALTENDERS	WINNING GOAL
April 11, 2001	Buffalo 2, @ Philadelphia 1	Hasek/Cechmanek	Gilmour (BUF)
April 14, 2001	Buffalo 4, @ Philadelphia 3 (OT)	Hasek/Cechmanek	McKee (BUF)
April 16, 2001	Philadelphia 3, @ Buffalo 2	Cechmanek/Hasek	Delmore (PHI)
April 17, 2001	@ Buffalo 4, Philadelphia 3 (OT)	Hasek/Cechmanek	Brown (BUF)
April 19, 2001	@ Philadelphia 3, Buffalo 1	Cechmanek/Hasek	Recchi (PHI)
April 21, 2001	@ Buffalo 8, Philadelphia 0	Hasek/Cechmanek & Boucher	Gratton (BUF)

(BUFFALO WINS SERIES 4 GAMES TO 2)

DATE	SCORE	GOALTENDERS	WINNING GOAL
April 26, 2001	Pittsburgh 3, @ Buffalo 0	Hedberg/Hasek	Lemieux (PIT)
April 28, 2001	Pittsburgh 3 @ Buffalo 1	Hedberg/Hasek	Ference (PIT)
April 30, 2001	Buffalo 4, @ Pittsburgh 1	Hasek/Hedberg	Woolley (BUF)
May 2, 2001	Buffalo 5, @ Pittsburgh 2	Hasek/Hedberg	Barnes (BUF)
May 5, 2001	@ Buffalo 3, Pittsburgh 2 (OT)	Hasek/Hedberg	Barnes (BUF)
May 8, 2001	@ Pittsburgh 3, Buffalo 2 (OT)	Hedberg/Hasek	Straka (PIT)
May 10, 2001	Pittsburgh 3, @ Buffalo 2 (OT)	Hedberg & Aubin/Hasek	Kasparaitis (PIT)

(PITTSBURGH WINS SERIES 4 GAMES TO 3)







## Sabres All-Time Playoff Results

# PLAYOFF HISTORY

### 2006

DATE	SCORE	GOALTENDERS	WINNING GOAL
April 22, 2006	@ Buffalo 3, Philadelphia 2 (2OT)	Miller/Esche	Briere (BUF)
April 24, 2006	@ Buffalo 8, Philadelphia 2	Miller/Esche & Niitymaki	Kotalik (BUF)
April 26, 2006	@ Philadelphia 4, Buffalo 2	Esche/Miller	Forsberg (PHI)
April 28, 2006	@ Philadelphia 5, Buffalo 4	Esche/Miller	Forsberg (PHI)
April 30, 2006	@ Buffalo 3, Philadelphia 0	Miller/Esche	Connolly (BUF)
May 2, 2006	Buffalo 7, @ Philadelphia 1	Miller/Esche & Niitymaki	Kotalik (BUF)

(BUFFALO WINS SERIES 4 GAMES TO 2)

DATE	SCORE	GOALTENDERS	WINNING GOAL
May 7, 2006	Buffalo 7, @ Ottawa 6 (OT)	Miller/Emery	Drury (BUF)
May 8, 2006	Buffalo 2, @ Ottawa 1	Miller/Emery	Hecht (BUF)
May 10, 2006	@ Buffalo 3, Ottawa 2 (OT)	Miller/Emery	Dumont (BUF)
May 11, 2006	Ottawa 2, @ Buffalo 1	Emery/Miller	Redden (OTT)
May 13, 2006	Buffalo 3, @ Ottawa 2 (OT)	Miller/Emery	Pominville (BUF)

(BUFFALO WINS SERIES 4 GAMES TO 1)

DATE	SCORE	GOALTENDERS	WINNING GOAL
May 20, 2006	Buffalo 3, @ Carolina 2	Miller/Ward	McKee (BUF)
May 22, 2006	@ Carolina 4, Buffalo 3	Ward/Miller	Williams (CAR)
May 24, 2006	@ Buffalo 4, Carolina 3	Miller/Ward & Gerber	Kotalik (BUF)
May 26, 2006	Carolina 4, @ Buffalo 0	Gerber/Miller	Recchi (CAR)
May 28, 2006	@ Carolina 4, Buffalo 3 (OT)	Gerber & Ward/Miller	Stillman (CAR)
May 30, 2006	@ Buffalo 2, Carolina 1 (OT)	Miller/Ward	Briere (BUF)
June 1, 2006	@ Carolina 4, Buffalo 2	Ward/Miller	Brind'Amour (CAR)

(CAROLINA WINS SERIES 4 GAMES TO 3)

### 2007

DATE	SCORE	GOALTENDERS	WINNING GOAL
April 12, 2007	@ Buffalo 4, NY Islanders 1	Miller/Dubielewicz	Drury (BUF)
April 14, 2007	NY Islanders 3, @ Buffalo 2	DiPietro/Miller	Bergeron (NYI)
April 16, 2007	Buffalo 3, @ NY Islanders 2	Miller/DiPietro	Briere (BUF)
April 18, 2007	Buffalo 4, @ NY Islanders 2	Miller/DiPietro	Drury (BUF)
April 20, 2007	@ Buffalo 4, NY Islanders 3	Miller/DiPietro	Afinogenov (BUF)

(BUFFALO WINS SERIES 4 GAMES TO 1)

DATE	SCORE	GOALTENDERS	WINNING GOAL
April 25, 2007	@ Buffalo 5, NY Rangers 2	Miller/Lundqvist	Vanek (BUF)
April 27, 2007	@ Buffalo 3, NY Rangers 2	Miller/Lundqvist	Vanek (BUF)
April 29, 2007	@ NY Rangers 2, Buffalo 1 (OT)	Lundqvist/Miller	Rozsival (NYR)
May 1, 2007	@ NY Rangers 2, Buffalo 1	Lundqvist/Miller	Shanahan (NYR)
May 4, 2007	@ Buffalo 2, NY Rangers 1 (OT)	Miller/Lundqvist	Afinogenov (BUF)
May 6, 2007	Buffalo 5, @ NY Rangers 4	Miller/Lundqvist	Hecht (BUF)

(BUFFALO WINS SERIES 4 GAMES TO 2)

DATE	SCORE	GOALTENDERS	WINNING GOAL
May 10, 2007	Ottawa 5, @ Buffalo 2	Emery/Miller	Saprykin (OTT)
May 12, 2007	Ottawa 4, @ Buffalo 3 (2OT)	Emery/Miller	Corvo (OTT)
May 14, 2007	@ Ottawa 1, Buffalo 0	Emery/Miller	Alfredsson (OTT)
May 16, 2007	Buffalo 3, @ Ottawa 2	Miller/Emery	Drury (BUF)
May 19, 2007	Ottawa 3, @ Buffalo 2 (OT)	Emery/Miller	Alfredsson (OTT)

(OTTAWA WINS SERIES 4 GAMES TO 1)







## Sabres All-Time Playoff Results

# PLAYOFF HISTORY

### 2010

#### DATE

April 15, 2010  
 April 17, 2010  
 April 19, 2010  
 April 21, 2010  
**April 23, 2010**  
 April 26, 2010

#### SCORE

@ **Buffalo 2, Boston 1**  
 Boston 5, @ Buffalo 3  
 @ Boston 2, Buffalo 1  
 @ Boston 3, Buffalo 2 (2OT)  
 @ **Buffalo 4, Boston 1**  
 @ Boston 4, Buffalo 3

#### GOALTENDERS

**Miller/Rask**  
 Rask/Miller  
 Rask/Miller  
 Rask/Miller  
**Miller/Rask**  
 Rask/Miller

#### WINNING GOAL

**Rivet (BUF)**  
 Chara (BOS)  
 Bergeron (BOS)  
 Satan (BOS)  
**Pominville (BUF)**  
 Satan (BOS)

**(BOSTON WINS SERIES 4 GAMES TO 2)**

### 2011

#### DATE

April 14, 2011  
 April 16, 2011  
 April 18, 2011  
**April 20, 2011**  
**April 22, 2011**  
 April 24, 2011  
 April 26, 2011

#### SCORE

**Buffalo 1, @ Philadelphia 0**  
 @Philadelphia 5, Buffalo 4  
 Philadelphia 4, @ Buffalo 2  
 @ **Buffalo 1, Philadelphia 0**  
**Buffalo 4, @ Philadelphia 3 (OT)**  
 Philadelphia 5, @ Buffalo 4 (OT)  
 @ Philadelphia 5, Buffalo 2

#### GOALTENDERS

**Miller/Bobrovsky**  
 Boucher & Bobrovsky/Miller  
 Boucher/Miller  
**Miller/Boucher**  
**Miller/Boucher & Leighton**  
 Leighton & Boucher/Miller  
 Boucher/Miller & Enroth

#### WINNING GOAL

**Kaleta (BUF)**  
 Briere (PHI)  
 Zherdev (PHI)  
**Pominville (BUF)**  
**Ennis (BUF)**  
 Leino (PHI)  
 van Riemsdyk (PHI)

**(PHILADELPHIA WINS SERIES 4 GAMES TO 3)**







## Overtime Playoff History

# PLAYOFF HISTORY

### Overtime History | Playoffs

DATE	OPPONENT	SCORER	SCORE	TIME
April 10, 1973	@ Montreal	Rene Robert	3-2 BUF	9:18
April 17, 1975	@ Chicago	Stan Mikita	5-4 CHI	2:31
April 27, 1975	Montreal	Danny Gare	6-5 BUF	4:42
May 6, 1975	Montreal	Rene Robert	5-4 BUF	5:56
May 20, 1975	Philadelphia	Rene Robert	5-4 BUF	18:29
April 8, 1976	St. Louis	Danny Gare	3-2 BUF	11:43
April 9, 1976	St. Louis	Don Luce	2-1 BUF	14:27
April 13, 1976	N.Y. Islanders	Danny Gare	3-2 BUF	14:04
April 13, 1978	@ N.Y. Rangers	Don Murdoch	4-3 NYR	1:37
April 14, 1979	Pittsburgh	George Ferguson	4-3 PIT	0:47
May 1, 1980	N.Y. Islanders	Bob Nystrom	2-1 NYI	21:20
April 8, 1981	Vancouver	Alan Haworth	3-2 BUF	5:00
April 16, 1981	Minnesota	Steve Payne	4-3 MIN	0:22
April 20, 1981	@ Minnesota	Craig Ramsay	5-4 BUF	16:32
April 24, 1983	@ Boston	Brad Park	3-2 BOS	1:52
April 10, 1988	Boston	John Tucker	6-5 BUF	5:32
April 9, 1990	@ Montreal	Brian Skrudland	2-1 MTL	12:35
April 11, 1991	@ Montreal	Russ Courtnall	4-3 MTL	5:56
April 21, 1992	@ Boston	Adam Oates	3-2 BOS	11:14
April 25, 1992	Boston	Ted Donato	5-4 BOS	2:08
April 18, 1993	@ Boston	Bob Sweeney	5-4 BUF	11:03
April 22, 1993	Boston	Yuri Khmylev	4-3 BUF	1:05
April 24, 1993	Boston	Brad May	6-5 BUF	4:48
May 4, 1993	@ Montreal	Guy Carbonneau	4-3 MTL	2:50
May 6, 1993	Montreal	Gilbert Dionne	4-3 MTL	8:28
May 8, 1993	Montreal	Kirk Muller	4-3 MTL	11:37
April 27, 1994	New Jersey	Dave Hannan	1-0 BUF	65:43
May 7, 1995	@ Philadelphia	Karl Dykhuis	4-3 PHI	10:06
April 23, 1997	@ Ottawa	Daniel Alfredsson	1-0 OTT	2:34
April 29, 1997	Ottawa	Derek Plante	3-2 BUF	5:24
May 9, 1997	@ Philadelphia	Ed Ronan	5-4 BUF	6:24





# Overtime Playoff History

## PLAYOFF HISTORY

### Overtime History | Playoffs

DATE	OPPONENT	SCORER	SCORE	TIME
May 1, 1998	@ Philadelphia	Michal Grosek	3-2 BUF	5:40
May 8, 1998	Montreal	Geoff Sanderson	3-2 BUF	2:37
May 12, 1998	@ Montreal	Michael Peca	5-4 BUF	21:24
May 25, 1998	@ Washington	Todd Krygier	3-2 WSH	3:01
May 28, 1998	Washington	Peter Bondra	4-3 WSH	9:37
June 4, 1998	Washington	Joe Juneau	3-2 WSH	6:24
April 23, 1999	@ Ottawa	Miroslav Satan	3-2 BUF	30:35
June 8, 1999	@ Dallas	Jason Woolley	3-2 BUF	15:30
June 19, 1999	Dallas	Brett Hull	2-1 DAL	54:51
April 18, 2000	@ Philadelphia	Stu Barnes	3-2 BUF	4:42
April 14, 2001	@ Philadelphia	Jay McKee	4-3 BUF	18:02
April 17, 2001	Philadelphia	Curtis Brown	4-3 BUF	6:13
May 5, 2001	Pittsburgh	Stu Barnes	3-2 BUF	8:34
May 8, 2001	@ Pittsburgh	Martin Straka	3-2 PIT	11:29
May 10, 2001	Pittsburgh	Darius Kasparitis	3-2 PIT	13:01
April 22, 2006	Philadelphia	Daniel Briere	3-2 BUF	27:31
May 5, 2006	@ Ottawa	Chris Drury	7-6 BUF	0:18
May 10, 2006	Ottawa	J-P Dumont	3-2 BUF	5:05
May 13, 2006	@Ottawa	Jason Pominville	3-2 BUF	2:26
May 28, 2006	@ Carolina	Cory Stillman	4-3 CAR	8:46
May 30, 2006	Carolina	Daniel Briere	2-1 BUF	4:22
April 29, 2007	@ NY Rangers	Michal Rozsival	2-1 NYR	36:43
May 4, 2007	NY Rangers	Maxim Afinogenov	2-1 BUF	4:39
May 12, 2007	Ottawa	Joe Corvo	4-3 OTT	24:58
May 19, 2007	Ottawa	Daniel Alfredsson	3-2 OTT	9:32
April 21, 2010	@ Boston	Miroslav Satan	3-2 BOS	27:41
April 22, 2011	@ Philadelphia	Tyler Ennis	4-3 BUF	5:31
April 24, 2011	Philadelphia	Ville Leino	5-4 PHI	4:43

The Sabres are 32-27 in overtime games during the playoffs (20-13 at home and 12-14 on road). Overtime goals have ended a Sabres playoff series 12 times (April 9, 1976; April 14, 1979; April 24, 1983; April 24, 1993; May 8, 1993; April 29, 1997; May 1, 1998; June 4, 1998; June 19, 1999; May 10, 2001; May 13, 2006 and May 19, 2007).





# Overtime Playoff History

## PLAYOFF HISTORY

### Sabres Playoff Hat Tricks

YEAR	NO.	PLAYER	OPPONENT	SCORE	DATE	PLACE	GOALIE(S)
1977 (1)	1.	Jim Lorentz	Minnesota	7-1 W	4-7-77	Minnesota	Pete LoPresti (2) Gary Smith (1)
1980 (1)	2.	Gilbert Perreault	N.Y. Islanders	7-4 W	5-6-80	New York	Billy Smith (2) Empty Net (1)
1985 (1)	3.	Dave Andreychuk	Quebec	7-4 W	4-14-85	Buffalo	Dan Bouchard
1988 (1)	4.	John Tucker*#	Boston	6-2 W	4-9-88	Buffalo	Andy Moog
1998 (1)	5.	Matthew Barnaby#	Montreal	6-3 W	5-10-98	Buffalo	Andy Moog (2) Empty Net (1)
2006 (2)	6.	JP Dumont	Philadelphia	8-2 W	4-24-06	Buffalo	Robert Esche (3)**
	7.	Jason Pominville	Philadelphia	8-2 W	4-24-06	Buffalo	Antero Niittymaki (3)**

### Playoff Hat Tricks Against the Sabres

YEAR	NO.	PLAYER	OPPONENT	SCORE	DATE	PLACE	GOALIE(S)
1973 (1)	1.	Yvan Cournoyer	Montreal	3-7 L	4-5-73	Montreal	Dave Dryden
1975 (1)	2.	Guy Lafleur	Montreal	0-7 L	5-1-75	Montreal	Roger Crozier (1) Gerry Desjardins (2)
1982 (1)	3.	Barry Pederson	Boston	3-7 L	4-8-82	Boston	Don Edwards

\* - indicates 4-goal game.

# - indicates three consecutive and uninterrupted goals (true or natural hat trick). Note: John Tucker's final three goals in a four-goal game vs. Boston on 4-9-88 (6-2 W) were consecutive and uninterrupted.

\*\* - Esche allowed goals by Dumont (2) and Pominville (1); Niittymaki allowed goals by Dumont (1) and Pominville (2).





# Playoff Shutouts PLAYOFF HISTORY

## Sabres Playoff Shutouts

YEAR	NO.	GOALTENDER	OPPONENT	SCORE	DATE	PLACE	SAVES
1980 (3)	1.	Bob Sauve	Vancouver	6-0	4-9-80	Buffalo	22
	2.	Don Edwards	Chicago	5-0	4-16-80	Buffalo	17
	3.	Bob Sauve (2)	N.Y. Islanders	2-0	5-8-80	Buffalo	22
1983 (2)	4.	Bob Sauve (3)	Montreal	1-0	4-6-83	Montreal	24
	5.	Bob Sauve (4)	Montreal	3-0	4-7-83	Montreal	22
1989 (1)	6.	Jacques Cloutier	Boston	6-0	4-5-89	Boston	29
1992 (1)	7.	Tom Draper	Boston	2-0	4-27-92	Boston	28
1993 (1)	8.	Grant Fuhr	Boston	4-0	4-20-93	Boston	34
1994 (2)	9.	Dominik Hasek	New Jersey	2-0	4-17-94	New Jersey	30
	10.	Dominik Hasek (2)	New Jersey	1-0	4-27-94	Buffalo	70
1997 (1)	11.	Steve Shields	Ottawa	3-0	4-27-97	Ottawa	31
1998 (1)	12.	Dominik Hasek (3)	Washington	2-0	5-23-98	Washington	19
1999 (2)	13.	Dominik Hasek (4)	Ottawa	3-0	4-25-99	Buffalo	31
	14.	Dominik Hasek (5)	Boston	3-0	5-14-99	Buffalo	24
2001 (1)	15.	Dominik Hasek (6)	Philadelphia	8-0	4-21-01	Buffalo	24
2006 (1)	16.	Ryan Miller	Philadelphia	3-0	4-30-06	Buffalo	24
2011 (2)	17.	Ryan Miller (2)	Philadelphia	1-0	4-14-11	Philadelphia	35
	18.	Ryan Miller (3)	Philadelphia	1-0	4-20-11	Buffalo	32

NOTE: Figure in parentheses for goaltender indicates cumulative total with the Sabres in the playoffs.

## Playoff Shutouts Against the Sabres

YEAR	NO.	GOALTENDER	OPPONENT	SCORE	DATE	PLACE	SAVES
1975 (2)	1.	Ken Dryden	Montreal	7-0	5-1-75	Montreal	27
	2.	Bernie Parent	Philadelphia	2-0	5-27-75	Buffalo	32
1983 (1)	3.	Pete Peeters	Boston	9-0	4-20-83	Boston	27
1990 (1)	4.	Patrick Roy	Montreal	3-0	4-7-90	Buffalo	26
1997 (1)	5.	Ron Tugnutt	Ottawa	1-0	4-23-97	Ottawa	17
1998 (1)	6.	Olaf Kolzig	Washington	2-0	5-30-98	Buffalo	30
1999 (1)	7.	Ed Belfour	Dallas	2-0	6-17-99	Dallas	23
2000 (1)	8.	Brian Boucher	Philadelphia	2-0	4-16-00	Buffalo	17
2001 (1)	9.	Johan Hedberg	Pittsburgh	3-0	4-26-01	Buffalo	25
2006 (1)	10.	Martin Gerber	Carolina	4-0	5-26-06	Buffalo	22
2007 (1)	11.	Ray Emery	Ottawa	1-0	5-14-07	Ottawa	15

NOTE: Figure in parentheses for goaltender indicates cumulative total against the Sabres in the playoffs.







# PLAYOFF HISTORY

## Games Played

PLAYER	TOTAL
Gilbert Perreault	90
Craig Ramsay	89
Richard Smehlik	83
Bill Hajt	80
Jim Schoenfeld	75
Mike Ramsey	72
Alexei Zhitnik	70
Don Luce	62
Rick Martin	62
Donald Audette	61

## Goals

PLAYER	TOTAL
Gilbert Perreault	33
Rick Martin	24
Danny Gare	23
Rene Robert	22
Chris Drury	17
Don Luce	17
Craig Ramsay	17
Donald Audette	15
Thomas Vanek	15
<i>Five players tied</i>	14

## Assists

PLAYER	TOTAL
Gilbert Perreault	70
Craig Ramsay	31
Rick Martin	29
Jason Woolley	27
Dale Hawerchuk	25
Daniel Briere	23
Donald Audette	23
Dave Andreychuk	22
<i>Three players tied</i>	21

## Points

PLAYER	TOTAL
Gilbert Perreault	103
Rick Martin	53
Craig Ramsay	48
Danny Gare	44
Rene Robert	39
Donald Audette	38
Don Luce	36
Dave Andreychuk	35
Miroslav Satan	35
<i>Three players tied</i>	34

## Game-Winning Goals

PLAYER	TOTAL
Gilbert Perreault	5
Danny Gare	5
Chris Drury	4
Stu Barnes	4
Curtis Brown	4
Rick Martin	4
Craig Ramsay	4
Rene Robert	4
Dixon Ward	4
<i>Seven players tied</i>	3

## Power-Play Goals

PLAYER	TOTAL
Rick Martin	12
Gilbert Perreault	10
Stu Barnes	8
Chris Drury	8
Danny Gare	8
Donald Audette	7
Pat LaFontaine	7
Rick Vaive	7
Thomas Vanek	7
Miroslav Satan	6

## Shorthanded Goals

PLAYER	TOTAL
Dixon Ward	3
Curtis Brown	2
Brian Holzinger	2
Don Luce	2
Wayne Presley	2
Craig Ramsay	2
<i>14 players tied</i>	1

## Penalty Minutes

PLAYER	TOTAL
Rob Ray	169
Lindy Ruff	164
Mike Ramsey	158
Jim Schoenfeld	151
Danny Gare	147
Mike Foligno	143
Alexei Zhitnik	138
Mike Hartman	104
Larry Playfair	97
Kevin Maguire	86

## Goaltender Games

PLAYER	TOTAL
Dominik Hasek	68
Ryan Miller	47
Don Edwards	31
Gerry Desjardins	25
Bob Sauve	23
Tom Barrasso	12
Daren Puppa	11
Steve Shields	10
Roger Crozier	9
Grant Fuhr	8

## Goaltender Wins

PLAYER	TOTAL
Dominik Hasek	37
Ryan Miller	25
Don Edwards	13
Bob Sauve	13
Gerry Desjardins	11
Roger Crozier	5
Steve Shields	4
<i>Three players tied</i>	3

## Goaltender Minutes

PLAYER	TOTAL
Dominik Hasek	4,290:16
Ryan Miller	2,945:10
Don Edwards	1,845:55
Gerry Desjardins	1,379:16
Bob Sauve	1,265:21
Tom Barrasso	660:53
Daren Puppa	591:31
Steve Shields	569:35
Roger Crozier	538:16
Grant Fuhr	473:53

## Shutouts

PLAYER	TOTAL
Dominik Hasek	6
Bob Sauve	4
Ryan Miller	3
Jacques Cloutier	1
Tom Draper	1
Don Edwards	1
Grant Fuhr	1
Steve Shields	1







Sabres Playoff Career Leaders

# PLAYOFF HISTORY

## Most Playoff Points vs Sabres

PLAYER	GP	G	A	PTS
Ray Bourque	39	6	29	35
Rick Middleton	14	10	19	29
Barry Pederson	11	10	13	23
Adam Oates	17	4	18	22
Daniel Alfredsson	21	11	11	22
Rod Brind'Amour	22	11	11	22
Eric Desjardins	43	6	16	22
Mark Recchi	28	9	10	19
Stephane Richer	19	13	6	19
Bryan Trottier	16	3	14	17
Denis Potvin	16	5	12	17
Cam Neely	15	11	6	17
John LeClair	33	8	9	17





# Individual Playoff Records

## PLAYOFF HISTORY

### One Playoff Year

#### MOST GOALS

10 Gilbert Perreault (1980)

#### MOST GOALS BY DEFENSEMAN

4 Mike Ramsey (1983)  
Jason Woolley (1999)  
Alexei Zhitnik (1999)

#### MOST ASSISTS

12 Daniel Briere (2007)

#### MOST POINTS

21 Gilbert Perreault (1980)

#### MOST PENALTY MINUTES

56 Rob Ray (1991)

#### MOST POWER-PLAY GOALS

5 Rick Martin (1975)  
Pat LaFontaine (1992)  
Chris Drury (2006)

#### MOST SHORTHANDED GOALS

2 Dixon Ward (1999)  
Curtis Brown (2001)

#### MOST MINUTES PLAYED BY GOALTENDER

1,217 Dominik Hasek (1999)

#### LONGEST SHUTOUT SEQUENCE BY GOALTENDER

147:25 Bob Sauve (4-6-83 to 4-9-83 vs. Montreal)

#### MOST SHOTS ON GOAL

66 Gilbert Perreault (1975)

#### MOST CONSECUTIVE GOAL-SCORING GAMES

7 Pat LaFontaine (1992)

#### MOST POINT-SCORING GAMES IN SUCCESSION

8 Dale Hawerchuk (1993)  
Donald Audette (1998)

### One Playoff Series

#### MOST GOALS

8 Pat LaFontaine (1992 vs. Boston)

#### MOST ASSISTS

7 Gilbert Perreault (1973 vs. Montreal; 1982 vs. Boston,  
1983 vs. Boston)  
Dale Hawerchuk (1994 vs. New Jersey)  
Miroslav Satan (2001 vs. Philadelphia)

#### MOST POINTS

11 Pat LaFontaine (1992 vs. Boston)

#### MOST PENALTY MINUTES

56 Rob Ray (1991 vs. Montreal)

#### MOST POWER-PLAY GOALS

5 Pat LaFontaine (1992 vs. Boston)

#### MOST SHORTHANDED GOALS

2 Dixon Ward (1999 vs. Toronto)  
Curtis Brown (2001 vs. Pittsburgh)

#### MOST MINUTES PLAYED BY GOALTENDER

484 Dominik Hasek (1994 vs. New Jersey)

#### MOST SHOTS ON GOAL

38 Rick Martin (1973 vs. Montreal)

### One Playoff Series

#### MOST GOALS BY OPPOSING PLAYER

7 Guy Lafleur (1975 vs. Montreal)  
Barry Pederson (1983 vs. Boston)

#### MOST ASSISTS BY OPPOSING PLAYER

14 Rick Middleton (1983 vs. Boston)

#### MOST POINTS BY OPPOSING PLAYER

18 Rick Middleton (1983 vs. Boston)

### One Stanley Cup Final Series

(1975 VS. PHILADELPHIA, 6 GAMES & 1999 VS. DALLAS, 6 GAMES)

#### MOST GOALS

3 Stu Barnes (1999 vs. Dallas)

#### MOST ASSISTS

4 Rick Martin (1975 vs. Philadelphia)

#### MOST POINTS

6 Rick Martin (1975 vs. Philadelphia)

#### MOST PENALTY MINUTES

18 Alexei Zhitnik (1999 vs. Dallas)

#### MOST POWER-PLAY GOALS

1 Jerry Korab (1975 vs. Philadelphia)  
Rick Martin (1975 vs. Philadelphia)  
Michael Peca (1999 vs. Dallas)  
Gilbert Perreault (1975 vs. Philadelphia)  
Alexei Zhitnik (1999 vs. Dallas)

#### MOST SHORTHANDED GOALS

0 N/A

#### MOST MINUTES PLAYED BY GOALTENDER

428 Dominik Hasek (1999 vs. Dallas)

#### MOST SHOTS ON GOAL

23 Gilbert Perreault (1975 vs. Philadelphia)

#### MOST GOALS BY OPPOSING PLAYER

3 Brett Hull (1999 vs. Dallas)  
Reggie Leach (1975 vs. Philadelphia)  
Jere Lehtinen (1999 vs. Dallas)

#### MOST ASSISTS BY OPPOSING PLAYER

7 Mike Modano (1999 vs. Dallas)

#### MOST POINTS BY OPPOSING PLAYER

7 Mike Modano (1999 vs. Dallas)

### One Semifinal/Conference Final Series

#### MOST GOALS

6 Gilbert Perreault (1980 vs. N.Y. Islanders)

#### MOST ASSISTS

4 Brian Holzinger (1999 vs. Toronto)  
Peter McNab (1975 vs. Montreal)  
Jason Woolley (1999 vs. Toronto)  
Jochen Hecht (2006 vs. Carolina)  
Jason Pominville (2007 vs. Ottawa)

#### MOST POINTS

8 Gilbert Perreault (1980 vs. N.Y. Islanders)

#### MOST PENALTY MINUTES

24 Larry Carriere (1975 vs. Montreal)





# Individual Playoff Records

## PLAYOFF HISTORY

### One Semifinal/Conference Final Series

#### MOST POWER-PLAY GOALS

4 Stu Barnes (1999 vs. Toronto)

#### MOST SHORTHANDED GOALS

2 Dixon Ward (1999 vs. Toronto)

#### MOST MINUTES PLAYED BY GOALTENDER

379 Dominik Hasek (1998 vs. Washington)

#### MOST SHOTS ON GOAL

27 Rick Martin (1975 vs. Montreal)

#### MOST GOALS BY OPPOSING PLAYER

7 Guy Lafleur (1975 vs. Montreal)

#### MOST ASSISTS BY OPPOSING PLAYER

7 Pete Mahovlich (1975 vs. Montreal)

#### MOST POINTS BY OPPOSING PLAYER

10 Guy Lafleur (1975 vs. Montreal)  
Jacques Lemaire (1975 vs. Montreal)  
Pete Mahovlich (1975 vs. Montreal)

### One Quarterfinal Series

#### MOST GOALS

5 Rene Robert (1973 vs. Montreal)

#### MOST ASSISTS

7 Gilbert Perreault (1973 vs. Montreal; 1983 vs. Boston)

#### MOST POINTS

10 Gilbert Perreault (1973 vs. Montreal)

#### MOST PENALTY MINUTES

47 Lindy Ruff (1983 vs. Boston)

#### MOST POWER-PLAY GOALS

3 Rick Martin (1975 vs. Chicago)

#### MOST SHORTHANDED GOALS

2 Curtis Brown (2001 vs. Pittsburgh)

#### MOST MINUTES PLAYED BY GOALTENDER

452 Dominik Hasek (2001 vs. Pittsburgh)

#### MOST SHOTS ON GOAL

38 Rick Martin (1973 vs. Montreal)

#### MOST GOALS BY OPPOSING PLAYER

7 Barry Pederson (1983 vs. Boston)

#### MOST ASSISTS BY OPPOSING PLAYER

14 Rick Middleton (1983 vs. Boston)

#### MOST POINTS BY OPPOSING PLAYER

18 Rick Middleton (1983 vs. Boston)

### One First-Round Series

#### MOST GOALS

8 Pat LaFontaine (1992 vs. Boston)

#### MOST ASSISTS

7 Gilbert Perreault (1982 vs. Boston)  
Dale Hawerchuk (1994 vs. New Jersey)  
Miroslav Satan (2001 vs. Pittsburgh)

#### MOST POINTS

11 Pat LaFontaine (1992 vs. Boston)

#### MOST PENALTY MINUTES

56 Rob Ray (1991 vs. Montreal)

### One First-Round Series

#### MOST POWER-PLAY GOALS

5 Pat LaFontaine (1992 vs. Boston)

#### MOST SHORTHANDED GOALS

1 Craig Ramsay (1976 vs. St. Louis)  
Scott Arniel (1989 vs. Boston)  
Mike Foligno (1989 vs. Boston)  
Christian Ruutu (1991 vs. Montreal)  
Dave Snuggerrud (1991 vs. Montreal)  
Petr Svoboda (1992 vs. Boston)  
Pat LaFontaine (1992 vs. Boston)  
Wayne Presley (1993 vs. Boston; 1995 vs. Philadelphia)  
Brian Holzinger (1997 vs. Ottawa; 1998 vs. Philadelphia)  
Dixon Ward (1997 vs. Philadelphia)  
Darryl Shannon (1998 vs. Philadelphia)  
Chris Drury (2006 vs. Philadelphia)  
Mike Grier (2006 vs. Philadelphia)

#### MOST MINUTES PLAYED BY GOALTENDER

484 Dominik Hasek (1994 vs. New Jersey)

#### MOST SHUTOUTS

2 Bob Sauve (1983 vs. Montreal)  
Dominik Hasek (1994 vs. New Jersey)  
Ryan Miller (2011 vs. Philadelphia)

#### MOST SHOTS ON GOAL

33 Drew Stafford (2011 vs. Philadelphia)

#### MOST GOALS BY OPPOSING PLAYER

6 Michel Goulet (1982 vs. Quebec)  
Danny Briere (2011 vs. Philadelphia)

#### MOST ASSISTS BY OPPOSING PLAYER

10 Peter McNab (1982 vs. Boston)  
Peter Stastny (1985 of Quebec)

#### MOST POINTS BY OPPOSING PLAYER

10 Peter McNab (1982 vs. Boston)  
Peter Stastny (1985 vs. Quebec)  
Denis Savard (1991 vs. Montreal)  
Adam Oates (1992 vs. Boston)

### One Game Only

#### MOST GOALS

4 John Tucker (4-9-88 vs. Boston)

#### MOST ASSISTS

4 Gilbert Perreault (4-10-82 vs. Boston; 4-17-80 vs. Chicago)  
Dave Andreychuk (4-11-90 at Montreal)

#### MOST POINTS

5 John Tucker (4-10-88 vs. Boston)  
Derek Roy (5-5-06 at Ottawa)

#### MOST PENALTY MINUTES

32 Kevin Maguire (4-9-88 vs. Boston)

#### MOST POWER-PLAY GOALS

2 John Tucker (4-9-88 vs. Boston; 4-10-88 vs. Boston)  
Randy Burridge (5-11-97 vs. Philadelphia)  
Miroslav Satan (4-27-98 vs. Philadelphia)  
J-P Dumont (4-24-06 vs. Philadelphia)







# PLAYOFF HISTORY

## One Game Only

### MOST SHORTHANDED GOALS

1 (16x) Last: Jason Pominville (5-13-06 vs. Ottawa)

### MOST MINUTES PLAYED BY GOALTENDER

125:43 Dominik Hasek (4-27-94 vs. New Jersey)

### MOST SHOTS ON GOAL

14 Daniel Briere (4-22-06 vs. Philadelphia)

### MOST GOALS BY OPPOSING PLAYER

3 Yvon Cournoyer (4-5-73 at Montreal)

Guy Lafleur (5-1-75 at Montreal)

Barry Pederson (4-8-82 at Boston)

### MOST ASSISTS BY OPPOSING PLAYER

4 Rick Middleton (4-18-83 vs. Boston)

Andrei Nikolishin (5-28-98 vs. Washington)

### MOST POINTS BY OPPOSING PLAYER

6 Rick Middleton (4-18-83 vs. Boston)





## PLAYOFF HISTORY

## One Playoff Year

## OVERALL WINS

<b>Most</b>	14	(1999, 21 games)
<b>Fewest</b>	0	(1984, 3 games)

## OVERALL LOSSES

<b>MOST</b>	7	(1975, 17 games) (1997, 12 games) (1999, 21 games) (2006, 18 games) (2007, 16 games)
<b>Fewest</b>	2	(1979, 3 games)

## GOALS FOR

<b>Most</b>	60	(2006, 18 games)
<b>Fewest</b>	5	(1984, 3 games)

## GOALS AGAINST

<b>Most</b>	58	(1975, 17 games)
<b>Fewest</b>	9	(1979, 3 games)

## MOST SHUTOUTS

<b>For</b>	3	(1980, 14 games)
<b>Against</b>	2	(1975, 17 games)

## MOST OVERTIME GAMES

6	(1993, 8 games) (1998, 15 games) (2006, 18 games)
---	---

## LONGEST WINNING STREAK

8	(4-27-98 to 5-23-98)
---	----------------------

## LONGEST LOSING STREAK

4	(4-11-77 to 4-17-77) (4-15-76 to 4-22-76) (4-6-89 to 4-11-89) (5-2-93 to 5-8-93)
---	---

## MOST POWER-PLAY GOALS

<b>For</b>	17	(1980, 14 games)
<b>Against</b>	16	(2006, 18 games)

## MOST SHORTHANDED GOALS

<b>For</b>	5	(2006, 18 games)
<b>Against</b>	3	(1988, 6 games) (1980, 14 games)

## SHOTS ON GOAL

<b>Most</b>	561	(1999, 21 games)
<b>Fewest</b>	83	(1984, 3 games)

## SHOTS ON GOAL AGAINST

<b>Most</b>	657	(1999, 21 games)
<b>Fewest</b>	73	(1984, 3 games)

## MOST PENALTY MINUTES

<b>For</b>	349	(1988, 21 games)
<b>Against</b>	308	(1988, 6 games)

## One Playoff Series

## MOST GOALS SCORED IN TWO-GAME SERIES

<b>For</b>	11	(1977 vs. Minnesota)
<b>Allowed</b>	3	(1977 vs. Minnesota)

## One Playoff Series

## GOALS SCORED IN THREE-GAME SERIES

<b>Most</b>	13	(1981 vs. Vancouver)
<b>Fewest</b>	5	(1984 vs. Quebec)

## GOALS ALLOWED IN THREE-GAME SERIES

<b>Most</b>	13	(1984 vs. Quebec)
<b>Fewest</b>	2	(1983 vs. Montreal)

## GOALS SCORED IN FOUR-GAME SERIES

<b>Most</b>	19	(1993 vs. Boston)
<b>Fewest</b>	10	(1977 vs. NY Islanders)

## GOALS ALLOWED IN FOUR-GAME SERIES

<b>Most</b>	17	(1982 vs. Boston)
<b>Fewest</b>	6	(1999 vs. Ottawa)

## GOALS SCORED IN FIVE-GAME SERIES

<b>Most</b>	22	(1985 vs. Quebec)
<b>Fewest</b>	8	(2000 vs. Philadelphia)

## GOALS ALLOWED IN FIVE-GAME SERIES

<b>Most</b>	24	(1981 vs. Minnesota)
<b>Fewest</b>	9	(1998 vs. Philadelphia)

## GOALS SCORED IN SIX-GAME SERIES

<b>Most</b>	24	(1991 vs. Montreal) (2006 vs. Philadelphia)
<b>Fewest</b>	9	(1999 vs. Dallas)

## GOALS ALLOWED IN SIX-GAME SERIES

<b>Most</b>	29	(1975 vs. Montreal) (1991 vs. Montreal)
<b>Fewest</b>	13	(1998 vs. Washington) (1999 vs. Dallas) (2001 vs. Philadelphia) (2007 vs. NY Rangers)

## GOALS SCORED IN SEVEN-GAME SERIES

<b>Most</b>	24	(1992 vs. Boston)
<b>Fewest</b>	14	(1994 vs. New Jersey) (1997 vs. Ottawa)

## GOALS ALLOWED IN SEVEN-GAME SERIES

<b>Most</b>	33	(1983 vs. Boston)
<b>Fewest</b>	13	(1997 vs. Ottawa)

## One Game Only

## MOST GOALS

<b>For</b>	9	(4-29-92 vs. Boston)
<b>Against</b>	9	(4-20-83 at Boston)
<b>Combined</b>	13	(5-5-06 at Ottawa, 7-6 BUF)

## MOST GOALS IN ONE PERIOD

<b>For</b>	5	(4-20-75 vs. Chicago, 3rd per.) (4-13-85 vs. Quebec, 3rd per.) (4-14-85 vs. Quebec, 3rd per.) (4-24-06 vs. Philadelphia, 1st per.)
<b>Against</b>	5	(4-5-73 at Montreal, 2nd per.) (4-8-82 at Boston, 2nd per.) (4-20-83 at Boston, 1st per.)
<b>Combined</b>	7	(4-13-85 vs. Quebec, 3rd per.) (5-11-97 vs. Philadelphia, 2nd. per.)





## PLAYOFF HISTORY

## One Game Only

## MOST SHORTHANDED GOALS IN GAME

**For** 2 (Scott Arniel and Mike Foligno, 4-5-89 at Boston)  
(Darryl Shannon and Brian Holzinger, 4-27-98 vs. Philadelphia)

## MOST SHORTHANDED GOALS ON SAME PENALTY

**For** 2 (Darryl Shannon and Brian Holzinger, 4-27-98 vs. Philadelphia)

## GREATEST WINNING MARGIN

8 (2001 vs. Philadelphia, 8-0)

## GREATEST LOSING MARGIN

9 (1983 at Boston, 9-0)

## SHOTS ON GOAL

**Most** 58 (4-22-06 vs. Philadelphia)

**Fewest** 12 (6-12-99 vs. Dallas)

## SHOTS ON GOAL AGAINST

**Most** 70 (4-27-94 vs. New Jersey)

**Fewest** 14 (4-22-75 vs. Chicago)

## SHOTS ON GOAL IN ONE PERIOD

**Most** 22 (4-8-76 vs. St. Louis, 1st per.)  
(4-15-77 vs. NY Islanders, 1st per.)

**Fewest** 2 (4-29-97 vs. Ottawa, 1st per.)  
(5-12-98 at Montreal, 3rd per.)  
(6-2-98 at Washington, 2nd per.)  
(6-15-99 vs. Dallas, 3rd per.)  
(5-8-01 vs. Pittsburgh, 3rd per.)

## SHOTS ON GOAL AGAINST IN ONE PERIOD

**Most** 24 (4-20-80 at Chicago, 2nd per.)

24 (4-15-10 vs. Boston, 1st per.)

**Fewest** 1 (4-16-80 vs. Chicago, 1st per.)  
(4-11-82 vs. Boston, 3rd per.)  
(4-7-83 at Montreal, 1st per.)  
(4-4-84 vs. Quebec, 1st per.)  
(5-28-06 at Carolina, 3rd per.)  
(4-12-07 vs. NY Islanders, 1st per.)

## SHOTS ON GOAL BY BOTH TEAMS IN ONE PERIOD

**Most** 35 (4-9-91 vs. Montreal, 2nd per.)

## MOST PENALTY MINUTES

**For** 121 (4-9-88 vs. Boston)

**Against** 105 (4-9-88 vs. Boston)

**Combined** 226 (4-9-88 vs. Boston)

## One Game Only

## FASTEST TWO GOALS BY TEAM

**For** :14 (Mike Foligno and Sean McKenna, 4-5-84 vs. Quebec)

**Against** :08 (Eric Desjardins and Stephane Richer, 4-9-91 vs. Montreal)

**Combined** :05 (Gilbert Perreault/BUF and Jim Hamilton/PIT, 4-14-79 vs. Pittsburgh)

## FASTEST TWO GOALS BY ONE PLAYER

**For** :27 (Pierre Turgeon, 4-6-89 at Boston)

**Against** :27 (Guy Lafleur, 5-1-75 at Montreal)

## FASTEST THREE GOALS BY TEAM

**For** 1:48 (Randy Wood, Dave Hannan and Bob Corkum, 4-29-92 vs. Boston)

**Against** 1:19 (Russ Courtnall twice and Mathieu Schneider, 4-3-91 at Montreal)

**Combined** :36 (Eric Desjardins/MTL, Stephane Richer/MTL and Benoit Hogue/BUF, 4-9-91 vs. Montreal)

## FASTEST THREE GOALS BY ONE PLAYER

**For** 12:37 (Dave Andreychuk, 4-14-85 vs. Quebec)

**Against** 13:40 (Barry Pederson, 4-8-82 at Boston)

## FASTEST FOUR GOALS

**For** 5:28 (4-27-98 vs. Philadelphia)

**Against** 2:52 (4-3-91 at Montreal)

**Combined** 2:38 (4-9-91 vs. Montreal)

## FASTEST FIVE GOALS

**For** 14:37 (4-20-75 at Chicago)

**Against** 9:31 (4-3-91 at Montreal)

**Combined** 6:19 (5-11-97 vs. Philadelphia)

## FASTEST GOAL FROM OPENING FACEOFF:

**For** :09 (Derek Roy, 5-16-07 at Ottawa)

**Against** :14 (Kirk Muller, 5-6-93 vs. Montreal)

## SHORTEST OVERTIME GAME

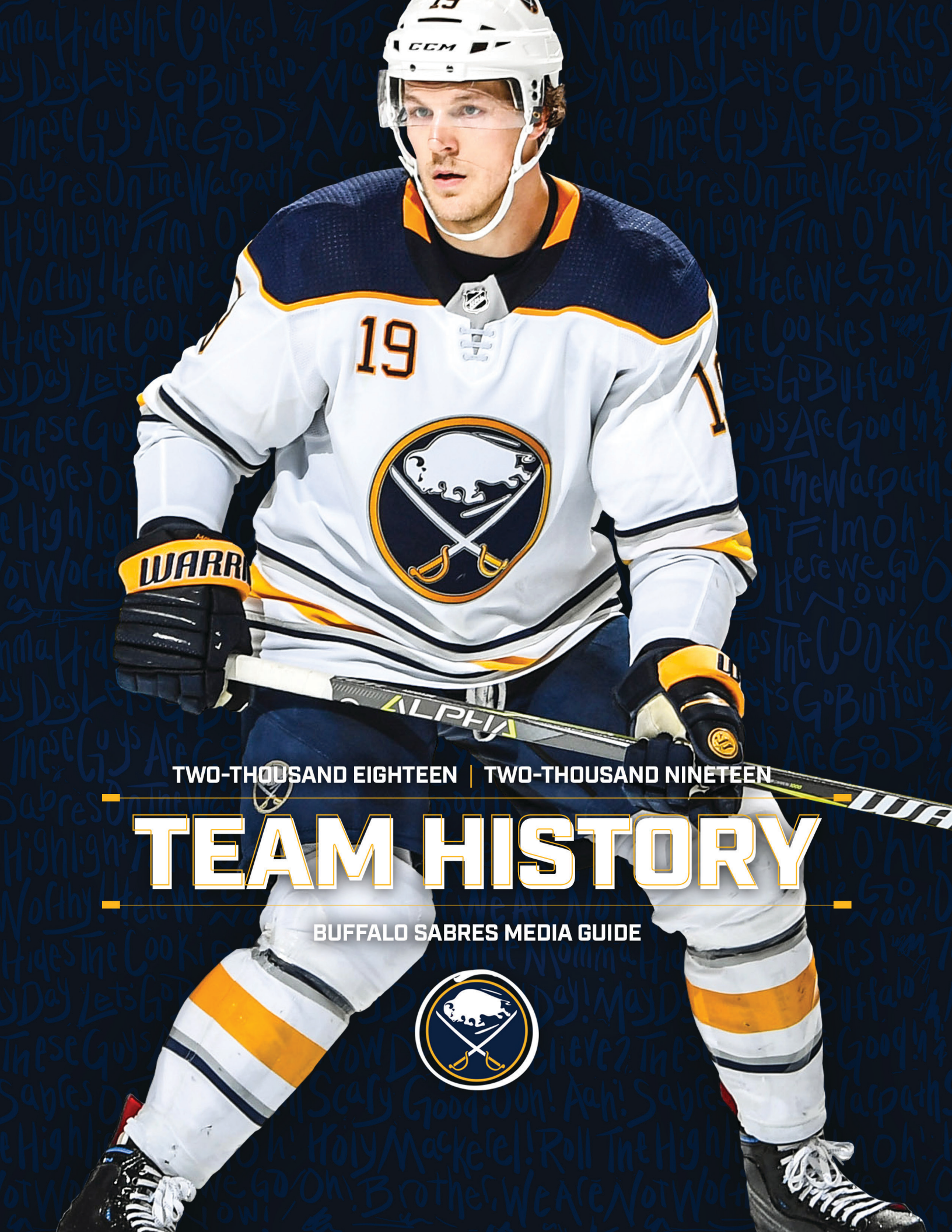
60:18 (Chris Drury/BUF scored, 5-5-06 at Ottawa)

## LONGEST OVERTIME GAME

125:43 (Dave Hannan/BUF scored, 4-27-94 vs. New Jersey)







TWO-THOUSAND EIGHTEEN | TWO-THOUSAND NINETEEN

# TEAM HISTORY

BUFFALO SABRES MEDIA GUIDE







## All-Time Uniform Numbers **TEAM HISTORY**

**00**

Martin Biron\*\*

**1**

Andrey Makarov, Jhonas Enroth, John Blue, David Littman, Jacques Cloutier, Don Edwards, Roger Crozier

**2**

Tim Horton, Jim Watson

**3**

Mark Pysyk, Jordan Leopold, Michael Funk, James Patrick, Garry Galley, Dean Melanson, Grant Ledyard, Calle Johansson, Jim Hofford, Richie Dunn, Hannu Virta, Bill Stewart, Paul McIntosh, Jocelyn Guevremont, Mike Robitaille, Paul Terbenche, Tracy Pratt

**4**

Josh Gorges, Jamie McBain, Joe Finley, Steve Montador, Mike Weber, Nolan Pratt, Brad Brown, Rhett Warrener, Mike Wilson, Bob Boughner, Grant Jennings, Alexei Zhitnik, Philippe Boucher, Uwe Krupp, Steve Dykstra, Jim Korn, Jerry Korab, Timo Jutila, Mark Renaud, John Van Boxmeer, Tracy Pratt, Mike McMahon

**5**

Matt Tennyson, Chad Ruhwedel, Toni Lydman, Jeff Jillson, Andy Delmore, Jason Woolley, Ed Ronan, Craig Muni, Mike Ramsey, John Van Boxmeer, Lee Fogolin, Larry Carriere, Larry Hillman, Doug Barrie

**6**

Marco Scandella, Cody Franson, Mike Weber, Jaroslav Spacek, Cory Sarich, Bob Boughner, Doug Houda, Keith Carney, Phil Housley, Ron Fischer, Jim Schoenfeld, Al Hamilton

**7**

Petr Svoboda, Kevin Haller, John Tucker, Mike Donnelly, Dale McCourt, Randy Cunneyworth, Rick Martin, Rene Robert, Cliff Schmutz

**8**

Casey Nelson, Cody McCormick, Rory Fitzpatrick, Geoff Sanderson, Darryl Shannon, Doug Bodger, Jim Jackson, Paul Cyr, Richard Hajdu, Don Lever, Dave Fenyves, Bob Mongrain, Real Cloutier, Tony McKegney, Jim Lorentz, Rick Martin, Dick Duff, Butch Deadmarsh, Bill Inglis

**9**

Evander Kane, Steve Ott, Derek Roy, Erik Rasmussen, Vaclav Varada, Viktor Gordiuk, Greg Brown, Scott Arniel, Gilles Hamel, Mike Moller, J.F. Sauve, Rick Dudley, Jacques Richard, Norm Gratton, Rick Martin, Butch Deadmarsh, Danny Lawson, Reggie Fleming

**10**

Jacob Josefson, Cole Schneider, Christian Ehrhoff, Mark Parrish, Henrik Tallinder, Brad May, Dale Hawerchuk, Craig Ramsay, Phil Goyette

**11**

Gilbert Perreault

**12**

Brian Gionta, Kevin Porter, Mark Mancari, Ales Kotalik, Domenic Pittis, Randy Burridge, Peter Ambroziak, Bob Errey, Peter Ciavaglia, Greg Paslawski, Scott Metcalfe, Rick Vaive, Ken Priestlay, Jody Gage, Sean McKenna, Andre Savard, Gary McAdam, Larry Mickey, Mike Byers, Skip Krake

**13**

Nicholas Baptiste, Tim Kennedy, Jiri Novotny, Vyacheslav Kozlov, Yuri Khmylev, Jim Schoenfeld

**14**

Dave Hannan, Jody Gage, Steve Ludzik, Mikael Andersson, Mike Moller, Alan Haworth, Rene Robert, Norm Gratton, Don Luce, Rod Zaine, Randy Wyrozub

**15**

Jack Eichel, Colin Stuart, Dainius Zubrus, Milan Bartovic, Dixon Ward, Sergei Petrenko, Greg Brown, Randy Wood, Lou Franceschetti, Kevin Haller, Doug Smith, Chris Langevin, Adam Creighton, Geordie Robertson, Yvon Lambert, Rob McClanahan, Mike Boland, Gary McAdam, Michel Deziel, Bryan McSheffrey, Gerry Meehan

**16**

Chris Taylor, Pat LaFontaine, Darrin Shannon, Mike Donnelly, Paul Brydges, Ric Seiling, Derek Smith, Peter McNab, Real Lemieux, Randy Wyrozub, Ron Anderson, Butch Deadmarsh

**17**

Jordan Nolan, David Legwand, Torrey Mitchell, Linus Omark, Marc-Andre Gagnani, Raffi Torres, Dominic Moore, J.P. Dumont, Randy Cunneyworth, Dixon Ward, Jason Dawe, Brent Hughes, Craig Simpson, Todd Simon, Colin Patterson, Mike Foligno, Gilles Hamel, John Gould, Rick Dudley, Derek Smith, Fred Stanfield, Bob Richer, Floyd Smith

**18**

Tim Connolly, Miroslav Satan, Michal Grosek, Wayne Presley, Dave Snuggerud, Bob Halkidis, Paul Cyr, Gilles Hamel, Danny Gare, Paul Terbenche, Kevin O'Shea

**19**

Jake McCabe, Cal O'Reilly, Cody Hodgson, Tim Connolly, Norm Milley, Brian Holzinger, Randy Wood, Tony Tanti, Kevin Maguire, Bob Corkum, Doug Trapp, Bob Halkidis, Jim Wiemer, Sean McKenna, Jeff Eatough, Randy Cunneyworth, Derek Smith, Alex Tidey, Morris Titanic, Fred Stanfield, Steve Atkinson, Francois Lacombe, Brian Perry

**20**

Scott Wilson, Zac Dalpe, Henrik Tallinder, Rob Niedermayer, Daniel Paille, Ales Kotalik, Jason Holland, Doug Houda, Bob Sweeney, Dave McLlwain, Mike Hartman, Don Lever, Brent Peterson, Kai Suikkanen, Don Luce, Dick Duff, Brian McDonald





## All-Time Uniform Numbers

# TEAM HISTORY

**21**

Kyle Okposo, Drew Stafford, Radoslav Hecl, Mike Hurlbut, Mark Astley, Scott Thomas, Christian Ruutu, Richie Dunn, Claude Verret, J.F. Sauve, Dave Schultz, Ron Schock, Brian Spencer, Ron Busniuk, John Gould, Hugh Harris, Terry Ball, Larry Mickey, Larry Keenan, Paul Andrea, Jean-Guy Lagace

**22**

Johan Larsson, Brad Boyes, Adam Mair, Wayne Primeau, Charlie Huddy, Craig Simpson, Rick Vaive, Lindy Ruff, Jocelyn Guevremont, Peter McNab, Doug Rombough, Ray McKay, Rod Zaine, Don Marshall

**23**

Sam Reinhart, Ville Leino, Colin Stuart, Chris Drury, Sean McMorrow, Bill Houlder, Randy Hillier, Jiri Sejba, Ray Sheppard, Gates Orlando, Kai Suikkanen, Ron Fischer, Hannu Virta, Sean McKenna, Bob Hess, Randy Cunneyworth, Mike Ramsey, Ken Breitenbach, Larry Carriere, Joe Noris, Eddie Shack, John Gould, Rene Robert, Paul Terbenche

**24**

Hudson Fasching, Tyson Strachan, Zenon Konopka, Robyn Regehr, Paul Byron, Taylor Pyatt, Paul Kruse, Dane Jackson, Philippe Boucher, Randy Moller, Jay Wells, Mike Donnelly, Steve Smith, Ed Hospodar, Bill Hajt, Gary Bromley, Peter McNab, Randy Wyrozub, John Gould, Ron Busniuk, Chris Evans, Ray McKay, Jean-Guy Talbot, Butch Deadmarsh

**25**

Seth Griffith, Carlo Colaiacovo, Mikhail Grigorenko, Mike Grier, Mark Mancari, Vaclav Varada, Rob Conn, Dave Andreychuk, Mal Davis, Jere Gillis, Bob Mongrain, Terry Martin, Craig Ramsay, Hap Myers, Brian Perry

**26**

Matt Moulson, Thomas Vanek, Eric Boulton, Derek Plante, Keith Carney, Dean Kennedy, Darrin Shannon, Richie Dunn, Bob Logan, Phil Russell, Pat Hughes, Dave Maloney, Steve Patrick, Val James, Ken Breitenbach, Alex Tidey, Derek Smith, Randy Wyrozub, Larry Keenan

**27**

Taylor Fedun, Derek Grant, Matt D'Agostini, Adam Pardy, Shaone Morrisonn, Teppo Numminen, Michael Peca, Brad May, Larry Playfair, Joe Reekie, Wilf Paiement, Joe Kowal, Tim Regan\*

**28**

Zemgus Girgensons, Paul Gaustad, Jason Botterill, Donald Audette, Domenic Pittis, Dale DeGray, Mark Ferner, Jeff Parker, Tom Kurvers, Brian Engblom, Richard Hajdu, Paul Gardner, Bob Sauve, Ron Fischer, Jim Walsh, Gary Bromley, Rocky Farr, Dave Dryden, Terry Ball

**29**

Jason Pominville, Jake McCabe, Jaroslav Kristek, Bob Corkum, Vladimir Tsyplakov, Jason Holland, Paul Kruse, Darryl Shannon, Dane Jackson, Scott Pearson, Denis Tsygurov, Jeff Parker, Richie Dunn, Mark Ferner, Jeff Parker, Mal Davis, Dave Andreychuk, Jacques Cloutier, Val James, Mike Moller, Don Edwards, Gary Bromley

**30**

Ryan Miller, Dwayne Roloson, Andrei Trefilov, Markus Ketterer\*, Clint Malarchuk, Tom Barrasso, Paul Harrison, Val James, Jari Paavola\*, Randy Ireland, Gerry Desjardins, Rocky Farr, Dave Dryden, Joe Daley

**31**

Chad Johnson, Anders Nilsson, Matt Hackett, Drew MacIntyre, Jhonas Enroth\*\*, Bob Essensa, Steve Shields, Grant Fuhr, Daren Puppa, Joe Reekie, Dave Fenyves, Jim Weaver\*, Al Smith

**32**

Adam Wilcox, John Scott, Mikael Tellqvist, Rob Ray, Scott Metcalfe, Don McSween, Norm Lacombe, Bob Mongrain, Gary McAdam, Wayne Ramsey

**33**

Jason Kasdorf, Chad Johnson\*\*, Joel Armia, TJ Brennan, Mike Card, Doug Janik, Scott Pearson, Mark Astley, Bob Sweeney, Bill Pye\*, Benoit Hogue, Jody Gage, Lee Fogolin, Jim Hofford, Phil Myre

**34**

Casey Nelson, Michal Neuvirth, Chris Butler, Mike Weber, Jeff Jillson, Peter Skudra, Jean-Luc Grand-Pierre, Mike Wilson, Gord Donnelly, David Littman, Lou Franceschetti, Darren Eliot, Scott Metcalfe, Kenton Rein\*, Jim Korn, Adam Creighton

**35**

Linus Ullmark, Anders Lindback, Andrey Makarov\*\*, Ryan Vinz\*, Jocelyn Thibault, Ty Conklin, Mika Noronen, Robb Stauber, Tom Draper, Darcy Wakaluk, Daren Puppa, Mike Craig\*

**36**

Patrick Kaleta, Matthew Barnaby, Darcy Loewen, Jan Ludvig

**37**

Casey Mittelstadt, Matt Ellis, Michael Ryan, Curtis Brown, Barrie Moore, Lou Franceschetti, Bill Houlder, Shawn Anderson

**38**

Zach Redmond, Taylor Fedun, Nathan Paetsch, Domenic Pittis, Barrie Moore, Jay McKee, Joel Savage, Adam Creighton

**39**

Dominik Hasek, Brian Curran, Don McSween, Trent Kaese, Clark Gillies

**40**

Robin Lehner, Patrick Lalime, Rumun Ndur, James Black, Mitch Molloy, Larry Playfair, Uwe Krupp

**41**

Justin Falk, Andrej Meszaros, Jaroslav Halak\*, Clarke MacArthur, Stu Barnes, Dave Hannan, Ken Sutton, Brian Curran

**42**

Sean Malone, Nathan Gerbe, Richard Smehlik, Mikko Makela, Bob Corkum, Brad Miller, Steve Dykstra







## All-Time Uniform Numbers **TEAM HISTORY**

**43**

Daniel Catenacci, Martin Biron, Jason Dawe, Francois Guay

**44**

Nicolas Deslauriers, Brayden McNabb, Andrej Sekera, Alexei Zhitnik, Doug Macdonald, Brad Miller, Jerry Korab

**45**

Brendan Guhle, Dmitri Kalinin, Scott Nichol, Donald Audette

**46**

Erik Burgdoerfer, Cody Franson, Dean Sylvester

**47**

Zach Bogosian, Chris Thorburn, Bill Houlder

**48**

William Carrier, Daniel Briere, Brad May

**49**

C.J. Smith, Jerry D'Amigo, Connor Knapp

**50**

Nathan Lieuwen, Michael Leighton\*

**51**

Kyle Criscuolo, Nikita Zadorov, Brian Campbell

**52**

Hudson Fasching, Alexander Sulzer, Craig Rivet, Dave Andreychuk

**53**

Mark Pysyk

**54**

Zack Kassian

**55**

Rasmus Ristolainen, Jochen Hecht, Denis Hamel, Reed Larson, Joe Reekie

**56**

Justin Bailey, Steve Bernier, Ken Priestlay

**57**

Tyler Myers, Steve Heinze

**58**

Paul Szczechura, Tim Kennedy

**59**

Tim Schaller

**60**

Paul Gaustad

**61**

Andre Benoit, Nikita Zadorov, Maxim Afinogenov

**63**

Tyler Ennis

**64**

David Moravec

**65**

Danny O'Regan, Brian Flynn, Travis Turnbull, Mark Napier

**67**

Benoit Pouliot, Brady Austin

**68**

Scott Buhler\*

**70**

Alexander Nylander

**71**

Evan Rodrigues, Derek Whitmore, Jochen Hecht

**72**

Luke Adam

**73**

Nicholas Baptiste

**74**

Jay McKee

**76**

Andrew Peters, Wayne Primeau

**77**

Dmitry Kulikov, Chris Gratton, Pierre Turgeon

**78**

Corey Tropp

**80**

Chris Stewart, Geoff Sanderson

**81**

Brayden McNabb, Miroslav Satan

**82**

Nathan Beaulieu, Marcus Foligno

**83**

Domenic Pittis

**84**

Philip Varone

**88**

Jamie McGinn, Cory Conacher

**89**

Alexander Mogilny







## All-Time Uniform Numbers **TEAM HISTORY**

**90**

Ryan O'Reilly, Joe Juneau, Clark Gillies

**92**

Alexander Nylander

**93**

Victor Antipin, Doug Gilmour, Anatoli Semenov

**95**

Justin Bailey

*Any player who dressed in at least one Sabres regular-season or playoff game in his career is listed above.*

*\*Eleven players have dressed, but never appeared in a game for Buffalo: #27 - Tim Regan (1973-74); #31 - Jim Weaver (1978-79); #30 - Jari Paavola (1981-82); #35 - Mike Craig (1984-85); #34 - Kenton Rein (1987-88); #33 - Bill Pye (1992-93); #30 - Markus Ketterer (1993-94 & 1994-95); #68 - Scott Buhler (1996-97); #50 - Michael Leighton (2005-06); #35 - Ryan Vinz (2013-14); #41 - Jaroslav Halak (2013-14).*

*\*\*Four Sabres goaltenders have worn a number as a backup only before later wearing a different number in a game: #00 - Martin Biron (3 times in 1996-97, 1 time in 1997-98); #31 - Jhonas Enroth (3 times in 2008-09); #35 - Andrey Makarov (3 times in 2013-14); #33 - Chad Johnson (1 time in 2014-15).*





# Sabres Retired Numbers

## TEAM HISTORY

### Buffalo Sabres Retired Numbers

The Buffalo Sabres have retired only seven numbers since the franchise's inception in 1970. The first Sabre to have his number retired was Gilbert Perreault (#11) on Oct. 17, 1990. The combination of center Perreault, left wing Rick Martin and right wing Rene Robert was one of the greatest lines in hockey history and without a doubt the best in Buffalo Sabres history. The three wore the blue and gold together from 1972 to 1979 and were labeled "The French Connection," a name whose familiarity was helped by the 1971 movie of the same name. The trio was honored as Martin (#7) and Robert (#14) joined Perreault in a ceremony to retire the numbers of Buffalo's famed "French Connection" on Nov. 15, 1995. The fourth Sabre to have his number retired was Tim Horton (#2) on Jan. 5, 1996. The Sabres retired two more numbers during the 2005-06 season. Right winger Danny Gare (#18) was honored on Nov. 22, 2005, while Pat LaFontaine's #16 was hoisted to the rafters on March 3, 2006. On Jan. 13, 2015, Dominik Hasek became the seventh player – and first goaltender – to have his number retired by the team.

### Gilbert Perreault | Center 1970-1986

11



#### CAREER SABRES TOTALS:


**1,191** games played; **512** goals; **814** assists; **1,326** points **Regular Season**  
**90** games played; **33** goals; **70** assists; **103** points **Playoffs**

Gilbert Perreault can best be described as the "Original Sabre." The NHL Hall of Famer was Buffalo's first ever draft choice and set the standard by which all future Sabres would be measured. Perreault earned the Calder Trophy as the NHL's Rookie of the Year following his inaugural 1970-71 campaign. Even Perreault's uniform number bore the marks of an original Sabre, as it was #11 that came up on the wheel that gave Buffalo the first overall pick in the 1970 draft. Perreault's sportsmanship and outstanding play also helped him capture the Lady Byng Trophy in 1973. One of Perreault's six NHL All-Star games was the 1978 edition in Buffalo when he scored the game-winning goal 3:55 into overtime. He also served as the Sabres' team captain from 1981-82 until his November 1986 retirement. Perreault is a member of the Hockey Hall of Fame, as well as both the Buffalo Sabres and Greater Buffalo Sports Halls of Fame. Perreault is still the team's all-time leader in career (regular season) games played, goals, assists, points and game-winning goals. There was only one number 11 in Buffalo Sabres history and, rightfully so, there will never be another.

**Perreault's number 11 was retired on October 17, 1990.**

### Rick Martin | Left Wing 1971-1980

7



#### CAREER SABRES TOTALS:

**681** games played; **382** goals; **313** assists; **695** points **Regular Season**  
**62** games played; **24** goals; **29** assists; **53** points **Playoffs**

Buffalo Sabres fans saw Rick Martin in almost 750 regular season and playoff games between 1971 and 1981. Number 7's career with the Sabres was highlighted by a Stanley Cup Finals appearance in 1974-75. That spring, Martin finished with 52 goals, one of which was the 1,000th in team history. The year prior, on the final night of the 1973-74 campaign, he recorded a hat trick at "The Aud" against St. Louis to become the first player in Sabres' history to record 50 or more goals in one season. Martin even gave the hometown fans a reason to cheer in a game at "The Aud" in which he wasn't wearing a Sabres' uniform. On Jan. 24, 1978, he scored the tying goal in the 31st NHL All-Star Game with just 1:39 left in regulation time to force overtime. That was just one of seven of the League's showcase games he would appear in during his career. He still holds two single-season Sabres records and is tied for another. In addition, Martin remains in the top three in seven of Buffalo's (regular season) career leaders categories. Martin passed away on March 13, 2011, and his life was celebrated in a public memorial service at HSBC Arena on March 24. The team honored his memory by painting the number seven on the ice behind each goal for the remainder of the regular season and playoffs.

**Martin's number 7 was retired on November 15, 1995.**





**Rene Robert | Right Wing 1971-1978**

**14**



**CAREER SABRES TOTALS:**

**524** games played; **222** goals; **330** assists; **552** points **Regular Season**


**47** games played; **22** goals; **17** assists; **39** points **Playoffs**

With the warm spring air mixing with “The Aud” ice, Rene Robert skated out of the mist and scored the famous “Fog Goal” by beating Flyers goalie Bernie Parent in overtime of game three of the 1975 Stanley Cup Final. The historic goal might not have taken place if not for the Sabres’ persistence in acquiring Robert. His road to Buffalo started with the Sabres claiming him from Toronto, only to lose the winger to Pittsburgh in the Intra-League draft on June 8, 1971. The Sabres were then able to acquire the final component of “The French Connection” in a trade with the Penguins on March 4, 1972. Robert finished the 1974-75 regular season with 100 points, marking the first time in club annals that a player reached the century mark in points in one season. That season, Robert was voted by his teammates as Buffalo’s most valuable player. He later recorded another Sabres milestone by scoring the 2,000th goal in club history on Dec. 22, 1977. Robert still ranks as Buffalo’s fifth all-time assist leader with 330 in his career with the Sabres. Coincidentally, Robert had also once worn number 7 in the blue and gold. He played in both the 1973 and 1975 NHL All-Star games.

**Robert’s number 14 was retired on November 15, 1995.**

**Tim Horton | Defense 1972-1974**

**2**



**CAREER SABRES TOTALS:**

**124** games played; **1** goal; **22** assists; **23** points **Regular Season**

**6** games played; **0** goals; **1** assist; **1** point **Playoffs**

Tim Horton skated in the Sabres’ blue, white and gold for only two seasons, but the solid defenseman certainly made his mark on the team. Horton came to Buffalo in the intra-league draft in June 1972 from Pittsburgh. Following that campaign, proof that he had made an impression on his fourth NHL club (also played for Toronto, NY Rangers and Pittsburgh) came when he was named the recipient of the Memorial Award as the team’s most valuable player as voted by his teammates. Horton saw action in 1,446 NHL regular season games plus 126 more in the postseason. Included in his playing days were eight out of nine complete 70-game seasons played between 1958-59 and 1966-67. Horton was a member of four Stanley Cup winning teams with Toronto and appeared in seven NHL All-Star games. Horton became a member of the Hockey Hall of Fame in 1977 and is also a member of the Buffalo Sabres Hall of Fame.

**Horton’s number 2 was retired on January 5, 1996.**






# Sabres Retired Numbers TEAM HISTORY

## Danny Gare | Right Wing 1974-1981

18



### CAREER SABRES TOTALS:

**503** games played; **267** goals; **233** assists; **500** points **Regular Season**

**58** games played; **23** goals; **21** assists; **44** points **Playoffs**

Danny Gare played his first game for the Sabres on October 10, 1974 against Boston, and scored just 18 seconds into his first NHL shift. He finished his rookie season with 62 points (31+31) and contributed 13 points (7+6) in the Sabres' run to the 1975 Stanley Cup Finals. Gare followed up his strong rookie campaign with his first of two 50-goal seasons in 1975-76, when he netted 50 goals and 23 assists in 79 games, and chipped in two game-winning goals in the playoffs. That season, Gare recorded three of his 10 career hat tricks as a Sabre. In 1979-80, he scored a career-high 56 goals, including a club-record 11 game-winners. Rick Martin is the only other Sabre to have two 50-goal seasons. With 267 goals as a Sabre, Gare holds the record for goals by a Sabres right wing. He finished his Sabres career with 500 points. Gare's career as a Sabre came to an end on Dec. 2, 1981 when he was traded to the Detroit Red Wings. He spent his final NHL season in Edmonton in 1986-87. The Nelson, B.C. native finished his career with 685 points (354+331), and was inducted into the Sabres Hall of Fame in 1994.

**Gare's number 18 was retired on November 22, 2005.**

## Pat LaFontaine | Center 1991-1996

16



### CAREER SABRES TOTALS:

**268** games played; **158** goals; **227** assists; **385** points **Regular Season**

**19** games played; **12** goals; **15** assists; **27** points **Playoffs**

Pat LaFontaine enjoyed an illustrious 15-year career before retiring from the NHL in 1998 as the second-highest scoring American-born player with 468 goals and 1,013 points. He was born in St. Louis, but grew up in the suburbs of Detroit, and is still considered one of the game's best playmakers, fastest skaters, and most humble of superstars. A member of the Hockey Hall of Fame in Toronto, LaFontaine began his career in 1983-84 with the New York Islanders. He had a career year for Buffalo in 1992-93 when he set Sabres records for points (148) and assists (95) in a season. After being sidelined by a serious knee injury for most of the 1993-94 season, he returned as team captain in 1994-95 and was awarded the Bill Masterton Trophy for perseverance and dedication to hockey. LaFontaine was with the Sabres from 1991-1997, finishing with 385 points (158+227) in 268 games. He completed the "Empire State Hat Trick" by playing for all three NHL organizations within New York State when he was traded to the Rangers in 1997. He remained one of the Rangers' leading scorers until injuries forced him to prematurely retire on Aug. 11, 1998.

**LaFontaine's number 16 was retired on March 3, 2006.**





**Dominik Hasek | Goaltender 1992-2000****39****CAREER SABRES TOTALS:****491** games played; **234** wins; **55** shutouts; **.926** save percentage;**2.22** goals-against avg. **Regular Season****68** games played; **37** wins; **6** shutouts; **.930** save percentage;**2.04** goals-against avg. **Playoffs**

Originally acquired by the Sabres from the Chicago Blackhawks on Aug. 7, 1992, Dominik Hasek remains one of the most decorated goaltenders in team and league history, appearing in a total of 491 games for the Blue & Gold during a span of nine seasons from 1992-2001. Hasek appeared in a career-high 72 games for the club in the 1997-98 season, setting a team record with 13 shutouts, only to follow that up with a career-best 1.87 goals-against average, .937 save percentage and a Stanley Cup Final berth in 1998-99. While backstopping the Sabres, he became the first goaltender in NHL history to win the Hart Trophy twice (1997 & 1998), while also capturing six Vezina Trophies (1994, 1995, 1997, 1998, 1999 & 2001) as well as the William M. Jennings Trophy (1994 & 2001) and the Lester B. Pearson Award (1997 & 1998) twice each. By the end of his time in Buffalo, Hasek held every meaningful franchise goaltending record and still owns the team's career and single-season records (all from 1998-99) for shutouts (55 career/13 single-season), save percentage (.926/.937) and goals-against average (2.22/1.87).

**Hasek's number 39 was retired on January 13, 2015.**





**Buffalo Sabres Alumni Plaza**

On October 12, 2012, the Buffalo Sabres unveiled the newly named 'Alumni Plaza' outside the team's arena, designed to honor all former members of the team. As part of the plaza's transformation, the six concrete columns that support a pedestrian walkway above the plaza were surrounded by bricks and mortar. Every player ever to play a game for the franchise is commemorated with a plaque on those bricks, detailing his first game with the Sabres.

Also unveiled that day was the centerpiece of Alumni Plaza: a cast in bronze statue depicting the French Connection. Composed of center Gilbert Perreault, left wing Rick Martin and right wing Rene Robert, the French Connection is widely considered to be one of the greatest forward lines in NHL history and remains the most celebrated offensive unit in Buffalo Sabres history. The trio, all of whom were French-Canadian, was dubbed 'The French Connection' – after the 1971 film of the same name – and played together in Buffalo from the team's acquisition of Robert on March 4, 1972 until his departure on October 5, 1979.

Between them, the members of The French Connection played 2,396 games for the Sabres, scoring 1,116 goals and registering 2,573 total points. During their tenure in Buffalo, the three were honored with a combined 15 NHL All-Star Game appearances and seven selections to the First and Second NHL All-Star Teams. All three are members of the Sabres Hall of Fame and have had their numbers officially retired from use by the Sabres. Perreault, the franchise's first ever draft pick, served as the team's captain for five seasons and retired after 17 NHL seasons – all with the Sabres.

Inspiration for the statue came from a photograph taken during a playoff game at Memorial Auditorium on April 27, 1975 which features all three members of The French Connection. The photograph was taken by award-winning photographer Ron Moscati. During the game in which the photograph was taken, all three members of the French Connection scored a goal to lead the Sabres to a playoff win against the Montreal Canadiens.

To design and construct the statue, the Sabres commissioned distinguished American sculptor Jerry McKenna. McKenna is well known for his sports statues, and was named the 2003 'Sports Sculptor of the Year' by the All-American Football Foundation. A specially-designed pedestal, constructed by HHL Architects of Buffalo, features an integrated lighting system and an illuminated informational panel which provides a base for the statue.





# Halls of Fame TEAM HISTORY

## Buffalo Sabres Hall of Fame

MEMBER	INDUCTION	MEMBER	INDUCTION	MEMBER	INDUCTION
Frank Christie	1980	Ted Darling	1996	Pat LaFontaine	2004
Roger Crozier	1980	Seymour H. Knox, III	1996	Rudy Migay	2004
George "Punch" Imlach	1980	Northrup R. Knox	1996	Robert E. Rich, Jr.	2004
Tim Horton	1982	Larry Playfair	1998	George Strawbridge	2004
Fred T. Hunt	1982	Jack Gatecliff	1998	Phil Housley	2007
David Forman	1986	Don Edwards	2000	Dave Andreychuk	2008
Don Luce	1986	Bill Hajt	2000	Milt Ellis	2008
Craig Ramsay	1986	Wayne Redshaw	2000	Jim Lorentz	2010
Richard Martin	1989	Robert "Rip" Simonick	2000	Joe Crozier	2010
Gilbert Perreault	1989	Jerry Korab	2001	Jim Kelley	2011
Rene Robert	1989	Mike Racicot	2001	Alexander Mogilny	2011
Danny Gare	1994	Mike Ramsey	2001	Rick Jeanneret	2012
Jim Schoenfeld	1995	Mike Foligno	2004	Dale Hawerchuk	2012
Robert O. Swados	1995	Dick Johnston	2004	Dominik Hasek	2014

## Hockey Hall of Fame

There are 14 members of the Hockey Hall of Fame with connections to the Buffalo Sabres. Sabres co-founder Seymour H. Knox, III and former Sabres coaches Scotty Bowman, George "Punch" Imlach and Marcel Pronovost have all been honored with induction into the Hall of Fame. Joining them are former Sabres players Tim Horton, Marcel Pronovost, Gilbert Perreault, Dale Hawerchuk, Clark Gillies, Grant Fuhr, Pat LaFontaine, Dick Duff, Dominik Hasek, Phil Housley and Dave Andreychuk.

Additionally, long-time team play-by-play broadcaster Ted Darling was honored in 1994 upon receiving the Foster Hewitt Memorial Award for excellence in broadcasting, an award that his successor, Rick Jeanneret, received in 2012. Harry Neale, who joined Jeanneret in the Sabres' broadcast booth in 2007 after more than 20 years as a color analyst on Hockey Night in Canada, received the award the following year. Rip Simonick, a member of the Sabres' equipment staff since the beginning of the team's existence in 1970, was honored with induction into the Professional Hockey Athletic Trainers Society/Society of Professional Hockey Equipment Managers Wall of Honour in 2018. In addition, four members of the newspaper industry in Western New York have received the Elmer Ferguson Memorial Award: Charlie Barton, Dick Johnston, Jack Gatecliff and Jim Kelley.

## Player Category

MEMBER	INDUCTION
Tim Horton	1977
Marcel Pronovost	1978
Gilbert Perreault	1990
Dale Hawerchuk	2001
Clark Gillies	2002
Grant Fuhr	2003
Pat LaFontaine	2003
Dick Duff	2006
Dominik Hasek	2014
Phil Housley	2015
Dave Andreychuk	2017

## Builders Category

MEMBER	INDUCTION
George "Punch" Imlach	1984
Scotty Bowman	1991
Seymour H. Knox, III	1993

## Foster Hewitt Memorial Award

### Members of Radio & Television Industry

MEMBER	YEAR HONORED
Ted Darling	1994
Rick Jeanneret	2012
Harry Neale	2013

## Elmer Ferguson Memorial Award

### Members of Newspaper Industry

MEMBER	YEAR HONORED
Charlie Barton, Buffalo-Courier Express	1985
Dick Johnston, Buffalo News	1986
Jack Gatecliff, St. Catharines Standard	1995
Jim Kelley, Buffalo News	2004

## Professional Hockey Athletic Trainers Society / Society of Professional Hockey Equipment Managers Wall of Honour

MEMBER	YEAR HONORED
Rip Simonick	2018







# NHL All-Star Game History

## TEAM HISTORY

### NHL All-Star Game History

The Buffalo Sabres hosted the 31st NHL All-Star Game on Jan. 24, 1978 at Buffalo Memorial Auditorium. Sabres forwards Gilbert Perreault and Rick Martin each represented the Wales Conference in the game. Martin scored a goal with 1:39 remaining in the third period to tie the game, sending the All-Star Game to overtime for the first time in its 31-year history. Perreault broke the tie at 3:55 of overtime to give the Wales Conference a 3-2 victory.

### Player Appearances

APPEARANCES/PLAYER	YEARS
7 Rick Martin .....	(1972, 1973, 1974, 1975, 1976, 1977*, 1978)
6 Gilbert Perreault .....	(1971, 1972, 1977, 1978, 1980, 1984)
5 Dominik Hasek .....	(1996, 1997, 1998, 1999, 2001)
4 Mike Ramsey .....	(1982, 1983, 1985, 1986)
3 Phil Housley .....	(1984, 1989, 1990)
3 Alexander Mogilny .....	(1992, 1993, 1994)
2 Brian Campbell .....	(2007, 2008)
2 Don Edwards .....	(1980, 1982)
2 Danny Gare .....	(1980, 1981)
2 Jerry Korab .....	(1975, 1976)
2 Rene Robert.....	(1973, 1975)
2 Miroslav Satan.....	(2000, 2003)
2 Jim Schoenfeld .....	(1977, 1980)
2 Alexei Zhitnik .....	(1999, 2002)
1 Dave Andreychuk.....	(1990)
1 Tom Barrasso.....	(1985)

### Player Appearances

APPEARANCES/PLAYER	YEARS
1 Daniel Briere .....	(2007*)
1 Gerry Desjardins.....	(1977)
1 Dave Dryden .....	(1974)
1 Jack Eichel .....	(2018)
1 Zengus Girgensons.....	(2015)
1 Uwe Krupp .....	(1991)
1 Pat LaFontaine .....	(1993)
1 Don Luce .....	(1975)
1 Ryan Miller .....	(2007)
1 Kyle Okposo .....	(2017)
1 Ryan O'Reilly.....	(2016)
1 Jason Pominville .....	(2012)
1 Daren Puppa.....	(1990)
1 Craig Ramsay.....	(1976)
1 Christian Ruutu .....	(1988)
1 Pierre Turgeon .....	(1990)
1 Thomas Vanek .....	(2009)

\* - Named MVP of All-Star Game.

### Coach Appearances

APPEARANCES/PLAYER	YEARS
2 Scotty Bowman .....	(1980, 1981)
2 Lindy Ruff .....	(1999, 2007)
1 Floyd Smith .....	(1976)

### NHL All-Star Game History Notes

**Note:** Dominik Hasek was selected to the Eastern Conference All-Stars roster in 1995, but the game was cancelled due to the lockout.

**Note:** Bill Hajt (1981, 1985) and John Van Boxmeer (1982) were also selected to appear in the NHL All-Star Game, but did not participate due to injury. Gilbert Perreault withdrew from the 1974 All-Star Game due to injury.

**Note:** Gilbert Perreault and Jim Schoenfeld were both selected to the NHL All-Stars roster for the 1979 Challenge Cup. Perreault recorded two points (1+1) in the three-game series. Schoenfeld did not participate due to injury.

**Note:** Mike Ramsey was selected to the NHL All-Stars roster for Rendez-vous '87, playing in both games in the two-game series.





# NHL All-Star Game History

## TEAM HISTORY

### NHL All-Star Game Statistics | Skaters

SKATER	GP	G	A	P
Rick Martin	7	4	3	7
Daniel Briere	1	1	4	5
Alexander Mogilny	3	2	2	4
Jack Eichel	1	1	2	3
Brain Campbell	2	1	2	3
Gilbert Perreault	6	1	2	3
Pierre Turgeon	1	2	0	2
Dave Andreychuk	1	1	1	2
Jason Pominville	1	1	1	2
Rene Robert	2	1	1	2
Phil Housley	3	0	2	2
Pat LaFontaine	1	1	0	1
Don Luce	1	1	0	1
Miroslav Satan	2	1	0	1

SKATER	GP	G	A	P
Miroslav Satan	2	1	0	1
Kyle Okposo	1	0	1	1
Ryan O'Reilly	1	0	1	1
Alexei Zhitnik	2	0	1	1
Uwe Krupp	1	0	0	0
Zemgus Girgensons	1	0	0	0
Craig Ramsay	1	0	0	0
Christian Ruutu	1	0	0	0
Thomas Vanek	1	0	0	0
Danny Gare	2	0	0	0
Jerry Korab	2	0	0	0
Jim Schoenfeld	2	0	0	0
Mike Ramsey	4	0	0	0

### NHL All-Star Game Statistics | Goaltenders

GOALTENDER	GP	GA	MIN	GAA
Don Edwards	2	2	59:04	2.03
Tom Barrasso	1	2	30:49	3.89
Gerry Desjardins	1	2	28:33	4.20
Dominik Hasek	5	12	100:00	7.20

GOALTENDER	GP	GA	MIN	GAA
Daren Puppa	1	4	30:46	7.80
Ryan Miller	1	3	20:00	9.00
Dave Dryden	1	5	29:37	10.13

### NHL All-Star Teams

#### FIRST TEAM

PLAYERS	POSITION	YEAR
Rick Martin	LW	1973-74
Rick Martin	LW	1974-75
Tom Barrasso	G	1983-84
Dominik Hasek	G	1993-94
Dominik Hasek	G	1994-95
Dominik Hasek	G	1996-97
Dominik Hasek	G	1997-98
Dominik Hasek	G	1998-99
Ryan Miller	G	2009-10

#### SECOND TEAM

PLAYERS	POSITION	YEAR
Rene Robert	RW	1974-75
Gilbert Perreault	C	1975-76
Rick Martin	LW	1975-76
Gilbert Perreault	C	1976-77
Rick Martin	LW	1976-77
Don Edwards	G	1977-78
Danny Gare	RW	1979-80
Jim Schoenfeld	D	1979-80
Don Edwards	G	1979-80
Tom Barrasso	G	1984-85
Daren Puppa	G	1989-90
Pat LaFontaine	C	1992-93
Alexander Mogilny	RW	1992-93
Thomas Vanek	LW	2006-07

### NHL All-Rookie Teams

PLAYERS	POSITION	YEAR
Phil Housley	D	1982-83
Tom Barrasso	G	1983-84
Ray Sheppard	RW	1987-88
Calle Johansson	D	1987-88
Tyler Myers	D	2009-10
Jhonas Enroth	G	2011-12
Jack Eichel	C	2015-16







# Buffalo Sabres Firsts TEAM HISTORY

## Regular Season

<b>FIRST PLAYERS ON THE ICE:</b> .....	Roger Crozier, Paul Terbenche, Tracy Pratt, Ron Anderson, Hap Myers and Bill Inglis
<b>FIRST GOAL:</b> .....	Jim Watson, Oct. 10, 1970 at Pittsburgh (5:01, second period)
<b>FIRST ASSIST:</b> .....	Gerry Meehan, Oct. 10, 1970 at Pittsburgh on Jim Watson's goal
<b>FIRST PENALTY:</b> .....	Gerry Meehan, Oct. 10, 1970 at Pittsburgh (holding, 7:54, first period)
<b>FIRST GOAL BY OPPONENT:</b> .....	Wally Boyer of Pittsburgh, Oct. 10, 1970 (8:09, second period)
<b>FIRST ASSIST BY OPPONENT:</b> .....	Duane Rupp of Pittsburgh, Oct. 10, 1970, on Boyer's goal
<b>FIRST PENALTY BY OPPONENT:</b> .....	Duane Rupp of Pittsburgh, Oct. 10, 1970 (hooking, 1:41, first period)
<b>FIRST POWER PLAY GOAL:</b> .....	Gilbert Perreault, Oct. 10, 1970, at Pittsburgh (11:26, third period)
<b>FIRST POWER PLAY GOAL BY OPPONENT:</b> .....	Dave Balon of NY Rangers, Oct. 14, 1970 at New York (15:52, third period)
<b>FIRST SHORTHANDED GOAL:</b> .....	Ron Anderson, October 23, 1970 vs. Detroit (13:40, third period)
<b>FIRST MAJOR PENALTY:</b> .....	Brian McDonald, Oct. 10, 1970, at Pittsburgh (fighting, 8:01, third period)
<b>FIRST MAJOR PENALTY BY OPPONENT:</b> .....	Bryan Hextall of Pittsburgh, Oct. 10, 1970 (fighting, 8:01, third period)
<b>FIRST WIN:</b> .....	Oct. 10, 1970 (2-1 at Pittsburgh)
<b>FIRST TIE:</b> .....	Oct. 18, 1970 (1-1 vs. Pittsburgh)
<b>FIRST LOSS:</b> .....	Oct. 14, 1970 (3-0 at NY Rangers)
<b>FIRST SHUTOUT:</b> .....	Dec. 6, 1970 by Roger Crozier vs. Minnesota (1-0)
<b>FIRST SHUTOUT BY OPPONENT:</b> .....	Oct. 14, 1970 by Ed Giacomin at NY Rangers (3-0)
<b>FIRST GOAL AT HOME:</b> .....	Oct. 18, 1970 by Gerry Meehan vs. Pittsburgh (5:48, second period)
<b>FIRST HAT TRICK:</b> .....	Jan. 29, 1971 by Gilbert Perreault vs. California
<b>FIRST HAT TRICK BY OPPONENT:</b> .....	Dec. 22, 1970 by Dave Balon of NY Rangers
<b>FIRST TWO-GOAL GAME:</b> .....	Oct. 27, 1970 by Randy Wyrozub vs. Vancouver
<b>FIRST MULTIPLE-POINT GAME:</b> .....	Oct. 10, 1970 by Gerry Meehan vs. Pittsburgh (two assists)

## Playoffs

<b>FIRST GAME:</b> .....	April 4, 1973 at Montreal (lost 2-1)
<b>FIRST GOAL:</b> .....	Craig Ramsay, April 4, 1973 at Montreal (3:13, second period)
<b>FIRST ASSIST:</b> .....	Don Luce, April 4, 1973 at Montreal on Ramsay's goal
<b>FIRST PENALTY:</b> .....	Larry Hillman, April 4, 1973 at Montreal (6:21, first period)
<b>FIRST MAJOR PENALTY:</b> .....	Larry Mickey, April 5, 1973 at Montreal (17:19, first period)
<b>FIRST POWER PLAY GOAL:</b> .....	Rick Martin, April 5, 1973 at Montreal (16:48, first period)
<b>FIRST SHORTHANDED GOAL:</b> .....	Don Luce, May 3, 1975 at Montreal (6:42, first period)
<b>FIRST GAME-WINNING GOAL:</b> .....	Gilbert Perreault, April 8, 1973 vs. Montreal (5-1)
<b>FIRST GOAL BY OPPONENT:</b> .....	Jacques Lemaire of Montreal, April 4, 1973 (17:01, second period)
<b>FIRST HAT TRICK:</b> .....	Jim Lorentz, April 9, 1977 at Minnesota
<b>FIRST HAT TRICK BY OPPONENT:</b> .....	Yvon Cournoyer of Montreal, April 5, 1973 at Montreal
<b>FIRST WIN:</b> .....	April 8, 1973 vs. Montreal (5-1)
<b>FIRST SHUTOUT:</b> .....	April 9, 1980 vs. Vancouver (6-0, Bob Sauve)
<b>FIRST TIME SHUT OUT:</b> .....	May 1, 1975 by Montreal (7-0, Ken Dryden)
<b>FIRST SERIES WIN:</b> .....	4 games to 1 vs. Chicago (April 1975)
<b>FIRST SERIES SWEEP:</b> .....	2 games to 0 vs. Minnesota (April 1977)





# Sabres All-Time Captains & Coaches

## TEAM HISTORY

### All-Time Sabres Captains

PLAYERS	YEARS	PLAYERS	YEARS
Floyd Smith	(1970-71)	James Patrick	(Dec. 2003)
Gerry Meehan	(1971-72 – 1973-74)	J.P. Dumont	(Jan. 2004)
Jim Schoenfeld	(1974-75 – 1976-77)	Daniel Briere	(Feb. 2004; 2005-06 – 2006-07)
Danny Gare	(1977-78 – 1980-81)	Chris Drury	(Nov. 2003; Mar. 2004; 2005-06 – 2006-07)
Gilbert Perreault	(1981-82–1985-86)	Toni Lydman	(Nov. 2007)
Lindy Ruff	(1986-87 – 1988-89)	Brian Campbell	(Dec. 2007)
Mike Foligno	(1989-90)	Jaroslav Spacek	(Jan. 2008)
Mike Ramsey	(1991-92)	Jochen Hecht	(Oct. 2007; Feb. 2008)
Pat LaFontaine	(1992-93 – 1996-97)	Craig Rivet	(2008-09 – Feb. 2011)
Alexander Mogilny*	(Nov. 1993 – Apr. 1994)	Jason Pominville	(Mar. 2008 – Apr. 2008; 2011-12 – Apr. 2013)
Donald Audette**	(Apr. 1998)	Thomas Vanek***	(Oct. 2013)
Michael Peca	(1997-98 – 1999-00)	Steve Ott***	(Oct. 2013 – Feb. 2014)
Stu Barnes	(2001-02 – 2002-03)	Brian Gionta	(2014-15 - 2016-17)
Miroslav Satan	(Oct. 2003)		

\* - Due to a season-ending injury to LaFontaine.

\*\* - Served as captain on April 18, 1998 due to an injury to Michael Peca.

\*\*\* - Vanek and Ott served as co-captains until Vanek was traded to the New York Islanders on Oct. 27, 2013. Vanek was the captain for home games and Ott served as captain for road games. After the trade, Ott served as the team's full-time captain until he was traded to the St. Louis Blues on Feb. 28, 2014. The team finished the season without naming a replacement captain.

### All-Time Sabres Coaches

NAME	YEARS	REGULAR SEASON					PLAYOFFS			
		GAMES	W	L	T/OTL	PCT.	G	W	L	PCT.
Punch Imlach	(Oct. 1970 – Jan. 1972)	119	32	62	25	.374	0	0	0	0
Joe Crozier	(Jan. 1972 – May 1974)	192	77	80	35	.492	6	2	4	.333
Floyd Smith	(May 1974 – May 1977)	241	143	62	36	.668	32	16	16	.500
Marcel Pronovost	(Oct. 1977 – Dec. 1978)	104	52	29	23	.611	8	3	5	.375
Billy Inglis	(Dec. 1978 – June 1979)	56	28	18	10	.589	3	1	2	.333
Roger Neilson	(Oct. 1980 – May 1981)	80	39	20	21	.619	8	4	4	.500
Jim Roberts	(Dec. 1981 – Mar. 1982)	45	21	16	8	.556	0	0	0	0
Jim Schoenfeld	(June 1985 – Jan. 1986)	43	19	19	5	.500	0	0	0	0
Scotty Bowman	(June 1979 – May 1980, Oct. 1981 – Dec. 1981, Mar. 1982 – May 1985, Jan. 1986 – Nov. 1986)	404	210	134	60	.594	36	18	18	.500
Craig Ramsay	(Nov. 1986 – Dec. 1986)	21	4	15	2	.238	0	0	0	0
Ted Sator	(Dec. 1986 – Apr. 1989)	207	96	89	22	.517	11	3	8	.273
Rick Dudley	(Oct. 1989 – Dec. 1991)	188	85	72	31	.535	12	4	8	.333
John Muckler	(Dec. 1991 – June 1995)	268	125	109	34	.530	27	11	16	.407
Lindy Ruff	(July 1997 – Feb. 2013)	1,165	571	432	162	.560	101	57	44	.564
Ron Rolston	(Feb. 2013 – Nov. 2013)	51	19	26	6	.431	0	0	0	0
Ted Nolan	(July 1995 – May 1997, Nov. 2013 – Apr. 2015)	308	113	159	36	.425	12	5	7	.417
Dan Bylsma	(May 2015 - April 2017)	164	68	73	23	.476	0	0	0	0
Phil Housley	(June 2017 - Present)	82	25	45	12	.378	0	0	0	0
<b>TOTALS</b>		<b>3,738</b>	<b>1,727</b>	<b>1,460</b>	<b>551</b>	<b>.536</b>	<b>256</b>	<b>124</b>	<b>132</b>	<b>.484</b>

Floyd Smith's record includes a 2-1 loss vs. Toronto on Jan. 9, 1972, when he filled in for Punch Imlach for a single game following a heart attack that ended Imlach's coaching career.







# TEAM HISTORY

## All-Time Assistant Coaches

ASSISTANT COACH	YEARS
Roger Neilson	1979-80
Jim Roberts	1979-80 – 1983-84
Ron Smith	1980-81
Nick Polano	1981-82
Red Berenson	1982-83 – 1983-84
Joe Crozier	1984-85
Craig Ramsay	1984-85 – 1986-87
Barry Smith	1985-86 – 1988-89
John Van Boxmeer	1990-91 – 1991-92
John Tortorella	1989-90 – 1994-95
Terry Martin	1995-96
Paul Theriault	1996-97
Mike Ramsey	1997-98 – 1999-00
Don Lever	1987-88 – 1989-90
	1992-93 – 2001-02
Scott Arniel	2002-03 – 2005-06
Brian McCutcheon	2000-01 – 2010-11

ASSISTANT COACH	YEARS
James Patrick	2006-07 – 2012-13
Kevyn Adams	2011-12 – 2012-13
Teppo Numminen	2011-12 – 2013-14
Joe Sacco	2013-14
Jerry Forton	2013-14
Bryan Trottier	2014-15
Tom Coolen	2014-15
Danny Flynn	2014-15
Dave Barr	2015-16
Dan Lambert	2015-16
Terry Murray	2015-16 – 2016-17
Bob Woods	2016-17
Tom Ward	2016-17 – 2018-19
Davis Payne	2017-18 – 2018-19
Chris Hajt	2017-18 – 2018-19
Steve Smith	2018-19







# NHL Honors and Awards

## TEAM HISTORY

### NHL Awards Won by Sabres

#### NHL AWARDS

Presidents' Trophy  
 Hart Memorial Trophy  
 Art Ross Trophy  
 Calder Memorial Trophy

James Norris Memorial Trophy  
 Vezina Trophy

Conn Smythe Trophy  
 Lady Byng Memorial Trophy  
 Frank J. Selke Trophy

William M. Jennings Trophy

Lester B. Pearson Award  
 Jack Adams Award

Bill Masterton Memorial Trophy

Lester Patrick Trophy

King Clancy Memorial Trophy  
 NHL Foundation Award

#### AWARD WINNERS

Buffalo Sabres

Dominik Hasek

None

Gilbert Perreault

Tom Barrasso

Tyler Myers

None

Bob Sauve & Don Edwards

Tom Barrasso

Dominik Hasek

Ryan Miller

None

Gilbert Perreault

Craig Ramsay

Michael Peca

Tom Barrasso & Bob Sauve

Dominik Hasek & Grant Fuhr

Dominik Hasek

Dominik Hasek

Ted Nolan

Lindy Ruff

Don Luce

Pat LaFontaine

1980 U.S. Olympic Hockey Team

Seymour H. Knox III & Pat LaFontaine

Rob Ray

Rob Ray

Ryan Miller

#### YEAR(S)

(2006-07)

(1997, 1998)

(1971)

(1984)

(2010)

(1980)

(1984)

(1994, 1995, 1997, 1998, 1999, 2001)

(2010)

(1973)

(1985)

(1997)

(1985)

(1994)

(2001)

(1997, 1998)

(1997)

(2006)

(1975)

(1995)

(Mike Ramsey & Rob McClanahan, 1980)

(1997)

(1999)

(1999)

(2010)

### NHL Awards Won by Year

1970-71

Calder Trophy: **Gilbert Perreault**  
 East Division All-Star: **Gilbert Perreault**

1971-72

East Division All-Star: **Rick Martin, Gilbert Perreault**

1972-73

Lady Byng Trophy: **Gilbert Perreault**  
 East Division All-Star: **Rick Martin, Rene Robert**

1973-74

NHL First-Team All-Star: **Rick Martin (LW)**  
 East Division All-Star: **Rick Martin, Dave Dryden, Gilbert Perreault**

1974-75

Bill Masterton Trophy: **Don Luce**  
 NHL First-Team All-Star: **Rick Martin (LW)**  
 NHL Second-Team All-Star: **Rene Robert (RW)**  
 Wales Conference All-Star: **Rick Martin, Rene Robert, Jerry Korab, Don Luce**

1975-76

NHL Second-Team All-Star: **Gilbert Perreault (C), Rick Martin (LW)**  
 Wales Conference All-Star: **Floyd Smith (Head Coach), Rick Martin, Jerry Korab, Craig Ramsay**







# NHL Honors and Awards TEAM HISTORY

## NHL Awards Won by Year

<b>1976-77</b>	Inducted into Hockey Hall of Fame: <b>Tim Horton</b> Charlie Conacher Memorial Trophy: <b>Jim Lorentz</b> NHL Second-Team All-Star: <b>Gilbert Perreault (C), Rick Martin (LW)</b> Wales Conference All-Star: <b>Gerry Desjardins, Gilbert Perreault, Rick Martin, Jim Schoenfeld</b> All-Star Game MVP: <b>Rick Martin (2 goals)</b>
<b>1977-78</b>	Inducted into Hockey Hall of Fame: <b>Marcel Pronovost</b> NHL Second-Team All-Star: <b>Don Edwards (G)</b> Wales Conference All-Star: <b>Gilbert Perreault, Rick Martin</b>
<b>1978-79</b>	NHL All-Star (Challenge Cup): <b>Gilbert Perreault, Jim Schoenfeld</b>
<b>1979-80</b>	Vezina Trophy: <b>Don Edwards &amp; Bob Sauve</b> NHL Second-Team All-Star: <b>Danny Gare, (RW), Jim Schoenfeld (D), Don Edwards (G)</b> Wales Conference All-Star: <b>Gilbert Perreault, Danny Gare, Jim Schoenfeld, Don Edwards</b>
<b>1980-81</b>	Wales Conference All-Star: <b>Scotty Bowman (Head Coach), Danny Gare, Bill Hajt</b>
<b>1981-82</b>	Wales Conference All-Star Game: <b>Mike Ramsey, John Van Boxmeer</b>
<b>1982-83</b>	NHL All-Rookie Team: <b>Phil Housley (D)</b> Wales Conference All-Star: <b>Mike Ramsey</b>
<b>1983-84</b>	Inducted into Hockey Hall of Fame: <b>Punch Imlach</b> Vezina Trophy: <b>Tom Barrasso</b> Calder Trophy: <b>Tom Barrasso</b> NHL First-Team All-Star: <b>Tom Barrasso (G)</b> NHL All-Rookie Team: <b>Tom Barrasso (G)</b> Wales Conference All-Star: <b>Gilbert Perreault, Phil Housley</b>
<b>1984-85</b>	Selke Trophy: <b>Craig Ramsay</b> William M. Jennings Trophy: <b>Tom Barrasso &amp; Bob Sauve</b> NHL Second-Team All-Star: <b>Tom Barrasso (G)</b> Wales Conference All-Star: <b>Tom Barrasso, Bill Hajt, Mike Ramsey</b>
<b>1985-86</b>	Wales Conference All-Star: <b>Mike Ramsey</b>
<b>1986-87</b>	NHL All-Star (Rendez-vous '87): <b>Mike Ramsey</b>
<b>1987-88</b>	NHL All-Rookie Team: <b>Ray Sheppard (RW), Calle Johansson (D)</b> Wales Conference All-Star: <b>Christian Ruutu</b> NHL Player of the Month: <b>Tom Barrasso (January 1988)</b> NHL Rookie of the Month: <b>Ray Sheppard (February 1988)</b>
<b>1988-89</b>	Wales Conference All-Star: <b>Phil Housley</b>







# NHL Honors and Awards TEAM HISTORY

## NHL Awards Won by Year

<b>1989-90</b>	Inducted into Hockey Hall of Fame: <b>Gilbert Perreault</b> NHL Second-Team All-Star: <b>Daren Puppa (G)</b> Wales Conference All-Star: <b>Pierre Turgeon, Dave Andreychuk, Daren Puppa, Phil Housley</b>
<b>1990-91</b>	Inducted into Hockey Hall of Fame: <b>Scotty Bowman</b> Wales Conference All-Star: <b>Uwe Krupp</b>
<b>1991-92</b>	Wales Conference All-Star: <b>Alexander Mogilny</b> NHL Co-Player of the Month: <b>Pat LaFontaine (January 1992)</b>
<b>1992-93</b>	Inducted into Hockey Hall of Fame: <b>Seymour H. Knox III</b> NHL Second-Team All-Star: <b>Pat LaFontaine (C), Alexander Mogilny (RW)</b> Wales Conference All-Star: <b>Alexander Mogilny, Pat LaFontaine</b> NHL Co-Player of the Month: <b>Alexander Mogilny (January 1993)</b>
<b>1993-94</b>	William M. Jennings Trophy: <b>Dominik Hasek &amp; Grant Fuhr</b> Vezina Trophy: <b>Dominik Hasek</b> NHL First-Team All-Star: <b>Dominik Hasek (G)</b> Eastern Conference All-Star: <b>Alexander Mogilny</b> NHL Co-Player of the Month: <b>Dominik Hasek (December 1993)</b>
<b>1994-95</b>	Bill Masterton Trophy: <b>Pat LaFontaine</b> Vezina Trophy: <b>Dominik Hasek</b> NHL First-Team All-Star: <b>Dominik Hasek (G)</b> Eastern Conference All-Star: <b>Dominik Hasek</b>
<b>1995-96</b>	Eastern Conference All-Star: <b>Dominik Hasek</b>
<b>1996-97</b>	Jack Adams Award: <b>Ted Nolan</b> Hart Trophy: <b>Dominik Hasek</b> Lester B. Pearson Award: <b>Dominik Hasek</b> Vezina Trophy: <b>Dominik Hasek</b> Selke Trophy: <b>Michael Peca</b> Lester Patrick Trophy: <b>Seymour H. Knox III &amp; Pat LaFontaine</b> NHL First-Team All-Star: <b>Dominik Hasek (G)</b> Eastern Conference All-Star: <b>Dominik Hasek</b>
<b>1997-98</b>	Hart Trophy: <b>Dominik Hasek</b> Lester B. Pearson Award: <b>Dominik Hasek</b> Vezina Trophy: <b>Dominik Hasek</b> NHL First-Team All-Star: <b>Dominik Hasek (G)</b> World Team All-Star: <b>Dominik Hasek (Starting Goaltender)</b> NHL Player of the Month: <b>Dominik Hasek (December 1997 &amp; February 1998)</b> NHL Player of the Week: <b>Dominik Hasek (Dec. 1-7, 1997)</b>





**NHL Awards Won by Year**

<b>1998-99</b>	<p>Vezina Trophy: <b>Dominik Hasek</b>            King Clancy Trophy: <b>Rob Ray</b>            NHL First-Team All-Star: <b>Dominik Hasek (G)</b>            North America Team All-Star: <b>Lindy Ruff (Head Coach)</b>            World Team All-Star: <b>Dominik Hasek (Starting Goaltender, Leading Vote-getter), Alexei Zhitnik</b>            NHL Player of the Month: <b>Dominik Hasek (December, 1998)</b>            NHL Player of the Week: <b>Dominik Hasek (Nov. 30-Dec. 6, 1998; Dec. 7-13, 1998; Apr. 5-11, 1999), Miroslav Satan (Feb. 15-21, 1999; Mar. 15-21, 1999)</b></p>
<b>1999-00</b>	<p>World Team All-Star: <b>Miroslav Satan</b>            NHL Player of the Week: <b>Martin Biron (Nov. 1-7, 1999), Dominik Hasek (Apr. 3-9, 2000)</b></p>
<b>2000-01</b>	<p>Vezina Trophy: <b>Dominik Hasek</b>            William M. Jennings Trophy: <b>Dominik Hasek</b>            World Team All-Star: <b>Dominik Hasek</b></p>
<b>2001-02</b>	<p>World Team All-Star: <b>Alexei Zhitnik</b>            Selected to Future Stars Game at All-Star Game: <b>Tim Connolly</b></p>
<b>2002-03</b>	<p>Eastern Conference All-Star: <b>Miroslav Satan</b>            Selected to Future Stars Game at All-Star Game: <b>Ryan Miller, Taylor Pyatt, Henrik Tallinder</b>            NHL Player of the Week: <b>Miroslav Satan (Dec. 1-7, 2002)</b>            NHL Rookie of the Month: <b>Ales Kotalik (January 2003)</b></p>
<b>2003-04</b>	<p>Selected to Future Stars Game at All-Star Game: <b>Derek Roy</b>            NHL Defensive Player of the Week: <b>Martin Biron (Oct. 20-26, 2003)</b></p>
<b>2005-06</b>	<p>Jack Adams Award: <b>Lindy Ruff</b>            NHL Defensive Player of the Week: <b>Ryan Miller (Dec. 19-25, 2005; Jan. 31-Feb 5, 2006)</b></p>
<b>2006-07</b>	<p>NHL Second-Team All-Star: <b>Thomas Vanek (LW)</b>            Voted in as Eastern Conference All-Star Game starter: <b>Ryan Miller (G), Daniel Briere (F), Brian Campbell (D)</b>            Eastern Conference All-Star: <b>Lindy Ruff (Head Coach)</b>            All-Star Game MVP: <b>Daniel Briere (1 goal, 4 assists)</b>            First Star of the Month: <b>Ryan Miller (October 2006)</b>            Rookie of the Month: <b>Drew Stafford (March 2007)</b>            First Star of the Week: <b>Maxim Afinogenov (Oct. 16-22, 2006)</b></p>
<b>2007-08</b>	<p>Eastern Conference All-Star: <b>Brian Campbell</b></p>
<b>2008-09</b>	<p>Eastern Conference All-Star: <b>Thomas Vanek</b>            Third Star of the Month: <b>Ryan Miller (January 2009)</b>            First Star of the Week: <b>Thomas Vanek (Oct. 13-19, 2008)</b>            Third Star of the Week: <b>Thomas Vanek (Dec. 8-14, 2008)</b></p>





**NHL Awards Won by Year**

<b>2009-10</b>	<p>Vezina Trophy: <b>Ryan Miller</b>                      Calder Trophy: <b>Tyler Myers</b>                      NHL Foundation Award: <b>Ryan Miller</b>                      NHL First-Team All-Star: <b>Ryan Miller (G)</b>                      NHL All-Rookie Team: <b>Tyler Myers (D)</b>                      NHL Rookie of the Month: <b>Tyler Myers (January 2010)</b></p>
<b>2010-11</b>	<p>Rookie All-Star Selection: <b>Tyler Ennis</b>                      First Star of the Week: <b>Ryan Miller (Mar. 21-27, 2011), Thomas Vanek (Apr. 4-10, 2011)</b>                      Second Star of the Week: <b>Ryan Miller (Nov. 29-Dec. 5, 2010), Drew Stafford (Feb. 7-13, 2011), Andrej Sekera (Feb. 28-Mar. 6, 2011)</b>                      Third Star of the Week: <b>Jhonas Enroth (Mar. 28-Apr. 3, 2011)</b></p>
<b>2011-12</b>	<p>NHL All-Rookie Team: <b>Jhonas Enroth (G)</b>                      NHL All-Star: <b>Jason Pominville</b>                      Rookie All-Star Selection: <b>Luke Adam</b>                      Third Star of the Month: <b>Ryan Miller (March 2012)</b>                      NHL Rookie of the Month: <b>Marcus Foligno (March 2012)</b>                      First Star of the Week: <b>Ryan Miller (Feb. 27-Mar. 4, 2012)</b>                      Second Star of the Week: <b>Ryan Miller (Mar. 19-25, 2012)</b></p>
<b>2012-13</b>	<p>Third Star of the Month: <b>Thomas Vanek (January 2013)</b>                      First Star of the Week: <b>Thomas Vanek (Jan. 28-Feb. 3, 2013)</b></p>
<b>2013-14</b>	<p>Second Star of the Week: <b>Ryan Miller (Dec 23-29, 2013)</b></p>
<b>2014-15</b>	<p>NHL All-Star: <b>Zemgus Girgensons (Leading Vote-getter)</b>                      First Star of the Week: <b>Tyler Ennis (Dec. 8-14)</b></p>
<b>2015-16</b>	<p>NHL All-Rookie Team: <b>Jack Eichel (C)</b>                      NHL All-Star: <b>Ryan O'Reilly</b>                      Third Star of the Week: <b>Jack Eichel (Jan. 25-31)</b></p>
<b>2016-17</b>	<p>NHL All-Star: <b>Kyle Okposo</b></p>
<b>2017-18</b>	<p>NHL All-Star: <b>Jack Eichel</b>                      Second Star of the Week: <b>Jack Eichel (Jan. 22-28)</b>                      Third Star of the Week: <b>Robin Lehner (Jan. 22-28), Jack Eichel (March 26-April 1)</b></p>







## History of the Uniform **TEAM HISTORY**

### **Uniform 1970 to 2018**

Equipped with one of the National Hockey League's two new teams, the Knox Brothers sought a name for the club that would accompany the Vancouver Canucks into the 1970-71 season. A contest brought about the name "Sabres," which just needed a logo to become the trademark of hockey on the Niagara Frontier. The Sabres crest would remain identical over the first 26 years. The first major change to the team's look came in 1996-97, which accompanied a new home for the Buffalo Sabres (the team moved from Memorial Auditorium into its new address of HSBC Arena).

The crest which would adorn the blue, white and gold jerseys of Buffalo Sabres players from October 1970 until April 1996 reflected the team's name. Along with the Buffalo appeared two crossed sabres "renowned as a clean, sharp, decisive and penetrating weapon on offense, as well as a strong parrying weapon on defense," according to team Public Relations Director Chuck Burr's 1970 press release.

A few minor changes were seen in the Buffalo sweaters over the first 26 years, mostly simple accessory changes. After adding players' last names to the back of the sweaters a few years earlier, 1978-79 marked the first season the team's jerseys did not have drawstrings at the neckline and the debut of the team's crest on the shoulders. While the next season was Buffalo's 10th anniversary campaign, a patch honoring that winter's Olympic Games in Lake Placid, N.Y., was the notable change on the uniforms. The 1980 Winter Olympics is where the legendary "Miracle on Ice" would take place, and where the Sabres held their 1980 training camp. It was probably fitting that 10 years later, a Buffalo Sabres' 20th anniversary logo patch was embroidered on the front right shoulder of the players' uniforms for 1989-90. Two years later, the Sabres joined the other NHL teams in wearing a commemorative patch for the league's 75th anniversary, and fans even had the opportunity to see it on both the home and road jerseys as Buffalo joined 15 other teams in the season-long celebration. For the second half of that season, the Sabres wore their road jerseys at home and donned the home jerseys for away games, to complement the "original six" teams who wore "throwback jerseys." A Stanley Cup centennial patch appeared on the 1992-93 uniforms. Buffalo would again recognize a significant anniversary with a special 25th anniversary logo, which was designed for the team's 1994-95 campaign. Players wore the fifth patch in seven years on the team's sweaters in 1995-96 (bearing jersey number one), remembering former NHL goalie Roger Crozier, who played six of his 14 seasons in the league in Buffalo.

The 1996-97 season began a new era in Buffalo Sabres hockey with a new home, new colors and a new logo. The Sabres' new colors would be black, white, red, gray and silver, featuring a white buffalo head as the new team logo. A secondary logo of a "B" with the familiar sabre piercing through it would also be featured on the shoulder of the new jerseys. In their first season in the new uniforms, the Sabres honored the memory of co-founder Seymour H. Knox III with a circular patch bearing the initials SHK III.

On Nov. 22, 2000, the Sabres unveiled the team's third jersey against the Philadelphia Flyers. The third jersey was a tribute to the original sweater, while incorporating colors and elements from the current design, unveiled in 1996. The organization chose from over 50 different concepts and developed a blend of the 1970s blue and gold crest, featuring the traditional circle and crossed Sabres logo, adorned on a red-based jersey, trimmed in the team's black and silver of the 1990s. The word "BUFFALO" appeared on the lower trim to signify the team's proud attachment to its hometown. The third jersey also featured the current Sabres white buffalo-head logo appearing on the shoulders. The Sabres also wore their original blue and yellow colors with the former logo and design for the season finale, April 4, 2003, against New Jersey.

The Sabres new uniform scheme, unveiled on September 16, 2006, took its inspiration from the original Sabres uniform (1971-1996) and second uniform (1996-2005). The design was a collaborative effort between the Sabres and Reebok International. The new "blue and gold" colors were altered to a deeper navy blue and richer gold that had a greater visual impact both in person and on television broadcasts. Silver accents and a revised "B-Sabre" logo were carried over from the team's second uniform. Unique in the NHL, the new uniforms had player numbers on the front of the jersey. Buffalo also debuted a new alternate uniform that was the original blue uniform from 1970 with the player number on the front like on the newly designed uniforms. The alternate jersey was only worn for the 2006-07 season.

For the Winter Classic game on January 1, 2008, the Sabres wore a modified version of the team's original white jerseys. This was the only time the jersey was worn that season.

The Sabres introduced a new third jersey in 2008-09 that incorporated design elements from the original uniforms while linking elements from the current jerseys. The team's original road uniform (1971-1996) was updated to incorporate the darker navy blue and rich gold featured in the current uniforms along with silver accents on the stripes to give dimension to the original design. The player numbers appeared on the front of the uniform and a neck tie was incorporated, similar to what was worn by the team the first seven years Buffalo was in the league. The original crossed Sabres logo also features silver accents to give a beveled look to the team's original logo. The jersey was designed to incorporate the design elements of the Reebok EDGE uniform system.





# History of the Uniform

## TEAM HISTORY

### Uniform 1970 to 2018

During the 2010-11 season the Sabres completed the return to their roots, adopting a uniform at home and on the road that recalled elements of the first uniform in franchise history. At home, the Sabres utilized the team's previous third jersey. On the road, they donned a white jersey that incorporates the same accent elements of the updated home jersey. The team also unveiled an all new 40th anniversary uniform. This classically-designed uniform was a tribute to not only the history of Buffalo hockey, but early NHL jersey designs of the past. The 40th anniversary alternate jersey was worn 12 times at HSBC Arena during the 2010-11 season and continued to serve as the team's alternate jersey in 2011-12.

The Sabres unveiled another new alternate jersey prior to the 2013-14 season that the team would wear for two seasons. Challenged by Sabres ownership to use gold as the primary jersey color for the first time in team history, the Sabres' creative team – in collaboration with Reebok – created a two-tone jersey with gold as the primary color on the front and navy blue on the back. A newly designed Buffalo Sabres wordmark appeared on the players' pant leg as well as just below the neckline on the main jersey, right above the Sabres' traditional crest on the front of the jersey. Additionally, a unique font and number art were designed by Reebok and were inspired by the tips of actual sabers. The all-new font was used for the jersey numbers as well as players' names. Captain and alternate captain insignia incorporated crossed sabers as design elements and the patches were moved from the traditional spot on the chest to the shoulder of the jersey.

The team saw minor changes to both its home and road jerseys when the NHL partnered with adidas before the 2017-18 season to unveil new authentic jerseys for all 31 NHL teams utilizing the company's ADIZERO technology and design elements. While each Sabres jersey retained its general appearance, the most significant changes included the removal of the silver piping and gray accents on the sides of the jerseys.

The Sabres appeared in their second Winter Classic in on Jan. 1, 2018, the 10-year anniversary of the inaugural game in Buffalo. To commemorate the occasion, the team wore a white jersey that combined design concepts from the franchise's early years with modifications of the team's current logo and elements from the team's 40th anniversary jersey. In addition to minor illustration adjustments to the logo's buffalo and swords, the initials "NY" were added as a marker of the intrastate matchup. The crest and the numbers on the official game jerseys were executed in felt and faux leather materials as a nod to historical "hockey sweater" material construction.

In addition to the crest, the uniform featured three secondary marks: a newly designed shoulder patch that abstracted the Buffalo from the crest and filled it with the team's name; a pair of crossed swords on the pants, also abstracted from the crest; and the Buffalo script wordmark from team's 40th anniversary jersey, now located on the helmet. Following the Winter Classic, the team wore a Winter Classic-style jersey with minor modifications to the one worn at the outdoor game as an alternate jersey for three home games in 2018.





# History of the Uniform

## TEAM HISTORY

### Uniform 1970 to 2018



1996 Home Jersey



1996 Road Jersey



2000 Alternate Jersey



2006 Alternate Jersey



2006 Home Jersey



2006 Road Jersey



2008 Alternate Jersey



Winter Classic 2008 Jersey





History of the Uniform  
**TEAM HISTORY**

**Uniform 1970 to 2018**



2010 Home Jersey



2010 Road Jersey



2010 Alternate Jersey



2013 Alternate Jersey



2017 Home Jersey



2017 Road Jersey



Winter Classic 2018



**icethetics**









# All-Time Draft Selections TEAM HISTORY

## 1970

PLAYER	RD.	NO.	POS.	LAST TEAM
Perreault, Gilbert	1	1	C	Montreal Jr. Canadiens
Deadmarsh, Butch	2	15	LW	Brandon Wheat Kings
Cuddie, Steve	3	29	D	Toronto Marlboros
Wyrozub, Randy	4	43	C	Edmonton Oil Kings
Morton, Mike	5	57	F	Shawinigan Bruins
Keeler, Tim	6	71	D	Niagara Falls Flyers
Regan, Tim	7	84	G	Boston University
Rombough, Doug	8	97	C	St. Catharines Black Hawks
Nadeau, Luc	9	107	C	Drummondville Rangers

## 1971

PLAYER	RD.	NO.	POS.	LAST TEAM
Martin, Richard	1	5	LW	Montreal Jr. Canadiens
Ramsay, Craig	2	19	LW	Peterborough TPT's
Hajt, Bill	3	33	D	Saskatoon Blades
Richer, Robert	4	47	C	Three Rivers Dukes
Warr, Steve	5	61	D	Clarkson University
Duguay, Pierre	6	75	C	Quebec Remparts

## 1972

PLAYER	RD.	NO.	POS.	LAST TEAM
Schoenfeld, Jim	1	5	D	Niagara Falls Flyers
Carriere, Larry	2	25	D	Loyola Univ. (Montreal)
McMasters, Jim	3	37	D	Calgary Centennials
Campeau, Richard	4	53	D	Sorel Black Hawks
Gratton, Gilles	5	69	G	Oshawa Generals
McNab, Peter	6	85	RW	University of Denver

## 1973

PLAYER	RD.	NO.	POS.	LAST TEAM
Titanic, Morris	1	12	LW	Sudbury Wolves
Landry, Jean	2	28	D	Quebec Remparts
Deschamps, Andre	3	44	LW	Quebec Remparts
Dupuis, Yvon	4	60	LW	Quebec Remparts
Smulders, Bob	5	76	RW	Peterborough TPT's
Korzack, Neil	6	92	RW	Peterborough TPT's
Young, Bob	7	108	D	University of Denver
O'Connell, Tim	8	124	RW	University of Vermont

## 1974

PLAYER	RD.	NO.	POS.	LAST TEAM
Fogolin, Lee	1	11	D	Oshawa Generals
Gare, Danny	2	29	RW	Calgary Centennials
Deziel, Michel	3	47	LW	Sorel Black Hawks
McIntosh, Paul	4	65	D	Peterborough TPT's
Lariviere, Gary	5	83	D	St. Catharines Black Hawks
Given, David	6	101	D	Brown University
Noreau, Bernard	7	119	RW	Laval National
Constantin, Charles	8	136	LW	Quebec Remparts
Jodzio, Rick	9	153	LW	Hamilton Red Wings
Smith, Derek	10	168	C	Ottawa 67's
Tsujimoto, Taro	11	183	C	Tokyo Katanas
Geoffrion, Bob	12	196	LW	Cornwall Royals







## All-Time Draft Selections TEAM HISTORY

### 1975

PLAYER	RD.	NO.	POS.	LAST TEAM
Sauve, Bob	1	17	G	Laval National
Breitenbach, Ken	2	35	D	St. Catharines Black Hawks
Martin, Terry	3	44	LW	London Knights
McAdam, Gary	3	53	RW	St. Catharines Black Hawks
Neeld, Greg	4	71	D	Calgary Centennials
Edwards, Don	5	89	G	Kitchener Rangers
Minor, Jim	6	107	LW	Regina Pats
Rowe, Grant	7	125	D	Ottawa 67's
Tidey, Alex	8	143	RW	Lethbridge Broncos
Whitby, Andy	9	159	RW	Oshawa Generals
Moher, Len	10	174	G	University of Notre Dame

### 1976

PLAYER	RD.	NO.	POS.	LAST TEAM
Kowal, Joe	2	33	LW	Hamilton Fincups
Maze, Henry	4	69	LW	Edmonton Oil Kings
Roscoe, Ron	5	87	D	Hamilton Fincups
Lemieux, Don	6	105	D	Three Rivers Draveurs

### 1977

PLAYER	RD.	NO.	POS.	LAST TEAM
Seiling, Ric	1	14	RW	St. Catharines Fincups
Areschenkoff, Ron	2	32	C	Medicine Hat Tigers
Stewart, Bill	4	68	D	Niagara Falls Flyers
Sirois, Richard	5	86	G	Laval National
Ramsey, Wayne	6	104	D	Brandon Wheat Kings

### 1978

PLAYER	RD.	NO.	POS.	LAST TEAM
Playfair, Larry	1	13	D	Portland Winter Hawks
McKegney, Tony	2	32	LW	Kingston Canadiens
McClanahan, Rob	3	49	LW	University of Minnesota
Gazdic, Mike	4	66	D	Sudbury Wolves
Ireland, Randy	5	82	G	Portland Winter Hawks
McGregor, Cam	6	99	LW	Cornwall Royals
Eastman, Dan	7	116	C	London Knights
Stroebel, Eric	8	133	C	University of Minnesota
O'Sullivan, Eugene	9	150	C	Calgary Wranglers

### 1979

PLAYER	RD.	NO.	POS.	LAST TEAM
Ramsey, Mike	1	11	D	University of Minnesota
Ruff, Lindy	2	32	D	Lethbridge Broncos
Robinson, Mark	3	53	D	Victoria Cougars
Cloutier, Jacques	3	55	G	Three Rivers Draveurs
Hamel, Gilles	4	74	LW	Laval National
Haworth, Alan	5	95	C	Sherbrooke Beavers
Knickle, Rick	6	116	G	Brandon Wheat Kings

### 1980

PLAYER	RD.	NO.	POS.	LAST TEAM
Patrick, Steve	1	20	RW	Brandon Wheat Kings
Moller, Mike	2	41	RW	Lethbridge Broncos
McKenna, Sean	3	56	RW	Sherbrooke Beavers
North, Jay	3	62	C	Jefferson (Minn.) H.S.
Wiemer, Jim	4	83	D	Peterborough Petes
Rueter, Dirk	5	104	D	Sault St. Marie Greyhounds
Naud, Daniel	6	125	D	Sorel Black Hawks





# All-Time Draft Selections

## TEAM HISTORY

### 1980

PLAYER	RD.	NO.	POS.	LAST TEAM
Paavola, Jari	7	146	G	T.P.S. (Finland)
Cunneyworth, Randy	8	167	C	Ottawa 67's
Beckon, Dave	9	188	C	Peterborough Petes
Bader, John	10	209	LW	Irondale (Minn.) H.S.

### 1981

PLAYER	RD.	NO.	POS.	LAST TEAM
Dudacek, Jiri	1	17	RW	Czechoslovakia
Virta, Hannu	2	38	D	T.P.S. (Finland)
Aldred, Jim	3	59	LW	Kingston Canadiens
Chisholm, Colin	3	60	D	Calgary Wranglers
Eatough, Jeff	4	80	RW	Cornwall Royals
Wikberg, Anders	4	83	LW	Timra (Sweden)
Eivola, Mauri	5	101	C	T.P.S. (Finland)
Butorac, Ali	6	122	D	Ottawa 67's
Leime, Heikki	7	143	D	T.P.S. (Finland)
Orlando, Gates	8	164	C	Providence College
Sebek, Venci	9	185	D	Niagara Falls Flyers
Harper, Warren	10	206	RW	Prince Albert

### 1982

PLAYER	RD.	NO.	POS.	LAST TEAM
Housley, Phil	1	6	D	South St. Paul (Minn.) H.S.
Cyr, Paul	1	9	LW	Victoria Cougars
Andreychuk, Dave	1	16	C	Oshawa Generals
Anderson, Mike	2	26	C	North St. Paul (Minn.) H.S.
Johansson, Jens	2	30	D	Pitea (Sweden)
Jutila, Timo	4	68	D	Tappara (Finland)
Hamilton, Jeff	4	79	C	Providence College
Logan, Bob	5	100	RW	West Island
Parker, Jeff	6	111	C	Mariner (Minn.) H.S.
Gustavsson, Jacob	6	121	G	Almtuna (Sweden)
Bishop, Alan	7	142	D	Niagara Falls Flyers
Verret, Claude	8	163	C	Three Rivers Draveurs
Norman, Rob	9	184	RW	Cornwall Royals
Craig, Mike	10	205	G	Billings Bighorns
Plankers, Jim	11	226	D	Cloquet (Minn.) H.S.

### 1983

PLAYER	RD.	NO.	POS.	LAST TEAM
Barrasso, Tom	1	5	G	Acton-Boxborough H.S.
Lacombe, Normand	1	10	RW	Univ. of New Hampshire
Creighton, Adam	1	11	C	Ottawa 67's
Tucker, John	2	31	C	Kitchener Rangers
Hajdu, Richard	2	34	LW	Kamloops Jr. Oilers
Puppa, Daren	4	74	G	Kirkland Lake Intermediates
Meyer, Jayson	5	94	D	Regina
PatsHofford, James	6	114	D	Windsor Spitfires
Ruutu, Christian	7	134	C	IFK, Helsinki (Finland)
McSween, Don	8	154	D	Redford (Mich.) Royals
Hoover, Tim	9	174	D	Sault St. Marie Greyhounds
Ferner, Mark	10	194	D	Kamloops Blazers
Krupp, Uwe	11	214	D	Kolner (West Germany)
Hamelin, Marc	12	234	G	Shawinigan Cataracts
Salfi, Kermit	12	235	LW	Northwood Prep H.S.





# All-Time Draft Selections

## TEAM HISTORY

### 1984

PLAYER	RD.	NO.	POS.	LAST TEAM
Andersson, Mikael	1	18	LW	Vastra Frolunda (Sweden)
Trapp, Doug	2	39	LW	Regina Pats
Sheppard, Ray	3	60	RW	Cornwall Royals
Halkidis, Bob	4	81	D	London Knights
Rampton, Joey	5	102	LW	Sault Ste. Marie Greyhounds
Gasseau, James	6	123	D	Drummondville
Wakaluk, Darcy	7	144	G	Kelowna Wings
Stambert, Orwar	8	165	D	Djurgardens (Sweden)
McKinnon, Brian	10	207	C	Ottawa 67's
Delcourt, Grant	11	228	RW	Kelowna Wings
Baker, Sean	12	249	LW	Seattle Breakers

### 1985

PLAYER	RD.	NO.	POS.	LAST TEAM
Johansson, Calle	1	14	D	Vastra Frolunda (Sweden)
Hogue, Benoit	2	35	C	St. Jean Beavers
Gretzky, Keith	3	56	C	Windsor Compuware Spitfires
Moylan, Dave	4	77	D	Sudbury Wolves
Priestlay, Ken	5	98	C	Victoria Cougars
Reekie, Joe	6	119	D	Cornwall Royals
Matikainen, Petri	7	140	D	Sapko (Finland)
Kaese, Trent	8	161	RW	Lethbridge Broncos
Sejba, Jiri	9	182	LW	Dukla Jihlava (Czech.)
Sutton, Boyd	10	203	C	Stratford Jr. B
Larose, Guy	11	224	C	Guelph Platers
Baumgartner, Ken	12	245	D	Prince Albert Raiders

### 1986

PLAYER	RD.	NO.	POS.	LAST TEAM
Anderson, Shawn	1	5	D	Team Canada
Brown, Greg	2	26	D	St. Marks H.S.
Corkum, Bob	3	47	RW	University of Maine
Kerr, Kevin	3	56	RW	Windsor Compuware Spitfires
Baseggio, David	4	68	D	Yale University
Rooney, Larry	5	89	D	Thayer
Baldris, Miguel	6	110	D	Shawinigan Cataracts
Hartman, Mike	7	131	RW	North Bay Centennials
Guay, Francois	8	152	LW	Laval Titans
Whitham, Shawn	9	173	D	Providence College
Rein, Kenton	10	194	G	Prince Albert Raiders
Arndt, Troy	11	215	D	Portland Winter Hawks
Capello, Jeff	S1	5	LW	University of Vermont
Cullen, John	S2	10	C	Boston University

### 1987

PLAYER	RD.	NO.	POS.	LAST TEAM
Turgeon, Pierre	1	1	C	Granby Bisons
Miller, Brad	2	22	D	Regina Pats
MacVicar, Andrew	3	53	LW	Peterborough Petes
Bradley, John	4	84	G	New Hampton H.S.
Pergola, David	5	85	RW	Belmont Hill H.S.
Marshall, Chris	6	106	LW	Boston College H.S.
Flanigan, Paul	7	127	D	New Hampton H.S.
Dooley, Sean	8	148	D	Groton
Roberts, Tim	8	153	C	Deerfield Academy
Tkachuk, Grant	9	169	LW	Saskatoon Blades
Herbers, Ian	10	190	D	Swift Current Broncos

Note: S in round number refers to the supplemental draft.





# All-Time Draft Selections TEAM HISTORY

## 1987

PLAYER	RD.	NO.	POS.	LAST TEAM
Littman, David	11	211	G	Boston College
MacIlsac, Allan	12	232	LW	Guelph Platers
Snuggerud, Dave	S1	1	LW	University of Minnesota
de Carle, Mike	S2	6	RW	Lake Superior St.

## 1988

PLAYER	RD.	NO.	POS.	LAST TEAM
Savage, Joel	1	13	RW	Victoria Cougars
Loewen, Darcy	3	55	LW	Spokane Chiefs
Carney, Keith	4	76	D	Mt. St. Charles H.S.
Mogilny, Alexander	5	89	RW	ZSKA Moscow
Ray, Rob	5	97	LW	Cornwall Royals
Di Vita, David	6	106	D	Lake Superior State
McLaughlin, Mike	6	118	LW	Choate
Griffith, Mike	7	139	RW	Ottawa 67's
Ruoho, Daniel	8	160	D	Madison Memorial H.S.
Flaherty, Wade	9	181	G	Victoria Cougars
Nieman, Thomas	11	223	RW	Choate
Wallwork, Robert	12	244	C	Miami (Ohio) University
Davies, Clarke	S3	18	D	Ferris State University

## 1989

PLAYER	RD.	NO.	POS.	LAST TEAM
Haller, Kevin	1	14	D	Regina Pats
Thomas, Scott	3	56	RW	Nichols (N.Y.) H.S.
MacDonald, Doug	4	77	C	University of Wisconsin
Sutton, Ken	5	98	D	Saskatoon Blades
Pye, Bill	6	107	G	Northern Michigan University
Barkley, Mike	6	119	RW	University of Maine
Plante, Derek	8	161	C	Cloquet (Minn.) H.S.
Audette, Donald	9	183	RW	Laval Titans
Astley, Mark	10	194	D	Lake Superior State
Nelson, John	10	203	C	Toronto Marlboros
Henderson, Todd	11	224	G	Thunder Bay
Bavis, Michael	12	245	RW	Cushing Academy
Boyce, Ian	S3	19	LW	University of Vermont

## 1990

PLAYER	RD.	NO.	POS.	LAST TEAM
May, Brad	1	14	LW	Niagara Falls Thunder
McCarthy, Brian	4	82	C	Pingree H.S. (Mass.)
Smehlik, Richard	5	97	D	Vitkovice (Czech.)
Bojcun, Todd	5	100	G	Peterborough (OHL)
Pascall, Brad	5	103	D	University of North Dakota
Gordiouk, Viktor	7	142	LW	Krylja Sovetov
Nedoma, Milan	8	166	D	Zetor Brno (Czech.)
Winch, Jason	9	187	LW	Niagara Falls Thunder
Naud, Sylvain	10	208	RW	Laval Titans
Martin, Kenneth	11	229	LW	Belmont Hill (Mass.) H.S.
Rubachuk, Brad	12	250	C	Lethbridge Hurricanes
McFarlane, Shane	S3	24	C	University of North Dakota

## 1991

PLAYER	RD.	NO.	POS.	LAST TEAM
Boucher, Philippe	1	13	D	Granby Bisons
Dawe, Jason	2	35	LW	Peterborough Petes
Young, Jason	3	57	LW	Sudbury Wolves

Note: S in round number refers to the supplemental draft.





# All-Time Draft Selections TEAM HISTORY

## 1991

PLAYER	RD.	NO.	POS.	LAST TEAM
Ambroziak, Peter	4	72	LW	Ottawa 67's
Shields, Steve	5	101	G	Univ. of Michigan
O'Donnell, Sean	6	123	D	Sudbury Wolves
Holzinger, Brian	6	124	C	Detroit Red Wings Jr. A
Snell, Chris	7	145	D	Ottawa 67's
Kuntos, Jiri	8	162	D	Jihlava (Czech.)
Iob, Tony	9	189	LW	Sault St. Marie Greyhounds
Meany, Spencer	10	211	RW	St. Lawrence University
Volkov, Mihail	11	233	RW	Krylja (U.S.S.R.)
Smith, Mike	12	255	D	Lake Superior State
Steer, Jamie	S3	19	RW	Michigan Tech

## 1992

PLAYER	RD.	NO.	POS.	LAST TEAM
Cooper, David	1	11	D	Medicine Hat (WHL)
Ciorny, Jozef	2	35	LW	Zvolen (Czech)
Steiner, Ondrej	3	59	C	Plzen (Czech)
Melanson, Dean	4	80	D	St. Hyacinthe (QMJHL)
Barnaby, Matthew	4	83	LW	Beauport (QMJHL)
Ketterer, Markus	5	107	G	Jokerit (Finland)
Khmylev, Yuri	5	108	LW	Krylja (CIS)
Rushforth, Paul	6	131	C	North Bay (OHL)
Tiltgen, Dean	8	179	C	Tri-City (WHL)
Simon, Todd	9	203	C	Niagara Falls (OHL)
Kowalsky, Rick	10	227	RW	Sault St. Marie (OHL)
Clancy, Chris	11	251	LW	Cornwall (OHL)

## 1993

PLAYER	RD.	NO.	POS.	LAST TEAM
Tsygurov, Denis	2	38	D	Lada Togliatti (CIS)
Philpott, Ethan	3	64	RW	Phillips Andover Academy
Safarik, Richard	5	116	LW	Nitra (EUR)
Pozzo, Kevin	6	142	D	Moose Jaw (WHL)
Petrenko, Sergei	7	168	LW	Dynamo Moscow (CIS)
Barrie, Mike	8	194	C	Victoria (WHL)
Moore, Barrie	9	220	LW	Sudbury (OHL)
Davis, Chris	10	246	G	Calgary Royals (Tier 2)
Nichol, Scott	11	272	C	Portland (WHL)

## 1994

PLAYER	RD.	NO.	POS.	LAST TEAM
Primeau, Wayne	1	17	C	Owen Sound (OHL)
Brown, Curtis	2	43	C	Moose Jaw (WHL)
Ndur, Rumun	3	69	D	Guelph (OHL)
Klimentiev, Sergei	5	121	D	Medicine Hat (WHL)
Benazic, Cal	6	147	D	Medicine Hat (WHL)
Plouffe, Steve	7	168	G	Granby (QMJHL)
Hnidy, Shane	7	173	D	Prince Albert (WHL)
Webb, Steve	7	176	RW	Peterborough (OHL)
Westerby, Bob	8	199	LW	Kamloops (WHL)
Millar, Craig	9	225	D	Swift Current (WHL)
Polak, Mark	10	251	C	Medicine Hat (WHL)
Wright, Shayne	11	277	D	Owen Sound (OHL)

## 1995

PLAYER	RD.	NO.	POS.	LAST TEAM
McKee, Jay	1	14	D	Niagara Falls (OHL)
Biron, Martin	1	16	G	Beauport (QMJHL)
Dutiaume, Mark	2	42	LW	Brandon (WHL)

Note: S in round number refers to the supplemental draft.





# All-Time Draft Selections TEAM HISTORY

## 1995

PLAYER	RD.	NO.	POS.	LAST TEAM
Sunderland, Mathieu	3	68	RW	Drummondville (QMJHL)
Davidson, Matt	4	94	RW	Portland (WHL)
Menhart, Marian	5	111	D	Litvinov (Czech)
Popp, Kevin	5	119	D	Seattle (WHL)
Bienvenue, Daniel	5	123	LW	Val d'Or (QMJHL)
Scott, Brian	7	172	C	Kitchener (OHL)
Zanutto, Mike	8	198	C	Oshawa (OHL)
Sklrac, Rob	9	224	LW	Kamloops (WHL)

## 1996

PLAYER	RD.	NO.	POS.	LAST TEAM
Rasmussen, Erik	1	7	C/LW	University of Minnesota
Sarich, Cory	2	27	D	Saskatoon (WHL)
Van Oene, Darren	2	33	LW	Brandon (WHL)
Methot, Francois	3	54	C	St-Hyacinthe (QMJHL)
Walsh, Kurt	4	87	RW	Owen Sound (OHL)
Martone, Mike	4	106	D	Peterborough (OHL)
Tezиков, Alexei	5	115	D	Lada Togliatti (Russia)
Davis, Ryan	6	142	RW	Owen Sound (OHL)
Mortier, Darren	6	161	C	Sarnia (OHL)
Buhler, Scott	9	222	G	Medicine Hat (WHL)

## 1997

PLAYER	RD.	NO.	POS.	LAST TEAM
Noronen, Mika	1	21	G	Tappara (Finland)
Tallinder, Henrik	2	48	D	AIK (Sweden)
Afinogenov, Maxim	3	69	RW	Dynamo (Russia)
Martin, Jeff	3	75	C	Windsor (OHL)
Theoret, Luc	4	101	D	Lethbridge (WHL)
DiRoberto, Torrey	5	128	C	Seattle (WHL)
Campbell, Brian	6	156	D	Ottawa (OHL)
Adduono, Jeremy	7	184	RW	Sudbury (OHL)
Piros, Kamil	8	212	C	Litvinov (Czech)
Kemp, Dylan	9	238	D	Lethbridge (WHL)

## 1998

PLAYER	RD.	NO.	POS.	LAST TEAM
Kalinin, Dimitri	1	18	D	Traktor (Russia)
Peters, Andrew	2	34	LW	Oshawa (OHL)
Milley, Norman	2	47	RW	Sudbury (OHL)
Kristek, Jaroslav	2	50	RW	ZPS Zlin (Czech)
Pandolfo, Mike	3	77	LW	St. Sebastien's
Goldade, Aaron	5	137	C	Brandon (WHL)
Kotalik, Ales	6	164	RW	HC Ceske Budejovice (Czech)
Moran, Brad	7	191	C	Calgary (WHL)
Moravec, David	8	218	RW	HC Vitkovice (Czech)
Terglav, Edo	9	249	RW	Baie-Comeau (QMJHL)

## 1999

PLAYER	RD.	NO.	POS.	LAST TEAM
Heisten, Barrett	1	20	LW	University of Maine
Bartovic, Milan	2	35	RW	Trencin (Slovakia)
Janik, Doug	2	55	D	University of Maine
Zigomanis, Michael	2	64	C	Kingston (OHL)
Preston, Tim	3	73	LW	Seattle (WHL)
Mosovsky, Karel	4	117	LW	Regina (WHL)
Miller, Ryan	5	138	G	Soo (NAHL)





# All-Time Draft Selections TEAM HISTORY

## 1999

PLAYER	RD.	NO.	POS.	LAST TEAM
Kinch, Matthew	5	146	D	Calgary (WHL)
Hyacinthe, Seneque	6	178	LW	Val D'Or (QMJHL)
Dececco, Bret	7	206	RW	Seattle (WHL)
Self, Brad	8	235	C	Peterborough (OHL)
Brunel, Craig	9	263	RW	Prince Albert (WHL)

## 2000

PLAYER	RD.	NO.	POS.	LAST TEAM
Kriukov, Artem	1	15	C	Yaroslavl (Russia)
Decaire, Gerard	2	48	D	Seattle (WHL)
Rousseau, Ghyslain	4	111	G	Baie-Comeau (QMJHL)
Denisov, Denis	5	149	D	HC Moscow (Russia)
Bizyayev, Vasily	7	213	F	CSKA Jr. (Russia)
Gaustad, Paul	7	220	C/LW	Portland (WHL)
McMorrow, Sean	8	258	D	Kitchener (OHL)
Courtney, Ryan	9	277	LW	Windsor (OHL)

## 2001

PLAYER	RD.	NO.	POS.	LAST TEAM
Novotny, Jiri	1	22	C	Budejovice (Czech)
Roy, Derek	2	32	C	Kitchener (OHL)
Thorburn, Chris	2	50	C	North Bay (OHL)
Pominville, Jason	2	55	RW	Shawinigan (QMJHL)
Vondrka, Michal	5	155	LW	Budejovice (Czech)
Aslund, Calle	8	234	D	Huddinge (Sweden)
Dubec, Marek	8	247	D	Vsetin (Slovakia)
Jorde, Ryan	9	279	D	Tri-City (WHL)

## 2002

PLAYER	RD.	NO.	POS.	LAST TEAM
Ballard, Keith	1	11	D	University of Minnesota
Paille, Daniel	1	20	LW	Guelph (OHL)
Tessier, Michael	3	76	LW	Acadie-Bathurst (QMJHL)
Adams, John	3	82	D	Boston College
Hulva, Jakub	4	108	F	Citkovice (Czech)
Magers, Marty	4	121	G	Omaha (USHL)
Sheviev, Maxim	6	178	C	Elemash Elektorstal (Russia)
Hecl, Radoslav	7	208	D	Bratislava (Slovakia)
Wideman, Dennis	8	241	D	London (OHL)
Cizek, Martin	9	271	D	HC Slavia Praha (Czech)

## 2003

PLAYER	RD.	NO.	POS.	LAST TEAM
Vanek, Thomas	1	5	LW	University of Minnesota
Fabry, Branislav	2	65	RW	Bratislava Jr. (Slovakia)
MacArthur, Clarke	3	74	LW	Medicine Hat (WHL)
Hejda, Jan	4	106	D	HC Slavia Praha (Czech)
Ezhov, Denis	4	114	D	Togliatti (Russia)
Morrow, Thomas	5	150	D	Des Moines (USHL)
Voroshinin, Pavel	6	172	D	Mississauga (OHL)
Paetsch, Nathan	7	202	D	Moose Jaw (WHL)
Weber, Jeff	8	235	G	Plymouth (OHL)
Martin, Louis-Phillippe	9	266	RW	Baie-Comeau (QMJHL)

## 2004

PLAYER	RD.	NO.	POS.	LAST TEAM
Stafford, Drew	1	13	RW	University of North Dakota
Funk, Michael	2	43	D	Portland (WHL)





# All-Time Draft Selections TEAM HISTORY

## 2004

PLAYER	RD.	NO.	POS.	LAST TEAM
Sekera, Andrej	3	71	D	Trencin Jr. (Slovakia)
Valent, Michal	5	145	G	Martin Jr. (Slovakia)
Kaletka, Patrick	6	176	RW	Peterborough (OHL)
Mancari, Mark	7	207	RW	Ottawa (OHL)
Card, Mike	8	241	D	Kelowna (WHL)
Hunter, Dylan	9	273	LW	London (OHL)

## 2005

PLAYER	RD.	NO.	POS.	LAST TEAM
Zagraban, Marek	1	13	C	Chicoutimi (QMJHL)
Gogulla, Philippe	2	48	LW	Koln (Germany)
Gagnani, Marc-Andre	3	87	D	PEI (QMJHL)
Butler, Chris	4	96	D	Sioux City (USHL)
Gerbe, Nathan	5	142	C	US Under-18 (USDL)
Dennis, Adam	6	182	G	London (OHL)
Buravchikov, Vyacheslav	6	191	D	Krylya (Russia)
Generous, Matt	7	208	D	N.E. Jr. Falcons (EJHL)
Orpik, Andrew	7	227	D	Thayer Academy (USHSE)

## 2006

PLAYER	RD.	NO.	POS.	LAST TEAM
Persson, Dennis	1	24	D	Vasteras Jr. (Sweden)
Enroth, Jhonas	2	46	G	Sodertalje (Sweden)
Weber, Mike	2	57	D	Windsor (OHL)
Schutz, Felix	4	117	C	Saint John (QMJHL)
Biega, Alex	5	147	D	Salisbury (USHS)
Breault, Benjamin	7	207	C	Baie Comeau (QMJHL)

## 2007

PLAYER	RD.	NO.	POS.	LAST TEAM
Brennan, T.J.	2	31	D	St. John's (QMJHL)
Schiestel, Drew	2	59	D	Mississauga (OHL)
Tropp, Corey	3	89	F	Sioux Falls (USHL)
Eidsness, Bradley	5	139	G	Okotoks (AJHL)
Allard, Jean-Simon	5	147	C	St. John's (QMJHL)
Byron, Paul	6	179	C	Gatineau (QMJHL)
Eno, Nick	7	187	G	Green Mountain (EJHL)
MacKenzie, Drew	7	209	D	The Taft School (USHS)

## 2008

PLAYER	RD.	NO.	POS.	LAST TEAM
Myers, Tyler	1	12	D	Kelowna (WHL)
Ennis, Tyler	1	26	LW	Medicine Hat (WHL)
Adam, Luke	2	44	LW	St. John's (WHL)
Fienhage, Cory	3	81	D	Eastview (USHS)
Jokinen, Justin	4	101	RW	Cloquet (USHS)
Southorn, Jordon	4	104	D	PEI (QMJHL)
Lagace, Jacob	5	134	LW	Chicoutimi (QMJHL)
Crawford, Nick	6	164	D	Saginaw (OHL)

## 2009

PLAYER	RD.	NO.	POS.	LAST TEAM
Kassian, Zack	1	13	RW	Peterborough (OHL)
McNabb, Brayden	3	66	D	Kootenay (WHL)
Foligno, Marcus	4	104	LW	Sudbury (OHL)
Adams, Mark	5	134	D	Malden Catholic (USHS)
Knapp, Connor	6	164	G	Miami (CCHA)
Legault, Maxime	7	194	RW	Shawinigan (QMJHL)





# All-Time Draft Selections TEAM HISTORY

## 2010

PLAYER	RD.	NO.	POS.	LAST TEAM
Pysyk, Mark	1	23	D	Edmonton (WHL)
Gauthier-Leduc, Jerome	3	68	D	Rouyn-Noranda (QMJHL)
Sundher, Kevin	3	75	C	Chilliwack (WHL)
MacKenzie, Matt	3	83	D	Calgary (WHL)
Shiple, Steven	4	98	C	Owen Sound (OHL)
Sutch, Gregg	5	143	RW	Mississauga (OHL)
Henley, Cedrick	6	173	LW	Val d'Or (QMJHL)
Isackson, Christian	7	203	RW	St. Thomas (USHS)
Boychuk, Riley	7	208	LW	Portland (WHL)

## 2011

PLAYER	RD.	NO.	POS.	LAST TEAM
Armia, Joel	1	16	RW	Assat (SM-liiga)
Catenacci, Daniel	3	77	C	Sault Ste. Marie (OHL)
Jacobs, Colin	4	107	C	Seattle (WHL)
Lepkowski, Alex	5	137	D	Barrie (OHL)
Lieuwen, Nathan	6	167	G	Kootenay (WHL)
Navin, Brad	7	197	C	Waupaca (USHS)

## 2012

PLAYER	RD.	NO.	POS.	LAST TEAM
Grigorenko, Mikhail	1	12	C	Quebec (QMJHL)
Girgensons, Zemgus	1	14	C	Dubuque (USHL)
McCabe, Jake	2	44	D	Wisconsin (WCHA)
Kea, Justin	3	73	C	Saginaw (OHL)
Nelson, Logan	5	133	C	Victoria (WHL)
Ullmark, Linus	6	163	G	MODO Jr. (Sweden)
Austin, Brady	7	193	D	Belleville (OHL)
Peterson, Judd	7	204	C/RW	Duluth Marshall (USHS)

## 2013

PLAYER	RD.	NO.	POS.	LAST TEAM
Ristolainen, Rasmus	1	8	D	TPS (SM-liiga)
Zadorov, Nikita	1	16	D	London (OHL)
Compher, J.T.	2	35	LW	US Under-18 (USHL)
Hurley, Connor	2	38	C	Edina (USHS)
Bailey, Justin	2	52	RW	Kitchener (OHL)
Baptiste, Nicholas	3	69	RW	Sudbury (OHL)
Petersen, Cal	5	129	G	Waterloo (USHL)
Possler, Gustav	5	130	RW	MODO Jr. (Sweden)
Florentino, Anthony	5	143	D	South Kent (USHS)
Malone, Sean	6	159	C	US Under-18 (USHL)
Locke, Eric	7	189	C	Saginaw (OHL)

## 2014

PLAYER	RD.	NO.	POS.	LAST TEAM
Reinhart, Sam	1	2	C	Kootenay (WHL)
Lemieux, Brendan	2	31	LW	Barrie (OHL)
Cornel, Eric	2	44	C	Peterborough (OHL)
Karabacek, Vaclav	2	49	RW	Gatineau (QMJHL)
Johansson, Jonas	3	61	G	Brynas Jr. (Sweden)
Martin, Brycen	3	74	D	Swift Current (WHL)
Willman, Maxwell	5	121	C	Williston-North Hampton (USHS)
Brown, Christopher	6	151	C	Cranbrook Kingswood (USHS)
Olofsson, Victor	7	181	RW	MODO Jr. (Sweden)





## All-Time Draft Selections

# TEAM HISTORY

### 2015

PLAYER	RD.	NO.	POS.	LAST TEAM
Eichel, Jack	1	2	C	Boston University (H-East)
Guhle, Brendan	2	51	D	Prince Albert (WHL)
Borgen, William	4	92	D	Moorhead (USHS)
Stephens, Devante	5	122	D	Kelowna (WHL)
Estephan, Giorgio	6	152	C	Lethbridge (WHL)
Chukarov, Ivan	7	182	D	Minnesota (NAHL)

### 2016

PLAYER	RD.	NO.	POS.	LAST TEAM
Nylander, Alexander	1	8	LW	Mississauga (OHL)
Asplund, Rasmus	2	33	C	Farjestad (Sweden)
Pu, Cliff	3	69	RW	London (OHL)
Fitzgerald, Casey	3	86	D	Boston College (H-East)
Murray, Brett	4	99	LW	Carleton Place (CCHL)
Nyberg, Philip	5	129	D	Linkoping Jr. (Sweden)
Budik, Vojtech	5	130	D	Prince Albert (WHL)
Hagel, Brandon	6	159	LW	Red Deer (WHL)
Osmanski, Austin	7	189	D	Mississauga (OHL)
Glotov, Vasily	7	190	C	Lvy St. Petersburg 2 (Russia)

### 2017

PLAYER	RD.	NO.	POS.	LAST TEAM
Mittelstadt, Casey	1	8	C	Eden Prairie (USHS)
Davidsson, Marcus	2	37	C	Djurgardens (Sweden)
Luukkonen, Ukko-Pekka	2	54	G	HPK Jr. (Finland)
Laaksonen, Oskari	3	89	D	Ilves Jr. (Finland)
Bryson, Jacob	4	99	D	Providence (H-East)
Weissbach, Linus	7	192	LW	Tri-City (USHL)

### 2018

PLAYER	RD.	NO.	POS.	LAST TEAM
Dahlin, Rasmus	1	1	D	Frolunda (Sweden)
Samuelsson, Mattias	2	32	D	US Under-18 (USHL)
Pekar, Matej	4	94	C	Muskegon (USHL)
Cronholm, Linus	4	117	D	Malmo Jr. (Sweden)
Kukkonen, Miska	5	125	D	Ilves Jr. (Finland)
Worge-Kreu, William	7	187	D	Linkoping Jr. (Sweden)







# All-Time Sabres Transactions **TEAM HISTORY**

## 1970

DATE	TRANSACTION
6-9-70	Selected Kevin O'Shea, Cliff Schmutz, Brian McDonald and Bill Inglis in the Inter-League Draft.
6-9-70	Claimed Joe Daley on waivers from Pittsburgh.
6-10-70	Selected Tom Webster, Al Hamilton, Don Marshall, Tracy Pratt, Jim Watson, Francois Lacombe, Phil Goyette, Reg Fleming, Mike McMahon, Skip Krake, Jean-Guy Lagace, Craig Cameron, Chris Evans, Doug Barrie, Gerry Meehan, Paul Terbenche, Brian Perry, Howie Menard, Rocky Farr and Gary Edwards in the NHL Expansion Draft.
6-10-70	Traded Tom Webster to Detroit for Roger Crozier.
6-10-70	Purchased Ted Hodgson from the New York Rangers.
9-2-70	Purchased Floyd Smith and Brent Imlach from Toronto.
10-2-70	Traded Craig Cameron to St. Louis for Ron Anderson.
10-9-70	Purchased Dave Dryden from Pittsburgh.
10-19-70	Purchased Bill Sutherland from Philadelphia; traded Sutherland to St. Louis for future considerations.
11-2-70	Claimed Steve Atkinson on waivers from Boston.
11-2-70	Claimed Paul Andrea on waivers from California.
11-3-70	Claimed Bob Baun on waivers from Detroit.
11-4-70	Traded Bob Baun to St. Louis for Jean-Guy Talbot and Larry Keenan.
11-25-70	Traded Mike McMahon to Los Angeles for Eddie Shack and Dick Duff.
12-28-70	Lost Cliff Schmutz on waivers to Philadelphia.

## 1971

DATE	TRANSACTION
1-24-71	Traded Jean-Guy Legace to Pittsburgh for Terry Ball.
5-25-71	Traded Joe Daley to Detroit for Don Luce and Mike Robitaille.
6-8-71	Selected Danny Lawson from Minnesota, Rod Zaine from Pittsburgh, Rene Robert and Ken Murray from Toronto, Ray McKay from Chicago, Tom Miller from Detroit and Hugh Harris from Montreal and lost Don Marshall to Toronto, Gary Edwards to Los Angeles and Rene Robert to Pittsburgh in Intra-League Draft.
11-16-71	Traded Larry Keenan to Philadelphia for Larry Mickey.
12-16-71	Traded Doug Barrie and Mike Keeler to Los Angeles for Mike Byers and Larry Hillman.

## 1972

DATE	TRANSACTION
1-14-72	Traded a second-round draft choice in 1972 (Larry Sacharuk) to the New York Rangers for Jim Lorentz.
3-3-72	Lost Kevin O'Shea on waivers to St. Louis.
3-4-72	Acquired Rene Robert from Pittsburgh for Eddie Shack.
3-5-72	Traded Chris Evans to St. Louis for George Morrison and a second-round draft choice in 1972 (Larry Carriere).
3-5-72	Sold Phil Goyette to the New York Rangers.
6-5-72	Acquired Tim Horton from Pittsburgh in Intra-League Draft.
6-6-72	Lost Tom Miller and Ken Murray to the New York Islanders and Rod Zaine to Atlanta in the Expansion Draft.
6-18-72	Purchased Rod Busniuk from Montreal.
2-14-73	Traded Butch Deadmarsh to Atlanta for Norm Gratton.

## 1973

DATE	TRANSACTION
6-12-73	Lost Ray McKay to California and acquired Joe Noris from St. Louis in the Intra-League Draft.
6-14-73	Traded Jake Rathwell to St. Louis for Paul Curtis.
12-27-73	Traded Tracy Pratt and John Gould to Vancouver for Jerry Korab.
2-14-73	Traded Butch Deadmarsh to Atlanta for Norm Gratton.

## 1974

DATE	TRANSACTION
1-21-74	Traded Paul Curtis to the New York Rangers for Real Lemieux.
3-10-74	Traded Doug Rombough to the New York Islanders for Brian Spencer.
6-10-74	Lost Ron Busniuk to Detroit in Intra-League Draft.
6-12-74	Lost Paul Terbenche to Kansas City and Steve Atkinson and Randy Wyrozub to Washington in the Expansion Draft.
10-14-74	Traded Gerry Meehan and Mike Robitaille to Vancouver for Jocelyn Guevremont and Bryan McSheffrey.





## All-Time Sabres Transactions

# TEAM HISTORY

### 1975

DATE	TRANSACTION
1-27-75	Traded Norm Gratton and a third-round draft choice in 1976 (Ron Zanussi) to Minnesota for Fred Stanfield.
3-3-75	Traded the rights to Garry Lariviere to the New York Islanders for the rights to Gerry Desjardins.
10-1-75	Sold Rocky Farr to Kansas City.
10-1-75	Traded Larry Carriere, a first-round draft choice in 1976 (Greg Carroll) and cash to Atlanta for Jacques Richard.

### 1976

DATE	TRANSACTION
6-11-76	Traded the rights to free agent Peter McNab to Boston for the rights to free agent Andre Savard.

### 1977

DATE	TRANSACTION
3-3-77	Sold Roger Crozier to Washington.
9-20-77	Traded Brian Spencer to Pittsburgh for Ron Schock.

### 1979

DATE	TRANSACTION
2-6-79	Traded Gary McAdam to Pittsburgh for Dave Schultz.
3-12-79	Traded Jocelyn Guevremont to the New York Rangers for a third-round draft choice in 1979 (Jacques Cloutier) and a third-round draft choice in 1980 (Sean McKenna).
6-13-79	Lost Lee Fogolin and Ron Areshenkoff to Edmonton, Terry Martin to Quebec and Dave Given to Hartford in the Expansion Draft.
10-5-79	Traded Rene Robert to Colorado for John Van Boxmeer.
11-13-79	Traded Alex Tidey to Edmonton for John Gould.

### 1980

DATE	TRANSACTION
3-10-80	Traded Jerry Korab to Los Angeles for a first-round draft choice in 1982 (Phil Housley).
10-30-80	Traded Bill Stewart to St. Louis for Bob Hess and a fourth-round draft choice in 1981 (Anders Wickenberg).

### 1981

DATE	TRANSACTION
1-12-81	Lost Rick Dudley on waivers to Winnipeg.
3-10-81	Traded Rick Martin to Los Angeles for a third-round draft choice in 1981 (Colin Chisholm) and a first-round draft choice in 1983 (Tom Barrasso).
3-10-81	Traded Don Luce to Los Angeles for a sixth-round draft choice in 1982 (Jeff Parker) and cash.
10-5-81	Acquired Yvon Lambert from Montreal and lost Rob McClanahan to Hartford in Waiver Draft.
12-2-81	Traded Jim Schoenfeld, Danny Gare and Derek Smith to Detroit for Mike Foligno, Dale McCourt and Brent Peterson.
12-2-81	Traded Bob Sauve to Detroit for a conditional first-round draft choice (Sauve was returned to the Sabres after the 1981-82 season).

### 1982

DATE	TRANSACTION
2-8-82	Acquired Paul Harrison on waivers from Pittsburgh.
6-9-82	Traded Alan Haworth and a third-round draft choice in 1982 (Milan Novy) to Washington for a second-round draft choice (Mike Anderson) and a fourth-round draft choice (Timo Jutila) in 1982.
6-9-82	Traded Don Edwards, Richie Dunn, a second-round draft choice in 1982 (Rich Kromm) and a first-round draft choice in 1983 (Dan Quinn) to Calgary for a first-round draft choice (Paul Cyr) and second-round draft choice (Jens Johansson) in 1982 and a first-round draft choice (Norm Lacombe) and a second-round draft choice in 1983 (John Tucker).
6-9-82	Traded a 12th-round draft choice in 1982 (Marco Callas) to Washington for a 12th-round draft choice in 1983 (Kermit Salfi)

### 1983

DATE	TRANSACTION
6-6-83	Traded Tony McKegney, Andre Savard, J.F. Sauve and a third-round draft choice in 1983 (Iirvo Jarvi) to Quebec for Real Cloutier and a first-round draft choice in 1983 (Adam Creighton).
10-3-83	Lost John Van Boxmeer to Quebec in the Waiver Draft.





## All-Time Sabres Transactions

# TEAM HISTORY

### 1984

DATE	TRANSACTION
12-6-84	Traded Steve Patrick and Jim Wiemer to the New York Rangers for Dave Maloney and Chris Renaud.

### 1985

DATE	TRANSACTION
9-9-85	Purchased Don Lever from New Jersey.
10-4-85	Traded Randy Cunneyworth and Mike Moller to Pittsburgh for Pat Hughes.
10-7-85	Lost Brent Peterson to Vancouver in the Waiver Draft.
10-15-85	Traded Bob Sauve to Chicago for a third-round draft choice in 1985 (Kevin Kerr).

### 1986

DATE	TRANSACTION
1-30-86	Traded Larry Playfair, Sean McKenna and Ken Baumgartner to Los Angeles for Brian Engblom and Doug Smith.
3-11-86	Traded a 12th-round draft choice in 1986 (Doug Kirton) to New Jersey for Phil Russell.
4-22-86	Traded a third-round draft choice in 1987 (Ross Wilson) to Los Angeles for an eighth-round draft choice in 1987 (Tim Roberts) and future considerations.
6-21-86	Traded Gilles Hamel to Winnipeg for Scott Arniel.
10-3-86	Traded Brian Engblom to Calgary for Jim Korn.
10-6-86	Acquired Clark Gillies from the New York Islanders and Wilf Paiement from the New York Rangers while losing Pat Hughes to St. Louis and Mal Davis to Los Angeles in the Waiver Draft.
10-7-86	Traded Ric Seiling to Detroit for future considerations.
11-19-86	Traded a second-round draft choice in 1988 (Martin St. Amour) to Montreal for Tom Kurvers.

### 1987

DATE	TRANSACTION
3-6-87	Traded Norm Lacombe, the professional rights to Wayne Van Dorp and a fourth-round draft choice in 1987 (Peter Eriksson) to Edmonton for Mark Napier, Lee Fogolin and a fourth-round draft choice in 1987 (John Bradley).
5-22-87	Traded Jim Korn to New Jersey for Jan Ludvig.
6-13-87	Traded Tom Kurvers to New Jersey for a third-round draft choice in 1987 (Andrew MacVicar) and a 10th-round draft choice in 1989 (Mark Astley).
10-5-87	Acquired Ed Hospodar from Philadelphia and Kevin Maguire from Toronto and lost Dave Fenyves to Philadelphia in the Waiver Draft.
10-13-87	Traded Andy Ristau to Minnesota for a sixth-round draft choice in 1988 (David Di Vita).
12-31-87	Traded Paul Cyr and a 10th-round draft choice in 1988 (Eric Fenton) to the New York Rangers for Mike Donnelly and a fifth-round draft choice in 1988 (Alexander Mogilny).

### 1988

DATE	TRANSACTION
2-11-88	Traded Steve Dykstra and a seventh-round draft choice in 1989 (Davis Payne) to Edmonton for Scott Metcalfe and a ninth-round draft choice in 1989 (Donald Audette).
10-3-88	Acquired Steve Smith from Calgary and lost Doug Smith to Edmonton and Jim Hofford to Los Angeles in the Waiver Draft.
10-3-88	Acquired Wayne Van Dorp from Pittsburgh for a seventh-round draft choice in 1990 (Pat Neaton).
10-21-88	Traded Bob Logan and a ninth-round draft choice in 1989 (Jim Giacini) to Los Angeles for Larry Playfair.
11-12-88	Traded Tom Barraso and a third-round draft choice in 1990 (Joe Dziedzic) to Pittsburgh for Doug Bodger and Darrin Shannon.
12-26-88	Traded Adam Creighton and future considerations to Chicago for Rick Vaive and future considerations.

### 1989

DATE	TRANSACTION
2-16-89	Traded Wayne Van Dorp to Chicago for a seventh-round draft choice in 1990 (Viktor Gordiouk).
3-6-89	Traded Calle Johansson and a second-round draft choice in 1989 (Byron Dafoe) to Washington for Clint Malarchuk, Grant Ledyard and a sixth-round draft choice in 1991 (Brian Holzinger).
3-7-89	Traded Lindy Ruff to the New York Rangers for a fifth-round draft choice in 1990 (Richard Smehlik).
6-1-89	Traded Mark Ferner to Washington for Scott McCrory.
6-17-89	Traded Joe Reekie to the New York Islanders for a sixth-round draft choice in 1989 (Bill Pye).
9-29-89	Traded Jacques Cloutier and a sixth-round draft choice in 1990 (Derek Edgerly) to Chicago for Steve Ludzik and a fifth-round draft choice in 1990 (Todd Bojcun).







## All-Time Sabres Transactions

# TEAM HISTORY

### 1989

DATE	TRANSACTION
10-2-89	Lost Mikael Andersson to Hartford in the Waiver Draft.
10-4-89	Traded a fourth-round draft choice in 1991 (Keith Redmond) to Los Angeles for Dean Kennedy.
11-24-89	Traded Bob Halkidis and future considerations to Los Angeles for Dale DeGray and future considerations.

### 1990

DATE	TRANSACTION
1-5-90	Traded John Tucker to Washington for future considerations.
3-5-90	Traded Kevin Maguire and a second-round draft choice in 1990 (Mikael Renberg) to Philadelphia for Jay Wells and a fourth-round draft choice in 1991 (Peter Ambroziak).
6-16-90	Traded Phil Housley, Scott Arniel, Jeff Parker and a first-round draft choice in 1990 (Keith Tkachuk) to Winnipeg for Dale Hawerchuk and a first-round draft choice in 1990 (Brad May).
7-3-90	Purchased John Tucker from the Washington Capitals.
7-9-90	Traded Ray Sheppard to the New York Rangers for cash and future considerations.
9-30-90	Traded Mike Donnelly to Los Angeles for Mikko Makela. Traded Shawn Anderson to Washington for Bill Houlder.
12-17-90	Traded Mike Foligno and an eighth-round draft choice in 1991 (Thomas Kucharcik) to Toronto for Lou Franceschetti and Brian Curran.

### 1991

DATE	TRANSACTION
1-21-91	Traded John Tucker to the New York Islanders for future considerations.
3-5-91	Traded the rights to Ken Priestley to Pittsburgh for Tony Tanti. Acquired Steve Weeks from Vancouver for future considerations.
5-26-91	Traded Darcy Wakaluk to Minnesota for an eighth-round draft choice in 1991 (Jiri Kuntos).
5-30-91	Lost Greg Paslawski to San Jose in the expansion draft.
6-22-91	Acquired Tom Draper from Winnipeg for future considerations (Buffalo's seventh-round choice in 1992 - Artur Oktyabrev).
10-11-91	Traded Darrin Shannon, Dean Kennedy and Mike Hartman to Winnipeg for Dave McLlwain, Gord Donnelly, Winnipeg's fifth-round choice (Yuri Khmylev) in 1992 and future considerations.
10-24-91	Acquired Colin Patterson from Calgary for future considerations.
10-25-91	Traded Pierre Turgeon, Uwe Krupp, Dave McLlwain and Benoit Hogue to the New York Islanders for Pat LaFontaine, Randy Wood and Randy Hillier.

### 1992

DATE	TRANSACTION
3-9-92	Traded Dave Snuggerud to San Jose for Wayne Presley. Traded Jay Wells to the New York Rangers for Randy Moller.
3-10-92	Traded Kevin Haller to Montreal for Petr Svoboda. Acquired Dave Hannan from Toronto for a sixth-round draft choice (Chris Deruiter) in 1992.
6-15-92	Traded Christian Ruutu and future considerations to Winnipeg for Stephane Beauregard.
6-18-92	Lost Darcy Loewen and Brad Miller to Ottawa in the expansion draft.
8-7-92	Traded Stephane Beauregard and future considerations (fourth-round pick in 1993 - Eric Daze) to Chicago for Dominik Hasek.
10-9-92	Claimed Bob Sweeney on waivers from Boston.

### 1993

DATE	TRANSACTION
2-3-93	Traded Dave Andreychuk, Daren Puppa, and the team's first-round draft choice in 1993 (Kenny Jonsson) to Toronto for Grant Fuhr and the Maple Leafs' fifth-round pick (Kevin Popp) in the 1995 Draft.
3-22-93	Traded Mike Ramsey to the Pittsburgh Penguins for Bob Errey.
6-24-93	Lost Bill Houlder and Bob Corkum to Anaheim in the expansion draft.
9-1-93	Traded Jozef Cierny and a future draft choice (fourth round in 1994 - Jussi Tarvainen) to Edmonton for Craig Simpson.
9-30-93	Traded Tom Draper to the New York Islanders for future considerations (Steve Plouffe, 7th-round choice, 1994 Draft).
10-27-93	Traded Keith Carney and a future draft choice (sixth-round pick in 1995 - Marc Magliarditi) to Chicago for Craig Muni and Chicago's fifth-round choice in 1995 (Daniel Bienvenue).
12-15-93	Traded Gord Donnelly to the Dallas Stars for James Black and a conditional draft choice in 1994 (Steve Webb).

### 1994

DATE	TRANSACTION
7-8-94	Acquired Kevin McClelland from the Winnipeg Jets in exchange for future considerations.
7-26-94	Traded Sean O'Donnell to the Los Angeles Kings for Doug Houda.





## All-Time Sabres Transactions

# TEAM HISTORY

### 1995

DATE	TRANSACTION
1-18-95	Lost Randy Wood to Toronto in the Waiver Draft.
2-14-95	Traded Philippe Boucher, Grant Fuhr, and Denis Tsygurov to Los Angeles for Charlie Huddy, Robb Stauber, Alexei Zhitnik, and a fifth-round draft choice in 1995 (Marian Menhart).
4-7-95	Traded Petr Svoboda to Philadelphia for Garry Galley. Traded Ken Sutton to Edmonton for Scott Pearson.
7-8-95	Traded Alexander Mogilny and a fifth-round draft choice in 1995 (Todd Norman) to Vancouver for Mike Peca, Mike Wilson, and a first-round draft choice in 1995 (Jay McKee).
10-2-95	Lost Bob Sweeney to New York Islanders and claimed Brent Hughes from Boston and Rob Conn from New Jersey in the Waiver Draft.
11-16-95	Traded Doug Bodger to San Jose for Vaclav Varada, Martin Spanhel, Philadelphia's fourth-round draft pick in 1996 (Mike Martone), and either the Flyers' or Toronto's first-round draft pick in 1996 (to be determined by Philadelphia prior to the draft).

### 1996

DATE	TRANSACTION
2-1-96	Acquired Bob Boughner from the Florida Panthers in exchange for a conditional fourth-round draft choice in 1996 (Chris Allen).
2-15-96	Traded Craig Muni and the first-round draft pick in the 1996 draft (Daniel Briere) acquired in the three-team trade in November, 1995 involving San Jose, Philadelphia, and Buffalo, in exchange for Darryl Shannon and Michal Grosek.
3-19-96	Traded Charlie Huddy and a seventh-round draft pick in 1996 (Daniel Corso) to the St. Louis Blues for Denis Hamel.
3-20-96	Traded Dave Hannan to the Colorado Avalanche for a sixth-round draft choice in the 1996 NHL Draft. Also traded Yuri Khmylev and an eighth-round pick in 1996 (Andrei Podkonicky) to St. Louis for a second-round draft choice in 1996 (Cory Sarich), a third-round pick in 1997 (Maxim Afinogenov), and defenseman Jean-Luc Grand-Pierre.

### 1997

DATE	TRANSACTION
3-18-97	Traded Barrie Moore and Craig Millar to Edmonton in exchange for Miroslav Satan.
9-24-97	Acquired Jason Woolley from the Pittsburgh Penguins in exchange for a 1998 fifth-round draft choice (Robert Scuderi).
9-29-97	Traded Pat LaFontaine to the New York Rangers in exchange for a second-round draft pick in 1998 (Andrew Peters) and future considerations.
11-12-97	Traded Andrei Trefilov to the Chicago Blackhawks for an undisclosed 1998 draft choice.

### 1998

DATE	TRANSACTION
2-4-98	Acquired Geoff Sanderson from the Vancouver Canucks in exchange for Brad May and a third-round draft pick in 1999.
3-24-98	Acquired Paul Kruse and Jason Holland from the New York Islanders in exchange for Jason Dawe. Note: Holland was assigned to Rochester following trade.
6-18-98	Acquired Kay Whitmore, a second-round draft choice in 1998 (Jaroslav Kristek) and future considerations from the San Jose Sharks in exchange Steve Shields and a fourth-round draft pick in 1998 (Miroslav Zalesak). Note: Did not extend qualifying offer to Whitmore (on 7-1-98), making goaltender an unrestricted free agent.
6-26-98	Bob Boughner selected by the Nashville Predators in the 1998 Expansion Draft held in Buffalo.
12-18-98	Rumun Ndur claimed off waivers by New York Rangers. Traded Donald Audette to the Los Angeles Kings in exchange for a 1999 second-round draft choice (Milan Bartovic).

### 1999

DATE	TRANSACTION
3-11-99	Acquired Stu Barnes from the Pittsburgh Penguins in exchange for Matthew Barnaby.
3-23-99	Acquired Joe Juneau and a 1999 third-round draft choice (Tim Preston) from the Washington Capitals in exchange for Alexei Tezikov. Traded Mike Wilson to the Florida Panthers in exchange for Rhett Warrener and a 1999 fifth-round draft choice (Ryan Miller). Traded Derek Plante to the Dallas Stars in exchange for a 1999 second-round draft choice (Michael Zigomanis).
6-25-99	Darryl Shannon selected by Atlanta Thrashers in the 1999 Expansion Draft. Sent Dean Sylvester to the Atlanta Thrashers for future considerations.





## All-Time Sabres Transactions

# TEAM HISTORY

### 2000

DATE	TRANSACTION
1-23-00	Acquired Vladimir Tsyplakov from Los Angeles in exchange for an eighth-round draft choice in the 2000 NHL Draft.
3-10-00	Acquired Chris Gratton and a second-round draft choice in 2001 (Derek Roy) from Tampa Bay in exchange for Wayne Primeau, Brian Holzinger, Cory Sarich, and a third-round pick in the 2000 NHL Draft. Acquired Doug Gilmour and Jean-Pierre Dumont from Chicago in exchange for Michal Grosek.
6-23-00	Dwayne Roloson and Geoff Sanderson selected by Columbus in the 2000 Expansion Draft. Sent Jean-Luc Grand-Pierre, Matt Davidson and fifth-round picks in 2000 and 2001 Draft to Columbus in exchange for future considerations.
10-6-00	Claimed Peter Skudra off waivers from Boston.

### 2001

DATE	TRANSACTION
3-13-01	Acquired Donald Audette from Atlanta for Kamil Piroso and a fourth-round pick in 2001 NHL Draft; acquired Steve Heinze from Columbus for a third-round draft pick in 2001 NHL Draft.
6-24-01	Traded Michael Peca to the New York Islanders for Tim Connolly and Taylor Pyatt.
7-1-01	Traded Dominik Hasek to Detroit for Vyacheslav Kozlov, a first-round draft pick in the 2002 NHL Draft and future considerations.

### 2002

DATE	TRANSACTION
6-22-02	Traded Vyacheslav Kozlov and the 41st pick in the 2002 NHL Draft to Atlanta for the 31st and 82nd picks in the 2002 NHL Draft; Acquired Jochen Hecht from Edmonton for the 31st and 82nd picks in the 2002 NHL Draft.
7-24-02	Acquired Adam Mair and a fifth-round draft choice in the 2003 NHL Draft from Los Angeles in exchange for Erik Rasmussen.
11-16-02	Traded Jason Woolley to Detroit for future considerations.

### 2003

DATE	TRANSACTION
2-25-03	Acquired Jakub Klepis from Ottawa in exchange for Vaclav Varada and a fifth-round draft pick in 2003 NHL Draft.
3-10-03	Traded Stu Barnes to Dallas for Mike Ryan and Dallas' second-round draft choice in the 2003 NHL Draft (Branislav Fabry).
3-10-03	Traded Rob Ray to Ottawa for future considerations.
3-11-03	Acquired Daniel Briere and Phoenix's third-round pick in the 2004 NHL Draft (Andrej Sekera) for Chris Gratton and Buffalo's fourth-round choice in the 2004 Draft (Liam Reddox).
7-3-03	Acquired Steven Reinprecht from Colorado in exchange for Keith Ballard; Acquired Chris Drury and Steve Begin from Calgary in exchange for Rhett Warrener and Reinprecht.

### 2004

DATE	TRANSACTION
3-08-04	Acquired Brad Brown and a sixth-round pick in the 2005 NHL Draft (Vyacheslav Buravchikov) from Minnesota in exchange for a fourth-round pick in the 2005 NHL Draft.
3-09-04	Acquired Jeff Jillson and a ninth-round pick in the 2005 NHL Draft from San Jose in exchange for Curtis Brown and Andy Delmore; Acquired Mike Grier from Washington in exchange for Jakub Klepis.

### 2005

DATE	TRANSACTION
8-25-05	Acquired Toni Lydman from Calgary in exchange for a third-round pick in the 2006 NHL Draft.

### 2006

DATE	TRANSACTION
3-09-06	Traded Mika Noronen to Vancouver in exchange for a second-round pick in the 2006 NHL Draft (Jhonas Enroth).

### 2007

DATE	TRANSACTION
2-27-07	Acquired Dainius Zubrus and Timo Helbling from Washington for Jiri Novotny and Buffalo's first-round pick in the 2007 Draft; acquired Ty Conklin from Columbus in exchange for Buffalo's fifth-round pick in the 2007 Draft; acquired Mikko Lehtonen from Nashville in exchange for Buffalo's fourth-round pick in the 2007 Draft; traded Martin Biron to Philadelphia for their second-round pick in the 2007 Draft (TJ Brennan).





## All-Time Sabres Transactions

# TEAM HISTORY

### 2008

DATE	TRANSACTION
2-26-08	Acquired Steve Bernier and a first-round pick in 2008 Draft (Tyler Ennis) from San Jose in exchange for Brian Campbell and a seventh-round pick in 2008 Draft.
7-04-08	Traded Steve Bernier to Vancouver in exchange for a second-round pick in 2010 Draft and a third-round pick in 2009 Draft; Acquired Craig Rivet and a seventh-round pick in 2010 Draft from San Jose in exchange for a second-round pick in 2009 Draft and a second-round pick in 2010 Draft.
10-1-08	Claimed Matt Ellis off waivers from Los Angeles.

### 2009

DATE	TRANSACTION
3-4-09	Acquired Mikael Tellqvist from Phoenix in exchange for a Buffalo's fourth-round pick in the 2010 NHL Draft; Acquired Dominic Moore from Toronto in exchange for Buffalo's second-round pick in the 2009 NHL Draft; Acquired Edmonton's second-round pick in the 2009 NHL Draft in exchange for Ales Kotalik.
10-20-09	Acquired third-round pick in the 2010 NHL Draft and conditional 2010 draft pick from Boston in exchange for Daniel Paille.

### 2010

DATE	TRANSACTION
3-3-10	Acquired Raffi Torres from Columbus in exchange for Nathan Paetsch and second-round pick (previously acquired from Vancouver) in the 2010 NHL Draft; Acquired third- and fourth-round picks in 2010 Draft from Atlanta in exchange for Clarke MacArthur.

### 2011

DATE	TRANSACTION
2-26-11	Lost Craig Rivet on waivers to Columbus.
2-27-11	Acquired Brad Boyes from St. Louis in exchange for a second-round pick in the 2011 NHL Draft.
6-25-11	Acquired Robyn Regehr, Ales Kotalik and a second-round pick in the 2012 NHL Draft from Calgary in exchange for Paul Byron and the rights to Chris Butler.

### 2012

DATE	TRANSACTION
2-27-12	Acquired Cody Hodgson and Alexander Sulzer from Vancouver in exchange for Zack Kassian and Marc-Andre Gagnani.
2-27-12	Acquired a first-round pick in the 2012 NHL Draft from Nashville in exchange for Paul Gaustad and a fourth-round pick in the 2013 NHL Draft.
6-29-12	Acquired rights to Christian Ehrhoff from the New York Islanders in exchange for a fourth-round pick in the 2012 NHL Draft.
7-2-12	Acquired Steve Ott and Adam Parady from Dallas in exchange for Derek Roy.

### 2013

DATE	TRANSACTION
3-15-13	Acquired a fifth-round pick (Gustav Possler) in the 2013 NHL Draft from Florida in exchange for TJ Brennan.
3-30-13	Acquired a second-round pick (Justin Bailey) and a fifth-round pick (Anthony Florentino) in the 2013 NHL Draft from the St. Louis Blues in exchange for Jordan Leopold.
4-1-13	Acquired a second-round pick in the 2014 NHL Draft and a second-round pick in the 2015 NHL Draft from the Los Angeles Kings in exchange for Robyn Regehr.
4-3-13	Acquired Johan Larsson, Matt Hackett, a first-round pick (Nikita Zadorov) in the 2013 NHL Draft and a second-round pick in the 2014 NHL Draft from the Minnesota Wild in exchange for Jason Pominville.
6-30-13	Acquired Jamie McBain and a second-round pick (J.T. Compher) in the 2013 NHL Draft from the Carolina Hurricanes in exchange for Andrej Sekera.
10-27-13	Acquired Matt Moulson, a first-round pick in the 2015 NHL Draft and a second-round pick (Brendan Guhle) in the 2015 NHL Draft from the New York Islanders in exchange for Thomas Vanek
11-27-13	Claimed Matt D'Agostini off waivers from Pittsburgh
11-28-13	Lost Corey Tropp on waivers to Columbus
12-19-13	Acquired Linus Omark from the Edmonton Oilers in exchange for a conditional sixth-round pick in the 2014 NHL Draft

### 2014

DATE	TRANSACTION
1-3-14	Claimed Zenon Konopka off waivers from the Minnesota Wild
2-28-14	Acquired Jaroslav Halak, Chris Stewart, William Carrier, a first-round pick in the 2015 NHL Draft and third-round pick in the 2016 NHL Draft from St. Louis in exchange for Ryan Miller and Steve Ott





## All-Time Sabres Transactions

# TEAM HISTORY

### 2014

DATE	TRANSACTION
3-5-14	Acquired Nicolas Deslauriers and Hudson Fasching from Los Angeles in exchange for Brayden McNabb, Jonathan Parker, a second-round pick in the 2014 NHL Draft and a second-round pick in the 2015 NHL Draft; Acquired Michal Neuvirth and Rostislav Klesla from Washington in exchange for Jaroslav Halak and a third-round pick in the 2015 NHL Draft; Acquired Torrey Mitchell, a second-round pick in the 2014 NHL Draft and a second-round pick in the 2016 NHL Draft from Minnesota in exchange for Matt Moulson and Cody McCormick; Claimed Cory Conacher off waivers from Ottawa
7-1-14	Acquired Josh Gorges from Montreal in exchange for a second-round pick in the 2016 NHL Draft.
7-9-14	Acquired Jordan Samuels-Thomas from Winnipeg in exchange for a conditional seventh-round pick in the 2015 NHL Draft.
12-16-14	Acquired Jerry D'Amigo from Columbus in exchange for Luke Adam.

### 2015

DATE	TRANSACTION
2-11-15	Acquired Evander Kane, Zach Bogosian and Jason Kasdorf from Winnipeg in exchange for Drew Stafford, Tyler Myers, Joel Armia, the rights to Brendan Lemieux and a first-round pick in the 2015 NHL Draft; Acquired Anders Lindback and a conditional third-round pick in the 2016 NHL Draft from Dallas in exchange for Jhonas Enroth.
3-2-15	Acquired a fifth-round pick in the 2016 NHL Draft in exchange for Brian Flynn; Acquired Chad Johnson and a third-round pick in the 2016 NHL Draft from the New York Islanders in exchange for Michal Neuvirth; Acquired Jack Nevins and a seventh-round pick in the 2016 NHL Draft from Montreal in exchange for Torrey Mitchell; Acquired a second-round pick in the 2017 NHL Draft from Minnesota in exchange for Chris Stewart.
6-26-15	Acquired Robin Lehner and David Legwand from Ottawa in exchange for a first-round pick in the 2015 NHL Draft; Acquired Ryan O'Reilly and Jamie McGinn from Colorado in exchange for Nikita Zadorov, Mikhail Grigorenko, J.T. Compher and a second-round pick in the 2015 NHL Draft.

### 2016

DATE	TRANSACTION
2-23-16	Acquired a third-round pick in the 2017 NHL Draft from Washington in exchange for Mike Weber.
2-27-16	Acquired Alex Guptill, Eric O'Dell, Cole Schneider and Michael Sdao from Ottawa in exchange for Jason Akeson, Jerome Leduc and Philip Varone.
2-29-16	Acquired a conditional third-round pick in the 2016 NHL Draft from Anaheim in exchange for Jamie McGinn.
6-20-16	Acquired the rights to Jimmy Vesey from Nashville in exchange for a third-round pick in the 2016 NHL Draft.
6-25-16	Acquired Dmitry Kulikov and a second-round pick in the 2016 NHL Draft from Florida in exchange for Mark Pysyk, a second-round pick in the 2016 NHL Draft and a third-round pick in the 2016 NHL Draft.
7-2-16	Acquired Anders Nilsson from St. Louis in exchange for a fifth-round pick in the 2017 NHL Draft.

### 2017

DATE	TRANSACTION
1-11-17	Lost Derek Grant on waivers to Nashville.
2-6-17	Claimed Derek Grant off waivers from Nashville.
2-28-17	Acquired Mat Bodie from NY Rangers in exchange for Daniel Catenacci.
6-17-2017	Acquired Nathan Beaulieu from Montreal in exchange for a third-round pick in the 2017 NHL Draft.
6-21-17	William Carrier selected by Vegas in the 2017 Expansion Draft. Sent a sixth-round pick in the 2018 NHL Draft to Vegas in exchange for future considerations.
6-30-17	Acquired Marco Scandella, Jason Pominville and a fourth-round pick in the 2018 NHL Draft from Minnesota in exchange for Tyler Ennis, Marcus Foligno and a third-round pick in the 2018 NHL Draft.
10-4-17	Acquired Zach Redmond from Montreal in exchange for Nicolas Deslauriers.
12-4-17	Acquired Scott Wilson from Detroit in exchange for a fifth-round pick in the 2019 NHL Draft.

### 2018

DATE	TRANSACTION
2-26-18	Acquired Danny O'Regan, a conditional first-round pick in the 2019 NHL Draft and a conditional fourth-round pick in the 2019 NHL Draft from San Jose in exchange for Evander Kane.
6-14-18	Acquired Brandon Hickey and Mike Sislo from Arizona in exchange for Hudson Fasching.
6-27-18	Acquired Conor Sheary and Matt Hunwick from Pittsburgh in exchange for a conditional fourth-round pick in the 2019 NHL Draft.
7-1-18	Acquired Tage Thompson, Patrik Berglund, Vladimir Sobotka and a first-round pick in the 2021 NHL Draft from St. Louis in exchange for Ryan O'Reilly.
8-2-18	Acquired Jeff Skinner from Carolina in exchange for Cliff Pu, a second-round pick in the 2019 NHL Draft, a third-round pick in the 2020 NHL Draft and a sixth-round pick in the 2020 NHL Draft.







TWO-THOUSAND EIGHTEEN | TWO-THOUSAND NINETEEN

# AHL AFFILIATE

BUFFALO SABRES MEDIA GUIDE





# Club Directory

# ROCHESTER AMERICANS

## Executive

Owner ..... Terrence M. Pegula  
 President ..... Kim Pegula  
 General Manager ..... Randy Sexton  
 Vice President of Business Operations ..... Rob Minter  
 Director of Strategic Planning ..... Jody Gage

## Hockey Department

General Manager ..... Randy Sexton  
 Head Coach ..... Chris Taylor  
 Assistant Coach ..... Gord Dineen  
 Assistant Coach ..... Toby Petersen  
 Video Coordinator and Team Services ..... Kyle Smith  
 Video Coordinator ..... Steve Pignata  
 Head Equipment Manager ..... Andrew Stegehuis  
 Assistant Equipment Manager ..... Marcus Allen  
 Equipment Assistant ..... Jack Heyman

## Performance Department

Head Athletic Trainer ..... Bob Mowry  
 Assistant Athletic Trainer ..... Kent Weisbeck  
 Assistant Athletic Trainer ..... Jaime Garcia  
 Head Strength and Conditioning Coach ..... Nick Craven  
 Assistant Strength and Conditioning Coach ..... Bryan Gardner  
 Sports Psychologist ..... Katy Turner  
 Sports Dietician ..... Christine Dziedzic

## Medical

Medical Director ..... Dr. Les Bisson, MD  
 Head Team Physician ..... Dr. Bill Wind, MD  
 Team Physician, Orthopaedics ..... Dr. Robert Bronstein, MD  
 Team Physician, Orthopaedics ..... Dr. Geoff Bernas, MD  
 Team Physician, Internal Medicine ..... Dr. Kevin Lesh, MD  
 Team Physician, Internal Medicine ..... Dr. Rajiv Jain, MD  
 Team Chiropractor ..... Dr. Donald Dudley, DC  
 Team Dentist ..... Dr. Ned Nicosia, DDS

## Media & Community Relations

Director of Public and Media Relations ..... Warren Kosel  
 Public and Community Relations Coordinator ..... Ryan Harr  
 Team Reporter ..... Erica Whyte  
 Play-by-Play Broadcaster ..... Don Stevens  
 Color Analyst ..... Ric Seiling  
 Team Photographer ..... Micheline Veluvolu

## Corporate Sponsorship

Sr. Director of Business Development ..... Chad Buck  
 Partnership Services Manager ..... Danielle Barone  
 Partnership Services Coordinator ..... Chad Tubbs

## Marketing

Marketing and Digital Media Coordinator ..... Natalie Buch

## Game Presentation

Director of Game Presentation ..... Caitlin Salemi

## Video Production & Creative Services

Video and Creative Services Manager ..... Bryan Darrow

## Ticket Sales & Operations

Director of Ticket Sales ..... Nicole Richardson  
 Ticket Sales Associate ..... Tim Darrow  
 Ticket Sales Associate ..... Aaron Pennings  
 Ticket Sales Associate ..... Dan Capriotti  
 Ticket Sales Associate ..... Nicholas Mongelli  
 Ticket Operations Coordinator ..... Chris Roeder  
 Receptionist ..... Cindy Barber

## Arena Operations

Director of Arena Operations ..... Robert Neumann

## General Information

Executive Offices The Blue Cross Arena at the Rochester War Memorial  
 ..... One War Memorial Square, Rochester, NY 14614  
 Ticket Hotline ..... 1-855-GO-AMERKS  
 Telephone/Executive Offices ..... (585) 454-5335  
 Fax Number ..... (585) 454-3954  
 Website ..... www.amerks.com  
 Home Ice ..... The Blue Cross Arena at the Rochester War Memorial  
 Dimensions of Rink ..... 197' x 85'  
 Seating Capacity ..... 10,662  
 Location of Press Box ..... Suite Level  
 NHL Affiliate ..... Buffalo Sabres  
 ECHL Affiliate ..... Cincinnati Cyclones  
 Club Colors ..... Red, White, Blue  
 Home Uniforms ..... Base - White; Trim - Blue, Red  
 Road Uniforms ..... Base - Blue; Trim - White, Red  
 Individual Ticket Prices:  
 Advanced Pricing ..... \$28.00, \$26.00, \$26.00,  
 ..... \$20.00, \$20.00, \$14.00  
 Day of Game Pricing ..... \$30.00, \$28.00, \$28.00,  
 ..... \$22.00, \$22.00, \$16.00  
 Home Game Times ..... Friday-Saturday @ 5:05 p.m. and 7:05 p.m.  
 ..... Sunday @ 3:05 p.m.  
 TV Station ..... MSG  
 Radio Station ..... 95.7 FM/950 AM ESPN Rochester  
 Webcasts ..... AHL TV & ESPN Rochester

## Practice Facility

Arena ..... Bill Gray's Regional Iceplex  
 ..... 2700 Brighton-Henrietta Townline Rd., Rochester, NY 14623  
 Telephone Number ..... (585) 454-4625  
 Website ..... www.billgraysiceplex.com







# ROCHESTER AMERICANS

## History of Affiliation | est. 1956



After three seasons with the Portland Pirates, the Buffalo Sabres renewed their affiliation with the Rochester Americans before the 2011-12 season. The 2018-19 season will mark the 37th season of affiliation between the Sabres and Amerks, one of the longest relationships between an NHL team and its AHL affiliate.

The Amerks are entering their 63rd season in the American Hockey League and the team will once again be an essential pipeline for future Sabres stars. Last season, more than a dozen Amerks saw time with the Sabres.

It was during the 1979-80 campaign that the two organizations first formed a professional hockey partnership. Billy Inglis was the first head coach of the Amerks during the affiliation. Future coaches would include Mike Keenan, Joe Crozier, Jim Schoenfeld, Don Lever, John Van Boxmeer, John Tortorella, Brian McCutcheon and Randy Cunneyworth. Both Keenan (New York Rangers, 1994) and Tortorella (Tampa Bay Lightning, 2004) went on to coach NHL teams to Stanley Cup victories.

In 36 years of affiliation, the Amerks have compiled a record of 1,353-1,116-276-31 in 2,776 regular season games and captured nine regular-season titles. During that period, the Amerks have captured three Calder Cup Championships (1983, 1987 and 1996) and have advanced to the Calder Cup Finals six times.

Besides the Sabres, the Amerks have been affiliated with the Montreal Canadiens, Toronto Maple Leafs, Boston Bruins, Vancouver Canucks and Florida Panthers.





# ROCHESTER AMERICANS



**Chris Taylor | Head Coach**

Rochester Americans General Manager Randy Sexton named Chris Taylor Head Coach of the Amerks on June 30, 2017.

Taylor, who is the 12th former Amerk to be named head coach and 32nd overall in the 63-year history of the franchise, enters his second season at the helm of the Amerks after leading Rochester to a 37-22-11-6 (91 points) regular-season record and a return trip back to the postseason for the first time in four years. The Amerks finished with the third-best record in the AHL's North Division standings in 2017-18 under Taylor, who also became the first head coach to lead the Amerks to the Calder Cup Playoffs in his first season as bench boss since former colleague Chadd Cassidy.

In addition to helping the Amerks snap a four-year playoff drought last season, Taylor assembled one of the top special teams units that ranked among the top five in both power-play efficiency (18.3% - 5th) and penalty killing (84.1% T-4th) in the Eastern Conference.

Taylor, who previously spent a total of 14 seasons in Rochester as a player and coach, returned to the organization after serving as an assistant coach with the Wilkes-Barre/Scranton Penguins during the 2016-17 campaign. He helped guide the Penguins to an AHL-best 51-20-3-2 (107 points) overall record, winning the Macgregor Kilpatrick Trophy as regular-season champions while also leading Wilkes-Barre/Scranton to its 14th straight Calder Cup Playoff appearance. The Penguins also finished with the AHL's top defense under Taylor, allowing a league-low 170 goals against over 76 games in 2016-17. Additionally, Taylor was instrumental in the development of several Penguins prospects with at least 15 different players earning NHL call-ups throughout the year as Pittsburgh captured its second consecutive Stanley Cup championship.

Taylor first joined the Amerks staff as development coach prior to the 2011-12 season following a successful 19-year professional career as a player that saw him become one of the all-time Amerk greats to ever don the red, white and blue. He was elevated to assistant coach on Feb. 25, 2013, a position he retained through the 2015-16 campaign.

In 2013-14, Taylor helped guide the Amerks to a record of 37-28-6-5 (85 points) and a berth in the Calder Cup Playoffs for the third consecutive year. He also oversaw a power-play unit that ranked 10th in the AHL with a 19.8 percent efficiency, marking the second straight year that the Amerks have ranked in the top 10 in man-advantage scoring. Over the course of the season, a total of 16 different players appeared in games for both the Amerks and Sabres as the Rochester coaching staff continued to successfully develop NHL players.

During the 2012-13 season, Taylor helped guide the Amerks to a record of 43-29-3-1 (90 points), good for second place in the North Division and seventh in the Western Conference, as well as a berth in the Calder Cup Playoffs for the second straight year. Taylor also commanded a power-play unit that ranked fourth in the AHL at 20.3 percent.

In his first season as a member of the Amerks coaching staff in 2011-12, Taylor helped guide the team to a 36-26-10-4 record and a berth in the Calder Cup Playoffs. As development coach, Taylor was primarily responsible for working with the team's forwards. During the season, a total of 11 Amerks players (seven forwards) were called up to the Buffalo Sabres, including left wing Marcus Foligno, who worked extensively with Taylor during the season and was named the NHL Rookie of the Month for March after scoring 11 points in 11 games with the Sabres.

After spending parts of nine seasons with the Amerks between 1999 and 2011, Taylor finished his playing career ranked among the franchise's all-time leaders in assists (3rd, 339), games played (4th 519), points (5th 481) and goals (10th 142). He also served as team captain during the 2004-05 and 2005-06 seasons and was an alternate captain during several other campaigns. Taylor received perhaps the highest honor of his career during the 2014-15 season when he was unanimously inducted into the Amerks Hall of Fame on Jan. 10, 2015 in his first year of eligibility, becoming the 56th member of the prestigious club.

A member of the Amerks' 50th Anniversary Team, Taylor is also a three-time Amerks team MVP and scoring champion (2001-02, 2002-03, 2004-05) and is the only player in franchise history to achieve those two feats in the same season on three occasions. During his final season as a player in 2010-11, Taylor ranked second on the Amerks in scoring with 51 points (10+41) in 72 games. He also finished second on the team in scoring the previous year with 61 points (17+44) when he returned to Rochester following a three-year stint in Germany, where he played for Frankfurt and led the team in scoring all three seasons.

During the 2004-05 campaign in which the Amerks won the Macgregor Kilpatrick Trophy with the AHL's best regular-season record, Taylor was the Amerks' scoring leader with 79 points (21+58) and was honored with the AHL's Fred T. Hunt Award for sportsmanship, determination and dedication to the game of hockey. Taylor also shares the franchise record for most assists in a single game with six, set on Oct. 21, 2005.

During his pro career, Taylor appeared in 149 NHL games with the New York Islanders, Boston Bruins and Sabres, recording 32 points (11+21) and 48 penalty minutes. Of those 149 games, 90 came in a Buffalo uniform. In 2003-04, he set NHL career-highs in games played (54), goals (6), assists (6) and points (12) while with the Sabres.

Prior to joining the Sabres/Amerks organization in 1999, Taylor won two Turner Cup Championships with Denver and Utah of the International Hockey League. The Stratford, Ontario, native was drafted by the Islanders in the second round (27th overall) of the 1990 NHL Draft and finished his pro career with 1,297 games played at the NHL, AHL, IHL and European levels.





# Coaching Staff ROCHESTER AMERICANS

## Chris Taylor | Head Coach

Taylor resides in Churchville with his wife, Lisa, and their two children, Samantha and Nicholas. He is the brother of former NHL player Tim Taylor, who won Stanley Cups with the Detroit Red Wings in 1997 and the Tampa Bay Lightning in 2004.

## All-Time Head Coach Record | Head Coach

SEASON	TEAM	GP	W	L	T	PTS	GF	GA	FINISH
2017-18	Rochester (AHL)	76	37	33	6	91	234	221	7th in Eastern Conference
<b>AHL Totals</b>		<b>76</b>	<b>37</b>	<b>33</b>	<b>6</b>	<b>91</b>	<b>234</b>	<b>221</b>	
<b>Pro Totals</b>		<b>76</b>	<b>37</b>	<b>33</b>	<b>6</b>	<b>91</b>	<b>234</b>	<b>221</b>	



## Gord Dineen | Assistant Coach

Rochester Americans assistant coach Gord Dineen enters his 17th season as an AHL coach and second with the Amerks in 2018-19.

In his first season with Rochester, Dineen commanded an immensely skilled defensive corps, featuring a balance of established veterans and a crop of young prospects, that ranked near the top of the AHL in terms of offensive production. Five of the 15 defensemen under his watch also saw time in the NHL with the Buffalo Sabres, including the highly touted pairing of Brendan Guhle and Casey Nelson, who combined for 55 games with the big club in 2017-18.

Dineen's biggest success story, however, came in veteran defenseman Zach Redmond, who, after being acquired by the Buffalo Sabres a week prior to the start of the season, became one of the most consistent point-getters throughout the campaign. Redmond finished the regular season setting career-highs in all offensive categories while leading the team and ranking fourth in overall scoring among all AHL blueliners. He was also one of just three defensemen to lead his respective team in points and was named to the 2017-18 AHL Second All-Star Team, the first Rochester defenseman to earn the honors since Clay Wilson in 2009-10.

Prior to joining Rochester's coaching staff, Dineen held various roles over eight seasons with the AHL's Toronto Marlies, including assistant coach (2009-14), head coach (2014-15) and associate coach (2015-17). During his time in Toronto, Dineen helped guide the team to six 40-win seasons, four division titles and a regular-season championship.

As an associate coach during the 2015-16 season, Dineen helped the Marlies to an AHL-best 54-21-1 record, winning the Macgregor Kilpatrick Trophy as regular-season champions while also leading Toronto to its fourth North Division title in five years. The Marlies also advanced to the postseason in each of the last six years with Dineen behind the bench, including a trip to the Calder Cup Finals in 2012 and two other appearances in the Western Conference Finals.

Prior to the 2014-15 season, Dineen was elevated to head coach of the Marlies, leading the team to a 40-27-9 overall record, good for second-place in the AHL's North Division, and a berth in the playoffs.

Dineen joined the Marlies after serving as head coach of the Iowa Chops for the 2008-09 season. He began his pro coaching career as the assistant coach of the AHL's Louisville Panthers in 2000-01 before two years as head coach with the ECHL's Macon Whoopee (2001-02) and Richmond Renegades (2002-03). He also held several AHL coaching stints as the assistant coach of the Springfield Falcons (2003-04), Utah Grizzlies (2004-05), San Antonio Rampage (2005-07) and Portland Pirates (2007-08).

A native of Toronto, Ontario, Dineen enjoyed an 18-year pro playing career as a defenseman between 1982 and 2000. A second-round pick of the New York Islanders in the 1981 NHL Draft, Dineen registered 106 points (16+90) in 528 career NHL games with the Islanders, Minnesota North Stars, Pittsburgh Penguins and Ottawa Senators. Dineen also spent parts of two seasons in the American Hockey League with the Springfield Indians as well as in the International Hockey League with stops in Kalamazoo, Muskegon, San Diego, Denver, Utah and Chicago.

Dineen is the son of AHL Hall of Fame coach Bill Dineen and is the brother of Shawn, Peter and Kevin Dineen, all of whom played pro hockey.

Dineen resides in New York State's Adirondack region during the off-season and has two children, Molly (14) and Finn (11).





# ROCHESTER AMERICANS



## Toby Petersen | Assistant Coach

Toby Petersen enters his second season with the Rochester Americans and fifth as an assistant coach in the American Hockey League after being named to the position on July 13, 2017.

During his first season in Rochester, Petersen, who worked primarily with the forwards, helped the team to a third-place finish in the AHL's North Division standings in addition to helping the Amerks snap a four-year playoff drought. Petersen also helped assemble one of the top power-play units that ranked among the top five (18.3%) in the Eastern Conference.

Petersen's biggest success story, however, came in rookie forward C.J. Smith, who led the club's first-year skaters in every offensive category while tying for second on the team in goals (17), third in points (44) and fourth in assists (27). The Amerks Rookie of the Year finished the campaign ranked 10th and 11th among all AHL rookies in points (44) and assists (27), respectively. Smith was also named MVP of the 2018 AHL All-Star Challenge during his first AHL All-Star Classic.

Petersen spent the previous two seasons (2015-2017) as an assistant coach with the Cleveland Monsters of the American Hockey League. During his first season in Cleveland in 2015-16, Petersen guided the team to a 43-28-5 record in the regular season before helping the Monsters capture their first Calder Cup championship in franchise history. Cleveland went 15-2 during the postseason, which included series sweeps over Rockford, Ontario and Hershey as the Monsters finished with a 7-1 record on home ice in the playoffs.

A native of Minneapolis, Minnesota, Petersen made his pro coaching debut as an assistant coach with the Springfield Falcons in 2014-15 following a 14-year playing career as a forward. A ninth-round selection of the Pittsburgh Penguins in the 1998 NHL Draft, Petersen recorded 81 points (33+48) in 398 career NHL games with Pittsburgh, Edmonton and Dallas while also adding 374 points (148+226) in 550 AHL appearances for Wilkes-Barre/Scranton, Edmonton, Iowa and Texas. He retired from playing after winning a Calder Cup with the Texas Stars in the 2013-14 campaign.

Before turning pro, Petersen played four years at Colorado College, where he was named to the All-WCHA Rookie Team as a freshman. He also represented the United States at several international events, including winning a silver medal at the 1997 IIHF World Junior Championship.

Petersen resides in Cleveland, Ohio during the offseason with his wife, Alexa, and their children, Bjorn (12), Elliott (9) and Nola (6).





# Americans Player Stats

## ROCHESTER AMERICANS

### 2017-18 Final Statistics

No.	PLAYER	POS	GP	G	A	PTS	+/-	PIM	PP	PPA	SHG	SHA	GW	FG	IG	OT	UA	EN	SOG	SOA	SGW	SO%	SH	SH%	
22	Zach Redmond	D	66	15	32	47	7	38	8	10	0	0	1	2	1	0	1	0	0	1	0	0.0	180	8.3	
43	Colin Blackwell	C	61	17	28	45	15	23	2	1	3	0	4	1	3	1	2	1	0	3	0	0.0	86	19.8	
19	* C.J. Smith	LW	57	17	27	44	4	16	6	11	0	0	2	5	1	1	1	2	3	7	0	42.9	133	12.8	
11	Kevin Porter	C	66	17	25	42	-10	20	5	8	1	0	6	2	2	1	1	1	2	6	0	33.3	126	13.5	
39	Seth Griffith	RW	46	15	26	41	4	26	6	10	0	0	2	7	2	0	0	1	1	5	0	20.0	65	23.1	
65	Danny O'Regan (total)	C	49	13	27	40	-2	16	0	13	0	2	1	1	2	0	1	1	1	2	1	50.0	134	9.7	
	SJ	C	31	7	18	25	-1	12	0	9	0	2	1	1	0	0	0	0	0	1	0	0.0	89	7.9	
	RCH	C	18	6	9	15	-1	4	0	4	0	0	0	0	2	0	1	1	1	1	1	1.0	45	13.3	
29	Sahir Gill	C	74	18	21	39	-12	12	5	7	1	0	2	3	1	1	0	0	0	2	0	0.0	112	16.1	
51	Kyle Criscuolo	C	51	15	19	34	2	34	3	6	1	1	4	3	1	2	0	0	0	1	0	0.0	115	13.0	
10	Stuart Percy	D	67	7	27	34	7	34	4	14	0	0	2	2	0	0	1	1	0	0	0	0.0	104	6.7	
24	Hudson Fasching	RW	69	12	18	30	6	40	2	2	0	1	0	2	3	0	2	2	0	0	0	0.0	106	11.3	
92	Alexander Nylander	RW	51	8	19	27	3	10	1	9	0	0	0	1	1	0	1	0	0	2	0	0.0	83	9.6	
45	* Brendan Guhle	D	50	8	18	26	1	26	3	7	0	0	1	0	0	1	0	0	0	1	0	0.0	129	6.2	
14	* Sean Malone	C	73	12	10	22	-4	29	0	0	1	0	1	2	2	0	2	1	0	0	0	0.0	100	12.0	
20	Eric Cornel	RW	61	9	9	18	-4	25	1	1	0	1	0	1	1	0	1	0	2	5	2	40.0	86	10.5	
13	Nicholas Baptiste	RW	36	7	11	18	3	22	2	3	0	2	3	0	0	1	0	0	0	0	0	0.0	87	8.0	
12	x Steve Moses	RW	29	7	9	16	-5	4	2	5	0	0	2	0	0	0	0	0	0	1	0	0.0	62	11.3	
27	Taylor Fedun	D	45	3	13	16	5	32	2	6	0	1	0	0	0	0	0	0	0	0	0	0.0	110	2.7	
95	Justin Bailey	RW	37	10	5	15	3	28	1	0	0	0	0	2	2	0	3	1	0	0	0	0.0	87	11.5	
28	Garret Ross	LW	51	7	6	13	9	66	0	0	0	0	2	2	0	0	0	0	0	0	0	0.0	57	12.3	
5	Matt Tennyson	D	50	3	8	11	-22	40	2	4	0	0	0	0	0	0	0	0	0	0	0	0.0	87	3.4	
34	Casey Nelson	D	40	2	9	11	14	16	0	1	0	0	1	0	0	1	0	0	0	0	0	0.0	75	2.7	
15	x Evan Rodrigues	C	8	5	5	10	-1	2	3	1	0	0	0	0	1	0	0	0	0	1	0	0.0	21	23.8	
4	Nathan Paetsch	D	22	0	9	9	1	16	0	1	0	0	0	0	0	0	0	0	0	0	0	0.0	17	0.0	
26	Adam Krause	C	46	3	5	8	3	12	0	0	0	0	0	2	0	0	0	0	0	0	0	0.0	56	5.4	
2	Andrew MacWilliam	D	54	0	8	8	19	73	0	1	0	0	0	0	0	0	0	0	0	0	0	0.0	52	0.0	
17	* Justin Danforth	C	15	2	3	5	1	12	0	0	0	0	1	0	0	0	0	0	0	0	0	0.0	18	11.1	
41	Barry Goers	D	12	0	5	5	0	8	0	2	0	1	0	0	0	0	0	0	0	0	0	0.0	9	0.0	
38	x Arvin Atwal	D	14	2	1	3	-4	23	0	0	0	0	0	0	0	0	0	0	0	0	0	0.0	13	15.4	
7	x Conor Allen	D	17	1	2	3	-3	8	0	0	0	0	0	0	0	0	0	0	0	0	0	0.0	20	5.0	
85	x Daniel Muzito-Bagenda	LW	6	1	1	2	0	0	0	0	0	0	0	0	0	0	0	0	0	0	0	0.0	5	20.0	
37	Dalton Smith	LW	45	1	1	2	-8	102	0	0	0	0	0	0	0	0	0	0	0	0	0	0.0	43	2.3	
21	x Brian Gionta	RW	1	1	0	1	1	0	0	0	0	0	0	0	0	0	0	0	0	0	0	0.0	1	100.0	
32	Adam Wilcox	G	29	0	1	1	0	0	0	0	0	0	0	0	0	0	0	0	0	0	0	0.0	0	0.0	
30	Linus Ullmark	G	44	0	1	1	0	0	0	0	1	0	0	0	0	0	0	0	0	0	0	0.0	0	0.0	
15	*x Vasily Glotov	C	1	0	0	0	0	0	0	0	0	0	0	0	0	0	0	0	0	0	0	0.0	1	0.0	
18	*x Vaclav Karabacek	RW	1	0	0	0	0	0	0	0	0	0	0	0	0	0	0	0	0	0	0	0.0	3	0.0	
33	*x Jason Kasdorf	G	1	0	0	0	0	0	0	0	0	0	0	0	0	0	0	0	0	0	0	0.0	0	0.0	
23	*x Alex Kile	LW	1	0	0	0	0	0	0	0	0	0	0	0	0	0	0	0	0	0	0	0.0	1	0.0	
5	x Brycen Martin	D	1	0	0	0	0	0	0	0	0	0	0	0	0	0	0	0	0	0	0	0.0	0	0.0	
25	*x Judd Peterson	C	2	0	0	0	-1	0	0	0	0	0	0	0	0	0	0	0	0	0	0	0.0	5	0.0	
12	*x Myles Powell	RW	4	0	0	0	-3	0	0	0	0	0	0	0	0	0	0	0	0	0	0	0.0	2	0.0	
46	x Eric Knodel	D	6	0	0	0	-3	2	0	0	0	0	0	0	0	0	0	0	0	0	0	0.0	3	0.0	
8	*x Devante Stephens	D	6	0	0	0	-4	7	0	0	0	0	0	0	0	0	0	0	0	0	0	0.0	5	0.0	
31	*x Jonas Johansson	G	7	0	0	0	0	0	0	0	0	0	0	0	0	0	0	0	0	0	0	0.0	0	0.0	
3	* Will Borgen	D	8	0	0	0	0	0	0	0	0	0	0	0	0	0	0	0	0	0	0	0.0	8	0.0	
	BENCH		76	3				18															0.0	3	
	<b>TOTALS</b>		<b>76</b>	<b>234</b>	<b>391</b>	<b>622</b>	<b>23</b>	<b>828</b>	<b>58</b>	<b>114</b>	<b>7</b>	<b>8</b>	<b>34</b>	<b>37</b>	<b>23</b>	<b>9</b>	<b>16</b>	<b>11</b>	<b>9</b>	<b>36</b>	<b>3</b>	<b>25.0</b>	<b>2321</b>	<b>10.0</b>	

No.	GOALTENDER	GP	MINS	W	L	OT	SO	EN	GA	GAA	SOGP	SOW	SOL	SOGA	SOA	SO%	SA	SVS	SV%
30	Linus Ullmark	44	2578:47	21	12	10	2	3	105	2.44	7	3	4	9	27	.667	1347	1242	.922
32	Adam Wilcox	29	1655:19	12	7	7	0	4	77	2.79	2	0	2	3	7	.571	796	719	.903
33	*x Jason Kasdorf	1	20:00	0	0	0	0	0	1	3.00	0	0	0	0	0	.000	10	9	.900
31	*x Jonas Johansson	7	355:06	4	3	0	0	2	23	3.89	0	0	0	0	0	.000	166	143	.861
	Empty Net		32:40						9								9		
	<b>TOTALS</b>	<b>76</b>	<b>4641:52</b>	<b>37</b>	<b>22</b>	<b>17</b>	<b>2</b>	<b>9</b>	<b>215</b>	<b>2.78</b>	<b>9</b>	<b>3</b>	<b>6</b>	<b>12</b>	<b>34</b>	<b>.647</b>	<b>2328</b>	<b>2113</b>	<b>.908</b>

x - inactive \* - rookie







# ROCHESTER AMERICANS

## Single-Season Team Records

<b>MOST POINTS:</b>	2004-05 (51-19-4-6)	112
<b>MOST WINS:</b>	1998-99	52
<b>MOST LOSSES:</b>	2007-08	52
<b>MOST TIES (no overtime):</b>	1969-70	16
<b>MOST TIES:</b>	1993-94, 2001-02	15
<b>MOST HOME POINTS:</b>	1987-88 (30-6-4)	64
<b>MOST HOME WINS:</b>	1987-88	30
<b>MOST HOME LOSSES:</b>	2010-11	22
<b>MOST HOME TIES:</b>	1969-70, 2002-03	9
<b>MOST ROAD POINTS:</b>	1998-99 (25-10-4-1)	55
<b>MOST ROAD WINS:</b>	1998-99	25
<b>MOST ROAD LOSSES:</b>	1962-63	30
<b>MOST ROAD TIES:</b>	2001-02	9
<b>FEWEST POINTS:</b>	1969-70 (18-38-16)	52
<b>FEWEST WINS:</b>	1969-70	18
<b>FEWEST LOSSES:</b>	1964-65, 1965-66, 1973-74	21
<b>FEWEST TIES (no overtime):</b>	1967-68	9
<b>FEWEST TIES:</b>	1963-64, 1983-84	2
<b>FEWEST HOME POINTS:</b>	2010-11 (14-20-2-4)	34
<b>FEWEST HOME WINS:</b>	1969-70, 2010-11 (14-20-2-4)	14
<b>FEWEST HOME LOSSES:</b>	1965-66	4
<b>FEWEST HOME TIES:</b>	1959-60, 1964-65	0
<b>FEWEST ROAD POINTS:</b>	1962-63 (4-30-2)	10
<b>FEWEST ROAD WINS:</b>	1962-63, 1969-70	4
<b>FEWEST ROAD LOSSES:</b>	1998-99	11
<b>FEWEST ROAD TIES:</b>	1956-57, 1963-64, 1983-84	1*
<b>MOST SHOOTOUT WINS:</b>	2012-13	10
<b>MOST SHOOTOUT LOSSES:</b>	2008-09	8
<b>FEWEST SHOOTOUT LOSSES:</b>	2009-10, 2012-13, 2014-15	1
<b>MOST SCORING POINTS:</b>	1982-83	1,043
<b>MOST GOALS SCORED:</b>	1982-83	389
<b>MOST ASSISTS:</b>	1982-83	654
<b>MOST POWER-PLAY GOALS:</b>	1992-93	109
<b>MOST SHORTHANDED GOALS:</b>	1982-83, 1988-89, 1989-90	19
<b>MOST HOME GOALS:</b>	1982-83	220
<b>FEWEST GOALS SCORED:</b>	2008-09	184
<b>MOST PENALTY MINUTES:</b>	1995-96	2,588
<b>FEWEST PENALTY MINUTES:</b>	1966-67	693
<b>MOST GOALS SCORED AGAINST:</b>	1978-79	349
<b>FEWEST GOALS SCORED AGAINST:</b>	1998-99	176*
<b>FEWEST ROAD GOALS AGAINST:</b>	1998-99	86*
<b>MOST 40-GOAL SCORERS:</b>	1974-75, 1982-83, 1989-90	3
<b>MOST 30-GOAL SCORERS:</b>	1964-65, 1981-82, 1982-83	5
<b>MOST 20-SCORERS:</b>	1973-74, 1977-78, 1982-83	8
<b>MOST SHUTOUTS:</b>	2004-05 (Ryan Miller - 8, Tom Askey - 1)	9
<b>LONGEST WINNING STREAK:</b>	Oct. 11-Nov. 2, 1984 April 14-May 19, 1996 Oct. 12-Nov. 10, 2009	11

## Single-Season Team Records

<b>LONGEST HOME WIN STREAK:</b>	Dec. 17, 2004-Mar. 4, 2005	17
<b>LONGEST UNBEATEN STREAK:</b>	1965-66 (13-0-1) Oct. 24-Dec. 4, 1965 1999-2000 (12-0-2) Feb. 6-Mar. 10, 2000	14
<b>LONGEST LOSING STREAK:</b>	Feb. 6-Feb. 21, 1981 Oct. 2-Oct. 29, 1988 Dec. 1-Dec. 26, 2007	10
<b>LONGEST WINLESS STREAK:</b>	Mar. 20-Apr. 5, 1970 (0-10-4)	14

\*AHL Record

## Team Records

<b>MOST GOALS:</b>	vs. Cleveland Nov. 24, 1966	14
<b>MOST GOALS ON ROAD:</b>	vs. Springfield April 1, 1972 vs. Fredericton Nov. 24, 1981 vs. Maine Dec. 29, 1982	10
<b>MOST ASSISTS:</b>	vs. St. Catharines April 7, 1985	25
<b>MOST POINTS:</b>	vs. St. Catharines April 7, 1985	38
<b>MOST TOTAL GOALS:</b>	Rochester 14 - Cleveland 6 Nov. 24, 1966	20
<b>GREATEST WINNING MARGIN:</b>	Rochester 13 - New Haven 1 Jan. 17, 1975	12
<b>GREATEST LOSING MARGIN:</b>	Rochester 3 - Providence 15 Feb. 13, 1972  Rochester 1 - Nova Scotia 13 Feb. 15, 1980  Rochester 0 - Baltimore 12 Nov. 23, 1984	12
<b>SCORELESS TIES:</b>	vs. Buffalo, Nov. 7, 1964 vs. Pittsburgh, Mar. 31, 1967 vs. Baltimore, Feb. 26, 1971 vs. Richmond, Feb. 11, 1972 vs. Virginia, Jan. 27, 1974 at Halifax, Nov. 20, 1991 vs. Adirondack, Nov. 10, 1997	







# ROCHESTER AMERICANS

## Season Team Records

<b>DIVISION CHAMPIONSHIPS:</b>	1964-65, 1965-66, 1967-68	14
	1973-74, 1977-78, 1982-83	
	1986-87, 1989-90, 1990-91	
	1996-97, 1998-99, 1999-2000,	
	2000-01, 2004-05	
<b>OVERALL REGULAR-SEASON POINT CHAMPIONSHIP:</b>		
	1964-65, 1967-68, 1973-74	6
	1982-83, 1990-91, 2004-05	
<b>CALDER CUP CHAMPIONSHIPS:</b>	1964-65, 1965-66, 1967-68	6
	1982-83, 1986-87, 1995-96	

## Single-Season Individual Records

<b>MOST GOALS:</b>	Paul Gardner	61	(1985-86)
<b>MOST ASSISTS:</b>	Geordie Robertson	73	(1982-83)
<b>MOST POINTS:</b>	Geordie Robertson	119	(1982-83)
<b>MOST PENALTY MINUTES:</b>	Rob Ray	446	(1988-89)
<b>MOST GOALS BY CENTER:</b>	Paul Gardner	61	(1985-86)
<b>MOST ASSISTS BY CENTER:</b>	Geordie Robertson	73	(1982-83)
<b>MOST POINTS BY CENTER:</b>	Geordie Robertson	119	(1982-83)
<b>MOST GOALS BY RIGHT WING:</b>	Jody Gage	60	(1987-88)
<b>MOST ASSISTS BY RIGHT WING:</b>	Ed Litzenberger	61	(1964-65)
<b>MOST POINTS BY RIGHT WING:</b>	Jody Gage	104	(1987-88)
<b>MOST GOALS BY LEFT WING:</b>	Murray Kuntz	51	(1973-74)
<b>MOST ASSISTS BY LEFT WING:</b>	Stan Smrke	59	(1964-65)
<b>MOST POINTS BY LEFT WING:</b>	Dick Gamble	98	(1965-66)
	Mike Donnelly	98	(1989-90)
<b>MOST GOALS BY DEFENSEMAN:</b>	Rick Pagnutti	18	(1972-73)
<b>MOST ASSISTS BY DEFENSEMAN:</b>	Bob Hess	58	(1980-81)
<b>MOST POINTS BY DEFENSEMAN:</b>	Bob Hess	75	(1980-81)

## Single-Season Individual Records

<b>MOST GOALS BY GOALTENDER:</b>	Darcy Wakaluk	1	(1987-88)*
	Robb Stauber	1	(1995-96)
<b>MOST ASSISTS BY GOALTENDER:</b>	Darcy Wakaluk	7	(1989-90)*
	David Littman	7	(1990-91)
<b>MOST POINTS BY GOALTENDER:</b>	Darcy Wakaluk	7	(1989-90)*
	David Littman	7	(1990-91)
<b>MOST PIM BY CENTER:</b>	Brad Rubachuk	246	(1993-94)
<b>MOST PIM BY RIGHT WING:</b>	Kevin Kerr	352	(1987-88)
<b>MOST PIM BY LEFT WING:</b>	Rob Ray	446	(1988-89)
<b>MOST PIM BY DEFENSEMAN:</b>	Jim Hofford	322	(1987-88)
<b>MOST PIM BY GOALTENDER:</b>	Jim Pettie	55	(1976-77)
<b>MOST GOALS BY A ROOKIE:</b>	Thomas Vanek	42	(2004-05)
	Donald Audette	42	(1989-90)
<b>MOST ASSISTS BY A ROOKIE:</b>	Todd Simon	66	(1992-93)
<b>MOST POINTS BY A ROOKIE:</b>	Peter Ciavaglia	98	(1991-92)
<b>MOST PIM BY A ROOKIE:</b>	Rob Ray	446	(1988-89)
<b>MOST POWER-PLAY GOALS:</b>	Thomas Vanek	25	(2004-05)
	Paul Gardner	25	(1985-86)
<b>MOST SHORTHANDED GOALS:</b>	Gary McAdam	11	(1982-83)*
<b>MOST GAME-WINNING GOALS:</b>	Dean Sylvester	10	(1998-99)
<b>MOST UNASSISTED GOALS:</b>	Paul O'Neil	9	(1975-76)
<b>LONGEST POINT STREAK:</b>	Peter Ciavaglia (22+26=48)	25 games	(1992-93)
<b>HIGHEST SHOOTING PERCENTAGE:</b>	Dane Jackson	27.0	(1995-96)*

\*AHL Record







# ROCHESTER AMERICANS

## Individual Game Records

<b>LARGEST CROWD:</b>	First Niagara Center	19,070	(12/28/12)
	(Buffalo, NY: Amerks 4, Lake Erie 1)		
<b>MOST GOALS:</b>	Jason Pominville	5	(10/21/05)
	Donald Audette	5	(10/29/89)
	Dave Hynes	5	(1/17/75)
	Mal Davis (3)	4	(2/14/82, 1/2/83, 10/5/83)
	Jody Gage (3)	4	(10/18/85, 10/26/85, 3/14/90)
	Geordie Robertson (2)	4	(3/7/82, 4/3/83)
	Dick Gamble (2)	4	(10/16/66, 10/29/66)
	Derek Whitmore	4	(11/25/11)
	Scott McCrory	4	(11/3/90)
	Grant Martin	4	(3/29/89)
	Ken Priestlay	4	(3/10/89)
	Gates Orlando	4	(3/23/84)
	Bill Bennet	4	(11/3/78)
	Dave Hynes	4	(10/17/75)
	Dave Hrechosky	4	(12/1/72)
	Bronco Horvath	4	

## Individual Game Records

<b>TWO FASTEST SHORTHANDED GOALS:</b>	Jody Gage	8 seconds	(3/25/89)*
<b>MOST ASSISTS:</b>	Chris Taylor	6	(10/21/05)
	Geordie Robertson	6	(12/26/83)
	Ed Litzenberger	6	(1/24/65)
	Rudy Migay	6	(2/6/59)
<b>MOST ASSISTS BY A GOALTENDER:</b>	Lynn Zimmerman	3	(1972-73)*
<b>MOST POINTS:</b>	Darrin Shannon	7	(1/31/91)
	Geordie Robertson	7	(12/26/83)
	Ed Joyal	7	(2/24/67)
<b>MOST PIM:</b>	Wally Weir	54	(1/16/81)
	(4 misconducts, 2 majors, 2 minors)		

\*AHL Record







Americans All-Time Team Leaders

# ROCHESTER AMERICANS

## Games Played

1	JODY GAGE	653
2	DICK GAMBLE	569
3	NORM ARMSTRONG	566
4	CHRIS TAYLOR	519
5	DARRYL SLY	517
6	STAN SMRKE	513
7	SCOTT METCALFE	499
8	BRONCO HORVATH	473
9	GERRY EHMAN	465
10	DAN FRAWLEY	456

## Goals

1	JODY GAGE	351
2	DICK GAMBLE	300
3	GERRY EHMAN	237
4	BRONCO HORVATH	199
5	STAN SMRKE	197
6	NORM ARMSTRONG	166
7	GEORDIE ROBERTSON	164
8	MAL DAVIS	155
9	BOB MONGRAIN	153
10	CHRIS TAYLOR	142
	SCOTT METCALFE	137

## Penalty Minutes

1	SCOTT METCALFE	1,424
2	JIM HOFFORD	1,212
3	DAN FRAWLEY	1,060
4	SEAN McMORROW	1,015
5	NORM ARMSTRONG	983
6	DEAN MELANSON	850
7	SCOTT NICHOL	813
8	ROB RAY	796
9	RUMUN NDUR	795
10	CHRIS LANGEVIN	750

## Points

1	JODY GAGE	728
2	DICK GAMBLE	565
3	BRONCO HORVATH	542
4	GERRY EHMAN	520
5	CHRIS TAYLOR	481
6	STAN SMRKE	436
7	GEORDIE ROBERTSON	395
8	NORM ARMSTRONG	391
9	SCOTT METCALFE	349
10	BOB MONGRAIN	339

## Assists

1	JODY GAGE	377
2	BRONCO HORVATH	343
3	CHRIS TAYLOR	339
4	GERRY EHMAN	283
5	DICK GAMBLE	265
6	STAN SMRKE	239
7	GEORDIE ROBERTSON	231
8	NORM ARMSTRONG	225
9	SCOTT METCALFE	211
10	JIM JACKSON	205

## Goaltending Wins

1	BOBBY PERREault	108
2	GERRY CHEEVERS	101
3	JACQUES CLOUTIER	96
4	RYAN MILLER	92
5	DARCY WAKALUK	81

## Coaching Wins

1	RANDY CUNNEYWORTH	340
2	JOHN VanBOXMEER	337
3	JOE CROZIER	260
4	BRIAN McCUTCHEON	128
5	MIKE KEENAN	116







# ROCHESTER AMERICANS

## October | 2018

DAY	DATE	GAME TIME	VISITING TEAM	HOME TEAM
Fri	10/5/18	7:05 PM	Charlotte	Rochester
Sat	10/6/18	7:05 PM	Charlotte	Rochester
Wed	10/10/18	7:05 PM	Syracuse	Rochester
Sat	10/13/18	1:00 PM	Rochester	@ Bridgeport
Sun	10/14/18	3:00 PM	Rochester	@ Bridgeport
Wed	10/17/18	7:00 PM	Rochester	@ Utica
Fri	10/19/18	7:05 PM	Toronto	Rochester
Sat	10/20/18	7:00 PM	Rochester	@ Belleville

## November | 2018

DAY	DATE	GAME TIME	VISITING TEAM	HOME TEAM
Fri	11/2/18	7:05 PM	Hershey	Rochester
Sat	11/3/18	7:00 PM	Rochester	@ Hershey
Wed	11/7/18	7:05 PM	Cleveland*	Rochester
Fri	11/9/18	7:05 PM	Syracuse	Rochester
Fri	11/16/18	7:05 PM	Rochester	@ Springfield
Sat	11/17/18	7:05 PM	Rochester	@ Providence
Sun	11/18/18	3:00 PM	Rochester	@ Hartford
Fri	11/23/18	7:05 PM	Utica	Rochester
Sat	11/24/18	7:05 PM	Rochester	@ Binghamton
Fri	11/30/18	7:05 PM	W-B/Scranton	Rochester

## December | 2018

DAY	DATE	GAME TIME	VISITING TEAM	HOME TEAM
Sat	12/1/18	7:05 PM	Rochester	@ Binghamton
Wed	12/5/18	7:05 PM	Utica	Rochester
Fri	12/7/18	7:05 PM	Providence	Rochester
Sat	12/8/18	7:00 PM	Rochester	@ Syracuse
Wed	12/12/18	7:05 PM	Binghamton	Rochester
Fri	12/14/18	7:05 PM	Cleveland	Rochester
Sat	12/15/18	7:00 PM	Rochester	@ Cleveland
Wed	12/19/18	7:05 PM	Belleville	Rochester
Fri	12/21/18	7:05 PM	Hartford	Rochester
Sat	12/22/18	5:05 PM	Hartford	Rochester
Wed	12/26/18	7:00 PM	Rochester	@ Cleveland
Fri	12/28/18	7:05 PM	Toronto	Rochester
Sat	12/29/18	7:00 PM		@ Utica

## January | 2019

DAY	DATE	GAME TIME	VISITING TEAM	HOME TEAM
Wed	1/2/19	7:05 PM	Bridgeport	Rochester
Fri	1/4/19	7:30 PM	Rochester	@ Laval
Sat	1/5/19	3:00 PM	Rochester	@ Laval
Fri	1/11/19	7:05 PM	Toronto	Rochester
Sat	1/12/19	4:00 PM	Rochester	@ Toronto
Fri	1/18/19	7:05 PM	Rochester	@ W-B/Scranton
Sat	1/19/19	7:05 PM	Rochester	@ Lehigh Valley
Wed	1/23/19	7:05 PM	Binghamton	Rochester
Fri	1/25/19	7:05 PM	Utica	Rochester
Sat	1/26/19	7:00 PM	Rochester	@ Syracuse







# ROCHESTER AMERICANS

## February | 2019

DAY	DATE	GAME TIME	VISITING TEAM	HOME TEAM
Fri	2/1/19	7:05 PM	Rochester	@ Binghamton
Sat	2/2/19	7:00 PM	Rochester	@ Hartford
Wed	2/6/19	7:05 PM	Syracuse	Rochester
Fri	2/8/19	7:05 PM	Springfield	Rochester
Sat	2/9/19	7:00 PM	Rochester	@ Utica
Tues	2/12/19	7:00 PM	Rochester	@ Cleveland
Fri	2/15/19	7:05 PM	Syracuse	Rochester
Sat	2/16/19	7:00 PM	Rochester	@ Syracuse
Sun	2/17/19	3:05 PM	Binghamton	Rochester
Wed	2/20/19	7:05 PM	Cleveland	Rochester
Fri	2/22/19	7:00 PM	Rochester	@ Utica
Sat	2/23/19	7:05 PM	Belleville	Rochester
Wed	2/27/19	7:00 PM	Rochester	@ Utica

## March | 2019

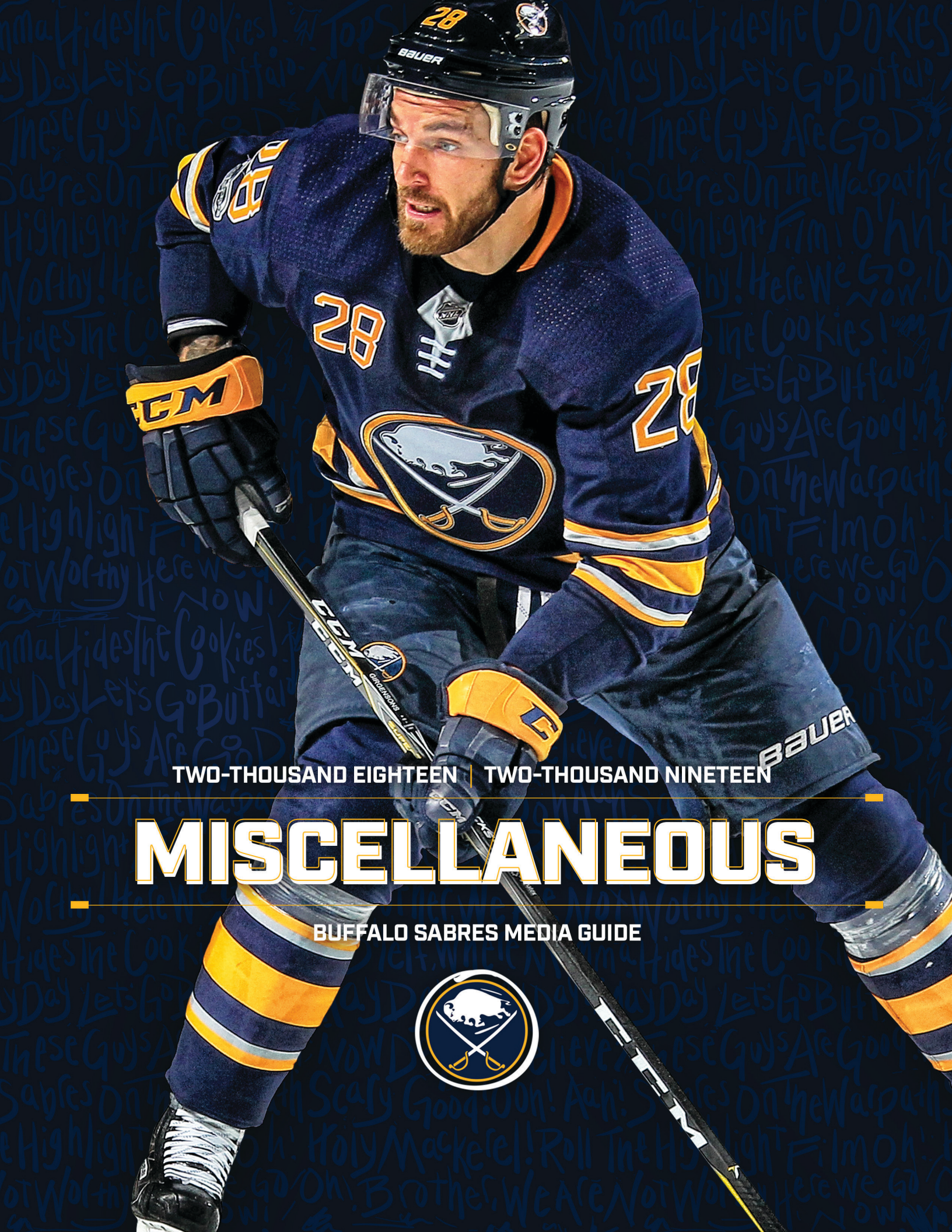
DAY	DATE	GAME TIME	VISITING TEAM	HOME TEAM
Sat	3/2/19	7:00 PM	Rochester	@ Syracuse
Sun	3/3/19	3:05 PM	Syracuse	Rochester
Fri	3/8/19	7:05 PM	Bridgeport	Rochester
Sat	3/9/19	7:05 PM	Rochester	@ Binghamton
Sun	3/10/19	3:05 PM	Binghamton	Rochester
Wed	3/13/19	7:05 PM	Utica	Rochester
Fri	3/15/19	7:00 PM	Rochester	@ Charlotte
Sat	3/16/19	6:00 PM	Rochester	@ Charlotte
Fri	3/22/19	7:05 PM	Cleveland	Rochester
Sat	3/23/19	5:00 PM	Rochester	@ Toronto
Sun	3/24/19	4:00 PM	Rochester	@ Toronto
Wed	3/27/19	7:05 PM	Lehigh Valley	Rochester
Fri	3/29/19	7:05 PM	Laval	Rochester
Sat	3/30/19	7:05 PM	Rochester	@ Binghamton

## April | 2019

DAY	DATE	GAME TIME	VISITING TEAM	HOME TEAM
Fri	4/5/19	7:05 PM	Syracuse	Rochester
Sat	4/6/19	7:00 PM	Rochester	@ Syracuse
Mon	4/8/19	7:00 PM	Rochester	@ Cleveland
Fri	4/12/19	7:05 PM	Binghamton	Rochester
Sat	4/13/19	7:00 PM	Rochester	@ Syracuse
Sun	4/14/19	2:00 PM	Rochester	@ Belleville







TWO-THOUSAND EIGHTEEN | TWO-THOUSAND NINETEEN

# MISCELLANEOUS

BUFFALO SABRES MEDIA GUIDE





**Television**



In June 2016, the Sabres and MSG Networks announced a new, long-term rights agreement for Buffalo Sabres games and the creation of "MSG Western New York," a comprehensive programming partnership that will air new content relating to the Sabres and other Pegula Sports and Entertainment properties on MSG in Western New York.

In the 2018-19 season, the Sabres and MSG will continue their partnership in which MSG will own the exclusive local rights to telecast the team's games. MSG Networks, an industry leader in production and technology, is the nation's longest-running regional sports network and part of Madison Square Garden L.P.

All Sabres telecasts on MSG are produced and broadcast by the team's in-house broadcasting team and feature the Sabres broadcasters and analysts exclusively.

Calling the action on MSG telecasts and on WGR 550 AM are Foster Hewitt Award winner and Sabres Hall-of-Famer Rick Jeanneret, who embarks on his 47th year behind the microphone in 2018-19, and veteran broadcaster Dan Dunleavy, who returns for his sixth season with the Sabres' broadcast team. In addition to his play-by-play duties, Dunleavy will contribute to the Sabres' pre- and post-game shows and to Sabres.com.

Rob Ray, a 15-year veteran of Sabres broadcasts, is in his seventh season as the full-time color analyst. After joining the broadcast team in 2003-04, Ray served as a second color analyst and the "between-the-glass" reporter for eight seasons before stepping into his current role. In his role as color analyst, Ray remains at ice level to provide a close-up perspective of the game's action.

Brian Duff, who joined the Sabres broadcast team in 2011-12, will again serve as the full-time in-game host for all Sabres broadcasts on MSG. In that role, Duff will host the pregame show the post-game report and the intermission reports between periods.

Former Sabres goaltender Martin Biron returns for his second season with the Sabres' broadcast, providing in-depth analysis before, during and after games alongside Duff.

Buffalo Sabres hockey on MSG is produced by Joe Pinter and directed by Eric Grossman.



**Rick Jeanneret | Play-by-Play Announcer**

Currently the longest-tenured broadcaster in hockey, Rick Jeanneret will begin his 47th year behind the microphone calling the action for Buffalo Sabres games. Jeanneret was the 2012 recipient of the Foster Hewitt Memorial Award – the most prestigious award given to hockey broadcasters – and was formally recognized by the Hockey Hall of Fame in November 2012. He was inducted into the Sabres Hall of Fame in 2011 and was inducted into the Greater Buffalo Sports Hall of Fame in fall 2012.

With his vast knowledge of the game and his unwavering enthusiasm for hockey, Jeanneret's distinct voice has been synonymous with the Buffalo Sabres for over four decades. He began his prolific career with the Sabres in the 1971-72 season as the club's radio play-by-play announcer and served primarily in that role until 1995, when he began calling the action for the team's televised games as well. His memorable calls and player nicknames have become forever linked with Sabres history for generations of fans.

Jeanneret's career officially began in 1963, when the St. Catharines, Ontario native filled in for the regular announcer at a Niagara Falls Flyers (Junior A) game. He went on to become the color analyst for one season before moving to the play-by-play position in 1965.

Jeanneret currently resides in Niagara Falls, Ontario with his wife, Sandra. Rick has two sons, Mark and Chris.







**Dan Dunleavy | Play-by-Play Announcer/Reporter**

Prior to joining the Sabres broadcast team in 2013, Dan Dunleavy spent 19 years at Sportsnet Radio and The Fan 590 Toronto. In addition to filling in as a play-by-play voice for the Sabres in the 2010-11 season, Dunleavy's experience includes nine years of play-by-play for the IIHF World Junior Hockey Championship, the 2008 IIHF World Hockey Championship in Halifax and Quebec City, Men's and Women's Hockey at the 2010 Vancouver Olympics, the OHL's Mississauga Majors, and Canadian Hockey League and American Hockey League games on Rogers Sportsnet.

The Toronto native has also called soccer and lacrosse games, serving as the play-by-play voice for the National Lacrosse League's Toronto Rock on The Fan 590 and the radio and television play-by-play voice for Toronto FC on Sportsnet TV/Radio and TSN 1050 Radio.

Dunleavy currently resides in Fort Erie, Ontario with his wife, Brenda.



**Rob Ray | Color Analyst**

Rob Ray, who begins his 15th season on Buffalo Sabres broadcasts, will be entering his seventh season as the full-time color analyst for all Sabres games this season. After joining the broadcast team in 2003-04, Ray has served as a color analyst and the "between-the-benches" reporter for the past 14 years. In his role as color analyst, Ray will remain at ice level to provide a close-up perspective of the game's action.

Ray's hockey expertise stems from his 16-year NHL career as a right wing, 14 seasons of which were spent with the Sabres. Known for his toughness on the ice, Ray ranks sixth in NHL history for career penalty minutes (3,207) and holds the Sabres' team record in the same category with 3,189 penalty minutes. Ray played in 900 total NHL games during his career and 889 games with the Sabres, the fourth-most in franchise history.

Despite being one of the game's toughest enforcers, Ray was also awarded the NHL's King Clancy Memorial Award in 1999 for his leadership and humanitarianism. He remains as one of the Sabres' most active alumni, currently serving as president of the Sabres Alumni Association. Ray and his wife, Julianne, live in Grand Island, New York with their son, Rob Jr., and their daughter, Jordan.



**Brian Duff | Studio Host**

A 27-year broadcasting veteran, Brian Duff begins his sixth full season as the studio host for all Buffalo Sabres broadcasts. He joined the broadcast team in 2011-12 on a part-time basis in the same role for many of the team's road games.

Duff came to the Sabres after spending five seasons with the NHL Network, most recently as host of NHL on the Fly and NHL Tonight.

Prior to joining NHL Network, Duff spent six years as the pre- and post-game host for Toronto Maple Leafs hockey on Leafs TV. His extensive hockey broadcasting career also includes stints as the radio host for pre- and post-game coverage of the Ottawa Senators and Edmonton Oilers and radio game analyst for the Senators and the WHL's Medicine Hat Tigers.

In addition, Duff has provided play-by-play for the National Lacrosse League on Versus and TSN, including the 2010 and 2011 championship games. He worked at The Score as an anchor and reporter and provided play-by-play for Ottawa Rebel lacrosse and the Mann Cup. Duff has also freelanced for multiple media outlets including ESPN and the Associated Press.

Duff, who grew up in Whitby, Ontario, holds a broadcasting diploma from Mount Royal College in Calgary and currently resides in Hamburg, New York with his wife, Leilon, and their children, Isabelle and Rhiannon.







**Martin Biron | Studio Analyst**

Martin Biron is in his second season as the studio analyst for the Buffalo Sabres after being named to the position in August 2017. His primary role is to serve as an analyst alongside Brian Duff during the pregame, intermission and postgame portions of the broadcast. Biron will also provide in-game analysis at select times both at ice level and in the broadcast booth.

Biron was the Sabres' first-round pick in the 1995 NHL Draft and went on to rank fourth in franchise history among goaltenders with 300 games played in his nine seasons with the club. In 2007, he was traded to the Philadelphia Flyers and led the team to the 2008 Eastern Conference Final. Following his time in Philadelphia, Biron went on to spend time with the Islanders and Rangers before retiring from the NHL in October 2013.

In addition to his role on the Sabres' broadcast, Biron is a frequent contributor to *The Instigators* and produces content for Sabres.com. He also assists with the goaltending program for the Academy of Hockey.

**Radio Broadcast**



Sabres coverage on the radio can be found exclusively on WGR 550, the team's radio partner for more than 25 years. Game-day broadcasts include the action from Jeanneret and Ray, along with a post-game show hosted by Brian Koziol featuring a complete game recap, player interviews and scores from around the league. Paul Hamilton, who returns as the station's Sabres beat reporter, will provide live updates from Sabres games and practices all season long.

Returning for its sixth season is the team's flagship radio program, *The Instigators*. The show is broadcast live, year-round from 10 a.m. to 12 p.m. Monday through Friday. The program is an additional outlet for Sabres fans to hear exclusive interviews, analysis, team updates, and recaps of Sabres games and practices.

Serving as hosts of *The Instigators* are former Sabres Andrew Peters and Craig Rivet. Peters was a member of the Sabres for five seasons, from 2003-04 to 2008-09 before joining the show full-time in 2014-15. Rivet, who joined Peters as a co-host in 2016, captained the Sabres from 2008 to 2011.





## Media Information

Requests for information should be directed to the Sabres' Media Relations Department, Buffalo Sabres, KeyBank Center, One Seymour H. Knox, III Plaza, Buffalo, NY 14203. The main office phone number is (716) 855-4100.

### BUFFALO SABRES MEDIA RELATIONS STAFF

#### Chris Bandura

Vice President of Media Relations  
chris.bandura@sabres.com  
716.855.4515 (Office)  
716.983.6735 (Cell)

#### Ian Ott

Senior Manager of Media Relations  
ian.ott@sabres.com  
716.855.4484 (Office)  
716.479.5481 (Cell)

#### Chris Dierken

Manager of Media Relations  
chris.dierken@sabres.com  
716.855.4417 (Office)  
716.207.5188 (Cell)

**MEDIA WEBSITE:** [SabresDigitalPressBox.com](http://SabresDigitalPressBox.com)

## Credentials

Season credentials are available only to those media members who cover the team on a regular basis. Those who need media credentials for an individual game should contact Ian Ott via email ([ian.ott@sabres.com](mailto:ian.ott@sabres.com)) by 5 p.m. the day before a game, and by 5 p.m. on Friday before a Sunday game. **All requests for individual game seating should be submitted by the publication editor using a professional email account.** Furthermore, freelance photographers will be admitted on an assignment-only basis, which must come from the photo editor. Press box seats are filled on a space-available basis.

*\*Press credentials can be picked up on the day of a game at the arena's security office until 4:30 p.m. From 4:30 p.m. onward, the passes will be at the media entrance described below (please note that pick up times will be adjusted for afternoon games).*

*\*Credentials should be displayed at all times for admission to the press box, press lounge/work room and dressing room area. **YOUR COOPERATION IS APPRECIATED IN MAINTAINING A WORKING ATMOSPHERE IN THE LOCKER ROOM(S). ABSOLUTELY NO AUTOGRAPH REQUESTS OR UNAUTHORIZED PHOTOGRAPHY WILL BE ALLOWED. VIOLATORS WILL BE ASKED TO LEAVE.***

*\*All requests for pre-game live shots should be coordinated through Chrisanne Bellas at (716) 855-4476 to ensure location and transmission.*

## Game-Day Procedures

### ENTERING KEYBANK CENTER

Credentialed media can enter the arena through the security entrance, located at the plaza area on the east (Illinois Street) side of the building, aligned with the middle of the parking ramp. Credentials can be picked up at the credential table (located past security) two and a half hours before games or at security before the morning skate.

### DIRECTIONS TO PRESS BOX

All media should use the freight elevator, located beyond the credential table, when moving between the Event Level (ground floor, "ER") and the Press Level ("P"). Seating charts are posted throughout the press box to assist in finding designated seating areas.

### INTERNET ACCESS

Wireless internet access is available for all visiting media. To access the "Sabres Media" network, enter "season18-19" as the password.

### MEDIA DINING

The media dining room is located directly across from the credential table on the Event Level. The cost of game day meals is \$11. Snacks and beverages will also be provided in the press box. The dining room opens two hours before the start of the game.







## Game-Day Procedures

### POST-GAME INTERVIEWS

Player availability will begin no later than 10 minutes after the conclusion of each game, in the Sabres locker room. Head Coach Phil Housley will be available in the press conference room (on the left just before entering the locker room hallway) following player interviews.

### MEDIA WORK AREAS

The media is welcome to work after the game in the press conference room or in the press box. Final stats will be available in the press box. Please note that the media dining room is not available as a work space on the morning of a game day.

*\*Please note that smoking is prohibited not only in both the press lounge/work room and the press box, but also in the whole arena (under NY State law).*

*\*There are electrical outlets, ethernet jacks and phone jacks at all seats in the press box, but phone lines are not active unless arrangements are made by calling Mike Queeno at (716) 855-4485.*

### PRACTICE SESSIONS/GAMEDAY SKATES

Practice sessions and morning skates on game days are open to the media. Head Coach Phil Housley and Sabres players are available to the media following the sessions. Media members attending these practices should contact Chris Bandura to verify times and specific player interview needs. Practices that cannot be held at KeyBank Center will take place at HarborCenter. Practice times for the current month can be found at SabresDigitalPressBox.com/media\_calendar.

## Directions

KeyBank Center is on Buffalo's waterfront at the end of Washington Street and is bordered by Main and Illinois Streets and South Park Avenue. There are several parking lots in that area. For directions see below or, for more detailed information, contact the Sabres at (716) 855-4100.

**FROM N.Y. STATE THRUWAY (90):** Take Interstate 90 to downtown Buffalo to 190 North (exit 53).

Recommended: Take exit 5 (Hamburg Street), turning right onto Hamburg Street. Turn right onto Perry Street (first light) or South Park Avenue (second light). KeyBank Center is two blocks ahead with parking past Michigan Avenue.

**ALTERNATE:** Stay to the right on exit ramp and exit onto Louisiana Street. Make a left onto Louisiana Street and take it to the first light. Turn right onto Perry Street. KeyBank Center is ahead with parking available on either side of Perry Street.

**FROM CANADA AND NORTH:** Take the 190 South heading toward downtown Buffalo. Exit at Niagara Street and head toward downtown. Turn right on South Elmwood Avenue (before City Hall) and continue until you cross Church Street, at that point Elmwood becomes Lower Terrace (Adam's Mark Hotel on your right). Travel on Lower Terrace and turn right on Washington. KeyBank Center is at the end of Washington.

## Taxi Companies

**Airport** .....(716) 633-8294  
**City Service** .....(716) 852-4000

**Downtown** .....(716) 852-2428  
**Kenmore** .....(716) 876-3030

**Liberty** .....(716) 877-7111  
**South Buffalo** .....(716) 822-6300

## Buffalo Hotels | 716 Area Code

**Adam's Mark Buffalo** ..... 845-5100  
**Buffalo Marriott Harborcenter** ..... 852-0049  
**Buffalo/Niagara Marriott** ..... 689-6900  
**Comfort Suites** ..... 633-6000  
**Courtyard Marriott** ..... 840-9566  
**Embassy Suites** ..... 842-1000

**Hampton Inn** ..... 894-8000  
**Holiday Inn Downtown** ..... 886-2121  
**Hyatt Regency Buffalo** ..... 856-1234  
**Mansion on Delaware** ..... 886-3300  
**Sheraton Inn Airport** ..... 681-2400  
**Westin Buffalo** ..... 854-9000





**KeyBank Center**

The Buffalo Sabres will continue to feature a dynamic pricing model for all games at KeyBank Center in the 2018-19 season that will adjust ticket prices to better reflect demand throughout the season.

Sabres tickets are available in person at the KeyBank Center Box Office. Tickets may be purchased online at [www.sabres.com](http://www.sabres.com) or [www.tickets.com](http://www.tickets.com). To charge tickets by phone, call 1.888.223.6000.



**KeyBank  Center**





# MISCELLANEOUS

## OCTOBER 2018

SUNDAY	MONDAY	TUESDAY	WEDNESDAY	THURSDAY	FRIDAY	SATURDAY
	1	2	3	4 7:00	5	6 7:00
7	8 3:00	9	10	11 7:00	12	13 9:00
14	15	16 10:00	17	18 10:30	19	20 3:30
21 8:00	22	23	24	25 7:00	26	27 7:00
28	29	30 7:00	31			

## NOVEMBER 2018

SUNDAY	MONDAY	TUESDAY	WEDNESDAY	THURSDAY	FRIDAY	SATURDAY
				1 7:30	2	3 2:00
4 7:00	5	6	7	8 7:30	9	10 1:00
11	12	13 7:30	14	15	16 8:00	17 6:00
18	19 7:00	20	21 7:30	22	23 4:00	24 7:00
25	26	27 7:00	28	29 7:30	30 7:00	

## DECEMBER 2018

SUNDAY	MONDAY	TUESDAY	WEDNESDAY	THURSDAY	FRIDAY	SATURDAY
						1
2	3 8:00	4 7:30	5	6	7	8 1:00
9	10	11 7:00	12	13 7:00	14	15 7:00
16 5:00	17	18 7:00	19	20	21 7:00	22 7:00
23	24	25	26	27 8:00	28	29 7:00
30	31 6:00					

## JANUARY 2019

SUNDAY	MONDAY	TUESDAY	WEDNESDAY	THURSDAY	FRIDAY	SATURDAY
		1	2	3 7:00	4	5 7:00
6	7	8 7:00	9	10	11 7:30	12 7:00
13	14 9:00	15	16 9:30	17	18 10:00	19
20	21	22	23	24	25	26
27	28	29 7:00	30 8:30	31		

## FEBRUARY 2019

SUNDAY	MONDAY	TUESDAY	WEDNESDAY	THURSDAY	FRIDAY	SATURDAY
					1 7:00	2
3	4	5 7:00	6	7 7:00	8	9 1:00
10 3:00	11	12 7:00	13	14	15 7:00	16
17 8:00	18	19 7:00	20	21 7:30	22	23 1:00
24	25 7:00	26 7:00	27	28		

## MARCH 2019

SUNDAY	MONDAY	TUESDAY	WEDNESDAY	THURSDAY	FRIDAY	SATURDAY
					1 7:00	2 7:00
3	4 7:00	5	6	7 8:30	8	9 3:00
10	11	12 7:00	13	14 7:00	15	16 7:00
17 5:00	18	19	20 7:00	21	22	23 7:00
24	25 7:00	26 7:30	27	28 7:00	29	30 7:00
31 6:00						

## APRIL 2019

SUNDAY	MONDAY	TUESDAY	WEDNESDAY	THURSDAY	FRIDAY	SATURDAY
	1	2 7:00	3	4 7:00	5	6 7:00
7	8	9	10	11	12	13



HOME GAME  
IN BLUE

AWAY GAMES  
IN GRAY

Game times subject to change.  
All games listed in Eastern times.

**SABRES.com**





**September 2018**

- 6 Rookie camps open
- 13 Training camps open
- 15 Preseason schedule begins
- 15 2018 O.R.G. NHL China Games™: Boston Bruins at Calgary Flames (Shenzhen Universiade Sports Center, Shenzhen, China)
- 18 2018 Kraft Hockeyville Canada: Ottawa Senators vs. Toronto Maple Leafs (Lucan Community Memorial Centre, Lucan, Ont.)
- 19 2018 O.R.G. NHL China Games™: Calgary Flames at Boston Bruins (Cadillac Arena, Beijing, China)
- 19 Annual USA Hockey All-American Prospects Game (Xcel Energy Center, Saint Paul, Minn.)
- 25 2018 Kraft Hockeyville™ USA: Columbus Blue Jackets vs. Buffalo Sabres (Clinton Arena, Clinton, N.Y.)

**October 2018**

- 1 NHL Global Series Challenge: Devils vs. SC Bern (PostFinance Arena, Bern, Switzerland)
- 2 Opening day playing rosters set (5 p.m. ET)
- 2 NHL Board of Governors Meeting (New York, N.Y.)
- 3 Opening night of 2018-19 NHL regular season (4 games)
- 3 Washington Capitals raise Stanley Cup banner (vs. Boston Bruins)
- 3 NHL Global Series Challenge: Oilers vs. Kolner Haie (Lanxess Arena, Cologne, Germany)
- 6 2018 NHL Global Series™: Edmonton Oilers vs. New Jersey Devils (Scandinavium, Gothenburg, Sweden)
- 22 NHL Alumni Awards Gala – Honorees: Borje Salming, Mats Sundin, Nicklas Lidstrom (Keith Magnuson Man of the Year); Bob Cole (Keith McCreary 7th Man); Eddie Olczyk (Ace Bailey Award of Courage); Chris Hadfield (Honorary Alumni) (Toronto, Ont.)

**November 2018**

- 1-30 Hockey Fights Cancer Awareness Month
- 1-2 2018 NHL Global Series™: Florida Panthers vs. Winnipeg Jets (Hartwall Arena, Helsinki, Finland)
- 9 Hockey Hall of Fame Game: New Jersey Devils at Toronto Maple Leafs
- 12 Hockey Hall of Fame Induction Ceremony (Toronto, Ont.): Inductees: Martin Brodeur, Jayna Hefford, Martin St. Louis, Alexander Yakushev (Player category); Gary Bettman, Willie O'Ree (Builder category); Larry Brooks, Joe Bowen (Media honorees).
- 13 NHL General Managers' Meeting (Toronto, Ont.)
- 23 2018 Discover NHL Thanksgiving Showdown™: New York Rangers at Philadelphia Flyers
- 26 NHL Founders Day (1917)

**December 2018**

- 1 Signing deadline for Group 2 free agents (5 p.m. ET)
- 12 U.S. Hockey Hall of Fame Induction (Inductees: Red Berenson, Natalie Darwitz, Hago Harrington, David Poile, Paul Stewart) and Celebration of Lester Patrick (Recipient: Jim Johansson, posthumous) (Nashville, Tenn.)
- 19 101st Anniversary of League's first games played
- 19-27 Holiday roster freeze in effect: For all players on an NHL active roster, injured reserve, or with non-roster and injured non-roster status as of midnight (local time) Dec. 19, a roster freeze shall apply through midnight (local time) Dec. 27, with respect to waivers, trades and loans, subject to the exceptions provided for in CBA Article 16.5 (d).
- 24-26 Holiday break (no scheduled practices – dressing rooms closed)
- 26-Jan. 5 IIHF World Junior Championship (Vancouver/Victoria, B.C.)

**January 2019**

- 1 2019 Bridgestone NHL Winter Classic®: Boston Bruins at Chicago Blackhawks (Notre Dame Stadium, South Bend, Ind.)
- 8 USHL/NHL Top Prospects Game (Ice Box, Lincoln, Neb.)
- Week of 21st NHL Central Scouting Mid-Season Rankings release
- 23 CHL/NHL Top Prospects Game (ENMAX Centrium, Red Deer, AB)
- 24-27 NHL All-Star Break (no games played)
- 24-26 No scheduled practices – dressing rooms closed





**MISCELLANEOUS****January 2019**

25	2019 NHL All-Star Skills Competition™ (SAP Center at San Jose, San Jose, Calif.)
26	2019 NHL All-Star Game (SAP Center at San Jose, San Jose, Calif.)
27-28	2019 AHL All-Star Classic (MassMutual Center, Springfield, Mass.)
28	NHL regular season resumes

**February 2019**

9	Hockey Day in Canada (Hockey Canada)
9	19th Annual Scotiabank Hockey Day in Canada (Host: Swift Current, SK)
17-24	Hockey Week Across America (USA Hockey)
23	2019 Coors Light NHL Stadium Series™: Pittsburgh Penguins at Philadelphia Flyers (Lincoln Financial Field, Philadelphia, Pa.)
25	2019 NHL Trade Deadline (3 p.m. ET)

**March 2019**

4-6	NHL General Managers' Meeting (Boca Raton, Fla.)
29-31	NCAA Regionals

**April 2019**

6	Last day of 2018-19 regular season (15 games)
10	Stanley Cup Playoffs begin
11-13	NCAA Frozen Four (KeyBank Center, Buffalo, N.Y.)
Week of 15th	NHL Central Scouting Final Rankings release
18-28	IIHF Under-18 World Championship (Örnsköldsvik/Umeå, Sweden)
TBA	2019 NHL Draft Lottery

**May 2019**

10-26	IIHF World Championship (Bratislava/Košice, Slovakia)
17-26	2019 CHL Memorial Cup (Scotiabank Centre, Halifax, N.S.)
27-June 1	2019 NHL Scouting Combine (Buffalo, N.Y.)

**June 2019**

15	Last possible day for 2019 Stanley Cup Final
TBA	2019 NHL Awards™ (Las Vegas, Nev.)
20	NHL General Managers' Meeting (Vancouver, B.C.)
21-22	2019 NHL Draft™ (Rogers Arena, Vancouver, B.C.)

**July 2019**

1	Free agency begins (12 p.m. ET)
5	Deadline for player-elected salary arbitration notification (5 p.m. ET)
6	Deadline for club-elected salary arbitration notification (5 p.m. ET)
20-Aug. 4	Salary arbitration hearings held

**August 2019**

6	Deadline for salary arbitration decisions to be rendered
---	--





# MISCELLANEOUS

## Referees

NAME	NUMBER
Anderson, Reid*	49
Blandina, Brandon*	39
Brenk, Jacob	26
Charron, Francis	6
Chmielewski, Tom	18
Dunning, Mitch*	43
Dwyer, Gord	19
Furlatt, Eric	27
Halkidis, Beaudry*	48
Hanson, Trevor	14
Hebert, Ghislain	22
Hebert, Jean	15
Joannette, Marc	25
Kozari, Steve	40
Lambert, Pierre	37
L'Ecuyer, Frederick	17
Lee, Chris	28
Luxmore, Thomas John	21
MacDougall, Peter*	45
Markovic, Michael*	47
McCauley, Wes	4
Mclsaac, Jon	2
Meier, Brad	34
Morton, Dean	36
Nicholson, Kendrick	30
O'Donnell, Conor*	39
O'Halloran, Dan	13
O'Rourke, Dan	9
Peel, Tim	20
Pochmara, Brian	16
Pollock, Kevin	33
Rank, Garrett	7
Rehman, Kyle	10
Rooney, Chris	5
Schlenker, Chris	3
Skilliter, Graham	24
South, Furman*	44
Schrader, Brandon*	46
St-Laurent, Francois	38
St. Pierre, Justin	12
Sutherland, Kelly	11
Syvret, Corey*	42
Walsh, Ian	29
Watson, Brad	23

## Linesmen

NAME	NUMBER
Alphonso, Shandor	52
Amell, Derek	75
Baker, Tyson*	88
Barton, Steve	59
Berg, Devin	87
Brisebois, David	96
Cameron, Lonnie	74
Cherrey, Scott	50
Cormier, Michel	76
Daisy, Ryan	81
Devorski, Greg	54
Driscoll, Scott	68
Galloway, Ryan	82
Gawryletz, Brandon	64
Gawryletz, Travis	67
Gibbons, Ryan	58
Gibbs, Darren	66
Knorr, Trent	63
Kovachik, Brad	71
Mach, Brian	78
MacPherson, Matt	83
Marquis, Jesse*	86
Miller, Steve	89
Mills, Bevan*	53
Murchison, Kiel	79
Murphy, Brian	93
Murray, Jonny	95
Nagy, Kory	97
Nansen, Derek	70
Nowak, Tim	77
Pancich, Bryan	94
Racicot, Pierre	65
Rody, Vaughan	73
Sericolo, Anthony	84
Smith, Andrew	51
Shewchyk, Mark	92
Suchanek, Libor	60
Tobias, James*	61

\*Minor league officials





# WATCH LIVE

# SABRES

## GAMES ANYWHERE ON

# MSG GO



# FREE DOWNLOAD

MSG GO is available to customers of participating providers who receive MSG Networks as part of their television subscription. Access to all content on MSG GO is subject to blackout, territorial and other restrictions. Wireless access and/or data fees may apply to access MSG GO and MSG GO content. Consult with your wireless/data provider.



**BEST  
ENJOYED  
ON ICE**



© 2018 The Coca-Cola Company.

**TASTE THE FEELING®**



**PROUD PARTNER  
OF THE  
BUFFALO SABRES**



# Live Your Best Fan Life



Download My One Buffalo today to start taking advantage of...



## Exclusive Discounts & Giveaways

Save on swag & take home the best giveaways ever



## Experiences and Seat Upgrades

Better seats await you



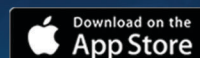
## Digital Ticketing

Manage your tickets right at your fingertips

And a whole lot more!



Download for Free today!



#BestFanLife