



PRESENTED BY  
UCI Health

2023-24 ANAHEIM DUCKS

# MEDIA GUIDE

---

# ACCORD

---

HYBRID

---



Official Vehicle of the NHL\*

Accord Sport-L Hybrid shown. NHL and the NHL Shield are registered trademarks of the National Hockey League.  
© NHL 2023. All Rights Reserved. ©2023 American Honda Motor Co., Inc.

# TABLE OF CONTENTS



ocVIBE . . . . .	2
Ownership . . . . .	4
Front Office Biographies . . . . .	6
Club Directory . . . . .	10
Coaches . . . . .	18
The Ducks and Honda Center in the Community . . . . .	35
Honda Center & Ticket Information . . . . .	36
Player Biographies . . . . .	51
In the System . . . . .	96
Future Ducks . . . . .	123
Player Personnel . . . . .	133
San Diego Gulls . . . . .	134
Team History . . . . .	143
Final Statistics (Year-by-Year) . . . . .	220
Coaches & Captains . . . . .	242
Retired Numbers . . . . .	262
Draft History . . . . .	281
Records . . . . .	287
Playoffs . . . . .	303
Opponents . . . . .	357
Broadcasting Information . . . . .	394
NHL On-Ice Officials . . . . .	402

## ANAHEIM DUCKS 2023-24 MEDIA GUIDE

### Chief Editor

Steve Brown

### Writer

Alex Gilchrist

### Editorial Assistance

Adam Brady, Tessa Bramble, Jesse Bryson,  
Sammy Glantz, Erika Muir, Matt Weller



### Photography

Robinson & Associates,  
Getty Images

### Design

Wes Tiongco, Steve Brown

### Cover Design

Wes Tiongco

### Printed by

PTS Marketing Group

### COPYRIGHT © 2023 ANAHEIM DUCKS

The information contained in this publication was compiled by the Anaheim Ducks and is provided as a courtesy to our fans and the media and may be used only for personal or editorial purposes. Any commercial use of this information is prohibited without the prior written consent of the Anaheim Ducks Hockey Club, LLC.

All NHL and team insignias depicted in this publication are the property of NHL Enterprises, Inc. and the respective teams and may not be reproduced for commercial purposes without the prior written consent of NHL Enterprises, Inc.



ocV!BE is a reimagined downtown experience coming to Orange County. The \$4-billion development project will transform 95-acres in downtown Anaheim into an easily accessible, walkable district where the excitement of sports, entertainment, and dining collide. An endeavor of the Samuelli Family, ocV!BE will surround its anchor, Honda Center, the home of the Anaheim Ducks, with a full range of lifestyle and public amenities as well as new live entertainment venues.

This new epicenter of entertainment for Orange County will offer a new 5,700-capacity concert venue, 30+ restaurants, two new hotels, 1.1+ million square feet of office space, 1,500 residential apartment units, 20 acres of publicly accessible parks and plazas. There will also be a network of pedestrian bridges and walkways, including a landmark bridge over Katella Avenue.

The proposed development will create more than 10,000 construction jobs, 3,000 permanent jobs upon completion, and generate more than \$2 billion in a one-time economic impact, according to an analysis conducted by the public finance and development economics firm, DTA. The district will also plan to serve the 2028 Summer Olympics when Honda Center hosts indoor volleyball.

The entertainment district will be built in phases, with the first opening to the public in 2026. At the heart of the development there will be four unique public plazas surrounding Honda Center. The Urban Park to the west will be more than three acres in size and anchored by a 5,700-capacity concert venue, a 60,000-square-foot market hall and multiple floors of creative office space, and landscaped boulevard called the Paseo, featuring retail and dining opportunities. The southern-facing plaza will be a hub of activity focused on sports with elevated walkways and ample opportunities for dining. The northern plaza will feature a collection of smaller entertainment experiences, and the eastern plaza will provide a garden setting with terraced seating, ideal for respite and special events. In addition, ocV!BE will feature ten acres of parks, including a five-acre riverfront park providing ample space for community gatherings, special concerts and events.

ocV!BE will also



offer more than 1,500 residential apartments, filling a critical need for housing in Orange County, and includes a commitment of 15% affordable housing units onsite. These residential communities will have full access to the entertainment and lifestyle amenities including 20 acres of open space and more than three miles of trails.

A new 325,000-square-foot office tower will attract top employers to Anaheim, and when combined with other new and existing office buildings, the office campus will be over one million square-feet. ocV!BE will also feature two new hotels with 550 total rooms, providing a unique hospitality choice in the Anaheim marketplace focused on lifestyle and entertainment.

ocV!BE will be a transit-oriented community. The Master Plan integrates the existing transit center, known as ARTIC, into the broader district. Ridesharing will also be thoughtfully designed into the project, with onsite pickup and drop-off areas. ocV!BE is supported by a series of parking structures combined and increased road capacity, engineered to improve traffic flow and circulation.

Intentionally designed to be for everyone. ocV!BE is a one-of-a-kind, immersive, technology-enabled entertainment district. Whether visitors come here to relax, dine, be entertained - or perhaps all the above and more - they're sure to find experiences that fit their mood as well as personalized touches that make getting around so easy.

## OCV!BE LEADERSHIP

# ocV!BE



**Henry and Susan Samueli**  
Owners



**Michael Schulman**  
Executive Chairman



**Bill Foltz**  
Chief Executive Officer



**Morell Marean**  
Chief Operating Officer



**Tracee Larocca**  
Chief Marketing Officer



**Russ Burrows**  
Chief Financial Officer



**Dan Young**  
Executive Director,  
Development



**Gina Galasso**  
Executive Vice President  
and Chief Human  
Resources Officer



**Katie Rodin**  
Executive Vice President  
and Chief Legal Officer



**Kevin Starkey**  
Executive Vice President  
and Chief Venue  
Management Officer



**Aaron Teats**  
Executive Vice President,  
Sports Division



**Kim Bedier**  
Senior Vice President  
and General Manager,  
Honda Center & ocV!BE



**John Flores**  
Senior Vice President  
and Chief Innovation  
Officer



**Joe O'Toole**  
Senior Vice President,  
Real Estate Development



**Jennifer Arnold**  
Vice President,  
ocV!BE Sports &  
Entertainment Marketing



**Anne Briones**  
Vice President,  
Consumer Insights

# OWNERS

## SUSAN & HENRY SAMUELI

### OWNERS

#### **EDUCATION AND PROFESSIONAL CAREERS:**

Susan Samuelli was born and raised in Los Angeles. She earned her bachelor's degree in Mathematics from UC Berkeley in 1972. From 1972 to 1985 she was with IBM Corporation, where she worked initially as a software programmer in the Federal Systems Division, Westlake Village, Calif., and then as a Systems Engineer in the National Marketing Division, Los Angeles, CA, providing technical marketing and sales support for IBM's mid-range computer systems. In 1985 she left IBM and focused her energy on raising her children, at which time she developed a keen interest in integrative health care, studying in the areas of nutrition, homeopathy and Chinese herbs. Susan subsequently received a Ph.D. degree in nutrition from the American Holistic College of Nutrition in 1993 and a diploma in Homeopathy from the British Institute of Homeopathy in 1994.

Henry Samuelli was born in Buffalo, N.Y. and grew up in Los Angeles. He earned his B.S., M.S. and Ph.D. degrees in Electrical Engineering from UCLA in 1975, 1976 and 1980, respectively. From 1980 to 1985 he was employed in various engineering and management positions in the Electronics and Technology Division of TRW, Inc.,

Redondo Beach, CA, a military communications defense contractor now part of Northrop-Grumman. Since 1985 he has been a professor in the Electrical and Computer Engineering Department at UCLA, and since 2003 he has also served

as a Distinguished Adjunct Professor in the Electrical Engineering and Computer Science Department at UC Irvine. In 1991 he co-founded Broadcom Corporation, a global leader in providing semiconductor solutions for wired and wireless communications. Henry took a leave of absence from UCLA in 1995 and joined Broadcom full-time as Chief Technology Officer (CTO). In 2016 Broadcom was acquired by Avago Technologies Limited and renamed Broadcom Inc. Henry retired as CTO of Broadcom

in 2018 and now serves as Chairman of the Board.

#### **SPORTS AND ENTERTAINMENT OWNERSHIP:**

In 2003 Susan and Henry took over management of the Honda Center sports and entertainment venue in Anaheim, Calif. and in 2005 they purchased the Anaheim Ducks National Hockey League (NHL) franchise from the Walt Disney Company. In 2007 the Anaheim Ducks became the first California team ever to win the Stanley Cup championship. Henry is a member of the Executive



Committee of the NHL Board of Governors. The Samueli's also own the San Diego Gulls American Hockey League (AHL) franchise, which serves as the Ducks' minor-league affiliate in San Diego. In 2020, the Samueli's announced their endeavor to create ocV!BE, a 100-acre, mixed-use community and live entertainment district that will surround its anchor, Honda Center, with new live entertainment venues, dining and retail offerings, and public amenities. Construction is expected to begin in 2023 with the first phase opening in 2026.

## **COMMUNITY SERVICE AND PHILANTHROPY:**

The success of Broadcom has provided Susan and Henry the opportunity to support many worthwhile nonprofit organizations. After Broadcom went public in 1998 they created the Samueli Foundation and to date they have gifted over \$1 billion primarily in the areas of Science, Technology, Engineering and Mathematics (STEM) Education, Integrative Health, Youth Services, Social Justice, and Jewish Culture. In 2012 they joined the Giving Pledge, initiated by Warren Buffett and Bill and Melinda Gates, whose members pledge the majority of their wealth to philanthropy.

Susan serves on the Board of the

Orangewood Children's Foundation, a leading provider of foster youth services in Orange County, CA, and she is a member of the Board of Trustees of the Samueli Academy, an innovative public Charter High School in Santa Ana, CA that focuses on project-based STEM learning for community, underserved and foster youth. She also serves on the Advisory Board of the Susan Samueli Integrative Health Institute at UC Irvine which provides education, research and clinical care built around integrative practices and emphasizes whole-person healing and wellness. Henry serves on the Dean's Advisory Board of both the Henry Samueli School of Engineering and Applied Science at UCLA and the Henry Samueli School of Engineering at UC Irvine. Both Susan and Henry serve on the Advisory Board of the Susan & Henry Samueli College of Health Sciences at UC Irvine.

In 2019 they opened Great Park Ice in Irvine, Calif. which features four ice sheets, including FivePoint Arena that seats 2,500 spectators. The 280,000-square-foot complex offers a variety of ice sports including youth and adult hockey programs, figure skating, curling, broomball, sled hockey, public open skating and is the official practice facility for the Anaheim Ducks.



# EXECUTIVE MANAGEMENT



## MICHAEL SCHULMAN

**CHAIRMAN OF THE BOARD, OCV!BE SPORTS & ENTERTAINMENT**

**CHAIRMAN OF THE BOARD, ANAHEIM ARENA MANAGEMENT, LLC**

**MANAGING DIRECTOR, H&S VENTURES, LLC**

Michael Schulman serves as Chairman of the Board of ocv!BE Sports & Entertainment, Chairman of the Board of Anaheim Arena Management (AAM), Chief Executive Officer of Anaheim Ducks Hockey Club (ADHC), Chairman of the Board of the Anaheim Ducks Foundation and Chief Executive Officer of the San Diego Gulls Hockey Club (SDG). He is also an Alternate Governor for both the NHL and AHL Board of Governors, and serves on the board of NHL Enterprises.

In addition, he is Managing Director of H&S Ventures, the entity that manages the Samueli Family Office. Schulman reports directly to owners Dr. Henry Samueli and Susan Samueli, and is responsible for managing and long-term planning of their profit and nonprofit entities.

Schulman was the lead negotiator on behalf of the Samueli family in the acquisition of the Honda Center management agreement from the bankruptcy court and the City of Anaheim, and played the key role in extending the lease of AAM and acquiring various properties around Honda Center which formed ocv!BE.

He acts as liaison between the Samueli family and AAM management, and supervises all financial, legal, and charitable decisions of the arena; as well as with the other partners of AAM and the City of Anaheim. In addition, Schulman oversees all long-term capital projects, including the 57 Freeway Marquee, two 360° LED rings, revamping of the video room, new scoreboard and sound system, and remodeling of the company offices and locker rooms.

Schulman also represented the Samueli family in purchase negotiations with Disney for the Anaheim Ducks, and in qualifying the Samueli family for the purchase of the team with the NHL.

Schulman was also involved with the family in changing the team name and logo, and forming the Anaheim Ducks Foundation. Schulman led the negotiation with the American Hockey League (AHL) in forming the new AHL Pacific Division along with four other NHL teams. He was the lead negotiator in purchasing the Norfolk AHL team and moving the team to San Diego. He also formed the San Diego Gulls Foundation.

He is responsible for developing additional ice and inline rinks in the Orange County area and was instrumental in the purchase of several ice and inline rinks, including Great Park Ice and FivePoint Arena, Irvine and Corona inline rinks, and KHS, Lakewood, Poway, Westminster and Yorba Linda ice rinks. Schulman is the Chairman of THE RINKS Program and oversees its development, including the advancement of the Anaheim Ducks High School Hockey League, California State Championship and the Learn to Play Hockey Program. Schulman spent over 10 years working with the City of Irvine in developing Great Park Ice and FivePoint Arena, and forming the Irvine Ice Foundation, which was responsible for the building of the complex.

Schulman's role at H&S Ventures is multi-faceted. He is the Managing Director of the family office, which oversees all of the family's profit and nonprofit operations. H&S Ventures serves as the manager of AAM, ADHC, SDG as well as a number of other business entities in which the Samuelis are involved. Schulman was a founding member, and is a past board member, of the Santa Clara Institute of Sports Law and Ethics and the USC Sports Business Institute (SBI) Advisory Council.

Schulman serves on the boards of AAM, ADHC, Anaheim Sports Holdings, Anaheim Ducks Foundation, HS Hockey Development, San Diego Gulls Hockey Club and ECH 2101. He is also a current member of the board of the Telluride Ski and Golf Company.

Schulman also serves on many nonprofit boards. He has been a member of the University of California, Irvine Foundation Board since 1991, and CEO Leadership Alliance (CLA-OC) since 2019. He was one of the founding members and past chair of the UCI Planned Giving Leadership Council. Schulman serves on the boards of the Samueli Foundation, Samueli Institute, Anaheim Ducks Foundation and San Diego Gulls Foundation.

After earning his Bachelor of Arts in Economics from University of California, Berkeley, Schulman went on to the University of Santa Clara Law School. In addition, Schulman studied economics for one year at the University of Leeds in England.

Following law school, he was hired as a full-time law professor at the University of Southern California, after which he was a practicing attorney for a number of years and a partner with the law firm of McDermott, Will & Emery.

A native of California, Michael and his wife, Sherry, reside in Laguna Beach and have four children: Annie, Danielle, Bryant and Natasha.





## BILL FOLTZ

**CHIEF EXECUTIVE OFFICER, OCV!BE**

Bill Foltz serves as Chief Executive Officer of ocv!BE. Named to his role May 19, 2022, Foltz oversees the planning, strategic vision and development of ocv!BE, a one-of-a-kind, mixed-use, master-planned community and entertainment district, as well as lead the business initiatives of Honda Center and the company's Sports Division, which consists of the Anaheim Ducks, San Diego Gulls, The Rinks and Irvine Ice Foundation.

Foltz previously served as Chief Operating Officer of ocv!BE, responsible for the day-to-day operations and all enterprise-wide business functions, including Finance, Human Resources, Information Technology and Legal. He led all aspects of financing the development of the 95-acre ocv!BE, including real estate operations as phases of the mixed-use community project continue.

Foltz has extensive experience over a 35-year career that covers professional sports, hospitality, private equity and consumer products. Most recently, Foltz served as the Chief Financial Officer for the Anaheim Ducks, Anaheim Arena Management and H&S Ventures, the entity that manages the Samueli Family Office and the various other holdings of the Samuelis. He oversaw the financial teams for each of the operating entities of the Samueli family holdings and was responsible for all treasury, banking, strategic planning and taxes for the various companies.

Foltz joined H&S Ventures in 2015 and subsequently assumed the CFO roles for the operating companies in 2016. Early in his career he served the O'Malley family as CFO of the Los Angeles Dodgers, and subsequently joined Platinum Equity, LLC, a Beverly Hills private equity fund where he oversaw the initial fundraising effort in 2004, resulting in the largest first-time fund raise of that year. He then joined the Wonderful Companies, the holding company for consumer products companies Pom Wonderful, Wonderful pistachios and almonds, Halos mandarin oranges, Fiji Water and floral interchange Teleflora. While with the Wonderful Companies, he negotiated and closed the acquisition of the iconic Fiji Water company. Most recently, Foltz was CFO of Oakwood Worldwide, LLC, the world's largest provider of temporary housing where he sourced, negotiated and closed a multi-billion dollar joint venture with Singapore's Mapletree Investments.

A native of Southern California, Foltz is a graduate of the University of Southern California, where he received his Bachelor of Science in Accounting and Finance. He began his career with the Big 4 accounting firm Ernst & Young where he obtained his CPA certification.

Foltz has served on Board of Directors for the Catholic Big Brothers, where he also was a "big brother" for 15 years. He also started the Lunada Bay Little League "Challengers" program bringing special needs children together with mainstream "buddies" to play baseball throughout the baseball season. Foltz currently serves on the Board of Directors for Pediatric Therapy Network, which serves special needs children and their families through the critical early development stages.

Bill and his wife, Robbie, have four children: Bill, Daniel, Francesca and Zachary. The family resides in Palos Verdes Estates.

# EXECUTIVE MANAGEMENT



## AARON TEATS

**CLUB PRESIDENT, ANAHEIM DUCKS HOCKEY CLUB, LLC**

Aaron Teats serves as Club President of the Anaheim Ducks Hockey Club. Named to his current post in February 2022, Teats continues to have oversight of ocVIBE Sports and Entertainment, which includes the Ducks, San Diego Gulls and The Rinks, while he serves as President of the Irvine Ice Foundation. Teats also serves as an Alternate Governor for the NHL Board of Governors.

Now in his 29th season with the Ducks, Teats most recently served as Anaheim's President of Business Operations, where in addition to his leadership role with the Gulls and The Rinks, he led all ticket sales, premium seating, business intelligence, broadcasting, communications, community relations, entertainment, fan development, marketing, merchandising, publications/digital content and social networking.

He also spent six years as the club's Chief Marketing Officer, where he was integral in several business initiatives advancing the brand and financial impact of the Ducks in the community as well as the front office. He created the Ducks' internal merchandise division in 2014, which included the design and creation of the new Ducks Team Store, and a business intelligence division in 2017.

Teats began his career within the broadcasting ranks in 1994. He served 11 years as both an Emmy Award-winning producer and director of the Ducks radio and television broadcasts before permanently transitioning to the business office in 2007.

Teats has helped lead an organization recognized as a leader in charitable programming and community engagement. He also helped create programs benefitting public education, health and wellness, access to youth hockey, and grassroots marketing. Twice in recent years, the Ducks were named a finalist for Sports Humanitarian Team of the Year by ESPN (both 2018 & 2019). The award "represents a sports club/team that demonstrates how teamwork can create a measurable impact on a community or cause." The club has also been continually recognized by ESPN The Magazine in its annual "Ultimate Standings" edition for successes both on and off the ice. The magazine has recognized the Ducks as a top franchise among 122 professional sports teams (NHL, NFL, MLB & NBA), ranking in the top eight three times.

During his Ducks tenure, Teats has spearheaded additional successful initiatives which led to organizational growth. He helped lead the launch of the John Wayne Airport Breakaway Bar and Grill (2011), a Ducks-themed restaurant at Orange County's international airport. Teats was also instrumental in the celebration and honoring of Ducks legends Teemu Selanne (2015), Paul Kariya (2018) and Scott Niedermayer (2019), who each had their jerseys retired by the club. Kariya and Niedermayer's jersey retirements took place during the club's 25th Anniversary Season (2018-19), which was also led by Teats.

Additionally, Teats is on the Advisory Council for Anaheim Boys & Girls Club after serving on the board of directors for the previous 13 years, and the Advisory Committee for Cal State Fullerton's "PRactical ADVantage" student-run advertising for the last three years. He is also on the Board of Directors for the newly formed OC Sports Commission.

Teats began his career for the then-California Angels in 1992. He received his bachelor's degree from Cal State Fullerton in 1992. Aaron and his wife, Justine, have two sons: Nolan and Colin. The family has lived in Anaheim Hills for the last 28 years.



## PAT VERBEEK

**GENERAL MANAGER, ANAHEIM DUCKS**

Pat Verbeek is in the midst of his third season as General Manager of the Anaheim Ducks, overseeing the club's hockey operations.

Named the sixth General Manager in Ducks history on Feb. 3, 2022, Verbeek joined Anaheim with two Stanley Cups on his resume and 36 years of NHL experience, 16 as an executive and 20 as an NHL player. He won Stanley Cups as a player (1999) and Professional Scout (2008), and helped build foundational pieces of Tampa Bay's eventual back-to-back championship teams in 2020 and 2021.

Prior to his current role, Verbeek spent three seasons as Assistant General Manager of the Detroit Red Wings (2019-22) where he was involved in all hockey operations matters with a focus on player personnel decisions. Prior to the 2021-22 season, Verbeek was named General Manager of the Grand Rapids Griffins, Detroit's primary development affiliate in the American Hockey League (AHL). He also served as a Professional Scout for Detroit from 2006-10, serving on the Red Wings staff for the team's 2008 Stanley Cup championship.

Verbeek also spent nine seasons with the Tampa Bay Lightning as Assistant General Manager and Director of Player Personnel (2012-19), and Director of Professional Scouting (2010-12). Verbeek was responsible for oversight of the team's professional scouting operations, player recruitment, contract negotiations and overall support of the hockey operations department. During his tenure, the Lightning made an appearance in the 2015 Stanley Cup Final in addition to four Conference Finals (2015, 2018, 2020, 2021). A total of 17 Lightning players that won consecutive Stanley Cups in 2020 and 2021 were drafted, signed or acquired while Verbeek was an executive with the organization.

Verbeek also served as Director of Player Personnel for Team North America at the 2016 World Cup of Hockey and won a gold medal as part of Canada's management staff at the 2015 World Championship.

As a player, he won a Stanley Cup with Dallas in 1999 and appeared at two NHL All-Star Games (1991 and 1996) during a 20-year NHL career. Originally selected by the New Jersey Devils in the third round (43rd overall) of the 1982 NHL Draft, Verbeek scored 522-540=1,062 points and 2,905 penalty minutes in 1,424 NHL games with New Jersey (1982-89), the Hartford Whalers (1989-95), New York Rangers (1994-96), Dallas Stars (1996-99, 2001-02) and Red Wings (1999-01). He served as Hartford's captain for four seasons from 1991-95.

A native of Sarnia, Ontario, Verbeek represented Canada at several international tournaments as a player, including medals at the 1994 (gold) and 1989 (silver) World Championship. He also appeared at the 1996 World Cup of Hockey and 1983 World Junior Championship.

Pat and his wife Dianne have five children, including one son, Kyle, and four daughters: Stephanie, Kendall, Haley and Georgeanne.

# CLUB DIRECTORY



## Honda Center

2695 East Katella Ave., Anaheim, CA 92806

**Administrative Offices:** 714/940-2900

**Main Club FAX:** 714/940-2953 • **Ticket Information:** 1-877-WILD-WING

**Website:** AnaheimDucks.com

### OCV|BE LEADERSHIP

Owners	Henry and Susan Samuelli
Executive Chairman	Michael Schulman
Chief Executive Officer	Bill Foltz
Chief Operating Officer	Morell Marean
Chief Marketing Officer	Tracee Larocca
Executive Director, Development	Dan Young
Executive Vice President and Chief Human Resources Officer	Gina Galasso
Executive Vice President and Chief Legal Officer	Katie Rodin
Executive Vice President and Chief Venue Management Officer	Kevin Starkey
Executive Vice President, Sports Division	Aaron Teats
Senior Vice President and General Manager, Honda Center & ocV BE	Kim Badier
Senior Vice President and Chief Innovation Officer	John Flores
Senior Vice President, Real Estate Development	Joe O'Toole
Vice President, ocV BE Sports & Entertainment Marketing	Jennifer Arnoldt
Vice President, Consumer Insights	Anne Briones
Manager, Administrative Services	Lydia Alemania
Executive Assistant to the COO & CMO	Faiza Sheraz
Office Assistant	Amber Hall

### DUCKS EXECUTIVE MANAGEMENT

General Manager	Pat Verbeek
President, Anaheim Ducks Hockey Club	Aaron Teats
Vice President, Hockey Operations & Assistant General Manager	Jeff Solomon
Assistant General Manager, SDG General Manager	Rob DiMaio
Assistant General Manager	Martin Madden
Director, Player Personnel	Mike Stapleton
Director, Player Development	Jim Johnson
Vice President, Human Resources Business Partners	Marni Bobich
Vice President, Assistant General Counsel	Lauren Fitzpatrick
Vice President, Ticketing	Chris Kenyon
Vice President, Finance	James Pearson
Vice President, Corporate Partnerships	Graham Siderius
Vice President, Marketing	Merit Tully
Executive Assistant, Anaheim Ducks	Janet Conley
Executive Assistant, Hockey Operations	Marci Duarte

### COACHING STAFF

Head Coach	Greg Cronin
Assistant Coach	Newell Brown
Assistant Coach	Brent Thompson
Assistant Coach	Craig Johnson
Special Advisor of Coaching Mentorship	Mike Stothers
Goaltending Coach	Sudarshan Maharaj
Goaltending Coach	David Rook
Video Coordinator	Brett Ferguson
Video Coordinator	Austin Violette
Skating & Skills Development Coach	Larry Barron

### HOCKEY CLUB OPERATIONS

Director, Professional Scouting	Rick Paterson
Director, Player Evaluation & Amateur Scout	Bruce Franklin
Professional Scouts	Mikko Jokela, Pavel Routa, Ryan Rezmierski, Steven MacIver, Konstantin Krylov
Amateur Scouts	Jan Ake Danielson, Glen Cochrane, Jim Sandick, Kevin Murray, Stephane Pilotte, Steve Lyons, Gabriella Switaj, Patrick Rissmiller, Peter Ward, Alex Gellert

Collegiate Scouts	Patrick Rissmiller, Peter Ward
Player Development Coordinator	Ryan Getzlaf
Player Development Assistant	Julien Tremblay
Director, Hockey Analytics	Ryan Lichtenfels
Hockey Operations Analyst	Joe Piscotty
Player Data Analyst	Connor Jung
Data Engineer	Paul Piggott
Team Services Director	David Schenker
Manager, Hockey Operations	Chase Flanigan
Director of Sports Science	Mike Barwis
Head Athletic Trainer	Chad Walker
Assistant Athletic Trainer	Joshua Chapman
Massage Therapist	Mike Griebel
Head Strength & Conditioning Coach	Justus Schafer
Assistant Strength & Conditioning Coach	Jesse Wang
Data Scientist & Recovery	David Keyes
Physical Therapist	John Lencioni
Sports Dietician	Jillian Chaney
Head Equipment Manager	Chris Aldrich
Assistant Equipment Manager	Ryan Tall
Assistant Equipment Manager	Jeff Tyni
Medical Director, Primary Care Physician	Dr. Kenton Fibel
Oral Surgeon	Dr. Bao-Thy Grant
Orthopedic Surgeon	Dr. Brian Schulz
Foot/Ankle Surgeon	Dr. Ken Jung
Hand Surgeon	Dr. David Hay
Primary Care Physician	Dr. Chris Kroner
Team Neuropsychologist	Dr. Josh Johnson

### SAN DIEGO GULLS (AHL) STAFF

President, Hockey Operations	Pat Verbeek
President, Business Operations	Matt Savant
General Manager	Rob DiMaio
Assistant General Manager	Bob Ferguson
Head Coach	Matt McIlvane
Assistant Coach	Kris Sparre
Assistant Coach	Jason Clark
Goaltending Coach	Jeff Glass
Video Coordinator	Lucas Hutt
Director, Hockey Operations	Jillian Reddin
Manager, Team Services	Dominic Hennig
Head Equipment Manager	Jack Guilmet
Assistant Equipment Manager	Jack Radley
Director, AHL Performance Team & Head Athletic Trainer	Ryan Ledwon
Assistant Athletic Trainer	Jason McGee
Strength & Conditioning	Colin Reddin
Assistant Strength & Conditioning Coach	Jordan Davis
Physical Therapist	Andrew Smith
Data Science & Recovery	Adam Rusiewicz

### BROADCASTING

Television, Bally Sports	John Ahlers, Brian Hayward
Host/Producer	Kent French
Audio Color Analyst & Content Contributor	Emerson Etem
Senior Manager, Broadcasting	Joey Liberatore
Broadcast Assistant & Editor	Steffen Bell
Host & Content Producer	Alexis Downie

### COMMUNICATIONS

Senior Director, NHL Communications & Broadcasting	Alex Gilchrist
Senior Manager, Media & Communications	Steve Brown

# CLUB DIRECTORY



Publicist ..... Sammy Glantz  
 Seasonal Media Relations Assistant ..... Tessa Bramble

## COMMUNITY RELATIONS

Director, Anaheim Ducks Foundation ..... Wendy Arciero  
 Director, Community Relations ..... Jesse Bryson  
 Community Relations Managers ..... Chase Hartman, Sarah Johnson  
 Assistant Manager, Community Relations ..... Eric Phillips  
 Community Relations Coordinator ..... Kimberly Bartlett

## ENTERTAINMENT

Senior Director, Production & Entertainment ..... Rich Cooley  
 Director, Production & Entertainment ..... Peter Uvalle  
 Manager, Entertainment ..... Scott Fausneaucht  
 Senior Producer ..... Gabe Suarez  
 Producer ..... Martin Victoria  
 Motion Graphics Video Producer ..... Connor Crowley  
 Associate Video Producer/Editor ..... Kevin Montjoy  
 Assistant Manager, Entertainment & Production ..... Sarah Montecinos  
 Multimedia Specialist IV ..... Paul Janicki  
 Multimedia Specialist I ..... Mahira Fink

## FINANCE & ACCOUNTING

Senior Director, Finance & Accounting ..... Melody Martin  
 Director, Financial Planning & Analysis ..... McKenna Yelk  
 Controllers ..... Rosanna Sitzman, Joshua Finkle  
 Manager, Accounting ..... Robert Slaby  
 Accounting Manager ..... Jennifer Breen  
 Manager, Payroll ..... Georgia Vega  
 Senior Payroll Specialists ..... Regina Terrano, Ana Robles  
 Staff Accountants ..... Rob Dumloa, Elsa Lopez, Cristina Sanchez  
 Accounts Payable Specialist ..... Michelle Rangel  
 Accounts Payable Representative ..... Jordan Kanamori  
 Accounting Assistants ..... Dandy Yi, Candice Lopez, Dylan Kammer

## HUMAN RESOURCES & ADMINISTRATION

Vice President, Planning & Culture ..... Alycia Araya  
 Vice President, Human Resources ..... Leonor Romero  
 Director, Benefits and Wellness ..... Denise Ortega  
 Senior Director, Total Rewards & Talent Operations ..... Mara Hampton  
 Director, Talent Acquisition ..... Angel Montes  
 Director, Diversity, Equity, Inclusion & Belonging ..... Jason Cooper  
 Corporate Anthropologist ..... Dr. Cheryl Williams  
 Human Resources Manager ..... Esther Shimizu  
 Human Resources Information Systems Manager ..... Lisa Pogue  
 Senior Compensation Analyst ..... Jonathan Epstein  
 Senior HRIS Analyst ..... Ammie Hui  
 Manager, Talent Acquisition ..... Jonathan Mabanta  
 Human Resources Business Partners ..... Jordan Fisher, Lori Poncino,  
 Jorge Serrano Aguayo

Benefits & Wellness Specialist ..... Kayla Arenas  
 Senior Talent Acquisition Recruiter ..... Tatiana Cabrera  
 Talent Acquisition Recruiters ..... Lauren Dorame, Mario Ramos  
 Talent Acquisition Coordinator ..... Kimberly Panduro  
 Human Resources Coordinators ..... Jamie Glasser-White, Adrian Gonzalez  
 Administrative Services Manager ..... Shelly Baker  
 Senior Mailroom Coordinator ..... Isabel Lua  
 Mailroom Coordinator ..... Austin Mater  
 Executive Assistant, Human Resources ..... Irma Duendes

## INFORMATION TECHNOLOGY

Vice President, Real Estate Technology ..... Darren Shelton  
 Senior Director, Information Technology Operations ..... Dwayne Collins  
 Senior Director, IT Infrastructure & PMO ..... Sterling Hinman  
 Senior Director, IT Security ..... Ryan Murphy  
 Information Technology Manager ..... Troy Naragon  
 IT Project Manager ..... David Tran  
 IT Service Integration Manager ..... Aron Linville  
 Manager, IT Desktop Support (Events) ..... C.J. Leeman  
 Business Relationship Manager ..... Gloria Park  
 Product Manager, Mobile Experiences ..... Paul Potrzuski  
 Network Administrator ..... Damon Nicoli  
 Senior Systems Engineer ..... Kelly Seay  
 Manager, Network & Infrastructure ..... Nate Gardner  
 Manager, Systems Engineering ..... William Petko  
 Information Technologies Architects ..... Michael Wing, Justin Smith  
 A/V Analyst ..... Cameron Nakasone  
 IT Analysts ..... Steven Carroll, Kevin Quihuiz, Rose Harris, Misael Gomez  
 Executive Assistant, IT ..... Tara Rotz

## LEGAL & RISK MANAGEMENT

Vice President, Risk Management ..... Jesse Campbell  
 Vice President & Assistant General Counsel, Litigation,  
 Labor & Employment ..... Francis Lam

Director, Safety & Health Compliance ..... Brian Nguyen  
 Safety & Health Specialist ..... Christin O'Brien  
 Risk Management Specialist ..... Alex Fawcaw  
 Litigation Paralegal ..... Veronica Lira  
 Paralegal ..... Lindsay McKeever  
 Executive Assistant, Legal ..... Veronica Rodriguez

## CORPORATE PARTNERSHIPS & ACTIVATION

Senior Director, Corporate Partnerships Activation ..... Andrea Berryman  
 Director, Corporate Partnerships Sales ..... Matt Gamewell  
 Director, Corporate Partnerships Activation ..... Danielle Garcia  
 Director, Partnership Services ..... Jennifer Riordan  
 Manager, Corporate Partnerships Strategy & Analytics ..... Forrest Lockwood  
 Corporate Partnerships Activation Managers ..... Randy Bernabe,  
 Shawn Lohman  
 Corporate Partnerships Managers ..... Adam McCutcheon, Ally Walker,  
 Bosko Dimic

Corporate Partnerships Strategy & Analytics Manager ..... Daniel Foltz  
 Corporate Partnerships Analyst ..... Zachary Horton  
 Activation Associate ..... Leslie Turner

## MARKETING & BRAND MANAGEMENT

Director, Marketing & Brand Management ..... Trenten Nielsen  
 Senior Marketing Manager ..... Laura Martingone  
 Manager, Creative Services ..... Wes Tianco  
 Senior Graphic Designer ..... Amanda Le  
 Graphic Designers ..... Darian Resendez, Shawn Ortega, Monte Collins  
 Digital Marketing Manager ..... G.M. Ciallella  
 Digital Marketing Specialist ..... Stephanie Ericson  
 Marketing Project Manager ..... Cindy Boswell  
 Manager, Marketing & Promotions ..... Jalo Maestrado  
 Promotions Coordinator ..... Alex Schmittlen  
 Senior Manager, Fan Development Marketing ..... Brett Kurtz  
 Assistant Manager, Fan Development Marketing ..... Greg Hughes  
 Fan Development Marketing Manager ..... Celeste Loyatho  
 Youth Hockey Coordinator II ..... Joe Villanueva  
 Fan Development Marketing Coordinator ..... Camille Maciel  
 Seasonal Fan Development Marketing Assistant ..... Abby Blasi

## MERCHANDISE - TEAM STORE

Senior Director, Merchandising ..... Jill Bauer  
 Retail Operations Manager ..... Lizette Gutierrez  
 Retail Store Manager ..... Timothy Louie  
 Manager, E-Commerce ..... Jeanette Encino  
 Manager, Merchandise ..... John Buehler  
 Team Store Supervisors ..... Corey Francis, Ibsan Terrazas, Philip Chavez,  
 Viviano Bustos, Samantha Orozco

## PUBLICATIONS & DIGITAL CONTENT

Director of Publications & Digital Content ..... Adam Brady  
 Digital Content Producers ..... Tyler Pistoia, Matt Weller

## PREMIUM SALES & SERVICE

Senior Director, Premium Sales & Services ..... Timothy Thompson  
 Senior Premium Sales Manager ..... Geoff Matthews  
 Premium Sales Managers ..... Patrick Clement, Chris Langan  
 Manager, Premium Services ..... Acoya Madsen  
 Premium Sales & Service Coordinators ..... Katie Boudreau, Robbie Silva

## SIGNATURE EVENTS & PROJECTS

Senior Director, Integrated Projects & Programming ..... Kris Loomis  
 Senior Manager, Signature Events & Projects ..... Ryan Herrman  
 Assistant Managers, Signature Events & Projects ..... Jordan Pace, Mera Zero

## BUSINESS INTELLIGENCE

Business Intelligence Analyst ..... Stefan Huber

## BUSINESS DEVELOPMENT & RETENTION

Director, Customer Service & Retention ..... Damian Paul  
 Senior Director, Ticket Sales & Operations ..... Scott Booth  
 Senior Manager, Ticket Operations ..... Wes Robinson  
 Senior Manager, Ticket Sales ..... Justin Peterson  
 Senior Manager, Group Sales ..... Jennifer Hacker  
 Manager, Inside Sales ..... Hayden Higgin  
 Premium Sales Manager ..... Zachary Meyer  
 Corporate Hospitality Account Executives ..... Alex Danielson, Jacob Miller  
 Business Development Account Executives ..... Angel Dal Val,  
 Nick Pignone, Nicholas Taylor, Brandon Estrada, Joe Glassman  
 Account Service Executives ..... Angelo Acosta, Chase Garcia,  
 Dylan Shaffer, Ashley Solthalab

Group Sales Account Executives ..... Justin Kang, Jake Briones  
 Premium Service Manager ..... Christie Nevin  
 Inside Sales Representatives ..... Wyatt Walker, Ryan Wissmueller,  
 Cameron Roffey, Connor Brady, Cole Bertsche, Caleb Posner  
 Loyalty Program Specialist ..... Amanda DeMello  
 Season & Group Sales Coordinator ..... Savannah LoVerde

# CLUB DIRECTORY

## TICKETING

Director, Ticket Strategy	Kameron Kwok
Pricing & Inventory Manager	Aayushi Shah
Assistant Manager, Premium Ticketing	Nicholas Vassar
Assistant Ticketing Manager	Jonas Calicdan
Ticket Operations Representatives	Jerry Delgado, Amanda Smith, Sarah Himmelstein

## ANAHEIM ARENA MANAGEMENT, LLC (HONDA CENTER)

Vice President, Operations, ocVIBE	Dion Beckton
Vice President and Assistant General Manager, ocVIBE	Quinn Mackin
Vice President, Parking & Transportation	Doug Lakeman
Vice President, Security & Guest Services	Julian Harvey
Project Manager	Linh Le
Director, Security Operations	Jim Kollar
Event Managers	Gabe Alamillo, Evelyn Lee, Matthew Trout
Assistant Property Manager	Eva Martin
Manager, Physical Security & Investigations	Juan Reveles
Manager, Parking	Michael Nieto
Event Services Manager	Jordan Tabares
Manager, Event Services	Jon Perrigo
Assistant Event Services Manager	Catherine Goodman
Assistant Manager, Public Safety Officer	Tony Giordano
Director, Operations	Brent Mater
Operations Manager, Facilities	Joe Barrett
Operations Manager, Janitorial/Conversion	Charles Boswell
Manager, Storage & Distribution	Reshon Poindexter
Ice Operations Manager	Kevin Diamond
Director, Engineering	Joseph Van Waardenburg
Maintenance Engineer	Luis Munoz Soto
Lead Engineer	Edgar Cifuentes
Engineers	Joseph Koch, Ivan Lino, Riko Quinones, Frank Crowley, Daniel Tran
Maintenance Manager	Albert Quezada
Maintenance	Alfonso Alvarez, Michael Barr, Richard Campbell, Andrew Garcia, Chucky Rudd
Conversion Supervisor/Maintenance Technician	Jesus Guzman
Video Engineer	Doug Mullin
Audio Engineer	Aaron Kretzmann
AV Technician	Mark Mangrich
Director, Marketing	Kishore Ramlogan
Director, Media & Communications	Erika Muir
Social Media Specialist	Sarah West
Media & Communications Coordinator	Brandon Younger
Marketing Coordinator	Ross Schwartz
Media Buyer	Lindsey Brackett
Senior Director, Ticket Operations	Mark Neumann
Box Office Manager	Gabriel Farrand
Assistant Box Office Manager	Chris Williams
Box Office Supervisor	Elena Hotard

## FOOD & BEVERAGE

Vice President, Culinary & Hospitality	Joseph Jo-Jo Doyle
Vice President, F&B Finance & Business Insights	Angela Leu
Controller	Kelly Perez
Accounting Manager	Maree Kurz
Senior Accountants	Vivian Nguyen, Tiffany Gougeon
Staff Accountant	Yarel Valdez
Senior Payroll Specialist	Tricia Phan
Scheduling Manager	Ricardo Gonzalez
Executive Assistant, F&B	Jennifer Blake

## PROGRAMMING & SPECIAL EVENTS

Vice President, Programming	Tom Alexander
Vice President, Special Events	Katie Pederson
Senior Director, Programming ocVIBE	Bill Dwight
Event Manager, Special Events	Heather Perrin
Special Events Sales Manager	Makenna Song
Programming Assistant	Jazzy Tagaloa

## CULINARY OPERATIONS

Executive Chef, Arena Operations	Paul Tran
Executive Chef, Premium Services	Cesar Regalado
Sous Chefs	Pauline Arzola, Nestor Morales Annie Marron, Felix Martinez, Sheila Marron
Chef de Tournants	Maddison Tiedeman, Kristopher Perez, Ariana Tenas, Jordan Wellington

## PREMIUM OPERATIONS

Senior Operations Director, F&B Services	Roman Zavala
Maintenance Planner	David Bland
F&B Manager, Premium Services	Taylor Ussery

F&B Manager, Impact Club	Rouan Groenewald
Suites Manager	David Diaz
Restaurant Manager	Megan Mendoza
Concessions Manager	Joseph Jamokha
Manager, Concessions Operations	Andrei Sava
Manager, F&B Systems POS & Event Support	Andrew Gibson

## WAREHOUSE OPERATIONS

Director, F&B Procurement	Eddie Silva
F&B Procurement Manager	Roman Davalos
F&B Warehouse Manager	Mario Martinez

## THE RINKS

Vice President	Art Trottier
Director, Skating	Alex Chang
Hockey Director	Rick Hutchinson
General Manager (Anaheim/Westminster)	Stacy Witt
General Manager (Irvine Inline)	Ron Alexander
General Manager (Great Park Ice)	Shayne Arsenault
General Manager (Lakewood Ice)	Tony Witt
General Manager (Poway Ice)	Kyle Broderick
General Manager (KHS Ice)	Megan Hammon
Controller	Audrey Hodges
Marketing Director	Craig Appleby
League Administrator	Bridget Hopkinson
Learn to Skate Coordinator	Jacqie Shaffer
Manager, Facilities, Anaheim & KHS	Gary Shaffer
Manager, Facilities, Great Park Ice	Cody Woods
Manager, Food & Beverage, Great Park Ice	Orkun Baydar

## OCVIBE

General Manager, Market Hall	Nick Pacific
General Manager, ARTIC	Jason Davis
Senior Vice President, Real Estate Finance	Bryce Waters
Vice President, Public Affairs	Matthew Hicks
Vice President & Executive Creative Director	Patrice Speed
Vice President, Experience	T.J. Mims
Vice President, Product	Taj Forer
Vice President, Construction	Tim Blue
Vice President, Real Estate Accounting & Finance	Eddie Saucedo
Vice President, Real Estate Development	Jason Nucendo
Vice President, Real Estate Programming & Development	Bree Carter
Operations	Douglas Johnson
Vice President, Real Estate Engineering	Justin Martin
Senior Art Director	Lauren Parker
Senior Director, Content Production	Lauren Atkinson
Senior Director, Program Management	Lindsey Galoob
Senior Content Strategist	Veloso, Marcus
Senior Product Engineer, Back End	Fahey, Kyle
Senior Product Engineer, Back End	Hager, Joe
Senior Product Engineer, Creative Technology	Conchello, Jose
Senior Product Engineer, Front End	Anna Bailey
Senior Product Engineer, Front End	Tyson Midboe
Senior Product Engineer, UI/Web	Sahithi Kotagiri
Senior Software Product Engineer, UI/Web	Travis Gray
Director, Real Estate Finance & Analytics	Bryce Waters
Director, Construction	Brandon Dehan
Director & Creative Technologist	Sevag Chanchanian
Director & UX Designer	Ryan Lotz
Director, Applications Development	Ram Iyer
Director, Audiovisual	Chris Mathis
Director, Cloud Architecture	Yvente Ruffin
Director, Creative Strategy	David Kurushima
Director, Experience Strategy & Design	Taylor Naughton
Director, Software Engineering	Daniel Henning
Director, Social Media	Felicia Constantine
Director, Technology & Immersive Exhibitions	Stephan Winokur
Research Analyst, Real Estate Programming	Taylor Atkinson
Social Media Specialist, DXD	Michelle Lee

## MISCELLANEOUS

Home Ice	Honda Center (opened 1993)
Capacity	17,174
PA Announcer	Phil Hullett
Team Colors	Black and Gold with Orange and Silver Accents
Practice Facility	Great Park Ice (888 Ridge Valley, Irvine, CA)
Founded	1993



## SCOTT NIEDERMAYER

### SPECIAL ADVISOR TO HOCKEY OPERATIONS

Scott Niedermayer is in his third season as Special Advisor to Hockey Operations after being named to his current role Feb. 8, 2022. He rejoined the club after spending nine seasons in various roles within the club's hockey operations, including development coach (2015-19), assistant coach (2012-15) and team consultant (2010-12).

Niedermayer spent five seasons as a player with the Ducks from 2005-10, serving as the captain of the Stanley Cup championship team in 2007 when he won the Conn Smythe Trophy as playoff MVP. He scored 60-204=264 points in 371 regular-season games with Anaheim, and also recorded 8-26=34 points in 56 playoff games. In 2006-07, he set the Ducks franchise record for most points (15-54=69) and assists by a defenseman in a single season.

In 18 NHL seasons with Anaheim and New Jersey, Niedermayer scored 172-568=740 points in 1,263 NHL games. He is a four-time Stanley Cup champion, winning one Cup with Anaheim (2007) and three with New Jersey (1995, 2000 and 2003). He is the 2004 James Norris Memorial Trophy winner, a three-time First Team All-Star (2004, 2006, 2007), six-time NHL All-Star (1998, 2001, 2004, 2007, 2008, 2009), and 1993 NHL All-Rookie Team member. His 13 regular-season overtime goals are the most by a defenseman in NHL history.

The first player in hockey history to have won a Stanley Cup, Olympic gold medal, World Championship, World Cup, Memorial Cup and World Junior Championship, Niedermayer is also the only player in hockey history to win four Stanley Cups and two Olympic gold medals.

Niedermayer helped lead Canada to gold medals at the 2002 and 2010 Olympic Winter Games, serving as captain in 2010. He won a 2004 World Championship, 2004 World Cup title and 1991 World Junior Championship. He also won the 1992 Memorial Cup with Kamloops of the Western Hockey League (WHL) and was named Memorial Cup MVP.

Niedermayer was inducted into the Hockey Hall of Fame on Nov. 11, 2013. His No. 27 was retired by the Ducks on Feb. 17, 2019 and also retired by the New Jersey Devils on Dec. 16, 2011. He became the eighth player in NHL history to have his number retired by two NHL teams.



## JEFF SOLOMON

### VICE PRESIDENT OF HOCKEY OPERATIONS & ASSISTANT GENERAL MANAGER

Jeff Solomon enters his third season as Vice President of Hockey Operations and Assistant General Manager of the Anaheim Ducks.

In his role, Solomon oversees strategic budget planning in relation to the NHL's Collective Bargaining Agreement (CBA) and the salary cap, player contract negotiations, salary arbitration case preparation and management, and player evaluation and analytics. Solomon was named Interim General Manager of the Ducks Nov. 16, 2021 and served until Pat Verbeek was hired as General Manager Feb. 3, 2022.

Solomon joined the Ducks May 24, 2021 after previously working for 35 years in the NHL as a team executive and player agent. He spent 15 years as a hockey operations executive with the Los Angeles Kings from 2006-21, most recently serving as Executive Vice President/Hockey Operations and Legal Affairs. Solomon was part of a pair of Stanley Cup championships with the Kings in 2012 and 2014. He was responsible for the negotiation of player contracts, development of strategic salary cap plans and management of all matters related to the CBA.

Prior to joining the Kings, Solomon spent 20 years as an NHLPA Certified Agent, representing players such as Chris Kunitz, Tony Granato, Bryan McCabe and Steve Sullivan. Solomon has extensive experience in player contracts and negotiations, including restricted and unrestricted free agents, salary arbitration and how they all relate to the NHL's CBA.

Solomon earned a Juris Doctorate from the University of San Diego School of Law in 1983 following a bachelor's degree in Business Administration from Rutgers University in 1980. Solomon previously practiced law in California, specializing in tax and estate planning while also working as an international tax specialist and financial consultant.

Solomon has two children: Lexy and Drew. He resides in Rancho Mission Viejo.

# HOCKEY OPERATIONS



## MARTIN MADDEN

### ASSISTANT GENERAL MANAGER & DIRECTOR OF AMATEUR SCOUTING

Martin Madden enters his 16th season with the Ducks, his fourth as Assistant General Manager. He was named to his current role June 23, 2020 after spending the previous 12 seasons with the club as Director of Amateur Scouting (2008-20).

In his role, Madden oversees all of the club's scouting efforts (professional and amateur) and assumes an expanded role in a majority of hockey operations directives and initiatives. He continues to evaluate top prospects throughout North America and attends all major European junior tournaments. He also plays a key role in producing the final prospect list leading up to the NHL Draft.

A native of Quebec City, Madden spent three seasons as an amateur scout for Carolina (2005-08), winning the Stanley Cup with the Hurricanes in 2006. Prior to his time in Raleigh, he served as a scout for the New York Rangers for seven seasons from 1998-05. Madden received his first scouting position with the Halifax Mooseheads of the Quebec Major Junior Hockey League in 1997-98 while completing his MBA in Finance at HEC Montreal.

Madden played hockey as a youth until Midget AAA. He walked on as a freshman for the McGill University hockey team but stopped playing to concentrate on his studies, completing a degree in engineering.

Madden currently resides in Quebec City with his girlfriend, Catherine, and their child, Alex (6). He racks up countless kilometers cycling around different areas of the province and is also passionate about golf, tennis, NFL football, wine and music.



## ROB DIMAIO

### ASSISTANT GENERAL MANAGER, ANAHEIM DUCKS GENERAL MANAGER, SAN DIEGO GULLS

Rob DiMaio enters his second season as Assistant General Manager with the Anaheim Ducks. He also serves as the General Manager of the San Diego Gulls, Anaheim's primary development affiliate in the American Hockey League (AHL).

Named to his post May 3, 2022, DiMaio has spent 33 seasons in the NHL, 14 as an executive and 19 as a player. He spent the last 13 seasons with the St. Louis Blues, most recently as Director of Player Personnel (2015-22). He also served as Director of Pro Scouting (2012-15) and a Professional Scout (2008-12). DiMaio played a key role in helping build the roster for the Blues Stanley Cup championship in 2019. He also spent one season as a scout with the Dallas Stars, serving for all levels, including professional, amateur and junior hockey in 2007-08.

Selected by the New York Islanders in the sixth round (118th overall) of the 1987 NHL Draft, DiMaio appeared in 894 career games with the Islanders, New York Rangers, Tampa Bay, Philadelphia, Boston, Carolina and Dallas, recording 106-171=277 points and 840 penalty minutes. He also earned 7-9=16 points in 62 Stanley Cup Playoff games in nine postseason appearances.

In addition to his NHL career, DiMaio won a Calder Cup championship in 1990 with the Springfield Indians (AHL), posting 4-7=11 points in 16 postseason appearances. He appeared in 109 career AHL games, collecting 42-50=92 points and 158 PIM.

He won back-to-back Memorial Cup championships with the Medicine Hat Tigers (1987, 1988) of the Western Hockey League, scoring 228 points (104-124=228) in 240 WHL games. He was named the Memorial Cup MVP in 1988 while leading the WHL Playoffs in scoring (31). A native of Calgary, Alberta, DiMaio helped Canada earn a gold medal at the 1988 World Junior Championship.

DiMaio and his wife, Laura, reside in Toronto. The family has two twin daughters, Natalie and Julia.





## MIKE STAPLETON

### DIRECTOR OF PLAYER PERSONNEL

Mike Stapleton is in his second year as Director of Player Personnel and his ninth season with the Ducks overall. In his current role, he maintains extensive knowledge of all NHL personnel, and aides the hockey operations department in the procurement of players via free agency, trade and the NHL Draft.

Stapleton previously spent seven seasons as a professional scout with the club (2015-22), and also worked with the Anaheim scouting department on a part-time basis and served as an assistant coach for organization's primary development affiliate in the American Hockey League in 2010-11 (Syracuse). Stapleton also served as head coach for Sault Ste. Marie of the Ontario Hockey League from 2011-13.

Prior to initially joining the Anaheim organization in 2010, Stapleton spent four seasons as an assistant and associate coach in the OHL with Sault Ste. Marie (2008-10) and Erie (2006-08).

Originally selected by Chicago in the seventh round (132nd overall) of the 1984 NHL Draft, Stapleton played 14 NHL seasons from 1986-2001 with seven different teams (Chicago, Pittsburgh, Edmonton, Winnipeg/Phoenix, Atlanta, NY Islanders and Vancouver). He appeared in 697 career NHL games, collecting 71-111=182 points with 342 PIM. Stapleton also skated in 34 career Stanley Cup Playoff games, recording one goal and 39 PIM.

Stapleton is the son of former NHL defenseman and 1972 Summit Series Team Canada member Pat Stapleton. Mike and his wife, Laura, have two sons: Luke and Nick.



## JIM JOHNSON

### DIRECTOR OF PLAYER DEVELOPMENT

Jim Johnson enters his second season as Director of Player Development for the Anaheim Ducks. In his role, Johnson prepares and educates Anaheim prospects on succeeding in professional hockey.

Johnson has spent 24 seasons in the NHL, 11 as a coach and 13 as a player. He served as an assistant coach for numerous NHL clubs, including the Phoenix Coyotes (1999-00), Tampa Bay Lightning (2008-10), Washington Capitals (2011-12), San Jose Sharks (2012-15), Edmonton Oilers (2015-18) and St. Louis Blues (2020-21). He also spent time in amateur hockey, including an assistant coach for Team USA at three World Junior Championships while also serving in the same capacity at the United States National Team Development Program from 1999-02.

Signed as a free agent defenseman by the Pittsburgh Penguins in 1985, Johnson appeared in 829 career games with the Penguins, Minnesota North Stars/Dallas Stars, Washington and Phoenix, recording 29-166=195 points and 1,197 penalty minutes. He also earned 1-11=12 points in 51 Stanley Cup Playoff games in six postseason appearances. He also represented Team USA at the 1992 Canada Cup and four World Championships (1985, 1986, 1987, 1990).

A native of New Hope, Minn., Johnson played four seasons at the University of Minnesota-Duluth (1981-85), earning 13-70=83 points and 402 PIM in 174 NCAA games. He captained the Bulldogs in 1983-84 while helping the team to consecutive WCHA championships in 1984 and 1985.

Johnson and his wife, Jody reside in East Gull Lake, Minn. The family has two children: Derik and Mia. Derik has been a video coach with the Los Angeles Kings the last five seasons (2018-present).

# BUSINESS OPERATIONS



## CHRIS KENYON

### VICE PRESIDENT, TICKETING

Chris Kenyon is in his fourth season with the Anaheim Ducks as Vice President, Ticketing and 12th overall with the organization. Kenyon oversees all ticket sales and operations, premium sales, customer service, including season ticket sales and retention, group sales, partial and single-game tickets sales, box office operations, and ticket pricing strategy and distribution.

Kenyon joined the Ducks in 2012 and most recently served as Director of Ticket Sales from 2017-20, while previously holding managerial positions in new business development and retention, and group and inside sales.

Throughout his tenure with the Ducks, Kenyon has implemented exclusive mobile ticketing, developed dynamic pricing models, designated season ticket holders as the Orange Alliance while enhancing benefits to the membership, and created the Terrace Saver Program, which was rated the No. 1 most valued season seat in the NHL. He also launched a corporate hospitality department to host and entertain corporate events at Honda Center.

Kenyon spent two seasons with the Oakland Raiders (2010-12) as Premium Sales Manager and also served as Manager of Professional Services for Aerotek for three years.

A native of San Diego, Kenyon earned a bachelor's degree in political science at Point Loma Nazarene University.

Chris and his wife, Terri, have three children: Sydney, Riley and Reese. The family resides in Rancho Santa Margarita.



## JAMES PEARSON

### VICE PRESIDENT, FINANCE

James Pearson is in the midst of his 16th season with the Anaheim Ducks and fourth as Vice President, Finance. He oversees all treasury, general accounting, finance, banking, budgeting, strategic planning and revenue projections for the Ducks, Honda Center, ARTIC and The Rinks.

Pearson joined the organization as Controller in 2007, serving in that role for 12 years, while also adding the duties as Director of Financial Planning Analysis from 2016-20.

Prior to joining the Ducks, Pearson spent four years at the Big 4 public accounting firm Deloitte as a Senior Auditor where he planned, supervised and performed financial statement audits for clients in a variety of industries, including manufacturing, real estate and health care.

A native of Southern California, Pearson earned a bachelor's degree in business administration with a concentration in accounting at California State University, Fullerton. Pearson has served as a member of the Finance Committee of Taller San Jose Hope Builders since 2009 and has been the Chairman of the Audit Committee since 2015.

James and his wife, Jamie, have three children: sons Grant and Landon, and daughter Madeleine. The family resides in Anaheim Hills.



## GRAHAM SIDERIUS

### VICE PRESIDENT, CORPORATE PARTNERSHIPS

Graham Siderius enters his 16th season with the Ducks and fifth as Vice President, Corporate Partnerships. In his capacity, Siderius oversees the organization's Corporate Partnership team and related revenue, activation and new business development for the Ducks and Honda Center. He also oversees sponsorship related revenue at FivePoint Arena and Great Park Ice, The Rinks operations and via contracts with the city of Anaheim, manages advertising sales for the Anaheim Regional Transportation Intermodal Center (ARTIC) marquee signs and naming rights sales efforts.

20, overseeing record-high revenues, landing naming rights to the new Great Park facility (FivePoint Arena) and the club's first-ever Season Presenting Partnership (UCI Health) in 2018. He also oversaw the implementation of naming rights to Honda Center's Pacific Premier Bank Club Level, Shock Top Terrace, TCL Entrance and Impact Club, an exclusive arena-level VIP entertainment space coming in fall 2021. He began his career with the Ducks in 2008.

A native of San Diego, Siderius earned a M.B.A in Sports Business Management from San Diego State University and a bachelor's degree in marketing from Washington State University. He was a kicker for the Cougars Pac-10 football team. He serves on the Corporate Partnership Committee of Children's Hospital of Orange County.

Graham and his wife, Jessica, have two children, Brennan and Cameron. The family resides in Ladera Ranch.



## MERIT TULLY

### VICE PRESIDENT, MARKETING

Merit Tully is in his 24th year with the Anaheim Ducks, his fourth as Vice President, Marketing. In his role, Tully oversees business intelligence, broadcasting, communications, community relations, entertainment, fan development, marketing, merchandising, publications/digital content and social networking. Tully provides oversight of the club's broadcast agreements, and led the team's effort to launch a 24/7 audio network, Duck Stream, in the fall of 2022.

Tully helped lead the organization's efforts to bring the U.S. Women's National Team to Honda Center for a Rivalry Series game vs. Canada in 2020. Through the club's efforts, the contest set an all-time attendance record for the Women's National Team in a game on U.S. soil.

Tully previously spent three seasons as the Ducks' Director of Marketing and Brand Management, overseeing all team marketing elements, premium sales marketing, graphic design and fan development, including S.C.O.R.E. (Scholastic Curriculum of Recreation and Education), the club's education-based youth hockey program which has reached more 400,000 school children since 2005.

Tully served as the Director of Media and Communications for Honda Center from 2007-16, acting as the primary liaison between the arena and media for all non-hockey events. He coordinated several major announcements for the arena, including facility upgrades such as the Shock Top Terrace, the most extensive upgrade in venue history.

He joined the Ducks in 2000 as a Communications Manager, helping enhance the overall image of the hockey club and assisting in the club's public relations efforts through three lengthy playoff runs, as the team won the Stanley Cup in 2007 and advanced to the Stanley Cup Finals in 2003 and Western Conference Finals in 2006.

Tully graduated from Fresno State with a degree in Communications & Advertising and began his career as a Publications and Media Coordinator for the Arizona Coyotes in 1999. He serves on the Anaheim Transportation Network Board.

Merit and his wife, Heidi, have a daughter, Payton, and son Cullen. The family resides in Mission Viejo.

# HEAD COACH



## GREG CRONIN

### HEAD COACH

Greg Cronin begins his first stint as an NHL head coach with the Anaheim Ducks following 36 years of prior coaching and player development experience, including 12 years as an NHL assistant coach, and roles in the American Hockey League (AHL), NCAA and at USA Hockey.

Hired to his post June 5, 2023, Cronin joins Anaheim after spending five seasons as the head coach of the Colorado Eagles, the Colorado Avalanche's primary development affiliate in the AHL. He led the Eagles to a 164-104-30 record (.601%) and also guided the club to Calder Cup Playoff appearances in four of his five seasons, going 12-10 in the postseason (.545%). As a head coach in the AHL with Colorado (2018-23) and Bridgeport (2003-05), Cronin led his teams to a 242-165-51 record in 458 games (.584%).

In Colorado, Cronin oversaw the development of numerous players in the Avalanche organization, including three players who helped the Avalanche win the Stanley Cup in 2022 (Alex Newhook, Logan O'Connor and Pavel Francouz). He also helped 18 players make their NHL debut with the Avalanche after spending time under his leadership with the Eagles in the AHL.

Prior to his role with Colorado, Cronin spent seven straight seasons as a coach in the NHL. He spent four seasons with the New York Islanders, including three seasons as an assistant coach (2014-17) before being promoted to associate coach in 2017-18. He also served as an assistant coach with the Toronto Maple Leafs from 2011-14, helping the club to its first playoff appearance in nine seasons in 2013.

Cronin's first stint with the Islanders organization spanned seven seasons, including two seasons as head coach of the Bridgeport Sound Tigers (2002-05), the Islanders' primary development affiliate in the AHL, and five seasons as an assistant coach from 1998-03. He also served as the club's director of player development from 2002-05. During his time with the Islanders, Michael Peca was named the Selke Trophy winner in 2001-02.

Cronin spent six seasons as the head coach of Northeastern University from 2005-11. He was named the Hockey East's Coach of the Year in 2009 after guiding the team to a 25-12-4 record and the school's first NCAA tournament appearance in 15 years. He was an assistant coach at the University of Maine from 1988-90 and 1993-95, while he served as interim head coach from December 1995 through December 1996. He was also an assistant coach at Colorado College (1990-93) where he helped the Tigers reach the WCHA Tournament final in 1992 for the first time in 14 years.

A co-founder of the United States National Development Program (USNTDP), Cronin spent the inaugural season of the program as director of player development in 1996-97 and served as head coach in 1997-98. Cronin assisted in developing players from the inaugural USNTDP team to be selected in the NHL Draft, including the first overall selection in 2000, Rick DiPietro. Additional top drafted players include Ron Hainsey (13th overall in 2000), Jordan Leopold (second round in 1999), Brad Winchester (second round in 2000) and John Michael-Liles (fifth round in 2000).

Cronin played four seasons of collegiate hockey at Colby College from 1982-86, helping the team to ECAC Division II Final Four appearances in 1983 and 1984, while he received the Most Improved Player Award in 1984 and the Coach's Award in 1986. He began his coaching career at his alma mater in 1987-88. He earned a master's degree in business at the University of Maine in 1990 while serving as a graduate assistant for the hockey program.

The Arlington, Mass. native served as an assistant coach for Team USA at three World Championships (1997, 2011 and 2012). He was also an assistant coach at back-to-back World Junior Championships in 1997 and 1998, helping the U.S. to a silver medal in 1997.



## NEWELL BROWN

### ASSISTANT COACH

Newell Brown begins his 11th season as an assistant coach with the Anaheim Ducks, his third stint as an assistant coach with the club.

Prior to rejoining the Ducks at the start of 2021-22, Brown served in the same role from 2005-10 and 1998-00. He helped the club to a Stanley Cup championship in 2007. Overall, Brown has more than 30 years of coaching experience at the NHL, American Hockey League (AHL) and NCAA levels.

Brown spent the past four seasons as an assistant coach with the Vancouver Canucks from 2017-21 in his second stint with the club. He served in the same role from 2010-13, helping the Canucks to consecutive President's Trophies in 2010-11 and 2011-12, and an appearance in the 2011 Stanley Cup Finals.

He spent 2013-17 as an assistant coach with the Arizona Coyotes, and also was an associate coach with the Columbus Blue Jackets (2000-04) and assistant coach for the Chicago Blackhawks (1996-98).

Before joining the NHL ranks, Brown spent four seasons in the Detroit Red Wings organization as head coach of the Adirondack Red Wings, Detroit's AHL affiliate. He also served as head coach of Michigan Tech University from 1990-92 and was an assistant at his alma mater, Michigan State University, from 1987-90. He helped the Spartans win back-to-back regular season and CCHA tournament titles in 1988-89 and 1989-90.

As a player, Brown spent two seasons with the Cornwall Royals of the Quebec Major Junior Hockey League in 1978-79 and 1979-80, and helped the Royals win the Memorial Cup in 1979. From 1980-84, Brown played at Michigan State, where he served as team captain in his final three seasons and earned First Team All-CCHA honors in 1982.

Selected by Vancouver in the eighth round (158th overall) of the 1982 NHL Draft, Brown spent one year in the Canucks organization playing with Fredericton (AHL) and Muskegon (IHL) in 1984-85 before serving as captain of the Canadian National Team in 1985-86.

Newell and his wife Lori have a daughter, Erika, and son, Adam. The family resides in Irvine.



## BRENT THOMPSON

### ASSISTANT COACH

Brent Thompson is in his first season as assistant coach of the Anaheim Ducks. He brings nearly 20 years of coaching experience, most recently serving as the head coach of the Bridgeport Islanders of the American Hockey League (AHL) the last nine consecutive seasons. He was also the head coach in Bridgeport in 2011-12 (10 total seasons). As the head coach of the New York Islanders' primary development affiliate, he led Bridgeport to a franchise record 328 wins (328-286-73) in 687 AHL games behind the bench. Last season, Bridgeport went 34-30-8 while he led the club to a division championship in 2011-12. Thompson also served as the New York Islanders' assistant coach in 2012-13 and 2013-14.

Under his leadership in Bridgeport, Thompson helped current NHL players develop in Bridgeport prior to their NHL careers, including Ryan Strome, Casey Cizikas, Calvin de Haan, Scott Mayfield, Adam Pelech, Ryan Pulock, Devon Toews, Carter Verhaeghe and Oliver Wahlstrom.

He spent two seasons as the head coach of the Alaska Aces (ECHL) from 2009-11, compiling an 83-50-11 record. He led the Aces to a Kelly Cup championship in 2011 and was named ECHL Coach of the Year (John Brophy Award) following a league-best 47-22-3 record in the regular season. Thompson began his coaching career as a player/coach with the CHL's Colorado Eagles (2003-04) and served as an assistant coach with the AHL's Peoria Rivermen from 2005-09.

Selected by Los Angeles in the second round (39th overall) of the 1989 NHL Draft, Thompson had a 15-year playing career as a defenseman where he played in 919 professional games, including 121 NHL contests with Los Angeles (1991-94) and Winnipeg (1994-97). He served as a captain for three AHL clubs, including Providence, Hershey and Louisville.

A native of Calgary, Alberta, Brent and his wife Kimberly have two sons who currently play for NHL clubs, Tague (Buffalo) and Tyce (New Jersey).

# COACHING STAFF



## CRAIG JOHNSON

### ASSISTANT COACH

Craig Johnson enters his second season as assistant coach for the Anaheim Ducks. Johnson spent the prior four seasons in the Los Angeles Kings organization, serving as assistant coach of the Ontario Reign for two seasons, the club's primary development affiliate in the American Hockey League (AHL) in 2021-22. He also served with the Kings as a professional scout (2020-21) and development coach (2018-20). He helped the Reign to the AHL's top power play in 2021-22 (27.5%), the best power-play mark in a single-season in the league's history.

Johnson previously served as head coach of Santa Margarita Catholic High School in the Anaheim Ducks High School Hockey League (ADHSHL) from 2011-20, leading the team to three national titles in 2013, 2018 and 2019. In 2015 and 2017, the team was a finalist in the national championship game in addition to four state titles and three ADHSHL Division 1 championships. Santa Margarita is California's only USA Hockey national varsity champion.

He served as director of coaching for the Anaheim Jr. Ducks at the AAA Junior level in 2013-14. Johnson spent one season as an assistant coach with the ECHL's Ontario Reign in 2010-11, and was as an assistant coach for Team USA at the 2015 Deutschland Cup.

Selected by the St. Louis Blues in the second round (33rd overall) of the 1990 NHL Draft, Johnson scored 75-98=173 points with 260 PIM in 557 NHL games during a 10-year career with the Mighty Ducks of Anaheim (2003-04), Washington, Toronto, Los Angeles and St. Louis. He appeared in three seasons in Germany's Deutsche Eishockey Liga (2004-07) and one season with Salzburg of the ICE Hockey League where he won a league championship. In three seasons at the University of Minnesota (1990-93), Johnson scored 135 points (54-81=135) in 119 NCAA games, earning WCHA All-Rookie Team honors in 1990-91 while helping the Golden Gophers to a WCHA championship in 1992-93.

The St. Paul, Minn. native represented Team USA at the 1994 Winter Olympics in Lillehammer and World Championships in 1993, 1996 (bronze medal), 1999 and 2003. He also appeared at the 1991 World Junior Championship.

Craig and his wife, Brittany, reside in Irvine, and have three children, Eric, Ryan and Shea. Their son, Ryan, was selected by Buffalo in the first round (31st overall) of the 2019 NHL Draft, one of two Jr. Duck players to be drafted in the first round (also Cam York, Philadelphia in 2019, who Johnson also coached for many years with Ryan at the Jr. Ducks).



## SUDARSHAN MAHARAJ

### GOALTENDING COACH

Sudarshan "Sudsie" Maharaj (Sud-DARE-shun MAH-ha-raj) is in the midst of his seventh season as goaltending coach for the Anaheim Ducks. Under his leadership, the Ducks established a franchise-record with a .923 SV%, which co-led all NHL teams in 2017-18. In addition, both Ryan Miller (.928) and John Gibson (.926) surpassed the individual single-season franchise record for SV% (.924, Jonas Hiller in 2010-11, Gibson in 2016-17).

Maharaj joined the Ducks organization prior to the 2013-14 season in a consultant role focused on the club's AHL affiliate in Norfolk, VA. Maharaj continued in the role throughout the team's transition to San Diego for the 2015-16 season, where he helped Gulls goaltenders to a 39-23-8 record, 2.87 GAA, .906 SV% and a berth in the Calder Cup Playoffs.

A native of Trinidad, Maharaj spent eight seasons with the New York Islanders from 2003-06 (goaltending coach) and 2009-12 (goaltending consultant). He also helped develop the National Goaltending Development Program for Hockey Canada (2005-07) and served as goaltending consultant for the Korean national hockey team in preparation for the 2018 Olympic Winter Games.

Raised in Toronto from the age of six, Maharaj was a member of the 1984-85 National Hockey Championship York University team and played six seasons of pro hockey in Sweden.

Sudarshan and his wife, Yvonne, have two daughters, Alexandra (21) and Katherine (18).



## DAVID ROOK

### GOALTENDING COACH

David Rook enters his first season as goaltending coach for the Anaheim Ducks. He joins the organization with 18 prior years of experience as a goaltending coach or consultant, including 11 seasons with NHL clubs. He spent the last five seasons with the Nashville Predators as goaltending development coach (2018-23) where he worked with goaltenders throughout the organization with a focus on Nashville's prospects in the American Hockey League (AHL) and ECHL. Rook also served as the Columbus Blue Jackets goaltending coach (2009-11) and with the St. Louis Blues as goaltending development coach (2006-09) where he helped develop 2014 Vezina Trophy Finalist Ben Bishop in Peoria (AHL) during his first two professional seasons.

Rook was the goaltending coach for the London Knights of the Ontario Hockey League (OHL) from 2003-09 and 2015-18. In London, he oversaw the development of 2009 Calder Trophy winner Steve Mason while he helped the club win OHL and Memorial Cup championships in 2005 and 2016.

A native of London, Ontario, Rook spent two seasons in Europe as a goaltending consultant with Ambri-Piotta in 2011-12 (Switzerland) and Alleghe (Italy) in 2012-13. For the last 24 years he has owned Pure Hockey Goaltending, a premier goaltending development program in southwestern Ontario.



## BRETT FERGUSON

### VIDEO COORDINATOR

Brett Ferguson is in his 14th season with the Anaheim organization, his fifth as a video coordinator with the Ducks. Ferguson spent the previous nine seasons with Anaheim's primary development affiliate in the American Hockey League, most recently with San Diego. He served four seasons with the Gulls from 2015-19, the first two years as video coach and the latter two as an assistant coach. Ferguson helped lead the Gulls to Calder Cup Playoff appearances in 2016, 2017 and 2019, advancing to the Pacific Division Final in all three years and the Western Conference Finals in 2019.

Born in Sioux City, Iowa and raised in West Des Moines, Ferguson spent five seasons as video coach with Anaheim's AHL affiliates in Norfolk (2012-15) and Syracuse (2010-12). Ferguson, who began his professional coaching career as an assistant coach with Des Moines (USHL) in 2009-10, graduated from the University of South Carolina at Aiken in 2009 with a bachelor's degree in history.

Ferguson, his wife, Amanda, and their three sons, Caleb, Aiden and Reid, reside in Irvine.



## AUSTIN VIOLETTE

### VIDEO COORDINATOR

Austin Violette enters his second year as Video Coach with the Anaheim Ducks in 2023-24, his fifth season in the organization. Violette spent the past three seasons as Video Coordinator with the San Diego Gulls, Anaheim's primary development affiliate in the AHL. He helped the club to a 84-69-16 record and back-to-back top-four finishes in the Pacific Division during his first two seasons (2019-20 and 2020-21).

Violette joined the organization after serving as Video Coach/Assistant Coach for the Maine Mariners of the ECHL in 2018-19. A native of Gorham, Maine, Violette helped the Mariners to a 37-32-3 record in his first season in a hockey operations role.

Austin now resides in Orange County.

# COACHING STAFF



## LARRY BARRON

### SKATING SKILLS & DEVELOPMENT COACH

Larry Barron is in his sixth season as skating skills and development coach for the Anaheim Ducks. Prior to assuming his current role, Barron served as a skating consultant for the Ducks from 2013-18.

A native of Toronto, Ontario, Barron coached at the Under-16 and Under-18 levels from 2012-16, including Jr. Ducks 18AAA teams, and made two national championship appearances as head coach during that time.

With a 27-year background in youth hockey, Barron also owns Barron Hockey Academy in Lake Forest, Calif., which offers on-ice development and team training for local players ranging from amateur to professional backgrounds.

Barron resides in Ladera Ranch with his wife, Michelle, and their three children: Dillon (14), Peyton (12) and Brock (10).



## MIKE STOTHERS

### SPECIAL ADVISOR TO COACHING MENTORSHIP

Mike Stothers enters his third season with the Ducks in 2023-24, his first as special advisor to coaching mentorship after spending two seasons as assistant coach from 2021-23.

Prior to joining Anaheim, Stothers won a gold medal as an Assistant Coach for Canada at the 2021 U-18 World Championship. He previously spent six seasons as Head Coach of the Los Angeles Kings' AHL affiliate in Ontario (2015-20) and Manchester (2014-15), leading the Monarchs to a Calder Cup Championship in 2015 while being named the AHL Coach of the Year. He guided the Reign and Monarchs to a 220-137-48 record and four postseason appearances.

He spent three NHL seasons as an Assistant Coach with Atlanta Thrashers (2010-11) and Philadelphia Flyers (2000-01). He served as Head Coach of the Moose Jaw Warriors of the Western Hockey League (2011-14) and the Owen Sound Attack of the OHL from 2002-07. He also was the Head Coach of Grand Rapids (AHL) in 2007-08.

Stothers began his coaching career as a player/Assistant Coach with the Hershey Bears in 1991-92 and served as Assistant Coach from 1992-96. He served in the same role with the Philadelphia Phantoms in 1996-00, helping the club to a Calder Cup championship in 1998.

Selected by Philadelphia in the first round (21st overall) of the 1980 NHL Draft, Stothers recorded two assists (0-2=2) in 30 career NHL games with Philadelphia and Toronto from 1984-88. He also skated in five Stanley Cup Playoff Games with the Flyers, including the 1987 Stanley Cup Final. The defenseman appeared in 671 career AHL games with the Maine Mariners (1981-84), Hershey Bears (1984-88 and 1988-92) and New Market Saints (1987-88), scoring 36-106=144 points and 1,840 penalty minutes. He won a Calder Cup championship with Maine in 1984.

A native of Toronto, Ontario, Stothers and his wife Judi reside in Irvine.





## RYAN GETZLAF

### PLAYER DEVELOPMENT COORDINATOR

Ryan Getzlaf is in his first season as Player Development Coordinator, joining the front office June 27, 2023. In his new role, Getzlaf will assist Director of Player Development Jim Johnson prepare and educate Anaheim's prospects for a career in professional hockey. He retired from hockey following the 2021-22 NHL season.

Getzlaf helped the Ducks to a 2007 Stanley Cup and was the longest-serving captain in Anaheim history (12 seasons, 2010-22). He scored a franchise-record 282-737=1,019 points with a +102 rating in Ducks record 1,157 career NHL games with the hockey club. On Oct. 31, 2021, Getzlaf earned a primary assist, surpassing Teemu Selanne to become Anaheim's all-time leading scorer (279-710=989). He also recorded his 1,000th career point on Nov. 16, 2021 vs. Washington, the only player in Ducks history to reach the milestone.

Getzlaf retired as Anaheim's all-time leading scorer in both the regular season and playoffs, and is one of 12 players in NHL history to have captained the same team for 10 years and have scored 1,000 points. He is also one of 13 players in hockey history to win two Olympic gold medals and a Stanley Cup championship and one of 46 NHL players to record 1,000 points with a single franchise. He ranks in the top 100 on the NHL's all-time points (91st) and assists (51st) lists.

Selected by Anaheim in the first round (19th overall) of the 2003 NHL Draft, Getzlaf also leads Anaheim in all-time assists, even-strength points (664), overtime goals (11) and power-play assists (255). He ranks second among franchise leaders in power-play points (341), plus/minus (+102) and PIM (960), is third in game-winning goals (57) and fourth in goals. Among players selected in 2003, Getzlaf has the highest points per game (.88), most assists (737) and power-play points (341), and the highest time on ice per game among forwards (19:29).

A native of Regina, Saskatchewan, Getzlaf represented Team Canada at nine international tournaments in a span of 14 years (2002-16), recording 20-47=67 points in 60 tournament contests. He helped his country to five gold medals, including the 2010 and 2014 Olympic Winter Games, 2016 World Cup of Hockey, 2005 World Junior Championship and 2003 U-18 World Championship. He also earned silver medals at the 2008 World Championship and 2004 World Junior Championship while appearing at the 2012 World Championship and 2002 U-17 World Hockey Challenge.



## JULIEN TREMBLAY

### PLAYER DEVELOPMENT ASSISTANT

Julien Tremblay is in his first season as Player Development Assistant of the Anaheim Ducks. Tremblay spent the prior two seasons as a skills coach for the Shawinigan Cataractes of the QMJHL, helping the club to the Memorial Cup in 2021-22. He also served as assistant coach for minor hockey teams in Quebec from 2019-23.

During his playing career, Tremblay recorded 24-25=49 points in 135 QMJHL games with the Moncton Wildcats, Acadie-Bathurst Titan, Drummondville Voltigeurs and Bale-Comeau Drakkar from 2008-11. He also tallied 29-30=50 points in 26 professional games with the Courbevoie of France's second division in 2012-13 and 29-21=50 points in 46 games with the Chamonix of the Ligue Magnus from 2013-15.

# SCOUTING STAFF



## RICK PATERSON

### DIRECTOR OF PROFESSIONAL SCOUTING

Rick Paterson is in his 20th season with the Ducks and second as Director of Professional Scouting after joining Anaheim in 2005.

Paterson has over 40 years of experience as a player, coach and scout, and has won the Stanley Cup four times. Along with his Stanley Cup championship with the Ducks in 2007, he won the title with Tampa Bay (2004) and Pittsburgh (1991 & 1992).

Prior to joining the Ducks, Paterson spent seven years with the Tampa Bay Lightning, winning the Stanley Cup in 2004 as the club's Chief Professional Scout. He was inducted into the Kingston & District Sports Hall of Fame (Ontario) on May 4, 2012.

As a player, Paterson spent 10 years in the Chicago Blackhawks organization from 1978-1988. He was drafted by the club in the third round (46th overall) in the 1978 NHL Entry Draft. He appeared in 430 NHL games, scoring 50-43=93 points. Paterson also appeared in the Stanley Cup Playoffs eight times with Chicago, scoring 7-10=17 points in 63 games. Primarily known as a defensive specialist and top penalty killer, Paterson set a Blackhawks record for the fastest two shorthanded goals when he scored twice in 2:30 against Winnipeg on Jan. 16, 1985.

At age 15, Paterson was considered one of the top hockey players in Ontario. He played with the Cornwall Royals of the Quebec Major Junior Hockey League from 1973-78, scoring 128-237=365 points in 342 games. In his final year in Cornwall (1977-78), he exploded with 58-80=138 points in 71 games. Paterson was inducted into the club's Hall of Fame in 2002. In addition, he won the Bronze Medal at the 1978 World Junior Championships with Team Canada.

After retiring from the NHL as a player, Paterson joined the Pittsburgh Penguins as an Assistant Coach from 1988-93, winning the Stanley Cup in 1991 and 1992. He coached the Penguins' International Hockey League affiliate in Cleveland from 1993-97 and joined the Tampa Bay Lightning as Assistant Coach in 1997-98. Paterson remained in that role until being named a Professional Scout prior to the start of the 1999-00 season.



## BRUCE FRANKLIN

### DIRECTOR OF PLAYER EVALUATION

Bruce Franklin is in the midst of his eighth season with the Ducks as Director of Player Evaluation, joining the club in 2016. Franklin previously spent 23 years with the Chicago Blackhawks, serving as the club's chief amateur scout for his final six seasons from 2010-16. The Winnipeg native has 40 years of scouting experience at both the NHL and Western Hockey League (WHL) levels.

Prior to joining the Blackhawks organization, Franklin spent 12 seasons scouting in the WHL. He was part of two Memorial Cup championships; one as a scout with the Prince Albert Raiders (1985) and the other as director of player personnel with the Swift Current Broncos (1989). He also worked as a part-time scout with the Montreal Canadiens from 1986-92.

Franklin resides in Regina, Saskatchewan, with his wife, Sherie, and their two daughters, Breanna and Sarah.



## MIKKO JOKELA

### PROFESSIONAL SCOUT

Mikko Jokela is in his seventh season as a professional scout with the Anaheim Ducks. Jokela began his scouting career with Anaheim in 2017-18 after 20 seasons as a player in both Europe and North America. Selected by New Jersey in the fourth round (96th overall) of the 1998 NHL Draft, Jokela made his NHL debut with the Vancouver Canucks Feb. 18, 2003 at Detroit. He also collected 21-41=62 points in 210 career AHL games with Manitoba (2002-04) and Albany (2001-03).

A native of Lappeenranta, Finland, Jokela earned 48-104=152 points in 659 career Finnish Elite League contests from 1997-17, while spending a year in the KHL (2009-10) and SHL (2010-11). He represented Team Finland in several international tournaments throughout his career, including the 2008 World Championship, and the 2000 and 1999 World Junior Championship. Jokela retired from professional hockey following the 2016-17 season with KooKoo of the Finnish Elite League.

Jokela resides in Helsinki with his wife, Senja, and son, Väinö (10).



## RYAN REZMIERSKI

### PROFESSIONAL SCOUT

Ryan Rezmierski is in his second season as a professional scout with the Anaheim Ducks. He joined the Ducks in 2022 after spending three seasons as Detroit's Chief Amateur Scout. He also served as an Amateur Scout with Nashville from 2011-19.

Prior to his 11 seasons in the NHL in amateur scouting, Rezmierski spent seven seasons with USA Hockey as the Director of Player Personnel at the National Team Development Program. He was responsible for the identification, evaluation and recruitment of prospective players for the NTDP U-17 and U-18 teams. During his tenure, the U.S. Men's National Under-18 team won four gold medals (seven medals overall) at the IIHF U-18 World Championship. Eighteen players Rezmierski helped bring to the USNTDP were selected in the first round of the NHL Draft.

He began his career as Video Coach at the University of Michigan (2000-03) while serving as an Assistant General Manager and Assistant Coach with Danville of the United States Hockey League (2003-04).

Rezmierski earned a bachelor's degree in Sports Management at the University of Michigan. He resides in Detroit, Michigan.



## STEVEN MACIVER

### PROFESSIONAL SCOUT

Steven MacIver enters his first season with the Ducks as a professional scout in 2023-24.

Prior to joining the Ducks, MacIver spent three seasons (2017-20) with St. Olaf College of the NCAA (Division III). The Duluth, Minn. native also spent two seasons with the Topeka Capitals (2014-15) and Atlanta Capitals (2015-16) of the NA3HL, recording 11-41=52 points in 94 games.

His father, Norm, is the Associate General Manager for the Chicago Blackhawks, directly overseeing the entire scouting operation for the club. Norm was the Assistant General Manager for the Blackhawks for eight seasons, while also serving in various roles beginning in 2006. He helped the team win the Stanley Cup in 2010, 2013 and 2015.

# SCOUTING STAFF



## PATRICK RISSMILLER

### COLLEGIATE SCOUT

Patrick Rissmiller enters his second season as a collegiate scout with the Ducks in 2023-24. He spent the prior seven seasons (2015-22) as a development coach with the New Jersey Devils.

Rissmiller had a 13-season professional playing career, including 192 NHL games with San Jose, NY Rangers, Atlanta and Florida from 2003-11, recording 18-28=46 points and 60 penalty minutes (PIM). He also earned 3-4=7 points in 30 Stanley Cup Playoff contests. In 554 career AHL games with Cleveland, Hartford, Grand Rapids, Chicago, Lake Erie, Rochester and Worcester, Rissmiller scored 128-239=367 points. He was an AHL All-Star in both 2005-06 and 2009-10.

He completed his career with Ritten Renon (Italy) from 2013-15, winning a league championship in 2013-14 as well as consecutive Italian Cup Championships. He also played four seasons at Holy Cross, recording 53-90=143 points in 131 career NCAA games.

A native of Belmont, Mass., Patrick and his wife, Michelle, have two children: daughter, Eleanor, and son, Nolan.



## PETER WARD

### COLLEGIATE SCOUT

Peter Ward is in his second season as a collegiate scout with the Anaheim Ducks after joining the club in 2022. He joins Anaheim after spending one season as a senior advisor to the Michigan State University coaching staff in 2021-22.

Ward previously spent three seasons as the Head U.S. Amateur Scout for the Vegas Golden Knights (2016-19). He worked for USA Hockey for eight seasons, five as Director of Player Personnel from 2011-16 and three as Assistant Director of Player Personnel (2008-11). During his tenure with USA Hockey, Ward helped the U.S. National Team Development Program capture six gold medals at the U-18 World Championship.

He also served as the U.S. Director of Central Scouting for the Quebec Major Junior Hockey League from 2005-08. Peter, his wife Ashley, and their son Triston, live in Ypsilanti, Mich. with their dog Pat.



## JAN-ÅKE DANIELSON

### HEAD EUROPEAN SCOUT

Jan-Åke Danielson has been a member of the Ducks scouting staff for 26 seasons and is in his 10th season as Head European Scout. He is primarily responsible for scouting amateur prospects in Europe.

Prior to joining the Anaheim organization, Danielson worked as a full-time coach in Sweden from 1987-98. During that time, he coached Sweden's World Jr. Championship team five times, winning silver three times and bronze once. In addition, he was also a part-time scout for the Florida Panthers for three years before joining the Ducks organization.

Danielson played five years in the Swedish Elite League prior to attending the University of Wisconsin, where he was a member of the school's 1983 National Championship team. He graduated from Wisconsin in 1986 with a degree in Physical Education and enjoys spending at least part of his summer vacationing in the United States.

Danielson resides in Gothenburg, Sweden with his wife, Regina, who is Senior Vice President and Head of Research and Early Development for Cardiorenal and metabolic diseases at AstraZeneca R&D. The couple has two daughters: Gabriella (29) and Cecilia (25).



## KEVIN MURRAY

### AMATEUR SCOUT

Kevin Murray is in his 16th season with the Ducks as an amateur scout. Since joining the club during the 2008-09 season, Murray's role has expanded to encompass all USA amateur leagues, which include the high school, junior and collegiate levels.

Prior to joining the Ducks, Murray coached at both the Bantam Major AA and AAA levels in the Chicago area for two years. He played junior hockey with the Chicago Freeze and Danville Wings of the North American Hockey League before moving to Quinnipiac University, where he played one year of Division 1 college hockey. He also played two years of club hockey with University of Miami (Ohio) as part of the American Club Hockey Association.

A native of Chicago, Ill., Murray received a bachelor's degree in history from the University of Miami (Ohio) in 2003 and a master's in education from DePaul University in 2005. He taught two years of special education and three years of seventh-grade math, both within the Chicago public school system.

Kevin and his family reside just outside of Chicago in Arlington Heights, Ill. He and his wife, Katherine, have three children, Mikayla (16), Aisley (12) and Kaden (7).



## GLEN COCHRANE

### AMATEUR SCOUT

Glen Cochrane is in his 17th season with the Ducks, responsible for amateur scouting across Western Canada, the United States Hockey League and Minnesota high school hockey.

Born in Kamloops, British Columbia and raised in Cranbrook (B.C.), Cochrane collected 17-72=89 points with 1,556 PIM in 411 NHL games as a defenseman with Philadelphia, Vancouver, Chicago and Edmonton from 1978-89. Following his professional career, Cochrane joined the WHL ranks in 1995 as an assistant coach for the Kelowna Rockets. He continued his coaching career for the next 10 years at both the junior and minor league levels. Cochrane previously served as an amateur scout for the Colorado Avalanche from 2001-07. Away from the rink, Cochrane owned and operated 10 Little Caesars Pizza restaurants for 18 years following his playing career.

Glen and his wife, Joan, have three daughters, Shelby (36), Paige (34) and Tegan (30), as well as five grandchildren: Neyla, twins Everly and Paisley, William, and Wyatt. The family resides in Kelowna, British Columbia. In his spare time, Cochrane enjoys golf, fishing, cycling and traveling with his family.



## JIM SANDLAK

### AMATEUR SCOUT

Jim Sandlak is in his 16th season with the Ducks as an amateur scout. His main responsibilities include scouting the Ontario Hockey League, Quebec Major Junior Hockey League and USA Hockey's Under-18 national team development program.

A veteran of 703 NHL games, Sandlak spent 11 seasons with the Vancouver Canucks and Hartford Whalers. He collected 110-119=229 career NHL points while also appearing in 33 Stanley Cup Playoff contests. Sandlak also won a gold medal with Team Canada at the 1985 World Juniors before winning silver as team captain the following year. After his playing career, Sandlak worked in the grocery industry, owned his own construction company and most recently served as an assistant coach for the Sarnia Sting (OHL) in 2007-08.

Jim and his wife, Susan, have two sons, Patrick (31) and Carter (29). Patrick serves as director of sales for Info-Tech in London, Ontario. Carter is a referee at the NHL and AHL levels after playing four professional seasons. The family vacations at their Northern Ontario cottage during the summer, enjoying recreational activities such as boating and fishing.

# SCOUTING STAFF



## STÉPHANE PILOTTE

### AMATEUR SCOUT

Stéphane Pilotte is in his 10th year as a full-time scout with the Ducks. Pilotte previously worked with Anaheim's scouting department on a part-time basis and is responsible for amateur scouting in the Eastern Canada region.

Prior to joining the Ducks, Pilotte served as assistant general manager of the Blainville-Boisbriand Armada (2011-14), Montreal Juniors (2008-11) and Gatineau Olympiques (2007-08) in the Quebec Major Junior Hockey League (QMJHL). He also served as general manager of the Val-d'Or Foreurs (QMJHL) from 1999-07. Before Val-d'Or, Pilotte was the chief scout and assistant general manager of the Shawinigan Cataractes from 1992-99. He also worked as a part-time scout with the Chicago Blackhawks from 1994-98. Pilotte's first scouting assignment was with the Drummondville Voltigeurs from 1989-91.

Stéphane and his wife, Nathalie, have a daughter, Catherine (30), and son, Etienne (26). The family resides in Montreal.



## STEVE LYONS

### AMATEUR SCOUT

Steve Lyons is in his 13th season scouting with the Ducks, his 37th year as an NHL scout. He is responsible for amateur scouting across the United States and concentrates on the NCAA, junior and high school levels.

Lyons began his scouting career with Chicago (1986-98), serving as the club's U.S. scout. From 1998-03, he spent five years with Colorado covering North America and Europe while serving as an amateur scout for the 2001 Stanley Cup championship team. Lyons was also a member of the Phoenix scouting department from 2003-11, and served as the assistant director of amateur scouting from 2008-11.

Lyons played professionally in both the Atlantic Coast Hockey League (Mohawk Valley - Virginia) and the IHL (Indianapolis). The Canton, MA native was the first high school player selected in Boston franchise history when he was picked in the sixth round (123rd overall) of the 1980 NHL Draft. From 1980-83, Lyons had 127 points in 101 ECAC games with the University of New Hampshire while making two NCAA appearances.

Steve and his wife, Debbie, reside in Easton, Mass. and have three children (Kevin, Greg and Kelly) and four grandchildren (Brooke, Kendall, Hadley, Ryan).



## GABRIELLA SWITAJ

### AMATEUR SCOUT

Gabriella Switaj is in the midst of her fifth season as an Amateur Scout with the Anaheim Ducks. Switaj joined the Ducks in 2019, splitting time as a scout and as a team services analyst. Following one season with USA Hockey as the ninth recipient of the Brendan Burke Internship in July of 2018. She was responsible for working within the Hockey Operations Department at USA Hockey's National Team Development Program (NTDP) in Plymouth, Mich., assisting in all aspects of

hockey operations with the NTDP, which includes both the U.S. National Under-17 and U.S. National Under-18 Teams, international events and player development camps.

Switaj also served as a Fan Development Intern with the Columbus Blue Jackets, an Operations Intern at the United States Olympic and Paralympic Committee, and as a clinic instructor and evaluator for USA Hockey.

A native of Kent, Ohio, Switaj played four seasons at Boston College (Hockey East) from 2014-18, compiling a 9-0-0 record with one shutout, a 1.26 GAA and .931 SV% in 15.



## ALEX GELLERT

### AMATEUR SCOUT

Alex Gellert enters his first season with the Ducks as an amateur scout in 2023-24.

Prior to joining the Ducks, Gellert spent four seasons (2017-21) as a player with Asiago of the AlpsHL. In 144 games Gellert tallied 56-113=155 points and 7-15=22 points in 29 career playoff game appearances. He also represented Asiago in the Italian Hockey League - Serie A where he recorded 2-3=5 points in 16 games spanning four seasons while helping the club to two Italian Championships. During his professional career, Gellert also spent time with HC Bolzano of the EBEL (1-6-7 points in 51 games), Cortina of Italy (29-51=80 points in 82 games) and Milano Rossoblu of Italy (14-17=31 in 41 games).

Gellert earned a bachelor's degree in Business, Management, Marketing and Related Support Services from the University of Alaska Anchorage where he spent four seasons playing in the NCAA, tallying 12-28=40 points in 132 games.



## KONSTANTIN KRYLOV

### EUROPEAN SCOUT

Konstantin Krylov is in his 28th season with the Ducks, serving as one of the club's European scouts. Krylov's primary scouting areas are focused in Finland, Russia and the international junior tournaments.

Krylov was the first-ever Russian-born scout hired by a National Hockey League team when he joined the staff of the Minnesota North Stars in 1990.

A native of St. Petersburg, Russia, Krylov spent time with the San Jose Sharks scouting department prior to joining the Ducks in 1996. He enjoys jazz, blues and rock music as well as collecting any kind of NHL statistics publication. His favorite hobbies include mountain biking and photography.

Krylov resides in St. Petersburg with his wife, Helen, and son, Tim (10).



## PAVEL ROUTA

### EUROPEAN SCOUT

Pavel Routa is in his 12th overall season as European Scout with the Anaheim Ducks. In his current position with the Ducks, Routa is responsible for evaluating talent of the European hockey leagues and scouting international tournaments on the continent.

Routa originally spent six seasons as a European-based scout with the Ducks from 2003-09. Following his first stint with the organization, Routa served nine years as a European scout with Minnesota from 2009-18 before rejoining Anaheim in 2018-19.

A Czech Republic native, Routa began his NHL scouting career covering international tournaments and various levels of European hockey for the Florida Panthers from 1996-03. Pavel resides in Vseradice, Czechia and has two daughters, Magda (21) and Julia (20), and a son, Vaclav (15).

# PERFORMANCE STAFF



## MIKE BARWIS

### DIRECTOR OF SPORTS SCIENCE

Mike Barwis is in his second season as Director of Sports Science for the Ducks. Barwis oversees and implements all aspects of player performance, including strength and conditioning, physical therapy, athletic training, data science, recovery and nutrition at the NHL and AHL levels.

Barwis previously served as the director of sport science and human performance with the Detroit Red Wings from 2019-22.

The founder and CEO of the BARWIS family of companies, including BARWIS Methods Training and ARS Screening, BARWIS Neurological Reengineering, BARWIS Performance Centers & Equipment and more. Mike also serves as the senior advisor of sports performance for the New York Mets. Mike has been recognized as one of the most influential strength coaches of all time, having worked with professional and Olympic athletes in over 40 sporting events. Prior to BARWIS, Mike served as the director of strength and conditioning for both the University of Michigan and West Virginia University, and was the star of Discovery Channel's international-hit reality show American Muscle.

At BARWIS, he has implemented the use of scientific training methods to ensure athletes develop and improve speed, agility, strength, power, force, acceleration, mobility, top speed, explosiveness, reaction, conditioning, balance, core stability, confidence, mental toughness, good nutrition habits, kinesthetic awareness, proprioception, and all other variables associated with human performance. Holistic programs inclusive of all of the aforementioned dimensions of training are underlined with cellular specific intentions and regularly adapted to elicit the desired results.

He's been featured in hundreds of journals, magazines, and news channels and has also advised Fortune 100, federal-, and state-government organizations on various topics such as health and nutrition, strength and conditioning, sports science and physiology. He wrote and taught the graduate curriculum on physiology as an adjunct professor at West Virginia.



## CHAD WALKER

### HEAD ATHLETIC TRAINER

Chad Walker is in his first season as head athletic trainer of the Anaheim Ducks, his seventh overall in the organization. Walker spent the prior five seasons as assistant athletic trainer with Anaheim (2018-23) after joining the organization in 2017-18 as the head athletic trainer with the San Diego Gulls (AHL). The Chandler, Ari. native previously served as the primary athletic trainer for Arizona State University's hockey program from 2015-17. During that same timeframe, he also worked as a staff athletic trainer for the Arizona Coyotes.

Walker, a BOC Certified Athletic Trainer and NASM Corrective Exercise Specialist, also spent four years with the ASU golf program (2013-17), one season with the Sun Devil softball team (2014-15) and three seasons with the Pac-12 football team (2011-14).

Walker earned a bachelor's degree in athletic training from Marietta College and a master's degree in Higher Education from Arizona State University. Chad and his wife, Becca, reside in Irvine with their son, Jackson.





## JOSH CHAPMAN

### ASSISTANT ATHLETIC TRAINER

Josh Chapman begins his first season with the Ducks as Assistant Athletic Trainer and eighth in professional hockey. Chapman joins the organization after spending the previous four seasons with the Grand Rapids Griffins (AHL) as the club's Head Athletic Trainer managing all medical and training operations for the club from 2019-23.

He also spent three seasons as the Head Athletic Trainer of the ECHL's Orlando Solar Bears. Chapman's responsibilities included all traditional athletic training duties. Chapman has also spent time as an Assistant Athletic Trainer for the Tampa Bay Rowdies of the North American Soccer League (2015-16), an Athletic Trainer for CORA Physical Therapy and Rehabilitation Centers, including oversight of Tampa Catholic High School (2014-15).

He began his sports career as an intern with the Tampa Bay Lightning's medical staff from 2014-16, and served as an athletic training student for both the University of Tampa (2012-14) and Merrimack College's hockey team (2011-12).

A native of Hamden, Conn., Chapman earned a bachelor's degree in athletic training at the University of Tampa. In addition to being a certified and licensed athletic trainer, Chapman is a certified Corrective Exercise Specialist through the National Academy of Sports Medicine, a certified Performance Specialist through EXOS, and an ImPACT Trained Athletic Trainer. He also has emergency medical training and once held an EMT Basic national certification.



## MIKE GRIEBEL

### MASSAGE THERAPIST

Mike Griebel is in his seventh season as massage therapist of the Anaheim Ducks. Griebel previously served as manual therapist for the Arizona Coyotes for seven seasons (2010-16). He joined the Coyotes from the Tampa Bay Lightning, where he spent 10 years, including Tampa Bay's 2004 Stanley Cup championship season.

Prior to joining the Lightning, Griebel served six years as resident massage therapist for Gold's Gym of Venice, CA.

A graduate of the Nova Institute of Health and Technology and the Southern California Sports Massage Clinic, Griebel is a specialist in the Hemme approach to soft tissue and certified in the Mattes method of active isolated stretching. Griebel and his wife, Lauri, have four children: Kristina, Jessica, Soren and Trevor.



## JUSTUS SCHAFFER

### HEAD STRENGTH & CONDITIONING COACH

Justus Schafer enters his fifth season with the Anaheim Ducks organization and second as Head Strength and Conditioning Coach. He spent the previous two seasons (2019-21) as the Head Strength and Conditioning Coach for the San Diego Gulls, working with Anaheim's primary development affiliate to maximize the athletic potential of the club's players.

Schafer previously spent three years in the San Antonio Spurs organization (2016-19). He held the position of Athletic Development QAA for two years in San Antonio and held the same position for one year with their G league affiliate, the Austin Spurs.

Schafer, an NSCA certified Strength and Conditioning Specialist (CSCS), earned a bachelor's degree in Applied Exercise Physiology and a master's degree in Sports Physiology from Texas A&M University.

A native of Grapevine, Texas, Justus and his wife, Laura Lee, reside in Irvine.

# PERFORMANCE STAFF



## JESSE WANG

### ASSISTANT STRENGTH AND CONDITIONING COACH

Jesse Wang enters his second season as Assistant Strength & Conditioning Coach with the Ducks in 2023-24. Wang joined the Ducks in 2022 after four seasons with the San Antonio Spurs organization. He most recently served as Assistant Performance Coach in 2021-22 after spending two seasons as Sports Science Quality Assurance Assistant (2019-21).

He began with the NBA organization in 2018 as Athletic Performance Quality Assurance Assistant for the Austin Spurs. Prior to joining the Spurs, Wang spent a season with the Cincinnati Bengals as Strength and Conditioning Fellow.

Wang earned a bachelor's degree in human physiology from the University of Oregon while also working as a Sports Science Assistant with Ducks football team.



## DAVID KEYES

### DATA SCIENTIST & RECOVERY

David Keyes is in his second year in Sports Science & Recovery for the Anaheim Ducks. In his role, Keyes manages the sports performance data and the recovery program for the Ducks.

He joined the Ducks in 2022 after spending two years working with the internal research team at the Gatorade Sports Science Institute. Keyes also spent four years (2017-21) with EXOS at the Mayo Clinic as a Performance Specialist working with athletes of all sports and levels to improve their performance and return from injury.

He held two internships in college athletics, serving as Strength and Conditioning/Sports Science Intern at Rutgers University (2016-17) and Strength and Conditioning Professional Intern at the University of Minnesota (2015-16).

Keyes earned a bachelor's degree at University of Wisconsin-Milwaukee in Kinesiology and is currently working to complete his master's degree in Applied Exercise Physiology at Concordia University Chicago. He is also a Certified Strength and Conditioning Specialist.



## JOHN LENCIONI

### PHYSICAL THERAPIST

John Lencioni enters his second season as Physical Therapist for the Anaheim Ducks. A Doctor of Physical Therapy (DPT) and Certified Strength and Conditioning Specialist (CSCS), Lencioni joined the Ducks in 2022 after completing a Sports Physical Therapy Residency at University of Texas Southwestern Medical Center (UTSW) from 2021-22. As a Sports Resident, Lencioni provided accessory coverage for the Dallas Stars and Dallas Jesuit

College Preparatory for the 2021-22 season.

As a Student Physical Therapist, he completed a clinical internship at the UFC Performance Institute in Las Vegas in 2021. He also served as a Student Strength and Conditioning Coach at California State University, Monterey Bay from 2016-18, working with the athletic department's women's soccer and women's volleyball teams. He also volunteered as a Sports Medicine Intern at West Valley College from 2015-16.

Lencioni earned his DPT in Physical Therapy at the University of Nevada-Las Vegas. He earned a bachelor's degree in Kinesiology and Exercise Science from California State University, Monterey Bay.



## JILLIAN CHANEY

### NUTRITIONIST

Jillian Chaney is in the midst of her third season as nutritionist of the Anaheim Ducks. A Registered Dietitian Nutritionist (RDN), Chaney joined the Ducks during the 2021-22 season, focusing on player and staff nutrition, and overall wellness.

In addition to her role with the Ducks, she is a Performance Athletic and Nutrition Coach. Chaney is a certified coach for USA Triathlon (USAT) and USA Cycling (USAC), coaching athletes to successful Ironman 70.3 and 140.6 kilometer triathlon race finishes, including podium and world championship qualifying performances. She also currently serves as a clinical dietitian at Landmark Health, providing home-based care to chronically and critically ill patients, using food choices to prevent and treat illnesses by delivering nutrition assessment, care planning, progress monitoring, education and counseling.

Prior to earning a master's degree in Nutrition, Healthspan and Longevity from the University of Southern California, Chaney spent 17 years at Deloitte. She earned a bachelor's degree in Business Administration from Duquesne University, a dual major in Management Information Systems and Accounting.

Chaney is a five-time Ironman Finisher while she represented Team USA in International Triathlon Union long course world championships.

## TEAM PHYSICIANS



**DR. KENTON FIBEL**

Medical Director



**DR. BRIAN SCHULZ**

Orthopedic Surgeon



**DR. BAO-THY GRANT**

Oral Surgeon/  
Dentist



**DR. JAMES MERGELMEYER**

Oral Surgeon




**DR. CHRIS KRONER**

Primary Care Physician



**DR. DAVID HAY**

Hand Surgeon



**DR. KEN JUNG**

Foot/Ankle Surgeon



**DR. BRIAN KOLSKI**

Cardiologist



**DR. DAVID YOMTOOB**

Ophthalmologist

# EQUIPMENT STAFF



## CHRIS ALDRICH

### HEAD EQUIPMENT MANAGER

Chris Aldrich is in his sixth season as the Anaheim Ducks' head equipment manager in 2023-24. Currently in his 17th season with the organization, he previously served nine seasons as an assistant equipment manager with the Ducks from 2009-18.

Aldrich has more than 30 years of experience in professional hockey, including serving as the equipment manager of previous Anaheim AHL affiliates in Iowa (2008-09) and Portland (2007-08).

Prior to joining the Ducks organization in 2007, he spent 10 seasons as assistant equipment manager of the Boston Bruins. Aldrich also had AHL stints with Providence and Maine from 1990-96.

In addition to his time with the Ducks and Bruins, Aldrich served as an equipment manager for Team USA at the 2010 IIHF World Championship in Germany.

A native of Windham, ME, Aldrich majored in history at Rhode Island College. When away from the rink, he enjoys playing tennis and following NASCAR. Aldrich is also an avid runner, having completed the Boston Marathon on three separate occasions. Aldrich and his wife, Susan, reside in Yorba Linda with their son, Andrew (15).



## RYAN TALL

### ASSISTANT EQUIPMENT MANAGER

Ryan Tall enters his second season as Assistant Equipment Manager with the Anaheim Ducks. Tall joins the NHL club after spending five seasons in the same role with the San Diego Gulls where he handled the club's equipment needs.

Prior to joining the organization, Tall served as the Head Equipment Manager of the Utah Grizzlies in 2016-17, Anaheim's affiliate in the ECHL. He represented the club as an equipment manager at the 2017 ECHL All-Star Game. He also served as an intern in the equipment department with the Grizzlies from 2014-16.

A native of Centerville, Utah, Tall received a bachelor's degree from Weber State University.



## JEFF TYNI

### ASSISTANT EQUIPMENT MANAGER

Jeff Tyni is in his 19th season with the Ducks and his ninth as an assistant equipment manager. Tyni previously worked with the Ducks as a Locker Room Assistant from 2005-15.

The Orange County native played in the Southern Professional Hockey League (Fayetteville) and served as a backup goaltender for several NHL and ECHL clubs. Before joining Anaheim's Hockey Operations staff, Tyni worked at Anaheim ICE as a Zamboni driver and with Honda Center's Event Crew. Tyni received a bachelor's degree from California State University, Fullerton.

Away from the rink, Tyni enjoys playing golf, traveling to Canada and spending time with his family. Tyni resides in Orange with his wife, Mira, and sons, Blake (6) and Luke (1).

**HONDA CENTER  
AND THE  
COMMUNITY**

# HONDA CENTER



Honda Center stands as one of the premier entertainment and sports venues in the country. Proudly home to the 2007 Stanley Cup champion Anaheim Ducks, Honda Center hosts top-name concerts, exciting sporting events, and family favorites. Owned by the city of Anaheim and managed by Anaheim Arena Management, LLC, Honda Center officially opened as Anaheim Arena on June 17, 1993. A few days later, Anaheim Arena welcomed fans for the first time with a sold-out Barry Manilow concert on June 19, 1993. In October of that same year, the venue was renamed Arrowhead Pond and hosted the first Mighty Ducks of Anaheim game on Oct. 8, 1993.

This year, the arena celebrates its 30th anniversary by honoring its past with a concert headlining multi-platinum artist and hometown icon Gwen Stefani and celebrating its exciting future as the anchor of ocV!BE an innovative, one-of-a-kind, immersive

district designed to bring people together through shared experiences. Proceeds from the 30th anniversary concert were donated to Children's Hospital of Orange County (CHOC) to support its music therapy program, which uses evidence-based music interventions to help address physical, emotional, cognitive, and social needs. Susan and Henry Samueli, owners of Honda Center's management company and ocV!BE, also matched the donation with a grant to CHOC from the Samueli Foundation, their family foundation dedicated to making Orange County a thriving mosaic of community well-being.

Honda Center upgraded its 19,570-square-foot new state of the art Ducks locker room renovation in 2020 and debuted a 5,750-square-foot state-of-the-art Impact Club to begin the 2022-23 NHL season. The Impact Club is a members-only, exclusive experience featuring premium food, drinks, unparalleled

proximity to players and areas of the arena never before accessed. The Impact Club is the first and only ice-level, members only VIP club on the West Coast.

The arena is located in the heart of Orange County, east of the 57 freeway on Katella Avenue. Five major freeways (57, 22, 5, 91, 55) are conveniently located within a five-mile radius of the facility.



**Location Site:** 2695 East Katella Avenue (at Douglass, east of 57 freeway)

**Seating Capacity (including Suites):** 17,174 for hockey and other rink events; 18,336 for basketball; 18,900 for center stage events; 18,325 for end-stage events; 7,000 for Theatre events. Seating is customized per event.

**Arena Highlights:** NCAA Men's Basketball Tournament First and Second Round (2008), NCAA Men's Basketball Tournament West Regionals (1998, 2001, 2003, 2011, 2014, 2016, 2019), 1999 NCAA Frozen Four, UFC 59, UFC 63, UFC 76, UFC 121, UFC 157, UFC on FOX 1, UFC 214, UFC 241, UFC 270, 2003 World Gymnastics Championships, 2004 U.S. Team Trials - Gymnastics, 2005 World Badminton Championships, 2017 P&G Gymnastics Championships, 2019 ISU Four Continents Figure Skating Championships, Wooden Legacy, Garth Brooks, U2, Paul McCartney, Eagles, Barbra Streisand, AC/DC, Andrea Bocelli, Metallica, Chris Stapleton, Madonna, Prince, Van Halen, Justin Timberlake, Bon Jovi, Billy Joel, Bruce Springsteen, Roger Waters, Celine Dion, Elton John, The Rolling Stones.

**Attendance:** Since 1993, more than 43 million fans have been entertained at Honda Center, enjoying more than 4,300 events.



# THE RINKS



The Rinks Development Program consists of nine local hockey and skating facilities throughout Southern California, offering a variety of hockey, skating and community programs for participants of all ages and ability levels. The Rinks include seven ice rinks (Great Park Ice and FivePoint Arena, The Rinks - Anaheim ICE, The Rinks - KHS ICE, The Rinks - Lakewood ICE, The Rinks - Poway ICE, The Rinks - Westminster ICE, The Rinks - Yorba Linda ICE), as well as two inline facilities (The Rinks - Corona Inline and The Rinks - Irvine Inline).

Launched Feb. 13, 2009, The Rinks offer a variety of hockey and skating programs for participants of all ages and ability levels, and are home to thousands of youth and adult hockey players as well as recreational skaters to competitive Olympic figure skaters. The eight facilities combined welcome more than two million participants and visitors annually.

Programs include daily public ice skating and roller skating sessions, youth and adult hockey programs and leagues, figure skating, Learn to Skate and Learn to Play programs, curling, birthdays, group events, and other local corporate and community events.

The Rinks have been the official practice facility of the Anaheim Ducks for 28 years, with Great Park Ice now serving as the team's practice facility.

Home to the Jr. Ducks and Lady Ducks, San Diego Jr. Gulls and Lady Gulls, and the Anaheim Ducks High School Hockey League (ADHSHL), The

Rinks have helped lead California to the fastest rate of youth hockey growth (40%) in the U.S. since 2015, while developing top hockey players and figure skaters. With the addition of The Rinks - KHS ICE, the Jr. Ice Dogs program, consisting of seven youth hockey teams from ages 8-18.

Athletes from The Rinks have become top NHL draft selections, Team USA Olympic Figure Skating gold medalists, USA Hockey Women's World Championship gold medalists, NCAA Women's Champions, USA Hockey Varsity High School hockey champions, (2013, 2018, 2019), U.S. Figure Skating Champions, Professional Skaters Association Hall of Fame coach and Coach of the Year.

The Ducks 'Learn to Play' program began at The Rinks in Orange County in 2011 with 330 skaters and has now grown to more than 4,600 annual participants (including expansion into San Diego in 2017). Since the program's debut, over 18,000 skaters have been introduced to the sport of hockey (13,500 youth/4,5000 adults).

In 2016, USA Hockey recognized The Rinks, Jr. Ducks and Lady Ducks as Model Club Associations dedicated to age-appropriate, age-specific skill development, in accordance with USA Hockey's American Development Model. It marked the first time USA Hockey has honored three programs within an organization, while the program became only the 21st in the nation to be honored as a Model Club.



**Great Park Ice** - 888 Ridge Valley, Irvine, 92618

**THE RINKS - Anaheim ICE:** 300 West Lincoln Ave., Anaheim, 92805

**THE RINKS - KHS ICE:** 1000 E Cerritos Ave, Anaheim, 92805

**THE RINKS - Lakewood ICE:** 3975 Pixie Ave., Lakewood, 90712

**THE RINKS - Poway ICE:** 12455 Kerran St., #100, Poway, 92064

**THE RINKS - Yorba Linda ICE:** 23641 La Palma Ave., Yorba Linda, 92887

**THE RINKS - Westminster ICE:** 13071 Springdale St., Westminster, 92683

**THE RINKS - Irvine Inline:** 3150 Barranca Parkway, Irvine, 92606

**THE RINKS - Corona Inline:** 4325 Prado Rd., #101, Corona, 92880





Great Park Ice is a state-of-the-art public ice facility at the Great Park in Irvine, Calif. Opened Mar. 7, 2019 and located in the Orange County Great Park, the 280,000-square-foot facility is the largest in California and one of the nation's most expansive ice facilities.

The \$115-million Great Park Ice facility welcomes one million participants and visitors annually. Financially supported by the Samueli Foundation with zero taxpayer dollars, the facility includes four sheets of ice along with a 7,000-square-foot dryland training center, including FivePoint Arena which features seating for 2,500 spectators and a video board above center ice.

Great Park Ice is home to a 20,000-square-foot practice facility for the Anaheim Ducks, where the club also hosts its annual training camp and prospect development camp. The facility is also home of the Jr. Ducks and Lady Ducks programs, and serves as a training facility for U.S. Figure Skating. Great Park Ice hosts youth and adult hockey programs, regional and national tournaments, Learn to Skate and Learn to Play programs, sled hockey, figure skating, speed skating, curling, broomball, public recreational skating, the Top Flight program designed for participants with special needs, the Anaheim Ducks High School Hockey League and other local corporate and community events.

FivePoint Arena was the home of San Diego Gulls during the 2020-21 American Hockey League (AHL) season during the COVID-19 pandemic, hosting 22 games. The facility also hosted the AHL's 2021 Play-In Round of the Pacific Division playoff tournament, hosting three contests of a single-elimination play-in tournament.

The Anaheim Ducks hosted their first-ever Rookie Faceoff tournament at Great Park Ice, Sept. 7-10, 2019, a six-team rookie tournament featuring nine total games. The Rookie Faceoff featured the Ducks, Los Angeles Kings, Vegas Golden Knights, Arizona Coyotes, San Jose Sharks and Colorado Avalanche. Great Park Ice also hosted the SoCal Clash series between the Harvard Crimson and Arizona State University Sun Devils, Dec. 28-29, 2019, marking the first NCAA Division I games in California since 1999.

Additional elements for the state-of-the-art complex include administrative offices, 24 locker rooms, a full-service sports-themed restaurant overlooking two sheets of ice, one concessions stand, an 800-square-foot Team Store, a 1,900-square-foot Pro Shop and over 1,000 free parking spots available. In addition, the facility is LEED (Leadership in Energy and Environmental Design) Silver certified as part of the NHL Green initiative.

All proceeds generated from the Great Park complex go to further the growth of ice sports and activities locally.

# THE NAME, LOGOS & COLORS

## HOW IT ALL BEGAN

On Oct. 2, 1992, Walt Disney Pictures released the hit movie “The Mighty Ducks” and created a new wave of excitement among the nation’s youth and the ice hockey community. Starring Emilio Estevez and a band of kids who learn to play and win as a team, “The Mighty Ducks” grossed \$51 million at the box office and served as the inspiration for the name of the Walt Disney Company’s NHL club.

The original official team colors and logo were unveiled June 7, 1993, and Mighty Ducks merchandise immediately propelled into one of the top sellers in all of professional sports.

Purple, jade, silver and white were chosen as the team’s colors while an attractive crest featuring a duck head-shaped hockey mask was chosen to give the club its own unique identity. As a testament to the logo’s popularity, the original Ducks jersey was named the “most fashionable” uniform in all of sports at the inaugural ESPY Awards in 1997.



## A NEW LOOK UNVEILED

In the spring of 2005, Henry and Susan Samuelli entered into an agreement with the Walt Disney Company to purchase the Ducks franchise. In the Samuelli’s first year of ownership, the Ducks set then-franchise records for overall wins (43) and standings points (98).



On June 22, 2006, a new era began for the franchise as the team became officially known as the Anaheim Ducks. In addition, a new logo and color scheme was unveiled. The new look and identity of the Ducks were a collaborative effort, mixing opinions of fans as well as Ducks players, ownership and management. All parties involved unanimously decided to go beyond simply altering the original concept of an aggressive duck character.

In shaping the design, the focus was sharpened to create an overall image that expressed excitement, speed and a competitive edge. In addition, a classic color palette of black and metallic gold was developed, with an accent of orange as a metaphorical link to the team’s Orange County home.

The result was a strong, typographic mark anchored by a stylized “D” that echoed the image of a duck’s foot or footprint. The custom typography had a powerful forward momentum and was made up of metallic gold letters with orange drop-shadows and a black holding shape. The uniforms were an evolution of the earlier sweater design but with gold, white and orange sweeping stripes influenced by the curves of the “D” in the Ducks logo. Set with a new look for the 2006-07 season, the Ducks made history and won the Stanley Cup.

## THIRD JERSEYS

Entering 2023-24 and the 30th anniversary season, the Ducks will wear its eighth alternate look in club history and first to debut since 2018-19 (25th anniversary).

The original Third Jersey began with a cartoon Duck breaking through a sheet of ice in 1995-96. The next iteration of a Third Jersey from 1997-2000 saw a white home jersey sporting the Mighty Ducks crest accompanied by jade, plum and silver stripes covering the sleeves and shoulders. The 1997-98 season also introduced a “fourth” sweater of the same striping style but with a green sweater base through the 1999-00 campaign. The club moved to a more classic approach with its next sweater, using black with dark plum, silver and white accenting as its color palette for the alternate jersey with an “Anaheim” script across the chest worn during the 2003-04 and 2005-06 seasons. The fifth alternate jersey made its initial appearance Oct. 16, 2015 and featured the original Mighty Ducks logo set on an orange jersey accented with gold, black and white trim. The jersey was reintroduced on Oct. 5, 2019 through 2022-23 following appearances from 2015-17.

Anaheim’s third jersey in 2018-19 (25th anniversary season) featured the original





Mighty Ducks crest with eggplant and jade striping from the Ducks iconic look of the team's inaugural 1993-94 season. The sweater incorporated orange in the crossed hockey sticks of the team's original mark and featured silver as a primary accent color, paying tribute to the team's 25th anniversary season in 2018-19.


In 2020-21, the seventh alternate jersey made its debut as part of the adidas and NHL's Reverse Retro collection. Anchored in white with eggplant and jade striping, the Ducks Reverse Retro jersey features the design from the team's iconic "Breakout" Jersey worn during the 1995-96 season. The Reverse Retro collection returned in 2022-23, with the bold jersey design finds its inspiration in the Ducks inaugural season uniform, remixed in today's team colorway. The jersey featured the 1993 signature asymmetrical body stripe, chevron sleeve stripes and three-color player numbers rendered in the team's current orange and black palette.



## STADIUM SERIES

The Anaheim Ducks and Los Angeles Kings wore specially designed jerseys and uniforms for the 2014 Coors Light NHL Stadium Series™ contest at Dodger Stadium on Jan. 25, 2014. Anaheim's jersey featured a chrome-treated "D" logo, unique to the 2014 Coors Light NHL Stadium Series™ contest and inspired from the chrome details in the NHL shield. The Ducks Stadium Series jersey was orange, currently an accent color in the club's primary logo.

Anaheim's orange jersey for the game included enlarged player numbers for improved visibility in an outdoor venue, as well as a shoulder logo to signify the geographic rivalry between the Ducks and Kings. An interlocked "OC" logo appeared on the left shoulder of the Ducks' Stadium Series jersey. The NHL Stadium Series jersey was designed with creative input from the Ducks, Reebok and the NHL.



## FROM THIRD TO PRIMARY

Beginning with the 2014-15 season, the club's 2010-14 third jersey was transformed into the new primary sweater. A white "road" version of the jersey was added. Both versions of the jersey now incorporate white laces and permanent integration with the "D" on both sweaters.

# COMMUNITY INVOLVEMENT

Commitment to community is one of the fundamental values of the Anaheim Ducks organization. The Ducks strive to be actively involved in the local community, ranging from outreach and fundraising events, in-kind donations, charity tickets and the dedicated involvement of the players, coaches, broadcasters, staff, Orange Alliance members, corporate partners and fans.

Under the guidance and example set forth by our owners, Henry and Susan Samueli, philanthropic support and giving is not only our responsibility as a member of the Southern California community, but something that is ingrained in the identity and culture of the team, staff, and fan base.

## ANAHEIM DUCKS FOUNDATION

The mission of the Anaheim Ducks Foundation is to facilitate and support programs that produce positive change for children and families throughout Southern California by providing educational opportunities, broadening access to the sport of hockey, and addressing the health and wellness needs of our community. Through funds raised, the Ducks are able to support the Anaheim Ducks S.C.O.R.E. program, Learn to Play and inclusive hockey programs, and provide grants to a variety of local nonprofits.

### S.C.O.R.E. (Scholastic Curriculum of Recreation & Education)

The Anaheim Ducks S.C.O.R.E. program offers free educational, standards-based curriculum to over 300 schools in five counties, reaching over 65,000 unique students annually. Impacting over 360,000 students since its inception in 2005, the S.C.O.R.E. program was developed to provide students access to valuable educational resources. Ducks S.C.O.R.E. provides physical education materials, science programming and school supplies while supporting teachers and educators with resources to foster a positive classroom environment, using hockey as a vehicle to teach and create opportunity.



### Learn to Play

Learn to Play offers first-time hockey players the chance to get on the rink in full hockey equipment for free. Players receive instruction on the basics of hockey and skating. Participants in Anaheim Ducks Learn to Play are provided with full equipment to use for the four-week session. Since 2013, close to 20,000 children and adults have laced up their skates and hit the ice. In addition, the Anaheim Ducks Foundation provides all children who graduate from Learn to Play and sign-up for a The Rinks in-house league a complimentary first set of gear to start their hockey careers, with more than 7,000 sets provided to date.

### Inclusive Hockey Programs

In collaboration with the NHL's Hockey is for Everyone

initiative, the Anaheim Ducks and The Rinks have created a variety of programs supporting adaptive and inclusive hockey. To make sure that the sport of hockey is accessible and available to all, the Ducks adaptive hockey programs include Top Flight, which teaches street hockey, ice hockey and ice skating to individuals with intellectual disabilities; sled hockey, which is designed for physically disabled youth and adults; blind hockey which provides opportunities for individuals with visual impairments; and deaf/hard of hearing hockey for individuals who have been diagnosed with a hearing loss.

## ANAHEIM DUCKS FOUNDATION SIGNATURE EVENTS

### Anaheim Ducks Annual Golf Classic

The annual Anaheim Ducks Golf Classic presented by Honda features Anaheim Ducks players as the celebrity fifth player for a round of golf alongside Ducks fans and supporters. The Golf Classic raises funds to benefit the Anaheim Ducks Foundation.



where event sponsors draft the Anaheim Ducks player who joins their foursome for an exciting afternoon of golf. Since 2008, the Golf Classic has raised nearly \$1.4 million to benefit the Anaheim Ducks Foundation.

The Anaheim Ducks Golf Classic presented by Honda offers on-course contests, along with a pre-shot-gun program

where event sponsors draft the Anaheim Ducks player who joins their foursome for an exciting afternoon of golf. Since 2008, the Golf Classic has raised nearly \$1.4 million to benefit the Anaheim Ducks Foundation.

### Go Orange for Orangewood

Go Orange for Orangewood stands as the team's annual themed cocktail party that gives Ducks fans and Orangewood Foundation supporters the chance to cheer on the Ducks during a Go Orange for Orangewood themed game and mix and mingle, alongside Ducks players post-game.

Since 2005, \$1.6 million in proceeds from the event have gone to assist 44 Women for Orangewood, an auxiliary of Orangewood Foundation, to support college scholarships and Peer Mentor programs for former foster care youth.

## Dux in Tux

Dux in Tux presented by Honda is an Anaheim Ducks signature event where players take on the role as celebrity sous chefs, joining Orange County's finest chefs to provide guests an evening of fabulous food and fun - all to benefit a great cause. Proceeds from Dux in Tux presented by Honda benefit the Anaheim Ducks Foundation.

The evening includes a silent auction, opportunity drawing, and live auction filled with Ducks memorabilia and unique player experiences. Dux in Tux presented by Honda is the ideal night for Ducks fans to interact with their favorite Ducks players, all while enjoying a night of fine dining, quality service and exceptional cuisine. In the 22-year history, this fan-favorite event has raised approximately \$6 million to support the community.



## Anaheim Lady Ducks Fashion Show Luncheon

In the spring, the Anaheim Lady Ducks - wives and significant others of players, coaches, and executive management - show off their fashion sense by hosting the Anaheim Lady Ducks Fashion Show benefiting Children's Hospital of Orange County (CHOC).



The event gives attendees the chance to spend the afternoon enjoying lunch with Ducks players and a fashion show featuring

members of the team, their wives/significant others and CHOC ambassadors walking the runway as they show off the latest spring fashion trends. Since 2008, the Lady Ducks have fundraised over \$2 million to support CHOC.

## ANAHEIM DUCKS COMMUNITY OUTREACH

### La Casa Garcia's We Give Thanks

Honda Center and the Anaheim Ducks are proud to host We Give Thanks each Thanksgiving Day with local nonprofit partner We Give Thanks, Inc., and La Casa Garcia restaurant. This annual event at Honda Center provides a complimentary Thanksgiving dinner for local residents who might go without a meal during the holiday. For over 30 years, We Give Thanks has been serving meals



to people in need, with more than 250,000 free meals being donated to the community.

More than 15,000 local residents fill the Honda Center parking lot to enjoy a traditional Thanksgiving meal and entertainment throughout the day. Ducks players, coaches and front office staff participate with their families to serve meals and give thanks on this special Thanksgiving holiday.

## Holiday Shopping Spree

Anaheim Ducks players, significant others, and staff serve as holiday helpers during the holiday season as part of the annual Shopping Spree, which provides students from The Wooden Floor - a nonprofit organization serving low-income Santa Ana youth - the unique opportunity to load up their shopping carts with necessities and gifts for their families in celebration of the holiday season. The Anaheim Ducks players, joined by the Lady Ducks, assist The Wooden Floor students as they shop for new clothes, toys, and other essentials as a special holiday treat, all underwritten by the Anaheim Ducks and Anaheim Ducks player families.



## Power PLAY!

Each season, Ducks staff, Orange Alliance members and corporate partners of the Anaheim Ducks and Honda Center team up to volunteer for a day of beautification projects at local S.C.O.R.E. elementary schools. From installing a street hockey rink to painting murals, building gardens and planting trees, the Power PLAY! is a great day for the volunteers to give back to the community. Twelve rinks and counting have been gifted to local schools to help their S.C.O.R.E. programs continue to grow.

## Staff Volunteering

The Ducks, Honda Center, ocV!BE and The Rinks employees share the Anaheim Ducks commitment to the community and throughout the year are actively engaged in assisting the community through volunteer service. From beautification projects at local schools and nonprofit organizations, supporting families in-need with gifts during the holiday season, to sharing their professional experience as a resource for those looking to get back in the workforce, our staff are inspired volunteers always willing to do their part.

## Anaheim Lady Ducks

The Anaheim Ducks wives and significant others group, the Lady Ducks, are dedicated to assisting the local Southern California community through fundraising and volunteerism. This inspired group of ladies have assisted such organizations as CHOC, The Wooden Floor and the Jessie Rees Foundation. In addition to hosting the annual Fashion Show, the Lady Ducks have also assisted in game-night activities including the Ducks

# COMMUNITY INVOLVEMENT

holiday activities such as the toy drives, ornament sales, Adopt-A-Family program and annual Shopping Spree as well as the NHL Hockey Fights Cancer awareness night at Honda Center.

## Anaheim Ducks Alumni Association

The Anaheim Ducks Alumni Association is composed of former Ducks players who are actively involved in the Ducks community initiatives. Ducks Alumni members have participated in charitable events such as Ducks Alumni charity hockey games, serving as sous chefs at Dux in Tux and assisting with The Rinks youth hockey programs. The alumni are an enthusiastic group, looking to contribute to the community goals of the organization and provide a fantastic way for fans to interact with some of their favorite Ducks of the past.

## Donations

The Anaheim Ducks are dedicated to assisting charitable organizations throughout Southern California to raise funds by providing auction items for local events. Organizations interested in requesting a donation must be a 501(c)(3) agency located in Southern California. Requests must be submitted at least eight weeks prior to the date of the event online through the Ducks website: [AnaheimDucks.com/DonationRequests](http://AnaheimDucks.com/DonationRequests).

## IN-GAME PROGRAMS & ACTIVITIES

Anaheim Ducks games are a terrific opportunity to feature local nonprofit organizations and highlight the needs in the community. Each season, the Ducks host a variety of activities at home games, including awareness nights for the NHL initiative Hockey Fights Cancer Night presented by UCI Health, Military Appreciation Night presented by Pacific Premier Bank, PRIDE Night, Animal Rescue & Adoption Night, Green Night presented by Arrowhead Water, and CHOC Night. In addition, the Ducks hold toy drives throughout the month of

December with Anaheim Fire & Rescue.

Launched during the 2020-21 season, the Anaheim Ducks added We Care

Wednesdays to their in-game efforts. On Wednesday games throughout the NHL season, the Anaheim Ducks and Anaheim Ducks Foundation celebrate the amazing work of select nonprofit partners who make a positive impact in our community. We are proud to recognize



the spirit and strength of our nonprofit partners and invite our fans to support the important services being provided to assist our community.

## 50/50 Raffle

The 50/50 Raffle is an exciting chance for fans to win a cash prize while also helping the Anaheim Ducks Foundation continue to expand the reach of its community programs throughout Southern California. One lucky fan receives half of the jackpot total from the raffle ticket sales that game and the other half benefits the Anaheim Ducks Foundation. The 50/50 Raffle has raised over \$2 million dollars directly benefiting the Anaheim Ducks Foundation.

## Surprise Puck Fundraiser

Each season, the Anaheim Ducks Foundation sells a commemorative series Surprise Puck Set, featuring four limited edition pucks with proceeds benefiting the Anaheim Ducks Foundation. Fans pick an individually wrapped puck at random and receive either a Ducks player-autographed commemorative puck or one of 23 surprise orange pucks. The lucky winners of the commemorative Surprise Puck fundraiser win a variety of great Ducks prizes.

## Samueli Academy T-Shirt Design Contest

The Samueli Academy T-Shirt Design Contest tasks design students from the Samueli Academy with a project to create an Anaheim Ducks branded t-shirt. The Samueli Academy is a project-based learning curriculum, so the contest allows for the students to hone their design skills, work in a group environment as well as make a formal presentation to pitch their designs.

Winners of the Samueli Academy T-Shirt Design Contest are recognized during a pre-game ceremony where their winning designs are revealed to the Ducks fans and then made avail-

able for purchase with proceeds from the sales of the shirts benefiting the Samueli Academy.

## Community Corner presented by Western National Property Management

The Anaheim Ducks Community Corner presented by Western National Property Management is a season-long program that provides tickets to every Anaheim Ducks pre-season and regular season home game to local nonprofit organizations through the generous sponsorship of corporate partners. The Community Corner program was established to provide the opportunity to experience Ducks hockey to individuals and groups who may not be able to do so otherwise.



The Anaheim Ducks are committed to growing the game of hockey in Southern California. Together with the NHL and USA Hockey, the team strives to provide opportunities for people from all walks of life to take part in the game.

## FAN DEVELOPMENT PROGRAMS

### S.C.O.R.E

The award-winning Anaheim Ducks S.C.O.R.E. (Scholastic Curriculum Of Recreation & Education) program was developed by the Ducks in 2005 with the goal of making a positive impact with youth in local schools and hockey communities throughout Southern California. Based on the team's goals in the community and through funding from the Anaheim Ducks Foundation, Ducks S.C.O.R.E. has been made free of charge to all its participants. The program uses the sport of hockey to teach educational themes, encourage healthy and active living, reinforce the importance of positive character building, and reward youth for their dedication of pursuing academic excellence.

Through its initiatives, Ducks S.C.O.R.E. has contributed to the educational landscape within traditional and non-traditional settings while impacting over 45,000 students annually. It provides educators with viable alternatives to costly programming, especially during times when funding for extra-curricular programs have decreased, or in some cases, cut entirely. As a testament to the program's success in its community, Ducks S.C.O.R.E. has received local, state, and national awards from educational organizations; it has also inspired local educators, organizations, and museums to include the use of hockey within the walls of their educational settings. Ducks S.C.O.R.E. in its entirety, is a multifaceted program. It is comprised of two major parts, an in-class education initiative and a physical education curriculum featuring street hockey.

### Reading is the Goal

Reading Is the Goal is part of the Anaheim Ducks S.C.O.R.E. In-Class Education Program and rewards fourth grade students for their time spent reading per day within a flexible 30-day period. Its goals are to convey the importance of reading as the foundation to success and to help students cultivate a life-long love for reading. Since its inception, Reading Is the Goal has made significant contributions within

schools. It has raised students' reading proficiency as well as test scores among its participants. Through its work in the community, Reading Is the Goal has received awards from the International Reading Association (IRA).

Reading Is the Goal is an effective literacy program implemented in classrooms with flexibility and with a minor time commitment. Over a 30-day period, students record their daily reading times on an official Reading Is the Goal form. The Ducks reward students based upon their participation and personal achievement reaching various plateau levels of 600, 1200, 1800, and 3000 total minutes read. To help encourage all students to read, they can work together to win great prizes for their entire classroom. Teachers who participate in this free program will receive an official Ducks Reading Is the Goal Kit containing materials to supplement student engagement in the program.

These materials include a Reading Is the Goal two (2) pocket folders, pencil pouch, pencil, eraser, and reading chart.

Reading Is the Goal Day is the Anaheim Ducks' annual event used to promote literacy and the importance of education to students locally. Each year, the Ducks select a school from its Ducks S.C.O.R.E. Reading Is the Goal participants from the previous year as a recipient of this exciting day. Ducks executive and front office members visit each classroom to interact with students as well as read to them. The event concludes with an all-school assembly with Anaheim Ducks players reading a children's book, conduct a question-and-answer session, and present gifts to the school.

### First Flight Field Trip

Part of the S.C.O.R.E. curriculum, the annual First Flight Field Trip that transforms Honda Center into the largest science of hockey classroom in North America with over 16,000 students from 150 schools per year. First Flight encourages students to engage in and explore science, technology, engineering, and math (STEM) through a variety of activities and



# YOUTH HOCKEY & FAN DEVELOPMENT

demonstrations. STEM education is a fundamental part of the Anaheim Ducks S.C.O.R.E. program and is utilized to ignite students' interest and passion in the STEM fields.

Recognized as an educational event for all ages by the California State Assembly and as a contributor to informal education by the National Science Teachers' Association, First Flight is completely free to participating schools and students, and the curriculum has been designed to meet the state's educational content standards for grades 3-6. First Flight was the recipient of the 2010 Michael Faraday Science Communicator

Award from the NSTA for its contributions to informal education through its unique and innovative methods to communicate in-class subjects such as math and science. The award was created in 2003 when the Discovery Channel teamed with NSTA, to honor individuals/organizations that are not classroom teachers but who work in or have developed a compatible setting for science communication (e.g., museum, nature center, zoo, state park, aquarium, radio, television, internet, and other science-rich institutions and/or media).

## Captain's Challenge

The Captain's Challenge is a health and fitness program that was created to help students learn to become a captain like the Anaheim Ducks captains of past and present. Through lessons on leadership, perseverance, integrity, courage, and accountability, students will understand how to lead themselves and others to better health and fitness. This month-long program was designed to inspire, motivate, and empower students while placing minimal burden for implementation in the classroom. As an added benefit of participating in the Captain's Challenge activities, students will be better prepared for their fifth grade California Physical Fitness Test.

The Captain's Challenge Fit Finals is the culminating experience for schools in the Captain's Challenge Program. This event helps teachers administer five of the six required testing areas [aerobic capacity, abdominal strength, trunk extensor strength, upper body strength, and flexibility] for the State of California Grade Five Physical Fitness assessment. Anaheim Ducks and community partners are on hand to record students' scores and encourage them in a highly exciting and energetic atmosphere similar to a marathon or 10k race.

## Street Hockey Program

The Anaheim Ducks S.C.O.R.E. Street Hockey program is a free program designed to promote the game of hockey and physical fitness currently implemented in 75 public and private schools throughout Orange, Riverside and San Bernardino Counties.

The 10-day curriculum is intended to be taught as an in-school PE module and is guaranteed to be received by students with excitement. With the help of local educational organizations such as the Orange County Department of Education, the curriculum was created to follow the phys-



ical activity, fitness, balance, motor skills, and movement concepts listed in the California Physical Education Standards for fourth grade students. Street hockey, according to these organizations, is an age-appropriate sport for fourth graders as it addresses many of the physical and mental outcomes for these students. Schools in the program receive a full donation of street hockey equipment which includes sticks, balls, nets, goaltender protection, and student instruction workbooks.

The Anaheim Ducks S.C.O.R.E. Street Hockey Shootout is an annual event inviting all schools from its physical education program to participate in a one-day street hockey festival at Honda Center. The featured portion of the event is a street hockey tournament in which fourth grade students from these schools compete against other schools for the perpetual Ducks S.C.O.R.E. Shootout Cup.

## YOUTH HOCKEY PROGRAMS

Irvine ICE Foundation consists of the Anaheim Jr. Ducks, Anaheim Lady Ducks, and the Anaheim Ducks High School Hockey League. It is a youth hockey organization dedicated to the development of players





at every skill level. The IIF youth hockey programs have 20-plus years of tradition as one of the premier hockey programs in Southern California. USA Hockey recognized The Rinks, the Jr. Ducks and the Lady Ducks as Model Club Associations dedicated to age-appropriate, age-specific skill development, in accordance with USA Hockey's American Development Model. It marked the first time USA Hockey has honored three programs within an organization, while the program became only the 21st in the nation to be honored as a Model Club. The youth hockey programs offer competitive teams for boys (ages 6-18) and girls (ages 6-19).

The Jr. Ducks have produced NHL draft picks, and numerous NCAA Division 1 and 3 student athletes. The Lady Ducks are the leading girls hockey program in Southern California and all of the Western United States, with over 150 athletes signing at the NCAA Division I and III as well as ACHA College Hockey. The San Diego Jr. Gulls joined IIF in October 2020. The Jr. Gulls are the largest youth hockey program in San Diego and one of the top programs in California having consisted of teams from 8-under to 18-under for more than 40 years. There are currently 11 Jr. Gulls teams. The Jr. Gulls have developed players that have progressed to the NHL, other professional leagues, NCAA, Junior A Tier 1 & 2, and the U.S. National Team Development Program (USNTDP).

### **Anaheim Ducks High School Hockey League**

The Anaheim Ducks High School Hockey League (ADHSHL) began with one team in 2008, growing to over 55 teams from over 30 schools in Southern California. The league consists of five divisions (varsity divisions 1-3 and two junior varsity divisions). The ADHSHL All-Star Games take place annually in January and feature some of the best high school hockey players in Southern California. The league features weekly games at various rink locations operated by The Rinks & Great Park Ice, including Anaheim ICE, Great Park Ice & FivePoint Arena, Honda Center, Icetown Carlsbad, Lakewood ICE and San Diego Ice Arena.

The goal of the ADHSHL is to provide student-athletes a positive high school hockey experience on the ice, as well as academically and socially. The league has also won three National Championships at the USA Hockey Nationals, with Santa Margarita winning in 2013, 2018 and 2019 (finalist in 2015). In addition, seven local teams affiliated with the Ducks programs won California State Championships in 2015 with three

additional teams winning the Southern California Amateur Hockey Association Championships. In 2021, the Capistrano Coyotes were a Finalist in the Division 2 National Championship. Numerous players have been drafted by NHL.

### **G.O.A.L. Hockey**

The Anaheim Ducks G.O.A.L. (Growth Outreach & Awareness Locally) Hockey program is a grassroots initiative created to develop community-based projects that promote and educate local Orange County youth about the sport of hockey and the Anaheim Ducks. G.O.A.L. strives to develop new ways to keep our community and youth involved in hockey, whether it be street, inline, or ice. With tournaments, leagues, clinics, or events throughout the NHL season, G.O.A.L. has several programs available to help grow the sport in Southern California.

G.O.A.L. takes pride in implementing a programmatic pathway that molds local youth into hockey players in the community. After youth participate in the S.C.O.R.E. Street Hockey program, participating schools have the opportunity to sign their students up for the i3 Roller Hockey League. Here, students will have the opportunity to continue playing the sport of hockey through 8th grade. Following i3, numerous participants have graduated from roller hockey and take on the new endeavor of ice hockey in the Anaheim Ducks High School Hockey League (ADHSHL).

### **i3 Roller Hockey League**

The Anaheim Ducks i3 (Interscholastic Inline Initiative) Roller Hockey League is an interscholastic league offered to students in 5th-8th grade. The season takes place from March through May with all games taking place directly after school. The league currently consists of junior varsity and varsity divisions, with teams from ten Orange County schools. The Anaheim Ducks host the annual i3 Showcase Games and Skills Competition at The Rinks-Irvine Inline, which features at least one representative from each team. Each representative is selected by their coaches based on their commitment to academics and their team. At the culmination of the season, all participating teams advance to the playoffs for the opportunity to be crowned champions. The Anaheim Ducks have provided opportunities to several Title I schools to assist in providing students the opportunity to play in the league.

# 21ST DUCK



Launched in 2015, the Ducks began the tradition of creating a spot on their Opening Night roster for the 21st Duck to honor a fan who embodies perseverance, character, courage, and inspiration, or is making significant contributions to our community. Each fall, the Ducks receive hundreds of submissions for the 21st Duck, inviting fans to share inspirational stories of Ducks fans who have demonstrated resilience and dedication. Each season, the chosen submission is introduced as the team's 21st Duck as part of the club's home opener at Honda Center.

## Ethan Baroldi - 2022-23

The Ducks introduced 10-year-old Ethan Baroldi as the 2022-23 21st Duck on Oct. 12, 2022 vs. Seattle. Ethan has battled through four heart surgeries, the first coming when he was six weeks old, the most recent in 2020. After the initial surgery, Ethan also suffered a stroke and was airlifted to the hospital, which led to two of his heart surgeries. Through it all, Ethan persevered and began skating at age six as part of the Ducks Learn to Play Program Powered by Ryan Getzlaf and Corey Perry.


As Ethan fell in love with hockey and his beloved Ducks, another potential roadblock would arrive. In 2020, in the middle of the COVID-19 pandemic, doctors would recommend a fourth heart surgery. Not to be denied and after a year away from hockey, Ethan made the Jr. B Ducks team in 2021.

A grateful Ethan and his family have given back to those who were critical in his treatment. His family organized Team Ethan Factor 5 as part of the Orange County Ronald McDonald House Walk for Kids at Honda Center. They also support the American Heart Association, with Ethan inspiring his classmates to join the Jump Rope for Heart campaign.

## Luke Gane - 2021-22

Luke Gane became the sixth 21st Duck honoree on Oct. 13, 2021, during Anaheim's home opener vs. Winnipeg. In 2008, before football practice, Luke Gane experienced a nosebleed that lasted over an hour. The

Edison high school junior had high hopes to earn a football scholarship that year but soon found himself at CHOC hospital needing a bone marrow transplant. His diagnosis: severe aplastic anemia. Luke needed a transplant quickly and out of his four younger brothers, his youngest two (identical twins) brothers were matches. When asked who would help their older brother,



10-year-old Jacob raised his hand just before his twin brother Noah. With chemotherapy and a successful bone marrow transplant from Jacob, Luke had a four month stay at CHOC.

With determination and great support from his family, friends and coaches,

Luke returned for his senior year in high school as a starter on the football team. He was able to help his team to an undefeated regular season and went on to play on the UCLA football team as a preferred walk-on.

Now, Luke, a special education teacher at Westminster High School, jumps at the chance to encourage and inspire CHOC patients. To this day, his doctors will call him to speak to new patients with similar diagnoses and their families to provide words of encouragement and inspiration. He is also a supporter and

advocate for the Aplastic Anemia Foundation (AAMDS). Luke has been a Ducks fan since he was three years old. He loved wearing his Paul Kariya jersey everywhere and played inline hockey throughout his childhood, even inspiring his brothers and his father to take up the sport as well. Today, Luke continues to play ice hockey in a recreational league at The RINKS where his team won the league championship at Anaheim ICE last year. He loved it when the Ducks players would visit him during his CHOC stay and has remained a steadfast supporter of his favorite hockey club.

## Angelique Fong – 2020-21

Angelique Fong became the fifth 21st Duck on Jan. 18, 2021. Angelique is a two-time cancer survivor and mentor to cancer patients. Seven weeks after marrying the love of her life, Angelique, was diagnosed with



breast cancer at age 39. Despite no symptoms, she had started on a cycle of mammograms and MRIs at the age of 35 because her mother was a two-time breast cancer survivor.

Already familiar with Susan G. Komen Orange County because of

her mother's fight against cancer, Angelique served as a mentor to newly diagnosed breast cancer patients, volunteered at their free mobile mammography unit, and was a spokesperson at fundraising events. She turned her passion for running into a purpose: she has run over 40 half marathons and three marathons and counting, including a 48-mile challenge over four days twice, dedicating each mile to fellow cancer warriors.

Five years after winning her first battle, Angelique received the news that her breast cancer returned in April 2019 despite a double mastectomy. After three surgeries, Angelique created a "Radiate Kindness" initiative, including 33 random acts of kindness, one for each of her radiation treatments, to turn her radiation treatment into an opportunity to help others. Gestures ranged from monetary donations to her favorite causes; in-kind donations- homemade blankets to fellow cancer patients and children at CHOC, pet supplies to OC Animal Care, donating books to the library; and pay-it-forward surprises at the drive-thru window.


Due to the COVID-19 pandemic, Angelique was unable to be introduced during the home opener of the 2020-21 season, but the team flipped the script on her. On Feb. 17, 2021, the Ducks players, coaches and staff sat in the Honda Center seats and surprised Angelique with a standing ovation as she was introduced and

walked out onto the ice for the first time.

As a longtime season ticket holder, Angelique credits the Ducks with being an important part of her life and throughout her cancer journey. Because of her perseverance and bravery, Angelique was honored with the Susan G. Komen Orange County 2019 "Most Inspirational Breast Cancer Survivor" Award.

## Lera Doederlein – 2019-20

Lera Doederlein was introduced as the fourth 21st Duck at Honda Center on Oct. 3, 2019. Born in Russia and adopted at the age of 21 months, Doederlein wore leg braces and used crutches most of her life due to being born with a condition called Arthrogryposis Multiplex Congenita (in both legs). After several surgeries and facing life in a wheelchair, Doederlein decided to take control of her mobility in 2017 and elected to have a double above-knee amputation. She was just 14 years of age at the time. Lera became



dedicated to finding and creating her own way in sports as a bilateral amputee, as well as advocating and serving as an ambassador for adaptive sports.

Not long after her surgery, Lera was shown the sport of sled hockey at a sport amputee clinic and quickly fell

in love with the game. Originally from Arizona, Lera began playing for the Arizona Coyotes sled program, and in 2018, she moved to San Diego where she joined the San Diego Ducks Sled hockey team. Beginning on the youth team, she served as a mentor to her teammates through her leadership, kindness and passion for the sport and scored 10 of the team's 19 goals in leading the team to the USA Hockey Disabled Hockey Festival's national championship.

Lera serves as a featured athlete for the Challenged Athletes Foundation, which provides opportunities and support to people with physical challenges, so they can pursue active lifestyles through physical fitness and competitive athletics.

In 2022, Lera represented Team USA at the Paralympic Winter Games in Beijing. She participated in the Sprint Biathlon, Middle-Distance Biathlon, Sprint Cross-Country, Middle-Distance Cross-Country.

## Michael Lu – 2018-19

Michael Lu became the third 21st Duck when he was introduced at Honda Center on Oct. 8, 2018. A dedicated Ducks fan since 1993, Michael was diagnosed with Parkinson's at 28. He plans on not only finding

# 21ST DUCK

a cure for Parkinson's, but to inspire others that this disease is solely just a disease. Parkinson's is a part of him, but it does not define him.

Michael was raised playing roller and ice hockey since age four in the Jr. Ducks program. He continued playing locally until his diagnosis in 2017. Even though he cannot play at the level he once did, he continued to work as a hockey instructor in the Ducks Learn to Play Program where he helped grow children's hockey skills and love for the game.



Michael earned a master's degree in Educational Psychology to counsel children with disabilities. Michael is optimistic and hopeful about life and his journey with Parkinson's. He works with the nonprofit organization Parkinson's Resource Organization as a member of the Board of Directors and is making it his mission to take his diagnosis to help raise awareness for Parkinson's to find a cure.

## Katie Hawley - 2017-18

Katie Hawley became the second 21st Duck on Oct. 5, 2017, when she was introduced at Honda Center. Katie has been battling neuroblastoma since the age of nine, a rare childhood cancer. Katie had defeated cancer twice and endured countless surgeries, chemotherapy sessions, radiation treatments, scans, and blood transfusions.



When Katie was diagnosed with cancer for the third time in December 2016, her spirits were low, and she told her

parents that she did not want to fight anymore. Katie was given tickets to attend a Ducks game with her family. She credits watching that game and her favorite player, Rickard Rakell, as a key to reenergizing her drive to beat the disease.

Katie not only continues to fight the disease, but she also inspires others. Katie is a Courageous Kid

with the Jessie Rees Foundation, a nonprofit organization ensuring that every child fighting cancer has the support to "Never Ever Give Up!" She has also helped raise awareness through the Pediatric Cancer Research Foundation's 5K run, the American Cancer Society's Relay for Life and has created her own way to give back to patients in need through S.O.S., Stuff Our Slippers.

As part of her 21st Duck experience, Katie joined the team for practice to prepare for her Opening Night skate onto Honda Center ice - joined Rickard Rakell on the pre-game Orange Carpet - and then was led out onto the ice by Rakell and Corey Perry for player introductions, where she told them both to score goals that night. Perry had two goals in the game, and Rakell broke a 4-4 tie with the eventual game-winner late in regulation.

## Kai Quinonez - 2015-16

Kai Quinonez is the inaugural 21st Duck. He was introduced to a sold-out crowd during the Ducks home opener on Oct. 12, 2015, at Honda Center through the Make-A-Wish Foundation of Orange County and Inland Empire. A youth hockey player, Kai was diagnosed with aplastic anemia when he was nine, and through the Make-A-Wish Foundation, he was afforded the opportunity to practice with the Ducks and join them for the home opener.



Kai was originally granted a day with the team and took part in a practice with Ducks players but was surprised by the club in what was the start of an inspiring new tradition. Kai, then 13 years old, arrived for Opening Night to walk the Orange Carpet with his favorite player, Hampus Lindholm. Kai skated out onto the Honda Center ice during the player introduction and was introduced as the 21st member of the Ducks for the 2015-16 season.

As part of his Make-A-Wish, Upper Deck surprised Kai by unveiling his very own Upper Deck Young Guns rookie card during the game at Honda Center in front of his family and fans in attendance. With a dream to play hockey, Kai played in multiple seasons for Los Alamitos High School in the Anaheim Ducks High School Hockey League from 2017-19.



TEEMU SELANNE

# PLAYERS



# SAM CARRICK

<b>POSITION</b>	<b>HEIGHT</b>	<b>WEIGHT</b>	<b>SHOOTS</b>
C	6-0	197	RIGHT

## 2022-23

- Appeared in his seventh NHL season, his fifth with Anaheim, recording 3-4=7 points with 86 PIM in 52 games. Ranked third among Anaheim leaders in hits (97) and led in hits per 60 minutes (10.70).
- Recorded his third and fourth assists, his first multi-assist game of the season (0-2=2), Apr. 2 @ CGY.
- Scored his first goal of the season, Dec. 17 @ EDM.
- Recorded his first point of the season (assist), Nov. 17 @ WPG.
- Missed Anaheim's first 15 games following surgery in May to repair a torn labrum in his left hip. Made his season debut Nov. 15 vs. DET.
- Went scoreless in four games with San Diego (AHL) on a Long-Term Injury Conditioning Loan, Nov. 2-11.

## CAREER

- In 2021-22, set personal bests in points (11-8=19), goals, assists, games played (64), PIM (85), hits (122) and FOW (204).
- Recorded his first career multi-goal effort in his 100th career NHL game, Mar. 23 vs. CHI (2-0=2).
- Appeared in nine games with the Ducks in 2019-20. Scored his first career SHG and first goal as a Duck on a career-high seven shots in a 6-5 shootout victory Dec. 21, 2019 @ NYI.
- Leads San Diego (AHL) in all-time scoring (84-94=178), goals, PPG (24), SHG (9), assists and appearances (222) following his acquisition and debut in 2016-17.
- Set San Diego single-season records in points (32-29=61) and goals (32) in 2018-19. He led San Diego to the 2019 Western Conference Finals with 7-7=14 points in 16 playoff games.
- Made his NHL debut with Toronto Nov. 1, 2014 vs. CHI and scored his first career NHL goal Mar. 26, 2015 vs. FLA (Roberto Luongo).
- Has scored 138-171=309 points with a +55 rating and 690 PIM in 471 career AHL games with San Diego (2017-22), Rockford (2016-17) and Toronto (2012-16).

## PERSONAL

- His brother, Trevor, is also a member of the Ducks organization.
- He and his three brothers, Trevor, Jake and Josh, created Carrick Bros. Maple, a collection of maple syrup, maple water, granulated maple sugar and maple cream. The family farm is located in the forests of South Algonquin, Ontario.
- His favorite TV shows are Trailer Park Boys and The Office and his go-to karaoke song is Bohemian Rhapsody by Queen.

**BORN**

February 4, 1992 (31); Markham, Ontario

**ACQUIRED**

From Chicago with Spencer Abbott in exchange for Kenton Helgesen and a seventh-round selection in the 2019 NHL Draft, March 1, 2017

**DRAFTED**

By Toronto in the fifth round (144th overall) of the 2010 NHL Draft

**CONTRACT**

Signed a two-year contract extension through 2023-24, Apr. 26, 2022

**39****CAREER STATISTICS**

SEASON	TEAM	LEAGUE	REGULAR SEASON						PLAYOFFS				
			GP	G	A	PTS.	PIM	+/-	GP	G	A	PTS.	PIM
2008-09	Brampton	OHL	61	10	11	21	47	-2	21	1	0	1	16
2009-10	Brampton	OHL	66	21	21	42	96	0	8	2	2	4	8
2010-11	Brampton	OHL	59	16	23	39	74	-15	4	0	1	1	4
2011-12	Brampton	OHL	68	37	30	67	104	+9	8	4	4	8	16
2012-13	Idaho	ECHL	50	16	21	37	70	+15	-	-	-	-	-
	Toronto	AHL	19	2	2	4	18	-2	5	0	0	0	0
2013-14	Toronto	AHL	62	14	21	35	115	+17	14	5	4	9	10
<b>2014-15</b>	Toronto	AHL	59	9	18	27	112	-1	5	1	2	3	4
	<b>TORONTO</b>	<b>NHL</b>	<b>16</b>	<b>1</b>	<b>1</b>	<b>2</b>	<b>9</b>	<b>+1</b>	-	-	-	-	-
<b>2015-16</b>	Toronto	AHL	52	16	18	34	90	+11	12	0	5	5	19
	<b>TORONTO</b>	<b>NHL</b>	<b>3</b>	<b>0</b>	<b>0</b>	<b>4</b>	<b>-2</b>	-	-	-	-	-	-
2016-17	Rockford	AHL	57	11	17	28	85	-14	-	-	-	-	-
	San Diego	AHL	15	3	8	11	20	+3	10	4	3	7	1
2017-18	San Diego	AHL	67	13	28	41	83	+2	-	-	-	-	-
<b>2018-19</b>	San Diego	AHL	61	32	29	61	90	+7	16	7	7	14	21
	<b>ANAHEIM</b>	<b>NHL</b>	<b>6</b>	<b>0</b>	<b>1</b>	<b>1</b>	<b>2</b>	<b>-1</b>	-	-	-	-	-
<b>2019-20</b>	San Diego	AHL	46	23	20	43	40	+27	-	-	-	-	-
	<b>ANAHEIM</b>	<b>NHL</b>	<b>9</b>	<b>1</b>	<b>1</b>	<b>2</b>	<b>0</b>	<b>-3</b>	-	-	-	-	-
<b>2020-21</b>	San Diego	AHL	27	14	10	24	19	+5	-	-	-	-	-
	<b>ANAHEIM</b>	<b>NHL</b>	<b>13</b>	<b>2</b>	<b>4</b>	<b>6</b>	<b>28</b>	<b>+4</b>	-	-	-	-	-
<b>2021-22</b>	San Diego	AHL	2	1	0	1	14	0	-	-	-	-	-
	<b>ANAHEIM</b>	<b>NHL</b>	<b>64</b>	<b>11</b>	<b>8</b>	<b>19</b>	<b>85</b>	<b>-12</b>	-	-	-	-	-
<b>2022-23</b>	<b>ANAHEIM</b>	<b>NHL</b>	<b>52</b>	<b>3</b>	<b>4</b>	<b>7</b>	<b>86</b>	<b>-17</b>	-	-	-	-	-
	San Diego	AHL	4	0	0	0	4	0	-	-	-	-	-
<b>NHL TOTALS</b>			<b>163</b>	<b>18</b>	<b>19</b>	<b>37</b>	<b>214</b>	<b>-30</b>	-	-	-	-	-
<b>ANAHEIM TOTALS</b>			<b>144</b>	<b>17</b>	<b>18</b>	<b>35</b>	<b>201</b>	<b>-29</b>	-	-	-	-	-

**CAREER****FIRSTS**Goal: Mar. 26, 2015 vs. FLA  
(Roberto Luongo)

Assist: Mar. 21, 2015 @ OTT

Point: Mar. 21, 2015 @ OTT  
(assist)**HAT TRICKS**

None

**MULTIPLE-POINT GAMES**3 (1 multiple-goal,  
2 multiple-assist)**OT GOALS**

None

**GAME HIGHS****GOALS**

2, Mar. 23, 2022 vs. CHI

**ASSISTS**2, two times (last: Apr. 2, 2023  
@ CGY; 0-2=2)**POINTS**2, two times (last: Apr. 2, 2023  
@ CGY; 0-2=2)**PIM**

15, Feb. 21, 2023 @ TBL

**TOI**

18:22, Apr. 3, 2022 vs. EDM

**SHOTS**

6, Nov. 5, 2021 @ ARI

**PLUS/MINUS**+2, two times (last: Apr. 2,  
2023 @ CGY)**STREAKS****GOALS**Two games (Nov. 5-7, 2021;  
2-0=2)**ASSISTS**Two games, two times (last:  
Feb. 19-22, 2022; 0-3=3)**POINTS**Two games, seven times (last:  
Feb. 19-22, 2022; 0-3=3)**PENALTY SHOTS**

None



# JAMIE DRYSDALE

POSITION	HEIGHT	WEIGHT	SHOOTS
D	5-11	185	RIGHT

## 2022-23

- Appeared in his third NHL season with Anaheim, skating in eight scoreless games.
- Recorded a +1 rating in Anaheim's season-opening 5-4 OT win Oct. 12 vs. SEA.
- Missed 74 games due to a torn labrum in his left shoulder Oct. 30-Apr. 13.

## CAREER

- Set NHL single-season career highs in 2021-22, including points (4-28=32), goals, assists and appearances (81). His 28 assists marked the second-most in Ducks franchise history, trailing only Cam Fowler (30 in 2010-11). Among all NHL rookies in 2021-22, ranked second in assists. Among all rookie defensemen, ranked second in points, assists, shots (137) and appearances.
- Became one of four rookie defensemen in Ducks history to record 30-or-more points, joining Hampus Lindholm (2013-14, 30), Cam Fowler (2010-11, 40) and Francois Beauchemin (2005-06, 34).
- Scored his first career OT goal, Oct. 18 @ CGY. At 19 years, 193 days, became the fifth-youngest defenseman (six instances) in NHL history to score a regular season OT goal, of the six instances, three have been Ducks: Cam Fowler (twice in 2011: Feb. 11, 2011 vs. CGY (19 years, 68 days) and Mar. 23, 2011 vs. DAL (19 years, 108 days).
- Was the only defenseman selected in the 2020 NHL Draft to appear in an NHL game in 2020-21, scoring 3-5=8 points in 24 contests. Ranked fifth among NHL rookies in TOI/game (19:35) and was second among Ducks blueliners in goals.
- Scored a goal and added an assist in his NHL debut, Mar. 18, 2021 vs. ARI at 18 years, 344 days, becoming the third defenseman in NHL history to record multiple points in his NHL debut at age 18-or-younger (Petr Svoboda, MTL; Oct. 11, 1984 @ BUF and Ray Bourque, BOS; Oct. 11, 1979 @ WPG). His first career NHL goal marked only the fourth time in NHL history an 18-year-old scored a goal in his NHL debut (Bourque in the aforementioned game, Scott Stevens, WSH; Oct. 6, 1982 @ NYR & Jason Doig, WPG; Oct. 7, 1995 vs. DAL). Became the youngest Ducks player in 25 years and the second-youngest player in franchise history to score a goal in his NHL debut (Chad Kilger, Oct. 9, 1995 @ WPG; 18 years, 316 days). Also became the third-youngest Ducks defenseman to score a goal (fourth-youngest player overall) and the youngest-ever player in franchise history to record two points in his NHL debut.
- Was named an OHL First Team All-Star in 2019-20 after scoring 9-38=47 points with a +9 rating and 24 PIM in 49 games with the Erie Otters. Ranked 10th among OHL defensemen in points per game (.96) while leading Erie blueliners in goals, assists, scoring, power-play assists (19) and power-play goals (3).
- Was also named to the 2018-19 OHL First All-Rookie Team after scoring 7-33=40 points in 63 games.

## INTERNATIONAL:

- Represented Team Canada in back-to-back World Junior Championships in 2020 and 2021. Won a gold medal at the 2020 tournament, recording 1-2=3 points in seven games. He became the youngest defenseman since 2001 to appear in a World Junior Championship for Canada in 2020 (Jay Bouwmeester, 17 years, 3 months), and the sixth-youngest Canadian defenseman all-time.
- Won silver at the 2021 World Junior Championship and the 2019 Hlinka Gretzky Cup (silver). Also appeared at the 2019 U-18 World Championship and 2019 U-17 World Hockey Challenge.



## BORN

April 8, 2002 (21); Toronto, Ontario

## DRAFTED

By Anaheim in the first round (sixth overall) of the 2020 NHL Draft

## CONTRACT

Signed a three-year contract through 2025-26, Oct. 5, 2023

# 6

## CAREER STATISTICS

SEASON	TEAM	LEAGUE	REGULAR SEASON						PLAYOFFS				
			GP	G	A	PTS.	PIM	+/-	GP	G	A	PTS.	PIM
2018-19	Erie	OHL	63	7	33	40	20	-24	-	-	-	-	-
2019-20	Erie	OHL	49	9	38	47	24	+9	-	-	-	-	-
2020-21	San Diego	AHL	14	4	6	10	6	+1	3	0	2	2	0
	ANAHEIM	NHL	24	3	5	8	6	-12	-	-	-	-	-
2021-22	ANAHEIM	NHL	81	4	28	32	16	-26	-	-	-	-	-
2022-23	ANAHEIM	NHL	8	0	0	0	2	-3	-	-	-	-	-
<b>NHL TOTALS</b>			<b>113</b>	<b>7</b>	<b>33</b>	<b>40</b>	<b>24</b>	<b>-41</b>	-	-	-	-	-

### CAREER

#### FIRSTS

Goal: Mar. 18, 2021 vs. ARI (Adin Hill)

Assist: Mar. 18, 2021 vs. ARI

Point: Mar. 18, 2021 vs. ARI (goal)

#### HAT TRICKS

None

#### MULTIPLE-POINT GAMES

6 (0 multiple-goal, 4 multiple-assist)

#### OT GOALS

1 (Oct. 18, 2021 @ CGY; 3-2)

### GAME HIGHS

#### GOALS

1, seven times (last: Mar. 31, 2022 vs. DAL)

#### ASSISTS

2, four times (last: Apr. 9, 2022 @ PHI; 0-2=2)

#### POINTS

2, six times (last: Apr. 9, 2022 @ PHI; 0-2=2)

#### PIM

4, Nov. 24, 2022 @ COL

#### TOI

25:38, May 8, 2021 @ MIN

#### SHOTS

7, Apr. 1, 2022 @ ARI

#### PLUS/MINUS

+4, Apr. 1, 2022 @ ARI

### STREAKS

#### GOALS

None

#### ASSISTS

Two games, four times (last: Mar. 1-4, 2022; 0-2=2)

#### POINTS

Two games, six times (last: Mar. 31-Apr. 1, 2022; 1-1=2)

#### PENALTY SHOTS

None



# CAM FOWLER

POSITION	HEIGHT	WEIGHT	SHOOTS
D	6-1	217	LEFT

## 2022-23

- In his 13th season with Anaheim, set new career-highs in points (10-38=48) and assists, and matched his career-best playing in all 82 games (was one of two Anaheim skaters to appear in all 82 games).
- Led Anaheim defensemen in points, goals, assists and TOI/game (24:10). His 48 points were the most by an Anaheim defenseman in a single season since Lubomir Visnovsky's 18-50=68 points in 2010-11 and tied for ninth most in franchise history.
- Skated in an NHL regular season record 38:54 TOI, Apr. 8 @ ARI. His TOI surpassed CGY's Dennis Wideman's 35:08 TOI, Jan. 18, 2014 @ VAN (TOI tracking began in 1997-98).
- Talled a career-tying three assists (0-3=3), Mar. 12 vs. NSH. Matched his prior best Feb. 15, 2016 @ CGY (0-3=3).
- Recorded his 400th career point, becoming the first defenseman and sixth skater in Ducks history to record 400 points (90-310=400), Feb. 25 @ CAR. Joins Ryan Getzlaf (1,019), Teemu Selanne (988), Corey Perry (776), Paul Kariya (669) & Steve Rucchin (432).
- Earned two assists (0-2=2), his 65th career multi-point game, surpassing Scott Niedermayer (64) for sole possession of the most in franchise history by a defenseman, Feb. 17 vs. LAK.
- Earned a career-tying +4 rating three times: Apr. 1, 2022 @ ARI, Jan. 26 @ COL and Jan. 24 @ ARI.
- Recorded his 300th career assist, Jan. 13 vs. NJD, the fifth Duck to record 300 assists, joining Getzlaf (737), Selanne (531), Perry (404) & Kariya (369).
- Had multiple points in three straight games Nov. 15-19 (1-5=6), one of four defensemen in Ducks history with multiple points in three straight games, the first since Scott Niedermayer in 2008-09 (1-6=7).
- Had a five-game point streak Nov. 15-23 (2-6=8), tying his career high set four prior times.

## CAREER

- Entered the 2022-23 season as the all-time franchise leader among defensemen in points (366), assists (285), SHG (4) and appearances (811). Also came into the campaign leading all franchise defensemen in GWG (17) and co-leading in SHP (8).
- Has the most points, assists, PPP (142), SHG and appearances among defensemen selected in the 2010 NHL Draft.
- Became the first Ducks defenseman to appear in 800 games, Mar. 31 vs. DAL.
- Became the franchise's all-time leading goal scorer among defensemen with his 61st career tally to surpass Scott Niedermayer, Oct. 29, 2019 vs. WPG and also surpassed Niedermayer for the club's all-time points record by a blueliner, Mar. 8, 2019 vs. MTL.
- Became the seventh defenseman in NHL history to record three goals, including the OT winner, Nov. 4 vs. CBJ. The last three such instances were accomplished by the Ducks (Lubomir Visnovsky Mar. 4, 2011 vs. DAL and Hampus Lindholm Dec. 21, 2017 @ NYI). No other NHL team has had a defenseman accomplish the feat since Dec. 2003 (MTL's Sheldon Souray).
- Won the Memorial Cup and OHL championship in 2010. Was named to the 2010 Memorial Cup All-Star Team and led all defensemen in scoring during the tournament with 2-4=6 points in four games.

## INTERNATIONAL:

- Represented Team USA at the 2014 Olympic Winter Games and back-to-back World Championship (2011 and 2012).
- Helped Team USA win gold medals at the 2010 World Junior Championship and 2009 U-18 World Championship.

## BORN

December 5, 1991 (31); Windsor, Ontario

## DRAFTED

By Anaheim in the first round (12th overall) of the 2010 NHL Draft

## CONTRACT

Signed an eight-year contract extension through 2025-26, July 1, 2017

# 4

## PERSONAL:

- Nickname: C4
- His favorite pregame meal is Chicken Parm and his go-to karaoke song is Landslide by Fleetwood Mac.
- Shares a birthday (Dec. 5) with Walt Disney, Taylor Swift and Britney Spears.

## CAREER STATISTICS

SEASON	TEAM	LEAGUE	REGULAR SEASON						PLAYOFFS				
			GP	G	A	PTS.	PIM	+/-	GP	G	A	PTS.	PIM
2009-10	Windsor	OHL	55	8	47	55	14	+38	19	3	11	14	10
2010-11	ANAHEIM	NHL	76	10	30	40	20	-25	6	1	3	4	2
2011-12	ANAHEIM	NHL	82	5	24	29	18	-28	-	-	-	-	-
2012-13	Sodertalje	Sweden-2	14	2	5	7	14	+9	-	-	-	-	-
	ANAHEIM	NHL	37	1	10	11	4	-4	7	0	3	3	0
2013-14	ANAHEIM	NHL	70	6	30	36	14	+15	13	0	4	4	4
	United States	Olympics	6	1	0	1	0	+4	-	-	-	-	-
2014-15	ANAHEIM	NHL	80	7	27	34	14	+4	16	2	8	10	2
2015-16	ANAHEIM	NHL	69	5	23	28	27	-8	7	1	2	3	4
2016-17	ANAHEIM	NHL	80	11	28	39	20	+7	13	2	7	9	2
2017-18	ANAHEIM	NHL	67	8	24	32	28	+3	-	-	-	-	-
2018-19	ANAHEIM	NHL	59	5	18	23	20	-14	-	-	-	-	-
2019-20	ANAHEIM	NHL	59	9	20	29	20	0	-	-	-	-	-
2020-21	ANAHEIM	NHL	56	5	18	23	18	-4	-	-	-	-	-
2021-22	ANAHEIM	NHL	76	9	33	42	14	-9	-	-	-	-	-
<b>NHL TOTALS</b>			<b>811</b>	<b>81</b>	<b>285</b>	<b>366</b>	<b>217</b>	<b>-63</b>	<b>62</b>	<b>6</b>	<b>27</b>	<b>33</b>	<b>14</b>

## CAREER

### FIRSTS

Goal: Oct. 17, 2010 vs. PHX  
(Jason LaBarbera)

Assist: Oct. 9, 2010 @ NSH

Point: Oct. 9, 2010 @ NSH  
(assist)

### HAT TRICKS

1, Nov. 4, 2018 vs. CBJ

### MULTIPLE-POINT GAMES

56 (2 multiple-goal, 33 multiple-assist)

### OT GOALS

4 (last: Nov. 4, 2018 vs. CBJ;  
3-2)

## GAME HIGHS

### GOALS

3, Nov. 4, 2018 vs. CBJ

### ASSISTS

3, three times (last: Feb. 15,  
2016 @ CGY)

### POINTS

3, five times (last: Nov. 4, 2018  
vs. CBJ; 3-0=3)

### PIM

5, Oct. 14, 2015 vs. ARI

### TOI

35:11, Jan. 31, 2022 @ DET

### SHOTS

8, Mar. 22, 2017 vs. EDM

### PLUS/MINUS

+4, Apr. 1, 2022 vs. ARI

## STREAKS

### GOALS

Three games, Jan. 22-Feb. 2,  
2011 (3-0=3)

### ASSISTS

Five games, Feb. 22-Mar. 3,  
2021 (1-6=7)

### POINTS

Five games, four times (last:  
Nov. 7-16, 2022; 1-4=5)

### PENALTY SHOTS

None



# JOHN GIBSON

POSITION	HEIGHT	WEIGHT	CATCHES
G	6-3	217	LEFT

## 2022-23

- In his 10th season with Anaheim, went 14-31-8 with a 3.99 GAA and .899 SV% in 53 games (52 starts).
- His career-high 1,783 saves were the most by any NHL goaltender in his first 53 games of a season since Gump Worsley stopped 1,893 shots for the NYR through 53 games in 1962-63 (60 seasons ago). Worsley (three times: aforementioned 1962-63, 1,854 in 1960-61 and 1,853 in 1955-56 all with NYR) and Jacques Plante (1,874 in 1963-64) are the only goaltenders to stop more shots through 53 games in NHL history.
- Set an NHL single-season record for most shots against per 60 minutes (39.6, minimum 10 appearances).
- Led the NHL in 50-save games (3), 45-plus save games (5), 40-plus save games (11) and 35-plus save games (24), ranked third in saves (1,783)...was the lone goaltender with four games or more with 45-plus saves.
- Set Anaheim's all-time record for saves with his 11,814th career save, Mar. 10 @ CGY, passing Guy Hebert (11,813).
- Stopped 50-plus shots in three February games (53, Feb. 10 vs. PIT; 51, Feb. 20 @ FLA; 51, Feb. 25 @ CAR), becoming the second NHL goaltender with three outings with 50-plus saves in a single month (also Gump Worsley, Jan. 1963; three times).
- Set a franchise record with 53 saves while facing a club record 59 shots, Feb. 10 vs. PIT, surpassing his prior mark of 52 set Apr. 12, 2022 @ FLA
- Won his 174th career game, passing Guy Hebert for second on the Ducks all-time list, Jan. 19 @ CBJ.
- Stopped all 35 shots to earn his first shutout and 24th of his career, Jan. 4 vs. DAL.
- Stopped two penalty shots (Oct. 30 vs. TOR, Alexander Kerfoot and Mar. 1, 2023 vs. WAS, Anthony Mantha), the eighth and ninth penalty shot saves of his career in 11 attempts. His seven penalty shot saves since the start of 2020-21 lead the NHL.
- Recorded a primary assist on Troy Terry's OT goal (fifth career, assist) and stopped 44 shots in his first win, Oct. 12 vs. SEA.
- Missed eight games due to injury or illness, including five due to lower-body injury Dec. 15-23 and three due to illness Apr. 5-9.

## CAREER

- Entered 2023-24 third among all-time franchise leaders in wins (166), SV% (.915; min. 150 games), GAA (2.67; min. 150 games), shutouts (23), saves (10,319) and appearances (370).
- Is the only Ducks goaltender to represent the club at three All-Star Games, including 2022 in Las Vegas, 2016 Nashville and 2019 in San Jose..
- Surpassed the individual single-season franchise record for SV% in 2017-18 (.924, Jonas Hiller in 2010-11, Gibson in 2016-17) with a .926 mark (Ryan Miller also topped the previous record with a .928 SV%).
- Combined with Frederik Andersen to win the first William M. Jennings Trophy in franchise history (192 GA) in 2015-16. Recorded his first career 20-win season (21-13-4).
- At 20 years, 297 days, stopped all 18 shots to become the youngest NHL goaltender since Buffalo's Darren Puppa (Nov. 1, 1985 @ EDM; 20 years, 223 days) to record a shutout in his NHL debut.

## INTERNATIONAL:

- Has represented Team USA at the 2013 World Championship (bronze), back-to-back World Junior Championships in 2012 and 2013 (gold) and 2011 U-18 World Championship (gold). Also played for Team North America at the 2016 World Cup of Hockey.

## BORN

July 14, 1993 (30); Pittsburgh, Pennsylvania

## DRAFTED

By Anaheim in the second round (39th overall) of the 2011 NHL Draft

## CONTRACT

Signed an eight-year contract extension through 2026-27, Aug. 4, 2018

# 36

- During the 2013 WJC, became the first U.S. goaltender and second American overall to be named MVP after Zach Parise in 2004. Was also the first goaltender overall since Steve Mason (Canada) in 2008.

## PERSONAL:

- Nickname: Gibby
- His favorite TV show is Yellowstone and the film he enjoys most is Ace Ventura.
- If he could eat a cheat meal, it would be a McDonald's Quarter Pounder with Cheese.

## CAREER STATISTICS

SEASON	TEAM	LEAGUE	REGULAR SEASON							PLAYOFFS					
			GP	MIN	GA	SO	GAA	SV%	W-L-OT	GP	MIN	GA	SO	GAA	W-L
2011-12	Kitchener	OHL	32	1897	87	1	2.75	.928	21-10-0	16	898	40	1	2.67	8-7
2012-13	Kitchener	OHL	27	1615	65	1	2.41	.928	17-9-1	10	609	22	1	2.17	5-5
	Norfolk	AHL	1	40	3	0	4.50	.857	0-0-0	-	-	-	-	-	-
2013-14	Norfolk	AHL	45	2587	101	5	2.34	.919	21-17-0	6	373	9	1	1.45	4-2
	ANAHEIM	NHL	3	181	4	1	1.33	.954	3-0-0	4	200	9	1	2.70	2-2
2014-15	ANAHEIM	NHL	23	1340	58	1	2.60	.914	13-8-0	-	-	-	-	-	-
	Norfolk	AHL	11	665	23	1	2.07	.935	6-3-2	-	-	-	-	-	-
2015-16	San Diego	AHL	13	775	34	1	2.63	.917	7-4-1	-	-	-	-	-	-
	ANAHEIM	NHL	40	2295	79	4	2.07	.920	21-13-4	2	117	6	0	3.08	0-2
2016-17	ANAHEIM	NHL	52	2950	109	6	2.22	.924	25-16-9	16	879	38	0	2.59	9-5
2017-18	ANAHEIM	NHL	60	3428	139	4	2.43	.926	31-18-7	4	217	13	0	3.59	0-4
2018-19	ANAHEIM	NHL	58	3233	153	2	2.84	.917	26-22-8	-	-	-	-	-	-
2019-20	ANAHEIM	NHL	51	2982	149	1	3.00	.904	20-26-5	-	-	-	-	-	-
2020-21	ANAHEIM	NHL	35	2031	101	3	2.98	.903	9-19-7	-	-	-	-	-	-
2021-22	ANAHEIM	NHL	56	3236	172	1	3.19	.904	18-26-11	-	-	-	-	-	-
2022-23	ANAHEIM	NHL	53	3005	200	1	3.99	.899	14-31-8	-	-	-	-	-	-
<b>NHL TOTALS</b>			<b>431</b>	<b>24680</b>	<b>1164</b>	<b>24</b>	<b>2.83</b>	<b>.912</b>	<b>180-179-59</b>	<b>26</b>	<b>1412</b>	<b>66</b>	<b>1</b>	<b>2.80</b>	<b>11-13</b>

## CAREER

### FIRSTS

Win: Apr. 7, 2013 @ VAN (3-0 win, 18 saves)

Start: ○

Appearance: ○

## GAME HIGHS

### SAVES

53, Feb. 10, 2023 vs. PIT

### SHOTS FACED

59, Feb. 10, 2023 vs. PIT

### POINTS

7, three times (last: Feb. 12, 2023 @ VGK)

## STREAKS

### WINNING

Seven games, Oct. 31-Nov. 16, 2021

### REGULATION LOSING

Five games, two times (last: Apr. 9-24, 2021)

### SHUTOUT SEQUENCE

184:30, Dec. 27, 2015-Jan. 3, 2016 (spanning four games)

### CONSECUTIVE GAMES PLAYED

13 games, Dec. 20, 2018-Jan. 19, 2019

## STREAKS

### CONSECUTIVE STARTS

13 games, Dec. 20, 2018-Jan. 19, 2019

### PENALTY SHOTS

9-11 (last: Mar. 1, 2023 vs. WAS, Anthony Mantha; unsuccessful)

### CAREER SHOOTOUT STATISTICS

17-15 record (70-110, .636)



# RADKO GUDAS

POSITION	HEIGHT	WEIGHT	SHOOTS
D	6-0	207	RIGHT

## 2022-23

- Helped the Florida Panthers to the 2023 Stanley Cup Final, recording three assists with 34 PIM. Led all skaters in postseason hits (91), ranked seventh in blocked shots (35) and ninth in shorthanded TOI (46:37 total).
- In his 11th NHL season and third with Florida, earned 2-15=17 points with a +14 rating and 79 PIM in n 72 games.
- His 312 hits set a single-season career high and Panthers franchise record, and ranked second among all NHL skaters in 2022-23.
- His 917 hits are a Panther club record by a single player (917), surpassing Vincent Trocheck's prior record of 761, Jan. 23 @ NYR. He recorded 33 games with five or more hits.
- Has finished in the top two of NHL hits leaders each of the last three seasons, leading all NHL skaters in hits with the Panthers in back-to-back seasons in 2021-22 (355) and 2020-21 (250).
- Tied a single-game career high with three assists (0-3=3) and had a team and season-high 10 hits, Apr. 13 vs. CAR. Matched a career high with seven blocked shots, Feb. 28 @ TBL.

## CAREER

- Set single-season career highs in points (6-17=23) and goals with the Flyers in 2016-17, and assists (19) with the Lightning in 2013-14.
- Over the last two seasons, he has registered a +41 rating while he is +62 since the 2019-20 campaign. Has been a plus or even player each of the last seven seasons (+76 since 2016-17). Is also a plus or even player nine of his 11 seasons.
- Since his NHL debut in 2012-13, ranks second among NHL leaders in hits (2,565). His 355 hits in 2021-22 are the fifth-most in a single season by an NHL player the last 10 seasons.
- Led his team in hits on five occasions, including 2021-22 and 2022-23 (Florida), 2015-16 and 2016-17 (Philadelphia) and 2013-14 (Tampa Bay).
- He also leads all Czechia-born NHL players in career hits, and paces Czechia-born NHL defensemen in points, goals, assists and hits since his debut in 2012-13.
- Won a Calder Cup championship in 2012 with the Norfolk Admirals (AHL), scoring two goals during the postseason. He led the AHL with a +32 rating in 2012-13 with Syracuse and was named an AHL All-Star.
- He began his professional career in his home country, recording one assist in seven games with HC Kladno in 2008-09.

## INTERNATIONAL:

- Represented Czechia at the 2014 Winter Olympics in Sochi, appearing in all three games.
- Also appeared for Czechia at three straight World Championships (2017, 2018 and 2019), and back-to-back World Junior Championships (2009 and 2010).
- Has appeared in 46 international tournament games with Czechia at the Olympics, World Championships and World Junior Championships.

## PERSONAL:

- Nickname: The Butcher
- His father, Leo Gudas, helped Czechoslovakia to a bronze medal at the 1992 Winter Olympics as a defenseman. He also won five medals at the IIHF World Championships (four bronze and one silver), and silver at the 1985 WJC.

## BORN

June 5, 1990 (33); Prague, Czechia

## DRAFTED

By Tampa Bay in the third round (66th overall) of the 2010 NHL Draft

## CONTRACT

Signed a three-year contract through 2025-26, July 1, 2023

# 7

- His brother-in-law, former NHL goaltender Michael Neuvirth, is married to his sister Karolina, a Czech singer and actress.

## CAREER STATISTICS

SEASON	TEAM	LEAGUE	REGULAR SEASON							PLAYOFFS				
			GP	G	A	PTS.	PIM	+/-	GP	G	A	PTS.	PIM	
2006-07	Berounsti Medvedi	Czechia 2	9	0	1	1	6	-3	-	-	-	-	-	
	Kladno Jr.	Czechia Jr.	15	0	1	1	18	-2	1	0	0	0	0	
2007-08	Kladno	Czechia	-	-	-	-	-	-	1	0	0	0	0	
	Kladno Jr.	Czechia Jr.	35	0	4	4	61	-7	8	1	1	2	29	
2008-09	Kladno	Czechia	7	0	1	1	8	-3	7	0	0	0	2	
	Berounsti Medvedi	Czechia 2	21	0	3	3	74	-7	11	1	3	4	36	
	Kladno Jr.	Czechia Jr.	2	0	1	1	0	+2	-	-	-	-	-	
2009-10	Everett	WHL	65	7	30	37	151	+45	3	0	2	2	4	
2010-11	Norfolk	AHL	76	4	13	17	165	+15	6	0	0	0	7	
2011-12	Norfolk	AHL	73	7	13	20	195	+19	16	0	3	3	14	
<b>2012-13</b>	Syracuse	AHL	57	4	16	20	207	+32	12	2	0	2	34	
	<b>TAMPA BAY</b>	<b>NHL</b>	<b>22</b>	<b>2</b>	<b>3</b>	<b>5</b>	<b>+3</b>	<b>38</b>	-	-	-	-	-	
<b>2013-14</b>	<b>TAMPA BAY</b>	<b>NHL</b>	<b>73</b>	<b>3</b>	<b>19</b>	<b>22</b>	<b>152</b>	<b>+2</b>	<b>3</b>	<b>0</b>	<b>1</b>	<b>1</b>	<b>9</b>	
	Czechia	Olympics	3	0	0	0	4	-1	-	-	-	-	-	
<b>2014-15</b>	<b>TAMPA BAY</b>	<b>NHL</b>	<b>31</b>	<b>2</b>	<b>3</b>	<b>5</b>	<b>34</b>	<b>-5</b>	-	-	-	-	-	
<b>2015-16</b>	<b>PHILADELPHIA</b>	<b>NHL</b>	<b>76</b>	<b>5</b>	<b>9</b>	<b>14</b>	<b>116</b>	<b>-3</b>	<b>6</b>	<b>0</b>	<b>0</b>	<b>0</b>	<b>18</b>	
<b>2016-17</b>	<b>PHILADELPHIA</b>	<b>NHL</b>	<b>67</b>	<b>6</b>	<b>17</b>	<b>23</b>	<b>93</b>	<b>+8</b>	-	-	-	-	-	
<b>2017-18</b>	<b>PHILADELPHIA</b>	<b>NHL</b>	<b>70</b>	<b>2</b>	<b>14</b>	<b>16</b>	<b>83</b>	<b>0</b>	<b>6</b>	<b>0</b>	<b>0</b>	<b>0</b>	<b>9</b>	
<b>2018-19</b>	<b>PHILADELPHIA</b>	<b>NHL</b>	<b>77</b>	<b>4</b>	<b>16</b>	<b>20</b>	<b>63</b>	<b>+6</b>	-	-	-	-	-	
<b>2019-20</b>	<b>WASHINGTON</b>	<b>NHL</b>	<b>63</b>	<b>2</b>	<b>13</b>	<b>15</b>	<b>40</b>	<b>+15</b>	<b>5</b>	<b>0</b>	<b>2</b>	<b>2</b>	<b>2</b>	
<b>2020-21</b>	<b>FLORIDA</b>	<b>NHL</b>	<b>54</b>	<b>2</b>	<b>9</b>	<b>11</b>	<b>40</b>	<b>+6</b>	<b>6</b>	<b>1</b>	<b>1</b>	<b>2</b>	<b>4</b>	
<b>2021-22</b>	<b>FLORIDA</b>	<b>NHL</b>	<b>77</b>	<b>3</b>	<b>13</b>	<b>16</b>	<b>105</b>	<b>+27</b>	<b>10</b>	<b>0</b>	<b>2</b>	<b>2</b>	<b>6</b>	
<b>2022-23</b>	<b>FLORIDA</b>	<b>NHL</b>	<b>72</b>	<b>2</b>	<b>15</b>	<b>17</b>	<b>79</b>	<b>+14</b>	<b>21</b>	<b>0</b>	<b>3</b>	<b>3</b>	<b>34</b>	
<b>NHL TOTALS</b>			<b>682</b>	<b>33</b>	<b>131</b>	<b>164</b>	<b>843</b>	<b>+73</b>	<b>57</b>	<b>1</b>	<b>9</b>	<b>10</b>	<b>82</b>	

## CAREER

### FIRSTS

Goal: Mar. 20, 2013 @ TOR (James Reimer)

Assist: Mar. 29, 2013 vs. NJD

Point: Mar. 20, 2013 @ TOR (goal)

### HAT TRICKS

None

### MULTIPLE-POINT GAMES

11 (1 multiple-goal, 9 multiple-assist)

### OT GOALS

None

## GAME HIGHS

### GOALS

2, Mar. 5, 2016 (2-2=4)

### ASSISTS

3, two times (last: Apr. 13, 2023 vs. CAR; 0-3=3)

### POINTS

2, Mar. 5, 2016 (2-2=4)

### PIM

22, Oct. 27, 2013 @ FLA

### TOI

28:38, Dec. 10, 2013 @ WSH

### SHOTS

7, Mar. 5, 2016 vs. CBJ

### PLUS/MINUS

+5, Mar. 7, 2017 @ BUF

## STREAKS

### GOALS

Two games, two times (last: Feb. 11-13, 2018; 2-0=2)

### ASSISTS

Three games, Jan. 11-14, 2014 (0-3=3)

### POINTS

Three games, four times (last: Apr. 17-20, 2021; 1-2=3)

### PENALTY SHOTS

None



# ROBERT HAGG

POSITION	HEIGHT	WEIGHT	SHOOTS
D	6-1	214	LEFT

## 2022-23

- In his seventh NHL season and first with Detroit, recorded 2-5=7 points with 26 PIM in 38 games while ranking third among Red Wings defensemen in hits (111).
- Scored his first goal as a Red Wing, Feb. 21 @ WSH and netted his second goal of the campaign Apr. 11 @ CAR.
- Logged a season-high 18:30 TOI in the season finale, Apr. 13 @ TBL.
- Recorded a season-high six hits twice: Oct. 15 @ NJD and Mar. 25 @ PHI.
- Also collected a personal-best six hits Oct. 15 @ NJD.

## CAREER

- Has collected 16-47=63 points with 284 penalty minutes (PIM) in 338 career games with Detroit (2022-23), Florida (2021-22), Buffalo (2021-22) and Philadelphia (2016-21).
- Has also appeared in 14 career Stanley Cup Playoff games, recording three assists with a +2 rating.
- Led all NHL defensemen and ranked eighth among NHL leaders in hits in 2018-19 (258). In 2017-18, he was fourth among NHL blueliners in hits with 238.
- In his four full seasons with the Flyers from 2017-21, he led the team in hits (736) and ranked sixth in blocked shots (371). Led Philadelphia in hits in three of his four seasons, including 2017-18 (238), 2018-19 (258) and 2019-20 (136), and led in blocked shots in 2018-19 (158).
- Skated in all 82 games with Philadelphia during the 2018-19 season, setting career highs in points (5-15=20), goals, assists, PIM (63), blocked shots and hits.
- As a rookie in 2017-18, led all rookies in blocked shots (100) and ranked seventh among NHL leaders in hits (238).
- Appeared in 202 career AHL contests with the Flyers' primary development affiliates in Lehigh Valley and Adirondack, earning 16-34=50 points and 142 PIM.
- He also collected 1-6=7 points with 49 PIM in 77 career Swedish Hockey League (SHL) contests with Modo. He served as captain of Modo's junior team in 2012-13, posting 11-13=24 points in 28 games while being named the league's best defenseman award.

## INTERNATIONAL:

- Represented Sweden at the 2019 World Championship, appearing in all eight contests.
- Won back-to-back silver medals at the 2014 and 2015 World Junior Championships as part of three straight appearances in the tournament (2013, 2014, 2015). Also represented his country at the 2013 U-18 World Championship and Ivan Hlinka Memorial (bronze medal) and 2012 World U-17 Hockey Championship.



**BORN**

February 8, 1995 (28); Uppsala, Sweden

**ACQUIRED**

Signed as a free agent, July 4, 2023

**DRAFTED**

By Philadelphia in the second round (41st overall) of the 2013 NHL Draft

**CONTRACT**

Signed a one-year contract through 2023-24, July 4, 2023

**18****CAREER STATISTICS**

SEASON	TEAM	LEAGUE	REGULAR SEASON							PLAYOFFS				
			GP	G	A	PTS.	PIM	+/-	GP	G	A	PTS.	PIM	
2011-12	Modo Jr.	Sweden Jr.	28	11	13	24	24	+8	7	1	1	2	4	
2012-13	Modo	Sweden 2	27	0	1	2	2	-3	1	0	0	0	0	
2013-14	Modo	SHL	50	1	5	6	47	0	2	0	0	0	4	
	Modo Jr.	Sweden Jr.												
	Adirondack	AHL	10	1	3	4	10	+1	-	-	-	-	-	
2014-15	Lehigh Valley	AHL	69	3	17	20	42	-12	-	-	-	-	-	
2015-16	Lehigh Valley	AHL	65	5	6	11	42	-11	-	-	-	-	-	
	Lehigh Valley	AHL	58	7	8	15	48	+10	5	0	1	1	0	
<b>2016-17</b>	<b>PHILADELPHIA</b>	<b>NHL</b>	<b>1</b>	<b>0</b>	<b>0</b>	<b>0</b>	<b>0</b>	<b>0</b>	-	-	-	-	-	
<b>2017-18</b>	<b>PHILADELPHIA</b>	<b>NHL</b>	<b>70</b>	<b>3</b>	<b>6</b>	<b>9</b>	<b>32</b>	<b>+5</b>	<b>2</b>	<b>0</b>	<b>0</b>	<b>0</b>	<b>0</b>	
<b>2018-19</b>	<b>PHILADELPHIA</b>	<b>NHL</b>	<b>82</b>	<b>5</b>	<b>15</b>	<b>20</b>	<b>63</b>	<b>-3</b>	-	-	-	-	-	
<b>2019-20</b>	<b>PHILADELPHIA</b>	<b>NHL</b>	<b>49</b>	<b>3</b>	<b>10</b>	<b>13</b>	<b>30</b>	<b>+14</b>	<b>12</b>	<b>0</b>	<b>3</b>	<b>3</b>	<b>6</b>	
<b>2020-21</b>	<b>PHILADELPHIA</b>	<b>NHL</b>	<b>34</b>	<b>2</b>	<b>3</b>	<b>5</b>	<b>18</b>	<b>-3</b>	-	-	-	-	-	
<b>2021-22</b>	<b>BUFFALO</b>	<b>NHL</b>	<b>48</b>	<b>1</b>	<b>7</b>	<b>8</b>	<b>25</b>	<b>-9</b>	-	-	-	-	-	
	<b>FLORIDA</b>	<b>NHL</b>	<b>16</b>	<b>0</b>	<b>1</b>	<b>1</b>	<b>10</b>	<b>0</b>	-	-	-	-	-	
<b>2022-23</b>	<b>DETROIT</b>	<b>NHL</b>	<b>38</b>	<b>2</b>	<b>5</b>	<b>7</b>	<b>26</b>	<b>-5</b>	-	-	-	-	-	
<b>NHL TOTALS</b>			<b>338</b>	<b>16</b>	<b>47</b>	<b>63</b>	<b>204</b>	<b>-1</b>	<b>14</b>	<b>0</b>	<b>3</b>	<b>3</b>	<b>6</b>	

**CAREER****FIRSTS**Goal: Dec. 20, 2017 vs. DET  
(Jimmy Howard)

Assist: Oct. 17, 2017 vs. FLA

Point: Oct. 17, 2017 vs. FLA  
(assist)**HAT TRICKS**

None

**MULTIPLE-POINT GAMES**

2 (1 multiple-goal, 0 multiple-assist, 0)

**OT GOALS**

None

**GAME HIGHS****GOALS**1, 16 times (last: Apr. 11, 2023  
@ CAR; 1-0=1)**ASSISTS**1, 47 times (last: Apr. 2, 2023  
@ TOR; 0-1=1)**POINTS**2, two times (last: Oct. 25,  
2021 vs. TBL; 1-1=2)**PIM**


15, Dec. 9, 2018 vs. WPG

**TOI**

26:00, Nov. 16, 2017 vs. WPG

**SHOTS**5, two times (last: Jan. 4, 2018  
vs. NYI)**PLUS/MINUS**+3, seven times (last: Oct. 25,  
2021 vs. TBL)**STREAKS****GOALS**Two games, Feb. 11-13, 2020  
(2-0=2)**ASSISTS**Two games, four times (last:  
Feb. 1-3, 2020; 0-2=2)**POINTS**Two games, seven times (last:  
Feb. 11-13, 2020; 2-0=2)**PENALTY SHOTS**

None



# ADAM HENRIQUE

POSITION	HEIGHT	WEIGHT	SHOOTS
C	6-0	194	LEFT

## 2022-23

- In his 13th NHL season and sixth with Anaheim, recorded 22-16=38 points with 22 PIM in 62 games. Among team leaders, ranked tied for second in goals, third in points per game (.61) and tied for third in goals.
- Scored 20 goals for the sixth time in his career and his .35 goals per game marked the second-highest of his career (.37 in 2019-20, 26 goals in 71 GP). His 51.1 FOW% marked his fifth straight season over 50% in FO.
- Had a four-game goal streak Jan. 13-19 (4-2=6), the second longest of his career (six games, Feb. 27-Mar. 8, 2014; 9-2=11).
- Had a career-tying seven-game point streak Jan. 13-26 (6-3=9), matching his streak set w/ NJD Nov. 25-Dec. 8, 2011 (2-7=9).
- Recorded 1-1=2 points, including his 100th assist as a Duck, the 21st player to reach the milestone, Jan. 19 @ CBJ.
- Became the 15th Duck to reach 200 points (104-96=200) with a goal and assist, Dec. 15 @ MTL.
- Surpassed Andrew Cogliano for ninth on the club's all-time goals list with his 103rd goal as a Duck, Dec. 6 vs. CAR.
- Missed 19 games due to an MCL sprain, Feb. 23-Apr. 2.

## CAREER

- Scored his 200th career goal, Oct. 28, 2021 vs. BUF and his 400th career point (199-201=400), Oct. 13, 2021 vs. WPG.
- Appeared in his 300th game as a Duck, Mar. 31, 2022 vs. DAL.
- Set a new single-season career high in points per game as a Duck (.72) during 2021-22. Completed the season one point shy of his Anaheim highs in points (43 in 2019-20) and assists (24 in 2018-19).
- Notched 20-plus goals on five different occasions, including a career-best 30 in 2015-16. Has also reached the 40-point mark in eight of his last ten seasons.
- Established career highs in scoring (16-35=51) and assists with New Jersey in 2011-12.
- His five-game point streak (Dec. 1-9, 2017, 3-3=6) was the second-longest point streak to start a Ducks career. Only Teemu Selanne had a longer point streak to start a Ducks career in 1995-96 (15 games).
- Concluded his New Jersey career with 122-135=257 points with 144 PIM in 455 career games. Ranked third among all-time franchise leaders in SHG (13) and SHP (24) and tied for ninth in OT goals (4). Served as an alternate captain for two seasons from 2015-17.
- Helped New Jersey to the Stanley Cup Final as a rookie in 2011-12, collecting 5-8=13 points in 24 playoff games. Was a finalist for the 2011-12 Calder Memorial Trophy as the league's top rookie and a member of the 2011-12 All-Rookie Team. Was also named the NHL's Rookie of the Month in December 2011 after collecting 5-8=13 points.

## INTERNATIONAL:

- Won back-to-back Memorial Cup championships with Windsor (OHL) in 2009 and 2010. Was a teammate of Cam Fowler during Windsor's second championship run in 2009-10.
- Helped Canada win a gold medal at the 2021 World Championship, serving as the team's captain. Scored 6-5=11 points in 10 tournament games. Also won silver at both the 2019 World Championship and 2010 World Junior Championship.

## BORN

February 6, 1990 (33); Brantford, Ontario

## ACQUIRED

From New Jersey with Joseph Blandisi and a 2018 third-round pick for Sami Vatanen and a conditional draft pick, Nov. 30, 2017

## DRAFTED

By New Jersey in the third round (82nd overall) of the 2008 NHL Draft

## CONTRACT

Signed a five-year contract extension through 2023-24, July 16, 2018

# 14

## CAREER STATISTICS

SEASON	TEAM	LEAGUE	REGULAR SEASON							PLAYOFFS				
			GP	G	A	PTS.	PIM	+/-	GP	G	A	PTS.	PIM	
2006-07	Windsor	OHL	62	23	21	44	20	-17	-	-	-	-	-	
2007-08	Windsor	OHL	66	20	24	44	28	+17	5	2	3	5	4	
2008-09	Windsor	OHL	56	30	33	63	47	+39	20	8	9	17	19	
2009-10	Windsor	OHL	54	38	39	77	57	+38	19	20	5	25	12	
2010-11	Albany	AHL	73	25	25	50	26	-3	-	-	-	-	-	
	<b>NEW JERSEY</b>	<b>NHL</b>	<b>1</b>	<b>0</b>	<b>0</b>	<b>0</b>	<b>0</b>	<b>+1</b>	-	-	-	-	-	
2011-12	Albany	AHL	3	0	1	1	2	0	-	-	-	-	-	
	<b>NEW JERSEY</b>	<b>NHL</b>	<b>74</b>	<b>16</b>	<b>35</b>	<b>51</b>	<b>7</b>	<b>+8</b>	<b>24</b>	<b>5</b>	<b>8</b>	<b>13</b>	<b>11</b>	
2012-13	Albany	AHL	16	5	3	8	12	+1	-	-	-	-	-	
	<b>NEW JERSEY</b>	<b>NHL</b>	<b>42</b>	<b>11</b>	<b>5</b>	<b>16</b>	<b>16</b>	<b>-3</b>	-	-	-	-	-	
2013-14	<b>NEW JERSEY</b>	<b>NHL</b>	<b>77</b>	<b>25</b>	<b>18</b>	<b>43</b>	<b>20</b>	<b>+3</b>	-	-	-	-	-	
2014-15	<b>NEW JERSEY</b>	<b>NHL</b>	<b>75</b>	<b>16</b>	<b>27</b>	<b>43</b>	<b>34</b>	<b>-6</b>	-	-	-	-	-	
2015-16	<b>NEW JERSEY</b>	<b>NHL</b>	<b>80</b>	<b>30</b>	<b>20</b>	<b>50</b>	<b>23</b>	<b>+10</b>	-	-	-	-	-	
2016-17	<b>NEW JERSEY</b>	<b>NHL</b>	<b>82</b>	<b>20</b>	<b>20</b>	<b>40</b>	<b>38</b>	<b>-20</b>	-	-	-	-	-	
2017-18	<b>NEW JERSEY</b>	<b>NHL</b>	<b>24</b>	<b>4</b>	<b>10</b>	<b>14</b>	<b>6</b>	<b>-6</b>	-	-	-	-	-	
	<b>ANAHEIM</b>	<b>NHL</b>	<b>57</b>	<b>20</b>	<b>16</b>	<b>36</b>	<b>14</b>	<b>+17</b>	<b>4</b>	<b>0</b>	<b>0</b>	<b>0</b>	<b>0</b>	
2018-19	<b>ANAHEIM</b>	<b>NHL</b>	<b>82</b>	<b>18</b>	<b>24</b>	<b>42</b>	<b>24</b>	<b>-5</b>	-	-	-	-	-	
2019-20	<b>ANAHEIM</b>	<b>NHL</b>	<b>71</b>	<b>26</b>	<b>17</b>	<b>43</b>	<b>22</b>	<b>-2</b>	-	-	-	-	-	
2020-21	<b>ANAHEIM</b>	<b>NHL</b>	<b>45</b>	<b>12</b>	<b>9</b>	<b>21</b>	<b>11</b>	<b>-8</b>	-	-	-	-	-	
2021-22	<b>ANAHEIM</b>	<b>NHL</b>	<b>58</b>	<b>19</b>	<b>23</b>	<b>42</b>	<b>14</b>	<b>-2</b>	-	-	-	-	-	
2022-23	<b>ANAHEIM</b>	<b>NHL</b>	<b>62</b>	<b>22</b>	<b>16</b>	<b>38</b>	<b>22</b>	<b>-8</b>	-	-	-	-	-	
<b>NHL TOTALS</b>			<b>830</b>	<b>239</b>	<b>240</b>	<b>479</b>	<b>251</b>	<b>-21</b>	<b>28</b>	<b>5</b>	<b>8</b>	<b>13</b>	<b>11</b>	
<b>ANAHEIM TOTALS</b>			<b>375</b>	<b>117</b>	<b>105</b>	<b>222</b>	<b>107</b>	<b>-8</b>	<b>4</b>	<b>0</b>	<b>0</b>	<b>0</b>	<b>0</b>	

## CAREER

### FIRSTS

Goal: Nov. 3, 2011 @ PHI  
(Johan Hedberg)

Assist: Oct. 27, 2011 @ PHX

Point: Oct. 27, 2011 @ PHX  
(assist)

### HAT TRICKS

None

### MULTIPLE-POINT GAMES

101 (26 multiple-goal, 30 multiple-assist)

### OT GOALS

7 (last: Mar. 18, 2021 vs. ARI)

## GAME HIGHS

### GOALS

2, 26 times (last: Apr. 8, 2023  
@ ARI; 2-0=2)

### ASSISTS

2, 31 times (last: Feb. 10, 2023  
vs. PIT; 0-2=2)

### POINTS

4, Feb. 23, 2020 vs. VGK  
(2-2=4)

### PIM

12, Apr. 11, 2015 w/NJ @ FLA

### TOI

25:44, Mar. 23, 2018 @ WPG

### SHOTS

9, Jan. 5, 2020 vs. NSH

### PLUS/MINUS

+4, three times (last: Feb. 23,  
2020 vs. VGK)

## STREAKS

### GOALS

Six games, Feb. 27-Mar. 8,  
2014 (9-2=11)

### ASSISTS


Five games, Nov. 27-Dec. 5,  
2018 (0-5=5)

### POINTS

Seven games, Nov. 25-Dec. 8,  
2011 (2-7=9)

### PENALTY SHOTS

0-for-2 (last: Feb. 17, 2015 w/  
NJ vs. BUF; unsuccessful vs.  
Michal Neuvirth)



# ROSS JOHNSTON

<b>POSITION</b>	<b>HEIGHT</b>	<b>WEIGHT</b>	<b>SHOOTS</b>
LW	6-5	234	LEFT

## **2022-23**

- In his seventh NHL season with the New York Islanders, tallied two points (0-2=2) and 37 PIM in 16 games.
- Made his season debut on Oct. 23 @ FLA,
- Recorded his first point of the season (assist) Nov. 1 @ CHI.
- Notched his second assist of the season on Jan. 3 @ VAN.
- Skated in a season-high 13:28 TOI, Feb. 18 vs. BOS while collected a season-most 14 PIM Feb. 20 vs. PIT.

## **CAREER**

- Set single-season career highs in points (2-5=7), assists and tied his personal best in games played (32) in 2021-22 (also 2019-20).
- Skated in five Stanley Cup Playoff contests, tallying a +1 rating and 12 PIM, helping the Islanders to the Eastern Conference Final in 2020. Appeared in two Eastern Conference Finals games vs. Tampa Bay.
- Collected his lone career multi-point game Feb. 27, 2022 @ ANA (0-2=2, +2).
- Recorded a single-season high in PIM (78) during the 2019-20 season.
- Originally signed by the Islanders as an undrafted free agent March 31, 2015, also recorded 12-18=30 points with 327 PIM in 141 career AHL contests with the Bridgeport Sound Tigers.
- Spent four seasons in the QMJHL with Moncton, Victoriaville and Charlottetown, earning 42-49=91 points with 414 PIM in 195 games from 2011-15.

**BORN**

February 18, 1994 (29); Charlottetown, Prince Edward Island

**ACQUIRED**

Claimed on waivers from NY Islanders, Oct. 10, 2023

**DRAFTED**

Undrafted

**CONTRACT**

Signed a four-year contract extension with the NY Islanders through 2025-26, Oct. 26, 2021

**44****CAREER STATISTICS**

SEASON	TEAM	LEAGUE	REGULAR SEASON						PLAYOFFS				
			GP	G	A	PTS.	PIM	+/-	GP	G	A	PTS.	PIM
2011-12	Moncton	QMJHL	38	2	5	7	55	-18	2	0	0	0	8
2012-13	Moncton	QMJHL	53	12	15	27	96	+5	3	0	0	0	4
2013-14	Victoriaville	QMJHL	60	10	15	25	139	0	5	0	3	3	6
2014-15	Bridgeport	AHL	2	0	0	0	0	0	-	-	-	-	-
	Charlottetown	QMJHL	44	18	14	32	124	+8	10	4	7	11	28
<b>2015-16</b>	<b>NY ISLANDERS</b>	<b>NHL</b>	<b>1</b>	<b>0</b>	<b>0</b>	<b>0</b>	<b>4</b>	<b>0</b>	-	-	-	-	-
	Bridgeport	AHL	39	1	3	4	79	-2	-	-	-	-	-
	Missouri	ECHL	13	4	7	11	23	+5	5	3	1	4	10
2016-17	Bridgeport	AHL	62	8	7	15	135	-9	-	-	-	-	-
<b>2017-18</b>	<b>NY ISLANDERS</b>	<b>NHL</b>	<b>24</b>	<b>3</b>	<b>3</b>	<b>6</b>	<b>62</b>	<b>0</b>	-	-	-	-	-
	Bridgeport	AHL	38	3	8	11	113	-5	-	-	-	-	-
<b>2018-19</b>	<b>NY ISLANDERS</b>	<b>NHL</b>	<b>17</b>	<b>1</b>	<b>3</b>	<b>4</b>	<b>23</b>	<b>+3</b>	-	-	-	-	-
<b>2019-20</b>	<b>NY ISLANDERS</b>	<b>NHL</b>	<b>32</b>	<b>3</b>	<b>1</b>	<b>4</b>	<b>78</b>	<b>+1</b>	<b>5</b>	<b>0</b>	<b>0</b>	<b>0</b>	<b>12</b>
<b>2020-21</b>	<b>NY ISLANDERS</b>	<b>NHL</b>	<b>12</b>	<b>0</b>	<b>1</b>	<b>1</b>	<b>35</b>	<b>-3</b>	-	-	-	-	-
<b>2021-22</b>	<b>NY ISLANDERS</b>	<b>NHL</b>	<b>32</b>	<b>2</b>	<b>5</b>	<b>7</b>	<b>44</b>	<b>-3</b>	-	-	-	-	-
<b>2022-23</b>	<b>NY ISLANDERS</b>	<b>NHL</b>	<b>16</b>	<b>0</b>	<b>2</b>	<b>2</b>	<b>37</b>	<b>-1</b>	-	-	-	-	-
<b>NHL TOTALS</b>			<b>134</b>	<b>9</b>	<b>15</b>	<b>24</b>	<b>283</b>	<b>-3</b>	<b>5</b>	<b>0</b>	<b>0</b>	<b>0</b>	<b>12</b>

**CAREER****FIRSTS**Goal: Jan. 25, 2018 @ VGK  
(Marc-Andre Fleury)

Assist: Jan. 20, 2018 @ CHI

Point: Jan. 20, 2018 @ CHI  
(assist)**HAT TRICKS**

None

**MULTIPLE-POINT GAMES**1 (0 multiple goal, 1 multiple  
-assist)**OT GOALS**

None

**GAME HIGHS****GOALS**1, nine times (last: Apr. 24,  
2022 vs. CAR)**ASSISTS**2, one time (Feb. 27, 2022 @  
ANA; 0-2=2)**POINTS**2, one time (Feb. 27, 2022 @  
ANA; 0-2=2)**PIM**

27, Mar. 16, 2018 @ WSH

**TOI**

16:17, Apr. 10, 2016 vs. PHI

**SHOTS**3, three times (last: Oct. 27,  
2019 vs. PHI)**PLUS/MINUS**+2, three times (last: Apr. 1,  
2022 @ NYR)**STREAKS****GOALS**Two games (Jan. 25-Feb. 8,  
2018; 2-0=2)**ASSISTS**

None

**POINTS**Two games, two times (last:  
Feb. 16-19, 2018; 1-1=2)**PENALTY SHOTS**

None



# MAX JONES

<b>POSITION</b>	<b>HEIGHT</b>	<b>WEIGHT</b>	<b>SHOOTS</b>
LW	6-3	221	LEFT

## 2022-23

- In his fifth NHL season with Anaheim, set career-highs in points (9-10=19), goals, GWG (2), assists and appearances (69). Led all Anaheim forwards in hits (110)
- Set a new single-season career-high in goals with his ninth of the season, Apr. 13 vs. LAK.
- Skated in his 200th career NHL game, Apr. 1 @ EDM.
- Recorded his first career assist streak, Mar. 23-25 (0-2=2).
- Scored the GWG at 17:23 of the third period, Mar. 17 vs. CBJ marking a new career-high three game point streak (2-1=3).
- Scored his fourth goal on a season-high six shots, Jan. 28 vs. ARI, one shot shy of his career best set Apr. 21, 2021 vs. COL (7).
- Missed 12 games due to an upper-body injury, Dec. 13-Jan. 8.

## CAREER

- Tallied 2-3=5 points in 30 games during his rookie season with Anaheim in 2018-19.
- Scored his first career NHL goal (Carey Price) to help Anaheim to an 8-2 win, Mar. 8, 2019 vs. MTL.
- Collected his first career NHL point (assist), Feb. 19, 2019 @ MIN.
- Made his NHL debut in a 3-0 win Jan. 17, 2019 @ MIN.
- Scored 16-15=31 points in 51 career AHL games with San Diego and 1-5=6 in 17 career playoff games with the Gulls, helping the club to the 2019 Western Conference Finals.
- Signed a three-year contract extension through the 2023-24 NHL season, Aug. 9, 2021. Originally signed a three-year entry-level contract with Anaheim, Aug. 26, 2016.

## INTERNATIONAL:

- Helped lead London to Memorial Cup and OHL championships in 2016 tallying 2-2=4 points with a +3 rating in four Memorial Cup contests.
- Scored 64-48=112 points with a +47 rating in 127 career OHL games with London and Kingston (2015-18).
- Won bronze with Team USA at the 2018 World Junior Championship and silver at the 2014 U-17 World Hockey Challenge.

## PERSONAL:

- Nickname: Jonesy
- His father, Brad, played 148 career NHL games with Winnipeg, Los Angeles and Philadelphia, while his mother, Mary, was a two-time NCAA champion and three-time Big Ten champion diver at the University of Michigan.
- Corey Perry is his favorite former Anaheim Ducks player.

## BORN

February 17, 1998 (25); Rochester, Michigan

## ACQUIRED

By Anaheim in the first round (24th overall) of the 2016 NHL Draft

## CONTRACT

Signed a three-year contract extension through 2023-24, Aug. 9, 2021

# 49

## CAREER STATISTICS

SEASON	TEAM	LEAGUE	REGULAR SEASON							PLAYOFFS				
			GP	G	A	PTS.	PIM	+/-	GP	G	A	PTS.	PIM	
2014-15	USNTDP	U-18	24	5	5	10	116	-5	-	-	-	-	-	
	USNTDP	U-17	38	18	10	28	189	-	-	-	-	-		
2015-16	London	OHL	63	28	24	52	106	+30	6	1	1	2	23	
	London	OHL	33	17	19	36	65	+23	14	7	5	12	24	
2016-17	San Diego	AHL	-	-	-	-	-	-	9	1	1	2	6	
	London	OHL	25	18	3	21	34	-7	-	-	-	-	-	
	Kingston	OHL	6	1	2	3	2	+1	9	3	1	4	28	
2018-19	<b>ANAHEIM</b>	<b>NHL</b>	<b>30</b>	<b>2</b>	<b>3</b>	<b>5</b>	<b>14</b>	<b>-1</b>	-	-	-	-	-	
	San Diego	AHL	43	14	15	29	50	+7	8	0	4	4	10	
2019-20	<b>ANAHEIM</b>	<b>NHL</b>	<b>59</b>	<b>8</b>	<b>4</b>	<b>12</b>	<b>36</b>	<b>-6</b>	-	-	-	-	-	
	San Diego	AHL	8	2	0	2	21	-4	-	-	-	-	-	
2020-21	<b>ANAHEIM</b>	<b>NHL</b>	<b>46</b>	<b>7</b>	<b>4</b>	<b>11</b>	<b>36</b>	<b>-9</b>	-	-	-	-	-	
2022-23	<b>ANAHEIM</b>	<b>NHL</b>	<b>69</b>	<b>9</b>	<b>10</b>	<b>19</b>	<b>77</b>	<b>-21</b>	-	-	-	-	-	
<b>NHL TOTALS</b>			<b>206</b>	<b>26</b>	<b>21</b>	<b>47</b>	<b>178</b>	<b>-38</b>	-	-	-	-	-	
<b>AHL TOTALS</b>			<b>51</b>	<b>16</b>	<b>15</b>	<b>31</b>	<b>71</b>	<b>+3</b>	<b>17</b>	<b>1</b>	<b>5</b>	<b>6</b>	<b>16</b>	

### CAREER

#### FIRSTS

Goal: Mar. 8, 2019 vs. MTL  
(Carey Price)

Assist: Feb. 19, 2019 @ MIN

Point: Feb. 19, 2019 @ MIN  
(assist)

#### HAT TRICKS

None

#### MULTIPLE-POINT GAMES

4 (0 multiple-goal, 2 multiple-assist)

#### OT GOALS

None

### GAME HIGHS

#### GOALS

1, 26 times (last: Apr. '3, 1012 vs. LAK)

#### ASSISTS

2, two times (last: Mar. 28, 2021 @ STL)

#### POINTS

2, four times (last: Apr. 13, 2023 vs. LAK; 1-0=1)

#### PIM

15, Oct. 15, 2021 vs. MIN

#### TOI

19:21, Jan. 7, 2020 vs. CBJ

#### SHOTS

7, Apr. 11, 2021 vs. COL

#### PLUS/MINUS

+2, two times (last: Jan. 7, 2020 vs. CBJ)

### STREAKS

#### GOALS

Two games, Mar. 15-17, 2023  
(2-0=2)

#### ASSISTS


Two games, Mar. 23-25, 2023  
(0-2=2)

#### POINTS

Three games, Mar. 12-17, 2023 (2-1=3)

#### PENALTY SHOTS

0-for-1, Mar. 12, 2019 vs. NSH  
(unsuccessful vs. Pekka Rinne)



# ALEX KILLORN

<b>POSITION</b>	<b>HEIGHT</b>	<b>WEIGHT</b>	<b>SHOOTS</b>
LW	6-1	199	LEFT

## 2022-23

- In his 11th NHL season with Tampa Bay, set career highs in points (27-37=64), goals, assists and PPA (9).
- Appeared in all 82 games for the third straight season (sixth career time). Has only missed two games (both in 2019-20) dating to the start of the 2017-18 season (appearing in 450-of-452 games) and has missed only four games the last eight total seasons (610-of-614 games).
- His 64 points marked his second straight season setting a career best in scoring and assists after surpassing his prior marks set in 2021-22 (25-34=59).
- Among Tampa Bay leaders, he ranked second in plus/minus (+18) and shooting % (18.9), third in GWG (5), tied for fourth in points, fifth in goals and sixth in assists. Also ranked fourth among Lightning forwards in shorthanded TOI/game (1:53).
- Co-led Tampa Bay in playoff goals (3) and ranked second among Lightning leaders in points (3-2=5) in six Stanley Cup Playoff contests.
- Appeared in his 800th career NHL game, Apr. 1 vs. NYI.
- Had a season-long five-game point streak Mar. 25-Apr. 5 (3-4=7).

## CAREER

- Won back-to-back Stanley Cup championships with Tampa Bay in 2020 and 2021. Appeared in three straight Stanley Cup Finals (2020, 2021, 2022) and four total (also 2015).
- Scored 198-268=466 points with a +96 rating and 481 PIM in 805 career games with the Lightning from 2012-23 (11 seasons). He ranks in the top-10 among Tampa Bay franchise leaders in plus/minus (fourth), appearances (fifth), goals (sixth), GWG (sixth, 34), OTG (eighth, 6), assists (eighth), and PPG (eighth, 38).
- Scored 37-40=77 points with 121 PIM in 140 career Stanley Cup Playoff contests with the Lightning (nine appearances). All-time among Tampa Bay postseason leaders, co-leads in SHP (1-2=3), ranks third in games played (140), fifth in goals, and sixth in points and assists.
- Scored 8-9=17 playoff points and ranked tied for second among NHL leaders in goals in the 2021 postseason to help the Lightning to their second straight championship. Recorded 5-5=10 points in 24 playoff games en route to the 2020 Stanley Cup. In the 2015 run to the Stanley Cup Final, he ranked third in points (9-9=18) and goals among Tampa Bay leaders.
- Won a Calder Cup championship with the Norfolk Admirals in 2012. He scored 3-9=12 points in 17 postseason games after making his professional debut at the conclusion of 2011-12 AHL season, earning 2-4=6 points with a +6 rating.
- Scored 53-56=109 points with a +7 rating and 155 PIM in 130 career NCAA games at Harvard University from 2008-12.
- In 2011-12 with the Crimson, Killorn scored a career-high 23 goals and 46 points to lead the club in points and goals. He was named to the NCAA's First All-American Team, ECAC First All-Star Team and All-Tournament Team and First Team All-Ivy League.
- Leads all-time Harvard alumni in NHL points, goals and assists.

## INTERNATIONAL:

- Helped Canada to a silver medal at the 2017 World Championship and a gold medal at the 2006 World U-17 Hockey Championship.



## BORN

September 14, 1989 (34); Halifax, Nova Scotia

## ACQUIRED

Signed as a free agent, July 1, 2023

## DRAFTED

By Tampa Bay in the third round (77th overall) of the 2007 NHL Draft

## CONTRACT

Signed a four-year contract through 2026-27, July 1, 2023

# 17

## PERSONAL:

- Nickname: Killer
- Participated in the 2023 American Century Celebrity Golf Championship in Lake Tahoe, Calif., placing 23rd in the tournament.
- Shares a birthday (Sept. 14) with the most prominent zombie apocalypse survivor, Walking Dead actor Andrew Lincoln, while he and Miami Heat star Jimmy Butler were both born the same day in 1989.

## CAREER STATISTICS

SEASON	TEAM	LEAGUE	REGULAR SEASON						PLAYOFFS				
			GP	G	A	PTS.	PIM	+/-	GP	G	A	PTS.	PIM
2008-09	Harvard	ECAC	30	6	8	14	46	-11	-	-	-	-	-
2009-10	Harvard	ECAC	32	9	11	20	26	-1	-	-	-	-	-
2010-11	Harvard	ECAC	34	15	14	29	36	+7	-	-	-	-	-
2011-12	Harvard	ECAC	34	23	23	46	47	+12	-	-	-	-	-
	Norfolk	AHL	10	2	4	6	2	+6	17	3	9	12	8
2012-13	Syracuse	AHL	44	16	22	38	32	+6	-	-	-	-	-
	TAMPA BAY	NHL	38	7	12	19	14	-6	-	-	-	-	-
2013-14	TAMPA BAY	NHL	82	17	24	41	63	+8	4	1	1	2	4
2014-15	TAMPA BAY	NHL	71	15	23	38	36	+8	26	9	9	18	12
2015-16	TAMPA BAY	NHL	81	14	26	40	44	+14	17	5	8	13	42
2016-17	TAMPA BAY	NHL	81	19	17	36	66	-9	-	-	-	-	-
2017-18	TAMPA BAY	NHL	82	15	32	47	45	+22	17	5	2	7	12
2018-19	TAMPA BAY	NHL	82	18	22	40	45	+22	4	1	0	1	6
2019-20	TAMPA BAY	NHL	68	26	23	49	20	+19	24	5	5	10	27
2020-21	TAMPA BAY	NHL	56	15	18	33	37	-1	19	8	9	17	6
2021-22	TAMPA BAY	NHL	82	25	34	59	66	+1	23	0	4	4	12
2022-23	TAMPA BAY	NHL	82	27	37	64	45	+18	6	3	2	5	0
<b>NHL TOTALS</b>			<b>805</b>	<b>198</b>	<b>268</b>	<b>466</b>	<b>481</b>	<b>+96</b>	<b>140</b>	<b>37</b>	<b>40</b>	<b>77</b>	<b>121</b>

## CAREER

### FIRSTS

Goal: Feb. 16, 2013 w/ TBL @ FLA

Assist: Feb. 10, 2013 w/ TBL @ NYR (NHL debut)

Point: Feb. 10, 2013 w/ TBL @ NYR (assist, NHL debut)

### HAT TRICKS

1 (Mar. 16, 2019 vs. WSH)

### MULTIPLE-POINT GAMES

85 (13 multiple-goal, 35 multiple-assist)

### OT GOALS

6 (last: Dec. 3, 2022 vs. TOR, 4-3 win)

## GAME HIGHS

### GOALS

3, Mar. 16, 2019 vs. WSH (3-0=3)

### ASSISTS

4, Oct. 12, 2017 vs. PIT (0-4=4)

### POINTS

5, Feb. 1, 2018 @ CGY (2-3=5)

### PIM

15, Mar. 19, 2014 @ TOR

### TOI

26:57, Dec. 21, 2019 @ WSH

### SHOTS

8, Mar. 5, 2021 @ CHI

### PLUS/MINUS

+5, Apr. 6, 2018 vs. BUF

## STREAKS

### GOALS

Four games, three times (last: Oct. 25-Nov. 1, 2021; 5-2=7)

### ASSISTS


Six games, Nov. 9-23, 2019 (2-7=9)

### POINTS

Seven games, two times (last: Nov 8-23, 2019; 3-7=10)

### PENALTY SHOTS

None



# BRETT LEASON

<b>POSITION</b>	<b>HEIGHT</b>	<b>WEIGHT</b>	<b>SHOOTS</b>
RW	6-5	214	RIGHT

## 2022-23

- In his second NHL season and first with Anaheim, set single-season career-highs in points 6-3=9, goals and games played (54).
- Scored his sixth goal of the season, extending his single-season career-high in goals and points, Apr. 9 vs. COL.
- Tallied his first career GWG in his hometown, Mar. 10 @ CGY.
- Tied career-high with his second multi-point game of the season (1-1=2, third career multi-point effort), Feb. 7 @ CHI.
- Scored goals in back-to-back games for the first time in his career, Dec. 4-6 (2-0=2).
- Recorded a goal and an assist, his first two points as a Duck Nov. 5 @ SJS.
- Made his Ducks debut, Oct. 17 @ NYR.
- Was claimed on waivers from Washington at the conclusion of the 2022 preseason, Oct. 10, 2022.

## CAREER

- Appeared in one Stanley Cup Playoff game with Washington during 2022.
- Scored first career NHL goal Nov. 1, 2022 @ TBL.
- Made his NHL debut with the Washington Capitals Oct. 29, 2021 vs. ARI.
- Selected by the Capitals in the second round (56th overall) in 2019 NHL Draft.
- Spent four seasons with Prince Albert and Tri-City from 2016-19 tallying 60-80=140 points and a +42.
- Helped Prince Albert to a WHL championship in 2018-19. Was named to the WHL First All-Star Team and recorded 10-15=25 points in 22 WHL Playoff games.

## INTERNATIONAL:

- Represented Team Canada at the 2019 World Junior Championship, scoring 3-2=5 points in five tournament games.

## BORN

April 30, 1999; (23) Calgary, Alberta

## ACQUIRED

Claimed on waivers from Washington, Oct. 10, 2022

## DRAFTED

By Washington in the second round (56th overall) of the 2019 NHL Draft

## CONTRACT

Signed a two-year contract with Washington through 2023-24, June 20, 2022

# 20

## CAREER STATISTICS

SEASON	TEAM	LEAGUE	REGULAR SEASON						PLAYOFFS				
			GP	G	A	PTS.	PIM	+/-	GP	G	A	PTS.	PIM
2015-16	Tri-City	WHL	1	0	0	0	0	0	-	-	-	-	-
2016-17	Tri-City	WHL	68	8	10	18	6	-1	4	0	0	0	0
2017-18	Tri-City	WHL	12	1	0	1	2	-6	-	-	-	-	-
	Prince Albert	WHL	54	15	17	32	14	-6	7	0	3	3	0
2018-19	Prince Albert	WHL	55	36	53	89	28	+55	22	10	15	25	15
2019-20	Hershey	AHL	50	3	11	14	12	+4	-	-	-	-	-
2020-21	Hershey	AHL	33	9	11	20	8	+9	-	-	-	-	-
<b>2021-22</b>	<b>WASHINGTON</b>	<b>NHL</b>	<b>36</b>	<b>3</b>	<b>3</b>	<b>6</b>	<b>4</b>	<b>+1</b>	<b>1</b>	<b>0</b>	<b>0</b>	<b>0</b>	<b>0</b>
	Hershey	AHL	31	6	7	13	14	0	-	-	-	-	-
<b>2022-23</b>	<b>ANAHEIM</b>	<b>NHL</b>	<b>54</b>	<b>6</b>	<b>3</b>	<b>9</b>	<b>14</b>	<b>-21</b>	-	-	-	-	-
<b>NHL TOTALS</b>			<b>90</b>	<b>9</b>	<b>6</b>	<b>15</b>	<b>18</b>	<b>-20</b>	<b>1</b>	<b>0</b>	<b>0</b>	<b>0</b>	<b>0</b>
<b>ANAHEIM TOTALS</b>			<b>54</b>	<b>6</b>	<b>3</b>	<b>9</b>	<b>14</b>	<b>-21</b>	-	-	-	-	-

### CAREER

#### FIRSTS

Goal: Nov. 1, 2021 @ TBL  
(Vitek Vanecek)

Assist: Nov. 4, 2021 @ FLA

Point: Nov. 1, 2021 @ TBL  
(goal)

#### HAT TRICKS

None

#### MULTIPLE-POINT GAMES

3

#### OT GOALS

None

### GAME HIGHS

#### GOALS

1, nine times, (last: Apr. 9,  
2023 vs. COL)

#### ASSISTS

1, six times (last: Feb. 7, 2023  
@ CHI)

#### POINTS

2, three times (last: Feb. 7,  
2023 @ CHI; 1-1=2)

#### PIM

2, nine times (last: Apr. 2, 2023  
@ CGY)

#### TOI

35:11, Jan. 31, 2022 @ DET

#### SHOTS

8, Mar. 22, 2017 vs. EDM

#### PLUS/MINUS

+2, three times (last: Feb. 7,  
2023 @ CHI)

### STREAKS

#### GOALS

Two games, Dec. 4-6, 2022  
(2-0=2)

#### ASSISTS


None

#### POINTS

Three games, one time (Nov. 1-  
6, 2021; 2-1=3)

#### PENALTY SHOTS

None



# ISAC LUNDESTROM

POSITION	HEIGHT	WEIGHT	SHOOTS
C	6-0	190	LEFT

## 2022-23

- In his fifth season with Anaheim, recorded 4-10=14 points in 61 games.
- Skated in his 200th career NHL game, Mar. 19 vs. VAN.
- Had points in a season-long three straight games (2-1=3), Feb. 23-27.
- Scored the first penalty shot of his career in his first attempt (Knight), a shorthanded goal, Nov. 6 vs. FLA. His five shorthanded goals since the start of the 2021-22 season are tied for 10th-most in NHL in that span.
- Missed 21 games due to a broken finger Dec. 3-Jan. 17.

## CAREER

- Scored his first career hat trick and multi-goal contest (3-0=3), Mar. 1, 2021 vs. STL. Became the second-youngest player in club history to score a hat trick (21 years, 115 days), behind only Sam Steel (21 years, 51 days on Mar. 26, 2019 @ VAN, 3-0=3).
- Became the third-youngest Duck to make his NHL debut at 18 years, 336 days, Oct. 8, 2018 vs. DET. Scored his first career NHL goal (Devan Dubnyk), Feb. 6, 2021 vs. SJS and recorded his first NHL point (assist) on Oct. 13, 2018 @ DAL.
- Appeared in his 100th career NHL game, Dec. 11, 2021 @ PIT.
- Scored his first career AHL playoff goal as part of a three-point contest in Game 2 of the Pacific Division Finals May 4, 2019 at Bakersfield (1-2=3). Became the youngest Gull to record three points in a playoff game at 19 years and six months.

## INTERNATIONAL:

- Recorded the most points in the SHL by an under-18 player (16 years old) during the 2016-17 season with LuLea, earning 3-3=6 points.
- Represented Sweden at the 2020 World Championship, 2019 World Junior Championship, 2018 World Junior Championship (silver), 2016 U-18 World Championship (silver) and 2015 World Under-17 Hockey Challenge (bronze).

## PERSONAL

- Nickname: Lundy
- If he wasn't a hockey player, he would want to be a professional paddle tennis player.
- His go-to karaoke song is Sanna Vänner by Carola Häggkvist.

**BORN**

November 6, 1999 (23); Gallivare, Sweden

**DRAFTED**

By Anaheim in the first round (23rd overall) of the 2018 NHL Draft

**CONTRACT**

Signed a two-year contract extension through 2023-24, July 25, 2022

**21****CAREER STATISTICS**

SEASON	TEAM	LEAGUE	REGULAR SEASON							PLAYOFFS				
			GP	G	A	PTS.	PIM	+/-	GP	G	A	PTS.	PIM	
2015-16	Lulea	Sweden	4	0	0	0	0	-1	-	-	-	-	-	
	Lulea Jr.	Sweden Jr.	34	4	13	17	12	-1	-	-	-	-	-	
2016-17	Lulea	Sweden	45	3	3	6	0	-5	1	0	0	0	0	
	Lulea Jr.	Sweden Jr.	10	3	4	7	4	+3	3	1	2	3	0	
2017-18	Lulea	Sweden	42	6	9	15	14	+7	3	0	0	0	0	
	<b>ANAHEIM</b>	<b>NHL</b>	<b>15</b>	<b>0</b>	<b>2</b>	<b>2</b>	<b>2</b>	<b>-1</b>	-	-	-	-	-	
2018-19	San Diego	AHL	12	0	6	6	2	-6	7	1	2	3	0	
	Lulea	SHL	17	2	7	9	2	+5	10	2	6	8	0	
2019-20	<b>ANAHEIM</b>	<b>NHL</b>	<b>15</b>	<b>0</b>	<b>4</b>	<b>4</b>	<b>0</b>	<b>-2</b>	-	-	-	-	-	
	San Diego	AHL	43	6	15	21	4	-6	-	-	-	-	-	
2020-21	<b>ANAHEIM</b>	<b>NHL</b>	<b>41</b>	<b>6</b>	<b>3</b>	<b>9</b>	<b>14</b>	<b>-9</b>	-	-	-	-	-	
2021-22	<b>ANAHEIM</b>	<b>NHL</b>	<b>80</b>	<b>16</b>	<b>13</b>	<b>29</b>	<b>8</b>	<b>-3</b>	-	-	-	-	-	
2022-23	<b>ANAHEIM</b>	<b>NHL</b>	<b>61</b>	<b>4</b>	<b>10</b>	<b>14</b>	<b>2</b>	<b>-13</b>	-	-	-	-	-	
<b>NHL TOTALS</b>			<b>212</b>	<b>26</b>	<b>32</b>	<b>58</b>	<b>26</b>	<b>-28</b>	-	-	-	-	-	
<b>SWEDEN TOTALS</b>			<b>108</b>	<b>11</b>	<b>19</b>	<b>30</b>	<b>16</b>	<b>+6</b>	<b>14</b>	<b>2</b>	<b>6</b>	<b>8</b>	<b>0</b>	

**CAREER****FIRSTS**Goal: Feb. 6, 2021 vs. SJS  
(Devan Dubnyk)

Assist: Oct. 13, 2018 @ DAL

Point: Oct. 13, 2018 @ DAL  
(assist)**HAT TRICKS**1, Mar. 1, 2021 vs. STL  
(3-0=3)**MULTIPLE-POINT GAMES**

None

**OT GOALS**

None

**GAME HIGHS****GOALS**

3, Mar. 1, 2021 vs. STL

**ASSISTS**2, three times (last: Jan. 19,  
2023 @ CBJ; 0-2=2)**POINTS**3, two times (last: Apr. 1, 2022  
@ ARI; 2-1=3)**PIM**2, 13 times (last: Oct. 15 2022  
@ NYI)**TOI**


21:18, Dec. 29, 2021 vs. VAN

**SHOTS**

7, Dec. 17, 2021 vs. ARI

**PLUS/MINUS**+2, four times (last: Jan. 28,  
2023 vs. CGY)**STREAKS****GOALS**Two games, two times (last:  
Feb. 11-16, 2022 (3-1=4)**ASSISTS**Two games, last Oct. 30-Nov.  
1, 2022; 0-2=2)**POINTS**Five games, Oct. 26-Nov. 2,  
2021 (2-3=5)**PENALTY SHOTS**

None



# ILYA LYUBUSHKIN

POSITION	HEIGHT	WEIGHT	SHOOTS
D	6-1	204	RIGHT

## 2022-23

- Appeared in his fifth season with Buffalo, scoring 2-12=14 points with 38 PIM in 68 games.
- Led Sabres blueliners in hits/60 (5.82) and blocked shots/60 (6.11) and was second in shorthanded time on ice (139:42) and shorthanded time on ice per game (2:03).
- Became the first skater in Sabres history to score a shorthanded overtime goal in the regular season, Feb. 23 @ TBL.
- Recorded a single-game career-high with three points (0-3=3), Jan. 21 vs. ANA.
- Notched a career-long three-game point/assist streak from Dec. 31 - Jan. 3 (0-3=3).
- Skated in a career-high 23:50, Mar. 27 vs. MTL.

## CAREER

- Has appeared in 279 career NHL games with Buffalo (2022-23), Toronto (2021-22) and Arizona (2018-22), earning 5-34=39 points with 130 PIM.
- Combined for 77 games with Toronto and Arizona in 2021-22, setting single-season career highs in points (2-13=15), assists, hits (187), blocked shots (92), time on ice per game (17:27) and appearances (77).
- Became the 39th modern-day Russian-born defenseman to skate in 100 career NHL games Feb. 22, 2021 vs. Anaheim.
- Led Arizona defensemen in hits in back-to-back seasons, including 2019-20 (151) and 2020-21 (103).
- Began his professional career with Lokomotiv Yaroslavl of the KHL from 2013-18, recording 12-24=36 points with a +33 rating and 260 PIM in 262 games.
- Set KHL single-season career-highs in points (4-7=11), goals, assists and plus/minus (+15) in 2015-16.
- Also appeared in 53 career KHL Gagarin Cup Playoff games, posting 1-1=2 points with 85 PIM. Helped Lokomotiv Yaroslavl to Conference Final appearances in 2014 and 2017.

## INTERNATIONAL:

- Helped Russia to bronze at the 2014 World Junior Championship, co-leading tournament defensemen in assists (0-4=4) and ranking tied for seventh in points. Co-led Russian defensemen in assists and ranked tied for second in points in the tournament.

## PERSONAL:

- Nickname: Boosh
- His goal song with the Sabres was "I'm A Gummy Bear" by Gummibär. The song was released in 2007 in Hungary and was at the top of the ringtone charts for eight months. His favorite band is The Scorpions.
- He chose No. 46 for his birthday month (4) and day (6).

**BORN**

April 6, 1994 (29); Toronto, Ontario

**ACQUIRED**

From Buffalo for Minnesota's 2025 fourth-round selection, Aug. 18, 2023

**DRAFTED**

Not drafted

**CONTRACT**

Signed by Buffalo to a two-year contract through 2023-24, July 13, 2022

**46****CAREER STATISTICS**

SEASON	TEAM	LEAGUE	REGULAR SEASON							PLAYOFFS				
			GP	G	A	PTS.	PIM	+/-	GP	G	A	PTS.	PIM	
2011-12	Kuznetskie Medvedi Jr.	Russia Jr.	26	0	1	1	34	-1	-	-	-	-	-	
	Kuznetskie Medvedi Jr.	Russia Jr.	21	3	1	4	26	+4	3	1	0	1	2	
2012-13	Lokomotiv Yaroslavl	Russia 2	42	1	4	5	26	+6	5	1	0	1	4	
	Lokomotiv Yaroslavl Jr.	Russia Jr.	4	0	0	0	0	+3	-	-	-	-	-	
2013-14	Lokomotiv Yaroslavl	KHL	32	1	1	2	18	0	18	0	0	0	47	
	Lokomotiv Yaroslavl Jr.	Russia Jr.	11	1	1	2	36	+10	-	-	-	-	-	
2014-15	Lokomotiv Yaroslavl	KHL	60	1	6	7	30	+4	6	0	0	0	0	
2015-16	Lokomotiv Yaroslavl	KHL	55	4	7	11	68	+15	5	0	0	0	0	
2016-17	Lokomotiv Yaroslavl	KHL	60	3	4	7	69	+4	15	0	1	1	26	
2017-18	Lokomotiv Yaroslavl	KHL	50	3	6	9	73	+14	9	1	0	1	4	
<b>2018-19</b>	<b>ARIZONA</b>	<b>NHL</b>	<b>41</b>	<b>0</b>	<b>4</b>	<b>4</b>	<b>13</b>	<b>-9</b>	-	-	-	-	-	
<b>2019-20</b>	<b>ARIZONA</b>	<b>NHL</b>	<b>51</b>	<b>0</b>	<b>4</b>	<b>4</b>	<b>18</b>	<b>+4</b>	-	-	-	-	-	
	Tucson	AHL	2	0	0	0	2	0	-	-	-	-	-	
<b>2020-21</b>	<b>ARIZONA</b>	<b>NHL</b>	<b>42</b>	<b>1</b>	<b>1</b>	<b>2</b>	<b>10</b>	<b>-13</b>	-	-	-	-	-	
	Lokomotiv Yaroslavl	KHL	5	0	0	0	2	-4	-	-	-	-	-	
<b>2021-22</b>	<b>ARIZONA</b>	<b>NHL</b>	<b>46</b>	<b>0</b>	<b>9</b>	<b>9</b>	<b>26</b>	<b>-6</b>	-	-	-	-	-	
	<b>TORONTO</b>	<b>NHL</b>	<b>31</b>	<b>2</b>	<b>4</b>	<b>6</b>	<b>25</b>	<b>+4</b>	<b>7</b>	<b>0</b>	<b>1</b>	<b>1</b>	<b>18</b>	
<b>2022-23</b>	<b>BUFFALO</b>	<b>NHL</b>	<b>68</b>	<b>2</b>	<b>12</b>	<b>14</b>	<b>38</b>	<b>-2</b>	-	-	-	-	-	
<b>NHL TOTALS</b>			<b>279</b>	<b>5</b>	<b>34</b>	<b>39</b>	<b>130</b>	<b>-22</b>	<b>7</b>	<b>0</b>	<b>1</b>	<b>1</b>	<b>18</b>	
<b>RUSSIA TOTALS</b>			<b>262</b>	<b>12</b>	<b>24</b>	<b>36</b>	<b>260</b>	<b>+33</b>	<b>53</b>	<b>1</b>	<b>1</b>	<b>2</b>	<b>85</b>	

**CAREER****FIRSTS**Goal: Apr. 7, 2021 @ LAK  
(Jonathan Quick)

Assist: Dec. 22, 2018 vs. COL

Point: Dec. 22, 2018 vs. COL  
(assist)**HAT TRICKS**

None

**MULTIPLE-POINT GAMES**

3 (0 multiple-goal, 2 multiple-assist)

**OT GOALS**

1 (Feb. 23 @ TBL; 6-5)

**GAME HIGHS****GOALS**1, five times (last: Mar. 15,  
2023 @ WSH)**ASSISTS**3, Jan. 21, 2023 vs. ANA  
(0-3=3)**POINTS**3, Jan. 21, 2023 vs. ANA  
(0-3=3)**PIM**5, two times (last: Apr. 19,  
2022 vs. PHI)**TOI**

23:50, Mar. 27, 2023 vs. MTL

**SHOTS**4, three times (last: Mar. 26,  
2022 @ MTL)**PLUS/MINUS**

+4, Apr. 14, 2022 vs. WSH)

**STREAKS****GOALS**

None

**ASSISTS**Three games, Dec. 31 - Jan. 3  
(0-3=3)**POINTS**Three games, Dec. 31 - Jan. 3  
(0-3=3)**PENALTY SHOTS**

None



# BROCK MCGINN

POSITION	HEIGHT	WEIGHT	SHOOTS
LW	6-0	190	LEFT

## 2022-23

- Split his eighth NHL season with Anaheim and Pittsburgh, combining for 12-7=19 points with 21 PIM in 75 games. Recorded a career-high three GWG.
- Following his acquisition March 3, recorded 2-1=3 points in 15 games with the Ducks.
- Scored his first goal as a Duck, Mar. 8 @ VAN and earned his first assist as a Duck, Mar. 17 vs. CBJ.
- Made his Ducks debut, Mar. 7 @ VAN.
- Scored 10-6=16 points with 21 PIM in 60 games with Pittsburgh.
- Scored goals in a season high three straight games Nov. 9-12 w/ PIT (3-0=3), one shy of his career-best four-game goal streak (Feb. 4-11, 2021; 4-0=4)
- Missed Anaheim's final four games with an upper body injury, Apr. 8-13.

## CAREER

- Spent parts of two seasons with Pittsburgh from 2021-23, tallying 22-16=28 points in 124 games and 1-1=2 points in seven Stanley Cup Playoff games.
- Helped Carolina to the 2019 Eastern Conference Final, tallying 2-4=6 points in 15 Stanley Cup Playoff games.
- In six seasons with Carolina from 2015-21, recorded 51-50=101 points in 345 games. Set career highs in goals (16), assists (14), points (30) and PIM (22) in 2017-18.
- Made his NHL debut Oct. 16, 2015 with Carolina, scoring 55 seconds in to his first shift.
- Tallied 39-31=70 points in 134 career AHL games with the Charlotte Checkers.
- Spent parts of five seasons with Guelph Storm of the OHL from 2010-14 posting 93-79=172 points in 227 games. Helped Guelph to an OHL championship in 2013-14, scoring 12 points in 12 postseason games (6-6=12). Also scored 1-4=5 points in four Memorial Cup games in 2014

## PERSONAL

- Nickname: Ginner
- His brother, Jamie, appeared in 21 games with the Ducks in 2015-16 following the trade deadline, earning 8-4=12 points. He also scored two goals in seven playoff games.
- His favorite TV show is Modern Family and his favorite artist is Chris Stapleton.



**BORN**

February 2, 1994 (29); Fergus, Ontario

**ACQUIRED**

From Pittsburgh with a 2024 third-round selection for Dmitry Kulikov

**DRAFTED**

By Carolina in the second round (47th overall) of the 2012 NHL Draft

**CONTRACT**

Signed to a four-year contract through 2024-25, July 28, 2021

26

**CAREER STATISTICS**

SEASON	TEAM	LEAGUE	REGULAR SEASON							PLAYOFFS				
			GP	G	A	PTS.	PIM	+/-	GP	G	A	PTS.	PIM	
2010-11	Guelph	OHL	68	10	4	14	38	+3	16	0	1	1	12	
2011-12	Guelph	OHL	33	12	7	19	25	-2	6	1	1	2	8	
2012-13	Guelph	OHL	68	28	26	54	71	+7	3	2	2	4	11	
	Charlotte	AHL	4	0	0	0	0	-2	2	0	0	0	2	
2013-14	Guelph	OHL	58	43	42	85	45	+46	12	6	6	12	21	
2014-15	Charlotte	AHL	73	15	12	27	38	-18	-	-	-	-	-	
<b>2015-16</b>	<b>CAROLINA</b>	<b>NHL</b>	<b>21</b>	<b>3</b>	<b>1</b>	<b>4</b>	<b>10</b>	<b>-14</b>	-	-	-	-	-	
	Charlotte	AHL	48	19	16	35	29	-8	-	-	-	-	-	
<b>2016-17</b>	<b>CAROLINA</b>	<b>NHL</b>	<b>57</b>	<b>7</b>	<b>9</b>	<b>16</b>	<b>6</b>	<b>-11</b>	-	-	-	-	-	
	Charlotte	AHL	9	5	3	8	6	+3	-	-	-	-	-	
<b>2017-18</b>	<b>CAROLINA</b>	<b>NHL</b>	<b>80</b>	<b>16</b>	<b>14</b>	<b>30</b>	<b>22</b>	<b>-12</b>	-	-	-	-	-	
<b>2018-19</b>	<b>CAROLINA</b>	<b>NHL</b>	<b>82</b>	<b>10</b>	<b>16</b>	<b>26</b>	<b>20</b>	<b>+10</b>	<b>15</b>	<b>2</b>	<b>4</b>	<b>6</b>	<b>6</b>	
<b>2019-20</b>	<b>CAROLINA</b>	<b>NHL</b>	<b>68</b>	<b>7</b>	<b>10</b>	<b>17</b>	<b>17</b>	<b>-4</b>	<b>8</b>	<b>1</b>	<b>1</b>	<b>2</b>	<b>2</b>	
<b>2020-21</b>	<b>CAROLINA</b>	<b>NHL</b>	<b>37</b>	<b>8</b>	<b>5</b>	<b>13</b>	<b>6</b>	<b>0</b>	<b>11</b>	<b>3</b>	<b>1</b>	<b>4</b>	<b>4</b>	
<b>2021-22</b>	<b>PITTSBURGH</b>	<b>NHL</b>	<b>64</b>	<b>12</b>	<b>10</b>	<b>22</b>	<b>14</b>	<b>0</b>	<b>7</b>	<b>1</b>	<b>1</b>	<b>2</b>	<b>4</b>	
<b>2022-23</b>	<b>PITTSBURGH</b>	<b>NHL</b>	<b>60</b>	<b>10</b>	<b>6</b>	<b>16</b>	<b>21</b>	<b>0</b>	-	-	-	-	-	
	<b>ANAHEIM</b>	<b>NHL</b>	<b>15</b>	<b>2</b>	<b>1</b>	<b>3</b>	<b>0</b>	<b>-6</b>	-	-	-	-	-	
<b>NHL TOTALS</b>			<b>484</b>	<b>75</b>	<b>72</b>	<b>147</b>	<b>116</b>	<b>-37</b>	<b>41</b>	<b>7</b>	<b>7</b>	<b>14</b>	<b>16</b>	

**CAREER****FIRSTS**Goal: Oct. 16, 2015 @ DET  
(NHL Debut, Jimmy Howard)

Assist: Oct. 16, 2015 @ DET

Point: Oct. 16, 2015 @ DET  
(goal)**HAT TRICKS**

None

**MULTIPLE-POINT GAMES**

93 (23 multiple-goal, 29 multiple-assist)

**OT GOALS**

7 (last: Mar. 18, 2021 vs. ARI)

**GAME HIGHS****GOALS**2, 5 times (last: Feb. 15, 2021  
w/PIT vs. CBJ)**ASSISTS**3, 1 time (last: Jan. 14, 2017  
w/CAR vs. NYI)**POINTS**4, two times (last: Feb. 15,  
2021 w/PIT vs. CBJ)**PIM**

7, Dec. 2, 2017 w/CAR vs. FLA

**TOI**

21:05, Mar. 22, 2018 vs. ARI

**SHOTS**6, two times (last: Jan. 14,  
2018 w/CAR vs. CGY)**PLUS/MINUS**+3, four times (last: Nov. 18,  
2021 w/PIT @ MTL)**STREAKS****GOALS**Four games, Feb. 4-11 2021  
(4-0=4)**ASSISTS**Three games, Jan. 3-6, 2019  
(0-3=3)**POINTS**Four games, Feb. 4-11 2021  
(4-0=4)**PENALTY SHOTS**

None



# MASON McTAVISH

<b>POSITION</b>	<b>HEIGHT</b>	<b>WEIGHT</b>	<b>SHOOTS</b>
C	6-0	215	LEFT

## 2022-23

- In his first full NHL season, scored 17-26=43 points in 80 games, ranking fourth in Ducks history for single-season points by a rookie: Trevor Zegras (61 in 2021-22), Bobby Ryan (57 in 2008-09) & Dustin Penner (45 in 2006-07).
- Among NHL rookies, co-led in PPG (7), was tied for second in primary assists (18), third in points (17-26=43) and PPP (7-7=14), fifth in goals and tied for fifth in assists.
- Led Anaheim in PPG (7), was tied for second in PPP (7-7=14) and ranked fourth in points.
- Recorded a career high four points (2-2=4) and his first career multi-goal game, Jan. 6 vs. SJS, his second straight game with multiple points (3-3=6). Was the first player in Ducks history and fifth NHL player the last 10 seasons to record six (or more) points in two games before age 20 (McTavish is 19 years 341 days), including Connor McDavid (twice, 2016), Patrik Laine (2018), Tomas Hertl (2013) & Elias Pettersson (2018). Became the third teenager to record a multi-goal game as a Duck: Cam Fowler (19 years, 343 days) & Hampus Lindholm (19 years, 356 days).
- Set a career-high with three assists (0-3=3), Feb. 27 vs. CHI, tied for the second-most by a Ducks rookie in a game.
- Recorded two primary assists (0-2=2), Oct. 12 vs. SEA, becoming the third player in NHL history 19 or younger to earn multiple points in two season openers.

## CAREER

- In his NHL debut, Oct. 13, 2021 vs. WPG, became the youngest Duck to score a goal at 18 years, 256 days, surpassing the previous mark set by Oleg Tverdovsky (18 years, 259 days) on Feb. 1, 1995 at DAL. Also added an assist in his NHL debut, becoming the sixth player in Ducks history to record multiple points in his NHL debut (last: Jamie Drysdale, Mar. 18, 2020 vs. ARI; 1-1=2). Only two players in Ducks history tallied more in their NHL debut with the club: Stanislav Chistov (1-3-4 on Oct. 10, 2002 @ STL) and Alex Hicks (2-1=3 on Nov. 15, 1995 vs. COL).
- Became one of four Ducks to appear in the club's season-opening contest following their respective NHL Draft selection, joining Cam Fowler (2010), Chad Kilger (1995) and Oleg Tverdovsky (1994).
- Combined for 20-27=47 points with a +30 rating and 31 PIM in 29 OHL games with Hamilton and Peterborough following his NHL debut in 2021. Was named to the OHL Second All-Star Team after ranking seventh among OHL players in points per game (1.62) and goals per game (.69) and ranked fifth among OHL leaders in FOW% (57.5, min. 300 attempts).
- Helped Hamilton to an OHL championship and to the Memorial Cup final in 2020-21, scoring 16-13=29 points in 19 playoff contests. Ranked second in goals and fifth in scoring among all skaters. Was named to the Memorial Cup All-Star Team, scoring 6-2=8 points in five tournament games.
- Spent 2020-21 with Olten of the Swiss League (Switzerland's second division), scoring 9-2=11 points with a +4 rating in 13 regular-season games. Led all players 19-and-younger in points per game (.85) and co-led in goals. Also scored 2-5=7 points in the 2021 Swiss League playoffs, recording at least one point in each of his four postseason games.
- Was named to the OHL Second All-Rookie Team in 2019-20 after ranking second in rookie scoring with 29-13=42 points in 57 games with Peterborough. Ranked third among Peterborough leaders in goals, and the most goals by a Petes rookie since 2009-10 (Matt Puempel, 33).

## INTERNATIONAL:

- Was named MVP of the 2022 World Junior Championship, serving as Canada's captain. Led all tournament

## BORN

January 30, 2003 (21); Zurich, Switzerland

## DRAFTED

By Anaheim in the first round (third overall) of the 2021 NHL Draft

## CONTRACT

Signed a three-year entry-level contract through 2024-25, Aug. 13, 2021

# 23

skaters in points (8-9=17) and goals, while he co-led in assists. His 17 points were tied for the third most by a Canadian in a single WJC, matching Wayne Gretzky (1978) and Eric Lindros (1991).

- In the gold medal game, he recorded two assists, with his nine total in the tournament tied for seventh all-time by a Canadian in a single WJC. His eight goals ranked tied for fifth by a Canadian in a single WJC.
- Also helped Canada to gold at the 2021 U-18 World Championship (5-6=11 points with a +10 rating in seven GP) and appeared at the 2019 World Under-17 Hockey Challenge.

## PERSONAL:

- Nickname: Mack Tee
- Was born in Zurich, Switzerland but is a Canadian national.
- His father, Dale, appeared in nine NHL games with Calgary (1-2=3). He also scored 188-190=378 points in 361 career Swiss National League games.

## CAREER STATISTICS

SEASON	TEAM	LEAGUE	REGULAR SEASON							PLAYOFFS			
			GP	G	A	PTS.	PIM	+/-	GP	G	A	PTS.	PIM
2019-20	Peterborough	OHL	57	29	13	42	31	-4	-	-	-	-	-
2020-21	Oltén	Swiss-2	13	9	2	11	6	+4	4	2	5	7	4
<b>2021-22</b>	<b>ANAHEIM</b>	<b>NHL</b>	<b>9</b>	<b>2</b>	<b>1</b>	<b>3</b>	<b>2</b>	<b>+3</b>	-	-	-	-	-
	San Diego	AHL	3	1	1	2	4	+1	-	-	-	-	-
	Canada	Olympics	5	0	1	1	2	+1	-	-	-	-	-
	Peterborough	OHL	5	6	1	7	11	+3	-	-	-	-	-
	Hamilton	OHL	24	14	26	40	20	+27	19	16	13	29	26
<b>2022-23</b>	<b>ANAHEIM</b>	<b>NHL</b>	<b>80</b>	<b>17</b>	<b>26</b>	<b>43</b>	<b>44</b>	<b>-19</b>	-	-	-	-	-
<b>NHL TOTALS</b>			<b>89</b>	<b>19</b>	<b>27</b>	<b>46</b>	<b>46</b>	<b>-16</b>	-	-	-	-	-

### CAREER

#### FIRSTS

Goal: Oct. 13, 2021 vs. WPG (Connor Hellebuyck)

Assist: Oct. 13, 2021 vs. WPG

Point: Oct. 13, 2021 vs. WPG (goal)

#### HAT TRICKS

1, Jan. 4, 2022 vs. PHI

#### MULTIPLE-POINT GAMES

36 (5 multiple-goal, 15 multiple-assist)

#### OT GOALS

3 (last: Oct. 12, 2022 vs. SEA; 5-4)

### GAME HIGHS

#### GOALS

2, twice (last: Mar. 12, 2023 vs. NSH; 2-0=2)

#### ASSISTS

3, Feb. 27, 2023 vs. CHI; 0-3=3

#### POINTS

4, Jan. 6, 2023 vs. SJS (2-2=4)

#### PIM

4, three times (last: Feb. 10, 2023 vs. PIT)

#### TOI

22:34, Jan. 8, 2023 vs. BOS

#### SHOTS

5, Dec. 12, 2022 vs. CGY

#### PLUS/MINUS

+3, Feb. 27, 2023 vs. CHI

### STREAKS

#### GOALS

Two games, three times (last: Feb. 17-20, 2023; 2-0=2)

#### ASSISTS

Two games, five times (last: Feb. 27-Mar. 1, 2023; 0-4=4)

#### POINTS

Three games, Feb. 27-Mar. 3, 2023 (1-4=5)

#### PENALTY SHOTS

None



# JAKOB SILFVERBERG

<b>POSITION</b>	<b>HEIGHT</b>	<b>WEIGHT</b>	<b>SHOOTS</b>
RW	6-1	210	RIGHT

## 2022-23

- Appeared in his 12th NHL season, his 10th with Anaheim, tallying 10-16=26 points with 32 PIM in 81 games. Marked his highest games played since 2015-16 (82).
- Was selected by the Anaheim PHWA as the Ducks' nominee for the 2022-23 Bill Masterton Memorial Trophy, presented annually to the NHL player who best exemplifies the qualities of perseverance, sportsmanship and dedication to hockey
- Had a season-long three game assist streak (0-3=3), Mar. 25-30.
- Had goals in three straight games Feb. 23-27 (3-0=3), one game shy of his career best (Dec. 5-12, 2018; 4-0=4).
- Scored his 150th goal as a Duck, Feb. 27 vs. CHI.
- Surpassed Bobby Ryan for sole possession of seventh on the Ducks' all-time goal list with his 148th goal with the franchise, Feb. 23 @ WSH.
- Surpassed Steve Rucchin (616) for sole possession of fifth on the club's all-time games played list, Oct. 28 @ VGK.
- Missed one game due to illness, Mar. 17 @ NYR, his only game not dressed in 2022-23

## CAREER

- Entered the 2022-23 campaign ranked third among all-time franchise leaders in SHG (10), tied for third in SHP (15), fifth in appearances (691), shots (1,607), seventh in goals (151), GWG (19), eighth in points (335), ninth in assists (184)
- Scored two goals in 35 seconds during the third period Nov. 9, 2017 vs. VAN, marking the second-fastest goals by a single player in franchise history.
- Established career highs in single-season points (49) and tied a career best in assists (26) in 2016-17... set a career high in goals (24) in 2018-19.
- Earned his first career hat trick, first four-point game (3-1=4) and first +4 rating in a 7-1 win, Mar. 14, 2016 vs. NJD.
- Led the league with nine shootout goals (9-for-13) and in shootout percentage (69.2%, min. five attempts) in 2014-15... only four players had scored more than nine shootout goals in a single season since 2005-06.

## INTERNATIONAL

- Has represented Sweden on seven occasions, winning medals at the 2014 Olympic Winter Games (silver), 2011 World Championship (silver) and 2010 World Junior Championship (bronze).
- Also played for Sweden at the 2016 World Cup of Hockey.

## PERSONAL

- Nickname: Silf
- The artist he listens to most is Mac Miller while his favorite movie is The Lord of the Rings trilogy.
- His hometown, Gavle, is the oldest city in Norrland, the northernmost, largest and least populated of the three traditional lands of Sweden.

**BORN**

October 13, 1990 (33); Gavle, Sweden

**ACQUIRED**

From Ottawa with Stefan Noesen and a first-round selection in the 2014 NHL Draft in exchange for Bobby Ryan, July 5, 2013

**DRAFTED**

By Ottawa in the second round (39th overall) of the 2009 NHL Draft

**CONTRACT**

Signed a five-year contract extension through 2023-24, Mar. 2, 2019

**33****CAREER STATISTICS**

SEASON	TEAM	LEAGUE	REGULAR SEASON							PLAYOFFS				
			GP	G	A	PTS.	PIM	+/-	GP	G	A	PTS.	PIM	
2005-06	Brynäs U-18	Sweden U-18	8	0	0	0	0	-	-	-	-	-	-	
2006-07	Brynäs U-18	Sweden U-18	14	3	8	11	6	-	3	0	0	0	0	
	Brynäs Jr.	Sweden Jr.	6	1	3	4	0	-	-	-	-	-	-	
2007-08	Brynäs U-18	Sweden U-18	5	5	3	8	2	-	5	3	4	7	2	
	Brynäs Jr.	Sweden Jr.	30	8	12	20	8	-	7	3	0	3	2	
2008-09	Brynäs Jr.	Sweden Jr.	30	14	24	38	6	-	-	-	-	-	-	
	Brynäs	Sweden	16	3	1	4	2	-	4	0	0	0	2	
2009-10	Brynäs	Sweden	48	8	8	16	4	-	5	1	1	2	2	
2010-11	Brynäs	Sweden	53	18	16	34	16	-	5	0	4	4	2	
<b>2011-12</b>	Brynäs	Sweden	49	24	30	54	10	-	16	13	7	20	4	
	<b>OTTAWA</b>	<b>NHL</b>	-	-	-	-	-	-	<b>2</b>	<b>0</b>	<b>0</b>	<b>0</b>	<b>2</b>	
2012-13	Binghamton	AHL	34	13	16	29	2	+4	-	-	-	-	-	
	<b>OTTAWA</b>	<b>NHL</b>	<b>48</b>	<b>10</b>	<b>9</b>	<b>19</b>	<b>12</b>	<b>+9</b>	<b>10</b>	<b>2</b>	<b>2</b>	<b>4</b>	<b>2</b>	
<b>2013-14</b>	<b>ANAHEIM</b>	<b>NHL</b>	<b>52</b>	<b>10</b>	<b>13</b>	<b>23</b>	<b>12</b>	<b>+2</b>	<b>13</b>	<b>2</b>	<b>0</b>	<b>2</b>	<b>4</b>	
	Sweden	Olympics	6	0	1	1	2	+1	-	-	-	-	-	
<b>2014-15</b>	<b>ANAHEIM</b>	<b>NHL</b>	<b>81</b>	<b>13</b>	<b>26</b>	<b>39</b>	<b>24</b>	<b>+15</b>	<b>16</b>	<b>4</b>	<b>14</b>	<b>18</b>	<b>16</b>	
<b>2015-16</b>	<b>ANAHEIM</b>	<b>NHL</b>	<b>82</b>	<b>20</b>	<b>19</b>	<b>39</b>	<b>32</b>	<b>+8</b>	<b>7</b>	<b>0</b>	<b>5</b>	<b>5</b>	<b>6</b>	
<b>2016-17</b>	<b>ANAHEIM</b>	<b>NHL</b>	<b>79</b>	<b>23</b>	<b>26</b>	<b>49</b>	<b>20</b>	<b>+10</b>	<b>17</b>	<b>9</b>	<b>5</b>	<b>14</b>	<b>6</b>	
<b>2017-18</b>	<b>ANAHEIM</b>	<b>NHL</b>	<b>77</b>	<b>17</b>	<b>23</b>	<b>40</b>	<b>18</b>	<b>+6</b>	<b>4</b>	<b>1</b>	<b>1</b>	<b>2</b>	<b>2</b>	
<b>2018-19</b>	<b>ANAHEIM</b>	<b>NHL</b>	<b>73</b>	<b>24</b>	<b>19</b>	<b>43</b>	<b>28</b>	<b>-9</b>	-	-	-	-	-	
<b>2019-20</b>	<b>ANAHEIM</b>	<b>NHL</b>	<b>66</b>	<b>21</b>	<b>18</b>	<b>39</b>	<b>14</b>	<b>0</b>	-	-	-	-	-	
<b>2020-21</b>	<b>ANAHEIM</b>	<b>NHL</b>	<b>47</b>	<b>8</b>	<b>8</b>	<b>16</b>	<b>18</b>	<b>-17</b>	-	-	-	-	-	
<b>2021-22</b>	<b>ANAHEIM</b>	<b>NHL</b>	<b>53</b>	<b>5</b>	<b>16</b>	<b>21</b>	<b>30</b>	<b>-3</b>	-	-	-	-	-	
<b>2022-23</b>	<b>ANAHEIM</b>	<b>NHL</b>	<b>81</b>	<b>10</b>	<b>16</b>	<b>26</b>	<b>32</b>	<b>-20</b>	-	-	-	-	-	
<b>NHL TOTALS</b>			<b>739</b>	<b>161</b>	<b>193</b>	<b>354</b>	<b>240</b>	<b>+1</b>	<b>69</b>	<b>18</b>	<b>27</b>	<b>45</b>	<b>38</b>	
<b>ANAHEIM TOTALS</b>			<b>691</b>	<b>151</b>	<b>184</b>	<b>335</b>	<b>228</b>	<b>-8</b>	<b>57</b>	<b>16</b>	<b>25</b>	<b>41</b>	<b>34</b>	

**CAREER****FIRSTS**

Goal: Jan. 19, 2013 vs. FLA (Jose Theodore)

Assist: Feb. 7, 2013 vs. CAR

Point: Jan. 19, 2013 vs. FLA (goal)

**HAT TRICKS**

1, Mar. 14, 2016 vs. NJD

**MULTIPLE-POINT GAMES**

57 (16 multiple-goal, 20 multiple-assist)

**OT GOALS**

2, (last: Mar. 22, 2019 vs. SJS)

**GAME HIGHS****GOALS**

3, Mar. 14, 2016 vs. NJD

**ASSISTS**

3, three times (last: Oct. 19, 2021 @ EDM; 0-3=3)

**POINTS**

4, two times (last: Nov. 10, 2016 @ CAR; 2-2=4)

**PIM**

4, eight times (last: Mar. 27, 2023 vs. COL)

**TOI**

24:16, Jan. 4, 2022 vs. PHI

**SHOTS**

9, two times (last: Mar. 24, 2017 vs. WPG)

**PLUS/MINUS**

+4, three times (last: Oct. 16, 2020 vs. BUF)

**STREAKS****GOALS**

Four games, Dec. 5-12, 2018 (4-0=4)

**ASSISTS**

Four games two times (last: Mar. 3-8, 2019; 2-4=6)

**POINTS**

Seven games, Mar. 3-14, 2019 (5-4=9)

**PENALTY SHOTS**

None



# ALEX STALOCK

POSITION	HEIGHT	WEIGHT	CATCHES
G	5-11	170	LEFT

## 2022-23

- In his 11th season and first with the Chicago Blackhawks, went 9-15-2 with two shutouts, a 3.01 GAA and .908 SV% in 27 games (24 starts).
- Tied a single-game career high with 44 saves, Jan. 8 vs. CGY.
- Became the first NHL goaltender in 88 seasons (1934-35) to stop a penalty shot in three straight games (March 16, 2023 @ NSH (Matt Duchene), March 14, 2023 vs. BOS (David Pastmak), March 8, 2023 @ DET (Dylan Larkin).
- Named one of three finalists for the Bill Masterton Trophy after missing the majority of the 2020-21 campaign due to myocarditis.

## CAREER

- Posted a 108-82-20 record with 12 shutouts, a 2.63 GAA and .910 SV% in 217 career AHL games split between Bakersfield, San Jose, Iowa, Toronto, Worcester and Peoria.
- Led the AHL in wins (39-19-2) with Worcester in 2009-10 and was named to the AHL All-Rookie Team and represented the Sharks at the All-Star Game.
- Spent three seasons at the University of Minnesota Duluth (2006-09), helping the Bulldogs to a WCHA championships and NCAA West Regional Final in 2009.
- Went 21-13-8 with five shutouts, a 2.13 GAA and .924 SV% in 42 games during the 2008-09 season. Led the NCAA in minutes (2,534) and was named to the NCAA West First All-American Team and the WCHA First All-Star Team.
- Named USHL Goaltender of the year in 2006 and USHL Playoff MVP, leading the Ceda Rapids to a Clark Cup championship in 2005.
- Also named USA Hockey Junior Goalie of the Year in 2005-06 after leading the USHL in SV% (.931) and earning USHL First All-Star Team honors.

**BORN**

July 28, 1987 (36); Saint Paul, Minnesota

**DRAFTED**

By San Jose in the fourth round (112th overall) of the 2005 NHL Draft

**CONTRACT**

Signed a one-year contract through 2023-24, Aug. 7, 2023

**32****CAREER STATISTICS**

SEASON	TEAM	LEAGUE	GP	MIN	GA	REGULAR SEASON					PLAYOFFS				
						SO	GAA	SV%	W-OT	GP	MIN	GA	SO	GAA	W-L
2009-10	Worcester	AHL	61	3534	155	4	2.63	.908	39-19-2	11	6583	26	0	2.28	6-5
<b>2010-11</b>	<b>SAN JOSE</b>	<b>NHL</b>	<b>1</b>	<b>29</b>	-	<b>0</b>	-	<b>1.00</b>	<b>1-0-0</b>	<b>10</b>	<b>609</b>	<b>22</b>	<b>1</b>	<b>2.17</b>	<b>5-5</b>
	Worcester	AHL	41	2397	105	0	2.63	.907	19-17-14	-	-	-	-	-	-
2011-12	Worcester	AHL	45	2587	101	5	2.34	.919	21-17-0	-	-	-	-	-	-
	Peoria	AHL	3	106	2	1	1.13	.964	2-0-0	-	-	-	-	-	-
<b>2012-13</b>	<b>SAN JOSE</b>	<b>NHL</b>	<b>2</b>	<b>41</b>	<b>0</b>	<b>2.87</b>	<b>.846</b>	<b>0-0-1</b>	-	-	-	-	-	-	-
	Worcester	AHL	38	2281	99	2	2.60	.912	17-16-4	-	-	-	-	-	-
<b>2013-14</b>	<b>SAN JOSE</b>	<b>NHL</b>	<b>24</b>	<b>1251</b>	<b>2</b>	<b>1.87</b>	<b>.932</b>	<b>8-9-0</b>	<b>3</b>	<b>117</b>	<b>0</b>	<b>0</b>	<b>2.05</b>	<b>0-1</b>	
<b>2014-15</b>	<b>SAN JOSE</b>	<b>NHL</b>	<b>22</b>	<b>1236</b>	<b>2</b>	<b>2.62</b>	<b>.902</b>	<b>8-9-2</b>	-	-	-	-	-	-	-
<b>2015-16</b>	<b>SAN JOSE</b>	<b>NHL</b>	<b>13</b>	<b>674</b>	<b>0</b>	<b>2.94</b>	<b>.884</b>	<b>3-5-2</b>	-	-	-	-	-	-	-
	Toronto	AHL	3	181	8	0	2.66	.907	1-2-0	-	-	-	-	-	-
	San Jose	AHL	2	122	4	0	1.96	.930	2-0-0	-	-	-	-	-	-
<b>2016-17</b>	<b>MINNESOTA</b>	<b>NHL</b>	<b>2</b>	<b>118</b>	<b>0</b>	<b>1.51</b>	<b>.944</b>	<b>1-1-0</b>	<b>1</b>	<b>48</b>	<b>0</b>	<b>1.25</b>	-	-	
	Iowa	AHL	50	2871	109	4	2.28	.926	17-8-4	1	48	0	1.25	0-0	
<b>2017-18</b>	<b>MINNESOTA</b>	<b>NHL</b>	<b>28</b>	<b>1495</b>	<b>1</b>	<b>2.85</b>	<b>.910</b>	<b>10-10-4</b>	-	-	-	-	-	-	
<b>2018-19</b>	<b>MINNESOTA</b>	<b>NHL</b>	<b>21</b>	<b>1065</b>	<b>0</b>	<b>2.99</b>	<b>.899</b>	<b>6-8-3</b>	-	-	-	-	-	-	
<b>2019-20</b>	<b>MINNESOTA</b>	<b>NHL</b>	<b>38</b>	<b>2177</b>	<b>4</b>	<b>2.67</b>	<b>.910</b>	<b>20-11-4</b>	<b>4</b>	<b>237</b>	<b>0</b>	<b>1</b>	<b>3.03</b>	<b>1-3</b>	
2020-21	Did not play														
<b>2021-22</b>	<b>SAN JOSE</b>	<b>NHL</b>	<b>1</b>	<b>46</b>	<b>0</b>	<b>7.81</b>	<b>.786</b>	<b>0-1-0</b>	-	-	-	-	-	-	-
	Bakersfield	AHL	5	269	17	0	3.81	.862	3-2-0	-	-	-	-	-	-
<b>2022-23</b>	<b>CHICAGO</b>	<b>NHL</b>	<b>27</b>	<b>1475</b>	<b>2</b>	<b>3.01</b>	<b>.908</b>	<b>9-15-2</b>	-	-	-	-	-	-	-
<b>NHL TOTALS</b>			<b>179</b>	<b>9612</b>		<b>11</b>	<b>2.70</b>	<b>.908</b>	<b>70-65-20</b>	<b>26</b>	<b>1412</b>	<b>66</b>	<b>1</b>	<b>2.80</b>	<b>11-13</b>

**CAREER****FIRSTS**

Win: Feb. 1, 2011 vs. PHX (5-3 win, 9 saves)

Start: Oct. 27, 2013 @ OTT (5-2 win 38 saves)

Appearance: Feb. 1, 2011 vs. PHX (5-3 win, 9 saves)

**GAME HIGHS****SAVES**

44, Jan. 8, 2023 vs. CGY, Dec. 21, 2013 vs. DAL

**SHOTS FACED**

59, Feb. 10, 2023 vs. PIT

**GOALS AGAINST**

Nov. 27, 2017 @ WPG

**STREAKS****WINNING**

Four games, Feb. 21-28, 2020

**REGULATION LOSING**

Seven games, Mar. 18-Apr. 10, 2023

**SHUTOUT SEQUENCE**

178:55, Jan. 5-27, 2014 (spanning three games)

**CONSECUTIVE GAMES PLAYED**

Nine games, Dec. 10-27, 2017

**STREAKS****CONSECUTIVE STARTS**


Seven games, two times: Feb. 25-March 7, 2020 &amp; Dec. 14-27, 2017

**PENALTY SHOTS**

6-7 (last: Mar. 16, 2023 vs. NSH; Duchene unsuccessful)

**CAREER SHOOTOUT STATISTICS**

8-10 (43-64, .672)



# RYAN STROME

<b>POSITION</b>	<b>HEIGHT</b>	<b>WEIGHT</b>	<b>SHOOTS</b>
C	6-1	196	RIGHT

## 2022-23

- In his 11th NHL season and first with Anaheim, recorded 15-26=41 points with 79 penalty minutes in 82 games, marking his fourth straight season with 40-or-more points and fifth overall.
- One of two Anaheim players to appear in all 82 games in 2022-23 (Cam Fowler).
- Led Anaheim skaters in faceoff wins (402), ranked fifth in assists and sixth in points and goals.
- Tied for eighth among NHL leaders with two overtime goals.
- Skated in his 700th career NHL game, Apr. 8 @ ARI.
- Had a season-long four-game point/assist streak Jan. 16-21 (0-4=4). Also had points in three straight games twice, Mar. 15-19 (2-2=4) and Oct. 30-Nov. 3 (2-2=4).
- Recorded seven multi-point outings: Apr. 8 @ ARI (1-2=3), Mar. 17 vs. CBJ (1-1=2), Feb. 25 @ CAR (0-2=2), Dec. 17 @ EDM (1-1=2), Nov. 6 vs. FLA (1-1=2), Nov. 3 @ VAN (1-1=2), Oct. 12 vs. SEA (1-2=3).

## CAREER

- Appeared in his 600th career game, Mar. 8 @ MIN.
- Helped the Rangers to an appearance in the 2022 Eastern Conference Final, scoring 2-7=9 points in 19 Stanley Cup Playoff contests and earned 1-5=6 points in a First Round series vs. PIT.
- Recorded career-highs in goals (21) and GWG (5), while adding 21-33=54 points with a +15 rating and 69 PIM in 74 regular-season games during 2021-22.
- In 2020-21, registered 14-35=49 points in 56 games with the Rangers, establishing career highs in assists per game (0.63), points per game (0.88), power play assists (15), and power play points (18).
- Was one of five NHL centers in 2020-21 who registered at least 14 goals, 35 assists, and a plus-six rating (McDavid, Draisaitl, MacKinnon, Crosby).
- Became the first player in NHL history to record at least 100 career points each with the Rangers and Islanders with 1-1=2 points, Feb. 20, 2021. The assist was his 100th career point with the Rangers, and the goal was his 100th career NHL goal.
- Set single-season career highs in points (18-41=59), assists and average time on ice (19:35) in 2019-20.
- Appeared in 55 career AHL games with the Bridgeport Islanders, scoring 17-43=60 points and was named to the 2013-14 AHL All-Rookie Team, scoring 13-36=49 points in 37 games, leading all AHL newcomers in points per game (1.32).
- Split four seasons with Niagara and Barrie of the OHL, scoring 105-190=295 points in 225 games (1.31 points per game). Also earned 15-26=41 points in 44 career OHL Playoff contests, co-leading Niagara in postseason goals (7) and ranking second for points (7-16=23) in 2012.

## INTERNATIONAL:

- Represented Canada at back-to-back World Junior Championships 2012 (bronze) and 2013, combining for 7-8=15 points in 12 tournament games. Also earned silver at the 2010 U-17 World Hockey Challenge.

## PERSONAL:

- Nickname: Stromer
- His brother, Dylan, is a center for the Washington Capitals. He was selected by Arizona third overall in the 2015 NHL Draft. His other brother, Mathew, was selected by Philadelphia in the fourth round of the 2017 NHL Draft, and was a 2023 Calder Cup champion with the Hershey Bears (AHL).
- His favorite TV shows are Peaky Blinders, Yellowstone and Succession.



**BORN**

July 11, 1993; Mississauga, Ontario

**ACQUIRED**

Signed as a free agent, July 13, 2022

**DRAFTED**

By New York Islanders in the first round (fifth overall) of the 2011 NHL Draft

**CONTRACT**

Signed a five-year contract through 2026-27, July 13, 2022

**16****CAREER STATISTICS**

SEASON	TEAM	LEAGUE	REGULAR SEASON							PLAYOFFS				
			GP	G	A	PTS.	PIM	+/-	GP	G	A	PTS.	PIM	
2009-10	Barrie	OHL	34	5	9	14	35	+7	-	-	-	-	-	
	Niagara	OHL	27	3	10	13	26	-9	5	0	3	3	0	
2010-11	Niagara	OHL	65	33	73	106	82	+28	14	6	6	12	19	
2011-12	Niagara	OHL	46	30	38	68	47	+37	20	7	16	23	31	
2012-13	Niagara	OHL	53	34	60	94	59	+43	5	2	1	3	8	
	Bridgeport	AHL	10	2	5	7	4	-1	-	-	-	-	-	
<b>2013-14</b>	Bridgeport	AHL	37	13	36	49	41	+16	-	-	-	-	-	
	<b>NY ISLANDERS</b>	<b>NHL</b>	<b>37</b>	<b>7</b>	<b>11</b>	<b>18</b>	<b>8</b>	<b>-1</b>	-	-	-	-	-	
<b>2014-15</b>	<b>NY ISLANDERS</b>	<b>NHL</b>	<b>81</b>	<b>17</b>	<b>33</b>	<b>50</b>	<b>47</b>	<b>+23</b>	<b>7</b>	<b>2</b>	<b>2</b>	<b>4</b>	<b>2</b>	
<b>2015-16</b>	<b>NY ISLANDERS</b>	<b>NHL</b>	<b>71</b>	<b>8</b>	<b>20</b>	<b>28</b>	<b>28</b>	<b>-9</b>	<b>8</b>	<b>1</b>	<b>3</b>	<b>4</b>	<b>2</b>	
	Bridgeport	AHL	8	2	2	4	10	+3	-	-	-	-	-	
<b>2016-17</b>	<b>NY ISLANDERS</b>	<b>NHL</b>	<b>69</b>	<b>13</b>	<b>17</b>	<b>30</b>	<b>40</b>	<b>-8</b>	-	-	-	-	-	
<b>2017-18</b>	<b>EDMONTON</b>	<b>NHL</b>	<b>82</b>	<b>13</b>	<b>21</b>	<b>34</b>	<b>33</b>	<b>-4</b>	-	-	-	-	-	
<b>2018-19</b>	<b>EDMONTON</b>	<b>NHL</b>	<b>18</b>	<b>1</b>	<b>1</b>	<b>2</b>	<b>14</b>	<b>-1</b>	-	-	-	-	-	
	<b>NY RANGERS</b>	<b>NHL</b>	<b>63</b>	<b>18</b>	<b>15</b>	<b>33</b>	<b>50</b>	<b>-2</b>	-	-	-	-	-	
<b>2019-20</b>	<b>NY RANGERS</b>	<b>NHL</b>	<b>70</b>	<b>18</b>	<b>41</b>	<b>59</b>	<b>48</b>	<b>+21</b>	<b>3</b>	<b>0</b>	<b>2</b>	<b>2</b>	<b>7</b>	
<b>2020-21</b>	<b>NY RANGERS</b>	<b>NHL</b>	<b>56</b>	<b>14</b>	<b>35</b>	<b>49</b>	<b>39</b>	<b>+6</b>	-	-	-	-	-	
<b>2021-22</b>	<b>NY RANGERS</b>	<b>NHL</b>	<b>74</b>	<b>21</b>	<b>33</b>	<b>54</b>	<b>69</b>	<b>+15</b>	<b>19</b>	<b>2</b>	<b>7</b>	<b>9</b>	<b>10</b>	
<b>2022-23</b>	<b>ANAHEIM</b>	<b>NHL</b>	<b>82</b>	<b>15</b>	<b>26</b>	<b>41</b>	<b>79</b>	<b>-30</b>	-	-	-	-	-	
<b>NHL TOTALS</b>			<b>703</b>	<b>145</b>	<b>253</b>	<b>398</b>	<b>455</b>	<b>+30</b>	<b>37</b>	<b>5</b>	<b>14</b>	<b>19</b>	<b>21</b>	
<b>ANAHEIM TOTALS</b>			<b>82</b>	<b>15</b>	<b>26</b>	<b>41</b>	<b>79</b>	<b>-30</b>	-	-	-	-	-	

**CAREER****FIRSTS**Goal: Jan. 6, 2014 vs. DAL  
(Kari Lehtonen)

Assist: Dec. 20, 2013 @ NYR

Point: Dec. 20, 2013 @ NYR  
(assist)**HAT TRICKS**

None

**MULTIPLE-POINT GAMES**

83 (12 multiple-goal, 39 multiple-assist)

**OT GOALS**

4 (last: Dec. 6, 2022 vs. CAR)

**GAME HIGHS****GOALS**2, 12 times (last: Apr. 19, 2022  
w/ NYR vs. WPG)**ASSISTS**3, two times (last: Mar. 25,  
2021 w/ NYR @ PHI)**POINTS**4, three times (last: Mar. 25,  
2021 w/ NYR @ PHI; 1-3=4)**PIM**

17, May 5, 2021 w/ NYR vs. WSH

**TOI**

27:57, Nov. 16, 2019 w/ NYR @ FLA

**SHOTS**8, two times (last: Dec. 12,  
2021 w/ NYR vs. NSH)**PLUS/MINUS**+4, two times (last: Apr. 21,  
2022 w/ NYR @ NYI)**STREAKS****GOALS**Three games, two times (last:  
Dec. 27-31, 2019; 4-3=7)**ASSISTS**10 games, Mar. 15-Apr. 1,  
2021 (0-14=14)**POINTS**11 games, Mar. 13-Apr. 1,  
2021 (2-14=16)**PENALTY SHOTS**

None



# TROY TERRY

<b>POSITION</b>	<b>HEIGHT</b>	<b>WEIGHT</b>	<b>SHOOTS</b>
RW	6-0	185	RIGHT

## 2022-23

- In his sixth season with Anaheim, tallied 23-38=61 points in 70 games, his second straight season with 60-plus points and 20 goals. Set a new single-season career-high in assists.
- Led Anaheim skaters in points per game (.87), even-strength points (18-31=49) and multi-point games (16), co-led in goals, ranked second in points and assists, tied for second in PPG. Led Anaheim forwards in time on ice per game (19:22).
- Represented Anaheim at the 2023 Honda NHL All-Star Game Feb. 3-4, his second straight All-Star appearance. Is the fifth Anaheim forward to be named an All-Star multiple times (Paul Kariya, 7x; Teemu Selanne, 5x; Corey Perry, 4x; Ryan Getzlaf, 3x).
- Recorded his 100th career assist, Apr. 11 vs. VAN, the sixth-fastest player in franchise history to reach the milestone (273 GP), trailing Paul Kariya (153 GP), Ryan Getzlaf (198 GP), Steve Rucchin (216 GP), Bobby Ryan (266 GP) and Andy McDonald (271 GP).
- Had a career-tying four-game goal streak Feb. 23- Mar. 1 (4-1=5), the third of his career (last: Apr. 10-17, 2022; 5-1=6).
- Recorded a career-tying three points three times (nine career times), Jan. 24 @ ARI (1-2=3), Nov. 3 @ VAN (1-2=3) and Oct. 12 vs. SEA (2-1=3).
- Had a career-long five-game assist streak Oct. 30-Nov. 6, 2022 (1-7=8).
- Scored his third career OT goal, his second goal of the game (2-1=3), Oct. 12 @ SEA. He scored Anaheim's first goal 51 seconds into the game, the second-fastest goal by a Duck in a season opener (Comtois, :49, Oct. 3, 2018 @ SJS).
- Missed 12 games due to injury or personal reasons.

## CAREER

- Enters 2023-24 pacing Anaheim in goals (59) and points (127) the last two seasons.
- Set career highs in points (37-30=67), goals, PPG (8), GWG (7) and games played (75) in 2021-22 to lead Anaheim in scoring, goals and GWG. Became the fifth Duck to score 35 goals in a season, joining Teemu Selanne (5x), Paul Kariya (4x), Corey Perry (3x) and Bobby Ryan (1x), the first since 2013-14 (Perry, 43).
- His 37 goals in 2021-22 are the most in franchise history by a player drafted outside of the first round.
- Recorded a career-best 16-game point streak Oct. 18-Nov. 18 (12-10=22), the third longest in Ducks history and longest since Corey Perry's club record of 19 games (10-16=26, 2009-10).
- Scored the OT winner on his first career penalty shot goal (third attempt), Dec. 12, 2021 @ STL. Became the third Duck (18th NHL player) to score a penalty shot goal in OT, joining Bobby Ryan (Mar. 2, 2011 vs. DET) and Jonathan Hedstrom (Mar. 22, 2006 vs. COL).
- Made his NHL debut with the Ducks, Mar. 27, 2018 @ VAN. Scored his first NHL goal as part of a two-point game (1-1=2), his first NHL points, Jan. 19, 2019 @ NJD.
- Became the first Anaheim rookie in club history to record back-to-back three-point games Mar. 6-8, 2019 (1-5=6) and the first NHL rookie to do so since Mathew Barzal (NYI), Jan. 13-15, 2018 (3-5=8).
- Scored 23-34=57 points with a +15 rating in 55 AHL games with San Diego. Set a Gulls club record 11-game point streak to begin his AHL career from Oct. 19-Nov. 23, 2018 (7-9=16).
- Scored 45-70=115 points with a +56 rating in 115 games in three seasons at Denver University (2015-18). Led Denver to the 2017 NCAA National Championship and back-to-back NCHC Conference championship in 2017 and 2018. Was named an NCAA First All-American Team in 2017-18 and to the All-Frozen Four Team in 2016-17.

## BORN

September 10, 1997 (26); Denver, Colorado

## DRAFTED

By Anaheim in the fifth round (148th overall) of the 2015 NHL Draft

## CONTRACT

Signed a seven-year contract extension through 2029-30, Aug. 2, 2023

# 19

## INTERNATIONAL:

- Represented Team USA at the 2018 Winter Olympic Games, recording five assists (0-5=5) in five games. Ranked fifth among Olympic skaters in assists and second on Team USA in scoring.
- Helped lead Team USA to gold at the 2017 World Junior Championship, going 4-for-4 in shootouts with game-deciding goals against Canada (Final) and Russia (Semifinals). Won gold with Team USA at the 2015 U-18 World Championship and won bronze at the 2014 U-18 Ivan Hlinka Memorial Cup.

## PERSONAL:

- Nickname: Timmy
- Was named after Dallas Cowboys and Hall of Fame quarterback Troy Aikman.
- Describes himself as a very good Guitar Hero player.
- His favorite films include Catch Me If You Can, Interstellar and Elf.

## CAREER STATISTICS

SEASON	TEAM	LEAGUE	REGULAR SEASON							PLAYOFFS				
			GP	G	A	PTS.	PIM	+/-	GP	G	A	PTS.	PIM	
2014-15	USNTDP	U-18	66	19	25	44	8	-	-	-	-	-	-	
2015-16	Denver	NCHC	41	9	13	22	8	+4	-	-	-	-	-	
2016-17	Denver	NCHC	35	22	23	45	22	+31	-	-	-	-	-	
2017-18	Denver	NCHC	39	14	34	48	6	+21	-	-	-	-	-	
	USA	Olympics	5	0	5	5	4	+2	-	-	-	-	-	
2018-19	ANAHEIM	NHL	2	0	0	0	0	0	-	-	-	-	-	
	ANAHEIM	NHL	32	4	9	13	2	+8	-	-	-	-	-	
	San Diego	AHL	41	16	25	41	4	+1	-	-	-	-	-	
2019-20	ANAHEIM	NHL	47	4	11	15	6	-5	-	-	-	-	-	
	San Diego	AHL	14	7	9	16	6	+14	-	-	-	-	-	
2021-22	ANAHEIM	NHL	75	37	30	67	26	-11	-	-	-	-	-	
2022-23	ANAHEIM	NHL	70	23	38	61	22	-8	-	-	-	-	-	
<b>NHL TOTALS</b>			<b>274</b>	<b>75</b>	<b>101</b>	<b>176</b>	<b>74</b>	<b>-17</b>	-	-	-	-	-	

## CAREER

### FIRSTS

Goal: Jan. 19, 2019 @ NJD (Mackenzie Blackwood)

Assist: Jan. 19, 2019 @ NJD

Point: Jan. 19, 2019 @ NJD (goal)

### HAT TRICKS

1, Jan. 4, 2022 vs. PHI

### MULTIPLE-POINT GAMES

36 (5 multiple-goal, 15 multiple-assist)

### OT GOALS

3 (last: Oct. 12, 2022 vs. SEA; 5-4)

## GAME HIGHS

### GOALS

3, Jan. 4, 2022 vs. PHI

### ASSISTS

3, Mar. 6, 2019 vs. STL

### POINTS

3, nine times (last: Jan. 24, 2023 @ ARI; 1-2=3)

### PIM

4, May 8, 2021 @ MIN

### TOI

24:56, Dec. 6, 2022 vs. CAR

### SHOTS

9, Feb. 13, 2020 vs. CGY

### PLUS/MINUS

+4, Mar. 8, 2019 vs. MTL

## STREAKS

### GOALS

Four games, three times (last: Feb. 23 - Mar. 1, 2023; 4-1=5)

### ASSISTS


Five games, Oct. 30-Nov. 6, 2023 (1-7=8)

### POINTS

16 games, Oct. 18-Nov. 18, 2022 (12-10=22)

### PENALTY SHOTS

1-for-3, (last: Dec. 12, 2021 @ STL; goal vs. Jon Gillies)



# URHO VAAKANAINEN

POSITION	HEIGHT	WEIGHT	SHOOTS
D	6-2	207	LEFT

## 2022-23

- In his fifth NHL season and second with Anaheim during 2022-23, tallied two assists in 23 games.
- Recorded his second assist of the season and added a +1 rating, Jan. 28 vs. ARI
- Tallied his first assist of the season, Dec. 30 vs. NSH
- Missed 57 games due to injury and illness, including Anaheim's first 22 contests with an upper-body injury Oct. 12-Nov. 27, three games due to illness Dec. 20-23 and 32 games due to a torn left labrum in his left hip.

## CAREER

- Split his fourth professional season in 2021-22 with Anaheim and Boston, Scored a career-high six points (0-6=6) with 10 PIM in a career-best 29 games.
- Established career highs in points, assists, hits (27), blocked shots (28) and TOI/game (19:19) during 2021-22.
- Recorded his first point (assist) as a Duck, Mar. 31, 2022 vs. DAL after making his Anaheim debut, Mar. 29 vs. DAL.
- Earned assists in each of his first three games with Boston, Jan. 8-12, 2022 (0-3=3), marking career highs for points/assists in consecutive games.
- Made his NHL debut, Oct. 20, 2018 w/ BOS @ VAN. Recorded his first two NHL points, earning assists in back-to-back games, Feb. 21, 2021 w/ BOS vs. PHI and Feb. 25, 2021 w/ BOS @ NYI.
- Set AHL career highs in points (5-9=14), goals, plus/minus (+18) and appearances (54) in 2019-20, while posting a personal-best 10 assists in 2018-19.

## INTERNATIONAL

- Skated in 111 career Finnish Liiga games with SaiPa, JYP and Blues, tallying 8-16=24 points with a +7 rating and 46 PIM. Earned three assists in 14 Liiga Playoff games in 2016-17 with JYP, helping JYP to Game 7 of the Semifinals.
- Represented Finland at three consecutive World Junior Championships, including 2017, 2018 and 2019, winning gold in 2019. Also helped Finland to medals at the 2016 World U-18 Championship (gold) and 2017 World U-18 Championship (silver).

## PERSONAL

- Nickname: Vaks
- Teemu Selanne is his favorite Anaheim Duck, "for obvious reasons."
- Attended the 2010 Winter Olympic Games in Vancouver.

## BORN

January 1, 1999 (24); Joensuu, Finland

## ACQUIRED

From Boston with John Moore, 2022 first-round, 2023 second-round and 2024 second-round selections in the NHL Draft for Hampus Lindholm and Kodie Curran, Mar. 19, 2022

## DRAFTED

By Boston in the first round (18th overall) of the 2017 NHL Draft

## CONTRACT

Signed a two-year contract extension through 2023-24, July 22, 2022

# 5

## CAREER STATISTICS

SEASON	TEAM	LEAGUE	REGULAR SEASON						PLAYOFFS				
			GP	G	A	PTS.	PIM	+/-	GP	G	A	PTS.	PIM
2014-15	Blues Jr.	Finland Jr.	30	4	8	12	34	+20	-	-	-	-	-
2015-16	Blues	Finland	25	1	5	6	8	-8	-	-	-	-	-
	Blues Jr.	Finland Jr.	18	2	11	13	8	+10	2	0	0	0	2
2016-17	JYP	Finland	41	2	4	6	12	+5	14	0	3	3	2
	JYP	Finland-2	3	0	1	1	29	-2	-	-	-	-	-
	JYP Jr.	Finland Jr.	1	0	0	0	0	-1	-	-	-	-	-
2017-18	SaiPa	Finland	43	4	7	11	24	+8	9	0	1	1	0
2018-19	Providence	AHL	30	4	10	14	10	+2	4	0	0	0	2
	<b>BOSTON</b>	<b>NHL</b>	<b>2</b>	<b>0</b>	<b>0</b>	<b>0</b>	<b>0</b>	<b>-1</b>	-	-	-	-	-
2019-20	Providence	AHL	54	5	9	14	18	+18	-	-	-	-	-
	<b>BOSTON</b>	<b>NHL</b>	<b>5</b>	<b>0</b>	<b>0</b>	<b>0</b>	<b>0</b>	<b>+2</b>	-	-	-	-	-
2020-21	SaiPa	Finland	2	1	0	1	2	+2	-	-	-	-	-
	Providence	AHL	11	1	2	3	6	+1	-	-	-	-	-
2021-22	<b>BOSTON</b>	<b>NHL</b>	<b>9</b>	<b>0</b>	<b>2</b>	<b>2</b>	<b>2</b>	<b>-3</b>	-	-	-	-	-
	Providence	AHL	23	1	7	8	20	+6	-	-	-	-	-
2022-23	<b>BOSTON</b>	<b>NHL</b>	<b>15</b>	<b>0</b>	<b>4</b>	<b>4</b>	<b>4</b>	<b>0</b>	-	-	-	-	-
	<b>ANAHEIM</b>	<b>NHL</b>	<b>14</b>	<b>0</b>	<b>2</b>	<b>2</b>	<b>6</b>	<b>-5</b>	-	-	-	-	-
<b>2022-23</b>	<b>ANAHEIM</b>	<b>NHL</b>	<b>24</b>	<b>0</b>	<b>2</b>	<b>2</b>	<b>0</b>	<b>-16</b>	-	-	-	-	-
<b>NHL TOTALS</b>			<b>68</b>	<b>0</b>	<b>10</b>	<b>10</b>	<b>12</b>	<b>-23</b>	-	-	-	-	-
<b>AHL TOTALS</b>			<b>118</b>	<b>11</b>	<b>28</b>	<b>39</b>	<b>54</b>	<b>+27</b>	<b>4</b>	<b>0</b>	<b>0</b>	<b>0</b>	<b>2</b>
<b>FINLAND TOTALS</b>			<b>111</b>	<b>8</b>	<b>16</b>	<b>24</b>	<b>46</b>	<b>+7</b>	<b>23</b>	<b>0</b>	<b>4</b>	<b>4</b>	<b>2</b>

## CAREER

### FIRSTS

Goal: None

Assist: Feb. 21, 2021 vs. PHI

Point: Feb. 21, 2021 vs. PHI (assist)

### HAT TRICKS

None

### MULTIPLE-POINT GAMES

None

### OT GOALS

None

## GAME HIGHS

### GOALS

None

### ASSISTS

1, ten times (last: Jan. 28, 2023 vs. ARI)

### POINTS

1, ten times (last: Jan. 28, 2023 vs. ARI)

### PIM

4, Apr. 26, 2022 @ SJS

### TOI

23:28, Feb. 21, 2021 w/ BOS vs/ PHI

### SHOTS

3, four times (last: Apr. 3, 2022 vs. EDM)

### PLUS/MINUS

+2, three times (last: Apr. 9, 2022 @ PHI)

## STREAKS

### GOALS

None

### ASSISTS

Three games, Jan. 8-12, 2022 w/ BOS (0-3=3)

### POINTS

Three games, Jan. 8-12, 2022 w/ BOS (0-3=3)

### PENALTY SHOTS

None



# FRANK VATRANO

<b>POSITION</b>	<b>HEIGHT</b>	<b>WEIGHT</b>	<b>SHOOTS</b>
RW	5-11	204	LEFT

## 2022-23

- In his eighth NHL season, his first with Anaheim, recorded career-highs in both points (22-19=41) and assists with 66 penalty minutes in 81 games, marking his first season crossing the 40-point mark.
- Ranked tied for third among Anaheim leaders in goals, second in powerplay goals (5) and tied for fifth in points, leading Anaheim with 231 shots on goal.
- Tied for 10th among NHL forwards in blocked shots (75).
- Recorded his 200th career NHL point (assist), Feb. 27 vs. CHI.
- Tallied his third career hat trick (last: Jan. 21, 2020 @ CHI; 3-0=3), the first by a Duck since Troy Terry Jan. 2, 2022 vs. PHI (3-0=3), Jan. 26 @ COL.
- Skated a career-high 24:12 TOI, Dec. 13 @ TOR.
- Had a career-tying three-game assist streak Dec. 3-6 (0-3=3).
- Started his Anaheim career with three goals in five games, the most goals he has scored through his first six games in a season (prior 2; last: 2018-19 w/ FLA and 2016-17 w/ BOS).
- Scored his first goal as a Duck in his Anaheim debut, Oct. 12 vs. SEA.
- Did not dress due to the birth of his child, Mar. 25 vs. STL, was his only game not dressed in 2022-23.

## CAREER

- Helped the Rangers to an appearance in the 2022 Eastern Conference Final, scoring 5-8=13 points in 20 Stanley Cup Playoff games, ranked tied for fourth in assists and tied for fifth in goals among Rangers postseason leaders.
- Scored two goals in 18 seconds, Mar. 27, 2022 vs. BUF, marking the fastest two goals by a Ranger since Jaromir Jagr in 2005 (15 seconds).
- In 2020-21, led Florida with a career-high seven game-winning goals, three OT goals and 10 third-periods goal. Appeared in all 56 contests, ranking second among team leaders in shots (158) and even-strength goals (16), third in goals (18), fifth among club forwards in hits (69) and takeaways (23) and sixth in blocked shots (21).
- Acquired by the Rangers for a 2022 fourth-round selection in the NHL Draft, Mar. 16, 2022, recorded 8-5=13 points in 22 games with the Rangers and 10-9=19 points in 49 games with the Panthers.
- Scored a goal in his NHL debut, Nov. 7, 2015 w/ BOS @ MTL (Mike Condon) and in his Stanley Cup Playoff debut, Apr. 12, 2017 w/ BOS @ OTT (Craig Anderson).
- Appeared in 43 career AHL games with Providence, leading the league in goals (36) in 2015-16 while earning the Willie Marshall Award as the top goal scorer in the AHL. Was named a First All-Star Team and to the All-Rookie Team after recording 36-19=55 points in 36 games.
- Spent two seasons at the University of Massachusetts-Amherst (2013-15), scoring 18-10=28 points in 37 NCAA contests and led the Minutemen with 18 goals in 36 games in 2014-15 (18-10=28).
- Appeared in three seasons with the USNTDP U-17 and U-18 teams from 2010-13, scoring 18-16=35 points in 59 games.

## INTERNATIONAL

- Has represented Team USA at two World Championships (2016 and 2019), and helped his country earn medals at the 2012 World Junior Championship (gold) and 2011 U-17 World Hockey Challenge (silver).

**BORN**

March 14, 1994 (29); East Longmeadow, Massachusetts

**ACQUIRED**

Signed as a free agent, July 13, 2022

**DRAFTED**

Not drafted

**CONTRACT**

Signed a three-year contract through 2024-25, July 13, 2022

**77****CAREER STATISTICS**

SEASON	TEAM	LEAGUE	REGULAR SEASON							PLAYOFFS				
			GP	G	A	PTS.	PIM	+/-	GP	G	A	PTS.	PIM	
2010-11	USNTDP	U-17	34	11	4	15	22	+2	2	1	0	1	0	
2011-12	USNTDP	U-18	60	16	19	35	24	-	-	-	-	-		
2012-13	USNTDP	U-18	5	0	4	4	21	-	-	-	-	-		
2013-14	UMass	H-East	1	0	0	0	0	0	-	-	-	-		
2014-15	UMass	H-East	36	18	10	28	28	-15	-	-	-	-		
<b>2015-16</b>	Providence	AHL	36	36	19	55	22	+21	3	1	0	1	2	
	<b>BOSTON</b>	<b>NHL</b>	<b>39</b>	<b>8</b>	<b>3</b>	<b>11</b>	<b>14</b>	<b>-3</b>	-	-	-	-		
<b>2016-17</b>	<b>BOSTON</b>	<b>NHL</b>	<b>44</b>	<b>10</b>	<b>8</b>	<b>18</b>	<b>14</b>	<b>-3</b>	<b>6</b>	<b>1</b>	<b>0</b>	<b>1</b>	<b>4</b>	
	Providence	AHL	2	2	0	2	4	+2	-	-	-	-		
<b>2017-18</b>	<b>BOSTON</b>	<b>NHL</b>	<b>25</b>	<b>2</b>	<b>0</b>	<b>2</b>	<b>22</b>	<b>-3</b>	-	-	-	-		
	<b>FLORIDA</b>	<b>NHL</b>	<b>16</b>	<b>5</b>	<b>3</b>	<b>8</b>	<b>12</b>	<b>+6</b>	-	-	-	-		
<b>2018-19</b>	<b>FLORIDA</b>	<b>NHL</b>	<b>81</b>	<b>24</b>	<b>15</b>	<b>39</b>	<b>38</b>	<b>-10</b>	-	-	-	-		
<b>2019-20</b>	<b>FLORIDA</b>	<b>NHL</b>	<b>69</b>	<b>16</b>	<b>18</b>	<b>34</b>	<b>30</b>	<b>-8</b>	<b>2</b>	<b>0</b>	<b>0</b>	<b>2</b>		
<b>2020-21</b>	<b>FLORIDA</b>	<b>NHL</b>	<b>56</b>	<b>18</b>	<b>8</b>	<b>26</b>	<b>26</b>	<b>+8</b>	<b>6</b>	<b>1</b>	<b>1</b>	<b>2</b>	<b>4</b>	
<b>2021-22</b>	<b>FLORIDA</b>	<b>NHL</b>	<b>49</b>	<b>10</b>	<b>9</b>	<b>19</b>	<b>16</b>	<b>-2</b>	-	-	-	-		
	<b>NY RANGERS</b>	<b>NHL</b>	<b>22</b>	<b>8</b>	<b>5</b>	<b>13</b>	<b>6</b>	<b>+6</b>	<b>20</b>	<b>5</b>	<b>8</b>	<b>13</b>	<b>13</b>	
<b>2022-23</b>	<b>ANAHEIM</b>	<b>NHL</b>	<b>81</b>	<b>22</b>	<b>19</b>	<b>41</b>	<b>66</b>	<b>-29</b>	-	-	-	-		
<b>NHL TOTALS</b>			<b>482</b>	<b>123</b>	<b>88</b>	<b>211</b>	<b>244</b>	<b>-38</b>	<b>34</b>	<b>7</b>	<b>9</b>	<b>16</b>	<b>23</b>	
<b>ANAHEIM TOTALS</b>			<b>81</b>	<b>22</b>	<b>19</b>	<b>41</b>	<b>66</b>	<b>-29</b>	-	-	-	-	-	

**CAREER****FIRSTS**Goal: Nov. 7, 2015 @ MTL  
(NHL Debut, Jonas Gustavsson)

Assist: Nov. 25, 2015 @ DET

Point: Nov. 7, 2015 @ MTL  
(goal)**HAT TRICKS**

3 (last: Jan. 26, 2023 @ COL)

**MULTIPLE-POINT GAMES**

34 (11 multiple-goal, 7 multiple-assist)

**OT GOALS**

6 (last: Feb. 7, 2023 @ CHI)

**GAME HIGHS****GOALS**

3, three times (last: Jan. 26, 2023 @ COL)

**ASSISTS**

3, Jan. 21, 2019 w/ FLA vs. SJS

**POINTS**

4, Jan. 21, 2019 w/ FLA vs. SJS (1-3=4)

**PIM**

12, three times (last: Apr. 9, 2023 vs. COL)

**TOI**

24:12, Dec. 12, 2022 @ TOR

**SHOTS**

8, three times (last: Jan. 26, 2023 @ COL)

**PLUS/MINUS**

+3, six times (last: Apr. 2, 2023 @ CGY)

**STREAKS****GOALS**

Three games, five times (last: Mar. 25-30, 2022; 4-0=4)

**ASSISTS**

Three games, two times (last: Dec. 3-6, 2022)

**POINTS**

Five games, Jan. 12-21, 2020 (5-4=9)

**PENALTY SHOTS**

1-3 (last: Apr. 19, 2021 w/ FLA vs. CBJ; unsuccessful vs. Elvis Merzlikins)



# TREVOR ZEGRAS

POSITION	HEIGHT	WEIGHT	SHOOTS
C	6-0	185	LEFT

## 2022-23

- In his third season with Anaheim, tallied a career-high 23-42=65 points with 88 PIM in 81 games. Set career-highs in assists and games played, and matched his personal best in goals. Led Anaheim in points, assists and PPP (4-13=17), co-led in goals, and ranked second in multi-point games (15).
- Was the third-youngest NHL player (22 years) to lead his team in points and goals, trailing Jack Hughes, NJD (21) & Tim Stutzle, OTT (21).
- Is the second player in Ducks history to reach 60-points multiple times before age 23 (Paul Kariya, 1995-96 & 1996-97), the first Ducks player to record multiple 20-goal seasons before age 22 and the first player in franchise history to record multiple 30-assist seasons age 21 or younger.
- Had points in a career-best six straight games Jan. 13-24 (5-5=10), besting his previous high of four (five prior times, last: Jan. 2-8, 2023; 1-3=4).
- Scored two OT goals (second and third of career), including Jan. 28 vs. ARI and Oct. 30 vs. TOR.
- Tied a career high with three points twice: Jan. 21 @ BUF (2-1=3) and Nov. 27 vs. SEA (0-3=3).
- Recorded his 100 and 101st career points (36-65=101, 136 GP), the third fastest player (second youngest) to debut with ANA to record 100 points behind Kariya (98 GP) and Ryan (126 GP).
- Appeared in his 100th career game, Oct. 12 vs. SEA, tying the game at 4-4 (PPG) with 13:23 remaining & recorded an assist (1-1=2). Among players to debut with Anaheim, only two recorded more points than his 27-49=76 through their 100th game: Kariya (47-56=103) & Ryan (40-35=75).
- Missed one game due to a lower-body injury Mar. 30, his only game not dressed in 2022-23.

## CAREER

- Enters the 2022-23 season leading all NHL skaters with 10 shootout goals since the start of 2021-22, three ahead of all other skaters.
- Set Anaheim's all-time rookie scoring record in 2021-22 (23-38=61) to surpass Bobby Ryan's 31-26=57 points in 2008-09. His 38 assists are the most by a Ducks rookie (Cam Fowler, 30 in 2010-11) while he also became Anaheim's all-time rookie scorer with 26-48=74 career points.
- In 2021-22, also led all NHL rookies in points per game (.81, min. 40 points), PPG (9), ranked second in points, tied for second in goals and third in assists. Also led all NHL skaters with six shootout goals. At 21 years and 41 days, became the youngest player in Ducks history to lead the club in assists. Also was the third Ducks rookie (first in 14 seasons) to score 20 goals in a single season (Bobby Ryan, 31 in 2008-09 and Dustin Penner, 29 in 2006-07).
- In his rookie season in 2020-21, led Ducks rookies in scoring (3-10=13) and assists, and co-led in goals in 24 games. Scored his first career NHL goal (Adin Hill), Mar. 18 vs. ARI, becoming the third-youngest U.S.-born player at 19 years, 363 days to score a goal for Anaheim. Recorded his first NHL point (assist), Mar. 3 vs. STL. Made his NHL debut at 19 years, 339 days, Feb. 22 @ ARI, the third-youngest U.S.-born player and eighth-youngest forward to appear in a game with Anaheim.
- Had 11-25=36 points with a +8 rating in 33 games as a freshman at Boston University in 2019-20, ranking second on the Terriers in assists and third in points and plus/minus. Also ranked tied for second among NCAA freshmen in assists and tied for third in points and points per-game (1.09). Was named to the 2019-20 Hockey East All-Rookie Team, named a Hockey East Third Team All-Star and was a finalist for Hockey East Rookie of the Year.
- Recorded 46-100=146 points in 116 career games with the USNTDP U-17 and U-18 teams. Finished fourth in NTDP history in career assists, and sixth for assists in a single-season (61 in 2018-19)...is one of four players in program history to record 100 assists...had 26-61=87 points in 60 games with the NTDP club in 2018-19...ranked second among team leaders in assists, behind only Jack Hughes (78).

## INTERNATIONAL:

- Has represented the U.S. at several international tournaments, including two World Junior Championships (2020 and 2021), the 2019 U-18 World Championship (winning bronze) and a 2017 U-17 World Hockey Challenge (gold).
- Led Team USA to gold at the 2021 World Junior Championship, scoring 7-11=18 points in seven tournament games. Was named the tournament MVP, the fifth American and second Ducks prospect to earn the award (John Gibson, 2013).



## BORN

March 20, 2001 (22); Bedford, New York

## DRAFTED

By Anaheim in the first round (ninth overall) of the 2019 NHL Draft

## CONTRACT

Signed a three-year contract through 2025-26, Oct. 2, 2023

# 11

- Tied the all-time Team USA WJC record for both points and assists (7-20=27), matching both marks held by Jordan Schroeder, who did so over three tournaments and 19 games (Zegras completed his second tournament, 12 career games). Finished his WJC career with the second-highest points-per-game total in U.S. history with 2.25 points per game (Doug Weight, 2.71 per game) and second in all-time assists with 1.67 per game (Weight, 2.0 per game).
- Became only the second player since 2004 to record nine primary assists in a single WJC (2020). His nine assists (0-9=9) led the 2020 tournament and also ranked tied for the fourth-most by a U.S. player in a single WJC. Became only the third U.S. player to have four primary assists in a WJC game since 2005 (Phil Kessel, Dec. 26, 2005 vs. Norway and Jason Robertson, Dec. 28, 2018 vs. Kazakhstan), Dec. 27, 2019 vs. Germany.

## PERSONAL:

- Nickname: Z
- Is an avid tennis player and his favorite TV show is House of the Dragon.
- Was the Cover Athlete (with Canadian Sarah Nurse) for EA SPORTS NHL 23, the first Anaheim Duck player to feature on the cover of the video game.

## CAREER STATISTICS

SEASON	TEAM	LEAGUE	REGULAR SEASON							PLAYOFFS				
			GP	G	A	PTS.	PIM	+/-	GP	G	A	PTS.	PIM	
2017-18	USNTDP	U-17	56	20	39	59	42	-	-	-	-	-	-	
2018-19	USNTDP	U-18	60	26	61	87	94	-	-	-	-	-		
2019-20	Boston University	Hockey East	33	11	25	36	43	+8	-	-	-	-		
<b>2020-21</b>	San Diego	AHL	17	10	11	21	12	+7	3	1	2	3	0	
	<b>ANAHEIM</b>	<b>NHL</b>	<b>24</b>	<b>3</b>	<b>10</b>	<b>13</b>	<b>12</b>	<b>+6</b>	-	-	-	-		
<b>2021-22</b>	<b>ANAHEIM</b>	<b>NHL</b>	<b>75</b>	<b>23</b>	<b>38</b>	<b>61</b>	<b>50</b>	<b>-21</b>	-	-	-	-		
<b>2022-23</b>	<b>ANAHEIM</b>	<b>NHL</b>	<b>81</b>	<b>23</b>	<b>42</b>	<b>65</b>	<b>88</b>	<b>-24</b>	-	-	-	-		
<b>NHL TOTALS</b>			<b>180</b>	<b>49</b>	<b>90</b>	<b>139</b>	<b>150</b>	<b>-39</b>	-	-	-	-		

## CAREER

### FIRSTS

Goal: March 18, 2021 vs. ARI (Adin Hill)

Assist: March 3, 2021 vs. STL

Point: March 3, 2021 vs. STL (assist)

### HAT TRICKS

None

### MULTIPLE-POINT GAMES

36 (8 multiple-goal, 15 multiple-assist)

### OT GOALS

3, Jan. 28, 2023 vs. ARI (2-1 win)

## GAME HIGHS

### GOALS

2, six times (last: Jan. 21, 2023 @ BUF)

### ASSISTS

3, three times (last: Nov. 27, 2022 vs. SEA (0-3=3))

### POINTS

3, four times (last: Jan. 21, 2023 @ BUF; 2-1=3)

### PIM

14, Apr. 13, 2023 vs. LAK

### TOI

24:23, Nov. 15, 2022 vs. DET

### SHOTS

8, Nov. 28, 2021 vs. TOR

### PLUS/MINUS

+3, two times (last: Feb. 25, 2023 @ CAR)

## STREAKS

### GOALS

Two games, six times (last: Jan. 19-21, 2023; 3-2=5)

### ASSISTS


Five games, Jan. 16-24, 2023 (5-5=9)

### POINTS

Six games, Jan. 13-24, 2023 (5-5=10)

### PENALTY SHOTS

None



## ANDREW AGOZZINO / 28

**CENTER | 5-10 | 181 LBS | SHOOTS:** Left

**BORN:** January 3, 1991 (32); Kleinburg, Ontario

**ACQUIRED:** From San Jose for Andrej Sustr, June 27, 2023

**DRAFTED:** Not drafted

- Is in his second stint with the Ducks organization, spending parts of two seasons with Anaheim in 2019-20 and 2020-21 after being claimed on waivers from Pittsburgh Feb. 24, 2020. He combined for 1-1=2 points and a +3 rating in eight games with the Ducks in that span.
- Split his 11th professional season in 2022-23 with the San Jose Sharks NHL and AHL clubs, scoring 1-2=3 points in four NHL games with the Sharks. He also led the San Jose Barracuda in points (26-35=61), goals and assists in 63 AHL games while serving as the club's captain.
- Scored 13-14=27 points in 31 games with San Diego (AHL) in 2020-21, ranking fourth in goals and points, and tied for fourth in assists.
- Is one of four players with 200 goals and 500 points in the AHL the last 15 years (since 2008-09), including Chris Terry, Chris Mueller and Cole Schneider.
- Has posted 219-297=516 points in 664 career AHL games, ranking fourth in goals, fifth in points and eighth in appearances since joining the league full-time in 2010-11.
- Scored his second career goal, which marked his first point as a Duck, Mar. 4 @ COL.
- Made his NHL debut with Colorado in 2014-15, earning an assist in his first NHL game, Nov. 22, 2014 vs. CAR. Scored his first NHL goal for the Avalanche, Feb. 18, 2019 vs. VGK.
- Has led his AHL club in scoring on six occasions in his 11 professional seasons, including San Jose in 2022-23 (26-35=61), Colorado in 2018-19 (26-34=60), San Antonio in 2017-18 (23-21=44), and Lake Erie in 2012-13 (20-32=52), 2013-14 (17-32=49) and 2014-15 (30-34=64). Led his AHL club in goals six times, including San Jose (2022-23), Belleville (2021-22), Colorado (2018-19), San Antonio (2017-18) and Lake Erie (twice: 2012-13 and 2014-15).
- Is a three-time AHL All-Star, representing his clubs in 2012-13, 2018-19 and 2019-20.
- Spent five seasons with Niagara (OHL) from 2007-12, where he currently ranks first in goals (159), points (306) and games played (318) in franchise history. Served as team captain during his last three seasons with the team.
- Signed by San Jose to a two-year contract through the 2023-24 NHL season, July 13, 2022

### REGULAR SEASON

### PLAYOFFS

Season	Team	League	REGULAR SEASON					PLAYOFFS					
			GP	G	A	Pts.	PIM	+/-	GP	G	A	Pts.	PIM
2007-08	Niagara	OHL	50	12	10	22	47	+3	-	-	-	-	-
2008-09	Niagara	OHL	67	27	29	56	88	-10	12	6	5	11	24
2009-10	Niagara	OHL	66	37	29	66	95	+15	5	3	2	5	15
	Peoria	AHL	2	0	0	0	0	+1	-	-	-	-	-
2010-11	Niagara	OHL	68	43	31	74	73	+32	14	6	7	13	19
2011-12	Niagara	OHL	67	40	48	88	67	+32	20	11	7	18	16
2012-13	Lake Erie	AHL	76	20	32	52	73	+16	-	-	-	-	-
2013-14	Lake Erie	AHL	75	17	32	49	73	-12	-	-	-	-	-
2014-15	Lake Erie	AHL	74	30	34	64	55	+2	-	-	-	-	-
2015-16	<b>COLORADO</b>	<b>NHL</b>	<b>1</b>	<b>0</b>	<b>1</b>	<b>1</b>	<b>0</b>	<b>+1</b>	-	-	-	-	-
	San Antonio	AHL	41	12	17	29	32	-13	-	-	-	-	-
2016-17	<b>COLORADO</b>	<b>NHL</b>	<b>9</b>	<b>0</b>	<b>2</b>	<b>2</b>	<b>0</b>	<b>-1</b>	-	-	-	-	-
	Chicago	AHL	71	18	36	54	57	+9	10	3	3	6	6
2017-18	San Antonio	AHL	72	23	21	44	63	-10	-	-	-	-	-
2018-19	Colorado	AHL	56	26	34	60	67	+12	4	3	0	3	6
	<b>COLORADO</b>	<b>NHL</b>	<b>11</b>	<b>1</b>	<b>1</b>	<b>2</b>	<b>0</b>	<b>+2</b>	-	-	-	-	-
2019-20	Wilkes-Barre	AHL	37	14	19	33	28	+5	-	-	-	-	-
	<b>PITTSBURGH</b>	<b>NHL</b>	<b>17</b>	<b>0</b>	<b>2</b>	<b>2</b>	<b>4</b>	<b>0</b>	-	-	-	-	-
	<b>ANAHEIM</b>	<b>NHL</b>	<b>5</b>	<b>1</b>	<b>0</b>	<b>1</b>	<b>0</b>	<b>+3</b>	-	-	-	-	-
2020-21	San Diego	AHL	31	13	14	27	27	-4	3	2	2	4	2
	<b>ANAHEIM</b>	<b>NHL</b>	<b>3</b>	<b>0</b>	<b>1</b>	<b>1</b>	<b>0</b>	<b>0</b>	-	-	-	-	-
2021-22	Belleville	AHL	66	20	23	43	61	-5	2	1	2	3	0
2022-23	<b>OTTAWA</b>	<b>NHL</b>	<b>1</b>	<b>0</b>	<b>0</b>	<b>0</b>	<b>0</b>	<b>0</b>	-	-	-	-	-
	San Jose	AHL	63	26	35	61	72	-2	-	-	-	-	-
	<b>SAN JOSE</b>	<b>NHL</b>	<b>4</b>	<b>1</b>	<b>2</b>	<b>3</b>	<b>0</b>	<b>-1</b>	-	-	-	-	-
<b>NHL Totals</b>			<b>51</b>	<b>3</b>	<b>9</b>	<b>12</b>	<b>4</b>	<b>+4</b>	-	-	-	-	-
<b>AHL Totals</b>			<b>664</b>	<b>219</b>	<b>297</b>	<b>516</b>	<b>608</b>	<b>-1</b>	<b>19</b>	<b>9</b>	<b>7</b>	<b>16</b>	<b>14</b>
<b>Anaheim Totals</b>			<b>8</b>	<b>1</b>	<b>1</b>	<b>2</b>	<b>0</b>	<b>+3</b>	-	-	-	-	-



## GAGE ALEXANDER / 79


**GOALTENDER** | 6-6 | 225 LBS | **CATCHES:** Left

**BORN:** July 2, 2002 (21); Okotoks, Alberta

**DRAFTED:** By Anaheim in the fifth round (148th overall) of the 2021 NHL Draft

- Made his AHL debut with San Diego in 2022-23, going 5-7-3 with one shutout, a 3.59 GAA and .887 SV% in 16 games.
- Earned his first professional win, stopping 29-of-30 shots in his AHL debut Feb. 14, 2023 vs. Tucson, becoming the youngest goaltender in Gulls history to post a shutout Mar. 10, 2023, vs. Henderson (26-of-26).
- Also appeared in six games with Tulsa (ECHL) after completing his WHL career in 2022-23. Went 8-5-1 with a 3.47 GAA and .898 SV% in 15 games with Swift Current (WHL).
- In his third WHL season in 2021-22, went 18-7-4 with two shutouts, a 2.40 GAA and .911 SV% in 29 appearances with Winnipeg. Set career bests in wins, shutouts, saves (696) and appearances.
- Posted a 6-3-0 record with one shutout, a 2.23 GAA and .917 SV% in nine games with the Winnipeg Ice (WHL) in 2020-21, ranking fifth in GAA and eighth in SV% among WHL leaders.
- Signed a three-year entry-level contract through the 2024-25 season, Dec. 30, 2022.

Season	Team	League	REGULAR SEASON							PLAYOFFS					
			GP	MIN	GA	SO	GAA	W-L-T	SV%	GP	MIN	GA	SO	GAA	W-L
2019-20	Winnipeg	WHL	7	290	21	0	4.35	1-1-1	.838	-	-	-	-	-	-
2020-21	Winnipeg	WHL	9	538	20	1	2.23	6-3-0	.917	-	-	-	-	-	
2021-22	Winnipeg	WHL	29	1703	68	2	2.40	18-7-4	.911	5	230	14	0	3.65	1-4
2022-23	Swift Current	WHL	15	882	51	0	3.47	8-5-1	.898	-	-	-	-	-	
	Tulsa	ECHL	6	333	20	0	3.61	1-4-0	.875	-	-	-	-	-	
	San Diego	AHL	16	870	52	1	3.59	5-7-3	.887	-	-	-	-	-	
<b>AHL Totals</b>			<b>16</b>	<b>870</b>	<b>52</b>	<b>1</b>	<b>3.59</b>	<b>5-7-3</b>	<b>.887</b>	-	-	-	-	-	
<b>WHL Totals</b>			<b>60</b>	<b>3413</b>	<b>160</b>	<b>3</b>	<b>2.81</b>	<b>33-16-6</b>	<b>.902</b>	<b>5</b>	<b>230</b>	<b>14</b>	<b>0</b>	<b>3.65</b>	<b>1-4</b>



## LEO CARLSSON / 91

**CENTER** | 6-3 | 193 LBS | **SHOOTS:** Right

**BORN:** December 26, 2004 (18); Karlstad, Sweden

**DRAFTED:** By Anaheim in the first round (second overall) of the 2023 NHL Draft


**CONTRACT:** Signed a three-year entry-level contract, July 12, 2023

- In his first full SHL season with Orebro, was named the Swedish Junior Hockey Player of the Year, recording the most points (10-15=25 in 44 GP) and assists by a junior player in the league as an 18-year-old.
- His 25 points were the fifth-most all-time by a draft-eligible player in the SHL, trailing only Daniel Sedin (42 points in 1998-99), Henrik Sedin (34 points in 1998-99), Elias Lindholm (30 points in 2012-13) and Nicklas Backstrom (26 points in 2005-06).
- Led SHL players 20-and-under in points per game (.57) and ranked second in goals, and third in points and assists.
- Also tallied 1-8=9 points with a +8 rating in 13 SHL Playoff games, helping Orebro advance to the semifinals. He led Orebro in postseason assists and ranked second in scoring. Among all SHL Playoff leaders after the semifinals concluded, he ranked tied for second in assists, third in plus/minus and tied for fifth in points.
- His eight playoff assists tied him for the most all-time by a draft eligible player in the SHL (also Daniel and Henrik Sedin), while his nine points trailed only Daniel Sedin (12) and Henrik Sedin (10).
- As a 17-year-old, recorded 3-6=9 points in 35 SHL games with Orebro in 2021-22.
- He also appeared in 14 contests with Orebro's junior club in the J20 Nationell, co-leading the Swedish junior league in points per game (1.93) after scoring 10-17=27 points with a +15 rating.
- Also helped Orebro's junior club to a bronze medal in the postseason, leading all playoff skaters in points per game (2.00) with 1-7=8 points in four contests.
- Has represented Sweden at numerous international tournaments, including the 2023 World Championship (2-3=5 points with a +5 rating in eight games) where he was the youngest-ever player to score a goal for Sweden May 14 vs. Austria (18 years, 138 days) and the youngest Swede to appear at the tournament May 12 vs. Germany (18 years, 136 days).
- Also scored 3-3=6 points with a +4 rating for Sweden at the 2023 World Junior Championship, ranking third among Sweden skaters in points and goals as one of two underage forwards. Helped Sweden to a gold medal at the 2022 U-18 World Championship (scored 2-1=3 points in two games) and also earned bronze for his country at the 2021 Hlinka Gretzky Cup.

### REGULAR SEASON

### PLAYOFFS

Season	Team	League	REGULAR SEASON						PLAYOFFS					
			GP	G	A	Pts.	PIM	+/-	GP	G	A	Pts.	PIM	
2020-21	Orebro Jr.	Sweden Jr.	19	4	5	9	12	+4	-	-	-	-	-	
2021-22	Orebro	SHL	35	3	6	9	4	+1	-	-	-	-	-	
	Orebro Jr.	Sweden Jr.	14	10	17	27	2	+15	4	1	7	8	2	
2022-23	Orebro	SHL	44	10	15	25	6	-5	13	1	8	9	4	
<b>SHL Totals</b>			<b>79</b>	<b>13</b>	<b>21</b>	<b>34</b>	<b>10</b>	<b>-4</b>	<b>13</b>	<b>1</b>	<b>8</b>	<b>9</b>	<b>4</b>	
<b>Sweden Jr.</b>			<b>33</b>	<b>14</b>	<b>22</b>	<b>36</b>	<b>14</b>	<b>+19</b>	<b>4</b>	<b>1</b>	<b>7</b>	<b>8</b>	<b>2</b>	



## TREVOR CARRICK / 53

**DEFENSEMAN** | 6-1 | 201 LBS | **SHOOTS:** Left

**BORN:** July 4, 1994; Stouffville, Ontario

**ACQUIRED:** Signed as a free agent, July 1, 2023

**DRAFTED:** By Carolina in the fourth round (115th overall) of the 2012 NHL Draft

- Is in his second stint with the Anaheim organization, spending two seasons with the club in 2020-21 and 2021-22. Was originally acquired from San Jose in exchange for Jack Kopacka on Jan. 27, 2021.
- Appeared in his ninth professional season with Syracuse (AHL) in 2022-23, recording 15-31=46 points with a +15 and 45 PIM while serving as an alternate captain. Among Crunch defensemen, he led in goals and ranked second in scoring and assists. Also led Syracuse blueliners in postseason points (1-3=4) and assists in five Calder Cup Playoff contests.
- Has appeared in seven career NHL games with San Jose (2019-20) and Carolina (2015-19).
- Made his NHL debut with the Hurricanes Mar. 15, 2016 @ WSH.
- Appeared in 100 games with San Diego (AHL), collecting 11-31=42 points with a +3 rating and 98 PIM. In 2021-22, ranked second among Gulls blueliners in points (10-20=30), goals and was tied for second in assists.
- In 2018-19, led San Jose (AHL) defensemen in scoring (10-13=23), goals and assists, and holds Charlotte (AHL) club records for single-season points (7-25=32), goals and assists by a rookie in 2014-15.
- Helped Charlotte to a Calder Cup championship in 2019, scoring 3-9=12 points, earning at least one point in 11-of-16 playoff contests, including an eight-game point streak (1-8=9). Ranked second among AHL defensemen in playoff scoring.
- Represented the Checkers at the 2016 and 2019 AHL All-Star Classics.
- Helped Canada to a Spengler Cup championship in 2016, scoring one goal in four tournament games.
- His older brother, Sam, has been a member of the Ducks organization since 2016-17 and is San Diego's all-time leading scorer.
- Signed a one-year, two-way contract through the 2023-24 NHL season, July 1, 2023.

Season	Team	League	REGULAR SEASON							PLAYOFFS				
			GP	G	A	Pts.	PIM	+/-	GP	G	A	Pts.	PIM	
2011-12	Mississauga	OHL	68	6	13	19	64	-5	6	1	0	1	7	
2012-13	Mississauga	OHL	56	10	21	31	56	-1	6	0	2	2	11	
2013-14	Mississauga	OHL	41	16	15	31	65	-8	-	-	-	-	-	
	Sudbury	OHL	29	6	14	20	52	+2	5	1	2	3	10	
2014-15	Charlotte	AHL	76	7	25	32	94	-19	-	-	-	-	-	
2015-16	Charlotte	AHL	70	9	33	42	51	-21	-	-	-	-	-	
	<b>CAROLINA</b>	<b>NHL</b>	<b>2</b>	<b>0</b>	<b>0</b>	<b>0</b>	<b>0</b>	<b>-1</b>	-	-	-	-	-	
2016-17	Charlotte	AHL	57	4	12	16	45	+4	5	0	3	3	0	
2017-18	Charlotte	AHL	73	11	33	44	85	-1	8	0	4	4	6	
	<b>CAROLINA</b>	<b>NHL</b>	<b>1</b>	<b>0</b>	<b>0</b>	<b>0</b>	<b>2</b>	<b>0</b>	-	-	-	-	-	
2018-19	Charlotte	AHL	71	9	38	47	86	+8	16	3	9	12	50	
	<b>CAROLINA</b>	<b>NHL</b>	<b>1</b>	<b>0</b>	<b>0</b>	<b>0</b>	<b>5</b>	<b>-1</b>	-	-	-	-	-	
2019-20	<b>SAN JOSE</b>	<b>NHL</b>	<b>3</b>	<b>0</b>	<b>0</b>	<b>0</b>	<b>5</b>	<b>0</b>	-	-	-	-	-	
	San Jose	AHL	48	10	13	23	55	+17	-	-	-	-	-	
2020-21	San Diego	AHL	39	1	11	12	53	+4	3	1	0	1	0	
2021-22	San Diego	AHL	61	10	20	30	45	-1	2	1	0	1	8	
2022-23	Syracuse	AHL	60	15	31	46	45	+15	5	1	3	4	16	
<b>NHL Totals</b>			<b>7</b>	<b>0</b>	<b>0</b>	<b>0</b>	<b>12</b>	<b>-2</b>	-	-	-	-	-	
<b>AHL Totals</b>			<b>555</b>	<b>76</b>	<b>216</b>	<b>292</b>	<b>559</b>	<b>+6</b>	<b>39</b>	<b>6</b>	<b>19</b>	<b>25</b>	<b>80</b>	



## JUDD CAULFIELD / 75

**RIGHT WING** | 6-2 | 218 LBS | **SHOOTS:** Right

**BORN:** March 19, 2001 (22); Grand Forks, North Dakota

**ACQUIRED:** From Pittsburgh for Thimo Nickl, March 31, 2023

**DRAFTED:** By Pittsburgh in the fifth round (145th overall) of the 2019 NHL Draft

- In his senior season at the University of North Dakota (NCHC) in 2022-23, tallied 10-9=19 points with a +8 rating in 39 games, matching his career high in assists. Made his professional debut with San Diego (AHL), appearing in five games after completing his NCAA career. Made his AHL debut April 5, 2023 vs. San Jose.
- Helped Team USA earn gold at the 2018 U-17 World Hockey Championship, (2-1=3 points in six tournament games) and earned a bronze medal at the 2019 U-18 World Junior Championship.
- Signed a two-year entry-level contract through the 2025-26 season, April 2, 2023.

### REGULAR SEASON

### PLAYOFFS

Season	Team	League	GP	G	A	Pts.	PIM	+/-	GP	G	A	Pts.	PIM
2019-20	North Dakota	NCAA	29	4	8	12	7	+13	-	-	-	-	-
2020-21	North Dakota	NCAA	26	4	7	11	2	+11	-	-	-	-	-
2021-22	North Dakota	NCAA	39	11	9	20	10	+7	-	-	-	-	-
2022-23	North Dakota	NCAA	39	10	9	19	12	+8	-	-	-	-	-
	San Diego	AHL	5	0	0	0	4	-3	-	-	-	-	-
<b>AHL Totals</b>			<b>5</b>	<b>0</b>	<b>0</b>	<b>0</b>	<b>4</b>	<b>-3</b>	-	-	-	-	-
<b>NCAA Totals</b>			<b>133</b>	<b>29</b>	<b>33</b>	<b>62</b>	<b>31</b>	<b>+39</b>	-	-	-	-	-



## CALLE CLANG / 31

**GOALTENDER | 6-2 | 198 LBS | CATCHES:** Left


**BORN:** May 20, 2002 (21); Olofstrom, Sweden

**ACQUIRED:** From Pittsburgh with Zach Aston-Reese, Dominik Simon and a 2022 second-round selection for Rickard Rakell, Mar. 21, 2022

**DRAFTED:** By Pittsburgh in the third round (77th overall) of the 2020 NHL Draft

- In five games with San Diego (AHL) in 2022-23, went 1-3-0 with a 2.65 GAA and .904 SV%. Earned a win in his first start with San Diego Apr. 2, 2023 at Iowa after making his AHL debut, April 1, 2023 at Iowa (stopped both shots faced in relief).
- Went 12-10-0 with a 2.69 GAA, .901 SV% and one shutout in 25 games in his second season with Rogle (SHL) in 2022-23.
- Went 10-5-0 with one shutout, a 2.28 GAA and .915 SV% in 17 games with Rogle of the SHL as a rookie in 2021-22. Also helped Rogle win the Champions Hockey League, posting a 5-1-0 record in the competition.
- Made his SHL Playoff debut in 2022, winning each of his first two contests in Games 6 and 7 of the SHL Quarterfinals, helping Rogle advance to the SHL Playoff Semifinals. Completed the postseason with a 2-1-0 record, 2.02 GAA and .912 SV% in his three contests.
- Was named the HockeyAllsvenskan (Sweden's second division) Best Junior in 2020-21, appearing in 32 games (13-19-0) while posting a 2.46 GAA and .919 SV%.
- Helped Sweden earn silver at the 2022 World Junior Championship, posting a 2-0 record with a tournament-leading 1.00 GAA and .944 SV% and one shutout. Also earned medals at the 2019 World U-18 Championship (gold) and 2019 World U-17 Hockey Challenge (bronze).
- Signed a three-year entry-level contract with Anaheim, May 5, 2022.

Season	Team	League	REGULAR SEASON							PLAYOFFS					
			GP	MIN	GA	SO	GAA	W-LT	SV%	GP	MIN	GA	SO	GAA	W-L
2018-19	Rogle Jr.	Sweden Jr.	24	1337	63	3	2.83	12-11-0	.907	2	119	9	0	4.58	2-1
2019-20	Rogle Jr.	Sweden Jr.	34	2043	90	2	2.64	17-17-0	.913	-	-	-	-	-	-
2020-21	Kristianstad	Sweden-2	32	1925	79	0	2.46	13-19-0	.919	5	364	9	0	1.49	3-2
	Rogle	SHL	1	1	0	0	0.00	0-0-0	1.000	-	-	-	-	-	-
2021-22	Rogle	SHL	17	949	36	1	2.28	10-5-0	.915	3	179	6	0	2.02	2-1
2022-23	Rogle	SHL	25	1382	62	1	2.69	12-10-0	.901	-	-	-	-	-	-
	San Diego	AHL	5	249	11	0	2.65	1-3-0	.904	-	-	-	-	-	-
<b>AHL Totals</b>			<b>5</b>	<b>249</b>	<b>11</b>	<b>0</b>	<b>2.65</b>	<b>1-3-0</b>	<b>.904</b>	-	-	-	-	-	-
<b>Sweden Totals</b>			<b>43</b>	<b>2332</b>	<b>153</b>	<b>2</b>	<b>2.52</b>	<b>22-15-0</b>	<b>.906</b>	<b>3</b>	<b>179</b>	<b>6</b>	<b>0</b>	<b>2.02</b>	<b>2-1</b>
<b>Sweden-2 Totals</b>			<b>32</b>	<b>1925</b>	<b>79</b>	<b>0</b>	<b>2.46</b>	<b>13-19-0</b>	<b>.919</b>	<b>5</b>	<b>364</b>	<b>9</b>	<b>0</b>	<b>1.49</b>	<b>3-2</b>
<b>Sweden Jr. Totals</b>			<b>58</b>	<b>3379</b>	<b>153</b>	<b>5</b>	<b>2.72</b>	<b>29-28-0</b>	<b>.911</b>	<b>2</b>	<b>119</b>	<b>9</b>	<b>0</b>	<b>4.58</b>	<b>2-1</b>



## CHASE DE LEO / 69

**LEFT WING | 5-9 | 183 LBS | SHOOTS:** Left

**BORN:** October 25, 1995 (27); La Mirada, California

**ACQUIRED:** Signed as a free agent, July 14, 2022

**DRAFTED:** By Winnipeg in the fourth round (99th overall) of the 2014 NHL Draft

- Has appeared in seven career NHL games with Anaheim (2018-21), New Jersey (2021-22) and Winnipeg (2015-16).
- Was named captain of San Diego (AHL) in 2022-23, leading the club in points per game (1.05) after tallying 9-14=23 points in 22 games. Missed 50 games due to an upper-body injury.
- In 2021-22, appeared in two NHL games with New Jersey. Led the Utica Comets (AHL) in points (21-35=56) and assists in 55 AHL games in 2021-22, setting AHL career highs in scoring, goals and tying his personal best in assists.
- Made his Anaheim debut Mar. 30, 2019 @ EDM as the fourth Southern California native to play for the Ducks.
- Has scored 54-84=138 points in 176 career games with San Diego, ranking third in goals and fourth in points, assists and appearances among Gulls all-time franchise leaders.
- In 2018-19, led the Gulls in assists (35) and appearances (66), and co-led in plus/minus (+16) after recording 20-35=55 points.
- Represented Team USA at the 2015 World Junior Championship. Also helped Portland (WHL) to a WHL Championship and an appearance in the Memorial Cup Final in 2013.
- Was raised in La Mirada, Calif. and played youth hockey locally at Anaheim ICE, Westminster ICE and Lakewood ICE. His parents were Anaheim Ducks season ticket members during his childhood.
- Signed a two-year, two-way contract with Anaheim, July 14, 2022.

### REGULAR SEASON

### PLAYOFFS

Season	Team	League	GP	G	A	Pts.	PIM	+/-	GP	G	A	Pts.	PIM
2011-12	Portland	WHL	69	14	16	30	25	+12	22	0	1	1	2
2012-13	Portland	WHL	71	18	38	56	24	+28	21	5	12	17	15
2013-14	Portland	WHL	72	39	42	81	36	+49	21	10	9	19	6
2014-15	Portland	WHL	67	39	45	84	30	+22	17	7	12	19	10
<b>2015-16</b>	Manitoba	AHL	73	19	21	40	34	-27	-	-	-	-	-
	<b>WINNIPEG</b>	<b>NHL</b>	<b>2</b>	<b>0</b>	<b>0</b>	<b>0</b>	<b>0</b>	<b>+1</b>	-	-	-	-	-
2016-17	Manitoba	AHL	69	14	18	32	12	-22	-	-	-	-	-
2017-18	Manitoba	AHL	69	12	23	35	31	+7	9	2	6	8	0
<b>2018-19</b>	San Diego	AHL	66	20	35	55	12	+16	16	5	0	5	2
	<b>ANAHEIM</b>	<b>NHL</b>	<b>1</b>	<b>0</b>	<b>0</b>	<b>0</b>	<b>0</b>	<b>+1</b>	-	-	-	-	-
<b>2019-20</b>	San Diego	AHL	51	10	15	25	15	+4	-	-	-	-	-
	<b>ANAHEIM</b>	<b>NHL</b>	<b>1</b>	<b>0</b>	<b>0</b>	<b>0</b>	<b>0</b>	<b>0</b>	-	-	-	-	-
<b>2020-21</b>	San Diego	AHL	37	15	20	35	18	+1	3	0	0	0	0
	<b>ANAHEIM</b>	<b>NHL</b>	<b>1</b>	<b>0</b>	<b>0</b>	<b>0</b>	<b>0</b>	<b>-2</b>	-	-	-	-	-
<b>2021-22</b>	<b>NEW JERSEY</b>	<b>NHL</b>	<b>2</b>	<b>0</b>	<b>0</b>	<b>0</b>	<b>0</b>	<b>-1</b>	-	-	-	-	-
	Utica	AHL	55	21	35	56	18	-3	5	1	2	3	2
2022-23	San Diego	AHL	22	9	14	23	10	0	-	-	-	-	-
<b>NHL Totals</b>			<b>7</b>	<b>0</b>	<b>0</b>	<b>0</b>	<b>0</b>	<b>-1</b>	-	-	-	-	-
<b>AHL Totals</b>			<b>442</b>	<b>120</b>	<b>181</b>	<b>301</b>	<b>151</b>	<b>-24</b>	<b>33</b>	<b>8</b>	<b>8</b>	<b>16</b>	<b>4</b>





## LUKAS DOSTAL / 1

**GOALTENDER | 6-2 | 188 LBS | CATCHES:** Left

**BORN:** June 22, 2000 (23); Brno, Czech Republic

**DRAFTED:** By Anaheim in the third round (85th overall) of the 2018 NHL Draft

**CONTRACT:** Signed a two-year contract extension through the 2024-25 NHL season.

- In his second season with Anaheim during 2022-23, posted a 4-10-3 record with a 3.78 GAA and .901 SV% in 19 appearances (17 starts), setting new NHL career-highs in appearances, starts and wins.
- Became the first Ducks rookie goaltender with multiple 40-save appearances with 42 saves, Dec. 23, 2022 vs. CGY (also Dec. 17 @ EDM, 46).
- Stopped a career-high 46 shots in his second win of the season, the second-most saves made by a Ducks rookie goaltender in franchise history Dec. 17, 2022 @ EDM, surpassing Frederik Andersen's 49 saves, Mar. 2 2014 vs. CAR.
- Also appeared in 34 games for San Diego (AHL) during the 2022-23 season, earning an 11-21-0 record with a career-high three shutouts, 2.97 GAA and .912 SV%.
- Was named co-MVP of the 2023 AHL All-Star Challenge alongside Calgary Wranglers goaltender Dustin Wolf, Feb. 6. Recorded two assists in the AHL showcase, tying Christopher Gibson (2018) for the most helpers in an All-Star Challenge/Game (since 1995).
- Made his NHL debut with the Ducks, Jan. 9, 2022 vs DET, setting the record for most saves by a Ducks goaltender in their NHL debut (33) in a 4-3 shootout win. Also stopped both shootout attempts in the victory.
- In 2021-22 with San Diego (AHL) went 18-14-3 in 40 appearances, finishing with Gulls rookie goaltender records for games played, GAA (2.60), minutes (2,189) and shutouts (2). Was tied for the AHL rookie goaltender lead in shutouts, tied for second in GAA, third in SV% and sixth in wins.
- Scored the first goaltender goal in organization history (NHL or AHL) with the Gulls, Mar. 2, 2022 @ Colorado. Became the 16th goaltender in AHL history to score a goal (17th including playoffs), while also stopping a career high 51-of-53 shots.
- Earned his first career AHL shutout (27 saves), becoming the youngest Gulls goaltender to record a shutout (21 years, 8 months, 5 days), Feb. 26, 2022 at Henderson. Went on to record the second longest shutout sequence in club history lasting 114:21 over three games (Feb. 25 - Mar. 2), making 73 consecutive saves.
- Split 2020-21 with Ilves (Finland) and San Diego (AHL), combining for a 25-9-1 record with a 2.48 GAA and .923 in 35 contests. With Ilves, went 10-0-1 with one shutout, a 1.64 GAA and .941 SV% in 11 games prior to joining San Diego (AHL), leading the SM-liiga in wins, GAA and SV% and ranked sixth in minutes (659).
- Set a Gulls rookie record with an eight-game win streak from Mar. 31-Apr. 30, 2021, the third-longest win streak in San Diego history. Became the first San Diego netminder to win each of his first five career starts, Feb. 5-17, 2021.
- In 2019-20 was named the SM-liiga Best Goaltender (Urpo Ylönen Award), compiling a 27-8-6 record with three shutouts, a 1.78 GAA and .927 SV% in 43 appearances with Ilves. Led the SM-liiga in wins, ranked second in GAA, third in SV% and minutes (2,592). Was selected to the league All-Star Team.
- Led Kometa Brno's Under-20 team to a league championship in 2017-18, leading all playoff netminders with a 1.40 GAA and .959 SV% in seven games.
- Originally signed a three-year entry-level contract with Anaheim, May 13, 2019.
- Has represented the Czech Republic in several international tournaments, including the 2020 World Junior Championship, posting a 1.25 GAA and .957 SV% in four games. He led tournament goaltenders in SV%, co-led in fewest goals allowed (5), and ranked second in GAA.
- Won a silver medal at the 2017 Ivan Hlinka Memorial Tournament.

Season	Team	League	REGULAR SEASON							PLAYOFFS					
			GP	MIN	GA	SO	GAA	W-L-T	SV%	GP	MIN	GA	SO	GAA	W-L
2015-16	Brno Jr.	Czech Rep. Jr.	7	425	-	0	4.38	-	-	-	-	-	-	-	-
2016-17	Brno Jr.	Czech Rep. Jr.	39	2326	-	1	2.53	-	-	12	722	37	1	3.07	6-6
2017-18	Trebic	Czech Rep.-2	20	1212	-	2	2.43	-	-	-	-	-	-	-	-
2018-19	Brno Jr.	Czech Rep. Jr.	14	841	-	0	3.00	-	-	7	430	10	3	1.40	7-0
	Brno Jr.	Czech Rep. Jr.	1	65	0	1	0.00	1-0-0	1.000	-	-	-	-	-	-
	Brno	Czech Rep.	2	80	4	0	3.00	1-1-0	.852	-	-	-	-	-	-
	Trebic	Czech Rep.-2	24	1465	61	3	2.50	15-9-0	.915	-	-	-	-	-	-
2019-20	Koovee	Finland-2	1	62	2	0	1.95	0-0-1	.938	-	-	-	-	-	-
	Ilves	Finland	10	601	18	1	1.80	4-4-2	.921	7	457	19	0	2.71	2-5
	Ilves	Finland	43	2592	77	3	1.78	27-8-6	.927	-	-	-	-	-	-
	Ilves	Finland	11	659	18	1	1.64	10-0-1	.941	-	-	-	-	-	-
2021-22	San Diego	AHL	24	1424	68	0	2.87	15-9-0	.916	3	188	4	0	2.55	1-2
	San Diego	AHL	40	2189	95	2	2.60	18-14-4	.916	2	110	9	0	4.90	0-2
2022-23	ANAHEIM	NHL	4	202	10	0	2.98	1-2-0	.907	-	-	-	-	-	-
	San Diego	AHL	34	1836	91	3	2.97	11-21-0	.912	-	-	-	-	-	-
	ANAHEIM	NHL	19	1062	67	0	3.78	4-10-3	.901	-	-	-	-	-	-
<b>NHL Totals</b>			<b>23</b>	<b>1264</b>	<b>77</b>	<b>0</b>	<b>3.65</b>	<b>5-12-3</b>	<b>.902</b>	<b>2</b>	<b>-</b>	<b>-</b>	<b>-</b>	<b>-</b>	<b>-</b>
<b>AHL Totals</b>			<b>98</b>	<b>5449</b>	<b>254</b>	<b>5</b>	<b>2.80</b>	<b>44-44-4</b>	<b>.915</b>	<b>2</b>	<b>110</b>	<b>9</b>	<b>0</b>	<b>4.90</b>	<b>0-2</b>
<b>Finland Totals</b>			<b>53</b>	<b>3193</b>	<b>95</b>	<b>4</b>	<b>1.79</b>	<b>31-12-8</b>	<b>.926</b>	<b>7</b>	<b>457</b>	<b>19</b>	<b>0</b>	<b>2.71</b>	<b>2-5</b>



## NATHAN GAUCHER / 41


**CENTER** | 6-3 | 209 LBS | **SHOOTS:** Right

**BORN:** November 6, 2003 (19); Longueuil, Quebec

**DRAFTED:** By Anaheim in the first round (22nd overall) of the 2022 NHL Draft

- Helped the Quebec Remparts to Memorial Cup and QMJHL championships in 2022-23. Was named the QMJHL's Best Defensive Forward (Guy Carboneau Trophy), becoming the first player in league history to earn the Guy Carboneau Trophy and Mike Bossy Trophy (Best Professional Prospect, named in 2021-22) in consecutive seasons.
- Scored 22-24=46 points with a +35 rating in 44 regular-season games, setting single-season career highs in points per game (1.05) and plus/minus. Led Quebec in FOW% (59.4) and ranked third in FOW (443).
- Earned 7-9=16 points in 12 QMJHL Playoff games and added 2-1=3 points with a +4 rating in four 2023 Memorial Cup contests.
- Scored 31-26=57 points with a +30 rating and 74 PIM in 66 games with the Quebec Remparts in 2021-22. Led the team in FOW (742), FOA (1,254), ranked tied for second in GWG (6), and was third in goals and points. Also collected 3-6=9 points in 12 QMJHL postseason games.
- Earned the QMJHL 2021-22 Mike Bossy Award as the QMJHL's Best Professional Prospect and was a finalist for the second straight season for the Guy Carboneau Trophy.
- Helped Canada to back-to-back gold medal at the 2022 and 2023 World Junior Championships. At the 2023 tournament, scored 1-3=4 points in seven games. In 2022, earned 1-1=2 points as the youngest player on Team Canada and the only 2022 NHL Draft selection to make Canada's roster. Also appeared at the 2019 World Under-17 Hockey Challenge.
- His brother, Jacob, captained Baie-Comeau Drakkar (QMJHL) in 2021-22, posting 35-33=68 points in 66 games to lead the team in goals while ranking tied for the team lead in points. His father, Yannick, is currently the Assistant General Manager of the QMJHL's Rouyn-Noranda Huskies in addition to the club's Head Scout.
- Signed a three-year entry-level contract with Anaheim, July 28, 2022.

Season	Team	League	REGULAR SEASON						PLAYOFFS				
			GP	G	A	Pts.	PIM	+/-	GP	G	A	Pts.	PIM
2019-20	Quebec	QMJHL	59	13	11	24	24	-15	-	-	-	-	-
2020-21	Quebec	QMJHL	30	14	17	31	22	+6	6	1	3	4	4
2021-22	Quebec	QMJHL	66	31	26	57	74	+30	12	3	6	9	12
2022-23	Quebec	QMJHL	44	22	24	46	67	+35	18	7	9	16	20
<b>QMJHL Totals</b>			<b>199</b>	<b>80</b>	<b>78</b>	<b>158</b>	<b>187</b>	<b>+56</b>	<b>36</b>	<b>11</b>	<b>18</b>	<b>2</b>	<b>36</b>



## GLENN GAWDIN / 42

**CENTER** | 6-1 | 201 LBS | **SHOOTS:** Left

**BORN:** March 25, 1997 (26); Richmond, British Columbia

**ACQUIRED:** Signed as a free agent, July 14, 2022

**DRAFTED:** By St. Louis in the fourth round (116th overall) of the 2015 NHL Draft

- Has recorded one assist (0-1=1) in 12 career NHL games with Anaheim (2022-23) and Calgary (2020-22).
- Appeared in three games with Anaheim in 2022-23. Spent the majority of the season with San Diego (AHL), earning 17-16=33 points and 49 PIM in 57 games. Ranked third in goals and fourth in points among Gulls leaders.
- Split 2021-22 in the Calgary organization, including two contests with the Flames. Spent the majority of the season with the Stockton Heat (AHL), scoring 15-35=50 points. Set career highs in points, assists and plus/minus (+15), and ranked tied for second in assists and third in points among team leaders. Also scored 3-3=6 points in 10 Calder Cup Playoff contests.
- Represented Stockton at the AHL All-Star Game in 2019-20. Led the Heat in points (16-31=47) and set an AHL career high in goals (16).
- Appeared in 312 career WHL games with Swift Current, scoring 126-187=313 points from 2013-18. In 2017-18, he helped the Broncos to a WHL championships and was named the WHL Playoff MVP after registering 14-18=32 points in 24 games. Served as the Swift Current captain in 2016-17 and 2017-18.
- Helped Canada to bronze at the 2015 U-18 World Championship (2-2=4 points) and silver at the 2014 U-17 World Hockey Challenge (3-3=6 points).
- Signed a two-year contract (two-year in 2023-24) with Anaheim, July 14, 2022.

Season	Team	League	REGULAR SEASON						PLAYOFFS				
			GP	G	A	Pts.	PIM	+/-	GP	G	A	Pts.	PIM
2012-13	Swift Current	WHL	2	0	0	0	0	0	-	-	-	-	-
2013-14	Swift Current	WHL	66	10	12	22	34	-11	6	0	0	0	2
2014-15	Swift Current	WHL	72	15	39	54	59	-9	4	1	1	2	0
2016-17	Swift Current	WHL	52	26	33	59	80	+21	14	6	5	11	18
2017-18	Swift Current	WHL	67	56	69	125	101	+61	24	14	18	32	32
2018-19	Stockton	AHL	64	11	27	38	59	0	-	-	-	-	-
2019-20	Stockton	AHL	53	16	31	47	28	+8	-	-	-	-	-
<b>2020-21</b>	EHC Visp	Switzerland	1	0	0	0	0	-1	-	-	-	-	-
	Stockton	AHL	22	4	9	13	23	0	-	-	-	-	-
<b>2021-22</b>	<b>CALGARY</b>	<b>NHL</b>	<b>7</b>	<b>0</b>	<b>1</b>	<b>1</b>	<b>0</b>	<b>-1</b>	-	-	-	-	-
	Stockton	AHL	62	15	35	50	75	+15	10	3	3	6	4
<b>2022-23</b>	<b>CALGARY</b>	<b>NHL</b>	<b>2</b>	<b>0</b>	<b>0</b>	<b>0</b>	<b>2</b>	<b>0</b>	-	-	-	-	-
	San Diego	AHL	57	17	16	33	49	-26	-	-	-	-	-
	<b>ANAHEIM</b>	<b>NHL</b>	<b>3</b>	<b>0</b>	<b>0</b>	<b>0</b>	<b>0</b>	<b>-1</b>	-	-	-	-	-
<b>NHL Totals</b>			<b>12</b>	<b>0</b>	<b>1</b>	<b>1</b>	<b>2</b>	<b>-2</b>	-	-	-	-	-
<b>AHL Totals</b>			<b>258</b>	<b>63</b>	<b>118</b>	<b>181</b>	<b>234</b>	<b>-3</b>	<b>10</b>	<b>3</b>	<b>3</b>	<b>6</b>	<b>4</b>



## BO GROULX / 24

**CENTER** | 6-2 | 198 LBS | **SHOOTS:** Left

**BORN:** February 6, 2000 (23); Rouen, France

**DRAFTED:** By Anaheim in the second round (54th overall) of the 2018 NHL Draft

- Appeared in two games with Anaheim at the conclusion of the 2022-23 season. Spent the majority of the season with San Diego (AHL), leading the team in goals and co-leading in points (18-21=39). Also ranked third in assists in 63 games (all new single-season career-highs).
- Made his NHL debut with Anaheim in 2021-22, recording 1-2=3 points and two PIM in 18 contests. Made his NHL debut Oct. 13, 2021 vs. WPG, and scored his first NHL goal as part of a multi-point game (1-1=2), Nov. 7, 2021 vs. STL. Recorded his first NHL point (assist) Oct. 29, 2021 at VGK.
- Spent the majority of 2021-22 with San Diego, earning 11-11=22 points in 40 games.
- Made his professional debut with the Gulls in 2020-21, recording 10-19=29 points with a +14 rating in 42 games. Among AHL rookies, ranked tied for third in assists, fifth in scoring and tied for fifth in plus/minus (+14), while he co-led all AHL skaters in shorthanded points (2-2=4).
- Was named the Guy Carbonneau Trophy winner as the QMJHL Best Defensive Forward in 2019-20, combining for 29-49=78 points with a +20 rating in 55 QMJHL games with Halifax and Moncton. Tied a career high in assists and set a career best in SHG (3).
- Helped Halifax to the 2019 Memorial Cup championship final and the 2019 QMJHL President's Cup final. Was named to the CHL Memorial Cup All-Star Team after earning 1-3=4 points with a +3 rating in four tournament games. Set QMJHL regular-season career highs in points (31-49=80), goals and plus/minus (+37).
- Was the first overall pick by Halifax in the 2016 QMJHL Entry Draft.
- Was born in Rouen, France and raised in Gatineau, Quebec. Is the son of former Syracuse (AHL) head coach Benoit Groulx.
- Signed a one-year contract extension through the 2023-24 season, July 14, 2023. Originally signed a three-year entry-level contract with Anaheim, Oct. 10, 2019.

Season	Team	League	REGULAR SEASON					PLAYOFFS					
			GP	G	A	Pts.	PIM	+/-	GP	G	A	Pts.	PIM
2016-17	Halifax	QMJHL	62	17	14	31	34	-18	6	1	1	2	4
2017-18	Halifax	QMJHL	68	28	27	55	100	+9	9	2	6	8	14
2018-19	Halifax	QMJHL	65	31	49	80	56	+37	10	4	8	12	12
2019-20	Halifax	QMJHL	26	15	26	41	28	+6	-	-	-	-	-
	Moncton	QMJHL	29	14	23	37	30	+14	-	-	-	-	-
2020-21	San Diego	AHL	42	10	19	29	24	+14	3	1	0	1	4
<b>2021-22</b>	<b>ANAHEIM</b>	<b>NHL</b>	<b>18</b>	<b>1</b>	<b>2</b>	<b>3</b>	<b>2</b>	<b>0</b>	-	-	-	-	-
	San Diego	AHL	40	11	11	22	39	-6	-	-	-	-	-
<b>2022-23</b>	<b>ANAHEIM</b>	<b>NHL</b>	<b>2</b>	<b>0</b>	<b>0</b>	<b>0</b>	<b>0</b>	<b>0</b>	-	-	-	-	-
	San Diego	AHL	63	18	21	39	41	-22	-	-	-	-	-
<b>NHL Totals</b>			<b>20</b>	<b>1</b>	<b>2</b>	<b>3</b>	<b>2</b>	<b>0</b>	-	-	-	-	-
<b>AHL Totals</b>			<b>145</b>	<b>39</b>	<b>51</b>	<b>90</b>	<b>104</b>	<b>-14</b>	<b>3</b>	<b>1</b>	<b>0</b>	<b>1</b>	<b>4</b>
<b>QMJHL Totals</b>			<b>250</b>	<b>105</b>	<b>139</b>	<b>244</b>	<b>248</b>	<b>+48</b>	<b>25</b>	<b>7</b>	<b>15</b>	<b>22</b>	<b>30</b>



## DREW HELLESON / 43

**DEFENSEMAN** | 6-3 | 211 LBS | **SHOOTS:** Right

**BORN:** Mar. 6, 2001 (22); Farmington, Minnesota

**ACQUIRED:** From Colorado with a second-round selection in the 2023 NHL Draft for Josh Manson, Mar. 15, 2022

**DRAFTED:** By Colorado in the second round (47th overall) of the 2019 NHL Draft

- Made his NHL debut with Anaheim in 2022-23, earning one assist in three games with the Ducks. Scored his first career NHL goal Apr. 11, 2023 vs. VAN after making his debut Apr. 9, 2023 vs. Colorado. Spent the majority of 2022-23 with San Diego (AHL), ranking third among Gulls blueliners with 5-13=18 points in 65 games in his first full professional season.
- Made his AHL debut with San Diego (AHL) in 2021-22 after completing his NCAA career at Boston College (Hockey East). Earned two assists (0-2=2) in 17 games with the Gulls after making his professional debut, Mar. 22, 2022 @ Henderson.
- Recorded a pair of assists (0-2=2) in his Calder Cup Playoffs debut, May 4 @ Ontario, tying the Gulls rookie record for assists in a playoff game (last: Jamie Drysdale, Trevor Zegras; May 21, 2021 @ Bakersfield). Earned his first career AHL point (assist), Mar. 23 vs Tucson.
- In his junior season at Boston College in 2021-22, recorded 4-21=25 points in 32 games. Led Eagles defensemen in points for the second consecutive season and ranked second among skaters in assists.
- Was named to the NCAA Second All-American Team, a Hockey East First Team All-Star and the NCAA (Hockey East) Best Defensive Defenseman in 2020-21 after scoring 4-11=15 points with a +23 rating in 22 games. Ranked third in the nation in plus/minus.
- Registered 6-23=29 points and 32 PIM with a +17 rating in 62 games with the United States National Development Team Program (USNDTP) from 2017-19.
- Represented Team USA at the 2022 Winter Olympic Games in Beijing, recording one assist in three tournament contests.
- Helped Team USA to a gold medal at the 2021 World Junior Championship, scoring 2-2=4 points with a +9 rating in seven tournament games to lead U.S. defensemen in goals. Also helped Team USA to a gold medal at the 2018 World U-17 Hockey Challenge and bronze at the 2019 U-18 World Championship.

Season	Team	League	REGULAR SEASON						PLAYOFFS				
			GP	G	A	Pts.	PIM	+/-	GP	G	A	Pts.	PIM
2017-18	USNDTP	USHL	34	2	16	18	14	+1	8	2	5	7	6
2018-19	USNDTP	USHL	28	4	7	11	18	+16	-	-	-	-	-
2019-20	Boston College	Hockey East	28	1	5	6	12	+12	-	-	-	-	-
2020-21	Boston College	Hockey East	22	4	11	15	8	+23	-	-	-	-	-
2021-22	Boston College	Hockey East	32	4	21	25	30	-9	-	-	-	-	-
	Team USA	Olympics	3	0	1	1	0	+1	-	-	-	-	-
2022-23	San Diego	AHL	17	0	2	2	4	-14	2	0	2	2	2
	San Diego	AHL	65	5	13	18	59	-17	-	-	-	-	-
	<b>ANAHEIM</b>	<b>NHL</b>	<b>3</b>	<b>1</b>	<b>0</b>	<b>1</b>	<b>2</b>	<b>0</b>	-	-	-	-	-
<b>NHL Totals</b>			<b>3</b>	<b>1</b>	<b>0</b>	<b>1</b>	<b>2</b>	<b>0</b>	-	-	-	-	-
<b>AHL Totals</b>			<b>82</b>	<b>5</b>	<b>15</b>	<b>20</b>	<b>63</b>	<b>-31</b>	<b>2</b>	<b>0</b>	<b>2</b>	<b>2</b>	<b>2</b>
<b>NCAA Totals</b>			<b>82</b>	<b>9</b>	<b>37</b>	<b>46</b>	<b>50</b>	<b>+26</b>	-	-	-	-	-



## TYSON HINDS / 61

**DEFENSEMAN** | 6-3 | 211 LBS | **SHOOTS:** Left

**BORN:** March 12, 2003 (20); Gatineau, Quebec

**DRAFTED:** By Anaheim in the third round (76th overall) of the 2021 NHL Draft

- Was named the QMJHL's Best Defensive Defenseman (Kevin Lowe Trophy) in 2022-23 after recording 11-43=54 points with a +61 rating in 56 games with Sherbrooke. Led all QMJHL blueliners in plus/minus, ranked sixth in points per game (0.96), eighth in points and was tied for eighth in assists.
- His +61 is the highest mark in 20 QMJHL seasons (since 2002-03) and the fifth-best plus/minus by a QMJHL defenseman all-time. It also marked the second-best plus/minus all-time by a QMJHL defenseman 19 or younger, trailing only Maxime Fortunus (+62 in 2002-03).
- Helped Sherbrooke to a 29-1-0 record in his 30 appearances from Feb. 3 to April 30, 2023.
- Also earned 2-5=7 points and a +12 rating in 14 QMJHL playoff games, ranking tied for seventh among postseason leaders in plus/minus (tied for fifth among defensemen).
- Split his third QMJHL season with Rimouski and Sherbrooke, combining for 12-23=35 points and a +28 rating in 61 games. Earned 7-12=19 points with a +23 rating after joining Sherbrooke. Also appeared in 11 QMJHL Playoff games, earning 1-3=4 points, tied for second among Phoenix blueliners in points and assists.
- Split 2020-21 with Shawinigan and Rimouski, recording 6-10=16 points with a +10 rating and 13 PIM in 33 games. Scored 6-9=15 points with a +7 rating in 23 games with Rimouski following his acquisition, leading club defensemen in scoring, goals and ranking second in assists.
- Helped Canada win gold at the 2023 World Junior Championship, scoring two goals with a +9 rating in seven tournament games (was teammates with fellow Ducks prospects Nathan Gaucher and Olen Zellweger). Also represented Canada at the 2020 U-17 World Hockey Championship.
- Signed a three-year entry-level contract with Anaheim, Sept. 28, 2022.

Season	Team	League	REGULAR SEASON							PLAYOFFS				
			GP	G	A	Pts.	PIM	+/-	GP	G	A	Pts.	PIM	
2019-20	Shawinigan	QMJHL	54	2	9	11	20	+5	-	-	-	-	-	
2020-21	Shawinigan	QMJHL	10	0	1	1	2	+3	-	-	-	-	-	
	Rimouski	QMJHL	23	6	9	15	11	+7	6	0	1	1	4	
2021-22	Rimouski	QMJHL	23	5	11	16	18	+5	-	-	-	-	-	
	Sherbrooke	QMJHL	38	7	12	19	20	+23	11	1	3	4	6	
2022-23	Sherbrooke	QMJHL	56	11	43	54	24	+61	14	2	5	7	2	
<b>QMJHL Totals</b>			<b>204</b>	<b>31</b>	<b>85</b>	<b>116</b>	<b>95</b>	<b>+104</b>	<b>31</b>	<b>3</b>	<b>9</b>	<b>12</b>	<b>12</b>	



## JACKSON LACOMBE / 60

**DEFENSEMAN | 6-2 | 201 LBS | SHOOTS:** Left

**BORN:** January 9, 2001 (21); Eden Prairie, Minnesota

**DRAFTED:** By Anaheim in the second round (39th overall) of the 2019 NHL Draft

- Made NHL debut with Anaheim Apr. 11, 2023 vs. VAN and skated in two games with the Ducks after finishing his collegiate season.
- Signed a two-year entry-level contract, Apr. 10, 2023.
- Led University of Minnesota defensemen in points (9-26=35), goals and assists in 2022-23, earning All-Big Ten Second Team Honors.
- Helped the Golden Gophers reach the NCAA championship game Apr. 8, 2023 vs. Quinnipiac
- Tied for third among NCAA blueliners in points, tied for seventh in assists and tied for eighth in goals.
- Led Minnesota (Big Ten) in assists (27), plus/minus (+23) and blocked shots (64) and paced all Golden Gophers defensemen in points (3-27=30) and appearances (39) in his third collegiate season in 2021-22 with Minnesota (Big Ten).
- Helped Minnesota to a Big Ten championship and the Frozen Four final.
- Named to the Big Ten All-Tournament Team and the All-Big Ten Second Team.
- In 2020-21, earned 4-17=21 points with a +19 rating in 27 NCAA games. Tied for eighth in scoring and fifth in assists among all NCAA defensemen while leading Minnesota blueliners in scoring, goals, assists and plus/minus and helped the Golden Gophers to a 2021 Big Ten Championship, recording two assists in the championship game.
- Named to the 2021 All-Big Ten First Team and was a NCAA Second Team All-American.
- As a freshman in 2019-20, earned 3-10=13 points with 14 PIM in 37 games and was named to the Big Ten All-Rookie Team after ranking 10th among freshmen and 14th among defensemen in points.
- Was the first high school player selected in the 2019 NHL Draft.
- Collected 27-111=138 points in 109 career United States High School Prep League (USHS) games with Shattuck St. Mary's Prep from 2017-19.
- Named to the 2018-19 USHS All-USA Hockey First Team, recording 22-67=89 points in 54 games as a senior.

Season	Team	League	REGULAR SEASON						PLAYOFFS				
			GP	G	A	Pts.	PIM	+/-	GP	G	A	Pts.	PIM
2017-18	Shattuck St. Mary's	USHS-MN	55	5	44	49	30	-	-	-	-	-	-
2018-19	Shattuck St. Mary's	USHS-MN	54	22	67	89	54	-	-	-	-	-	
	Chicago	USHL	3	0	0	0	0	0	2	0	0	0	0
2019-20	Minnesota	Big Ten	37	3	10	13	14	-1	-	-	-	-	
2020-21	Minnesota	Big Ten	27	4	17	21	8	+19	-	-	-	-	
2021-22	Minnesota	Big Ten	39	3	27	30	12	+23	-	-	-	-	
<b>2022-23</b>	Minnesota	NCAA	37	9	26	35	13	+12	-	-	-	-	
	<b>ANAHEIM</b>	<b>NHL</b>	<b>2</b>	<b>0</b>	<b>0</b>	<b>0</b>	<b>0</b>	<b>-1</b>	-	-	-	-	
<b>NHL Totals</b>			<b>2</b>	<b>0</b>	<b>0</b>	<b>0</b>	<b>0</b>	<b>-1</b>	-	-	-	-	



## JOSH LOPINA / 85

**CENTER** | 6-2 | 199 LBS | **SHOOTS:** Right

**BORN:** February 16, 2001 (22); Minooka, Illinois

**DRAFTED:** By Anaheim in the fourth round (98th overall) of the 2021 NHL Draft

- In his first full season with San Diego (AHL) in 2022-23, earned 2-2=4 points in 59 games.
- Split the 2021-22 season with San Diego (AHL) and the University of Massachusetts Amherst (Hockey East). Made his professional debut with the Gulls, scoring 1-3=4 points in 13 AHL games.
- Scored his first career Calder Cup Playoff goal 11 seconds into the start of the game, marking the fastest goal scored from start a playoff game in Gulls AHL history (previous: :46, Chase De Leo; May 13, 2019 vs. Bakersfield). Recorded his first career AHL point (assist) in his professional debut, Apr. 1 vs. Iowa.
- Helped UMass to a Hockey East championship in 2021-22, scoring 12-15=27 points with a +22 rating and in 27 games. Led the Minutemen in PPG (6) and was second in points per game (1.0) and plus/minus. Won a team-leading 418-of-694 faceoffs (60.2%), ranking ninth in the nation in FOW.
- Led UMass to a national championship in 2020-21, scoring 9-14=23 points with a +21 rating in 29 NCAA games. Ranked sixth among all NCAA freshmen in scoring, eighth in plus/minus and 10th in points per game (.79), while leading all rookies in FOW (312). Was named to the 2020-21 Hockey East All-Rookie Team and became the first Minuteman player to earn Hockey East Co-Rookie of the Year recognition. Recorded 2-4=6 points in the NCAA Tournament, including two assists in the national semifinal game vs. Minnesota Duluth.

Season	Team	League	REGULAR SEASON					PLAYOFFS					
			GP	G	A	Pts.	PIM	+/-	GP	G	A	Pts.	PIM
2018-19	Lincoln	USHL	62	12	15	27	32	-25	-	-	-	-	-
2019-20	Lincoln	USHL	44	12	23	35	42	+6	-	-	-	-	-
2020-21	UMass	Hockey East	29	9	14	23	12	+21	-	-	-	-	-
2021-22	UMass	Hockey East	27	12	27	27	8	+21	-	-	-	-	-
	San Diego	AHL	13	1	3	4	6	-1	2	1	0	1	0
2022-23	San Diego	AHL	59	2	2	4	6	-16	-	-	-	-	-
<b>AHL Totals</b>			<b>72</b>	<b>3</b>	<b>5</b>	<b>8</b>	<b>6</b>	<b>-17</b>	<b>2</b>	<b>1</b>	<b>0</b>	<b>1</b>	<b>0</b>
<b>NCAA Totals</b>			<b>56</b>	<b>21</b>	<b>29</b>	<b>50</b>	<b>54</b>	<b>+27</b>	-	-	-	-	-
<b>USHL Totals</b>			<b>106</b>	<b>24</b>	<b>38</b>	<b>62</b>	<b>74</b>	<b>-29</b>	-	-	-	-	-





## TRISTAN LUNEAU / 67


**DEFENSEMAN** | 6-2 | 201 LBS | **SHOOTS:** Right

**BORN:** January 12, 2004 (19); Victoriaville, Quebec

**DRAFTED:** By Anaheim in the second round (53rd overall) of the 2022 NHL Draft

- Was named the QMJHL Defenseman of the Year in 2022-23 (Emile-Bouchard Trophy), a QMJHL First Team All-Star and a CHL Second Team All-Star. Scored 20-63=83 points with a +49 rating in 65 games for Gatineau, setting single-season career highs in points, goals, assists, plus/minus and appearances.
- His 83 points were the most by a QMJHL defenseman since 2013-14 (Guillaume Gelinas, 92), and he became one of eight QMJHL blueliners to score 20 goals in a season in the last 10 years.
- Led QMJHL blueliners in points and assists, and ranked second in goals and fourth in plus/minus. He was the only defenseman in the QMJHL to lead his club in points in 2022-23.
- He helped Gatineau to 22 straight wins from Jan. 21 to March 19, 2023, recording 7-28=35 points with a +32 rating in that span. Recorded a career-best 11-game point streak from Feb. 11-March 12, 2023, earning 5-15=20 points with a +16 rating in that span.
- Also recorded 2-15=17 points with a +9 rating in 13 QMJHL Playoff games in 2023. Co-led all QMJHL defensemen in points and assists, and was tied for 10th in plus/minus, collecting a point in 10 of 13 postseason games.
- Leads all QMJHL D in postseason scoring (2-21=23) and assists the last two playoff runs (2022 and 2023).
- In 2021-22 with Gatineau, led all Olympiques defensemen in points (12-31=43) and assists, while ranking second in goals. Paced all Gatineau skaters in assists and led club defensemen in postseason scoring (0-6=6) in seven QMJHL Playoff games.
- In 2020-21, was named the QMJHL Rookie of the Year and to the QMJHL All-Rookie Team, scoring 4-14=18 points in 31 games. Was also named the QMJHL Defensive Rooke of the Year (Raymond Legace Trophy) and led Gatineau defensemen
- Is teammates at Gatineau with the Ducks other 2022 second round selection Noah Warren, selected 11 picks apart. Was selected first overall by Gatineau in the 2020 QMJHL draft.

Season	Team	League	REGULAR SEASON							PLAYOFFS				
			GP	G	A	Pts.	PIM	+/-	GP	G	A	Pts.	PIM	
2020-21	Gatineau	QMJHL	31	4	14	18	2	-5	4	0	1	1	0	
2021-22	Gatineau	QMJHL	63	12	31	43	20	+9	7	0	6	6	4	
2022-23	Gatineau	QMJHL	65	20	63	83	31	+49	13	2	15	17	6	
<b>QMJHL Totals</b>			<b>159</b>	<b>36</b>	<b>108</b>	<b>144</b>	<b>53</b>	<b>+53</b>	<b>24</b>	<b>2</b>	<b>22</b>	<b>24</b>	<b>10</b>	



## BLAKE MCLAUGHLIN / 52


**LEFT WING | 6-0 | 179 LBS | SHOOTS:** Left

**BORN:** February 14, 2000 (23); Grand Rapids, Minnesota

**DRAFTED:** By Anaheim in the third round (79th overall) of the 2018 NHL Draft

- Split 2022-23 between San Diego (AHL) and Tulsa (ECHL). Earned 14-20=34 points in 43 games with Tulsa, and skated in 24 games with San Diego.
- Split 2021-22 between the University of Minnesota (Big Ten) and San Diego (AHL). Recorded one goal in seven games with the Gulls after completing his senior season with the Golden Gophers. Also earned two assists in two Calder Cup Playoff games with San Diego. As a collegiate senior in 2021-22, helped the Golden Gophers to an appearance in the Frozen Four, setting career highs in points (13-20=39), goals, assists and appearances (39).
- With Minnesota in 2020-21, ranked tied for third in scoring (12-16=28), goals and assists among Golden Gopher leaders. Helped the Golden Gophers to a 2021 Big Ten Championship, scoring 2-2=4 points in the championship game.
- Signed a two-year entry-level contract with Anaheim, Apr. 10, 2022.

Season	Team	League	REGULAR SEASON						PLAYOFFS				
			GP	G	A	Pts.	PIM	+/-	GP	G	A	Pts.	PIM
2015-16	Grand Rapids	USHS-MN	25	6	24	30	20	-	3	2	1	3	0
2016-17	Grand Rapids	USHS-MN	25	16	33	49	30	-	3	2	4	6	2
	Chicago	USHL	11	0	2	2	0	-4	1	0	0	0	2
2017-18	Chicago	USHL	54	23	29	52	70	-5	7	3	4	7	4
2018-19	Minnesota	NCAA	35	5	15	20	36	-3	-	-	-	-	-
2019-20	Minnesota	NCAA	37	8	16	24	34	-2	-	-	-	-	-
2020-21	Minnesota	NCAA	31	12	16	28	8	+9	-	-	-	-	-
2021-22	Minnesota	NCAA	39	13	20	33	35	+8	-	-	-	-	-
	San Diego	AHL	7	1	0	1	0	-1	2	0	2	2	2
2022-23	San Diego	AHL	24	0	0	0	12	-10	-	-	-	-	-
	Tulsa	ECHL	43	14	20	34	38	-20	-	-	-	-	-
<b>AHL Totals</b>			<b>31</b>	<b>1</b>	<b>0</b>	<b>1</b>	<b>12</b>	<b>-11</b>	<b>2</b>	<b>0</b>	<b>2</b>	<b>2</b>	<b>2</b>
<b>ECHL Totals</b>			<b>43</b>	<b>14</b>	<b>20</b>	<b>34</b>	<b>38</b>	<b>-20</b>	-	-	-	-	-
<b>NCAA Totals</b>			<b>82</b>	<b>9</b>	<b>37</b>	<b>46</b>	<b>50</b>	<b>+26</b>	-	-	-	-	-
<b>USHL Totals</b>			<b>62</b>	<b>6</b>	<b>23</b>	<b>29</b>	<b>32</b>	<b>+17</b>	<b>8</b>	<b>3</b>	<b>4</b>	<b>7</b>	<b>6</b>



## PAVEL MINTYUKOV / 34


**DEFENSEMAN** | 6-2 | 208 LBS | **SHOOTS:** Left

**BORN:** November 25, 2003 (19); Moscow, Russia

**DRAFTED:** By Anaheim in the first round (10th overall) of the 2022 NHL Draft

- Was named the OHL Defenseman of the Year in 2022-23, combining for 24-64=88 points in 69 games with Ottawa and Saginaw. Was the only OHL defenseman to rank in the top-25 in league scoring. Was also named to the OHL's First All-Star Team and the CHL's Second All-Star Team.
- Led all Canadian Hockey League (OHL, QMJHL, WHL) defensemen in points, and led all OHL defensemen in points and assists, was tied for second in goals and fifth in plus/minus (+33). Among all OHL leaders, ranked fourth in assists, eighth in plus/minus and 14th in points.
- His 88 points in 2022-23 were the most by an OHL defenseman in nine years (Tony DeAngelo, 89 in 2014-15) and the third-most since 1998-99 (Ryan Ellis, 100 in 2010-11 and 89 in 2008-09, and DeAngelo).
- Became the first defenseman in the OHL's 90-year history to be named OHL Defenseman of the Month three consecutive times (October, November, December).
- Since the start of 2021-22, he was second among all CHL defensemen in points (41-109=150), goals and assists, trailing only Ducks D prospect Olen Zellweger (46-112=158).
- Also recorded nine assists (0-9=9) with a +3 rating in 11 OHL Playoff contests to lead Ottawa blueliners in points and assists.
- In 2021-22, led the Saginaw Spirit of the OHL in scoring with 17-45=62 points in 67 games. Became Saginaw's first-ever defenseman in franchise history to lead the club in scoring.
- Was named to the OHL Third All-Star Team last season after ranking third among OHL defensemen in points, fifth in goals, sixth in assists and tied for eighth in shots (177).
- Did not play during the 2020-21 season due to the cancellation of the OHL's return to play plan. Spent the majority of 2019-20 with Dynamo Moscow 2 of the Russian junior league, recording 1-2=3 points in 33 appearances.
- Helped Russia to a gold medal at the 2019 World Under-17 Hockey Challenge, recording five assists (0-5=5) in six tournament games. Led Russian blueliners and finishing third among all defensemen in tournament scoring.
- Signed a three-year, entry-level contract with Anaheim, July 16, 2022.

Season	Team	League	REGULAR SEASON						PLAYOFFS				
			GP	G	A	Pts.	PIM	+/-	GP	G	A	Pts.	PIM
2019-20	Dynamo Moscow Jr.	Russia Jr.	33	1	2	3	0	+3	3	0	0	0	0
2020-21	Did not play												
2021-22	Saginaw	OHL	67	17	45	62	28	-14	-	-	-	-	-
2022-23	Saginaw	OHL	37	16	38	54	15	+26	-	-	-	-	-
	Ottawa	OHL	32	8	26	34	11	+7	11	0	9	9	2
<b>OHL Totals</b>			<b>136</b>	<b>41</b>	<b>109</b>	<b>150</b>	<b>54</b>	<b>+19</b>	<b>11</b>	<b>0</b>	<b>9</b>	<b>9</b>	<b>2</b>
<b>Russia Jr. Totals</b>			<b>33</b>	<b>1</b>	<b>2</b>	<b>3</b>	<b>0</b>	<b>+3</b>	<b>3</b>	<b>0</b>	<b>0</b>	<b>0</b>	<b>0</b>



## NIKITA NESTERENKO / 62

**CENTER** | 6-2 | 194 LBS | **SHOOTS:** Left

**BORN:** September 10, 2001 (22); Brooklyn, New York

**ACQUIRED:** From Minnesota with Andrej Sustr and a 2025 fourth-round Draft pick for John Klingberg, March 3, 2023

**DRAFTED:** By Minnesota in the sixth round (172nd overall) of the 2019 NHL Draft

- Made his NHL debut with Anaheim in 2022-23 following three collegiate seasons. Scored one goal in nine NHL games, his first career NHL goal and point, Mar. 25, 2023 vs. STL (Jordan Binnington).
- Made his NHL debut, Mar. 21, 2023 vs. CGY, recording five shots while skating in 13:06 TOI.
- Scored 13-21=34 points with a +6 rating in 36 GP with Boston College as a junior in 2022-23. Set single-season career highs in points, goals and assists, and led the Golden Eagles in assists, ranked second in points, and tied for second in goals.
- Appeared in 93 career games at Boston College, collecting 28-49=77 points with a +25 rating and 86 PIM.
- Was named the Hockey East Rookie of the Year and to the Hockey East All-Rookie Team in 2020-21 after earning 8-11=19 points in 24 contests.

Season	Team	League	REGULAR SEASON						PLAYOFFS				
			GP	G	A	Pts.	PIM	+/-	GP	G	A	Pts.	PIM
2020-21	Boston College	NCAA	24	8	11	19	18	+12	-	-	-	-	-
2021-22	Boston College	NCAA	37	7	17	24	50	+7	-	-	-	-	-
2022-23	Boston College	NCAA	36	13	21	34	18	+6	-	-	-	-	-
	<b>ANAHEIM</b>	<b>NHL</b>	<b>9</b>	<b>1</b>	<b>0</b>	<b>1</b>	<b>0</b>	<b>-3</b>	-	-	-	-	-
<b>NHL Totals</b>			<b>9</b>	<b>1</b>	<b>0</b>	<b>1</b>	<b>0</b>	<b>-3</b>	-	-	-	-	-
<b>NCAA Totals</b>			<b>97</b>	<b>28</b>	<b>49</b>	<b>77</b>	<b>86</b>	<b>+25</b>	-	-	-	-	-



## SASHA PASTUJOV / 59

**RIGHT WING | 6-0 | 192 LBS | SHOOTS:** Left

**BORN:** July 15, 2003 (20); Bradenton, Florida

**DRAFTED:** By Anaheim in the third round (66th overall) of the 2021 NHL Draft

- In 2022-23 with Sarnia and Guelph, ranked fourth among all OHL skaters in points (41-57=98) and points per game (1.63), seventh in assists and ninth in goals (60 games). He set career highs in points, goals, assists, plus/minus. After his acquisition by Sarnia Nov. 17, 2022, scored 30-49=79 points with a +31 rating in 46 games with the Sting.
- After scoring 34 goals in 2021-22, Pastujov is one of three OHL players to score 34 or more goals in 2021-22 and 2022-23 at age 18 and 19 (also Peterborough's Tucker Robertson and Francesco Arcuri, Kingston/Kitchener).
- Led Sarnia in playoff scoring with 6-13=19 points in 16 OHL playoff games. Also co-led Sarnia in assists, ranked second in PPP (1-5=6) and PPA, and tied for third in goals. Among OHL Playoff leaders, was tied for eight in assists.
- Recorded two three-point outings in the OHL Semifinals vs. London, including Game 3 (1-2=3) and Game 4 (0-3=3) on back-to-back nights May 2-3, 2023. Earned 2-7=9 in the six-game series vs. London.
- In his first OHL season in 2021-22, led Guelph in scoring (34-42=76), goals, assists, PPG (10), PPA (18) and shots (253). Was named the OHL Player of the Month for October, co-leading the league in both goals (10) and points (17) through the first month of the season.
- Recorded points in 16 of his first 18 OHL contests (18-13=31), including two hat tricks while recording three points streaks of eight games or more.
- In 2020-21, led the USNTDP U-18 team in scoring (30-35=65), goals and assists, co-led in PPG (9) and ranked third with a +20 rating in 41 games. Set the USNTDP all-time record with a 21-game point streak from Dec. 16, 2020 to Mar. 27, 2021 (14-23=37, +16). At the conclusion of his USNTDP career, his 1.59 points per game ranks eighth all-time in single-season history, behind only Jack Hughes (twice), Auston Matthews, Phil Kessel, Clayton Keller, Alex Turcotte and Jack Eichel.
- Combined for 44-71=115 points with a +20 rating with the NTDP U-18 and U-17 teams from 2019-21. Ranks 11th all-time in program history in career points per game (1.28).
- Has represented Team USA at numerous international tournaments, including the 2022 World Junior Championship (1-3=4, +4 in five games). Led Team USA in scoring (5-3=8) at the 2021 U-18 World Championship and won a silver medal at the 2019 U-17 World Hockey Challenge, tying for the tournament lead in assists (7).
- His brother, Nick, was selected by the NY Islanders in the seventh round (193rd overall) of the 2016 NHL Draft, and his other brother, Michael, completed his senior season at the University of Michigan in 2020-21.

Season	Team	League	REGULAR SEASON							PLAYOFFS				
			GP	G	A	Pts.	PIM	+/-	GP	G	A	Pts.	PIM	
2019-20	USNTDP	U-17	49	14	36	50	85	-	-	-	-	-	-	-
2020-21	USNTDP	U-18	41	30	35	65	18	+20	-	-	-	-	-	-
2021-22	Guelph	OHL	65	34	42	76	33	-12	4	0	0	0	7	
2022-23	Guelph	OHL	14	11	8	19	17	-6	-	-	-	-	-	
	Sarnia	OHL	46	30	49	79	22	+31	16	6	13	19	8	
<b>OHL Totals</b>			<b>125</b>	<b>75</b>	<b>99</b>	<b>174</b>	<b>72</b>	<b>+13</b>	<b>20</b>	<b>6</b>	<b>13</b>	<b>19</b>	<b>15</b>	
<b>USNTDP Totals</b>			<b>90</b>	<b>44</b>	<b>71</b>	<b>115</b>	<b>103</b>	<b>+20</b>	-	-	-	-	-	



## JACOB PERREAULT / 64

**RIGHT WING** | 6-0 | 196 LBS | **SHOOTS:** Right

**BORN:** April 15, 2002 (21); Montreal, Quebec

**DRAFTED:** By Anaheim in the first round (27th overall) of the 2020 NHL Draft

- In 2022-23 with San Diego (AHL), tallied 8-11=19 points with 44 PIM in 48 games.
- Made his NHL debut with Anaheim in 2021-22, appearing in one contest Jan. 8, 2022 vs. NYR. Spent the majority of the campaign with San Diego (AHL), earning 14-23=37 points in 55 games, establishing career highs in points, goals, assists PPG (6) and GWG (3). Ranked third among Gulls leaders in goals and assists.
- Made his professional debut with San Diego in 2020-21, scoring 3-14=17 points in 27 games. Among Gulls rookies, ranked second in assists and PPA (4). Scored his first career AHL goal, Feb. 17 vs. Bakersfield, becoming the second-youngest player and youngest forward in Gulls history to score a goal (18 years, 313 days). Recorded an assist in his AHL debut Feb. 5, 2021 vs. Bakersfield.
- In 2019-20, led Sarnia (OHL) in goals (39) and PPG (15), and ranked second among team leaders with 39-31=70 points in 57 games. Among OHL leaders, ranked tied for fifth in PPG and tied for 10th in goals. Was named to the OHL First All-Rookie Team in 2018-19 after scoring 30-25=55 points in 63 games with Sarnia. Became the fifth 16-year-old rookie to reach the 30-goal mark since 2009-10 (Cole Perfetti, Matt Puempel, Alex Galchenyuk, Arthur Kaliyev). Among OHL rookies ranked second in goals, tied for second in PPG (7) and GWG (5) and fourth in scoring.
- His father, Yanic, scored 247-269=516 points in 859 career NHL games with Toronto, Los Angeles, Montreal, Nashville, Phoenix and Chicago from 1993-2008.
- Signed a three-year entry-level contract with Anaheim, Nov. 5, 2020.

Season	Team	League	REGULAR SEASON							PLAYOFFS				
			GP	G	A	Pts.	PIM	+/-	GP	G	A	Pts.	PIM	
2018-19	Sarnia	OHL	63	30	25	55	54	+1	4	1	1	2	2	
2019-20	Sarnia	OHL	57	39	31	70	40	-34	-	-	-	-	-	
2020-21	San Diego	AHL	27	3	14	17	29	-11	-	-	-	-	-	
<b>2021-22</b>	San Diego	AHL	55	14	23	37	62	-6	2	0	1	1	0	
	<b>ANAHEIM</b>	<b>NHL</b>	<b>1</b>	<b>0</b>	<b>0</b>	<b>0</b>	<b>0</b>	<b>-1</b>	-	-	-	-	-	
2022-23	San Diego	AHL	48	8	11	19	44	-16	-	-	-	-	-	
<b>NHL Totals</b>			<b>1</b>	<b>0</b>	<b>0</b>	<b>0</b>	<b>0</b>	<b>-1</b>	-	-	-	-	-	
<b>AHL Totals</b>			<b>130</b>	<b>25</b>	<b>48</b>	<b>73</b>	<b>135</b>	<b>-33</b>	<b>2</b>	<b>0</b>	<b>1</b>	<b>1</b>	<b>0</b>	
<b>OHL Totals</b>			<b>120</b>	<b>69</b>	<b>56</b>	<b>125</b>	<b>94</b>	<b>-33</b>	<b>4</b>	<b>1</b>	<b>1</b>	<b>2</b>	<b>2</b>	



## PAVOL REGENDA / 40

**RIGHT WING | 6-3 | 219 LBS | SHOOTS:** Left


**BORN:** Dec. 7, 1999 (23); Michalovce, Slovakia

**ACQUIRED:** Signed as a free agent, June 1, 2022

**DRAFTED:** Not drafted

- Made his NHL debut with Anaheim in 2022-23, earning 1-2=3 points in 14 games. Made Anaheim's opening night roster Oct. 12, 2022 vs. Seattle and scored his first NHL goal Nov. 9, 2022 vs. Minnesota (Filip Gustavsson).
- Spent the remainder of 2022-23 with San Diego (AHL), recording 13-12=25 points with 66 PIM in 50 games, ranking third among team leaders in goals and sixth in points.
- In his second season with Dukla Michalovce (Slovakian Extraliga) in 2021-22, scored 15-24=39 points with a +17 rating in 43 games. Led all players 22-and-younger in points and led Dukla Michalovce in plus/minus, while ranking second in points, goals and assists. Also led Dukla Michalovce in postseason goals (5) and co-led the club with 5-1=6 points in six playoff contests. Scored a goal in each of the final four games of the series, Games 3-6 from Mar. 27-Apr. 2 (5-1=6).
- Helped Slovakia to a bronze medal at the 2022 Winter Olympics in Beijing, scoring 1-3=4 points with a +5 rating. Also scored 5-1=6 points, leading Slovakia in goals and ranking tied for second in scoring at the 2022 World Championship. Also represented Slovakia at the 2019 World Junior Championship (1-2=3 in five games) and 2017 U-18 World Championship.
- Spent 2019-20 with Jokerit's Under-20 team (Finnish Junior), scoring 15-18=33 points in 47 games.
- Appeared in two seasons in Sweden's Junior League, representing Vaxjo in 2018-19 (11-16=27 points in 42 games) and Linkoping in 2017-18 (7-3=10 points in 44 games).
- Also represented Slovakia's Under-18 national team in the Slovakian Junior League from 2015-17, combining for 20-30=50 points with a +30 rating and 50 PIM in 78 games.
- Signed a two-year entry-level contract, June 1, 2022

Season	Team	League	REGULAR SEASON						PLAYOFFS				
			GP	G	A	Pts.	PIM	+/-	GP	G	A	Pts.	PIM
2013-14	Michalovce	Slovakia U-18	22	24	18	42	8	+33	-	-	-	-	-
2014-15	Spisska nova Ves U-18	Slovakia U-18	40	14	17	31	63	-2	-	-	-	-	-
	Michalovce U-18	Slovakia U-18	13	15	8	23	69	+18	-	-	-	-	-
2015-16	Team Slovakia	Slovakia Jr.	34	5	8	13	22	+5	-	-	-	-	-
	Michalovce U-20	Slovakia Jr.	7	1	0	1	4	-4	3	1	2	3	0
2016-17	Team Slovakia	Slovakia Jr.	44	15	22	37	25	+25	-	-	-	-	-
	Dukla Trencin	Slovakia Jr.	-	-	-	-	-	-	11	1	3	4	8
	Dukla Trencin U-18	Slovakia U-18	-	-	-	-	-	-	4	3	3	6	4
2017-18	Linkoping	Sweden Jr.	44	7	3	10	24	+4	1	0	0	0	0
2018-19	Vaxjo	Sweden Jr.	42	11	16	27	18	+8	2	0	1	1	2
2019-20	Jokerit U-20	Finland Jr.	47	15	18	33	88	+10	1	0	0	0	0
	Kiekko-Vantaa	Finland-2	1	0	1	1	0	+1	-	-	-	-	-
2020-21	Dukla Michalovce	Slovakia	50	11	14	25	64	+3	12	4	3	7	2
2021-22	Dukla Michalovce	Slovakia	43	15	24	39	55	+17	6	5	1	6	8
	Slovakia	Olympics	7	1	3	4	6	+5	-	-	-	-	-
<b>2022-23</b>	<b>ANAHEIM</b>	<b>NHL</b>	<b>14</b>	<b>1</b>	<b>2</b>	<b>3</b>	<b>4</b>	<b>-3</b>	-	-	-	-	-
	San Diego	AHL	50	13	12	25	66	-9	-	-	-	-	-
<b>NHL Totals</b>			<b>14</b>	<b>1</b>	<b>2</b>	<b>3</b>	<b>4</b>	<b>-3</b>	-	-	-	-	-
<b>AHL Totals</b>			<b>50</b>	<b>13</b>	<b>12</b>	<b>25</b>	<b>66</b>	<b>-9</b>	-	-	-	-	-
<b>Slovakia Totals</b>			<b>93</b>	<b>26</b>	<b>38</b>	<b>64</b>	<b>119</b>	<b>+20</b>	<b>18</b>	<b>9</b>	<b>4</b>	<b>13</b>	<b>10</b>
<b>Slovakia Jr. Totals</b>			<b>85</b>	<b>21</b>	<b>30</b>	<b>51</b>	<b>54</b>	<b>+26</b>	<b>14</b>	<b>2</b>	<b>5</b>	<b>7</b>	<b>8</b>
<b>Finland Jr. Totals</b>			<b>47</b>	<b>15</b>	<b>18</b>	<b>33</b>	<b>88</b>	<b>+10</b>	<b>1</b>	<b>0</b>	<b>0</b>	<b>0</b>	<b>0</b>
<b>Sweden Jr. Totals</b>			<b>86</b>	<b>18</b>	<b>19</b>	<b>37</b>	<b>42</b>	<b>+12</b>	<b>3</b>	<b>0</b>	<b>1</b>	<b>1</b>	<b>2</b>



## BRAYDEN TRACEY / 56

**LEFT WING** | 6-1 | 186 LBS | **SHOOTS:** Left

**BORN:** May 28, 2001 (22); Calgary, Alberta

**DRAFTED:** By Anaheim in the first round (29th overall) of the 2019 NHL Draft


- In his second professional season in 2022-23 with San Diego, (AHL), earned 10-18=28 points in 62 games, ranking fifth in points and fourth in goals on the club.
- Made his NHL debut with Anaheim in 2021-22, appearing in one contest, Jan. 9, 2022 vs. DET. Spent his first full professional season with San Diego (AHL), establishing AHL career highs in points (11-20=31), appearances (55) and PPG (2). Was named AHL Player of the Week for the week ending Nov. 28, 2021, recording 3-4=7 points in three contests.
- Made his professional debut with San Diego in 2020-21, appearing in 12 AHL games after making his AHL debut Feb. 5, 2021 vs. Bakersfield.
- Spent the majority of 2020-21 with Victoria (WHL), scoring 9-12=21 points in 22 games with Victoria. Led the Royals in scoring, PPG (6) PPP (12), co-led in goals and appearances, and ranked second in assists and PPA (6). Finished the season ranked 10th among all WHL players in scoring (67-96=163) and assists since the start of 2018-19.
- Appeared in 52 combined WHL games with Moose Jaw and Victoria in 2019-20, scoring 22-39=61 points. Led both Moose Jaw (1.36) and Victoria (.96) in points-per game.
- Was named the WHL's 2018-19 Rookie of the Year after earning 36-45=81 points with a +33 rating in 66 games with the Moose Jaw Warriors. Led WHL rookies in points, goals, PPG (12), assists, PPA (15) and plus/minus in his first full WHL campaign.
- Registered 4-3=7 points in seven games with Team Canada at the 2019 U-18 World Championship. Won a silver medal with Canada at the 2017 World Hockey Challenge.
- Signed a three-year entry-level contract with Anaheim, Nov. 27, 2019.

### REGULAR SEASON

### PLAYOFFS

Season	Team	League	GP	G	A	Pts.	PIM	+/-	GP	G	A	Pts.	PIM
2017-18	Moose Jaw	WHL	5	0	2	2	0	+2	2	0	0	0	0
2018-19	Moose Jaw	WHL	66	36	45	81	28	+33	2	0	1	1	4
2019-20	Moose Jaw	WHL	28	15	23	38	39	-11	-	-	-	-	-
	Victoria	WHL	24	7	16	23	25	-5	-	-	-	-	-
2020-21	San Diego	AHL	12	0	0	0	4	-2	-	-	-	-	-
	Victoria	WHL	22	9	12	21	24	-9	-	-	-	-	-
<b>2021-22</b>	San Diego	AHL	55	11	20	31	40	-1	2	0	0	0	0
	<b>ANAHEIM</b>	<b>NHL</b>	<b>1</b>	<b>0</b>	<b>0</b>	<b>0</b>	<b>0</b>	<b>-1</b>	-	-	-	-	-
2022-23	San Diego	AHL	62	10	18	28	40	-17	-	-	-	-	-
<b>NHL Totals</b>			<b>1</b>	<b>0</b>	<b>0</b>	<b>0</b>	<b>0</b>	<b>-1</b>	-	-	-	-	-
<b>AHL Totals</b>			<b>129</b>	<b>21</b>	<b>38</b>	<b>59</b>	<b>84</b>	<b>-20</b>	<b>2</b>	<b>0</b>	<b>0</b>	<b>0</b>	<b>0</b>
<b>WHL Totals</b>			<b>145</b>	<b>67</b>	<b>98</b>	<b>165</b>	<b>116</b>	<b>+10</b>	<b>4</b>	<b>0</b>	<b>1</b>	<b>1</b>	<b>4</b>





## NOAH WARREN / 47

**DEFENSEMAN** | 6-5 | 224 LBS | **SHOOTS:** Right

**BORN:** July 15, 2004 (19); Montreal, Quebec

**DRAFTED:** By Anaheim in the second round (42nd overall) of the 2022 NHL Draft

- In his third season with Gatineau (QMJHL) in 2022-23, earned 3-17=20 points with a career-high +21 rating in 47 games. Missed Gatineau's final six regular-season contests due to a shoulder injury.
- Gatineau went 35-8-4 with Warren in the lineup last season, including wins in each of his last 16 games (2-6=8, +19).
- In his second QMJHL season with Gatineau in 2021-22, earned 5-19=24 points with a +17 rating and 52 PIM in 62 games. Also earned one assist in seven QMJHL postseason games.
- In 2020-21 as a rookie, registered 1-3=4 points with a +2 rating and six PIM in 29 games with the Olympiques.
- His grandfather, Raynald Boutin, was a goaltender drafted by the Philadelphia Flyers in 1972, while his mother, Magalie, was a nationally ranked Canadian swimmer.
- His brother, Elie, will represent Saint John of the QMJHL in 2023-24.

Season	Team	League	REGULAR SEASON							PLAYOFFS				
			GP	G	A	Pts.	PIM	+/-	GP	G	A	Pts.	PIM	
2020-21	Gatineau	QMJHL	29	1	3	4	6	+2	4	0	1	1	0	
2021-22	Gatineau	QMJHL	62	5	19	24	52	+17	7	0	1	1	4	
2022-23	Gatineau	QMJHL	47	3	17	20	35	+21	-	-	-	-	-	
<b>QMJHL Totals</b>			<b>138</b>	<b>9</b>	<b>39</b>	<b>48</b>	<b>93</b>	<b>+40</b>	<b>11</b>	<b>0</b>	<b>2</b>	<b>2</b>	<b>4</b>	



## COLTON WHITE / 45

**DEFENSEMAN** | 6-1 | 195 LBS | **SHOOTS:** Left


**BORN:** May 3, 1997 (26); London, Ontario

**ACQUIRED:** Signed as a free agent, July 14, 2022

**DRAFTED:** By New Jersey in the fourth round (97th overall) of the 2015 NHL Draft

- In his sixth professional season and first season with Anaheim in 2022-23, set NHL career-highs in games played (46), points and assists (0-6=6). Also appeared in five games with San Diego (AHL), scoring one goal (1-0=1) with a +2 rating.
- Split 2021-22 between the New Jersey Devils and Utica (AHL). Recorded his first four career points (0-4=4) in 27 NHL games with the Devils, including his first career NHL point (assist), Oct. 19, 2021 vs. SEA. Also scored three goals (3-0=3) with a +1 rating in six AHL games with Utica.
- Set AHL career highs in points (7-23=30), goals, assists and appearances (71) in 2018-19 with Binghamton. Led the AHL club's defensemen in assists and points per game (.42), while ranking second in goals.
- Registered 21-72=93 points with a +66 rating in 256 career OHL games with Sault Ste. Marie from 2013-17. Also compiled 1-8=9 points in 46 career OHL Playoff contests.

Season	Team	League	REGULAR SEASON						PLAYOFFS				
			GP	G	A	Pts.	PIM	+/-	GP	G	A	Pts.	PIM
2013-14	Sault Ste. Marie	OHL	57	0	5	5	2	+10	9	0	1	1	0
2014-15	Sault Ste. Marie	OHL	67	6	16	22	30	+38	14	0	2	2	0
2015-16	Sault Ste. Marie	OHL	68	9	26	35	13	-6	12	1	2	3	4
2016-17	Sault Ste. Marie	OHL	64	6	25	31	41	+24	11	0	3	3	8
2017-18	Adirondack	ECHL	11	2	2	4	6	-7	14	3	8	11	8
	Binghamton	AHL	47	2	7	9	32	-17	-	-	-	-	-
	Binghamton	AHL	71	7	23	30	29	-16	-	-	-	-	-
<b>2018-19</b>	<b>NEW JERSEY</b>	<b>NHL</b>	<b>3</b>	<b>0</b>	<b>0</b>	<b>0</b>	<b>2</b>	<b>-2</b>	-	-	-	-	-
	Binghamton	AHL	45	1	11	12	12	-9	-	-	-	-	-
<b>2019-20</b>	<b>NEW JERSEY</b>	<b>NHL</b>	<b>6</b>	<b>0</b>	<b>0</b>	<b>0</b>	<b>4</b>	<b>-2</b>	-	-	-	-	-
	Binghamton	AHL	27	1	6	7	8	-11	-	-	-	-	-
<b>2020-21</b>	<b>NEW JERSEY</b>	<b>NHL</b>	<b>2</b>	<b>0</b>	<b>0</b>	<b>0</b>	<b>0</b>	<b>-1</b>	-	-	-	-	-
	Utica	AHL	6	3	0	3	6	+1	-	-	-	-	-
<b>2021-22</b>	<b>NEW JERSEY</b>	<b>NHL</b>	<b>27</b>	<b>0</b>	<b>4</b>	<b>4</b>	<b>8</b>	<b>+2</b>	-	-	-	-	-
<b>2022-23</b>	<b>ANAHEIM</b>	<b>NHL</b>	<b>46</b>	<b>0</b>	<b>6</b>	<b>6</b>	<b>8</b>	<b>-17</b>	-	-	-	-	-
	San Diego	AHL	5	1	0	1	6	+2	-	-	-	-	-
<b>NHL Totals</b>			<b>84</b>	<b>0</b>	<b>10</b>	<b>10</b>	<b>22</b>	<b>-20</b>	-	-	-	-	-
<b>AHL Totals</b>			<b>201</b>	<b>15</b>	<b>47</b>	<b>62</b>	<b>93</b>	<b>-50</b>	-	-	-	-	-



## JAXSEN WIEBE / 83

**RIGHT WING** | 6-1 | 203 LBS | **SHOOTS:** Right


**BORN:** May 16, 2002 (21); Moose Jaw, Saskatchewan

**ACQUIRED:** Signed a three-year entry-level contract, March 2, 2023

**DRAFTED:** Not drafted

- In his fourth and final WHL season in 2022-23, set career-highs in points (14-25=39), goals and penalty minutes (106) with a +13 rating in 45 games with Edmonton and Prince George. Earned 3-2=5 points in nine WHL playoff games with Prince George.
- In 2021-22, earned 10-26=36 points with a career-high +17 rating in 51 games with Edmonton, helping the Oil Kings reach the Memorial Cup after earning 2-6=8 points in 13 WHL playoff games. Co-led Edmonton in scoring with 3-1=4 points in three Memorial Cup games.
- Has collected 33-62=95 points with a +21 rating in 169 career WHL games with Red Deer, Edmonton and Prince George.

Season	Team	League	REGULAR SEASON							PLAYOFFS				
			GP	G	A	Pts.	PIM	+/-	GP	G	A	Pts.	PIM	
2019-20	Red Deer	WHL	52	8	9	17	72	-6	-	-	-	-	-	
2020-21	Red Deer	WHL	21	1	2	3	26	-3	-	-	-	-	-	
2021-22	Edmonton	WHL	51	10	26	36	95	+17	13	2	6	8	24	
2022-23	Edmonton	WHL	6	3	1	4	32	0	-	-	-	-	-	
	Prince George	WHL	39	11	24	35	74	+13	9	3	2	5	13	
<b>WHL Totals</b>			<b>169</b>	<b>32</b>	<b>62</b>	<b>95</b>	<b>299</b>	<b>+21</b>	<b>22</b>	<b>5</b>	<b>8</b>	<b>13</b>	<b>37</b>	



## OLEN ZELLWEGER / 51

**DEFENSEMAN | 5-10 | 189 LBS | SHOOTS:** Left

**BORN:** September 10, 2003 (20); Fort Saskatchewan, Alberta

**DRAFTED:** By Anaheim in the second round (34th overall) of the 2021 NHL Draft

- Was named the Canadian Hockey League Defenseman of the Year in 2022-23, the top defenseman among players in the OHL, QMJHL and WHL. Was also named the WHL Defenseman of the Year (Bill Hunter Memorial Trophy) for the second straight year in 2022-23, the fifth player in WHL history to repeat (first since Ty Smith in 2018-19 and 2019-20). Was also named to the WHL B.C. Division First All-Star Team.
- With Everett and Kamloops, led all CHL defensemen in points (46-112=158), goals and assists, his second straight season leading all junior defensemen in scoring (also 14-64=78 in 2021-22). Led WHL defensemen in points per game (1.45), goals (32) and GWG (6), was second in points (32-48=80) and ninth in assists in 2022-23. His 1.45 PPG is the highest mark by a WHL defenseman since the 1993-94 season (Darren Van Impe, 1.45).
- His 32 goals were the most by a WHL defenseman since 2011-12 (Brad Ross, 42), while he recorded the two highest point-per-game seasons by a WHL blueliner since 1992-93 (1.45 points in 2022-23 and 1.42 in 2021-22). He is the only WHL defenseman since 2000-01 with consecutive 75-point seasons after scoring 78 points in 2021-22. Since the start of 2021-22, Zellweger led all CHL defensemen in points (46-112=158), goals and assists.
- Led all CHL defensemen in playoff scoring (11-18=29) in 14 games with Kamloops despite being eliminated in the semifinals. Is one of two players to score 29 or more points in a WHL postseason since 1999 (also Derrick Pouliot in 2013-14). Ranked second among all WHL postseason leaders in points (11-18=29) and shots (92), third in goals, power-play assists (9) and plus/minus (+18) and tied for fourth in assists. Was named WHL Player of the Week for the week ending April 23, recording 3-6=9 points in two playoff games, including a seven-point performance (3-4=7) April 20, 2023, tying the WHL playoff record for single-game points by a defenseman (also Darryl Sydor in 1991).
- He also scored 1-3=4 points in four contests at the 2023 Memorial Cup.
- In 2021-22 with Everett, led all CHL defensemen in points (14-64=78), points per game (1.42) and assists in 55 games. At the time, had the highest points per game among 18-year-old WHL defensemen over the last 32 seasons, the most since Scott Niedermayer recorded 1.44 points per game in 1990-91 (26-56=82 in 57 games), surpassing that mark in 2022-23.
- Set single-seasons career highs in scoring and recorded the most points by an Everett defenseman in franchise history. Was named the WHL's U.S. Division Player of the Year by the league's general managers and was a finalist for WHL Player of the Year and CHL Defenseman of the Year.
- Also ranked second among all WHL skaters in assists and was ninth in points per game. Among WHL defensemen, led in points, assists and ranked third in plus/minus.
- In the shortened 2020-21 season with Everett, ranked fourth among all WHL defensemen in points per game (1.18) with 2-11=13 points in 11 games. Was one of six WHL blueliners to average one assist per game (1.0).
- Helped Canada to back-to-back gold medals at the 2022 and 2023 World Junior Championships and also won gold at the 2021 U-18 World Championship. Also appeared at the 2019 U-17 World Hockey Challenge.
- At the 2022 WJC, became the highest scoring 18-or-younger defenseman with 2-9=11 points. He led the tournament in plus/minus (+14) and co-led in assists, and led all tournament defensemen in points, assists and plus/minus. His 11 points rank tied for third among Canada's all-time defensemen in a single WJC, trailing only Alex Pietrangelo (3-9=12 in 2010) and Bryan McCabe (3-9=12 in 1995). Is one of six Canadian defensemen in a single WJC to record double-digit points, while his 11 points ranked tied fourth among all-time single-tournament defensemen, trailing only Canadians Alex Pietrangelo (12 in 2010) and Brian McCabe (12 in 1995), and Sweden's Peter Andersson (14 in 1985).
- At the 2021 U-18 tournament, co-led all defensemen with 1-7=8 points with a +8 rating in seven games.

### REGULAR SEASON

### PLAYOFFS

Season	Team	League	GP	G	A	Pts.	PIM	+/-	GP	G	A	Pts.	PIM
2018-19	Everett	WHL	1	0	0	0	0	0	-	-	-	-	-
2019-20	Everett	WHL	58	2	10	12	8	+20	-	-	-	-	-
2020-21	Everett	WHL	11	2	11	13	2	+5	-	-	-	-	-
2021-22	Everett	WHL	55	14	64	78	23	+45	6	2	7	9	4
	San Diego	AHL	-	-	-	-	-	-	1	0	1	1	0
2022-23	Everett	WHL	23	10	18	28	12	-5	-	-	-	-	-
	Kamloops	WHL	32	22	30	52	28	+35	14	11	18	29	10
<b>WHL Totals</b>			<b>180</b>	<b>50</b>	<b>133</b>	<b>183</b>	<b>73</b>	<b>+100</b>	<b>20</b>	<b>13</b>	<b>25</b>	<b>38</b>	<b>14</b>
<b>AHL Totals</b>			-	-	-	-	-	-	<b>1</b>	<b>0</b>	<b>1</b>	<b>1</b>	<b>0</b>



## VYACHESLAV BUTEYETS

**GOALTENDER | 6-4 | 185 LBS | CATCHES:** Left

**BORN:** May 29, 2002 (21); Moscow, Russia

**DRAFTED:** By Anaheim in the sixth round (178th overall) of the 2022 NHL Draft

- Posted a 18-12-4 record with a 2.11 GAA, .933 SV% and three shutouts in 35 games in 2022-23 with Chelmet Chelyabinsk of the VHL, Russia's second division. Led all VHL goaltenders 21 and younger in wins, shutouts and appearances, and ranked second in GAA and third in SV%. Among all VHL goaltenders, ranked in the top-10 in wins (sixth), SV% (seventh) and shutouts (10th). Also appeared in four playoff games. Was loaned to Sochi of the KHL but did not make an appearance.
- In 2021-22, went 6-2-2 record with a 2.49 GAA and .918 SV% in 11 games with Chelmet Chelyabinsk (VHL). Also went 7-7-1 with a 3.03 GAA and a .890 SV% with Belye Medvedi Chelyabinsk of the MHL, Russia's top junior league.
- Has earned a 24-14-6 record with a 2.20 GAA and .930 SV% in 46 career VHL games with Chelmet Chelyabinsk. Also went 9-10-1 record with a 2.86 GAA and a .898 SV% in 27 career MHL games with Belye Medvedi Chelyabinsk and Chaika Nizhny Novgorod from 2019-22.

Season	Team	League	REGULAR SEASON							PLAYOFFS					
			GP	MIN	GA	SO	GAA	W-L-T	SV%	GP	MIN	GA	SO	GAA	W-L
2019-20	Chelyabinsk Jr.	Russia Jr.	2	13	1	0	4.45	0-0-0	.833	-	-	-	-	-	-
2020-21	Chelyabinsk Jr.	Russia Jr.	4	167	7	0	2.52	1-2-0	.931	-	-	-	-	-	
	Nizhny Novogorod	Russia Jr.	4	142	5	0	2.11	1-1-0	.902	-	-	-	-	-	
2021-22	Chelyabinsk Jr.	Russia Jr.	17	852	43	0	3.03	7-7-1	.890	-	-	-	-	-	
	Chelyabinsk	Russia-2	11	627	26	0	2.49	6-2-2	.918	-	-	-	-	-	
2022-23	Chelyabinsk	Russia-2	35	2016	71	3	2.11	18-12-4	.933	4	211	12	0	.897 0-3-0	



## MICHAEL CALLOW / 86

**RIGHT WING | 6-4 | 181 LBS | SHOOTS:** Right


**BORN:** January 15, 2004 (19); Boston, Massachusetts

**DRAFTED:** By Anaheim in the fifth round (154th overall) of the 2022 NHL Draft

- Recorded 21-19=40 points in 61 games with Muskegon of the USHL as a rookie in 2022-23. Among team leaders, ranked second in goals and fourth in scoring, and scored the fifth-most goals among USHL players selected in the 2022 NHL Draft. Is committed to Harvard University in 2023-24.
- In his senior season at St. Sebastian's School (Massachusetts High School) in 2021-22, scored 26-15=41 points in 25 contests. Ranked tied for seventh in the league in goals per game (1.04) while he led the club in goals and ranked second in points. Also appeared in one contest with the USNTDP U-18 team.
- In three seasons at St. Sebastian's, scored 35-22=57 points in 53 contests.

Season	Team	League	REGULAR SEASON							PLAYOFFS				
			GP	G	A	Pts.	PIM	+/-	GP	G	A	Pts.	PIM	
2019-20	St. Sebastian's	USHS-MA	28	9	7	16	-	-	-	-	-	-	-	
2020-21	St. Sebastian's	USHS-MA	-	-	-	-	-	-	-	-	-	-	-	
	USNTDP	U-17	3	0	0	0	4	-	-	-	-	-	-	
2021-22	St. Sebastian's	USHS-MA	25	26	15	41	-	-	-	-	-	-	-	
	USNTDP	U-18	1	0	0	0	0	0	-	-	-	-	-	
2022-23	Muskegon	USHL	61	21	19	40	20	-6	-	-	-	-	-	

# FUTURE DUCKS



## DAMIAN CLARA / 68

**GOALTENDER | 6-6 | 215 LBS | CATCHES:** Left

**BORN:** January 13, 2005 (18); Brunico, Italy

**DRAFTED:** By Anaheim in the second round (60th overall) of the 2023 NHL Draft

- Went 17-17-0 with a 2.79 GAA and .903 SV% in 35 games with Farjestad Jr. of the J20 Nationell league in 2022-23 (Sweden's top junior league). Also appeared in two games with Karlskoga of HockeyAllsvenskan (Sweden's second division), going 1-1-0 with a 2.50 GAA and .936 SV%.
- Led EC Salzburg to an ICEYSL championship (Austria's junior league), posting a 6-1-0 record with a 2.29 GAA.
- Helped Italy to a bronze medal at the 2023 World Junior Championship Division I, Group B tournament, going 3-1-0 with a 1.25 GAA and .954 SV%. Was named the tournament's Best Goaltender and Top Player on the Team. Also helped Italy win gold at the 2022 WJC Division II tournament, earning the Best Goaltender award.
- Became the youngest goaltender to ever appear at the World Championships in 2021, including the youngest player overall in more than 80 years.
- Became the first-ever player from Italy to be drafted by an NHL team.
- Will represent Brynas in the HockeyAllsvenskan (Sweden 2) in 2023-24.

### REGULAR SEASON

### PLAYOFFS

Season	Team	League	GP	MIN	GA	SO	GAA	W-L-T	SV%	GP	MIN	GA	SO	GAA	W-L
2020-21	EC Salzburg Jr.	ICEYSL	7	420	16	0	2.29	6-1-0	.890	2	120	5	0	2.50	2-0
2021-22	Red Bull Academy	Czechia Jr. 20	1083	66	1	3.65	5-13-0	.899	-	-	-	-	-	-	-
	Red Bull Jr.	Alps HL	1	60	3	0	3.00	1-1-0	.893	-	-	-	-	-	-
2022-23	Farjestad Jr.	Sweden Jr. 35	2065	96	0	2.79	17-17-0	.903	2	119	9	0	4.54	0-2	-
	Karlskoga	Sweden 2	2	120	5	0	2.50	1-1-0	.936	-	-	-	-	-	-



## SAM COLANGELO / 66

**CENTER | 6-2 | 205 LBS | SHOOTS:** Right

**BORN:** December 26, 2001 (21); Stoneham, Massachusetts


**DRAFTED:** By Anaheim in the second round (36th overall) of the 2020 NHL Draft

- In his junior season at Northeastern (Hockey East) in 2022-23, recorded 9-15-24 points in 35 games, tying a career-high in assists. Transferred to Western Michigan University for his senior season in 2023-24.
- In 2021-22 as a sophomore, set a career best with 12-15-27 points and a +8 rating in 29 games. Ranked ninth among Hockey East skaters in points per game (.93). As a freshman in 2020-21, recorded three assists (0-3-3) and two PIM in eight games with the Huskies.
- Led the USHL in points per game (1.32, min. 20 games) and plus/minus (+32) after scoring 28-30=58 points in 44 games with the Chicago Steel in 2019-20. Among USHL leaders, ranked tied for third in goals, points and shooting percentage (22.2, min. 20 games), and tied for 10th in assists.
- Split the 2018-19 season with Lawrence Academy (Massachusetts) and Chicago (USHL). Was named the Lawrence Academy MVP after leading the team in scoring (19-29=48), goals and assists in 28 games.
- Helped Team USA to a gold medal at the 2021 World Junior Championship, scoring one goal in seven tournament games. Also won bronze at the 2019 World Junior A Challenge and represented his country at the 2018 Hlinka Gretzky Memorial

### REGULAR SEASON

### PLAYOFFS

Season	Team	League	GP	G	A	Pts.	PIM	+/-	GP	G	A	Pts.	PIM
2016-17	Lawrence Academy	USHS-MA	27	2	12	14	-	-	-	-	-	-	-
2017-18	Lawrence Academy	USHS-MA	29	13	29	42	-	-	-	-	-	-	-
2018-19	Lawrence Academy	USHS-MA	28	19	29	48	36	-	-	-	-	-	-
	Chicago Steel	USHL	11	3	0	3	4	-	2	0	0	0	4
2019-20	Chicago Steel	USHL	44	28	30	58	47	+32	-	-	-	-	-
2020-21	Northeastern	Hockey East	8	0	3	3	2	-3	-	-	-	-	-
2021-22	Northeastern	Hockey East	29	12	15	27	18	+8	-	-	-	-	-
2022-23	Northeastern	Hockey East	35	9	15	24	12	-4	-	-	-	-	-



## RODWIN DIONICIO / 76


**DEFENSEMAN** | 6-1 | 220 LBS | **SHOOTS:** Left

**BORN:** March 30, 2004 (19); Newark, New Jersey

**DRAFTED:** By Anaheim in the fifth round (129th overall) of the 2023 NHL Draft

- Combined for 15-35=50 points in 50 games in 2022-23 with the Niagara IceDogs and Windsor Spitfires of the OHL. Posted 11-32=43 points in 33 games following his acquisition by Windsor, leading club blueliners in scoring, goals, assists and PPP (3-13=16). Also appeared in two OHL Playoff contests, scoring his first career playoff goal.
- Represented Switzerland at the numerous international tournaments, including back-to-back World Junior Championships (2022 and 2023), and the 2021 U-18 World Championship. Scored one goal in five games in the 2023 WJC, in addition to the shootout-winning goal in a 4-3 victory against Slovakia in the tournament.
- Was born in Newark, N.J. and raised in Switzerland, with his parents originally from the Dominican Republic.

Season	Team	League	REGULAR SEASON						PLAYOFFS					
			GP	G	A	Pts.	PIM	+/-	GP	G	A	Pts.	PIM	
2020-21	Bern	Swiss Jr.	31	2	10	12	46	-	1	1	1	2	0	
2021-22	Niagara	OHL	57	6	25	31	45	-22	-	-	-	-	-	
2022-23	Niagara	OHL	17	4	3	7	25	-5	-	-	-	-	-	
	Windsor	OHL	33	11	32	43	51	+10	2	1	0	1	2	



## WILL FRANCIS / 71

**DEFENSEMAN** | 6-5 | 215 LBS | **SHOOTS:** Right


**BORN:** November 16, 2000 (22); St. Paul, Minnesota

**DRAFTED:** By Anaheim in the sixth round (163rd overall) of the 2019 NHL Draft

- In 2022-23, played 28 games in his first full NCAA season for Minnesota-Duluth (NCHC), earning one assist and 22 PIM.
- Did not play for Minnesota-Duluth in 2020-21 after being diagnosed with Acute Lymphoblastic Leukemia in March 2020. Appeared in five games as a freshman at Minnesota-Duluth (NCHC) in 2021-22 while continuing to undergo chemotherapy.
- Was limited to 10 games with Cedar Rapids (USHL) in 2019-20 due to a knee injury, scoring 1-3=4 points with 20 PIM.
- Played his first USHL season with Cedar Rapids in 2018-19, collecting 2-8=10 points with a +9 rating and a team-leading 131 PIM in 59 games. Ranked second among Cedar Rapids rookies in games and plus/minus.

Season	Team	League	REGULAR SEASON						PLAYOFFS					
			GP	G	A	Pts.	PIM	+/-	GP	G	A	Pts.	PIM	
2018-19	Cedar Rapids	USHL	59	2	8	10	131	+9	6	0	0	0	16	
2019-20	Cedar Rapids	USHL	10	1	3	4	20	0	-	-	-	-	-	
2020-21	Did not play													
2021-22	Minnesota-Duluth	NCHC	5	0	0	0	2	-2	-	-	-	-	-	
2022-23	Minnesota-Duluth	NCHC	28	0	1	1	22	-1	-	-	-	-	-	

# FUTURE DUCKS



## ARTYOM GALIMOV

**CENTER** | 5-11 | 176 LBS | **SHOOTS:** Left

**BORN:** September 8, 1999 (24); Samara, Russia

**DRAFTED:** By Anaheim in the fifth round (129th overall) of the 2020 NHL Draft

- Has scored 33-41=74 points and a +13 rating in 207 career KHL games with Ak Bars Kazan. Has also recorded 4-11=15 points with a +8 rating in 49 KHL playoff contests.
- In his fourth KHL season with Kazan in 2022-23, recorded 7-6=13 points with a +3 rating in 63 games. Helped Kazan reach the Gargarin Cup Finals, scoring 1-3=4 points in 24 Gargarin Cup playoff games.
- In his third KHL season with Kazan in 2021-22, earned 7-15=22 points with a +3 rating in 47 games. In 2020-21, scored 6-10=16 points with a +12 rating and 18 PIM in 41 games with Kazan. Helped Kazan to the Eastern Conference Final of the Gagarin Cup Playoffs, scoring 2-5=7 points in 15 postseason games. Scored a goal and recorded an assist in a Game 7 OT loss in the ECF, Apr. 15 vs. Avangard Omsk. Ranked tied for third among playoff scorers among players 23-and-younger.
- Was named the 2019-20 KHL Rookie of the Year (Alexei Cherepanov Award) after earning 13-10=23 points in 55 games with Kazan. Co-led the KHL with eight GWG. Also had three assists in four KHL playoff games. Was named the KHL Rookie of the Month in October 2019, and Rookie of the Week on three occasions (Oct. 7, Nov. 25, Sept. 23).
- Helped Russia to a bronze medal at the 2019 World Junior Championship, scoring 1-2=3 points with a +6 rating in seven tournament games.

### REGULAR SEASON

### PLAYOFFS

Season	Team	League	GP	G	A	Pts.	PIM	+/-	GP	G	A	Pts.	PIM
2016-17	Kazan Jr.	Russia Jr.	48	5	5	10	42	+6	10	2	1	3	0
2017-18	Kazan Jr.	Russia Jr.	32	9	18	27	47	-5	4	0	0	0	25
	Kazan	Russia-2	28	4	4	8	33	+2	-	-	-	-	-
2018-19	Kazan	KHL	1	0	0	0	0	0	-	-	-	-	-
	Kazan	Russia-2	40	9	15	24	22	+14	-	-	-	-	-
	Kazan Jr.	Russia Jr.	5	1	2	3	29	+2	-	-	-	-	-
2019-20	Kazan	KHL	55	13	10	23	10	-5	4	0	3	3	4
2020-21	Kazan	KHL	41	6	10	16	18	+12	15	2	5	7	4
2021-22	Kazan	KHL	47	7	15	22	18	+3	6	1	0	1	4
	Kazan	Russia-2	1	1	0	1	4	-1	-	-	-	-	-
2022-23	Kazan	KHL	63	7	6	13	24	+3	24	1	3	4	2



## CONNOR HVIDSTON / 82

**LEFT WING** | 6-2 | 180 LBS | **SHOOTS:** Left

**BORN:** September 11, 2004 (19); Saskatoon, Saskatchewan

**DRAFTED:** By Anaheim in the fifth round (139th overall) of the 2022 NHL Draft

- In his second WHL season with Swift Current in 2022-23, set career highs in points (21-44=65), goals, assists, plus/minus (+15), PPG (8) and appearances (59). Co-led Broncos skaters in SHG (3), ranked second in points per game (1.10) and assists, third in points and fourth in goals.
- Made his professional debut with San Diego (AHL) following his WHL season, scoring one goal in seven games. Became the youngest player to score a goal in San Diego's AHL history Apr. 8, 2023 vs. Calgary (1-0=1).
- Was Swift Current's Rookie of the Year in 2021-22, earning 13-19=32 points with 14 PIM in 58 games.
- Has earned 34-63=97 points and a +10 rating in 117 career WHL games with Swift Current.
- Represented Canada at the 2022 U-18 World Championship, scoring 1-1=2 points in four tournament games.

### REGULAR SEASON

### PLAYOFFS

Season	Team	League	GP	G	A	Pts.	PIM	+/-	GP	G	A	Pts.	PIM
2021-22	Swift Current	WHL	58	13	19	32	14	-5	-	-	-	-	-
2022-23	Swift Current	WHL	59	21	44	65	34	+15	-	-	-	-	-
	San Diego	AHL	7	1	0	1	0	0	-	-	-	-	-





## TREVOR JANICKE / 65

**CENTER | 5-10 | 200 LBS | SHOOTS:** Right

**BORN:** December 25, 2000 (22); Maple Grove, Minnesota

**DRAFTED:** By Anaheim in the fifth round (132nd overall) of the 2019 NHL Draft

- In his senior season at Notre Dame (Big Ten), in 2022-23, tallied 8-14=22 points with a +1 rating in 37 games while setting a single-season career-high in assists.
- As a junior in 2021-22, set single-season career highs in points (15-9=24), goals and appearances (40), and also named to the Academic All-Big Ten Team.
- In 2020-21, scored 4-6=10 points in 29 games, helping the Fighting Irish to the NCAA Tournament.
- Led Central Illinois (USHL) in points (22-26=48) and PPG (9), co-led in goals, and ranked tied for second in assists in 2018-19 while serving as the club's captain.
- Won silver with Team USA at the 2018 U-18 World Championship, scoring two goals in seven tournament games. Also helped the U.S. win gold at the 2018 U-18 Five Nations Tournament.

Season	Team	League	REGULAR SEASON							PLAYOFFS				
			GP	G	A	Pts.	PIM	+/-	GP	G	A	Pts.	PIM	
2016-17	USNTDP	U-17	56	1	5	6	20	-30	-	-	-	-	-	
	USNTDP	U-18	1	0	0	0	0	-1	-	-	-	-	-	
2017-18	USNTDP	U-18	62	10	8	18	40	0	-	-	-	-	-	
2018-19	Central Illinois	USHL	58	22	26	48	40	-10	-	-	-	-	-	
2019-20	Notre Dame	Big Ten	37	8	5	13	6	+1	-	-	-	-	-	
2020-21	Notre Dame	Big Ten	29	4	6	10	4	+5	-	-	-	-	-	
2021-22	Notre Dame	Big Ten	40	15	9	24	14	+5	-	-	-	-	-	
2022-23	Notre Dame	Big Ten	37	8	14	22	12	+1	-	-	-	-	-	



## BEN KING / 80

**CENTER | 6-2 | 198 LBS | SHOOTS:** Right

**BORN:** May 15, 2002 (21); Vernon, British Columbia

**DRAFTED:** By Anaheim in the fourth round (107th overall) of the 2022 NHL Draft

- In his fifth WHL season and fourth with Red Deer, earned 17-18=35 points with a +2 rating in 30 games, second among club leaders in points per game (1.10). Also tallied 4-7=11 points in 10 WHL playoff contests, ranking tied for second among Rebels leaders in assists, and third in points and goals.
- In 2021-22 with Red Deer, led all WHL skaters in goals, PPG (24) and GWG (15), and finished second in scoring (52-53=105 points) in 68 games. Also ranked second in FOWW (58.8, min. 100 attempts) and tied for fifth in points per game (1.54). Was named to the WHL Central First All-Star Team. Also scored 4-6=10 points in 10 WHL Playoff games in 2022, co-leading Red Deer in points, goals and assists.
- Has scored 106-134=240 points in 236 career WHL contests.

Season	Team	League	REGULAR SEASON							PLAYOFFS				
			GP	G	A	Pts.	PIM	+/-	GP	G	A	Pts.	PIM	
2017-18	Vernon	BCHL	2	0	0	0	0	0	-	-	-	-	-	
	Swift Current	WHL	7	0	0	0	2	+1	-	-	-	-	-	
2018-19	Swift Current	WHL	48	5	21	26	20	-12	-	-	-	-	-	
	Swift Current	WHL	16	4	4	8	18	-9	-	-	-	-	-	
2020-21	Red Deer	WHL	46	16	22	38	28	-8	-	-	-	-	-	
	Red Deer	WHL	21	12	16	28	25	-1	-	-	-	-	-	
2021-22	Red Deer	WHL	68	52	53	105	57	+36	10	4	6	10	18	
2022-23	Red Deer	WHL	30	17	18	35	27	+2	10	4	7	11	4	

# FUTURE DUCKS



## KYLE KUKKONEN / 84

**CENTER** | 5-10 | 175 LBS | **SHOOTS:** Right

**BORN:** November 13, 2002 (20); Maple Grove, Minnesota

**DRAFTED:** By Anaheim in the sixth round (162nd overall) of the 2021 NHL Draft

- In his freshman year with Michigan Tech (CCHA), was named the CCHA Rookie of the Year after recording 18-9=27 points with a +1 rating in 39 games. He scored the most goals by a Huskies freshman since 1988 while he led CCHA freshmen in goals and all conference skaters in GWG (4).
- In his first USHL season with Madison in 2021-22, scored 22-31=53 points in 58 contests. Ranked second among team leaders in points and goals, and third in assists. Also scored 1-4=5 points in 14 USHL Playoff games.
- In 2020-21, recorded 31-43=74 points with 16 PIM in 23 games with Maple Grove High School in Minnesota as the club's captain, leading all skaters in assists and ranking second in scoring among United States High School Minnesota League (USHS-MN) players.
- Scored 55-84=139 points in 54 career USHS-MN games from 2018-21, ranking fifth in assists and sixth in points in his three seasons. He also scored two goals in three USHL contests with the Madison Capitals in 2018-19.

### REGULAR SEASON

Season	Team	League	REGULAR SEASON						PLAYOFFS				
			GP	G	A	Pts.	PIM	+/-	GP	G	A	Pts.	PIM
2018-19	Maple Grove	USHS-MN	24	18	29	47	12	-	3	6	0	6	0
	Madison	USHL	3	2	0	2	0	-1	-	-	-	-	-
2019-20	Maple Grove	USHS-MN	7	6	12	18	4	-	-	-	-	-	-
2020-21	Maple Grove	USHS-MN	23	31	43	74	16	0	-	-	-	-	-
	Minot	NAHL	19	9	7	16	10	-8	5	3	2	5	2
2021-22	Madison	USHL	58	22	31	53	40	-3	14	1	4	5	4
2022-23	Michigan Tech	CCHA	39	18	9	27	18	+1	-	-	-	-	-



## IAN MOORE / 74

**DEFENSEMAN** | 6-3 | 185 LBS | **SHOOTS:** Right


**BORN:** January 4, 2002 (21); Concord, Massachusetts

**DRAFTED:** By Anaheim in the third round (67th overall) of the 2020 NHL Draft

- In his sophomore season at Harvard (ECAC), tallied a career-high in points (1-18=19), assists and plus/minus (+20) in 34 games. Ranked second among Crimson blueliners in points, assists and co-led in plus/minus.
- As a freshman in 2021-22, notched 2-13=15 points with a +16 rating in 35 games. Was named to the ECAC Hockey All-Rookie Team, an All-Ivy League Honorable Mention and ECAC Hockey All-Tournament Team selection. Scored his first collegiate goal Feb. 1, 2022 at Boston College.
- Helped the Chicago Steel (USHL) to a Clark Cup championship in 2020-21. Scored 10-14=24 points with a +22 rating in 45 regular season games. Recorded three assists with a +6 rating in eight USHL playoff contests. Among Chicago defensemen in 2020-21, led in PPG (5) and GWG (3), co-led in goals, ranked third in scoring and plus/minus. Ranked second in PPG, tied for second in GWG and was fourth in goals among all USHL defensemen.
- Was the first high school player selected in the 2020 NHL Draft. Led all New England Prep Hockey defensemen in 2019-20 with 12-34=46 points in 28 games for St. Marks School (Massachusetts High School). Was named to the USHS First Team All-New England after ranking second in points-per game (1.62) and tied for third in scoring among all USHS defensemen in the nation. Also appeared in one game for the U-18 U.S. National Team Development Program (USNTDP).
- Scored 17-33=50 points in 52 career USHS contests with St. Marks School from 2017-19.
- Represented Team USA at the 2022 World Junior Championship, recording one assist with a +1 rating in five tournament games.

### REGULAR SEASON

Season	Team	League	REGULAR SEASON						PLAYOFFS				
			GP	G	A	Pts.	PIM	+/-	GP	G	A	Pts.	PIM
2017-18	St. Mark's School	USHS-MA	21	1	13	14	-	-	-	-	-	-	-
2018-19	St. Mark's School	USHS-MA	31	16	20	36	-	-	-	-	-	-	-
2019-20	St. Mark's School	USHS-MA	28	12	34	46	-	-	-	-	-	-	-
	USNTDP	U-18	1	0	0	0	0	-	-	-	-	-	-
2020-21	Chicago	USHL	45	10	14	24	16	+22	8	0	3	3	6
2021-22	Harvard	ECAC	35	2	13	15	10	+16	-	-	-	-	-
2022-23	Harvard	ECAC	34	1	18	19	12	+20	-	-	-	-	-



## NICO MYATOVIC / 48


**LEFT WING | 6-2 | 208 LBS | SHOOTS:** Left

**BORN:** December 1, 2004 (18); Prince George, British Columbia

**DRAFTED:** By Anaheim in the second round (33rd overall) of the 2023 NHL Draft

- Helped the Seattle Thunderbirds to a WHL championship and appearance in the 2023 Memorial Cup in 2022-23. Scored 30-30=60 points with a +43 rating and 41 PIM in 68 regular-season games, setting career highs in points, goals, assists, plus/minus and appearances. Among Seattle leaders, he ranked tied for second in goals and was sixth in points.
- Earned 4-3=7 points in 19 WHL Playoff games, including the WHL Championship-clinching goal in Game 5 vs. Winnipeg. Also scored 1-3=4 points with a +3 rating in five Memorial Cup games, including a multi-point effort (one goal, one assist) in the semifinal contest in a 4-1 win to advance to the Memorial Cup Final.
- Registered 4-24=28 points with a +11 rating in 67 games with Seattle in 2021-22. He also scored 3-5=8 points in 25 WHL Playoff contests en route to the WHL Championship series.

Season	Team	League	REGULAR SEASON						PLAYOFFS				
			GP	G	A	Pts.	PIM	+/-	GP	G	A	Pts.	PIM
2020-21	Seattle	WHL	12	3	0	3	0	+1	-	-	-	-	-
2021-22	Seattle	WHL	67	4	24	28	21	+11	25	3	5	8	6
2022-23	Seattle	WHL	68	30	30	60	41	+43	19	4	3	7	6



## JACK PERBIX

**RIGHT WING | 6-1 | 185 LBS | SHOOTS:** Left

**BORN:** September 13, 2000 (23); Elk River, Minnesota

**DRAFTED:** By Anaheim in the fourth round (116th overall) of the 2018 NHL Draft

- Will represent Northern Michigan University (CCHA) in the 2023-24 season.
- In his senior season with Western Michigan (NCHC), set NCAA career-highs in points (6-13=19), goals, assists and plus/minus (+6) in 39 games.
- Helped the Golden Gophers to an appearance in the Frozen Four championship game as a junior in 2021-22, collecting 5-7=12 points in 38 games. In 2020-21, scored 4-5=9 points while helping Minnesota to a Big Ten championship as a sophomore. Made his NCAA debut with Minnesota in 2019-20, posting 2-5=7 points in 35 games.
- Has recorded 17-30=47 points with a +14 rating in 142 NCAA contests with Western Michigan and Minnesota.
- Split his first full USHL season in 2018-19 with Green Bay and Des Moines, combining for 12-37=49 points with a +8 rating in 60 games. Ranked tied for ninth among USHL leaders in assists.
- Was named USHL Forward of the Week for Jan. 27, 2019 after scoring five goals (5-0=5) in two games. Scored his first career USHL hat trick Jan. 26, 2019 vs. Lincoln (3-0=3).

Season	Team	League	REGULAR SEASON						PLAYOFFS				
			GP	G	A	Pts.	PIM	+/-	GP	G	A	Pts.	PIM
2016-17	Elk River High	USHS-MN	25	15	20	35	18	-	2	2	3	5	4
	USNTDP	U-17	5	0	0	0	2	-	-	-	-	-	-
2017-18	Elk River High	USHS-MN	25	19	42	61	31	-	2	2	5	7	0
	Green Bay	USHL	17	1	3	4	6	-5	2	0	0	0	0
2018-19	Green Bay	USHL	43	9	28	37	26	+2	-	-	-	-	-
	Des Moines	USHL	17	3	9	12	8	+6	5	0	1	1	2
2019-20	Minnesota	Big Ten	35	2	5	7	16	-5	-	-	-	-	-
2020-21	Minnesota	Big Ten	30	4	5	9	8	+11	-	-	-	-	-
2021-22	Minnesota	Big Ten	38	5	7	12	18	+2	-	-	-	-	-
2022-23	Western Michigan	NCHC	39	6	13	19	18	+6	-	-	-	-	-

# FUTURE DUCKS



## COULSON PITRE / 55


**CENTER** | 6-1 | 175 LBS | **SHOOTS:** Right

**BORN:** December 13, 2004 (18); Newmarket, Ontario

**DRAFTED:** By Anaheim in the third round (65th overall) of the 2023 NHL Draft

- In his second OHL season with the Flint Firebirds, scored 25-35=60 points with a +20 rating and 42 PIM in 59 games, establishing new career highs in scoring, goals, assists, plus/minus and appearances. Ranked tied for third in goals and fourth in points among Flint skaters. Added 2-3=5 points in six OHL Playoff contests.
- Ranked tied for fifth in points and ninth in goals among 2023 draft-eligible players in the OHL.
- Was named to the 2021-22 OHL First All-Rookie Team after collecting 23-21=44 points with a +11 rating and 27 PIM in 52 games with Flint. He added 6-3=9 points in 16 OHL postseason contests, ranking second among Flint rookies in postseason goals while helping the club to the Western Conference Finals.
- His brother, Kaden, was his teammate this season as a rookie with Flint.

Season	Team	League	REGULAR SEASON						PLAYOFFS				
			GP	G	A	Pts.	PIM	+/-	GP	G	A	Pts.	PIM
2021-22	Flint	OHL	52	23	21	44	27	+11	16	6	3	9	2
2022-23	Flint	OHL	59	25	35	60	42	+20	6	2	3	5	4



## VOJTECH PORT / 89

**CENTER** | 6-1 | 177 LBS | **SHOOTS:** Right

**BORN:** August 3, 2005 (18); Jihlava, Czechia

**DRAFTED:** By Anaheim in the sixth round (161st overall) of the 2023 NHL Draft

- Split his first WHL season with Red Deer and Edmonton, combining for 4-13=17 points with 14 PIM in 48 games. Led Edmonton defensemen in points, goals, assists and PPP (1-7=8).
- In 2021-22, earned 2-3=5 points with a +8 rating in 21 games with Sparta Prague Jr. (Czechia junior league).
- Also recorded 3-20=23 points with a +21 rating and six PIM in 26 games with Sparta Prague's U-17 club from 2020-22.

Season	Team	League	REGULAR SEASON						PLAYOFFS				
			GP	G	A	Pts.	PIM	+/-	GP	G	A	Pts.	PIM
2021-22	HC Sparta Prague Jr.	Czechia Jr.	21	2	3	5	4	+8	-	-	-	-	-
2022-23	Red Deer	WHL	2	0	0	0	2	0	-	-	-	-	-
	Edmonton	WHL	46	4	13	17	14	-21	-	-	-	-	-



## YEGOR SIDOROV / 57


**RIGHT WING | 6-0 | 177 LBS | SHOOTS:** Left

**BORN:** June 18, 2004 (19); Vitebsk, Belarus

**DRAFTED:** By Anaheim in the third round (85th overall) of the 2023 NHL Draft

- In his second WHL season with Saskatoon in 2022-23, scored 40-36=76 points with a +25 rating and 39 PIM in 53 games. Led all Blades skaters in goals, PPG (15), PPP (31), and shots (246), ranked second in points and GWG (7), and tied for third in plus/minus.
- Added 9-10=19 points in 16 WHL Playoff contests in 2023, leading Saskatoon in goals, ranked second in points and tied for third in assists to help the Blades to the Eastern Conference Finals. Ranked tied for second among WHL postseason leaders in PPG (6) and tied for sixth goals.
- Has scored 63-48=111 points with a +23 rating and 62 PIM in 111 career WHL games with Saskatoon from 2021-23.
- Spent two seasons in the Belarusian second division from 2019-21, posting 26-25=51 points with 34 PIM in 50 games.
- Became the third Belarusian player to be drafted by Anaheim, following Ruslan Salei (ninth overall in 1996) and Vitali Kozel (ninth round, 212th overall in 1993).

Season	Team	League	REGULAR SEASON							PLAYOFFS				
			GP	G	A	Pts.	PIM	+/-	GP	G	A	Pts.	PIM	
2019-20	Minskie Zubry	Belarus 2	30	10	14	24	18	-	12	0	0	0	5	
2020-21	Belarus U-17	Belarus 2	20	16	11	27	16	-	9	6	4	10	8	
	Belarus U-18	Belarus 2	24	7	7	14	10	-1	-	-	-	-	-	
2021-22	Saskatoon	WHL	58	23	12	35	23	-2	5	1	2	3	2	
2022-23	Saskatoon	WHL	53	40	36	76	36	+25	16	9	10	19	6	



## KONNOR SMITH / 63

**DEFENSEMAN | 6-4 | 218 LBS | SHOOTS:** Left

**BORN:** November 6, 2004 (18); Windsor, Ontario

**DRAFTED:** By Anaheim in the fourth round (97th overall) of the 2023 NHL Draft

- Helped the Peterborough Petes to an OHL championship in 2022-23. In his second OHL season, appeared in a career-high 65 regular-season games, posting 3-12=15 points with a +12 rating and 68 PIM. He established career highs in points, assists, plus/minus and PIM. Also earned two assists in 23 OHL Playoff games.
- Recorded one assist (0-1=1) in five Memorial Cup contests.
- As a rookie in 2021-22, recorded 4-8=12 points in 52 games in addition to earning two assists in four OHL Playoff contests.

Season	Team	League	REGULAR SEASON							PLAYOFFS				
			GP	G	A	Pts.	PIM	+/-	GP	G	A	Pts.	PIM	
2021-22	Peterborough	OHL	52	4	8	12	53	-5	4	0	2	2	0	
2022-23	Peterborough	OHL	65	3	12	15	68	12	23	0	2	2	10	

# FUTURE DUCKS



## ALBIN SUNDSVIK / 81

**CENTER** | 6-2 | 203 LBS | **SHOOTS:** Left

**BORN:** April 27, 2001 (22); Stockholm, Sweden

**DRAFTED:** By Anaheim in the sixth round (160th overall) of the 2020 NHL Draft

- Will represent Rogle BK during the 2023-24 SHL season after spending five seasons with Skelleftea.
- In his fifth season with Skelleftea, tallied 3-8=11 points with a +3 rating in a career-high 52 games, tying a career high in assists. Helped Skelleftea reach the SHL Finals, scoring three goals (3-0=3) in 17 SHL playoff contests.
- Scored a career-best 6-8=14 points with Skelleftea in 2020-21. Led all SHL players 20-and-younger in games played, ranked seventh in scoring and tied for seventh in goals among Skelleftea leaders. Helped Skelleftea to the SHL Semifinals, appearing in 12 playoff contests. Skelleftea went 34-18-5 when he was in the lineup.
- As an 18-year-old in 2019-20, had 3-1=4 points in 38 SHL contests. Also has recorded 33-36=69 points in 83 career Swedish J20 SuperElit (junior league).
- Represented Sweden at the 2021 World Junior Championship, scoring 1-2=3 points in five tournament games. Helped his country win a gold medal at the 2019 U-18 World Championship.

Season	Team	League	REGULAR SEASON						PLAYOFFS				
			GP	G	A	Pts.	PIM	+/-	GP	G	A	Pts.	PIM
2017-18	Skelleftea Jr.	Sweden Jr.	22	3	3	6	8	-3	-	-	-	-	-
2018-19	Skelleftea Jr.	Sweden Jr.	42	17	24	41	32	-13	-	-	-	-	-
	Skelleftea	SHL	12	1	0	1	-	+3	-	-	-	-	-
2019-20	Skelleftea	SHL	38	3	1	4	2	-5	-	-	-	-	-
	Skelleftea Jr.	Sweden Jr.	19	13	9	22	8	+15	-	-	-	-	-
2020-21	Skelleftea	SHL	45	6	8	14	10	+1	12	0	0	0	2
2021-22	Skelleftea	SHL	47	5	4	9	16	+6	6	0	0	0	0
2022-23	Skelleftea	SHL	52	3	8	11	8	+3	17	3	0	3	4



## CAREY TERRANCE / 54

**CENTER** | 6-0 | 179 LBS | **SHOOTS:** Left

**BORN:** May 10, 2004 (18); Akwesasne, New York

**DRAFTED:** By Anaheim in the second round (59th overall) of the 2023 NHL Draft

- In his second OHL season with the Erie Otters, collected 30-17=47 points with 22 PIM in 67 games. He led all Otters skaters in goals and co-led the team in points while serving as an alternate captain. Ranked tied for third in goals among 2023 draft-eligible players in the OHL.
- Helped Team USA win a gold medal at the 2023 U-18 World Championship, scoring 2-4=6 points in seven tournament games. Scored the game-tying goal in the third period of the championship game vs. Sweden, a 3-2 U.S. win in overtime. Was one of only two players on the U.S. roster who weren't USNTDP members in 2022-23.
- Also represented Team USA at the 2022 Hlinka Gretzky Cup and 2021 U-17 Five Nations Tournament.
- Is a member of the Mohawk Nation at Akwesasne (community of approximately 12,000 people), which encompasses parts of New York, Ontario and Quebec. Is the ninth Mohawk Nation skater drafted by an NHL team (second by Anaheim, also Brandon Montour in 2014).

Season	Team	League	REGULAR SEASON						PLAYOFFS				
			GP	G	A	Pts.	PIM	+/-	GP	G	A	Pts.	PIM
2021-22	Erie	OHL	62	10	14	24	20	-16	-	-	-	-	-
2022-23	Erie	OHL	67	30	17	47	22	-38	-	-	-	-	-

# 2023-24 PLAYER PERSONNEL



## FORWARDS

No.	NAME	HT	WT	POS	S	BIRTHPLACE	BIRTHDATE	2022-23 CLUB
11	Trevor Ziegler	6-0	185	C	L	Bedford, New York	March 20, 2001	Anaheim (NHL)
14	Adam Henrique	6-0	194	C	L	Brantford, Ontario	February 6, 1990	Anaheim (NHL)
16	Ryan Strome	6-1	196	C	R	Mississauga, Ontario	July 11, 1993	Anaheim (NHL)
17	Alex Killorn	6-1	199	C	L	Halifax, Nova Scotia	September 14, 1989	Tampa Bay (NHL)
19	Troy Terry	6-0	185	RW	R	Denver, Colorado	September 10, 1997	Anaheim (NHL)
20	Brett Leason	6-5	214	RW	R	Calgary, Alberta	April 30, 1999	Anaheim (NHL)
21	Isac Lundestrom	6-0	190	C	L	Gallivare, Sweden	November 6, 1999	Anaheim (NHL)
23	Mason McTavish	6-0	215	C	L	Zurich, Switzerland	January 30, 2003	Anaheim (NHL)
24	Bo Groulx	6-2	198	C	L	Rouen, France	February 6, 2000	Anaheim (NHL)/San Diego (AHL)
26	Andrew Agozzino	5-10	181	LW	L	Kleinburg, Ontario	January 3, 1991	San Jose (NHL)/San Jose (AHL)
26	Brock McGinn	6-0	190	LW	L	Fergus, Ontario	February 2, 1994	Pittsburgh (NHL)/Anaheim (NHL)
33	Jakob Silfverberg	6-1	210	RW	R	Gavle, Sweden	October 13, 1990	Anaheim (NHL)
39	Sam Carrick	6-0	197	C	R	Markham, Ontario	February 4, 1992	Anaheim (NHL)
40	Pavel Regenda	6-3	219	LW	L	Michalovce, Slovakia	December 7, 1999	Anaheim (NHL)/San Diego (AHL)
41	Nathan Gaucher	6-3	209	C	R	Chambly, Quebec	November 6, 2003	Quebec (QMJHL)
42	Glenn Gaudin	6-1	201	C	R	Richmond, British Columbia	March 25, 1997	Anaheim (NHL)/San Diego (AHL)
44	Ross Johnston	6-5	234	LW	L	Charlottetown, PEI	February 18, 1994	NY Islanders (NHL)
46	Nathan Gaucher	6-3	207	C	R	Longueuil, Quebec	November 6, 2003	Quebec (QMJHL)
48	Nico Myatovic	6-2	186	LW	L	Prince George, British Columbia	December 1, 2004	Seattle (WHL)
49	Max Jones	6-3	221	LW	L	Rochester, Michigan	February 17, 1998	Anaheim (NHL)
52	Blake McLaughlin	6-0	179	LW	L	Maple Grove, Minnesota	February 14, 2000	erie (OHL)
54	Carey Terrance	6-0	179	C	L	Akwesasne, New York	May 10, 2005	Stockton (AHL)
55	Causon Pitre	6-1	176	RW	R	Newmarket, Ontario	December 13, 2004	Flint (OHL)
56	Brayden Tracey	6-1	186	LW	L	Calgary, Alberta	May 28, 2001	San Diego (AHL)
57	Yegor Sidorov	6-0	177	RW	L	Vitebsk, Belarus	June 18, 2004	Saskatoon (WHL)
59	Sasha Pastujov	6-0	192	RW	L	Bradenton, Florida	July 15, 2003	Guelph (OHL)
62	Nikita Nesterenko	6-2	194	C	L	Brooklyn, New York	September 10, 2001	Anaheim (NHL)/Boston College (NCAA)
64	Jacob Perreault	6-0	196	RW	R	Montreal, Quebec	April 15, 2002	San Diego (AHL)
69	Chase De Leo	5-9	183	LW	L	La Mirada, Canada	October 25, 1995	San Diego (AHL)
75	Judd Caulfield	6-2	218	RW	R	Grand Forks, North Dakota	March 19, 2001	San Diego (AHL)/Univ. of North Dakota (NCAA)
77	Frank Vatrano	5-11	204	RW	L	East Longmeadow, Massachusetts	March 14, 1994	Anaheim (NHL)
80	Ben King	6-2	198	C	R	Vernon, British Columbia	May 15, 2002	Red Deer (WHL)
82	Connor Hvidston	6-2	180	LW	L	Tisdale, Saskatchewan	September 11, 2004	Swift Current (WHL), San Diego (AHL)
83	Jaxsen Wiebe	6-1	203	RW	R	Moose Jaw, Saskatchewan	May 26, 2002	Edmonton (WHL)/Prince George (WHL)
85	Josh Lapina	6-2	199	C	R	Chicago, Illinois	February 16, 2021	San Diego (AHL)
91	Leo Carlsson	6-3	193	C	L	Karlstad, Sweden	December 26, 2004	Orebro HK (SHL)

## DEFENSEMEN

No.	NAME	HT	WT	POS	S	BIRTHPLACE	BIRTHDATE	2022-23 CLUB
4	Cam Fowler	6-1	217	D	L	Windsor, Ontario	December 5, 1991	Anaheim (NHL)
5	Urho Vaakanainen	6-2	207	D	L	Juoesuu, Finland	January 1, 1999	Anaheim (NHL)/San Diego (AHL)
6	Jamie Drysdale	5-11	185	D	R	Toronto, Ontario	April 8, 2002	Anaheim (NHL)
7	Rodko Gudus	6-0	207	D	R	Prague, Czech Republic	June 5, 1990	Florida (NHL)
18	Robert Hagg	6-1	214	D	L	Uppsala, Sweden	February 8, 1995	Detroit Red (NHL)
34	Pavel Mintyukov	6-2	208	D	L	Moscow, Russia	November 25, 2003	Saginaw (OHL)/Ottawa (OHL)
43	Drew Helleson	6-3	211	D	R	Farmington Hills, Minnesota	March 26, 2001	Anaheim (NHL)/San Diego (AHL)
45	Colton White	6-1	195	D	L	London, Ontario	May 3, 1997	Anaheim (NHL)/San Diego (AHL)
46	Ilya Ibrubushkin	6-1	204	D	R	Moscow, Russia	April 6, 1994	Buffalo (NHL)
47	Noah Warren	6-5	224	D	R	Montreal, Quebec	July 15, 2004	Gatineau (QMJHL)
51	Olen Zellweger	5-10	189	D	L	Fort Saskatchewan, Alberta	September 10, 2003	Everett (WHL)/Kamloops (WHL)
53	Trevor Carrick	6-1	201	D	L	Stouffville, Ontario	July 4, 1994	Syracuse (AHL)
58	Luka Profaca	6-2	196	D	R	Mississauga, Ontario	March 30, 2002	San Diego (AHL)
60	Jackson LaCombe	6-2	201	D	L	Eden Prairie, Minnesota	January 9, 2001	Anaheim (NHL)/Univ. of Minnesota (NCAA)
61	Tyson Hinds	6-3	192	D	L	Gatineau, Quebec	March 12, 2003	Sherbrooke Phoenix (QMJHL)
63	Konnor Smith	6-4	218	D	L	Windsor, Ontario	November 6, 2004	Peterborough (OHL)
67	Tristan Luneau	6-2	195	D	R	Victoriaville, Quebec	January 12, 2004	Gatineau (QMJHL)
76	Rodwin Dionicio	6-1	220	D	L	Newark, New Jersey	March 30, 2004	Windsor (OHL), Niagara (OHL)
89	Vjatchesl Pavt	6-1	177	D	R	Jihlava, Czechia	August 3, 2005	Edmonton (WHL), Red Deer (WHL)

## GOALTENDERS

No.	NAME	HT	WT	POS	C	BIRTHPLACE	BIRTHDATE	2022-23 CLUB
1	Lukas Dostal	6-2	188	G	L	Brno, Czech Republic	June 22, 2000	Anaheim (NHL)/San Diego (AHL)
31	Calle Clang	6-2	198	G	L	Olofstrom, Sweden	May 20, 2002	San Diego (AHL)/Rogle (SHL)
32	Alex Stalock	5-11	198	G	L	St. Paul, Minnesota	July 28, 1987	Chicago (NHL)
36	John Gibson	6-3	217	G	L	Pittsburgh, Pennsylvania	July 14, 1993	Anaheim (NHL)
79	Gage Alexander	6-6	225	G	L	Okatoks, Alberta	July 2, 2002	San Diego (NHL)/Swift Current (WHL)/Tulsa (ECHL)

# SAN DIEGO GULLS



## FRONT OFFICE

7676 Hazard Center Drive,  
Suite 1075  
San Diego, CA 92108  
Phone: (619) 359-4700  
Fax: (619) 359-4701  
SanDiegoGulls.com

## ARENA

Pechanga Arena San Diego  
3500 Sports Arena Blvd  
San Diego, CA 92110  
(619) 224-4171  
Capacity: 12,920

## PRACTICE FACILITY

THE RINKS - Poway ICE  
12455 Kerran Street, #100  
Poway, CA 92064  
(858) 956-0045  
The-Rinks.com



Owners . . . . .	Henry and Susan Samuelli	Sales Manager, Corporate Partnerships . . . . .	Derek Dawson
Chairman of the Board . . . . .	Michael Schulman	Controller . . . . .	Mike Pomares
President, Business Operations . . . . .	Matt Savant	Senior Director, Marketing . . . . .	Ryan Johnson
General Manager . . . . .	Rob DiMaio	Manager, Marketing . . . . .	Nelson Alexandre
Assistant General Manager . . . . .	Bob Ferguson	Event Coordinator . . . . .	Mae Rossiter
Head Coach . . . . .	Matt McIlvane	Manager, Game Operations . . . . .	Dave DesRochers
Assistant Coach . . . . .	Jason Clarke	Manager, Merchandise . . . . .	Rebekah Schieck
Assistant Coach . . . . .	Kris Sparre	Digital Marketing Manager . . . . .	Abby Asma
Goalie Coach . . . . .	Jeff Glass	Digital Marketing Coordinator . . . . .	Brett Pickler
Video Coordinator . . . . .	Lucas Hurtt	Graphic Designer . . . . .	Monte Collins
Director, Hockey Operations . . . . .	Jillian Reddin	Senior Director, Ticket Sales and Operations . . . . .	Nate Beasley
Manager, Team Services . . . . .	Dominic Hennig	Senior Manager, Ticket Sales . . . . .	Jesse Correia
Head Equipment Manager . . . . .	Joey Guilmet	Business Intelligence Manager . . . . .	Stephen Geary
Assistant Equipment Manager . . . . .	Jack Radley	Business Intelligence Coordinator . . . . .	Lauren Landroche
Director, AHL Performance Team & Head Athletic Trainer . . . . .	Ryan Ledwon	Manager, Sales & Service . . . . .	Nick Sciabarra
Assistant Athletic Trainer . . . . .	Jason McGee	Account Executive, Season Ticket Sales . . . . .	Chase Davis
Assistant Strength Trainer . . . . .	Jordan Davis	Manager, Group Sales . . . . .	Bill Foltz Jr.
Strength and Conditioning . . . . .	Colin Reddin	Account Executive, Group Sales . . . . .	Steven Somera
Physical Therapist . . . . .	Drew Smith	Account Executive, Group Sales . . . . .	Olivia Bryant
Director, AHL Communications & Broadcasting . . . . .	A.J. Manderichio	Account Executive, Group Sales . . . . .	Michael Nutting
Broadcaster and Digital Content Producer . . . . .	Aaron Cooney	Account Executive, Group Sales . . . . .	Lauren Reinsberg
Media & Communications Specialist . . . . .	Nicholas Aguilera	Account Service Executive . . . . .	Jake Gioquinto
Color Analyst . . . . .	B.J. MacPherson	Account Service Executive . . . . .	Ryan Son
Director, Community Relations . . . . .	Haley Meyer	Account Service Executive . . . . .	Jared Rebensdorf
Community Relations Manager . . . . .	Cesar Perez	Inside Sales Representative . . . . .	Caleb Posner
Community Relations Assistant . . . . .	Myranda Bourque	Inside Sales Representative . . . . .	Cole Bertsche
Senior Director, Corporate Partnerships . . . . .	Greg Zweig	Administrative Assistant . . . . .	Brooke Haro
Corporate Partnerships, Activation Manager . . . . .	Kyle O'Rourke		

## SAN DIEGO GULLS HISTORY

On Jan. 29, 2015, the Anaheim Ducks announced that the National Hockey League (NHL) club would purchase the Norfolk Admirals American Hockey League (AHL) franchise and relocate it from Norfolk, Va., to San Diego. The Ducks joined affiliates from the Los Angeles Kings (Ontario, Calif.), San Jose Sharks (San Jose, Calif.), Calgary Flames (Stockton, Calif.) and Edmonton Oilers (Bakersfield, Calif.) in the newly created AHL Pacific Division.

The official logo and team colors of blue, orange and black were unveiled at a free event Feb. 22, 2015. More than 8,500 eager hockey fans waited in a line, wrapping around Pechanga Arena San Diego for the opportunity to be a part of hockey's return to San Diego. Dallas Eakins was named the first Head Coach of the Gulls June 26, 2015.

In eight AHL seasons, San Diego owns an all-time record of 258-213-28-14, including 137-98-15-6 at home and 121-115-13-8 on the road to rank second in the Pacific Division in all-time wins and tied for third in all-time points (558) since the division's inception in 2015-16. The Gulls are one of two teams in the Pacific Division to finish among the top four teams in the division in five of the division's eight AHL seasons.

The Gulls have made the playoffs in five of their seven seasons that the AHL has hosted a postseason (2020 Calder Cup Playoffs were canceled due to COVID-19 pandemic, 2021 Pacific Division was the only AHL division to host a postseason during the COVID-19 pandemic return to play season). The Gulls are the lone Pacific Division club to advance to the Division Finals on three occasions (2016, 2017 and 2019). San Diego (three times), Toronto (four times), Charlotte (three times), Chicago



(three times) and Hershey (three times) are the only AHL clubs to advance to the Division Finals three or more times since the inception of the current division format in 2015.

The San Diego Gulls took the ice Oct. 10, 2015 to open their inaugural AHL season in front of a sellout crowd of 12,920 at Pechanga Arena San Diego. Nick Ritchie, selected by Anaheim in the first round (10th overall) of the 2014 NHL Draft, scored the first AHL goal in Gulls history en route to a 4-2 victory over the Grand Rapids Griffins.

San Diego concluded the inaugural 2015-16 season with a 39-23-4-2 record, earning second place in the Pacific Division. The Gulls made their first appearance in the Calder Cup Playoffs Apr. 21, 2016 at the Texas Stars and won their first-ever playoff series vs. Texas (3-1). The Gulls advanced to the Pacific Division Finals, eventually falling to the Ontario Reign in five games (4-1). In the inaugural season, San Diego ranked second among league leaders in average attendance (8,675), bringing nearly 300,000 fans to watch Gulls hockey at Pechanga Arena San Diego.

Following the 2016-17 season which saw the Gulls advance to the Pacific Division Finals after a 43-20-3-2 record in the regular season, San Diego was recognized as winners of the President's Award as the AHL Team of the Year, given to an AHL organization for overall excellence as voted on by all AHL team presidents. One of the highlights of 2016-17 was the introduction of Gulls hockey to the masses, as the club televised its first AHL game Feb. 12, 2017 (a 4-0 win vs. Bakersfield), the highest level of San Diego hockey broadcast in the region on FOX 5 San Diego. The televised game was also the first TV broadcast by a club in the newly-created AHL Pacific Division.

San Diego finished its 2017-18 season with a 36-28-3-1 record and 76 points, tied for fourth in the Pacific Division. Off the ice, the Gulls led the AHL in attendance in 2017-18 (9,305 avg.), setting new club marks for a third consecutive season in average and overall attendance (316,368), in addition to a franchise record six sellouts. San Diego became the first team in 12 seasons to usurp the Hershey Bears atop the league's attendance charts. For a third consecutive season, San Diego was named the AHL's ticket sales department of the year.

In 2018-19, San Diego led the AHL in attendance for the second straight season (9,021 avg. per game). The 2019 postseason saw the Gulls advance to the Western Conference Finals for the first time in club history after eliminating the top seed in the Western Conference (Bakersfield) in six games. The Gulls also defeated San Jose in four games (3-1) in the First Round.

On July 15, 2019, Kevin Dineen was named the second Head Coach in Gulls franchise history after Eakins was named the 10th head coach in Anaheim Ducks history June 17, 2019. The Gulls completed their fifth season in the AHL's Pacific Division with a 30-19-6-2 record in 57 games, with the May 11 cancellation of the 2019-20 regular season and 2020 Calder Cup Playoffs due to the COVID-19 outbreak.

San Diego spent its 2020-21 season based out of Irvine, Calif. at Great Park Ice and FivePoint Arena due to the COVID-19 pandemic during a season that restricted the AHL to interdivision play during the shortened season. The Gulls earned a berth into the Pacific Division Playoffs, the only division in the AHL to hold a postseason format to determine a division champion. Gulls right wing Andrew Poturalski won the John B. Sollenberger trophy as the American Hockey League's top point-getter (9-34=43) in 2020-21, becoming the first player in San Diego Gulls history to win an AHL season award and the first Anaheim Ducks prospect to win the AHL scoring title.

On July 9, 2021, Joel Bouchard was named the third Head Coach in Gulls franchise history. The Gulls concluded their 2021-22 season earning their fifth appearance in the AHL postseason. The season also brought the return of hockey to Pechanga Arena San Diego following the COVID-19 pandemic shortened season the previous year. San Diego ranked fourth in AHL attendance and second in the Western Conference (6,992 avg. per game) in the league's return to full capacity arenas.

On May 3, 2022, the Anaheim Ducks named Rob DiMaio Assistant General Manager in addition to his role as General Manager of the San Diego Gulls. On July 12, 2022, DiMaio introduced Roy Sommer as the fourth Head Coach in Gulls franchise history. Sommer joined the Gulls as the AHL's all-time leader in wins (808) and games coached (1,736) after spending the prior 26 consecutive seasons as a coach in the San Jose Sharks organization. In the 2022-23 season, the Gulls missed the Calder Cup Playoffs for the first time since the 2017-18 campaign.

On April 25, 2023, the Anaheim Ducks named Matt McIlvane as the fifth Head Coach in franchise history. McIlvane joins the organization following a successful stint in Europe, winning five league championships as a head coach and assistant coach in the last 10 seasons. He joined San Diego after serving as head coach of EC Red Bull Salzburg of the ICE Hockey League (International Central European Hockey League), the top-tier league in Austria, featuring additional teams from Hungary, Italy, and Slovenia, from 2019-23. McIlvane led Salzburg to back-to-back league championship in 2021-22 and 2022-23.



## BOB FERGUSON

### ASSISTANT GENERAL MANAGER

Bob Ferguson enters his 16th season with the Anaheim Ducks organization and ninth in the San Diego Gulls Hockey Operations department. Ferguson is a hockey lifer, having been involved in either professional or amateur hockey for the past 43 years, either as a player, coach or member of a front office.

In his eight prior seasons with the Gulls, Ferguson has helped San Diego to a 258-213-28-14 record, ranking second in the Pacific Division in all-time wins and tied for third in all-time points (558) since the division's inception in 2015-16. The Gulls are one of two teams in the Pacific Division to finish among the top four teams in the division in five of the division's eight AHL seasons, appearing in the Calder Cup Playoffs in five of their seven seasons the AHL has hosted a postseason (2020 Calder Cup Playoffs were canceled due to COVID-19 pandemic).

Under Ferguson, San Diego reached the Western Conference Finals for the first time in 2019, following a regular season that saw the club earn a 36-24-5-3 record for 80 points and third in the Pacific Division. The 2016-17 club went 43-20-3-2 for 91 points, second in the Western Conference and third in the AHL, while defeating Ontario in the first round of the postseason before falling in the Pacific Division Finals to San Jose (five games).

The Gulls were named winners of the 2016-17 President's Award as the AHL Team of the Year, given to an AHL organization for overall excellence as voted on by AHL team presidents. In the club's inaugural season in 2015-16, the team finished with a 39-23-4-2 record for 84 points, earning second place in the Pacific Division and the club's first berth in the Calder Cup Playoffs. Under Ferguson's guidance, San Diego won its first-ever playoff series over the Texas Stars, 3-1, prior to falling to Ontario in the second round (five games).

Ferguson was the Assistant General Manager of the Norfolk Admirals for the previous three seasons (2012-15) and prior to that manned the same position for the Ducks' prior AHL affiliates, the Syracuse Crunch (2010-12) and Iowa Chops (2008-09). He also spent one season as a college/amateur scout for the Ducks in 2009-10.

Before joining the Ducks organization, Ferguson spent 26 seasons on the bench as a head coach in the professional and junior ranks. He had head coaching stints with Augusta (ECHL, 2005-08), Florida (ECHL, 1998-2001) and Indianapolis (IHL, 1995-98). In his nine seasons as a professional head coach, Ferguson's teams never missed the playoffs. He is a two-time John Brophy Award winner as ECHL Coach of the Year, winning the honor in consecutive seasons with the Florida Everblades in 1998-99 and 1999-2000.

A native of Kingston, Ontario, Ferguson's illustrious 17-year career as a head coach in the United States Hockey League (USHL) with Sioux City (1981-90) and Des Moines (1990-95, 2001-04) garnered 517 career wins, the third-most in league history. Ferguson guided Sioux City to a pair of Clark Cup championships and won three Clark Cups with Des Moines. He is a three-time Gold Cup winner (U.S. Junior 'A' National Champion), five-time USHL Coach of the Year and five-time USHL General Manager of the Year.

Bob and his wife, Lisa, have two children: Brett and Kaylee. Brett and his wife, Amanda, have the family's three grandchildren: Caleb, Aidan and Reid. The family resides in San Diego.



## JILLIAN REDDIN

### DIRECTOR, HOCKEY OPERATIONS

Jillian Reddin, daughter of Susan and Henry Samuelli, enters her 15th season with the Anaheim Ducks organization, her ninth with the San Diego Gulls. Primarily responsible for player contracts, transactions, immigration, travel and the Collective Bargaining Agreement, Reddin regularly coordinates with the Anaheim Ducks Hockey Operations department. She is also an Alternate Governor for the AHL Board of Governors.

Reddin previously spent three seasons in the same role with the Norfolk Admirals (2012-14) and two with the Syracuse Crunch (2010-12). Prior to her stint with Anaheim's AHL affiliates, Reddin spent a year in the Ducks front office.

A native of Newport Beach, Calif., Reddin received a degree in Merchandise Marketing from the Fashion Institute of Design & Merchandising (Los Angeles).

Jillian and her husband, Colin, reside in Encinitas.



## MATT MCILVANE

HEAD COACH, SAN DIEGO GULLS

Matt McIlvane enters his first season as head coach of the San Diego Gulls, becoming the fifth head coach in Gulls AHL history.

Named to his current position on April 25, 2023, McIlvane, 37, has won five league championships as a head coach and assistant coach in Europe the last 10 seasons. He joins San Diego after serving as head coach of EC Red Bull Salzburg of the ICE Hockey League (International Central European Hockey League), the top-tier league in Austria, featuring additional teams from Hungary, Italy, and Slovenia, from 2019-23.

McIlvane led Salzburg to back-to-back league championship in 2018-19 and 2022-23, and he also won an ICE Hockey League title as assistant coach with Salzburg in 2013-14. He was the youngest head coach in Salzburg's history when he was hired at age 33, leading the club to a 94-42-22-19 record in his four seasons (.650%) and a 31-8 mark in the postseason (.795%).

"I am humbled to be the next coach of the San Diego Gulls," said McIlvane. "I am incredibly grateful to Pat Verbeek for the trust to take on this responsibility. The Samueli family runs a first-class organization, and it is an honor to join the hockey club. I can't wait to meet the rest of the management, staff and players. We are ready for the challenge to develop Ducks prospects into NHL players and give the fans at Pechanga Arena San Diego an exciting team to cheer for."

Prior to his role with Salzburg, McIlvane spent five seasons with EHC Red Bull München in Germany's Deutsche Eishockey Liga (DEL) from 2014-18, serving as associate coach in 2018-19 and assistant coach the prior four seasons. McIlvane helped München to three straight championships in 2016, 2017 and 2018, tied for the longest championship streak in DEL history. He began his coaching career as an assistant coach with the Orlando Solar Bears (ECHL) in 2012-13 and the Danville Dashers of the Federal Prospects Hockey League as General Manager and head coach (2011-12).

The Naperville, Ill. native helped Germany to a silver medal at the 2018 Winter Olympics in Pyeongchang as an assistant coach, the country's first-ever Olympic silver medal in hockey and third medal overall (two prior bronze). He also served as an assistant coach for Germany at the 2021 World Championship.

McIlvane played four seasons as a professional from 2008-12, with his career cut short due to injury. Selected by Ottawa in the eighth round (251st overall) of the 2004 NHL Draft, he appeared in 12 career AHL games with Peoria (2010-11) and Binghamton (2008), earning 1-3=4 points. He appeared in 14 DEL contests with Eisbaren Berlin in 2008-09, recording 1-3=4 points in 14 games. He also scored 11-13=24 points in 62 IHL games with Bloomington in 2009-10 and appeared in two games with Cincinnati (ECHL) in 2011-12. Prior to his professional career, he spent four years at Ohio State University (Big Ten), collecting 15-37=52 points in 156 games from 2004-08, serving as captain his senior season in 2007-08.

### MATT MCILVANE'S HEAD COACHING RECORD

YEAR	TEAM	LEAGUE	GP	REGULAR SEASON							PLAYOFFS		
				W	L	T	OTL	PTS	PCT	GP	W	L	PCT
2019-20	EC Salzburg	EBEL	40	22	7	6	5	83	.692	3	2	1	.667
2020-21	EC Salzburg	ICEHL	40	19	13	3	5	68	.567	8	5	3	.625
2021-22	EC Salzburg	ICEHL	49	24	10	9	6	96	.653	12	12	0	1.000
2022-23	EC Salzburg	ICEHL	48	29	12	4	3	98	.681	16	12	4	.750
<b>ICEHL Totals</b>			<b>177</b>	<b>94</b>	<b>42</b>	<b>22</b>	<b>19</b>	<b>345</b>	<b>.650</b>	<b>39</b>	<b>31</b>	<b>8</b>	<b>.795</b>



## JASON CLARKE

### ASSISTANT COACH

Jason Clarke enters his second season as Assistant Coach for the Gulls. Clarke joined San Diego after splitting the 2021-22 season between the Shawinigan Cataractes and Acadie-Bathurst Titan of the Quebec Major Junior Hockey League (QMJHL), serving as head coach for the Titan for the majority of the season. Clarke guided Acadie-Bathurst to a 40-22-3-3 record, finishing fourth in the Eastern Conference and third in the Maritimes Division.

A native of Carleton Place, Ontario, Clarke was the head coach and general manager of the Carleton Place Canadians of the Central Canada Hockey League (CCHL) from 2009-21 and led the club to four consecutive Art Bogart Cups as CCHL champions from 2014-2017 and three Fred Page Cups as Canadian Junior Hockey League (CJHL) tournament champions from 2014-16 to earn berths into the Canadian Junior A national championship. He was also named CCHL Coach of the Year three times (2014, 2015, 2020), CCHL General Manager of Year three times (2017, 2018, 2020) and to the CCHL First All-Star Team in 2020.

Clarke began his coaching career as head coach for the Ottawa Jr. Senators for three seasons (2002-05) before joining the Carleton Place Kings of the Eastern Ontario Junior Hockey League (EOJHL) as head coach from 2006-09.



## KRIS SPARRE

### ASSISTANT COACH

Kris Sparre is in his second season as Assistant Coach for the Gulls. Sparre joined the organization after serving as associate coach for the Flint Firebirds of the Ontario Hockey League (OHL) in 2021-22, helping the club to a franchise best 42-21-1-4 record and their first Western Conference Finals appearance.

Prior to joining Flint, Sparre was an assistant coach for Salzburg of the Champions Hockey League (ICEHL) from 2019-21, assisting the club to a 43-23-11 record and a berth in the ICEHL semifinals in 2021. He began his coaching career as an assistant coach for the OHL's Niagara IceDogs from 2016-19, helping guide the club to postseason appearances in each of his three seasons behind the bench. With Sparre on staff, the IceDogs posted a combined record of 102-75-20-7 and won the Emms Trophy as Central Division champions in 2019.

A native of Mississauga, Ontario, Sparre played nine professional seasons from 2008-16. He earned 32-43=75 points and 187 penalty minutes (PIM) in 257 DEL games with Iserlohn, Ingolstadt, Berlin and Dusseldorfer. Sparre also appeared in 65 ECHL games with the Idaho Steelheads and Columbia Inferno, collecting 17-22=39 points with a +6 rating and 105 PIM.



## JEFF GLASS

### GOALTENDING COACH

Jeff Glass enters his second season as Goaltending Coach with the San Diego Gulls. Glass joined the organization in 2022 after a 17-year professional goaltending career, concluding with a two-year stint with the Gulls.

Glass appeared in 15 NHL contests with the Chicago Blackhawks in 2017-18, going 3-7-3 with a .898 save percentage (SV%) and a 3.36 goals-against average (GAA). He spent parts of nine seasons in the AHL, posting a 78-98-13 record with a 3.26 GAA, .900 SV% and six shutouts in 218 career AHL games with San Diego (2018-19 & 2020-22), Toronto Marlies (2016-17 and 2018-19), Rockford IceHogs (2016-17 & 2017-18) and Binghamton Senators (2005-09).

A native of Calgary, Alberta, Glass also earned a 6-4 record with a 2.43 GAA and .912 SV% in 11 Calder Cup Playoff games with San Diego. During the 2019 Calder Cup Playoffs, Glass stopped a club record 51-of-53 shots to win the longest game in Gulls playoff history and fifth longest in AHL history in Game 1 of the Pacific Division Finals, May 3, 2019 at Bakersfield.

Originally selected by Ottawa in the third round (89th overall) of the 2004 NHL Draft, Glass spent seven seasons internationally in the KHL with Barys Astana (Kazakhstan), Sibir Novosibirsk (Russia), Spartak Moskva (Russia), CSKA Moskva (Russia), Lada Togliatti (Russia) and Dinamo Minsk (Belarus). He posted a record of 81-87-30 with a .916 SV%, 2.64 GAA, and 16 shutouts in 218 career KHL games.

Glass and his wife, Allie, and his daughter, Lucy, reside in San Diego.



## LUCAS HURTT

### VIDEO COORDINATOR

Lucas Hurtt enters his second season as Video Coordinator with the San Diego Gulls. Hurtt joined the organization prior to the 2022-23 campaign after serving as Assistant Video Coach for the New Jersey Devils for two seasons from 2020-22.

A native of Niagara Falls, N.Y., Hurtt served in various hockey operations roles with Boston College men's ice hockey (Hockey East) from 2015-20 and helped the Eagles to Hockey East regular season championships in 2018 and 2020. He earned a bachelor's degree in Political Science and English, in addition to a master's degree in Sports Administration, from Boston College.

# SAN DIEGO GULLS 22-23 FINAL STATISTICS

POS.	NO.	PLAYER	GP	G	A	P	+/-	PIM	PP	SH	GW	S	%
22	RW	Rocco Grimaldi	54	27	29	56	-15	31	9	3	2	161	16.8
24	C	Bo Groulx	63	18	21	39	-22	41	8	2	3	136	13.2
39	D	Nikolas Brouillard	72	6	33	39	-27	120	17	0	0	135	4.4
21	C	Glenn Gawdin	57	17	16	33	-26	49	15	1	2	153	11.1
5	D	Michael Del Zotto	40	6	25	31	-14	51	1	1	1	99	6.1
7	LW	Brayden Tracey	62	10	18	28	-17	40	8	0	1	75	13.3
12	LW	*Pavol Regenda	50	13	12	25	-9	66	2	2	2	112	11.6
19	RW	Chase De Leo	22	9	14	23	0	10	4	1	1	66	13.6
6	D	Chase Priskie	16	7	6	13	-3	10	3	0	1	42	16.7
11	RW	Jacob Perreault	48	8	11	19	-16	44	5	0	2	57	14
23	C	Justin Kirkland	32	9	9	18	-9	16	7	1	1	60	15
4	D	*Drew Helleson	65	5	13	18	-17	59	2	2	0	88	5.7
45	D	Olli Juolevi	38	1	13	14	-14	22	4	0	0	46	2.2
26	RW	Dylan Sikura	17	4	8	12	-9	6	1	0	0	50	8.0
18	C	Brent Gates Jr.	38	1	9	10	-4	2	4	0	0	33	3
36	RW	Bryce Kindopp	65	6	3	9	-15	14	0	1	0	57	10.5
43	C	David Cotton	34	4	5	9	-13	8	2	0	0	34	11.8
17	RW	Evan Weinger	39	3	5	8	-11	28	0	2	0	43	7
36	LW	Josiah Slavin	16	4	3	7	-4	4	0	0	1	15	26.7
29	D	Axel Andersson	32	1	4	5	1	14	0	0	0	23	4.3
38	D	Luka Profaca	47	1	4	5	-18	45	1	0	0	28	3.6
10	C	Josh Lopina	59	2	2	4	-16	20	0	0	0	52	3.8
15	RW	Dmitry Osipov	57	2	1	3	-18	72	0	0	0	22	9.1
2	D	Andrej Sustr	12	1	1	2	-4	6	0	0	0	10	10.0
3	D	Frank Hora	14	1	1	2	0	10	0	0	0	9	11.1
40	D	Jarod Hilderman	14	0	2	2	-12	2	0	0	0	7	0
32	D	Nathan Beaulieu	4	1	0	1	-2	0	0	0	1	5	20
5	D	Calton White	5	1	0	1	2	0	0	0	0	6	16.7
32	LW	*Connor Hvidston	7	1	0	1	0	0	0	0	0	3	33.3
42	LW	Maxim Golod	1	0	0	0	-1	0	0	0	0	0	0
37	D	Andrew Nielsen	1	0	0	0	0	2	0	0	0	0	0
5	D	Urho Vaakanainen	1	0	0	0	-1	0	0	0	0	0	0
25	C	Sam Carrick	4	0	0	0	0	4	0	0	0	4	0
14	RW	Judd Caulfield	5	0	0	0	-3	4	0	0	0	4	0
32	D	Quinn Wichers	10	0	0	0	-3	13	0	0	0	5	0
44	D	Josh Healey	12	0	0	0	-7	37	0	0	0	3	0
26	LW	Logan Nijhoff	16	0	0	0	-11	9	0	0	0	13	0
42	RW	Travis Howe	24	0	0	0	-1	77	0	0	0	7	0
22	LW	Blake McLaughlin	24	0	0	0	-10	12	0	0	0	14	0
<b>TOTALS</b>			<b>1,505</b>	<b>204</b>	<b>545</b>	<b>529-423</b>	<b>1166</b>	<b>147</b>	<b>26</b>	<b>23</b>	<b>2200</b>	<b>9.3</b>	

NO.	GOALTENDER	GPI	MINS	GAA	W	L	OT	SO	GA	SA	SV%	G	A
10	*Calle Clang	5	248:38	2.65	1	3	0	0	11	104	0.904	0	0
30	Lukas Dostal	34	1835:43	2.97	11	21	0	3	91	948	0.912	0	1
35	Gage Alexander	16	869:13	3.59	5	5	3	1	52	459	0.887	0	0
31	Olle Eriksson Ek	20	1047:06	4.81	2	14	0	0	84	484	0.852	0	1
33	Garrett Metcalf	5	288:17	5.00	1	4	0	0	24	131	0.845	0	0
41	Daniel Mannella	2	8:55	40.37	0	0	0	0	6	7	.538	0	0
<b>SD GOALENDING TOTALS</b>		<b>72</b>	<b>4008:55</b>	<b>3.87</b>	<b>20</b>	<b>49</b>	<b>3</b>	<b>4</b>	<b>280</b>	<b>2081</b>	<b>.881</b>	<b>0</b>	<b>2</b>

\* = Rookie X

= Traded during the 2022-23 season

# ALL-TIME DUCKS AHL AFFILIATE RECORDS



Year	Team	League	Coach	REGULAR SEASON							PLAYOFFS			
				GP	W	L	OTL	PTS	%	GP	W	L	%	
1993-94	San Diego Gulls	IHL	Harold Snepsts	81	42	28	11	95	0.586	9	4	5	0.444	
1994-95	San Diego Gulls	IHL	Walt Kyle	81	37	36	8	82	0.506	5	2	3	0.400	
1995-96	Baltimore Bandits	AHL	Walt Kyle	80	33	36	11	77	0.481	12	6	6	0.500	
1996-97	Baltimore Bandits	AHL	Moe Mantha	80	30	37	13	73	0.456	3	0	3	0.000	
1997-98	Cincinnati Mighty Ducks	AHL	Moe Mantha	80	23	37	20	66	0.413	-	-	-	-	
1998-99	Cincinnati Mighty Ducks	AHL	Moe Mantha	80	35	39	6	76	0.475	3	0	0	0.000	
1999-00	Cincinnati Mighty Ducks	AHL	Moe Mantha	80	30	37	13	73	0.456	-	-	-	-	
2000-01	Cincinnati Mighty Ducks	AHL	Mike Babcock	80	41	26	13	95	0.594	4	1	3	0.250	
2001-02	Cincinnati Mighty Ducks	AHL	Mike Babcock	80	33	33	14	80	0.500	3	1	2	0.333	
2002-03	Cincinnati Mighty Ducks	AHL	Brad Shaw	80	26	35	19	71	0.444	-	-	-	-	
2003-04	Cincinnati Mighty Ducks	AHL	Brad Shaw	80	29	37	14	72	0.450	9	5	4	0.556	
2004-05	Cincinnati Mighty Ducks	AHL	Brad Shaw	80	44	31	5	93	0.581	12	5	7	0.417	
2005-06	Portland Pirates	AHL	Kevin Dineen	80	53	19	8	114	0.713	19	11	8	0.579	
2006-07	Portland Pirates	AHL	Kevin Dineen	80	37	31	12	86	0.538	-	-	-	-	
2007-08	Portland Pirates	AHL	Kevin Dineen	80	45	26	9	99	0.619	18	11	7	0.611	
2008-09	Iowa Chops	AHL	Gord Dineen	80	33	33	14	80	0.500	-	-	-	-	
2009-10	Syracuse Crunch	AHL	Ross Yates	80	34	39	7	75	0.469	-	-	-	-	
2010-11	Syracuse Crunch	AHL	Mark Holick	80	35	38	7	77	0.481	-	-	-	-	
2011-12	Syracuse Crunch	AHL	Mark Holick, Trent Yawney	76	37	29	10	84	0.553	4	1	3	0.250	
2012-13	Norfolk Admirals	AHL	Trent Yawney	76	37	34	5	79	0.520	-	-	-	-	
2013-14	Norfolk Admirals	AHL	Trent Yawney	76	40	26	10	90	0.592	10	5	5	0.500	
2014-15	Norfolk Admirals	AHL	Jarrod Skalde	76	27	39	10	64	0.421	-	-	-	-	
2015-16	San Diego Gulls	AHL	Dallas Eakins	68	39	23	6	84	0.618	9	4	5	0.444	
2016-17	San Diego Gulls	AHL	Dallas Eakins	68	43	20	5	91	0.669	10	4	6	0.400	
2017-18	San Diego Gulls	AHL	Dallas Eakins	68	36	28	4	76	0.559	-	-	-	-	
2018-19	San Diego Gulls	AHL	Dallas Eakins	68	36	24	8	80	0.588	16	9	7	0.563	
2019-20	San Diego Gulls	AHL	Kevin Dineen	57	30	19	8	68	0.596	-	-	-	-	
2020-21	San Diego Gulls	AHL	Kevin Dineen	44	26	17	1	53	0.602	3	1	2	0.333	
2021-22	San Diego Gulls	AHL	Joel Bouchard	68	28	33	7	63	0.463	2	0	2	-	
2022-23	San Diego Gulls	AHL	Roy Sommer	72	20	49	3	43	0.299	-	-	-	-	
<b>TOTALS</b>				<b>2259</b>	<b>1039</b>	<b>939</b>	<b>281</b>	<b>2359</b>	<b>0.522</b>	<b>151</b>	<b>70</b>	<b>78</b>	<b>0.464</b>	
<b>SAN DIEGO TOTALS</b>				<b>513</b>	<b>258</b>	<b>213</b>	<b>42</b>	<b>558</b>	<b>0.544</b>	<b>40</b>	<b>18</b>	<b>22</b>	<b>0.450</b>	

# TULSA OILERS



## FRONT OFFICE

9128 E 46th Street  
Tulsa, OK 74145  
Phone: (918) 632-7825  
www.TulsaOilers.com

## ARENA

BOK Center  
200 S. Denver, Ave.  
Tulsa, OK 74013  
Phone: (918) 894.4200  
Capacity: 17,096

## PRACTICE FACILITY

Oilers Ice Center  
6413 S. Mingo Road  
Tulsa, OK 74133  
Phone: (918) 212-4768



## TULSA OILERS

Owners .....	NL Sports, LLC	Director of Team Services .....	Desiree Saczynski
General Manager .....	Taylor Hall	Broadcaster & Director of Media Relations .....	Zack Reynolds
Head Coach and Director of Hockey Operations .....	Rob Murray	Corporate Ambassador & Color Commentator .....	Luke Hamilton
Assistant Coach .....	Scott Dutertre	Manager of Ticket Sales .....	Nathan Tyahla
Head Athletic Trainer .....	Steve Lintern	Manager of Game Operations .....	Adam Schuh
Head Equipment Manager .....	Landon Proctor	Manager of Game Day and Creative Services .....	Nicole Koehn
Equipment Assistant .....	Conner Jones	Manager of Corporate Partnerships .....	Adam Schuh
Vice President of Operations .....	Jessica Adams	Corporate Ambassador and Color Commentator .....	Luke Hamilton
Vice President of Ticket Sales .....	Shawn Watring	Retail Sales and Operations Coordinator .....	Kathleen Lawley

## TEAM HISTORY

The Tulsa Oilers have existed on and off since 1928, with the first installment of the team playing in the American Hockey Association. The original Oilers played in the state-of-the-art Tulsa Coliseum, ceasing operations in 1942 as a result of World War II.



The second Oilers franchise was the shortest to date, participating in the original USHL from 1945-51.

The team returned in 1964, joining the Central Professional Hockey League, which would later become the CHL – a league owned and operated by the NHL. The Oilers were three-time Adams Cup champions during their time in the CHL, lasting until the league's final season in 1984. Several NHL alumni and five members of the Miracle on Ice team played for the Oilers during this era. Some alumni include John Vanbiesbrouck, Don Cherry, Pat Quinn and Rick Bowness.

Tulsa would be without hockey from 1984 until 1992, when the current iteration of the team was reborn. The Oilers began play in the newly-formed CHL, winning the Ray Miron President's Cup in its first season. The Oilers continued to play in the CHL until the CHL, ECHL merger in 2014. Tulsa won its first Mountain Division Championship in 2018-19, finishing atop the Mountain Division in the regular season and reaching game seven of the ECHL's Western Conference Finals.

The Ducks and Oilers began their affiliation agreement in 2020. Head coach Rob Murray will enter his seventh season behind the bench in Tulsa with the start of the 2023-24 campaign. Recent Anaheim affiliates in the ECHL have also included Utah (2013-18), Fort Wayne (2012-13), Elmira (2010-12), Bakersfield (2008-10) and Augusta (2006-08).






PAUL KARIYA

# HISTORY

# 2022-23 ANAHEIM DUCKS



**FRONT ROW (L-R):** John Gibson, Special Advisor to Hockey Operations Scott Niedermayer, Club President Aaron Teats, General Manager Pat Verbeek, Owner Henry Samueli, Adam Henrique, Jakob Silfverberg, Cam Fowler, Troy Terry, Owner Susan Samueli, ocV!BE Chairman Michael Schulman, ocV!BE Chief Executive Officer Bill Foltz, Head Coach Dallas Eakins, Anthony Stolarz, Lukas Dostal

**SECOND ROW:** Vice President of Ticketing Chris Kenyon, Vice President of Marketing Merit Tully, Assistant General Manager Jeff Solomon, Video Coordinator Austin Violette, Video Coach Brett Ferguson, Assistant Coach Mike Stothers, Ryan Strome, Derek Salom, Kevin Shattenkirk, Assistant Coach Craig Johnson, Assistant Coach Newell Brown, Goaltending Coach Sudarshan Maharaj, Skating & Skills Development Coach Larry Barron, Assistant General Manager Rob DiMaio, Assistant General Manager Martin Madden.

**THIRD ROW:** Team Services Manager David Schenker, Assistant Athletic Trainer Chad Walker, Head Athletic Trainer Joe Huff, Head Equipment Manager Chris Aldrich, Brock McGinn, Jamie Drysdale, Trevor Zegras, Isaac Lundestrom, Mason McTavish, Sam Carrick, Frank Vatrano, Head Strength & Conditioning Coach Justus Schafer, Assistant Strength & Conditioning Coach Jesse Wang, Massage Therapist Mike Griebel, Sports Dietician Jillian Chaney.

**FOURTH ROW:** Data Science & Recovery David Keyes, Assistant Equipment Manager Jeff Tyni, Jayson Megna, Scott Harrington, Urho Vaakanainen, Nathan Beaulieu, Max Jones, Brett Leason, Simon Benoit, Max Coitois, Colton White, Assistant Equipment Manager Ryan Tall, Physical Therapist John Lencioni.

## THE 2022-23 SEASON:

Anaheim completed the 2022-23 season with a 23-47-12 record for 58 points. Six players made their NHL debut during the campaign, including **Pavol Regenda** (Oct. 12 vs. SEA), **Justin Kirkland** (Dec. 20 @ LAK), **Nikita Nesterenko** (Mar. 21 vs. CGY), **Olle Eriksson Ek** (Apr. 8 @ ARI), **Drew Helleson** (Apr. 9 vs. COL) and **Jackson LaCombe** (Apr. 11 vs. VAN). Defenseman **Cam Fowler** and center **Ryan Strome** were the only Ducks to appear in all 82 games.

## 20-GOAL SCORERS:

The Ducks had four skaters with 20-plus goals, including Troy Terry (23), Trevor Zegras (23), Adam Henrique (22) and Frank Vatrano (23). The four 20-goal scorers were the most the team has had in one season since 2015-16 when Corey Perry (34), Ryan Kesler (21), Rickard Rakell (20) and Jakob Silfverberg (20) each hit the milestone. Both Terry (23 in 2022-23 and 37 in 2021-22) and Zegras (23 in 2022-23 and 2021-22) have recorded back-to-back 20-goal campaigns for the Ducks, the first pair of Anaheim teammates to post consecutive 20-goal seasons since Ryan Kesler (three seasons from 2014-15 to 2016-17) and Jakob Silfverberg (two seasons from 2015-16 to 2016-17).

## RECORD HOMESTAND:

The Ducks hosted a franchise record 10-game homestand from Dec. 21 - Jan. 13 spanning 24 days). The homestand was tied for the third-longest in NHL history, trailing 12 straight at home by Tampa Bay (2010-11) and California

(1975-76). The 24 days during the stretch were also the third most in league history, trailing Winnipeg (22 days, 2017-18) and Vancouver (22, 1981-82). Anaheim's longest prior homestand was eight games (three times), including Dec. 28, 2014-Jan. 16, 2015 (6-2-0, 12 pts.), Mar. 2-18, 2007 (6-1-1, 13 pts.) and Oct. 28-Nov. 14, 2001 (2-4-2, 6 pts.). The Ducks will also host an eight-game homestand Mar. 12-27, 2023. Below is a list of the longest homestands in NHL history:

SEASON	TEAM	GAMES	DATES	POINTS	RECORD (W-L-T-OT, PTS.)
2010-11	Tampa Bay	12	Jan. 23, 2011 - Feb. 25, 2011	34	7-3-0-2, 16 pts.
1975-76	California	12	Nov. 26, 1975 - Dec. 28, 1975	33	4-7-0-0, 9 pts.
2022-23	Anaheim	10	Dec. 21, 2022 - Jan. 13, 2023	24	3-6-1-0, 7 pts.
2017-18	Winnipeg	10	Jan. 30, 2018 - Feb. 20, 2018	22	6-3-0-1, 13 pts.
2005-06	Phoenix	10	Jan. 28, 2006 - Mar. 4, 2006	36	3-5-0-2, 8 pts.
1981-82	Vancouver	10	Jan. 13, 1982 - Feb. 3, 1982	22	4-3-3-11, 11 pts.

## 2022-23 MASTERTON NOMINEE:

The Anaheim chapter of the Professional Hockey Writers' Association (PHWA) selected **Jakob Silfverberg** as the Ducks' nominee for the 2022-23 Bill Masterton Memorial Trophy. The award is presented annually to the NHL player who best exemplifies the qualities of perseverance, sportsmanship and dedication to hockey. The winner will be selected at the end of the regular season by the full PHWA's 32 chapters. Silfverberg has collected 106-16=26 points in 79 games with Anaheim this season, appearing in all but one contest in the 2022-23 (missed Oct. 17 @ NYR). He missed the final 23 games of the 2021-22 season



after being diagnosed with a blood clot in his right leg. He also entered the 2021-22 after successfully recovering from hip surgery in April 2021 for a femoroacetabular impingement (FAI) and to repair a torn labrum in his right hip, missing the final nine contests of the 2020-21 season and rehabilitating during the offseason to make Anaheim's opening night lineup the following season.

## GIBSON'S HISTORICAL FEATS:

John Gibson's 1,783 saves were the most by any NHL goaltender in his first 53 games of a season since Gump Worsley stopped 1,893 shots for the NYR through 53 games in 1962-63 (60 seasons ago). Worsley (three times: aforementioned 1962-63, 1,854 in 1960-61 and 1,853 in 1955-56 all with NYR) and Jacques Plante (1,874 in 1963-64) are the only goaltenders to stop more shots through 53 games in NHL history. Among all-time NHL goalies with 10 appearances in a single season, Gibson set an NHL single-season record for most shots against per 60 minutes (39.6).

Gibson became Anaheim's all-time franchise saves leader Mar. 10 @ CGY, with his 13th save and 11,814th of his career passing Guy Hebert (11,813). Gibson did so in his 423rd career appearance, 18 fewer than Hebert.

He stopped 50-plus shots in three February games (53, Feb. 10 vs. PIT; 51, Feb. 20 @ FLA; 51, Feb. 25 @ CAR), becoming the second NHL goaltender since 1955-56 (since shots began being tracked) to register three outings with 50-plus saves in a single month (also Gump Worsley, Jan. 1963; three times). He is one of three goaltenders in NHL history with three outings of 50-plus saves in a single season (Worsley and Al Rollins (1955-56)). Gibson is now tied for second in NHL history with six career 50-save games, trailing only Gump Worsley (7).

## GIBBY'S GAME:

John Gibson ranked third among all NHL goalies in saves (1,783) and led the league in games with 50-plus saves (3). Gibson also had a league-leading five outings with 45-plus saves, while no NHL goaltender has more than three. Gibson also led the NHL in games with 40 saves (11) and 35-plus saves (24). Gibson set a franchise record with 53 saves while facing a club record 59 shots Feb. 10 vs. PIT, surpassing his prior high of 52 saves Apr. 12, 2022 @ FLA. Of Anaheim's 31 all-time games with 45-plus saves, Gibson has 13, seven more than Jonas Hiller's. Gibson co-led the NHL with two penalty shot saves (9-11 career saves) and continues to lead NHL goalies with seven penalty shots saved since 2020-21, four more than any other netminder. He set a single-season career high for saves (1,783) in his final outing, Apr. 13 vs. LAK. Set Anaheim's all-time record for saves with his 11,814th career save, Mar. 10 @ CGY, passing Guy Hebert (11,813).

## CAM'S CAREER YEAR:

Cam Fowler skated in an NHL record 38:55 TOI Apr. 8 @ ARI, surpassing the only other mark in NHL history above 38:00 by Dennis Wideman (38:05), Jan. 18, 2014 w/ CGY @ VAN (TOI began being tracked in 1997-98) and his prior personal high of 35:11 Jan. 9, 2022 vs DET. Fowler set a new single-season career high in points (10-38-48) and assists, and was one goal shy of matching his career output in 2016-17. He became the third defenseman in Anaheim history to reach 40 points three times (also 2021-22 and 2010-11), joining Scott Niedermayer (four times) and Chris Pronger (three times). Fowler led Anaheim blueliners in points (10-36-46), goals, PPG (4) and assists, while he was tied for second among team leaders in assists and third in points. He became the first defenseman and sixth skater in Anaheim Ducks history to record 400 career points (90-310-400), Feb. 25 @

CAR after earning his 300th career assist, Jan. 13 vs. NJD.

## TERRY TIME:

Troy Terry scored 20 goals for the second straight season (37 in 2021-22) and his point total of 23-38-61 saw him surpass 60 points in back-to-back seasons (67 in 2021-22). He led the Ducks in points per game (.87) and even-strength points (18-31-49), co-led in goals, and ranked second among in points and tied for second in assists. He completed the season on a six-game point streak (3-5-8), including his 100th career assist Apr. 11 vs. VAN to become the sixth-fastest player in franchise history to reach the milestone (273 GP), trailing only Paul Kariya (153 GP), Ryan Getzlaf (198 GP), Steve Rucchin (216 GP), Bobby Ryan (266 GP) and Andy McDonald (271 GP). He represented Anaheim at the 2023 NHL All-Star Weekend in Florida, his second straight appearance (also 2022 in Vegas). He is the fifth Anaheim forward to be named an All-Star multiple times (Paul Kariya, 7x; Teemu Selanne, 5x; Corey Perry, 4x; Ryan Getzlaf, 3x).

## GENERATION Z:

Trevor Zegras was the third-youngest NHL player (22 years) to lead his team in points, trailing only Ottawa's Tim Stutzle (20 years) and New Jersey's Jack Hughes (21 years). He set new single-season career highs in points, and assists, and matched his goal output from 2021-22. He led Anaheim in, points (23-42-65), assists, PPP (4-13-17), even-strength goals (19) and co-led in goals. He became the first Ducks player to record 40 assists in a season since Ryan Getzlaf (50 in 2017-18), while he and Terry were the first Ducks players to cross the 60-point mark in back-to-back seasons since Ryan Getzlaf (five times from 2013-14 to 2017-18).

Zegras turned 22 this season, with his career 84 assists prior to age 22 the most by an Anaheim player in franchise history, while his 48-84-132 points in 169 GP marked the second-most points by an Anaheim player 21 or younger, trailing only Paul Kariya (68-79-147 in 129 GP). He is the second skater in franchise history to record multiple 60-point seasons before age 23, joining Kariya (50-58-108, 1995-96 & 44-55-99, 1996-97). He became the first player in franchise history to record multiple 20-goal seasons before age 22. With two assists Feb. 25 @ CAR, Zegras reached the 30-assist milestone for the second straight season, the first player in franchise history to record multiple 30-assist seasons at age 21 or younger (also 38 in 2021-22). Paul Kariya (58 in 1995-96), Ryan Getzlaf (33 in 2006-07) and Cam Fowler (30 in 2010-11) are the only other Ducks players to do so once.

## QUERICO:

Adam Henrique recorded the sixth 20-goal season of his career, his first campaign with 20 goals since 2018-19 (24). His goals surpassed his output from 2021-22 (19), while he reached 35 points for the 10th time in his 12 career seasons. Henrique completed to campaign tied for third among Ducks leaders in goals despite missed 19 games due to a sprained MCL suffered Feb. 21 @ TBL, where he co-led Anaheim with 19 goals at the time of his injury. Henrique recorded points in a career-tying seven straight contests Jan. 13-26 (6-3-9), matching his career-long point streak set over 10 years ago with New Jersey Nov. 25-Dec. 8, 2011 (2-7-9).

## TO BE FRANK:

Frank Vatrano set a new single-season career-highs in points (22-19-41) and assists in his first season as a Duck. He surpassed his prior high set in 2018-19 (24-15-39)

# 2022-23 ANAHEIM DUCKS

and his 2019-20 assist output (18), both with Florida. Vatrano ranked tied for third among Ducks leader in goals, his second campaign of 20-plus goals. Of his 22 goals in 2022-23, he scored a team-leading 15 on the road. Vatrano recorded the third hat trick of his career (first as a Duck) Jan. 26 @ COL, and first since Jan. 21, 2020 w/ FLA @ CHI (3-0-3). It was the lone hat trick by a Duck in 2022-23.

## M(A)C ATTACK:

Mason McTavish co-led all NHL rookies in PPG (7) and was third in scoring among league newcomers (16-26=42). He was also fifth in assists and tied for fifth in goals. Among Anaheim leaders, McTavish paced the club in PPG (7), was second in PPP (7-7=14) and PPA, fourth in points and assists, and fifth in goals.

McTavish reached the 40-point mark with two goals Mar. 12 vs. NSH (16-24=40), passing Paul Kariya (18-21=39 in 1994-95) and Ryan Getzlaf (14-25=39 in 2005-06) for the sixth most points in a season by a Ducks rookie. He set a career-high three assists Feb. 27 vs. CHI (0-3-3) and a personal best +3 rating, tied for the second-most assists by a Ducks rookie in a single game (13th time). He recorded a career high 2-2=4 points Jan. 6 vs. SJS, the first Ducks player under age 20 to record four points in a single game since Stanislav Chistov (19 years, 176 days) Oct. 10, 2002 @ STL. His four points tied the Ducks franchise record for points by a rookie in a single game, joining Rickard Rakell (Jan. 11, 2015 vs. WPG, 2-2=4), Ryan Getzlaf (Mar. 24, 2006 vs. NSH, 0-4=4) and Stanislav Chistov (Oct. 10, 2002 @ STL, 1-3=4).

## CLUTCH COMEBACKS:

Anaheim recorded six multi-goal comeback wins, ranking fourth among NHL clubs behind only Chicago (7), New Jersey (8) and Vancouver (7). The Ducks also posted 12 comeback wins overall (six in the third period: three one-goal, three two-goal). The Ducks' three multi-goal comeback wins in the third period trailed only two teams with four: Los Angeles and the New York Islanders. Anaheim's six multi-goal comebacks ranked third in franchise history, trailing 2013-14 (9) and 2014-15 (8). Anaheim overcame a 3-0 deficit in the first period Jan. 19 @ CBJ to earn a 5-3 win, the fourth time in club history (11th overall) the Ducks have rallied from down three goals (or more) to win on the road (second regulation). The only other such road win in regulation came Dec. 2, 2018 @ WSH (trailed 5-1, won 6-5). Anaheim has recorded five third-period, multi-goal comeback wins in a single regular season twice: six in 2014-15, five in 2009-10 and 2013-14.

## ANAHEIM'S MULTI-GOAL COMEBACK WINS:

Oct. 12 vs. SEA (5-4, OT win, trailed 4-2 with 15:51 left in third period)

Oct. 30 vs. TOR (4-3 OT win, trailed 3-1 with 12:36 left in third period)

Nov. 5 @ SJS (5-4 SO win, trailed 4-2 with 9:33 left in third period)

Jan. 6 vs. SJS (5-4 OT win, trailed 2-0 left in first period)

Jan. 19 @ CBJ (5-3 win, trailed 3-0 with 2:17 left in first period)

Jan. 26 @ COL (5-3 win, trailed 3-1 with 3:51 left in second period)

## EXTRA TIME:

Twenty-two of Anaheim's 82 games went beyond regulation. The Ducks have won 10 games in OT or a shootout (7-7 in OT and 3-3 in SO), and have went past regulation in 11 home games (six OT wins, one SO win). Anaheim's 10 OT/SO wins marked the most since 16 in 2014-15.

## OVER 30 CROWD:

Cam Fowler (age 31) and Kevin Shattenkirk (age 34) accounted for four consecutive Anaheim goals Feb. 15-17, marking only the seventh instance in NHL history of a team having four consecutive tallies all scored by defencemen age 30 or older (excluding shootout-deciding goals). The last instance came this season when St. Louis defencemen Justin Faulk and Torey Krug netted four straight goals for the Blues Oct 19-22, 2022.

## WOMEN IN SPORTS NIGHT:

The Ducks Jan. 28 game vs. ARI marked the inaugural Women in Sports Night at Honda Center in honor of National Girls and Women in Sports Day (Feb. 1) and International Women's Day (Mar. 8). The Ducks became the first NHL organization to host a Women in Sports night. Prior to the game, the team hosted an all-female Women in Sports Business and Leadership panel discussion featuring ESPN's and Hall of Fame sportscaster Linda Cohn, three-time Olympic gold medalist and USA Volleyball Hall of Famer, Misty May-Treanor, Co-Founder and President of Angel City Football Club (ACFC), Julie Uhrman, Women's College World Series National champion and the youngest commissioner in American professional sports, Lauren Chamberlain, and Jillian Samueli-Reddin, the San Diego Gulls Director of Hockey Operations. The game celebrated trailblazers in women and girls' sports, with the goal of inspiring the next generation of athletes and leaders in the community. As part of Women in Sports Night, the Ducks will raise awareness and funds for Girl Scouts of Orange County through the Anaheim Ducks Foundation.

## SELECTING THE FUTURE:

With the acquisitions leading up to the March 3 NHL Trade Deadline, Anaheim now owns six picks in the first three rounds of the 2023 NHL Draft and nine overall. The Ducks also have 12 selections in the first three rounds the next two drafts (19 overall in next two drafts) and 27 selections over the next three NHL Drafts. In addition, Anaheim has selected seven players in the first round the last four NHL Drafts, second most to only the Buffalo Sabres: Trevor Zegras (2019), Brayden Tracey (2019), Jamie Drysdale (2020), Jacob Perreault (2020), Mason McTavish (2021), Pavel Mintyukov (2022), Nathan Gaucher (2022).

SELECTIONS	2023 NHL Draft	2024 NHL Draft	2025 NHL Draft
First Round	1 (ANA)	1 (ANA)	1 (ANA)
Second Round	3 (ANA, BOS, COL)	2 (ANA, BOS)	1 (ANA)
Third Round	2 (ANA, MIN)	3 (ANA, PIT, SJS)	1 (ANA)
Overall	9	10	8

# 2022-23 TEAM GAME BY GAME



#	Date	Team	W-L-OT	Record	GF-GA	Scorers	W Goal	PP	PK	SF-SA	W-L Gldr.	Attend.
1	10/12/2022	SEA	W*	1-0-0	5-4	19,16P,77,11P,19	19	2-3	2-5	27-48	36 / 31	17530+
2	10/15/2022	@ NYI	L	1-1-0	1-7	19	8	0-4	4-4	23-38	30 / 36	16487
3	10/17/2022	@ NYR	L	1-2-0	4-6	77,11,44,38	10	0-1	1-4	22-43	31 / 36	18006+
4	10/18/2022	@ NUD	L	1-3-0	2-4	33,33	7	0-4	3-3	20-41	29 / 41	10130
5	10/20/2022	@ BOS	O**	1-3-1	1-2	77	0	0-4	5-5	31-36	35 / 36	17850
6	10/23/2022	@ DET	L	1-4-1	1-5	11	57	0-4	2-5	33-41	35 / 36	17932
7	10/26/2022	TBL	L	1-5-1	2-4	11,19	38	0-2	2-3	21-30	1 / 36	14889
8	10/28/2022	@ VGK	L	1-6-1	0-3		20	0-2	1-2	29-22	36 / 36	18036+
9	10/30/2022	TOR	W*	2-6-1	4-3	33,11,29,11	11	0-2	1-2	39-36	36 / 50	16084
10	11/01/2022	@ SIS	W**	3-6-1	6-5	14,77,14,16,44	0	0-4	2-3	44-44	41 / 36	10058
11	11/03/2022	@ VAN	L	3-7-1	5-8	19P,16,44,11P,49	96	2-3	1-3	31-47	30 / 36	18760
12	11/05/2022	@ SIS	W**	4-7-1	5-8	20,44,37,14	0	0-0	4-5	25-52	41 / 47	17562+
13	11/06/2022	FLA	L	4-8-1	3-5	14,16,21,5	9	0-2	3-5	35-48	30 / 36	15174
14	11/09/2022	MIN	L	4-9-1	1-4	40	24	0-4	4-6	32-39	32 / 36	14803
15	11/12/2022	CHI	L	4-10-1	2-3	19,14	25	0-2	1-1	41-22	40 / 41	15184
16	11/15/2022	DET	W*	5-10-1	3-2	37P,3,16	16	1-5	3-4	30-33	36 / 35	15198
17	11/17/2022	@ WPG	L	5-11-1	2-3	19,11	81	0-1	1-2	31-32	37 / 36	14278
18	11/19/2022	@ STL	L	5-12-1	2-6	48P,4P	89	2-4	1-2	32-34	50 / 36	18096+
19	11/21/2022	@ STL	L	5-13-1	1-3	4	72	0-2	2-3	28-27	50 / 36	18096+
20	11/23/2022	NYR	W	6-13-1	3-2	37,29,19	19	0-3	4-4	22-43	36 / 41	13759
21	11/25/2022	OTT	L	6-14-1	1-5	49	61	0-6	5-8	32-33	33 / 41	14278
22	11/27/2022	SEA	L	6-15-1	4-5	19P,38,37P,4P	91	3-4	1-2	29-25	30 / 36	14324
23	11/29/2022	@ NSH	O*	6-15-2	1-2	19	59	0-0	2-2	35-41	74 / 36	17159+
24	12/01/2022	@ DAL	L	6-16-2	0-5		21	0-3	2-4	31-41	29 / 41	18012
25	12/03/2022	@ MIN	O**	6-16-3	4-5	16,4P,11,19P	0	2-3	1-2	33-49	32 / 36	17822
26	12/04/2022	@ WPG	L	6-17-3	2-5	33,20	36	0-3	3-4	30-40	37 / 41	13444
27	12/06/2022	CAR	W*	7-17-3	4-3	14,44,20,16	16	0-2	2-2	30-37	36 / 52	14576
28	12/09/2022	SIS	L	7-18-3	1-6	11	4	0-3	4-4	24-28	32 / 36	14487
29	12/12/2022	@ OTT	L	7-19-3	0-3		45	0-3	2-4	32-38	33 / 1	14204
30	12/15/2022	@ TOR	L	7-20-3	0-7		15	0-1	3-3	28-42	35 / 36	18477
31	12/15/2022	@ MTL	W	8-20-3	5-2	19P,3,3,14,77	3	1-2	3-4	32-25	1 / 34	21055+
32	12/17/2022	@ EDM	W	9-20-3	4-3	39,4P,16,3	3	1-2	4-6	17-49	1 / 74	18296
33	12/20/2022	@ LAK	L	9-21-3	1-4	77P	19	1-5	4-5	25-41	29 / 1	18230+
34	12/21/2022	MIN	L	9-22-3	1-4	37	12	0-2	5-6	22-42	29 / 1	14961
35	12/23/2022	CGY	O*	9-22-4	2-3	37P,33P	4	2-5	4-4	23-45	25 / 1	16094
36	12/28/2022	VGK	W**	10-22-4	3-2	14,14	0	0-5	5-5	27-51	36 / 36	15156
37	12/30/2022	NSH	L	10-23-4	1-6	39	13	0-1	0-1	27-43	74 / 36	14890
38	01/02/2023	PHI	L	10-24-4	1-4	16	48	0-5	2-2	29-33	33 / 36	13600
39	01/04/2023	DAL	W	11-24-4	2-0	14,37P	14	1-1	4-4	27-35	36 / 41	13179
40	01/06/2023	SIS	W*	12-24-4	5-4	11,16,37,37,3	3	0-4	2-2	29-41	41 / 36	16281
41	01/08/2023	BOS	L	12-25-4	1-7	11	46	0-2	1-2	29-42	1 / 36	16127
42	01/11/2023	EDM	L	12-26-4	2-6	39,13	97	0-3	2-3	23-53	36 / 36	16963
43	01/13/2023	NJD	L	12-27-4	2-6	14,11P	86	1-4	1-2	33-39	41 / 36	16167
44	01/16/2023	@ PIT	O*	12-27-5	3-4	14P,3P,11	59	2-4	4-4	29-45	1 / 36	17784
45	01/17/2023	@ PHI	L	12-28-5	2-5	14,77P	48	1-3	4-5	27-39	33 / 41	16312
46	01/19/2023	@ CBJ	W	13-28-5	5-3	14,4,13,11,49	11	0-3	1-1	33-33	36 / 90	16017
47	01/21/2023	@ BUF	L	13-29-5	3-6	11,11,13	71	0-1	1-2	37-39	1 / 36	19070+
48	01/24/2023	@ ARI	W	14-29-5	5-2	77,19,4P,14	4	1-3	3-4	43-39	41 / 39	4600+
49	01/26/2023	@ COL	W	15-29-5	5-3	77,77,14,37,77	37	0-2	1-2	32-44	36 / 39	18124+
50	01/28/2023	ARI	W*	16-29-5	2-1	49,11	11	0-4	4-4	45-34	36 / 39	16126
51	02/06/2023	@ DAL	O**	16-29-6	2-3	33P,14	0	1-4	5-5	34-41	29 / 36	18145
52	02/07/2023	@ CHI	W**	17-29-6	3-2	20,77P	77	0-2	2-2	26-29	41 / 34	18292
53	02/10/2023	PIT	L	17-30-6	3-6	11P,37,3	73	1-2	3-4	31-59	1 / 36	15026
54	02/12/2023	@ VGK	L	17-31-6	2-7	77,21	27	0-3	2-2	25-39	33 / 36	17504+
55	02/15/2023	BUF	L	17-32-6	3-7	22,4,4	37	0-2	4-5	22-44	31 / 1	15165
56	02/17/2023	LAK	L	17-33-6	3-6	22,37P,77	11	1-2	1-4	27-41	32 / 36	17272+
57	02/20/2023	@ FLA	O*	17-33-7	3-4	37,77P,29	23	1-2	2-2	32-55	72 / 36	16525
58	02/21/2023	@ TBL	L	17-34-7	1-6	16	79	0-4	3-5	25-44	88 / 1	19092+
59	02/23/2023	@ WSH	W	18-34-7	4-2	21,19,33,38	33	0-3	2-3	21-43	36 / 79	18573+
60	02/25/2023	@ CAR	W	19-34-7	3-2	3,33,19	19	0-3	4-4	16-53	36 / 31	18818+
61	02/27/2023	CHI	W	20-34-7	4-2	21,33P,49,19	49	1-5	2-4	33-26	1 / 34	14462
62	03/01/2023	WSH	O*	20-34-8	2-3	19,11	43	0-2	3-3	23-39	35 / 36	14279
63	03/03/2023	MTL	W	21-34-8	3-2	7,37P,33P	33	2-3	3-3	33-28	36 / 35	14391
64	03/07/2023	@ SEA	L	21-35-8	2-5	11,44	91	0-3	1-2	22-31	31 / 36	17151+
65	03/08/2023	@ VAN	O*	21-35-9	2-3	19,26	9	0-2	0-0	22-34	35 / 1	18617
66	03/10/2023	@ CGY	W	22-35-9	3-1	44,20,38	20	0-0	1-2	18-37	36 / 25	18013
67	03/12/2023	NSH	O*	22-35-10	4-5	37,77,19,37	82	0-1	0-1	37-36	74 / 36	15098
68	03/15/2023	NYI	L	22-36-10	3-6	49,22,22P	18	1-2	1-1	23-33	30 / 36	13552
69	03/17/2023	CBJ	W	23-36-10	7-4	11,17,44,19,49,17,16	49	0-2	2-4	38-42	1 / 31	13475
70	03/19/2023	VAN	L	23-37-10	1-2	16	40	0-3	3-4	18-40	60 / 36	18482
71	03/21/2023	CGY	L	23-38-10	1-5	77P	51	1-3	3-5	20-43	80 / 36	12974
72	03/23/2023	WPG	L	23-39-10	2-3	4,77P	17	1-2	2-2	20-33	37 / 1	12331
73	03/25/2023	STL	L	23-40-10	3-6	19P,62,16	10	1-5	4-4	25-36	50 / 36	15237
74	03/27/2023	COL	L	23-41-10	1-5	38	29	0-3	2-3	30-44	31 / 36	13158
75	03/30/2023	@ SEA	L	23-42-10	1-4	26	10	0-2	1-2	19-39	30 / 1	17151+
76	04/01/2023	@ EDM	L	23-43-10	0-6		18	0-3	2-3	36-45	36 / 36	18347+
77	04/02/2023	@ CGY	L	23-44-10	4-5	77,44,77,17	26	0-1	1-2	22-41	80 / 1	17439
78	04/05/2023	EDM	L	23-45-10	1-3	19	72	0-1	1-1	28-33	36 / 1	16018
79	04/08/2023	@ ARI	O*	23-45-11	4-5	14,16,14P,49	29	1-4	3-4	29-39	50 / 31	4600+
80	04/09/2023	COL	O*	23-45-12	4-5	77,14,77,20	29	0-3	5-8	23-46	39 / 1	13992
81	04/11/2023	VAN	L	23-46-12	2-3	37,43	9	1-5	2-4	35-36	35 / 1	14803
82	04/13/2023	LAK	L	23-47-12	3-5	19,49,11	9	0-2	6-8	24-36	70 / 36	17174+

(\* = OVERTIME, \*\* = SHOOTOUT, + = SEILLOUT)

# 2022-23 STATISTICAL BREAKDOWN

## GOALS BY GAME - HIGHS AND LOWS

### DUCKS

Most .....7 (Mar. 17 vs. CBJ; 7-4 W)  
 Fewest .....0, five times (last: Apr. 1 @ EDM, 6-0 L)

### OPPONENTS

Most .....8, Nov. 8 @ VAN (8-5 L)  
 Fewest .....0, Jan. 4 vs. DAL (2-0 W)

## SHOTS BY GAME - HIGHS AND LOWS

### DUCKS

Most .....45, Jan. 28 vs. ARI (2-1 W, OT)  
 Fewest .....15, Feb. 25 @ CAR (3-2 W)

### OPPONENTS

Most .....59, Feb. 10 vs. PIT (6-3 L)  
 Fewest .....22, twice (last: Nov. 12 vs. CHI; 3-2 L)

## GOALS BY PERIOD - HIGHS AND LOWS

### DUCKS

	1st	2nd	3rd
High	3 (Nov. 1 @ SJS)	3, three times (last: Feb. 15 vs. BUF)	4 (Mar. 17 vs. CBJ)
Low	0, 36 times (last: Apr. 9 @ COL)	0, 34 times (last: Apr. 13 vs. LAK)	0, 33 times (last: Apr. 11 vs. VAN)

### OPPONENTS

	1st	2nd	3rd
High	4 (Jan. 11 vs. EDM)	4 (Feb. 21 @ TBL)	5, twice (last: Feb. 12 @ VGK)
Low	0, 18 times (last: Apr. 5 vs. EDM)	0, 14 times (last: Apr. 11 vs. VAN)	0, 17 times (last: Mar. 19 vs. VAN)

## SHOTS BY PERIOD - HIGHS AND LOWS

### DUCKS

	1st	2nd	3rd	OT
High	19 (Nov. 12 vs. CHI)	19 (Jan. 24 vs. ARI)	17 (Dec. 15 @ MTL)	5, twice (last: Dec. 28 vs. VGK)
Low	3 (Feb. 15 vs. BUF)	1, twice (last: Feb. 21 @ TBL)	2, three times (last: Mar. 21 vs. CGY)	0, five times (last: Apr. 9 vs. COL)

### OPPONENTS

	1st	2nd	3rd	OT
High	25 (Feb. 10 vs. PIT)	24 (Apr. 1 @ EDM)	23 (Dec. 17 @ EDM)	5, twice (last: Nov. 15 vs. DET)
Low	5 (Nov. 12 vs. CHI)	7, three times (last: Mar. 3 vs. MTL)	4, three times (last: Mar. 15 vs. NYI)	0, three times (last: Feb. 7 @ CHI)

## SPECIAL TEAMS - HIGHS AND LOWS

### DUCKS

Most PPG .....3, Nov. 27 vs. SEA  
 Fewest PPG.....0, 53 times (last: Apr. 13 vs. LAK)  
 Most SHG .....1, Nov. 6 vs. FLA  
 Most PIM .....57, Nov. 9 vs. MIN  
 Most Penalties.....15 (11 minor), Nov. 9 vs. MIN

### OPPONENTS

Most PPG .....3, six times (last: Apr. 9 vs. COL)  
 Fewest PPG.....0, 27 times (last: Apr. 5 vs. EDM)  
 Most SHG .....1, seven times (last: Apr. 1 @ EDM)  
 Most PIM .....53, Nov. 9 vs. MIN  
 Most Penalties.....13 (nine minor), Nov. 9 vs. MIN

## 2022-23 RECORD BY DAYS OF THE WEEK

Mon.....1-5-3      Tues.....5-9-1  
 Wed.....4-7-2      Thurs.....3-6-1

# 2022-23 STATISTICAL BREAKDOWN



Fri ..... 5-7-1      Sat ..... 4-6-2  
 Sun ..... 1-7-2

## DUCKS RECORD THIS SEASON WHEN\*:

Scoring no goals:	0-5-0	Allowing no goals:	1-0-0
Scoring one goal:	0-17-2	Allowing one goal:	2-0-1
Scoring two goals:	3-13-4	Allowing two goals:	10-1-2
Scoring three goals:	6-8-2	Allowing three goals:	5-7-3
Scoring four goals:	6-3-4	Allowing four goals:	4-8-3
Scoring five goals or more:	8-1-0	Allowing five goals or more:	1-31-9

## DUCKS MISCELLANEOUS RECORDS:

When scoring first:.....	9-14-2	When not scoring first:.....	14-33-10
When scoring a PP goal:.....	8-13-5	When not scoring a PP goal:.....	15-34-7
Not allowing a PP goal:.....	10-10-8	Allowing a PP goal:.....	13-37-4
Winning 50% or more faceoffs:.....	11-13-1	Winning less than 50% of faceoffs:.....	12-34-11
Day Games (before 5 pm):.....	1-6-3	Night Games:.....	22-41-9
First Game of back-to-back:.....	1-5-5	Second Game of back-to-back:.....	1-8-2

## BREAKDOWN OF DUCKS RESULTS - 2021-22

	RECORD				GOALS		POWER PLAY			PENALTY KILLING		
	W	L	OT	PTS	GF	GA	PPG	ATT	%	PPGA	TSH	%
Games 1-10:	3	6	1	7	25	43	2	30	6.7	13	36	63.9
Games 11-20:	3	7	0	6	23	38	5	26	19.2	11	35	68.6
Games 21-30:	1	7	2	4	14	47	5	28	17.9	11	35	68.6
Games 31-40:	5	4	1	11	19	27	6	32	18.8	6	39	84.6
Games 41-50:	4	5	1	9	30	43	5	29	17.2	7	29	75.9
Games 51-60:	3	5	2	8	27	44	4	27	14.8	8	36	77.8
Games 61-70:	4	3	3	11	31	33	4	23	17.4	8	24	66.7
Games 71-80:	0	8	2	2	21	57	4	27	14.8	10	34	70.6
Games 81-82:	0	2	0	0	5	8	1	7	14.3	4	12	66.7
<b>Overall:</b>	<b>23</b>	<b>47</b>	<b>12</b>	<b>58</b>	<b>206</b>	<b>335</b>	<b>36</b>	<b>232</b>	<b>15.5</b>	<b>78</b>	<b>280</b>	<b>72.1</b>

\*Excluding shootout goals

## DUCKS INDIVIDUAL SINGLE-GAME HIGHS

Most Points ..... 4, Mason McTavish (2-2=4), Jan. 6 vs. SJS  
 Most Goals ..... 3, Frank Vatrano (3-0=3), Jan. 26 @ COL  
 Most Assists ..... 3, three times, last: Cam Fowler, Mar. 12 vs. NSH (0-3=3)  
 Most Shots ..... 9, Trevor Zegras, Jan. 2 vs. PHI  
 Highest Plus/Minus ..... +4, twice, last: Cam Fowler, Jan. 26 @ COL  
 Most OT Goals ..... 2, Ryan Strome (last: Dec. 6 vs. CAR)  
 Most First Goals ..... 7, Troy Terry (last: Mar. 25 vs. STL)  
 Most Multi-Point Games ..... 16, Troy Terry (last: Apr. 13 vs. LAK; 1-1=2)  
 Most Multi-Goal Games ..... 3, Frank Vatrano and Adam Henrique  
 Most Multi-Assist Games ..... 7, Troy Terry, Cam Fowler and Trevor Zegras  
 Most Saves ..... \*53, John Gibson, Feb. 10 vs. PIT  
 Most Shots Faced ..... \*59, John Gibson, Feb. 10 vs. PIT  
 Most Shutouts ..... 1, John Gibson, Jan. 4 vs. DAL (35 saves)  
 Most PIM ..... 17, Max Comtois, Oct. 18 @ NJD  
 Most Hits ..... 8, Simon Benoit, Jan. 13 vs. NJD  
 Most Blocked Shots ..... 7, three times, last: Scott Harrington, Mar. 10 @ CGY  
 Highest TOI ..... \*38:55, Cam Fowler, Apr. 8 @ ARI

\*Club record

# 2022-23 SCORING BREAKDOWN

Player	Pos	HOME					ROAD					TOTALS				
		GP	G	A	P	+/-	GP	G	A	P	+/-	GP	G	A	P	+/-
Trevor Zegras	C	41	13	22	35	-22	40	10	20	30	-2	81	23	42	65	-24
Troy Terry	R	37	13	22	35	2	33	10	16	26	-10	70	23	38	61	-8
Cam Fowler	D	41	3	21	24	-11	41	7	17	24	-12	82	10	38	48	-23
Mason McTavish	C	40	14	13	27	-7	40	3	13	16	-12	80	17	26	43	-19
Frank Valtrano	R	40	7	11	18	-13	41	15	8	23	-16	81	22	19	41	-29
Ryan Strome	C	41	9	12	21	-13	41	6	14	20	-17	82	15	26	41	-30
Adam Henrique	C	29	9	8	17	-6	33	13	8	21	-2	62	22	16	38	-8
Kevin Shattenkirk	D	37	4	10	14	-14	38	0	13	13	-6	75	4	23	27	-20
Jakob Silfverberg	R	41	4	8	12	-10	40	6	8	14	-10	81	10	16	26	-20
John Klingberg	D	24	3	7	10	-9	26	5	9	14	-19	50	8	16	24	-28
Max Jones	L	32	6	6	12	-9	37	3	4	7	-12	69	9	10	19	-21
Max Comtois	L	31	2	5	7	-9	33	7	5	12	-11	64	9	10	19	-20
Derek Grant	C	22	2	8	10	0	24	3	5	8	-4	46	5	13	18	-4
Dmitry Kulikov	D	27	2	6	8	-8	34	1	6	7	-3	61	3	12	15	-11
Isac Lundestrom	C	29	2	1	3	-10	32	2	9	11	-3	61	4	10	14	-13
Simon Benoit	D	40	1	5	6	-18	38	2	2	4	-11	78	3	7	10	-29
Brett Leason	R	28	2	1	3	-13	26	4	2	6	-8	54	6	3	9	-21
Jayson Megna	C	21	1	2	3	-9	20	1	4	5	-10	41	2	6	8	-19
Sam Carrick	C	24	2	1	3	-6	28	1	3	4	-11	52	3	4	7	-17
Colton White	D	24	0	4	4	-10	22	0	2	2	-7	46	0	6	6	-17
Scott Harrington	D	11	2	0	2	2	6	1	1	2	-1	17	3	1	4	1
Nathan Beaulieu	D	26	0	1	1	-12	26	0	3	3	-11	52	0	4	4	-23
Brock McGinn	L	9	0	1	1	-5	6	2	0	2	-1	15	2	1	3	-6
Pavol Regenda	L	6	1	0	1	0	8	0	2	2	-3	14	1	2	3	-3
Urho Vaakanainen	D	11	0	2	2	-7	12	0	0	0	-9	23	0	2	2	-16
Drew Helleson	D	3	1	0	1	0	-	-	-	-	-	3	1	0	1	0
Nikita Nesterenko	C	6	1	0	1	-2	3	0	0	0	-1	9	1	0	1	-3
Justin Kirkland	C	6	0	0	0	-3	1	0	0	0	0	7	0	0	0	-3
Glenn Gawdin	C	3	0	0	0	-1	-	-	-	-	-	3	0	0	0	-1
Austin Strand	D	2	0	0	0	0	3	0	0	0	-2	5	0	0	0	-2
Benoit-Olivier Groulx	C	2	0	0	0	0	-	-	-	-	-	2	0	0	0	0
Jackson LaCombe	D	2	0	0	0	-1	-	-	-	-	-	2	0	0	0	-1
Jamie Drysdale	D	2	0	0	0	1	6	0	0	0	-4	8	0	0	0	-3

		GP	W	L	OT	GA	MIN	SAVES	SHOTS	GAA	SV%
John Gibson	Home Totals	29	9	18	2	115	1693	982	1097	4.07	.895
	Road Totals	24	5	13	6	85	1311	801	886	3.89	.904
	Season Totals	53	14	31	8	200	3004	1783	1983	3.99	.899
		GP	W	L	OT	GA	MIN	SAVES	SHOTS	GAA	SV%
Anthony Stolarz	Home Totals	6	1	2	0	13	233	113	126	3.35	.897
	Road Totals	13	4	4	0	38	587	331	368	3.88	.899
	Season Totals	19	5	6	0	51	820	444	494	3.73	.899
		GP	W	L	OT	GA	MIN	SAVES	SHOTS	GAA	SV%
Lukas Dostal	Home Totals	9	2	5	2	32	542	313	345	3.54	.907
	Road Totals	10	2	5	1	35	521	299	334	4.03	.895
	Season Totals	19	4	10	3	67	1063	612	679	3.78	.901
		GP	W	L	OT	GA	MIN	SAVES	SHOTS	GAA	SV%
Lukas Dostal	Home Totals	-	-	-	-	-	-	-	-	-	-
	Road Totals	1	0	0	1	5	64	34	39	4.69	.872
	Season Totals	1	0	0	1	5	64	34	39	4.69	.872



# 2022-23 PLAYER GAME-BY-GAME



## CARRICK

Oct. 12	Vs SEA	INJ	
Oct. 15	@ NYI	INJ	
Oct. 17	@ NYR	INJ	
Oct. 18	@ NJD	INJ	
Oct. 20	@ BOS	INJ	
Oct. 23	@ DET	INJ	
Oct. 26	Vs TBL	INJ	
Oct. 28	@ VGK	INJ	
Oct. 30	Vs TOR	INJ	
Nov. 1	@ SJS	INJ	
Nov. 3	@ VAN	INJ	
Nov. 5	@ SJS	INJ	
Nov. 6	Vs FLA	INJ	
Nov. 9	Vs MIN	INJ	
Nov. 12	Vs CHI	INJ	
Nov. 15	Vs DET	0-0,0/0 04:38	
Nov. 17	@ WPG	0-1,2/1 08:06	
Nov. 19	@ STL	0-0,0/-1 10:47	
Nov. 21	@ STL	0-0,0/1 09:51	
Nov. 23	Vs NYR	0-0,0/0 04:06	
Nov. 25	Vs OTT	0-0,1/1 09:40	
Nov. 27	Vs SEA	0-0,3/0 10:11	
Nov. 29	@ NSH	0-0,3/0 10:09	
Dec. 1	@ DAL	0-0,2/0 10:55	
Dec. 3	@ MIN	0-0,2/-2 10:10	
Dec. 4	@ WPG	0-0,0/1 16:57	
Dec. 6	Vs CAR	0-1,0/0 12:09	
Dec. 9	Vs SJS	0-0,1,-1 10:36	
Dec. 12	@ OTT	0-0,1/0 10:27	
Dec. 13	@ TOR	0-0,0,-0 5:10:19	
Dec. 15	@ MTL	0-0,1/0 08:59	
Dec. 17	@ EDM	1-0,1/-1 10:22	
Dec. 20	@ LAK	0-0,0/0 13:41	
Dec. 21	Vs MIN	0-0,2,-1 14:31	
Dec. 23	Vs CGY	0-0,0,-1 09:40	
Dec. 28	Vs VGK	0-0,2/0 08:13	
Dec. 30	Vs NSH	1-0,2,-1 08:33	
Jan. 2	Vs PHI	0-0,1/0 10:44	
Jan. 4	Vs DAL	0-0,0/0 13:05	
Jan. 6	Vs SJS	0-0,0/0 11:49	
Jan. 8	Vs BOS	0-0,2,-2 12:17	
Jan. 11	Vs EDM	1-0,2,-1 15:27	
Jan. 13	Vs NJD	0-0,1/0 12:59	
Jan. 16	@ PIT	0-0,3,-3 14:18	
Jan. 17	@ PHI	0-0,2,-1 08:37	
Jan. 19	@ CBJ	0-0,0,-1 06:32	
Jan. 21	@ BUF	0-0,1,-1 09:16	
Jan. 24	@ ARI	0-0,3/0 11:04	
Jan. 26	@ COL	0-0,0/1 09:30	
Jan. 28	Vs ARI	0-0,2/0 07:36	
Feb. 6	@ DAL	0-0,0/0 07:44	
Feb. 7	@ CHI	DNP	
Feb. 10	Vs PIT	DNP	
Feb. 12	@ VGK	0-0,0,-3 09:47	
Feb. 15	Vs BUF	0-0,0,-1 10:55	
Feb. 17	Vs LAK	0-0,1,-1 07:47	
Feb. 20	@ FLA	0-0,0/1 08:35	
Feb. 21	@ TBL	0-0,0,-2 07:23	
Feb. 23	@ WSH	0-0,1/0 14:29	
Feb. 25	@ CAR	0-0,0/0 12:46	
Feb. 27	Vs CHI	DNP	
Mar. 1	Vs WSH	0-0,2/0 13:55	
Mar. 3	Vs MTL	0-0,0/0 10:36	
Mar. 7	@ SEA	DNP	
Mar. 8	@ VAN	0-0,0,-0 13:08	
Mar. 10	@ CGY	DNP	
Mar. 12	Vs NSH	DNP	
Mar. 15	Vs NYI	DNP	
Mar. 17	Vs CBJ	0-0,2,-1 12:20	
Mar. 19	Vs VAN	0-0,1,-1 08:40	
Mar. 21	Vs CGY	DNP	
Mar. 23	Vs WPG	DNP	
Mar. 25	Vs STL	DNP	
Mar. 27	Vs COL	DNP	
Mar. 30	@ SEA	0-0,1/0 09:51	
Apr. 1	@ EDM	DNP	
Apr. 2	@ CGY	0-2,1/2 15:10	
Apr. 5	Vs EDM	DNP	
Apr. 8	@ ARI	0-0,1/0 09:55	
Apr. 9	Vs COL	DNP	
Apr. 11	Vs VAN	DNP	
Apr. 13	Vs LAK	0-0,0/0 10:09	

## DOSTAL

Oct. 12	Vs SEA	MIN	
Oct. 15	@ NYI	MIN	
Oct. 17	@ NYR	MIN	
Oct. 18	@ NJD	MIN	
Oct. 20	@ BOS	MIN	
Oct. 23	@ DET	MIN	
Oct. 26	Vs TBL	MIN	
Oct. 28	@ VGK	MIN	
Oct. 30	Vs TOR	MIN	
Nov. 1	@ SJS	MIN	
Nov. 3	@ VAN	MIN	
Nov. 5	@ SJS	MIN	
Nov. 6	Vs FLA	MIN	
Nov. 9	Vs MIN	MIN	
Nov. 12	Vs CHI	MIN	
Nov. 15	Vs DET	MIN	
Nov. 17	@ WPG	MIN	
Nov. 19	@ STL	MIN	
Nov. 21	@ STL	MIN	
Nov. 23	Vs NYR	MIN	
Nov. 25	Vs OTT	MIN	
Nov. 27	Vs SEA	MIN	
Nov. 29	@ NSH	MIN	
Dec. 1	@ DAL	MIN	
Dec. 3	@ MIN	MIN	
Dec. 4	@ WPG	MIN	
Dec. 6	Vs CAR	MIN	
Dec. 9	Vs SJS	MIN	
Dec. 12	@ OTT	3/38 L 60:00	
Dec. 13	@ TOR	5/15, 29:12	
Dec. 15	@ MTL	2/25 W 60:00	
Dec. 17	@ EDM	3/49 W 60:00	
Dec. 20	@ LAK	4/41 L 59:29	
Dec. 21	Vs MIN	3/41 L 59:31	
Dec. 23	Vs CGY	3/45 O 62:24	
Dec. 28	Vs VGK	DND	
Dec. 30	Vs NSH	DND	
Jan. 2	Vs PHI	MIN	
Jan. 4	Vs DAL	MIN	
Jan. 6	Vs SJS	MIN	
Jan. 8	Vs BOS	MIN	
Jan. 11	Vs EDM	MIN	
Jan. 13	Vs NJD	MIN	
Jan. 16	@ PIT	MIN	
Jan. 17	@ PHI	MIN	
Jan. 19	@ CBJ	MIN	
Jan. 21	@ BUF	MIN	
Jan. 24	@ ARI	MIN	
Jan. 26	@ COL	MIN	
Jan. 28	Vs ARI	MIN	
Feb. 6	@ DAL	MIN	
Feb. 7	@ CHI	MIN	
Feb. 10	Vs PIT	MIN	
Feb. 12	@ VGK	DND	
Feb. 15	Vs BUF	7/44 L 60:00	
Feb. 17	Vs LAK	DND	
Feb. 20	@ FLA	DND	
Feb. 21	@ TBL	6/44 L 59:43	
Feb. 23	@ WSH	DND	
Feb. 25	@ CAR	DND	
Feb. 27	Vs CHI	2/26 W 59:50	
Mar. 1	Vs WSH	DND	
Mar. 3	Vs MTL	DND	
Mar. 7	@ SEA	DND	
Mar. 8	@ VAN	3/34 O 60:20	
Mar. 10	@ CGY	DND	
Mar. 12	Vs NSH	DND	
Mar. 15	Vs NYI	DND	
Mar. 17	Vs CBJ	4/42 W 59:49	
Mar. 19	Vs VAN	DND	
Mar. 21	Vs CGY	DND	
Mar. 23	Vs WPG	3/33 L 57:31	
Mar. 25	Vs STL	DND	
Mar. 27	Vs COL	DND	
Mar. 30	@ SEA	3/38 L 59:55	
Apr. 1	@ EDM	1/9, 13:26	
Apr. 2	@ CGY	5/41 L 58:46	
Apr. 5	Vs EDM	2/32 L 59:47	
Apr. 8	@ ARI	DND	
Apr. 9	Vs COL	5/46 O 64:15	
Apr. 11	Vs VAN	3/36 L 58:45	
Apr. 13	Vs LAK	DND	

## DRYSDALE

Oct. 12	Vs SEA	0-0,2/1 18:21	
Oct. 15	@ NYI	0-0,1/-2 18:50	
Oct. 17	@ NYR	0-0,0/0 18:06	
Oct. 18	@ NJD	0-0,0/-2 20:01	
Oct. 20	@ BOS	0-0,1/0 21:05	
Oct. 23	@ DET	0-0,3/0 20:03	
Oct. 26	Vs TBL	0-0,0/0 17:10	
Oct. 28	@ VGK	0-0,1/0 07:22	
Oct. 30	Vs TOR	INJ	
Nov. 1	@ SJS	INJ	
Nov. 3	@ VAN	INJ	
Nov. 5	@ SJS	INJ	
Nov. 6	Vs FLA	INJ	
Nov. 9	Vs MIN	INJ	
Nov. 12	Vs CHI	INJ	
Nov. 15	Vs DET	INJ	
Nov. 17	@ WPG	INJ	
Nov. 19	@ STL	INJ	
Nov. 21	@ STL	INJ	
Nov. 23	Vs NYR	INJ	
Nov. 25	Vs OTT	INJ	
Nov. 27	Vs SEA	INJ	
Nov. 29	@ NSH	INJ	
Dec. 1	@ DAL	INJ	
Dec. 3	@ MIN	INJ	
Dec. 4	@ WPG	INJ	
Dec. 6	Vs CAR	INJ	
Dec. 9	Vs SJS	INJ	
Dec. 12	@ OTT	INJ	
Dec. 13	@ TOR	INJ	
Dec. 15	@ MTL	INJ	
Dec. 17	@ EDM	INJ	
Dec. 20	@ LAK	INJ	
Dec. 21	Vs MIN	INJ	
Dec. 23	Vs CGY	INJ	
Dec. 28	Vs VGK	INJ	
Dec. 30	Vs NSH	INJ	
Jan. 2	Vs PHI	INJ	
Jan. 4	Vs DAL	INJ	
Jan. 6	Vs SJS	INJ	
Jan. 8	Vs BOS	INJ	
Jan. 11	Vs EDM	INJ	
Jan. 13	Vs NJD	INJ	
Jan. 16	@ PIT	INJ	
Jan. 17	@ PHI	INJ	
Jan. 19	@ CBJ	INJ	
Jan. 21	@ BUF	INJ	
Jan. 24	@ ARI	INJ	
Jan. 26	@ COL	INJ	
Jan. 28	Vs ARI	INJ	
Feb. 6	@ DAL	INJ	
Feb. 7	@ CHI	INJ	
Feb. 10	Vs PIT	INJ	
Feb. 12	@ VGK	INJ	
Feb. 15	Vs BUF	INJ	
Feb. 17	Vs LAK	INJ	
Feb. 20	@ FLA	INJ	
Feb. 21	@ TBL	INJ	
Feb. 23	@ WSH	INJ	
Feb. 25	@ CAR	INJ	
Feb. 27	Vs CHI	INJ	
Mar. 1	Vs WSH	INJ	
Mar. 3	Vs MTL	INJ	
Mar. 7	@ SEA	INJ	
Mar. 8	@ VAN	INJ	
Mar. 10	@ CGY	INJ	
Mar. 12	Vs NSH	INJ	
Mar. 15	Vs NYI	INJ	
Mar. 17	Vs CBJ	INJ	
Mar. 19	Vs VAN	INJ	
Mar. 21	Vs CGY	INJ	
Mar. 23	Vs WPG	INJ	
Mar. 25	Vs STL	INJ	
Mar. 27	Vs COL	INJ	
Mar. 30	@ SEA	INJ	
Apr. 1	@ EDM	INJ	
Apr. 2	@ CGY	INJ	
Apr. 5	Vs EDM	INJ	
Apr. 8	@ ARI	INJ	
Apr. 9	Vs COL	INJ	
Apr. 11	Vs VAN	INJ	
Apr. 13	Vs LAK	INJ	

# 2022-23 PLAYER GAME-BY-GAME

## FOWLER

Oct. 12	Vs SEA	0-0,2/1 26:45
Oct. 15	@ NYI	0-0,0/-1 22:44
Oct. 17	@ NYR	0-0,0/-1 24:27
Oct. 18	@ NJD	0-1,0/0 25:15
Oct. 20	@ BOS	0-0,3/0 26:39
Oct. 23	@ DET	0-0,2/0 26:04
Oct. 26	Vs TBL	0-0,2/-2 26:33
Oct. 28	@ VGK	0-0,2/-1 22:17
Oct. 30	Vs TOR	0-0,4/0 21:05
Nov. 1	@ SJS	0-0,2/-1 23:26
Nov. 3	@ VAN	0-0,1/-2 21:41
Nov. 5	@ SJS	0-0,2/1 26:31
Nov. 6	Vs FLA	0-0,1/-1 23:54
Nov. 9	Vs MIN	0-0,2/-1 24:07
Nov. 12	Vs CHI	0-0,2/-1 27:27
Nov. 15	Vs DET	0-2,3/1 30:27
Nov. 17	@ WPG	0-0,0/0 24:23
Nov. 19	@ STL	1-1,6/-2 24:51
Nov. 21	@ STL	1-0,2/-1 25:23
Nov. 23	Vs NYR	0-1,0/2 25:51
Nov. 25	Vs OTT	0-0,2/-1 21:21
Nov. 27	Vs SEA	0-2,3/0 25:53
Nov. 29	@ NSH	0-1,2/1 28:27
Dec. 1	@ DAL	0-0,2/0 21:15
Dec. 3	@ MIN	1-0,1/1 28:44
Dec. 4	@ WPG	0-0,0/3 22:02
Dec. 6	Vs CAR	0-1,2/0 25:39
Dec. 9	Vs SJS	0-1,1/-2 24:38
Dec. 12	@ OTT	0-0,1/-1 20:39
Dec. 13	@ TOR	0-0,0/-1 16:49
Dec. 15	@ MTL	0-0,1/2 22:00
Dec. 17	@ EDM	1-0,2/2 22:19
Dec. 20	@ LAK	0-0,1/-1 24:10
Dec. 21	Vs MIN	0-0,2/0 22:33
Dec. 23	Vs CGY	0-1,1/0 25:12
Dec. 28	Vs VGK	0-0,1/1 31:41
Dec. 30	Vs NSH	0-0,0/-1 21:13
Jan. 2	Vs PHI	0-0,1/-1 18:58
Jan. 4	Vs DAL	0-1,1/0 21:00
Jan. 6	Vs SJS	0-0,2/-1 27:21
Jan. 8	Vs BOS	0-0,2/-1 21:32
Jan. 11	Vs EDM	0-0,1/-4 23:19
Jan. 13	Vs NJD	0-1,1/-2 22:34
Jan. 16	@ PIT	0-0,2/-2 27:33
Jan. 17	@ PHI	0-0,0/-3 21:39
Jan. 19	@ CBJ	1-1,2/1 22:26
Jan. 21	@ BUF	0-0,5/-1 22:11
Jan. 24	@ ARI	2-1(W),3/4 21:43
Jan. 26	@ COL	0-2,2/4 25:14
Jan. 28	Vs ARI	0-0,4/-1 25:16
Feb. 6	@ DAL	0-0,2/0 25:12
Feb. 7	@ CHI	0-0,1/0 22:43
Feb. 10	Vs PIT	0-0,1/3 22:31
Feb. 12	@ VGK	0-0,2/3 21:56
Feb. 15	Vs BUF	2-0,2/1 20:20
Feb. 17	Vs LAK	0-2,3/0 23:44
Feb. 20	@ FLA	0-0,0/0 22:29
Feb. 21	@ TBL	0-1,0/1 20:58
Feb. 23	@ WSH	0-2,0/1 21:33
Feb. 25	@ CAR	0-1,1/-1 21:45
Feb. 27	Vs CHI	0-0,0/2 25:44
Mar. 1	Vs WSH	0-1,2/0 21:33
Mar. 3	Vs MTL	0-1,3/1 23:42
Mar. 7	@ SEA	0-1,1/-2 24:03
Mar. 8	@ VAN	0-0,0/3 22:35
Mar. 10	@ CGY	0-1,0/1 23:49
Mar. 12	Vs NSH	0-3,3/2 29:33
Mar. 15	Vs NYI	0-1,1/0 21:15
Mar. 17	Vs CBJ	0-0,2/2 24:04
Mar. 19	Vs VAN	0-0,1/0 26:29
Mar. 21	Vs CGY	0-0,2/-3 23:28
Mar. 23	Vs WPG	1-0,4/1 27:22
Mar. 25	Vs STL	0-0,2/-2 24:20
Mar. 27	Vs COL	0-0,2/-1 24:03
Mar. 30	@ SEA	0-0,0/0 27:00
Apr. 1	@ EDM	0-0,3/-2 23:54
Apr. 2	@ CGY	0-1,1/1 25:37
Apr. 5	Vs EDM	0-0,1/-1 26:13
Apr. 8	@ ARI	0-1,2/-2 38:54
Apr. 9	Vs COL	0-1,2/1 26:16
Apr. 11	Vs VAN	0-1,0/0 23:32
Apr. 13	Vs LAK	0-1,2/-1 20:25

## GIBSON

Oct. 12	Vs SEA	4/48 W 60:55
Oct. 15	@ NYI	5/27 L 40:00
Oct. 17	@ NYR	5/34 L 40:00
Oct. 18	@ NJD	DND
Oct. 20	@ BOS	1/36 O 64:50
Oct. 23	@ DET	5/41 L 60:00
Oct. 26	Vs TBL	3/29 L 57:54
Oct. 28	@ VGK	4/18 L 40:00
Oct. 30	Vs TOR	3/36 W 62:15
Nov. 1	@ SJS	DND
Nov. 3	@ VAN	7/46 L 59:03
Nov. 5	@ SJS	DND
Nov. 6	Vs FLA	4/47 L 59:10
Nov. 9	Vs MIN	4/39 L 60:00
Nov. 12	Vs CHI	DND
Nov. 15	Vs DET	2/33 W 62:51
Nov. 17	@ WPG	3/32 L 58:49
Nov. 19	@ STL	5/29 L 39:36
Nov. 21	@ STL	2/26 L 58:36
Nov. 23	Vs NYR	2/43 W 60:00
Nov. 25	Vs OTT	DND
Nov. 27	Vs SEA	5/19 L 43:41
Nov. 29	@ NSH	2/41 O 63:50
Dec. 1	@ DAL	DND
Dec. 3	@ MIN	4/49 O 64:09
Dec. 4	@ WPG	DND
Dec. 6	Vs CAR	3/37 W 61:56
Dec. 9	Vs SJS	4/19 L 40:00
Dec. 12	@ OTT	DND
Dec. 13	@ TOR	2/27 L 30:48
Dec. 15	@ MTL	INJ
Dec. 17	@ EDM	INJ
Dec. 20	@ LAK	INJ
Dec. 21	Vs MIN	INJ
Dec. 23	Vs CGY	INJ
Dec. 28	Vs VGK	2/51 W 64:55
Dec. 30	Vs NSH	6/43 L 60:00
Jan. 2	Vs PHI	4/33 L 60:00
Jan. 4	Vs DAL	0/35 W 60:00
Jan. 6	Vs SJS	DND
Jan. 8	Vs BOS	7/42 L 60:00
Jan. 11	Vs EDM	6/37 L 40:00
Jan. 13	Vs NJD	6/39 L 60:00
Jan. 16	@ PIT	4/45 O 60:33
Jan. 17	@ PHI	DND
Jan. 19	@ CBJ	0/18 W 40:00
Jan. 21	@ BUF	6/39 L 60:00
Jan. 24	@ ARI	DND
Jan. 26	@ COL	3/44 W 60:00
Jan. 28	Vs ARI	1/34 W 63:34
Feb. 6	@ DAL	2/41 O 64:54
Feb. 7	@ CHI	DND
Feb. 10	Vs PIT	6/59 L 60:00
Feb. 12	@ VGK	7/39 L 59:17
Feb. 15	Vs BUF	DND
Feb. 17	Vs LAK	5/40 L 58:38
Feb. 20	@ FLA	4/55 O 61:42
Feb. 21	@ TBL	DND
Feb. 23	@ WSH	2/43 W 60:00
Feb. 25	@ CAR	2/53 W 60:00
Feb. 27	Vs CHI	DND
Mar. 1	Vs WSH	3/39 O 61:09
Mar. 3	Vs MTL	2/28 W 60:00
Mar. 7	@ SEA	4/30 L 58:42
Mar. 8	@ VAN	DND
Mar. 10	@ CGY	1/37 W 60:00
Mar. 12	Vs NSH	5/36 O 59:19
Mar. 15	Vs NYI	6/33 L 60:00
Mar. 17	Vs CBJ	DND
Mar. 19	Vs VAN	2/40 L 58:07
Mar. 21	Vs CGY	5/43 L 60:00
Mar. 23	Vs WPG	DND
Mar. 25	Vs STL	6/36 L 59:33
Mar. 27	Vs COL	5/44 L 60:00
Mar. 30	@ SEA	DND
Apr. 1	@ EDM	5/36 L 46:34
Apr. 2	@ CGY	DND
Apr. 5	Vs EDM	DNP
Apr. 8	@ ARI	DNP
Apr. 9	Vs COL	DNP
Apr. 11	Vs VAN	DND
Apr. 13	Vs LAK	4/35 L 59:35

## GUDAS (W/ FLA)

Oct. 13	@ NYI	0-1,2/2 16:29
Oct. 15	@ BUF	0-0,0/2 16:43
Oct. 17	@ BOS	0-0,2/2 22:29
Oct. 19	vs. PHI	0-1,2/3 25:11
Oct. 21	vs. TBL	0-0,3/0 22:23
Oct. 23	vs. NYI	0-0,1/1 23:03
Oct. 25	@ CHI	0-0,1/-2 19:00
Oct. 27	@ PHI	0-1,5/0 18:54
Oct. 29	vs. OTT	0-0,6/0 23:53
Nov. 1	@ ARI	0-0,2/1 19:37
Nov. 3	@ SJS	1-0,2/0 19:26
Nov. 5	@ LAK	0-0,3/0 21:41
Nov. 6	@ ANA	0-0,1/0 20:32
Nov. 9	vs. CAR	0-0,2/0 22:44
Nov. 12	vs. EDM	0-1,1/-1 17:46
Nov. 15	vs. WSH	0-0,2/0 19:52
Nov. 17	vs. DAL	0-0,1/-1 16:33
Nov. 19	vs. CGY	0-0,0/0 15:43
Nov. 20	@ CBJ	0-0,4/0 18:33
Nov. 23	vs. BOS	0-0,0/0 20:29
Nov. 26	vs. STL	1-0,5/1 19:33
Nov. 28	@ EDM	0-0,2/2 18:25
Nov. 29	@ CGY	0-0,1/-1 13:30
Dec. 1	@ VAN	0-0,1/1 15:51
Dec. 3	@ SEA	0-0,0/0 02:08
Dec. 6	@ WPG	DNP
Dec. 8	vs. DET	DNP
Dec. 10	@ TBL	DNP
Dec. 11	vs. SEA	DNP
Dec. 13	vs. CBJ	DNP
Dec. 15	vs. PIT	DNP
Dec. 17	@ NJD	DNP
Dec. 19	@ BOS	DNP
Dec. 21	vs. NJD	DNP
Dec. 23	@ NYI	DNP
Dec. 29	vs. MTL	0-0,0/0 18:07
Dec. 30	@ CAR	0-0,1/0 17:18
Jan. 1	vs. NYR	0-0,1/1 14:52
Jan. 3	vs. ARI	0-0,2/1 16:12
Jan. 6	@ DET	0-0,1/0 18:22
Jan. 8	@ DAL	0-0,1/-1 15:49
Jan. 10	@ COL	0-0,1/0 15:36
Jan. 12	@ VGK	0-0,1/0 16:06
Jan. 14	vs. VAN	0-0,2/0 18:01
Jan. 16	@ BUF	0-0,4/0 16:38
Jan. 17	@ TOR	0-1,0/0 16:37
Jan. 19	@ MTL	0-1,1/0 17:50
Jan. 21	vs. MIN	0-0,0/1 25:34
Jan. 23	@ NYR	0-0,0/-1 15:01
Jan. 24	@ PIT	0-0,2/0 17:57
Jan. 27	vs. LAK	0-0,3/0 16:29
Jan. 28	vs. BOS	0-1,0/1 14:19
Feb. 6	vs. TBL	0-0,2/0 18:59
Feb. 9	vs. SJS	0-0,0/0 17:20
Feb. 11	vs. COL	0-0,1/0 14:22
Feb. 13	@ MIN	0-0,1/-1 14:54
Feb. 14	@ STL	0-0,3/1 17:10
Feb. 16	@ WSH	0-0,1/1 19:12
Feb. 18	@ NSH	0-0,1/0 06:59
Feb. 20	vs. ANA	0-1,0/0 17:53
Feb. 24	vs. BUF	0-0,3/0 15:24
Feb. 28	@ TBL	0-0,1/2 16:54
Mar. 2	vs. NSH	0-1,1/1 16:27
Mar. 4	vs. PIT	0-0,0/0 14:47
Mar. 7	vs. VGK	0-0,0/1 17:46
Mar. 10	vs. CHI	0-0,1/0 15:54
Mar. 11	vs. WPG	0-0,4/-1 16:45
Mar. 16	vs. MTL	0-1,2/1 19:03
Mar. 18	vs. NJD	0-1,1/1 18:29
Mar. 20	@ DET	0-0,0/1 14:53
Mar. 21	@ PHI	0-0,3/-2 13:57
Mar. 23	vs. TOR	0-0,2/0 17:18
Mar. 25	vs. NYR	0-0,1/0 13:58
Mar. 27	@ OTT	0-0,1/0 14:15
Mar. 29	@ TOR	0-0,1/0 17:23
Mar. 30	@ MTL	0-0,1/1 18:36
Apr. 1	@ CBJ	0-0,2/1 21:24
Apr. 4	vs. BUF	0-0,1/0 15:27
Apr. 6	vs. OTT	0-1,2/2 18:47
Apr. 8	@ WSH	0-0,0/1 12:57
Apr. 10	vs. TOR	0-0,4/0 13:40
Apr. 13	vs. CAR	0-3,1/0 17:50

# 2022-23 PLAYER GAME-BY-GAME



## HAGG (W/ DET)

Oct. 14	vs. MTL	0-0,3/0	16:33
Oct. 15	@ NJD	0-0,1/-1	16:25
Oct. 17	vs. LAK	0-0,0/0	17:07
Oct. 21	@ CHI	0-1,2/0	13:56
Oct. 23	vs. ANA	0-0,1/-1	17:25
Oct. 25	vs. NJD	0-1,2/-1	16:03
Oct. 27	@ BOS	0-0,1/-1	16:42
Oct. 29	vs. MIN	0-0,1/0	15:06
Oct. 31	@ BUF	0-0,2/-3	15:23
Nov. 3	vs. WSH	0-0,3/0	16:56
Nov. 5	vs. NYI	DND	
Nov. 6	@ NYR	DND	
Nov. 8	vs. MTL	DND	
Nov. 10	vs. NYR	0-0,2/0	14:05
Nov. 12	@ LAK	0-0,0/-1	12:50
Nov. 15	@ ANA	DND	
Nov. 17	@ SJS	DND	
Nov. 19	@ CBJ	DND	
Nov. 23	vs. NSH	DND	
Nov. 25	vs. ARI	DND	
Nov. 28	vs. TOR	DND	
Nov. 30	vs. BUF	DND	
Dec. 3	vs. VGK	DND	
Dec. 4	@ CBJ	DND	
Dec. 6	@ TBL	DND	
Dec. 8	@ FLA	0-0,1/-2	15:43
Dec. 10	@ DAL	INJ	
Dec. 13	vs. CAR	INJ	
Dec. 14	@ MIN	INJ	
Dec. 17	vs. OTT	INJ	
Dec. 19	@ WSH	INJ	
Dec. 21	vs. TBL	INJ	
Dec. 28	@ PIT	INJ	
Dec. 29	@ BUF	INJ	
Dec. 31	vs. OTT	INJ	
Jan. 4	vs. NJD	INJ	
Jan. 6	vs. FLA	INJ	
Jan. 7	@ TOR	INJ	
Jan. 10	vs. WPG	INJ	
Jan. 12	vs. TOR	INJ	
Jan. 14	vs. CBJ	INJ	
Jan. 16	@ COL	DND	
Jan. 17	@ ARI	DND	
Jan. 19	@ VGK	DND	
Jan. 21	vs. PHI	DND	
Jan. 24	vs. SJS	DND	
Jan. 26	@ MTL	DND	
Jan. 27	@ NYI	DND	
Feb. 7	vs. EDM	DND	
Feb. 9	vs. CGY	0-1,1/0	12:15
Feb. 11	vs. VAN	0-0,0/0	14:37
Feb. 13	@ VAN	0-0,1/2	16:41
Feb. 15	@ EDM	0-0,0/-1	17:19
Feb. 16	@ CGY	DND	
Feb. 18	@ SEA	DND	
Feb. 21	@ WSH	0-1,0/1	13:56
Feb. 23	vs. NYR	0-0,0/0	15:18
Feb. 25	vs. TBL	DND	
Feb. 27	@ OTT	DND	
Feb. 28	@ OTT	0-0,0/0	13:22
Mar. 2	vs. SEA	0-0,1/2	14:59
Mar. 4	@ NYI	0-0,0/-1	14:22
Mar. 5	@ PHI	0-0,0/0	16:40
Mar. 8	vs. CHI	0-1,2/2	15:13
Mar. 11	@ BOS	0-0,4/-1	13:31
Mar. 12	vs. BOS	0-0,1/1	15:06
Mar. 14	@ NSH	0-0,1/-1	15:49
Mar. 18	vs. COL	0-0,1/0	16:51
Mar. 20	vs. FLA	0-0,3/-1	15:31
Mar. 21	@ STL	0-0,0/0	18:19
Mar. 23	vs. STL	0-0,1/2	18:17
Mar. 25	@ PHI	0-0,0/0	15:07
Mar. 28	vs. PIT	0-0,0/-1	15:58
Mar. 30	vs. CAR	0-0,0/-1	14:28
Mar. 31	@ WPG	DND	
Apr. 2	@ TOR	0-1,1/2	14:23
Apr. 4	@ MTL	DND	
Apr. 6	vs. BUF	DND	
Apr. 8	vs. PIT	0-0,1/0	14:22
Apr. 10	vs. DAL	DND	
Apr. 11	@ CAR	1-0,1/1	14:39
Apr. 13	@ TBL	0-0,1/-1	18:30

## HENRIQUE

Oct. 12	Vs SEA	0-0,2/0	13:18
Oct. 15	@ NYI	0-0,2/-1	13:45
Oct. 17	@ NYR	0-0,3/0	14:36
Oct. 18	@ NJD	0-0,0/-1	16:50
Oct. 20	@ BOS	0-0,1/0	13:20
Oct. 23	@ DET	0-1,1/1	16:41
Oct. 26	Vs TBL	0-0,0/2	16:34
Oct. 28	@ VGK	0-0,1/-1	14:53
Oct. 30	Vs TOR	0-0,0/1	13:53
Nov. 1	@ SJS	2-0,4/1	19:52
Nov. 3	@ VAN	0-0,1/-1	16:30
Nov. 5	@ SJS	1-0,3/2	19:47
Nov. 6	Vs FLA	1-0,1/1	18:39
Nov. 9	Vs MIN	DNP	
Nov. 12	Vs CHI	1-0,7/0	19:59
Nov. 15	Vs DET	0-1,1/1	23:39
Nov. 17	@ WPG	0-1,3/1	19:57
Nov. 19	@ STL	1-1,2/2	16:01
Nov. 21	@ STL	0-0,3/-1	19:59
Nov. 23	Vs NYR	0-1,1/2	20:08
Nov. 25	Vs OTT	0-0,2/0	17:31
Nov. 27	Vs SEA	1-0,2/2	19:17
Nov. 29	@ NSH	0-0,3/1	21:07
Dec. 1	@ DAL	0-0,2/0	19:09
Dec. 3	@ MIN	1-0,3/0	22:04
Dec. 4	@ WPG	0-0,4/0	21:21
Dec. 6	Vs CAR	1-0,3/0	18:12
Dec. 9	Vs SJS	0-0,0/1	20:22
Dec. 12	@ OTT	0-0,3/0	18:35
Dec. 13	@ TOR	0-0,1/-1	11:10
Dec. 15	@ MTL	1-1,4/3	22:30
Dec. 17	@ EDM	0-1,0/0	23:07
Dec. 20	@ LAK	0-0,1/0	19:56
Dec. 21	Vs MIN	0-0,0/1	17:20
Dec. 23	Vs CGY	0-0,1/0	20:54
Dec. 28	Vs VGK	2-0,4/2	24:00
Dec. 30	Vs NSH	0-0,1/2	17:51
Jan. 2	Vs PHI	0-0,1/2	17:43
Jan. 4	Vs DAL	1-0(W),6/1	20:09
Jan. 6	Vs SJS	0-1,0/1	17:25
Jan. 8	Vs BOS	0-0,1/0	18:56
Jan. 11	Vs EDM	0-0,0/0	14:53
Jan. 13	Vs NJD	1-1,2/1	17:27
Jan. 16	@ PIT	1-0,1/0	20:03
Jan. 17	@ PHI	1-0,1/-1	17:14
Jan. 19	@ CBJ	1-1,3/0	19:17
Jan. 21	@ BUF	0-1,3/0	18:08
Jan. 24	@ ARI	1-0,4/1	18:48
Jan. 26	@ COL	1-0,3/1	18:29
Jan. 28	Vs ARI	0-0,5/-1	19:47
Feb. 6	@ DAL	1-0,4/0	24:10
Feb. 7	@ CHI	0-0,0/2	16:24
Feb. 10	Vs PIT	0-2,1/1	15:45
Feb. 12	@ VGK	0-0,5/-1	17:56
Feb. 15	Vs BUF	0-0,1/2	16:31
Feb. 17	Vs LAK	0-0,2/-1	18:40
Feb. 20	@ FLA	0-0,5/-1	17:08
Feb. 21	@ TBL	0-0,4/0	10:55
Feb. 23	@ WSH	INJ	
Feb. 25	@ CAR	INJ	
Feb. 27	Vs CHI	INJ	
Mar. 1	Vs WSH	INJ	
Mar. 3	Vs MTL	INJ	
Mar. 7	@ SEA	INJ	
Mar. 8	@ VAN	INJ	
Mar. 10	@ CGY	INJ	
Mar. 12	Vs NSH	INJ	
Mar. 15	Vs NYI	INJ	
Mar. 17	Vs CBJ	INJ	
Mar. 19	Vs VAN	INJ	
Mar. 21	Vs CGY	INJ	
Mar. 23	Vs WPG	INJ	
Mar. 25	Vs STL	INJ	
Mar. 27	Vs COL	INJ	
Mar. 30	@ SEA	INJ	
Apr. 1	@ EDM	INJ	
Apr. 2	@ CGY	INJ	
Apr. 5	Vs EDM	0-1,0/2	15:04
Apr. 8	@ ARI	2-0,4/0	18:06
Apr. 9	Vs COL	1-0,3/1	19:20
Apr. 11	Vs VAN	0-0,1/0	18:17
Apr. 13	Vs LAK	0-1,2/0	17:48

## JONES

Oct. 12	Vs SEA	0-0,1/0	11:23
Oct. 15	@ NYI	0-0,0/2	12:03
Oct. 17	@ NYR	0-1,1/1	10:33
Oct. 18	@ NJD	0-0,1/-1	10:02
Oct. 20	@ BOS	0-0,1/0	07:38
Oct. 23	@ DET	0-0,4/0	12:23
Oct. 26	Vs TBL	0-0,0/0	12:05
Oct. 28	@ VGK	0-0,1/-1	11:49
Oct. 30	Vs TOR	0-0,1/0	09:17
Nov. 1	@ SJS	0-0,0/0	07:10
Nov. 3	@ VAN	1-0,4/1	10:26
Nov. 5	@ SJS	0-0,2/0	13:29
Nov. 6	Vs FLA	0-0,0/-1	09:07
Nov. 9	Vs MIN	0-0,2/0	08:16
Nov. 12	Vs CHI	DNP	
Nov. 15	Vs DET	0-0,1/-1	10:44
Nov. 17	@ WPG	0-0,2/-1	12:51
Nov. 19	@ STL	0-0,0/1	14:56
Nov. 21	@ STL	0-0,0/0	16:32
Nov. 23	Vs NYR	0-1,1/0	13:08
Nov. 25	Vs OTT	1-0,3/0	12:25
Nov. 27	Vs SEA	0-0,3/-1	11:14
Nov. 29	@ NSH	0-0,4/0	12:02
Dec. 1	@ DAL	0-0,2/-1	16:10
Dec. 3	@ MIN	0-0,2/2	14:52
Dec. 4	@ WPG	0-0,0/0	12:47
Dec. 6	Vs CAR	0-1,1/1	12:08
Dec. 9	Vs SJS	0-0,0/2	13:06
Dec. 12	@ OTT	0-0,2/0	11:27
Dec. 13	@ TOR	INJ	
Dec. 15	@ MTL	INJ	
Dec. 17	@ EDM	INJ	
Dec. 20	@ LAK	INJ	
Dec. 21	Vs MIN	INJ	
Dec. 23	Vs CGY	INJ	
Dec. 28	Vs VGK	INJ	
Dec. 30	Vs NSH	INJ	
Jan. 2	Vs PHI	INJ	
Jan. 4	Vs DAL	INJ	
Jan. 6	Vs SJS	INJ	
Jan. 8	Vs BOS	INJ	
Jan. 11	Vs EDM	0-0,0/-1	13:24
Jan. 13	Vs NJD	0-0,1/2	10:56
Jan. 16	@ PIT	0-0,1/0	10:34
Jan. 17	@ PHI	0-0,0/0	13:55
Jan. 19	@ CBJ	1-0,2/0	08:55
Jan. 21	@ BUF	0-0,1/0	11:39
Jan. 24	@ ARI	0-0,0/1	12:49
Jan. 26	@ COL	0-0,2/0	10:49
Jan. 28	Vs ARI	1-0,6/1	15:57
Feb. 6	@ DAL	0-0,3/-1	15:13
Feb. 7	@ CHI	0-0,3/0	14:11
Feb. 10	Vs PIT	0-0,1/-1	14:51
Feb. 12	@ VGK	0-0,0/0	13:54
Feb. 15	Vs BUF	0-0,3/-1	11:28
Feb. 17	Vs LAK	0-0,1/0	14:32
Feb. 20	@ FLA	0-1,0/0	13:11
Feb. 21	@ TBL	0-0,1/0	14:05
Feb. 23	@ WSH	0-0,0/0	11:42
Feb. 25	@ CAR	0-0,2/2	12:43
Feb. 27	Vs CHI	1-1(W),1/2	14:56
Mar. 1	Vs WSH	0-0,1/-1	15:39
Mar. 3	Vs MTL	0-0,1/0	12:36
Mar. 7	@ SEA	0-0,3/0	12:15
Mar. 8	@ VAN	0-1,2/0	15:24
Mar. 10	@ CGY	0-0,1/0	14:22
Mar. 12	Vs NSH	0-1,1/1	13:56
Mar. 15	Vs NYI	1-0,1/0	15:14
Mar. 17	Vs CBJ	1-0(W),6/2	17:07
Mar. 19	Vs VAN	0-0,1/0	13:13
Mar. 21	Vs CGY	0-0,0/-1	12:49
Mar. 23	Vs WPG	0-1,2/0	13:33
Mar. 25	Vs STL	0-1,2/2	12:23
Mar. 27	Vs COL	0-0,2/-1	14:24
Mar. 30	@ SEA	0-0,1/-1	15:04
Apr. 1	@ EDM	0-0,1/-3	12:50
Apr. 2	@ CGY	0-0,2/0	12:52
Apr. 5	Vs EDM	0-0,2/0	12:51
Apr. 8	@ ARI	1-1,4/1	13:22
Apr. 9	Vs COL	0-0,0/-1	11:58
Apr. 11	Vs VAN	0-0,4/0	13:27
Apr. 13	Vs LAK	1-0,3/0	12:08

# 2022-23 PLAYER GAME-BY-GAME

## KILLORN (W/ TBL)

Oct. 11	@ NYR	0-0,0/-1	21:46
Oct. 14	@ CBJ	0-2,1/2	15:29
Oct. 15	@ PIT	0-0,0/-1	20:36
Oct. 18	vs. PHI	0-0,1/0	19:19
Oct. 21	@ FLA	0-0,3/-1	16:33
Oct. 22	vs. NYI	1-0,5/0	20:23
Oct. 25	@ LAK	0-0,0/0	14:46
Oct. 26	@ ANA	0-0,0/0	15:52
Oct. 29	@ SUS	1-1,2/0	17:06
Nov. 1	vs. OTT	1-0,1/0	20:34
Nov. 3	vs. CAR	0-1,0/1	16:57
Nov. 5	vs. BUF	0-0,1/-1	17:36
Nov. 8	vs. EDM	1-0,3/-1	16:54
Nov. 11	@ WSH	0-0,1/-1	18:09
Nov. 13	vs. WSH	0-2,2/3	17:31
Nov. 15	vs. DAL	1-2(W),3/3	15:57
Nov. 17	vs. CGY	0-0,2/-1	18:33
Nov. 19	@ NSH	1-0,3/0	17:29
Nov. 21	vs. BOS	0-1,1/1	21:42
Nov. 25	vs. STL	1-1,3/2	19:03
Nov. 28	@ BUF	0-1,2/-1	17:49
Nov. 29	@ BOS	0-0,2/-2	18:11
Dec. 1	@ PHI	0-1,2/2	16:00
Dec. 3	vs. TOR	1-0(W),2/1	15:26
Dec. 6	vs. DET	0-0,1/-2	17:56
Dec. 8	vs. NSH	0-0,0/1	14:57
Dec. 10	vs. FLA	0-1,2/1	17:18
Dec. 13	vs. SEA	0-0,2/0	17:12
Dec. 15	vs. CBJ	0-0,1/-1	17:06
Dec. 17	@ MTL	0-0,1/1	15:26
Dec. 20	@ TOR	0-0,1/-1	15:36
Dec. 21	@ DET	1-0,5/-1	14:28
Dec. 28	vs. MTL	1-0,1/1	13:35
Dec. 29	vs. NYR	0-0,2/-1	19:31
Dec. 31	vs. ARI	1-0(W),1/0	15:07
Jan. 3	@ CHI	1-0(W),5/1	12:54
Jan. 4	@ MIN	0-0,2/-1	16:47
Jan. 6	@ WPG	0-0,1/1	15:38
Jan. 10	vs. CBJ	0-0,3/0	16:05
Jan. 12	vs. VAN	1-1,1/0	17:30
Jan. 14	@ STL	1-0,3/0	17:46
Jan. 16	@ SEA	0-1,0/0	18:35
Jan. 18	@ VAN	0-2,2/2	18:34
Jan. 19	@ EDM	0-1,3/-1	17:09
Jan. 21	@ CGY	0-0,1/0	18:43
Jan. 24	vs. MIN	0-1,2/0	16:19
Jan. 26	vs. BOS	0-0,4/0	15:51
Jan. 28	vs. LAK	0-0,1/0	15:57
Feb. 6	@ FLA	0-0,0/0	15:43
Feb. 7	vs. SJS	0-0,1/-2	16:56
Feb. 9	vs. COL	0-3,0/2	18:03
Feb. 11	@ DAL	0-2,2/2	17:29
Feb. 14	@ COL	0-0,0/0	17:41
Feb. 15	@ ARI	0-0,3/0	16:20
Feb. 18	@ VGK	0-0,1/-1	16:21
Feb. 21	vs. ANA	0-2,1/0	16:49
Feb. 23	vs. BUF	0-0,0/1	16:46
Feb. 25	@ DET	1-1,2/1	16:30
Feb. 26	@ PIT	0-0,0/0	14:40
Feb. 28	vs. FLA	0-0,3/-1	19:36
Mar. 2	vs. PIT	0-1,1/-1	19:03
Mar. 4	@ BUF	2-0,2/1	18:18
Mar. 5	@ CAR	0-0,2/-1	15:09
Mar. 7	vs. PHI	2-1,4/1	16:09
Mar. 9	vs. VGK	0-0,2/0	19:21
Mar. 11	vs. NYI	0-1,3/1	16:29
Mar. 12	vs. WPG	1-0,6/1	18:56
Mar. 14	@ NJD	1-0,3/0	18:43
Mar. 16	@ NJD	0-0,1/0	19:10
Mar. 18	vs. MTL	0-1,1/0	14:17
Mar. 19	vs. NJD	1-0,2/-2	16:54
Mar. 21	@ MTL	0-0,3/-1	17:56
Mar. 23	@ OTT	0-0,0/-1	16:53
Mar. 25	@ BOS	0-1,2/1	17:10
Mar. 28	@ CAR	1-0,1/2	16:54
Mar. 30	vs. WSH	1-1,1/2	15:41
Apr. 1	vs. NYI	0-1,1/0	17:34
Apr. 5	@ NYR	1-1,1/2	15:28
Apr. 6	@ NYI	0-0,3/-3	16:46
Apr. 8	@ OTT	0-0,2/0	18:15
Apr. 11	vs. TOR	1-0,3/1	17:39
Apr. 13	vs. DET	1-1(W),2/2	19:48

## LEASON

Oct. 12	vs. SEA	DNP	
Oct. 15	@ NYI	DNP	
Oct. 17	@ NYR	0-0,0/-1	12:37
Oct. 18	@ NJD	0-0,0/-1	10:43
Oct. 20	@ BOS	DNP	
Oct. 23	@ DET	DNP	
Oct. 26	Vs TBL	0-0,0/-1	06:40
Oct. 28	@ VGK	DNP	
Oct. 30	Vs TOR	DNP	
Nov. 1	@ SJS	0-0,0/0	06:47
Nov. 3	@ VAN	0-0,1/-1	10:33
Nov. 5	@ SJS	1-1,3/2	10:53
Nov. 6	Vs FLA	0-0,0/-1	09:56
Nov. 9	Vs MIN	0-0,3/0	06:23
Nov. 12	Vs CHI	0-0,1/0	07:35
Nov. 15	Vs DET	0-0,1/0	06:34
Nov. 17	@ WPG	0-0,0/1	09:54
Nov. 19	@ STL	0-0,1/-1	13:05
Nov. 21	@ STL	0-0,1/0	15:39
Nov. 23	Vs NYR	0-0,0/0	13:41
Nov. 25	Vs OTT	0-0,1/0	14:06
Nov. 27	Vs SEA	0-0,0/-1	12:00
Nov. 29	@ NSH	0-0,0/0	11:53
Dec. 1	@ DAL	0-0,0/-1	14:59
Dec. 3	@ MIN	0-0,0/-2	15:14
Dec. 4	@ WPG	1-0,3/0	12:48
Dec. 6	Vs CAR	1-0,3/1	14:03
Dec. 9	Vs SJS	0-0,1/-2	11:06
Dec. 12	@ OTT	0-0,0/0	11:53
Dec. 13	@ TOR	0-0,1/-1	12:23
Dec. 15	@ MTL	0-0,1/0	10:57
Dec. 17	@ EDM	0-0,0/-1	09:41
Dec. 20	@ LAK	0-0,1/-1	11:02
Dec. 21	Vs MIN	0-0,0/-1	09:43
Dec. 23	Vs CGY	0-0,1/0	10:58
Dec. 28	Vs VGK	0-0,0/-1	12:10
Dec. 30	Vs NSH	0-0,3/-1	16:34
Jan. 2	Vs PHI	0-0,0/-1	13:00
Jan. 4	Vs DAL	0-0,0/0	07:23
Jan. 6	Vs SJS	0-0,2/0	09:40
Jan. 8	Vs BOS	0-0,1/-2	11:02
Jan. 11	Vs EDM	0-1,3/1	14:42
Jan. 13	Vs NJD	0-0,1/-1	11:37
Jan. 16	@ PIT	0-0,0/0	08:02
Jan. 17	@ PHI	0-0,1/0	12:45
Jan. 19	@ CBJ	0-0,0/-1	08:17
Jan. 21	@ BUF	DNP	
Jan. 24	@ ARI	DNP	
Jan. 26	@ COL	DNP	
Jan. 28	Vs ARI	DNP	
Feb. 6	@ DAL	DNP	
Feb. 7	@ CHI	1-1,2/2	11:39
Feb. 10	Vs PIT	0-0,1/2	10:39
Feb. 12	@ VGK	0-0,0/3	08:44
Feb. 15	Vs BUF	0-0,1/0	10:36
Feb. 17	Vs LAK	0-0,0/0	07:58
Feb. 20	@ FLA	DNP	
Feb. 21	@ TBL	DNP	
Feb. 23	@ WSH	0-0,3/0	09:34
Feb. 25	@ CAR	DNP	
Feb. 27	Vs CHI	0-0,1/0	08:07
Mar. 1	Vs WSH	0-0,0/-1	05:52
Mar. 3	Vs MTL	DNP	
Mar. 7	@ SEA	DNP	
Mar. 8	@ VAN	DNP	
Mar. 10	@ CGY	1-0(W),1/1	10:47
Mar. 12	Vs NSH	0-0,2/0	09:39
Mar. 15	Vs NYI	DNP	
Mar. 17	Vs CBJ	DNP	
Mar. 19	Vs VAN	DNP	
Mar. 21	Vs CGY	DNP	
Mar. 23	Vs WPG	DNP	
Mar. 25	Vs STL	0-0,1/-1	13:41
Mar. 27	Vs COL	DNP	
Mar. 30	@ SEA	0-0,2/-1	11:19
Apr. 1	@ EDM	DNP	
Apr. 2	@ CGY	0-0,1/-1	12:21
Apr. 5	Vs EDM	DNP	
Apr. 8	@ ARI	DNP	
Apr. 9	Vs COL	1-0,2/1	08:16
Apr. 11	Vs VAN	DNP	
Apr. 13	Vs LAK	DNP	

## LUNDESTROM

Oct. 12	Vs SEA	0-0,3/0	15:15
Oct. 15	@ NYI	0-0,2/-2	13:40
Oct. 17	@ NYR	0-1,3/0	16:03
Oct. 18	@ NJD	0-1,1/1	13:48
Oct. 20	@ BOS	0-0,3/0	17:23
Oct. 23	@ DET	0-0,0/0	12:02
Oct. 26	Vs TBL	0-0,0/-1	10:01
Oct. 28	@ VGK	0-0,0/0	12:45
Oct. 30	Vs TOR	0-1,1/1	15:53
Nov. 1	@ SJS	0-1,0/-1	17:20
Nov. 3	@ VAN	0-0,0/-1	12:02
Nov. 5	@ SJS	0-0,0/-2	15:52
Nov. 6	Vs FLA	1-0,4/0	14:51
Nov. 9	Vs MIN	0-0,0/0	16:49
Nov. 12	Vs CHI	0-0,2/0	14:05
Nov. 15	Vs DET	0-0,0/-1	16:31
Nov. 17	@ WPG	0-0,1/0	14:44
Nov. 19	@ STL	0-0,3/0	12:49
Nov. 21	@ STL	0-1,1/1	13:30
Nov. 23	Vs NYR	0-0,0/0	14:04
Nov. 25	Vs OTT	0-0,1/0	17:28
Nov. 27	Vs SEA	0-0,0/0	11:51
Nov. 29	@ NSH	0-0,2/0	11:40
Dec. 1	@ DAL	0-0,1/-1	06:32
Dec. 3	@ MIN	INJ	
Dec. 4	@ WPG	INJ	
Dec. 6	Vs CAR	INJ	
Dec. 9	Vs SJS	INJ	
Dec. 12	@ OTT	INJ	
Dec. 13	@ TOR	INJ	
Dec. 15	@ MTL	INJ	
Dec. 17	@ EDM	INJ	
Dec. 20	@ LAK	INJ	
Dec. 21	Vs MIN	INJ	
Dec. 23	Vs CGY	INJ	
Dec. 28	Vs VGK	INJ	
Dec. 30	Vs NSH	INJ	
Jan. 2	Vs PHI	INJ	
Jan. 4	Vs DAL	INJ	
Jan. 6	Vs SJS	INJ	
Jan. 8	Vs BOS	INJ	
Jan. 11	Vs EDM	INJ	
Jan. 13	Vs NJD	INJ	
Jan. 16	@ PIT	INJ	
Jan. 17	@ PHI	INJ	
Jan. 19	@ CBJ	0-2,0/1	15:31
Jan. 21	@ BUF	0-0,0/0	13:56
Jan. 24	@ ARI	0-0,3/1	11:38
Jan. 26	@ COL	0-0,0/2	15:50
Jan. 28	Vs ARI	0-0,2/2	16:09
Feb. 6	@ DAL	0-0,1/-1	17:53
Feb. 7	@ CHI	0-1,1/1	16:06
Feb. 10	Vs PIT	0-0,0/2	15:43
Feb. 12	@ VGK	1-1,3/0	14:01
Feb. 15	Vs BUF	0-0,2/-2	15:18
Feb. 17	Vs LAK	0-0,0/0	14:53
Feb. 20	@ FLA	0-0,0/-1	17:07
Feb. 21	@ TBL	0-0,0/-1	16:05
Feb. 23	@ WSH	1-0,1/1	13:16
Feb. 25	@ CAR	0-1,0/0	15:32
Feb. 27	Vs CHI	1-0,2/1	12:23
Mar. 1	Vs WSH	0-0,0/2	16:15
Mar. 3	Vs MTL	0-0,0/0	14:33
Mar. 7	@ SEA	0-0,1/0	12:27
Mar. 8	@ VAN	0-0,2/-1	14:55
Mar. 10	@ CGY	0-0,0/1	13:29
Mar. 12	Vs NSH	0-0,3/0	15:33
Mar. 15	Vs NYI	0-0,1/2	13:38
Mar. 17	Vs CBJ	0-0,0/1	14:18
Mar. 19	Vs VAN	0-0,0/0	13:27
Mar. 21	Vs CGY	0-0,1/-1	13:29
Mar. 23	Vs WPG	0-0,1/0	13:56
Mar. 25	Vs STL	0-0,0/-2	14:20
Mar. 27	Vs COL	0-0,1/-1	15:23
Mar. 30	@ SEA	0-0,0/-1	11:04
Apr. 1	@ EDM	0-0,0/0	13:00
Apr. 2	@ CGY	0-0,2/0	16:19
Apr. 5	Vs EDM	0-0,0/1	12:20
Apr. 8	@ ARI	0-0,1/0	15:58
Apr. 9	Vs COL	0-0,1/-1	15:03
Apr. 11	Vs VAN	0-0,2/0	12:40
Apr. 13	Vs LAK	0-0,0/0	13:56

# 2022-23 PLAYER GAME-BY-GAME



## LYUBUSHKIN (W/BUF)

Oct. 13	vs. OTT	0-1,0/2 14:59
Oct. 15	vs. FLA	0-0,1/-1 12:00
Oct. 18	@ EDM	0-0,0/0 08:36
Oct. 20	@ CGY	DNP
Oct. 22	@ VAN	0-0,1/1 20:37
Oct. 25	@ SEA	0-0,0/0 16:14
Oct. 27	vs. MTL	0-0,1/0 17:41
Oct. 29	vs. CHI	DNP
Oct. 31	vs. DET	DNP
Nov. 2	vs. PIT	DNP
Nov. 4	@ CAR	DNP
Nov. 5	@ TBL	0-0,0/-2 22:14
Nov. 8	vs. ARI	0-0,1/0 13:32
Nov. 10	vs. VGK	0-0,1/0 19:04
Nov. 12	vs. BOS	0-0,0/0 15:53
Nov. 15	vs. VAN	0-0,1/-1 13:01
Nov. 16	@ OTT	0-0,2/0 13:25
Nov. 19	@ TOR	0-0,0/0 12:17
Nov. 22	@ MTL	0-0,0/0 18:22
Nov. 23	vs. STL	0-0,0/0 15:59
Nov. 25	vs. NJD	0-0,0/0 13:50
Nov. 28	vs. TBL	0-0,0/1 14:00
Nov. 30	@ DET	DNP
Dec. 1	vs. COL	DNP
Dec. 4	vs. SJS	DNP
Dec. 7	@ CBJ	DNP
Dec. 9	vs. PIT	DNP
Dec. 10	@ PIT	DNP
Dec. 13	vs. LAK	DNP
Dec. 15	@ COL	DNP
Dec. 17	@ ARI	DNP
Dec. 19	@ VGK	0-0,0/-1 15:37
Dec. 29	vs. DET	0-0,1/1 17:36
Dec. 31	@ BOS	0-1,0/0 11:37
Jan. 1	@ OTT	0-1,0/1 07:45
Jan. 3	@ WSH	0-1,0/1 14:56
Jan. 7	vs. MIN	0-0,0/0 09:54
Jan. 9	vs. PHI	0-0,0/-1 14:14
Jan. 10	vs. SEA	0-0,1/-2 10:40
Jan. 12	vs. WPG	0-0,0/-1 11:54
Jan. 14	@ NSH	0-1,0/2 09:36
Jan. 16	vs. FLA	0-0,1/0 13:08
Jan. 17	@ CHI	0-0,1/-1 13:06
Jan. 19	vs. NYI	0-0,1/0 13:20
Jan. 21	vs. ANA	0-3,3/2 17:32
Jan. 23	@ DAL	0-0,0/-1 13:28
Jan. 24	@ STL	0-0,1/0 14:47
Jan. 26	@ WPG	0-0,1/-1 16:27
Jan. 28	@ MIN	0-0,0/0 14:54
Feb. 1	vs. CAR	0-0,0/-1 14:01
Feb. 11	vs. CGY	0-0,0/-2 16:22
Feb. 13	@ LAK	0-0,0/-1 13:01
Feb. 15	@ ANA	0-0,0/0 14:55
Feb. 18	@ SJS	0-0,1/1 16:26
Feb. 21	vs. TOR	0-0,1/0 14:32
Feb. 23	@ TBL	1-0(W),2/1 12:26
Feb. 24	@ FLA	0-0,1/0 16:55
Feb. 26	vs. WSH	0-1,0/0 17:56
Feb. 28	vs. CBJ	0-0,0/0 14:58
Mar. 2	@ BOS	0-0,1/-1 15:12
Mar. 4	vs. TBL	0-0,1/0 23:17
Mar. 6	vs. EDM	0-0,0/0 16:23
Mar. 7	@ NYI	0-0,1/-2 14:31
Mar. 9	vs. DAL	0-1,1/1 17:15
Mar. 11	vs. NYR	0-1,1/1 15:54
Mar. 13	@ TOR	0-0,1/0 15:36
Mar. 15	@ WSH	1-0,1/2 14:47
Mar. 17	@ PHI	0-0,1/-1 13:37
Mar. 19	vs. BOS	0-0,0/-1 16:40
Mar. 21	vs. NSH	0-0,3/0 18:48
Mar. 24	vs. NJD	0-0,1/-2 20:32
Mar. 25	@ NYI	0-1,1/2 19:24
Mar. 27	vs. MTL	0-0,2/-1 23:50
Mar. 31	vs. NYR	0-0,1/0 12:28
Apr. 1	@ PHI	0-0,0/-1 16:05
Apr. 4	@ FLA	0-0,1/0 10:54
Apr. 6	@ DET	0-0,0/-2 11:17
Apr. 8	vs. CAR	0-0,0/-1 09:30
Apr. 10	@ NYR	0-0,0/0 07:47
Apr. 11	@ NJD	0-0,0/0 10:23
Apr. 13	vs. OTT	0-0,0/0 19:15

## MCGINN (W/PIT)

Oct. 13	vs. ARI	0-0,0/0 12:22
Oct. 15	vs. TBL	0-0,1/0 12:26
Oct. 17	@ MTL	0-0,0/0 11:08
Oct. 20	vs. LAK	0-0,4/1 12:06
Oct. 22	@ CBJ	1-0,1/2 15:25
Oct. 24	@ EDM	0-0,2/-1 13:17
Oct. 25	@ CGY	0-0,2/-2 11:59
Oct. 28	@ VAN	0-0,2/0 13:23
Oct. 29	@ SEA	0-0,1/0 12:14
Nov. 1	vs. BOS	0-2,0/2 13:14
Nov. 2	@ BUF	0-1,0/1 13:36
Nov. 5	vs. SEA	0-0,2/-1 14:45
Nov. 9	@ WSH	1-0(W),4/0 13:10
Nov. 11	@ TOR	1-0(W),2/1 14:17
Nov. 12	@ MTL	1-0,2/0 14:39
Nov. 15	vs. TOR	0-0,2/0 12:04
Nov. 17	@ MIN	1-0(W),1/1 12:53
Nov. 19	@ WPG	0-0,2/0 14:28
Nov. 20	@ CHI	1-0,2/2 13:00
Nov. 23	vs. CGY	0-0,2/0 14:52
Nov. 25	@ PHI	0-0,0/0 13:56
Nov. 26	vs. TOR	0-0,2/0 11:59
Nov. 29	vs. CAR	0-0,2/0 15:05
Dec. 1	vs. VGK	1-1,1/1 13:19
Dec. 3	vs. STL	0-0,1/-1 11:07
Dec. 6	vs. CBJ	0-0,1/0 11:58
Dec. 9	@ BUF	1-0,1/0 15:29
Dec. 10	vs. BUF	0-0,2/0 13:26
Dec. 12	vs. DAL	0-0,0/0 12:04
Dec. 15	@ FLA	0-1,3/0 13:52
Dec. 18	@ CAR	1-0,2/1 13:04
Dec. 20	vs. NYR	0-0,1/-1 15:28
Dec. 22	vs. CAR	1-0,3/-1 14:45
Dec. 27	@ NYI	0-0,0/-1 15:23
Dec. 28	vs. DET	0-0,2/0 14:06
Dec. 30	vs. NJD	0-0,2/0 11:38
Jan. 2	@ BOS	0-0,1/0 11:35
Jan. 5	@ VGK	0-0,1/0 09:34
Jan. 8	@ ARI	0-0,0/1 11:41
Jan. 10	vs. VAN	0-0,1/-2 11:59
Jan. 13	vs. WPG	0-0,0/0 13:39
Jan. 14	@ CAR	0-0,3/-1 11:31
Jan. 16	vs. ANA	0-0,2/0 10:38
Jan. 18	@ OTT	0-0,0/0 11:28
Jan. 20	vs. OTT	0-0,0/0 14:50
Jan. 22	@ NJD	0-0,1/0 14:41
Jan. 24	vs. FLA	0-0,2/-1 13:58
Jan. 26	@ WSH	0-0,0/-1 14:51
Jan. 28	vs. SJS	0-0,5/1 15:12
Feb. 7	vs. COL	0-0,1/0 14:14
Feb. 10	@ ANA	0-0,0/1 13:39
Feb. 11	@ LAK	0-0,1/0 12:09
Feb. 14	@ SJS	0-0,0/0 14:56
Feb. 17	@ NYI	0-0,0/2 10:15
Feb. 18	vs. NJD	0-0,1/0 11:53
Feb. 20	vs. NYI	0-0,1/-1 12:47
Feb. 23	vs. EDM	0-0,0/0 10:55
Feb. 25	@ STL	0-0,2/-1 16:06
Feb. 26	vs. TBL	0-0,0/1 14:38
Feb. 28	@ NSH	0-1,0/1 12:17
Mar. 3	@ MTL	Acquired by ANA
Mar. 7	@ SEA	0-0,1/0 13:45
Mar. 8	@ VAN	1-0,1/1 13:16
Mar. 10	@ CGY	0-0,3/0 13:40
Mar. 12	vs. NSH	0-0,2/-2 12:51
Mar. 15	vs. NYI	0-0,2/-1 11:16
Mar. 17	vs. CBJ	0-1,1/1 11:54
Mar. 19	vs. VAN	0-0,0/0 12:40
Mar. 21	vs. CGY	0-0,0/0 11:56
Mar. 23	vs. WPG	0-0,2/-1 12:29
Mar. 25	vs. STL	0-0,0/-1 13:45
Mar. 27	vs. COL	0-0,0/-1 14:49
Mar. 30	@ SEA	1-0,1/1 13:39
Apr. 1	@ EDM	0-0,0/0 12:14
Apr. 2	@ CGY	0-0,1/-3 12:53
Apr. 5	vs. EDM	0-0,0/0 05:03
Apr. 8	@ ARI	INJ
Apr. 9	vs. COL	INJ
Apr. 11	vs. VAN	INJ
Apr. 13	vs. LAK	INJ

## MCTAVISH

Oct. 12	vs. SEA	0-2,3/0 13:03
Oct. 15	@ NYI	0-0,3/-1 15:05
Oct. 17	@ NYR	0-0,0/-1 15:58
Oct. 18	@ NJD	0-0,1/0 15:55
Oct. 20	@ BOS	0-1,3/0 16:44
Oct. 23	@ DET	0-0,1/-1 16:02
Oct. 26	vs. TBL	0-0,1/0 11:09
Oct. 28	@ VGK	0-0,1/-1 16:07
Oct. 30	vs. TOR	0-0,3/-2 11:04
Nov. 1	@ SJS	0-0,0/0 06:31
Nov. 3	@ VAN	0-1,1/1 09:41
Nov. 5	@ SJS	1-1,2/2 11:33
Nov. 6	vs. FLA	0-0,1/-1 10:47
Nov. 9	vs. MIN	0-0,3/0 14:40
Nov. 12	vs. CHI	0-0,1/0 09:59
Nov. 15	vs. DET	1-0,3/0 12:24
Nov. 17	@ WPG	0-0,3/1 12:01
Nov. 19	@ STL	0-1,2/0 19:00
Nov. 21	@ STL	0-0,2/0 15:46
Nov. 23	vs. NYR	1-0,2/0 14:10
Nov. 25	vs. OTT	0-0,3/0 16:38
Nov. 27	vs. SEA	1-0,3/-1 18:01
Nov. 29	@ NSH	0-0,1/0 11:44
Dec. 1	@ DAL	0-0,2/0 15:30
Dec. 3	@ MIN	0-2,2/0 14:17
Dec. 4	@ WPG	0-0,0/-2 17:18
Dec. 6	vs. CAR	0-1,4/0 18:55
Dec. 9	vs. SJS	0-0,2/-2 16:12
Dec. 12	@ OTT	0-0,2/0 16:10
Dec. 13	@ TOR	0-0,4/-1 15:52
Dec. 15	@ MTL	0-2,3/1 15:09
Dec. 17	@ EDM	0-2,2/0 15:15
Dec. 20	@ LAK	0-0,2/-1 15:46
Dec. 21	vs. MIN	1-0,1/0 12:47
Dec. 23	vs. CGY	1-0,5/-1 15:49
Dec. 28	vs. VGK	0-0,4/-1 16:38
Dec. 30	vs. NSH	0-0,0/-1 16:52
Jan. 2	vs. PHI	0-0,2/-2 20:02
Jan. 4	@ VAN	1-1,4/1 16:20
Jan. 6	vs. SJS	2-2,3/1 17:34
Jan. 8	vs. BOS	0-0,3/-1 22:34
Jan. 11	vs. EDM	0-0,3/0 14:02
Jan. 13	vs. NJD	0-0,2/-1 18:13
Jan. 16	@ PIT	0-1,3/0 17:50
Jan. 17	@ PHI	0-0,2/-2 14:36
Jan. 19	@ CBJ	INJ
Jan. 21	@ BUF	0-0,2/0 15:32
Jan. 24	@ ARI	0-0,3/1 17:56
Jan. 26	@ COL	1-0(W),3/2 16:32
Jan. 28	vs. ARI	0-0,2/0 17:30
Feb. 6	@ DAL	0-0,2/-1 19:19
Feb. 7	@ CHI	0-0,1/0 15:08
Feb. 10	vs. PIT	1-1,2/2 14:56
Feb. 12	@ VGK	0-0,1/-1 17:03
Feb. 15	vs. BUF	0-0,0/-3 14:20
Feb. 17	vs. LAK	1-0,1/-1 16:30
Feb. 20	@ FLA	1-0,4/0 16:43
Feb. 21	@ TBL	0-0,4/-1 15:05
Feb. 23	@ WSH	0-0,0/1 16:19
Feb. 25	@ CAR	0-0,2/-2 15:34
Feb. 27	vs. CHI	0-3,4/3 18:28
Mar. 1	vs. WSH	0-1,1/1 11:29
Mar. 3	vs. MTL	1-0,2/0 14:38
Mar. 7	@ SEA	0-0,0/-1 17:15
Mar. 8	@ VAN	0-1,1/-1 16:39
Mar. 10	@ CGY	0-0,0/0 14:58
Mar. 12	vs. NSH	2-0,3/2 18:18
Mar. 15	vs. NYI	0-0,1/0 17:26
Mar. 17	vs. CBJ	0-1,4/2 18:39
Mar. 19	vs. VAN	0-0,2/-1 16:47
Mar. 21	vs. CGY	0-0,1/-1 15:54
Mar. 23	vs. WPG	0-0,0/0 14:52
Mar. 25	vs. STL	0-1,4/0 16:16
Mar. 27	vs. COL	0-0,4/-1 14:13
Mar. 30	@ SEA	0-0,1/-1 17:09
Apr. 1	@ EDM	0-0,3/-3 13:23
Apr. 2	@ CGY	0-0,0/0 12:37
Apr. 5	vs. EDM	0-0,3/-2 15:06
Apr. 8	@ ARI	0-0,0/0 16:07
Apr. 9	vs. COL	0-0,1/1 15:24
Apr. 11	vs. VAN	1-0,1/0 08:09
Apr. 13	vs. LAK	INJ

# 2022-23 PLAYER GAME-BY-GAME

## SILFVERBERG

Oct. 12	Vs SEA	0-0,1/0 14:40
Oct. 15	@ NYI	0-0,0/-1 10:20
Oct. 17	@ NYR	DNP
Oct. 18	@ NJD	2-3,2/1 14:41
Oct. 20	@ BOS	0-0,1/0 19:28
Oct. 23	@ DET	0-0,2/0 15:57
Oct. 26	Vs TBL	0-0,1/0 15:48
Oct. 28	@ VGK	0-0,3/-2 15:40
Oct. 30	Vs TOR	1-0,4/2 17:10
Nov. 1	@ SJS	0-1,2/-2 17:13
Nov. 3	@ VAN	0-0,1/-1 13:08
Nov. 5	@ SJS	0-0,1/0 15:33
Nov. 6	Vs FLA	0-0,2/-1 15:01
Nov. 9	Vs MIN	0-0,2/0 17:55
Nov. 12	Vs CHI	0-0,5/0 15:35
Nov. 15	Vs DET	0-0,1/-1 14:59
Nov. 17	@ WPG	0-0,2/0 14:12
Nov. 19	@ STL	0-0,1/2 14:02
Nov. 21	@ STL	0-0,2/-1 13:21
Nov. 23	Vs NYR	0-0,0/0 17:18
Nov. 25	Vs OTT	0-0,5/0 15:59
Nov. 27	Vs SEA	0-0,1/0 13:36
Nov. 29	@ NSH	0-0,1/-1 11:24
Dec. 1	@ DAL	0-0,3/0 14:39
Dec. 3	@ MIN	0-0,1/0 14:48
Dec. 4	@ WPG	1-0,3/0 18:10
Dec. 6	Vs CAR	0-1,2/-2 16:06
Dec. 9	Vs SJS	0-0,3/-1 10:39
Dec. 12	@ OTT	0-0,2/0 11:34
Dec. 13	@ TOR	0-0,0/-3 14:00
Dec. 15	@ MTL	0-1,1/2 17:05
Dec. 17	@ EDM	0-0,1/1 18:08
Dec. 20	@ LAK	0-1,3/-1 19:32
Dec. 21	Vs MIN	0-0,1/0 16:29
Dec. 23	Vs CGY	1-0,2/0 17:09
Dec. 28	Vs VGK	0-0,2/-1 15:09
Dec. 30	Vs NSH	0-0,3/0 16:50
Jan. 2	Vs PHI	0-0,1/-1 15:23
Jan. 4	Vs DAL	0-0,0/0 15:23
Jan. 6	Vs SJS	0-1,1/1 14:14
Jan. 8	Vs BOS	0-0,0/-1 12:23
Jan. 11	Vs EDM	0-0,1/0 15:27
Jan. 13	Vs NJD	0-0,4/0 13:38
Jan. 16	@ PIT	0-0,1/-2 13:40
Jan. 17	@ PHI	0-0,1/-1 12:03
Jan. 19	@ CBJ	0-0,3/0 13:44
Jan. 21	@ BUF	0-0,3/-1 14:46
Jan. 24	@ ARI	0-1,1/1 17:52
Jan. 26	@ COL	0-1,1/2 17:29
Jan. 28	Vs ARI	0-0,2/0 15:37
Feb. 6	@ DAL	1-0,2/0 15:24
Feb. 7	@ CHI	0-0,1/0 19:21
Feb. 10	Vs PIT	0-2,2/1 13:45
Feb. 12	@ VGK	0-0,1/1 16:22
Feb. 15	Vs BUF	0-0,0/-1 13:28
Feb. 17	Vs LAK	0-0,2/0 16:02
Feb. 20	@ FLA	0-0,4/-1 15:47
Feb. 21	@ TBL	0-0,0/-1 16:13
Feb. 23	@ WSH	1-0(W),1/3 16:48
Feb. 25	@ CAR	1-0,3/2 14:20
Feb. 27	Vs CHI	1-0,2/0 14:33
Mar. 1	Vs WSH	0-0,4/-1 19:56
Mar. 3	Vs MTL	1-0(W),2/-2 16:13
Mar. 7	@ SEA	0-1,0/1 11:10
Mar. 8	@ VAN	0-0,0/0 15:22
Mar. 10	@ CGY	0-1,1/1 15:50
Mar. 12	Vs NSH	0-1,2/1 14:40
Mar. 15	Vs NYI	0-0,0/-2 13:25
Mar. 17	Vs CBJ	0-0,1/1 13:29
Mar. 19	Vs VAN	0-0,1/0 14:57
Mar. 21	Vs CGY	0-1,2/-1 17:28
Mar. 23	Vs WPG	0-0,1/0 13:26
Mar. 25	Vs STL	0-1,2/0 17:24
Mar. 27	Vs COL	0-1,4/0 16:47
Mar. 30	@ SEA	0-1,0/1 14:58
Apr. 1	@ EDM	0-0,3/-1 16:57
Apr. 2	@ CGY	0-0,2/-3 13:29
Apr. 5	Vs EDM	0-0,2/0 13:18
Apr. 8	@ ARI	0-0,2/0 13:20
Apr. 9	Vs COL	0-0,2/0 14:17
Apr. 11	Vs VAN	0-0,4/0 13:33
Apr. 13	Vs LAK	0-0,1/-1 12:32

## STROME

Oct. 12	Vs SEA	1-2,2/2 18:17
Oct. 15	@ NYI	0-0,2/-1 16:21
Oct. 17	@ NYR	0-0,1/-1 19:35
Oct. 18	@ NJD	0-0,1/-1 18:51
Oct. 20	@ BOS	0-1,2/0 21:37
Oct. 23	@ DET	0-0,0/-1 16:40
Oct. 26	Vs TBL	0-0,1/-1 19:17
Oct. 28	@ VGK	0-0,1/0 19:03
Oct. 30	Vs TOR	0-1,1/0 22:46
Nov. 1	@ SJS	1-0,3/0 19:46
Nov. 3	@ VAN	1-1,1/-3 17:37
Nov. 5	@ SJS	0-0,1/0 18:12
Nov. 6	Vs FLA	1-1,4/1 15:20
Nov. 9	Vs MIN	0-0,1/1 15:29
Nov. 12	Vs CHI	0-0,5/0 16:44
Nov. 15	Vs DET	1-0(W),2/2 17:14
Nov. 17	@ WPG	0-0,2/-1 16:05
Nov. 19	@ STL	0-0,0/-2 16:13
Nov. 21	@ STL	0-0,1/2 14:54
Nov. 23	Vs NYR	0-0,2/-1 16:19
Nov. 25	Vs OTT	0-0,0/-1 14:32
Nov. 27	Vs SEA	0-1,1/0 14:47
Nov. 29	@ NSH	0-0,2/-1 16:17
Dec. 1	@ DAL	0-0,0/-2 14:18
Dec. 3	@ MIN	1-0,2/2 16:21
Dec. 4	@ WPG	0-0,3/-1 16:59
Dec. 6	Vs CAR	1-0(W),1/0 15:44
Dec. 9	Vs SJS	0-0,0/-1 15:31
Dec. 12	@ OTT	0-0,2/-1 15:19
Dec. 13	@ TOR	0-0,3/0 19:01
Dec. 15	@ MTL	0-1,3/0 15:35
Dec. 17	@ EDM	1-1,2/2 16:06
Dec. 20	@ LAK	0-0,2/-2 14:45
Dec. 21	Vs MIN	0-0,2/-1 15:37
Dec. 23	Vs CGY	0-1,1/0 15:28
Dec. 28	Vs VGK	0-0,1/-1 19:00
Dec. 30	Vs NSH	0-0,1/0 16:48
Jan. 2	Vs PHI	1-0,2/0 18:16
Jan. 4	Vs DAL	0-0,2/0 17:41
Jan. 6	Vs SJS	1-0,2/1 21:26
Jan. 8	Vs BOS	0-1,2/-2 17:19
Jan. 11	Vs EDM	0-0,1/-3 13:25
Jan. 13	Vs NJD	0-0,2/-3 13:47
Jan. 16	@ PIT	0-1,3/0 15:19
Jan. 17	@ PHI	0-1,1/0 18:39
Jan. 19	@ CBJ	0-1,1/2 18:59
Jan. 21	@ BUF	0-1,2/0 17:04
Jan. 24	@ ARI	0-0,0/1 15:14
Jan. 26	@ COL	0-0,2/-1 16:59
Jan. 28	Vs ARI	0-0,1/0 15:57
Feb. 6	@ DAL	0-0,1/1 21:38
Feb. 7	@ CHI	0-0,3/-2 15:57
Feb. 10	Vs PIT	0-0,2/-1 16:53
Feb. 12	@ VGK	0-0,2/-1 19:34
Feb. 15	Vs BUF	0-1,1/1 15:47
Feb. 17	Vs LAK	0-0,2/-1 19:20
Feb. 20	@ FLA	0-0,2/0 19:52
Feb. 21	@ TBL	1-0,2/0 17:19
Feb. 23	@ WSH	0-0,1/0 15:53
Feb. 25	@ CAR	0-2,1/2 14:36
Feb. 27	Vs CHI	0-0,2/0 19:36
Mar. 1	Vs WSH	0-0,1/1 18:52
Mar. 3	Vs MTL	0-0,3/-1 16:25
Mar. 7	@ SEA	0-1,4/-1 18:37
Mar. 8	@ VAN	0-1,1/0 15:45
Mar. 10	@ CGY	0-0,3/0 16:23
Mar. 12	Vs NSH	0-0,1/-1 20:54
Mar. 15	Vs NYI	0-1,0/0 14:36
Mar. 17	Vs CBJ	1-1,3/1 14:03
Mar. 19	Vs VAN	1-0,1/1 20:10
Mar. 21	Vs CGY	0-0,1/-1 15:54
Mar. 23	Vs WPG	0-0,2/-1 17:33
Mar. 25	Vs STL	1-0,2/-2 12:51
Mar. 27	Vs COL	0-0,1/-1 14:51
Mar. 30	@ SEA	0-0,2/-1 19:34
Apr. 1	@ EDM	0-0,1/-1 19:43
Apr. 2	@ CGY	0-0,1/1 17:28
Apr. 5	Vs EDM	0-0,1/0 17:28
Apr. 8	@ ARI	1-2,2/0 17:29
Apr. 9	Vs COL	0-1,0/0 16:09
Apr. 11	Vs VAN	0-0,0/0 16:07
Apr. 13	Vs LAK	0-1,1/-1 11:25

## TERRY

Oct. 12	Vs SEA	2-1(W),4/3 19:20
Oct. 15	@ NYI	1-0,3/-2 19:27
Oct. 17	@ NYR	0-2,3/1 15:53
Oct. 18	@ NJD	0-0,1/-1 21:38
Oct. 20	@ BOS	0-0,2/0 18:43
Oct. 23	@ DET	0-1,3/1 16:04
Oct. 26	Vs TBL	1-1,4/0 18:56
Oct. 28	@ VGK	0-0,2/0 20:22
Oct. 30	Vs TOR	0-1,3/-1 22:23
Nov. 1	@ SJS	0-2,7/0 23:26
Nov. 3	@ VAN	1-2,1/2 21:32
Nov. 5	@ SJS	0-1,2/-1 23:45
Nov. 6	Vs FLA	0-1,6/1 20:20
Nov. 9	Vs MIN	0-0,4/-2 18:19
Nov. 12	Vs CHI	1-1,2/0 18:53
Nov. 15	Vs DET	0-0,3/1 21:40
Nov. 17	@ WPG	1-0,3/1 18:58
Nov. 19	@ STL	0-0,5/-1 17:18
Nov. 21	@ STL	0-0,6/0 21:36
Nov. 23	Vs NYR	1-0(W),4/1 19:20
Nov. 25	Vs OTT	0-0,2/-1 18:05
Nov. 27	Vs SEA	1-1,2/-2 20:08
Nov. 29	@ NSH	1-0,5/1 21:50
Dec. 1	@ DAL	0-0,1/-1 18:48
Dec. 3	@ MIN	1-1,6/0 22:08
Dec. 4	@ WPG	0-0,2/0 19:41
Dec. 6	Vs CAR	0-1,2/1 24:56
Dec. 9	Vs SJS	0-0,1/-1 21:08
Dec. 12	@ OTT	0-0,2/0 19:54
Dec. 13	@ TOR	0-0,3/-1 21:53
Dec. 15	@ MTL	1-0,1/1 18:59
Dec. 17	@ EDM	0-0,3/1 19:53
Dec. 20	@ LAK	0-0,2/0 17:03
Dec. 21	Vs MIN	0-0,3/-1 18:55
Dec. 23	Vs CGY	0-1,4/-1 18:58
Dec. 28	Vs VGK	0-2,0/2 24:27
Dec. 30	Vs NSH	0-0,4/-2 17:44
Jan. 2	Vs PHI	0-0,2/-2 19:49
Jan. 4	Vs DAL	0-1,0/1 18:32
Jan. 6	Vs SJS	0-1,1/-2 18:22
Jan. 8	Vs BOS	0-0,4/-1 21:32
Jan. 11	Vs EDM	0-0,1/-1 15:56
Jan. 13	Vs NJD	0-1,5/1 19:49
Jan. 16	@ PIT	0-2,3/-1 19:52
Jan. 17	@ PHI	0-0,1/-3 17:47
Jan. 19	@ CBJ	0-2,4/1 19:42
Jan. 21	@ BUF	0-0,2/-1 20:39
Jan. 24	@ ARI	1-2,5/2 17:59
Jan. 26	@ COL	0-1,2/0 16:38
Jan. 28	Vs ARI	0-0,4/-1 18:53
Feb. 6	@ DAL	0-0,1/0 02:26
Feb. 7	@ CHI	INJ
Feb. 10	Vs PIT	INJ
Feb. 12	@ VGK	INJ
Feb. 15	Vs BUF	INJ
Feb. 17	Vs LAK	INJ
Feb. 20	@ FLA	INJ
Feb. 21	@ TBL	INJ
Feb. 23	@ WSH	1-0,1/0 17:31
Feb. 25	@ CAR	1-0(W),2/-1 18:41
Feb. 27	Vs CHI	1-1,4/2 19:55
Mar. 1	Vs WSH	1-0,2/2 20:14
Mar. 3	Vs MTL	0-0,1/0 18:46
Mar. 7	@ SEA	0-0,1/-1 22:17
Mar. 8	@ VAN	1-0,2/-2 18:07
Mar. 10	@ CGY	0-0,0/0 16:50
Mar. 12	Vs NSH	1-0,5/2 20:40
Mar. 15	Vs NYI	0-1,3/1 19:11
Mar. 17	Vs CBJ	1-1,2/2 18:33
Mar. 19	Vs VAN	0-1,1/1 17:48
Mar. 21	Vs CGY	0-0,0/-1 14:36
Mar. 23	Vs WPG	0-1,1/0 20:00
Mar. 25	Vs STL	1-1,3/0 14:23
Mar. 27	Vs COL	DNP
Mar. 30	@ SEA	DNP
Apr. 1	@ EDM	DNP
Apr. 2	@ CGY	DNP
Apr. 5	Vs EDM	1-0,6/-2 22:13
Apr. 8	@ ARI	DNP
Apr. 9	Vs COL	0-1,1/2 21:19
Apr. 11	Vs VAN	0-1,4/0 22:11
Apr. 13	Vs LAK	1-1,3/0 22:11

# 2022-23 PLAYER GAME-BY-GAME



## WHITE

Oct. 12	Vs SEA	DNP	
Oct. 15	@ NYI	DNP	
Oct. 17	@ NYR	0-0,1/-1	13:38
Oct. 18	@ NJD	DNP	
Oct. 20	@ BOS	DNP	
Oct. 23	@ DET	DNP	
Oct. 26	Vs TBL	DNP	
Oct. 28	@ VGK	DNP	
Oct. 30	Vs TOR	0-0,1/0	06:31
Nov. 1	@ SJS	DNP	
Nov. 3	@ VAN	DNP	
Nov. 5	@ SJS	0-0,1/0	07:26
Nov. 6	Vs FLA	DNP	
Nov. 9	Vs MIN	DNP	
Nov. 12	Vs CHI	0-0,1/0	12:53
Nov. 15	Vs DET	0-0,0/0	10:51
Nov. 17	@ WPG	0-0,2/1	13:37
Nov. 19	@ STL	0-0,1/-2	15:17
Nov. 21	@ STL	0-0,0/0	13:32
Nov. 23	Vs NYR	0-0,1/-1	12:28
Nov. 25	Vs OTT	0-1,0/0	14:20
Nov. 27	Vs SEA	0-0,0/-1	17:58
Nov. 29	@ NSH	0-0,1/-1	20:14
Dec. 1	@ DAL	DNP	
Dec. 3	@ MIN	DNP	
Dec. 4	@ WPG	0-0,0/1	10:06
Dec. 6	Vs CAR	0-0,0/0	08:46
Dec. 9	Vs SJS	DNP	
Dec. 12	@ OTT	DNP	
Dec. 13	@ TOR	0-0,1/-1	14:20
Dec. 15	@ MTL	DNP	
Dec. 17	@ EDM	0-0,0/0	09:24
Dec. 20	@ LAK	DNP	
Dec. 21	Vs MIN	DNP	
Dec. 23	Vs CGY	DNP	
Dec. 28	Vs VGK	DNP	
Dec. 30	Vs NSH	DNP	
Jan. 2	Vs PHI	DNP	
Jan. 4	Vs DAL	DNP	
Jan. 6	Vs SJS	0-1,3/1	12:20
Jan. 8	Vs BOS	0-0,0/-1	10:39
Jan. 11	Vs EDM	DNP	
Jan. 13	Vs NJD	DNP	
Jan. 16	@ PIT	DNP	
Jan. 17	@ PHI	DNP	
Jan. 19	@ CBJ	DNP	
Jan. 21	@ BUF	DNP	
Jan. 24	@ ARI	0-0,2/0	16:10
Jan. 26	@ COL	0-0,1/1	13:42
Jan. 28	Vs ARI	DNP	
Feb. 6	@ DAL	DNP	
Feb. 7	@ CHI	0-0,0/-1	17:52
Feb. 10	Vs PIT	0-0,2/-1	17:11
Feb. 12	@ VGK	0-1,1/-1	13:50
Feb. 15	Vs BUF	DNP	
Feb. 17	Vs LAK	0-0,1/0	16:00
Feb. 20	@ FLA	DNP	
Feb. 21	@ TBL	0-0,0/-2	18:20
Feb. 23	@ WSH	0-1,0/1	14:23
Feb. 25	@ CAR	DNP	
Feb. 27	Vs CHI	DNP	
Mar. 1	Vs WSH	0-0,0/-2	12:51
Mar. 3	Vs MTL	0-0,2/0	14:50
Mar. 7	@ SEA	0-0,0/0	17:31
Mar. 8	@ VAN	0-0,0/1	16:39
Mar. 10	@ CGY	0-0,0/0	16:01
Mar. 12	Vs NSH	0-1,1/-1	16:47
Mar. 15	Vs NYI	0-0,2/-3	15:16
Mar. 17	Vs CBJ	0-1,0/1	17:46
Mar. 19	Vs VAN	0-0,0/0	13:42
Mar. 21	Vs CGY	0-0,0/-1	16:16
Mar. 23	Vs WPG	0-0,0/-2	15:14
Mar. 25	Vs STL	0-0,0/-2	14:43
Mar. 27	Vs COL	0-0,0/0	15:23
Mar. 30	@ SEA	0-0,1/-1	16:04
Apr. 1	@ EDM	0-0,0/-2	13:15
Apr. 2	@ CGY	0-0,0/1	14:39
Apr. 5	Vs EDM	0-0,2/0	17:52
Apr. 8	@ ARI	0-0,1/-1	17:05
Apr. 9	Vs COL	0-0,1/2	17:43
Apr. 11	Vs VAN	DNP	
Apr. 13	Vs LAK	0-0,0/1	16:58

## VAAKANAINEN

Oct. 12	Vs SEA	INJ	
Oct. 15	@ NYI	INJ	
Oct. 17	@ NYR	INJ	
Oct. 18	@ NJD	INJ	
Oct. 20	@ BOS	INJ	
Oct. 23	@ DET	INJ	
Oct. 26	Vs TBL	INJ	
Oct. 28	@ VGK	INJ	
Oct. 30	Vs TOR	INJ	
Nov. 1	@ SJS	INJ	
Nov. 3	@ VAN	INJ	
Nov. 5	@ SJS	INJ	
Nov. 6	Vs FLA	INJ	
Nov. 9	Vs MIN	INJ	
Nov. 12	Vs CHI	INJ	
Nov. 15	Vs DET	INJ	
Nov. 17	@ WPG	INJ	
Nov. 19	@ STL	INJ	
Nov. 21	@ STL	INJ	
Nov. 23	Vs NYR	INJ	
Nov. 25	Vs OTT	INJ	
Nov. 27	Vs SEA	INJ	
Nov. 29	@ NSH	0-0,1/-1	14:52
Dec. 1	@ DAL	0-0,0/2	19:56
Dec. 3	@ MIN	0-0,2/-1	20:19
Dec. 4	@ WPG	0-0,1/-1	15:17
Dec. 6	Vs CAR	0-0,2/1	17:06
Dec. 9	Vs SJS	0-0,0/-1	16:43
Dec. 12	@ OTT	0-0,1/0	19:16
Dec. 13	@ TOR	DNP	
Dec. 15	@ MTL	0-0,1/0	15:49
Dec. 17	@ EDM	0-0,0/0	10:49
Dec. 20	@ LAK	DNP	
Dec. 21	Vs MIN	DNP	
Dec. 23	Vs CGY	DNP	
Dec. 28	Vs VGK	0-0,1/-1	15:13
Dec. 30	Vs NSH	0-1,1/-1	19:50
Jan. 2	Vs PHI	0-0,0/0	16:00
Jan. 4	Vs DAL	0-0,2/0	18:36
Jan. 6	Vs SJS	0-0,0/0	13:36
Jan. 8	Vs BOS	0-0,3/-2	15:12
Jan. 11	Vs EDM	0-0,0/0	15:42
Jan. 13	Vs NJD	0-0,4/-4	17:13
Jan. 16	@ PIT	0-0,2/0	16:35
Jan. 17	@ PHI	0-0,1/-1	18:19
Jan. 19	@ CBJ	0-0,0/-1	17:33
Jan. 21	@ BUF	DNP	
Jan. 24	@ ARI	0-0,4/0	15:25
Jan. 26	@ COL	0-0,1/-2	17:54
Jan. 28	Vs ARI	0-1,0/1	11:17
Feb. 6	@ DAL	INJ	
Feb. 7	@ CHI	INJ	
Feb. 10	Vs PIT	INJ	
Feb. 12	@ VGK	INJ	
Feb. 15	Vs BUF	INJ	
Feb. 17	Vs LAK	INJ	
Feb. 20	@ FLA	INJ	
Feb. 21	@ TBL	INJ	
Feb. 23	@ WSH	INJ	
Feb. 25	@ CAR	INJ	
Feb. 27	Vs CHI	INJ	
Mar. 1	Vs WSH	INJ	
Mar. 3	Vs MTL	INJ	
Mar. 7	@ SEA	INJ	
Mar. 8	@ VAN	INJ	
Mar. 10	@ CGY	INJ	
Mar. 12	Vs NSH	INJ	
Mar. 15	Vs NYI	INJ	
Mar. 17	Vs CBJ	INJ	
Mar. 19	Vs VAN	INJ	
Mar. 21	Vs CGY	INJ	
Mar. 23	Vs WPG	INJ	
Mar. 25	Vs STL	INJ	
Mar. 27	Vs COL	INJ	
Mar. 30	@ SEA	INJ	
Apr. 1	@ EDM	INJ	
Apr. 2	@ CGY	INJ	
Apr. 5	Vs EDM	INJ	
Apr. 8	@ ARI	INJ	
Apr. 9	Vs COL	INJ	
Apr. 11	Vs VAN	INJ	
Apr. 13	Vs LAK	INJ	

## VATRANO

Oct. 12	Vs SEA	1-0,3/1	16:07
Oct. 15	@ NYI	0-0,2/-2	16:29
Oct. 17	@ NYR	1-0,1/0	17:53
Oct. 18	@ NJD	0-0,3/-1	17:10
Oct. 20	@ BOS	1-0,5/0	19:19
Oct. 23	@ DET	0-0,1/-2	15:49
Oct. 26	Vs TBL	0-0,4/0	17:45
Oct. 28	@ VGK	0-0,4/-1	19:20
Oct. 30	Vs TOR	0-1,5/1	19:07
Nov. 1	@ SJS	1-0,6/3	19:14
Nov. 3	@ VAN	0-0,2/-1	13:57
Nov. 5	@ SJS	0-0,3/0	17:21
Nov. 6	Vs FLA	0-0,3/0	15:24
Nov. 9	Vs MIN	0-1,3/1	18:48
Nov. 12	Vs CHI	0-0,5/-1	18:51
Nov. 15	Vs DET	0-0,5/0	21:34
Nov. 17	@ WPG	0-0,2/-1	17:35
Nov. 19	@ STL	0-0,2/-2	17:32
Nov. 21	@ STL	0-0,0/1	14:15
Nov. 23	Vs NYR	0-0,3/0	18:56
Nov. 25	Vs OTT	0-0,0/-1	13:49
Nov. 27	Vs SEA	0-1,3/0	17:01
Nov. 29	@ NSH	0-0,1/-1	17:42
Dec. 1	@ DAL	0-0,3/-2	13:52
Dec. 3	@ MIN	0-1,2/1	18:22
Dec. 4	@ WPG	0-1,6/-1	17:22
Dec. 6	Vs CAR	0-1,2/1	18:11
Dec. 9	Vs SJS	0-0,3/0	16:14
Dec. 12	@ OTT	0-0,7/-1	17:00
Dec. 13	@ TOR	0-0,3/-2	24:12
Dec. 15	@ MTL	1-1,5/1	21:34
Dec. 17	@ EDM	0-1,2/2	22:03
Dec. 20	@ LAK	1-0,4/-2	18:04
Dec. 21	Vs MIN	0-0,1/0	14:04
Dec. 23	Vs CGY	0-1,2/-1	20:13
Dec. 28	Vs VGK	0-0,1/-2	16:06
Dec. 30	Vs NSH	0-0,2/-1	15:05
Jan. 2	Vs PHI	0-0,3/0	20:40
Jan. 4	Vs DAL	0-0,2/0	17:59
Jan. 6	Vs SJS	0-1,2/1	19:02
Jan. 8	Vs BOS	0-1,3/0	15:30
Jan. 11	Vs EDM	0-0,0/-2	13:38
Jan. 13	Vs NJD	0-0,2/-4	16:33
Jan. 16	@ PIT	0-0,1/-3	15:33
Jan. 17	@ PHI	1-0,3/-1	13:03
Jan. 19	@ CBJ	0-0,1/0	14:38
Jan. 21	@ BUF	0-0,2/-2	13:39
Jan. 24	@ ARI	1-1,4/1	15:14
Jan. 26	@ COL	3-0,8/3	15:52
Jan. 28	Vs ARI	0-0,7/0	17:44
Feb. 6	@ DAL	0-1,5/0	14:15
Feb. 7	@ CHI	1-0(W),1/2	16:07
Feb. 10	Vs PIT	0-0,0/0	15:55
Feb. 12	@ VGK	1-0,3/1	14:36
Feb. 15	Vs BUF	0-0,1/-3	14:07
Feb. 17	Vs LAK	1-1,6/1	17:07
Feb. 20	@ FLA	1-0,4/0	15:24
Feb. 21	@ TBL	0-0,1/-2	18:40
Feb. 23	@ WSH	0-0,4/0	15:49
Feb. 25	@ CAR	0-0,0/0	13:37
Feb. 27	Vs CHI	0-2,2/1	15:16
Mar. 1	Vs WSH	0-0,2/-1	15:23
Mar. 3	Vs MTL	0-0,4/-1	13:59
Mar. 7	@ SEA	0-0,2/0	12:32
Mar. 8	@ VAN	0-0,2/0	15:11
Mar. 10	@ CGY	0-1,0/1	14:19
Mar. 12	Vs NSH	1-0,1/0	13:17
Mar. 15	Vs NYI	0-1,3/-2	17:20
Mar. 17	Vs CBJ	0-0,4/0	15:00
Mar. 19	Vs VAN	0-0,2/0	15:37
Mar. 21	Vs CGY	1-0,4/0	15:19
Mar. 23	Vs WPG	1-0,3/-1	16:27
Mar. 25	Vs STL	DNP	
Mar. 27	Vs COL	0-0,1/0	16:31
Mar. 30	@ SEA	0-0,4/-1	19:42
Apr. 1	@ EDM	0-0,6/-2	17:25
Apr. 2	@ CGY	2-1,3/3	17:37
Apr. 5	Vs EDM	0-0,3/0	20:06
Apr. 8	@ ARI	0-0,3/-1	15:31
Apr. 9	Vs COL	2-0,4/1	16:37
Apr. 11	Vs VAN	0-0,4/0	16:23
Apr. 13	Vs LAK	0-0,2/-1	13:24

# 2022-23 PLAYER GAME-BY-GAME

## ZEGRAS

Oct. 12	Vs SEA	1-1,2/-1	18:09
Oct. 15	@ NYI	0-0,2/-2	18:41
Oct. 17	@ NYR	1-0,2/1	15:27
Oct. 18	@ NJD	0-0,0/-1	21:31
Oct. 20	@ BOS	0-0,1/0	19:55
Oct. 23	@ DET	1-0,3/1	17:30
Oct. 26	Vs TBL	1-0,4/0	18:52
Oct. 28	@ VGK	0-0,3/-1	19:18
Oct. 30	Vs TOR	2-0(W),3/1	22:42
Nov. 1	@ SJS	0-1,1/2	22:46
Nov. 3	@ VAN	1-1,6/0	21:16
Nov. 5	@ SJS	0-2,0/0	19:04
Nov. 6	Vs FLA	0-0,2/0	17:58
Nov. 9	Vs MIN	0-0,6/-2	17:56
Nov. 12	Vs CHI	0-1,1/-1	23:06
Nov. 15	Vs DET	0-2,1/2	24:23
Nov. 17	@ WPG	1-0,5/0	20:20
Nov. 19	@ STL	0-0,0/-2	16:51
Nov. 21	@ STL	0-0,3/-1	22:24
Nov. 23	Vs NYR	0-1,3/1	18:37
Nov. 25	Vs OTT	0-0,2/-1	17:15
Nov. 27	Vs SEA	0-3,3/-2	19:17
Nov. 29	@ NSH	0-0,1/0	21:14
Dec. 1	@ DAL	0-0,1/0	20:22
Dec. 3	@ MIN	1-1,3/0	20:59
Dec. 4	@ WPG	0-0,2/-2	19:22
Dec. 6	Vs CAR	0-0,4/0	20:44
Dec. 9	Vs SJS	1-0,5/-1	20:44
Dec. 12	@ OTT	0-0,0/0	18:55
Dec. 13	@ TOR	0-0,1/-2	19:14
Dec. 15	@ MTL	0-2,3/1	20:49
Dec. 17	@ EDM	0-0,0/0	18:32
Dec. 20	@ LAK	0-0,1/0	17:01
Dec. 21	Vs MIN	0-0,2/-1	18:11
Dec. 23	Vs CGY	0-0,0/-2	22:20
Dec. 28	Vs VGK	0-2,7/2	22:26
Dec. 30	Vs NSH	0-0,1/-2	18:48
Jan. 2	Vs PHI	0-1,9/-1	21:56
Jan. 4	Vs DAL	0-1,2/0	18:00
Jan. 6	Vs SJS	1-0,3/0	22:48
Jan. 8	Vs BOS	1-0,2/-2	18:22
Jan. 11	Vs EDM	0-0,1/-4	15:04
Jan. 13	Vs NJD	1-0,3/-4	19:02
Jan. 16	@ PIT	1-1,2/0	17:53
Jan. 17	@ PHI	0-1,0/-1	19:04
Jan. 19	@ CBJ	1-1(W),4/2	21:09
Jan. 21	@ BUF	2-1,4/0	18:55
Jan. 24	@ ARI	0-1,3/1	14:31
Jan. 26	@ COL	0-0,2/0	17:47
Jan. 28	Vs ARI	1-0(W),3/0	16:59
Feb. 6	@ DAL	0-1,2/1	23:12
Feb. 7	@ CHI	0-0,2/-2	16:02
Feb. 10	Vs PIT	1-0,5/-1	18:04
Feb. 12	@ VGK	0-1,0/0	19:48
Feb. 15	Vs BUF	0-1,1/1	17:23
Feb. 17	Vs LAK	0-1,1/-1	20:47
Feb. 20	@ FLA	0-0,2/-1	18:24
Feb. 21	@ TBL	0-1,4/0	18:13
Feb. 23	@ WSH	0-0,2/1	17:05
Feb. 25	@ CAR	0-2,0/3	15:27
Feb. 27	Vs CHI	0-0,0/0	21:04
Mar. 1	Vs WSH	1-1,3/1	16:59
Mar. 3	Vs MTL	0-1,2/-1	17:02
Mar. 7	@ SEA	1-0,3/-1	20:41
Mar. 8	@ VAN	0-1,3/0	16:35
Mar. 10	@ CGY	0-0,1/1	16:36
Mar. 12	Vs NSH	0-1,5/0	19:31
Mar. 15	Vs NYI	0-1,1/0	16:32
Mar. 17	Vs CBJ	1-0,4/1	13:37
Mar. 19	Vs VAN	0-0,2/0	19:50
Mar. 21	Vs CGY	0-0,3/-1	18:17
Mar. 23	Vs WPG	0-0,1/-1	18:22
Mar. 25	Vs STL	0-1,3/-2	13:40
Mar. 27	Vs COL	0-0,1/0	09:56
Mar. 30	@ SEA	INJ	
Apr. 1	@ EDM	0-0,3/-1	19:08
Apr. 2	@ CGY	0-1,2/2	18:21
Apr. 5	Vs EDM	0-0,1/-1	20:24
Apr. 8	@ ARI	0-1,0/-1	17:14
Apr. 9	Vs COL	0-1,2/0	18:10
Apr. 11	Vs VAN	0-2,2/1	18:52
Apr. 13	Vs LAK	1-0,1/0	15:15



# 2022-23 TRANSACTIONS



June 1, 2022	Signed RW <b>Pavol Regenda</b> to a two-year contract.
July 13, 2022	Signed C <b>Ryan Strome</b> to a five-year contract, RW <b>Frank Vatrano</b> to a three-year contract, and C <b>Glenn Gawdin</b> to a two-year contract.
July 14, 2022	Signed C <b>Chase De Leo</b> and D <b>Colton White</b> to two-year contracts and C <b>Justin Kirkland</b> and D <b>Austin Strand</b> to one-year contracts.
July 16, 2022	Signed D <b>Pavel Mintyukov</b> to a three-year entry-level contract.
July 22, 2022	Signed D <b>Urho Vaakanainen</b> to a two-year contract extension and D <b>Simon Benoit</b> and G <b>Olle Eriksson Ek</b> to one-year contract extensions.
July 27, 2022	Signed D <b>Olli Juolevi</b> to a one-year contract.
July 28, 2022	Signed C <b>Nathan Gaucher</b> to a three-year entry-level contract.
July 30, 2022	Signed D <b>John Klingberg</b> to a one-year contract.
Aug. 31, 2022	Acquired D <b>Dmitry Kulikov</b> from Minnesota in exchange for future considerations.
Sep. 7, 2022	Signed C <b>Brent Gates</b> , D <b>Josh Healey</b> and RW <b>Dmitry Osipov</b> to professional tryouts (PTO).
Sep. 9, 2022	Signed D <b>Nathan Beaulieu</b> to a professional tryout (PTO).
Sep. 21, 2022	Signed C Rocco Grimaldi, LW <b>Logan Nijhoff</b> and D <b>Luka Profaca</b> to professional tryouts (PTO).
Sep. 27, 2022	Assigned D <b>Pavel Mintyukov</b> to Saginaw (OHL) and RW <b>Sasha Pastujov</b> to Guelph (OHL).
Sep. 28, 2022	Signed D <b>Tyson Hinds</b> to a three-year entry-level contract.
Sep. 29, 2022	Assigned G <b>Gage Alexander</b> to <b>Swift Current</b> (WHL), D <b>Tyson Hinds</b> to Sherbrooke (QMJHL), LW <b>Sean Tschigerl</b> to Calgary (WHL) and D <b>Olen Zellweger</b> to Everett (WHL).
Sep. 30, 2022	Assigned D <b>Hunter Drew</b> , LW <b>Maxim Golod</b> , RW <b>Jacob Perreault</b> and LW <b>Brayden Tracey</b> to San Diego (AHL). Released D <b>Nikolas Brouillard</b> , C <b>Brent Gates</b> , D <b>Josh Healey</b> , LW <b>Logan Nijhoff</b> and D <b>Luka Profaca</b> from PTOs.
Oct. 1, 2022	Signed D <b>Nathan Beaulieu</b> to a one-year contract. Assigned RW <b>Bryce Kindopp</b> to San Diego (AHL).
Oct. 2, 2022	Assigned D <b>Axel Andersson</b> , D <b>Drew Helleson</b> and G <b>Olle Eriksson Ek</b> to San Diego (AHL). Released RW <b>Dmitry Osipov</b> from a professional tryout (PTO).
Oct. 3, 2022	Assigned C <b>Benoit-Olivier Groulx</b> , C <b>Danny O'Regan</b> and D <b>Austin Strand</b> to San Diego (AHL). Waived C <b>Chase De Leo</b> , C <b>Justin Kirkland</b> and D <b>Olli Juolevi</b> .
Oct. 4, 2022	Assigned C <b>Chase De Leo</b> , C <b>Justin Kirkland</b> and D <b>Olli Juolevi</b> to San Diego (AHL).
Oct. 5, 2022	Assigned G <b>Lukas Dostal</b> to San Diego (AHL).
Oct. 9, 2022	Waived D <b>Josh Mahura</b> .
Oct. 10, 2022	Claimed RW <b>Brett Leason</b> on waivers from Washington. Waived C <b>Glenn Gawdin</b> . Released C <b>Rocco Grimaldi</b> from a professional tryout (PTO).
Oct. 11, 2022	Assigned C <b>Glenn Gawdin</b> to San Diego (AHL).
Oct. 31, 2022	Recalled C <b>Glenn Gawdin</b> from San Diego (AHL). Assigned RW <b>Pavol Regenda</b> to San Diego. Assigned C <b>Sam Carrick</b> to San Diego on a Conditioning Loan.
Nov. 9, 2022	Recalled RW <b>Pavol Regenda</b> from San Diego (AHL).
Nov. 10, 2022	Reassigned C <b>Glenn Gawdin</b> to San Diego (AHL).
Nov. 11, 2022	Recalled C <b>Glenn Gawdin</b> and D <b>Austin Strand</b> from San Diego (AHL).
Nov. 12, 2022	Recalled C <b>Sam Carrick</b> from San Diego (AHL).
Nov. 13, 2022	Reassigned <b>Glenn Gawdin</b> and D <b>Austin Strand</b> to San Diego (AHL)
Nov. 14, 2022	Recalled D <b>Austin Strand</b> from San Diego (AHL).
Nov. 15, 2022	Recalled D <b>Drew Helleson</b> from San Diego (AHL).

# 2022-23 TRANSACTIONS

Nov. 19, 2022	Reassigned D <b>Drew Helleson</b> to San Diego (AHL).
Nov. 22, 2022	Reassigned D <b>Austin Strand</b> to San Diego (AHL).
Nov. 26, 2022	Assigned D <b>Urho Vaakanainen</b> to San Diego (AHL) on a Conditioning Loan.
Nov. 27, 2022	Recalled D <b>Urho Vaakanainen</b> from San Diego (AHL).
Dec. 5, 2022	Reassigned RW <b>Pavol Regenda</b> to San Diego (AHL).
Dec. 6, 2022	Claimed C <b>Jayson Megna</b> on waivers from Colorado.
Dec. 10, 2022	Recalled G <b>Lukas Dostal</b> from San Diego (AHL).
Dec. 14, 2022	Recalled G <b>Olle Eriksson Ek</b> from San Diego (AHL).
Dec. 19, 2022	Acquired D <b>Michael Del Zotto</b> from Florida as part of a three-team trade. Sent C <b>Danny O'Regan</b> to Detroit. Assigned D <b>Colton White</b> to San Diego (AHL) on a Conditioning Loan.
Dec. 20, 2022	Recalled C <b>Justin Kirkland</b> from San Diego (AHL).
Dec. 24, 2022	Reassigned G <b>Olle Eriksson Ek</b> and C <b>Justin Kirkland</b> to San Diego (AHL).
Dec. 28, 2022	Recalled C <b>Justin Kirkland</b> from San Diego (AHL).
Dec. 30, 2022	Signed G <b>Gage Alexander</b> to a three-year entry-level contract. Assigned Alexander to San Diego (AHL).
Jan. 1, 2023	Reassigned G <b>Lukas Dostal</b> to San Diego (AHL).
Jan. 2, 2023	Recalled D <b>Colton White</b> from San Diego (AHL).
Jan. 3, 2023	Reassigned C <b>Justin Kirkland</b> to San Diego (AHL).
Jan. 4, 2023	Recalled C <b>Justin Kirkland</b> from San Diego (AHL).
Jan. 5, 2023	Assigned D <b>Nathan Beaulieu</b> to San Diego (AHL) on a Conditioning Loan.
Jan. 15, 2023	Recalled D <b>Nathan Beaulieu</b> from San Diego (AHL).
Feb. 10, 2023	Recalled G <b>Olle Eriksson Ek</b> from San Diego (AHL).
Feb. 11, 2023	Recalled G <b>Lukas Dostal</b> from San Diego (AHL). Reassigned G <b>Olle Eriksson Ek</b> to San Diego.
Feb. 22, 2023	Waived C <b>Justin Kirkland</b> .
Feb. 23, 2023	Acquired LW <b>Josiah Slavin</b> from Chicago for D <b>Hunter Drew</b> . Assigned Slavin to San Diego (AHL). Loaned C <b>Justin Kirkland</b> to San Diego.
Feb. 28, 2023	Acquired a 2024 third-round draft selection from San Jose for D <b>Henry Thrun</b> . Claimed D <b>Scott Harrington</b> on waivers from New Jersey.
Mar. 2, 2023	Acquired C <b>Dylan Sikura</b> from Chicago for LW <b>Maxim Golod</b> . Assigned Sikura to San Diego (AHL). Signed RW <b>Jaxsen Wiebe</b> to a three-year entry-level contract.
Mar. 3, 2023	Acquired LW <b>Brock McGinn</b> and a 2024 third-round draft selection from Pittsburgh for D <b>Dmitry Kulikov</b> . Acquired D <b>Andrej Sustr</b> , the rights to C <b>Nikita Nesterenko</b> and a 2025 fourth-round draft selection for D <b>John Klingberg</b> . Acquired D <b>Chase Priske</b> from Buffalo for D <b>Austin Strand</b> . Assigned Sustr and Priske to San Diego (AHL).
Mar. 15, 2023	Signed C <b>Nikita Nesterenko</b> to a two-year entry level contract through the 2023-24 season.
Mar. 29, 2023	Recalled D <b>Andrej Sustr</b> from San Diego (AHL).
Mar. 30, 2023	Assigned G <b>Calle Clang</b> from Rogle (SHL) to San Diego (AHL).
Mar. 31, 2023	Acquired reserve rights to RW <b>Judd Caulfield</b> from Pittsburgh for reserve rights to D <b>Thimo Nickl</b> .
Apr. 2, 2023	Signed RW <b>Judd Caulfield</b> to a two-year entry-level contract beginning in the 2023-24 season.
Apr. 3, 2023	Reassigned D <b>Andrej Sustr</b> to San Diego (AHL).
Apr. 5, 2023	Recalled G <b>Olle Eriksson Ek</b> from San Diego (AHL).

# 2022-23 TRANSACTIONS



- Apr. 6, 2023 Reassigned G **Olle Eriksson Ek** to San Diego (AHL).
- Apr. 7, 2023 Recalled G **Olle Eriksson Ek** from San Diego (AHL).
- Apr. 9, 2023 Recalled D **Drew Helleson** from San Diego (AHL).
- Apr. 10, 2023 Signed D **Jackson LaCombe** to a two-year entry-level contract through the 2023-24 season. Reassigned G **Olle Eriksson Ek** to San Diego (AHL).
- Apr. 11, 2023 Recalled C **Benoit-Olivier Groulx** from San Diego (AHL).
- Apr. 14, 2023 Reassigned D **Drew Helleson** and C **Benoit-Olivier Groulx** to San Diego (AHL).

# 2021-22 ANAHEIM DUCKS



**FRONT ROW (L-R):** John Gibson, Special Advisor to Hockey Operations Scott Niedermayer, Club President Aaron Teats, General Manager Pat Verbeek, Owner Henry Samueli, Cam Fowler, Ryan Getzlaf, Jakob Silfverberg, Owner Susan Samueli, ocVIBE Chairman Michael Schulman, ocVIBE Chief Executive Officer Tim Ryan, Head Coach Dallas Eakins, Anthony Stolarz.

**SECOND ROW:** Vice President of Ticketing Chris Kenyon, Vice President of Marketing Merit Tully, Assistant General Manager Jeff Solomon, Video Coach Joe Piscotty, Video Coach Brett Ferguson, Assistant Coach Mike Stothers, Troy Terry, Adam Henrique, Derek Grant, Kevin Shattenkirk, Assistant Coach Geoff Ward, Assistant Coach Newell Brown, Goaltending Coach Sudarshan Maharaj, Skating & Skills Development Coach Larry Barron, Assistant General Manager Martin Madden.

**THIRD ROW:** Team Services Manager David Schenker, Assistant Athletic Trainer Chad Walker, Head Athletic Trainer Joe Huff, Director of Physical Therapy Kevin Taylor, Gerry Mayhew, Sam Steel, Zach Aston-Reese, Isaac Lundestrom, Sam Carrick, Vinni Lettieri, Head Equipment Manager Chris Aldrich, Head Strength & Conditioning Coach Matt Herring, Assistant Strength & Conditioning Coach Justus Schafer, Massage Therapist Mike Griebel.

**FOURTH ROW:** Assistant Equipment Manager Jeff Tyni, Jamie Drysdale, Trevor Zegras, Sonny Milano, Urho Vaakanainen, Max Jones, Andrej Sustr, Simon Benoit, Max Comtois, Josh Mahura, Dominik Simon, Assistant Equipment Manager Matt Brayfield.

## THE 2021-22 SEASON:

Anaheim completed the 2021-22 season with a 31-37-14 record for 76 points. The Ducks season included an eight-game win streak (Oct. 31-Nov. 16), several landmark moments in his final season from Ryan Getzlaf, a breakout season from Troy Terry (37 goals) and multiple "viral" goals from Trevor Zegras, who set several rookie club records.

## GETZLAF'S GOODBYE:

Ducks captain Ryan Getzlaf appeared in his final career NHL game April 24 vs. St. Louis. Getzlaf retired as Anaheim's all-time leading scorer in both the regular season (282-737=1,019) and playoffs (37-83=120). He is one of 12 players in NHL history to have captained the same team for 10 years and scored 1,000 career points. He is one of 13 players in hockey history to win two Olympic gold medals and a Stanley Cup championship, and one of 46 NHL players to record 1,000 points with a single franchise (more than 7,400 players have played in the NHL to date). Getzlaf retired ranked in the top 100 on the NHL's all-time points (88th) and assists (49th) lists, and was one of 58 players in NHL history with 700 assists.

## TERRY TIME:

Troy Terry set career highs in points (37-30=67), goals, assists, PPG (8) and GWG (7), leading Anaheim in scoring, goals and GWG. He became the fifth Ducks player to score 35 goals in a season, joining Teemu Selanne (five times), Paul Kariya (four times), Corey Perry (three times) and Bobby Ryan (once), and the first since 2013-14 (Perry, 43). He is also the ninth player in Ducks history to record 60 points and ninth to score 30 goals and add 30 assists (last: Rakell, 34-35=69 in 2017-18). He recorded a career-best 16-game point streak from Oct. 18-Nov. 18 (12-10=22), the third longest in Ducks history and the longest since Corey Perry's club record of 19 games in 2009-10 (10-16=26).

## CALDER CANDIDATE

Trevor Zegras recorded 23-38=61 points in 75 games, setting Ducks single-season rookie records in scoring and

assists, surpassing Bobby Ryan (31-26=57 in 2008-09) for points and Cam Fowler (30 assists in 2010-11) in helpers. He is also Anaheim's all-time leading rookie scorer with 26-48=74 points all-time. He was named a finalist for the 2021-22 Calder Trophy, awarded "to the player selected as the most proficient in his first year of competition." He is the third player in franchise history to be named a Calder Trophy finalist, joining Bobby Ryan in 2008-09 (finished second in voting) and Paul Kariya in 1994-95 (finished third in voting). Zegras completed the regular season leading all NHL rookies in points per game (.81, minimum 40 points), PPG (9), co-leading in GWG (5), while ranking second in points, tied for second in goals and third in assists. He also led all NHL skaters with six shootout goals. He was one of 15 NHL rookies the last 10 seasons (since 2012-13) to record 60 or more points, and the third American to do so (also Auston Matthews and Clayton Keller). At 21 years and 41 days, Zegras became the youngest player in Anaheim history to lead the club in assists.

## VIRAL MOMENTS:

Trevor Zegras scored two lacrosse-style goals, Apr. 1 at Arizona and Jan. 27, 2022 at Montreal, one of two players in NHL history to score two such goals (also Carolina's Andrei Svechnikov: Oct. 29, 2019 vs. Calgary and Dec. 19, 2019 at Colorado). His goal Apr. 1 marked the fifth lacrosse-style goal all-time in the NHL, with Zegras (twice), Svechnikov (twice) and Nashville's Filip Forsberg (Jan. 14, 2020 vs. Columbus) the only three NHL players to pull off "The Michigan" goal. On Dec. 7 at Buffalo, Zegras assisted on Sonny Milano's goal with a lacrosse-style "alley-oop" pass, lifting the puck onto his stick and flipping it over the net, with Milano batting the puck out of mid-air to score. It is one of the only instances in NHL history a goal has been scored with a lacrosse-style pass from behind the net. The Zegras-Milano "alley-oop" goal was viewed more than 50 million times over a 48-hour span across various social and digital media platforms from Dec. 7-9.

# 2021-22 GAME-BY-GAME



#	Date	Team	W-L-OT	Record	GF-GA	Scorers	W Goal	PP	PK	SF-SA	W-L Gldr.	Attend.
1	10/13/2021	WPG	W	1-0-0	4-1	22,37,14P,6P	37	2-5	5-5	22-34	36 / 37	16260
2	10/15/2021	MIN	L	1-1-0	1-2	33P	17	1-4	4-5	29-43	33 / 41	11938
3	10/18/2021	@ CGY	W*	2-1-0	3-2	4P,67,34	34	1-2	3-3	27-43	36 / 25	15174
4	10/19/2021	@ EDM	L	2-2-0	5-6	22,23,20,23,22	29	0-1	4-6	36-37	19 / 41	14082
5	10/21/2021	@ WPG	L	2-3-0	1-5	19P	9	1-3	1-2	39-27	37 / 36	13886
6	10/23/2021	@ MIN	O*	2-3-1	3-4	67,19,67P	38	1-3	4-4	24-36	33 / 36	18055+
7	10/26/2021	WPG	L	2-4-1	3-4	12,42,46	27	0-3	1-1	35-25	37 / 36	11951
8	10/28/2021	BUF	O*	2-4-2	3-4	19,14,86	74	0-1	1-2	37-29	41 / 41	12014
9	10/29/2021	@ VGK	O**	2-4-3	4-5	46,19,21,14	63	0-3	0-0	38-42	90 / 36	18029+
10	10/31/2021	MTL	W	3-4-3	4-2	14P,28P,19,39	19	2-6	3-4	26-18	36 / 35	11652
11	11/02/2021	NJD	W	4-4-3	4-0	15P,19P,19,21S	15	2-7	5-5	27-28	36 / 45	13252
12	11/05/2021	ARI	W	5-4-3	3-1	14,12P,39	12	1-4	2-2	31-29	41 / 70	12148
13	11/07/2021	STL	W	6-4-3	4-1	39,19P,23,50	19	1-2	1-1	27-35	36 / 50	12056
14	11/09/2021	@ VAN	W*	7-4-3	3-2	4P,21,19	19	1-4	2-2	30-43	36 / 41	18201
15	11/11/2021	@ SEA	W	8-4-3	7-4	37,19,76,22,47,39,19	47	0-1	1-1	36-25	36 / 31	17151+
16	11/14/2021	VAN	W	9-4-3	5-1	46P,46P,12,14,23	46	2-4	1-1	38-27	36 / 41	11892
17	11/16/2021	WSH	W*	10-4-3	3-2	4,46,46	46	0-1	0-0	31-30	36 / 41	13456
18	11/18/2021	CAR	L	10-5-3	1-2	19	24	0-2	1-1	32-31	31 / 36	12379
19	11/22/2021	@ NSH	L	10-6-3	2-3	67,34	13	0-2	3-4	31-35	74 / 36	17159+
20	11/24/2021	@ COL	L	10-7-3	2-5	12P,12P	16	2-3	6-7	26-36	31 / 36	16343
21	11/26/2021	OTT	W	11-7-3	4-0	21,38,19P,67	21	1-3	4-4	33-34	41 / 31	14687
22	11/28/2021	TOR	L	11-8-3	1-5	47	58	0-1	1-1	40-31	36 / 36	13664
23	11/30/2021	@ LAK	W**	12-8-3	5-4	19,22,4P,21	22	1-2	1-1	36-34	36 / 32	15276
24	12/01/2021	VGK	W	13-8-3	6-5	19,67,42,47,34,21S	21	0-3	2-4	34-39	41 / 90	11902
25	12/03/2021	CGY	O**	13-8-4	3-4	12,67,28P	13	1-3	1-1	34-36	80 / 36	12427
26	12/06/2021	@ WSH	O**	13-8-5	3-4	42,12,28	74	0-1	1-1	34-29	30 / 36	18573+
27	12/07/2021	@ BUF	W	14-8-5	2-0	12,39	12	0-1	3-3	23-25	41 / 1	8133
28	12/09/2021	@ CBJ	W**	15-8-5	2-1	21	67	0-1	2-2	26-34	36 / 90	16029
29	12/11/2021	@ PIT	L	15-9-5	0-1		23	0-2	1-1	33-29	1 / 36	17435
30	12/12/2021	@ STL	W*	16-9-5	3-2	53,19,19	19	0-1	1-1	39-25	41 / 32	17010
31	12/15/2021	SEA	W	17-9-5	4-1	46,38S,19P,39	38	1-2	3-4	24-20	41 / 31	14762
32	12/17/2021	ARI	O*	17-9-6	5-6	22P,47,38,46,47P	9	2-5	3-4	37-27	31 / 36	14135
33	12/29/2021	VAN	O*	17-9-7	1-2	39	9	0-4	2-2	23-37	35 / 36	11866
34	12/31/2021	@ VGK	L	17-10-7	1-3	15P	24	1-1	6-6	16-45	39 / 36	18022+
35	01/02/2022	@ COL	L	17-11-7	2-4	39,4P	25	1-2	3-5	31-36	35 / 36	17305
36	01/04/2022	PHI	W	18-11-7	4-1	19,19,12P,19P	19	2-4	1-1	30-29	36 / 79	11375
37	01/08/2022	NYR	L	18-12-7	1-4	21	5	0-3	5-5	14-40	40 / 41	15146
38	01/09/2022	DET	W**	19-12-7	4-3	46P,19,44	46	1-2	3-4	27-36	1 / 29	12043
39	01/11/2022	PIT	L	19-13-7	1-4	33	71	0-3	2-3	26-34	35 / 41	11431
40	01/14/2022	@ MIN	L	19-14-7	3-7	44,38,46	12	0-1	0-0	42-42	34 / 41	18300+
41	01/15/2022	@ CHI	L	19-15-7	0-3		38	0-2	2-3	37-36	29 / 1	18469
42	01/19/2022	COL	L	19-16-7	0-2		49	0-4	2-2	34-28	39 / 36	11240
43	01/21/2022	TBL	W	20-16-7	5-1	38,22,38P,28,20S	22	1-5	7-7	35-33	36 / 88	13148
44	01/24/2022	@ BOS	W	21-16-7	5-3	38P,21S,15,19,29	19	1-3	1-2	27-26	36 / 40	17850
45	01/26/2022	@ TOR	O**	21-16-8	3-4	23,33,28	34	0-2	1-4	20-44	36 / 36	0
46	01/27/2022	@ MTL	W	22-16-8	5-4	39,4P,19P,46,46	46	2-4	1-2	24-40	41 / 35	0
47	01/29/2022	@ OTT	W	23-16-8	2-1	67,19	19	0-2	3-3	20-45	36 / 31	0
48	01/31/2022	@ DET	O*	23-16-9	1-2	67	82	0-0	1-1	15-28	39 / 36	14545
49	02/11/2022	SEA	L	23-17-9	3-4	21,21,67P	7	1-2	2-2	27-27	60 / 36	12530
50	02/16/2022	@ CGY	L	23-18-9	2-6	12,21S	28	0-5	3-5	28-43	25 / 36	9639
51	02/17/2022	@ EDM	L	23-19-9	3-7	14P,12P,46	29	2-3	3-4	30-41	41 / 36	9150
52	02/19/2022	@ VAN	W	24-19-9	7-4	19,20,67P,14P,23,14,20	23	2-5	2-3	25-20	36 / 35	18932+
53	02/22/2022	SJS	W**	25-19-9	4-3	38,67,67	46	0-4	4-5	29-43	41 / 47	13288
54	02/25/2022	LAK	L	25-20-9	1-4	19	9	0-3	2-3	25-32	32 / 36	17174+
55	02/27/2022	NYI	L	25-21-9	0-4		8	0-2	2-2	34-22	30 / 41	14173
56	03/01/2022	BOS	W	26-21-9	4-3	67P,21,14,46P	46	2-3	1-1	28-34	36 / 35	11567
57	03/04/2022	VGK	L	26-22-9	4-5	33,20,46P,19P	22	2-4	4-4	24-35	39 / 36	12586
58	03/06/2022	SJS	W*	27-22-9	3-2	14,12,67	67	0-5	3-3	36-22	41 / 36	12183
59	03/08/2022	@ CHI	L	27-23-9	3-8	33,46P,14	22	1-4	2-2	32-32	29 / 36	18591
60	03/10/2022	@ NSH	L	27-24-9	1-4	14	9	0-3	1-2	28-30	74 / 36	17159+
61	03/12/2022	@ NJD	O**	27-24-10	1-2	19	90	0-2	3-3	34-40	50 / 41	14783
62	03/13/2022	@ NYI	L	27-25-10	3-4	42,21,14	21	0-2	2-2	42-29	30 / 36	17255+
63	03/15/2022	@ NYR	O*	27-25-11	3-4	44,4P,38	23	1-3	1-2	23-38	40 / 36	18006+
64	03/18/2022	FLA	L	27-26-11	0-3		11	0-1	4-5	17-42	30 / 36	12296
65	03/21/2022	NSH	L	27-27-11	3-6	38,19,38	95	0-4	2-5	29-31	74 / 36	11679
66	03/23/2022	CHI	L	27-28-11	2-4	39,39	17	0-1	1-3	29-28	32 / 36	11740
67	03/26/2022	@ SJS	L	27-29-11	1-4	26	28	0-4	2-3	28-24	47 / 1	14161
68	03/29/2022	DAL	L	27-30-11	2-3	38,19	40	0-1	3-3	28-32	29 / 36	12617
69	03/31/2022	DAL	O*	27-30-12	2-3	34,22	14	0-3	0-1	23-35	29 / 36	12385
70	04/01/2022	@ ARI	W	28-30-12	5-0	21,26,46,4,21	21	0-3	1-1	37-22	41 / 70	13587
71	04/03/2022	EDM	L	28-31-12	1-6	16	97	0-1	1-2	32-46	41 / 36	13689
72	04/06/2022	CGY	L	28-32-12	2-4	46,14P	26	1-3	1-1	28-28	25 / 41	13417
73	04/09/2022	@ PHI	W	29-32-12	5-3	12,16,46P,46,38	46	1-2	2-2	34-33	41 / 35	17455
74	04/10/2022	@ CAR	L	29-33-12	2-5	76,19	48	0-3	2-2	25-43	31 / 36	17342
75	04/12/2022	@ FLA	O*	29-33-13	2-3	19,38	11	0-2	2-3	24-55	72 / 36	16204
76	04/14/2022	@ TBL	O*	29-33-14	3-4	14,14,19	71	0-1	3-3	26-31	1 / 41	19092+
77	04/17/2022	CBJ	W	30-33-14	6-4	19,19,26,46,4,38	4	0-1	2-2	32-35	36 / 30	13635
78	04/19/2022	LAK	L	30-34-14	1-2	14P	24	1-4	1-1	30-28	32 / 36	17174+
79	04/23/2022	@ LAK	L	30-35-14	2-4	46P,26	2	1-3	4-5	21-40	32 / 41	18230+
80	04/24/2022	STL	L	30-36-14	3-6	44,26,14	72	0-1	1-1	17-37	35 / 36	17446+
81	04/26/2022	@ SJS	W	31-36-14	5-2	46P,44,12,76,16	12	1-2	2-3	31-33	41 / 34	13378
82	04/29/2022	@ DAL	L	31-37-14	2-4	44,19	21	0-1	1-2	21-19	29 / 68	18532

(\* = OVERTIME, \*\* = SHOOTOUT, += SELOUT)

# 2020-21 ANAHEIM DUCKS



**FRONT ROW (L-R):** John Gibson, Assistant Coach Marty Wilford, Assistant Coach Mark Morrison, Head Coach Dallas Eakins, Owner Henry Samueli, Jakob Silfverberg, Ryan Getzlaf, Josh Manson, Owner Susan Samueli, Chief Executive Officer Michael Schulman, Goaltending Coach Sudarshan Maharaj, Anthony Stolarz, Ryan Miller

**SECOND ROW:** Video Coach Brett Ferguson, Video Coach Joe Piscotty, Skating & Skills Development Coach Larry Barron, Sam Steel, Carter Rowney, Adam Henrique, Cam Fowler, Hampus Lindholm, Rickard Rakell, Kevin Shattenkirk, Danton Heinen, Director of High Performance Dr. Jeremy Bettel, Head of Sports Science & Performance & Head Strength & Conditioning Coach Matt Herring, Massage Therapist Mike Griebel

**THIRD ROW:** Head Athletic Trainer Joe Huff, Director of Physical Therapy Kevin Taylor, Assistant Athletic Trainer Chad Walker, Sonny Milano, Jacob Larsson, Derek Grant, David Backes, Nicolas Deslauriers, Haydn Fleury, Sam Carrick, Head Equipment Manager Chris Aldrich, Assistant Strength & Conditioning Coach Christoph Wyss, Physical Therapist Edan Devora

**FOURTH ROW:** Assistant Equipment Manager Matt Brayfield, Trevor Zegras, Trevor Carrick, Isac Lundestrom, Troy Terry, Max Jones, Max Comtois, Alexander Volkov, Andy Welinski, Simon Benoit, Jamie Drysdale, Assistant Equipment Manager Jeff Tyni

## THE 2020-21 SEASON:

The Ducks concluded the 2020-21 season with a 17-30-9 record and 43 points...the season was condensed to 56 games due to the COVID-19 pandemic, with Anaheim playing in the seven-team West Division (Arizona, Colorado, Los Angeles, Minnesota, San Jose, St. Louis and Vegas).

## LEADING THE WAY:

Max Comtois (16-17-33) led Anaheim in scoring and goals, and ranked second in assists...Comtois became the second-youngest player in Ducks history at 21 years and 120 days to lead the team in scoring, behind only Paul Kariya's 18-21=39 points in 1994-95 (20 years, 199 days)...he was also the second-youngest NHL player to lead his team in scoring and goals, behind only Brady Tkachuk in scoring (OTT: 17-19=36) and Joel Farabee in goals (PHI: 20).

## ONE-GOAL GAMES:

Anaheim played in a league-high 29 one-goal games (51.8%), Anaheim's highest percentage of one-goal games since and 2016-17 and 2010-11 (53.7%, 44-of-82)...the Ducks tied a club record, playing in eight straight one-goal from Feb. 22-Mar. 8, 2021, matching the previous mark set Feb. 28-Mar. 19, 2009...only St. Louis had a longer streak of nine straight one-goal games in 2020-21 (Feb. 13-Mar. 12)...seventeen of Anaheim's 28 road games in 2020-21 were decided by one goal (60.7%), the most among all NHL clubs...Anaheim also played in a club record seven straight one-goal road games from Feb. 9-Mar. 6, surpassing the prior mark of six set on three prior occasions (Last: Mar. 20-Apr. 7, 2016).

## MILLER'S TIME:

Ryan Miller announced his retirement from the NHL at the conclusion of the 2020-21 season on Apr. 29...he retired as the all-time leader among American-born goaltenders in wins (391), second in shutouts (44) and games played (795), and is one of six goalies in NHL history to win 30 games in seven straight seasons (2006-12)...Miller is the only player in hockey history to be named the top goaltender in the NCAA, American Hockey League, Winter Olympics and the

NHL...Miller won the 2010 Vezina Trophy as the NHL's top goaltender, was named the MVP and Best Goaltender in the 2010 Olympics, the 2005 AHL Baz Bastien Memorial Award as the AHL's best goaltender, and the 2001 Hobey Baker Award as the NCAA's top collegiate player...Miller appeared in 18 NHL seasons with Anaheim, Vancouver, St. Louis and Buffalo from 2002-21, posting a 391-289-88 record with a 2.64 GAA and .914 SV% in 796 career NHL games.

## MR. 700 AND 1,100:

Ryan Getzlaf recorded his 700th career assist Mar. 18 vs. ARI, becoming the 55th player in NHL history and the fourth active player to record 700 assists, joining Joe Thornton, Sidney Crosby and Nicklas Backstrom...Getzlaf leads Anaheim in career assists (703) and became the first member of the 2003 NHL Draft to reach 700 assists...Getzlaf also became the 14th active player and the first in Ducks history to reach 1,100 career games May 5 @ STL.

## TEENAGE DREAM:

Rookies Jamie Drysdale (18 years, 344 days) and Trevor Zegras (19 years, 363 days) scored their first NHL goals 2:29 apart Mar. 18 vs. ARI...the two goals made Drysdale and Zegras the youngest set of teammates in NHL history to each score their first NHL goals less than 2:30 apart...Drysdale and Zegras are the second Ducks teammates 19 or younger to score in the same game, joining Oleg Tverdokhovo (19) and Chad Kilger (18) Nov. 5, 1995 vs. NJD...Drysdale's goal came in his NHL debut, and he added an assist on Zegras' goal to become the third defenseman in NHL history to record multiple points in his NHL debut at age 18-or-younger (Petr Svoboda, MTL; Oct. 11, 1984 @ BUF & Ray Bourque, BOS; Oct. 11, 1979 @ WPG)...Drysdale's goal marked only the fourth time in NHL history an 18-year-old scored a goal in his NHL debut (Bourque in the aforementioned game, Scott Stevens, WSH; Oct. 6, 1982 @ NYR & Jason Doig, WPG; Oct. 7, 1995 vs. DAL)...at 18 years, 344 days, Drysdale became the youngest Ducks player in 25 years and the second-youngest player in franchise history to score a goal in his NHL debut (Chad Kilger, Oct. 9, 1995 @ WPG; 18 years, 316 days).

# 2020-21 GAME-BY-GAME



#	Date	Team	W-L-OT	Record	GF-GA	Scorers	W Goal	PP	PK	SF-SA	W-L	Gltdr.	Attend.
1	01/14/2021	@ VEGAS	L	00-01-00	2-5	53,53	61	0-1	1-1	22-29	90 / 36	0	
2	01/16/2021	@ VEGAS	O*	00-01-01	1-2	53	67	0-2	1-1	22-33	29 / 36	0	
3	01/18/2021	MINNESOTA	W	01-01-01	1-0	20	20	0-2	5-5	27-34	36 / 33	0	
4	01/20/2021	MINNESOTA	L	01-02-01	2-3	20,4	14	0-2	3-4	24-32	34 / 30	0	
5	01/22/2021	COLORADO	O*	01-02-02	2-3	47,14	92	0-5	3-4	38-32	31 / 36	0	
6	01/24/2021	COLORADO	W	02-02-02	3-1	33,67,47	67	0-3	4-4	15-33	36 / 31	0	
7	01/26/2021	@ ARIZONA	W	03-02-02	1-0	43	43	0-1	3-3	24-31	36 / 35	1808	
8	01/28/2021	@ ARIZONA	L	03-03-02	2-3	33,43P	18	1-2	4-5	16-34	35 / 36	2252	
9	01/30/2021	ST. LOUIS	L	03-04-02	1-6	49	12	0-3	1-2	24-30	50 / 36	0	
10	01/31/2021	ST. LOUIS	L	03-05-02	1-4	33P	9	1-2	1-2	26-23	35 / 36	0	
11	02/02/2021	@ LOS ANGELES	W	04-05-02	3-1	43,21,20	21	0-1	1-1	43-21	36 / 40	0	
12	02/05/2021	SAN JOSE	O**	04-05-03	4-5	14,61,53,53	16	0-3	3-3	37-30	31 / 36	0	
13	02/06/2021	SAN JOSE	W**	05-05-03	2-1	48	53	0-3	1-1	33-27	30 / 40	0	
14	02/09/2021	@ VEGAS	L	05-06-03	4-5	48,61,14,15P	2	1-2	1-1	23-31	29 / 30	0	
15	02/11/2021	@ VEGAS	W	06-06-03	1-0	53	53	0-2	2-2	28-21	36 / 29	0	
16	02/15/2021	@ SAN JOSE	L	06-07-03	2-3	23,53	39	0-1	1-2	28-29	31 / 36	0	
17	02/18/2021	MINNESOTA	L	06-08-03	1-3	23	22	0-2	5-5	17-27	34 / 36	0	
18	02/20/2021	MINNESOTA	L	06-09-03	1-5	21	22	0-3	1-2	27-29	34 / 36	0	
19	02/22/2021	@ ARIZONA	L	06-10-03	3-4	33,49P,4	18	1-5	3-4	28-25	35 / 36	2346	
20	02/24/2021	@ ARIZONA	O**	06-10-04	3-4	53,76,49P	18	1-2	2-2	35-28	31 / 30	2319	
21	02/27/2021	VEGAS	O*	06-10-05	2-3	67,14	71	0-1	3-3	30-27	29 / 36	0	
22	03/01/2021	ST. LOUIS	L	06-11-05	4-5	48,48,48,15P	12	1-4	2-3	33-35	35 / 36	0	
23	03/03/2021	ST. LOUIS	L	06-12-05	2-3	53,67	12	0-3	0-3	29-21	50 / 36	0	
24	03/05/2021	@ COLORADO	O*	06-12-06	2-3	14,33	13	0-2	3-3	28-34	31 / 36	0	
25	03/06/2021	@ COLORADO	W*	07-12-06	5-4	67,61,61,22P,15P	15	2-2	2-3	27-33	30 / 32	0	
26	03/08/2021	LOS ANGELES	W*	08-12-06	6-5	22,67,33,5,67,14	14	0-1	2-4	25-26	36 / 40	0	
27	03/10/2021	LOS ANGELES	L	08-13-06	1-5	23	11	0-4	2-4	34-37	1 / 36	0	
28	03/12/2021	SAN JOSE	L	08-14-06	0-6		48	0-1	0-2	34-27	40 / 36	0	
29	03/13/2021	SAN JOSE	L	08-15-06	1-3	49	62	0-3	4-4	27-33	31 / 30	0	
30	03/16/2021	@ COLORADO	L	08-16-06	4-8	61,43,14,38,5	29	0-2	1-3	22-36	31 / 30	0	
31	03/18/2021	ARIZONA	W*	09-16-06	3-2	34,46,14P	14	1-3	4-4	31-25	30 / 31	0	
32	03/20/2021	ARIZONA	L	09-17-06	1-5	14	6	0-2	1-2	28-28	32 / 30	0	
33	03/22/2021	@ MINNESOTA	L	09-18-06	1-2	61	27	0-3	2-3	25-23	33 / 30	0	
34	03/24/2021	@ MINNESOTA	L	09-19-06	2-3	38,53	7	0-1	2-3	30-26	33 / 30	0	
35	03/26/2021	@ ST. LOUIS	W	10-19-06	4-1	23,49,38,67	49	0-1	2-2	24-34	36 / 50	4100	
36	03/28/2021	@ ST. LOUIS	W*	11-19-06	3-2	41,42	42	0-1	2-3	24-40	41 / 50	4100	
37	03/29/2021	@ COLORADO	L	11-20-06	2-5	43,61	92	0-2	5-6	15-48	31 / 30	0	
38	04/02/2021	ARIZONA	L	11-21-06	2-4	92,33	81	0-2	2-2	29-31	31 / 41	0	
39	04/04/2021	ARIZONA	O*	11-21-07	2-3	39,38	6	0-1	0-0	20-31	31 / 36	0	
40	04/06/2021	@ SAN JOSE	W	12-21-07	5-1	14,53P,48,20,21	53	1-1	3-4	34-35	36 / 31	0	
41	04/09/2021	COLORADO	L	12-22-07	0-2		13	0-2	3-3	28-35	35 / 36	0	
42	04/11/2021	COLORADO	L	12-23-07	1-4	34	92	0-2	3-4	25-37	35 / 36	0	
43	04/12/2021	@ SAN JOSE	W	13-23-07	4-0	53,92,92,67	53	0-2	5-5	21-46	41 / 31	0	
44	04/14/2021	@ SAN JOSE	W	14-23-07	4-1	15,38,92,33P	38	1-4	3-3	27-28	41 / 32	0	
45	04/16/2021	VEGAS	L	14-24-07	0-4		71	0-2	4-4	16-51	90 / 36	1717	
46	04/18/2021	VEGAS	L	14-25-07	2-5	53,43	10	0-4	2-3	35-29	29 / 36	1717	
47	04/20/2021	@ LOS ANGELES	L	14-26-07	1-4	4	11	0-4	3-3	25-22	40 / 41	1431	
48	04/24/2021	VEGAS	L	14-27-07	1-5	23	20	0-2	3-3	24-31	90 / 36	1717	
49	04/26/2021	@ LOS ANGELES	L	14-28-07	1-4	34	44	0-1	2-2	22-25	32 / 41	1373	
50	04/28/2021	@ LOS ANGELES	W	15-28-07	3-2	39,23,4	4	0-2	4-5	22-30	36 / 40	1763	
51	04/30/2021	LOS ANGELES	L	15-29-07	1-2	51	11	0-4	1-1	34-25	32 / 36	1717	
52	05/01/2021	LOS ANGELES	W	16-29-07	6-2	46,43,20,49,32,53	20	0-1	1-1	33-25	30 / 40	1717	
53	05/03/2021	@ ST. LOUIS	L	16-30-07	1-3	15	41	0-2	1-2	20-32	50 / 36	4100	
54	05/05/2021	@ ST. LOUIS	W**	17-30-07	3-2	49,51	61	0-2	2-3	35-26	41 / 50	4100	
55	05/07/2021	@ MINNESOTA	O*	17-30-08	3-4	53,14,38	97	0-1	3-3	25-36	34 / 36	3000	
56	05/08/2021	@ MINNESOTA	O*	17-30-09	3-4	67,46,53	49	0-1	3-4	22-25	33 / 30	3300	

(\* = OVERTIME, \*\* = SHOOTOUT, += SELLOUT)

# 2019-20 ANAHEIM DUCKS

No team photo due to COVID-19 pandemic

## THE 2018-19 SEASON:

The Ducks concluded the 2019-20 season with a 29-33-9 record and 67 points. Anaheim had played 71 games until the regular season was paused Mar. 12 and eventually deemed completed May 26 due to the COVID-19 pandemic...going into Mar. 12, the Ducks had won three of their last five games and earned points in four of those contests (3-1-1, 7 pts).

## TEAM LEADERS:

**Adam Henrique** led the club in points (26-17=43) and goals for the first time since joining the Ducks...Henrique's 26 goals marked his fifth 20-goal season and fell just four shy of his career high...**Ryan Getzlaf** paced the Ducks with 29 assists in a season he became the club's all-time leader in games played, the first player to appear in 1,000 games with Ducks and the NHL's all-time leader in overtime assists (24).

## FINAL GAME POSTPONED GAME:

Anaheim's final game of the shortened season also represented the continuation of the postponed contest between the Blues and Ducks, originally set for Feb. 11 but rescheduled by the NHL due to a medical emergency that occurred at 12:10 of the first period involving defenseman Jay Bouwmeester...the contest followed the same 60-minute format of regular-season games and began with the score tied, 1-1, as it was at the time of the postponement...Adam Henrique (Anaheim) and Ivan Barbashev (St. Louis) provided the original goals, which carried over to the Mar. 11 rescheduled date..

## FRANCHISE BEST:

**Ryan Getzlaf** became the franchise's all-time leader in games played Oct. 11 @ CBJ, surpassing Corey Perry (988) with his 989th career appearance...Getzlaf also became the first player in club history to play 1,000 games with Anaheim on Nov. 3 vs. CHI (see note below)...of his 1,053 career games, Getzlaf has served 700 of those as Anaheim's captain, the most in franchise history...he also passed Henrik Sedin (23) for the NHL's all-time lead in overtime assists following a 4-3 OT victory Feb. 25 vs. EDM.

## CAPTAIN 1,000:

Ducks captain **Ryan Getzlaf** became the first Duck in franchise history to reach 1,000 games Nov. 3 vs. CHI...Getzlaf became the sixth NHL player in the last 40 NHL seasons to play their first 1,000 games with one franchise and win 548

(or more) of them (now at 568-362-127)...Getzlaf also became the eighth active player to appear in his first 1,000 career games with the same team, and the 53rd all-time (19th as a center)...with his appearance Nov. 3, Getzlaf was the 20th active skater and the 336th player in NHL history to reach the milestone...he also was the 12th player all-time to appear in his 1,000th game while a member of the Ducks.

## TEAM 1,000:

**& 2,000** The Ducks played their 1,000th all-time regular-season game in Anaheim Nov. 14 vs. San Jose at Honda Center...after the NHL awarded Anaheim and the Walt Disney Company a franchise on Dec. 10, 1992, the Ducks have posted a 547-341-136 all-time record (excluding "home" neutral site games)...the Ducks played their 2,000th game in franchise history Nov. 3 vs. Chicago, a 3-2 overtime loss.

## LEADERBOARD CHECK:

**Cam Fowler** surpassed Scott Niedermayer for the franchise's all-time lead among defensemen in several categories during 2019-20...Fowler scored his 61st career goal Oct. 29 vs. WPG to become the club's all-time leader in goals by a defenseman...he started the season Oct. 3 vs. ARI by assuming the all-time franchise lead in GWG by a defenseman with his 14th game winner in a 2-1 victory...Fowler quickly followed up by becoming the first Anaheim defenseman to reach 1,000 career shots, Oct. 11 @ CBJ...he also earned his 300th career NHL point Feb. 7 @ TOR to become the first Ducks blueliner to reach the milestone.

## IN NET:

**John Gibson** wrapped up the season tied for the 10th-highest career SV% (.918) among all-time NHL goaltenders with at least 200 games played...Gibson also finished 2019-20 tied for fifth among active goaltenders.

## MILLER'S MOVES:

**Ryan Miller** earned his 386th career NHL win and surpassed Mike Vernon (385) for sole possession of 15th place on the NHL's all-time wins list in a 4-3 overtime win Mar. 4 @ COL...Mar. 6 vs. Toronto, Miller moved past Tom Barrasso (777) for sole possession of second place on the NHL's all-time games played list for U.S.-born goaltenders and on Feb. 17 in Calgary, Miller made 37 saves to surpass Gilles Meloche (21,138) for sole possession of 13th place on the NHL's all-time saves list.



# 2019-20 GAME-BY-GAME



#	Date	Team	W-L-OT	Record	GF-GA	Scorers	W Goal	PP	PK	SF-SA	W-L Ghd.	Attend.
1	10/03/2019	ARIZONA	W	01-00-00	2-1	38,4	4	0-1	1-1	29-33	36 / 35	17174+
2	10/05/2019	SAN JOSE	W	02-00-00	3-1	44,15,14	15	0-2	4-4	33-36	36 / 30	15795
3	10/08/2019	@ DETROIT	W	03-00-00	3-1	67,37,33	37	0-3	2-2	29-32	36 / 35	18209
4	10/10/2019	@ PITTSBURGH	L	03-01-00	1-2	25	59	0-3	5-6	32-28	30 / 36	18414+
5	10/11/2019	@ COLUMBUS	W	04-01-00	2-1	335,4	4	0-1	3-3	23-27	30 / 70	15368
6	10/14/2019	@ BOSTON	L	04-02-00	2-4	6714	88	0-4	1-3	32-23	41 / 36	17193
7	10/16/2019	BUFFALO	W	05-02-00	5-2	14,67,15P,14,33	15	1-4	6-7	31-33	36 / 35	15193
8	10/18/2019	CAROLINA	W	06-02-00	4-2	14,61,33,245	33	0-1	2-3	20-24	30 / 34	14755
9	10/20/2019	CALGARY	L	06-03-00	1-2	33	11	0-3	0-0	30-29	39 / 36	15690
10	10/22/2019	@ NASHVILLE	L	06-04-00	1-6	15	10	0-3	5-6	27-30	35 / 36	17424+
11	10/24/2019	@ DALLAS	L	06-05-00	1-2	53P	34	1-2	2-2	30-29	30 / 36	17754
12	10/26/2019	@ COLORADO	W	07-05-00	5-2	14,24,15P,53,33	15	1-3	4-6	27-37	30 / 39	18039+
13	10/27/2019	@ VEGAS	L	07-06-00	2-5	15,14	10	0-1	2-4	15-49	29 / 36	18110+
14	10/28/2019	WINNIPEG	W	08-06-00	7-4	4,15,14,61,38,24,24	38	0-1	2-2	28-40	36 / 37	15171
15	11/01/2019	VANCOUVER	W**	09-06-00	2-1	335,15	15	0-4	5-5	29-40	36 / 25	15173
16	11/03/2019	CHICAGO	O*	09-06-01	2-3	6,37P	88	1-4	4-5	38-37	40 / 30	15576
17	11/05/2019	MINNESOTA	L	09-07-01	2-4	67,32	12	0-2	2-2	31-26	32 / 36	15526
18	11/10/2019	EDMONTON	L	09-08-01	2-6	67,49	93	0-5	2-4	33-31	19 / 36	16463
19	11/12/2019	DETROIT	O*	09-08-02	3-4	33,76,4	21	0-2	3-4	27-36	45 / 30	15046
20	11/14/2019	SAN JOSE	L	09-09-02	3-5	67,33P,49	9	1-4	2-3	32-35	31 / 36	16007
21	11/16/2019	@ ST. LOUIS	W	10-09-02	4-1	15,38,385,38	38	0-2	4-4	25-38	36 / 50	18096+
22	11/18/2019	@ WASHINGTON	L	10-10-02	2-5	34P,20	18	1-4	0-1	34-31	70 / 36	18573+
23	11/21/2019	@ FLORIDA	O*	10-10-03	4-5	49,37,67P,25	5	1-1	1-1	32-28	72 / 36	13136
24	11/23/2019	@ TAMPA BAY	L	10-11-03	2-6	385,67	21	0-3	1-4	38-27	88 / 30	19092+
25	11/25/2019	NY ISLANDERS	W	11-11-03	3-0	15,4,25	15	0-2	2-2	23-26	36 / 1	16269
26	11/27/2019	@ ARIZONA	O**	11-11-04	3-4	2,34,61	18	0-3	1-2	34-28	35 / 36	14741
27	11/29/2019	WINNIPEG	L	11-12-04	0-3	4	4	0-2	3-4	24-20	37 / 36	16301
28	12/02/2019	LOS ANGELES	W	12-12-04	4-2	38,33P,24,38	24	1-1	2-2	20-36	30 / 36	15434
29	12/06/2019	WASHINGTON	L	12-13-04	2-3	15,14	13	0-3	2-3	29-36	70 / 30	15945
30	12/08/2019	@ WINNIPEG	L	12-14-04	2-3	33,29	55	0-2	3-4	33-33	37 / 36	15325+
31	12/10/2019	@ MINNESOTA	W**	13-14-04	3-2	67,4P	67	1-3	5-5	33-24	36 / 31	17154
32	12/12/2019	LOS ANGELES	L	13-15-04	1-2	38P	77	1-3	2-3	37-27	32 / 36	16008
33	12/14/2019	NY RANGERS	W**	14-15-04	4-3	33P,6,47P	33	2-4	2-2	42-32	36 / 30	14707
34	12/17/2019	@ PHILADELPHIA	L	14-16-04	1-4	67P	72	1-5	2-2	41-31	79 / 36	18449
35	12/18/2019	@ NEW JERSEY	L	14-17-04	1-3	14	21	0-2	3-4	27-20	29 / 30	13936
36	12/21/2019	@ NY ISLANDERS	W**	15-17-04	6-5	53P,39S,14,33,4	33	1-4	1-3	28-33	36 / 40	13917+
37	12/22/2019	@ NY RANGERS	L	15-18-04	1-5	34	21	0-4	5-5	20-41	30 / 30	17465
38	12/27/2019	VEGAS	W	16-18-04	4-3	14P,49,53,29	39	2-3	2-2	18-29	36 / 30	16601
39	12/29/2019	PHILADELPHIA	O*	16-18-05	1-2	6	13	0-4	2-2	28-35	37 / 36	16238
40	12/31/2019	@ VEGAS	L	16-19-05	2-5	5,33	19	0-2	1-1	28-43	29 / 36	18320+
41	01/02/2020	@ ARIZONA	L	16-20-05	2-4	33,49	15	0-1	3-3	28-34	32 / 36	14651
42	01/05/2020	NASHVILLE	W**	17-20-05	5-4	14,4,11P,14P	15	2-5	1-2	47-26	36 / 74	15858
43	01/07/2020	COLUMBUS	L	17-21-05	3-4	15,25,25	8	0-2	2-3	40-27	90 / 30	16153
44	01/09/2020	DALLAS	L	17-22-05	0-3	34	0-2	1-3	2-2	27-27	30 / 36	15419
45	01/11/2020	@ CHICAGO	L	17-23-05	2-4	49,67	8	0-1	1-1	37-33	40 / 36	21548+
46	01/13/2020	@ ST. LOUIS	L	17-24-05	1-4	53	21	0-2	0-1	21-34	34 / 36	18096+
47	01/16/2020	@ NASHVILLE	W	18-24-05	4-2	42,14P,67,38S	67	1-2	1-1	27-35	36 / 74	17388+
48	01/17/2020	@ CAROLINA	W*	19-24-05	2-1	6,34	34	0-2	2-2	37-26	30 / 47	16913
49	01/27/2020	@ SAN JOSE	L	19-25-05	2-4	255,37P	12	1-2	1-1	28-31	30 / 36	16571
50	01/29/2020	ARIZONA	W	20-25-05	4-2	14,14,47,24S	47	0-4	5-5	32-27	36 / 32	16730
51	01/31/2020	TAMPA BAY	L	20-26-05	3-4	67,44,61	86	0-3	3-3	26-22	88 / 36	16032
52	02/01/2020	@ LOS ANGELES	W	21-26-05	3-1	49,38,32	38	0-1	1-2	28-47	30 / 32	18230+
53	02/04/2020	@ OTTAWA	W**	22-26-05	3-2	37,25	25	0-3	3-5	28-32	36 / 35	9238
54	02/06/2020	@ MONTREAL	O*	22-26-06	2-3	33,38	26	0-2	4-5	37-27	31 / 36	20896
55	02/07/2020	@ TORONTO	O*	22-26-07	4-5	20,49S,14P,38	91	1-3	3-5	30-35	36 / 30	19077+
56	02/09/2020	@ BUFFALO	W	23-26-07	3-2	33,15,37	37	0-1	1-2	28-33	30 / 34	16131
57	02/13/2020	CALGARY	L	23-27-07	0-2	3	28	0-4	2-2	44-32	39 / 36	16212
58	02/16/2020	@ VANCOUVER	W	24-27-07	5-1	14,38P,14P,34,2	38	2-2	2-3	28-38	36 / 35	18871+
59	02/17/2020	@ CALGARY	L	24-28-07	4-6	14,33,20,29	23	0-2	4-4	30-43	39 / 30	19116
60	02/19/2020	FLORIDA	L	24-29-07	1-4	49	21	0-1	1-1	36-32	72 / 36	15716
61	02/21/2020	COLORADO	L	24-30-07	0-1	37	0-2	1-1	1-1	26-29	39 / 36	16742
62	02/23/2020	VEGAS	O*	24-30-08	5-6	29,37,37,14,14	27	0-2	1-1	30-28	30 / 36	15171
63	02/25/2020	EDMONTON	W*	25-30-08	4-3	22,20,14,22P	22	1-3	2-3	21-32	36 / 41	15431
64	02/28/2020	PITTSBURGH	W	26-30-08	3-2	43,15P,2	2	1-6	4-5	21-30	36 / 30	16588
65	03/01/2020	NEW JERSEY	L	26-31-08	0-3		37	0-2	1-3	34-34	35 / 36	16195
66	03/03/2020	@ CHICAGO	L	26-32-08	2-6	43,24	17	0-3	2-2	39-40	50 / 36	21345+
67	03/04/2020	@ COLORADO	W*	27-32-08	4-3	26,2,34,67	67	0-2	1-3	30-35	30 / 39	18033+
68	03/06/2020	TORONTO	W	28-32-08	2-1	24,14	14	0-2	3-3	28-31	36 / 36	15984
69	03/08/2020	MINNESOTA	O*	28-32-09	4-5	33,43,33,29	22	0-4	1-3	26-30	40 / 30	15948
70	03/10/2020	OTTAWA	W	29-32-09	5-2	33P,20,20,20,67P	20	2-2	5-5	15-42	30 / 35	15044
71	03/11/2020	ST. LOUIS	L	29-33-09	2-4	14,28	12	0-1	1-2	27-37	34 / 31	16195

(\* = OVERTIME, \*\* = SHOOTOUT, += SELLOUT)

# 2018-19 ANAHEIM DUCKS



**FRONT ROW (L-R):** John Gibson, Director of Player Personnel Rick Paterson, Senior Vice President of Hockey Operations David McNab, Executive Vice President/General Manager & Interim Head Coach Bob Murray, Owner Henry Samueli, Ryan Kesler, Ryan Getzlaf, Corey Perry, Owner Susan Samueli, Chief Executive Officer Michael Schulman, Executive Vice President/Chief Operating Officer Tim Ryan, Ryan Miller, Chad Johnson **SECOND ROW:** Vice President of Human Resources Gina Galasso, Chief Human Resources Officer Jay Scott, Chief Financial Officer Bill Foltz, Vice President/COO, Anaheim Arena Management Kevin Starkey, Assistant Coach Mark Morrison, Assistant Coach Rich Preston, Jakob Silfverberg, Josh Manson, Cam Fowler, Adam Henrique, Assistant Coach Marty Wilford, Goaltending Coach Sudarshan Maharaj, Vice President/Chief Marketing Officer Aaron Teats, Chief Commercial Officer Bill Pedigo, Vice President, The Rinks Art Trotter, Vice President & General Counsel Katie Rodin **THIRD ROW:** Director of Rehabilitation Kevin Taylor, Head Equipment Manager Chris Aldrich, Skating & Skills Development Coach Larry Barron, Video Coach Joe Piscotty, Daniel Sprong, Devin Shore, Carter Rowney, Hampus Lindholm, Rickard Rakell, Troy Terry, Ondrej Kase, Strength & Conditioning Coach Mark Fitzgerald, Assistant Strength & Conditioning Coach Chris Martin, Head Athletic Trainer Joe Huff, Assistant Athletic Trainer Mike Hanegan **FOURTH ROW:** Hockey Operations Manager David Schenker, Assistant Equipment Manager Matt Brayfield, Assistant Equipment Manager Jeff Tyni, Brendan Guhle, Max Jones, Nick Ritchie, Jaycob Megna, Korbinian Holzer, Derek Grant, Jacob Larsson, Massage Therapist Mike Griebel, Assistant Athletic Trainer Chad Walker.

## THE 2018-19 SEASON:

The Ducks finished the season with a 35-37-10 record for 80 points... Anaheim went 5-1-1 in its last seven games, earning points in six of those seven contests (11 pts)... Only Columbus (6-1-0) had a better record in its final seven games of 2018-19... Anaheim also went 11-5-1 for 23 points in its last 17 games, which ranked tied for third among NHL teams in points during that stretch... The Ducks scored 57 goals in those final 17 games (tied for fifth in the NHL) and went 11-for-43 on the PP (25.6%, fourth in NHL).

## YOUTHFUL IMPACT:

Young players made an impact at both the start and at the end of the season.

**Troy Terry** co-led NHL rookies in points (2-8-10) and assists from Mar. 5 until the night he was injured Mar. 29 at Calgary... Terry was named the NHL's Third Star of the Week for the period ending Mar. 10 after collecting 2-5-7 with a +5 rating in four games... Terry finished the week ranked third among NHL leaders in points, tied for third in assists, and tied for second in plus/minus.

**Sam Steel** led NHL rookies in goals (5-1-6) from the date of his Mar. 26 hat trick through the end of the regular season (see hat trick note below).

**Max Comtois** became the first Ducks player to score in his first two career NHL games from the start of a season and also became the second rookie in franchise history to record at least one point in each of his first three career NHL games... Comtois' goal 49 seconds into the season-opening game Oct. 3 at San Jose was the fastest to start an NHL career since 1989, when Buffalo's Alexander Mogilny scored 20 seconds into the first period Oct. 5, 1989 vs. Quebec... Comtois' goal, four seconds into his first shift, was the sixth-fastest goal to open an NHL career in NHL modern-era history (since 1943-44).

Six rookies made their NHL debuts with Anaheim in 2018-19, including **Sam Steel**, **Max Comtois**, **Max Jones**, **Josh Mahura**, **Isac Lundestrom** and **Kiefer Sherwood**.

## ON THE BLUELINE:

During the 2018-19 NHL season, the Ducks led the NHL in games played by drafted defensemen (418)... Anaheim also ranked second in

most rookies (16), games played by rookies (325) and games played by defensemen aged 27-or-younger (449).

## SIGNED & DELIVERED:

**Jakob Silfverberg** averaged over a point-per-game after he signed his five-year contract extension Mar. 2... in his final 17 games, Silfverberg recorded 8-11-19 points with a +10 rating to help the Ducks to a 11-5-1 record... Silfverberg finished the season leading the Ducks with a career-high 24 goals and ranked tied for second in points (24-19-43)... on Mar. 12 vs. Nashville, Silfverberg scored his 103rd career goal as a Duck to surpass Andrew Cogliano (102) for sole possession of eighth on the all-time franchise goals list.

## NET PRESENCE:

**John Gibson** went 26-22-8 with two shutouts, a 2.84 GAA and .917 SV% in 58 games... Gibson led the NHL in shorthanded saves (285), ranked sixth in saves (1,685) and shots against (1,838), and 10th in appearances... Gibson, who was also tied for fourth among goaltenders in March wins (8-3-0), tied for ninth in most appearances with two goals-or-less allowed (29) during the 2018-19 campaign... Gibson collected his 100th career NHL win in Anaheim's 4-3 victory over Vancouver Nov. 21 to become the fourth Ducks goaltender to reach the milestone, joining Jean-Sebastien Giguere (206), Guy Hebert (173) and Jonas Hiller (162)... Gibson also became the fastest to 100 wins with Anaheim in 196 games, besting Hiller (214 games), Giguere (248) and Hebert (254).

## RECORD-SETTING PERFORMANCE:

**Ryan Miller** surpassed John Vanbiesbrouck (374) for the all-time lead among U.S.-born goaltenders in wins (375) Feb. 17 vs. Washington... Vanbiesbrouck had been the all-time leader since Jan. 6, 2000, when he passed Tom Barraso with his 349th career win... both goalies remained active yet Vanbiesbrouck did not relinquish the lead until Miller tied him Dec. 2, 2018... Miller concluded the 2018-19 season ranked 16th on the all-time wins list for NHL goaltenders... on Feb. 19 at Minnesota, Miller stopped all 31 shots to post his 44th career shutout, second among U.S.-born goaltenders all-time... that night Miller also became the fourth goaltender since 2013-14 to record a shutout at the age of 38 or older.

# 2018-19 GAME-BY-GAME



#	Date	Team	W-L-OT	Record	GF-GA	Scorers	W Goal	PP	PK	SF-SA	W-L Glldr.	Attend.
1	10/03/2018	@ SAN JOSE	W	01-00-00	5-2	53,67P,26,14P,24	26	2-3	3-3	15-33	36 / 31	17562+
2	10/06/2018	@ ARIZONA	W	02-00-00	1-0	53	53	0-2	4-4	20-41	36 / 32	17125+
3	10/08/2018	DETROIT	W**	03-00-00	3-2	47,33	61	0-3	2-2	27-21	36 / 35	17436+
4	10/10/2018	ARIZONA	O**	03-00-01	2-3	17,46	25	0-3	2-3	25-39	32 / 36	17015
5	10/13/2018	@ DALLAS	L	03-01-01	3-5	33,64,14P	3	1-2	1-3	25-51	35 / 36	18532+
6	10/14/2018	@ ST. LOUIS	W	04-01-01	3-2	33,46,7P	7	1-2	2-3	31-31	30 / 31	16562
7	10/17/2018	NY ISLANDERS	W	05-01-01	1-1	17P,17,14,47	17	1-3	4-4	25-35	36 / 1	16909
8	10/20/2018	@ VEGAS	L	05-02-01	4-3	46	75	0-2	4-5	18-45	29 / 36	18375+
9	10/21/2018	BUFFALO	L	05-03-01	2-4	34,64	55	0-2	2-4	28-45	40 / 30	17174+
10	10/23/2018	@ CHICAGO	L	05-04-01	1-3	67	88	0-4	3-4	25-38	50 / 36	20900+
11	10/25/2018	@ DALLAS	L	05-05-01	2-5	15,15	4	0-3	3-3	25-41	30 / 36	17134
12	10/28/2018	SAN JOSE	O*	05-05-02	3-4	42,20,20	28	0-1	2-2	30-49	31 / 36	17099
13	10/30/2018	PHILADELPHIA	L	05-06-02	2-3	20,20P	19	1-3	3-4	25-36	37 / 30	16450
14	11/01/2018	NY RANGERS	O**	05-06-03	2-3	33P,67	36	1-3	2-3	30-24	40 / 36	16101
15	11/04/2018	COLUMBUS	W*	06-06-03	3-2	4,4,4	4	0-5	6-6	30-26	36 / 70	16227
16	11/06/2018	@ LOS ANGELES	L	06-07-03	1-4	17	13	0-4	0-1	31-27	36 / 36	18230+
17	11/07/2018	CALGARY	W	07-07-03	3-2	33,14,15	15	0-3	2-3	24-39	30 / 41	16461
18	11/09/2018	MINNESOTA	L	07-08-03	1-5	20,16	16	1-2	4-4	21-43	32 / 36	16464
19	11/12/2018	NASHVILLE	W**	08-08-03	2-1	15	67	0-2	7-7	30-35	36 / 35	16629
20	11/14/2018	@ VEGAS	L	08-09-03	0-5	89	0-4	5-6	29-25	29 / 36	18111+	
21	11/16/2018	TORONTO	O*	08-09-04	1-2	20	44	0-1	2-2	39-35	40 / 36	16666
22	11/18/2018	COLORADO	O*	08-09-05	3-4	26,15P,25	96	1-3	0-2	33-42	31 / 30	16502
23	11/21/2018	VANCOUVER	W	09-09-05	4-3	15,25P,8,13	83	1-4	1-2	37-28	36 / 25	16091
24	11/23/2018	EDMONTON	W*	10-09-05	2-1	37,67	67	0-2	1-2	25-28	36 / 19	16497
25	11/25/2018	@ NASHVILLE	L	10-10-05	2-5	14P,25	51	1-5	3-5	19-33	35 / 36	17167+
26	11/27/2018	@ TAMPA BAY	W	11-10-05	3-1	42,37P,24	37	1-3	4-4	22-35	30 / 70	19092+
27	11/28/2018	@ FLORIDA	W	12-10-05	3-2	42,37,37	37	0-2	2-3	25-44	36 / 34	9078
28	11/30/2018	@ CAROLINA	W*	13-10-05	2-1	20,15	15	0-3	6-6	29-34	36 / 35	13987
29	12/02/2018	@ WASHINGTON	W	14-10-05	6-5	15,7,67,20P,47P,20	20	2-3	4-5	25-32	30 / 70	18506+
30	12/05/2018	CHICAGO	W	15-10-05	4-2	26,11,25,33	25	0-1	3-3	32-27	36 / 50	15696
31	12/07/2018	CAROLINA	L	15-11-05	1-4	335	22	0-5	4-4	19-36	34 / 36	15573
32	12/09/2018	NEW JERSEY	W**	16-11-05	6-5	33,64,26,20,25	11	0-1	2-3	37-35	36 / 35	16470
33	12/12/2018	DALLAS	W*	17-11-05	6-3	25,25,25,26,33,47	26	0-1	1-3	36-29	36 / 30	16810
34	12/15/2018	@ COLUMBUS	W*	18-11-05	2-1	11,11	11	0-1	3-3	22-37	36 / 72	16171
35	12/17/2018	@ PITTSBURGH	W	19-11-05	4-2	14P,64,25,12	25	1-2	3-4	36-30	36 / 1	18575+
36	12/18/2018	@ NY RANGERS	L	19-12-05	1-3	20	13	0-5	3-3	15-24	40 / 1	17950
37	12/20/2018	@ BOSTON	L	19-13-05	1-3	76	47	0-4	2-4	25-31	41 / 36	17565+
38	12/22/2018	@ BUFFALO	L	19-14-05	0-3	26	0-3	3-4	40-33	35 / 36	19070+	
39	12/27/2018	@ SAN JOSE	L	19-15-05	2-4	33P,64	88	1-4	3-3	27-39	31 / 1	17562+
40	12/29/2018	ARIZONA	O*	19-15-06	4-5	25,11P,14,25	8	1-5	2-3	41-30	31 / 36	17174+
41	12/31/2018	TAMPA BAY	O*	19-15-07	1-2	37	21	0-1	3-3	36-35	88 / 36	17340+
42	01/04/2019	VEGAS	L	19-16-07	2-3	11P,24	67	1-3	3-3	27-42	29 / 36	17222+
43	01/06/2019	EDMONTON	L	19-17-07	0-4	97	0-3	1-1	39-24	33 / 36	17317+	
44	01/09/2019	OTTAWA	O*	19-17-08	1-2	33	36	0-3	0-0	33-30	31 / 36	17174+
45	01/11/2019	PITTSBURGH	L	19-18-08	4-7	37,15,11,335	81	0-2	2-3	25-36	30 / 36	17473+
46	01/13/2019	@ WINNIPEG	O*	19-18-09	3-4	23,67,7	18	0-2	2-3	31-34	37 / 36	15321+
47	01/15/2019	@ DETROIT	L	19-19-09	1-3	67P	14	1-2	0-0	24-25	35 / 36	19515+
48	01/17/2019	@ MINNESOTA	W	20-19-09	3-0	14,67,23	14	0-4	4-4	23-37	36 / 32	18907+
49	01/19/2019	@ NEW JERSEY	W	21-19-09	3-2	11,61P,38	38	1-2	4-4	14-31	36 / 29	15231
50	01/20/2019	@ NY ISLANDERS	L	21-20-09	0-3	15	15	0-1	2-3	19-28	40 / 1	13917+
51	01/23/2019	ST. LOUIS	L	21-21-09	1-5	11	12	0-1	0-0	13-32	50 / 36	16795
52	02/02/2019	@ WINNIPEG	L	21-22-09	1-9	37,11,29	18	0-1	1-4	29-31	37 / 36	15321+
53	02/04/2019	@ TORONTO	L	21-23-09	3-6	67	18	0-1	2-3	25-44	31 / 36	18858+
54	02/05/2019	@ MONTREAL	L	21-24-09	1-4	15	15	0-1	3-3	25-32	31 / 1	20480
55	02/07/2019	@ OTTAWA	L	21-25-09	0-4	7	0-3	1-1	4-5	45-35	31 / 36	12617
56	02/09/2019	@ PHILADELPHIA	L	21-26-09	2-6	14P,37P	12	2-4	4-5	32-40	79 / 1	19072
57	02/13/2019	VANCOUVER	W	22-26-09	1-0	33	33	0-3	4-4	22-35	40 / 25	17174+
58	02/15/2019	BOSTON	L	22-27-09	0-3	55	0-3	3-4	30-29	41 / 40	17174+	
59	02/17/2019	WASHINGTON	W	23-27-09	5-2	14,33,14P,10P,33	14	2-4	3-3	39-25	30 / 70	17495+
60	02/19/2019	@ MINNESOTA	W	24-27-09	4-0	33P,10,17,47	33	1-3	3-3	24-31	30 / 40	18533+
61	02/22/2019	@ CALGARY	L	24-28-09	1-2	38	88	0-2	1-1	26-28	41 / 30	18960
62	02/23/2019	@ EDMONTON	L	24-29-09	1-2	24	89	0-1	1-1	34-21	19 / 40	18347+
63	02/25/2019	@ VANCOUVER	L	24-30-09	0-4	77	0-2	1-2	29-29	25 / 40	18542	
64	02/27/2019	CHICAGO	L	24-31-09	3-4	295,24,61	88	0-1	3-4	32-35	50 / 30	16689
65	03/01/2019	VEGAS	L	24-32-09	0-3	71	0-2	1-2	34-34	29 / 36	16456	
66	03/03/2019	COLORADO	W	25-32-09	2-1	33,4P	4	1-3	3-4	23-26	36 / 31	16690
67	03/05/2019	@ ARIZONA	W	26-32-09	3-1	33,14P,61P	14	2-5	5-5	31-23	30 / 35	11305
68	03/06/2019	ST. LOUIS	L	26-33-09	4-5	37,67P,43,14	27	1-4	2-5	27-33	50 / 36	16854
69	03/08/2019	MONTREAL	W	27-33-09	2-3	11,14,29P,61,10,67,14,49	29	1-4	5-6	29-37	36 / 31	16580
70	03/10/2019	LOS ANGELES	L	27-34-09	8-2	11,33	38	0-1	3-3	20-25	32 / 30	17174+
71	03/12/2019	NASHVILLE	W	28-34-09	3-2	15,33,11	11	0-1	3-5	18-34	36 / 35	16811
72	03/14/2019	@ ARIZONA	L	28-35-09	1-6	33	55	0-4	3-5	37-24	35 / 30	14202
73	03/15/2019	@ COLORADO	W	29-35-09	3-3	10,15,11,10P,47	10	1-2	2-3	37-44	36 / 1	18025+
74	03/17/2019	FLORIDA	W	30-35-09	5-2	29P,14,33	33	1-2	1-1	22-39	36 / 33	16523
75	03/20/2019	WINNIPEG	L	30-36-09	0-3	55	0-5	4-5	29-23	37 / 36	16846	
76	03/22/2019	SAN JOSE	W*	31-36-09	4-3	67,14P,67P,33	33	2-3	4-5	21-26	36 / 30	17174+
77	03/23/2019	@ LOS ANGELES	O**	31-36-10	3-4	4,67P,245	11	1-2	2-3	20-30	32 / 30	18230+
78	03/26/2019	@ VANCOUVER	W	32-36-10	5-4	34,34,34,67P,64	64	1-2	1-1	24-32	36 / 25	17633
79	03/29/2019	@ CALGARY	L	32-37-10	1-6	45	23	0-1	2-3	22-37	41 / 30	19030
80	03/30/2019	@ EDMONTON	W	33-37-10	5-1	10,67,67,67,29	67	0-1	1-1	38-31	36 / 19	18347+
81	04/03/2019	CALGARY	W	34-37-10	3-1	34,49,15	49	0-2	5-5	32-26	30 / 33	17174+
82	04/05/2019	LOS ANGELES	W	35-37-10	5-2	24,5,11,345,33	11	0-1	5-5	33-46	36 / 36	17306+

(\* = OVERTIME, \*\* = SHOOTOUT, += SELLOUT)

# 2017-18 ANAHEIM DUCKS



**FRONT ROW (L-R):** John Gibson, Director of Player Personnel Rick Paterson, Senior Vice President of Hockey Operations David McNab, Executive Vice President/General Manager Bob Murray, Owner Henry Samueli, Ryan Kesler, Ryan Getzlaf, Corey Perry, Owner Susan Samueli, Chief Executive Officer Michael Schulman, Executive Vice President/Chief Operating Officer Tim Ryan, Head Coach Randy Carlyle, Ryan Miller **SECOND ROW:** Chief Human Resources Officer Jay Scott, Chief Financial Officer Bill Foltz, Vice President/COO, Anaheim Arena Management Kevin Starkey, Goaltending Coach Sudarshan Maharaj, Assistant Coach Mark Morrison, Assistant Coach Rich Preston, Francois Beauchemin, Kevin Bieksa, Cam Fowler, Andrew Cogliano, Assistant Coach Trent Yawney, Assistant Coach Steve Konowalchuk, Vice President/Chief Marketing Officer Aaron Teats, Vice President/Chief Commercial Officer Bill Pedigo, Vice President, The Rinks Art Trottier, Vice President of Human Resources Gina Galasso **THIRD ROW:** Hockey Operations Manager Chase Flanigan, Assistant Equipment Manager Chris Aldrich, Equipment Manager Doug Shearer, Video Coach Joe Piscotty, Antoine Vermette, Jakob Silfverberg, Josh Manson, Hampus Lindholm, Rickard Rakell, Adam Henrique, Patrick Eaves, Strength & Conditioning Coach Mark Fitzgerald, Assistant Strength and Conditioning Coach Chris Martin, Head Athletic Trainer Joe Huff, Assistant Athletic Trainer Mike Hannegan **FOURTH ROW:** Assistant Equipment Manager Matt Brayfield, Assistant Equipment Manager Jeff Tyni, Physical Therapist Kevin Taylor, J.T. Brown, Brandon Montour, Nick Ritchie, Derek Grant, Marcus Pettersson, Jason Chimera, Chris Kelly, Ondrej Kase, Massage Therapist Mike Griebel, Skating Consultant Larry Barron.

## POSTSEASON NOTES IN PLAYOFF SECTION

### THE 2017-18 SEASON:

The Anaheim Ducks completed the regular season 44-25-13 for 101 points, finishing second in the Pacific Division, tied for fourth in the Western Conference and tied for eighth in the NHL (MIN)...with 101 points, Anaheim became the only NHL team to post 100+ points in each season from 2013-18.

### THE FINISH:

The Ducks finished the regular season as one of the NHL's top teams, winning their last five regular-season games (tying with WPG for the longest active streak to end the season) and their last seven home games (second longest to WPG, 9)...the Ducks also went 10-1-1 with a .875 points percentage (second in the NHL to WPG) in their final 12 games...Anaheim also went 17-5-2 over the last 24 games (fourth in NHL) and 25-10-4 after the bye week (Jan. 13, tied for fourth in NHL)...over the last 47 regular-season games, the Ducks went 30-12-5 (also tied for fourth in NHL).

### ON DEFENSE:

The Ducks finished the season allowing only 209 goals, third-best in the NHL...Anaheim was the NHL's top defensive team after the All-Star break, allowing only 73 goals in 32 games (league-leading 2.28 GAA), eight fewer than anyone else in the NHL (LA, 81 goals)...the Ducks got even stingier down the stretch, allowing only 49 goals in the last 24 games (leading-

leading 2.04 GAA), 12 fewer than anyone else in the NHL (ARI, 61).

### CLINCHED:

The Ducks clinched their sixth consecutive trip to the Stanley Cup Playoffs Apr. 4, equaling the second-longest streak in the NHL...only Pittsburgh had a longer streak with 12 (Minnesota also has six consecutive)...the Ducks entered 2018 playoffs with the most post-season wins in the Western Conference since 2014 (31-22) and ranked tied for second in the NHL (Pittsburgh 40, New York Rangers 31).

### RECORD-SETTING SEASON:

The Ducks established a franchise record with a .923 SV%, which co-led all NHL teams (NSH)...the previous team record for SV% in a single season was .921, set during the 1998-99 campaign...both Ryan Miller (.928) and John Gibson (.926) surpassed the individual single-season franchise record for SV% (.924, Jonas Hiller in 2010-11, Gibson in 2016-17)...Miller ranked fifth among NHL goaltenders in SV%, while Gibson ranked eighth in SV%, 10th in wins (31) and tied for ninth in shutouts (4)...from the All-Star break through the end of the regular season, Gibson led league netminders in GAA (1.95; min. 20 games) and SV% (.937; min. 20 games) to go along with a 14-4-2 record...Gibson concluded the regular season with a 21-7-3 record in his last 31 decisions.

# 2017-18 GAME-BY-GAME



#	Date	Team	W-L-OT	Record	GF-GA	Scorers	Goal	PP	PK	SF-SA	W-L	Gldr.	Attend.
1	10/05/2017	ARIZONA	W	01-00-00	5-4	10,10,25,767	67	0-4	2-4	41-30	36 / 35	17174+	
2	10/07/2017	PHILADELPHIA	O*	01-00-01	2-3	50,45	17	0-2	5-5	23-37	37 / 36	16032	
3	10/09/2017	CALGARY	L	01-01-01	0-2		23	0-5	3-4	43-29	41 / 36	15485	
4	10/11/2017	NY ISLANDERS	W	02-01-01	3-2	7,67,18	18	0-4	5-5	30-41	36 / 41	14553	
5	10/13/2017	@ COLORADO	L	02-02-01	1-3	265	4	0-2	6-8	18-39	45 / 1	15393	
6	10/15/2017	BUFFALO	L	02-03-01	1-3	215	23	0-4	3-3	26-31	31 / 36	15821	
7	10/20/2017	MONTREAL	W	03-03-01	6-2	22,38P,50,26,38,21	50	1-4	5-6	45-51	36 / 31	17174+	
8	10/24/2017	@ PHILADELPHIA	W	04-03-01	6-2	25,26,37P,67,15,25	37	1-3	6-6	25-33	36 / 37	18895	
9	10/26/2017	@ FLORIDA	L	04-04-01	3-8	83,7,48	21	0-3	2-3	34-22	34 / 36	10545	
10	10/28/2017	@ TAMPA BAY	W	05-04-01	4-1	67P,26P,47,67	26	2-2	4-4	21-32	36 / 31	19092+	
11	10/29/2017	@ CAROLINA	W**	06-04-01	4-3	25,38,33	10	0-0	2-3	25-37	30 / 33	10108	
12	11/01/2017	TORONTO	L	06-05-01	1-3	25	12	0-4	2-2	29-29	31 / 36	15628	
13	11/03/2017	NASHVILLE	L	06-06-01	3-5	50,47P,33	33	1-4	3-4	38-30	35 / 36	16523	
14	11/04/2017	@ SAN JOSE	O**	06-06-02	1-2	10	27	0-1	3-3	26-45	31 / 30	17562+	
15	11/07/2017	LOS ANGELES	O*	06-06-03	3-4	40,45,67	21	0-5	6-7	36-43	32 / 30	16637	
16	11/09/2017	VANCOUVER	W	07-06-03	4-1	47P,26P,33P,33	26	3-6	5-5	35-20	30 / 25	16038	
17	11/12/2017	TAMPA BAY	L	07-07-03	1-2	33	23	0-1	1-2	29-37	88 / 36	15707	
18	11/15/2017	BOSTON	W	08-07-03	4-2	63,42,37,38	37	0-0	2-2	27-42	36 / 40	15089	
19	11/19/2017	FLORIDA	W	09-07-03	3-2	42,67P,26P	26	2-4	5-6	28-52	36 / 1	17174+	
20	11/20/2017	@ SAN JOSE	W**	10-07-03	3-2	10,67	50	0-2	2-3	30-42	1 / 31	17257	
21	11/22/2017	VEGAS	L	10-08-03	2-4	42,38P	18	1-4	2-3	19-49	33 / 36	17174+	
22	11/24/2017	WINNIPEG	L	10-09-03	1-4	23	27	0-2	1-3	31-36	37 / 36	16035	
23	11/25/2017	@ LOS ANGELES	O**	10-09-04	1-2	37	22	0-2	4-4	26-34	32 / 30	18230+	
24	11/27/2017	@ CHICAGO	L	10-10-04	3-7	33,21,21P	15	1-2	1-3	29-35	50 / 36	21619+	
25	11/29/2017	@ ST. LOUIS	W	11-10-04	3-2	50,63P,50P	50	2-6	4-4	30-39	36 / 34	16760	
26	12/01/2017	@ COLUMBUS	L	11-11-04	2-4	4,63	77	0-4	6-7	27-31	70 / 36	16206	
27	12/02/2017	@ NASHVILLE	O**	11-11-05	2-3	10P,4	22	1-2	2-4	35-35	35 / 30	17113+	
28	12/05/2017	@ VEGAS	O**	11-11-06	3-4	23,50P,10	89	1-3	4-4	29-43	30 / 36	17608+	
29	12/06/2017	OTTAWA	W	12-11-06	3-0	14,25,14	14	0-2	3-3	22-29	30 / 41	15890	
30	12/08/2017	MINNESOTA	O*	12-11-07	2-3	63,14	24	0-3	2-2	28-31	40 / 36	16471	
31	12/11/2017	CAROLINA	W	13-11-07	3-2	38,33,48	48	0-2	3-3	23-30	36 / 33	16198	
32	12/14/2017	@ ST. LOUIS	W	14-11-07	3-1	7,63,63	63	0-1	4-4	18-30	36 / 34	17822	
33	12/16/2017	@ WASHINGTON	O*	14-11-08	2-3	38,33P	8	1-1	0-0	30-27	70 / 36	18506+	
34	12/18/2017	@ NEW JERSEY	L	14-12-08	3-5	15,33,14	23	0-2	1-2	24-34	35 / 30	16514+	
35	12/19/2017	@ NY RANGERS	L	14-13-08	1-4	25	13	0-2	2-2	40-32	30 / 36	18006+	
36	12/21/2017	@ NY ISLANDERS	W*	15-13-08	5-4	47,25,47,67,47	47	0-2	1-3	40-26	30 / 41	10092	
37	12/23/2017	@ PITTSBURGH	W	16-13-08	4-0	25,67,75,4P	25	1-2	2-2	23-29	36 / 32	18622+	
38	12/27/2017	VEGAS	L	16-14-08	1-4	67	21	0-2	2-2	28-30	30 / 36	17444+	
39	12/29/2017	CALGARY	W	17-14-08	2-1	4,67P	67	1-6	3-3	41-23	36 / 41	17174+	
40	12/31/2017	ARIZONA	W	18-14-08	5-2	67,67,4,33,50	4	0-1	2-4	26-25	36 / 32	17174+	
41	01/02/2018	@ VANCOUVER	W	19-14-08	5-0	14,67,15,50,38	14	0-2	4-4	27-31	30 / 31	18865+	
42	01/04/2018	@ EDMONTON	O**	19-14-09	1-2	17P	93	1-2	5-5	34-34	33 / 36	18347	
43	01/06/2018	@ CALGARY	L	19-15-09	2-3	335,15	27	0-3	4-4	29-31	41 / 36	19258	
44	01/13/2018	@ LOS ANGELES	W	20-15-09	4-2	25,17P,25,10	25	1-2	2-2	22-25	36 / 32	18443+	
45	01/15/2018	@ COLORADO	L	20-16-09	1-3	21	29	0-2	5-6	34-29	45 / 30	16090	
46	01/17/2018	PITTSBURGH	W	21-16-09	5-3	67,14,215,25,47	25	0-2	2-4	33-33	36 / 35	17291+	
47	01/19/2018	LOS ANGELES	W	22-16-09	2-1	14,17	17	0-2	1-1	31-24	36 / 32	17258+	
48	01/21/2018	SAN JOSE	L	22-17-09	2-6	67P,15	89	1-3	3-5	35-26	30 / 36	17347+	
49	01/23/2018	NY RANGERS	W	23-17-09	6-3	71,10P,7145,67P,15	14	2-6	2-3	31-44	36 / 31	16763	
50	01/25/2018	WINNIPEG	W**	24-17-09	4-3	14,37,17	14	0-4	2-2	39-27	30 / 37	17174+	
51	01/30/2018	@ BOSTON	W	25-17-09	3-1	33,14P,14	14	1-2	4-4	27-31	36 / 35	17565+	
52	02/01/2018	@ OTTAWA	O*	25-17-10	1-2	17	65	0-2	2-4	31-32	1 / 30	13759	
53	02/03/2018	@ MONTREAL	L	25-18-10	2-5	10P,67	21	1-4	4-7	45-29	37 / 30	21302+	
54	02/05/2018	@ TORONTO	L	25-19-10	4-7	15,67,25P,67	29	1-3	2-3	44-40	35 / 30	19055+	
55	02/06/2018	@ BUFFALO	W*	26-19-10	4-3	67P,25,10,14	14	1-3	1-2	33-33	30 / 40	16788	
56	02/09/2018	EDMONTON	W	27-19-10	3-2	47,10,17	17	0-2	3-3	34-32	36 / 33	17174+	
57	02/11/2018	SAN JOSE	O**	27-19-11	2-3	25,4	8	0-2	1-1	27-39	31 / 36	17435+	
58	02/13/2018	@ DETROIT	L	27-20-11	1-2	14	51	0-4	2-2	33-16	35 / 36	19515+	
59	02/15/2018	@ CHICAGO	W	28-20-11	3-2	37,25,14	14	0-2	4-5	32-44	36 / 31	21415+	
60	02/17/2018	@ MINNESOTA	W**	29-20-11	3-2	10P,25	37	1-3	3-3	31-38	36 / 40	19192+	
61	02/19/2018	@ VEGAS	W	30-20-11	2-0	33,42	33	0-0	2-2	20-33	36 / 29	18267+	
62	02/21/2018	DALLAS	W	31-20-11	2-0	47P,155	47	1-3	4-4	17-41	30 / 30	16609	
63	02/24/2018	@ ARIZONA	L	31-21-11	0-2		55	0-2	4-4	26-38	32 / 30	11959	
64	02/25/2018	EDMONTON	O**	31-21-12	5-6	67,14P,15,67,67	97	1-3	2-2	46-42	35 / 30	17174+	
65	03/02/2018	COLUMBUS	W	32-21-12	4-2	67,75,42,4	42	0-2	4-4	35-36	36 / 72	16447	
66	03/04/2018	CHICAGO	W	33-21-12	6-3	67P,10,65,33,33,10	33	1-2	2-2	31-40	36 / 31	16989	
67	03/06/2018	WASHINGTON	W	34-21-12	4-0	14P,47,67,37	14	1-1	3-3	18-36	36 / 70	15910	
68	03/08/2018	@ NASHVILLE	L	34-22-12	2-4	67,67	51	0-2	1-1	33-28	35 / 36	17475+	
69	03/09/2018	@ DALLAS	L	34-23-12	1-2	15	14	0-3	0-2	27-37	32 / 30	18532+	
70	03/12/2018	ST. LOUIS	L	34-24-12	2-4	10,38	71	0-1	1-1	22-23	34 / 36	16312	
71	03/14/2018	VANCOUVER	W	35-24-12	3-0	26,20,26P	26	1-6	2-2	37-32	36 / 25	16561	
72	03/16/2018	DETROIT	W	36-24-12	4-2	37,38,10,17	10	0-2	5-5	36-30	36 / 35	17243+	
73	03/18/2018	NEW JERSEY	W	37-24-12	4-2	15,33,26P,67	26	1-2	3-4	36-17	36 / 1	16401	
74	03/21/2018	@ CALGARY	W	38-24-12	4-0	75,25,47,23	7	0-1	2-2	16-29	36 / 41	19059	
75	03/23/2018	@ WINNIPEG	O*	38-24-13	2-3	38P,37	81	1-2	2-2	18-42	37 / 36	15321+	
76	03/25/2018	@ EDMONTON	W*	39-24-13	5-4	42,14,10,14,47	47	0-2	3-4	38-32	36 / 33	18347	
77	03/27/2018	@ VANCOUVER	L	39-25-13	1-4	7	55	0-2	1-1	24-30	25 / 36	18405	
78	03/30/2018	LOS ANGELES	W*	40-25-13	2-1	37,67	67	0-1	0-0	33-29	36 / 32	17473+	
79	04/01/2018	COLORADO	W*	41-25-13	4-3	714,17,25	25	0-2	3-4	42-31	30 / 45	17054	
80	04/04/2018	MINNESOTA	W	42-25-13	3-1	37,25,7	25	0-3	2-3	30-27	30 / 40	17495+	
81	04/06/2018	DALLAS	W	43-25-13	5-3	33,67P,38,42,7	42	1-4	1-1	33-26	30 / 35	17355+	
82	04/07/2018	@ ARIZONA	W	44-25-13	3-0	14P,67,47	14	1-2	4-4	27-31	30 / 32	17382+	

(\* = OVERTIME, \*\* = SHOOTOUT, += SELLOUT)

# 2016-17 ANAHEIM DUCKS



**Front Row (L-R):** John Gibson, Executive Vice President/COO Tim Ryan, Director of Player Personnel Rick Paterson, Senior Vice President of Hockey Operations David McNab, Executive Vice President/General Manager Bob Murray, Owner Henry Samueli, Ryan Kesler, Ryan Getzlaf, Corey Perry, Owner Susan Samueli, CEO Michael Schulman, Head Coach Randy Carlyle, Assistant to the General Manager Dave Baseggio, Jonathan Bernier and Jhonas Enroth. **Second Row:** Chief Human Resources Officer Jay Scott, Chief Financial Officer Bill Foltz, Vice President/COO Anaheim Arena Management Kevin Starkey, Goaltending Consultant Sudarshan Maharaj, Assistant Coach Rich Preston, Director of Player Development Todd Marchant, Sami Vatanen, Kevin Bieksa, Cam Fowler, Andrew Cogliano, Assistant Coach Trent Yawney, Assistant Coach Paul MacLean, Vice President/COO Aaron Teats, Vice President of Information Technology Chris Johnston, Vice President/Chief Commercial Officer - Bill Pedigo, Vice President - The Rinks Art Trottier and Vice President of Human Resources Gina Galasso. **Third Row:** Assistant Equipment Manager Chris Aldrich, Equipment Manager Doug Shearer, Video Coordinator Joe Piscotto, Antoine Vermette, Jakob Silfverberg, Josh Manson, Hampus Lindholm, Rickard Rakell, Nate Thompson, Patrick Eaves, Strength and Conditioning Coach Mark Fitzgerald, Head Athletic Trainer Joe Huff and Assistant Athletic Trainer Mike Hannegan and Skating Consultant Larry Barron. **Back Row:** Equipment Assistant Jeff Tyni, Physical Therapist Kevin Taylor, Brandon Montour, Chris Wagner, Nick Ritchie, Korbinian Holzer, Clayton Stoner, Jared Boll, Logan Shaw, Ondrej Kase, Massage Therapist James Partida and Assistant Massage Therapist Raul Dorantes.

## POSTSEASON NOTES IN PLAYOFF SECTION

### THE 2016-17 SEASON:

The Anaheim Ducks clinched the 2016-17 Pacific Division for the fifth straight season with a 46-23-13 record and 105 points...the Ducks were the seventh different team in NHL history to win five consecutive division titles, joining the Colorado/Quebec franchise (9 straight from 1995-03), Montreal (8 from 1975-82), Detroit (8 from 2001-09), Edmonton (6 from 1982-87), Dallas (5 from 1997-01) and Vancouver (5 from 2009-13)...Anaheim was also the only team to win the Pacific Division five consecutive years since its creation in 1993-94...the Ducks won the division after falling nine points back of first place on three separate occasions, most recently being nine points behind San Jose on March 15 (91 San Jose points to 82 Anaheim points)...the Ducks eclipsed 100 points for the fourth consecutive season, joining the Chicago Blackhawks as the only teams to accomplish the feat.

### DOWN THE STRETCH:

The Ducks went 29-11-7 for 65 points after the Holiday Break (games resumed Dec. 27), the second-best record in the NHL (WSH had 74 points)...the Ducks also allowed only 99 goals over that stretch, 12 fewer than anyone else in the NHL (WSH, 111 allowed)...the Ducks' penalty killing also led the NHL at 88.1% over that stretch...Anaheim also went 14-2-3 for 31 points from the end of its bye week on Mar. 3 through the remainder of the schedule, ranking second the NHL in points and wins (STL, 15 wins and 32 points).

### STRONG FINISH:

Anaheim became the fifth team in league history to conclude the regular season on a 14-game (11-0-3) point streak...the Ducks were the first team to accomplish the feat since Pittsburgh finished the 1992-93 season with points in 18

straight games...the other three teams included Montreal (21-game point streak in 1979-80), Philadelphia (14 in 1974-75) and Buffalo (14 in 1979-80)...the 11-0-3 run was the third-longest standings point streak in club history and tied for the second longest in the NHL this season (Columbus 16, Washington also had 14).

### AT HONDA CENTER:

Anaheim's 29-8-4 record and 62 points at Honda Center tied franchise records in both categories...in addition, the club allowed the fewest goals at Honda Center in club history (82)...the Ducks won their final six home games (6-0-0) and closed the season with a 10-game point streak (9-0-1) at Honda Center.

### CLINCHED:

Anaheim was one of six NHL teams and the only Pacific Division club that has qualified for the postseason in the previous five consecutive seasons, joining Pittsburgh (11 straight), Chicago (9), New York Rangers (7), St. Louis (6) and Minnesota (5)...during the five-year stretch, the Ducks posted a 227-104-45 record, leading the NHL in point percentage (.664) and points (499) and tied for second in wins.

### ON THE LEADERBOARD:

The Ducks ranked third among NHL teams in goals against per game (2.40) and fewest goals allowed (197), and fourth in PK% (84.7%) in 2016-17...the Ducks also led the league in fewest goals allowed in the third period (55)...at Honda Center, Anaheim ranked third among NHL clubs in home standings points (62) and home wins (29-8-4) and second overall in fewest home goals allowed (82).

# 2016-17 GAME-BY-GAME



#	Date	Team	W-L-OT	Record	GF-GA	Scorers	W Goal	PP	PK	SF-SA	W-L	Gltr.	Attnd.
1	10/13/2016	@ DALLAS	L	00-01-00	2-4	75,7	21	0-5	4-4	35-20	31 / 36	18532+	
2	10/15/2016	@ PITTSBURGH	L	00-02-00	2-3	4P10	81	1-3	2-3	36-45	29 / 1	18452+	
3	10/16/2016	@ NY ISLANDERS	O*	00-02-01	2-3	4,15	12	0-4	4-4	26-30	41 / 36	15795+	
4	10/18/2016	@ NEW JERSEY	L	00-03-01	1-2	45P	9	1-4	5-7	24-28	35 / 36	16514+	
5	10/20/2016	@ PHILADELPHIA	W	01-03-01	3-2	21,10,16	16	0-2	6-7	26-22	36 / 35	19982+	
6	10/23/2016	VANCOUVER	W	02-03-01	4-2	74P,37,10	37	1-2	2-2	37-19	36 / 30	17174+	
7	10/25/2016	@ SAN JOSE	O*	02-03-02	1-2	21	44	0-3	4-5	20-36	31 / 36	17562+	
8	10/26/2016	NASHVILLE	W	03-03-02	6-1	37P,33S,33P,10,7S,17P	33	3-4	4-5	26-29	36 / 35	15421	
9	10/28/2016	COLUMBUS	L	03-04-02	0-4		89	0-4	4-5	35-37	72 / 36	15841	
10	11/01/2016	@ LOS ANGELES	W	04-04-02	4-0	67,50P,17P,74	67	2-4	1-1	21-30	36 / 31	18230+	
11	11/02/2016	PITTSBURGH	L	04-05-02	1-5	4P	7	1-3	2-3	33-34	30 / 36	15543	
12	11/04/2016	ARIZONA	W	05-05-02	5-1	2P,67,33,50,67	67	1-2	1-1	33-22	36 / 35	16405	
13	11/06/2016	CALGARY	W	06-05-02	4-1	3,17P,7,17P	17	2-3	2-2	21-26	1 / 31	16218	
14	11/09/2016	@ COLUMBUS	O*	06-05-03	2-3	67,37	8	0-3	3-3	32-18	72 / 36	10250	
15	11/10/2016	@ CAROLINA	W	07-05-03	4-2	17,33,33,17	33	0-3	2-2	27-30	1 / 30	8086	
16	11/12/2016	@ NASHVILLE	L	07-06-03	0-5		4	0-6	3-4	27-27	35 / 36	17309+	
17	11/15/2016	EDMONTON	W	08-06-03	4-1	37,4,17P,50	4	1-3	4-4	27-34	36 / 33	15600	
18	11/17/2016	NEW JERSEY	W	09-06-03	3-2	67,33,17	17	0-2	3-3	23-29	1 / 35	14954	
19	11/20/2016	LOS ANGELES	L	09-07-03	2-3	50,67P	77	1-7	1-3	30-29	31 / 36	16611	
20	11/22/2016	NY ISLANDERS	O**	09-07-04	2-3	4P,67	2	1-2	4-5	41-35	1 / 1	15161	
21	11/25/2016	CHICAGO	L	09-08-04	2-3	37,33	38	0-2	1-2	36-25	50 / 36	17174+	
22	11/26/2016	@ SAN JOSE	W	10-08-04	3-2	16,67,15P	15	1-1	2-3	26-23	1 / 31	17562+	
23	11/29/2016	MONTREAL	W	11-08-04	2-1	67P,4	4	1-4	3-3	38-40	36 / 31	14830	
24	12/01/2016	@ VANCOUVER	W	12-08-04	3-1	33,86,7	86	0-1	3-3	24-28	36 / 30	17627	
25	12/03/2016	@ EDMONTON	O*	12-08-05	2-3	17P,67	29	1-2	1-2	33-32	33 / 36	18347	
26	12/04/2016	@ CALGARY	L	12-09-05	3-8	17,17P,48	18	1-4	1-3	33-25	31 / 1	17840	
27	12/07/2016	CAROLINA	W**	13-09-05	6-5	7,64,17,37,10	86	0-3	4-5	38-34	36 / 30	14582	
28	12/09/2016	SAN JOSE	W	14-09-05	3-2	67,50,47	47	0-3	1-1	32-24	1 / 31	17174+	
29	12/11/2016	OTTAWA	W	15-09-05	5-1	74,10P,50P,37,45P	10	3-4	3-4	32-22	36 / 1	15714	
30	12/13/2016	@ DALLAS	L	15-10-05	2-6	15,10P	27	1-5	3-4	36-27	31 / 36	17543	
31	12/15/2016	@ BOSTON	W	16-10-05	4-3	72,42,67	67	0-3	3-4	27-34	1 / 35	17565+	
32	12/17/2016	@ DETROIT	L	16-11-05	4-6	67P,53P,4,67	21	2-2	3-3	25-32	34 / 36	20027	
33	12/19/2016	@ TORONTO	W	17-11-05	3-2	15P,37,4P	4	2-5	3-3	28-35	36 / 31	18861+	
34	12/20/2016	@ MONTREAL	L	17-12-05	1-5	7	14	0-3	4-6	13-34	31 / 1	21288+	
35	12/22/2016	@ OTTAWA	O*	17-12-06	1-2	33P	68	1-4	1-2	25-18	1 / 36	17125	
36	12/27/2016	SAN JOSE	O*	17-12-07	2-3	86,33	88	0-1	4-4	36-25	31 / 36	17403+	
37	12/29/2016	@ CALGARY	W	18-12-07	3-1	50P,33,67P	33	2-6	4-4	25-32	36 / 31	19289+	
38	12/30/2016	@ VANCOUVER	O*	18-12-08	2-3	155,67	33	0-1	6-7	26-26	30 / 36	18214	
39	01/01/2017	PHILADELPHIA	W**	19-12-08	4-3	17,17,17	10	0-2	4-5	25-55	36 / 35	17174+	
40	01/04/2017	DETROIT	W	20-12-08	2-0	37,86	37	0-4	3-3	24-23	36 / 34	17174+	
41	01/06/2017	ARIZONA	W*	21-12-08	3-2	74,21,86	86	0-3	1-2	35-23	36 / 41	15415	
42	01/08/2017	MINNESOTA	L	21-13-08	1-2	17	46	0-3	3-4	24-36	40 / 36	15645	
43	01/10/2017	DALLAS	W	22-13-08	2-0	33P,7	33	1-4	3-3	38-34	36 / 31	15073	
44	01/12/2017	@ COLORADO	W	23-13-08	4-1	33,67,17,10	67	0-1	3-3	32-34	36 / 1	14589	
45	01/14/2017	@ ARIZONA	W	24-13-08	3-0	47,37,17	47	0-2	3-3	23-26	1 / 35	12015	
46	01/15/2017	ST. LOUIS	O*	24-13-09	1-2	67	21	0-3	3-3	23-25	40 / 36	17174+	
47	01/17/2017	TAMPA BAY	W**	25-13-09	2-1	15,67P	67	1-5	3-3	21-28	36 / 30	14763	
48	01/19/2017	COLORADO	W	26-13-09	2-1	47P,37	37	1-5	0-1	36-22	36 / 31	15414	
49	01/21/2017	@ MINNESOTA	L	26-14-09	3-5	64,45,10P	20	1-2	2-2	29-25	40 / 1	19288+	
50	01/23/2017	@ WINNIPEG	W	27-14-09	3-2	485,67,15P	15	1-2	5-5	27-33	31 / 31	15294+	
51	01/25/2017	EDMONTON	L	27-15-09	0-4		29	0-2	2-2	26-23	33 / 36	17174+	
52	01/31/2017	COLORADO	W	28-15-09	5-1	33P,67,33,5,4	67	1-1	4-4	31-29	36 / 31	15963	
53	02/03/2017	@ FLORIDA	L	28-16-09	1-2	47	11	0-3	5-5	23-37	34 / 36	14689	
54	02/04/2017	@ TAMPA BAY	O**	28-16-10	2-3	71,15	11	0-5	6-7	16-37	30 / 1	19092+	
55	02/07/2017	@ NY RANGERS	L	28-17-10	1-4	33	36	0-4	1-1	44-20	30 / 36	18006+	
56	02/09/2017	@ BUFFALO	W	29-17-10	5-2	10,67,50P,10,7	50	1-4	1-2	44-26	36 / 40	18027	
57	02/11/2017	@ WASHINGTON	L	29-18-10	4-6	33,47,17,5	82	0-2	2-3	22-39	70 / 36	18506+	
58	02/14/2017	@ MINNESOTA	W	30-18-10	1-0	74	74	0-0	5-5	23-37	36 / 40	19047+	
59	02/17/2017	FLORIDA	L	30-19-10	1-4	75	68	0-3	2-3	36-31	34 / 36	16339	
60	02/19/2017	LOS ANGELES	W	31-19-10	1-0	42	42	0-2	2-2	29-24	36 / 31	17174+	
61	02/20/2017	@ ARIZONA	L	31-20-10	2-3	15,15	17	0-2	3-3	36-20	41 / 1	14554	
62	02/22/2017	BOSTON	W	32-20-10	5-3	86,67,42,67,7	67	0-3	5-5	25-29	1 / 40	15135	
63	02/25/2017	@ LOS ANGELES	L	32-21-10	1-4	7	73	0-4	4-4	33-33	32 / 1	18230+	
64	03/03/2017	TORONTO	W	33-21-10	5-2	67,33,67,45,18	67	0-1	3-4	36-39	1 / 35	16293	
65	03/05/2017	VANCOUVER	L	33-22-10	1-2	18	60	0-2	2-2	44-27	32 / 1	14523	
66	03/07/2017	NASHVILLE	W**	34-22-10	4-3	15P,37,67	18	1-3	4-5	42-27	1 / 35	14622	
67	03/09/2017	@ CHICAGO	W	35-22-10	1-0	10	10	0-2	2-2	26-43	1 / 50	21838+	
68	03/10/2017	@ ST. LOUIS	L	35-23-10	3-4	67,21,33P	6	1-2	2-2	26-35	34 / 36	19358+	
69	03/12/2017	WASHINGTON	W	36-23-10	5-2	10,10,67,15P,17	67	1-6	4-5	32-27	1 / 70	17174+	
70	03/15/2017	ST. LOUIS	W	37-23-10	2-1	67,15S	15	0-5	3-3	22-27	1 / 34	14760	
71	03/17/2017	BUFFALO	O**	37-23-11	1-2	67	28	0-0	1-1	40-31	31 / 1	14556	
72	03/18/2017	@ SAN JOSE	W	38-23-11	2-1	18,33	33	0-2	2-3	27-34	1 / 31	17562+	
73	03/22/2017	EDMONTON	W	39-23-11	4-3	18,47,42,67	67	0-5	4-5	34-32	1 / 33	15310	
74	03/24/2017	WINNIPEG	W	40-23-11	3-1	10,7,33	7	0-3	2-3	35-18	1 / 34	15647	
75	03/26/2017	NY RANGERS	W	41-23-11	6-3	18,17P,42S,718,37	7	1-3	2-2	34-28	1 / 30	17174+	
76	03/28/2017	@ VANCOUVER	W	42-23-11	4-1	10,18,37,71	18	0-4	2-2	39-35	1 / 30	18262	
77	03/30/2017	@ WINNIPEG	O*	42-23-12	3-4	33,10,10P	55	1-2	4-4	28-41	34 / 1	15294+	
78	04/01/2017	@ EDMONTON	O*	42-23-13	2-3	15P,18P	29	2-2	3-4	18-37	33 / 36	18347	
79	04/02/2017	@ CALGARY	W	43-23-13	4-3	18P,33,5,48	48	1-3	2-4	34-21	1 / 1	18945	
80	04/04/2017	CALGARY	W	44-23-13	3-1	18,2,21	2	0-4	4-4	20-27	36 / 1	15125	
81	04/06/2017	CHICAGO	W	45-23-13	4-0	10P,21,17,67	10	1-3	3-3	26-37	36 / 50	16462	
82	04/09/2017	LOS ANGELES	W*	46-23-13	4-3	18,50P,44,53	53	1-5	3-4	24-18	1 / 32	16564	

(\* = OVERTIME, \*\* = SHOOTOUT, + = SELLOUT)

# 2015-16 ANAHEIM DUCKS



**Front Row (L-R):** John Gibson, Executive Vice President/COO Tim Ryan, Senior Vice President of Hockey Operations David McNab, Executive Vice President/General Manager Bob Murray, Owner Henry Samueli, Ryan Kesler, Ryan Getzlaf, Corey Perry, Owner Susan Samueli, CEO Michael Schulman, Director of Player Personnel Rick Paterson, Head Coach Bruce Boudreau and Frederik Andersen. **Second Row:** Vice President of Human Resources Jay Scott, CFO Bill Foltz, Vice President/COO Anaheim Arena Management Kevin Starkey, Assistant Coach Rich Preston, Goaltending Consultant Dwayne Roloson, Sami Vatanen, Kevin Bieksa, Cam Fowler, Andrew Cogliano, Assistant Coach Trent Yawney, Assistant Coach Paul MacLean, Assistant to the General Manager Dave Baseggio, Vice President/CMO Aaron Teats and Vice President - THE RINKS Art Trotter. **Third Row:** Assistant Equipment Manager Chris Aldrich, Equipment Manager Doug Shearer, Video Coordinator Joe Piscotty, David Perron, Jakob Silfverberg, Hampus Lindholm, Josh Manson, Rickard Rakell, Nate Thompson, Brandon Pirri, Strength and Conditioning Coach Mark Fitzgerald, Head Athletic Trainer Joe Huff and Assistant Athletic Trainer Mike Hannegan. **Back Row:** Equipment Assistant Jeff Tyni, Ryan Garbutt, Jamie McGinn, Nick Ritchie, Korbinian Holzer, Clayton Stoner, Simon Despres, Chris Stewart, Shawn Horcoff, Mike Santorelli, Physical Therapist Kevin Taylor and Massage Therapist James Partida.

## POSTSEASON NOTES IN PLAYOFF SECTION

### THE 2015-16 SEASON:

The Anaheim Ducks finished the 2015-16 regular season 46-25-11 for 103 points, ranking first in the Pacific Division, fourth in the Western Conference and sixth in the NHL...it marked the third consecutive year the club posted 100+ points, joining St. Louis and Chicago as the only NHL teams to do so from 2013-16...Anaheim went 6-2-2 in the last 10 games, 21-6-4 in the last 31 and 34-10-5 over the last 49 contests.

### DUCKS WIN PACIFIC:

The Ducks won their fourth consecutive division title on the last day of the season with a 2-0 victory over Washington...Anaheim became the first NHL team to win four division titles in a row since Vancouver won five straight (Northwest Division) from 2009-2013...the Ducks joined San Jose (2007-11) as the only two franchises to win the Pacific Division title four years in a row since the division's creation in 1993-94...the Ducks won the division after trailing by 16 points at the halfway point of the season (41 games on Jan. 12), becoming the first team to erase such a deficit at the halfway point since New Jersey in 2005-06 (trailed Philadelphia by 19 points through 41 games).

### AFTER THE HOLIDAY BREAK:

After the Christmas break, the Ducks went 34-10-5 for the best record in the NHL (.745 points percentage)...the Ducks led the league in wins (34), standings points (73), PPG (27.5%), PPG (42), fewest goals allowed (104), goals allowed per game (2.1) and goal differential (+50); ranked second in goals (154) and goals per game (3.1) and third in PK% (86.9%) following the break...

the Ducks were the first team since 2010 and just the fourth since 2005 to post a .745+ win (73 points) percentage after the Christmas break in a full season (34-10-5)...the others being the 2007 Canucks (32-8-6, .761), 2010 Capitals (37-7-7, .767) and 2006 Red Wings (34-7-5, .793).

### DUCKS CAPTURE FIRST JENNINGS TROPHY:

Allowing a league-low 192 goals, goaltenders John Gibson and Frederik Andersen won the 2015-16 Jennings Trophy and became the first Anaheim goaltenders to win the award in franchise history...Gibson finished 21-13-4 with a 2.07 GAA and .920 SV% in 40 games, with Andersen going 22-9-7 with a 2.30 GAA and .919 SV% in 43 contests...Gibson ranked tied for second among league leaders with a 2.07 GAA, which was also the lowest among qualified rookie goaltenders (min. 25 games played) since 2009-10 (Tuukka Rask w/ BOS, 1.97).

### FIRST IN 3+ DECADES:

Anaheim was the first team since the 1984-85 New York Islanders to finish the regular season with the league's best PPG (23.2%) and PK% (87.2%)...the Ducks led the league in PPG after ranking tied for 19th on Jan. 13 (17.9%, 27-for-151)...the club scored power-play goals in 19 of its last 28 games (in which it had an opportunity), going 29-for-91 with the man advantage (31.9%, best in the NHL)...Anaheim went undefeated in regulation in 23 consecutive games (22-0-1) when scoring a PPG from Nov. 30-Mar. 5.




# 2015-16 GAME-BY-GAME



#	Date	Team	W-L-OT	Record	GF-GA	Scorers	W Goal	PP	PK	SF-SA	W-L Gltrd.	Attend.
1	10/10/2015	@ SAN JOSE	L	00-01-00	0-2		12	0-1	1-1	27-44	31 / 31	17562+
2	10/12/2015	VANCOUVER	O**	00-01-01	1-2	45	14	0-2	2-2	29-25	30 / 31	17174+
3	10/14/2015	ARIZONA	L	00-02-01	0-4		10	0-3	5-6	37-29	40 / 30	15172
4	10/16/2015	COLORADO	L	00-03-01	0-3		29	0-5	2-2	35-25	21 / 31	17174+
5	10/18/2015	MINNESOTA	W	01-03-01	4-1	4,67,25,47	67	0-2	1-1	22-35	30 / 40	16784
6	10/22/2015	@ NASHVILLE	L	01-04-01	1-5	46P	4	1-5	4-5	28-29	35 / 30	1713+
7	10/24/2015	@ MINNESOTA	L	01-05-01	0-3		24	0-1	5-5	15-30	40 / 31	19034+
8	10/26/2015	@ CHICAGO	O*	01-05-02	0-1		19	0-3	3-3	39-24	50 / 31	21529+
9	10/27/2015	@ DALLAS	L	01-06-02	3-4	25P,22,26	21	1-4	2-3	20-34	31 / 31	17798
10	10/29/2015	@ ST. LOUIS	L	01-07-02	1-2	47P	55	1-4	5-3	23-34	34 / 31	16904
11	11/01/2015	NASHVILLE	W	02-07-02	4-2	67,45,72,9	7	0-2	5-6	28-42	31 / 30	16276
12	11/04/2015	FLORIDA	W**	03-07-02	3-2	29,10P	29	1-5	3-3	39-25	31 / 1	15169
13	11/06/2015	COLUMBUS	W	04-07-02	4-2	4,19P,42,3	42	1-3	2-2	34-36	31 / 30	17174+
14	11/07/2015	@ SAN JOSE	W	05-07-02	1-0	10	10	0-2	4-4	17-31	30 / 31	17562+
15	11/09/2015	ARIZONA	O*	05-07-03	3-4	29P,17,45	89	1-4	4-5	36-28	29 / 31	13864
16	11/11/2015	EDMONTON	O*	05-07-04	3-4	10P,22,10	16	1-2	1-2	37-27	39 / 31	16505
17	11/13/2015	NY ISLANDERS	L	05-08-04	1-4	10P	15	1-3	5-5	25-29	1 / 30	17174+
18	11/16/2015	@ CAROLINA	W	06-08-04	4-1	22,45,26,15	45	0-0	3-3	20-25	30 / 31	9305
19	11/17/2015	@ NASHVILLE	L	06-09-04	2-3	67,25	20	0-5	5-6	40-21	35 / 31	1713+
20	11/19/2015	@ FLORIDA	W	07-09-04	3-1	4P,75,33	7	1-3	3-3	41-25	31 / 1	10947
21	11/21/2015	@ TAMPA BAY	L	07-10-04	0-5		86	0-1	2-4	30-24	30 / 31	19092+
22	11/24/2015	CALGARY	W	08-10-04	5-3	10P,67,67,10P,17	10	2-2	2-2	32-25	36 / 31	15688
23	11/25/2015	@ ARIZONA	L	08-11-04	2-4	17P,45P	10	2-3	2-3	31-34	41 / 36	11578
24	11/27/2015	CHICAGO	O*	08-11-05	2-3	7,29	15	0-3	3-4	25-32	50 / 36	17174+
25	11/30/2015	VANCOUVER	W	09-11-05	4-0	22,67P,33,10	22	1-3	3-3	30-25	36 / 30	14006
26	12/02/2015	TAMPA BAY	L	09-12-05	1-2	10	42	0-4	3-4	33-22	30 / 36	14741
27	12/04/2015	SAN JOSE	W	10-12-05	1-0	25	25	0-4	4-4	26-23	36 / 31	15701
28	12/06/2015	PITTSBURGH	W	11-12-05	1-1	10,29	29	0-1	2-2	25-24	36 / 29	15836
29	12/11/2015	CAROLINA	L	11-13-05	1-5	33	53	0-1	2-3	32-24	31 / 36	17174+
30	12/17/2015	@ BUFFALO	L	11-14-05	0-3		9	0-3	3-3	44-22	31 / 36	18801
31	12/19/2015	@ NEW JERSEY	W	12-14-05	2-1	29,17	17	0-0	2-2	18-22	31 / 1	16514+
32	12/21/2015	@ NY ISLANDERS	L	12-15-05	2-5	26,42	29	0-1	3-3	29-31	41 / 31	13578
33	12/22/2015	@ NY RANGERS	O*	12-15-06	2-3	10,67	36	0-4	4-5	19-22	30 / 36	18006+
34	12/27/2015	PHILADELPHIA	W	13-15-06	4-2	15P,10P,10,22S	10	2-3	4-5	37-26	36 / 35	17322+
35	12/29/2015	@ CALGARY	W	14-15-06	1-0	22	22	0-2	3-3	21-14	36 / 31	19289+
36	12/31/2015	@ EDMONTON	W	15-15-06	1-0	15P	15	1-2	3-3	35-21	36 / 33	16839+
37	01/01/2016	@ VANCOUVER	O**	15-15-07	1-2	17P	14	1-2	3-3	28-25	25 / 31	18570
38	01/03/2016	WINNIPEG	W	16-15-07	4-1	67,2P,10,17P	2	2-2	4-4	35-20	36 / 34	17174+
39	01/06/2016	TORONTO	L	16-16-07	0-4		15	0-2	6-6	39-38	45 / 36	16283
40	01/08/2016	ST. LOUIS	W**	17-16-07	4-3	17,10,17P	15	1-5	4-4	39-28	36 / 1	16250
41	01/10/2016	DETROIT	L	17-17-07	1-2	10	15	0-2	3-3	31-24	34 / 36	17174+
42	01/13/2016	OTTAWA	W	18-17-07	4-1	7,53P,26,33	53	1-3	2-2	38-25	31 / 41	15791
43	01/15/2016	DALLAS	W	19-17-07	4-2	33,45,47P,10	47	1-3	3-4	35-24	31 / 32	16201
44	01/17/2016	LOS ANGELES	L	19-18-07	2-3	67,57	11	0-3	1-2	32-26	32 / 36	17227+
45	01/20/2016	MINNESOTA	W	20-18-07	3-1	29,67,33	67	0-1	3-3	27-26	36 / 40	15962
46	01/23/2016	@ DETROIT	W	21-18-07	4-3	17,10,10,17	17	0-4	4-4	35-27	36 / 35	20027
47	01/26/2016	@ BOSTON	W	22-18-07	6-2	10,53P,57,2,17,25	57	1-4	4-4	39-34	31 / 40	17565+
48	02/02/2016	SAN JOSE	W	23-18-07	3-2	67,47,5,16	16	0-4	3-3	25-32	31 / 31	16588
49	02/04/2016	@ LOS ANGELES	W	24-18-07	4-2	15,57,16,47P	16	1-5	1-2	24-25	36 / 32	18230+
50	02/05/2016	ARIZONA	W	25-18-07	5-2	47,25,10,7,19P	10	1-7	4-5	41-25	31 / 29	17342+
51	02/08/2016	@ PITTSBURGH	L	25-19-07	2-6	15,19	62	0-2	1-1	38-35	29 / 36	18418+
52	02/09/2016	@ PHILADELPHIA	W	26-19-07	4-1	67P,67,29,7	67	1-4	6-7	26-29	31 / 35	18717
53	02/11/2016	@ COLUMBUS	O**	26-19-08	3-4	57,25,16	13	0-2	3-4	27-34	70 / 31	12117
54	02/13/2016	@ CHICAGO	W**	27-19-08	3-2	33,57,15P	15	1-3	1-2	44-23	31 / 50	22107+
55	02/15/2016	@ CALGARY	W	28-19-08	6-4	47P,25,10P,45P,67,25	67	3-3	3-5	28-37	31 / 37	19289+
56	02/16/2016	@ EDMONTON	W	29-19-08	5-3	57P,33,47,75,10	7	1-4	2-4	31-27	31 / 33	16839+
57	02/18/2016	@ VANCOUVER	W	30-19-08	5-2	67,45P,15,42,2	15	1-3	4-4	33-21	36 / 30	18435
58	02/21/2016	CALGARY	W	31-19-08	5-2	19P,17,15,17,2P	15	2-4	3-5	33-24	36 / 1	17174+
59	02/24/2016	BUFFALO	W	32-19-08	1-0	45P	45	1-3	4-4	29-26	31 / 40	16543
60	02/26/2016	EDMONTON	W**	33-19-08	2-1	15P,67	67	1-3	3-3	34-18	31 / 33	17174+
61	02/28/2016	LOS ANGELES	W	34-19-08	4-2	10P,10P,10,57P	10	3-5	3-4	29-29	36 / 32	17174+
62	03/02/2016	MONTREAL	W**	35-19-08	3-2	88,10P	33	1-5	3-3	35-27	36 / 39	15273
63	03/03/2016	@ ARIZONA	W	36-19-08	5-1	88,67P,4P,42,10P	67	3-7	5-6	21-28	31 / 60	11999
64	03/05/2016	@ LOS ANGELES	W	37-19-08	3-2	17,57P,33P	33	2-2	4-6	22-34	31 / 32	18230+
65	03/07/2016	WASHINGTON	O**	37-19-09	1-2	15	19	0-3	4-4	28-32	70 / 36	17174+
66	03/09/2016	@ COLORADO	L	37-20-09	0-3		29	0-3	2-2	37-26	1 / 36	14292
67	03/11/2016	@ ST. LOUIS	L	37-21-09	2-5	15P,67	21	1-3	3-3	28-23	34 / 31	19412+
68	03/14/2016	NEW JERSEY	W	38-21-09	7-1	7,17,33,33,10,37,33P	17	1-3	3-3	27-25	31 / 1	15423
69	03/16/2016	NY RANGERS	L	38-22-09	1-2	88	8	0-0	3-3	23-23	32 / 36	15400
70	03/18/2016	BOSTON	W	39-22-09	4-0	88,17,47,67	88	0-2	2-2	26-38	31 / 50	16707
71	03/20/2016	@ WINNIPEG	W**	40-22-09	3-2	88P,17,33	33	1-2	3-3	33-29	36 / 34	15294+
72	03/22/2016	@ MONTREAL	L	40-23-09	3-4	33,10,33	53	0-2	1-1	35-23	39 / 36	21288+
73	03/24/2016	@ TORONTO	O*	40-23-10	4-6	88P,88P,7,16S,11	43	2-4	2-5	38-26	31 / 31	18935+
74	03/26/2016	@ OTTAWA	W	41-23-10	4-3	15,33,47,67P	67	1-3	4-4	39-33	31 / 41	18162
75	03/28/2016	@ EDMONTON	W	42-23-10	2-1	10,11	11	0-4	3-3	25-28	36 / 33	16839+
76	03/30/2016	CALGARY	W	43-23-10	8-3	10,33,11,88,53,44,17P,33	88	1-3	2-3	27-26	36 / 32	16004
77	04/01/2016	VANCOUVER	L	43-24-10	2-3	42,44	26	0-1	2-2	36-28	25 / 36	16331
78	04/03/2016	DALLAS	W	44-24-10	3-1	44S,17S,17	17	0-2	4-4	24-25	36 / 31	16585
79	04/05/2016	WINNIPEG	O*	44-24-11	1-2	10P	26	1-4	3-3	28-26	34 / 36	16743
80	04/07/2016	@ LOS ANGELES	L	44-25-11	1-2	17	10	0-3	3-3	20-31	32 / 36	18511+
81	04/09/2016	@ COLORADO	W	45-25-11	5-3	4P,33,16,15P,33	15	2-4	6-7	31-32	36 / 1	17932
82	04/10/2016	@ WASHINGTON	W	46-25-11	2-0	10,37	10	0-3	3-3	21-24	31 / 31	18506+

(\* = OVERTIME, \*\* = SHOOTOUT, + = SELLOUT)

# 2014-15 ANAHEIM DUCKS



**Front Row (L-R):** John Gibson, Executive Vice President/COO Tim Ryan, Senior Vice President of Hockey Operations David McNab, Executive Vice President/General Manager Bob Murray, Owner Henry Samueli, Francois Beauchemin, Ryan Getzlaf, Corey Perry, Owner Susan Samueli, CEO Michael Schulman, Director of Player Personnel Rick Paterson, Head Coach Bruce Boudreau, Frederik Andersen **Second Row (L-R):** Vice President - THE RINKS Art Trottier, Vice President of Human Resources Jay Scott, Vice President/COO Anaheim Arena Management Kevin Starkey, Goaltending Consultant Dwayne Roloson, Assistant Coach Scott Niedermayer, Sami Vatanen, Matt Beleskey, Cam Fowler, Andrew Cogliano, Assistant Coach Brad Lauer, Assistant Coach Trent Yawney, Assistant to the General Manager Dave Baseggio, Vice President/CMO Aaron Teats, Vice President of Finance/CF0 Doug Heller, Vice President of Sales/CRO John Viola **Third Row (L-R):** Assistant Equipment Manager Chris Aldrich, Equipment Manager Doug Shearer, Video Coordinator Joe Piscotty, James Wisniewski, Rickard Rakell, Jakob Silfverberg, Ryan Kesler, Emerson Etem, Nate Thompson, Kyle Palmieri, Strength and Conditioning Coach Sean Skahan, Head Athletic Trainer Joe Huff, Assistant Athletic Trainer Mike Hannegan **Back Row (L-R):** Equipment Assistant Chris Kincaid, Chris Wagner, Tomas Fleischmann, Jiri Sekac, Korbinian Holzer, Clayton Stoner, Simon Despres, Hampus Lindholm, Josh Manson, Patrick Maroon, Tim Jackman, Massage Therapist James Partida.

## POSTSEASON NOTES IN PLAYOFF SECTION

### THE 2014-15 REGULAR SEASON:

The Ducks finished with a 51-24-7 record for 109 points... Anaheim had the top record in the Western Conference for the second consecutive season (and second time in club history)...the Ducks posted the second-best record in franchise history, trailing only the 2013-14 club (53-20-8, 114)...Anaheim recorded its second consecutive 50-win season in franchise history and matched the club record for most road standings points (54) and wins (25-12-4... Anaheim finished second among NHL teams in road points and road wins.

### IT'S A RECORD:

The Ducks set an NHL single-season record for most wins when trailing in the third period (at any point) and matched the NHL mark for wins when trailing after two periods...a closer look:

#### MOST WINS WHEN TRAILING AT ANY POINT IN THE THIRD PERIOD IN NHL HISTORY

TEAM	SEASON	GAMES
Anaheim	2014-15	18
Dallas	2005-06	15
Dallas	2006-07	15

#### MOST WINS WHEN TRAILING AFTER TWO PERIODS IN NHL HISTORY

TEAM	SEASON	GAMES
Anaheim	2014-15	12
Dallas	2005-06	12
Pittsburgh	2008-09	11
Vancouver	2009-10	11

### SITUATIONALLY:

The Ducks were one of two NHL teams with only one regulation loss when tied after two periods (9-1-5; third with a .767 points %)...Anaheim was also one of five teams that did not lose in regulation when leading after two (29-0-2)...in addition, the Ducks were 37-2-4 when allowing two goals-or-less in 2014-15 (18-0-2 at home, 19-2-2 on the road).

### THE GAME OF ONE:

Anaheim set an all-time NHL record with 33 wins in one-goal games (33-1-7)...the Ducks also led the NHL in winning percentage (.805) in one-goal games and were the only NHL team with fewer than four one-goal losses in regulation... Anaheim established an NHL single-season record for most consecutive one-goal games without a regulation loss (33), going 26-0-7 from Oct. 11-Feb. 23...the Ducks also set an NHL record for most consecutive home wins by a one-goal margin (discounting losses or ties), with 11 in a row (five regulation, two overtime and four shootouts) from Nov. 12-Jan. 11.

### IN THE BEGINNING:

Frederik Andersen joined Montreal's Bill Durnan as the fastest goaltenders in NHL history to 50 wins, accomplishing the feat in 68 career decisions on Mar. 3 at Arizona...Durnan also won 50 in 68 decisions on Dec. 16, 1944...Andersen finished the season with a 35-12-5 record with three shutouts, a 2.38 GAA and .914 SV% in 54 games, marking the second-most single-season wins in franchise history (J.S. Giguere with 36 in 2006-07).

# 2014-15 GAME-BY-GAME



#	Date	Team	W-L-OT	Record	GF-GA	Scorers	W Goal	PP	PK	SF-SA	W-L Gldtr.	Attend.
1	10/09/2014	@ PITTSBURGH	L	00-01-00	4-6	17P,10,10P,10P	17	3-6	3-4	29-39	29 / 36	18633+
2	10/11/2014	@ DETROIT	W	01-01-00	3-2	15,39,15	15	0-3	2-2	26-29	31 / 35	20027
3	10/13/2014	@ BUFFALO	W	02-01-00	5-1	10P,8,39,38,17	38	1-6	3-3	44-12	31 / 34	18912
4	10/14/2014	@ PHILADELPHIA	W**	03-01-00	4-3	18,12,39	38	0-2	2-4	28-42	31 / 35	19589+
5	10/17/2014	MINNESOTA	W	04-01-00	2-1	75,10	10	0-4	3-3	26-28	31 / 35	17306+
6	10/19/2014	ST. LOUIS	W	05-01-00	3-0	39,45P,45P	39	2-3	2-2	25-28	31 / 1	15687
7	10/22/2014	BUFFALO	W	06-01-00	4-1	10,17,10,10	17	0-4	2-2	34-23	31 / 34	16067
8	10/24/2014	COLUMBUS	W	07-01-00	4-1	10P,45P,12,15	45	2-4	3-4	34-17	36 / 72	15778
9	10/26/2014	SAN JOSE	L	07-02-00	1-4	39P	8	1-5	3-5	34-37	31 / 31	16954
10	10/28/2014	@ CHICAGO	W	08-02-00	1-0	12S	12	0-1	3-3	25-38	36 / 33	21233+
11	10/30/2014	@ ST. LOUIS	L	08-03-00	0-2		20	0-4	3-3	24-29	34 / 36	16723
12	10/31/2014	@ DALLAS	W*	09-03-00	2-1	10,44	44	0-4	6-6	24-22	31 / 32	15343
13	11/02/2014	@ COLORADO	W	10-03-00	3-2	10,47,4	4	0-5	3-3	33-18	30 / 1	15310
14	11/05/2014	NY ISLANDERS	O*	10-03-01	2-3	39P,16	91	1-2	1-3	34-36	41 / 30	16447
15	11/07/2014	ARIZONA	O**	10-03-02	2-3	15P,39	89	1-4	3-3	39-25	41 / 31	16235
16	11/09/2014	VANCOUVER	O**	10-03-03	1-2	45P	13	1-1	3-3	29-35	31 / 31	16749
17	11/12/2014	LOS ANGELES	W**	11-03-03	6-5	4,33,17,17,15	17	0-2	2-2	49-26	30 / 32	17245+
18	11/15/2014	@ LOS ANGELES	O*	11-03-04	2-3	16,17	28	0-3	1-3	29-37	32 / 31	18230+
19	11/16/2014	FLORIDA	L	11-04-04	2-6	47,7	27	0-2	0-1	35-29	35 / 31	16128
20	11/18/2014	@ CALGARY	O**	11-04-05	3-4	45,39P,21P	23	2-3	5-5	27-19	1 / 31	18421
21	11/20/2014	@ VANCOUVER	W**	12-04-05	4-3	715,39	10	0-3	1-1	26-28	31 / 31	18870+
22	11/23/2014	ARIZONA	W	13-04-05	2-1	21,19	19	0-2	3-3	30-27	31 / 41	15928
23	11/25/2014	CALGARY	W	14-04-05	3-2	39,10,21	21	0-0	4-4	29-34	31 / 1	17174+
24	11/28/2014	CHICAGO	L	14-05-05	1-4	47	65	0-2	5-5	24-38	50 / 31	17355+
25	11/29/2014	@ SAN JOSE	L	14-06-05	4-6	39,10,10,15	48	0-5	3-5	34-35	31 / 31	17352
26	12/01/2014	BOSTON	W	15-06-05	3-2	45,12,39	39	0-3	3-3	28-34	31 / 40	16457
27	12/03/2014	PHILADELPHIA	W**	16-06-05	5-4	4,15,45,19P	10	1-5	1-2	33-35	31 / 35	15691
28	12/05/2014	@ MINNESOTA	W	17-06-05	5-4	17,33,17,8,39	39	0-4	2-4	21-25	31 / 35	19044+
29	12/07/2014	@ WINNIPEG	W*	18-06-05	4-3	14P,33,17P,21	21	2-6	4-6	25-30	31 / 31	15016+
30	12/10/2014	EDMONTON	W	19-06-05	2-1	39P,17	17	1-4	2-2	34-22	31 / 35	16371
31	12/12/2014	@ EDMONTON	W	20-06-05	4-2	45P,21,15,44	15	1-2	3-4	20-23	31 / 35	16839+
32	12/13/2014	@ WINNIPEG	W	21-06-05	4-1	33P,15,445,75	15	1-5	3-4	31-28	31 / 34	15016+
33	12/16/2014	@ TORONTO	L	21-07-05	2-6	455,17	20	0-2	2-3	42-27	45 / 31	18953+
34	12/18/2014	@ MONTREAL	W	22-07-05	2-1	47,39	39	0-3	2-3	23-24	31 / 31	21286+
35	12/19/2014	@ OTTAWA	L	22-08-05	2-6	15,15	7	0-3	1-2	34-31	41 / 80	19443+
36	12/22/2014	SAN JOSE	W*	23-08-05	3-2	67,4,17	17	0-3	1-2	32-32	31 / 31	17405+
37	12/27/2014	@ ARIZONA	O**	23-08-06	1-2	14	19	0-1	1-1	36-29	40 / 31	13656
38	12/28/2014	VANCOUVER	W*	24-08-06	2-1	23,4	4	0-4	1-1	31-14	31 / 30	17374+
39	12/31/2014	SAN JOSE	L	24-09-06	0-3		8	0-3	7-8	28-27	31 / 31	17174+
40	01/02/2015	ST. LOUIS	W	25-09-06	4-3	15P,21,7,39	39	1-5	4-5	33-42	31 / 30	17174+
41	01/04/2015	NASHVILLE	W**	26-09-06	4-3	39,10,23	17	0-3	2-4	33-30	31 / 30	16402
42	01/07/2015	NY RANGERS	L	26-10-06	1-4	23P	61	1-3	1-1	25-30	30 / 80	17174+
43	01/11/2015	WINNIPEG	W**	27-10-06	5-4	67P,18,21P,67	45	2-5	6-6	43-32	31 / 31	17356+
44	01/14/2015	TORONTO	W	28-10-06	4-0	21P,10,10,10	21	1-2	3-3	25-28	31 / 45	16741
45	01/16/2015	NEW JERSEY	W	29-10-06	5-1	10,47,33,19,33P	47	1-3	1-2	40-15	80 / 1	17174+
46	01/17/2015	@ LOS ANGELES	W**	30-10-06	3-2	15,45P	33	1-2	2-3	31-28	31 / 32	18422+
47	01/21/2015	CALGARY	W	31-10-06	6-3	21,19,6,18,15,17	18	0-2	3-3	27-33	31 / 37	16828
48	01/27/2015	@ VANCOUVER	W	32-10-06	4-0	39,21P,67,19	39	1-3	3-3	24-17	31 / 30	18813+
49	01/29/2015	@ SAN JOSE	L	32-11-06	3-6	7,39,19	52	0-2	4-5	28-33	31 / 80	17562+
50	01/30/2015	CHICAGO	L	32-12-06	1-4	67P	2	1-3	3-3	22-33	50 / 31	17497+
51	02/03/2015	CAROLINA	W*	33-12-06	5-4	10,17P,12,10,15	15	1-4	4-4	31-32	31 / 31	16274
52	02/05/2015	@ NASHVILLE	W	34-12-06	5-2	335,45,39,33,10	39	0-4	3-4	26-46	31 / 35	1713+
53	02/06/2015	@ WASHINGTON	O**	34-12-07	2-3	17P,10	19	1-2	1-1	25-34	31 / 80	18506+
54	02/08/2015	@ TAMPA BAY	L	34-13-07	3-5	15,45P,2	11	1-5	5-5	28-23	30 / 31	19204+
55	02/10/2015	@ FLORIDA	L	34-14-07	2-6	21P,18	5	1-3	5-8	33-26	1 / 80	8576
56	02/12/2015	@ CAROLINA	W	35-14-07	2-1	23,39	39	0-1	2-3	17-36	36 / 30	11991
57	02/15/2015	WASHINGTON	L	35-15-07	3-5	710,7	65	0-4	4-5	33-28	35 / 36	17252+
58	02/18/2015	TAMPA BAY	L	35-16-07	1-4	19	9	0-2	3-3	25-32	30 / 36	17284+
59	02/20/2015	@ CALGARY	W	36-16-07	6-3	7,23,15,33,47	21	0-1	4-5	38-28	36 / 1	19289+
60	02/21/2015	@ EDMONTON	W	37-16-07	2-1	23P,15	15	1-1	2-2	21-27	36 / 30	16839+
61	02/23/2015	DETROIT	W**	38-16-07	4-3	716,23	33	0-4	4-5	25-38	36 / 35	17174+
62	02/25/2015	OTTAWA	L	38-17-07	0-3		22	0-2	4-4	25-34	30 / 36	16673
63	02/27/2015	LOS ANGELES	W	39-17-07	4-2	17,16,10,10	10	0-1	1-1	32-22	36 / 31	17413+
64	03/01/2015	@ DALLAS	W	40-17-07	3-1	10,3,15	3	0-1	2-3	22-46	36 / 1	17657
65	03/03/2015	@ ARIZONA	W	41-17-07	4-1	17S,733,7S	7	0-0	2-2	35-30	31 / 41	11387
66	03/04/2015	MONTREAL	W	42-17-07	3-1	23,67,45	67	0-1	2-3	33-38	36 / 31	17174+
67	03/06/2015	PITTSBURGH	L	42-18-07	2-5	14,10	72	0-3	4-4	29-21	1 / 31	17310+
68	03/09/2015	@ VANCOUVER	L	42-19-07	1-2	16	9	0-3	1-1	30-16	31 / 31	18557
69	03/11/2015	@ CALGARY	L	42-20-07	3-6	15,15P,47	23	1-3	4-6	32-33	31 / 36	19289+
70	03/13/2015	@ MINNESOTA	W	43-20-07	2-1	23,33	33	0-3	4-5	24-33	36 / 40	19045+
71	03/15/2015	NASHVILLE	W	44-20-07	4-2	15,21,44,4P	44	1-3	2-3	28-27	36 / 35	17295+
72	03/18/2015	LOS ANGELES	W*	45-20-07	3-2	19,33,17	17	0-3	2-3	26-31	36 / 32	17174+
73	03/20/2015	COLORADO	W*	46-20-07	3-2	46,67,10	10	0-3	1-1	40-24	31 / 1	17313+
74	03/22/2015	@ NY RANGERS	L	46-21-07	2-7	10,10	62	0-1	1-2	38-29	33 / 31	18006+
75	03/24/2015	@ COLUMBUS	L	46-22-07	3-5	17P,73,9	71	1-5	2-3	40-27	72 / 36	14044
76	03/26/2015	@ BOSTON	W*	47-22-07	3-2	19,10,15	15	0-2	2-4	32-29	31 / 40	17565+
77	03/28/2015	@ NY ISLANDERS	W	48-22-07	3-2	67,21,7	7	0-0	4-4	24-31	31 / 30	16170+
78	03/29/2015	@ NEW JERSEY	W	49-22-07	2-1	17,23	23	0-1	2-2	25-27	36 / 35	15987
79	04/01/2015	EDMONTON	W	50-22-07	5-1	23,44,10,24,7	44	0-1	3-3	27-23	31 / 30	17174+
80	04/03/2015	COLORADO	L	50-23-07	2-4	46,67	9	0-3	3-4	37-23	20 / 36	17201+
81	04/08/2015	DALLAS	L	50-24-07	0-4		38	0-1	2-3	19-32	1 / 31	17252+
82	04/11/2015	@ ARIZONA	W	51-24-07	2-1	15,33	33	0-3	3-3	38-24	31 / 41	15733

(\* = OVERTIME, \*\* = SHOOTOUT, += SELLOUT)

# 2013-14 ANAHEIM DUCKS



**FRONT ROW (L-R):** Jonas Hiller, Executive Vice President/COO Tim Ryan, Senior Vice President of Hockey Operations David McNab, Executive Vice President/General Manager Bob Murray, Owner Henry Samueli, Teemu Selanne, Ryan Getzlaf, Saku Koivu, Owner Susan Samueli, CEO Michael Schulman, Director of Player Personnel Rick Paterson, Head Coach Bruce Boudreau, Frederik Andersen **SECOND ROW (L-R):** Vice President - THE RINKS Art Trotter, Vice President of Sales/CRO John Viola, Vice President of Human Resources Jay Scott, Vice President/COO Anaheim Arena Management Kevin Starkey, Assistant Coach Scott Niedermayer, Nick Bonino, Francois Beauchemin, Cam Fowler, Andrew Cogliano, Assistant Coach Bob Woods, Assistant Coach Brad Lauer, Vice President/CMO Aaron Teats, Vice President of Finance/CFD Doug Heller, AAM Vice President of Finance Angela Wergechik **THIRD ROW (L-R):** Assistant Equipment Manager Chris Aldrich, Equipment Manager Doug Shearer, Goaltending Consultant Dwayne Roloson, Video Coordinator Joe Piscotty, Matt Beleskey, Stephane Robidas, Jakob Silfverberg, Mathieu Perreault, Kyle Palmieri, Sami Vatanen, Strength & Conditioning Coach Sean Skahan, Head Athletic Trainer Joe Huff, Assistant Athletic Trainer Mike Haneggan **BACK ROW (L-R):** Equipment Assistant Chris Kincaid, Mark Fistrick, Tim Jackman, Ben Lovejoy, Patrick Maroon, Corey Perry, Bryan Allen, Hampus Lindholm, Daniel Winnik, Luca Sbisa, Rickard Rakell, Massage Therapist James Partida.

## POSTSEASON NOTES IN PLAYOFF SECTION

### THE 2013-14 SEASON:

The Anaheim Ducks concluded the 2013-14 regular season with a record of 54-20-8, the best mark in club history...the Ducks finished with the top record in the Western Conference for the first time in franchise history and set season records for standings points (116), wins (54) and win/points percentage (.707)...the Ducks led the league in goals (263) for the first time in club history (excludes shootout tallies)...Anaheim established season bests for goals (263; previously 254 in 2006-07), wins (54; previously 48, 2006-07), home wins (29; previously 28, 2007-08), road wins (25; previously 22, 2008-09 and 2006-07), home points (62; previously 61, 2006-07) and road points (54; previously 49, 2006-07).

### EXCLUSIVE COMPANY:

Of the Ducks' 54 wins, 51 came in regulation/overtime (ROW)...Anaheim and Boston (also 51 wins in 2013-14) are the only two NHL teams to record as many ROWs since 2005-06 (Detroit, 54).

### COMEBACKS COMMON:

Anaheim posted 26 comeback wins in 2013-14, the most in the NHL since 2005-06 (Detroit and Nashville, 26)...the Ducks went 23-15-2 (.575 points percentage) when the opponent scored first, the most wins and best points percentage of any team in such situations in 2013-14.

### HISTORIC STREAK:

Anaheim won 18 of 19 games (18-1-0) from Dec. 6-Jan. 15 to join Montreal (18-1-0, 1967-68) as the only two NHL teams to win 18+ games in a 19-game span.

### HOME/ROAD:

The Ducks went a franchise-best 29-8-4 at Honda Center, setting a club record for home wins and home standings points (62) in a single season...Anaheim became the fourth team in 40 NHL seasons (since 1973-74) to record points in each of its first 22-plus home games (20-0-2) from Oct. 13-Jan. 15, joining PHI (19-0-7, 1979-80), NYI (19-0-4, 1978-79) and SJ (20-0-2, 2008-09) in that category...the Ducks, who were the last NHL team to suffer a home loss in regulation (Jan. 21 vs. WPG), established a club record with eight straight home wins to open a season...away from Honda Center, the Ducks concluded their road schedule setting franchise records for wins (25; previously 22, 2008-09 and 2006-07), points (54; previously 49, 2006-07), and goals (123; previously 115, 2008-09).

### THE FINAL SEASON:

The NHL's oldest active player and oldest to ever compete in a Ducks uniform at 43 years and 92 days at the start of 2013-14, **Teemu Selanne** finished his regular-season career ranked 11th among all-time leaders in goals, tied for 37th in all-time assists, 15th in all-time scoring, third in all-time PPG, tied for third with Brett Hull in all-time GWG (110) and 22nd in all-time games...Selanne is the club's all-time leader in scoring (988), goals (457), assists (531), games (966), plus/minus (+120), PPG (182), PPP (410), GWG (77), shots (2,964) and OT goals (6).

# 2013-14 GAME-BY-GAME



#	Date	Team	W-L-OT	Record	GF-GA	Scorers	W Goal	PP	PK	SF-SA	W-L Gldr.	Attend.
1	10/02/2013	@ COLORADO	L	00-01-00	1-6	33	9	0-2	2-4	36-29	1 / 35	18007+
2	10/05/2013	@ MINNESOTA	W*	01-01-00	4-3	11,139,33,22	22	1-3	2-4	30-33	1 / 32	18213+
3	10/06/2013	@ WINNIPEG	W	02-01-00	3-2	22,710	10	0-4	2-3	34-17	35 / 31	15004+
4	10/10/2013	NY RANGERS	W	03-01-00	6-0	15,33,34,33,11,17	15	0-6	2-2	37-34	1 / 30	17179+
5	10/13/2013	OTTAWA	W	04-01-00	4-1	10,15,10,13	15	0-6	1-1	56-31	1 / 41	17177+
6	10/16/2013	CALGARY	W	05-01-00	3-2	17,21,8	8	0-2	4-4	22-35	35 / 35	14051
7	10/18/2013	PHOENIX	W	06-01-00	3-2	8,13	33	0-4	6-6	39-32	1 / 41	13206
8	10/20/2013	DALLAS	W	07-01-00	6-3	8P,10,10P,65S,15,22	65	2-5	3-4	47-36	31 / 1	14531
9	10/22/2013	@ TORONTO	L	07-02-00	2-4	13,22	81	0-4	2-3	25-23	45 / 1	19408+
10	10/24/2013	@ MONTREAL	L	07-03-00	1-4	62	14	0-3	4-6	32-25	31 / 1	21273+
11	10/25/2013	@ OTTAWA	W	08-03-00	2-1	62,15	15	0-5	3-4	28-27	31 / 41	17590
12	10/27/2013	@ COLUMBUS	W	09-03-00	4-3	15,74,65P,10	10	1-5	1-1	32-21	31 / 72	10542
13	10/29/2013	@ PHILADELPHIA	W	10-03-00	3-2	7,21,21	21	0-2	2-3	37-28	1 / 35	19615+
14	10/31/2013	@ BOSTON	O**	10-03-01	2-3	77,22	12	0-4	1-2	23-23	40 / 1	17565+
15	11/02/2013	@ BUFFALO	W	11-03-01	6-3	15,45,65,10,65,10	10	0-3	1-2	29-17	1 / 1	19070+
16	11/04/2013	@ NY RANGERS	W	12-03-01	2-1	10,21	21	0-2	3-3	25-33	31 / 30	18006+
17	11/06/2013	PHOENIX	W	13-03-01	2-2	47,15P,10,4P,7	10	2-4	3-4	29-26	1 / 41	14045
18	11/08/2013	BUFFALO	W	14-03-01	6-2	15P,4P,15,15,17	15	2-2	2-2	46-27	31 / 39	15577
19	11/10/2013	VANCOUVER	W	15-03-01	3-1	10,13,7	13	0-2	2-2	23-36	31 / 31	17174+
20	11/12/2013	@ FLORIDA	L	15-04-01	2-3	7,47	24	0-3	4-4	34-25	30 / 31	13354
21	11/14/2013	@ TAMPA BAY	L	15-05-01	1-5	65	26	0-3	0-2	25-20	30 / 1	17763
22	11/15/2013	@ CAROLINA	O**	15-05-02	2-3	10,17P	58	1-3	2-3	30-23	35 / 35	14802
23	11/18/2013	@ PITTSBURGH	L	15-06-02	1-3	15	16	0-1	3-3	28-27	29 / 35	18614+
24	11/20/2013	NEW JERSEY	O*	15-06-03	3-4	39,13P,15P	19	2-5	2-4	25-25	30 / 1	14306
25	11/22/2013	TAMPA BAY	W*	16-06-03	1-0	15	15	0-3	6-6	42-31	1 / 30	16648
26	11/23/2013	@ PHOENIX	W	17-06-03	4-2	17P,17,10,45P	10	2-4	4-4	27-44	1 / 41	13490
27	11/26/2013	@ DALLAS	L	17-07-03	3-6	65,13,7P	16	1-2	3-3	31-33	39 / 1	15792
28	11/29/2013	CALGARY	W	18-07-03	5-2	45,10,17P,71,7	17	1-4	0-0	42-21	31 / 20	17174+
29	11/30/2013	@ SAN JOSE	O**	18-07-04	3-4	10,51,6	8	0-3	5-5	31-35	31 / 1	17562+
30	12/03/2013	LOS ANGELES	O**	18-07-05	2-3	15,10P	74	1-6	5-5	28-51	31 / 1	17294+
31	12/06/2013	@ CHICAGO	W**	19-07-05	3-2	10,15P	21	1-1	2-3	26-25	1 / 31	21586+
32	12/07/2013	@ ST. LOUIS	W	20-07-05	5-2	7,10P,15,13,28	15	1-2	5-5	23-28	31 / 41	17646
33	12/09/2013	NY ISLANDERS	W	21-07-05	5-2	11,74,5,10,10P	4	1-2	3-4	31-37	1 / 45	14830
34	12/11/2013	MINNESOTA	W	22-07-05	2-1	5,11,10	10	0-2	0-1	31-24	1 / 37	15252
35	12/15/2013	EDMONTON	W	23-07-05	3-2	13,8,17	17	0-2	2-2	34-25	1 / 30	16301
36	12/17/2013	@ DETROIT	W	24-07-05	5-2	33,13,10,45,11	10	0-3	2-2	30-18	1 / 50	20066+
37	12/20/2013	@ NEW JERSEY	W*	25-07-05	3-2	4,22,21	21	0-4	2-3	24-21	1 / 35	15723
38	12/21/2013	@ NY ISLANDERS	W	26-07-05	5-3	15,25,22,21,15	21	0-2	1-1	31-21	31 / 20	13108
39	12/23/2013	@ WASHINGTON	W	27-07-05	3-2	7,11,47	47	0-4	4-5	29-19	1 / 31	18506+
40	12/28/2013	PHOENIX	W*	28-07-05	3-2	115,71,1	11	0-3	2-2	41-25	1 / 1	17442+
41	12/29/2013	@ SAN JOSE	L	28-08-05	1-3	62	39	0-1	2-2	31-23	31 / 31	17562+
42	12/31/2013	SAN JOSE	W	29-08-05	6-3	21,23,13P,39,15,75	39	1-3	3-5	38-36	1 / 31	17424+
43	01/03/2014	EDMONTON	W	30-08-05	5-2	21,6,6,18,7	6	0-8	3-3	37-18	1 / 30	17174+
44	01/05/2014	VANCOUVER	W*	31-08-05	4-3	11,39,13,10P	10	1-3	1-3	49-20	1 / 31	17174+
45	01/07/2014	BOSTON	W	32-08-05	5-2	22P,10P,7S,13P,22	7	3-3	3-3	20-32	1 / 40	17238+
46	01/09/2014	@ NASHVILLE	W	33-08-05	4-3	15,15,10,8P	8	1-4	3-3	28-26	31 / 39	15892
47	01/11/2014	@ PHOENIX	W	34-08-05	5-3	47,45,17,15,7P	15	1-3	5-6	30-31	1 / 1	13289
48	01/12/2014	DETROIT	W	35-08-05	1-0	7	7	0-4	5-5	23-22	1 / 34	17375+
49	01/15/2014	VANCOUVER	W	36-08-05	9-1	7,8P,10,13P,13P,33P,10,8P,5	8	6-11	2-3	44-32	31 / 31	17145
50	01/17/2014	@ CHICAGO	L	36-09-05	2-4	15,21	29	0-2	5-5	21-35	50 / 1	22064+
51	01/18/2014	@ ST. LOUIS	W	37-09-05	3-2	15,39,4P	4	1-3	3-4	21-36	31 / 1	19910+
52	01/21/2014	WINNIPEG	L	37-10-05	2-3	4P,13	9	1-4	2-2	42-21	31 / 1	15046
53	01/23/2014	LOS ANGELES	W	38-10-05	2-1	17P,62	62	1-5	4-4	21-31	31 / 32	17503+
54	01/25/2014	@ LOS ANGELES	W	39-10-05	3-0	10,39,7	10	0-3	4-4	21-36	1 / 32	54099
55	01/28/2014	MINNESOTA	L	39-11-05	2-4	12,22P	11	1-3	4-5	33-33	35 / 1	15020
56	01/30/2014	PHILADELPHIA	W	40-11-05	5-3	62,15,10,34,5,11	34	0-1	3-4	28-30	31 / 35	16007
57	02/01/2014	DALLAS	L	40-12-05	0-2	1	6	0-3	3-3	26-27	39 / 1	17174+
58	02/03/2014	COLUMBUS	L	40-13-05	2-4	22,15	71	0-2	3-5	36-33	72 / 31	14044
59	02/05/2014	CHICAGO	L	40-14-05	0-2	1	81	0-5	2-2	29-25	50 / 1	17446+
60	02/08/2014	@ NASHVILLE	W	41-14-05	5-2	15,10P,65,22,15	65	1-3	2-3	24-38	1 / 30	17193+
61	02/28/2014	ST. LOUIS	W	42-14-05	1-0	7	7	0-3	3-3	19-18	1 / 1	17369+
62	03/02/2014	CAROLINA	W	43-14-05	5-3	10,23,10,75,33	7	0-3	6-6	34-52	31 / 30	17174+
63	03/05/2014	MONTREAL	O**	43-14-06	3-4	18,23P,34	79	1-6	5-5	42-31	35 / 1	17174+
64	03/07/2014	PITTSBURGH	O**	43-14-07	2-3	10,10	16	0-3	2-3	31-17	29 / 1	17518+
65	03/10/2014	TORONTO	L	43-15-07	1-3	10	81	0-4	1-2	44-23	45 / 31	17229+
66	03/12/2014	@ CALGARY	L	43-16-07	2-7	7,13	13	0-2	3-4	22-25	37 / 1	19289+
67	03/14/2014	@ COLORADO	W	44-16-07	6-4	34,21,21,10,6,22	6	0-4	3-5	33-38	1 / 1	18030+
68	03/15/2014	@ LOS ANGELES	W	45-16-07	2-1	18,62	62	0-3	2-3	20-38	31 / 31	18278+
69	03/18/2014	WASHINGTON	L	45-17-07	2-3	6,22	8	0-5	1-3	45-30	41 / 1	17174+
70	03/20/2014	@ SAN JOSE	L	45-18-07	2-3	22P,8	88	1-2	2-3	18-28	31 / 31	17562+
71	03/23/2014	FLORIDA	W	46-18-07	6-2	62P,8,33S,21,10,15	33	1-3	1-1	40-30	1 / 39	17281+
72	03/26/2014	@ CALGARY	W	47-18-07	3-2	13P,27,2	7	1-2	1-1	34-34	1 / 31	19289+
73	03/28/2014	@ EDMONTON	O*	47-18-08	3-4	13,62,22	21	0-4	1-1	51-23	30 / 1	16839+
74	03/29/2014	@ VANCOUVER	W	48-18-08	5-1	5,39,11,0,22P	39	1-5	3-3	21-32	31 / 31	18910+
75	03/31/2014	WINNIPEG	W*	49-18-08	5-4	13,15P,47,10,19	19	1-1	2-3	36-37	31 / 31	17174+
76	04/02/2014	EDMONTON	W	50-18-08	3-2	10,12,13	23	0-3	2-3	26-32	31 / 35	17174+
77	04/04/2014	NASHVILLE	L	50-19-08	2-5	21,34	12	0-3	4-4	29-24	35 / 1	17174+
78	04/06/2014	@ EDMONTON	L	50-20-08	2-4	33,10P	19	1-5	2-3	36-28	35 / 1	16839+
79	04/07/2014	@ VANCOUVER	W	51-20-08	3-0	34S,21,39	34	0-1	3-3	23-18	36 / 31	18910+
80	04/09/2014	SAN JOSE	W	52-20-08	5-2	10,62,62,39,33S	62	0-3	5-5	30-38	36 / 31	17322+
81	04/12/2014	@ LOS ANGELES	W**	53-20-08	4-3	13,77,39	77	0-4	4-4	24-30	31 / 32	18372+
82	04/13/2014	COLORADO	W*	54-20-08	3-2	62,11,13	13	0-2	1-1	36-31	36 / 35	17528+

(\* = OVERTIME, \*\* = SHOOTOUT, + = SELLOUT)

# 2012-13 ANAHEIM DUCKS



**Front Row (L-R):** Jonas Hiller, Executive Vice President /COO Tim Ryan, Senior Vice President of Hockey Operations David McNab, Executive Vice President/General Manager Bob Murray, Owner Henry Samueli, Teemu Selanne, Ryan Getzlaf, Saku Koivu, Owner Susan Samueli, CEO Michael Schulman, Director of Player Personnel Rick Paterson, Head Coach Bruce Boudreau, Viktor Fasth **Second Row (L-R):** Vice President - THE RINKS Art Trottier, Vice President of Human Resources Jay Scott, Vice President/COO Anaheim Arena Management Kevin Starkey, Video Coordinator Joe Piscotty, Assistant Coach Scott Niedermayer, Andrew Cogliano, Cam Fowler, Francois Beauchemin, Bobby Ryan, Daniel Winnik, Assistant Coach Bob Woods, Assistant Coach Brad Lauer, Vice President/CMO Aaron Teats, Vice President of Finance/CFO Doug Heller, AAM Vice President of Finance Angela Wergechik **Third Row (L-R):** Assistant Equipment Manager Chris Aldrich, Equipment Manager Doug Shearer, Goaltending Consultant Pete Peeters, Kyle Palmieri, Matt Beleskey, Sheldon Souray, Corey Perry, Toni Lydman, Emerson Etem, Matthew Lombardi, Strength & Conditioning Coach Sean Skahan, Head Athletic Trainer Tim Clark, Assistant Athletic Trainer Mike Hanegan **Back Row (L-R):** Equipment Assistant Chris Kincaid, Brad Staubitz, Radek Dvorak, Luca Sbisa, David Steckel, Bryan Allen, Ben Lovejoy, Peter Holland, Nick Bonino, Massage Therapist James Partida.

## POSTSEASON NOTES IN PLAYOFF SECTION

### A RECORD-BREAKING SEASON:

The Anaheim Ducks won their second Pacific Division title with a 30-12-6 record for 66 points, marking their best winning percentage in club history (.688 over 2007's .671)...the 2012-13 Ducks also had the best points percentage in club history on the road with a 14-5-5 (.688) mark, also ahead of the 2007 team (.598)...the Ducks finished second in the Western Conference and third overall in the NHL, behind only Chicago and Pittsburgh...the club's third-place finish in the overall league standings was the highest in club history.

### COMEBACKS:

The Ducks rallied from deficits 15 times to win a game, including a 12-10-2 record when opponents scored first... Anaheim, Pittsburgh (11-6-0) and Chicago (10-5-4) were the first NHL teams since 2009-10 to have a record over .500 in such situations...the last team prior to 2012-13 was Bruce Boudreau's Washington Capitals (16-8-6 in 2009-10)...the Ducks lost only two games in regulation when scoring the first goal (18-2-4).

### HOME SWEET HOME:

Anaheim won 13 consecutive games at Honda Center from Jan. 26-Mar. 20, 2013, the longest home streak in franchise history...the consecutive wins matched the NHL's second-longest home win streak since 2009-10 (also Washington at 13 games in 2010-11 under Boudreau...

Detroit had an NHL-record 23-game streak in 2011-12...Ryan Getzlaf's 9-21=30 points earned at home ranked tied for third in the NHL.

### HERE TO STAY:

On Mar. 8 and Mar. 18, 2013, Ryan Getzlaf and Corey Perry signed respective eight-year contract extensions through the 2020-21 season...Getzlaf led Anaheim in points, goals and assists (15-34=49), while ranking tied for 10th among NHL leaders in scoring and tied for eighth in assists...Getzlaf had a career-high 12-game scoring streak at Honda Center from Feb. 1-Mar. 20, 2013, scoring 7-15=22 points (+12)...Perry ranked second among team leaders with 36 points, led in PPG (5) and co-led in goals (15) and GWG (5)...his five GWG ranked tied for sixth in the NHL.

### #8:

Teemu Selanne recorded two four-point games in 2012-13, just the third and fourth time an NHL player 42 years or older accomplished the feat...Selanne scored 1-3=4 points on Feb. 9, 2013 at St. Louis (at 42 years, 326 days) and 2-2=4 points on Jan. 19, 2013 at Vancouver, joining Gordie Howe (42 years, 326 days) with 1-3=4 points for Detroit on Feb. 20, 1971 vs. Buffalo, and Tim Horton (42 years, 3 days) with 0-4=4 points for Pittsburgh on Jan. 15, 1972 vs. Philadelphia.

# 2012-13 GAME-BY-GAME



#	Date	Team	W-L-OT	Record	GF-GA	Scorers	W Goal	PP	PK	SF-SA	W-L Gldr.	Attend.
1	01/19/2013	@ VANCOUVER	W	01-00-00	7-3	34,44P,34,10P,51,8P,8	10	3-3	2-4	26-29	1 / 35	18910+
2	01/21/2013	@ CALGARY	W	02-00-00	5-4	15,11,34,34,15	15	0-2	1-3	24-25	1 / 34	19289+
3	01/25/2013	VANCOUVER	L	02-01-00	0-5		22	0-2	6-9	30-34	35 / 1	17529+
4	01/26/2013	NASHVILLE	W**	03-01-00	3-2	9,34	10	0-4	3-3	22-21	30 / 35	17174+
5	01/29/2013	@ SAN JOSE	O**	03-01-01	2-3	23,39	26	0-4	2-2	30-18	31 / 1	17562+
6	02/01/2013	MINNESOTA	W	04-01-01	3-1	51,51,9P	51	1-2	1-1	31-27	30 / 32	13007
7	02/02/2013	LOS ANGELES	W	05-01-01	7-4	13,13,15,44P,51P,13P,8	51	3-4	2-4	25-34	1 / 45	17436+
8	02/04/2013	SAN JOSE	W	06-01-01	2-1	11,44	44	0-6	6-6	32-26	30 / 1	14324
9	02/06/2013	@ COLORADO	W	07-01-01	3-0	44,11P,23	44	1-3	1-1	20-31	30 / 1	13776
10	02/08/2013	@ DALLAS	L	07-02-01	1-3	13	14	0-3	3-5	21-28	32 / 1	18112
11	02/09/2013	@ ST. LOUIS	W**	08-02-01	6-5	9,8,7,9,11	13	0-1	0-2	23-31	30 / 1	18835
12	02/12/2013	@ CHICAGO	W**	09-02-01	3-2	15P,7	10	1-5	5-6	31-30	30 / 50	21188+
13	02/15/2013	@ DETROIT	W	10-02-01	5-2	39,10,7,9,7	7	0-3	3-4	37-28	30 / 35	20066+
14	02/16/2013	@ NASHVILLE	W**	11-02-01	3-2	39,62	10	0-2	5-5	22-34	30 / 35	17322+
15	02/18/2013	COLUMBUS	W	12-02-01	3-2	74P,15,10P	10	2-3	3-3	29-27	1 / 72	14713
16	02/24/2013	COLORADO	W*	13-02-01	4-3	10,8P,15P,10P	10	3-5	4-5	39-23	1 / 35	17174+
17	02/25/2013	@ LOS ANGELES	L	13-03-01	2-5	7,11P	26	1-3	1-2	26-32	32 / 30	18118+
18	02/27/2013	NASHVILLE	W	14-03-01	5-1	13,51,51,51P,11P	51	2-3	2-2	28-21	30 / 35	13630
19	03/01/2013	MINNESOTA	W	15-03-01	3-2	15,8,39	39	0-1	3-3	29-33	1 / 35	15264
20	03/02/2013	@ PHOENIX	O**	15-03-02	4-5	7,7,7,11P	15	1-3	0-0	35-37	41 / 30	15227
21	03/04/2013	@ PHOENIX	O**	15-03-03	4-5	39,15S,10P,9	23	1-2	3-4	31-40	41 / 1	11024
22	03/06/2013	PHOENIX	W	16-03-03	2-0	10,15	10	0-1	3-3	24-18	1 / 1	13456
23	03/08/2013	CALGARY	W	17-03-03	4-0	34,9,44,15	34	0-0	2-2	24-29	30 / 34	15839
24	03/10/2013	ST. LOUIS	W	18-03-03	4-2	7S,9,10P,10	10	1-7	2-3	22-31	1 / 41	17174+
25	03/12/2013	@ MINNESOTA	W	19-03-03	2-1	62,5	5	0-3	4-5	21-31	1 / 32	18808+
26	03/14/2013	@ DALLAS	W**	20-03-03	2-1	7	9	0-3	5-5	30-34	1 / 32	15775
27	03/16/2013	@ ST. LOUIS	O*	20-03-04	1-2	11	25	0-2	2-3	28-21	34 / 1	19593+
28	03/18/2013	SAN JOSE	W	21-03-04	5-3	23,74,65,15S,23	15	0-1	3-3	28-35	30 / 31	14441
29	03/20/2013	CHICAGO	W	22-03-04	4-2	74,9,8,44	8	0-1	1-2	26-24	1 / 50	17610+
30	03/22/2013	DETROIT	L	22-04-04	1-5	8	13	0-3	1-2	34-23	35 / 30	17174+
31	03/24/2013	DETROIT	L	22-05-04	1-2	15P	20	1-3	4-5	34-21	35 / 1	17427+
32	03/25/2013	SAN JOSE	L	22-06-04	3-5	65,23,10	15	0-2	5-5	27-39	31 / 30	16083
33	03/27/2013	@ SAN JOSE	L	22-07-04	0-4		8	0-2	2-3	22-29	31 / 1	17562+
34	03/29/2013	@ CHICAGO	W	23-07-04	2-1	10,44	44	0-1	3-4	24-26	1 / 30	22105+
35	03/31/2013	@ COLUMBUS	O*	23-07-05	1-2	65	55	0-2	1-1	30-18	72 / 1	13185
36	04/01/2013	@ DALLAS	W	24-07-05	4-0	9P,10,39,8	9	1-2	4-4	30-26	30 / 32	13748
37	04/03/2013	DALLAS	W	25-07-05	5-2	18,8P,51,15,7	51	1-1	0-0	27-25	30 / 32	15165
38	04/05/2013	DALLAS	L	25-08-05	1-3	7	24	0-4	6-6	28-25	32 / 30	16884
39	04/07/2013	LOS ANGELES	W**	26-08-05	4-3	51,10,39P	11	1-4	1-2	22-38	30 / 45	17494+
40	04/08/2013	EDMONTON	W	27-08-05	2-1	18,18	18	0-5	3-3	38-28	1 / 40	15148
41	04/10/2013	COLORADO	L	27-09-05	1-4	8	92	0-3	1-2	22-28	35 / 1	14646
42	04/13/2013	@ LOS ANGELES	L	27-10-05	1-2	15S	10	0-1	5-6	20-18	32 / 30	18473+
43	04/17/2013	COLUMBUS	O*	27-10-06	2-3	45P,20	51	1-3	3-3	28-28	72 / 30	15074
44	04/19/2013	@ CALGARY	L	27-11-06	1-3	10	16	0-2	3-3	33-31	34 / 1	19289+
45	04/21/2013	@ EDMONTON	W	28-11-06	3-1	4P,51,10	51	1-5	4-4	30-28	1 / 40	16839+
46	04/22/2013	@ EDMONTON	W	29-11-06	3-0	15P,18,45	15	1-3	3-3	28-24	30 / 35	16839+
47	04/25/2013	@ VANCOUVER	W	30-11-06	3-1	39P,25,7S	25	1-3	3-4	30-29	1 / 1	18910+
48	04/27/2013	PHOENIX	L	30-12-06	3-5	8,23P,9	17	1-4	2-2	46-31	1 / 30	17442+

(\* = OVERTIME, \*\* = SHOOTOUT, + = SELLOUT)

# 2011-12 ANAHEIM DUCKS



**Front Row (L-R):** Jonas Hiller, Executive Vice President/COO Tim Ryan, Senior Vice President of Hockey Operations David McNab, Executive Vice President/General Manager Bob Murray, Owner Henry Samueli, Teemu Selanne, Ryan Getzlaf, Saku Koivu, Owner Susan Samueli, CEO Michael Schulman, Head Coach Bruce Boudreau, Dan Ellis, Jeff Deslauriers. **Second Row (L-R):** Vice President - The Rinks Art Trottier, Vice President of Human Resources Jay Scott, AAM Vice President of Operations Kevin Starkey, Director of Player Personnel Rick Paterson, Video Coordinator Joe Piscotty, Francois Beauchemin, Jason Blake, Lubomir Visnovsky, Andrew Cogliano, Assistant Coach Bob Woods, Assistant Coach Brad Lauer, Vice President of Multi-Media and Community Development Aaron Teats, Vice President of Finance/CFD Doug Heller, AAM Vice President of Finance Angela Wergechik. **Third Row (L-R):** Assistant Equipment Manager Chris Aldrich, Equipment Manager Doug Shearer, Goaltending Consultant Pete Peeters, Niklas Hagman, Bobby Ryan, Corey Perry, Toni Lydman, Sheldon Brookbank, Cam Fowler, Strength & Conditioning Coach Sean Skahan, Head Athletic Trainer Tim Clark, Assistant Athletic Trainer Rick Burrill. **Back Row (L-R):** Equipment Assistant Chris Kincaid, Kyle Palmieri, Devante Smith-Pelly, Nate Guenin, George Parros, Luca Sbisa, Nick Bonino, Matt Beleskey, Rod Pelley, Massage Therapist James Partida.

## 2011-12:

The Anaheim Ducks finished the 2011-12 season with a 34-36-12 mark for 80 points...the club had the fifth-best record in the Western Conference with 54 points (24-15-6) from Jan. 1 to the end of the season...the club went 14-6-1 in its last 21 contests played at Honda Center (.690 win percentage)...over the last 44 games overall, Anaheim went 24-14-6...from the start of 2012, Corey Perry ranked fourth in goals with 23 (PIT's Malkin had 35, TB's Stamkos had 34 and NJ's Kovalchuk had 24)...in addition, **Jonas Hiller** co-led the league in starts and appearances (41), and ranked sixth in wins (20) and GAA (2.11).

## BREAKING RECORDS:

**Teemu Selanne** (41 years old) completed his 20th NHL season and 13th with the Ducks, scoring 26-40=66 points in 82 games...his 26 goals made him the second-oldest player in NHL history to have 26+ goals in a single season...Selanne joined Gordie Howe as the oldest two players to have at least 60 points in one season...in addition, Selanne's 17, 20-goal seasons tied for the fifth-most in NHL history (many players)...his 82 games played made him the oldest player in NHL history (41 yrs, 279 days) to have appeared in all 82 games in a single season...only Nicklas Lidstrom (40 yrs, 347 days in 2010-11), Dave Andreychuk (40 yrs, 187 days in 2003-04), Mark Messier (40 yrs, 79 days in 2000-01) and Ron Francis (40 yrs, 36 days in 2002-03) appeared in all 82 games above the age 40.

## BOUDREAU TAKES THE REINS:

**Bruce Boudreau** was named the eighth head coach of the Anaheim Ducks on Nov. 30...the Ducks were 27-23-8 under his leadership...he finished the 2011-12 season with a 228-111-48 record in 387 career NHL games with both Anaheim and Washington for a .651 win percentage.

## ANOTHER BIG YEAR:

**Corey Perry** led the Ducks with 37 goals, leading all Western Conference players and ranking tied for sixth in the NHL...the 2010-11 Hart Trophy Winner had 15 goals in his last 32 games (post All-Star break)...Perry also ranked tied for third in the NHL in PPG (14).

## MORE SELANNE:

**Teemu Selanne** surpassed Luc Robitaille on Mar. 25 vs. Boston for sole possession of fourth in all-time PPG at 248...in addition, his GWG on Mar. 14 vs. Detroit accounted for his 1,400th career point, as he became just the third European-born player to reach the milestone (Jaromir Jagr 1,653 and Stan Mikita, 1,467)...on Mar. 12, Selanne's goal moved him past childhood idol and fellow Finn Jari Kurri (1,398 career points) for sole possession of 19th in all-time points (second among active players behind Jagr)...at the close of the season, Selanne ranked 12th on the NHL's all-time goal scoring list (second among active players behind Jagr), 42nd in assists (fourth among active players) and sixth in career GWG (second among active players behind Jagr).




# 2011-12 GAME-BY-GAME



#	Date	Team	W-L-OT	Record	GF-GA	Scorers	W Goal	PP	PK	SF-SA	W-L Gldtr.	Attend.
1	10/07/2011	@ BUFFALO (Helsinki)	L	00-01-00	1-4	34	23	0-5	2-4	30-25	30 / 1	13349
2	10/08/2011	NY RANGERS (Stockholm)	W**	01-01-00	2-1	7	9	0-6	7-7	28-15	1 / 30	13800
3	10/14/2011	SAN JOSE	W	02-01-00	1-0	49	0	0-2	4-4	23-31	1 / 1	17243+
4	10/16/2011	ST. LOUIS	W	03-01-00	4-2	9,23,10p,9	10	1-4	4-4	23-30	1 / 41	14555
5	10/17/2011	@ SAN JOSE	W	04-01-00	3-2	8p, 10	10	1-3	5-6	22-43	38 / 31	17562+
6	10/21/2011	DALLAS	L	04-02-00	1-3	10p	63	1-5	1-1	36-19	32 / 1	12919
7	10/23/2011	PHOENIX	L	04-03-00	4-5	17,15,15,8	3	0-4	3-3	33-35	41 / 1	13240
8	10/25/2011	@ CHICAGO	O**	04-03-01	2-3	15p,8	88	1-6	3-3	31-35	50 / 1	21247+
9	10/27/2011	@ MINNESOTA	W	05-03-01	3-2	10p,9,15p	15	2-6	3-5	16-25	1 / 32	15723
10	10/29/2011	@ NASHVILLE	L	05-04-01	0-3		27	0-1	5-6	20-29	35 / 1	16395
11	10/30/2011	@ COLUMBUS	L	05-05-01	1-3	9	19	0-3	2-3	20-21	1 / 38	16022
12	11/01/2011	@ WASHINGTON	O*	05-05-02	4-5	11,8,8,10p	19	1-1	3-3	15-40	29 / 1	18506+
13	11/03/2011	@ NY RANGERS	O**	05-05-03	1-2	9	10	0-2	4-4	28-25	30 / 1	18200+
14	11/05/2011	@ DETROIT	L	05-06-03	0-5		55	0-5	3-4	22-50	35 / 1	20066+
15	11/09/2011	NASHVILLE	L	05-07-03	2-4	77,23	10	0-5	3-3	33-32	35 / 1	13529
16	11/11/2011	VANCOUVER	W	06-07-03	4-3	11,7p,10p,74	0	2-5	4-5	21-41	1 / 1	17339+
17	11/13/2011	MINNESOTA	L	06-08-03	2-3	4,4	46	0-3	4-4	34-26	32 / 1	13803
18	11/16/2011	@ LOS ANGELES	O**	06-08-04	1-2	8p	14	1-4	5-6	24-37	32 / 1	18118+
19	11/17/2011	LOS ANGELES	L	06-09-04	3-5	7,10p,7	11	1-4	3-4	38-36	32 / 38	15412
20	11/20/2011	DETROIT	L	06-10-04	2-4	11,8p	23	1-5	6-6	34-30	35 / 1	17229+
21	11/23/2011	@ PHOENIX	L	06-11-04	2-4	11,10	17	0-2	7-8	21-29	41 / 1	9124
22	11/25/2011	CHICAGO	L	06-12-04	5-6	9,78p,9,10	19	1-3	5-7	28-42	50 / 38	17174+
23	11/27/2011	TORONTO	L	06-13-04	2-5	23p,10	46	1-2	3-4	28-28	50 / 1	13685
24	11/30/2011	MONTREAL	W	07-13-04	4-1	15,77p,10p,12	77	2-7	7-7	27-20	1 / 30	12337
25	12/02/2011	PHILADELPHIA	O*	07-13-05	3-4	7p,8,41	28	1-3	6-9	22-47	30 / 1	15975
26	12/04/2011	MINNESOTA	L	07-14-05	3-5	15p,11,4	25	1-3	2-3	27-36	37 / 1	14002
27	12/06/2011	LOS ANGELES	W	08-14-05	3-2	9,10,9	9	0-2	2-2	27-39	1 / 32	14419
28	12/08/2011	@ ST. LOUIS	L	08-15-05	2-4	9,77	74	0-2	1-1	23-24	41 / 1	18596
29	12/10/2011	@ NASHVILLE	L	08-16-05	2-3	41,23	22	0-2	3-4	17-28	35 / 38	17113+
30	12/14/2011	PHOENIX	W	09-16-05	4-1	14,12p,12,51	12	1-4	2-3	28-20	1 / 41	13428
31	12/16/2011	@ CHICAGO	L	09-17-05	1-4	8	81	0-3	2-3	25-24	30 / 1	21528+
32	12/17/2011	@ WINNIPEG	L	09-18-05	3-5	12,10,10p	16	1-4	1-2	36-31	50 / 38	15004+
33	12/19/2011	@ DALLAS	L	09-19-05	3-5	8p,17p,63	73	2-3	3-5	28-33	31 / 1	13720
34	12/22/2011	@ LOS ANGELES	O**	09-19-06	2-3	12,17	23	0-3	4-4	22-34	32 / 1	18118+
35	12/26/2011	@ SAN JOSE	W	10-19-06	3-2	5,9,7	7	0-2	2-2	23-38	1 / 31	17562+
36	12/29/2011	VANCOUVER	L	10-20-06	2-5	9,63	21	0-6	1-1	32-31	35 / 1	17544+
37	12/31/2011	COLORADO	L	10-21-06	2-4	17,9	17	0-2	1-2	20-26	35 / 1	15119
38	01/04/2012	SAN JOSE	L	10-22-06	1-3	10	78	0-4	4-4	27-36	31 / 1	14596
39	01/06/2012	NY ISLANDERS	W	11-22-06	4-2	9,9,15,8	15	0-2	3-3	20-21	1 / 20	13892
40	01/08/2012	COLUMBUS	W	12-22-06	7-4	710,8p,11,10p,8,10	10	2-5	2-3	27-18	0 / 30	13053
41	01/10/2012	DALLAS	W	13-22-06	5-2	11,5,11,39,11	11	0-3	3-3	26-28	43 / 32	12152
42	01/12/2012	@ CALGARY	O*	13-22-07	0-1		19	0-1	2-2	23-19	34 / 1	19289+
43	01/13/2012	@ EDMONTON	W	14-22-07	5-0	33,8p,9,10,10p	33	2-3	2-2	28-33	1 / 35	16839+
44	01/15/2012	@ VANCOUVER	W	15-22-07	4-2	63,9,33,33p	33	1-3	2-3	34-23	1 / 1	18890+
45	01/18/2012	PHOENIX	W	16-22-07	6-2	12,23p,23,33,39,10a	23	1-1	4-4	21-27	1 / 41	12281
46	01/21/2012	OTTAWA	W	17-22-07	2-1	10,17	17	0-3	2-2	29-32	1 / 41	15500
47	01/22/2012	COLORADO	W	18-22-07	3-2	9,15p,9	9	1-3	3-4	18-45	1 / 35	14004
48	01/24/2012	@ DALLAS	L	18-23-07	0-1		33	0-2	0-0	27-16	32 / 1	12141
49	01/31/2012	@ PHOENIX	W	19-23-07	4-1	7,77,8p	7	1-3	3-3	30-26	1 / 41	10579
50	02/01/2012	DALLAS	L	19-24-07	2-6	3,9,5	14	0-4	2-3	35-26	32 / 1	12701
51	02/03/2012	COLUMBUS	O*	19-24-08	2-3	8,8p	16	1-5	3-4	35-21	30 / 1	13358
52	02/06/2012	CALGARY	W**	20-24-08	3-2	9,39	12	0-5	3-4	33-26	1 / 34	12096
53	02/08/2012	CAROLINA	W*	21-24-08	3-2	63,110,10	10	0-1	2-2	34-33	1 / 30	12675
54	02/10/2012	@ DETROIT	O**	21-24-09	1-2	16	44	0-7	6-6	30-24	31 / 1	20066+
55	02/12/2012	@ COLUMBUS	W	22-24-09	5-3	10,10p,33p,9,10p	9	3-4	3-5	35-27	1 / 1	14033
56	02/14/2012	@ MINNESOTA	W	23-24-09	2-1	12,10	10	0-4	2-3	25-18	1 / 37	17552
57	02/15/2012	@ PITTSBURGH	W	24-24-09	2-1	10,8	8	0-3	1-1	29-26	1 / 29	18482+
58	02/17/2012	@ NEW JERSEY	O**	24-24-10	2-3	10,21	26	0-3	1-1	38-27	30 / 1	15312
59	02/19/2012	@ FLORIDA	W	25-24-10	2-0	8,12	8	0-2	4-4	27-31	1 / 60	15945
60	02/21/2012	@ TAMPA BAY	L	25-25-10	2-3	11,9	16	0-2	1-2	30-16	1 / 32	18309
61	02/23/2012	@ CAROLINA	W**	26-25-10	3-2	5,10p	11	1-5	1-2	37-32	1 / 35	16564
62	02/26/2012	CHICAGO	W	27-25-10	3-1	7,21,8p	21	1-3	2-3	38-19	1 / 30	17601+
63	02/27/2012	@ COLORADO	L	27-26-10	1-4	9p	37	1-3	1-1	28-23	1 / 1	15133
64	02/29/2012	BUFFALO	L	27-27-10	0-2		3	0-2	4-5	43-24	30 / 1	14972
65	03/02/2012	CALGARY	W	28-27-10	3-2	9,10,15	15	0-4	4-5	38-29	1 / 37	16431
66	03/03/2012	@ LOS ANGELES	L	28-28-10	2-4	21,77	77	0-4	2-4	31-20	32 / 1	18301+
67	03/05/2012	EDMONTON	W	29-28-10	4-2	33p,9,10,10	10	1-2	0-1	30-36	1 / 35	13596
68	03/08/2012	@ ST. LOUIS	L	29-29-10	1-3	10	21	0-3	2-4	25-27	41 / 1	19150+
69	03/10/2012	@ DALLAS	L	29-30-10	0-2		10	0-4	4-5	21-23	32 / 1	18228
70	03/12/2012	@ COLORADO	O*	29-30-11	2-3	23,8p	92	1-1	1-1	40-33	1 / 1	15045
71	03/14/2012	DETROIT	W	30-30-11	4-0	8,51,9,51	8	0-2	3-3	24-23	1 / 31	16331
72	03/16/2012	LOS ANGELES	L	30-31-11	2-4	4p,5	14	1-3	3-3	20-43	32 / 1	17367+
73	03/18/2012	NASHVILLE	L	30-32-11	1-3	77,1	12	0-1	3-4	31-27	39 / 1	14978
74	03/19/2012	@ SAN JOSE	W	31-32-11	5-3	9,23p,10,34,51	34	1-2	2-3	40-30	43 / 31	17562+
75	03/21/2012	ST. LOUIS	W	32-32-11	4-3	4p,63,77,33	33	1-4	2-2	22-38	1 / 41	14494
76	03/25/2012	BOSTON	L	32-33-11	2-3	8p,17	12	1-3	2-2	27-25	1 / 1	17395+
77	03/28/2012	SAN JOSE	W	33-33-11	3-1	9,8,10	8	0-0	1-1	27-29	1 / 31	14780
78	03/31/2012	@ PHOENIX	L	33-34-11	0-4		23	0-6	1-4	44-29	41 / 43	15856
79	04/01/2012	EDMONTON	L	33-35-11	1-2	8	56	0-5	1-1	33-15	40 / 1	17266+
80	04/03/2012	@ VANCOUVER	O**	33-35-12	4-5	15,10p,14,77	23	1-3	5-5	24-39	35 / 1	18890+
81	04/05/2012	@ EDMONTON	W*	34-35-12	3-2	7,9,15	15	0-1	1-1	17-26	43 / 40	16839+
82	04/07/2012	@ CALGARY	L	34-36-12	2-5	9p,9	33	1-5	3-3	25-23	35 / 1	19289+

(\* = OVERTIME, \*\* = SHOOTOUT, += SELLOUT)

# 2010-11 ANAHEIM DUCKS



**Front row (L-R):** Jonas Hiller, Executive Vice President/COO Tim Ryan, Senior Vice President of Hockey Operations David McNab, Executive Vice President/General Manager Bob Murray, Owner Henry Samueli, Teemu Selanne, Ryan Getzlaf, Saku Koivu, Owner Susan Samueli, CEO Michael Schulman, Head Coach Randy Carlyle, Dan Ellis, Ray Emery **Second row:** Vice President - THE RINKS Art Trottier, Vice President of Human Resources Jay Scott, AAM Vice President of Operations Kevin Starkey, Video Coordinator Joe Trotta, Goaltending Consultant Pete Peeters, Francois Beauchemin, Jason Blake, Todd Marchant, Lubomir Visnovsky, Assistant Coach Mike Foligno, Assistant Coach Dave Farrish, Vice President of Multi-Media and Community Development Aaron Teats, General Counsel Bernard Schneider, Vice President of Finance/CFO Doug Heller, AAM Vice President of Finance Angela Wergechik **Third row:** Assistant Equipment Manager Chris Kincaid, Equipment Manager Doug Shearer, Brandon McMillan, Bobby Ryan, Andreas Lilja, Corey Perry, Toni Lydman, Dan Sexton, Strength & Conditioning Coach Sean Skahan, Head Athletic Trainer Tim Clark, Assistant Athletic Trainer Rick Burrill **Back row:** Equipment Assistant Chris Kincaid, Cam Fowler, Kyle Chipchura, Brad Winchester, George Parros, Andy Sutton, Luca Sbisa, Jarkko Ruutu, Sheldon Brookbank, Massage Therapist James Partida.

## POSTSEASON NOTES IN PLAYOFF SECTION

### THE 2010-11 REGULAR SEASON:

The Ducks finished the regular season with a record of 47-30-5 for 99 points, ranking second in the Pacific Division and fourth in the Western Conference...the club's 47 wins were tied for the second-most in franchise history (48 in 2006-07 and 47 in 2007-08).

### ANOTHER STRONG FINISH:

With 20 games left, the Ducks were 32-25-5 with 69 points and ranked 11th in the Western Conference...the Ducks went 15-5-0 over the last 20 games, climbing to fourth in the West...during that stretch, **Corey Perry** led the NHL in goals and points (19-12=31 with a +12)...the Ducks also won their last two games, 10 of their last 13 (10-3-0), and went 29-13-1 over the last 43 contests.

### PERRY WINS THE HART:

**Corey Perry** won the 2010-11 Hart Memorial Trophy as "the player adjudged to be the most valuable to his team"...Perry was the first player from a Southern California team to win the Hart Trophy since Hall-of-Famer Wayne Gretzky earned the honor with Los Angeles in 1989...Perry was also just the third player from a California team to win the Hart, joining Gretzky and San Jose's Joe Thornton (2006)...his 50 goals also won him the Maurice "Rocket" Richard Trophy as the league's top goal scorer...he tied for the league lead in GWG (11, also Ovechkin), finished third in points (98), and tied for fifth in PPG (14) and SHG (4)

### MORE PERRY:

Perry's 50 goals were the most by a Ducks player since Teemu Selanne scored 52 during the 1997-98 season...he became the third player in franchise history to reach the 50-goal mark and the first in the Western Conference to score 50-or-more since Calgary's Jarome Iginla in 2007-08 (50)...Perry established numerous franchise records in 2010-

11, including game-winning goals, third-period goals, and shorthanded goals.

### BETTER WITH AGE:

**Teemu Selanne** (40 years old in 2010-11) recorded 31-49=80 points in 73 games...25 of Selanne's 31 goals came in a tied game or a one-goal contest...he was one of 15 NHL players to average over one point-per-game (eighth with 1.10)...the second-oldest player on that list was Tampa Bay's Martin St. Louis (35 yrs.) who averaged 1.21 points-per-game...Selanne ranked third in the NHL with 16 PPG and tied for eighth in overall scoring...only two players in NHL history age 40+ have recorded more points: (Gordie Howe (DET), 1968-98, 103 pts., 40 yrs, 276 days; Johnny Bucyk (BOS), 1975-76, 83 pts., 40 yrs, 234 days...on Mar. 28 vs. Colorado, he became the first player in history age 40+ to record three goals and five points (3-2=5) in a single game and the fourth-oldest player in NHL history to record a 3+ goal game (also Howe, Bucyk & Lidstrom).

### VISNOVSKY LEADS THE PACK:

**Lubomir Visnovsky** led NHL defencemen in scoring (68), assists (50) and points-per-game (.84), and ranked second in goals (18).

### HILLER SHINES BEFORE SEASON CUT SHORT:

**Jonas Hiller** went 26-16-5 with five shutouts, a 2.56 GAA and .924 SV% before having his season cut short due to vertigo symptoms...he made only three appearances following the All-Star break, missing a total of 27 games during the second half of the season...Hiller finished tied for fifth among NHL goaltenders in SV% (.924)...he was named to the NHL 2010-11 All-Star team, the lone goaltender to represent the Western Conference...he was the second Swiss-born player to appear in an NHL All-Star Game (also Mark Streit in 2009).

# 2010-11 GAME-BY-GAME



#	Date	Team	W-L-OT	Record	GF-GA	Scorers	W Goal	PP	PK	5F-5A	W-L Glldr.	Attend.
1	10/08/2010	@ DETROIT	L	00-01-00	0-4		93	0-1	6-6	21-43	35 / 1	20066+
2	10/09/2010	@ NASHVILLE	L	00-02-00	1-4	11	26	0-3	6-7	37-49	35 / 1	17113+
3	10/11/2010	@ ST. LOUIS	L	00-03-00	1-5	11P	10	1-4	8-9	14-53	41 / 1	19150+
4	10/13/2010	VANCOUVER	W	01-03-00	4-3	15P,8P,10,9	9	2-5	1-3	32-39	1 / 1	17174+
5	10/15/2010	ATLANTA	O**	01-03-01	4-5	10P,32,8P,15P	34	3-7	1-4	41-33	50 / 1	13123
6	10/17/2010	PHOENIX	W	02-03-01	3-2	54,32,10	10	0-3	2-2	35-38	1 / 1	13574
7	10/20/2010	@ COLUMBUS	L	02-04-01	1-3	8	61	0-5	3-3	32-22	1 / 1	19012
8	10/21/2010	@ PHILADELPHIA	W	03-04-01	3-2	17,33,15	15	0-4	5-5	22-42	31 / 35	19012
9	10/23/2010	@ DETROIT	L	03-05-01	4-5	9,20,26,8	13	0-1	2-3	25-41	35 / 31	19401
10	10/26/2010	@ DALLAS	W	04-05-01	5-2	9,9,16,8P,10	16	1-3	4-5	26-37	1 / 32	12378
11	10/29/2010	NEW JERSEY	L	04-06-01	1-2	33P	26	1-3	4-4	28-27	30 / 1	14724
12	10/30/2010	@ SAN JOSE	L	04-07-01	2-5	15P,10P	15	2-3	4-6	24-41	30 / 31	17562+
13	11/03/2010	TAMPA BAY	W*	05-07-01	3-2	8P,51,15	11	1-5	3-4	30-34	1 / 38	13034
14	11/05/2010	PITTSBURGH	W	06-07-01	3-2	9,15,11	11	0-2	3-4	19-32	1 / 29	17174+
15	11/07/2010	NASHVILLE	W	07-07-01	5-4	8,11,17,P,23	22	1-3	4-4	37-24	1 / 39	13520
16	11/09/2010	@ SAN JOSE	W*	08-07-01	3-2	33,10,17	17	0-2	4-4	20-41	1 / 30	17562+
17	11/10/2010	NY ISLANDERS	W	09-07-01	1-0	11	11	0-2	6-6	14-27	31 / 35	14393
18	11/12/2010	DALLAS	W	10-07-01	4-2	11,15,9P,9	9	1-3	2-2	37-29	1 / 32	13831
19	11/14/2010	@ CHICAGO	O*	10-07-02	2-3	10,10	25	0-2	2-4	26-43	50 / 1	21244+
20	11/16/2010	@ DALLAS	L	10-08-02	1-2	10P	91	1-6	4-5	27-26	32 / 1	13443
21	11/17/2010	@ MINNESOTA	O*	10-08-03	1-2	8P	20	1-1	1-1	28-27	32 / 31	16890
22	11/19/2010	COLUMBUS	L	10-09-03	3-4	11P,9,5,10	22	1-4	2-3	50-29	1 / 1	13667
23	11/21/2010	EDMONTON	L	10-10-03	2-4	9P,11	83	1-5	3-3	40-25	40 / 1	14267
24	11/26/2010	CHICAGO	L	10-11-03	1-4	42P	10	1-5	2-2	27-34	50 / 1	16146
25	11/27/2010	@ PHOENIX	W	11-11-03	6-4	33,9,9,64,10,9	10	0-3	5-6	25-34	1 / 30	12708
26	11/29/2010	LOS ANGELES	W	12-11-03	2-0	4P,33	4	1-2	3-3	19-27	1 / 32	17174+
27	12/01/2010	FLORIDA	W	13-11-03	5-3	16,15,16,10,9	10	0-1	0-2	29-32	1 / 29	12504
28	12/03/2010	DETROIT	L	13-12-03	0-4	9P,3	93	0-3	1-1	41-29	35 / 1	15173
29	12/05/2010	PHOENIX	L	13-13-03	0-3	14	0-3	5-6	26-39	30 / 1	14062	
30	12/07/2010	@ EDMONTON	W**	14-13-03	3-2	11, 8	4	0-3	2-3	32-36	1 / 35	16839+
31	12/08/2010	@ VANCOUVER	O**	14-13-04	4-5	10P,19,8P,4	10	2-4	5-7	20-40	1 / 1	18860+
32	12/10/2010	CALGARY	W**	15-13-04	3-2	17,42	10	0-5	5-6	25-39	1 / 35	13775
33	12/12/2010	MINNESOTA	W	16-13-04	6-2	10,15,15P,10S,9,10P	15	2-6	3-4	36-22	1 / 32	14338
34	12/15/2010	@ WASHINGTON	W*	17-13-04	2-1	19P,15	15	1-2	2-2	24-32	1 / 1	18398+
35	12/16/2010	@ NY ISLANDERS	L	17-14-04	2-3	19P,33	26	1-5	2-3	32-39	39 / 31	7659
36	12/18/2010	@ CAROLINA	L	17-15-04	2-4	15,15P	12	1-7	1-3	45-32	30 / 1	16603
37	12/20/2010	@ BOSTON	W	18-15-04	3-0	64,17,10S	64	0-1	2-2	25-45	1 / 30	17565+
38	12/21/2010	@ BUFFALO	L	18-16-04	2-5	10P,10P	63	2-4	3-5	23-42	30 / 31	18690+
39	12/26/2010	@ LOS ANGELES	L	18-17-04	1-4	39	11	0-2	3-4	19-30	45 / 1	18133+
40	12/28/2010	@ PHOENIX	W	19-17-04	3-1	5,19,10	19	0-3	5-6	24-32	1 / 30	14032
41	12/31/2010	PHILADELPHIA	W	20-17-04	5-2	33,17,33P,9,17	33	1-2	2-2	27-37	1 / 35	17103
42	01/02/2011	CHICAGO	W	21-17-04	2-1	3,10	10	0-3	2-2	18-40	1 / 50	16004
43	01/05/2011	NASHVILLE	L	21-18-04	1-4	11	27	0-4	2-2	41-24	35 / 1	12216
44	01/07/2011	COLUMBUS	W	22-18-04	6-0	8P,8P,39,9,6P,6AS	8	3-4	3-3	29-27	1 / 1	12815
45	01/09/2011	SAN JOSE	W	23-18-04	1-0	9	9	0-2	3-3	28-37	1 / 31	16172
46	01/12/2011	ST. LOUIS	W	24-18-04	7-4	9P,33,9,9,10,17P,64P	10	3-4	4-5	24-34	1 / 29	12499
47	01/15/2011	@ PHOENIX	L	24-19-04	2-6	39,10P	14	1-3	5-5	28-34	30 / 1	10951
48	01/16/2011	EDMONTON	W	25-19-04	3-2	5P,8,8P	8	2-5	5-5	28-28	31 / 35	15764
49	01/18/2011	@ OTTAWA	W**	26-19-04	2-1	10	9	0-0	2-2	27-40	1 / 30	19151+
50	01/20/2011	@ TORONTO	L	26-20-04	2-5	42,64	42	0-2	2-2	28-37	35 / 1	19399+
51	01/22/2011	@ MONTREAL	W**	27-20-04	4-3	4P,9,10P	9	2-4	4-6	26-40	1 / 31	21273+
52	01/25/2011	@ COLUMBUS	W	28-20-04	3-2	8P,4P,33	33	2-3	3-5	22-37	1 / 1	11700
53	02/02/2011	SAN JOSE	L	28-21-04	3-4	19,4P,9	29	1-5	1-2	30-28	31 / 31	14486
54	02/05/2011	@ COLORADO	W	29-21-04	3-0	10P,10,10	10	1-6	3-3	29-25	31 / 31	16785
55	02/09/2011	@ VANCOUVER	W	30-21-04	4-3	33,64,9,9	9	0-2	0-1	24-38	31 / 35	18860+
56	02/11/2011	@ CALGARY	W*	31-21-04	5-4	11,11,64S,8P,4	4	1-1	3-3	30-25	31 / 34	19289+
57	02/13/2011	@ EDMONTON	W	32-21-04	4-0	8,64,9,9	8	0-4	2-2	22-12	1 / 40	16839+
58	02/16/2011	WASHINGTON	L	32-22-04	6-7	15P,8,32,10S,17,9	28	1-2	2-2	21-31	30 / 31	15579
59	02/18/2011	@ MINNESOTA	L	32-23-04	1-5	10	7	0-5	2-4	30-26	32 / 31	18967+
60	02/19/2011	@ ST. LOUIS	L	32-24-04	3-9	37,8,15	10	0-4	2-5	25-23	30 / 31	19150+
61	02/23/2011	LOS ANGELES	L	32-25-04	2-3	8,10	33	0-1	0-0	27-18	32 / 31	17174+
62	02/25/2011	MINNESOTA	O*	32-25-05	2-3	9,23	96	0-5	4-4	48-31	60 / 38	13617
63	02/27/2011	COLORADO	W	33-25-05	3-2	15,22,64P	64	1-5	1-1	32-24	38 / 31	14510
64	03/02/2011	DETROIT	W*	34-25-05	2-1	33,9	9	0-4	8-9	28-29	38 / 35	15098
65	03/04/2011	DALLAS	W*	35-25-05	4-3	17,17P,8,17P	17	2-3	2-3	29-26	38 / 32	12883
66	03/06/2011	VANCOUVER	L	35-26-05	0-3	27	0-4	2-3	2-6	35-38	16356	
67	03/09/2011	NY RANGERS	W	36-26-05	5-2	10,17,17,9,10	17	0-3	2-3	33-32	38 / 30	14251
68	03/11/2011	@ COLORADO	W	37-26-05	6-2	11,15P,10,42,9,19	10	1-4	4-4	33-26	38 / 30	16244
69	03/13/2011	PHOENIX	L	37-27-05	2-5	10,10P	28	1-5	2-2	38-31	30 / 38	14326
70	03/16/2011	ST. LOUIS	W	38-27-05	2-1	33,33	33	0-3	1-2	34-31	29 / 41	12604
71	03/19/2011	@ LOS ANGELES	W*	39-27-05	2-1	64,10	10	0-3	6-6	25-32	29 / 32	18118+
72	03/20/2011	CALGARY	W*	40-27-05	5-4	15,10P,23,8P,10	10	2-3	3-4	33-41	38 / 35	15177
73	03/23/2011	@ DALLAS	W*	41-27-05	4-3	17P,10,8,4	4	1-4	2-3	26-26	29 / 32	16021
74	03/24/2011	@ NASHVILLE	L	41-28-05	4-5	10,8P,8P,10	11	2-6	3-3	38-28	35 / 38	17113+
75	03/26/2011	@ CHICAGO	W	42-28-05	2-1	10,10	10	0-2	2-2	25-28	29 / 50	22115+
76	03/28/2011	COLORADO	W	43-28-05	5-4	8,33,8,4P,8P	8	2-4	1-2	42-35	29 / 30	14336
77	03/30/2011	@ CALGARY	W	44-28-05	4-2	9P,10P,17,10	17	2-6	6-7	22-25	29 / 34	19289+
78	04/02/2011	@ SAN JOSE	L	44-29-05	2-4	9,17P	16	1-4	0-1	22-33	31 / 29	17562+
79	04/03/2011	DALLAS	L	44-30-05	3-4	15,17,10S	63	0-3	5-6	27-31	32 / 29	16424
80	04/06/2011	SAN JOSE	W	45-30-05	6-2	10,4P,10,10P,8P,33P	10	4-6	4-4	34-38	29 / 30	15649
81	04/08/2011	LOS ANGELES	W	46-30-05	2-1	8, 8	8	0-2	3-3	28-24	38 / 32	17587+
82	04/09/2011	@ LOS ANGELES	W	47-30-05	3-1	64,11P,23P	11	2-4	6-7	20-44	38 / 32	18203+

(\* = OVERTIME, \*\* = SHOOTOUT, + = SELOUT)

# 2009-10 ANAHEIM DUCKS



**FRONT ROW (L-R):** Jonas Hiller, Executive Vice President/COO Tim Ryan, Senior Vice President of Hockey Operations David McNab, Executive Vice President/General Manager Bob Murray, Owner Henry Samueli, Saku Koivu, Scott Niedermayer, Ryan Getzlaf, Owner Susan Samueli, CEO Michael Schulman, Head Coach Randy Carlyle, Senior Vice President/CMO Bob Wagner, Curtis McElhinney **SECOND ROW:** Assistant Coach Newell Brown, Assistant Coach Dave Farrisish, Vice President of Human Resources Jay Scott, Vice President of Operations Kevin Starkey, Lubomir Visnovsky, Teemu Selanne, Todd Marchant, Jason Blake, Vice President of Finance Doug Heller, Anaheim Arena Management Vice President of Finance Angela Wergechik, Goaltending Consultant Pete Peeters, Video Coordinator Joe Trotta **THIRD ROW:** Assistant Equipment Manager Chris Aldrich, Equipment Manager Doug Shearer, James Wisniewski, Sheldon Brookbank, Aaron Ward, Bobby Ryan, Matt Beleskey, Mike Brown, Dan Sexton, Strength & Conditioning Coach Sean Skahan, Head Athletic Trainer Tim Clark, Assistant Athletic Trainer Meaghan Beaudoin **BACK ROW:** Equipment Assistant Chris Kincaid, Steve Eminger, Ryan Carter, Troy Bodie, George Parros, Corey Perry, Kyle Chipchura, Joffrey Lupul, Brett Festerling, Massage Therapist James Partida.

## THE SEASON:

The Ducks finished the season with a 39-32-11 record for 89 points (11th in Western Conference)...the club went 23-14-4 for 50 points in the second half of the season (41 games), which equaled the eighth-best record in the league. Anaheim also finished with points in eight of the last nine games (5-1-3) and went 9-3-3 over the last 15 contests...the Ducks concluded the 2009-10 season with a 6-0-2 record in the last eight games at Honda Center and were 17-3-3 in the last 23 contests at home.

## BY THE NUMBERS:

Right wing **Corey Perry** led the club in scoring with a career-high 27-49=76 points and was the only player to appear in all 82 regular season games for Anaheim...center **Ryan Getzlaf** led the team in assists (50) despite missing 16 games due to injury...defenseman **Scott Niedermayer**, who ranked tied for 11th in league defenseman scoring, led all Anaheim players in ice time (26:30) and paced all team blueliners in assists and points (10-38-48)...right wing **Bobby Ryan** had a career-high 35 goals in 81 games, leading the team in goals and ranking second in the NHL (behind only New Jersey's Zach Parise) among U.S.-born players...right wing **Teemu Selanne** finished the season ranked tied for third in the NHL in power play goals (14) and tied for eighth in goals-per game (.50), his highest mark since 2006-07 (.59)...with 27 goals on the year (27-21=48), 2009-10 marked Selanne's 14th season with 25 goals or more...Selanne had six goals in his last five games (6-2=8), 8-9=17 points in his last 13 and 9-12=21 points in his final 18 contests...center **Saku Koivu** earned 4-7=11 points with a +6 rating in his last five games...he also had 7-11=18 points in his last 13 and 8-12=20 in 19...Koivu, who scored the game-tying goal in two of his last three games (and the shootout winner on Apr. 3 at Los Angeles), ranked tied for 10th in the NHL in game-winning goals (6)...Koivu also eclipsed the 50-point mark for seventh consecutive season in 2009-10 (19-33=52)...defenseman **Lubomir Visnovsky** ranked tied for fourth in goals among NHL defensemen (with San Jose's Dan Boyle)...his five goals after his acquisition by Anaheim on Mar. 3 (did not play until Mar. 6) co-led all NHL defensemen (with Washington's

Mike Green and Los Angeles' Drew Doughty).

## TAKING THE REINS:

The Ducks were 23-13-4 in their last 40 games dating back to Jan. 5, which equaled the eighth-best record in the NHL...that stretch began with Jonas Hiller starting 31 of the final 40 games, including 19 straight from Jan. 5-Mar. 24...prior to that, Hiller started 26 of the first 42 games of the season, alternating starts with J.S. Giguere (the Ducks were 16-19-7 at that point of the season)...Hiller himself was 18-11-1 (2.58 GAA, .923 SV%) in his last 32 games from Jan. 5 to the end of the season.

## 600:

After reaching the historic 600-goal plateau on Mar. 21 vs. Colorado and matching childhood idol and longtime friend Jari Kurri with 601 on Mar. 31 at Colorado, right wing **Teemu Selanne** scored two goals on Apr. 2 vs. Vancouver to grab sole possession of 17th place in all-time goals with his 602nd and 603rd goals...finishing the season with 606 career goals, Selanne became one of only 18 players in NHL history to score 600 goals and one of only three Europeans, following Jaromir Jagr (CZE) and Kurri (FIN).

## RECORD STREAK:

The Ducks had a franchise-record 11-game home winning streak from Dec. 8-Feb. 10...the 11-game winning streak at Honda Center was the second-longest in the NHL in 2009-10, behind only Washington's 14-game streak at Verizon Center.

## 2010 OLYMPICS:

Anaheim Ducks players combined for seven medals at the 2010 Olympic Winter Games, the most in the NHL (San Jose was second with five)...the seven medals also tied the most ever by an NHL team...the only other NHL teams to have as many as seven medal winners were the 1998 Pittsburgh Penguins and the 2002 Detroit Red Wings...Anaheim Ducks players combined for three gold (**Scott Niedermayer**, **Ryan Getzlaf**, **Corey Perry** for Canada), two silver (**Bobby Ryan**, **Ryan Whitney** for USA), and two bronze medals (**Saku Koivu** and **Teemu Selanne** for Finland) in Vancouver.

# 2009-10 GAME-BY-GAME



#	Date	Team	W-L-OT	Record	GF-GA	Scorers	W Goal	PP	PK	5F-5A	W-L Gltr.	Attend.
1	10/03/2009	SAN JOSE	L	00-01-00	1-4	19P	12	1-7	5-6	25-37	20 / 1	17281+
2	10/06/2009	@ MINNESOTA	O*	00-01-01	3-4	14,24,11P	15	1-2	2-5	19-32	32 / 35	18256+
3	10/08/2009	@ BOSTON	W	01-01-01	6-1	8P,8P,10,24,9,10S	8	2-2	6-6	30-34	1 / 30	16158
4	10/10/2009	@ PHILADELPHIA	W**	02-01-01	3-2	8,8	8	0-4	5-7	33-35	1 / 29	19603+
5	10/11/2009	@ NY RANGERS	L	02-02-01	0-3		26	0-4	3-5	18-38	0 / 35	18200+
6	10/14/2009	MINNESOTA	W	03-02-01	3-2	10,10,20	20	0-4	4-5	35-34	1 / 32	15111
7	10/17/2009	ST. LOUIS	L	03-03-01	0-5		21	0-5	4-6	26-32	29 / 1	14902
8	10/21/2009	DALLAS	L	03-04-01	2-4	15,14	6	0-1	2-3	26-38	35 / 1	14503
9	10/24/2009	COLUMBUS	L	03-05-01	4-6	14,27P,14,8P	51	2-2	2-2	36-37	1 / 35	14468
10	10/26/2009	TORONTO	L	03-06-01	3-6	17,9P,10	22	1-3	5-10	28-39	50 / 1	14291
11	10/30/2009	VANCOUVER	W	04-06-01	7-2	10,16,13S,10P,9P,9,1A	13	2-2	3-4	34-38	1 / 30	14756
12	10/31/2009	@ PHOENIX	O**	04-06-02	2-3	10P,8	17	1-7	1-2	34-32	30 / 1	6495
13	11/03/2009	PITTSBURGH	L	04-07-02	3-4	10,10,11	9	0-2	6-6	29-27	29 / 1	16128
14	11/05/2009	NASHVILLE	W	05-07-02	4-0	8P,8,22,9	8	1-5	5-5	31-40	1 / 35	14298
15	11/07/2009	PHOENIX	W	06-07-02	4-3	8P,9,10,13	13	1-6	1-2	26-30	1 / 30	15269
16	11/11/2009	@ NEW JERSEY	L	06-08-02	1-3	10	23	0-6	3-3	32-25	30 / 1	14123
17	11/13/2009	@ COLUMBUS	O**	06-08-03	2-3	9,22	20	0-5	3-4	34-29	32 / 35	15577
18	11/14/2009	@ DETROIT	L	06-09-03	4-7	10,9P,14,15P	40	2-4	3-6	23-37	35 / 1	20066+
19	11/16/2009	@ PITTSBURGH	L	06-10-03	2-5	22S,8	11	0-3	6-7	25-26	29 / 35	17052+
20	11/19/2009	TAMPA BAY	W*	07-10-03	4-3	8,15P,9P,27P	27	3-7	3-4	27-24	1 / 41	14555
21	11/21/2009	SAN JOSE	L	07-11-03	2-3	34P,19P	19	2-4	2-3	30-36	20 / 1	15066
22	11/23/2009	CALGARY	W**	08-11-03	3-2	9,15	8	0-3	4-4	31-43	35 / 34	15348
23	11/25/2009	CAROLINA	W	09-11-03	3-2	27P,17,8	8	1-2	3-3	33-30	35 / 34	14766
24	11/27/2009	CHICAGO	W	10-11-03	3-0	8P,8P,4P	8	3-5	4-4	34-28	35 / 39	15068
25	11/29/2009	PHOENIX	O*	10-11-04	2-3	15P,9	19	1-3	4-4	28-26	30 / 35	13023
26	12/01/2009	LOS ANGELES	L	10-12-04	3-4	10,19P,22	15	1-4	4-5	30-42	32 / 1	14231
27	12/03/2009	@ DALLAS	L	10-13-04	1-3	11	29	0-2	3-3	27-37	35 / 35	16217
28	12/04/2009	@ MINNESOTA	O**	10-13-05	4-5	14,9P,14,9	48	1-3	2-3	22-29	32 / 1	18265+
29	12/06/2009	OTTAWA	O**	10-13-06	3-4	15,14,10	11	0-3	4-5	36-29	30 / 35	14946
30	12/08/2009	DALLAS	W*	11-13-06	4-3	14,42,42,11	11	0-1	3-4	42-22	35 / 35	13861
31	12/11/2009	@ DETROIT	O*	11-13-07	2-3	11,42	44	0-4	8-10	27-31	35 / 35	20066+
32	12/12/2009	@ COLUMBUS	W	12-13-07	3-1	42,9,10P	9	1-2	4-4	25-36	1 / 1	14461
33	12/16/2009	@ VANCOUVER	W	13-13-07	3-2	9,15,11P	11	1-4	5-5	34-30	1 / 1	18810+
34	12/17/2009	SAN JOSE	L	13-14-07	1-4	15P	12	1-4	4-5	21-37	20 / 35	17562+
35	12/19/2009	PHOENIX	W	14-14-07	4-2	13,28,15P,9P	15	2-7	4-4	34-41	1 / 30	15107
36	12/22/2009	@ COLORADO	W	15-14-07	4-2	27,42,15,22	15	0-3	3-3	43-17	1 / 41	12171
37	12/23/2009	@ PHOENIX	L	15-15-07	0-4	10	8	0-4	1-2	21-32	30 / 1	10030
38	12/26/2009	SAN JOSE	L	15-16-07	2-5	28,9	15	0-4	0-2	32-25	20 / 35	17562+
39	12/29/2009	MINNESOTA	W	16-16-07	4-2	9,42,9P,22S	9	1-3	3-4	32-31	1 / 37	16960
40	12/31/2009	@ DALLAS	L	16-17-07	3-5	11,13,11	21	0-2	3-4	34-42	35 / 1	18532+
41	01/02/2010	@ NASHVILLE	L	16-18-07	1-3	13	19	0-2	2-2	26-36	35 / 1	16654
42	01/03/2010	@ CHICAGO	L	16-19-07	2-5	17,17	81	0-2	2-3	24-28	31 / 35	21662+
43	01/05/2010	DETROIT	W	17-19-07	4-1	11S,39,10,28	39	0-4	4-4	35-39	1 / 35	15531
44	01/07/2010	ST. LOUIS	W	18-19-07	4-2	34,9,3P,22	39	0-4	3-3	29-22	1 / 50	14248
45	01/09/2010	@ NASHVILLE	W	19-19-07	3-2	8,39,15	15	0-1	0-1	21-27	1 / 35	17113+
46	01/10/2010	@ CHICAGO	W	20-19-07	3-1	10P,11,8	11	1-3	3-4	12-43	1 / 31	21708+
47	01/13/2010	BOSTON	W	21-19-07	4-3	42P,39,15,7	7	1-4	2-2	32-30	1 / 40	14957
48	01/14/2010	@ LOS ANGELES	L	21-20-07	0-4		26	0-5	6-6	22-27	32 / 1	18118+
49	01/17/2010	CALGARY	W	22-20-07	5-4	42P,24,50,10,9	9	1-3	3-3	26-37	1 / 31	16153
50	01/19/2010	BUFFALO	W	23-20-07	5-4	15,24,13,9P,50	50	1-3	3-4	30-45	1 / 30	15570
51	01/21/2010	@ SAN JOSE	L	23-21-07	1-3	39	4	0-5	5-6	27-25	20 / 1	17562+
52	01/23/2010	@ ST. LOUIS	W**	24-21-07	4-3	27,9,9	34	0-3	1-1	37-21	1 / 50	19150+
53	01/26/2010	@ ATLANTA	L	24-22-07	1-2	7	61	0-4	3-4	35-34	1 / 1	12984
54	01/27/2010	@ WASHINGTON	L	24-23-07	1-5	42	26	0-2	4-5	31-49	30 / 35	18277+
55	01/29/2010	@ TAMPA BAY	W**	25-23-07	2-1	34P	34	1-2	2-2	32-31	1 / 30	15230
56	02/01/2010	@ FLORIDA	W	26-23-07	3-0	15,8P,10	15	1-3	4-4	25-33	1 / 29	10843
57	02/03/2010	DETROIT	W	27-23-07	3-1	19,28,9	28	0-2	2-3	30-47	1 / 35	15180
58	02/04/2010	@ LOS ANGELES	L	27-24-07	4-6	33,50,39,20	23	0-1	0-2	22-31	32 / 1	18118+
59	02/08/2010	LOS ANGELES	W	28-24-07	4-2	8P,15,11P,10	11	2-4	4-4	33-37	1 / 32	16033
60	02/10/2010	EDMONTON	W	29-24-07	3-2	9,9P,22	22	1-7	4-4	30-39	1 / 38	14766
61	02/13/2010	@ CALGARY	L	29-25-07	1-3	50	12	0-2	2-2	27-38	34 / 1	19289+
62	02/14/2010	@ EDMONTON	W	30-25-07	7-3	11,10,27P,15P,16,15P,9P	15	4-11	4-5	46-29	1 / 38	16839+
63	03/03/2010	COLORADO	L	30-26-07	3-4	33P,8,27P	39	2-6	3-6	34-25	41 / 1	14840
64	03/06/2010	@ PHOENIX	L	30-27-07	0-4		16	0-7	3-4	32-30	30 / 1	14965
65	03/07/2010	MONTREAL	O**	30-27-08	3-4	10,17P,27	14	1-1	3-3	32-43	41 / 1	15883
66	03/09/2010	COLUMBUS	L	30-28-08	2-5	17,15	51	0-7	3-6	38-29	32 / 1	13700
67	03/12/2010	NASHVILLE	L	30-29-08	0-1		6	0-2	3-4	31-28	35 / 1	15077
68	03/14/2010	SAN JOSE	W	31-29-08	4-2	10,8,17,9	17	0-6	4-4	33-33	1 / 20	16317
69	03/17/2010	CHICAGO	W	32-29-08	4-2	9,22S,11,9	11	0-2	3-3	36-41	1 / 50	15243
70	03/19/2010	NY ISLANDERS	W*	33-29-08	5-4	39,17,33P,17,11	11	1-2	1-3	39-31	31 / 43	14665
71	03/21/2010	COLORADO	W	34-29-08	5-2	33P,39,8P,50S,15P	8	3-6	3-3	33-28	1 / 41	15528
72	03/23/2010	@ CALGARY	L	34-30-08	1-3	27	17	0-0	1-2	23-28	34 / 1	19289+
73	03/24/2010	@ VANCOUVER	L	34-31-08	1-4	11	22	0-4	1-2	31-30	30 / 1	18810+
74	03/26/2010	@ EDMONTON	W	35-31-08	3-2	16,10P,10P	10	2-4	6-7	40-36	31 / 38	16839+
75	03/29/2010	DALLAS	W	36-31-08	3-1	63P,10,28	10	1-5	2-2	46-31	31 / 32	15070
76	03/31/2010	@ COLORADO	W	37-31-08	5-2	7,11,27,8,33	27	0-1	2-3	27-29	31 / 41	13862
77	04/02/2010	VANCOUVER	O**	37-31-09	4-5	11,8P,8P,11P	38	3-8	4-4	34-40	30 / 31	16534
78	04/03/2010	@ LOS ANGELES	W**	38-31-09	2-1	11P	11	1-2	3-4	33-29	31 / 32	18118+
79	04/06/2010	LOS ANGELES	O**	38-31-10	4-5	33P,8,9,8P	11	2-3	2-3	21-40	31 / 31	16278
80	04/08/2010	@ DALLAS	O**	38-31-11	2-3	9,9P	9	1-4	3-3	19-51	35 / 1	18009
81	04/09/2010	@ ST. LOUIS	L	38-32-11	3-6	39,9,39	18	0-2	2-4	26-48	50 / 31	19150+
82	04/11/2010	EDMONTON	W	39-32-11	7-2	20,7,39,8P,20,16,28S	39	1-3	2-2	45-31	1 / 38	16392

(\* = OVERTIME, \*\* = SHOOTOUT, + = SELLOUT)

# 2008-09 ANAHEIM DUCKS



**FRONT ROW (L-R):** Jean-Sebastien Giguere, Executive Vice President/COO Tim Ryan, Senior Vice President of Hockey Operations David McNab, Executive Vice President & General Manager Bob Murray, Chris Pronger, Scott Niedermayer, Ryan Getzlaf, CEO Michael Schulman, Head Coach Randy Carlyle, Senior Vice President/CMO Bob Wagner, Jonas Hiller **SECOND ROW:** Assistant Coach Newell Brown, Assistant Coach Dave Farris, Vice President of Human Resources Kim Kutcher, Vice President of Operations Kevin Starkey, Teemu Selanne, Rob Niedermayer, Bret Hedican, Todd Marchant, Vice President of Finance Doug Heller, Anaheim Arena Management Vice President of Finance Angela Wergechik, Goaltending Consultant Francois Allaire, Video Coordinator Joe Trotta **THIRD ROW:** Assistant Equipment Manager John Alloway, Equipment Manager Doug Shearer, Andrew Ebbett, James Wisniewski, Francois Beauchemin, Bobby Ryan, Ryan Carter, Mike Brown, Strength & Conditioning Coach Sean Skahan, Head Athletic Trainer Tim Clark, Assistant Athletic Trainer Meaghan Beaudoin **BACK ROW:** Equipment Assistant Chris Kincaid, Petteri Nokelainen, Sheldon Brookbank, Ryan Whitney, George Parros, Corey Perry, Brendan Mikkelson, Erik Christensen, Brad Larsen, Massage Therapist Mike Partida.

## POSTSEASON NOTES IN PLAYOFF SECTION

### THE SEASON:

The Ducks finished the 2008-09 regular season with a record of 42-33-7 for 91 points, ranking second in the Pacific Division and eighth in the Western Conference. Anaheim went 20-18-3 at home and 22-15-4 on the road in the regular season. The Ducks qualified for the playoffs for the fourth consecutive year and seventh time in club history (1997, 1999, 2003, 2006-2009).

### THE STANDINGS CLIMB:

After 69 games, the Ducks were 32-31-6, 12th in the Western Conference standings (13th by winning percentage). Anaheim rallied to make the playoffs by posting the best record in the NHL (by points and winning percentage) over the last 13 games, going 10-2-1 (21 points, .808 win%). The Ducks joined only the 1996-97 Ottawa Senators and 2006-07 New York Rangers as teams to rally from as low as 12th place to make the playoffs with 13 games-or-less remaining in the season...the 1996-97 Senators were 12th through 69 games and finished seventh, while the 2006-07 Rangers were 12th through 72 games and finished sixth.

### STRONG FINISH:

The Ducks finished the 2008-09 regular season winning five of the last seven games (5-1-1), 10 of 13 games (10-2-1) and were 11-3-1 in the last 15 overall...the Ducks scored at least one power play goal in eight of the last nine games (13-for-35, 37.1%) and went 20-for-48 (41.7%) over the final 13...in the last five contests, the Ducks were 9-for-16 on the power play for a 56.3% success rate...in addition, the club recorded 55 goals over the last 13 games (4.2 per game), scoring at least five goals in five of those contests.

### ROAD SUCCESS:

Anaheim finished the 2008-09 regular season by recording points in a team-record nine consecutive road games (7-0-2; 16 points), besting the previous mark of eight games set earlier in the year (7-0-1; Oct. 21-Nov. 30)...the Ducks won six straight road games before losing in a shootout in the season finale on Apr. 11 at Phoenix, falling just one win shy of tying a club-record seven-game road winning streak from Nov. 28-Dec. 13, 2006...with a 22-15-4 road record, the Ducks tied a franchise record for most road wins in a single season (22-14-5, 2006-07).

### LEADING THE WAY:

Center **Ryan Getzlaf** concluded the 2008-09 campaign ranked tied for third among NHL leaders in assists, tied for sixth in scoring (25-66-91) and tied for fourth in power play assists (28)...in addition to leading the club in assists and scoring, Getzlaf broke the Ducks single-season assist record (previously Kariya, 62) on his third helper of the night as part of a four-assist effort on Apr. 4 at San Jose...with two assists (0-2-2) on Apr. 2 at Vancouver, he set a single-season career high in assists (60), one game after establishing a personal best for points in a season on Mar. 31 at Edmonton (83).

### HILLER STRONG IN NET:

Goaltender **Jonas Hiller** concluded the regular season ranked tied for seventh among NHL goaltenders in GAA (2.39) and tied for sixth in SV% (.919)...over his last 12 games, Hiller went 8-2-0 with a 2.44 GAA and .919 SV%, stopping 319-of-347 shots...prior to a 3-2 loss to San Jose on Apr. 5 at Honda Center, Hiller won seven consecutive decisions to tie Guy Hebert for the longest winning streak in franchise history (Hebert won seven straight games from Feb. 25-Mar. 22, 1995).

### THE CAPTAIN LEADS THE WAY, AGAIN:

**Scott Niedermayer** concluded the regular season ranked second among all defensemen in scoring starting Jan. 1 (9-31=40, Mike Green of WSH had 23-27=50 points)...for the season, he ranked tied for third in the NHL in scoring and assists among defensemen...Niedermayer became Anaheim's all-time goal scorer among defensemen by surpassing Oleg Tverdovsky with his 46th goal as a Duck on Mar. 8 vs. Minnesota...Niedermayer recorded his third three-point night of the season (1-2-3) on Mar. 31 at EDM, tying a single-game career high.

### MOVING ON UP:

Right wing **Teemu Selanne** scored his 1,200th career NHL point with his overtime goal on Mar. 18 vs. Nashville...Selanne became the 45th player in NHL history to reach the milestone and only the sixth player born outside North America to reach the mark, joining Jaromir Jagr, Stan Mikita, Jari Kurri, Mats Sundin and Paul Stastny...he became the franchise's all-time games played leader with his 617th game as a Duck on Jan. 31 at Colorado...with his appearance that afternoon at Pepsi Center, Selanne surpassed former teammate Steve Rucchin for sole possession of first in all-time Ducks appearances.

# 2008-09 GAME-BY-GAME



Date	Team	W/L/OT	Record	GF-GA	Scorers	W Goal	PP	PK	5F-5A	W - L Gtrd	Attend.
10/9/2008	@ SAN JOSE	L	00-01-00	1-4	2	14	0-2	5-7	29-41	20 - 35	17496
10/12/2008	PHOENIX	L	00-02-00	2-4	40	19	0-4	4-5	35-24	30 - 35	17174+
10/14/2008	@ LOS ANGELES	L	00-03-00	3-6	17,22,8	25	0-5	6-9	26-23	35 - 35	14451
10/15/2008	EDMONTON	L	00-04-00	2-3	40,44	71	0-2	3-4	35-28	32 - 1	16604
10/17/2008	SAN JOSE	W	01-04-00	4-0	23,32,25P,26	23	1-7	7-7	20-38	35 - 20	17174+
10/19/2008	CAROLINA	L	01-05-00	1-3	23	17	0-4	4-4	33-24	49 - 35	16847
10/21/2008	@ TORONTO	W**	02-05-00	3-2	23,16,8X	8	0-1	4-4	21-38	35 - 31	19222
10/24/2008	@ OTTAWA	W	03-05-00	4-3	17,22,26,15P	15	1-3	5-7	32-30	1 - 31	19762
10/25/2008	@ MONTREAL	W	04-05-00	6-4	40,15,10P,14,32S,8P	32	2-3	5-6	25-51	35 - 31	21273
10/27/2008	@ COLUMBUS	W	05-05-00	3-2	15,10,8P	8	1-5	6-6	24-32	35 - 30	10494
10/29/2008	DETROIT	W*	06-05-00	5-4	8P,8P,8P,17,23	23	3-8	5-7	34-38	35 - 30	17174+
10/31/2008	VANCOUVER	O**	06-05-01	6-7	27P,8P,5,25,8P,10	2	3-9	3-5	37-29	1 - 1	16704
11/2/2008	CALGARY	W	07-05-01	3-2	15,25,20	20	0-1	5-6	37-36	35 - 34	16965
11/4/2008	@ LOS ANGELES	W*	08-05-01	1-0	25	25	0-4	6-6	27-35	35 - 31	14327
11/5/2008	ST. LOUIS	W	09-05-01	5-2	44,8P,10,15,15	10	1-1	4-5	27-32	1 - 50	16144
11/7/2008	DALLAS	L	09-06-01	2-5	7,27P	37	1-5	3-5	30-26	35 - 35	17048
11/9/2008	FLORIDA	L	09-07-01	1-3	10	10	0-4	3-4	45-26	31 - 35	16951
11/14/2008	NASHVILLE	O*	09-07-02	3-4	7,14P,15P	2	2-4	3-5	35-35	39 - 35	16485
11/16/2008	LOS ANGELES	W	10-07-02	2-0	10,3	10	0-3	5-5	26-29	1 - 31	17174+
11/19/2008	WASHINGTON	L	10-08-02	4-6	54,15,54,8P	10	1-5	5-8	32-33	60 - 35	16076
11/21/2008	@ ST. LOUIS	O*	10-08-03	2-3	14,27P	12	1-5	3-5	28-28	34 - 35	19150
11/22/2008	@ DALLAS	W**	11-08-03	2-1	10P,15X	15	1-4	7-7	24-32	1 - 35	17734
11/24/2008	COLORADO	W	12-08-03	4-1	8P,14,25,8P	14	2-3	4-4	24-30	35 - 31	16632
11/28/2008	CHICAGO	W	13-08-03	1-0	15	15	0-1	2-2	21-26	1 - 38	16994
11/30/2008	@ CAROLINA	W	14-08-03	4-1	15,8P,44,44	8	1-4	4-4	27-37	1 - 49	14191
12/1/2008	@ DETROIT	L	14-09-03	1-2	14	81	0-2	4-4	16-47	30 - 1	18862
12/3/2008	@ CHICAGO	L	14-10-03	2-4	8P,25	19	1-3	4-5	32-41	38 - 1	21574
12/7/2008	COLUMBUS	W	15-10-03	5-3	15,20,15,54,44	54	0-3	5-6	34-32	35 - 31	16914
12/10/2008	ST. LOUIS	W	16-10-03	4-2	16,14P,7,14	7	1-4	4-5	36-28	35 - 50	16058
12/11/2008	@ SAN JOSE	L	16-11-03	0-2	-	12	0-5	3-3	31-27	20 - 1	17496
12/14/2008	MINNESOTA	W	17-11-03	4-2	15,10,7,54	7	0-5	3-4	34-28	35 - 29	16577
12/16/2008	NY RANGERS	L	17-12-03	1-3	14	10	0-3	4-5	20-29	30 - 1	16921
12/19/2008	@ EDMONTON	W**	18-12-03	3-2	44S,10P,10X	10	1-8	9-10	36-53	1 - 35	16839
12/22/2008	@ VANCOUVER	L	18-13-03	3-4	54P,27P,26	22	2-5	6-8	27-26	41 - 1	18630
12/23/2008	@ CALGARY	L	18-14-03	3-4	7,15,7	13	0-1	3-4	33-32	34 - 35	19289
12/27/2008	@ DALLAS	O*	18-14-04	3-4	14,7P,7	9	1-2	4-5	22-38	35 - 35	18532
12/28/2008	@ ST. LOUIS	W	19-14-04	4-3	44,27P,5,54P	54	2-4	4-6	29-30	1 - 50	19150
12/31/2008	COLUMBUS	L	19-15-04	0-2	-	11	0-5	4-4	27-29	1 - 35	16758
1/2/2009	PHILADELPHIA	O**	19-15-05	4-5	10,44,48P,15P	18	2-4	5-6	27-32	43 - 35	17597+
1/4/2009	PHOENIX	W	20-15-05	2-0	25P,54P	25	2-4	4-4	34-29	1 - 30	16878
1/6/2009	LOS ANGELES	W	21-15-05	3-1	54P,26P,44	26	2-5	3-4	26-18	1 - 31	17174+
1/8/2009	@ LOS ANGELES	L	21-16-05	3-4	54P,54,54	24	1-6	2-3	27-26	32 - 1	18118
1/9/2009	TAMPA BAY	L	21-17-05	3-4	48P,5,25	12	1-4	2-3	32-19	31 - 1	17174+
1/11/2009	NEW JERSEY	W	22-17-05	4-3	54,26,14,14	14	0-4	1-2	34-21	35 - 35	17331+
1/14/2009	DETROIT	L	22-18-05	3-4	15,10P,5	93	1-4	3-4	28-33	30 - 35	17525+
1/16/2009	@ PITTSBURGH	L	22-19-05	1-3	15P	24	1-4	3-3	22-24	29 - 35	17005
1/17/2009	@ MINNESOTA	W	23-19-05	3-0	10P,54,10	10	1-1	4-4	34-30	1 - 32	18568
1/20/2009	@ NY RANGERS	L	23-20-05	2-4	54P,10	19	1-5	5-7	34-30	30 - 1	18200
1/21/2009	@ NY ISLANDERS	L	23-21-05	1-2	54P	54	1-5	0-1	40-14	34 - 35	11853
1/27/2009	@ PHOENIX	W	24-21-05	7-3	14,10P,14,44,32,54,10	44	1-1	4-5	37-26	1 - 30	15383
1/28/2009	CHICAGO	L	24-22-05	2-3	54P,32S	19	1-2	2-3	38-27	39 - 1	17193+
1/31/2009	@ COLORADO	W	25-22-05	4-3	16,15,27P,8	8	1-5	4-5	31-37	1 - 31	17652
2/2/2009	BUFFALO	W	26-22-05	3-2	25,14P,10P	10	2-3	2-2	37-23	1 - 40	18874
2/4/2009	@ MINNESOTA	L	26-23-05	0-3	-	15	0-5	2-3	34-25	32 - 1	18568
2/5/2009	@ NASHVILLE	L	26-24-05	2-4	10,10	10	0-2	2-2	30-34	35 - 35	14877
2/7/2009	@ CALGARY	W	27-24-05	2-1	54,10	10	0-2	4-4	25-27	35 - 1	19289
2/11/2009	CALGARY	W*	28-24-05	3-2	27P,27	27	1-5	4-4	40-23	35 - 34	17270+
2/15/2009	ATLANTA	L	28-25-05	4-8	8,8,54,48	17	0-3	4-6	35-43	32 - 35	17228+
2/18/2009	LOS ANGELES	L	28-26-05	3-4	8P,15P,14	11	2-6	4-6	31-26	32 - 1	17089
2/20/2009	@ DETROIT	L	28-27-05	2-5	15P,54	40	1-4	3-5	26-34	29 - 35	20066
2/21/2009	@ COLUMBUS	W	29-27-05	5-2	25P,7,10,14,54	10	1-2	6-8	13-28	35 - 1	18628
2/24/2009	@ BUFFALO	W	30-27-05	3-2	8,22S,13	13	0-3	3-4	22-36	35 - 40	18690
2/26/2009	@ BOSTON	L	30-28-05	0-6	-	48	0-3	2-4	35-27	30 - 35	17565
2/28/2009	@ DALLAS	W	31-28-05	4-3	27,48P,10,8	8	1-3	3-4	13-33	35 - 35	18171
3/3/2009	@ CHICAGO	O*	31-28-06	2-3	18,54	24	0-3	2-2	28-37	38 - 35	21619
3/6/2009	DALLAS	L	31-29-06	2-3	34,9	21	0-3	3-4	38-16	35 - 35	17380+
3/8/2009	MINNESOTA	L	31-30-06	2-3	22S,27	15	0-3	4-4	38-25	32 - 1	17300+
3/11/2009	VANCOUVER	W*	32-30-06	4-3	8,15,17,27	27	0-6	5-5	41-35	1 - 1	16967
3/15/2009	SAN JOSE	L	32-31-06	0-1	-	24	0-4	4-4	34-30	20 - 1	17511+
3/18/2009	NASHVILLE	W*	33-31-06	4-3	10,48P,9P,8P	8	3-5	1-3	31-24	35 - 35	16181
3/19/2009	@ PHOENIX	W**	34-31-06	3-2	18,17,9X	9	0-2	5-5	27-28	1 - 30	12739
3/22/2009	PHOENIX	W	35-31-06	6-2	27P,16,10,15P,15P,48P	10	4-5	4-4	30-28	1 - 30	17215+
3/24/2009	@ NASHVILLE	W**	36-31-06	2-1	18,8X	8	0-1	2-3	19-32	35 - 35	16418
3/25/2009	@ COLORADO	W	37-31-06	7-2	26,8,10,10P,48P,44,17	10	2-6	3-4	29-36	1 - 31	16279
3/27/2009	EDMONTON	L	37-32-06	3-5	15,15P,10	51	1-9	3-4	54-20	35 - 35	17257+
3/29/2009	COLORADO	W	38-32-06	4-1	10,9P,9,18	9	1-4	1-2	31-27	1 - 31	17182+
3/31/2009	@ EDMONTON	W	39-32-06	5-3	21,27P,25P,44,44P	44	3-4	4-5	25-31	1 - 35	16839
4/2/2009	@ VANCOUVER	W**	40-32-06	6-5	8P,9,10,8,10X	10	1-1	3-4	32-30	1 - 1	18630
4/4/2009	@ SAN JOSE	W	41-32-06	5-2	9,10,13,8,9P	13	1-1	2-3	28-30	1 - 20	17496
4/5/2009	SAN JOSE	L	41-33-06	2-3	17S,10P	14	1-2	5-7	21-26	33 - 1	17398+
4/10/2009	DALLAS	O**	42-33-06	4-3	22,27,48,8X	8	0-4	3-4	39-45	1 - 35	17531+
4/11/2009	@ PHOENIX	O**	42-33-07	4-5	26P,10P,9P,8	41	3-4	4-6	35-33	30 - 35	16438

(\* = OVERTIME \*\* = SHOOTOUT += SELOUT)  
P = POWER PLAY GOAL S = SHORTHANDED GOAL X = SHOOTOUT GOAL

# 2007-08 ANAHEIM DUCKS



**Front Row (L-R):** J.S. Giguere, Executive Vice President/COO Tim Ryan, Senior Vice President of Hockey Operations Bob Murray, Executive Vice President & General Manager Brian Burke, Owner Henry Samueli, Rob Niedermayer, Chris Pronger, Chris Kunitz, Owner Susan Samueli, CEO Michael Schulman, Head Coach Randy Carlyle, Assistant General Manager David McNab, Jonas Hiller. **Second Row:** Assistant Coach Newell Brown, Assistant Coach Dave Farrish, Vice President of Human Resources Kim Kutcher, Vice President of Operations Kevin Starkey, Senior Vice President/OMO Bob Wagner, Teemu Selanne, Scott Niedermayer, Samuel Pahlsson, Todd Marchant, Senior Advisor to the General Manager Al Coates, Vice President of Sales & Marketing Steve Obert, Vice President of Finance Doug Heller, Anaheim Arena Management Vice President of Finance Angela Wergechik, Video Coordinator Joe Trotta. **Third Row:** Assistant Equipment Manager John Alloway, Equipment Manager Doug Shearer, Doug Weight, Mathieu Schneider, Bobby Ryan, Sean O'Donnell, Ryan Getzlaf, Corey Perry, Francois Beauchemin, Marc-Andre Bergeron, Goaltending Consultant Francois Allaire, Strength & Conditioning Coach Sean Skahan, Head Trainer Tim Clark. **Back Row:** Visiting Team Equipment Attendant Chris Kincaid, Brad May, Travis Moen, Brian Sutherby, George Parrros, Todd Bertuzzi, Kent Huskins, Joe DiPenta, Ryan Carter, Massage Therapist James Partida.

## POSTSEASON NOTES IN PLAYOFF SECTION

### THE SEASON:

The Ducks completed the 2007-08 regular season with a mark of 47-27-8 record for 102 points, finishing second in the Pacific Division and fourth in the Western Conference. Anaheim eclipsed the 100-point mark for the second consecutive year, while setting new season club records for the fewest goals allowed (184) and most home wins (28). Anaheim finished the year winning eight of its last 10 (8-2-0) and 15 of the last 20 games (15-4-1). At Honda Center, the club went 12-1-0 in the last 13 games and 19-3-1 over the final 23 home contests. The club clinched a playoff berth for the third consecutive year and sixth time in franchise history on Mar. 26 vs. Los Angeles in a 2-1 shootout triumph.

### DUCKS SELL OUT THE SEASON:

The Ducks' sellout vs. Phoenix on Apr. 6 (17,269) marked the club's 40th in 40 games at Honda Center in 2007-08, a complete sellout for the regular season. It was just the second time a local NHL team (Southern California market) had sold out a full (non-lockout) regular season. The 1991-92 Los Angeles Kings were the only other team to do so at the 16,005-seat Forum. The Ducks set franchise attendance records last season for sellouts (40), average attendance (17,195) and percent capacity (100.12%). The Ducks broke the team record for consecutive regular season sellouts on Feb. 22 against the St. Louis Blues when they surpassed the previous record of 51 straight regular season sellouts set from Dec. 22, 1993-Oct. 20, 1995... the Ducks finished the regular season with a sellout streak of 74 games, the third-longest active regular season sellout streak among U.S.-based NHL teams (behind only Minnesota and the NY Rangers).

### LEADERS BY ADDITION:

The Ducks went 20-5-1 after the return of right wing **Teemu Selanne** on Feb. 5 against the New York Islanders at Nassau Coliseum... the Ducks also had similar success when they welcomed the return of defenseman **Scott Niedermayer** and arrival of center **Doug Weight**... the Ducks owned the best winning percentage in the NHL after Selanne's return on Feb. 5 (.788) and the best winning percentage following Niedermayer's return on Dec. 16 (.788)... below is a closer look:

### NHL STANDINGS BEGINNING FEB. 5

RK	TEAM	GP	W	L	OT	PTS	WIN %
1.	Anaheim	26	20	5	1	41	.788
2.	San Jose	30	20	7	3	43	.717
3.	Washington	29	19	7	3	41	.696
4.	Montreal	29	19	9	1	39	.672
5.	Pittsburgh	29	18	8	3	39	.672

### WINNING AT HONDA CENTER:

The Ducks finished 28-9-4 at Honda Center in 2007-08, establishing a new franchise record for home wins in the regular season... the previous team record of 26 home wins was established during the 2005-06 season (26-10-5) and matched in the 2006-07 campaign (26-6-9). The Ducks won a franchise-record 10 consecutive games at Honda Center from Feb. 17-Mar. 26, marking the longest home winning streak in the NHL in 2007-08.

### THE TOP 10 LIST:

J.S. Giguere was one of only three goaltenders in the NHL in 2007-08 to rank among the top 10 in wins, goals-against average and save percentage... Giguere ranked second in GAA (2.12), third in SV% (.922) and tied for seventh in wins (35)... the only other two goaltenders who ranked among the top 10 in all three categories were New Jersey's Martin Brodeur and Minnesota's Niklas Backstrom.

### HILLER SHINES:

Ducks goaltender Jonas Hiller closed the regular season on a strong note... from Mar. 1 through the end of the regular season, Hiller ranked second in the NHL with a .952 SV% (stopping 217-of-228 shots) and 1.55 GAA (11 GA/426 MIN) among goaltenders that played in at least five games (Hiller was 4-3-0 in those games).

### WINNING WAYS:

Randy Carlyle (138-74-34) became Anaheim's winningest head coach in franchise history with a 2-1 victory over the New Jersey Devils on Feb. 8 at Prudential Center... Carlyle surpassed Ron Wilson's club record of 120 wins as a Ducks head coach with win No. 121 in his 223rd game behind the bench with Anaheim.

### NHL STANDINGS BEGINNING DEC. 16

RK	TEAM	GP	W	L	OT	PTS	WIN %
1.	Anaheim	48	32	12	4	68	.708
2.	Pittsburgh	51	32	13	6	70	.686
3.	San Jose	52	32	14	6	70	.673
4.	Washington	49	30	13	6	64	.673
5.	Montreal	50	31	14	5	67	.670



# 2007-08 GAME-BY-GAME



Date	Team	W/L/OT Record	GF - GA	Scorers	W Goal	PP	PK	SF - SA	W - L Gldr	Attnd.	
09/29/07	@ LOS ANGELES (London)	L	00-01-00	1-4	54P	4	1-8	4-7	27-21	45 - 30	17551
09/30/07	vs. LOS ANGELES (London)	W	01-01-00	4-1	10P,14P,10,32	14	2-4	4-4	25-23	1 - 35	17300
10/03/07	@ DETROIT	O**	01-01-01	2-3	4,15P	26	1-5	5-7	15-42	39 - 30	17610
10/05/07	@ COLUMBUS	L	01-02-01	0-4	-	61	0-7	8-11	28-37	31 - 30	17852
10/06/07	@ PITTSBURGH	L	01-03-01	4-5	14P,15,14S,10	12	1-5	4-5	23-29	29 - 1	17132
10/10/07	BOSTON	W	02-03-01	2-1	15,23	23	0-3	3-3	30-19	30 - 30	17285+
10/14/07	MINNESOTA	L	02-04-01	0-2	-	12	0-8	4-4	37-25	29 - 35	17174+
10/15/07	DETROIT	W	03-04-01	6-3	40,14P,19,26S,10P,21S	26	2-11	8-9	29-35	30 - 39	17174+
10/17/07	NASHVILLE	W	04-04-01	3-1	10,56,18	56	0-2	2-2	31-29	35 - 30	17174+
10/20/07	@ DALLAS	L	04-05-01	1-3	25P	63	1-9	2-3	21-23	35 - 35	18057
10/23/07	@ ST. LOUIS	L	04-06-01	0-4	19,28	22	0-5	3-5	16-33	34 - 35	14764
10/25/07	PHOENIX	L	04-07-01	2-1	-	12	0-6	5-5	31-21	35 - 30	17174+
10/28/07	EDMONTON	O**	04-07-02	2-3	14,10	89	0-3	4-4	32-22	32 - 35	17174+
11/01/07	COLUMBUS	W**	05-07-02	2-1	44,11X	11	0-6	5-6	34-20	35 - 30	17174+
11/03/07	@ PHOENIX	W	06-07-02	5-2	11P,10,24,15P,10	24	2-6	4-5	39-32	35 - 35	15888
11/05/07	DALLAS	L	06-08-02	0-5	-	63	0-4	1-3	19-24	35 - 35	17174+
11/07/07	PHOENIX	O*	06-08-03	5-6	14P,22,11P,18,10	19	2-5	5-7	27-29	35 - 35	17174+
11/09/07	SAN JOSE	W**	07-08-03	3-2	15,19,15X	15	0-1	5-6	26-24	35 - 20	17174+
11/13/07	LOS ANGELES	W**	08-08-03	4-3	15P,22,40P,10X	10	2-4	6-8	33-32	35 - 35	17174+
11/15/07	@ LOS ANGELES	W	09-08-03	6-3	10,10,15,24,26,44	24	0-3	4-5	32-29	35 - 37	18118
11/17/07	@ SAN JOSE	W**	10-08-03	2-1	14,10X	10	0-2	4-4	29-29	35 - 20	17496
11/21/07	@ DALLAS	L	10-09-03	1-2	10P	15	1-6	4-6	18-24	41 - 35	18584
11/23/07	PHOENIX	O**	10-09-04	3-4	15,25,2P	19	1-4	4-5	26-38	30 - 1	17174+
11/25/07	LOS ANGELES	W	11-09-04	3-2	15,15,14	14	0-4	4-5	32-25	35 - 35	17174+
11/27/07	@ VANCOUVER	L	11-10-04	0-4	-	19	0-2	8-10	26-33	1 - 35	18630
11/29/07	@ CALGARY	W	12-10-04	4-1	22,14,10P,44S	14	1-1	5-6	26-39	35 - 34	19289
11/30/07	@ EDMONTON	L	12-11-04	1-5	15	10	0-5	7-8	22-35	35 - 35	16839
12/02/07	EDMONTON	L	12-12-04	0-4	-	14	0-4	3-5	25-21	32 - 35	17174+
12/05/07	BUFFALO	W	13-12-04	4-1	19,11P,4,10P	11	2-3	4-4	33-23	35 - 30	17174+
12/07/07	@ CHICAGO	W	14-12-04	5-3	10P,14,11,15,14	15	1-6	2-3	22-42	35 - 39	17734
12/08/07	@ NASHVILLE	L	14-13-04	2-4	7,15S	20	0-4	9-10	23-33	30 - 1	13469
12/10/07	@ COLUMBUS	W*	15-13-04	4-3	10P,10P,26S,25P	25	3-6	7-9	28-35	35 - 31	11984
12/12/07	VANCOUVER	L	15-14-04	2-3	25,4	29	0-2	4-4	35-20	41 - 35	17174+
12/14/07	MINNESOTA	L	15-15-04	2-5	24,4P	25	1-2	2-6	30-19	29 - 35	17174+
12/16/07	SAN JOSE	O**	15-15-05	1-2	54	19	0-4	8-8	31-37	20 - 35	17174+
12/18/07	@ SAN JOSE	W	16-15-05	2-0	10,54P	10	1-5	5-5	16-20	35 - 20	17197
12/19/07	COLORADO	W*	17-15-05	2-1	25,11	11	0-2	1-1	38-12	1 - 31	17174+
12/22/07	@ SAN JOSE	W	18-15-05	5-2	25,10P,14,4,21	14	1-4	4-5	24-29	35 - 20	17496
12/27/07	@ EDMONTON	W	19-15-05	2-1	10,39	39	0-3	3-3	23-16	35 - 32	16839
12/29/07	@ CALGARY	L	19-16-05	3-5	4P,16,27P	12	2-4	5-6	32-35	34 - 35	19289
12/30/07	@ VANCOUVER	L	19-17-05	1-2	15	24	0-2	2-3	22-22	1 - 1	18630
01/02/08	COLUMBUS	W	20-17-05	2-1	15,25P	25	1-5	5-5	34-27	35 - 31	17174+
01/04/08	CHICAGO	W	21-17-05	2-1	10,14P	14	1-7	4-4	32-21	1 - 39	17174+
01/05/08	@ PHOENIX	O**	21-17-06	2-3	15,39	88	0-3	3-4	31-34	30 - 35	16159
01/07/08	NASHVILLE	W	22-17-06	5-0	32,14,25P,10P,15	25	2-3	2-4	37-22	35 - 39	17174+
01/09/08	TORONTO	W	23-17-06	4-0	4,10,12,39P,14P	4	2-4	6-6	24-28	35 - 35	17174+
01/13/08	SAN JOSE	W*	24-17-06	4-3	4,10,39,23	23	0-5	2-3	29-29	35 - 1	17174+
01/15/08	DALLAS	W	25-17-06	4-2	27,22,15P,4P	15	2-5	3-3	36-24	35 - 35	17174+
01/17/08	@ NASHVILLE	W	26-17-06	2-1	12P,10	10	1-7	6-7	16-34	35 - 30	14193
01/18/08	@ MINNESOTA	W	27-17-06	4-2	4,10,25P,4	25	1-4	2-2	27-27	1 - 29	18568
01/20/08	@ DALLAS	L	27-18-06	2-5	11P,15	15	1-5	4-5	20-27	35 - 35	18461
01/23/08	DETROIT	L	27-19-06	1-2	25P	51	1-5	5-6	25-33	39 - 35	17355+
01/24/08	@ LOS ANGELES	L	27-20-06	1-3	44	7	0-5	5-6	32-31	35 - 35	18118
01/30/08	@ MINNESOTA	L	27-21-06	1-5	10	10	0-4	4-4	21-23	32 - 35	18568
02/01/08	@ ST. LOUIS	O**	27-21-07	0-1	-	10	0-4	3-3	30-20	34 - 35	19150
02/02/08	@ PHILADELPHIA	L	27-22-07	0-3	-	22	0-3	2-3	27-25	43 - 1	19822
02/05/08	@ NY ISLANDERS	W	28-22-07	3-0	27P,22,39	27	1-6	1-1	26-25	35 - 39	9649
02/07/08	@ NY RANGERS	W	29-22-07	4-1	11,10,14P,4	10	1-2	4-4	19-33	35 - 30	18200
02/08/08	@ NEW JERSEY	W	30-22-07	2-1	52,52	52	0-2	5-5	24-35	1 - 30	15332
02/10/08	@ DETROIT	W	31-22-07	3-2	52,11,40	40	0-2	6-8	19-29	35 - 30	20046
02/12/08	@ COLORADO	W	32-22-07	2-1	8P,26	26	1-3	4-4	29-33	35 - 60	16257
02/15/08	DALLAS	L	32-23-07	2-4	14,14	3	0-4	3-6	22-21	35 - 35	17323+
02/17/08	CALGARY	W	33-23-07	4-2	15,52,27P,25P	27	2-6	2-3	36-25	35 - 34	17174+
02/20/08	COLORADO	W**	34-23-07	3-2	8P,44,10X	10	1-6	4-4	22-28	35 - 31	17174+
02/22/08	ST. LOUIS	W*	35-23-07	2-1	8,26	26	0-3	4-4	29-17	35 - 34	17174+
02/24/08	CHICAGO	W	36-23-07	6-3	8P,15,8P,40,8,14	40	2-9	6-6	28-32	1 - 40	17174+
02/29/08	CALGARY	W	37-23-07	3-1	11,27P,8P	27	2-7	4-5	25-23	35 - 34	17174+
03/03/08	OTTAWA	W	38-23-07	3-1	4,10P,27P	10	2-6	4-4	31-25	35 - 29	17174+
03/05/08	@ CHICAGO	L	38-24-07	0-3	-	52	0-3	7-9	19-28	50 - 35	16666
03/06/08	@ COLORADO	L	38-25-07	0-1	-	8	0-3	6-6	27-30	60 - 1	18007
03/09/08	MONTREAL	W	39-25-07	3-1	22,14,26S	14	0-8	4-4	37-21	35 - 31	17174+
03/11/08	@ PHOENIX	O**	39-25-08	2-3	22,15	17	0-3	3-4	37-39	30 - 35	14683
03/12/08	VANCOUVER	W	40-25-08	4-1	22,32S,44,39P	32	1-4	5-6	31-31	1 - 1	17174+
03/15/08	ST. LOUIS	W	41-25-08	5-2	11,8P,44,44,15	44	1-5	1-1	33-40	35 - 34	17174+
03/19/08	@ DALLAS	L	42-25-08	1-1	27P,4P	4	2-5	7-7	17-21	35 - 35	18584
03/21/08	@ SAN JOSE	L	42-26-08	2-2	22	27	0-2	6-7	13-43	20 - 1	17496
03/22/08	@ PHOENIX	W	43-26-08	2-1	8,8P	8	1-6	4-5	15-31	1 - 30	17645
03/26/08	LOS ANGELES	W**	44-26-08	2-1	54P,11X	11	1-5	1-2	40-32	1 - 31	17331+
03/28/08	SAN JOSE	L	44-27-08	1-3	27P	27	1-3	2-3	24-27	33 - 1	17334+
03/30/08	DALLAS	W**	45-27-08	3-2	11P,11,14X	14	1-7	5-5	32-25	35 - 35	17174+
04/05/08	@ LOS ANGELES	W	46-27-08	4-3	33,8,15,8	8	0-2	3-3	26-31	35 - 39	18118
04/06/08	PHOENIX	W**	47-27-08	3-2	14,54,15X	15	0-0	1-2	43-34	1 - 30	17269+

(\* = OVERTIME \*\* = SHOOTOUT += SELLOUT)

P = POWER PLAY GOAL S = SHORTHANDED GOAL X = SHOOTOUT GOAL

# 2006-07 ANAHEIM DUCKS

## 2007 STANLEY CUP CHAMPIONS



**FRONT ROW (L-R):** J.S. Giguere, Assistant General Manager David McNab, Vice President/COO Tim Ryan, Senior Vice President of Hockey Operations Bob Murray, Executive Vice President & General Manager Brian Burke, Owner Henry Samueli, Chris Pronger, Scott Niedermayer, Rob Niedermayer, Owner Susan Samueli, CEO Michael Schulman, Head Coach Randy Carlyle, Senior Vice President/CMO Bob Wagner, Ilya Bryzgalov and Sebastien Caron. **SECOND ROW:** Trainer Rick Burrill, Assistant Coach Dave Farrish, Vice President of Finance Doug Heller, Vice President of Human Resources Kim Kutcher, Senior Vice President/General Manager of Honda Center Mike O'Donnell, Chris Kunitz, Andy McDonald, Teemu Selanne, Samuel Pahlsson, Todd Marchant, Ryan Shannon, Senior Advisor to the General Manager Al Coates, Vice President of Sales & Marketing Steve Obert, Assistant Coach Newell Brown and Video Coordinator Joe Trotta. **THIRD ROW:** Assistant Equipment Manager John Allaway, Equipment Manager Mark O'Neill, Mark Hartigan, Francois Beauchemin, Travis Moen, Corey Perry, Sean O'Donnell, Ryan Getzlaf, Brad May, Goaltending Consultant Francois Allaire, Director of Professional Scouting Rick Paterson, Strength & Conditioning Coach Sean Skahan and Head Trainer Tim Clark. **BACK ROW:** Visiting Team Equipment Attendant Chris Kincaid, Aaron Rome, Shawn Thornton, Kent Huskins, Joe DiPenta, Dustin Penner, George Parros, Ric Jackman, Drew Miller, Ryan Carter, Joe Motzko and Massage Therapist James Partida.

### PACIFIC DIVISION CHAMPIONS:

The Ducks finished the season with a record of 48-20-14 for 110 points, winning their first Pacific Division Title (finished second in Western Conference)...Anaheim's OT win vs. Dallas on Mar. 23 clinched a playoff berth, marking the first time in team history the club qualified for the playoffs in consecutive seasons (fifth playoff appearance overall)...the Ducks took over sole possession of first place in the Pacific Division on Oct. 27 and spent the final 72 games and 163 days atop of the Pacific Division...they clinched the division title on Apr. 7 with Vancouver's 4-3 OT win vs. SJ, then finished the season later that evening with a 4-3 win @ Columbus...below is a look at the Ducks' finish within its division in each of their 13 seasons in the NHL:

SEASON	DIVISION WINNER	DUCKS FINISHED
1993-94	Calgary Flames	Fourth (six-team division)
1994-95	Calgary Flames	Sixth (six-team division)
1995-96	Colorado Avalanche	Fourth (seven-team division)
1996-97	Colorado Avalanche	Second (seven-team division)
1997-98	Colorado Avalanche	Sixth (seven-team division)
1998-99	Dallas Stars	Third (five-team division)*
1999-00	Dallas Stars	Fifth (five-team division)
2000-01	Dallas Stars	Fifth (five-team division)
2001-02	San Jose Sharks	Fifth (five-team division)
2002-03	Dallas Stars	Second (five-team division)
2003-04	San Jose Sharks	Fourth (five-team division)
2005-06	Dallas Stars	Third (five-team division)
<b>2006-07</b>	<b>Anaheim Ducks</b>	<b>First (five-team division)</b>

\*The Pacific Division was realigned to today's format prior to the 1998-99 season

### RECORD-BREAKING SEASON:

After breaking nearly all major club records in 2005-2006, the Ducks followed suit with another record-breaking season...With a 48-20-14 record, the Ducks set new franchise records for wins (48) and standings points (110), reaching the 100-point mark for the first time in club history...Anaheim also set new club highs in goals (254 - does not include goals awarded for shootout wins), PP goals (89) and PPF% (22.4%, 89-for-398).

### STRONG FINISH:

The Ducks closed out the season earning standings points in six straight (4-0-2) and 17 of their last 20 games (13-3-4)...the club earned points in 12 of their last 13 home contests (8-1-4)...in addition, Anaheim recorded points in the last five consecutive (4-0-1) and seven of their last nine road games (5-2-2)...the Ducks recorded points in 62 of 82 games (110 of a possible 164).

# 2006-07 ANAHEIM DUCKS



## HOTTICKET IN TOWN:

The Ducks finished the regular season having sold out 22 consecutive home contests (longest streak since 1998) and 24 of the last 25...the club recorded 25 total sellouts on the season, 13 more than it had in 2005-2006...the 25 sellout matches the most since the 1997-98 season...the Ducks averaged 16,377 fans per game, an 8.2% increase over last year (15,131)...the club's average attendance and percent capacity (95.4%) were also the highest since the 1997-98 season.

## WEST COAST WINNERS:

The Ducks recorded 106 points with their win Mar. 31 @ STL, breaking Los Angeles' 32-year record for most points by a West Coast team in NHL history...below is a look at the top nine West Coast teams in NHL history to eclipse 100 points:

### TOP POINTS IN NHL HISTORY BY WEST COAST TEAMS

Team	Year	GP	Pts
Anaheim	2006-07	82	110 (48-20-14)
San Jose	2006-07	82	107 (51-26-5)
Los Angeles	1974-75	80	105 (42-17-21)
San Jose	2003-04	82	104 (43-21-18)
Vancouver	2002-03	82	104 (45-23-14)
Vancouver	2006-07	82	105 (49-26-7)
Los Angeles	1990-91	80	102 (46-25-10)
Vancouver	2003-04	82	101 (43-24-15)
Vancouver	1992-93	84	101 (46-29-9)

\*The California/Oakland Seals' best finish was in 1968-69 with 69 points

## TOUGH TO BEAT:

Anaheim netminder **J.S. Giguere** finished the season with a record of 36-10-8...his GAA (2.26) was his lowest since the 2001-02 season (2.13) and his SV% (.918) was his best since 2002-03 (.920)...in 28 home starts, Giguere posted a 21-2-5 record with a 2.17 GAA (60 GA/1,660 min.) and .917 SV% (659-of-719 shots), having earned the Ducks points in 26 of those games... for the season, he ranked 10th in the NHL in wins, 5th in GAA and T-7th in SV%...in addition, with a win March 29 @ CBJ, Giguere broke his previous career-high and established a new franchise record for wins in a season (previous mark was 34 wins, set in 2002-03).



## BETTER WITH AGE:

With a goal March 29 @ CBJ, **Teemu Selanne** became the oldest player in NHL history to score 45-plus goals in one season (finished with 48)...Selanne was born on July 3, 1970...Selanne was also the first player in NHL history age 35-or-older to record consecutive 40+ goal seasons (had 40 in 2005-06)...it marked the 7th time in his career he hit the 40 goal plateau, the most among active NHL players...among league leaders, Selanne finished 3rd in the NHL (1st in the Western Conference) in goals and T-11th in the NHL in points (94)...he finished 1st in the NHL in power play goals (25) and T-1st in game-winning goals (10), which include two overtime winners.

## SPECIAL TEAMS TOP THE CHARTS:

The Ducks were the only team in the NHL this season to have a top-5 ranking in both power play and penalty killing percentage...the Ducks set a new club record for highest PP% in one season, finishing third in the NHL with a 22.4% success rate (89-for-398)...Anaheim finished fourth overall in PK%, killing 349-of-410 penalties on the campaign (85.1%)...the Ducks killed the last 22 consecutive opponent power play to end the season, going back to Mar. 28 @ CHI (did not allow a PP goal in the last five games).

## LIGHTING THE LAMP:

The Ducks scored three-or-more goals in 54 of 82 contests in 2006-2007...during the final stretch, the Ducks scored three-or-more goals in 10 of their last 14 and 15 of their last 20 contests...Anaheim recorded 258 team goals, T-3rd in the Western Conference.

## CLAMPING DOWN:

The Ducks were especially tough to score against during the third period in 2006-2007...Anaheim allowed only 64 goals in the final period of regulation, the second-least in the NHL...below is a look at the top five teams in the NHL who allowed the least amount of goals in the third period:

Team	Goals Allowed
Minnesota	55
Anaheim	64
Dallas	64
Detroit	64
New Jersey	67

# 2006-07 ANAHEIM DUCKS

## NORRIS FINALISTS:

Ducks defenseman **Scott Niedermayer** and **Chris Pronger** were both Norris Trophy finalists...Niedermayer (15-54=69) and Pronger (13-46=59) both finished the season with 50-plus points, marking the first time in club history two defensemen hit that plateau (prior to the 2006-07 season, no pair of Ducks defensemen had each recorded 40-or-more points):

- Captain Scott Niedermayer led all NHL defensemen in scoring, becoming the first Anaheim blue-liner to do so...he was also tied for first in assists among defensemen.
- Despite missing 16 games due to injury, defenseman Chris Pronger finished the season tied for sixth in points, sixth in assists among NHL defensemen and fourth overall in avg. TOI...Pronger led the Ducks in plus/minus...in addition, he ranked first in points-per-game (.89) among NHL defensemen.



## IRONMAN:

**Samuel Pahlsson** became the Ducks' all-time Ironman with 275 consecutive games played...on Jan. 9 @ NSH, he passed Oleg Tverdovsky to move into first place on the Ducks' all-time consecutive games played list...Pahlsson played in all 82 games in each of the last three seasons and has not missed a game since being a healthy scratch on Feb. 5, 2003 @ Edmonton...in addition, Pahlsson is currently 7th in the NHL on the active games played list...Andy McDonald is now in 2nd place on the Ducks all-time consecutive games played list, having played in 243 consecutive games...below is a list of most consecutive games played list in Ducks history and the longest "Iron Man" streaks NHL:

## DUCKS

Player	Consecutive Games Played
<b>Samuel Pahlsson</b>	<b>275</b>
Andy McDonald	243
Oleg Tverdovsky	237
Paul Kariya	195
Steve Rucchin	185



## NHL (ACTIVE)

Player	Consecutive Games Played
Brendan Morrison, VAN	512
Cory Sarich, TB	388
Andrew Brunette, COL	371
Olli Jokinen, FLA	294
Jay Pandolfo, NJ	283
Brad Richards, TB	283
<b>Samuel Pahlsson, ANA</b>	<b>275</b>

# 2006-07 GAME-BY-GAME



#	Date	Team	W/L/OT	Record	GF- GA	Scorers	W Goal	PP	PK	SF- SA	W- L	Glldr	Attend.
1	10/06/2006	LOS ANGELES	W	01-00-00	4-3	10,19,15,14P	14	1-5	6-7	32-44	35- 39	17174*	
2	10/07/2006	@ PHOENIX	W	02-00-00	2-1	8P,17P	17	2-5	5-6	25-35	30- 31	15897	
3	10/09/2006	ST. LOUIS	W	03-00-00	2-0	14P,14P	14	2-6	5-5	34-34	35- 1	19938	
4	10/11/2006	NY ISLANDERS	O**	03-00-01	4-5	26,26,25P,10P	16	2-6	2-3	50-24	1- 35	12394	
5	10/15/2006	DALLAS	O**	03-00-02	3-4	225,27,19	36	0-4	8-10	39-35	35- 35	15269	
6	10/18/2006	DETROIT	W	04-00-02	4-1	15P,37P,14P,10	37	3-10	7-7	31-22	35- 39	14767	
7	10/20/2006	MINNESOTA	W	05-00-02	2-1	27,21	21	0-4	5-5	29-28	35- 35	13430	
8	10/22/2006	@ LOS ANGELES	W**	06-00-02	3-2	38,17,15X	15	0-1	2-2	21-31	35- 31	18118	
9	10/25/2006	EDMONTON	W	07-00-02	6-2	32,27,15,38,15,32	15	0-2	4-5	20-31	35- 35	13537	
10	10/27/2006	@ MINNESOTA	O**	07-00-03	2-3	19,14	9	0-4	9-9	34-33	35- 35	18568	
11	10/28/2006	@ CHICAGO	W	08-00-03	3-0	17,19P,44	17	1-7	3-3	22-14	30- 31	13580	
12	10/30/2006	@ ST. LOUIS	W**	09-00-03	6-5	32,23,22,27P,17P,15X	15	2-3	7-9	33-24	35- 1	8629	
13	11/01/2006	NY RANGERS	O*	09-00-04	3-4	8,25,15	68	0-6	7-9	33-34	80- 35	14350	
14	11/03/2006	PHOENIX	W	10-00-04	6-2	14P,17,8P,21,19,25P	8	3-7	5-5	35-27	30- 31	14833	
15	11/06/2006	PITTSBURGH	W*	11-00-04	3-2	14,10P,8P	8	2-9	2-2	40-17	35- 41	16599	
16	11/09/2006	@ VANCOUVER	W	12-00-04	6-0	37,14,26,15,22,15	37	0-7	5-5	27-20	35- 1	18630	
17	11/10/2006	@ CALGARY	L	12-01-04	0-3	-	22	0-5	2-2	37-18	34- 30	19289	
18	11/12/2006	MINNESOTA	W	13-01-04	3-2	17,10,27P	27	1-5	0-0	38-26	35- 32	16306	
19	11/15/2006	PHILADELPHIA	L	13-02-04	4-7	14,26,17P,19P	12	2-6	2-5	41-16	42- 35	15379	
20	11/17/2006	CHICAGO	O**	13-02-05	3-4	23,8P,14P	15	2-11	3-3	45-24	39- 30	16526	
21	11/19/2006	PHOENIX	W	14-02-05	6-4	19P,19,14P,14,14,44	14	2-5	1-4	30-28	35- 31	16394	
22	11/21/2006	SAN JOSE	W	15-02-05	5-0	25,15P,8,23P,8	25	2-5	3-3	44-23	35- 20	15013	
23	11/22/2006	@ COLORADO	O**	15-02-06	2-3	8P,17	19	1-4	4-4	32-43	60- 35	17504	
24	11/24/2006	NEW JERSEY	W	16-02-06	4-2	17,26,225,22	22	0-6	5-6	37-25	35- 30	16599	
25	11/26/2006	CALGARY	W	17-02-06	5-3	26,8P,15P,8,22	8	2-6	3-4	39-22	31- 29	17174*	
26	11/28/2006	@ EDMONTON	W*	18-02-06	3-2	8P,14,15	15	1-3	4-4	26-22	35- 35	16839	
27	11/30/2006	@ VANCOUVER	W	19-02-06	2-1	19,15P	15	1-7	2-2	30-24	35- 1	18630	
28	12/02/2006	@ LOS ANGELES	W	20-02-06	4-3	32,8P,44,8P	8	2-6	5-7	29-41	35- 39	16141	
29	12/03/2006	LOS ANGELES	L	20-03-06	2-3	15P,22	24	1-3	7-8	29-41	39- 35	17174*	
30	12/06/2006	NASHVILLE	W	21-03-06	4-0	8,15,8P,14P	8	2-5	6-6	32-21	35- 30	15362	
31	12/08/2006	@ WASHINGTON	W	22-03-06	6-1	45,22S,17,8,19,10	22	0-3	6-7	34-27	35- 37	12269	
32	12/09/2006	@ TAMPA BAY	W	23-03-06	4-3	17,17P,8,14	14	1-2	5-5	25-27	35- 30	18179	
33	12/12/2006	@ FLORIDA	W	24-03-06	5-4	10,15,23,25P,25	25	1-4	4-4	36-31	35- 35	13140	
34	12/13/2006	@ ATLANTA	W	25-03-06	2-1	8P,8	8	1-5	6-7	32-35	35- 32	16028	
35	12/16/2006	@ SAN JOSE	L	25-04-06	3-4	15P,10,17P	19	2-7	4-6	35-29	20- 35	17496	
36	12/18/2006	CALGARY	W	26-04-06	4-1	19,26,17,10P	26	1-3	5-5	41-28	35- 34	17174*	
37	12/20/2006	DALLAS	W	27-04-06	4-1	25,10,10,27P	10	1-4	3-3	27-27	35- 35	17174*	
38	12/23/2006	@ PHOENIX	L	27-05-06	0-2	-	19	0-3	4-4	29-32	32- 35	14843	
39	12/26/2006	@ SAN JOSE	W	28-05-06	4-3	39,14,17,10	10	0-4	5-6	30-21	31- 20	17496	
40	12/29/2006	@ CAROLINA	L	28-06-06	2-4	8,8P	11	1-6	3-6	27-27	30- 31	18790	
41	12/31/2006	@ MINNESOTA	L	28-07-06	3-4	8,27P,8P	21	2-7	7-10	30-29	35- 31	18568	
42	01/02/2007	@ DETROIT	L	28-08-06	1-2	15P	40	1-5	4-5	22-30	39- 30	20066	
43	01/05/2007	COLUMBUS	L	28-09-06	3-4	19P,32,8	27	1-7	7-7	36-33	30- 30	17405*	
44	01/07/2007	DETROIT	W	29-09-06	4-2	32,43,15,44	15	0-2	5-7	27-35	30- 39	17418*	
45	01/09/2007	@ NASHVILLE	O*	29-09-07	4-5	14,17P,15P,8	26	2-5	5-5	31-24	29- 30	11821	
46	01/11/2007	@ DALLAS	W	30-09-07	5-1	8P,8P,27P,33,8	8	3-7	3-3	24-18	30- 35	18532	
47	01/13/2007	COLORADO	O**	30-09-08	2-3	46,15	23	0-4	2-2	40-17	31- 30	17174*	
48	01/16/2007	ST. LOUIS	L	30-10-08	2-6	10,8P	39	1-6	3-4	32-20	1- 30	17174*	
49	01/18/2007	@ EDMONTON	L	30-11-08	1-4	8	20	0-3	5-5	24-20	35- 30	16839	
50	01/19/2007	@ CALGARY	L	30-12-08	2-3	27P,27	11	1-4	5-6	24-22	34- 30	19289	
51	01/28/2007	DALLAS	W	31-12-08	4-1	19,17,19,8P	17	1-7	4-5	28-31	35- 35	17331*	
52	01/31/2007	PHOENIX	W	32-12-08	2-1	32,19P	19	1-3	3-3	40-25	35- 31	17174*	
53	02/03/2007	@ NASHVILLE	L	32-13-08	0-3	-	2	0-4	6-8	36-20	29- 35	17113	
54	02/06/2007	@ SAN JOSE	W	33-13-08	7-4	32,26,19,44,17,32,15S	17	0-1	3-5	31-38	35- 35	17496	
55	02/07/2007	SAN JOSE	L	33-14-08	2-3	8,45	9	0-5	4-5	22-29	35- 30	17466*	
56	02/10/2007	@ DALLAS	L	33-15-08	0-1	-	36	0-6	5-6	32-21	41- 35	17793	
57	02/13/2007	@ COLORADO	L	33-16-08	0-2	-	23	0-5	4-5	39-29	31- 35	17512	
58	02/15/2007	@ PHOENIX	W**	34-16-08	5-4	8,25P,17,25P,8P	8	3-5	6-6	40-26	35- 31	15038	
59	02/17/2007	@ LOS ANGELES	W**	35-16-08	3-2	8P,14,10X	10	1-5	4-5	34-32	35- 31	18118	
60	02/18/2007	LOS ANGELES	O**	35-16-09	3-4	14P,8P,15P	17	2-7	5-7	42-24	1- 35	17363*	
61	02/20/2007	VANCOUVER	O*	35-16-10	2-3	47,14P	22	1-4	2-4	40-31	35- 35	17467*	
62	02/23/2007	@ DALLAS	L	35-17-10	1-4	10	50	0-5	4-4	25-21	41- 35	17634	
63	02/25/2007	COLORADO	W	36-17-10	5-3	19,19P,8,27,25P	27	2-7	3-5	41-26	35- 60	17174*	
64	02/26/2007	@ SAN JOSE	W	37-17-10	3-2	17,17,8	8	0-1	4-5	19-42	30- 10	17496	
65	03/01/2007	@ LOS ANGELES	O*	37-17-11	3-4	17P,27P,19	13	2-4	5-6	30-21	1- 30	17620	
66	03/02/2007	SAN JOSE	W	38-17-11	3-1	17P,14,25P	14	2-5	6-6	25-31	35- 20	17174*	
67	03/04/2007	NASHVILLE	W**	39-17-11	3-2	8,17,8X	8	0-5	2-2	35-14	35- 29	17174*	
68	03/07/2007	PHOENIX	W	40-17-11	2-1	5P,33	33	1-3	4-4	26-25	35- 32	17174*	
69	03/09/2007	EDMONTON	W	41-17-11	5-1	15P,10,15,17P,19	10	2-5	1-1	32-29	30- 35	17174*	
70	03/11/2007	VANCOUVER	W	42-17-11	4-2	8P,19,19,8P	19	2-7	7-7	24-23	35- 1	17174*	
71	03/14/2007	COLUMBUS	O**	42-17-12	4-5	10,23,23,14	9	0-5	6-7	38-27	30- 35	17174*	
72	03/16/2007	CHICAGO	W	43-17-12	5-2	8,10P,8P,19,19P	8	3-7	6-8	26-33	30- 39	17174*	
73	03/18/2007	LOS ANGELES	L	43-18-12	3-5	32,17,8	12	0-4	2-4	27-29	31- 35	17174*	
74	03/22/2007	@ PHOENIX	L	43-19-12	1-2	32	21	0-4	5-5	23-31	30- 30	15593	
75	03/23/2007	DALLAS	W*	44-19-12	3-2	14P,14P,27	27	2-3	3-4	35-36	35- 35	17421*	
76	03/26/2007	@ DETROIT	L	44-20-12	0-1	-	13	0-4	3-3	25-28	39- 35	20066	
77	03/28/2007	@ CHICAGO	W	45-20-12	3-1	17,17,16	17	0-3	2-3	23-21	30- 39	11295	
78	03/29/2007	@ COLUMBUS	W	46-20-12	5-2	25,23P,15P,25P,8	15	3-6	4-4	31-25	35- 30	15340	
79	03/31/2007	@ ST. LOUIS	W*	47-20-12	3-2	27P,19P,19	19	2-4	4-4	27-22	35- 30	18609	
80	04/04/2007	SAN JOSE	O**	47-20-13	2-3	19,27P	29	1-4	3-3	39-31	20- 30	17440*	
81	04/06/2007	@ DALLAS	O**	47-20-14	1-2	8	17	0-3	5-5	22-30	35- 30	18584	
82	04/07/2007	@ COLUMBUS	W	48-20-14	4-3	8P,17,8P,15	15	2-3	4-4	25-45	30- 30	17391	

[\* = OVERTIME \*\* = SHOOTOUT + = SELLOUT]

P = POWER PLAY GOAL S = SHORTHANDED GOAL X = SHOOTOUT GOAL

# 2005-06 MIGHTY DUCKS OF ANAHEIM

## 2005-06 WESTERN CONFERENCE CHAMPIONS



**FRONT ROW (L-R):** J.S. Giguere, Executive Vice President/COO Tim Ryan, Senior Vice President of Hockey Operations Bob Murray, Executive Vice President/General Manager Brian Burke, Owner Henry Samueli, Alternate Captain Teemu Selanne, Captain Scott Niedermayer, Alternate Captain Rob Niedermayer, Owner Susan Samueli, CEO Michael Schulman, Head Coach Randy Carlyle, Senior Vice President/CMO Bob Wagner, Ilya Bryzgalov. **SECOND ROW:** Video Coordinator Joe Trotta, Assistant Coach Dave Farrish, Senior Advisor to the General Manager Al Coates, Vice President of Amateur Scouting Chuck Fletcher, Samuel Pahlsson, Ruslan Salei, Andy McDonald, Jeffrey Lupul, Assistant GM David McNab, Vice President of Sales & Marketing Steve Obert, Assistant Coach Newell Brown, Goaltending Consultant Francois Allaire. **THIRD ROW:** Assistant Equipment Manager John Allaway, Equipment Manager Mark O'Neill, Strength & Conditioning Coach Sean Skahan, Chris Kunitz, Jeff Friesen, Vitaly Vishnevski, Jason Marshall, Todd Marchant, Visiting Team Equipment Attendant Chris Kincaid, Head Trainer Tim Clark, Massage Therapist James Partida. **BACK ROW:** Francois Beauchemin, Travis Moen, Todd Fedoruk, Sean O'Donnell, Ryan Getzlaf, Corey Perry, Joe DiPenta, Jonathan Hedstrom.

## POSTSEASON NOTES IN PLAYOFF SECTION

### PLAYOFF BOUND:

The Ducks finished the regular season with a record of 43-27-12, good for 98 standings points and a sixth place finish in the Western Conference...the club clinched a playoff spot on Apr. 10 @ VAN, the fourth post-season berth in club history.

### A RECORD-BREAKING SEASON:

The Ducks set club-records in wins (43) and points (98), eclipsing the previous marks of 40 and 95, respectively, set in 2002-2003...Anaheim's 26 wins at HOME (26-10-5) also set a club-record, breaking the record of 23 in 1996-97 (23-12-6)...the Ducks also set club-records for goals scored with 251 (not including team goals awarded in shootouts) and power play goals with 87...all of these marks were broken again the next season (2006-2007).

### STEADY CLIMB:

On Jan. 13, the Ducks were 10th in the Western Conference (19-16-7, 45 points) and eight points out of the last playoff spot (occupied at the time by Colorado)...from that point on, Anaheim had a record of 24-11-5 for 53 points...the Ducks became just the fourth NHL team to qualify for the playoffs when trailing the 8th place position by 8 points-or-more anytime after Jan. 1...the first three teams to do so were the NY Islanders (1993-94 - finished 7th) , Ottawa Senators (1996-97 - finished 7th) & Vancouver Canucks (2001-2002 - finished 8th)...the San Jose Sharks followed suit by becoming the fifth such team to accomplish the feat...the NHL standings switched to the current format in 1992-93.

### ANOTHER GREAT SEASON:

Ducks Captain **Scott Niedermayer** established then career highs in points, assists and games played with 13-50=63 points in 82 games in 2005-2006...his assist and point totals were new franchise records for a defenseman (records he broke again the following season)...Niedermayer finished the season ranked 6th in the NHL in points and T-4th in assists by a defenseman...in his Norris Trophy winning season of 2003-04, Niedermayer scored 14-40=54 points in 81 games...in January, he was named to Canada's Olympic Team but elected not to play so he could have arthroscopic knee surgery during the Olympic Break...after the Olympic Break, he scored 4-17=21 points in 25 games in leading the Ducks to a 16-8-1 record...he was one of four Ducks' players to play in every game, marking the first time in his career he played all 82 games.

### FLASHY FINN:

Ducks right wing **Teemu Selanne** scored 40-50=90 points in 80 games with a +28 rating...he led the Ducks in goals, points, plus/minus, power play goals (18) and shooting percentage (15.0%)...after leading Finland to the Silver Medal at the 2006 Winter Olympics (was named best forward in the tournament), Selanne had 14-22=36 points with a +8 rating in his last 25 games (only Thornton and Cheechoo of SJ had more points)...his 40 goals are the most he scored in one season since 1998-1999, when he scored 47...he finished the season ranked T-13th in the NHL in points, T-10th in goals.

# 2005-06 GAME-BY-GAME



#	DATE	TEAM	W/L/T/ORECORD	GF - GA	SCORERS	W/T GOAL	PP	PK	SF - SA	W - L GLTR	ATTEND.
1	10/05/2005	@ CHICAGO	W	01-00-00	5-3	13P,15S,15,27P,44S	27	2-9	8-9	24-39	35 - 53
2	10/08/2005	@ NASHVILLE	O**	01-00-01	2-3	26,39	9	0-5	3-4	35-35	29 - 35
3	10/10/2005	EDMONTON	L	01-01-01	2-4	13,61	20	0-7	5-8	33-32	30 - 35
4	10/14/2005	COLUMBUS	W	02-01-01	4-3	32,15,15P,3	3	1-6	7-9	36-19	35 - 31
5	10/16/2005	@ MINNESOTA	L	02-02-01	1-4	7	17	0-7	6-8	29-22	35 - 35
6	10/19/2005	@ ST. LOUIS	L	02-03-01	2-3	8,13P	4	1-6	5-7	30-34	40 - 30
7	10/21/2005	@ DETROIT	L	02-04-01	2-3	13,51P	37	1-4	5-8	25-39	34 - 30
8	10/23/2005	PHOENIX	W	03-04-01	5-3	39,13,19P,17S,44P	17	2-6	5-7	28-27	30 - 30
9	10/25/2005	@ LOS ANGELES	L	03-05-01	1-3	19	20	0-7	7-8	30-33	35 - 30
10	10/26/2005	CALGARY	W	04-05-01	4-1	15P,19,3P,13P	19	3-6	6-7	31-26	35 - 34
11	10/28/2005	ST. LOUIS	W	05-05-01	6-4	15,13P,17P,39,44P,13	44	3-8	6-7	39-28	35 - 50
12	10/30/2005	PHOENIX	W	06-05-01	3-2	13,19,19P	19	1-4	6-7	27-36	35 - 30
13	11/01/2005	NASHVILLE	W	07-05-01	4-1	19,17P,27P,38	17	2-10	7-7	35-33	35 - 29
14	11/03/2005	@ COLORADO	L	07-06-01	3-4	39,15P,15S	24	1-3	7-7	23-32	1 - 30
15	11/04/2005	SAN JOSE	O*	07-06-02	0-1	-	11	0-6	6-7	21-32	31 - 35
16	11/06/2005	MINNESOTA	O**	07-06-03	3-4	25,51,51P	25	1-9	4-4	42-21	35 - 35
17	11/12/2005	@ PHOENIX	O*	07-06-04	1-2	51	4	0-5	4-4	44-30	31 - 35
18	11/13/2005	DALLAS	L	07-07-04	1-3	17	26	0-7	5-6	41-19	35 - 35
19	11/16/2005	DALLAS	L	07-08-04	2-4	32,27P	26	1-5	9-10	32-38	35 - 30
20	11/18/2005	COLORADO	L	07-09-04	2-3	17,13P	40	1-6	6-7	33-31	31 - 30
21	11/20/2005	VANCOUVER	L	07-10-04	2-3	19P,44P	6	2-10	9-10	33-29	39 - 30
22	11/22/2005	@ PHOENIX	W	08-10-04	2-1	28,13	13	0-2	7-7	20-20	30 - 31
23	11/23/2005	@ DALLAS	L	08-11-04	1-3	13	44	0-7	6-8	21-27	35 - 30
24	11/25/2005	DETROIT	W	09-11-04	3-1	19,13P,17S	13	1-3	4-5	29-29	30 - 30
25	11/27/2005	CHICAGO	W	10-11-04	3-1	13,15,44	15	0-8	7-7	25-35	30 - 53
26	11/30/2005	PHOENIX	W	11-11-04	6-1	15,13,38,76P,76P,25P	13	3-8	7-7	35-17	30 - 30
27	12/03/2005	ATLANTA	W	12-11-04	2-1	15,19P	19	1-4	4-4	28-21	30 - 35
28	12/06/2005	CAROLINA	L	12-12-04	2-6	44,23	14	0-4	4-5	37-31	29 - 30
29	12/08/2005	@ BUFFALO	O*	12-12-05	2-3	38,15	61	0-4	1-2	30-31	43 - 35
30	12/10/2005	@ MONTREAL	W	13-12-05	5-3	25,39,24,17,44P	17	1-6	5-7	37-24	35 - 60
31	12/12/2005	@ TORONTO	L	13-13-05	2-3	44,13	10	0-8	4-6	29-27	32 - 35
32	12/14/2005	TAMPA BAY	W	14-13-05	4-2	22,25P,23P,44	23	2-7	6-7	33-24	35 - 47
33	12/16/2005	LOS ANGELES	O**	14-13-06	3-4	39,22,15P	38	1-4	4-6	45-37	31 - 35
34	12/18/2005	SAN JOSE	W	15-13-06	5-4	38S,27,29,22,44	44	0-4	4-5	34-34	35 - 20
35	12/20/2005	@ SAN JOSE	L	15-14-06	2-4	39P,13P	14	2-9	2-3	35-21	20 - 35
36	12/21/2005	ST. LOUIS	W	16-14-06	6-3	13,19P,26S,28,19,33	28	1-7	7-8	36-25	35 - 50
37	12/28/2005	@ COLUMBUS	L	16-15-06	0-1	-	25	0-4	10-10	40-42	30 - 35
38	12/31/2005	@ ST. LOUIS	W**	17-15-06	5-4	19,38,5,38,38X	38	0-3	4-7	33-34	35 - 1
39	01/01/2006	@ NASHVILLE	W	18-15-06	4-2	15,17,27P,17	27	1-7	4-4	36-23	30 - 29
40	01/06/2006	@ DALLAS	O**	18-15-07	3-4	19P,26,13P	20	2-7	6-6	26-25	1 - 35
41	01/07/2006	@ MINNESOTA	L	18-16-07	1-4	29	25	0-4	7-8	23-36	35 - 30
42	01/09/2006	LOS ANGELES	W	19-16-07	6-2	51P,19P,17,17,38,17	17	2-5	5-6	27-43	35 - 31
43	01/13/2006	WASHINGTON	O*	19-16-08	2-3	15,32	8	0-3	2-2	34-26	1 - 35
44	01/16/2006	@ BOSTON	O*	19-16-09	3-4	27P,38,51P	37	2-9	4-4	28-24	30 - 30
45	01/19/2006	@ OTTAWA	W**	20-16-09	4-3	38P,13,22,38X	38	1-4	3-4	39-33	35 - 39
46	01/21/2006	FLORIDA	W	21-16-09	1-0	38	38	0-7	7-7	31-30	35 - 1
47	01/23/2006	@ LOS ANGELES	O**	21-16-10	2-3	23,23P	6	1-4	9-9	35-34	31 - 35
48	01/25/2006	EDMONTON	L	21-17-10	3-6	38P,13P,13	44	2-6	8-10	22-26	30 - 35
49	01/26/2006	@ SAN JOSE	W	22-17-10	2-0	19,15P	19	1-5	6-6	32-24	30 - 20
50	01/28/2006	@ LOS ANGELES	W	23-17-10	6-2	15P,61,51P,38,61P,27P	51	4-8	6-8	33-32	30 - 31
51	01/30/2006	LOS ANGELES	W*	24-17-10	4-3	13P,51P,13,27	27	2-6	3-4	45-32	30 - 31
52	02/01/2006	SAN JOSE	L	24-18-10	4-6	13P,19P,38,76	14	2-9	5-8	39-35	20 - 30
53	02/04/2006	@ SAN JOSE	W	25-18-10	2-0	29,13	29	0-5	8-8	24-35	35 - 20
54	02/06/2006	@ EDMONTON	O**	25-18-11	5-6	19,61,38,22,27	34	0-5	3-5	40-30	1 - 35
55	02/08/2006	@ CALGARY	L	25-19-11	1-3	19P	22	1-6	2-5	32-24	34 - 35
56	02/10/2006	@ VANCOUVER	W	26-19-11	3-1	33,19,15P	19	1-4	5-5	30-28	30 - 35
57	02/12/2006	CHICAGO	W	27-19-11	4-1	15P,76,61,15	76	1-8	2-2	32-24	35 - 30
58	03/01/2006	DETROIT	L	27-20-11	0-2	-	96	0-5	7-8	24-33	30 - 35
59	03/03/2006	MINNESOTA	W	28-20-11	4-2	26S,61P,8,13	8	1-5	3-3	32-38	35 - 30
60	03/05/2006	COLUMBUS	O**	28-20-12	2-3	51P,19	61	1-6	7-9	45-34	31 - 35
61	03/07/2006	SAN JOSE	W*	29-20-12	5-4	15,19P,19,61P,8	8	2-4	5-6	27-48	35 - 20
62	03/11/2006	@ PHOENIX	W	30-20-12	5-3	44,13,17,23P,44	23	1-10	7-8	36-17	35 - 31
63	03/12/2006	PHOENIX	W	31-20-12	5-2	15P,26,12,61,22	12	1-8	4-4	45-22	30 - 35
64	03/15/2006	@ DETROIT	L	31-21-12	1-3	13P	23	1-6	3-4	26-29	30 - 35
65	03/17/2006	@ CHICAGO	W	32-21-12	2-1	19,19	19	0-5	6-6	30-23	35 - 53
66	03/19/2006	@ COLUMBUS	W	33-21-12	4-3	23,32,61,15P	15	1-6	8-9	29-28	35 - 30
67	03/20/2006	@ DALLAS	W	34-21-12	2-1	19,26	26	0-2	2-3	18-25	35 - 35
68	03/22/2006	COLORADO	W*	35-21-12	5-4	51P,27P,27P,19,17	17	3-5	2-3	36-29	35 - 31
69	03/24/2006	NASHVILLE	W	36-21-12	6-3	13P,38P,13,61,19,19P	61	3-6	5-6	30-39	35 - 29
70	03/25/2006	@ PHOENIX	W	37-21-12	5-2	27P,13P,61,13,23P	61	3-4	7-7	27-34	35 - 30
71	03/28/2006	@ COLORADO	L	37-22-12	3-4	21,13,51	15	0-5	3-3	31-35	31 - 35
72	03/29/2006	@ DALLAS	L	37-23-12	1-2	51	39	0-3	6-8	16-29	35 - 35
73	03/31/2006	DALLAS	W**	38-23-12	5-4	38,26S,29,19,44X	44	0-5	2-4	36-31	35 - 35
74	04/02/2006	VANCOUVER	W	39-23-12	6-2	13P,26,23,51P,26,13	23	2-5	4-5	30-29	35 - 35
75	04/04/2006	LOS ANGELES	W	40-23-12	6-2	13P,15P,13P,26,26,61	13	3-4	3-3	41-18	35 - 31
76	04/06/2006	DALLAS	L	40-24-12	3-5	44,19P,15	39	1-7	5-7	35-28	35 - 35
77	04/08/2006	@ LOS ANGELES	W	41-24-12	4-2	44,15P,38,38P	38	2-6	8-9	23-27	35 - 31
78	04/10/2006	@ VANCOUVER	W	42-24-12	4-2	27,44,19P,13	19	1-5	5-7	18-41	35 - 30
79	04/11/2006	@ CALGARY	L	42-25-12	0-3	-	17	0-4	1-2	32-25	34 - 30
80	04/13/2006	@ EDMONTON	L	42-26-12	1-2	19	83	0-4	5-5	24-37	35 - 35
81	04/15/2006	@ SAN JOSE	L	42-27-12	3-6	51P,15,19	14	1-7	4-7	34-22	35 - 35
82	04/17/2006	CALGARY	W	43-27-12	4-3	61P,38P,19,13P	13	3-13	7-8	34-32	35 - 33

(\* = OVERTIME, \*\* = SHOOTOUT, += SELLOUT)

# 2003-04 MIGHTY DUCKS OF ANAHEIM



**Front Row (L-R):** Jean-Sebastien Giguere, Director of Hockey Operations Chuck Fletcher, Assistant General Manager David McNab, Senior Vice President/General Manager Bryan Murray, Alternate Captain Keith Carney, Captain Steve Rucchin, Alternate Captain Sergei Fedorov, Head Coach Mike Babcock, Assistant Coach Lorne Henning, Senior Vice President Business Operations Al Coates, Martin Gerber. **Second Row:** Head Athletic Trainer Chris Phillips, Goaltending Consultant Francois Allaire, Assistant Coach Paul MacLean, Ruslan Salei, Vaclav Prospal, Rob Niedermayer, Petr Sykora, Assistant Coach Greg Carvel, Equipment Manager Mark O'Neill, Assistant Equipment Manager John Allaway. **Third Row:** Training Room Assistant Guido Sendowsky, Andy McDonald, Samuel Pahlsson, Mike Leclerc, Sandis Ozolinsh, Martin Skoula, Vitaly Vishnevski, Niclas Havelid, Massage Therapist Vincent Bennett. **Fourth Row:** Visiting Team Equipment Attendant Chris Kincaid, Joffrey Lupul, Cam Severson, Lance Ward, Garrett Burnett, Petr Schastlivy, Jason Krog, Strength and Conditioning Coach Sean Skahan.

## THE SEASON:

The Ducks finished the season with a mark of 29-35-10-8 for 76 points (fourth in Pacific Division, 12th in the Western Conference).. Anaheim ended the season going 13-12-2-1 over the last 28 games...the Ducks went 19-11-7-4 at home, 10-24-3-4 on the road.

## DUCKS SOLID AT HOME IN 2003-04:

The Ducks (19-11-7-4 at the Arrowhead Pond) had at least one point in 15 of the last 19 (11-4-2-2) and 29 of the last 38 games at home (19-9-7-3)... including the last 33 regular season home games of the 2002-2003 season, the Ducks had a record of 38-17-13-6 over the last 74 home games, earning at least one point in 57 of the 74 contests at Honda Center (19-6-6-2 in last 33 home games in 2002-03, 19-11-7-4 in 2003-2004).

## DUCKS LEAD LEAGUE IN FACEOFF PERCENTAGE FOR SECOND STRAIGHT SEASON:

The Mighty Ducks of Anaheim led the NHL in face-off percentage for the second consecutive year, winning 55.3% of their face-offs (2882-of-5208 total)...Carolina finished second winning

54.9%...Jason Krog led the team for the second straight year and ranked fourth in the NHL, with a 58.5 winning percentage (450-of-769), while Sergei Fedorov ranked 12th in the NHL (56.6%)... the Ducks won a season-high 67.2 percent in the home opener vs. Phoenix on Oct. 12...Anaheim won 50% or more of its face-offs in 17 of its last 19 games and 20 of the last 24...in 2002-2003, Anaheim finished first in the NHL with a 55.2 win percentage...Krog led the team and was second in the NHL with a 60.4 winning percentage (634 TF - 383 wins) in 2002-03...below is a breakdown of the top face-off teams in 2003-04.

## NHL TEAMS RANKED BY FACEOFF PERCENTAGE SEASON:

1. Anaheim - 55.3%
2. Carolina - 54.9%
3. Detroit - 52.5%
4. Boston - 52.1%
5. Toronto - 52.1%



# 2003-04 GAME-BY-GAME



GAME	DATE	OPPONENT	RESULT	RECORD/PTS.	DUCKS GOALS (BY #)	ANA. GOALTENDER(S)	ATTENDANCE
1	10/8	@ DALLAS	4-1 L	0-1-0-0/0		GIGUERE	18,532
2	10/9	@ NASHVILLE	3-1 L	0-2-0-0/0	44	GERBER	16,684
3	10/12	VS. PHOENIX	2-0 L	0-3-0-0/0	-	GIGUERE	17,174*
4	10/17	VS. OTTAWA	3-0 L	0-4-0-0/0	-	GIGUERE	13,885
5	10/19	VS. BOSTON	4-3 L(OT)	0-4-0-1/1	20, 40, 20	GIGUERE	13,120
6	10/21	@ SAN JOSE	2-0 W	1-4-0-1/3	8, 39	GERBER	14,362
7	10/22	VS. PHILADELPHIA	4-3 W(OT)	2-4-0-1/5	91, 40, 39, 44	GIGUERE	12,737
8	10/24	VS. BUFFALO	5-2 L	2-5-0-1/5	15, 39	GIGUERE	14,186
9	10/26	VS. CHICAGO	1-1 T(OT)	2-5-1-1/6	15+	GERBER	12,845
10	10/28	@ NYR	3-1 W	3-5-1-1/8	8, 28, 44	GERBER	17,902
11	10/29	@ WASHINGTON	4-2 W	4-5-1-1/10	91, 91, 10, 20	GERBER	13,350
12	11/1	@ NYI	4-1 L	4-6-1-1/10	44	GERBER (GIGUERE)	10,782
13	11/2	@ CHICAGO	3-1 L	4-7-1-1/10	40	GIGUERE	11,678
14	11/5	@ ST. LOUIS	2-1 L(OT)	4-7-1-2/11	8	GIGUERE	15,191
15	11/8	@ PHOENIX	4-3 L(OT)	4-7-1-3/12	44, 20, 20	GIGUERE	15,177
16	11/9	VS. PHOENIX	2-1 W(OT)	5-7-1-3/14	20*, 39	GIGUERE	14,269
17	11/12	VS. TORONTO	5-1 W	6-7-1-3/16	19, 19, 91, 91, 39	GIGUERE	15,903
18	11/16	VS. ST. LOUIS	4-3 W	7-7-1-3/18	10, 5, 20, 20	GIGUERE	14,460
19	11/18	@ COLORADO	2-1 L(OT)	7-7-1-4/19	40	GIGUERE	18,007
20	11/19	@ DALLAS	3-3 T(OT)	7-7-2-4/20	19, 39, 19+	GERBER	18,532
21	11/21	VS. NASHVILLE	4-3 L(OT)	7-7-2-5/21	10, 26, 20	GIGUERE	14,166
22	11/26	VS. NEW JERSEY	3-3 T(OT)	7-7-3-5/22	39, 91, 91+	GIGUERE	16,472
23	11/28	VS. CHICAGO	4-3 W	8-7-3-5/24	39, 15, 10, 91+	GERBER	15,117
24	11/30	@ MINNESOTA	1-1 T(OT)	8-7-4-5/25	8+	GIGUERE	18,568
25	12/2	@ COLUMBUS	2-1 L	8-8-4-5/25	40	GERBER	16,525
26	12/3	@ DETROIT	7-2 L	8-9-4-5/25	91, 49	GIGUERE (GERBER)	20,066
27	12/5	@ ATLANTA	6-2 L	8-10-4-5/25	15, 15	GIGUERE (GERBER)	17,230
28	12/7	VS. DALLAS	4-0 W	9-10-4-5/27	40, 15, 34, 91*	GERBER	15,831
29	12/10	VS. SAN JOSE	3-2 W	10-10-4-5/29	19, 39, 24	GERBER	12,246
30	12/13	@ SAN JOSE	2-0 L	10-11-4-5/29	-	GERBER	16,216
31	12/14	VS. EDMONTON	3-2 L	10-12-4-5/29	19, 39	GIGUERE	12,426
32	12/19	VS. COLORADO	1-0 W	11-12-4-5/31	91	GIGUERE	17,174*
33	12/21	VS. SAN JOSE	2-1 L	11-13-4-5/31	39	GIGUERE	14,853
34	12/22	@ SAN JOSE	2-1 L	11-14-4-5/31	23	GERBER	15,695
35	12/27	@ FLORIDA	3-2 L	11-15-4-5/31	27, 91	GIGUERE	18,007
36	12/29	@ TAMPA BAY	2-0 W	12-15-4-5/33	28, 39	GIGUERE	17,662
37	12/31	@ CAROLINA	3-1 W	13-15-4-5/35	19, 24*, 91	GERBER	13,379
38	1/2	@ BUFFALO	5-2 L	13-16-4-5/35	3, 19*	GERBER	18,690
39	1/3	@ DETROIT	3-1 L	13-17-4-5/35	19	GIGUERE	20,066
40	1/5	VS. DALLAS	2-2 T(OT)	13-17-5-5/36	20, 44+	GIGUERE	12,258
41	1/7	VS. LOS ANGELES	4-4 T(OT)	13-17-6-5/37	18, 18, 91, 2+	GIGUERE	17,174*
42	1/9	VS. VANCOUVER	5-2 L	13-18-6-5/37	2, 39	GIGUERE (GERBER)	15,914
43	1/11	VS. COLUMBUS	2-2 T(OT)	13-18-7-5/38	5, 2	GERBER	15,559
44	1/13	@ COLORADO	3-1 L	13-19-7-5/38	91	GIGUERE	18,007
45	1/15	@ EDMONTON	1-0 L	13-20-7-5/38	-	GERBER	16,839
46	1/17	@ VANCOUVER	2-1 W	14-20-7-5/40	2, 40	GIGUERE	18,630
47	1/19	VS. CALGARY	5-1 L	14-21-7-5/40	91	GIGUERE	13,146
48	1/21	VS. DETROIT	2-2 T(OT)	14-21-8-5/41	39, 40+	GERBER	17,174*
49	1/23	VS. MINNESOTA	6-2 W	15-21-8-5/43	39, 40, 15, 44, 40, 40	GERBER	17,174*
50	1/24	@ LOS ANGELES	4-2 L	15-22-8-5/43	44, 40	GIGUERE	18,186
51	1/28	VS. LOS ANGELES	4-3 L(OT)	15-22-8-6/44	20, 20, 24	GERBER	17,174*
52	1/30	VS. COLORADO	4-3 W(OT)	16-22-8-6/46	40, 20, 91, 28	GERBER	17,174*
53	2/1	@ CALGARY	6-4 L	16-23-8-6/46	39, 5, 40, 91	GERBER (GIGUERE)	15,189
54	2/2	@ EDMONTON	2-1 L(OT)	16-23-8-7/47	15	GERBER	16,183
55	2/4	VS. CAROLINA	3-2 W	17-23-8-7/49	40, 5, 26	GERBER	12,339
56	2/11	VS. PHOENIX	5-3 W	18-23-8-7/51	28, 91, 15, 40, 39	GIGUERE	12,386
57	2/13	@ CALGARY	2-1 L	18-24-8-7/51	20	GIGUERE	17,749
58	2/14	@ VANCOUVER	2-1 W	19-24-8-7/53	3, 27	GIGUERE	18,630
59	2/16	VS. DALLAS	3-1 W	20-24-8-7/55	91, 39, 12\$	GIGUERE	15,139
60	2/18	VS. COLUMBUS	3-1 W	21-24-8-7/57	14, 40, 91\$	GIGUERE	12,898
61	2/20	VS. NASHVILLE	3-2 L(OT)	21-24-8-8/58	26, 5	GIGUERE	16,263
62	2/22	@ DALLAS	4-0 L	21-25-8-8/58	-	GIGUERE	18,532
63	2/23	@ PHOENIX	1-1 T(OT)	21-25-9-8/59	10	GIGUERE	14,789
64	2/25	VS. EDMONTON	4-2 W	22-25-9-8/61	28, 26, 15, 15	GIGUERE	15,235
65	2/28	@ LOS ANGELES	2-1 L	22-26-9-8/61	15	GIGUERE	18,207
66	2/29	VS. LOS ANGELES	6-3 W	23-26-9-8/63	91, 17, 27, 91, 40, 20	GIGUERE	17,174*
67	3/3	VS. MINNESOTA	2-0 W	24-26-9-8/65	26, 26	GIGUERE	12,747
68	3/5	@ CHICAGO	5-2 W	25-26-9-8/67	39, 91, 44, 20, 20	GIGUERE	11,536
69	3/6	@ PITTSBURGH	2-1 L	25-27-9-8/67	20	GIGUERE	14,286
70	3/8	VS. MONTREAL	5-2 L	25-28-9-8/67	44, 39	GIGUERE	14,947
71	3/12	VS. NYI	3-1 L	25-29-9-8/67	26	GERBER	16,385
72	3/14	@ LOS ANGELES	5-1 L	25-30-9-8/67	91	GIGUERE	18,118
73	3/16	@ PHOENIX	3-2 W(OT)	26-30-9-8/69	55, 17, 91	BRYZGALOV	14,401
74	3/17	VS. ST. LOUIS	1-1 T(OT)	26-30-10-8/70	14+	GIGUERE	12,861
75	3/19	VS. SAN JOSE	4-2 L	26-31-10-8/70	23, 91	GERBER (GIGUERE)	17,174*
76	3/21	VS. DETROIT	8-6 W	27-31-10-8/72	15, 20, 26, 91, 39, 5, 91, 20	GIGUERE	17,174*
77	3/23	VS. NASHVILLE	4-1 W	28-31-10-8/74	40, 8, 39, 91*\$	GERBER	15,976
78	3/25	@ ST. LOUIS	3-2 L	28-32-10-8/74	10, 44	GIGUERE	19,011
79	3/26	@ COLUMBUS	3-1 L	28-33-10-8/74	39	GERBER	18,136
80	3/28	@ MINNESOTA	2-1 L	28-34-10-8/74	28	GIGUERE	18,568
81	3/30	VS. VANCOUVER	2-1 L	28-35-10-8/74	24	GERBER	14,997
82	4/4	VS. CALGARY	2-1 W	29-35-10-8/76	14, 91	GIGUERE	17,174*

GOAL KEY: \* = SHORTHENDED GOAL, BOLD = GAME-WINNING GOAL, + = GAME-TYING GOAL, \$ = EMPTY NET GOAL, ITALIC = PENALTY SHOT  
 GOAL ^ = SELLOUT AT THE ARROWHEAD POND OF ANAHEIM. WHEN TWO GOALTENDERS PLAY IN ONE GAME, PARENTHESIS RECEIVED NO DECISION.

# 2002-03 MIGHTY DUCKS OF ANAHEIM

## 2003 WESTERN CONFERENCE CHAMPIONS



**Front Row L-R:** Jean Sebastien Giguere, Director of Hockey Operations Chuck Fletcher, Assistant General Manager David McNab, Sr. Vice President & General Manager Bryan Murray, Alternate Captain Steve Rucchin, Captain Paul Kariya, Alternate Captain Keith Carney, Head Coach Mike Babcock, Assistant Coach Lorne Henning, Assistant Coach Paul MacLean, Martin Gerber. **2nd Row L-R:** Massage Therapist Vincent Bennett, Goaltending Consultant Francois Allaire, Fredrik Olausson, Steve Thomas, Petr Sykora, Sandis Ozolinsh, Rob Niedermayer, Ruslan Salei, Adam Oates, Scouting and Video Coordinator Greg Carvel, Equipment Manager Mark O'Neill, Assistant Equipment Manager John Allaway. **3rd Row L-R:** Visiting Team Equipment Attendant Chris Kincaid, Andy McDonald, Dan Bylsma, Samuel Pahlsson, Mike Leclerc, Miclas Havelid, Stanislav Chistov, Strength and Conditioning Coach Sean Skahan, Athletic Training Assistant Guido Sendowsky. **4th Row L-R:** Jason Krog, Vitaly Vishnevski, Kurt Sauer, Marc Chouinard, Lance Ward, Alexei Smirnov, Kevin Sawyer, Head Athletic Trainer Chris Phillips.

## POSTSEASON NOTES IN PLAYOFF SECTION

### DUCKS COMPLETE BEST SEASON IN TEAM HISTORY:

The Mighty Ducks finished the 2002-2003 season with a record of 40-27-9-6 for 95 points, good for 2nd in the Pacific Division and 7th in the Western Conference (tied in points with Minnesota, who earned the #6 seed by virtue of two more wins)... Anaheim set club records for wins and points in one season, surpassing the old records held by the 1996-97 Ducks (36-33-13 for 85 points)...the Ducks also finished 13 games over .500, after never being more than five games over .500 at any point during a season until this year (high-water mark was 14 games over, 40-26-9-5 after winning Apr. 1 @ NSH)... the Ducks clinched their third playoff berth in team history (also '97 & '99) on Mar. 24, when Calgary defeated Phoenix at the Saddledome...about 90 minutes later that evening the Ducks made the Phoenix loss moot, completing a 5-0 shutout vs. Columbus at -the Pond.

### QUITE A TURNAROUND STORY IN ANAHEIM:

The Mighty Ducks finished the regular season posting the largest improvement in the NHL...the Ducks improved by 26 points from 01-02 to 02-03...below is a closer look:

### NHL'S BIGGEST POINT DIFFERENTIALS

Team	# of Games	2001-2002 Record	2002-2003 Record	Point Differential
Anaheim	82	29-42-8-3 (69)	40-27-9-6 (95)	+26
Tampa Bay	82	27-40-11-4 (69)	36-25-16-5 (93)	+24
Minnesota	82	26-35-12-9 (73)	42-29-10-1 (95)	+22
Dallas	82	36-28-13-5 (90)	46-17-15-4 (111)	+21
Ottawa	82	39-27-9-7 (94)	52-21-8-1 (113)	+19

### THESE CLUB RECORDS ALSO FELL:

The Ducks had their most successful season both at home and on the road...Anaheim finished 18-17-2-4 for 42 points on the road this season, the first season at or above .500 in team history away from home...the Ducks broke the mark for road points by earning their 42nd on Apr. 1 @ Nashville (1993-94 team had 41 points with a 19-20-3 record)...Anaheim finished just one win short of tying the club record for home victories (both HOME records were set in 1996-97, 23-12-6 for 52 points)...the Ducks also broke club records for lowest GAA (2.32, previous record was 2.39 set 2001-2002), fewest goals allowed (193, record was 198 set 2001-2002), power play goals allowed (42, record was 46 set 2001-2002) and penalty killing percentage (87.4%, record was 86.1% set 2001-2002).

# 2002-03 GAME-BY-GAME



GAME	DATE	OPPONENT	RESULT	RECORD/PTS.	DUCKS GOALS (BY #)	ANA. GOALTENDER(S)	ATTENDANCE
1	10/10	@ ST. LOUIS	4-3 W	1-0-0/2	19, 23, 22, 12	GIGUERE	16,927
2	10/11	@ DALLAS	2-4 L	1-1-0-0/2	20, 17	GIGUERE	18,532
3	10/13	DETROIT	2-4 L	1-2-0-0/2	9, 24	GIGUERE	17,174*
4	10/16	LOS ANGELES	2-4 L	1-3-0-0/2	21, 20	GIGUERE	11,332
5	10/18	VANCOUVER	2-2 T (OT)	1-3-1-0/3	9, 9	GIGUERE	11,287
6	10/20	COLORADO	3-2 W (OT)	2-3-1-0/5	23, 39, 19	GERBER	12,838
7	10/24	@ VANCOUVER	2-2 T (OT)	2-3-2-0/6	19, 9, 9*	GERBER	18,422
8	10/26	@ EDMONTON	3-4 L	2-4-2-0/6	39, 39*, 12	GIGUERE	16,357
9	10/28	@ TORONTO	2-5 L	2-5-2-0/6	17, 20	GERBER, GIGUERE	18,891
10	10/29	@ MONTREAL	2-2 T (OT)	2-5-3-0/7	17, 3+	GIGUERE	19,521
11	10/31	@ BOSTON	4-1 W	3-5-3-0/9	9, 17, 9, 9	GIGUERE	9,491
12	11/3	SAN JOSE	3-4 L	3-6-3-0/9	23, 39, 20	GIGUERE	15,157
13	11/6	NASHVILLE	2-1 W	4-6-3-0/11	9, 39	GIGUERE	11,729
14	11/8	@ COLORADO	3-2 W (OT)	5-6-3-0/13	18, 24, 28	GIGUERE	18,007
15	11/10	MINNESOTA	1-0 W	6-6-3-0/15	23	GIGUERE	14,070
16	11/12	@ NEW JERSEY	2-3 OTL (OT)	6-6-3-1/16	19, 32*	GIGUERE	15,043
17	11/14	@ COLUMBUS	3-2 W	7-6-3-1/18	9, 10, 20	GIGUERE	17,398
18	11/15	@ DETROIT	1-2 OTL (OT)	7-6-3-2/19	39	GIGUERE	20,058
19	11/17	@ ATLANTA	5-1 W	8-6-3-2/21	23, 18, 25, 28, 39	GIGUERE	10,932
20	11/19	@ NY RANGERS	2-3 OTL (OT)	8-6-3-3/22	17, 24	GIGUERE	18,072
21	11/22	DALLAS	0-4 L	8-7-3-3/22	-	GIGUERE, GERBER	12,509
22	11/24	FLORIDA	4-4 T (OT)	8-7-4-3/23	20, 20, 19, 25	GIGUERE	13,254
23	11/27	PHOENIX	2-2 T (OT)	8-7-5-3/24	7, 9	GERBER	11,386
24	11/29	LOS ANGELES	2-2 T (OT)	8-7-6-3/25	28, 3+	GIGUERE	17,174*
25	12/1	CHICAGO	3-2 W	9-7-6-3/27	9, 32, 18	GIGUERE	12,493
26	12/3	@ DETROIT	1-2 L	9-8-6-3/27	9	GIGUERE	20,058
27	12/4	@ BUFFALO	0-4 L	9-9-6-3/27	-	GERBER	10,433
28	12/6	@ CHICAGO	4-3 W	10-9-6-3/29	19, 10, 39, 20*	GIGUERE	14,616
29	12/8	NASHVILLE	3-0 W	11-9-6-3/31	28, 2, 39	GIGUERE	11,979
30	12/11	WASHINGTON	3-0 W	12-9-6-3/33	2, 7, 19*	GIGUERE	11,006
31	12/15	PITTSBURGH	5-0 W	13-9-6-3/35	3, 39, 19, 12, 19	GIGUERE	16,542
32	12/18	ST. LOUIS	5-2 W	14-9-6-3/37	9, 20, 39, 7, 9*	GIGUERE	11,144
33	12/19	@ LOS ANGELES	4-5 L	14-10-6-3/37	20, 9, 28, 23	GIGUERE	18,118
34	12/22	PHOENIX	4-0 W	15-10-6-3/39	44, 17, 28, 28	GIGUERE	12,267
35	12/26	@ SAN JOSE	1-4 L	15-11-6-3/39	17	GIGUERE	17,496
36	12/28	@ VANCOUVER	3-7 L	15-12-6-3/39	18*, 7, 20	GERBER, GIGUERE	18,422
37	12/29	@ CALGARY	2-4 L	15-13-6-3/39	39, 18	GIGUERE	16,922
38	12/31	@ MINNESOTA	1-4 L	15-14-6-3/39	19	GIGUERE	18,568
39	1/3	PHILADELPHIA	0-1 L	15-15-6-3/39	-	GERBER	14,420
40	1/5	DALLAS	1-1 T (OT)	15-15-7-3/40	39	GERBER	15,393
41	1/8	EDMONTON	0-1 L	15-16-7-3/40	-	GERBER	12,390
42	1/9	@ COLORADO	5-3 W	16-16-7-3/42	10, 10, 39, 39, 3*	GIGUERE	18,007
43	1/12	ST. LOUIS	2-1 W	17-16-7-3/44	10, 28	GIGUERE	15,414
44	1/15	@ COLUMBUS	4-3 W	18-16-7-3/46	23, 22, 20, 38	GIGUERE	17,385
45	1/16	@ OTTAWA	1-3 L	18-17-7-3/46	23	GERBER	18,034
46	1/18	@ MINNESOTA	1-0 W	19-17-7-3/48	9	GIGUERE	18,568
47	1/20	MINNESOTA	1-2 OTL (OT)	19-17-7-4/49	39	GIGUERE	13,331
48	1/22	LOS ANGELES	6-5 W	20-17-7-4/51	9, 9, 20, 20, 32, 39	GIGUERE	17,174*
49	1/24	NEW JERSEY	1-3 L	20-18-7-4/51	77	GERBER	12,004
50	1/29	OTTAWA	3-2 W	21-18-7-4/53	9, 77, 20	GIGUERE	13,230
51	1/30	@ SAN JOSE	4-3 W	22-18-7-4/55	77, 10, 39, 20	GIGUERE	17,127
52	2/4	@ CALGARY	3-2 W	23-18-7-4/57	23, 12, 8	GIGUERE	14,110
53	2/5	@ EDMONTON	1-2 L	23-19-7-4/57	39	GIGUERE	16,839
54	2/7	PHOENIX	3-2 W	24-19-7-4/59	18, 23, 28	GIGUERE	14,440
55	2/9	CAROLINA	2-1 W	25-19-7-4/61	9, 10*	GIGUERE	15,599
56	2/12	CALGARY	4-3 W (OT)	26-19-7-4/63	18, 39, 39, 12	GIGUERE	11,612
57	2/14	@ DALLAS	4-2 W	27-19-7-4/65	77, 39, 22, 20	GERBER	18,532
58	2/15	@ NASHVILLE	1-2 L	27-20-7-4/65	8	GIGUERE	16,312
59	2/17	NY ISLANDERS	2-2 T (OT)	27-20-8-4/66	39, 9	GIGUERE	13,172
60	2/19	COLUMBUS	2-0 W	28-20-8-4/68	9, 20*	GIGUERE	11,641
61	2/21	NY RANGERS	2-6 L	28-21-8-4/68	26, 20	GIGUERE	17,174*
62	2/23	@ CAROLINA	4-0 W	29-21-8-4/70	77, 9, 8, 10	GERBER	15,053
63	2/25	@ TAMPA BAY	0-2 L	29-22-8-4/70	-	GERBER	15,634
64	2/26	@ FLORIDA	2-1 W	30-22-8-4/72	9, 39	GIGUERE	14,644
65	2/28	@ PHOENIX	1-3 L	30-23-8-4/72	8	GIGUERE	13,897
66	3/2	ATLANTA	1-4 L	30-24-8-4/72	24	GIGUERE	15,451
67	3/4	@ LOS ANGELES	2-1 W	31-24-8-4/74	77, 26	GIGUERE	18,118
68	3/5	MONTREAL	3-1 W	32-24-8-4/76	39, 12, 18	GERBER	12,022
69	3/7	EDMONTON	1-4 L	32-25-8-4/76	5*	GIGUERE	15,818
70	3/9	DETROIT	4-1 W	33-25-8-4/78	20, 23, 34, 26*	GIGUERE	17,174*
71	3/12	CHICAGO	5-2 W	34-25-8-4/80	32, 12, 32, 39, 10*	GIGUERE	13,212
72	3/13	SAN JOSE	3-2 W (OT)	35-25-8-4/82	39, 5, 32	GERBER	12,931
73	3/15	@ PHOENIX	2-4 L	35-26-8-4/82	10, 12	GIGUERE, GERBER	14,451
74	3/16	CALGARY	2-2 T (OT)	35-26-9-4/83	39, 39*	GIGUERE	16,726
75	3/19	@ CHICAGO	4-3 W	36-26-9-4/85	39, 23, 9, 26	GIGUERE	12,236
76	3/20	@ ST. LOUIS	2-3 OTL (OT)	36-26-9-5/86	77, 32	GERBER	18,468
77	3/22	@ SAN JOSE	3-2 W (OT)	37-26-9-5/88	39, 39, 28	GIGUERE	17,496
78	3/24	COLUMBUS	5-0 W	38-26-9-5/90	12, 39, 44, 32, 44	GIGUERE	15,507
79	3/30	VANCOUVER	3-1 W	39-26-9-5/92	32, 77, 39	GERBER	17,174*
80	4/1	@ NASHVILLE	2-1 W (OT)	40-26-9-5/94	32, 32	GIGUERE	15,494
81	4/2	@ DALLAS	1-2 L	40-27-9-5/94	8	GERBER	18,532
82	4/4	COLORADO	3-4 OTL (OT)	40-27-9-6/95	32, 32, 28	GIGUERE	17,174*

GOAL KEY: UNDERLINE = POWER PLAY GOAL, \* = SHORTHANDED GOAL, BOLD = GAME-WINNING GOAL, + = GAME-TYING GOAL, \$ = EMPTY NET GOAL, ITALIC = PENALTY SHOT GOAL ^ = SELLOUT AT THE ARROWHEAD POND OF ANAHEIM, WHEN TWO GOALTENDERS PLAY IN ONE GAME, ALL CAPS RECEIVED DESIGNATION.

# 2001-02 MIGHTY DUCKS OF ANAHEIM



**Front Row L-R:** Jean-Sebastien Giguere, Goaltending Consultant Francois Allaire, Assistant General Manager David McNab, President & General Manager Pierre Gauthier, Alternate Captain Steve Rucchin, Captain Paul Kariya, Alternate Captain Oleg Tverдовский, Head Coach Bryan Murray, Assistant Coach Guy Charron, Assistant Coach Tom Watt, Steve Shields. **2nd Row L-R:** Assistant Equipment Manager John Allaway, Equipment Manager Mark O'Neill, Dan Bylsma, Ruslan Salei, Matt Cullen, Jeff Friesen, German Titov, Head Athletic Trainer Chris Phillips, Assistant Athletic Trainer Greg Thayer. **3rd Row L-R:** Timo Parssinen, Samuel Pahlsson, Kevin Sawyer, Niclas Havelid, Mike Leclerc, Keith Carney, Denny Lambert, Andy McDonald. **4th Row L-R:** Jason York, Patric Kjellberg, Marc Chouinard, Pavel Trnka, Vitaly Vishnevski.

## 2001-02 SEASON:

The Ducks finished the season 29-42-8-3 for 69 points... Anaheim went 15-13-2-0 in the last 30 contests... the Ducks had the best defensive season in franchise history...they had a team GAA of 2.39 (ranking ninth in the NHL) allowing just 198 goals the entire season... the previous club records were 206 goals allowed for a 2.48 GAA set in 1998-99...Anaheim also had the best penalty kill in club history...the PK unit killed 284-of-330 (86.1%) penalties, bettering the club record of 84.5% set in 1998-99...the fewest PP goals the club had allowed in a season was also set in 98-99, when it gave up 60 power play markers...in 2001-2002, the team shattered that record by allowing just 46 power play goals...Goaltender J.S. Giguere finished 2001-2002 with the fifth-best goals against average (2.13) and tied (with Burke & Khabibulin) for the fifth-best

save percentage (.920) in the NHL...he shattered the club record for lowest goals-against average, well ahead of Guy Hebert's 2.45 GAA in 1998-99...Paul Kariya finished the 2001-2002 regular season as the Ducks leader in goals (32), points (57), power play goals (11), game-winning goals (8) and shots (289)...defenseman Keith Carney led the team with a +14 rating in his first season with the Ducks...Head Coach Bryan Murray finished the 2001-2002 regular season ranked seventh in all-time coaching wins...he moved into seventh place with his 501st win on Jan. 26 @ Nashville (3-1 final)... his historic 500th NHL coaching win came the previous night on Jan. 25 @ Dallas in a 6-1 triumph (eighth coach in NHL history with 500 wins)...Murray also became the eighth coach in NHL history to coach 1,000 games on Nov. 28 vs. Edmonton.



Jean-Sebastien Giguere

# 2001-02 GAME-BY-GAME



GAME	DATE	OPPONENT	RESULT	RECORD/P.TS.	DUCKS GOALS (BY #)	ANA. GOALTENDER(S)	ATTENDANCE
1	10/4	@ BOSTON	2-4 L	0-1-0-0/0	11, 9	SHIELDS	17,565
2	10/6	@ PITTSBURGH	4-2 W	1-1-0-0/2	17, 17*, 33, 16	SHIELDS	15, 411
3	10/8	@ TORONTO	1-6 L	1-2-0-0/2	12	SHIELDS, BRYZGALOV	18, 585
4	10/9	@ MONTREAL	1-3 L	1-3-0-0/2	11	SHIELDS	17, 510
5	10/12	WASHINGTON	2-1 W	2-3-0-0/4	20, 33	SHIELDS	16, 219
6	10/14	TAMPA BAY	2-3 L	2-4-0-0/4	12, 10	GIGUERE	9, 579
7	10/17	BOSTON	2-2 T (OT)	2-4-1-0/5	20, 11	SHIELDS	10, 348
8	10/18	@ LOS ANGELES	1-4 L	2-5-1-0/5	13	SHIELDS	13, 916
9	10/21	VANCOUVER	3-1 W	3-5-1-0/7	24, 12, 16	GIGUERE	10, 435
10	10/24	@ PHOENIX	3-2 W (OT)	4-5-1-0/9	21, 32, 12	GIGUERE	9, 885
11	10/28	COLORADO	2-3 L	4-6-1-0/9	33, 26	GIGUERE	14, 655
12	10/31	SAN JOSE	2-4 L	4-7-1-0/9	17, 9	SHIELDS	9, 273
13	11/2	CHICAGO	5-2 W	5-7-1-0/11	9, 9, 20, 21, 26	GIGUERE	12, 893
14	11/4	ATLANTA	5-0 W	6-7-1-0/13	21, 9, 21*, 12, 10	GIGUERE	9, 876
15	11/7	CALGARY	3-3 T (OT)	6-7-2-0/14	28, 20, 9	GIGUERE	9, 639
16	11/9	DETROIT	0-1 L	6-8-2-0/14	-	GIGUERE	17, 174*
17	11/11	DALLAS	2-2 T (OT)	6-8-3-0/15	12, 11*	SHIELDS	11, 918
18	11/14	SAN JOSE	2-4 L	6-9-3-0/15	24, 11	SHIELDS	9, 852
19	11/16	@ COLUMBUS	2-3 L	6-10-3-0/15	10, 23	GIGUERE	18, 136
20	11/17	@ WASHINGTON	1-4 L	6-11-3-0/15	26	GIGUERE	17, 298
21	11/20	@ TAMPA BAY	2-3 L	6-12-3-0/15	9, 9	SHIELDS	15, 012
22	11/21	@ FLORIDA	0-6 L	6-13-3-0/15	-	GIGUERE	15, 232
23	11/24	@ NY ISLANDERS	3-5 L	6-14-3-0/15	13, 16, 9	GIGUERE	16, 234
24	11/25	@ NY RANGERS	3-2 W	7-14-3-0/17	16, 25, 9	SHIELDS	18, 200
25	11/28	EDMONTON	0-2 L	7-15-3-0/17	-	SHIELDS	9, 527
26	11/30	SAN JOSE	2-5 L	7-16-3-0/17	16, 21	GIGUERE	12, 190
27	12/2	NASHVILLE	4-2 W	8-16-3-0/19	12, 11, 12, 17	SHIELDS	10, 214
28	12/5	@ EDMONTON	2-3 OTL (OT)	8-16-3-1/20	16, 11	SHIELDS	15, 545
29	12/6	@ VANCOUVER	2-3 L	8-17-3-1/20	7, 16	GIGUERE	15, 772
30	12/8	@ CALGARY	4-0 W	9-17-3-1/22	9, 18, 33, 13	GIGUERE, SHIELDS	14, 330
31	12/10	@ COLORADO	1-1 T (OT)	9-17-4-1/23	21	SHIELDS	18, 007
32	12/12	VANCOUVER	0-1 OTL (OT)	9-17-4-2/24	-	GIGUERE	9, 570
33	12/14	COLUMBUS	2-3 L	9-18-4-2/24	3, 17	SHIELDS	9, 629
34	12/16	LOS ANGELES	2-3 OTL (OT)	9-18-4-3/25	13, 11	GIGUERE	17, 002
35	12/18	@ MINNESOTA	5-1 W	10-18-4-3/27	18, 12, 19, 19, 12	GIGUERE	18, 568
36	12/19	@ COLORADO	1-2 L	10-19-4-3/27	17	GIGUERE	18, 007
37	12/21	PHOENIX	2-1 W	11-19-4-3/29	9, 17	SHIELDS	10, 463
38	12/23	@ PHOENIX	4-0 W	12-19-4-3/31	19, 27, 32, 9	GIGUERE	13, 815
39	12/26	@ SAN JOSE	2-1 W	13-19-4-3/33	12, 17	SHIELDS	17, 496
40	12/27	@ LOS ANGELES	2-2 T (OT)	13-19-5-3/34	11, 17	GIGUERE	18, 610
41	12/30	@ CHICAGO	1-2 L	13-20-5-3/34	18	SHIELDS	17, 382
42	12/31	@ COLUMBUS	1-3 L	13-21-5-3/35	10	SHIELDS	18, 136
43	1/02	@ DETROIT	3-5 L	13-22-5-3/35	26*, 10, 32	GIGUERE, GIGUERE	20, 058
44	1/04	FLORIDA	1-2 L	13-23-5-3/35	11	GIGUERE	10, 696
45	1/09	ST. LOUIS	2-3 L	13-24-5-3/35	18, 3	GIGUERE	9, 375
46	1/11	@ MINNESOTA	2-2 T (OT)	13-24-6-3/36	16, 9	GIGUERE	18, 568
47	1/12	@ NASHVILLE	1-2 L	13-25-6-3/36	11	SHIELDS	16, 561
48	1/14	NASHVILLE	5-3 W	14-25-6-3/38	16, 9, 9, 9, 17	GIGUERE	9, 522
49	1/16	BUFFALO	1-3 L	14-26-6-3/38	12	SHIELDS	9, 845
50	1/18	@ EDMONTON	1-3 L	14-27-6-3/38	18	GIGUERE	16, 558
51	1/19	@ CALGARY	1-2 L	14-28-6-3/38	19	GIGUERE	17, 409
52	1/21	LOS ANGELES	2-4 L	14-29-6-3/38	12, 11	SHIELDS	17, 079
53	1/23	MINNESOTA	3-2 W (OT)	15-29-6-3/40	12, 13, 3	GIGUERE	9, 511
54	1/25	@ DALLAS	6-1 W	16-29-6-3/42	13, 17, 9, 12, 32, 17	GIGUERE	18, 532
55	1/26	@ NASHVILLE	3-1 W	17-29-6-3/44	21, 17, 12	GIGUERE	15, 537
56	1/28	@ ST. LOUIS	1-0 W	18-29-6-3/46	9	GIGUERE	18, 909
57	1/30	COLUMBUS	3-1 W	19-29-6-3/48	11, 19, 17	GIGUERE	9, 498
58	2/06	PHILADELPHIA	5-4 W	20-29-6-3/50	9, 9, 13, 9, 10	GIGUERE	13, 614
59	2/08	CAROLINA	1-4 L	20-30-6-3/50	12	GIGUERE	10, 589
60	2/10	DALLAS	1-5 L	20-31-6-3/50	12	SHIELDS	14, 617
61	2/13	CALGARY	3-2 W	21-31-6-3/52	17, 7, 19	GIGUERE	9, 583
62	2/27	MINNESOTA	3-5 L	21-32-6-3/52	9, 9, 26	GIGUERE	10, 022
63	3/03	@ CHICAGO	1-2 L	21-33-6-3/52	17	GIGUERE	20, 161
64	3/06	@ ATLANTA	4-1 W	22-33-6-3/54	3, 9, 18, 9	SHIELDS	11, 016
65	3/08	NEW JERSEY	2-1 W	23-33-6-3/56	11, 9	SHIELDS	15, 051
66	3/10	OTTAWA	2-4 L	23-34-6-3/56	13, 27	SHIELDS	12, 358
67	3/13	PITTSBURGH	4-2 W	24-34-6-3/58	17, 17, 24, 20	GIGUERE	12, 536
68	3/15	CHICAGO	1-1 T (OT)	24-34-7-3/59	13	GIGUERE	11, 360
69	3/17	ST. LOUIS	2-3 L	24-35-7-3/59	19, 24	GIGUERE	12, 702
70	3/19	@ DETROIT	2-1 W	25-35-7-3/61	9, 9	SHIELDS	20, 058
71	3/21	@ PHILADELPHIA	1-2 L	25-36-7-3/61	11	SHIELDS	19, 527
72	3/22	@ ST. LOUIS	2-3 L	25-37-7-3/61	9, 12	GIGUERE	19, 534
73	3/24	@ DALLAS	2-1 W	26-37-7-3/63	20, 21	GIGUERE	18, 532
74	3/27	PHOENIX	2-4 L	26-38-7-3/63	3, 13	GIGUERE	11, 297
75	3/28	@ PHOENIX	2-1 W (OT)	27-38-7-3/65	20, 13	SHIELDS	14, 725
76	3/30	@ VANCOUVER	1-4 L	27-39-7-3/65	33	SHIELDS	18, 422
77	4/02	@ SAN JOSE	1-3 L	27-40-7-3/65	26	GIGUERE	17, 496
78	4/03	DETROIT	1-1 T (OT)	27-40-8-3/66	11	SHIELDS, GIGUERE	17, 174*
79	4/05	EDMONTON	2-0 W	28-40-8-3/67	9, 13	GIGUERE	13, 369
80	4/07	DALLAS	4-1 W	29-40-8-3/69	18, 13, 12, 9	GIGUERE	14, 661
81	4/12	COLORADO	1-3 L	29-41-8-3/69	11	GIGUERE	17, 174*
82	4/14	@ LOS ANGELES	0-1 L	29-42-8-3/69	-	GIGUERE	18, 349

GOAL KEY: UNDERLINE = POWER PLAY GOAL, \* = SHORTHANDED GOAL, BOLD = GAME-WINNING GOAL, + = GAME-TYING GOAL, \$ = EMPTY NET GOAL, ITALIC = PENALTY SHOT GOAL ^ = SELLOUT AT THE ARROWHEAD POND OF ANAHEIM. WHEN TWO GOALTENDERS PLAY IN ONE GAME, ALL CAPS RECEIVED DECISION.

# 2000-01 MIGHTY DUCKS OF ANAHEIM



**Front Row L-R:** Jean-Sebastien Giguere, Assistant Coach Kelly Miller, Assistant General Manager David McNab, President & General Manager Pierre Gauthier, Alternate Captain Steve Rucchin, Captain Paul Kariya, Alternate Captain Dan Bylsma, Chairman & Governor Tony Tavares, Head Coach Guy Charron, Associate Coach Terry Simpson, Gregg Naumenko. **2nd Row L-R:** Assistant Equipment Manager John Allaway, Equipment Manager Mark O'Neill, German Titov, Ruslan Salei, Oleg Tverdovsky, Matt Cullen, Jeff Friesen, Head Athletic Trainer Chris Phillips, Assistant Athletic Trainer Greg Thayer. **3rd Row L-R:** Mike Crowley, Pascal Trepanier, Marty McInnis, Tony Hrkac, Samuel Pahlsson, Petr Tenkrat, Niclas Havelid. **4th Row L-R:** Antti-Jussi Niemi, Jim Cummins, Pavel Trnka, Marc Chouinard, Mike Leclerc, Vitaly Vishnevski, Jonas Ronnqvist. Not Pictured: Steve Shield

## 2000-01 SEASON:

The Ducks finished the season 25-41-11-5 for 66 points...the team had a point in 10 of their last 16 games, winning seven of them (7-6-3-0)...the Ducks went 9-10-5-1 in their last 25 games...Anaheim posted a five-game winning streak at HOME, tying the club-record for consecutive victories at the Arrowhead Pond, Mar. 4 - Apr. 1 (set twice - 3/8-4/3, 1996 & 10/22-11/5, 1995)...**Jean-Sebastien Giguere** started 23 consecutive games for the

Ducks, 2/11-4/4, tying the club-record set by **Guy Hebert** (2/5-3/26, 1997)...he posted back-to-back shutouts Mar. 11-13, just the second time in club history that had happened...**Paul Kariya** recorded his fifth 30+goal year over the previous six seasons and led the team with 67 points (33-34=67)...defenseman **Oleg Tverdovsky** led the team in assists (14-39=53), while leading team defensemen in all three categories...defenseman Vitaly Vishnevski finished fifth in the NHL in hits with 284.



Dan Bylsma

# 2000-01 GAME-BY-GAME



GAME	DATE	OPPONENT	RESULT	RECORD/PTS.	DUCKS GOALS (BY #)	ANA. GOALTENDER(S)	ATTENDANCE
1	10/6	MINNESOTA	3-1 W	1-0-0/2	19, 17, 16	HEBERT	16,520
2	10/8	ST. LOUIS	1-5 L	1-1-0-0/2		13 HEBERT	11,134
3	10/11	BOSTON	2-3 L (OT)	1-1-0-1/3		8, 19 HEBERT	11,167
4	10/14	@ NEW JERSEY	2-4 L	1-2-0-1/3		29*, 8 HEBERT/ROUSSEL	14,789
5	10/16	@ NY RANGERS	4-3 W	2-2-0-1/5		16, 9, 26, 12 ROUSSEL	18,200
6	10/17	@ NY ISLANDERS	4-3 W	3-2-0-1/7		16, 12, 3, 8 HEBERT	6,336
7	10/20	@ BUFFALO	2-2 T (OT)	3-2-1-1/8		9, 15 ROUSSEL	17,409
8	10/21	@ PHILADELPHIA	4-3 W	4-2-1-1/10		20, 12, 15, 8 HEBERT	19,477
9	10/23	LOS ANGELES	4-5 L (OT)	4-2-1-2/11		16, 16, 12, 16 HEBERT	14,098
10	10/25	@ LOS ANGELES	2-6 L	4-3-1-2/11		9, 20 ROUSSEL/HEBERT	18,118
11	10/27	EDMONTON	3-2 W	5-3-1-2/13		17, 8, 9 HEBERT	13,592
12	10/29	@ CALGARY	6-3 W	6-3-1-2/15		15, 8, 20, 9, 19, 6 HEBERT	16,144
13	10/30	@ EDMONTON	3-5 L	6-4-1-2/15		10, 8, 17 HEBERT	12,002
14	11/1	PHOENIX	1-1 T (OT)	6-4-2-2/16		10+ HEBERT	11,602
15	11/4	@ NASHVILLE	3-3 T (OT)	6-4-3-2/17		13, 29, 27+ HEBERT	16,512
16	11/5	@ CHICAGO	2-4 L	6-5-3-2/17		8, 16 ROUSSEL/HEBERT	13,360
17	11/8	VANCOUVER	2-7 L	6-6-3-2/17		9*, 29 HEBERT/ROUSSEL	11,588
18	11/11	@ COLORADO	1-3 L	6-7-3-2/17		24 ROUSSEL	18,007
19	11/12	DETROIT	2-3 L	6-8-3-2/17		12, 16 HEBERT	16,417
20	11/15	COLORADO	0-3 L	6-9-3-2/17		NONE HEBERT	13,470
21	11/18	@ PHOENIX	6-2 W	7-9-3-2/19		16, 19, 15, 14, 8, 12 HEBERT	15,374
22	11/19	NY ISLANDERS	2-1 W	8-9-3-2/21		9, 8 HEBERT	13,047
23	11/22	NEW JERSEY	2-5 L	8-10-3-2/21		8, 17 HEBERT/ROUSSEL	13,932
24	11/24	@ CALGARY	2-2 T (OT)	8-10-4-2/22		9, 12 ROUSSEL	17,139
25	11/25	@ EDMONTON	2-3 L	8-11-4-2/22		15, 10 GIGUERE	17,100
26	11/28	@ VANCOUVER	1-4 L	8-12-4-2/22		28 GIGUERE	14,848
27	11/30	@ SAN JOSE	2-3 L (OT)	8-12-4-3/23		12, 9 ROUSSEL	17,496
28	12/3	LOS ANGELES	4-0 W	9-12-4-3/25		12, 10, 11, 9* HEBERT	^17,174
29	12/5	@ ST. LOUIS	0-1 L	9-13-4-3/25		NONE HEBERT	18,410
30	12/6	@ COLUMBUS	2-5 L	9-14-4-3/25		12, 17 HEBERT/ROUSSEL	15,648
31	12/8	@ MINNESOTA	1-0 W (OT)	10-14-4-3/27		10 HEBERT	18,064
32	12/10	DALLAS	0-1 L	10-15-4-3/27		NONE HEBERT	12,671
33	12/13	COLUMBUS	5-4 W (OT)	11-15-4-3/29		9, 13, 28, 13, 28 HEBERT	11,630
34	12/15	NY RANGERS	6-4 W	12-15-4-3/31		17, 18, 9, 16, 12, 12 HEBERT	14,944
35	12/17	TAMPA BAY	3-1 W	13-15-4-3/33		10, 16, 15, 5 HEBERT	11,207
36	12/20	ATLANTA	2-4 L	13-16-4-3/33		16, 26 HEBERT	12,051
37	12/22	@ DETROIT	1-2 L (OT)	13-16-4-4/34		18 HEBERT	19,995
38	12/23	@ ST. LOUIS	2-5 L	13-17-4-4/34		29, 17 HEBERT	19,736
39	12/27	@ DALLAS	1-3 L	13-18-4-4/34		13 ROUSSEL	17,001
40	12/28	@ NASHVILLE	2-2 T (OT)	13-18-5-4/35		17, 18+ HEBERT	16,434
41	12/31	@ MINNESOTA	2-3 L	13-19-5-4/35		15, 7 HEBERT	18,064
42	1/3	FLORIDA	3-2 W (OT)	14-19-5-4/37		8, 13, 18 ROUSSEL	11,396
43	1/5	CALGARY	4-4 T (OT)	14-19-6-4/38		16, 16, 8, 8+ HEBERT	12,943
44	1/10	ST. LOUIS	2-4 L	14-20-6-4/38		28, 8 HEBERT	14,600
45	1/12	BUFFALO	0-4 L	14-21-6-4/38		NONE HEBERT	13,372
46	1/14	@ CAROLINA	0-4 L	14-22-6-4/38		NONE GIGUERE	13,013
47	1/15	@ PITTSBURGH	2-3 L	14-23-6-4/38		15, 15 HEBERT	17,148
48	1/17	@ ATLANTA	5-2 W	15-23-6-4/40		21, 8, 23, 23, 16 GIGUERE	15,040
49	1/19	PHOENIX	3-4 L	15-24-6-4/40		16, 10, 8 GIGUERE	14,280
50	1/21	COLORADO	2-4 L	15-25-6-4/40		16, 16 HEBERT/GIGUERE	16,417
51	1/24	MINNESOTA	0-5 L	15-26-6-4/40		NONE GIGUERE	11,692
52	1/26	@ DETROIT	2-3 L	15-27-6-4/40		15, 27 HEBERT	19,995
53	1/27	@ COLUMBUS	1-2 L	15-28-6-4/40		32 GIGUERE	18,136
54	1/31	NASHVILLE	0-3 L	15-29-6-4/40		NONE HEBERT	10,961
55	2/1	@ PHOENIX	4-2 W	16-29-6-4/42		27, 8, 8, 8, 8 GIGUERE	13,267
56	2/7	CHICAGO	2-3 L	16-30-6-4/42		9, 15 GIGUERE	11,682
57	2/9	WASHINGTON	3-4 L	16-31-6-4/42		9, 9, 10 HEBERT	12,942
58	2/11	CAROLINA	2-2 T (OT)	16-31-7-4/43		8, 12+ GIGUERE	12,630
59	2/14	EDMONTON	3-3 T (OT)	16-31-8-4/44		16, 8, 12+ GIGUERE	11,307
60	2/16	@ DALLAS	2-3 L (OT)	16-31-8-5/45		10, 27 GIGUERE	17,001
61	2/19	CALGARY	6-2 W	17-31-8-5/47		9, 9, 8, 8, 23* GIGUERE	11,438
62	2/21	SAN JOSE	1-0 W	18-31-8-5/49		10 GIGUERE	12,973
63	2/23	@ SAN JOSE	1-3 L	18-32-8-5/49		8 GIGUERE	17,496
64	2/25	COLUMBUS	2-5 L	18-33-8-5/49		12, 9 GIGUERE	12,308
65	2/28	DETROIT	1-3 L	18-34-8-5/49		13 GIGUERE	15,761
66	3/2	DALLAS	2-5 L	18-35-8-5/49		10, 17 GIGUERE	14,660
67	3/4	LOS ANGELES	4-0 W	19-35-8-5/51		32, 8, 9, 9 GIGUERE	^17,174
68	3/7	MONTREAL	4-2 W	20-35-8-5/53		9, 17, 9, 15 GIGUERE	12,568
69	3/9	CHICAGO	3-1 W	21-35-8-5/55		9, 10, 9* GIGUERE	13,492
70	3/11	NASHVILLE	1-0 W (OT)	22-35-8-5/57		25 GIGUERE	13,888
71	3/13	@ WASHINGTON	2-0 W	23-35-8-5/59		26, 15 GIGUERE	14,502
72	3/14	@ TORONTO	2-3 L	23-36-8-5/59		9, 9 GIGUERE	19,038
73	3/16	@ OTTAWA	1-4 L	23-37-8-5/59		40 GIGUERE	18,500
74	3/18	@ CHICAGO	4-1 W	24-37-8-5/61		11, 19, 16, 26* GIGUERE	15,014
75	3/21	@ DALLAS	0-8 L	24-38-8-5/61		NONE GIGUERE/NAUMENKO	17,001
76	3/24	@ LOS ANGELES	3-3 T (OT)	24-38-9-5/62		27, 13, 10+ GIGUERE	18,118
77	3/29	@ SAN JOSE	4-7 L	24-39-9-5/62		9, 9, 13, 9 GIGUERE	17,496
78	3/30	@ VANCOUVER	2-2 T (OT)	24-39-10-5/63		11, 9 GIGUERE	18,422
79	4/1	VANCOUVER	2-1 W	25-39-10-5/65		27, 18 GIGUERE	16,006
80	4/4	@ COLORADO	1-1 T (OT)	25-39-11-5/66		9 GIGUERE	18,007
81	4/6	PHOENIX	2-5 L	25-40-11-5/66		32, 9 NAUMENKO	16,082
82	4/8	SAN JOSE	1-4 L	25-41-11-5/66		10 GIGUERE	^17,174

GOAL KEY: UNDERLINE = POWER PLAY GOAL, \* = SHORTHANDED GOAL, BOLD = GAME-WINNING GOAL, + = GAME-TYING GOAL, \$ = EMPTY NET GOAL, ITALIC = PENALTY SHOT GOAL ^ = SELLOUT AT THE ARROWHEAD POND OF ANAHEIM. WHEN TWO GOALTENDERS PLAY IN ONE GAME, ALL CAPS RECEIVED DESIGNATION.

# 1990-00 MIGHTY DUCKS OF ANAHEIM



**Front Row (sitting) L-R:** Dominic Roussel, Assistant General Manager David McNab, President and General Manager Pierre Gauthier, Alternate Captain Teemu Selanne, Captain Paul Kariya, Alternate Captain Kevin Haller, Chairman and Governor Tony Tavares, Head Coach Craig Hartsburg, Guy Hebert. **Second Row L-R:** Assistant Equipment Manager John Allaway, Equipment Manager Mark O'Neill, Assistant Coach George Burnett, Jeff Nielsen, Matt Cullen, Marty McInnis, Ted Donato, Assistant Coach Newell Brown, Head Athletic Trainer Chris Phillips, Assistant Athletic Trainer Greg Thayer. **Third Row L-R:** Kip Miller, Tony Hrkac, Pascal Trepanier, Ruslan Salei, Oleg Tverdovsky, Fredrik Olausson, Niclas Havelid, Jorgen Jonsson, Ladislav Kohn. **Top Row L-R:** Mike Leclerc, Antti Aalto, Pavel Trnka, Stu Grimson, Steve Rucchin, Ed Ward, Jason Marshall, Vitaly Vishnevski.

## 1999-00 SEASON:

The Mighty Ducks finished 34-33-12-3 for 83 points...Anaheim went 3-2-0-1 in the last six games, 7-5-2-2 in the last 16 games and 14-10-6-2 in its last 32 contests...the Ducks were 19-13-7-2 at home, including 6-0-2-2 in their last 10 games...Anaheim was 7-1-3-2 in the last 13, and 12-7-3-2 in the last 24 games @ the Arrowhead Pond...the Ducks finished 15-20-5-1 on the road, including 7-7-3-1 in their last 18 road games... Anaheim had a five-game road unbeaten streak (3-0-2-0) snapped Feb. 12 @ STL, tying for the club's longest road unbeaten streak (done four other times)...the Ducks' five-game road winning streak from Nov. 26-Dec. 26 set a new club-record (old record was four games)...**Oleg Tverdovsky** was the only Duck to play in all 82 games, while also leading all team defensemen

in points (51)...**Paul Kariya** ranked fourth in the NHL in scoring with 86 points (leading the Ducks), despite missing eight games due to injury...**Teemu Selanne** finished the 1999-2000 season ranked fifth in the NHL in scoring with 85 points...despite missing 11 games due to injury, **Steve Rucchin** ranked second in the NHL in total faceoff wins (1,066- behind only Adam Oates)...defenseman **Fredrik Olausson** announced his retirement following the club's last game, finishing his final NHL season with 15-19=34 points in 70 games...**Guy Hebert** had most of the work in goal, playing in 68 games...he appeared in his 400th game as a Mighty Duck in the season finale Apr. 9 vs. Los Angeles.



# 1999-00 GAME-BY-GAME



GAME	DATE	OPPONENT	RESULT	RECORD/PTS.	DUCKS GOALS (BY #)	ANA. GOALTENDER(S)	ATTENDANCE
1	10/2	@ DALLAS	0-2 L	0-1-0/0	NONE	HEBERT	17,001
2	10/5	@ PHOENIX	0-4 L	0-2-0/0	NONE	HEBERT/ROUSSEL	15,780
3	10/8	DALLAS	3-0 W	1-2-0/2	5, 8, 10	HEBERT	^17174
4	10/11	SAN JOSE	5-3 W	2-2-0/4	17, 2, 10, 16, 20\$	HEBERT	13,571
5	10/13	@ NEW JERSEY	2-3 L	2-3-0/4	9, 20	HEBERT	11,109
6	10/15	@ TAMPA BAY	3-2 W	3-3-0/6	21, 9, 12	ROUSSEL	11,616
7	10/16	@ FLORIDA	2-3 L (OT)	3-3-0/7	12, 20	HEBERT	14,854
8	10/19	@ WASHINGTON	7-1 W	4-3-0/19	7, 8, 12, 17, 8, 14, 12	HEBERT	10,522
9	10/21	@ CHICAGO	5-5 T (OT)	4-3-1/10	18, 9, 14, 16, 8+	HEBERT	14,093
10	10/24	BOSTON	2-3 L	4-4-1/10	17, 10	HEBERT	14,712
11	10/27	PITTSBURGH	2-1 W (OT)	5-4-1/12	16, 8	ROUSSEL	13,683
12	10/29	WASHINGTON	5-2 W	6-4-1/14	9, 8, 10, 2, 9	HEBERT	13,586
13	10/31	PHOENIX	0-3 L	6-5-1/14	NONE	HEBERT	13,896
14	11/3	PHILADELPHIA	3-3 T (OT)	6-5-2/15	9, 2, 8	ROUSSEL	13,898
15	11/7	EDMONTON	3-1 W	7-5-2/17	16, 8, 17	HEBERT	13,555
16	11/9	@ TORONTO	2-0 W	8-5-2/19	16, 9\$	HEBERT	19,148
17	11/11	@ MONTREAL	1-2 L	8-6-2/19	17	HEBERT	20,573
18	11/13	@ OTTAWA	2-4 L	8-7-2/19	9, 19	HEBERT	18,500
19	11/15	@ DETROIT	3-6 L	8-8-2/19	21, 9, 19	ROUSSEL	19,983
20	11/17	CALGARY	2-1 W	9-8-2/21	14, 29	HEBERT	12,928
21	11/19	CHICAGO	4-2 W	10-8-2/23	16, 20, 28, 2	HEBERT	15,264
22	11/22	MONTREAL	1-2 L	10-9-2/23	21	HEBERT	12,496
23	11/24	NEW JERSEY	1-2 L	10-10-2/23	2	HEBERT	13,474
24	11/26	@ DALLAS	4-2 W	11-10-2/25	15, 8, 8, 8	HEBERT	17,001
25	11/27	@ NASHVILLE	4-3 W	12-10-2/27	20, 9, 9, 20	HEBERT	17,113
26	12/1	TAMPA BAY	2-4 L	12-11-2/27	9, 12	HEBERT	12,047
27	12/3	LOS ANGELES	1-1 T (OT)	12-11-3/28	7+	HEBERT	^17174
28	12/4	@ PHOENIX	2-1 W	13-11-3/30	33, 21	HEBERT	14,904
29	12/8	VANCOUVER	2-2 T (OT)	13-11-4/31	9, 20+	HEBERT	12,488
30	12/10	COLORADO	1-2 L	13-12-4/31	24	HEBERT	13,927
31	12/12	ATLANTA	4-1 W	14-12-4/33	8, 12, 29, 8\$	ROUSSEL	12,886
32	12/15	@ COLORADO	4-2 W	15-12-4/35	19, 19, 21, 8	ROUSSEL	18,007
33	12/17	CHICAGO	2-0 W	16-12-4/37	28, 24	HEBERT	12,623
34	12/19	DETROIT	3-1 W	17-12-4/39	33, 17, 9	HEBERT	16,538
35	12/22	PHOENIX	2-8 L	17-13-4/39	9, 19	HEBERT/ROUSSEL	14,315
36	12/26	@ SAN JOSE	1-0 W	18-13-4/41	8	HEBERT/ROUSSEL	17,483
37	12/27	@ EDMONTON	1-4 L	18-14-4/41	15	ROUSSEL	17,100
38	12/29	@ CALGARY	1-3 L	18-15-4/41	21	HEBERT	15,511
39	12/31	@ DALLAS	4-5 L	18-16-4/41	17, 9, 9*, 21	HEBERT	17,001
40	1/5	FLORIDA	1-5 L	18-17-4/41	19	HEBERT/ROUSSEL	13,024
41	1/7	@ CAROLINA	4-4 T (OT)	18-17-5/42	8, 16*, 33, 19	ROUSSEL	12,002
42	1/8	@ DETROIT	3-5 L	18-18-5/42	12, 9*, 32	HEBERT	19,983
43	1/12	OTTAWA	0-2 L	18-19-5/42	NONE	HEBERT	12,501
44	1/14	ST. LOUIS	3-1 W	19-19-5/44	16, 9, 29	HEBERT	14,906
45	1/15	@ PHOENIX	2-4 L	19-20-5/44	2, 9	HEBERT	16,210
46	1/17	BUFFALO	0-5 L	19-21-5/44	NONE	ROUSSEL	13,617
47	1/19	DALLAS	3-1 W	20-21-5/46	14, 9, 9\$	HEBERT	13,723
48	1/21	COLORADO	3-3 T (OT)	20-21-6/47	10, 9, 8+	HEBERT	^17174
49	1/22	@ SAN JOSE	3-4 L	20-22-6/47	8, 9, 9	HEBERT	17,483
50	1/26	NY ISLANDERS	2-4 L	20-23-6/47	8, 9	HEBERT	12,790
51	1/29	@ PITTSBURGH	7-1 W	21-23-6/49	8, 14, 9, 17, 20, 9, 15	HEBERT	17,124
52	1/31	@ BOSTON	4-2 W	22-23-6/51	9, 8, 8, 9	HEBERT	15,689
53	2/1	@ BUFFALO	2-2 T (OT)	22-23-7/52	2, 20+	HEBERT	18,690
54	2/3	@ PHILADELPHIA	3-3 T (OT)	22-23-8/53	10, 19, 8	HEBERT	19,742
55	2/8	@ LOS ANGELES	5-3 W	23-23-8/55	17, 6, 10, 20, 9	HEBERT	18,118
56	2/9	DALLAS	3-5 L	23-24-8/55	2, 17, 9	HEBERT	13,684
57	2/12	@ ST. LOUIS	3-6 L	23-25-8/55	11, 9, 9	HEBERT	20,216
58	2/14	@ CHICAGO	4-3 W	24-25-8/57	17, 20, 11, 21	ROUSSEL	13,737
59	2/16	CALGARY	6-5 W (OT)	25-25-8/59	5, 20, 9, 20, 2, 10	HEBERT	12,956
60	2/18	SAN JOSE	4-4 T (OT)	25-25-9/60	17, 8, 10, 24	HEBERT	16,868
61	2/21	ST. LOUIS	2-4 L	25-26-9/60	21, 24	ROUSSEL	13,346
62	2/23	VANCOUVER	4-4 T (OT)	25-26-10/61	10, 8, 20, 29+	ROUSSEL	12,682
63	2/27	EDMONTON	3-2 W	26-26-10/63	16, 2, 5	HEBERT	^17174
64	2/29	@ SAN JOSE	4-2 W	27-26-10/65	17, 16, 10, 12	HEBERT	17,483
65	3/2	@ VANCOUVER	1-3 L	27-27-10/65	11	HEBERT	13,918
66	3/3	@ CALGARY	1-4 L	27-28-10/65	11	HEBERT/ROUSSEL	16,430
67	3/5	NASHVILLE	1-0 W	28-28-10/67	22	HEBERT	13,601
68	3/8	NY RANGERS	3-4 L (OT)	28-28-10/68	15, 20, 8	HEBERT	13,565
69	3/11	@ ST. LOUIS	1-1 T (OT)	28-28-11/69	2+	HEBERT/ROUSSEL	20,274
70	3/14	@ COLORADO	2-4 L	28-29-11/69	10, 21	ROUSSEL	18,007
71	3/15	LOS ANGELES	2-2 T (OT)	28-29-12/70	20, 10	HEBERT	^17174
72	3/17	SAN JOSE	4-2 W	29-29-12/72	8, 2, 10, 8\$	HEBERT	16,573
73	3/19	DETROIT	3-1 W	30-29-12/74	2, 2, 9	HEBERT	^17174
74	3/21	@ LOS ANGELES	5-2 W	31-29-12/76	21, 14, 11, 29, 9	HEBERT	17,494
75	3/22	@ EDMONTON	1-2 L	31-30-12/76	33	HEBERT	15,673
76	3/24	@ VANCOUVER	1-8 L	31-31-12/76	9	HEBERT/ROUSSEL	18,422
77	3/26	PHOENIX	4-3 W (OT)	32-31-12/78	8, 8, 2, 10	HEBERT	^17174
78	4/1	@ LOS ANGELES	1-2 L	32-32-12/78	8	HEBERT	18,118
79	4/3	NASHVILLE	3-1 W	33-32-12/80	20, 22, 11	HEBERT	15,759
80	4/5	@ CHICAGO	2-5 L	33-33-12/80	24, 9	HEBERT	15,112
81	4/7	@ NASHVILLE	5-1 W	34-33-12/82	20, 9*, 14, 20, 9	HEBERT	17,113
82	4/9	LOS ANGELES	3-4 L (OT)	34-33-12-3/83	9, 8, 8	HEBERT	^17174

GOAL KEY: UNDERLINE = POWER PLAY GOAL, \* = SHORTHANDED GOAL, BOLD = GAME-WINNING GOAL, += GAME-TIYING GOAL, \$ = EMPTY NET GOAL, ITALIC = PENALTY SHOT GOAL ^ = SELLOUT AT THE ARROWHEAD POND OF ANAHEIM. WHEN TWO GOALTENDERS PLAY IN ONE GAME, ALL CAPS RECEIVED DECISION.

# 1998-99 MIGHTY DUCKS OF ANAHEIM



**Front Row (sitting) L-R:** Dominic Roussel, Assistant Coach George Burnett, Assistant General Manager David McNab, President and General Manager Pierre Gauthier, Alternate Captain Teemu Selanne, Captain Paul Kariya, Alternate Captain Kevin Haller, Chairman and Governor Tony Tavares, Head Coach Craig Hartsburg, Assistant Coach Newell Brown, Guy Hebert. **Second Row L-R:** Assistant Trainer Greg Thayer, Head Trainer Greg Smith, Ted Drury, Matt Cullen, Steve Rucchin, Jason Marshall, Ruslan Salei, Goaltending Coach Francois Allaire, Head Equipment Manager Mark O'Neill, Assistant Equipment Manager John Allaway. **Third Row L-R:** Jeff Nielsen, Fredrik Olausson, Tomas Sandstrom, Travis Green, Johan Davidsson, Pascal Trepanier, Marty McInnis. **Top Row L-R:** Antti Aalto, Dan Trebil, Stu Grimson, Jim McKenzie, Jamie Pushor, Pavel Trnka.

## POSTSEASON NOTES IN PLAYOFF SECTION

### 1998-99 SEASON:

The Mighty Ducks finished the season with a mark of 35-34-13 for 83 points, good for sixth in the Western Conference...the Ducks were a franchise-high five games over .500 five times (latest being a 34-29-12 record after a 2-2 tie @ the NYI on Apr. 3)...the club's 83 points were 18 more than they had in 1997-98 (65 points), the third largest increase in the NHL...Anaheim lost only 12 of its last 34 games (18-12-4) and finished one win shy of equaling the club-record for wins in one season...the club led the league in power play percentage with a 22.0% mark (83-for-378)...the Ducks' 79 PPG's from Nov. 1 through the end of the regular season were 15 more than anyone else in the NHL...Anaheim was 28-3-7 when leading after two periods...home record was 21-14-6 (7-3-2 in last 12)...the Ducks established a club-record seven-game winning streak from Feb. 20-Mar. 7...**Paul Kariya** and

**Teemu Selanne** combined to average 2.66 points-per-game, leading the league...Teemu Selanne's 47 goals earned him the first-ever Maurice "The Rocket" Richard Trophy, awarded to the NHL's highest goal scorer...**Paul Kariya's** 429 shots were the second-highest total in NHL history...**Fredrik Olausson** set club-records for defensemen in goals (16), assists (40) & points (56)...**Guy Hebert** and **Dominic Roussel** combined for a .921 SV%, the second-highest in the league...Hebert received most of the workload, ranking second in the NHL in games (68), and second in minutes (4083), while also ranking eighth in wins (31), and tied-for-fourth in shutouts (6)...**Kevin Haller** and Paul Kariya were the only two players to appear in all 82 regular season games.

# 1998-99 GAME-BY-GAME



GAME	DATE	OPPONENT	RESULT	RECORD/PTS.	DUCKS GOALS (BY #)	ANA. GOALTENDER(S)	ATTENDANCE
1	10/10	@ WASHINGTON	0-1 L	0-1-0/0	NONE	ROUSSEL	19,740
2	10/11	@ PHILADELPHIA	1-4 L	0-2-0/0	9	HEBERT	19,519
3	10/13	@ MONTREAL	0-1 L	0-3-0/0	NONE	HEBERT	20,046
4	10/15	@ CHICAGO	5-3 W	1-3-0/2	8, 25, 9*, 17, 8	HEBERT	14,710
5	10/21	BOSTON	3-0 W	2-3-0/4	33, 9, 2	HEBERT	^17,174
6	10/25	PHOENIX	2-2 T (OT)	2-3-1/5	8, 20+	HEBERT	16,113
7	10/28	TAMPA BAY	5-3 W	3-3-1/7	9, 17, 32, 32, 8\$	HEBERT	13,963
8	10/30	@ DALLAS	3-3 T (OT)	3-3-2/8	9, 20, 8+	HEBERT	16,928
9	10/31	@ ST. LOUIS	2-2 T (OT)	3-3-3/9	8, 9	HEBERT	13,941
10	11/4	ST. LOUIS	1-3 L	3-4-3/9	17	HEBERT	14,710
11	11/6	SAN JOSE	2-2 T (OT)	3-4-4/10	17, 24	HEBERT	15,958
12	11/8	DETROIT	2-3 L	3-5-4/10	17, 16	HEBERT	^17,174
13	11/11	CAROLINA	5-4 W (OT)	4-5-4/12	16, 8, 33, 9, 20	HEBERT	14,668
14	11/13	@ VANCOUVER	2-5 L	4-6-4/12	16, 20	ROUSSEL	15,582
15	11/14	@ CALGARY	1-0 W	5-6-4/14	25	HEBERT	16,288
16	11/16	LOS ANGELES	3-1 W	6-6-4/16	39*, 22, 9\$	HEBERT	16,067
17	11/18	NY RANGERS	3-1 W	7-6-4/18	20, 16, 9\$	HEBERT	15,245
18	11/20	EDMONTON	2-3 L (OT)	7-7-4/18	14, 9	HEBERT	16,367
19	11/22	CHICAGO	4-1 W	8-7-4/20	32, 16, 20, 14	HEBERT	16,423
20	11/25	@ DETROIT	2-5 L	8-8-4/20	9, 9	HEBERT	19,983
21	11/27	@ NASHVILLE	1-3 L	8-9-4/20	9	ROUSSEL	17,298
22	11/29	@ CAROLINA	1-3 L	8-10-4/20	39	HEBERT	6,871
23	12/1	@ PITTSBURGH	4-4 T (OT)	8-10-5/21	39, 2, 20, 39	HEBERT	11,314
24	12/3	@ CHICAGO	1-4 L	8-11-5/21	14	HEBERT	16,149
25	12/6	@ SAN JOSE	2-1 W	9-11-5/23	11, 16	HEBERT	16,321
26	12/9	VANCOUVER	4-4 T (OT)	9-11-6/24	22, 20, 22, 16	HEBERT	14,100
27	12/11	WASHINGTON	1-0 W	10-11-6/26	16	HEBERT	14,631
28	12/13	LOS ANGELES	3-0 W	11-11-6/28	8, 8, 9	HEBERT	^17,174
29	12/16	NASHVILLE	6-1 W	12-11-6/30	4, 8, 39, 39, 20, 8	HEBERT	14,222
30	12/18	NY ISLANDERS	2-2 T (OT)	12-11-7/31	8, 2	HEBERT	14,419
31	12/21	COLORADO	2-4 L	12-12-7/31	8, 39	HEBERT	16,568
32	12/22	@ COLORADO	1-0 W	13-12-7/33	19	ROUSSEL	16,061
33	12/28	@ OTTAWA	2-2 T (OT)	13-12-8/34	2, 16*	ROUSSEL	18,500
34	12/30	@ TORONTO	1-4 L	13-13-8/34	8	HEBERT	15,726
35	1/1	@ BUFFALO	7-2 W	14-13-8/36	20, 24, 20, 8, 39, 8, 8	HEBERT	18,595
36	1/2	@ BOSTON	1-2 L	14-14-8/36	8	HEBERT	17,565
37	1/4	@ NASHVILLE	1-2 L	14-15-8/36	2	HEBERT	13,507
38	1/6	BUFFALO	2-3 L (OT)	14-16-8/36	20, 8	HEBERT	15,002
39	1/8	PHOENIX	4-1 W	15-16-8/38	2, 20, 9, 9	ROUSSEL	16,308
40	1/10	EDMONTON	6-4 W	16-16-8/40	2, 9, 39, 8, 8, 11*	ROUSSEL/HEBERT	^17,174
41	1/13	CALGARY	1-2 L	16-17-8/40	2	HEBERT	13,542
42	1/15	DALLAS	1-3 L	16-18-8/40	2	HEBERT	17,150
43	1/18	PITTSBURGH	5-3 W	17-18-8/42	2, 16, 17, 16, 9\$	HEBERT	15,016
44	1/20	NEW JERSEY	3-4 L	17-19-8/42	9, 20, 18	ROUSSEL	14,027
45	1/21	@ PHOENIX	3-3 T (OT)	17-19-9/43	18, 16, 9	ROUSSEL	16,210
46	1/27	COLORADO	3-4 L	17-20-9/43	20, 8, 20	HEBERT	15,011
47	1/28	@ COLORADO	2-6 L	17-21-9/43	16, 11	HEBERT	16,061
48	1/30	@ EDMONTON	0-1 L	17-22-9/43	NONE	HEBERT	17,100
49	2/3	CHICAGO	3-0 W	18-22-9/45	9, 11, 16\$	HEBERT	15,254
50	2/5	@ TAMPA BAY	5-3 W	19-22-9/47	11, 9, 20, 2, 9	HEBERT	10,872
51	2/6	@ ST. LOUIS	4-3 W	20-22-9/49	11, 16, 2, 27	HEBERT	20,290
52	2/10	PHILADELPHIA	5-4 W	21-22-9/51	8, 2, 8, 20, 2	HEBERT	16,357
53	2/12	DALLAS	2-3 L	21-23-9/51	8, 17	HEBERT	16,230
54	2/14	@ PHOENIX	5-1 W	22-23-9/53	8, 20, 18, 20, 33	HEBERT	16,210
55	2/15	@ LOS ANGELES	3-1 W	23-23-9/55	17, 17, 9\$	HEBERT	14,664
56	2/17	EDMONTON	2-6 L	23-24-9/55	8, 20	HEBERT/ROUSSEL	14,540
57	2/19	@ CALGARY	3-6 L	23-25-9/55	8, 17, 8	HEBERT	16,347
58	2/20	@ VANCOUVER	5-1 W	24-25-9/57	39, 8, 8, 9, 16	HEBERT	18,422
59	2/24	@ EDMONTON	2-1 W	25-25-9/59	8, 9	ROUSSEL	16,001
60	2/26	SAN JOSE	3-1 W	26-25-9/61	20, 8, 39	HEBERT	^17,174
61	2/27	@ SAN JOSE	4-1 W	27-25-9/63	8, 39, 9, 5	HEBERT	17,483
62	3/3	LOS ANGELES	2-1 W	28-25-9/65	11, 8	HEBERT	^17,174
63	3/5	NASHVILLE	3-2 W	29-25-9/67	19, 8, 19	ROUSSEL	15,839
64	3/7	DETROIT	3-1 W	30-25-9/69	16, 20*, 17	HEBERT	^17,174
65	3/10	VANCOUVER	4-4 T (OT)	30-25-10/70	18, 9, 8, 9	HEBERT	14,199
66	3/12	@ DALLAS	0-4 L	30-26-10/70	NONE	HEBERT/ROUSSEL	16,928
67	3/13	@ PHOENIX	0-1 L	30-27-10/70	NONE	HEBERT	16,210
68	3/17	OTTAWA	2-2 T (OT)	30-27-11/71	27, 11	HEBERT	16,026
69	3/18	@ LOS ANGELES	4-2 W	31-27-11/73	23, 8, 9, 8	HEBERT	12,037
70	3/21	FLORIDA	2-5 L	31-28-11/73	8, 18	HEBERT	16,434
71	3/26	DALLAS	5-1 W	32-28-11/75	16, 11, 8, 8, 9	HEBERT	16,533
72	3/28	CALGARY	5-1 W	33-28-11/77	9, 8, 19, 9, 33	HEBERT	15,975
73	3/31	@ NEW JERSEY	1-7 L	33-29-11/77	9	HEBERT/ROUSSEL	17,239
74	4/2	@ N.Y. RANGERS	4-1 W	34-29-11/79	8, 39, 8, 9	HEBERT	18,200
75	4/3	@ N.Y. ISLANDERS	2-2 T (OT)	34-29-12/80	2, 11+	ROUSSEL	12,297
76	4/5	@ DETROIT	2-3 L	34-30-12/80	17, 11	HEBERT	19,983
77	4/7	@ DALLAS	1-5 L	34-31-12/80	9	ROUSSEL/HEBERT	16,928
78	4/9	SAN JOSE	1-4 L	34-32-12/80	17	HEBERT	^17,174
79	4/11	PHOENIX	3-0 W	35-32-12/82	9, 19, 8\$	HEBERT	^17,174
80	4/14	ST. LOUIS	1-3 L	35-33-12/82	9	HEBERT	16,510
81	4/15	@ LOS ANGELES	3-4 L (OT)	35-34-12/82	17, 2, 8	ROUSSEL	14,669
82	4/17	@ SAN JOSE	3-3 T (OT)	35-34-13/83	33, 9, 17	ROUSSEL	17,483

GOAL KEY: UNDERLINE = POWER PLAY GOAL, \* = SHORTHANDED GOAL, BOLD = GAME-WINNING GOAL, += GAME-TYING GOAL, \$ = EMPTY NET GOAL, ITALIC = PENALTY SHOT GOAL, ^ = SELLOUT AT THE ARROWHEAD POND OF ANAHEIM. WHEN TWO GOALTENDERS PLAY IN ONE GAME, ALL CAPS RECEIVED DECISION.

# 1997-98 MIGHTY DUCKS OF ANAHEIM



**Front Row (sitting) L-R:** Mikhail Shtalenkov, Assistant Coach Don Hay, Assistant General Manager David McNab, President Tony Tavares, Alternate Captain Teemu Selanne, Captain Paul Kariya, Alternate Captain David Karpa, Vice President/General Manager Jack Ferreira, Head Coach Pierre Pagé, Assistant Coach Walt Kyle, Guy Hebert. **Second Row L-R:** Head Athletic Trainer Greg Smith, Goaltending Consultant François Alliare, Scott Young, Tomas Sandstrom, Steve Rucchin, Brent Severyn, Doug Houda, Tom Askey, Equipment Manager Mark O'Neill, Assistant Equipment Manager John Allaway. **Third Row L-R:** Massage Therapist John Worth, Strength & Conditioning Coach Todd Norman, Ted Drury, Drew Bannister, Shawn Antoski, Jamie Pushor, Jason Marshall, Travis Green, Assistant Trainer Greg Thayer. **Top Row L-R:** Josef Marha, Mike Leclerc, Matt Cullen, Pavel Trnka, Ruslan Salei, Jeremy Stevenson, J.F. Jomphe, Jeff Nielsen. Unavailable for photo: Frank Banham.

## 1997-98 SEASON:

The Ducks finished the season 26-43-13 for 65 points...the club went 6-7-4 over the last 17 games...Anaheim enjoyed the most success vs. the Atlantic Division, going 7-3-4 (.643 winning percentage) - marking the second best winning percentage vs. any division in franchise history (record is 66.7%, set in 1995-96 when the Ducks went 8-4-0 vs. the Northeast)...Anaheim had three players that ranked among NHL league leaders (including rookie leaders) in several categories (Selanne, Rucchin & Cullen)...the Mighty Ducks and Vancouver Canucks opened up their '97-98 NHL regular seasons with a two-game set in Tokyo on Oct. 3-4. The games marked the first NHL regular season

contests outside of North America...**Teemu Selanne's** sensational season included an 11-game goal scoring streak, three hat tricks, 10 game-winning goals, a club-record 13 goals in a month (November), a hat trick in the All-Star game, a Bronze Medal at the Winter Olympics, and a league-leading 52 goals (tied with Peter Bondra)...Selanne also became just the fourth player in NHL history to record at least 25% of his teams goals in one season...**Paul Kariya** suffered a season-ending concussion on Feb. 1 vs. Chicago and appeared in only 22 games on the season.


# 1997-98 GAME-BY-GAME



GAME	DATE	OPPONENT	RESULT	RECORD/PTS.	DUCKS GOALS (BY #)	ANA. GOALTENDER(S)	ATTENDANCE
1	10/3	@ VANCOUVER (JAPAN)	2-3 L	0-1-0/0	48, 11	HEBERT	10,500
2	10/4	VANCOUVER (JAPAN)	3-2 W	1-1-0/2	8, 17, 36	SHTALENKOV	10,500
3	10/10	OTTAWA	1-1 T (OT)	1-1-1/3	21+	HEBERT	^17,174
4	10/13	BOSTON	0-3 L	1-2-1/3	NONE	HEBERT	16,486
5	10/15	PHILADELPHIA	2-2 T (OT)	1-2-2/4	16, 17+	SHTALENKOV	17,121
6	10/17	EDMONTON	2-1 W	2-2-2/6	29, 15	HEBERT	16,565
7	10/19	N.Y. ISLANDERS	2-5 L	2-3-2/6	15, 21	HEBERT, SHTALENKOV	17,112
8	10/21	@ PHOENIX	4-3 W	3-3-2/8	12, 8, 13, 10	SHTALENKOV	13,779
9	10/22	DETROIT*	1-4 L	3-4-2/8	8	HEBERT	17,053
10	10/25	@ N.Y. ISLANDERS	4-2 W	4-4-2/10	17, 15, 8, 48*	SHTALENKOV	14,523
11	10/26	@ N.Y. RANGERS	3-3 T (OT)	4-4-3/11	8, 8, 8+	HEBERT	18,200
12	10/28	@ TORONTO	2-2 T (OT)	4-4-4/12	21, 8+	SHTALENKOV	15,707
13	10/30	@ BOSTON	3-0 W	5-4-4/14	8, 10, 8	HEBERT	13,153
14	11/2	@ DETROIT	3-4 L	5-5-4/14	8, 20, 15	SHTALENKOV	19,983
15	11/5	TAMPA BAY	5-2 W	6-5-4/16	13, 13, 8, 17, 8	HEBERT	17,067
16	11/7	@ CALGARY	4-3 W (OT)	7-5-4/18	8, 24, 48, 48	HEBERT	16,487
17	11/8	@ VANCOUVER	3-2 W	8-5-4/20	48, 24, 8	SHTALENKOV	18,422
18	11/10	SAN JOSE	4-6 L	8-6-4/20	8, 8, 8, 23	HEBERT	^17,174
19	11/12	MONTREAL	3-4 L (OT)	8-7-4/20	12, 14*, 24	HEBERT	^17,174
20	11/14	VANCOUVER	3-3 T (OT)	8-7-5/21	8, 8, 13*	SHTALENKOV	^17,174
21	11/16	DALLAS	0-4 L	8-8-5/21	NONE	SHTALENKOV	^17,174
22	11/18	@ SAN JOSE	2-4 L	8-9-5/21	20, 12	HEBERT	16,645
23	11/19	CHICAGO	0-4 L	8-10-5/21	NONE	HEBERT	16,641
24	11/22	@ ST. LOUIS	2-0 W	9-10-5/23	40, 19	HEBERT	20,184
25	11/24	@ DALLAS	0-5 L	9-11-5/23	NONE	HEBERT, SHTALENKOV	15,851
26	11/26	NEW JERSEY	2-0 W	10-11-5/25	18, 20\$	HEBERT	^17,174
27	11/28	@ EDMONTON	3-1 W	11-11-5/27	8, 14*, 40	HEBERT	17,099
28	11/29	@ CALGARY	2-3 L (OT)	11-12-5/27	8, 8	SHTALENKOV	18,334
29	12/2	@ TORONTO	3-3 T (OT)	11-12-6/28	17, 14, 24+	HEBERT	15,620
30	12/3	@ BUFFALO	0-4 L	11-13-6/28	NONE	HEBERT	11,654
31	12/6	@ PITTSBURGH	2-5 L	11-14-6/28	8, 17*	HEBERT	15,216
32	12/10	PITTSBURGH	0-3 L	11-15-6/28	NONE	SHTALENKOV	17,036
33	12/12	WASHINGTON	6-4 W	12-15-6/30	8, 20, 36, 9, 8, 9\$	HEBERT	^17,174
34	12/17	TORONTO	2-6 L	12-16-6/30	40, 9	HEBERT	16,807
35	12/19	PHOENIX	2-6 L	12-17-6/30	9, 14	SHTALENKOV, HEBERT	16,560
36	12/21	SAN JOSE	2-4 L	12-18-6/30	8, 8	HEBERT	^17,174
37	12/22	CALGARY	5-1 W	13-18-6/32	8, 12, 8, 19, 15	SHTALENKOV	16,975
38	12/27	@ ST. LOUIS	5-5 T (OT)	13-18-7/33	8, 16, 16, 9, 48	SHTALENKOV, HEBERT	20,381
39	12/28	@ CHICAGO	0-2 L	13-19-7/33	NONE	HEBERT	21,266
40	12/30	@ CAROLINA	1-2 L	13-20-7/33	8	HEBERT	8,309
41	1/1	@ WASHINGTON	2-3 L	13-21-7/33	7, 18	HEBERT	19,011
42	1/3	@ TAMPA BAY	4-1 W	14-21-7/35	18, 9, 14, 20	HEBERT	14,221
43	1/4	@ FLORIDA	3-3 T (OT)	14-21-8/36	9, 20*, 8+	HEBERT	14,703
44	1/7	BUFFALO	2-3 L	14-22-8/36	9, 13	HEBERT/SHTALENKOV	17,049
45	1/9	EDMONTON	1-5 L	14-23-8/36	14	HEBERT	^17,174
46	1/11	DALLAS	2-1 W (OT)	15-23-8/38	19, 14	HEBERT	17,154
47	1/12	@ LOS ANGELES	2-3 L (OT)	15-24-8/38	18, 9	HEBERT	16,005
48	1/14	COLORADO	0-2 L	15-25-8/38	NONE	HEBERT	^17,174
49	1/21	FLORIDA	8-3 W	16-25-8/40	9, 14, 9, 8, 9, 45, 16, 8	HEBERT	17,001
50	1/22	@ COLORADO	4-3 W	17-25-8/42	20, 16, 15, 9	SHTALENKOV	16,061
51	1/24	LOS ANGELES	3-3 T (OT)	17-25-9/43	8, 20, 9+	HEBERT	^17,174
52	1/27	@ SAN JOSE	2-4 L	17-26-9/43	8, 9	SHTALENKOV	16,878
53	1/28	CALGARY	2-5 L	17-27-9/43	10, 48	HEBERT	16,758
54	2/1	CHICAGO	4-3 W (OT)	18-27-9/45	9, 9, 8, 8	HEBERT	^17,174
55	2/4	NY RANGERS	3-2 W	19-27-9/47	20, 8, 8	HEBERT	^17,174
56	2/7	LOS ANGELES	2-5 L	19-28-9/47	39, 45	HEBERT	^17,174
57	2/25	@ VANCOUVER	2-5 L	19-29-9/47	33, 52	HEBERT	18,422
58	2/27	@ EDMONTON	4-0 W	20-29-9/49	20, 20, 23, 6*\$	SHTALENKOV	17,099
59	3/1	ST. LOUIS	2-6 L	20-30-9/49	45, 48	SHTALENKOV/HEBERT	^17,174
60	3/4	DETROIT	0-2 L	20-31-9/49	NONE	SHTALENKOV	^17,174
61	3/6	SAN JOSE	0-3 L	20-32-9/49	NONE	HEBERT	^17,174
62	3/8	CAROLINA	1-3 L	20-33-9/49	24	HEBERT/SHTALENKOV	^17,174
63	3/9	@ LOS ANGELES	3-4 L (OT)	20-34-9/49	48*, 20, 8	SHTALENKOV	12,671
64	3/11	TORONTO	1-3 L	20-35-9/49	8	SHTALENKOV	^17,174
65	3/13	@ DALLAS	3-6 L	20-36-9/49	29, 45, 10	SHTALENKOV/ASKEY	16,928
66	3/15	COLORADO	5-3 W	21-36-9/51	29, 17, 45, 10, 8\$	SHTALENKOV	^17,174
67	3/18	@ NEW JERSEY	0-3 L	21-37-9/51	NONE	SHTALENKOV	19,040
68	3/19	@ PHILADELPHIA	3-3 T (OT)	21-37-10/52	48, 8, 29+	SHTALENKOV	19,670
69	3/21	@ MONTREAL	5-4 W	22-37-10/54	29, 8, 48, 17, 8	SHTALENKOV	21,273
70	3/22	@ OTTAWA	5-2 W	23-37-10/56	29, 8, 20, 8, 8\$	SHTALENKOV	17,177
71	3/25	@ CHICAGO	3-2 W	24-37-10/58	10, 48, 8	SHTALENKOV	18,438
72	3/26	@ DETROIT	3-3 T (OT)	24-37-11/59	39, 46, 7+	SHTALENKOV	19,983
73	3/28	@ COLORADO	3-5 L	24-38-11/59	10, 29, 23	SHTALENKOV/ASKEY	16,061
74	4/1	PHOENIX	1-5 L	24-39-11/59	20	SHTALENKOV/ASKEY	^17,174
75	4/3	@ PHOENIX	3-6 L	24-40-11/59	20, 10, 20	SHTALENKOV	16,210
76	4/5	CALGARY	3-3 T (OT)	24-40-12/60	8, 39, 39+	ASKEY	^17,174
77	4/8	EDMONTON	4-2 W	25-40-12/62	17, 10, 20, 8\$	SHTALENKOV	^17,174
78	4/9	@ SAN JOSE	2-5 L	25-41-12/62	10, 13	SHTALENKOV/ASKEY	17,483
79	4/13	COLORADO	2-2 T (OT)	25-41-13/63	22, 29+	ASKEY	^17,174
80	4/15	@ EDMONTON	3-5 L	25-42-13/63	45, 10, 29	SHTALENKOV	17,099
81	4/18	@ LOS ANGELES	4-1 W	26-42-13/65	7, 38, 29, 10	SHTALENKOV	16,005
82	4/19	ST. LOUIS	3-5 L	26-43-13/65	38, 39, 19	ASKEY	^17,174

GOAL KEY: UNDERLINE = POWER PLAY GOAL, \* = SHORTHANDED GOAL, BOLD = GAME-WINNING GOAL, + = GAME-TYING GOAL, \$ = EMPTY NET GOAL, ITALIC = PENALTY SHOT GOAL, \* = SELLOUT AT THE ARROWHEAD POND OF ANAHEIM. WHEN TWO GOALTENDERS PLAY IN ONE GAME, ALL CAPS RECEIVED DECISION.X

# 1996-97 MIGHTY DUCKS OF ANAHEIM



**Front Row (sitting) L-R:** Mikhail Shtalenkov, Head Coach Ron Wilson, Assistant General Manager David McNab, President Tony Tavares, Alternate Captain Bobby Dollas, Captain Paul Kariya, Alternate Captain Teemu Selanne, Vice President/General Manager Jack Ferreira, Vice President of Business Affairs Kevin Gilmore, Milos Holan, Guy Hebert. **Second Row L-R:** Head Athletic Trainer/Physical Therapist Paddy Jarit, Equipment Manager Mark O'Neill, Assistant Coach Walt Kyle, J.J. Daigneault, Ken Baumgartner, Jari Kurri, Brian Bellows, Joe Sacco, Assistant Coach Tim Army, Goaltending Consultant Francois Allaire, Assistant Equipment Manager John Allaway. **Third Row L-R:** Massage Therapist Dan Garcia, Warren Rychel, Dmitri Mironov, Steve Rucchin, Mark Janssens, Ted Drury, David Karpa, Kevin Todd, Strength & Conditioning Coach Dana White. **Top Row L-R:** Richard Park, Darren Van Impe, Sean Pronger, Shawn Antoski, Jason Marshall, Dan Trebil, J.F. Jomphe, Peter LeBoutillier.

## POSTSEASON NOTES IN PLAYOFF SECTION

### 1996-97 SEASON:

**Final Record: 36-33-13, 85 points** (second, Pacific)...the club's first-ever winning season, earning the number four seed in the Western Conference playoffs and ninth-best record in the NHL...set a new club-record for points, overall wins, and home wins (23) in a season...had best record in West from Feb. 22-end of the season and the third-best record from Nov. 1-end of the season...home record was 23-12-6; road record was 13-21-7...Anaheim lost just three of its last 23 games, going 13-3-7 in that span, including a club-record 12-game unbeaten streak (7-0-5) from Feb. 22-Mar. 19...the Ducks finished 14-4-7 in their final 25 games, 16-6-7 in their last 29, and 22-12-8 in their last 42...had a franchise-record 14-game unbeaten streak (10-0-4) from Feb. 12-Apr. 9...Kariya/Selanne averaged a combined 1.41 points-per game, second in the league among tandems...Kariya and Selanne rank 1st and 2nd, respectively, in goals scored from Jan. 10-end of the season with 32 and 28. The 60 goals are

46.5% of Anaheim's 129 in those 41 games...**Paul Kariya, Teemu Selanne** and **Guy Hebert** were named to the All-Star Game...Kariya wins Lady Byng Trophy for the second consecutive year...Kariya and Selanne each are named First Team NHL All-Stars...NHL leaders included Guy Hebert - 3rd in saves (1961), 4th in shots (2133), 5th in SV%, 5th in games (67), 6th in minutes (3863), 9th in wins (29); Paul Kariya - 1st in GWG's (10), 1st in shots (340), 3rd in PPG's (15), 3rd in points (99), 6th in PP pts. (34), 9th in goals (44), 12th in assists (55); Teemu Selanne - 2nd in points (109), 2nd in goals (51), 5th in GWG's (8), 5th in shooting pct. (18.7%), 8th in PP pts. (32), 9th in assists (58)...finished 56-333 on the power play (16.8%); 62-336 on the penalty kill (81.5%).

# 1996-97 GAME-BY-GAME



GAME	DATE	OPPONENT	RESULT	RECORD/PTS.	DUCKS GOALS (BY #)	ANA. GOALTENDER(S)	ATTENDANCE
1	10/5	@TORONTO	1-4 L	0-1-0/0		17 HEBERT	15,746
2	10/7	@MONTREAL	6-6 T (OT)	0-1-1/1	4, 17, 21, 8, 11, 2+	HEBERT	20,306
3	10/9	@CHICAGO	2-0 W	1-1-1/3	8*, 32\$	SHTALENKOV	17,795
4	10/10	@COLORADO	6-6 T (OT)	1-1-2/4	13, 17, 21, 8, 16, 8+	HEBERT	16,061
5	10/12	@PHOENIX	2-4 L	1-2-2/4		14, 10 SHTALENKOV	14,492
6	10/16	PHILADELPHIA	3-4 L	1-3-2/4		12, 16, 8 HEBERT	^17,174
7	10/18	SAN JOSE	1-4 L	1-4-2/4		13 HEBERT	^17,174
8	10/20	BOSTON	1-5 L	1-5-2/4		10 SHTALENKOV/HEBERT	^17,174
9	10/22	@PHILADELPHIA	0-3 L	1-6-2/4		NONE HEBERT/SHTALENKOV	18,812
10	10/24	@HARTFORD	1-4 L	1-7-2/4		8 HEBERT	12,328
11	10/27	CALGARY	1-4 L	1-8-2/4		12 HEBERT/SHTALENKOV	16,592
12	10/30	VANCOUVER	3-6 L	1-9-2/4		4, 16*, 10 SHTALENKOV	16,232
13	11/1	SAN JOSE	4-3 W	2-9-2/6		16, 8, 8, 8 HEBERT	17,112
14	11/3	COLORADO	1-1 T (OT)	2-9-3/7		10 HEBERT	17,025
15	11/6	MONTREAL	5-6 L	2-10-3/7		12, 18, 16, 9, 9 HEBERT	15,935
16	11/8	LOS ANGELES	7-4 W	3-10-3/9		14, 20, 8, 16, 9, 18, 18\$ SHTALENKOV	^17,174
17	11/11	DALLAS	2-3 L	3-11-3/9		9, 32 SHTALENKOV	16,072
18	11/13	TORONTO	3-2 W	4-11-3/11		12, 18, 17 SHTALENKOV	16,342
19	11/15	@DALLAS	3-4 L	4-12-3/11		46, 14, 8 HEBERT	16,217
20	11/17	@ST. LOUIS	2-4 L	4-13-3/11		20, 10 SHTALENKOV	14,853
21	11/20	NY ISLANDERS	2-2 T (OT)	4-13-4/12		12, 8 HEBERT	16,597
22	11/23	@SAN JOSE	3-0 W	5-13-4/14		9, 9, 16 HEBERT	17,442
23	11/24	DETROIT	3-1 W	6-13-4/16		8, 18, 29 HEBERT	^17,174
24	11/27	ST. LOUIS	2-3 L	6-14-4/16		20, 17 HEBERT	16,419
25	11/29	CHICAGO	2-0 W	7-14-4/18		9, 20 HEBERT	^17,174
26	12/1	EDMONTON	4-2 W	8-14-4/20		9, 14, 12, 9\$ HEBERT	16,735
27	12/4	TAMPA BAY	3-1 W	9-14-4/22		20, 8, 8\$ HEBERT	15,838
28	12/6	@BUFFALO	1-1 T (OT)	9-14-5/23		46 HEBERT	16,416
29	12/7	@PITTSBURGH	3-5 L	9-15-5/23		8, 15, 15 SHTALENKOV	16,326
30	12/9	@BOSTON	5-2 W	10-15-5/25		14, 20, 13, 8, 23 HEBERT/SHTALENKOV	15,101
31	12/11	PITTSBURGH	3-7 L	10-16-5/25		9, 17, 23 SHTALENKOV/O'NEILL	^17,174
32	12/13	WASHINGTON	5-4 W	11-16-5/27		15, 15, 46, 46, 2 SHTALENKOV	^17,174
33	12/20	CALGARY	7-0 W	12-16-5/29		9*, 14, 14*, 20*, 15, 9, 8 HEBERT	17,084
34	12/23	PHOENIX	1-2 L	12-17-5/29		16 HEBERT	^17,174
35	12/27	@N.Y. RANGERS	2-3 L	12-18-5/29		13, 8 HEBERT	18,200
36	12/28	@NEW JERSEY	3-5 L	12-19-5/29		13, 46*, 18 HEBERT	19,040
37	12/30	@OTTAWA	4-3 W (OT)	13-19-5/31		17, 8, 14, 20 HEBERT	17,605
38	1/1	@FLORIDA	3-0 W	14-19-5/33		23, 46, 15 HEBERT	14,703
39	1/3	@TAMPA BAY	2-3 L	14-20-5/33		8, 46 HEBERT	17,769
40	1/6	VANCOUVER	1-5 L	14-21-5/33		8 HEBERT	17,012
41	1/8	FLORIDA	3-2 W	15-21-5/35		8, 20, 16 HEBERT	^17,174
42	1/10	BUFFALO	5-2 W	16-21-5/37		23, 9*, 9, 8, 9 HEBERT	^17,174
43	1/12	@VANCOUVER	3-2 W	17-21-5/39		23, 8, 9 HEBERT	18,105
44	1/15	@CALGARY	1-2 L	17-22-5/39		20 HEBERT	16,207
45	1/22	NEW JERSEY	3-1 W	18-22-5/41		8, 17, 9 HEBERT	^17, 174
46	1/23	@PHOENIX	3-6 L	18-23-5/41		9, 9, 9 HEBERT/SHTALENKOV	15,177
47	1/25	@LOS ANGELES	2-2 T (OT)	18-23-6/42		20, 54 HEBERT	16,005
48	1/27	@ST. LOUIS	4-1 W	19-23-6/44		8, 15, 8, 54 HEBERT	16,267
49	1/29	@DALLAS	1-3 L	19-24-6/44		52 HEBERT	15,118
50	1/31	HARTFORD	6-3 W	20-24-6/46		9, 23, 8, 54, 54, 20 HEBERT	^17,174
51	2/2	COLORADO	2-5 L	20-25-6/46		29, 9 HEBERT	^17,174
52	2/4	@N.Y. ISLANDERS	3-4 L	20-26-6/46		28, 9, 14 SHTALENKOV	13,134
53	2/5	@TORONTO	2-4 L	20-27-6/46		9, 8 HEBERT	15,726
54	2/8	@EDMONTON	2-1 W (OT)	21-27-6/48		2, 8 HEBERT	16,743
55	2/9	@CALGARY	1-6 L	21-28-6/48		8 HEBERT/SHTALENKOV	16,219
56	2/12	TORONTO	5-2 W	22-28-6/50		15, 10, 9, 17, 23 HEBERT	^17,174
57	2/15	@VANCOUVER	2-4 L	22-29-6/50		8, 9 HEBERT	18,422
58	2/17	EDMONTON	5-1 W	23-29-6/52		34, 14, 9*, 8, 20 HEBERT	^17,174
59	2/20	@LOS ANGELES	1-3 L	23-30-6/52		18 HEBERT	12,184
60	2/22	PHOENIX	4-2 W	24-30-6/54		8, 20, 14, 9 HEBERT	^17,174
61	2/23	VANCOUVER	5-2 W	25-30-6/56		17, 9, 8, 12, 9\$ HEBERT	^17,174
62	2/26	EDMONTON	3-3 T (OT)	25-30-7/57		29, 2, 54+ HEBERT	^17,174
63	2/28	@WASHINGTON	4-1 W	26-30-7/59		9, 8, 16, 15\$ HEBERT	18,130
64	3/2	@DETROIT	1-1 T (OT)	26-30-8/60		13+ HEBERT	19,983
65	3/5	OTTAWA	4-1 W	27-30-8/62		8, 8, 23, 9\$ HEBERT	^17,174
66	3/7	N.Y. RANGERS	5-2 W	28-30-8/64		8, 13, 13, 9, 8\$ HEBERT	^17,174
67	3/9	@COLORADO	2-2 T (OT)	28-30-9/65		9, 8+ HEBERT	16,061
68	3/12	DETROIT	2-1 W	29-30-9/67		8, 17 HEBERT	^17,174
69	3/14	ST. LOUIS	4-4 T (OT)	29-30-10/68		15, 23, 23, 20 HEBERT	^17,174
70	3/16	CALGARY	2-2 T (OT)	29-30-11/69		14, 54 HEBERT	^17,174
71	3/19	LOS ANGELES	6-2 W	30-30-11/71		13, 15, 8, 32, 29, 8 HEBERT	^17,174
72	3/21	@COLORADO	3-4 L	30-31-11/71		9, 9, 8 HEBERT	16,061
73	3/23	@EDMONTON	4-1 W	31-31-11/73		8, 9, 54, 33 HEBERT/SHTALENKOV	17,099
74	3/25	@CALGARY	2-3 L	31-32-11/73		9, 17 HEBERT	17,118
75	3/26	@VANCOUVER	3-5 L	31-33-11/73		23, 20, 23 HEBERT/SHTALENKOV	16,050
76	3/28	@CHICAGO	4-3 W	32-33-11/75		9, 36, 23, 27 SHTALENKOV	21,941
78	3/30	@DETROIT	1-0 W (OT)	33-33-11/77		20 SHTALENKOV	19,983
77	4/1	CHICAGO	3-3 T (OT)	33-33-12/78		36, 9, 20 SHTALENKOV	^17,174
79	4/2	@SAN JOSE	5-5 T (OT)	33-33-13/79		9, 17, 23, 34, 8 HEBERT	17,442
80	4/4	DALLAS	3-2 W	34-33-13/81		20, 8, 9 SHTALENKOV	^17,174
81	4/9	LOS ANGELES	4-1 W	35-33-13/83		15, 33, 23, 8\$ HEBERT	^17,174
82	4/11	@SAN JOSE	4-3 W	36-33-13/85		8, 34, 9, 9 HEBERT	17,442

GOAL KEY: UNDERLINE = POWER PLAY GOAL, \* = SHORTHANDED GOAL, BOLD = GAME-WINNING GOAL, +- = GAME-TYING GOAL, \$ = EMPTY NET GOAL, ^ = SELLOUT AT THE ARROWHEAD POND OF ANAHEIM. WHEN TWO GOALTENDERS PLAY IN ONE GAME, ALL CAPS RECEIVED DECISION.

# 1995-96 MIGHTY DUCKS OF ANAHEIM



**Front Row (sitting) L-R:** Mikhail Shtalenkov, Head Coach Ron Wilson, Assistant General Manager David McNab, President Tony Tavares, Governor Michael Eisner, Vice President/General Manager Jack Ferreira, Vice President of Hockey Operations Kevin Gilmore, Captain Randy Ladouceur, Guy Hebert. **Second Row L-R:** Equipment Manager Mark O'Neill, Assistant Equipment Manager John Alloway, Alternate Captain Paul Kariya, Alternate Captain Bobby Dollas, Alternate Captain Todd Ewen, Assistant Coach Al Sims, Assistant Coach Tim Army, Head Athletic Trainer/Physical Therapist Paddy Jarit. **Third Row L-R:** Anatoli Semenov, David Karpa, Peter Douris, Teemu Selanne, Shaun Van Allen, Fredrik Olausson, Ken Baumgartner, Garry Valk, Joe Sacco. **Top Row L-R:** Valeri Karpov, J.F. Jomphe, Jason York, Roman Oksiuta, Steve Rucchin, Jason Marshall, Alex Hicks, Darren Van Impe. Not Pictured: Milos Holan.

## 1995-96 SEASON:

**Final Record: 35-39-8, 78 points** (fourth, Pacific)...nearly qualified for a Western Conference playoff spot (the Ducks actually finished tied-for-8th in the conference with Winnipeg, but lost the tie breaker because the Jets had more wins)...Anaheim's 35 wins and 78 points marked new club records for one season...the Mighty Ducks finished out the season strong, going 6-1-1 in their last eight games and 12-3-2 in their last 17 games...the Ducks did a lot of their late-season damage at home, going 11-1-2 in their last 14 home games...Anaheim also had a 15-6-3 record in the last 24 contests and a 17-8-3 record in the last 28...the Ducks went 33-31-8 over the last 72 games after starting the season 2-8-0...the Mighty Ducks' home record was 22-15-4 (22 home wins was a franchise record for one season)...Anaheim ended the season with a club-record nine-game home unbeaten streak (8-0-1)...the Ducks went 11-1-2 in their last 14 at the Arrowhead Pond and 13-5-3 in their last 21...road record was 13-23-4...Anaheim had one of the best records in the NHL since March 1 (12-4-3); the second-best in the Western Conference...the Mighty Ducks earned 34.6% of their points on the season in the team's 19 games after March 1...**Paul Kariya** became the first Mighty Duck to make First Team NHL All Star, earning a spot on the 1995-96 squad at left wing. He also won the Lady Byng Trophy for the first time in his career...Here are a few facts of how Anaheim's acquisition of **Teemu Selanne** affected the Mighty Ducks...after Feb. 7, the day the trade went down: Anaheim earned a record

of 17-9-3 (11-1-2 at home, 6-8-1 on the road)...the team earned club-records in overall winning streak (six games, Mar. 8-22), home winning streak (five games, Mar. 8-Apr. 3), home unbeaten streak (Mar. 8-Apr. 14, 8-0-1) and overall unbeaten streak (seven games, 6-0-1, Mar. 10-24)...the Ducks' power play went 29-145 for a .200 success rate (team had only gone 31-281 for .110 before trade)...Anaheim had three hat tricks (two by Selanne, one by **Garry Valk**). The Ducks had only one in their history before the arrival of Selanne (Terry Yake - Oct. 19, 1993 @ NYR)...Selanne's offensive numbers with Anaheim were 16-20=36 points in 28 appearances (1.29 points-per-game)...Paul Kariya's offensive numbers were 21-23=44 points in 29 appearances (1.52 points-per-game) after Selanne joined Anaheim...The Mighty Ducks were one of only three NHL clubs (also Colorado and Pittsburgh) to finish with two players in the top eight scoring leaders in 1995-96 (Paul Kariya, 50-58=108 pts. and Teemu Selanne, 40-68=108 pts.)...Anaheim was one of only eight teams in the NHL with a .900-plus team save percentage (.906) and a team goals-against-average (GAA) below 3.00 (2.97)...Anaheim finished tied-for-fifth in the league in save percentage and 10th in the league in GAA...Anaheim goaltending combined for a .952 save percentage and 2.08 GAA in 19 games from March 1 to the end of the season...Individually, **Guy Hebert** finished fourth in the league in save percentage with .914 on the season and tied-for-fifth in the league in shutouts with four (three of which came in his last 14 games).



# 1995-96 GAME-BY-GAME



GAME	DATE	OPPONENT	RESULT	RECORD/P.TS.	DUCKS GOALS (BY #)	ANA. GOALTENDER(S)	ATTENDANCE
1	10/9	@ WINNIPEG	3-4 L	0-1-0/0	9, 26, 20	HEBERT	7,856
2	10/11	@ HARTFORD	2-3 L	0-2-0/0	9, 9	HEBERT	8,635
3	10/13	@ BUFFALO	4-1 W	1-2-0/2	9, 16, 20, 20	SHTALENKOV	16,087
4	10/14	@ PITTSBURGH	2-5 L	1-3-0/2	20, 11	HEBERT	15,809
5	10/18	VANCOUVER	1-5 L	1-4-0/2	9	SHTALENKOV	^17,174
6	10/20	PHILADELPHIA	2-4 L	1-5-0/2	3, 18	HEBERT	^17,174
7	10/22	WINNIPEG	6-2 W	2-5-0/4	16, 9, 8, 18, 25*	HEBERT	17,003
8	10/23	@ COLORADO	1-3 L	2-6-0/4	26	HEBERT/SHTALENKOV	16,061
9	10/26	@ DALLAS	2-5 L	2-7-0/4	2, 9	SHTALENKOV	13,671
10	10/27	@ ST. LOUIS	2-4 L	2-8-0/4	25, 21	HEBERT	17,384
11	10/29	CALGARY	7-2 W	3-8-0/6	22, 9, 16, 9, 16, 21, 22	HEBERT	17,060
12	11/1	ST. LOUIS	3-0 W	4-8-0/8	36, 25, 9	HEBERT	16,642
13	11/3	N.Y. RANGERS	7-4 W	5-8-0/10	19, 20, 14, 21, 20, 26, 22	HEBERT	^17,174
14	11/5	NEW JERSEY	6-1 W	6-8-0/12	9, 22, 18*, 10, 26, 8	HEBERT	^17,174
15	11/7	@ TORONTO	3-6 L	6-9-0/12	26, 19, 14	HEBERT	15,673
16	11/8	@ MONTREAL	3-2 W (OT)	7-9-0/14	26, 10, 9	HEBERT	16,524
17	11/11	@ OTTAWA	3-2 W	8-9-0/16	26, 10, 17	HEBERT	8,988
18	11/13	LOS ANGELES	2-4 L	8-10-0/16	21, 9	HEBERT	^17,174
19	11/15	COLORADO	7-3 W	9-10-0/18	9, 9, 32, 19, 25, 20, 32	SHTALENKOV	^17,174
20	11/17	NY ISLANDERS	2-1 W (OT)	10-10-0/20	20, 21, 16	HEBERT	^17,174
21	11/19	FLORIDA	3-4 L	10-11-0/20	20, 14, 16	HEBERT	^17,174
22	11/21	@ CALGARY	3-2 W	11-11-0/22	10, 26, 20	HEBERT	17,584
23	11/22	@ EDMONTON	0-2 L	11-12-0/22	NONE	SHTALENKOV	9,052
24	11/24	CHICAGO	4-5 L (OT)	11-13-0/22	19, 26, 20, 20	HEBERT	^17,174
25	11/29	WASHINGTON	2-2 T (OT)	11-13-1/23	8, 9*	SHTALENKOV	^17,174
26	12/1	@ DETROIT	2-5 L	11-14-1/23	15, 8	SHTALENKOV	19,881
27	12/2	@ TORONTO	4-4 T (OT)	11-14-2/24	7, 9, 8, 9	SHTALENKOV	15,746
28	12/4	@ N.Y. RANGERS	1-5 L	11-15-2/24	26	SHTALENKOV	18,200
29	12/6	@ TAMPA BAY	1-2 L	11-16-2/24	7	HEBERT	17,260
30	12/7	@ FLORIDA	3-3 T (OT)	11-16-3/25	9*, 25, 25*	HEBERT	12,142
31	12/10	EDMONTON	1-3 L	11-17-3/25	26	SHTALENKOV	^17,174
32	12/13	PITTSBURGH	6-3 W	12-17-3/27	25, 9, 12, 9, 14, 18	SHTALENKOV	^17,174
33	12/15	OTTAWA	4-2 W	13-17-3/29	9, 10, 2, 25*	SHTALENKOV	^17,174
34	12/17	TORONTO	2-3 L (OT)	13-18-3/29	10, 32	SHTALENKOV	^17,174
35	12/19	SAN JOSE	4-7 L	13-19-3/29	21, 16, 5, 2	HEBERT/SHTALENKOV	^17,174
36	12/20	DETROIT	1-6 L	13-20-3/29	16	HEBERT	^17,174
37	12/22	VANCOUVER	2-6 L	13-21-3/29	36, 9	SHTALENKOV/HEBERT	^17,174
38	12/27	@ LOS ANGELES	1-7 L	13-22-3/29	3	SHTALENKOV/HEBERT	16,005
39	12/29	SAN JOSE	4-2 W	14-22-3/31	32, 19, 18, 18	HEBERT	^17,174
40	12/31	LOS ANGELES	2-2 T (OT)	14-22-4/32	17, 14	HEBERT	^17,174
41	1/5	@ CALGARY	3-1 W	15-22-4/34	32, 24, 32	HEBERT	16,821
42	1/7	@ EDMONTON	1-3 L	15-23-4/34	25	HEBERT	9,456
43	1/9	@ PHILADELPHIA	2-2 T (OT)	15-23-5/35	24, 9	HEBERT	17,980
44	1/11	@ BOSTON	2-7 L	15-24-5/35	36, 10	HEBERT/SHTALENKOV	17,332
45	1/12	@ CHICAGO	0-3 L	15-25-5/35	NONE	HEBERT	21,555
46	1/14	@ WINNIPEG	6-4 W	16-25-5/37	12, 18, 9, 22, 14, 22	HEBERT	10,661
47	1/17	CALGARY	1-4 L	16-26-5/37	12	HEBERT/SHTALENKOV	^17,174
48	1/24	@ VANCOUVER	2-1 W (OT)	17-26-5/39	2, 32	HEBERT	16,825
49	1/27	@ LOS ANGELES	4-5 L	17-27-5/39	11, 9, 20, 22	HEBERT	15,629
50	1/31	COLORADO	2-1 W	18-27-5/41	17*, 9	HEBERT	^17,174
51	2/2	HARTFORD	3-4 L	18-28-5/41	14, 20, 11	HEBERT	^17,174
52	2/4	CHICAGO	1-4 L	18-29-5/41	9	HEBERT	^17,174
53	2/7	TORONTO	1-2 L	18-30-5/41	9	SHTALENKOV	^17,174
54	2/10	@ N.Y. ISLANDERS	3-4 L	18-31-5/41	8, 21, 3	SHTALENKOV	14,329
55	2/11	@ NEW JERSEY	4-2 W	19-31-5/43	36, 12, 9, 8	HEBERT	17,690
56	2/14	@ EDMONTON	2-3 L	19-32-5/43	29, 46	HEBERT	10,342
57	2/15	@ VANCOUVER	3-5 L	19-33-5/43	4, 8, 8	HEBERT/SHTALENKOV	16,367
58	2/17	@ LOS ANGELES	2-1 W (OT)	20-33-5/45	4, 9	SHTALENKOV	16,005
59	2/21	BOSTON	4-3 W (OT)	21-33-5/47	9, 9, 32, 32	SHTALENKOV	^17,174
60	2/23	@ CALGARY	2-3 L	21-34-5/47	11, 9	SHTALENKOV	17,516
61	2/25	SAN JOSE	4-3 W	22-34-5/49	8, 8, 8, 26	HEBERT	^17,174
62	2/26	@ COLORADO	2-3 L	22-35-5/49	14*, 8	SHTALENKOV	16,061
63	2/28	MONTREAL	5-2 W	23-35-5/51	20, 9, 26, 2*, 9	SHTALENKOV	^17,174
64	3/3	TAMPA BAY	2-2 T (OT)	23-35-6/52	9, 14*	SHTALENKOV	^17,174
65	3/5	DALLAS	1-3 L	23-36-6/52	8	SHTALENKOV	^17,174
66	3/8	BUFFALO	3-2 W (OT)	24-36-6/54	20, 2, 9	HEBERT	^17,174
67	3/10	LOS ANGELES	3-2 W	25-36-6/56	14*, 9, 9	HEBERT	^17,174
68	3/13	COLORADO	4-0 W	26-36-6/58	11, 11, 18, 20*	HEBERT	^17,174
69	3/17	ST. LOUIS	5-1 W	27-36-6/60	8, 8, 2, 8, 21	HEBERT	^17,174
70	3/19	@ WASHINGTON	2-1 W	28-36-6/62	11, 20	HEBERT	15,212
71	3/22	@ ST. LOUIS	6-1 W	29-36-6/64	9, 18, 18, 18, 9, 28	HEBERT	20,760
72	3/24	@ CHICAGO	2-2 T (OT)	29-36-7/65	14, 32*	HEBERT	21,633
73	3/25	@ DETROIT	1-5 L	29-37-7/65	93	HEBERT/SHTALENKOV	19,983
74	3/28	@ DALLAS	1-3 L	29-38-7/65	28	HEBERT	15,989
75	3/31	@ SAN JOSE	4-2 W	30-38-7/67	14, 8, 9, 11	HEBERT	17,190
76	4/3	EDMONTON	1-0 W	31-38-7/69	9	HEBERT	^17,174
77	4/5	DETROIT	2-2 T (OT)	31-38-8/70	28, 9	HEBERT	^17,174
78	4/7	@ SAN JOSE	5-3 W	32-38-8/72	28, 8, 9, 48, 11	HEBERT	17,190
79	4/8	VANCOUVER	2-0 W	33-38-8/74	20, 28	HEBERT	^17,174
80	4/10	@ COLORADO	3-7 L	33-39-8/74	9*, 2, 9	HEBERT	16,061
81	4/12	DALLAS	5-3 W	34-39-8/76	28, 20, 8, 14, 8	HEBERT	^17,174
82	4/14	WINNIPEG	5-2 W	35-39-8/78	28, 46, 22, 9, 9	HEBERT	^17,174

GOAL KEY: UNDERLINE = POWER PLAY GOAL, \* = SHORTHANDED GOAL, BOLD = GAME-WINNING GOAL, + = GAME-TYING GOAL, \$ = EMPTY NET GOAL, ^ = SELLOUT AT THE ARROWHEAD POND. WHEN TWO GOALTENDERS PLAY IN ONE GAME, ALL CAPS RECEIVED DECISION.

# 1994-95 MIGHTY DUCKS OF ANAHEIM



**Front Row (sitting) L-R:** Mikhail Shtalenkov, Head Coach Ron Wilson, Assistant General Manager Pierre Gauthier, President Tony Tavares, Governor Michael Eisner, Vice President/General Manager Jack Ferreira, Vice President of Hockey Operations Kevin Gilmore, Captain Randy Ladouceur, Guy Hebert. **Second Row L-R:** Trainer Blynn DeNiro, Equipment Manager Mark O'Neill, Assistant Coach Al Sims, Tom Kurvers, Bobby Dollas, Alternate Captain Todd Ewen, Alternate Captain Bob Corkum, Jim Thomson, Assistant Coach Tim Army, Goaltending Coach Brian Hayward, Assistant Equipment Manager John Allaway. **Third Row L-R:** Mike Sillinger, David Karpa, Todd Krygier, Garry Valk, Robert Dirk, Steve Rucchin, Peter Douris, Shaun Van Allen, Joe Sacco, Stephan Lebeau. **Top Row L-R:** Don McSween, Milos Holan, Patrik Carnback, Steven King, Jason York, Oleg Tverdovsky, Paul Kariya, Denny Lambert, Valeri Karpov.

## 1994-95 SEASON:

**Final Record: 16-27-5, 37 points** (sixth, Pacific)...played a shortened schedule (48 games) due to NHL work stoppage...finished season strong, going 8-9-1 in last 18 games...stayed in the hunt for a playoff spot until the last week of the season, being eliminated with only two games remaining...improved play at home (11-9-4 record, which ranked fifth in the Western Conference for home record and 14th in the NHL); went 8-4-0 in last 12 home contests and 9-5-3 in their last 17 on home ice...15 players on final game lineup were not with the club on the last day of the previous season; five were acquired in trades since Feb. 2, 1995. In addition, only 10 players on the 1995 final game lineup were on the Ducks' inaugural game lineup on Oct. 8, 1993...13 players in final lineup were 25-years-old or younger; only three were 30+ years old (average age = 26.29 years)...11 rookies in the lineup, Anaheim led the NHL in rookie man-games for the season with 238. In 1995 Anaheim rookies combined to score 36-73=109 points (32.2% of 338 total points scored by the team)...Ducks had a 13-5-2 record when scoring

first goal of a game, including 10-3-2 at home...club went 7-4 (.636) in one-goal games, including 5-0 at home...team had 731 penalty minutes (15.2 avg.) - the lowest in the NHL...soldout all 24 games at the Arrowhead Pond, giving the club a string of 49-straight sell-outs...Anaheim was the only team in the league to have three players on its NHL roster selected in the NHL Supplemental Draft (which no longer exists) - **Todd Krygier** (HFD), **Steven King** (NYP) & **Steve Rucchin** (ANA). All three were selected by Dir. of Player Personnel **David McNab** when he was with each respective team... the Ducks' record in California was 14-10-3 with 33 points (89.2% of the team's 1995 total). Record outside the state was 2-17-0...Anaheim went 15-6-3 (.688) in games that the team scored three-or-more goals, including going 10-2-1 (.808) when scoring four-or-more. Record when scoring less-than-three goals stood at 1-21-2 (.083).

# 1994-95 GAME-BY-GAME



GAME	DATE	OPPONENT	RESULT	RECORD/P.TS.	DUCKS GOALS (BY #)	ANA. GOALTENDER(S)	ATTENDANCE	
1	1/20	@ EDMONTON	1-2 L	0-1-0/0		19	HEBERT	14,967
2	1/21	@ WINNIPEG	4-3 W	1-1-0/2		14, 21, 9, 2*	SHTALENKOV	9,725
3	1/23	EDMONTON	5-4 W (OT)	2-1-0/4		9, 24, 24, 14, 16	HEBERT	^17,174
4	1/25	DALLAS	1-4 L	2-2-0/4		16	SHTALENKOV	^17,174
5	1/27	WINNIPEG	3-2 W	3-2-0/6		11, 27, 9	HEBERT	^17,174
6	1/31	@ ST. LOUIS	2-7 L	3-3-0/6		14, 27	HEBERT/SHTALENKOV	17,281
7	2/1	@ DALLAS	2-9 L	3-4-0/6		9*, 10*	SHTALENKOV/HEBERT	16,924
8	2/3	DETROIT	2-5 L	3-5-0/6		21, 16	HEBERT	^17,174
9	2/5	@ LOS ANGELES	3-2 W	4-5-0/8		8, 20, 24	SHTALENKOV	16,005
10	2/7	CHICAGO	0-3 L	4-6-0/8		NONE	SHTALENKOV	^17,174
11	2/9	@ CALGARY	1-5 L	4-7-0/8		15	HEBERT	17,883
12	2/12	@ EDMONTON	0-2 L	4-8-0/8		NONE	HEBERT	12,487
13	2/17	VANCOUVER	2-2 T (OT)	4-8-1/9		2, 4+	HEBERT	^17,174
14	2/18	@ SAN JOSE	6-3 W	5-8-1/11		47, 19, 25, 25, 16, 16\$	SHTALENKOV/HEBERT	17,190
15	2/23	@ TORONTO	1-3 L	5-9-1/11		22	HEBERT	15,746
16	2/24	@ WINNIPEG	2-4 L	5-10-1/11		19, 47	SHTALENKOV	12,843
17	2/26	CALGARY	3-5 L	5-11-1/11		24, 22, 9	HEBERT	^17,174
18	3/1	CHICAGO	3-1 W	6-11-1/13		25, 47, 22	HEBERT	^17,174
19	3/3	@ DALLAS	0-4 L	6-12-1/13		NONE	HEBERT	16,924
20	3/5	@ CHICAGO	0-3 L	6-13-1/13		NONE	HEBERT	21,546
21	3/7	@ ST. LOUIS	3-6 L	6-14-1/13		20, 47, 10	SHTALENKOV/HEBERT	19,115
22	3/9	DETROIT	4-4 T (OT)	6-14-2/14		9, 25, 25, 9+	HEBERT	^17,174
23	3/11	@ VANCOUVER	3-5 L	6-15-2/14		18, 16, 9	HEBERT	14,414
24	3/15	@ CALGARY	5-0 W	7-15-2/16		9, 9, 20, 4, 20	HEBERT	18,321
25	3/17	TORONTO	3-3 T (OT)	7-15-3/17		47, 2, 19+	HEBERT	^17,174
26	3/19	ST. LOUIS	2-4 L	7-16-3/17		22, 2	HEBERT	^17,174
27	3/21	LOS ANGELES	3-3 T (OT)	7-16-4/18		11, 9, 22	SHTALENKOV	^17,174
28	3/23	@ SAN JOSE	6-3 W	8-16-4/20		11, 20, 47, 20, 2, 14	HEBERT	17,190
29	3/26	@ CHICAGO	2-5 L	8-17-4/20		14, 14	HEBERT/SHTALENKOV	21,351
30	3/28	@ DETROIT	4-6 L	8-18-4/20		21, 14, 9, 14	SHTALENKOV/HEBERT	19,875
31	3/30	WINNIPEG	3-1 W	9-18-4/22		20, 20, 18\$	HEBERT	^17,174
32	3/31	@ VANCOUVER	1-6 L	9-19-4/22		5	HEBERT/SHTALENKOV	13,649
33	4/2	SAN JOSE	5-4 W	10-19-4/24		18, 21, 9, 10, 16	HEBERT	^17,174
34	4/5	EDMONTON	4-3 W (OT)	11-19-4/26		42, 29, 19, 47	SHTALENKOV	^17,174
35	4/7	DALLAS	0-2 L	11-20-4/26		NONE	HEBERT	^17,174
36	4/9	LOS ANGELES	5-1 W	12-20-4/28		7, 9, 14, 25, 25	HEBERT	^17,174
37	4/11	@ VANCOUVER	0-5 L	12-21-4/28		NONE	HEBERT	13,031
38	4/13	CALGARY	4-2 W	13-21-4/30		25, 19, 16, 14\$	HEBERT	^17,174
39	4/15	VANCOUVER	1-3 L	13-22-4/30		47	HEBERT	^17,174
40	4/17	SAN JOSE	3-0 W	14-22-4/32		16, 2, 19\$	HEBERT	^17,174
41	4/19	@ TORONTO	2-3 L	14-23-4/32		26, 16	HEBERT	15,746
42	4/21	@ DETROIT	5-6 L	14-24-4/32		15, 9, 26, 2, 21	HEBERT/SHTALENKOV	19,875
43	4/23	@ LOS ANGELES	2-2 T (OT)	14-24-5/33		22*, 21	HEBERT	16,005
44	4/24	CALGARY	2-1 W	15-24-5/35		25, 22	HEBERT	^17,174
45	4/26	SAN JOSE	2-5 L	15-25-5/35		9, 19	HEBERT	^17,174
46	4/30	@ LOS ANGELES	1-2 L	15-26-5/35		25	HEBERT/SHTALENKOV	16,005
47	5/1	ST. LOUIS	3-5 L	15-27-5/35		11, 9, 25	SHTALENKOV	^17,174
48	5/3	TORONTO	6-1 W	16-27-5/37		20, 7, 29, 22, 19, 9	SHTALENKOV	^17,174

GOAL KEY: UNDERLINE = POWER PLAY GOAL, \* = SHORTHANDED GOAL, BOLD = GAME-WINNING GOAL, += GAME-TYING GOAL, \$ = EMPTY NET GOAL, ^ = SELLOUT AT THE ARROWHEAD POND.  
WHEN TWO GOALTENDERS PLAY IN ONE GAME, ALL CAPS RECEIVED DECISION.

NOTE - BOB CORKUM CHANGED FROM #20 TO #19, STEVE RUCCHIN CHANGED FROM #15 TO #20, AND DAVID KARPA WAS ASSIGNED #15 BEGINNING ON 3/9/95. BEFORE 3/9/95, #19 WAS WORN BY ANATOLI SEMENOV.

# 1993-94 MIGHTY DUCKS OF ANAHEIM



**Front Row (sitting) L-R:** Mikhail Shtalenkov, Alternate Captain Randy Ladouceur, Head Coach Ron Wilson, Assistant General Manager Pierre Gauthier, President Tony Tavares, Governor Michael Eisner, Vice President/General Manager Jack Ferreira, Director of Hockey Operations Kevin Gilmore, Captain Troy Loney, Guy Hebert. **Second Row L-R:** Trainer Blynn DeNiro, Equipment Manager Mark O'Neill, Assistant Coach Al Sims, Terry Yake, Bobby Dollas, Alternate Captain Stu Grimson, Alternate Captain Todd Ewen, Stephan Lebeau, Assistant Coach Tim Army, Goaltending Coach Brian Hayward, Assistant Equipment Manager John Allaway. **Third Row L-R:** Bob Corkum, Peter Douris, Joe Sacco, David Williams, Bill Houlder, Anatoli Semenov, Jim Thomson, Shaun Van Allen, Tim Sweeney, Don McCsween. **Top Row L-R:** Scott McKay, Sean Hill, Scott Chartier, Maxim Bets, Steven King, Garry Valk, Mark Ferner, Patrik Carnback, John Lilley.

## 1993-94: THE INAUGURAL SEASON

**Final Record: 33-46-5, 71 points** (fourth, Pacific) ...set an NHL first-year team record with 33 wins, tying Florida for most wins in a season...had 19 road wins - the most-ever by a first-year club in the NHL...had three separate road winning streaks of three games or more, including a four-game sweep of a Western Canada swing in late November...71 points were the fourth-highest point total ever for a first-year NHL club...home attendance averaged 16,989 (98.9% of capacity) with 27 sellouts, including the last 25 games of the year...won seven season-series, including four sweeps (Hartford 2-0, Philadelphia 2-0, N.Y. Rangers 2-0, Winnipeg 4-0)...team was 10-4-1 in Canada, including an eight game unbeaten streak (8-0-1)...15 players set new individual career-highs for points in an NHL season and 20 set new career-highs in games played...Anaheim's team 2.97 GAA and .907 save percentage made the Mighty Ducks one of only eight teams in the league to have a

GAA under 3.00 and a save percentage over .900...21 of 46 losses were decided by one goal (45.7%)...43-of-71 points were earned away from the Arrowhead Pond (60.6%)... team's record was 19-15-3 outside of the state of California...team had a 5-5-1 record when scoring two-or-more power play goals in a game, including a 2-0-0 record when scoring three...penalty killing ranked sixth overall in the league at 82.7%... Anaheim had a 6-2-1 record in games that they scored a shorthanded goal...the Mighty Ducks were one of three teams not to be called for an instigation penalty (Florida & Quebec being the others)...Anaheim held a 19-3-1 record (.848) when scoring four-or-more goals in a game.

# 1993-94 GAME-BY-GAME



GAME	DATE	OPPONENT	RESULT	RECORD/PTS.	DUCKS GOALS (BY #)	ANA. GOALTENDER(S)	ATTENDANCE	
1	10/8	DETROIT	2-7 L	0-1-0/0		HEBERT	^17,320	
2	10/10	NY ISLANDERS	3-4 L (OT)	0-2-0/0		TUGNUTT	15,386	
3	10/13	EDMONTON	4-3 W	1-2-0/2	24, 17, 14, 23	TUGNUTT	15,570	
4	10/15	BOSTON	1-1 T (OT)	1-2-1/3		TUGNUTT	16,850	
5	10/17	CALGARY	2-2 T (OT)	1-2-2/4		HEBERT	16,527	
6	10/19	@ NY RANGERS	4-2 W	2-2-2/6	24, 25, 25, 25	HEBERT	17,643	
7	10/20	@ NEW JERSEY	0-4 L	2-3-2/6		TUGNUTT	14,009	
8	10/23	@ MONTREAL	1-4 L	2-4-2/6		HEBERT	16,861	
9	10/25	@ OTTAWA	1-4 L	2-5-2/6		TUGNUTT	10,206	
10	10/28	@ SAN JOSE	3-4 L	2-6-2/6	2, 8, 20	HEBERT	16,183	
11	10/29	WASHINGTON	2-5 L	2-7-2/6	20, 2	TUGNUTT	16,436	
12	10/31	SAN JOSE	1-2 L (OT)	2-8-2/6		HEBERT	16,014	
13	11/3	DALLAS	5-4 W	3-8-2/8	19, 23, 3, 18, 19	TUGNUTT	16,186	
14	11/5	NEW JERSEY	3-6 L	3-9-2/8		TUGNUTT/HEBERT	16,666	
15	11/7	PITTSBURGH	4-5 L	3-10-2/8	6, 25, 19, 21	HEBERT	17,083	
16	11/9	DALLAS (AT PHX)	4-2 W	4-10-2/10	36, 18, 24, 20\$	HEBERT	8,143	
17	11/11	@ CALGARY	4-5 L	4-11-2/10		HEBERT	19,811	
18	11/14	@ VANCOUVER	2-3 L	4-12-2/10		SHTALENKOV	13,710	
19	11/17	TORONTO	3-4 L	4-13-2/10		SHTALENKOV/HEBERT	17,083	
20	11/19	@ VANCOUVER	6-3 W	5-13-2/12	36, 19, 29, 16, 18, 14	TUGNUTT	15,550	
21	11/21	@ EDMONTON	4-2 W	6-13-2/14	36, 22, 6, 2	TUGNUTT	12,348	
22	11/22	@ CALGARY	2-1 W	7-13-2/16		HEBERT	18,222	
23	11/24	@ WINNIPEG	2-1 W	8-13-2/18		TUGNUTT	12,147	
24	11/26	SAN JOSE	3-4 L	8-14-2/18	17, 21, 21	TUGNUTT	^17,199	
25	11/27	@ SAN JOSE	0-1 L	8-15-2/18		NONE	17,190	
26	12/1	WINNIPEG	5-2 W	9-15-2/20	14, 36, 19, 17, 25	TUGNUTT	17,003	
27	12/2	@ LOS ANGELES	2-3 L	9-16-2/20		HEBERT	16,005	
28	12/5	TAMPA BAY	2-4 L	9-17-2/20		TUGNUTT	16,480	
29	12/7	FLORIDA	2-3 L	9-18-2/20		HEBERT	16,474	
30	12/12	ST. LOUIS	2-1 W (OT)	10-18-2/22		HEBERT	17,017	
31	12/14	@ DETROIT	2-5 L	10-19-2/22		TUGNUTT	19,687	
32	12/15	@ TORONTO	1-0 W	11-19-2/24		HEBERT	15,728	
33	12/17	@ DALLAS	3-2 W	12-19-2/26	10, 10, 17	HEBERT	16,801	
34	12/19	@ CHICAGO	0-2 L	12-20-2/26		NONE	18,472	
35	12/20	@ WINNIPEG	7-5 W	13-20-2/28	25, 17, 23, 20, 36, 25, 16	HEBERT	14,033	
36	12/22	DALLAS	2-3 L (OT)	13-21-2/28		TUGNUTT	^17,232	
37	12/26	LOS ANGELES	2-3 L	13-22-2/28		HEBERT	^17,296	
38	12/28	@ NY ISLANDERS	3-0 W	14-22-2/30		TUGNUTT	16,297	
39	12/30	@ WASHINGTON	0-3 L	14-23-2/30		NONE	17,616	
40	1/1	@ FLORIDA	2-4 L	14-24-2/30		HEBERT	14,669	
41	1/2	@ T. BAY (ORL)	4-1 W	15-24-2/32	4, 18*, 25, 16\$	TUGNUTT	10,871	
42	1/6	@ CHICAGO	6-2 W	16-24-2/34	20, 8, 18, 20*, 23, 6	TUGNUTT	17,460	
43	1/8	@ ST. LOUIS	5-3 W	17-24-2/36	24, 16, 23, 23, 16	HEBERT	18,143	
44	1/10	DETROIT	4-6 L	17-25-2/36		TUGNUTT	^17,196	
45	1/12	SAN JOSE	2-5 L	17-26-2/36		HEBERT/TUGNUTT	^17,176	
46	1/14	HARTFORD	6-3 W	18-26-2/38	21, 20*, 8, 21, 8, 18\$	HEBERT	^17,204	
47	1/16	VANCOUVER	3-4 L	18-27-2/38		TUGNUTT/HEBERT	^17,203	
48	1/18	@ TORONTO	3-3 T (OT)	18-27-3/39		HEBERT	15,728	
49	1/19	@ DETROIT	4-4 T (OT)	18-27-4/40	18, 36, 17, 20+	HEBERT	19,875	
50	1/24	ST. LOUIS	2-3 L (OT)	18-28-4/40		HEBERT	^17,178	
51	1/26	WINNIPEG	3-1 W	19-28-4/42		HEBERT	^17,190	
52	1/28	N.Y. RANGERS	3-2 W	20-28-4/44		HEBERT	^17,250	
53	1/29	@ LOS ANGELES	1-5 L	20-29-4/44		HEBERT/TUGNUTT	16,005	
54	2/2	CALGARY	2-4 L	20-30-4/44		TUGNUTT	^17,214	
55	2/4	VANCOUVER	3-0 W	21-30-4/46	22*, 19, 20	HEBERT	^17,229	
56	2/6	CHICAGO	2-3 L	21-31-4/46		HEBERT	^17,265	
57	2/11	LOS ANGELES	3-5 L	21-32-4/46		HEBERT	^17,345	
58	2/13	@ EDMONTON	6-3 W	22-32-4/48	24, 14, 25, 14, 25, 18	TUGNUTT	13,453	
59	2/16	PHILADELPHIA	6-3 W	23-32-4/50	22, 20, 7, 14, 14, 24	HEBERT	^17,268	
60	2/18	QUEBEC	0-1 L	23-33-4/50		NONE	^17,263	
61	2/20	@ ST. LOUIS	1-4 L	23-34-4/50		HEBERT	18,150	
62	2/23	@ BUFFALO	2-4 L	23-35-4/50		25, 39	15,651	
63	2/24	@ PITTSBURGH	2-2 T (OT)	23-35-5/51		18, 14+*	17,168	
64	2/26	@ QUEBEC	6-3 W	24-35-5/53	2, 47, 3, 18, 23, 14	HEBERT	15,032	
65	3/2	MONTREAL	2-5 L	24-36-5/53		16, 21	HEBERT	^17,248
66	3/4	EDMONTON	4-1 W	25-36-5/55		2, 8, 4, 14	HEBERT	^17,278
67	3/6	@ SAN JOSE	0-6 L	25-37-5/55		NONE	HEBERT/SHTALENKOV	17,190
68	3/8	@ CHICAGO (@ PHX)	0-3 L	25-38-5/55		NONE	SHTALENKOV	13,847
69	3/9	BUFFALO	0-3 L	25-39-5/55		NONE	HEBERT	^17,256
70	3/11	CHICAGO	2-3 L	25-40-5/55		20*, 20	HEBERT	^17,265
71	3/13	OTTAWA	5-1 W	26-40-5/57	24, 36, 6, 18, 20	SHTALENKOV	^17,225	
72	3/16	LOS ANGELES	5-2 W	27-40-5/59	14, 4, 47, 8, 8	SHTALENKOV	^17,325	
73	3/22	@ DALLAS	3-4 L	27-41-5/59		23, 32, 21	SHTALENKOV	16,914
74	3/24	@ BOSTON	3-5 L	27-42-5/59		47, 25, 6*	HEBERT	14,448
75	3/26	@ HARTFORD	3-2 W	28-42-5/61		22*, 22, 36	HEBERT	15,635
76	3/27	@ PHILADELPHIA	3-2 W (OT)	29-42-5/63		16, 18, 18	HEBERT	17,380
77	3/30	@ LOS ANGELES	5-2 W	30-42-5/65		23, 47, 39, 16, 14\$	HEBERT	16,005
78	3/31	EDMONTON	2-3 L (OT)	30-43-5/65		47, 14	HEBERT	^17,293
79	4/2	TORONTO	3-1 W	31-43-5/67		14, 48, 47	HEBERT	^17,281
80	4/6	@ CALGARY	2-4 L	31-44-5/67		18, 18	HEBERT	20,230
81	4/8	@ EDMONTON	3-1 W	32-44-5/69		21, 18, 8	HEBERT	15,701
82	4/9	@ VANCOUVER	3-1 W	33-44-5/71		8, 21, 14\$	SHTALENKOV	16,150
83	4/11	CALGARY	0-3 L	33-45-5/71		NONE	SHTALENKOV	^17,291
84	4/13	VANCOUVER	1-2 L	33-46-5/71		4	HEBERT	^17,295

GOAL KEY: UNDERLINE = POWER PLAY GOAL; \* = SHORTHANDED GOAL; BOLD = GAME-WINNING GOAL; + = GAME-TYING GOAL; \$ = EMPT Y NET GOAL. WHEN TWO GOALTENDERS PLAY IN ONE GAME, ALL CAPS RECEIVED DECISION. ~ = SELLOUT AT THE ARROWHEAD POND.

# YEAR-BY-YEAR FINAL STATISTICS

## 2022-23 FINAL STATISTICS

POS	NO.	PLAYER	GP	TOI	G	A	P	+/-	PIM	PP	SH	GW	S	%
C	11	TREVOR ZEGRAS	81	18:50	23	42	65	-24	88	4	0	3	184	12.5
R	19	TROY TERRY	70	19:22	23	38	61	-8	22	5	0	3	188	12.2
D	4	CAM FOWLER	82	24:10	10	38	48	-23	14	4	0	1	130	7.7
C	37	*MASON MCTAVISH	80	15:22	17	26	43	-19	44	7	0	1	167	10.6
R	77	FRANK VATRANO	81	16:41	22	19	41	-29	66	5	0	1	231	9.5
C	16	RYAN STROME	82	17:02	15	26	41	-30	79	1	0	2	130	11.5
C	14	ADAM HENRIQUE	62	18:11	22	16	38	-8	22	4	0	1	132	16.7
D	22	KEVIN SHATTENKIRK	75	19:18	4	23	27	-20	56	1	0	0	145	2.8
R	33	JAKOB SILFVERBERG	81	15:11	10	16	26	-20	32	4	0	2	141	7.1
D	3	JOHN KLINGBERG	50	20:52	8	16	24	-28	30	1	0	3	78	10.3
L	44	MAX COMTOIS	64	13:49	9	10	19	-20	76	0	0	0	89	10.1
L	49	MAX JONES	69	12:43	9	10	19	-21	77	0	0	2	107	8.4
C	38	DEREK GRANT	46	14:51	5	13	18	-4	26	0	0	0	72	6.9
D	29	DMITRY KULIKOV	61	20:13	3	12	15	-11	30	0	0	0	80	3.8
C	21	ISAC LUNDESTROM	61	14:20	4	10	14	-13	2	0	1	0	60	6.7
D	13	SIMON BENOIT	78	19:21	3	7	10	-29	60	0	0	0	82	3.7
R	20	BRETT LEASON	54	10:54	6	3	9	-21	14	0	0	1	51	11.8
C	7	*JAYSON MEGNA	41	10:56	2	6	8	-19	4	0	0	0	32	6.3
C	39	SAM CARRICK	52	10:34	3	4	7	-17	86	0	0	0	50	6
D	45	COLTON WHITE	46	14:32	0	6	6	-17	8	0	0	0	30	0
D	17	*SCOTT HARRINGTON	17	18:20	3	1	4	+1	2	0	0	0	11	27.3
D	28	NATHAN BEAULIEU	52	15:14	0	4	4	-23	39	0	0	0	33	0
L	26	*BROCK MCGINN	15	12:25	2	1	3	-6	0	0	0	0	14	14.3
L	40	*PAVOL REGENDA	14	10:33	1	2	3	-3	4	0	0	0	17	5.9
D	5	URHO VAAKANAINEN	23	16:27	0	2	2	-16	0	0	0	0	27	0
C	62	*NIKITA NESTERENKO	9	13:17	1	0	1	-3	0	0	0	0	23	4.4
D	43	*DREW HELLESON	2	13:39	1	0	1	0	2	0	0	0	4	25.0
D	6	JAMIE DRYSDALE	8	17:37	0	0	0	-3	2	0	0	0	8	0
D	60	*JACKSON LACOMBE	2	18:29	0	0	0	-1	0	0	0	0	1	0
C	50	*BENOIT-OLIVIER GROULX	2	16:21	0	0	0	0	0	0	0	0	2	0
D	48	AUSTIN STRAND	5	12:24	0	0	0	-2	2	0	0	0	5	0
C	42	GLENN GAWDIN	3	9:36	0	0	0	-1	0	0	0	0	3	0
L	54	JUSTIN KIRKLAND	7	7:13	0	0	0	-3	0	0	0	0	5	0
NO.	PLAYER	GP	MIN	GAA	W	L	OT	SO	SA	SV%	G	A	PIM	
36	JOHN GIBSON	53	300:5	3.99	14	31	8	1	200	1983	.899	0	2	12
41	ANTHONY STOLARZ	19	820	3.73	5	6	0	0	51	494	.899	0	0	0
1	*LUKAS DOSTAL	19	106:3	3.78	4	10	3	0	67	612	.901	0	0	0
31	*OLLE ERIKSSON EK	1	6:4	4.69	0	0	1	0	5	39	.872	0	0	0
<b>ANA GOALTENDING TOTALS</b>		<b>4952</b>	<b>3.91</b>	<b>23</b>	<b>47</b>	<b>12</b>	<b>1</b>	<b>323</b>	<b>3195</b>	<b>.899</b>	<b>0</b>	<b>2</b>	<b>12</b>	

\* Rookie ^ Acquired Midseason

POS	NO.	PLAYER	TEAM	GP	TOI	G	A	P	+/-	PIM	PP	SH	GW	S	%
C	7	JAYSON MEGNA	COL	14	7:18	0	0	0	-2	2	0	0	0	4	0
			ANA	41	10:56	2	6	8	-19	4	0	0	0	32	6.3
			<b>TOTAL</b>	<b>55</b>	<b>10:00</b>	<b>2</b>	<b>6</b>	<b>8</b>	<b>-21</b>	<b>6</b>	<b>0</b>	<b>0</b>	<b>0</b>	<b>36</b>	<b>5.6</b>
L	26	BROCK MCGINN	PIT	60	13:11	10	6	16	0	21	0	2	3	77	13.0
			ANA	15	12:25	2	1	3	-6	0	0	0	0	14	14.3
			<b>TOTAL</b>	<b>75</b>	<b>13:02</b>	<b>12</b>	<b>7</b>	<b>19</b>	<b>-6</b>	<b>21</b>	<b>0</b>	<b>2</b>	<b>3</b>	<b>91</b>	<b>13.2</b>
D	17	SCOTT HARRINGTON	SJS	28	15:18	1	6	7	-7	8	0	0	1	22	4.6
			ANA	17	18:20	3	1	4	+1	2	0	0	0	11	27.3
			<b>TOTAL</b>	<b>45</b>	<b>16:26</b>	<b>4</b>	<b>7</b>	<b>11</b>	<b>-6</b>	<b>10</b>	<b>0</b>	<b>0</b>	<b>1</b>	<b>33</b>	<b>12.1</b>

## 2021-22 FINAL STATISTICS

POS	NO.	PLAYER	GP	TOI	G	A	P	+/-	PIM	PP	SH	GW	S	%
R	19	TROY TERRY	75	18:14	37	30	67	-11	26	8	0	7	192	19.3
C	46	*TREVOR ZEGRAS	75	17:54	23	38	61	-21	50	9	0	5	181	12.7
C	14	ADAM HENRIQUE	58	17:25	19	23	42	-2	14	6	0	0	141	13.5
D	4	CAM FOWLER	76	24:25	9	33	42	-9	14	6	0	1	124	7.3
C	15	RYAN GETZLAF	56	18:57	3	34	37	-14	29	2	0	1	104	2.9
D	22	KEVIN SHATTENKIRK	82	21:25	8	27	35	-9	36	1	0	1	163	4.9
L	12	SONNY MILANO	66	15:17	14	20	34	-9	10	5	0	3	94	14.9
D	34	*JAMIE DRYSDALE	81	19:53	4	28	32	-26	16	0	0	1	137	2.9
C	21	ISAC LUNDESTROM	80	15:29	16	13	29	-3	8	0	4	3	83	19.3
C	38	DEREK GRANT	71	14:19	15	14	29	-16	27	2	1	1	117	12.8
R	67	RICKARD RAKELL	51	18:21	16	12	28	-7	8	5	0	1	136	11.8
D	47	HAMPUS LINDHOLM	61	22:33	5	17	22	0	42	1	0	1	119	4.2
R	33	JAKOB SILFVERBERG	53	17:02	5	16	21	-3	30	1	0	0	120	4.2
C	23	SAM STEEL	68	12:19	6	14	20	-17	16	0	0	1	66	9.1
C	39	SAM CARRICK	64	11:28	11	8	19	-12	85	0	0	0	80	13.8
L	44	MAX COMTOIS	52	14:08	6	10	16	-17	46	0	0	0	72	8.3

# YEAR-BY-YEAR FINAL STATISTICS



L	20	NICOLAS DESLAURIERS	61	11:38	5	5	10	-9	90	0	1	0	72	6.9
C	28	VINNI LETTIERI	31	12:31	5	5	10	-8	6	2	0	0	50	10
D	42	JOSH MANSON	45	19:45	4	5	9	0	53	0	0	0	61	6.6
D	76	JOSH MAHURA	38	14:04	3	4	7	-14	12	0	0	0	36	8.3
C	26	*GERRY MAYHEW	15	14:52	5	1	6	-1	8	0	0	0	22	22.7
R	53	BUDDY ROBINSON	32	9:15	1	5	6	2	19	0	0	0	38	2.6
D	86	SIMON BENOIT	53	14:06	1	4	5	-5	22	0	0	0	45	2.2
D	92	*ANDREJ SUSTR	23	17:27	0	5	5	-3	10	0	0	0	18	0
C	16	*ZACH ASTON-REESE	17	13:25	3	1	4	1	6	0	0	0	26	11.5
C	51	*DOMINIK SIMON	17	12:22	0	4	4	0	6	0	0	0	21	0
C	37	*MASON MCTAVISH	9	13:05	2	1	3	3	2	0	0	1	12	16.7
C	50	*BENOIT-OLIVIER GROULX	18	11:00	1	2	3	0	2	0	0	0	17	5.9
D	29	GREG PATERNY	10	14:07	1	1	2	0	10	0	0	0	16	6.3
D	5	*URHO VAAKANAINEN	14	19:21	0	2	2	-5	6	0	0	0	12	0
C	55	DANNY O'REGAN	5	10:03	0	1	1	-1	0	0	0	0	2	0
D	32	*JACOB LARSSON	6	15:16	0	1	1	-3	2	0	0	0	5	0
D	12	BRENDAN GUHLE	6	14:40	0	0	0	0	0	0	0	0	6	0
L	49	MAX JONES	2	9:54	0	0	0	-1	15	0	0	0	2	0
D	72	*HUNTER DREW	2	9:52	0	0	0	0	5	0	0	0	0	--
L	56	*BRAYDEN TRACEY	1	9:21	0	0	0	-1	0	0	0	0	1	0
R	57	*BRYCE KINDOPP	1	6:06	0	0	0	0	0	0	0	0	2	0
R	64	*JACOB PERREAULT	1	11:05	0	0	0	-1	0	0	0	0	0	--

NO.	PLAYER	GP	MIN	GAA	W	L	OT	SO	GA	SA	SV%	G	A	PIM
36	JOHN GIBSON	56	3236	3.19	18	26	11	1	172	1789	.904	0	1	12
41	ANTHONY STOLARZ	28	1506	2.67	12	8	3	3	67	809	.917	0	1	2
1	*LUKAS DOSTAL	4	201	2.98	1	2	0	0	10	108	.907	0	0	0
68	*THOMAS HODGES	1	19	3.11	0	1	0	0	1	3	.667	0	0	0

## ANA GOALTENDING TOTALS

		<b>5002</b>	<b>3.19</b>	<b>31</b>	<b>37</b>	<b>14</b>	<b>4</b>	<b>266</b>	<b>2725</b>	<b>.902</b>	<b>0</b>	<b>2</b>	<b>14</b>
--	--	-------------	-------------	-----------	-----------	-----------	----------	------------	-------------	-------------	----------	----------	-----------

\* Rookie ^ Acquired Midseason

POS	NO.	PLAYER	TEAM	GP	TOI	G	A	P	+/-	PIM	PP	SH	GW	S	%
C	51	DOMINIK SIMON	PIT	55	9:39	3	6	9	0	28	0	0	1	67	4.5
			ANA	17	12:22	0	4	4	0	6	0	0	0	21	0
			<b>TOTAL</b>	<b>72</b>	<b>10:17</b>	<b>3</b>	<b>10</b>	<b>13</b>	<b>0</b>	<b>34</b>	<b>0</b>	<b>0</b>	<b>1</b>	<b>88</b>	<b>3.4</b>
C	16	ZACH ASTON-REESE	PIT	52	12:55	2	9	11	8	22	0	0	0	52	3.9
			ANA	17	13:25	3	1	4	1	6	0	0	0	26	11.5
			<b>TOTAL</b>	<b>69</b>	<b>13:02</b>	<b>5</b>	<b>10</b>	<b>15</b>	<b>9</b>	<b>28</b>	<b>0</b>	<b>0</b>	<b>0</b>	<b>78</b>	<b>6.4</b>
C	26	GERRY MAYHEW	PHI	25	12:09	6	0	6	-5	10	1	0	0	31	19.4
			ANA	15	14:52	5	1	6	-1	8	0	0	0	22	22.7
			<b>TOTAL</b>	<b>40</b>	<b>13:11</b>	<b>11</b>	<b>1</b>	<b>12</b>	<b>-6</b>	<b>18</b>	<b>1</b>	<b>0</b>	<b>0</b>	<b>53</b>	<b>20.8</b>
D	92	ANDREJ SUSTR	TBL	15	10:33	1	0	0	-1	6	0	0	0	10	10.0
			ANA	23	17:27	0	5	5	-3	10	0	0	0	18	0.0
			<b>TOTAL</b>	<b>38</b>	<b>14:43</b>	<b>1</b>	<b>5</b>	<b>6</b>	<b>-4</b>	<b>16</b>	<b>0</b>	<b>0</b>	<b>0</b>	<b>28</b>	<b>3.6</b>
D	5	URHO VAAKANAINEN	BOS	15	19:17	0	4	4	0	4	0	0	0	15	0
			ANA	14	19:21	0	2	2	-5	6	0	0	0	12	0
			<b>TOTAL</b>	<b>29</b>	<b>19:19</b>	<b>0</b>	<b>6</b>	<b>6</b>	<b>-5</b>	<b>10</b>	<b>0</b>	<b>0</b>	<b>0</b>	<b>27</b>	<b>0</b>

## 2020-21 FINAL STATISTICS

POS	NO.	PLAYER	GP	TOI	G	A	P	+/-	PIM	PP	SH	GW	S	%
L	53	MAX COMTOIS	55	15:28	16	17	33	3	40	1	0	3	94	17
L	67	RICKARD RAKELL	52	17:50	9	19	28	-14	12	0	0	1	144	6.3
D	4	CAM FOWLER	56	21:46	5	18	23	-4	18	0	0	1	75	6.7
C	14	ADAM HENRIQUE	45	16:02	12	9	21	-8	11	1	0	2	77	15.6
R	61	TROY TERRY	48	14:42	7	13	20	-1	18	0	0	0	69	10.1
C	15	RYAN GETZLAF	48	16:35	5	12	17	-14	43	3	0	1	70	7.1
R	33	JAKOB SILFVERBERG	47	16:57	8	8	16	-17	18	2	1	0	91	8.8
C	28	DEREK GRANT	46	14:34	6	9	15	-4	25	0	1	1	66	9.1
D	32	KEVIN SHATTENKIRK	55	21:12	2	13	15	-8	28	1	0	0	93	2.2
L	43	DANTON HEINEN	43	14:46	7	7	14	-9	0	1	0	1	76	9.2
C	46	*TREVOR ZEGRAS	24	15:24	3	10	13	6	12	0	0	0	53	5.7
C	23	SAM STEEL	42	14:32	6	6	12	-7	8	0	0	0	42	14.3
L	49	MAX JONES	46	14:10	7	4	11	-9	36	2	0	1	77	9.1
L	20	NICOLAS DESLAURIERS	49	11:19	5	5	10	-7	53	0	0	2	65	7.7
C	48	ISAC LUNDESTROM	41	15:15	6	3	9	-9	14	0	0	0	52	11.5
R	92	*ALEXANDER VOLKOV	18	13:53	4	4	8	-1	2	0	0	0	17	23.5
D	34	*JAMIE DRYSDALE	24	19:35	3	5	8	-12	6	0	0	0	28	10.7
D	32	JACOB LARSSON	46	17:23	1	6	7	-9	14	0	0	0	42	2.4
D	42	JOSH MANSON	23	17:59	1	6	7	-3	30	0	0	1	19	5.3
C	39	SAM CARRICK	13	12:55	2	4	6	4	28	0	0	0	23	8.7
D	47	HAMPUS LINDHOLM	18	22:02	2	4	6	-1	16	0	0	0	29	6.9

# YEAR-BY-YEAR FINAL STATISTICS

C	24	CARTER ROWNEY	19	14:17	0	6	6	-2	2	0	0	0	10	0
D	7	BEN HUTTON	34	18:31	1	4	5	-13	11	0	0	0	51	2
R	21	DAVID BACKES	15	12:44	3	1	4	-4	4	0	0	1	30	10
D	76	JOSH MAHURA	13	15:54	1	3	4	0	4	0	0	0	14	7.1
D	51	*HAYDN FLEURY	12	20:39	2	1	3	-6	2	0	0	0	14	14.3
D	28	JANI HAKANPAA	42	18:37	0	1	1	0	31	0	0	0	41	0
L	26	ANDREW AGOZZINO	3	12:11	0	1	1	0	0	0	0	0	3	0
D	45	ANDY WEIINSKI	13	15:02	0	0	0	4	0	0	0	0	16	0
C	40	VINNI LETTIERI	5	12:43	0	0	0	-3	0	0	0	0	7	0
L	12	SONNY MILANO	6	14:44	0	0	0	0	0	0	0	0	8	0
D	86	*SIMON BENOIT	6	17:12	0	0	0	-3	2	0	0	0	3	0
C	58	CHASE DE LEO	1	13:26	0	0	0	-2	0	0	0	0	1	0

NO.	PLAYER	GP	MIN	GAA	W	L	OT	SO	GA	SA	SV%	G	A	PIM
36	JOHN GIBSON	35	2031	2.98	9	19	7	3	101	1042	.903	0	0	2
30	RYAN MILLER	16	871	3.51	4	8	2	0	51	432	.882	0	0	0
31	ANTONY STOLARZ	8	464	2.20	4	3	0	1	17	230	.926	0	1	0

## ANA GOALTENDING TOTALS

\* Rookie ^ Acquired Midseason

POS	NO.	PLAYER	TEAM	GP	TOI	G	A	P	+/-	PIM	PP	SH	GW	S	5%
D	51	HAYDN FLEURY	CAR	35	13:36	1	0	1	-6	6	0	0	0	48	2.1
			ANA	12	20:39	2	1	3	-6	2	0	0	0	14	14.3
			<b>TOTAL</b>	<b>47</b>	<b>15:24</b>	<b>3</b>	<b>1</b>	<b>4</b>	<b>-12</b>	<b>8</b>	<b>0</b>	<b>0</b>	<b>0</b>	<b>62</b>	<b>4.8</b>

R	92	ALEXANDER VOLKOV	TBL	19	9:32	3	2	5	+2	4	0	0	0	18	16.7
			ANA	18	13:53	4	4	8	-1	2	0	0	0	17	23.5
			<b>TOTAL</b>	<b>37</b>	<b>11:39</b>	<b>7</b>	<b>6</b>	<b>13</b>	<b>+1</b>	<b>6</b>	<b>0</b>	<b>0</b>	<b>0</b>	<b>35</b>	<b>20.0</b>

## 2019-20 FINAL STATISTICS

POS	NO.	PLAYER	GP	TOI	G	A	P	+/-	PIM	PP	SH	GW	S	5%
C	14	ADAM HENRIQUE	71	16:52	26	17	43	-2	22	5	0	1	169	15.4
L	67	RICKARD RAKEILL	65	18:09	15	27	42	-5	12	3	0	2	186	8.1
C	15	RYAN GETZLAF	69	18:43	13	29	42	-16	58	3	0	5	143	9.1
R	33	JAKOB SILFVERBERG	66	17:41	21	18	39	0	14	4	2	1	155	13.5
D	4	CAM FOWLER	59	21:59	9	20	29	0	20	2	0	2	117	7.7
R	25	ONDREJ KASE	49	16:47	7	16	23	-7	10	0	1	0	135	5.2
D	47	HAMPUS LINDHOLM	55	20:04	2	21	23	-10	34	1	0	1	109	1.8
C	34	*SAM STEEL	65	15:32	6	16	22	-13	20	1	0	1	85	7.1
C	38	DEREK GRANT	49	13:52	14	6	20	-1	28	2	3	4	81	17.3
C	24	CARTER ROWNEY	71	12:49	8	11	19	+5	14	0	2	1	63	12.7
L	37	NICK RITCHIE	41	14:23	8	11	19	+3	78	2	0	2	70	11.4
R	61	TROY TERRY	47	14:31	4	11	15	-5	6	0	0	0	73	5.5
D	44	MICHAEL DEL ZOTTO	49	18:42	2	13	15	+5	14	0	0	0	57	3.5
L	20	NICOLAS DESLAURIERS	59	9:46	7	6	13	-1	92	0	0	1	64	10.9
L	49	MAX JONES	59	14:16	8	4	12	-6	36	0	1	0	102	7.8
D	32	JACOB LARSSON	60	16:08	2	9	11	-9	12	0	0	0	58	3.4
L	53	*MAX COMTOIS	29	13:58	5	6	11	-4	24	2	0	0	32	15.6
C	29	DEVIN SHORE	39	11:59	4	6	10	-8	8	0	0	1	47	8.5
D	6	*ERIK GUDBRANSON	44	20:02	4	5	9	0	91	0	0	0	76	5.3
D	42	JOSH MANSON	50	20:37	1	8	9	-10	37	0	0	0	64	1.6
D	2	BRENDAN GUHLE	30	17:04	4	4	8	-2	10	0	0	1	39	10.3
L	22	*SONNY MILANO	9	15:30	2	3	5	-2	4	2	0	1	11	18.2
L	43	*DANTON HEINEN	9	16:21	3	1	4	-5	2	0	0	0	19	15.8
D	5	KORBINIAN HOLZER	46	16:14	1	3	4	-1	35	0	0	0	35	2.9
C	48	*ISAC LUNDESTROM	15	13:54	0	4	4	0	-2	0	0	0	10	0.0
D	76	*JOSH MAHURA	11	16:13	1	3	4	-3	2	0	0	0	11	9.1
D	29	*CHRISTIAN DJOOS	9	21:22	1	2	3	+2	0	0	0	0	12	8.3
R	21	*DAVID BACKES	6	11:39	0	3	3	+1	6	0	0	0	8	0.0
C	56	SAM CARRICK	9	13:46	1	1	2	-3	0	0	1	0	16	6.3
R	11	DANIEL SPRONG	8	14:06	1	1	2	-2	0	1	0	0	17	5.9
L	26	*ANDREW AGOZZINO	5	9:56	1	0	1	+3	0	0	0	0	2	50.0
D	28	JANI HAKANPAA	5	18:07	1	0	1	+1	2	0	0	0	4	25.0
R	64	KIEFER SHERWOOD	10	13:19	0	1	1	-1	6	0	0	0	17	0.0
D	52	*MATT IRWIN	9	22:27	0	1	1	-7	4	0	0	0	18	0.0
C	58	*CHASE DE LEO	1	14:49	0	0	0	0	0	0	0	0	1	0.0

NO.	PLAYER	GP	MIN	GAA	W	L	OT	SO	GA	SA	SV%	G	A	PIM
36	JOHN GIBSON	51	2981	3.00	20	26	5	1	149	1552	.904	0	0	6
30	RYAN MILLER	23	1238	3.10	9	6	4	0	64	685	.907	0	1	0
31	ANTONY STOLARZ	1	.59	2.04	0	1	0	0	2	36	.944	0	0	0

## ANA GOALTENDING TOTALS

\* Rookie ^ Acquired Midseason

		<b>4,321</b>	<b>3.12</b>	<b>29</b>	<b>33</b>	<b>9</b>	<b>1</b>	<b>225</b>	<b>2282</b>	<b>.901</b>	<b>0</b>	<b>1</b>	<b>6</b>		
--	--	--------------	-------------	-----------	-----------	----------	----------	------------	-------------	-------------	----------	----------	----------	--	--



# YEAR-BY-YEAR FINAL STATISTICS



## 2018-19 FINAL STATISTICS

POS	NO.	PLAYER	GP	TOI	G	A	P	+/-	PIM	PP	SH	GW	S	S%
C	15	RYAN GETZLAF	67	19:28	14	34	48	-19	58	1	0	2	133	10.5
R	33	JAKOB SILFVERBERG	73	17:06	24	19	43	-9	28	3	2	4	163	14.7
L	67	RICKARD RAKELL	69	18:29	18	25	43	-13	27	6	0	2	194	9.3
C	14	ADAM HENRIQUE	82	16:27	18	24	42	-5	24	8	0	3	122	16.3
L	37	NICK RITCHIE	60	15:00	9	22	31	6	82	2	0	2	96	9.4
D	47	HAMPUS LINDHOLM	76	24:00	6	22	28	-5	44	1	0	0	125	4.8
D	26	BRANDON MONTOUR	62	22:40	5	20	25	-16	40	0	0	2	126	4.0
D	4	CAM FOWLER	59	23:22	5	18	23	-14	20	1	0	2	88	5.7
R	25	ONDREJ KASE	30	15:39	11	9	20	0	2	1	0	2	94	11.7
C	24	CARTER ROWNEY	62	12:33	7	13	20	0	12	0	1	0	53	13.2
R	11	*DANIEL SPRONG	47	13:07	14	5	19	-9	10	2	0	3	109	12.8
L	20	PONTUS ABERG	37	15:37	11	8	19	-10	14	3	0	1	74	14.9
D	42	JOSH MANSON	74	22:18	3	13	16	-8	62	0	0	0	96	3.1
R	61	*TROY TERRY	32	13:57	4	9	13	8	2	2	0	0	25	16.0
R	64	*KIEFER SHERWOOD	50	11:22	6	6	12	1	8	0	0	1	60	10.0
C	29	*DEVIN SHORE	34	15:27	5	7	12	-12	6	2	1	1	38	13.2
C	34	*SAM STEEL	22	14:58	6	5	11	2	8	0	1	0	33	18.2
L	7	ANDREW COGLIANO	46	13:15	3	8	11	2	14	1	0	1	64	4.7
R	10	COREY PERRY	31	14:49	6	4	10	-16	27	2	0	1	59	10.2
C	38	*DEREK GRANT	31	13:50	2	7	9	-9	8	0	0	1	48	4.2
C	17	RYAN KESLER	60	16:30	5	3	8	-19	44	1	0	1	86	5.8
L	53	*MAX COMTOIS	10	14:35	2	5	7	3	7	0	0	1	9	22.2
D	28	*MARCUS PETTERSSON	27	14:01	0	6	6	4	17	0	0	0	15	0.0
C	46	BEN STREET	21	12:04	3	2	5	-4	2	0	0	0	19	15.8
L	23	BRIAN GIBBONS	44	10:20	2	3	5	-8	16	0	0	0	29	6.9
L	49	*MAX JONES	30	13:10	2	3	5	-1	14	0	0	1	58	3.4
D	76	*JOSH MAHURA	17	14:18	1	4	5	0	4	0	0	0	20	5.0
D	32	*JACOB LARSSON	49	17:07	0	5	5	-4	16	0	0	0	57	0.0
D	5	KORBINIAN HOLZER	22	16:04	1	3	4	5	8	0	0	0	15	6.7
D	43	*JAYCOB MEGNA	28	14:32	1	3	4	-1	12	0	0	0	31	3.2
D	45	*ANDY WEIENSKI	26	16:02	1	3	4	-5	8	0	0	0	32	3.1
D	44	*MICHAEL DEL ZOTTO	12	17:36	0	3	3	-3	0	0	0	0	19	0.0
C	48	*ISAC LUNDESTROM	15	13:02	0	2	2	-1	2	0	0	0	13	0.0
C	83	KALLE KOSSILA	8	10:18	1	0	1	-1	4	0	0	1	11	9.1
C	56	SAM CARRICK	6	10:13	0	1	1	-1	2	0	0	0	5	0.0
D	21	JAKE DOTCHIN	20	11:49	0	1	1	-4	39	0	0	0	7	0.0
D	2	*BRENDAN GUHLE	6	16:08	0	1	1	-3	2	0	0	0	14	0.0
C	39	JOSEPH BLANDISI	3	10:39	0	0	0	-1	6	0	0	0	1	0.0
R	22	*ADAM CRACKNELL	2	10:26	0	0	0	-1	0	0	0	0	3	0.0
C	58	*CHASE DE LEO	1	12:32	0	0	0	1	0	0	0	0	4	0.0
R	18	PATRICK EAVES	7	13:53	0	0	0	-4	4	0	0	0	6	0.0
C	20	**JUSTIN KLOOS	1	7:04	0	0	0	0	0	0	0	0	2	0.0
L	63	*KEVIN ROY	3	13:03	0	0	0	-1	0	0	0	0	2	0.0
D	2	LUKE SCHENN	8	11:59	0	0	0	-6	7	0	0	0	7	0.0
D	62	ANDREJ SUSTR	5	12:02	0	0	0	0	6	0	0	0	6	0.0

NO.	PLAYER	GP	MIN	GAA	W	L	OT	SO	GA	SA	SV%	G	A	PIM
36	JOHN GIBSON	58	3233	2.84	26	22	8	2	153	1838	.917	0	0	2
31	RYAN MILLER	20	1109	2.76	8	7	2	1	51	578	.912	0	0	0
40	KEVIN BOYLE	5	277	2.17	1	3	0	1	10	139	.928	0	0	0
1	CHAD JOHNSON	9	320	3.75	0	5	0	0	20	156	.872	0	0	0

### ANA GOALTENDING TOTALS

\* Rookie ^ Acquired Midseason

## 2017-18 FINAL STATISTICS

POS	NO.	PLAYER	GP	TOI	G	A	P	+/-	PIM	PP	SH	GW	S	S%
C	67	RICKARD RAKELL	77	19:25	34	35	69	6	14	8	0	3	230	14.8
C	15	RYAN GETZLAF	56	21:25	11	50	61	20	42	0	1	0	117	9.4
R	10	COREY PERRY	71	17:46	17	32	49	-4	71	4	0	1	168	10.1
R	33	JAKOB SILFVERBERG	77	17:57	17	23	40	6	18	2	1	2	187	9.1
R	86	ONDREJ KASE	66	13:55	20	18	38	18	14	1	0	5	146	13.7
D	42	JOSH MANSON	80	20:21	7	30	37	34	62	0	0	2	117	6.0
C	14	*ADAM HENRIQUE	57	17:35	20	16	36	17	14	4	1	8	102	19.6
L	7	ANDREW COGLIANO	80	15:11	12	23	35	18	41	0	3	1	175	6.9
D	71	BRANDON MONTOUR	80	20:28	9	23	32	16	42	5	1	5	160	5.6
D	4	CAM FOWLER	67	24:51	8	24	32	3	28	1	1	1	122	6.6
D	47	HAMPUS LINDHOLM	69	22:44	13	18	31	16	34	3	0	3	131	9.9
L	37	NICK RITCHIE	76	13:10	10	17	27	3	72	1	0	2	122	8.2
C	38	DEREK GRANT	66	11:05	12	12	24	3	11	3	0	0	65	18.5
D	23	FRANCOIS BEAUCHEMIN	67	17:18	3	14	17	12	26	0	0	0	93	3.2

# YEAR-BY-YEAR FINAL STATISTICS

C	50	ANTOINE VERMETTE	64	13:44	8	8	16	-5	34	2	0	2	91	8.8
C	21	CHRIS WAGNER	64	13:27	6	9	15	-7	35	1	2	0	78	7.7
C	17	RYAN KESLER	44	18:02	8	6	14	-4	46	2	0	2	78	10.3
R	48	LOGAN SHAW	42	11:29	2	6	8	-1	4	0	0	1	59	3.4
D	3	KEVIN BIEKSA	59	18:01	0	8	8	-13	83	0	0	0	66	0.0
L	63	*KEVIN ROY	25	13:38	6	1	7	3	6	1	0	1	26	23.1
R	71	*J.T. BROWN	23	8:45	1	2	3	-4	12	0	0	0	22	4.5
D	65	*MARCUS PETTERSSON	22	13:36	1	3	4	5	6	0	0	0	16	6.3
C	22	DENNIS RASMUSSEN	27	8:54	1	3	4	4	8	0	0	0	19	5.3
D	45	SAMI VATANEN	15	21:06	1	3	4	-6	8	0	0	0	22	4.5
C	83	*KALLE KOSSILA	10	9:05	1	1	2	-4	0	0	0	0	9	11.1
L	20	*JASON CHIMERA	16	6:58	1	1	2	-1	2	0	0	0	9	11.1
D	73	*ANDY WELINSKI	7	16:10	0	2	2	-1	0	0	0	0	6	0.0
C	22	*CHRIS KELLY	12	7:30	0	2	2	1	2	0	0	0	5	0.0
L	51	MIKE LIAMBAS	7	5:17	0	1	1	0	21	0	0	0	3	0.0
R	18	PATRICK EAVES	2	16:27	1	0	1	0	0	0	0	1	3	33.3
D	75	*JAYCOB MEGNA	14	15:42	0	1	1	-4	2	0	0	0	7	0.0
R	40	JARED BOLL	10	4:25	1	0	1	0	16	0	0	0	4	25.0
C	39	JOSEPH BLANDISI	3	11:40	0	0	0	2	2	0	0	0	4	0.0
L	90	*GIOVANNI FIORE	1	7:53	0	0	0	-1	0	0	0	0	0	0.0
R	61	**TROY TERRY	2	10:12	0	0	0	0	0	0	0	0	3	0.0
L	58	*NICOLAS KERDILES	2	3:45	0	0	0	0	0	0	0	0	0	0.0
D	5	KORBINIAN HOLZER	16	11:36	0	0	0	-3	6	0	0	0	10	0.0

NO.	PLAYER	GP	MIN	GAA	W	L	OT	SO	GA	SA	SV%	G	A	PIM
36	JOHN GIBSON	60	3428	2.43	31	18	7	4	139	1872	.926	0	1	16
31	RYAN MILLER	28	1353	2.35	12	6	6	4	53	739	.928	0	0	0
1	RETO BERRA	5	182	2.31	1	1	0	0	7	95	.926	0	0	0

## ANA GOALTENDING TOTALS

\* Rookie ^ Acquired Midseason

**5,002 2.51 44 25 13 9 192 2716 .923 0 1 16**

## 2016-17 FINAL STATISTICS

POS	NO.	PLAYER	GP	TOI	G	A	P	+/-	PIM	PP	SH	GW	S	%
C	15	RYAN GETZLAF	74	21:04	15	58	73	+7	49	6	2	3	138	10.9
C	17	RYAN KESLER	82	21:18	22	36	58	+8	83	8	0	2	186	11.8
R	10	COREY PERRY	82	17:42	19	34	53	+2	76	5	0	3	215	8.8
C	67	RICKARD RAKELL	71	17:23	33	18	51	+10	12	5	0	10	177	18.6
R	33	JACOB SILVERBERG	79	18:29	23	26	49	+10	20	5	1	5	227	10.1
D	4	CAM FOWLER	80	24:50	11	28	39	+7	20	5	1	3	186	5.9
L	7	ANDREW COGULIANO	82	15:08	16	19	35	+11	26	0	3	2	178	9.0
L	37	NICK RITCHIE	77	12:59	14	14	28	+4	62	1	0	3	149	9.4
C	50	ANTOINE VERMETTE	72	15:54	9	19	28	-7	42	5	0	1	88	10.2
D	45	SAMI VATANEN	71	21:39	3	21	24	+3	30	2	0	0	117	2.6
D	47	HAMPUS LINDHOLM	66	22:26	6	14	20	+13	36	1	0	2	94	6.4
D	42	JOSH MANSON	82	18:37	5	12	17	+14	82	0	1	1	88	5.7
R	86	*ONDREJ KASE	53	11:47	5	10	15	-1	18	0	0	2	77	6.5
R	18	*PATRICK EAVES	20	15:42	11	3	14	+8	8	2	0	1	55	20.0
D	2	KEVIN BIEKSA	81	18:45	3	11	14	0	63	1	0	1	94	3.2
L	74	*JOSEPH CRAMAROSSA	49	9:48	4	6	10	+1	51	0	0	1	26	15.4
C	48	*LOGAN SHAW	55	9:42	3	7	10	+3	10	0	1	1	59	5.1
D	53	*SHEA THEODORE	34	17:18	2	7	9	-6	28	1	0	1	60	3.3
C	21	CHRIS WAGNER	43	9:21	6	1	7	+2	6	0	0	0	40	15.0
D	5	KORBINIAN HOLZER	32	13:30	2	5	7	0	23	0	0	0	14	14.3
D	71	*BRANDON MONTOUR	27	17:22	2	4	6	+11	14	0	0	0	50	4.0
L	16	RYAN GARBUTT	27	9:09	2	1	3	-3	20	0	0	1	26	7.7
D	3	CLAYTON STONER	14	17:33	1	2	3	0	28	0	0	0	16	6.3
R	40	JARED BOLL	51	5:48	0	3	3	-3	87	0	0	0	13	0.0
R	64	*STEFAN NOESEN	12	6:33	2	0	2	+2	2	0	0	0	12	16.7
C	44	NATE THOMPSON	30	10:23	1	1	2	+4	14	0	0	0	19	5.3
C	48	*MICHAEL SGARBOSSA	9	9:28	0	2	2	-2	0	0	0	0	7	0.0
R	59	*NICK SORENSEN	5	10:53	0	1	1	-1	2	0	0	0	7	0.0
L	26	*EMERSON ETEM	3	8:48	0	0	0	-1	2	0	0	0	0	0.0
L	39	MASON RAYMOND	4	8:54	0	0	0	+2	0	0	0	0	3	0.0
D	6	SIMON DESPRES	1	16:08	0	0	0	0	0	0	0	0	1	0.0
D	75	*JAYCOB MEGNA	1	15:20	0	0	0	+1	0	0	0	0	0	0.0
R	41	COREY TROPP	1	9:28	0	0	0	-1	0	0	0	0	0	0.0
L	58	*NICOLAS KERDILES	1	11:08	0	0	0	+1	0	0	0	0	0	0.0
D	51	*JACOB LARSSON	4	16:25	0	0	0	-1	2	0	0	0	2	0.0
L	83	*KALLE KOSSILA	1	6:54	0	0	0	0	0	0	0	0	1	0.0

NO.	PLAYER	GP	MIN	GAA	W	L	OT	SO	GA	SA	SV%	G	A	PIM
36	JOHN GIBSON	52	2950	2.22	25	16	9	6	109	1437	.924	0	1	4
1	JONATHAN BERNIER	39	1993	2.50	21	7	4	2	83	982	.915	0	0	4
30	DUSTIN TOKARSKI	1	9	0.00	0	0	0	0	0	5	1.000	0	0	0

## ANA GOALTENDING TOTALS

\* Rookie ^ Acquired Midseason

**4,952 2.32 46 23 13 8 192 2424 .920 0 1 9**

# YEAR-BY-YEAR FINAL STATISTICS



## 2015-16 FINAL STATISTICS

POS	NO.	PLAYER	GP	TOI	G	A	P	+/-	PIM	PP	SH	GW	S	%
C	15	RYAN GETZLAF	77	19:30	13	50	63	+14	55	6	0	5	178	7.3
R	10	COREY PERRY	82	17:42	34	28	62	+2	68	12	0	6	215	15.8
C	17	RYAN KESLER	79	19:31	21	32	53	+5	78	5	1	4	164	12.8
R	67	RICKARD RAKELL	72	16:04	20	23	43	-1	19	4	0	7	169	11.8
R	33	JAKOB SILFVERBERG	82	16:58	20	19	39	+8	32	2	0	2	215	9.3
D	45	SAMI VATANEN	71	21:18	9	29	38	+8	20	4	0	2	140	6.4
L	7	ANDREW COGLIANO	82	14:25	9	23	32	+2	28	0	2	3	131	6.9
D	47	HAMPUS LINDHOLM	80	22:00	10	18	28	+7	40	4	1	1	149	6.7
D	4	CAM FOWLER	69	22:46	5	23	28	-8	27	3	0	0	113	4.4
L	57	*DAVID PERRON	28	14:48	8	12	20	+12	34	7	0	1	51	15.7
R	29	CHRIS STEWART	56	10:47	8	12	20	+2	73	1	0	1	78	10.3
C	25	MIKE SANTORELLI	70	10:05	9	9	18	-4	8	1	0	1	81	11.1
C	22	SHAWN HORCORFF	59	13:17	6	9	15	+1	34	0	1	2	73	8.2
D	42	JOSH MANSON	71	18:46	5	10	15	+11	74	0	0	1	88	5.7
D	2	KEVIN BIEKSA	71	21:00	4	11	15	-7	99	2	0	1	109	3.7
L	19	PATRICK MAROON	56	11:23	4	9	13	-13	54	3	0	0	65	6.2
L	26	CARL HAGELIN	43	15:00	4	8	12	-10	14	0	0	0	82	4.9
L	88	*JAMIE MCGINNIN	21	14:40	8	4	12	+3	23	3	0	2	47	17.0
L	16	*RYAN GARBUTT	37	11:25	5	3	8	-4	21	0	1	2	52	9.6
D	53	*SHEA THEODORE	19	19:06	3	5	8	+7	2	2	0	1	28	10.7
C	44	NATE THOMPSON	49	11:35	3	3	6	-1	47	0	1	0	42	7.1
D	3	CLAYTON STONER	50	15:21	1	5	6	+4	67	0	0	0	32	3.1
L	11	*BRANDON PIRRI	9	12:43	3	2	5	0	0	0	0	1	17	17.6
L	37	*NICK RITCHIE	33	11:45	2	2	4	-2	37	0	0	0	55	3.6
D	24	SIMON DESPRES	32	19:37	0	4	4	+2	8	0	0	0	32	0.0
L	46	JIRI SEKAC	22	12:11	1	2	3	0	4	1	0	0	29	3.4
D	5	KORBINIAN HOLZER	29	14:45	0	3	3	-3	10	0	0	0	17	0.0
C	62	*CHRIS WAGNER	17	10:33	0	2	2	0	19	0	0	0	28	0.0
L	43	*MAX FRIBERG	5	8:50	0	0	0	-1	2	0	0	0	1	0.0
R	18	TIM JACKMAN	2	5:44	0	0	0	-2	4	0	0	0	1	0.0
R	64	*STEFAN NOESEN	1	10:02	0	0	0	0	0	0	0	0	0	0.0
C	77	MICHAEL SGARBOSSA	1	8:21	0	0	0	0	0	0	0	0	0	0.0
L	41	HARRY ZOLNIERCZYK	1	8:48	0	0	0	-1	0	0	0	0	1	0.0

NO.	PLAYER	GP	MIN	GAA	W	L	OT	SO	GA	SA	SV%	G	A	PIM
31	FREDERIK ANDERSEN	43	2298	2.30	22	9	7	3	88	1086	.919	0	1	2
36	*JOHN GIBSON	40	2295	2.07	21	13	4	4	79	992	.920	0	1	2
30	ANTON KHUDBOIN	9	356	2.70	3	3	0	1	16	175	.909	0	0	0

<b>ANA GOALENDING TOTALS</b>		<b>4,917</b>	<b>2,229</b>	<b>45</b>	<b>25</b>	<b>11</b>	<b>7</b>	<b>188</b>	<b>2234</b>	<b>.916</b>	<b>0</b>	<b>2</b>	<b>4</b>
------------------------------	--	--------------	--------------	-----------	-----------	-----------	----------	------------	-------------	-------------	----------	----------	----------

\* Rookie ^ Acquired Midseason

## 2014-15 FINAL STATISTICS

POS	NO.	PLAYER	GP	TOI	G	A	P	+/-	PIM	PP	SH	GW	S	%
C	15	RYAN GETZLAF	77	20:05	25	45	70	+15	62	3	0	6	191	13.1
R	10	COREY PERRY	67	18:06	33	22	55	+13	67	4	0	3	193	17.1
C	17	RYAN KESLER	81	19:30	20	27	47	-5	75	5	1	4	205	9.8
R	33	JAKOB SILFVERBERG	81	15:39	13	26	39	+15	24	2	1	2	189	6.9
D	45	SAMI VATANEN	67	21:27	12	25	37	+5	36	7	1	1	122	9.8
L	19	PATRICK MAROON	71	14:16	9	25	34	-5	82	1	0	1	120	7.5
D	47	HAMPUS LINDHOLM	78	21:45	7	27	34	+25	32	0	0	1	107	6.5
D	4	CAM FOWLER	80	21:08	7	27	34	+4	14	1	1	2	87	8.0
L	39	MATT BELESKEY	65	14:28	22	10	32	+13	39	4	0	8	145	15.2
R	67	*RICKARD RAKELL	71	12:34	9	22	31	+6	10	2	0	1	105	8.6
L	7	ANDREW COGLIANO	82	14:36	15	14	29	+5	14	0	3	2	134	11.2
R	21	KYLE PALMIERI	57	14:05	14	15	29	-2	37	5	0	4	112	12.5
D	23	FRANCOIS BEAUCHEMIN	64	22:44	11	12	23	+17	48	2	0	1	110	10.0
C	44	NATE THOMPSON	80	13:19	5	13	18	+0	39	0	1	3	87	5.7
R	12	DEVANTE SMITH-PELLY	54	14:38	5	12	17	+1	12	0	1	1	76	6.6
D	6	BEN LOVEJOY	40	18:33	1	10	11	+3	17	0	0	0	50	2.0
L	16	EMERSON ETEM	45	12:14	5	5	10	-6	4	0	0	0	77	6.5
L	14	*RENE BOURQUE	30	12:07	2	6	8	-4	12	1	0	0	44	4.5
D	3	CLAYTON STONER	69	17:38	1	7	8	-2	68	0	1	1	68	1.5
R	18	TIM JACKMAN	55	8:22	5	2	7	-4	86	0	0	1	55	9.1
L	46	*JIRI SEKAC	19	12:56	2	5	7	+2	4	0	0	0	29	6.9
D	24	*SIMON DESPRES	16	18:39	1	5	6	+2	22	0	0	0	27	3.7
L	14	*TOMAS FLEISCHMANN	14	14:10	1	5	6	+0	4	0	0	0	24	4.2
D	20	*JAMES WISNIEWSKI	13	20:13	0	5	5	-3	10	0	0	0	20	0.0
C	38	*WILLIAM KARLSSON	18	12:08	2	1	3	+1	2	0	0	1	24	8.3
D	42	*JOSH MANSON	28	18:26	0	3	3	+1	31	0	0	0	26	0.0
D	2	*ERIC BREWER	9	17:15	1	1	2	-6	6	0	0	0	7	14.3
D	55	BRYAN ALLEN	6	18:12	0	1	1	0	4	0	0	0	4	0.0
D	37	MAT CLARK	7	12:46	0	1	1	+2	6	0	0	0	2	0.0
D	48	*COLBY ROBAK	5	15:15	0	1	1	+3	0	0	0	0	2	0.0
D	28	MARK FISTRIC	9	14:47	0	0	0	-3	4	0	0	0	1	0.0

# YEAR-BY-YEAR FINAL STATISTICS

C	62	*CHRIS WAGNER	9	8:47	0	0	0	-2	2	0	0	0	0	7	0.0
L	51	DANY HEATLEY	6	12:07	0	0	0	-3	0	0	0	0	0	8	0.0
L	43	*MAX FRIBERG	1	8:47	0	0	0	0	0	0	0	0	0	0	0.0
R	64	*STEFAN NOESEN	1	6:54	0	0	0	+0	0	0	0	0	0	0	0.0
D	77	JESSE BLACKER	1	6:03	0	0	0	-2	0	0	0	0	0	0	0.0

NO.	PLAYER	GP	MIN	GAA	W	L	OT	SO	GA	SA	SV%	G	A	PIM
31	FREDERIK ANDERSEN	54	3106	2.38	35	12	5	3	123	1436	.914	0	3	4
36	*JOHN GIBSON	23	1340	2.60	13	8	0	1	58	674	.914	0	0	0
30	JASON LABARBERA	5	207	2.61	2	0	1	0	9	99	.909	0	0	0
80	*ILIYA BRYZGALOV	8	329	4.19	1	4	1	0	23	150	.847	0	2	0

**ANA GOALTENDING TOTALS** **5,002 2.65 51 24 7 4 221 2367 .907**

\* Rookie ^ Acquired Midseason

## 2013-14 FINAL STATISTICS

POS	NO.	PLAYER	GP	TOI	G	A	P	+/-	PIM	PP	SH	GW	S	5%
C	15	RYAN GETZLAF	77	21:17	31	56	87	+28	31	5	0	7	204	15.2
R	10	COREY PERRY	81	19:28	43	39	82	+32	65	8	0	9	280	15.4
C	13	NICK BONINO	77	16:13	22	27	49	+14	22	7	0	2	159	13.8
C	22	MATHIEU PERREAULT	69	13:52	18	25	43	+13	36	4	0	1	120	15.0
C	7	ANDREW COGLIANO	82	15:23	21	21	42	+13	26	0	3	5	157	13.4
D	4	CAM FOWLER	70	23:51	6	30	36	+15	14	4	1	2	100	6.0
R	17	DUSTIN PENNER	49	15:15	13	19	32	+22	28	5	0	2	100	13.0
R	21	KYLE PALMIERI	71	11:56	14	17	31	+9	38	0	0	4	147	9.5
D	47	*HAMPUS LINDHOLM	78	19:25	6	24	30	+29	36	1	0	1	116	5.2
C	34	DANIEL WINNIK	76	15:23	6	24	30	+6	23	0	2	2	115	5.2
C	11	SAKU KOIVU	65	15:02	11	18	29	+3	46	0	1	1	81	13.6
L	62	*PATRICK MAROON	62	12:18	11	18	29	+11	101	1	0	3	93	11.8
R	8	TEEMU SELANNE	64	14:07	9	18	27	+8	12	4	0	3	111	8.1
L	39	MATT BELESKEY	55	12:26	9	15	24	+8	64	0	0	2	112	8.0
R	33	JAKOB SILFVERBERG	52	14:15	10	13	23	+2	1	2	1	1	119	8.4
D	45	*SAMI VATANEN	48	17:27	6	15	21	+9	22	2	0	0	73	8.2
D	6	BEN LOVEJOY	78	19:23	5	13	18	+21	39	0	0	2	107	4.7
D	23	FRANCOIS BEAUCHEMIN	70	23:05	4	13	17	+26	39	1	0	1	100	4.0
R	65	EMERSON ETEM	29	12:47	7	4	11	+3	4	1	1	2	44	15.9
R	77	DEVANTE SMITH-PELLY	19	12:38	2	8	10	+5	2	0	0	0	23	8.7
D	55	BRYAN ALLEN	68	17:33	0	10	10	+20	75	0	0	0	60	3.0
D	5	LUCA SBISA	30	17:03	1	5	6	+0	43	0	0	0	30	3.3
D	28	MARK FISTRIC	34	15:24	1	4	5	+9	28	0	0	0	22	4.5
D	19	*STEPHANE ROBIDAS	14	20:37	1	4	5	+3	8	0	0	1	21	4.8
R	18	TIM JACKMAN	26	7:22	3	1	4	-2	62	0	0	0	37	8.1
R	67	*RICKARD RAKELL	18	11:43	0	4	4	-3	2	0	0	0	22	0.0
D	51	ALEX GRANT	2	12:10	2	0	2	+3	2	0	0	0	2	100.0
C	74	PETER HOLLAND	4	9:05	1	0	1	-1	2	0	0	0	3	33.3
D	40	NOLAN YONKMAN	2	8:57	0	1	1	-1	0	0	0	0	3	0.0
C	20	DAVID STECKEL	6	10:50	0	0	0	+0	0	0	0	0	8	0.0

NO.	PLAYER	GP	MIN	GAA	W	L	OT	SO	GA	SA	SV%	G	A	PIM
1	JONAS HILLER	50	2909	2.48	29	13	7	5	120	1348	.911	0	2	0
31	*FREDERIK ANDERSEN	28	1569	2.29	20	5	0	0	60	783	.923	0	1	0
30	VIKTOR FASTH	5	305	2.95	2	2	1	0	15	131	.885	0	0	0
36	*JOHN GIBSON	3	181	1.33	3	0	0	1	4	87	.954	0	0	0

**ANA GOALTENDING TOTALS** **86 4964 2.41 54 20 8 6 199 2349 .915**

\* Rookie ^ Acquired Midseason

## 2012-13 FINAL STATISTICS

POS	NO.	PLAYER	GP	TOI	G	A	P	+/-	PIM	PP	SH	GW	S	5%
C	15	RYAN GETZLAF	44	20:11	15	34	49	+14	41	4	3	3	99	15.2
R	10	COREY PERRY	44	19:04	15	21	36	+10	72	5	0	5	128	11.7
L	9	BOBBY RYAN	46	16:35	11	19	30	+3	17	2	0	1	101	10.9
C	11	SAKU KOIVU	47	17:36	8	19	27	+4	18	4	0	0	55	14.5
R	8	TEEMU SELANNE	46	15:41	12	12	24	-10	28	3	0	1	96	12.5
D	23	FRANCOIS BEAUCHEMIN	48	23:27	6	18	24	+19	22	1	0	0	74	8.1
C	7	ANDREW COGLIANO	48	15:22	13	10	23	+14	6	0	2	1	79	16.5
R	51	KYLE PALMIERI	42	12:19	10	11	21	+2	9	2	0	5	92	10.9
C	34	DANIEL WINNIK	48	16:49	6	13	19	+3	16	0	0	1	95	6.3
D	44	SHELDON SOURAY	44	20:55	7	10	17	+19	52	2	0	3	80	8.8
L	39	MATT BELESKEY	42	12:00	8	5	13	+2	56	2	0	1	61	13.1
C	13	NICK BONINO	27	15:53	5	8	13	-3	8	1	0	0	37	13.5
D	4	CAM FOWLER	37	20:26	1	10	11	-4	4	1	0	0	50	2.0
R	65	*EMERSON ETEM	38	11:27	3	7	10	+7	9	0	0	0	48	6.3
D	6	*BEN LOVEJOY	32	18:13	0	10	10	+6	29	0	0	0	51	0.0
D	5	LUCA SBISA	41	19:50	1	7	8	0	23	0	0	1	39	2.6
D	55	BRYAN ALLEN	41	18:44	0	6	6	+1	34	0	0	0	25	0.0
D	32	TONI LYDMAN	35	19:23	0	6	6	-1	12	0	0	0	28	0.0
C	20	*DAVID STECKEL	21	10:37	1	5	6	+2	0	0	0	0	19	5.3

# YEAR-BY-YEAR FINAL STATISTICS



C	74	*PETER HOLLAND	21	11:35	3	2	5	+4	4	1	0	0	26	11.5
R	18	RADEK DVORAK	9	13:08	4	0	4	+2	2	0	0	1	17	23.5
L	62	*PATRICK MAROON	13	9:47	2	1	3	-1	10	0	0	0	21	9.5
D	45	*SAMI VATANEN	8	15:49	2	0	2	+3	0	1	0	0	6	33.3
R	25	BRAD STAUBITZ	15	6:12	1	1	2	0	41	0	0	1	5	20.0
C	64	BRANDON MCMILLAN	6	8:44	0	1	1	-1	2	0	0	0	2	0.0
C	19	*MATTHEW LOMBARDI	7	13:25	0	0	0	-2	4	0	0	0	5	0.0
R	77	DEVANTE SMITH-PELLEY	7	8:59	0	0	0	-4	0	0	0	0	5	0.0
R	67	*RICKARD RAKELL	4	8:57	0	0	0	-2	0	0	0	0	3	0.0
D	40	JORDAN HENDRY	2	17:34	0	0	0	0	0	0	0	0	0	0.0

NO.	PLAYER	GP	MIN	GAA	W	L	OT	SO	GA	SA	SV%	G	A	PIM
1	JONAS HILLER	26	1498	2.36	15	6	4	1	59	675	.913	0	1	2
31	VIKTOR FASTH	25	1428	2.18	15	6	2	4	52	661	.921	0	0	0
<b>ANA GOALTENDING TOTALS</b>		<b>48</b>	<b>2936</b>	<b>2.35</b>	<b>30</b>	<b>12</b>	<b>6</b>	<b>5</b>	<b>115</b>	<b>1340</b>	<b>.914</b>			

\* Rookie ^ Acquired Midseason

## 2011-12 FINAL STATISTICS

POS	NO.	PLAYER	GP	TOI	G	A	P	+/-	PIM	PP	SH	GW	S	S%
R	8	TEEMU SELANNE	82	17:52	26	40	66	-1	50	12	0	4	210	12.4
R	10	COREY PERRY	80	21:22	37	23	60	-7	127	14	1	6	277	13.4
L	9	BOBBY RYAN	82	18:21	31	26	57	+1	53	3	2	3	204	15.2
C	15	RYAN GETZLAF	82	21:35	11	46	57	-11	75	4	0	4	185	5.9
C	11	SAKU KOIVU	74	18:07	11	27	38	+7	50	0	0	1	107	10.3
D	4	CAM FOWLER	82	23:15	5	24	29	-28	18	2	0	0	123	4.1
D	17	LUBOMIR VISNOVSKY	68	20:47	6	21	27	+7	47	1	0	1	112	5.4
C	7	ANDREW COGLIANO	82	14:42	13	13	26	-4	15	2	0	2	115	11.3
D	5	LUCA SBISA	80	17:55	5	19	24	-5	66	0	0	0	88	5.7
D	23	FRANCOIS BEAUCEMIN	82	25:33	8	14	22	-14	48	3	0	1	139	5.8
L	12	*NIKLAS HAGMAN	63	14:37	8	11	19	-10	12	1	0	1	111	7.2
C	63	NICK BONINO	50	12:28	5	13	18	+1	8	0	0	0	63	7.9
L	39	MATT BELESKEY	70	10:15	4	11	15	-2	72	0	0	0	75	5.3
D	21	SHELDON BROOKBANK	80	15:36	3	11	14	+11	72	0	0	1	49	6.1
R	77	*DEVANTE SMITH-PELLEY	49	12:02	7	6	13	-7	16	1	1	1	66	10.6
D	32	TONI LYDMAN	74	18:54	0	13	13	0	46	0	0	0	46	0.0
L	33	JASON BLAKE	45	14:08	7	5	12	-4	6	2	0	3	109	6.4
R	51	*KYLE PALMIERI	18	11:31	4	3	7	+3	6	0	0	0	34	11.8
R	41	*ANDREW GORDON	37	10:51	2	3	5	-10	6	0	0	0	38	5.3
R	16	GEORGE PARROS	46	6:22	1	3	4	+1	85	0	0	0	17	5.9
C	49	*MAXIME MACENAUER	29	10:48	1	3	4	-4	18	0	0	1	14	7.1
C	64	BRANDON MCMILLAN	25	11:12	0	4	4	-10	20	0	0	0	26	0.0
C	14	*ROD PELLEY	45	8:00	2	1	3	-3	9	0	0	0	41	4.9
D	34	NATE GUENIN	15	11:09	2	0	2	+6	6	0	0	1	5	40.0
C	74	*PETER HOLLAND	4	7:42	1	0	1	0	2	0	0	1	1	100.0
L	19	JEAN-FRANCOIS JACQUES	6	6:37	0	0	0	+2	12	0	0	0	7	0.0
C	18	MARK BELL	5	6:26	5	0	0	0	5	0	0	0	0	0.0
D	62	*PATRICK MAROON	2	12:32	0	0	0	0	2	0	0	0	1	0.0
D	73	*MAT CLARK	2	11:01	0	0	0	-2	0	0	0	0	2	0.0
C	58	*RYAN O'MARRA	2	8:09	0	0	0	-1	0	0	0	0	4	0.0

NO.	PLAYER	GP	MIN	GAA	W	L	OT	SO	GA	SA	SV%	G	A	PIM
1	JONAS HILLER	73	4253	2.57	29	30	12	4	182	2021	.910	0	1	0
38	DAN ELLIS	10	419	2.72	1	5	0	0	19	214	.911	0	1	0
34	JEFF DESLAURIERS	4	241	2.74	3	1	0	0	11	113	.903	0	0	0
31	*IRO TARKKI	1	41	4.39	1	0	0	0	3	10	.700	0	0	0
<b>ANA GOALTENDING TOTALS</b>		<b>82</b>	<b>4987</b>	<b>2.70</b>	<b>34</b>	<b>36</b>	<b>12</b>	<b>4</b>	<b>224</b>	<b>2367</b>	<b>.905</b>			

\* Rookie ^ Acquired Midseason

## 2010-11 FINAL STATISTICS

POS	NO.	PLAYER	GP	TOI	G	A	P	+/-	PIM	PP	SH	GW	S	S%
R	10	COREY PERRY	82	22:18	50	48	98	+9	104	14	4	11	290	17.2
R	8	TEEMU SELANNE	73	17:56	31	49	80	+6	49	16	0	5	213	14.6
C	15	RYAN GETZLAF	67	21:51	19	57	76	+14	35	7	0	4	117	16.2
R	9	BOBBY RYAN	82	20:10	34	5	37	71	+15	5	1	5	270	12.6
D	17	LUBOMIR VISNOVSKY	81	24:17	18	50	68	+18	24	5	0	4	152	11.8
C	11	SAKU KOIVU	75	19:08	15	30	45	-8	36	4	0	3	104	14.4
D	4	*CAM FOWLER	76	22:07	10	30	40	-25	20	6	0	3	123	8.1
LW	33	JASON BLAKE	76	14:45	16	16	32	-5	41	3	0	3	187	8.6
D	32	TONI LYDMAN	78	22:10	3	22	25	+32	42	0	0	0	99	3.0
C	64	*BRANDON MCMILLAN	60	14:04	11	10	21	-5	18	2	2	2	77	14.3
RW	14	JOFFREY LUPUL	26	13:13	5	8	13	-4	14	2	0	1	54	9.3
RW	42	DAN SEXTON	47	11:35	4	9	13	-6	4	1	0	0	78	5.1
D	5	LUCA SBISA	68	16:47	2	9	11	-11	43	1	0	0	76	2.6
L	39	MATT BELESKEY	35	12:58	3	7	10	-10	36	0	0	0	58	5.2
C	22	TODD MARCHANT	79	13:17	1	7	8	-18	26	0	0	0	63	1.6

# YEAR-BY-YEAR FINAL STATISTICS

D	3	ANDREAS IILJA	52	17:25	1	6	7	-15	28	0	0	0	31	3.2
D	23	*FRANCOIS BEAUCHEMIN	27	21:42	3	2	5	-4	16	1	0	0	30	10.0
R	16	GEORGE PARROS	78	6:24	3	1	4	-4	171	0	0	1	33	9.1
D	25	ANDY SUTTON	39	14:45	0	4	4	+1	87	0	0	0	31	0.0
C	20	RYAN CARTER	18	10:44	1	2	3	-4	22	0	0	0	23	4.3
C	14	*MAXIM LAPIERRE	21	11:34	0	3	3	-6	9	0	0	0	28	0.0
L	37	*JARKKO RUUTU	23	8:58	1	1	2	0	0	0	0	0	20	5.0
D	26	DANNY SYVRET	6	16:26	1	1	2	-3	4	0	0	0	8	12.5
L	19	*BRAD WINCHESTER	19	10:28	1	1	2	-9	28	0	0	0	23	4.3
D	23	PAUL MARA	33	20:10	1	1	2	-1	40	0	0	1	34	2.9
C	28	KYLE CHIPCHURA	40	7:59	0	2	2	+1	32	0	0	0	23	0.0
RW	51	*KYLE PALMIERI	10	8:41	1	0	1	-1	0	0	0	0	10	10.0
D	60	BRENDAN MIKKELSON	5	19:24	0	1	1	+1	7	0	0	0	4	0.0
R	50	TROY BODIE	9	9:43	0	1	1	-3	7	0	0	0	5	0.0
D	53	BRETT FESTERLING	1	14:53	1	0	0	-2	0	0	0	0	0	0.0
C	63	*NICK BONINO	26	9:48	0	0	0	-3	0	0	0	0	23	0.0
D	21	SHELDON BROOKBANK	40	13:19	0	0	0	-8	63	0	0	0	29	0.0
L	34	AARON VOROS	12	5:32	0	0	0	-4	43	0	0	0	8	0.0
L	12	JOSH GREEN	12	10:00	0	0	0	-3	6	0	0	0	10	0.0

NO.	PLAYER	GP	MIN	GAA	W	L	OT	SO	GA	SA	SV%	G	A	PIM
1	JONAS HILLER	49	2672	2.56	26	16	3	5	114	1493	.924	0	1	0
29	RAY EMERY	10	527	2.28	7	2	0	0	20	272	.926	0	0	0
38	*DAN ELLIS	13	729	2.39	8	3	1	0	29	348	.917	0	0	0
31	CURTIS MCELHINNEY	12	996	3.43	6	9	1	2	57	516	.890	0	1	0
30	TIMO PIELMEIER	1	40	7.50	0	0	0	0	5	12	.583	0	0	0
<b>ANA GOALTENDING TOTALS</b>		<b>82</b>	<b>4993</b>	<b>2.80</b>	<b>47</b>	<b>30</b>	<b>5</b>	<b>7</b>	<b>233</b>	<b>2648</b>	<b>.912</b>			

\* Rookie ^ Acquired Midseason

## 2009-10 FINAL STATISTICS

POS	NO.	PLAYER	GP	TOI	G	A	P	+/-	PIM	PP	SH	GW	S	S%
R	10	COREY PERRY	82	21:03	27	49	76	0	111	6	1	2	270	10.0
C	15	RYAN GETZLAF	66	21:40	19	50	69	+4	79	8	0	5	149	12.8
R	9	BOBBY RYAN	81	18:29	35	29	64	+9	81	11	0	3	258	13.6
C	11	SAKU KOIVU	71	18:34	19	33	52	+14	36	5	1	6	124	15.3
R	8	TEEMU SELANNE	54	17:19	27	21	48	+3	16	14	0	5	173	15.6
D	27	SCOTT NIEDERMAYER	80	26:30	10	38	48	-9	38	5	0	2	168	6.0
D	34	JAMES WISNIEWSKI	69	24:20	3	27	30	-5	56	2	0	0	146	2.1
D	19	RYAN WHITNEY	62	24:33	4	24	28	-6	48	3	0	0	107	3.7
C	22	TODD MARCHANT	78	15:48	9	13	22	-16	32	0	3	1	83	10.8
RW	42	*DAN SEXTON	41	13:29	9	10	19	-3	16	2	0	0	93	9.7
L	39	*MATT BELESKEY	60	13:59	11	7	18	-10	35	0	0	3	123	8.9
D	7	STEVE EMINGER	63	19:28	4	12	16	+1	30	0	0	1	45	8.9
LW	33	*JASON BLAKE	26	16:02	6	9	15	-6	10	4	0	0	69	8.7
RW	14	JOFFREY LUPUL	23	15:57	10	4	14	+3	18	0	0	0	66	15.2
D	17	*LUBOMIR VISNOVSKY	16	25:59	5	8	13	-6	4	1	0	1	53	9.4
C	28	*KYLE CHIPCHURA	55	12:28	6	6	12	-2	56	0	1	1	43	14.0
C	17	PETTERI NOKELAINEN	50	12:55	4	7	11	-7	21	0	0	0	70	5.7
C	20	RYAN CARTER	38	9:51	4	5	9	0	31	0	0	1	38	10.5
RW	24	EVGENY ARTYUKHIN	37	9:04	4	5	9	0	41	0	0	0	21	19.0
D	21	SHELDON BROOKBANK	66	14:57	0	9	9	+10	114	0	0	0	60	0.0
R	13	MIKE BROWN	75	8:21	6	1	7	+1	106	0	1	2	82	7.3
R	50	*TROY BODIE	44	11:14	5	2	7	-8	80	0	1	1	58	16.6
D	4	NICK BOYNTON	42	16:45	1	6	7	+1	59	1	0	0	39	2.6
R	16	GEORGE PARROS	57	6:00	4	0	4	+4	136	0	0	0	25	16.0
D	53	BRETT FESTERLING	42	12:30	0	3	3	+1	15	0	0	0	25	0.0
C	63	*NICK BONINO	9	14:13	1	1	2	0	6	1	0	0	14	7.1
D	60	BRENDAN MIKKELSON	28	14:59	0	2	2	-5	14	0	0	0	21	0.0
D	4	*AARON WARD	17	14:26	0	2	2	+2	8	0	0	0	9	0.0
LW	32	KYLE CALDER	14	14:07	0	2	2	-7	8	0	0	0	20	0.0
D	41	*NATHAN OYSTRICK	3	10:34	0	0	0	-1	2	0	0	0	1	0.0
C	48	ANDREW EBBETT	2	12:54	0	0	0	-1	0	0	0	0	1	0.0
C	26	ERIK CHRISTENSEN	9	11:26	0	0	0	-3	2	0	0	0	9	0.0
D	5	LUCA SBISA	8	12:37	0	0	0	-1	6	0	0	0	3	0.0
C	67	*MACGREGOR SHARP	8	4:09	0	0	0	0	0	0	0	0	6	0.0

NO.	PLAYER	GP	MIN	GAA	W	L	OT	SO	GA	SA	SV%	G	A	PIM
1	JONAS HILLER	59	3338	2.73	30	23	4	2	152	1860	.918	0	2	0
31	*CURTIS MCELHINNEY	10	521	2.76	5	1	2	0	24	288	.917	0	0	0
35	JEAN-SEBASTIEN GIGUERE	20	1108	3.14	4	8	5	1	58	580	.900	0	0	2
<b>ANA GOALTENDING TOTALS</b>		<b>82</b>	<b>4996</b>	<b>2.92</b>	<b>39</b>	<b>32</b>	<b>11</b>	<b>3</b>	<b>243</b>	<b>2737</b>	<b>.910</b>			

\* Rookie ^ Acquired Midseason

## 2008-09 FINAL STATISTICS

POS	NO.	PLAYER	GP	TOI	G	A	PTS	+/-	PIM	PP	SH	GW	S	PCTG
-----	-----	--------	----	-----	---	---	-----	-----	-----	----	----	----	---	------

# YEAR-BY-YEAR FINAL STATISTICS



C	15	RYAN GETZLAF	81	20:07	25	66	91	5	121	9	0	2	227	11.0
R	10	COREY PERRY	78	18:36	32	40	72	10	109	10	0	8	283	11.3
D	27	SCOTT NIEDERMAYER	82	26:55	14	45	59	-8	70	9	0	2	178	7.9
R	9	*BOBBY RYAN	64	15:26	31	26	57	13	33	12	0	3	174	17.8
R	8	TEEMU SELANNE	65	16:29	27	27	54	-3	36	16	0	5	186	14.5
D	25	CHRIS PRONGER	82	26:56	11	37	48	0	88	4	0	2	196	5.6
C	48	*ANDREW EBBETT	48	13:52	8	24	32	8	24	6	0	0	100	8.0
C	26	*ERIK CHRISTENSEN	64	13:38	7	21	28	-9	20	2	0	0	122	5.7
D	34	*JAMES WISNIEWSKI	48	19:51	3	21	24	9	30	1	0	0	89	3.4
D	19	*RYAN WHITNEY	48	23:51	2	21	23	-14	28	1	0	0	71	2.8
C	44	ROB NIEDERMAYER	79	15:34	14	7	21	-17	42	1	1	2	88	15.9
C	22	TODD MARCHANT	72	14:31	5	13	18	-2	34	0	2	0	101	5.0
R	16	GEORGE PARROS	74	6:15	5	5	10	8	135	0	0	0	47	10.6
L	18	DREW MILLER	27	12:59	4	6	10	0	17	0	0	0	45	8.9
C	17	*PETERI NOKELAINEN	50	11:15	4	5	9	2	16	0	1	0	56	7.1
C	20	RYAN CARTER	48	9:05	3	6	9	3	52	0	0	1	40	7.5
D	3	BRET HEDICAN	51	16:18	1	5	6	-7	36	0	0	0	40	2.5
D	23	FRANCOIS BEAUCHEMIN	20	24:54	4	1	5	-3	12	0	0	2	45	8.9
D	53	*BRETT FESTERLING	40	16:40	0	5	5	5	18	0	0	0	15	0.0
R	13	**MIKE BROWN	48	8:08	2	2	4	-7	145	0	0	2	44	4.5
D	21	*SHELDON BROOKBANK	44	12:07	1	3	4	4	76	0	0	0	30	3.3
D	60	*BRENDAN MIKKELSON	34	13:56	0	2	2	0	17	0	0	0	19	0.0
D	55	*BRIAN SALCIDO	2	12:17	0	1	1	2	0	0	0	0	1	0.0
L	64	*MATT BELESKEY	2	11:09	0	0	0	0	0	0	0	0	0	0.0
R	50	*TROY BODIE	4	8:08	0	0	0	0	0	0	0	0	5	0.0

## NO. GOALTENDER

1	JONAS HILLER	46	2486	2.39	23	15	1	6	4	99	1217	.919	0	0	0
35	J.S. GIGUERE	46	2458	3.10	19	18	6	3	2	127	1274	.900	0	0	4

## ANA GOALTENDING TOTALS

**82 4988 2.83 42 33 7 9 6 235 2500 .906**

\* Rookie ^ Acquired Midseason

## 2007-08 FINAL STATISTICS

POS	NO.	PLAYER	GP	TOI	G	A	PTS	+/-	PIM	PP	SH	GW	S	PCTG
C	15	RYAN GETZLAF	77	19:38	24	58	82	32	94	4	1	2	185	13.0
R	10	COREY PERRY	70	17:57	29	25	54	12	108	11	0	4	200	14.5
L	14	CHRIS KUNITZ	82	16:54	21	29	50	8	80	7	1	6	196	10.7
D	25	CHRIS PRONGER	72	26:00	12	31	43	1-	128	8	0	4	182	6.6
R	4	TODD BERTUZZI	68	16:27	14	26	40	8	97	4	0	2	121	11.6
D	11	MATHIEU SCHNEIDER	65	22:17	12	27	39	22	50	5	0	2	139	8.6
C	39	*DOUG WEIGHT	67	14:36	10	15	25	4	32	2	0	1	96	10.4
D	27	SCOTT NIEDERMAYER	48	23:54	8	17	25	2-	16	7	0	3	87	9.2
R	8	TEEMU SELANNE	26	18:07	12	11	23	5	8	7	0	2	87	13.8
D	23	FRANCOIS BEAUCHEMIN	82	25:31	2	19	21	9-	59	0	0	2	144	1.4
D	7	*MARC-ANDRE BERGERON	55	17:23	9	10	19	16-	20	8	0	1	108	8.3
D	40	KENT HUSKINS	76	16:04	4	15	19	23	59	1	0	2	46	8.7
C	22	TODD MARCHANT	75	14:49	9	7	16	3-	48	0	0	0	93	9.7
C	44	ROB NIEDERMAYER	78	17:42	8	8	16	1	54	0	1	1	111	7.2
C	26	SAMUEL PAHLSSON	56	18:46	6	9	15	2-	34	0	3	3	94	6.4
R	54	*BOBBY RYAN	23	11:15	5	5	10	1-	6	3	0	0	37	13.5
D	21	SEAN O'DONNELL	82	17:14	2	7	9	9	84	0	1	0	25	8.0
C	20	*RYAN CARTER	34	10:29	4	4	8	2-	36	0	0	1	56	7.1
L	32	TRAVIS MOEN	77	15:49	3	5	8	10-	81	0	1	1	98	3.1
L	18	*DREW MILLER	26	11:11	2	3	5	1-	6	0	0	0	30	6.7
D	33	JOE DIPENTA	23	10:39	1	4	5	3	16	0	0	0	5	20.0
R	16	GEORGE PARROS	69	5:56	1	4	5	3	183	0	0	0	30	3.3
L	24	BRAD MAY	61	6:37	3	1	4	2	53	0	0	2	34	8.8
C	17	*BRIAN SUTHERBY	50	8:35	1	1	2	4-	64	0	0	0	49	2.0
C	56	*PETERI WIRTANEN	3	4:11	1	0	1	1	2	0	0	1	1	100.0
R	28	MARK MOWERS	17	9:02	1	0	1	0	8	0	0	0	6	16.7
C	48	*ANDREW EBBETT	3	13:18	0	0	0	3	2	0	0	0	3	.0
D	20	MAXIM KONDRATIEV	4	7:30	0	0	0	2-	0	0	0	0	1	.0
R	42	JASON KING	4	10:56	0	0	0	3-	0	0	0	0	2	.0
C	20	GEOFF PLATT	5	11:17	0	0	0	2	2	0	0	0	4	.0

## NO. GOALTENDER

1	*JONAS HILLER	23	1223	2.06	10	7	1	0	0	42	578	.927	0	1	0
35	J.S. GIGUERE	58	3310	2.12	35	17	6	5	4	117	1508	.922	0	0	4

## ANA GOALTENDING TOTALS

**82 5007 2.20 47 27 8 6 4 179 1930 .907**

\* Rookie ^ Acquired Midseason

## 2006-07 FINAL STATISTICS

POS	NO.	PLAYER	GP	TOI	G	A	PTS	+/-	PIM	PP	SH	GW	S	PCTG
R	8	TEEMU SELANNE	82	17:41	48	46	94	26	82	25	0	10	257	18.7
C	19	ANDY MCDONALD	82	17:35	27	51	78	16	46	8	0	3	252	10.7
D	27	SCOTT NIEDERMAYER	79	27:30	15	54	69	6	86	9	0	3	172	8.7
L	14	CHRIS KUNITZ	81	17:03	25	35	60	23	81	11	0	5	180	13.9
D	25	CHRIS PRONGER	66	27:05	13	46	59	27	69	8	0	2	166	7.8

# YEAR-BY-YEAR FINAL STATISTICS

C	15	RYAN GETZLAF	82	15:03	25	33	58	17	66	11	1	6	203	12.3
R	17	*DUSTIN PENNER	82	13:59	29	16	45	2-	58	9	0	5	204	14.2
R	10	COREY PERRY	82	12:28	17	27	44	12	55	4	0	3	194	8.8
D	23	FRANCOIS BEAUCHEMIN	71	25:28	7	21	28	7	49	2	0	0	128	5.5
C	26	SAMUEL PAHLSSON	82	17:21	8	18	26	4-	42	0	0	1	111	7.2
C	22	TODD MARCHANT	56	15:10	8	15	23	7	44	0	3	2	115	7.0
L	32	TRAVIS MOEN	82	14:48	11	10	21	4-	101	0	0	0	124	8.9
D	21	SEAN O'DONNELL	79	19:55	2	15	17	9	92	0	0	1	47	4.3
C	44	ROB NIEDERMAYER	82	16:38	5	11	16	8-	77	0	0	0	106	4.7
D	5	*RIC JACKMAN	31	13:41	2	10	12	0	20	1	0	1	36	5.6
R	38	*RYAN SHANNON	53	10:38	2	9	11	2-	10	0	0	0	77	2.6
L	45	SHAWN THORNTON	48	8:26	2	7	9	3	88	0	0	0	60	3.3
D	33	JOE DIPENTA	76	12:09	2	6	8	1	48	0	0	1	33	6.1
L	24	*BRAD MAY	24	9:49	0	4	4	1-	21	0	0	0	22	.0
C	13	*MARK HARTIGAN	12	10:46	1	2	3	1	6	1	0	0	15	6.7
D	40	KENT HUSKINS	33	14:04	0	3	3	3-	14	0	0	0	16	.0
G	35	J.S. GIGUERE	56	57:56	0	2	2	0	0	0	0	0	0	.0
R	16	*GEORGE PARROS	34	5:03	1	0	1	3-	102	0	0	0	19	5.3
G	29	*SEBASTIEN CARON	2	44:05	0	0	0	0	0	0	0	0	0	.0
G	30	ILYA BRYZGALOV	27	55:52	0	0	0	0	0	0	0	0	0	.0

SW#	GOALTENDER	GPI	MIN	AVG	W	L	OT	EN	SO	GA	SA	SV %	G	A	PIM
29	SEBASTIEN CARON	1	28	2.14	0	0	0	0	1	0	6	.833	0	0	0
35	J.S. GIGUERE	56	3245	2.26	36	10	8	1	4	122	1490	.918	0	2	0
30	ILYA BRYZGALOV	27	1509	2.47	10	8	6	0	1	62	668	.907	0	0	0
31	*MICHAEL WALL	4	202	2.97	2	2	0	1	0	10	81	.877	0	1	0

## ANA GOALTENDING TOTALS

\* Rookie ^ Acquired Midseason

## 2005-06 FINAL STATISTICS

POS	NO.	PLAYER	GP	TOI	G	A	PTS	+/-	PIM	PP	SH	GW	S	PGTG
R	13	TEEMU SELANNE	80	17:47	40	50	90	28	44	18	0	5	267	15.0
C	19	ANDY MCDONALD	82	16:48	34	51	85	24	32	13	0	7	229	14.8
D	27	SCOTT NIEDERMAYER	82	25:30	13	50	63	8	96	9	0	3	181	7.2
R	15	JOFFREY LUPUL	81	16:37	28	25	53	13-	48	12	2	2	296	9.5
L	38	*CHRIS KUNITZ	69	13:53	19	22	41	16	71	5	1	2	149	12.8
C	44	ROB NIEDERMAYER	76	17:52	15	24	39	5-	89	4	1	2	140	10.7
C	51	*RYAN GETZLAF	57	12:34	14	25	39	6	22	10	0	1	116	12.1
D	23	*FRANCOIS BEAUCHEMIN	72	23:09	8	28	36	2	52	4	0	3	137	5.8
C	22	TODD MARCHANT	79	17:15	9	25	34	2	66	0	0	0	132	6.8
R	17	JONATHAN HEDSTROM	79	16:16	13	14	27	2	48	2	2	5	99	13.1
R	61	*COREY PERRY	56	11:34	13	12	25	1	50	4	0	2	98	13.3
L	29	TODD FEDORUK	76	8:24	4	19	23	6	174	0	0	1	69	5.8
C	26	SAMUEL PAHLSSON	82	16:30	11	10	21	1-	34	0	3	1	116	9.5
D	24	RUSLAN SALEI	78	22:30	1	18	19	17	114	0	0	0	108	.9
L	12	JEFF FRIESEN	51	13:22	4	7	11	15-	32	0	0	1	75	5.3
D	21	SEAN O'DONNELL	78	16:33	2	9	11	6	147	0	0	0	33	6.1
D	33	JOE DIPENTA	72	13:31	2	6	8	8	46	0	0	0	27	7.4
D	5	VITALY VISHNEVSKI	82	16:25	1	7	8	8	91	0	0	0	90	1.1
L	32	TRAVIS MOEN	39	11:02	4	1	5	3-	72	0	0	0	28	14.3
D	6	JASON MARSHALL	23	11:46	0	4	4	2	34	0	0	0	25	.0
G	30	*ILYA BRYZGALOV	31	51:17	0	2	2	0	4	0	0	0	0	.0
G	35	J.S.GIGUERE	60	57:10	0	0	0	0	20	0	0	0	0	.0

SW#	GOALTENDER	GPI	MIN	AVG	W	L	T	EN	SO	GA	SA	SV %	G	A	PIM
30	ILYA BRYZGALOV	31	1575	2.51	13	12	1	2	1	66	733	.910	0	2	4
35	J.S. GIGUERE	60	3381	2.66	30	15	11	4	2	150	1692	.911	0	0	20

## ANA GOALTENDING TOTALS

\* Rookie ^ Acquired Midseason

## 2003-04 FINAL STATISTICS

POS	NO.	PLAYER	GP	TOI	G	A	PTS	+/-	PIM	PP	SH	GW	GT	S	PGTG
C	91	SERGEI FEDOROV	80	21:04	31	34	65	5-	42	9	2	6	1	268	11.6
L	40	VACLAV PROSPAL	82	18:37	19	35	54	9-	54	7	0	4	1	185	10.3
R	39	PETR SYKORA	81	17:57	23	29	52	9-	34	6	0	2	0	277	8.3
C	20	STEVE RUCCHIN	82	19:46	20	23	43	14-	12	9	1	1	0	148	13.5
C	15	*JOFFREY LUPUL	75	13:36	13	21	34	6-	28	4	0	2	1	137	9.5
C	19	ANDY MCDONALD	79	16:33	9	21	30	13-	24	2	1	1	1	162	5.6
C	44	ROB NIEDERMAYER	55	19:28	12	16	28	6-	34	6	0	2	1	111	10.8
D	28	NICLAS HAVEID	79	22:38	6	20	26	28-	28	5	0	3	0	122	4.9
D	14	MARTIN SKOULA	79	18:22	4	21	25	5	32	1	0	0	1	84	4.8
C	26	SAMUEL PAHLSSON	82	16:51	8	14	22	2-	52	1	0	2	0	134	6.0
L	10	JASON KROG	80	11:58	6	12	18	4-	16	1	0	1	0	111	5.4
L	23	STANISLAV CHISTOV	56	12:19	2	16	18	16-	26	2	0	0	0	70	2.9
D	5	VITALY VISHNEVSKI	73	17:09	6	10	16	0	51	0	0	0	0	86	7.0
D	8	SANDIS OZOLINSKI	36	19:56	5	11	16	7-	24	1	0	2	1	58	8.6



# YEAR-BY-YEAR FINAL STATISTICS



D	24	RUSLAN SALEI	82	23:41	4	11	15	1-	110	0	1	2	0	145	2.8
L	27	PETR SCHATUVY	65	10:08	4	4	8	4-	18	1	0	2	0	85	4.7
D	3	KEITH CARNEY	69	21:42	2	5	7	5-	42	1	0	0	0	58	3.4
L	38	*CHRIS KUNITZ	21	9:07	0	6	6	1	12	0	0	0	0	31	.0
L	12	MIKE LECLERC	10	15:37	1	3	4	1-	4	0	0	0	0	19	5.3
D	4	LANCE WARD	46	8:40	0	4	4	1-	94	0	0	0	0	26	.0
L	17	*CAM SEVERSON	31	7:21	3	0	3	3-	50	1	0	0	0	24	12.5
L	55	GARRETT BURNETT	39	3:35	1	2	3	0	184	0	0	0	0	24	4.2
C	18	*MIKAEL HOLMGVIST	21	8:23	2	0	2	6-	25	0	0	0	0	18	11.1
C	46	*TONY MARTENSSEN	6	6:58	1	1	2	2-	0	0	0	0	0	4	25.0
G	35	J.S. GIGUERE	55	58:22	0	2	2	0	4	0	0	0	0	0	.0
D	41	CHRIS ARMSTRONG	4	12:32	0	1	1	1-	0	0	0	0	0	8	.0
L	22	ALEXEI SMIRNOV	8	7:17	0	1	1	0	2	0	0	0	0	8	.0
G	30	*ILYA BRYZGALOV	1	60:29	0	0	0	0	0	0	0	0	0	0	.0
D	33	*MARK POPOVIC	1	13:48	0	0	0	0	0	0	0	0	0	1	.0
L	48	CASEY HANKINSON	4	6:20	0	0	0	0	4	0	0	0	0	0	.0
R	21	DAN BYLSMA	11	7:04	0	0	0	3-	0	0	0	0	0	6	.0
G	29	MARTIN GERBER	32	53:04	0	0	0	0	4	0	0	0	0	0	.0

SW#	GOALTENDER	GPI	MINS	AVG	W	L	T	EN	SO	GA	SA	SV%	G	A	PIM
30	*ILYA BRYZGALOV	1	60	2.00	1	0	0	0	0	2	28	.929	0	0	0
29	MARTIN GERBER	32	1698	2.26	11	12	4	3	2	64	785	.918	0	0	4
35	J.S. GIGUERE	55	3210	2.62	17	31	6	4	3	140	1623	.914	0	2	4

## ANA GOALTENDING TOTALS

\* Rookie

## 2002-03 FINAL STATISTICS

POS	NO.	PLAYER	GPI	TOI	G	A	PTS	+/-	PIM	PP	SH	GW	GT	S	PCTG
L	9	PAUL KARIYA	82	20:17	25	56	81	3-	48	11	1	2	1	257	9.7
R	39	PETR SYKORA	82	18:28	34	25	59	7-	24	15	1	5	1	299	11.4
C	20	STEVE RUCCHIN	82	21:05	20	38	58	14-	12	6	1	4	0	194	10.3
C	77	ADAM OATES	67	18:38	9	36	45	1-	16	4	0	2	0	67	13.4
D	8	SANDIS OZOLINSH	82	26:01	12	32	44	6-	56	6	0	3	0	137	8.8
D	28	NICIAS HAVELID	82	22:29	11	22	33	5	30	4	0	5	0	169	6.5
R	32	STEVE THOMAS	81	12:53	14	16	30	10	53	1	0	4	0	118	11.9
L	23	*STANISLAV CHISTOV	79	13:35	12	18	30	4	54	3	0	2	0	114	10.5
L	12	MIKE LECLERC	57	16:56	9	19	28	8-	34	1	0	4	0	122	7.4
L	10	JASON KROG	67	13:47	10	15	25	1	12	0	1	1	0	92	10.9
C	44	ROB NIEDERMAYER	86	17:05	10	12	22	10-	57	3	0	1	0	125	8.0
D	3	KEITH CARNEY	81	22:33	4	18	22	8	65	0	0	1	2	87	4.6
C	19	ANDY MCDONALD	46	18:30	10	11	21	1-	14	3	0	1	0	92	10.9
R	18	PATRIC KJELLBERG	76	15:37	8	11	19	9-	16	2	1	2	0	95	8.4
C	26	SAMUEL PAHLSSON	34	13:19	4	11	15	10	18	0	1	2	0	28	14.3
D	24	RUSLAN SALEI	61	21:53	4	8	12	2	78	0	0	0	0	93	4.3
D	2	FREDRIK OLAUSSON	44	14:26	2	6	8	0	22	2	0	1	0	38	5.3
D	5	VITALY VISHNEVSKI	80	14:10	2	6	8	8-	76	0	1	0	0	65	3.1
C	11	MARC CHOUINARD	70	9:24	3	4	7	9-	40	0	1	0	0	52	5.8
L	22	*ALEXEI SMIRNOV	44	8:49	3	2	5	1-	18	0	0	1	0	46	6.5
D	4	LANCE WARD	65	8:14	3	2	5	6-	121	0	0	1	0	52	5.8
R	21	DAN BYLSMA	39	9:28	1	4	5	1-	12	0	0	0	0	23	4.3
L	25	KEVIN SAWYER	31	6:05	2	1	3	2-	115	0	0	0	0	11	18.2
D	34	*KURT SAUER	80	18:32	1	2	3	23-	74	0	0	0	0	50	2.0
G	29	MARTIN GERBER	22	54:41	0	1	1	0	0	0	0	0	0	0	.0
G	35	J.S. GIGUERE	65	58:04	0	0	0	0	8	0	0	0	0	0	.0

SW#	GOALTENDER	GPI	MINS	AVG	W	L	T	EN	SO	GA	SA	SV%	G	A	PIM
29	MARTIN GERBER	22	1203	1.95	6	11	3	4	1	39	548	.929	0	1	0
35	J.S. GIGUERE	65	3775	2.30	34	22	6	5	8	145	1820	.920	0	0	8

## ANA GOALTENDING TOTALS

\* Rookie

## 2001-02 FINAL STATISTICS

POS	NO.	PLAYER	GPI	G	A	PTS	+/-	PIM	PP	SH	GW	GT	SH	%	SHFT	TOI
L	9	PAUL KARIYA	82	32	25	57	15-	28	11	0	8	1	289	11.1	24.9	22:12
L	17	MATT CULLEN	79	18	30	48	1-	24	3	1	4	0	164	11.0	21.4	17:00
L	12	MIKE LECLERC	82	20	24	44	12-	107	8	0	4	0	178	11.2	21.0	17:22
L	11	JEFF FRIESEN	81	17	26	43	1-	44	1	1	0	0	161	10.6	22.0	17:59
D	10	OLEG TVERDOVSKY	73	6	26	32	0	31	2	0	1	0	147	4.1	25.0	22:50
C	19	*ANDY MCDONALD	53	7	21	28	2	10	2	0	3	0	79	8.9	19.5	15:58
L	13	GERMAN TITOV	66	13	14	27	4	36	1	0	2	0	63	20.6	16.2	12:28
D	33	JASON YORK	74	5	20	25	11-	60	3	0	2	0	104	4.8	23.3	19:19
C	20	STEVE RUCCHIN	38	7	16	23	3-	6	4	0	1	0	57	12.3	24.0	19:17
C	26	SAMUEL PAHLSSON	80	6	14	20	16-	26	1	1	0	0	99	6.1	20.3	16:24
R	18	PATRIC KJELLBERG	77	8	11	19	12-	16	4	0	0	0	88	9.1	20.4	17:04

# YEAR-BY-YEAR FINAL STATISTICS

R	21	DAN BYLSMA	77	8	9	17	5	28	0	1	2	0	72	11.1	15.9	11:36
D	3	KEITH CARNY	60	5	9	14	14	30	0	0	1	0	66	7.6	26.1	20:46
D	7	PAVEL TRNKA	71	2	11	13	5-	66	1	0	0	0	78	2.6	21.7	17:03
D	24	RUSLAN SALEI	82	4	7	11	10-	97	0	0	1	0	96	4.2	25.6	21:25
C	32	MARC CHOUINARD	45	4	5	9	2	10	0	0	0	0	40	10.0	15.4	10:35
L	27	DENNY LAMBERT	73	2	5	7	1	213	0	0	0	0	51	3.9	10.3	6:59
R	23	SERGE KRIVOKRASOV	26	2	3	5	2-	36	0	0	1	0	51	3.9	16.5	12:07
D	28	NICLAS HAVELID	52	1	2	3	13-	40	0	0	0	0	45	2.2	21.3	17:00
L	29	*TIMO PARSSINEN	17	0	3	3	0	2	0	0	0	0	16	.0	14.7	11:44
D	5	VITALY VISHNEVSKI	74	0	3	3	10-	60	0	0	0	0	54	.0	22.3	17:35
L	25	KEVIN SAWYER	57	1	1	2	4-	221	0	0	0	0	29	3.4	8.8	5:47
D	36	DREW BANNISTER	1	0	0	0	0	0	0	0	0	0	1	.0	19.0	13:19
D	4	ANTTI-JUSSI NIEMI	1	0	0	0	1-	0	0	0	0	0	0	.0	14.0	9:53
G	30	*ILYA BRYZGALOV	1	0	0	0	0	0	0	0	0	0	0	.0	2.0	32:02
D	37	ARIS BRIMANIS	5	0	0	0	1-	9	0	0	0	0	2	.0	13.4	9:31
G	31	STEVE SHIELDS	33	0	0	0	0	4	0	0	0	0	0	.0	3.4	53:51
G	35	J.S. GIGUERE	53	0	0	0	0	28	0	0	0	0	0	.0	3.8	58:53

SW#	GOALTENDER	GPI	MIN	AVG	W-L-T	EN	SO	GA	SA	SV%	G	A	PIM
30	*ILYA BRYZGALOV	1	32	1.88	0-0-0	0	0	1	12	.917	0	0	0
35	J.S. GIGUERE	53	3127	2.13	20-25-6	3	4	111	1384	.920	0	0	28
31	STEVE SHIELDS	33	1777	2.67	9-20-2	4	0	79	850	.907	0	0	4

**ANA GOALTENDING TOTALS** **82** **4976** **2.39** **29-45-8** **7** **5** **198** **2253** **.912**

STEVE SHIELDS and J.S. GIGUERE shared a shutout vs. CGY on Dec 8, 2001 \* Rookie

## 2000-01 FINAL STATISTICS

POS	NO.	PLAYER	GP	G	A	PTS	+/-	PIM	PP	SH	GW	GT	SH	S%	SHFT	TOI
L	9	PAUL KARIYA	66	33	34	67	9-	20	18	3	3	0	230	14.3	24.8	23:01
D	10	OLEG TVERDOVSKY	82	14	39	53	11-	32	8	0	3	2	188	7.4	28.4	24:24
L	11	JEFF FRIESE (SJ)	64	12	24	36	7+	56	2	0	1	0	120	10.0		
		[ANA]	15	2	10	12	2-	10	2	0	0	0	29	6.9		
		[TOTAL]	79	14	34	48	5	66	4	0	1	0	149	9.4	25.7	21:27
L	16	MARTY McINNIS	75	20	22	42	21-	40	10	0	1	0	136	14.7	23.5	18:29
C	17	MATT CULLEN	82	10	30	40	23-	38	4	0	1	0	159	6.3	23.5	18:14
C	15	TONY HRKAC	80	13	25	38	0	29	0	0	1	0	88	14.8	17.2	13:46
L	12	MIKE LECLERC	54	15	20	35	1-	26	3	0	3	2	130	11.5	22.8	17:35
C	13	GERMAN TITOV	71	9	11	20	21-	61	1	0	0	0	78	11.5	20.5	15:53
L	18	*PETR TENKRAT	46	5	9	14	11-	16	0	0	2	1	79	6.3	16.7	12:48
D	28	NICLAS HAVELID	47	4	10	14	6-	34	2	0	1	0	69	5.8	27.8	21:51
R	19	JIM CUMMINS	79	5	6	11	11-	167	0	0	1	0	45	11.1	10.1	7:14
D	25	MIKE CROWLEY	39	1	10	11	16-	20	0	0	1	0	45	2.2	23.2	17:21
D	5	VITALY VISHNEVSKI	76	1	10	11	1-	99	0	0	0	0	49	2.0	25.5	19:13
D	27	PASCAL TREPANIER	57	6	4	10	12-	73	3	0	0	1	86	7.0	22.2	16:47
L	21	DAN BYLSMA	82	1	9	10	12-	22	0	0	0	0	50	2.0	16.4	11:44
C	26	*SAMUEL PAHLSSON														
		[BOS]	17	1	1	2	5-	6	0	0	0	0	13	7.7		
		[ANA]	59	3	4	7	9.	13	1	1	1	0	46	6.5		
		[TOTAL]	76	4	5	9	14-	20	1	1	1	0	59	6.8	19.6	14:13
C	20	STEVE RUCCHIN	16	3	5	8	5-	0	2	0	0	0	19	15.8	23.3	18:47
D	7	PAVEL TRNKA	59	1	7	8	12-	42	0	0	0	0	59	1.7	26.8	20:06
C	32	*MARC CHOUINARD	44	3	4	7	5-	12	0	0	1	0	26	11.5	12.4	7:49
D	24	RUSLAN SALEI	50	1	5	6	14-	70	0	0	0	0	73	1.4	27.0	20:39
C	22	JONAS RONNQVIST	38	0	4	4	7-	14	0	0	0	0	30	.0	14.7	10:37
C	14	ANTTI AALTO	12	1	1	2	1	2	0	0	0	0	18	5.6	15.3	10:36
D	40	*ANTTI-JUSSI NIEMI	28	1	1	2	6-	22	0	0	0	0	18	5.6	22.6	15:56
G	35	J.S. GIGUERE	34	0	2	2	0	8	0	0	0	0	0	.0	3.6	59:44
C	11	*ANDY McDONALD	16	1	0	1	0	6	0	0	0	0	21	4.8	15.3	11:10
L	46	KEVIN SAWYER	9	0	1	1	1-	27	0	0	0	0	6	.0	10.1	6:30
L	37	*BOB WREN	1	0	0	0	1-	0	0	0	0	0	0	.0	15.0	11:41
G	1	*GREGG NAUMENKO	2	0	0	0	0	2	0	0	0	0	0	.0	2.0	35:03

SW#	GOALTENDER	GPI	MIN	AVG	W-L-T	EN	SO	GA	SA	SV%	G	A	PIM
35	J.S. GIGUERE	34	2031	2.57	11-17-5	3	4	87	976	.911	0	2	8
30	DOMINIC ROUSSEL	13	653	2.85	2-5-2	2	0	31	295	.895	0	0	0
31	GUY HEBERT	41	2215	3.12	12-23-4	0	2	115	1112	.897	0	0	0
1	*GREGG NAUMENKO	2	70	6.00	0-1-0	0	0	7	29	.759	0	0	2

**ANA GOALTENDING TOTALS** **82** **4995** **2.94** **25-46-11** **5** **6** **245** **2417** **.899** **0** **2** **10**

\* Rookie

## 1999-00 FINAL STATISTICS

POS	NO.	PLAYER	GP	G	A	PTS	+/-	PIM	PP	SH	GW	GT	S	PCTG
LW	9	PAUL KARIYA	74	42	44	86	+22	24	11	3	3	0	324	13.0
RW	8	TEEMU SELANNE	79	33	52	85	6	12	8	0	6	2	236	14.0
C	20	STEVE RUCCHIN	71	19	38	57	9	16	10	0	2	2	131	14.5
D	10	OLEG TVERDOVSKY	82	15	36	51	5	30	5	0	5	0	153	9.8
C	11	KIP MILLER (PIT)	44	4	15	19	-1	10	0	0	1	0	50	8.0
		[ANA]	30	6	17	23	1	4	2	0	1	0	32	18.8
		[TOTAL]	74	10	32	42	0	14	2	0	2	0	82	12.2

# YEAR-BY-YEAR FINAL STATISTICS



C	17	MATT CULLEN	80	13	26	39	5	24	1	0	1	0	137	9.5
D	2	FREDRIK OLAUSSON	70	15	19	34	-13	28	8	0	1	1	120	12.5
C	22	JORGEN JONSSON (NYI)	68	11	17	28	-6	16	1	2	0	0	95	11.6
		(ANA)	13	1	2	3	-2	0	0	0	1	0	21	4.8
		(TOTAL)	81	12	19	31	-8	16	1	2	1	0	116	10.3
L	21	TED DONATO	81	11	19	30	-3	26	2	0	3	0	138	8.0
L	16	MARTY MCINNIS	62	10	18	28	-4	26	2	1	2	0	129	7.8
R	29	LADISLAV KOHN*	77	5	16	21	-17	27	1	0	1	1	123	4.1
L	12	MIKE LECLERC	69	8	11	19	-15	70	0	0	2	0	105	7.6
R	19	JEFF NIELSEN	79	8	10	18	4	14	1	0	0	0	113	7.1
C	14	ANTTI AALTO	63	7	11	18	-13	26	1	0	1	0	102	6.9
D	7	PAVEL TRINKA	57	2	15	17	12	34	0	0	0	1	54	3.7
C	15	TONY HRKAC	67	4	9	13	-3	8	1	0	0	0	39	10.3
D	24	RUSLAN SALEI	71	5	5	10	3	94	1	0	0	0	116	4.3
D	28	NICLAS HAVELID	50	2	7	9	0	20	0	0	2	0	70	2.9
D	5	KEVIN HALLER	67	3	5	8	-8	61	0	0	2	0	50	6.0
RW	33	ED WARD (ATL)	44	5	1	6	-5	44	0	2	0	0	51	9.8
		(ANA)	8	1	0	1	-2	15	0	0	0	0	5	20.0
		(TOTAL)	52	6	1	7	-7	59	0	2	0	0	56	10.7
D	27	PASCAL TREPANIER	37	0	4	2	54	0	0	0	0	0	33	0.0
LW	32	STU GRIMSON	50	1	2	3	0	116	0	0	0	0	14	7.1
D	23	JASON MARSHALL	55	0	3	3	-10	88	0	0	0	0	41	0.0
D	6	VITALY VISHNEVSKI*	31	1	1	2	0	26	1	0	0	0	17	5.9
G	31	GUY HEBERT	68	0	2	2	0	2	0	0	0	0	0	0.0
LW	18	MAXIM BALMOCHNYKH*	6	0	1	1	2	2	0	0	0	0	6	0.0
LW	26	JEREMY STEVENSON	3	0	0	0	-1	7	0	0	0	0	2	0.0
RW	25	FRANK BANHAM*	3	0	0	0	0	2	0	0	0	0	4	0.0
G	30	DOMINIC ROUSSEL	20	0	0	0	0	6	0	0	0	0	0	0.0

NO.	GOALTENDER	GP	MIN	GAA	W-L-T	EN	SO	GA	SHOTS	SV%	G	A	PIM
31	GUY HEBERT	68	3976	2.51	28-31-9	8	4	166	1805	.908	0	2	2
30	DOMINIC ROUSSEL	20	988	3.16	6-5-3	1	1	52	445	.883	0	0	6
<b>TEAM TOTALS</b>		<b>82</b>	<b>4992</b>	<b>2.73</b>	<b>34-36-12</b>	<b>9</b>	<b>5</b>	<b>227</b>	<b>2259</b>	<b>.900</b>	<b>0</b>	<b>2</b>	<b>8</b>

\* Rookie

## 1998-99 FINAL STATISTICS

POS	NO.	PLAYER	GP	G	A	PTS	+/-	PIM	PP	SH	GW	GT	S	PCTG
RW	8	TEEMU SELANNE	75	47	60	107	18	30	25	0	7	1	281	16.7
LW	9	PAUL KARIYA	62	39	62	101	17	40	11	2	4	0	429	9.1
C	20	STEVE RUCCHIN	69	23	39	62	11	22	5	1	5	1	145	15.9
D	2	FREDRIK OLAUSSON	74	16	40	56	17	30	10	0	2	0	121	13.2
LW	16	MARTY MCINNIS (CGY)	6	1	1	2	-1	6	0	0	0	0	7	14.3
		(ANA)	75	18	34	52	-14	36	11	1	5	0	139	12.9
		(TOTAL)	81	19	35	54	-15	42	11	1	5	0	146	13.0
RW	17	TOMAS SANDSTROM	58	15	17	32	-5	42	7	0	2	0	107	14.0
C	39	TRAVIS GREEN	79	13	17	30	-7	81	3	1	2	0	165	7.9
C	11	MATT CULLEN	75	11	14	25	-12	47	5	1	1	1	112	9.8
D	24	RUSLAN SALEI	74	2	14	16	1	65	1	0	0	0	123	1.6
C	18	TED DRURY	75	5	6	11	2	83	0	0	0	0	79	6.3
LW	33	JIM MCKENZIE	73	5	4	9	-18	99	1	0	1	0	59	8.5
RW	19	JEFF NIELSEN	80	5	4	9	-12	34	0	0	2	0	94	5.3
C	22	JOHAN DAVIDSSON*	64	3	5	8	-9	14	1	0	1	0	48	6.3
C	14	ANTTI AALTO*	73	3	5	8	-12	24	2	0	0	0	61	4.9
D	23	JASON MARSHALL	72	1	7	8	-5	142	0	0	0	0	63	1.6
D	5	KEVIN HALLER	82	1	6	7	-1	122	0	0	0	0	64	1.6
D	27	PASCAL TREPANIER*	45	2	4	6	0	48	0	0	1	0	49	4.1
D	25	MIKE CROWLEY*	20	2	3	5	-10	16	1	0	1	0	41	4.9
D	7	PAVEL TRINKA	63	0	4	4	-6	60	0	0	0	0	50	.0
LW	32	STU GRIMSON	73	3	0	3	0	158	0	0	1	0	10	30.0
D	4	JAMIE PUSHOR	70	1	2	3	-20	112	0	0	0	0	75	1.3
D	21	SCOTT FERGUSON*	2	0	1	1	0	0	0	0	0	0	1	.0
G	31	GUY HEBERT	69	0	1	1	0	0	0	0	0	0	0	.0
C	10	JOSEF MARHA	10	0	1	1	-4	0	0	0	0	0	13	.0
D	34	DANIEL TREBIL	6	0	0	0	-2	0	0	0	0	0	1	.0
LW	12	MIKE LECLERC*	7	0	0	0	-2	4	0	0	0	0	1	.0
G	30	DOMINIC ROUSSEL	18	0	0	0	0	0	0	0	0	0	0	.0

NO.	GOALTENDER	GP	MIN	GAA	W-L-T	EN	SO	GA	SHOTS	SV%	G	A	PIM
31	GUY HEBERT	69	4083	2.42	31-29-9	3	6	165	2114	.922	0	1	0
30	DOMINIC ROUSSEL	18	884	2.51	4-5-4	1	1	37	478	.923	0	0	0
<b>TEAM TOTALS</b>		<b>82</b>	<b>4990</b>	<b>2.48</b>	<b>35-34-13</b>	<b>4</b>	<b>7</b>	<b>206</b>	<b>2596</b>	<b>.921</b>	<b>0</b>	<b>1</b>	<b>0</b>

\* Rookie

## 1997-98 FINAL STATISTICS

POS	NO.	PLAYER	GP	G	A	PTS	+/-	PIM	PP	SH	GW	GT	S	PCTG
RW	8	TEEMU SELANNE	73	52	34	86	12	30	10	1	10	3	268	19.4
C	20	STEVE RUCCHIN	72	17	36	53	8	13	8	1	3	0	131	13.0

# YEAR-BY-YEAR FINAL STATISTICS

C	39	TRAVIS GREEN (NYI)	54	14	12	26	-19	66	8	0	2	1	99	14.1
		[ANA]	22	5	11	16	-10	16	1	0	0	1	4	11.9
		[TOTAL]	76	19	23	42	-29	82	9	0	2	2	141	13.5
D	15	DMITRI MIRONOV	66	6	30	36	-7	115	2	0	1	0	142	4.2
RW	48	SCOTT YOUNG	73	13	20	33	-13	22	4	2	1	0	187	7.0
LW	9	PAUL KARIYA	22	17	14	31	12	23	3	0	2	1	103	16.5
C	45	MATT CULLEN*	61	6	21	27	-4	23	2	0	0	0	75	8.0
C	10	SEAN PRONGER	62	5	15	20	-9	30	1	0	2	0	68	7.4
RW	14	JOE SACCO	55	8	11	19	-1	24	0	2	2	0	90	8.9
C	10	JOSEF MARHA* (COL)	11	2	5	7	0	4	0	0	0	0	10	20.0
		[ANA]	12	7	4	11	4	0	3	0	0	0	21	33.3
		[TOTAL]	23	9	9	18	4	4	3	0	0	0	31	29.0
D	36	J.J. DAIGNEAULT	53	2	15	17	-10	28	1	0	1	0	74	2.7
RW	17	TOMAS SANDSTROM	77	9	8	17	-25	64	2	1	0	1	136	6.6
C	13	TED DRURY	73	6	10	16	-10	82	0	1	0	0	110	5.5
D	24	RUSLAN SALEI	66	5	10	15	7	70	1	0	0	1	104	4.8
D	33	DAVID KARPA	78	1	11	12	-3	217	0	0	0	0	64	1.6
RW	29	FRANK BANHAM*	21	9	2	11	-6	12	1	0	0	2	43	20.9
C	12	KEVIN TODD	27	4	7	11	-5	12	3	0	1	0	30	13.3
LW	16	WARREN RYCHEL	63	5	6	11	-10	198	1	0	0	0	62	8.1
RW	19	JEFF NIELSEN*	32	4	5	9	-1	16	0	0	0	0	36	11.1
C	18	MARK JANSSENS	55	4	5	9	-22	116	0	0	1	0	43	9.3
D	23	JASON MARSHALL	72	3	6	9	-8	189	1	0	0	0	68	4.4
D	4	JAMIE PUSHOR (DET)	54	2	5	7	2	71	0	0	0	0	43	4.7
		[ANA]	10	0	2	2	1	10	0	0	0	0	8	.0
		[TOTAL]	64	2	7	9	3	81	0	0	0	0	51	3.9
LW	40	JEREMY STEVENSON*	45	3	5	8	-4	101	0	0	1	0	43	7.0
D	5	DREW BANNISTER												
		[EDM]	34	0	2	2	-7	42	0	0	0	0	27	.0
		[ANA]	27	0	6	6	-2	47	0	0	0	0	23	.0
		[TOTAL]	61	0	8	8	-9	89	0	0	0	0	50	.0
D	7	PAVEL TRNKA*	48	3	4	7	-4	40	1	0	0	1	46	6.5
D	6	DOUG HOUDA (NYI)	31	1	2	3	-6	47	0	0	0	0	15	6.7
		[ANA]	24	1	2	3	-5	52	0	1	0	0	9	11.1
		[TOTAL]	55	2	4	6	-11	99	0	1	0	0	24	8.3
D	38	MIKE CROWLEY*	8	2	2	4	0	8	0	0	1	0	17	11.8
RW	46	J.F. JOMPHE	9	1	3	4	1	8	0	0	0	0	8	12.5
D	29	DARREN VAN IMPE	19	1	3	4	-10	4	0	0	0	0	21	4.8
RW	22	BRENT SEVERYN	37	1	3	4	-3	133	0	0	0	0	27	3.7
C	21	ESPEN KNUTSEN*	19	3	0	3	-10	6	1	0	0	1	21	14.3
RW	52	PETER LeBOUTILLIER*	12	1	1	2	-1	55	0	0	0	0	6	16.7
C	32	RICHARD PARK	15	0	2	2	-3	8	0	0	0	0	14	.0
LW	11	SHAWN ANTOSKI	9	1	0	1	1	18	0	0	0	0	6	16.7
D	34	DAN TREBIL	21	0	1	1	-8	2	0	0	0	0	11	.0
D	2	BOBBY DOLLAS	22	0	1	1	-12	27	0	0	0	0	11	.0
G	35	MIKHAIL SHTALENKOV	40	0	1	1	0	0	0	0	0	0	0	.0
G	31	GUY HEBERT	46	0	1	1	0	4	0	0	0	0	0	.0
LW	42	BARRY NIECKAR	1	0	0	0	0	2	0	0	0	0	0	.0
RW	36	TONY TUZZOLINO*	1	0	0	0	-2	2	0	0	0	0	0	.0
D	37	MARC MORO*	1	0	0	0	0	0	0	0	0	0	0	.0
LW	50	BOB WREN*	3	0	0	0	0	0	0	0	0	0	4	.0
C	44	ANTTI AALTO*	3	0	0	0	-1	0	0	0	0	0	1	.0
G	67	TOM ASKEY*	7	0	0	0	0	0	0	0	0	0	0	.0
LW	27	MIKE LECLERC*	7	0	0	0	-6	6	0	0	0	0	11	.0

NO.	GOALTENDER	GP	MIN	GAA	W-L-T	EN	SO	GA	SHOTS	SV%	G	A	PIM
67	TOM ASKEY*	7	273	2.64	0-1-2	2	0	12	113	.894	0	0	0
31	GUY HEBERT	46	2660	2.93	13-24-6	4	3	130	1339	.903	0	1	4
35	M. SHTALENKOV	40	2049	3.22	13-18-5	3	1	110	1031	.893	0	1	0
<b>TEAM TOTALS</b>		<b>82</b>	<b>5007</b>	<b>3.13</b>	<b>26-43-13</b>	<b>9</b>	<b>4</b>	<b>261</b>	<b>2492</b>	<b>.895</b>	<b>0</b>	<b>2</b>	<b>4</b>

\* Rookie

## 1996-97 FINAL STATISTICS

POS	NO.	PLAYER	GP	G	A	PTS	+/-	PIM	PP	SH	GW	GT	S	PCFG
RW	8	TEEMU SELANNE	78	51	58	109	28	34	11	1	8	2	273	18.7
LW	9	PAUL KARIYA	69	44	55	99	36	6	15	3	10	0	340	12.9
C	20	STEVE RUCCHIN	79	19	48	67	26	24	6	1	2	1	153	12.4
D	15	DMITRI MIRONOV (PIT)	15	1	5	6	-4	24	0	0	1	0	19	5.3
		[ANA]	62	12	34	46	20	77	3	1	1	0	158	7.6
		[TOTAL]	77	13	39	52	16	101	3	1	2	0	177	7.3
C	17	JARI KURRI	82	13	22	35	-13	12	3	0	3	0	109	11.9
LW	23	BRIAN BELLOWES (TB)	7	1	2	3	-4	0	0	0	0	0	17	5.9
		[ANA]	62	15	13	28	-11	22	8	0	1	0	151	9.9
		[TOTAL]	69	16	15	31	-15	22	8	0	1	0	168	9.5
C	12	KEVIN TODD	65	9	21	30	-7	44	0	0	1	0	95	9.5
RW	14	JOE SACCO	77	12	17	29	1	35	1	1	2	0	131	9.2

# YEAR-BY-YEAR FINAL STATISTICS



D	36	J.J. DAIGNEAULT (PIT)	53	3	14	17	-5	36	0	0	1	0	49	6.1
		(ANA)	13	2	9	11	5	22	0	0	0	0	13	15.4
		(TOTAL)	66	5	23	28	0	58	0	0	1	0	62	8.1
D	29	DARREN VAN IMPER*	74	4	19	23	3	90	2	0	0	0	107	3.7
RW	46	JEAN-FRANCOIS JOMPHE	64	7	14	21	-9	53	0	1	0	0	81	8.6
C	13	TED DRURY	73	9	9	18	-9	54	1	0	2	1	114	7.9
D	2	BOBBY DOLLAS	79	4	14	18	17	55	1	0	1	1	96	4.2
LW	16	WARREN RYCHEL	70	10	7	17	6	218	1	1	1	0	59	16.9
C	54	SEAN PRONGER*	39	7	7	14	6	20	1	0	1	1	43	16.3
LW	18	GARRY VALK	53	7	7	14	-2	53	0	0	1	0	68	10.3
D	33	DAVE KARPA	69	2	11	13	11	210	0	0	1	0	90	2.2
RW	10	ROMAN OKSIUTA	28	6	7	13	-12	22	2	0	0	1	48	12.5
LW	22	KEN BAUMGARTNER	67	0	11	11	0	182	0	0	0	0	20	.0
D	4	FREDRIK OLAUSSON	20	2	9	11	-5	8	1	0	0	0	35	5.7
D	28	JASON MARSHALL	73	1	9	10	6	140	0	0	0	0	34	2.9
C	24	MARK JANSSENS (HFD)	54	2	4	6	-10	90	0	0	0	0	30	6.7
		(ANA)	12	0	2	2	-3	47	0	0	0	0	9	.0
		(TOTAL)	66	2	6	8	-13	137	0	0	0	0	39	5.1
C	32	ALEX HICKS	18	2	6	8	1	14	0	0	0	0	21	9.5
D	34	DAN TREBIL*	29	3	3	6	5	23	0	0	0	0	30	10.0
* Rookie														
LW	27	MIKE LECLERC*	5	1	1	2	2	0	0	0	1	0	3	33.3
C	32	RICHARD PARK (PIT)	1	0	0	0	-1	0	0	0	0	0	1	.0
		(ANA)	11	1	1	2	0	10	0	0	0	0	9	11.1
		(TOTAL)	12	1	2	2	-1	10	0	0	0	0	10	10.0
RW	11	VALERI KARPOV	9	1	0	1	-2	16	0	0	0	0	4	25.0
RW	52	PETER LEBOUTILLIER*	23	1	0	1	0	121	0	0	0	0	5	20.0
D	26	NIKOLAI TSULYGIN*	22	0	1	1	-5	8	0	0	0	0	10	.0
D	5	RUSLAN SALEI*	30	0	1	1	-8	37	0	0	0	0	14	.0
G	31	GUY HEBERT	67	0	1	1	0	4	0	0	0	0	0	.0
LW	19	SHAWN ANTOSKI (PIT)	13	0	0	0	0	49	0	0	0	0	3	.0
		(ANA)	2	0	0	0	1	2	0	0	0	0	0	.0
		(TOTAL)	15	0	0	0	1	51	0	0	0	0	3	.0
LW	40	JEREMY STEVENSON*	5	0	0	0	-1	14	0	0	0	0	1	.0
LW	42	BARRY NIECKAR	2	0	0	0	0	5	0	0	0	0	0	.0
RW	39	FRANK BANHAM*	3	0	0	0	-2	0	0	0	0	0	1	.0
RW	51	CRAIG REICHERT*	3	0	0	0	-2	0	0	0	0	0	3	.0
D	25	ADRIAN PLAVSIC	6	0	0	0	-5	2	0	0	0	0	3	.0
G	35	MIKHAIL SHTALENKOV	24	0	0	0	0	4	0	0	0	0	0	.0
G	1	MICHAEL O'NEILL	1	0	0	0	0	0	0	0	0	0	0	.0

NO.	GOALTENDER	GP	MIN	GAA	W-L-T	EN	SO	GA	SHOTS	SV%	G	A	PIM
31	GUY HEBERT	67	3863	2.67	29-25-12	2	4	172	2133	.919	0	1	4
35	M. SHTALENKOV	24	1079	2.89	7-8-1	4	2	52	539	.904	0	0	4
1	MICHAEL O'NEILL	1	31	5.81	0-0-0	0	0	3	10	.700	0	0	0
<b>TOTALS</b>		<b>82</b>	<b>4994</b>	<b>2.80</b>	<b>36-33-13</b>	<b>6</b>	<b>6</b>	<b>268</b>	<b>2688</b>	<b>.913</b>	<b>0</b>	<b>1</b>	<b>8</b>

\* Rookie

## 1995-96 FINAL STATISTICS

POS	NO.	PLAYER	GP	G	A	PTS	+/-	PIM	PP	SH	GW	GT	S	PCTG
LW	9	PAUL KARIYA	82	50	58	108	9	20	20	3	9	0	349	14.3
RW	8	TEEMU SELANNE (WPG)	51	24	48	72	3	18	6	1	4	0	163	14.7
		(ANA)	28	16	20	36	2	4	3	0	1	0	104	15.4
		(TOTAL)	79	40	68	108	5	22	9	1	5	0	267	15.0
RW	28	ROMAN OKSIUTA (VAN)	56	16	23	39	2	42	5	0	1	0	92	17.4
		(ANA)	14	7	5	12	2	18	6	0	0	0	27	25.9
		(TOTAL)	70	23	28	51	4	60	11	0	1	0	119	19.3
C	20	STEVE RUCCHIN	64	19	25	44	3	12	8	1	4	0	113	16.8
LW	25	TODD KRYGIER	60	9	28	37	-9	70	2	1	0	1	153	5.9
C	26	MIKE SILLINGER	62	13	21	34	-20	32	7	0	2	0	143	9.1
D	2	BOBBY DOLLAS	82	8	22	30	9	64	0	1	1	0	117	6.8
RW	14	JOE SACCO	76	13	14	27	1	40	1	2	2	1	132	9.8
C	93	ANATOLI SEMENOV (PHI)	44	3	13	16	3	14	0	0	2	0	55	5.5
		(ANA)	12	1	9	10	-4	10	0	0	0	0	24	4.2
		(TOTAL)	56	4	22	26	-1	24	0	0	2	0	79	5.1
C	22	SHAUN VAN ALLEN	49	8	17	25	13	41	0	0	2	0	78	10.3
LW	18	GARRY VALK	79	12	12	24	8	125	1	1	2	0	108	11.1
D	3	JASON YORK	29	3	21	24	-7	88	0	0	0	0	106	2.8
D	4	FREDRIK OLAUSSON	20	0	6	6	-14	14	0	0	0	0	20	.0
		(ANA)	36	2	16	18	7	24	1	0	0	0	63	3.2
		(TOTAL)	56	2	22	24	-7	38	1	0	0	0	83	2.4
D	10	OLEG TVERDOVSKY	51	7	15	22	0	35	2	0	0	0	84	8.3
C	32	ALEX HICKS	64	10	11	21	11	37	0	0	2	1	83	12.0
D	17	DAVE KARPA	72	3	16	19	-3	270	0	1	1	0	62	4.8
RW	21	PATRIK CARNBACK	34	6	12	18	3	34	1	0	0	0	54	11.1
LW	11	VALERI KARPOV	37	9	8	17	-1	10	0	0	1	0	42	21.4
RW	16	PETER DOURIS	31	8	7	15	-3	9	2	0	3	0	45	17.8
LW	12	DAVID SACCO*	23	4	10	14	1	18	2	0	0	0	26	15.4

# YEAR-BY-YEAR FINAL STATISTICS

RW	46	J.F. JOMPHE*	31	2	12	14	7	39	2	0	0	0	46	4.3
C	19	BOB CORKUM	48	5	7	12	0	26	0	0	1	0	88	5.7
C	8	CHAD KILGER*	45	5	7	12	-2	22	0	0	1	0	38	13.2
LW	42	DENNY LAMBERT*	33	0	8	8	-2	55	0	0	0	0	28	.0
RW	36	TODD EWEN	53	4	3	7	-5	285	0	0	1	0	52	7.7
LW	24	KEN BAUMGARTNER												
		(TOR)	60	2	3	5	-5	152	0	0	1	0	27	7.4
		(ANA)	12	0	1	1	0	41	0	0	0	0	5	.0
		(TOTAL)	72	2	4	6	-5	193	0	0	1	0	32	6.3
C	21	JIM CAMPBELL*	16	2	3	5	0	36	1	0	0	0	25	8.0
D	7	MILOS HOLAN	16	2	2	4	-12	24	0	0	0	0	47	4.3
D	29	RANDY LADOUCEUR	63	1	3	4	5	47	0	0	0	0	48	2.1
D	5	ROBERT DIRK	44	1	2	3	8	42	0	0	0	0	20	5.0
D	48	DARREN VAN IMPE*	16	1	2	3	8	14	0	0	1	0	13	7.7
RW	24	STEVEN KING	7	2	0	2	-1	15	1	0	1	0	5	40.0
G	35	M. SHTALENKOV	30	0	2	2	0	2	0	0	0	0	0	.0
C	15	VIACHESLAV BUTSAYEV	7	1	0	1	-4	0	0	0	0	0	9	11.1
RW	28	DWAYNE NORRIS*	3	0	1	1	0	2	0	0	0	0	3	.6
LW	40	JEREMY STEVENSON*	3	0	1	1	1	12	0	0	0	0	1	.0
C	54	SEAN PRONGER*	7	0	1	1	0	6	0	0	0	0	3	.0
D	23	JASON MARSHALL*	24	0	1	1	3	42	0	0	1	0	9	.0
C	27	JOHN LILLEY	1	0	0	0	-1	0	0	0	0	0	0	.0
D	6	DON MCSWEEN	4	0	0	0	0	4	0	0	0	0	1	.0
D	44	OLEG MIKULCHIK	8	0	0	0	-2	4	0	0	0	0	0	.0
G	31	GUY HEBERT	59	0	0	0	0	6	0	0	0	0	0	.0

NO.	GOALTENDER	GP	MIN	GAA	W-L-T	EN	SO	GA	SHOTS	SV%	G	A	PIM
31	GUY HEBERT	59	3326	2.83	28-23-5	3	4	157	1820	.914	0	0	6
35	M. SHTALENKOV	30	1637	3.12	7-16-3	2	0	85	814	.896	0	2	2
<b>TOTALS</b>		<b>82</b>	<b>4982</b>	<b>2.97</b>	<b>35-39-8</b>	<b>5</b>	<b>4</b>	<b>247</b>	<b>2639</b>	<b>.906</b>	<b>0</b>	<b>2</b>	<b>8</b>

\* Rookie

## 1994-95 FINAL STATISTICS

POS	NO.	PLAYER	GP	G	A	PTS	+/-	PIM	PP	SH	GW	GT	S	PCFG
LW	9	PAUL KARIYA*	47	18	21	39	-17	4	7	1	3	1	134	13.4
C	22	SHAUN VAN ALLEN	45	8	21	29	-4	32	1	1	1	0	68	11.8
C	47	STEPHAN LEBEAU	38	8	16	24	6	12	1	0	2	0	70	11.4
LW	25	TODD KRYGIER	35	11	11	22	1	10	1	0	1	0	90	12.2
RW	16	PETER DOURIS	46	10	11	21	4	12	0	0	4	0	69	14.5
RW	21	PATRIK CARNBACK	41	6	15	21	-8	32	0	0	0	0	58	10.3
D	2	BOBBY DOLLAS	45	7	13	20	-3	12	3	1	1	0	70	10.0
C	19	BOB CORKUM	44	10	9	19	-7	25	0	0	1	1	100	10.0
RW	14	JOE SACCO	41	10	8	18	-8	23	2	0	0	0	77	13.0
C	20	STEVE RUCCHIN*	43	6	11	17	7	23	0	0	1	0	59	10.2
RW	26	MIKE SILLINGER (DET)	13	2	6	8	3	2	0	0	0	0	11	10.0
		(ANA)	15	2	5	7	1	6	2	0	0	0	28	7.1
		(TOTAL)	28	4	11	15	4	8	2	0	0	0	39	10.3
D	10	OLEG TVERDOVSKY*	36	3	9	12	-6	14	1	1	0	0	26	11.5
LW	11	VALERI KARPOV*	30	4	7	11	-4	6	0	0	0	0	48	8.3
D	3	JASON YORK* (DET)	10	1	2	3	0	2	0	0	0	0	6	16.7
		(ANA)	15	0	8	8	4	12	0	0	0	0	22	.0
		(TOTAL)	25	1	10	11	4	14	0	0	0	0	28	3.6
D	7	MILOS HOLAN*	25	2	8	10	4	14	1	0	1	0	93	2.2
LW	18	GARRY VALK	36	3	6	9	-4	34	0	0	0	0	53	5.7
D	24	TOM KURVERS	22	4	3	7	-13	6	1	0	1	0	44	9.1
C	19	ANATOLI SEMENOV	15	3	4	7	-10	4	2	0	0	0	33	9.1
D	29	RANDY LADOUCEUR	44	2	4	6	2	36	0	0	0	0	42	4.8
D	15	DAVE KARPA (GUE)	2	0	0	0	-1	0	0	0	0	0	1	.0
		(ANA)	26	1	5	6	0	91	0	0	0	0	32	3.1
		(TOTAL)	28	1	5	6	-1	91	0	0	0	0	33	3.0
C	27	JOHN LILLEY*	9	2	2	4	2	5	1	0	0	0	10	20.0
D	4	DAVID WILLIAMS	21	2	2	4	-5	26	0	0	0	1	30	6.7
LW	42	DENNY LAMBERT*	13	1	3	4	3	4	0	0	0	0	14	7.1
D	5	ROBERT DIRK	38	1	3	4	-3	56	0	0	0	0	15	6.7
LW	8	TIM SWEENEY	13	1	1	2	-3	2	0	0	0	0	11	9.1
LW	12	DAVID SACCO*	8	0	2	2	-3	0	0	0	0	0	5	.0
D	3	MARK FERNER	14	0	1	1	-4	6	0	0	0	0	15	.0
LW	32	STU GRIMSON	31	0	1	1	-7	110	0	0	0	0	14	.0
D	48	DARREN VAN IMPE*	1	0	1	1	0	4	0	0	0	0	0	.0
D	23	JASON MARSHALL*	1	0	0	0	-2	0	0	0	0	0	1	.0
D	6	DON MCSWEEN	2	0	0	0	0	0	0	0	0	0	1	.0
G	35	M. SHTALENKOV	18	0	0	0	0	2	0	0	0	0	0	.0
RW	36	TODD EWEN	24	0	0	0	-2	93	0	0	0	0	14	.0
G	31	GUY HEBERT	39	0	0	0	0	2	0	0	0	0	0	.0

# YEAR-BY-YEAR FINAL STATISTICS



NO.	GOALTENDER	GP	MIN	GAA	W-L-T	EN	SO	GA	SHOTS	SV%	G	A	PIM
31	GUY HEBERT	39	2092	3.13	12-20-4	4	2	109	1132	.904	0	0	2
35	M. SHTALENKOV	18	810	3.63	4-7-1	2	0	49	448	.891	0	0	2
<b>TOTALS</b>		<b>48</b>	<b>2913</b>	<b>3.38</b>	<b>16-27-5</b>	<b>6</b>	<b>2</b>	<b>164</b>	<b>1586</b>	<b>.897</b>	<b>0</b>	<b>0</b>	<b>4</b>

\* Rookie

## 1993-94 FINAL STATISTICS

POS	NO.	PLAYER	GP	G	A	PTS	+/-	PIM	PP	SH	GW	GT	S	PCTG
R	25	TERRY YAKE	82	21	31	52	2	44	5	0	2	0	188	11.2
C	20	BOB CORKUM	76	23	28	51	4	18	3	3	0	1	180	12.8
L	18	GARRY VALK	78	18	27	45	8	100	4	1	5	0	165	10.9
L	8	TIM SWEENEY	78	16	27	43	3	49	6	1	2	0	114	14.0
D	23	BILL HOULDER	80	14	25	39	-18	40	3	0	3	0	187	7.5
R	14	JOE SACCO	84	19	18	37	-11	61	3	1	2	1	206	9.2
L	16	PETER DOURIS	74	12	22	34	-5	21	1	0	1	0	142	8.5
C	22	SHAUN VAN ALLEN	80	8	25	33	0	64	2	2	1	0	104	7.7
C	19	ANATOLI SEMENOV	49	11	19	30	-4	12	4	0	2	0	103	10.7
D	6	SEAN HILL	68	7	20	27	-12	78	2	1	1	0	165	4.2
C	47	STEPHAN LEBEAU (MTL)	34	9	7	16	1	8	4	0	2	1	61	14.8
		(ANA)	22	6	4	10	-5	14	2	0	1	0	37	16.2
		(TOTAL)	56	15	11	26	4	22	6	0	3	1	98	15.3
C	21	PATRIK CARNBACK*	73	12	11	23	-8	54	3	0	2	0	81	14.8
D	2	BOBBY DOLLAS	77	9	11	20	20	55	1	0	1	0	121	7.4
D	4	DAVID WILLIAMS	56	5	15	20	8	42	2	0	0	0	74	6.8
L	24	TROY LONEY	62	13	6	19	-5	88	6	0	1	0	93	14.0
R	36	TODD EWEN	76	9	9	18	-7	272	0	0	2	0	59	15.3
D	39	DON MCSWEEN*	32	3	9	12	4	39	1	0	2	0	43	7.0
R	17	STEVEN KING	36	8	3	11	-7	44	3	0	1	0	50	16.0
D	29	RANDY LADOUCEUR	81	1	9	10	7	74	0	0	0	0	66	1.5
C	10	JARROD SKALDE*	20	5	4	9	-3	10	2	0	2	0	25	20.0
D	3	MARK FERNER	50	3	5	8	-16	30	0	0	0	0	44	6.8
R	48	JOHN LILLEY*	13	1	6	7	1	8	0	0	1	0	20	5.0
L	32	STU GRIMSON	77	1	5	6	-6	199	0	0	0	0	34	2.9
D	44	MYLES O'CONNOR	5	0	1	1	0	6	0	0	0	0	7	.0
C	26	ROBIN BAWA	12	0	1	1	-3	7	0	0	0	0	1	.0
C	45	SCOTT MCKAY*	1	0	0	0	0	0	0	0	0	0	1	.0
L	27	LONNIE LOACH	3	0	0	0	-2	2	0	0	0	0	8	.0
D	34	ANATOLI FEDOTOV*	3	0	0	0	-1	0	0	0	0	0	1	.0
L	43	MAXIM BETS*	3	0	0	0	-3	0	0	0	0	0	1	.0
R	33	JIM THOMSON	6	0	0	0	0	5	0	0	0	0	1	.0
G	35	MIKHAIL SHTALENKOV	10	0	0	0	0	0	0	0	0	0	0	.0
G	1	RON TUGNUTT	28	0	0	0	0	2	0	0	0	0	0	.0
G	31	GUY HEBERT	52	0	0	0	0	2	0	0	0	0	0	.0

NO.	GOALTENDER	GP	MIN	GAA	W-L-T	EN	SO	GA	SHOTS	SV%	G	A	PIM
35	MIKHAIL SHTALENKOV*	10	543	2.65	3-4-1	1	0	24	265	.909	0	0	0
31	GUY HEBERT	52	2991	2.83	20-27-3	5	2	141	1513	.907	0	0	2
1	RON TUGNUTT	28	1520	3.00	10-15-1	4	1	76	828	.908	0	0	2
<b>TOTALS</b>		<b>84</b>	<b>5079</b>	<b>2.97</b>	<b>33-46-5</b>	<b>10</b>	<b>3</b>	<b>251</b>	<b>2616</b>	<b>.904</b>	<b>0</b>	<b>0</b>	<b>4</b>

\* Rookie

# DUCKS SEASON TOTALS

## DUCKS YEAR-BY-YEAR FINISH

SEASON	RECORD	PGTG.	GF	GA	STANDINGS	POWER PLAY	PENALTY KILL	GAA	HOME	ROAD	OT
1993-94	33-46-5, 17 PTS.	423	229	251	4TH PAC/9TH WEST	54-376 (14.4)	67-388 (82.7)	2.97	14-26-2	19-20-3	2-5-5
1994-95	16-27-5, 37 PTS.	385	125	164	6TH PAC/12TH WEST	23-202 (11.4)	47-193 (75.6)	3.38	11-9-4	5-18-1	2-0-5
1995-96	35-39-8, 78 PTS.	476	234	247	4TH PAC/8TH WEST	60-426 (14.1)	81-423 (80.9)	2.97	22-15-4	13-24-4	6-2-8
1996-97	36-33-13, 85 PTS.	518	245	233	2ND PAC/4TH WEST	56-333 (16.8)	62-336 (16.8)	2.80	20-12-6	13-21-7	3-0-3
1997-98	26-43-13, 65 PTS.	396	205	261	6TH PAC/12TH WEST	46-392 (11.7)	72-396 (81.8)	3.13	12-23-6	14-20-7	3-4-3
1998-99	35-34-13, 83 PTS.	506	215	206	3RD PAC/6TH WEST	83-378 (22.0)	60-387 (84.5)	2.48	21-14-6	14-20-7	1-3-3
1999-00	34-33-12, 83 PTS.	506	217	227	5TH PAC/9TH WEST	55-332 (16.6)	62-296 (79.1)	2.73	19-13-7	15-20-5	3-3-2
2000-01	25-41-11, 68 PTS.	402	186	245	5TH PAC/15TH WEST	46-372 (17.7)	71-390 (81.8)	2.94	15-20-4	10-21-3	4-5-1
2001-02	29-42-3, 69 PTS.	421	175	198	5TH PAC/15TH WEST	43-373 (11.5)	46-330 (86.1)	2.39	15-19-5	14-23-1	3-3-8
2002-03	40-27-6, 95 PTS.	579	203	193	2ND PAC/7TH WEST	56-348 (16.1)	42-333 (87.3)	2.35	22-10-7	18-17-2	6-6-9
2003-04	29-35-10, 8, 76 PTS.	463	184	213	4TH PAC/12TH WEST	56-310 (11.8)	54-353 (84.7)	2.60	19-11-7-4	10-24-3-4	4-8-10
2005-06	43-27-12, 98 PTS.	598	251*	222*	3RD PAC/6TH WEST	87-480 (18.1)	61-410 (83.5)	2.67	26-10-5	17-17-7	6-5-7
2006-07	48-20-14, 110 PTS.	689	254*	198*	1ST PAC/2ND WEST	89-398 (22.4)	84-510 (85.1)	2.37	26-6-9	22-14-5	9-4-10
2007-08	47-27-8, 102 PTS.	622	197*	184*	2ND PAC/4TH WEST	60-361 (16.6)	69-408 (83.1)	2.24	28-9-4	19-18-4	12-1-7
2008-09	42-33-7, 91 PTS.	562	238*	235*	2ND PAC/8TH WEST	73-309 (23.6)	78-385 (79.7)	2.87	20-18-3	22-15-4	12-4-3
2009-10	39-32-11, 89 PTS.	543	233*	243*	4TH PAC/11TH WEST	63-300 (21.0)	67-324 (79.3)	2.96	25-11-5	14-21-6	8-3-8
2010-11	47-30-5, 99 PTS.	603	235*	233*	2ND PAC/4TH WEST	67-285 (23.5)	57-305 (81.3)	2.84	26-13-2	21-17-3	13-3-2
2011-12	34-36-12, 85 PTS.	488	201*	224*	5TH PAC/13TH WEST	45-271 (16.6)	51-323 (82.0)	2.73	21-18-2	13-18-10	5-5-7
2012-13	30-12-6, 66 PTS.	488	134*	115*	1ST PAC/2ND WEST	29-135 (21.5)	30-162 (81.5)	4.40	16-7-1	14-5-5	7-3-3
2013-14	54-20-8, 116 PTS.	707	263*	203*	1ST PAC/1ST WEST	44-275 (16.0)	48-270 (82.2)	2.48	29-8-4	25-14-2	10-2-6
2014-15	51-24-7, 109 PTS.	665	228*	221*	1ST PAC/1ST WEST	37-235 (15.7)	52-274 (81.0)	2.70	26-12-3	25-12-4	16-2-5
2015-16	46-25-11, 103 PTS.	628	215*	188*	1ST PAC/2ND WEST	56-242 (23.1)	37-290 (82.2)	2.29	25-10-6	21-15-5	7-7-4
2016-17	46-23-13, 105 PTS.	640	220*	197*	1ST PAC/3RD WEST	47-251 (18.7)	43-281 (84.7)	2.40	29-8-4	17-15-9	6-10-3
2017-18	44-25-13, 101 PTS.	616	231*	209*	1ST PAC/5TH WEST	38-214 (17.8)	46-274 (83.2)	2.55	26-10-5	18-15-8	9-6-7
2018-19	35-37-10, 80 PTS.	494	196*	248*	6TH PAC/13TH WEST	36-212 (18.7)	55-271 (79.1)	3.02	19-14-8	16-23-2	8-7-3
2019-20	29-33-6, 67 PTS.	472	182*	225*	4TH PAC/13TH WEST	27-184 (14.7)	49-213 (77.0)	3.17	16-15-5	13-18-4	9-8-1
2020-21	17-30-9, 43 PTS.	384	126*	179*	8TH WEST	11-123 (8.9)	33-164 (79.9)	3.06	6-18-4	11-12-5	6-7-2
2021-22	31-27-14, 78 PTS.	463	228*	266*	7TH PAC/13TH WEST	48-219 (21.9)	43-224 (80.8)	3.22	17-9-5	16-19-9	8-9-4
2022-23	23-47-12, 58 PTS.	354	209*	338*	8TH PAC/16TH WEST	36-229 (15.7)	78-280 (72.1)	4.19	12-25-4	11-22-8	10-9-3
<b>TOTALS</b>	<b>1044-918-316, 2401 PTS.</b>	<b>528</b>	<b>6,056</b>	<b>6,361</b>		<b>1491-8566 (17.4)</b>	<b>1645-9153 (82.0)</b>	<b>2.80</b>	<b>586-403-149-458-514-164-194-130-192*</b>		

\* Does not include "team" goals awarded for shootout wins \*\* 79 shootout losses, 107 ties

## ALL-TIME DUCKS RECORD BY MONTH

SEASON	OCTOBER	NOVEMBER	DECEMBER	JANUARY	FEBRUARY	MARCH	APRIL	MAY
1993-94	2-8-2	6-7-0	6-8-0	6-6-2	4-6-1	6-8-0	3-3-0	-----
1994-95	-----	-----	-----	3-3-0	2-8-1	4-8-3	6-7-1	1-1-0
1995-96	3-8-0	8-5-1	3-9-3	4-5-1	5-8-0	7-3-2	5-1-1	-----
1996-97	1-9-2	6-5-2	6-5-1	7-5-1	6-6-1	7-3-4	3-0-2	-----
1997-98	5-4-4	6-8-1	2-8-2	4-7-2	3-2-0	4-9-2	2-5-2	-----
1998-99	3-3-3	5-7-1	5-3-4	4-9-1	10-3-0	6-5-2	2-2-2	-----
1999-00	6-5-1-1	6-5-1-0	6-6-2-0	4-7-2-0	5-3-4-0	5-4-2-1	2-5-0-1	-----
2000-01	6-4-1-2	2-8-3-1	6-5-2-3	2-19-1-0	3-4-1-1	6-5-2-0	1-2-1-0	-----
2001-02	4-7-1-0	3-9-2-0	6-5-2-3	6-8-1-0	2-3-0-0	6-7-1-0	2-3-1-0	-----
2002-03	3-5-0-3	5-2-3-3	7-7-0-0	7-4-1-1	8-5-1-0	9-3-1-1	1-1-0-1	-----
2003-04	4-5-1-1	4-2-3-4	5-8-0-0	3-7-4-1	7-4-1-2	5-9-1-0	1-0-0-0	-----
2005-06	6-5-1	5-6-3	6-4-2	7-2-4	3-2-1	11-4-1	5-4-0	-----
2006-07	9-0-3	10-2-3	9-5-0	4-5-2	5-5-2	10-3-2	1-0-2	-----
2007-08	4-7-2	8-4-2	7-6-1	8-4-1	10-2-1	8-4-1	2-0-0	-----
2008-09	6-5-1	8-3-2	5-7-1	6-7-1	6-6-0	8-4-1	3-1-1	-----
2009-10	4-6-2	6-5-2	6-6-3	9-6-0	5-2-0	7-6-1	2-1-3	-----
2010-11	4-7-1	8-4-2	8-6-1	8-3-0	5-5-1	11-3-0	3-2-0	-----
2011-12	5-5-1	2-8-3	3-8-2	9-2-1	8-4-3	6-7-1	1-2-1	-----
2012-13	-----	-----	-----	3-1-1	11-2-0	9-4-4	7-5-1	-----
2013-14	10-3-1	8-4-3	11-1-1	11-3-0	2-3-0	7-4-3	5-2-0	-----
2014-15	9-3-0	5-3-5	10-3-1	8-3-0	7-5-1	10-5-0	2-2-0	-----
2015-16	1-7-2	8-4-3	6-4-1	7-3-1	12-1-1	9-4-2	3-2-1	-----
2016-17	3-4-2	8-4-2	7-4-4	10-3-1	4-6-1	10-2-2	4-0-1	-----
2017-18	6-4-1	5-6-3	7-4-4	7-3-1	6-4-3	9-4-1	4-0-0	-----
2018-19	5-6-2	8-4-3	6-5-2	2-6-2	3-10-0	9-6-1	2-0-0	-----
2019-20	8-6-0	3-6-4	5-7-1	4-7-0	6-4-3	3-3-1	-----	-----
2020-21	-----	-----	-----	3-5-2	3-5-3	5-10-1	4-9-1	2-1-2
2021-22	3-4-3	9-4-0	5-2-4	6-6-2	2-5-0	2-9-3	4-7-2	-----
2022-23	2-6-1	4-9-1	4-8-2	6-6-1	4-5-2	3-8-3	0-5-2	-----
<b>TOTALS</b>	<b>122-136-45</b>	<b>156-136-66</b>	<b>156-146-49</b>	<b>168-146-38</b>	<b>157-129-36</b>	<b>202-154-50</b>	<b>80-71-27</b>	<b>3-2-2</b>

## ALL-TIME RECORDS AT THE ALL-STAR BREAK AND AT THE HALFWAY POINT

SEASON	DATE OF ALL-STAR GAME (HOST TEAM)	RECORD BEFORE	RECORD AFTER	FIRST HALF OF SEASON	SECOND HALF OF SEASON	OVERALL RECORD
1993-94	JAN. 22 (NYR)	18-27-4	15-19-1	16-24-2	17-22-3	33-46-5
1994-95	NONE	-----	-----	7-15-2	9-12-3	16-27-5
1995-96	JAN. 20 (BOS)	16-26-5	19-13-3	15-22-4	20-17-8	35-39-8
1996-97	JAN. 18 (SJS)	17-22-5	19-11-8	15-21-5	21-12-8	36-33-13
1997-98	JAN. 18 (VAN)	15-25-8	11-18-5	13-21-7	13-22-6	26-43-13
1998-99	JAN. 24 (TB)	17-19-6	18-15-4	16-17-8	19-17-5	35-36-14
1999-00	FEB. 6 (TOR)	22-23-8-1	12-10-4-2	18-17-5-1	16-16-7-2	34-33-12-3
2000-01	FEB. 4 (COL)	16-29-6-4	9-12-5-1	13-19-5-4	12-22-6-1	25-41-11-5
2001-02	FEB. 2 (LAK)	19-29-6-3	10-13-2-0	13-20-5-3	16-23-3-0	29-33-9-9
2002-03	FEB. 2 (FLA)	22-18-7-4	18-9-2-2	15-16-7-3	25-11-2-3	40-27-9-6
2003-04	FEB. 8 (MIN)	17-23-8-7	12-12-2-1	13-17-6-5	16-18-4-3	29-33-10-8
2005-06	NONE	-----	-----	18-16-7	25-11-5	43-27-12
2006-07	JAN. 24 (DAL)	30-12-8	18-8-6	28-7-6	20-13-8	48-20-14
2007-08	JAN. 27 (ATL)	27-20-6	20-7-2	19-17-5	28-10-3	47-27-8
2008-09	JAN. 25 (MTL)	23-21-5	19-12-2	21-15-5	21-18-2	42-33-7
2009-10	NONE	-----	-----	16-17-8	23-14-4	39-31-1
2010-11	JAN. 30 (CAR)	28-20-4	19-10-1	20-17-4	27-13-1	47-30-5
2011-12	JAN. 29 (OTT)	18-23-7	16-13-5	13-22-6	21-14-6	34-36-12
2012-13	NONE	-----	-----	18-3-3	12-9-3	30-12-6
2013-14	NONE	-----	-----	28-8-5	26-12-3	54-20-8
2014-15	JAN. 25 (CBJ)	31-10-6	20-14-1	26-9-6	25-15-1	51-24-7
2015-16	JAN. 31 (NSH)	22-18-7	24-7-4	17-17-7	29-8-4	46-25-11
2016-17	JAN. 29 (LAK)	27-15-9	19-8-4	21-12-8	25-11-5	46-23-13
2017-18	JAN. 28 (TB)	24-17-9	20-8-4	19-14-8	25-11-5	44-25-13
2018-19	JAN. 26 (SJS)	21-21-9	14-16-1	19-15-7	16-22-3	35-37-10
2019-20	JAN. 24 (STL)	19-24-5	10-9-4	16-20-5	13-13-4	29-33-9
2020-21	NONE	-----	-----	8-14-6	9-16-3	17-30-9
2021-22	FEB. 5 (VGK)	23-16-9	8-21-5	19-17-7	12-22-7	31-37-14
2022-23	FEB. 4 (FLA)	16-29-5	7-18-7	12-25-4	11-22-8	23-47-12
<b>TOTALS</b>		<b>488-487-174</b>	<b>357-283-88</b>	<b>492-473-176</b>	<b>552-445-178</b>	<b>1,044-918-316</b>



# DUCKS SEASON TOTALS



## ALL-TIME DUCKS RECORD BY DAY OF THE WEEK

SEASON	SUNDAY	MONDAY	TUESDAY	WEDNESDAY	THURSDAY	FRIDAY	SATURDAY
1993-94	6-11-1	2-4-0	3-3-1	9-11-1	1-6-1	7-7-1	5-4-0
1994-95	3-6-1	3-1-0	0-5-1	4-4-0	3-2-1	1-7-2	2-2-0
1995-96	11-5-3	1-6-0	2-3-1	10-10-1	0-4-1	9-8-1	2-3-1
1996-97	6-5-4	4-3-1	0-3-1	11-9-3	0-3-1	12-5-2	3-5-1
1997-98	4-8-3	1-5-1	1-3-2	6-15-1	2-2-2	5-6-2	7-4-2
1998-99	7-4-1	4-3-1	1-1-1	9-10-3	2-3-1	8-9-3	4-4-3
1999-00	8-2-0-1	4-5-0-0	5-2-1-0	5-11-4-1	0-2-2-0	9-4-4-0	3-7-1-1
2000-01	8-8-2-0	2-2-0-1	2-2-0-0	5-14-3-1	1-2-1-1	5-8-4-2	2-5-1-0
2001-02	6-8-0-1	2-3-1-0	2-3-0-0	8-10-3-2	1-4-1-0	6-9-2-0	4-5-1-0
2002-03	12-4-3-0	1-1-1-1	3-3-1-2	12-5-1-0	6-3-1-1	4-7-2-2	2-4-0-0
2003-04	6-8-3-1	2-3-2-1	4-2-0-2	10-3-5-1	0-3-0-0	5-9-0-2	2-7-0-1
2005-06	9-3-2	5-2-3	4-5-0	6-10-0	2-3-1	8-2-4	9-2-2
2006-07	9-3-2	5-1-0	5-3-2	8-2-5	5-2-1	9-5-3	7-4-1
2007-08	9-4-2	4-1-0	5-2-1	10-5-2	6-3-0	7-6-2	6-6-1
2008-09	10-7-0	3-2-0	7-4-1	7-9-0	2-5-0	4-6-4	9-0-2
2009-10	6-2-3	4-2-0	5-5-2	8-6-0	4-6-1	5-2-4	7-9-1
2010-11	9-4-1	3-1-0	6-2-0	15-5-2	1-3-0	9-6-2	6-7-0
2011-12	7-9-0	5-3-0	4-2-3	8-5-1	3-4-3	5-5-4	2-9-0
2012-13	4-1-1	7-2-2	2-0-0	5-2-1	2-0-0	5-5-0	5-2-2
2013-14	11-2-0	5-3-0	4-6-1	7-3-2	4-3-1	10-2-3	6-1-2
2014-15	10-5-1	4-1-0	6-3-1	9-6-1	5-3-0	11-5-2	7-1-2
2015-16	10-2-0	5-2-4	6-3-2	6-6-1	5-4-2	7-5-2	6-3-0
2016-17	9-4-2	2-1-0	10-4-3	6-2-1	11-1-2	5-5-2	3-6-3
2017-18	7-3-2	3-5-0	6-4-2	8-3-0	6-2-2	8-5-2	5-3-5
2018-19	7-5-3	3-2-1	5-6-0	9-5-2	1-6-1	6-8-1	4-6-2
2019-20	2-5-0	6-6-1	3-3-1	2-7-2	7-4-1	6-2-0	3-6-4
2020-21	2-3-1	3-7-0	3-3-0	3-4-1	2-3-0	1-5-4	3-5-3
2021-22	7-7-0	2-2-0	9-6-2	3-5-2	3-4-3	4-8-3	3-2-2
2022-23	1-7-2	1-5-3	5-9-1	4-7-2	3-6-1	5-7-1	4-6-2
<b>TOTALS</b>	<b>206-147-46</b>	<b>96-84-24</b>	<b>118-100-35</b>	<b>211-194-55</b>	<b>88-96-33</b>	<b>186-168-72</b>	<b>138-131-45</b>

## ALL-TIME DUCKS RECORD BY DIVISION/CONFERENCE

SEASON	PACIFIC	CENTRAL	NORTHWEST	WEST	METROPOLITAN	ATLANTIC	NORTHEAST	SOUTHEAST	EAST	OVERALL
1993-94	11-18-1	12-12-2	-----	23-30-3	-----	6-8-0	4-8-2	-----	10-16-2	33-46-5
1994-95	11-10-3	5-17-2	-----	16-27-5	-----	-----	-----	-----	-----	16-27-5
1995-96	15-16-1	7-14-3	-----	22-30-4	-----	5-5-4	8-4-0	-----	13-9-4	35-39-8
1996-97	13-12-7	11-10-3	-----	24-22-10	-----	7-6-1	5-5-2	-----	12-11-3	36-33-13
1997-98	11-17-4	5-15-4	-----	16-32-8	-----	7-3-4	3-8-1	-----	10-11-5	26-43-13
1998-99	12-7-5	7-8-1	6-9-2	25-24-8	-----	4-3-2	2-4-2	4-3-0	10-10-5	35-34-13
1999-00	11-12-1	10-5-2-0	5-8-3-0	26-22-8-1	-----	2-3-2-1	2-6-1-0	4-2-1-1	8-11-4-2	34-33-12-3
2000-01	5-10-2-3	13-12-1	6-9-5-0	15-19-4	-----	5-3-0-0	1-3-1-1	4-1-1-0	10-9-2-1	27-31-11-5
2001-02	8-9-2-1	7-11-2-0	6-9-3-2	9-21-7-3	-----	5-2-0-0	0-5-1-0	3-6-0-0	8-13-1-0	29-42-8-3
2002-03	8-9-3-0	15-3-0-2	8-7-3-2	31-19-6-4	-----	1-3-1-2	3-3-1-0	5-2-1-0	9-8-3-2	40-27-9-6
2003-04	8-10-4-2	6-7-4-3	8-9-1-2	22-26-9-7	-----	2-3-1-0	1-4-0-1	4-2-0-0	7-9-1-1	29-35-10-8
2005-06	18-9-5	13-5-2	7-11-2	38-25-9	-----	-----	2-1-2-2	3-1-1	5-2-3	43-27-12
2006-07	19-8-5	12-5-3	11-5-4	42-18-12	-----	2-1-2	-----	4-1-0	6-2-2	48-20-14
2007-08	17-10-5	13-5-2	9-10-1	39-25-8	-----	3-2-0	5-0-0	-----	8-2-0	47-27-8
2008-09	12-10-2	10-7-3	13-6-1	35-23-6	-----	1-4-1	5-1-0	1-5-0	7-10-1	42-33-7
2009-10	7-13-4	10-8-2	13-4-3	30-25-9	-----	2-4-0	3-1-2	4-2-0	9-7-2	39-32-11
2010-11	14-10-0	8-11-1	14-3-3	36-24-4	-----	5-2-0	3-2-0	3-2-1	11-6-1	47-30-5
2011-12	10-12-2	6-11-3	10-7-3	26-30-8	-----	3-3-3	2-4-0	3-2-1	8-6-4	34-36-12
2012-13	8-7-3	10-2-3	12-3-0	30-12-6	-----	-----	-----	-----	-----	30-12-6
2013-14*	22-4-3	13-8-0	-----	35-12-3	10-3-3	9-5-2	-----	-----	19-8-5	54-20-8
2014-15	18-6-5	16-5-0	-----	34-11-5	8-6-2	9-7-0	-----	-----	17-13-2	51-24-7
2015-16	19-6-4	10-8-3	-----	29-14-7	8-5-3	9-6-1	-----	-----	17-11-4	46-25-11
2016-17	18-6-5	12-7-2	-----	30-13-7	7-6-3	9-4-3	-----	-----	16-10-6	46-23-13
2017-18	15-7-7	10-8-3	-----	25-15-10	11-3-2	8-7-1	-----	-----	19-10-3	44-25-13
2018-19	12-13-4	9-10-2	-----	21-23-6	9-6-1	5-8-3	-----	-----	14-14-4	35-37-10
2019-20	9-10-2	7-11-2	-----	16-16-4	7-8-1	6-4-4	-----	-----	13-12-5	29-33-9
2020-21#	17-30-9	-----	-----	-----	-----	-----	-----	-----	-----	17-30-9
2021-22	11-12-3	5-16-3	-----	16-28-6	4-7-3-1	9-2-5	-----	-----	15-9-8	31-27-14
2022-23	7-17-2	6-12-6	-----	13-29-8	6-8-2	4-10-2	-----	-----	10-18-4	23-47-12
<b>TOTALS</b>	<b>355-305-109</b>	<b>259-254-74</b>	<b>128-100-40</b>	<b>736-641-214</b>	<b>72-42-20</b>	<b>128-105-46</b>	<b>49-59-17</b>	<b>42-31-7</b>	<b>291-308-90</b>	<b>1,044-918-316</b>

\*The NHL expanded to six divisions from four in 1998-99. #The NHL contracted to four divisions from six in 2013-14. #The NHL had a 56-game interdivision schedule (Anaheim participated in the West Division in 2020-21)

## ALL-TIME DUCKS RECORD VS. GOALS SCORED & ALLOWED

SEASON	WHEN SCORING					WHEN ALLOWING						
	0 GOALS	1 GOAL	2 GOALS	3 GOALS	4 GOALS	0 GOALS	1 GOAL	2 GOALS	3 GOALS	4 GOALS	5+ GOALS	
1993-94	0-9-0	1-6-1	3-19-2	10-9-1	6-3-1	13-0-0	3-0-0	10-2-1	11-3-2	7-13-1	1-15-1	1-13-0
1994-95	0-6-0	0-7-0	1-8-2	5-4-2	3-1-1	7-1-0	2-0-0	5-0-0	3-4-2	4-5-2	2-4-1	0-10-0
1995-96	0-2-0	1-14-0	6-13-6	7-7-1	8-3-1	13-0-0	4-0-0	10-0-0	13-3-6	6-11-1	2-9-1	0-16-0
1996-97	0-1-0	1-11-3	4-9-4	9-10-2	11-1-1	11-1-3	6-0-0	11-0-3	12-2-4	5-8-2	2-12-1	0-6-0
1997-98	0-11-0	0-6-1	4-17-3	6-8-8	9-1-0	7-0-1	4-0-0	6-0-1	8-4-3	6-12-8	2-10-0	0-17-1
1998-99	0-5-0	3-14-0	3-11-8	10-4-2	10-1-3	13-0-0	7-0-0	17-4-0	3-3-7	5-10-3	3-9-3	0-8-0
1999-00	0-5-0-0	2-12-2-0	5-10-3-1	5-9-3-2	10-1-3-0	8-0-1-0	5-0-0-0	13-0-2-0	10-8-3-0	5-5-3-1	10-0-3-2	1-10-1-0
2000-01	0-9-0-0	3-9-2-1	3-19-5-3	5-3-3-0	8-11-1-0	6-0-0-0	6-0-0-0	6-2-2-0	7-1-5-1	4-13-3-3	2-12-1-2	0-13-0-1
2001-02	0-4-0-1	1-19-3-0	8-16-4-2	7-3-1-0	7-0-0-0	6-0-0-0	5-0-0-0	14-2-3-1	8-8-4-0	1-15-1-2	1-10-0-0	0-7-0-0
2002-03	0-4-0-2	2-11-2	7-6-7-3	13-9-0-1	11-1-0	7-0-0	9-0-0	11-2-1-0	12-5-7-2	7-9-0-3	0-13-1-1	1-4-0-2
2003-04	0-5-0-0	1-18-4-3	7-11-3-1	7-0-2-4	8-1-1-0	6-0-0-0	5-0-0-0	10-0-1-0	4-7-10-3-3	6-10-2-1	0-5-1-4	1-9-0-0
2005-06	0-3-1	1-9-1	6-9-5	4-5-4	13-1-0	19-0-1	3-0-0	11-1-1	12-3-1	11-11-5	6-7-4	0-5-1
2006-07	0-6-0	0-4-1	7-5-5	12-4-5	13-1-3	16-0-0	5-0-0	15-2-0	16-4-2	7-5-5	4-6-4	1-3-3
2007-08	0-9-1	0-10-1	15-6-4	11-1-1	12-1-0	9-0-1	3-0-0	23-2-1	13-5-1	8-6-4	0-7-1	0-7-1
2008-09	0-5-0	3-7-0	5-11-2	9-8-2	14-2-2	11-0-1	6-0-0	7-1-0	15-4-0	11-10-2	2-1-3	1-7-2
2009-10	0-6-0	0-11-0	3-6-5	13-6-3	14-3-3	9-0-0	3-0-0	8-1-0	19-1-2	6-8-5	3-9-4	0-13-0
2010-11	0-4-0	2-9-1	9-10-2	14-4-0	8-2-2	14-1-0	7-0-0	10-0-0	18-2-1	6-5-2	6-12-0	0-11-2
2011-12	0-6-1	1-8-3	7-15-5	10-5-1	10-1-2	6-1-0	4-0-0	9-1-3	16-3-4	4-9-2	1-12-2	0-11-1
2012-13	0-2-0	0-7-2	6-1-2	10-2-0	6-0-2	8-0-0	5-0-0	9-0-0	9-2-2	4-3-2	2-3-0	1-4-2
2013-14	0-2-0	3-6-0	6-11-4	15-1-4	7-0-0	28-0-0	6-0-0	9-0-0	25-3-2	12-6-3	2-6-2	0-5-0
2014-15	0-4-0	1-6-2	12-7-4	15-5-1	14-2-0	9-0-0	4-0-0	19-0-2	15-2-3	8-2-2	4-7-0	1-13-0
2015-16	0-8-1	5-8-4	7-7-2	8-2-3	15-0-0	11-0-1	8-0-0	14-0-4	16-6-1	7-7-3	1-6-2	0-6-1
2016-17	0-3-0	3-9-4	7-6-8	14-3-1	12-2-0	10-0-0	8-0-0	17-0-1	12-4-5	8-4-6	0-8-1	1-8-0
2017-18	0-2-0	0-11-4	7-7-6	15-4-2	11-1-0	11-0-1	9-0-0	8-0-3	16-5-3	8-5-3	0-7-1	0-7-0
2018-19	0-9-0	3-14-3	5-9-2	11-3-4	6-2-1	10-0-0	4-0-0	10-0-0	14-2-5	4-13-1	2-9-3	2-13-1
2019-20	0-5-0	0-10-1	6-14-2	8-3-2	9-3-1	6-0-1	1-0-0	10-1-0	11-4-2	4-6-2	1-1-1	1-1-4
2020-21	0-3-0	4-13-1	1-9-4	5-1-3	3-3-1	4-0-0	4-0-0	6-0-0	5-3-1	0-7-5	1-7-3	1-12-0
2021-22	0-5-0	1-12-3	2-10-2	8-8-7	9-1-1	11-1-1	4-0-0	9-1-1	7-4-2	5-5-5	5-14-5	1-13-1
2022-23	0-5-0	0-17-2	3-13-4	6-8-2	6-3-4	8-1-0	1-0-0	2-0-1	11-2-1	5-7-3	4-8-3	1-31-3
<b>TOTALS</b>	<b>0-150-3</b>	<b>42-298-55</b>	<b>165-295-125</b>	<b>276-129-78</b>	<b>269-41-36</b>	<b>292-6-12</b>	<b>143-0-0</b>	<b>309-213-55</b>	<b>343-109-92</b>	<b>174-234-98</b>	<b>62-259-59</b>	<b>15-302-29</b>

# DUCKS FIRSTS

## FIRST GAME

Oct. 8, 1993 vs. the Detroit Red Wings at Honda Center

**Result:** Detroit 7, Anaheim 2

**Attendance:** 17,320 (sellout)

**Coaches:** Head Coach Ron Wilson, Asst. Coaches Al Sims & Tim Army

## STARTING LINE-UP:

Goaltender - Guy Hebert

Defenseman - Alexei Kasatonov

Defenseman - Randy Ladouceur

Center - Anatoli Semenov

Left Wing - Troy Loney

Right Wing - Terry Yake



**First Goal:** Sean Hill (Second period, 4:13 - power play)

**First Assists:** Bill Houlder & Terry Yake

**First Penalty:** Sean Hill, holding (First period, 11:31)

**First Shot:** Sean Hill (First period, 7:50)

**First Win:** Oct. 13, 1993 over Edmonton, 4-3, at the Arrowhead Pond, Ron Tugnutt in goal

**First Tie:** Oct. 15, 1993 vs. Boston, 1-1, at the Arrowhead Pond, Ron Tugnutt in goal

**First Road Win:** Oct. 19, 1993 @ N.Y. Rangers, 4-2, at Madison Square Garden, Guy Hebert in goal (first ever road game)

**First Road Tie:** Jan. 18, 1994 @ Toronto, 3-3, at Maple Leaf Gardens, Guy Hebert in goal

**First Overtime Game:** Oct. 10, 1993 vs. N.Y. Islanders, 4-3 loss, Ron Tugnutt in goal

**First Overtime Win:** Dec. 12, 1993 over St. Louis, 2-1, at the Arrowhead Pond, Jarrod Skalde - game winner

**First Shutout:** Dec. 15, 1993 @ Toronto, 1-0, Guy Hebert in goal (stopped all 38 shots)

**First Hat Trick:** Oct. 19, 1993 @ N.Y. Rangers (4-2 win) by Terry Yake (3-1=4)

**First Hat Trick Against:** Apr. 11, 1995 @ Vancouver (5-0 loss) by Pavel Bure (3-0=3)

**First Shorthanded Goal:** Dec. 15, 1993 @ Toronto (1-0 win) by Tim Sweeney (6:15 third period, game winner)

**First Power Play Goal:** Oct. 8, 1993 vs. Detroit (7-2 loss) by Sean Hill (4:13 of the second period)

**First Game-Winning Goal:** Oct. 13, 1993 vs. Edmonton (4-3 win) by Bill Houlder (7:14 of the second period)

**First Game-Tying Goal:** Jan. 19, 1994 @ Detroit (4-4 tie) by Bob Corkum (12:05 of the second period)

**First Empty-Net Goal:** Nov. 9, 1993 vs. Dallas in Phoenix (4-2 win) by Bob Corkum (19:31 of the third period)

**First 40+ Saves Game:** Nov. 19, 1993 @ Vancouver (6-3 win) by Ron Tugnutt (44 saves)

**First 40+ Shots Game:** Dec. 5, 1993 vs. Tampa Bay (4-2 loss), 41 shots

**First 20+ Saves Period:** April 8, 1994 @ Edmonton (3-1 win) by Guy Hebert - stopped all 20 shots in the second

**First 20+ Shots Period:** Jan. 1, 1994 @ Florida (4-2 loss), 26 shots in the third period

**First 20-Goal Scorer:** Bob Corkum (reached 20 goals on Feb. 16, 1994 vs. Philadelphia)

**First 30-Goal Scorer:** Paul Kariya (reached 30 goals on Feb. 11, 1996 @ New Jersey)

**First 40-Goal Scorer:** Paul Kariya (reached 40 goals on Mar. 10, 1996 vs. Los Angeles)

**First 50-Goal Scorer:** Paul Kariya (reached 50 goals on Apr. 14, 1996 vs. Winnipeg)

**First 50-Point Scorer:** Bob Corkum (reached 50 points on Mar. 13, 1994 vs. Ottawa)

**First 100-Point Scorer:** Paul Kariya (reached 100 points on Apr. 7, 1996 @ San Jose)

**First Entry Draft Pick:** Paul Kariya, fourth overall in the 1993 NHL Entry Draft

**First Trade:** Acquired Todd Ewen & Patrik Carnback from Montreal in exchange for a 1994 third round selection on Aug. 10, 1993

**First Playoff Game:** Apr. 16, 1997 vs. Phoenix (4-2 win)

**First Playoff Goal:** Teemu Selanne First Playoff Series Win: 4 games to 3 over Phoenix, 1997 1st Round

**First Team Captain:** LW Troy Loney, 1993-94

**First Player in All-Star Game:** D Alexei Kasatonov, 1993-94

**First 1st Team NHL All-Star Selection:** Paul Kariya, 1995-96

**First NHL Award Winner:** Paul Kariya, 1995-96 Lady Byng Trophy

# ALL-TIME SEASON OPENERS



## ALL-TIME SEASON-OPENING GAMES

SEASON	DATE	OPPONENT	RESULT
1993-94	OCT. 8, 1993	VS. DETROIT	2-7 L
1994-95	JAN. 20, 1995	@ EDMONTON	1-2 L
1995-96	OCT. 9, 1995	@ WINNIPEG	3-4 L
1996-97	OCT. 5, 1996	@ TORONTO	1-4 L
1997-98	OCT. 3, 1997	@ VANCOUVER	2-3 L (JAPAN)
1998-99	OCT. 10, 1998	@ WASHINGTON	0-1 L
1999-00	OCT. 2, 1999	@ DALLAS	0-2 L
2000-01	OCT. 6, 2000	VS. MINNESOTA	3-1 @
2001-02	OCT. 4, 2001	@ BOSTON	2-4 L
2002-03	OCT. 10, 2002	@ ST. LOUIS	4-3 W
2003-04	OCT. 8, 2003	@ DALLAS	1-4 L
2005-06	OCT. 5, 2005	@ CHICAGO	5-3 W
2006-07	OCT. 6, 2006	VS. LOS ANGELES	4-3 W
2007-08	SEPT. 29, 2007	@ LOS ANGELES	1-4 L (LONDON)
2008-09	OCT. 9, 2008	@ SAN JOSE	1-4 L
2009-10	OCT. 3, 2009	VS. SAN JOSE	1-4 L
2010-11	OCT. 8, 2010	@ DETROIT	0-4 L
2011-12	OCT. 7, 2011	@ BUFFALO	1-4 L (HELSINKI)
2012-13	JAN. 9, 2013	@ VANCOUVER	7-3 W
2013-14	OCT. 2, 2013	@ COLORADO	1-6 L
2014-15	OCT. 9, 2014	@ PITTSBURGH	4-6 L
2015-16	OCT. 10, 2015	@ SAN JOSE	0-2 L
2016-17	OCT. 13, 2016	@ DALLAS	2-4 L
2017-18	OCT. 5, 2017	VS. ARIZONA	5-4 W
2018-19	OCT. 3, 2018	@ SAN JOSE	5-2 W
2019-20	OCT. 3, 2019	VS. ARIZONA	2-1 W
2020-21	JAN. 14, 2021	@ VEGAS	2-5 L
2021-22	OCT. 13, 2021	VS. WINNIPEG	4-1 W
2022-23	OCT. 12, 2022	VS. SEATTLE	5-4 W (OT)

## ALL-TIME HOME OPENERS

SEASON	DATE	OPPONENT	RESULT
1993-94	OCT. 8, 1993	DETROIT	2-7 L
1994-95	JAN. 23, 1995	EDMONTON	5-4 W (OT)
1995-96	OCT. 18, 1995	VANCOUVER	1-5 L
1996-97	OCT. 16, 1996	PHILADELPHIA	3-4 L
1997-98	OCT. 4, 1997	VANCOUVER	3-2 W (JAPAN)
1998-99	OCT. 21, 1998	BOSTON	3-0 W
1999-00	OCT. 8, 1999	DALLAS	3-0 W
2000-01	OCT. 6, 2000	MINNESOTA	3-1 W
2001-02	OCT. 12, 2001	WASHINGTON	2-1 W
2002-03	OCT. 13, 2002	DETROIT	2-4 L
2003-04	OCT. 12, 2003	PHOENIX	0-2 L
2005-06	OCT. 10, 2005	EDMONTON	2-4 L
2006-07	OCT. 6, 2006	LOS ANGELES	4-3 W
2007-08	SEPT. 30, 2007	LOS ANGELES	4-1 W (LONDON)
2008-09	OCT. 12, 2008	PHOENIX	2-4 L
2009-10	OCT. 3, 2009	SAN JOSE	1-4 L
2010-11	OCT. 13, 2010	VANCOUVER	4-3 W
2011-12	OCT. 8, 2011	NY RANGERS	2-1 W (SO) - STOCKHOLM
2012-13	JAN. 25, 2013	VANCOUVER	0-5 L
2013-14	OCT. 10, 2013	NY RANGERS	6-1 W
2014-15	OCT. 17, 2014	MINNESOTA	2-1 W
2015-16	OCT. 12, 2015	VANCOUVER	1-2 L (SO)
2016-17	OCT. 23, 2016	VANCOUVER	4-2 W
2017-18	OCT. 5, 2017	ARIZONA	5-4 W
2018-19	OCT. 8, 2018	DETROIT	3-2 W (SO)
2019-20	OCT. 3, 2019	ARIZONA	2-1 W
2020-21	JAN. 18, 2021	MINNESOTA	1-0 W
2021-22	OCT. 13, 2021	VS. WINNIPEG	4-1 W
2022-23	OCT. 12, 2022	VS. SEATTLE	5-4 W (OT)

## ALL-TIME ROAD OPENERS

SEASON	DATE	OPPONENT	RESULT
1993-94	OCT. 19, 1993	@ NY RANGERS	4-2 W
1994-95	JAN. 20, 1995	@ EDMONTON	1-2 L
1995-96	OCT. 9, 1995	@ WINNIPEG	3-4 L
1996-97	OCT. 5, 1996	@ TORONTO	1-4 L
1997-98	OCT. 3, 1997	@ VANCOUVER	2-3 L (JAPAN)
1998-99	OCT. 10, 1998	@ WASHINGTON	0-1 L
1999-00	OCT. 2, 1999	@ DALLAS	0-2 L
2000-01	OCT. 14, 2000	@ NEW JERSEY	2-4 L
2001-02	OCT. 4, 2001	@ BOSTON	2-4 L
2002-03	OCT. 10, 2002	@ ST. LOUIS	4-3 W
2003-04	OCT. 8, 2003	@ DALLAS	1-4 L
2005-06	OCT. 5, 2005	@ CHICAGO	5-3 W
2006-07	OCT. 7, 2006	@ PHOENIX	2-1 W
2007-08	SEPT. 29, 2007	@ LOS ANGELES	1-4 L (LONDON)
2008-09	OCT. 9, 2008	@ SAN JOSE	1-4 L
2009-10	OCT. 6, 2009	@ MINNESOTA	3-4 L (OT)
2010-11	OCT. 8, 2010	@ DETROIT	0-4 L
2011-12	OCT. 7, 2011	@ BUFFALO	1-4 L (HELSINKI)
2012-13	JAN. 9, 2013	@ VANCOUVER	7-3 W
2013-14	OCT. 2, 2013	@ COLORADO	1-6 L
2014-15	OCT. 9, 2014	@ PITTSBURGH	4-6 L
2015-16	OCT. 10, 2015	@ SAN JOSE	0-2 L
2016-17	OCT. 13, 2016	@ DALLAS	2-4 L
2017-18	OCT. 13, 2017	@ COLORADO	1-3 L
2018-19	OCT. 3, 2018	@ SAN JOSE	5-2 W
2019-20	OCT. 8, 2019	@ DETROIT	3-1 W
2020-21	JAN. 14, 2021	@ VEGAS	2-5 L
2021-22	OCT. 18, 2021	@ CALGARY	3-2 W (OT)
2022-23	OCT. 15, 2022	@ NY ISLANDERS	1-7 L

# CAPTAINS, COACHES & GMS

SEASON	CAPTAIN	ALTERNATE CAPTAINS
1993-94	Troy Loney	Randy Ladouceur, Stu Grimson, Todd Ewen
1994-95	Randy Ladouceur	Bob Corkum, Todd Ewen
1995-96	Randy Ladouceur	Paul Kariya, Bobby Dallas, Todd Ewen
1996-97	Paul Kariya	Bobby Dallas, Teemu Selanne
1997-98	Paul Kariya	Teemu Selanne, David Karpa
	Teemu Selanne	J.J. Daigneault, Mark Janssens
1998-99	Paul Kariya	Teemu Selanne, Kevin Haller
1999-00	Paul Kariya	Teemu Selanne, Kevin Haller
2000-01	Paul Kariya	Teemu Selanne, Dan Bylsma, Steve Rucchin
2001-02	Paul Kariya	Oleg Tverdovsky, Steve Rucchin, Dan Bylsma
2002-03	Paul Kariya	Keith Carney, Steve Rucchin
2003-04	Steve Rucchin	Keith Carney, Sergei Fedorov
2005-06	Scott Niedermayer	Rob Niedermayer, Teemu Selanne, Keith Carney, Sergei Fedorov
2006-07	Scott Niedermayer	Rob Niedermayer, Chris Pronger
2007-08	Chris Pronger	Rob Niedermayer, Chris Kunitz
2008-09	Scott Niedermayer	Chris Pronger, Ryan Getzlaf
2009-10	Scott Niedermayer	Ryan Getzlaf, Saku Koivu
2010-11	Ryan Getzlaf	Teemu Selanne, Saku Koivu
2011-12	Ryan Getzlaf	Teemu Selanne, Saku Koivu
2012-13	Ryan Getzlaf	Teemu Selanne, Saku Koivu
2013-14	Ryan Getzlaf	Teemu Selanne, Saku Koivu
2014-15	Ryan Getzlaf	Corey Perry, Francois Beauchemin
2015-16	Ryan Getzlaf	Corey Perry, Ryan Kesler
2016-17	Ryan Getzlaf	Corey Perry, Ryan Kesler
2017-18	Ryan Getzlaf	Corey Perry, Ryan Kesler
2018-19	Ryan Getzlaf	Corey Perry, Ryan Kesler
2019-20	Ryan Getzlaf	Rotating alternates
2020-21	Ryan Getzlaf	Rotating alternates
2021-22	Ryan Getzlaf	Rotating alternates
2022-23	None	Rotating alternates

SEASON	HEAD COACH	ASSISTANT COACHES
1993-94	Ron Wilson	Al Sims, Tim Army, Brian Hayward
1994-95	Ron Wilson	Al Sims, Tim Army, Brian Hayward
1995-96	Ron Wilson	Al Sims, Tim Army
1996-97	Ron Wilson	Walt Kyle, Tim Army
1997-98	Pierre Page	Walt Kyle, Don Hay
1998-99	Craig Hartsburg	George Burnett, Newell Brown
1999-00	Craig Hartsburg	George Burnett, Newell Brown
2000-01	Craig Hartsburg	Guy Charron, Terry Simpson
	Guy Charron	Terry Simpson, Kelly Miller
2001-02	Bryan Murray	Guy Charron, Tom Watt
2002-03	Mike Babcock	Lorne Henning, Paul MacLean
2003-04	Mike Babcock	Lorne Henning, Paul MacLean, Greg Carvel
2005-06	Randy Carlyle	Dave Farrish, Newell Brown
2006-07	Randy Carlyle	Dave Farrish, Newell Brown
2007-08	Randy Carlyle	Dave Farrish, Newell Brown
2008-09	Randy Carlyle	Dave Farrish, Newell Brown
2009-10	Randy Carlyle	Dave Farrish, Newell Brown
2010-11	Randy Carlyle	Dave Farrish, Mike Foligno
2011-12	Randy Carlyle	Dave Farrish, Mike Foligno
	Bruce Boudreau	Bob Woods, Brad Lauer
2012-13	Bruce Boudreau	Bob Woods, Brad Lauer
2013-14	Bruce Boudreau	Bob Woods, Brad Lauer
2014-15	Bruce Boudreau	Trent Yawney, Brad Lauer
2015-16	Bruce Boudreau	Trent Yawney, Paul MacLean
2016-17	Randy Carlyle	Trent Yawney, Paul MacLean
2017-18	Randy Carlyle	Trent Yawney, Steve Konowalchuk
2018-19	Randy Carlyle	Mark Morrison, Marty Wilford
	Bob Murray	Mark Morrison, Marty Wilford
2019-20	Dallas Eakins	Mark Morrison, Marty Wilford
2020-21	Dallas Eakins	Mark Morrison, Marty Wilford
2021-22	Dallas Eakins	Geoff Ward, Newell Brown, Mike Stothers
2022-23	Dallas Eakins	Newell Brown, Mike Stothers, Craig Johnson

DATES	GENERAL MANAGER
Mar. 23, 1993-Aug. 6, 1998	Jack Ferreira
Aug. 6, 1998-Apr. 19 2002	Pierre Gauthier
May 2, 2002-June 8, 2004	Bryan Murray
June 20, 2005-Nov. 12, 2008	Brian Burke
Nov. 12, 2008-Nov. 10, 2021	Bob Murray
Feb. 3, 2022-present	Pat Verbeek

# YEAR-BY-YEAR LEADERS



## GAMES PLAYED

22-23	C. Fowler, R. Strome	82
21-22	Kevin Shattenkirk	82
20-21	Cam Fowler	56
19-20	A. Henrique, C. Rowney	71
18-19	Adam Henrique	82
17-18	A. Cogliano, B. Montour, J. Manson	80
16-17	A. Cogliano, R. Kesler, J. Manson	82
	C. Perry	82
15-16	A. Cogliano, C. Perry, J. Silfverberg	82
14-15	Andrew Cogliano	82
13-14	Andrew Cogliano	82
12-13	F. Beauchemin, A. Cogliano, D. Winnik	48
11-12	T. Selanne, R. Getzlaf, B. Ryan, C. Fowler, A. Cogliano, F. Beauchemin	82
10-11	C. Perry, B. Ryan	82
09-10	Corey Perry	82
08-09	S. Niedermayer, C. Pronger	82
07-08	F. Beauchemin, C. Kunitz, S. O'Donnell	82
06-07	T. Selanne, A. McDonald, R. Getzlaf, D. Penner, C. Perry, S. Pahlsson, T. Moen, R. Niedermayer	82
05-06	A. McDonald, S. Niedermayer, S. Pahlsson, V. Visnovsky	82
03-04	S. Pahlsson, V. Prospal, S. Rucchin, R. Salei	82
02-03	N. Havelid, P. Kariya, S. Rucchin, P. Sykora	82
01-02	P. Kariya, M. Leclerc, R. Salei	82
00-01	D. Bylsma, M. Cullen, O. Tverdovsky	82
99-00	Oleg Tverdovsky	82
98-99	Kevin Haller, Paul Kariya	82
97-98	David Karpa	78
96-97	Jari Kurri	82
95-96	Bobby Dollas, Paul Kariya	82
94-95	Paul Kariya	87
93-94	Joe Sacco	44

## POINTS

22-23	Trevor Zegras	23-42=65
21-22	Troy Terry	37-30=67
20-21	Max Comtois	17-16=33
19-20	Adam Henrique	26-17=43
18-19	Ryan Getzlaf	14-34=48
17-18	Rickard Rakell	34-35=69
16-17	Ryan Getzlaf	15-58=73
15-16	Ryan Getzlaf	13-50=63
14-15	Ryan Getzlaf	25-45=70
13-14	Ryan Getzlaf	31-56=87
12-13	Ryan Getzlaf	15-34=49
11-12	Teemu Selanne	26-40=66
10-11	Corey Perry	50-48=98
09-10	Corey Perry	27-49=76
08-09	Ryan Getzlaf	25-66=91
07-08	Ryan Getzlaf	24-58=82
06-07	Teemu Selanne	48-46=94
05-06	Teemu Selanne	40-50=90
03-04	Sergei Fedorov	31-34=65
02-03	Paul Kariya	25-56=81
01-02	Paul Kariya	32-25=57
00-01	Paul Kariya	33-34=67
99-00	Paul Kariya	42-44=86
98-99	Teemu Selanne	47-60=107
97-98	Teemu Selanne	52-34=86
96-97	Teemu Selanne	51-58=109
95-96	Paul Kariya	50-58=108
94-95	Paul Kariya	18-21=39
93-94	Terry Yake	21-31=52

## GOALS

22-23	Trevor Zegras, Troy Terry	23
21-22	Troy Terry	37
20-21	Max Comtois	16
19-20	Adam Henrique	26
18-19	Jakob Silfverberg	24
17-18	Rickard Rakell	34
16-17	Rickard Rakell	33
15-16	Corey Perry	34
14-15	Corey Perry	33

13-14	Corey Perry	43
12-13	Corey Perry, Ryan Getzlaf	15
11-12	Corey Perry	37
10-11	Corey Perry	50*
09-10	Bobby Ryan	35
08-09	Corey Perry	32
07-08	Corey Perry	29
06-07	Teemu Selanne	48
05-06	Teemu Selanne	40
03-04	Sergei Fedorov	31
02-03	Petr Sykora	34
01-02	Paul Kariya	31
00-01	Paul Kariya	33
99-00	Paul Kariya	42
98-99	Teemu Selanne	47
97-98	Teemu Selanne	52
96-97	Teemu Selanne	51
95-96	Paul Kariya	50
94-95	Paul Kariya	48
93-94	Bob Corkum	23

## ASSISTS

22-23	Trevor Zegras	42
21-22	Trevor Zegras	38
20-21	Rickard Rakell	19
19-20	Ryan Getzlaf	29
18-19	Ryan Getzlaf	34
17-18	Ryan Getzlaf	50
16-17	Ryan Getzlaf	58
15-16	Ryan Getzlaf	50
14-15	Ryan Getzlaf	45
13-14	Ryan Getzlaf	56
12-13	Ryan Getzlaf	46
11-12	Ryan Getzlaf	34
10-11	Ryan Getzlaf	57
09-10	Ryan Getzlaf	50
08-09	Ryan Getzlaf	66
07-08	Ryan Getzlaf	58
06-07	Scott Niedermayer	54
05-06	Andy McDonald	35
03-04	Vinny Prospal	31
02-03	Paul Kariya	56
01-02	Matt Cullen	30
00-01	Oleg Tverdovsky	39
99-00	Teemu Selanne	52
98-99	Paul Kariya	62
97-98	Steve Rucchin	36
96-97	Teemu Selanne	58
95-96	Paul Kariya	58
94-95	Paul Kariya, Shaun Van Allen	21
93-94	Terry Yake	31

## DEFENSIVE SCORING

22-23	Cam Fowler	10-38=48
21-22	Cam Fowler	9-33=42
20-21	Cam Fowler	5-18=23
19-20	Cam Fowler	9-20=29
18-19	Hampus Lindholm	6-22=28
17-18	Josh Manson	7-30=37
16-17	Cam Fowler	11-28=39
15-16	Samu Vatanen	9-29=38
14-15	Samu Vatanen	12-25=37
13-14	Cam Fowler	6-30=36
12-13	Francois Beauchemin	6-18=24
11-12	Cam Fowler	5-24=29
10-11	Lubomir Visnovsky	18-50=68*
09-10	Scott Niedermayer	10-38=48
08-09	Scott Niedermayer	14-45=59
07-08	Chris Pronger	12-31=43
06-07	Scott Niedermayer	15-54=69*
05-06	Scott Niedermayer	13-50=63
03-04	Niclas Havelid	6-20=26
02-03	Niclas Havelid	11-22=33
01-02	Oleg Tverdovsky	6-26=32
00-01	Oleg Tverdovsky	14-39=53
99-00	Oleg Tverdovsky	15-36=51
98-99	Fredrik Olausson	16-40=56
97-98	Dmitri Mironov	6-30=36
96-97	Dmitri Mironov	12-34=46
95-96	Bobby Dollas	8-22=30
94-95	Bobby Dollas	7-13=20
93-94	Bill Houlder	14-25=39

## PLUS/MINUS (+/-)

22-23	Scott Harrington	+1
-------	------------------	----

21-22	Mason McTavish	+3
20-21	Trevor Zegras	+6
19-20	C. Rowney, M. Del Zotto	+5
18-19	Nick Ritchie	+6
17-18	Josh Manson	+34
16-17	Josh Manson	+14
15-16	Ryan Getzlaf	+14
14-15	Hampus Lindholm	+25
13-14	Corey Perry	+32
12-13	F. Beauchemin, S. Souray	+19
11-12	Sheldon Brookbank	+11
10-11	Toni Lydman	+32
09-10	Saku Koivu	+14
08-09	Steve Montador	+14
07-08	Ryan Getzlaf	+32
06-07	Chris Pronger	+27
05-06	Teemu Selanne	+28
03-04	Marin Skoula	+3
02-03	S. Pahlsson, S. Ozolinsh	+10
01-02	Keith Carney	+14
00-01	Tony Hrkac	0
99-00	Paul Kariya	+22
98-99	Teemu Selanne	+18
97-98	P. Kariya, T. Selanne	+12
96-97	Paul Kariya	+36
95-96	Shaun Van Allen	+13
94-95	Steve Rucchin	+7
93-94	Bobby Dollas	+20

## PENALTY MINUTES

22-23	Trevor Zegras	88
21-22	Nicolas Deslauriers	90
20-21	Nicolas Deslauriers	53
19-20	Nicolas Deslauriers	92
18-19	Nick Ritchie	82
17-18	Kevin Bieksa	83
16-17	Jared Boll	87
15-16	Kevin Bieksa	99
14-15	Tim Jackman	86
13-14	Patrick Maroon	101
12-13	Corey Perry	72
11-12	Corey Perry	127
10-11	George Parros	171
09-10	George Parros	136
08-09	George Parros	135
07-08	George Parros	183
06-07	Shane O'Brien	140
05-06	Todd Fedoruk	174
03-04	Garrett Burnett	184
02-03	Kevin Sawyer	115
01-02	Kevin Sawyer	221
00-01	Jim Cummins	167
99-00	Stu Grimson	116
98-99	Stu Grimson	158
97-98	David Karpa	217
96-97	Warren Rychel	218
95-96	Todd Ewen	285
94-95	Stu Grimson	110
93-94	Todd Ewen	272

## SHOTS

22-23	Frank Vatrano	231
21-22	Troy Terry	192
20-21	Rickard Rakell	144
19-20	Rickard Rakell	186
18-19	Rickard Rakell	194
17-18	Rickard Rakell	230
16-17	Jakob Silfverberg	227
15-16	C. Perry, J. Silfverberg	215
14-15	Ryan Kesler	205
13-14	Corey Perry	280
12-13	Corey Perry	128
11-12	Corey Perry	277
10-11	Corey Perry	290
09-10	Corey Perry	270
08-09	Corey Perry	283
07-08	Corey Perry	200
06-07	Teemu Selanne	257
05-06	Jeffrey Lupul	296
03-04	Petr Sykora	277
02-03	Petr Sykora	299
01-02	Paul Kariya	289
00-01	Paul Kariya	230
99-00	Paul Kariya	324

# YEAR-BY-YEAR LEADERS

98-99 Paul Kariya	429*
97-98 Teemu Selanne	268
96-97 Paul Kariya	340*
95-96 Paul Kariya	349
94-95 Paul Kariya	134
93-94 Joe Sacco	206

## SHOOTING PERCENTAGE

22-23 Adam Henrique	16.7%
21-22 Troy Terry	19.3%
20-21 Max Comtois	17.0%
19-20 Adam Henrique	15.4%
18-19 Adam Henrique	14.8%
17-18 Adam Henrique	19.6%
16-17 Rickard Rakell	18.6%
15-16 Corey Perry	15.8%
14-15 Corey Perry	17.1%
13-14 Corey Perry	15.4%
12-13 Andrew Cogliano	16.5%
11-12 Bobby Ryan	15.2%
10-11 Corey Perry	17.2%
09-10 George Parros	16.0%
08-09 Bobby Ryan	17.8%
07-08 Corey Perry	14.5%
06-07 Teemu Selanne	18.7%
05-06 Teemu Selanne	15.0%
03-04 Steve Rucchin	13.5%
02-03 Adam Oates	13.4%
01-02 German Titov	20.6%
00-01 Tony Hrkac	14.8%
99-00 Steve Rucchin	14.5%
98-99 Stu Grimson	30.0%
97-98 Teemu Selanne	19.4%
96-97 Teemu Selanne	18.7%
95-96 Steve Rucchin	16.8%
94-95 Peter Douris	14.5%
93-94 Todd Ewen	15.3%

## POWER PLAY GOALS

22-23 Mason McTavish	7
21-22 Trevor Zegras	9
20-21 Ryan Getzlaf	3
19-20 Adam Henrique	5
18-19 Adam Henrique	8
17-18 Rickard Rakell	8
16-17 Ryan Kesler	8
15-16 Corey Perry	12
14-15 Sami Valanen	7
13-14 Corey Perry	8
12-13 Corey Perry	7
11-12 Corey Perry	14
10-11 Teemu Selanne	16
09-10 Teemu Selanne	14
08-09 Teemu Selanne	16
07-08 Corey Perry	11
06-07 Teemu Selanne	25*
05-06 Teemu Selanne	18
03-04 Steve Rucchin, Sergei Fedorov	9
02-03 Petr Sykora	15
01-02 Paul Kariya	11
00-01 Paul Kariya	18
99-00 Paul Kariya	11
98-99 Teemu Selanne	25*
97-98 Teemu Selanne	10
96-97 Paul Kariya	15
95-96 Paul Kariya	20
94-95 Paul Kariya	7
93-94 Troy Loney, Tim Sweeney	6

## SHORTHANDED GOALS

22-23 Isac Lundestrom	1
21-22 Isac Lundestrom	4
20-21 D. Grant, J. Silfverberg	1
19-20 Derek Grant	3
18-19 Jakob Silfverberg	2
17-18 Andrew Cogliano	3
16-17 Andrew Cogliano	3
15-16 Andrew Cogliano	2
14-15 Andrew Cogliano	2
13-14 Andrew Cogliano	3
12-13 Ryan Getzlaf	3
11-12 Bobby Ryan	2
10-11 Corey Perry	4
09-10 Todd Marchant	3
08-09 Todd Marchant, Travis Moen	2

07-08 Samuel Pahlsson	3
06-07 Todd Marchant	3
05-06 Samuel Pahlsson	3
03-04 Sergei Fedorov	2
02-03 Eight players	1
01-02 M. Cullen, J. Friesen, S. Pahlsson, D. Bylsma	1
00-01 Paul Kariya	3
99-00 Paul Kariya	3
98-99 Paul Kariya	2
97-98 Joe Sacco, Scott Young	2
96-97 Paul Kariya	3
95-96 Paul Kariya	3
94-95 B. Dallas, P. Kariya, O. Tverdoevsky, S. Van Allen	1
93-94 Bob Corkum	3

## GAME-WINNING GOALS

22-23 T. Terry, T. Zegras	3
21-22 Troy Terry	7
20-21 Max Comtois	3
19-20 Ryan Getzlaf	5
18-19 Jakob Silfverberg	4
17-18 Adam Henrique	8
16-17 Rickard Rakell	10
15-16 Rickard Rakell	7
14-15 Matt Beleskey	8
13-14 Corey Perry	9
12-13 Corey Perry, Kyle Palmieri	5
11-12 Corey Perry	7
10-11 Corey Perry	11*
09-10 Saku Koivu	6
08-09 Corey Perry	8
07-08 Chris Kunitz	6
06-07 Teemu Selanne	10
05-06 Andy McDonald	7
03-04 Sergei Fedorov	6
02-03 Niclas Havelid, Petr Sykora	5
01-02 Paul Kariya	8
00-01 Teemu Selanne	5
99-00 Teemu Selanne	6
98-99 Teemu Selanne	7
97-98 Teemu Selanne	10
96-97 Paul Kariya	10*
95-96 Paul Kariya	9
94-95 Peter Douris	4
93-94 Garry Valk	5

## OVERTIME GOALS

22-23 R. Strome, T. Zegras	2
21-22 Troy Terry	2
20-21 Adam Henrique	2
19-20 R. Getzlaf, R. Rakell, S. Steel, S. Milano	1
18-19 R. Getzlaf, C. Fowler, R. Rakell, J. Silfverberg, D. Sprong	1
17-18 Hampus Lindholm	2
16-17 O. Kase, R. Rakell, S. Theodore	1
15-16 Rickard Rakell	2
14-15 R. Getzlaf, R. Kesler	2
13-14 N. Bonino, R. Getzlaf, S. Koivu, K. Palmieri, M. Perreault, C. Perry, S. Robidas	1
12-13 Corey Perry	1
11-12 C. Perry, R. Getzlaf	1
10-11 C. Perry, R. Getzlaf, L. Visnovsky	1
09-10 Saku Koivu	2
08-09 S. Niedermayer	2
07-08 F. Beauchemin, S. Pahlsson	1
C. Pronger, M. Schneider	2
06-07 Teemu Selanne	2
05-06 S. Niedermayer, J. Hedstrom, S. Ozolins	1
03-04 S. Fedorov, N. Havelid, R. Niedermayer, P. Sykora	1
02-03 N. Havelid, S. Thomas	2
01-02 M. Leclerc, C. Carney, G. Titov	1
00-01 M. Crowley, N. Havelid, P. Tenkrat, O. Tverdoevsky	1
99-00 Oleg Tverdoevsky	2
98-99 Steve Rucchin	1
97-98 J. Sacco, T. Selanne, S. Young	1
96-97 Steve Rucchin	2
95-96 Paul Kariya	3

94-95 Peter Douris, Stephan Lebeau	1
93-94 Garry Valk, Jarrod Skalde	1

## HAT TRICKS

22-23 Frank Vatrano	1
21-22 Troy Terry	1
20-21 Isac Lundestrom	1
19-20 D. Grant, N. Deslauriers	1
18-19 C. Fowler, O. Kase, S. Steel, R. Rakell	1
17-18 H. Lindholm, R. Rakell	1
16-17 Ryan Kesler	1
15-16 C. Perry, J. Silfverberg	1
14-15 Corey Perry	3
13-14 Ryan Getzlaf	2
12-13 N. Bonino, A. Cogliano, K. Palmieri	1
11-12 Corey Perry	2
10-11 Corey Perry	3
09-10 None Recorded	0
08-09 Teemu Selanne, Bobby Ryan	1
07-08 Teemu Selanne	2
06-07 Chris Kunitz, Teemu Selanne	1
05-06 Jonathan Hedstrom	1
03-04 Vaclav Prospal	1
02-03 Paul Kariya	1
01-02 Paul Kariya	2
00-01 Paul Kariya	2
99-00 Teemu Selanne	1
98-99 Teemu Selanne	1
97-98 Teemu Selanne	3
96-97 Paul Kariya	2
95-96 Teemu Selanne	2
94-95 None Recorded	0
93-94 Terry Yake	1

## SAVE PERCENTAGE (MIN. 15 GAMES)

22-23 Lukas Dostal	901%
21-22 Anthony Stolarz	917%
20-21 John Gibson	903%
19-20 Ryan Miller	907%
18-19 John Gibson	917%
17-18 Ryan Miller	928%
16-17 John Gibson	924%
15-16 John Gibson	920%
14-15 F. Andersen, J. Gibson	914%
13-14 Frederik Andersen	923%
12-13 Viktor Fasth	921%
11-12 Jonas Hiller	910%
10-11 Jonas Hiller	924%
09-10 Jonas Hiller	918%
08-09 Jonas Hiller	919%
07-08 Jonas Hiller	927%
06-07 Jean-Sebastien Giguere	918%
05-06 Jean-Sebastien Giguere	911%
03-04 Martin Gerber	918%
02-03 Martin Gerber	929%
01-02 Jean-Sebastien Giguere	920%
00-01 Jean-Sebastien Giguere	911%
99-00 Guy Hebert	908%
98-99 Dominic Roussel	923%
97-98 Guy Hebert	903%
96-97 Guy Hebert	919%
95-96 Guy Hebert	914%
94-95 Guy Hebert	904%
93-94 Ron Tugnutt	908%

## GOALS-AGAINST AVERAGE (MIN. 15 GAMES)

22-23 Anthony Stolarz	3.73
21-22 Anthony Stolarz	2.67
20-21 John Gibson	2.98
19-20 John Gibson	3.00
18-19 Ryan Miller	2.76
17-18 Ryan Miller	2.35
16-17 John Gibson	2.22
15-16 John Gibson	2.07
14-15 Frederik Andersen	2.38
13-14 Frederik Andersen	2.29
12-13 Viktor Fasth	2.18
11-12 Jonas Hiller	2.57
10-11 Jonas Hiller	2.56
09-10 Jonas Hiller	2.73
08-09 Jonas Hiller	2.39

# YEAR-BY-YEAR LEADERS



07-08	Jonas Hiller	2.06
06-07	Jean-Sebastien Giguere	2.26
05-06	Ilya Bryzgalov	2.51
03-04	Martin Gerber	2.26
02-03	Martin Gerber	1.94
01-02	Jean-Sebastien Giguere	2.13
00-01	Jean-Sebastien Giguere	2.57
99-00	Guy Hebert	2.51
98-99	Guy Hebert	2.42
97-98	Guy Hebert	2.93
96-97	Guy Hebert	2.67
95-96	Guy Hebert	2.83
94-95	Guy Hebert	3.13
93-94	Guy Hebert	2.83

## WINS

22-23	John Gibson	14
21-22	John Gibson	18
20-21	John Gibson	9
19-20	John Gibson	20
18-19	John Gibson	26
17-18	John Gibson	31
16-17	John Gibson	25
15-16	Frederik Andersen	22
14-15	Frederik Andersen	35
13-14	Jonas Hiller	29
12-13	V. Fasth, J. Hiller	15
11-12	Jonas Hiller	29
10-11	Jonas Hiller	26
09-10	Jonas Hiller	30
08-09	Jonas Hiller	23
07-08	Jean-Sebastien Giguere	35
06-07	Jean-Sebastien Giguere	36
05-06	Jean-Sebastien Giguere	30
03-04	Jean-Sebastien Giguere	17
02-03	Jean-Sebastien Giguere	34
01-02	Jean-Sebastien Giguere	20
00-01	Guy Hebert	12
99-00	Guy Hebert	28
98-99	Guy Hebert	31
97-98	G. Hebert, M. Shtalenkov	13
96-97	Guy Hebert	29
95-96	Guy Hebert	28
94-95	Guy Hebert	12
93-94	Guy Hebert	20

## SHUTOUTS

22-23	John Gibson	1
21-22	Anthony Stolarz	3
20-21	John Gibson	3
19-20	John Gibson	1
18-19	John Gibson	2
17-18	J. Gibson, R. Miller	4
16-17	John Gibson	6
15-16	John Gibson	3
14-15	Frederik Andersen	4
13-14	Jonas Hiller	5
12-13	Viktor Fasth	4
11-12	Jonas Hiller	4
10-11	Jonas Hiller	5
09-10	Jonas Hiller	2
08-09	Jonas Hiller	4
07-08	Jean-Sebastien Giguere	4
06-07	Jean-Sebastien Giguere	4
05-06	Jean-Sebastien Giguere	2
03-04	Jean-Sebastien Giguere	3
02-03	Jean-Sebastien Giguere	8
01-02	Jean-Sebastien Giguere	4
00-01	Jean-Sebastien Giguere	4
99-00	Guy Hebert	4
98-99	Guy Hebert	6
97-98	Guy Hebert	4
96-97	Guy Hebert	3
95-96	Guy Hebert	4
94-95	Guy Hebert	2
93-94	Guy Hebert	2

## DUCKS YEAR-BY-YEAR REAL TIME SCORING LEADERS

(since the start of the 1997-98 season)

Time On Ice (minutes per game)		
22-23	Cam Fowler	24:10
21-22	Cam Fowler	24:25
20-21	Cam Fowler	21:46
19-20	Hampus Lindholm	23:04

18-19	Hampus Lindholm	24:00
17-18	Cam Fowler	24:51
16-17	Cam Fowler	24:50
15-16	Cam Fowler	22:46
14-15	Francois Beauchemin	22:44
13-14	Cam Fowler	23:51
12-13	Francois Beauchemin	23:27
11-12	Francois Beauchemin	25:33
10-11	Lubomir Visnovsky	24:17
09-10	Scott Niedermayer	27:30
08-09	Chris Pronger	26:56
07-08	Chris Pronger	26:00
06-07	Scott Niedermayer	27:30
05-06	Scott Niedermayer	25:30
03-04	Ruslan Salei	23:41
02-03	Keith Carney	22:33
01-02	Oleg Tverdovsky	22:50
00-01	Oleg Tverdovsky	24:24
99-00	Paul Kariya	24:21
98-99	Paul Kariya	25:32
97-98	Dmitri Mironov	25:44

## SHIFTS PER GAME

22-23	Cam Fowler	25.6
21-22	Cam Fowler	27.4
20-21	Cam Fowler	27.3
19-20	Hampus Lindholm	28.9
18-19	Hampus Lindholm	30.0
17-18	Hampus Lindholm	26.0
16-17	Cam Fowler	28.2
15-16	Ryan Kesler	27.0
14-15	F. Beauchemin, H. Lindholm	26.3
13-14	Cam Fowler	29.3
12-13	Francois Beauchemin	25.8
11-12	Francois Beauchemin	25.9
10-11	S. Koivu, P. Mara	27.2
09-10	Scott Niedermayer	27.3
08-09	Chris Pronger	28.9
07-08	Chris Pronger	28.2
06-07	Chris Pronger	27.8
05-06	Francois Beauchemin	26.4
03-04	Steve Rucchin	28.5
02-03	Steve Rucchin	28.4
01-02	Keith Carney	26.1
00-01	Oleg Tverdovsky	28.4
99-00	Paul Kariya	26.4
98-99	Kevin Haller	27.2
97-98	Paul Kariya	27.3

## FACEOFF WIN PERCENTAGE

22-23	Derek Grant	55.2%
21-22	Adam Henrique	55.5%
20-21	Adam Henrique	57.1%
19-20	Adam Henrique	55.1%
18-19	Ryan Kesler	55.7%
17-18	Antoine Vermette	60.0%
16-17	Antoine Vermette	62.2%
15-16	Ryan Kesler	58.5%
14-15	Ryan Kesler	56.3%
13-14	Mathieu Perreault	52.6%
12-13	David Steckel	57.1%
11-12	Saku Koivu	52.4%
10-11	Saku Koivu	52.8%
09-10	Saku Koivu	51.4%
08-09	Samuel Pahlsson	53.5%
07-08	Samuel Pahlsson	55.0%
06-07	Andy McDonald	55.4%
05-06	Andy McDonald	56.3%
03-04	Jason Krog	58.5%
02-03	Jason Krog	60.4%
01-02	Marc Chouinard	54.9%
00-01	Marc Chouinard	60.9%
99-00	Steve Rucchin	53.4%
98-99	Travis Green	52.8%
97-98	Mark Janssens	57.9%

## TOTAL FACEOFFS TAKEN

22-23	Ryan Strome	918
21-22	Ryan Getzlaf	1,025
20-21	Ryan Getzlaf	677
19-20	Ryan Getzlaf	1,034
18-19	Adam Henrique	1,083
17-18	Antoine Vermette	1,015
16-17	Ryan Kesler	1,793
15-16	Ryan Kesler	1,675

14-15	Ryan Kesler	1,664
13-14	Ryan Getzlaf	1,411
12-13	Saku Koivu	851
11-12	Ryan Getzlaf	1,354
10-11	Saku Koivu	1,339
09-10	Ryan Getzlaf	1,124
08-09	Ryan Getzlaf	1,128
07-08	Ryan Getzlaf	1,152
06-07	Samuel Pahlsson	1,523
05-06	Samuel Pahlsson	1,517
03-04	Sergei Fedorov	1,558
02-03	Steve Rucchin	1,613
01-02	Matt Cullen	1,283
00-01	Matt Cullen	1,478
99-00	Steve Rucchin	1,996
98-99	Steve Rucchin	1,845
97-98	Steve Rucchin	1,699

## TOTAL FACEOFF WINS

22-23	Ryan Strome	402
21-22	Ryan Getzlaf	546
20-21	Ryan Getzlaf	350
19-20	Ryan Getzlaf	530
18-19	Ryan Kesler	582
17-18	Antoine Vermette	609
16-17	Ryan Kesler	1,029
15-16	Ryan Kesler	980
14-15	Ryan Kesler	937
13-14	Ryan Getzlaf	692
12-13	Saku Koivu	437
11-12	Saku Koivu	646
10-11	Saku Koivu	707
09-10	Saku Koivu	571
08-09	Samuel Pahlsson	569
07-08	Samuel Pahlsson	586
06-07	Samuel Pahlsson	802
05-06	Samuel Pahlsson	801
03-04	Sergei Fedorov	882
02-03	Steve Rucchin	874
01-02	Matt Cullen	660
00-01	Matt Cullen	710
99-00	Steve Rucchin	1,066
98-99	Steve Rucchin	965
97-98	Steve Rucchin	923

## TOTAL FACEOFF LOSSES

22-23	Ryan Strome	516
21-22	Isac Lundestrom	488
20-21	Ryan Getzlaf	326
19-20	Ryan Getzlaf	504
18-19	Adam Henrique	512
17-18	Ryan Getzlaf	443
16-17	Ryan Kesler	764
15-16	Ryan Kesler	695
14-15	Ryan Kesler	727
13-14	Ryan Getzlaf	719
12-13	Saku Koivu	414
11-12	Ryan Getzlaf	715
10-11	Ryan Getzlaf	641
09-10	Ryan Getzlaf	591
08-09	Ryan Getzlaf	562
07-08	Ryan Getzlaf	607
06-07	Samuel Pahlsson	721
05-06	Samuel Pahlsson	716
03-04	Sergei Fedorov	676
02-03	Steve Rucchin	739
01-02	Matt Cullen	623
00-01	Matt Cullen	768
99-00	Steve Rucchin	930
98-99	Steve Rucchin	880
97-98	Steve Rucchin	776

\* - led NHL  
Anaheim totals only; minimum 40 games played  
2004-05 season cancelled due to NHL work stoppage

# FASTEST GOALS

## ALL-TIME 10 FASTEST GOALS SCORED BY ANAHEIM

(FROM THE START OF A GAME)

	TIME	DATE	OPPONENT	GOAL
1.	:08	3/9/97	@ COL	Kariya (Rucchin)
2.	:15	11/28/18	@ FLA	Manson (Gibbons, Rowney)
3.	:16	1/15/97	@ CGY	Rucchin (Selanne, Dollas)
	:16	1/4/08	vs. CHI	Perry (O'Donnell, Getzlaf)
5.	:17	10/15/21	vs. MIN	Silfverberg (Shattenkirk, Fowler)
6.	:19	11/3/02	vs. SJS	Chistov (Havelid, Leclerc)
	:19	12/12/10	vs. MIN	Perry (Ryan)
	:19	11/12/22	vs. CHI	Terry (Zegras)
8.	:20	1/22/00	@ SJS	Selanne (Trnka)
9.	:21	3/9/08	vs. MTL	Marchant (Weight, Bertuzzi)
	:21	3/2/13	@ PHX	Cogliano (Koivu, Lydman)
11.	:22	4/9/95	vs. LA	Holan (Corkum, Sacca)
	:22	3/24/03	vs. CBJ	Leclerc (Kariya, Rucchin)
	:22	3/11/15	@ CGY	Getzlaf (unassisted)

## ALL-TIME 10 FASTEST GOALS SCORED BY ANAHEIM OPPONENTS

(FROM THE START OF A GAME)

	TIME	DATE	OPPONENT	GOAL
1.	:09	1/16/94	vs. VAN	Linden (Namestnikov, Babych)
2.	:10	12/14/19	vs. NYR	Zibanejad (Unassisted)
3.	:11	2/5/21	vs. SJS	Couture (Ferraro, Kane)
	:11	11/21/22	@ STL	Acciari (Schenn)
5.	:12	3/10/17	@ STL	Tarasenko (Schwartz, Bouwmeester)
6.	:13	11/7/21	STL	Saad (Perron, Parayko)
	:13	10/21/11	vs. DAL	Eriksson (Ott, Benn)
	:13	2/25/18	vs. EDM	Draisaitl (Cammalleri)
7.	:14	2/2/11	vs. SJS	Heatley (Thornton, Murray)
	:14	10/29/11	@ NSH	Hornqvist (Wilson, Weber)
9.	:15	4/1/12	vs. EDM	Hartikainen (Eberle)



# ALL-TIME NUMERICAL ROSTER



(All players who have appeared in at least one game entering 2022-23, including which season they played in)

- 1 Ron Tugnutt, 93-94  
Mike O'Neill, 96-97  
Gregg Naumenko, 00-01  
Jonas Hiller, 07-14  
Jonathan Bernier, 16-17  
Reto Berra, 17-18  
Chad Johnson, 18-19  
Lukas Dostal, 21-23
- 2 Bobby Dallas, 93-98  
Fredrik Olausson, 98-00, 02-03  
Todd Simpson, 03-04  
Ken Klee, 08-09  
Eric Brewer, 14-15  
Kevin Bielska, 15-17  
Luke Schenn, 18-19  
Brendan Guhle, 18-22
- 3 Mark Ferner, 93-94  
Jason York, 95-96  
Patrick Traverse, 00-01  
Keith Carney, 01-06  
Bret Hedican, 08-09  
Andreas Lilja, 10-11  
Clayton Stoner, 14-17  
Kevin Bielska, 17-18  
John Klingberg, 22-23
- 4 David Williams, 93-95  
Fredrik Olausson, 95-96  
Jamie Pushor, 97-99  
Antti-Jussi Niemi, 01-02  
Lance Ward, 02-04  
Todd Bertuzzi, 07-08  
Nick Boynton, 09-10  
Aaron Ward, 09-10  
Cam Fowler, 10-23
- 5 Robert Dirk, 94-96  
Ruslan Salei, 96-97  
Drew Bannister, 97-98  
Kevin Haller, 98-00  
Vitaly Vishnevski, 00-06  
Rick Jackman, 06-07  
Steve Montador, 08-09  
Luca Sbisa, 09-14  
Bryan Allen, 14-15  
Korbinian Holzer, 15-20  
Urho Vaakanainen, 21-23
- 6 Sean Hill, 93-94  
Don McSweeney, 94-96  
Doug Houda, 97-98  
Vitaly Vishnevski, 99-01  
Jason Marshall, 05-06  
Nathan McLver, 08-09  
Kurtis Foster, 11-12  
Ben Lovejoy, 12-15  
Simon Despres, 16-17  
Erik Gudbranson, 19-20  
Jamie Drysdale, 22-23
- 7 Alexei Kasatonov, 93-94  
Milos Holan, 95-96  
Pavel Trnka, 97-03  
Bruno St. Jacques, 05-06  
Shane Hnidy, 07-08  
Marc-Andre Bergeron, 07-08  
Brendan Morrison, 08-09  
Steve Eminger, 09-10  
Andrew Cogliano, 11-19  
Jayson Megna, 22-23
- 8 Tim Sweeney, 93-95  
Chad Kilger, 95-96  
Sandis Ozolinsh, 02-06  
Teemu Selanne, 96-01, 06-14
- 9 Paul Kariya, 94-03  
Bobby Ryan, 08-13  
Retired Oct. 21, 2018
- 10 Jarrod Skalde, 93-94  
Oleg Tverdokavich, 94-96, 99-02  
Roman Oksiuta, 96-97  
Sean Pronger, 97-98  
Josef Marha, 97-99  
Jason Krog, 02-04  
Corey Perry, 06-19
- 11 Valeri Karpov, 94-97  
Shawn Antoski, 97-98  
Matt Cullen, 98-99  
Kip Miller, 99-00  
Andy McDonald, 00-01  
Jeff Friesen, 00-02  
Marc Chouinard, 02-03  
Mathieu Schneider, 07-08  
Saku Koivu, 09-14  
Brandon Pirri, 15-16  
Daniel Sprong, 18-20  
Trevor Zegras, 22-23
- 12 David Sacco, 95-96  
Kevin Todd, 96-98  
Mike Leclerc, 98-04  
Jeff Friesen, 05-06  
Brandon Bochenski, 07-08  
Josh Green, 08-09, 10-11  
Niklas Hagman, 11-12  
Devante Smith-Pelly, 14-15  
Sonny Milano, 20-22
- 13 Ted Drury, 96-98  
German Titov, 00-02  
Teemu Selanne, 05-06  
Mark Hartigan, 06-07  
Mike Brown, 08-10  
Nick Bonino, 12-14  
Simon Benoit, 22-23
- 14 Joe Sacco, 93-98  
Antti Aalto, 98-01  
Cam Severson, 02-04  
Martin Skoula, 03-04  
Chris Kunitz, 06-09  
Joffrey Lupul, 09-10  
Maxim Laperriere, 10-11  
Ben Maxwell, 11-12  
Rod Pelley, 11-12  
Rene Bourque, 14-15  
Tomas Fleischmann, 14-15  
Adam Henrique, 17-23
- 15 Steve Rucchin, 94-95  
David Karpa, 94-95  
Viacheslav Butsayev, 95-96  
Dmitri Mironov, 96-98  
Tony Hrkac, 99-01  
Jim Cummins, 01-02  
Joffrey Lupul, 03-06  
Ryan Getzlaf, 06-22
- 16 Peter Douris, 93-96  
Warren Rychel, 96-98  
Marty McInnis, 98-02  
George Parros, 06-12  
Emerson Etem, 14-15  
Ryan Garbutt, 15-17  
Zack Aston-Reese, 21-22  
Ryan Strome, 22-23
- 17 Steven King, 93-94  
David Karpa, 95-96
- Jari Kurri, 96-97  
Tomas Sandstrom, 97-99  
Matt Cullen, 99-03  
Cam Severson, 03-04  
Jonathan Hedstrom, 05-06  
Dustin Penner, 06-07, 13-14  
Brian Sutherby, 07-09  
Petteri Nokelainen, 08-10  
Lubomir Visnovsky, 09-12  
Ryan Kesler, 14-19  
Scott Harrington, 22-23
- 18 Garry Valk, 93-97  
Mark Janssens, 97-98  
Ted Drury, 98-00  
Maxim Balmochnykh, 99-00  
Petr Tenkrat, 00-02  
Patric Kjellberg, 01-03  
Mikael Holmquist, 03-04  
Ian Moran, 06-07  
Drew Miller, 06-09  
Mark Bell, 11-12  
Radek Dvorak, 12-13  
Tim Jackman, 13-16  
Patrick Eaves, 16-19
- 19 Anatoli Semenov, 93-95  
Bob Corkum, 95-96  
Shawn Antoski, 96-97  
Jeff Nielsen, 97-00  
Jim Cummins, 00-01  
Andy McDonald, 01-08  
Ryan Whitney, 08-10  
Joffrey Lupul, 10-11  
Brad Winchester, 10-11  
Jean-Francois Jacques, 11-12  
Matthew Lombardi, 12-13  
Stephane Robidas, 13-14  
Patrick Maroon, 14-16  
Troy Terry, 21-23
- 20 Bob Corkum, 93-95  
Steve Rucchin, 94-04  
Maxim Kondratiev, 07-08  
Geoff Platt, 07-08  
Ryan Carter, 08-11  
David Steckel, 12-14  
James Wisniewski, 14-15  
Jason Chimera, 17-18  
Pontus Aberg, 18-19  
Justin Kloos, 18-19  
Nicolas Deslauriers, 19-22  
Brett Leason, 22-23
- 21 Patrik Carnback, 93-95  
Jim Campbell, 95-96  
Igor Nikulin, 96-97  
Espen Knutsen, 97-98  
Scott Ferguson, 98-99  
Ted Donato, 99-00  
Dan Bylsma, 00-04  
Sean O'Donnell, 05-08  
Sheldon Brookbank, 08-12  
Kyle Palmieri, 13-15  
Chris Wagner, 16-18  
Jake Dotchin, 18-19  
David Backes, 19-21  
Isac Lundestrom, 21-23
- 22 Shaun Van Allen, 93-96  
Ken Baumgartner, 96-97  
Brent Severyn, 97-98  
Johan Davidsson, 98-00  
Jorgen Jonsson, 99-02  
Jonas Ronnqvist, 00-01  
Alexei Smirnov, 02-04  
Todd Marchant, 05-11  
Mathieu Perreault, 13-14
- 23 Bill Houlder, 93-94  
Jason Marshall, 94-96, 97-01  
Brian Bellows, 96-97  
Sergei Krivokrasov, 01-02  
Stanislav Chistov, 02-04  
Francois Beauchemin, 05-09, 10-15, 17-18  
Paul Mara, 10-11  
Brian Gibbons, 18-19  
Sam Steel, 20-22
- 24 Troy Loney, 93-94  
Tom Kurvers, 94-95  
Steven King, 95-96  
Ken Baumgartner, 95-96  
Mark Janssens, 96-97  
Ruslan Salei, 97-06  
Stanislav Chistov, 06-07  
Brad May, 06-09  
Evgeny Artyukhin, 09-10  
Francois Beauchemin, 10-11  
Simon Despres, 14-16  
Carter Rowney, 18-21
- 25 Terry Yake, 93-94  
Todd Krygier, 95-96  
Adrian Plavsic, 96-97  
Mike Plavsic, 98-99, 00-01  
Frank Banham, 99-00  
Kevin Sawyer, 01-03  
Zanon Kanopka, 05-06  
Chris Pronger, 06-09  
Andy Sutton, 10-11  
Brad Staubitz, 12-13  
Mike Santorelli, 15-16  
Ondrej Kase, 17-20
- 26 Robin Bawa, 93-94  
Mike Sillinger, 95-96  
Nikolai Tsylygin, 96-97  
Jeremy Stevenson, 99-00  
Andrei Nazarov, 00-01  
Samuel Pahlsson, 00-09  
Erik Christensen, 08-10  
Jason Blake, 09-10  
Danny Syvret, 10-11  
Carl Hagelin, 15-16  
Emerson Etem, 16-17  
Brandon Montour, 17-19  
Andrew Agozzino, 19-21  
Gerry Mayhew, 21-22  
Brock McGinn, 22-23
- 27 Lonnie Loach, 93-94  
John Lilley, 94-95  
Mike Leclerc, 96-98  
Pascal Trepanier, 98-01  
Denny Lambert, 01-02  
Craig Johnson, 03-04  
Peter Schastliy, 03-04  
Scott Niedermayer, 05-10  
Retired Feb. 17, 2019
- 28 Dwayne Norris, 94-95  
Roman Oksiuta, 95-96  
Jason Marshall, 96-97  
Niclas Havelid, 99-04  
Tyler Wright, 05-06  
Mark Wowers, 07-08  
Kyle Chipchura, 09-11  
Mark Fistric, 13-15

# ALL-TIME NUMERICAL ROSTER

- Ryan Garbutt, 15-16  
Marcus Pettersson, 18-19  
Jani Hakanpaa, 19-21  
Vinni Lettieri, 21-22  
Nathan Beaulieu, 22-23
- 29** Randy Ladouceur, 93-96  
Darren Van Impe, 96-98  
Frank Banham, 97-98  
Ladislav Kahn, 99-01  
Timo Parssinen, 01-02  
Marin Gerber, 02-04  
Todd Fedoruk, 05-07  
Sebastien Caron, 06-07  
Ray Emery, 10-11  
Chris Stewart, 15-16  
Devin Shore, 18-20  
Christian Djoos, 19-20  
Greg Pateryn, 21-22  
Dmitry Kulikov, 22-23
- 30** Dominic Roussel, 98-01  
Ilya Bryzgalov, 01-02, 03-08  
Timo Pielmeier, 10-11  
Viktor Fasth, 12-14  
Jason LaBarbera, 14-15  
Anton Khudobin, 15-16  
Dustin Tokarski, 16-17  
Ryan Miller, 17-21
- 31** Guy Hebert, 93-01  
Steve Shields, 01-02  
Michael Wall, 06-07  
Curtis McElhinney, 09-11  
Iiro Tarkki, 11-12  
Frederik Andersen, 13-16  
Anthony Stolarz, 19-20  
Olle Eriksson Ek, 22-23
- 32** Stu Grimson, 93-95, 98-00  
Alex Hicks, 95-96  
Richard Park, 96-98  
Marc Chouinard, 00-03  
Steve Thomas, 02-03  
Travis Moen, 05-09  
Kyle Calder, 09-10  
Toni Lydman, 10-13  
Jacob Larsson, 18-22
- 33** Jim Thomson, 93-95  
David Karpa, 96-98  
Jim McKenzie, 98-00  
Ed Ward, 99-00  
Jason York, 01-02  
Mark Popovich, 03-04  
Joe DiPenta, 05-08  
Jason Blake, 09-12  
Jakob Silfverberg, 13-23
- 34** Anatoli Fedotov, 93-94  
Dan Trebil, 96-99  
Kurt Sauer, 02-04  
Aaron Rome, 06-07  
James Wisniewski, 08-10  
Aaron Voros, 10-11  
Nate Guenin, 11-12  
Daniel Winnik, 12-14  
Sam Steel, 18-20  
Jamie Drysdale, 20-22
- 35** Mikhail Shtalenkov, 93-98  
Tom Askey, 98-99  
Jean-Sebastien Giguere, 00-10
- 36** Todd Ewen, 93-96  
J.J. Daigneault, 96-98  
Tony Tuzzolino, 97-98  
Drew Bannister, 01-02  
John Gibson, 13-23
- 37** Marc Moro, 97-98  
Bob Wren, 00-01  
Aris Brimaris, 01-02  
Chris O'Sullivan, 02-03  
Kip Brennan, 05-06  
Shane O'Brien, 06-07  
Jarkko Ruutu, 10-11  
Mat Clark, 14-15  
Nick Ritchie, 15-20  
Mason McTavish, 21-23
- 38** Mike Crowley, 97-98  
Rob Valicevic, 02-03  
Chris Kunitz, 03-06  
Ryan Shannon, 06-07  
Dan Ellis, 10-12  
William Karlsson, 14-15  
Derek Grant, 17-23
- 39** Don McSween, 93-94  
Frank Banham, 96-97  
Travis Green, 97-99, 06-07  
Petr Sykora, 02-06  
Doug Weight, 07-08  
Matt Beleskey, 09-15  
Mason Raymond, 16-17  
Joseph Blandisi, 17-19  
Sam Carrick, 19-23
- 40** Jeremy Stevenson, 95-98  
Antti-Jussi Niemi, 00-01  
Vaclav Prospal, 03-04  
Aaron Gavey, 05-06  
Kent Huskins, 06-09  
Jordan Hendry, 12-13  
Nolan Yankman, 13-14  
Jared Boll, 16-18  
Kevin Boyle, 18-19  
Vinni Lettieri, 20-21  
Pavel Regenda, 22-23
- 41** Chris Armstrong, 03-04  
David McKee, 06-07  
Nathan Ostryck, 09-10  
Andrew Gordon, 11-12  
Harry Zolnierczyk, 15-16  
Corey Tropp, 16-17  
Anthony Stolarz, 20-23
- 42** Denny Lambert, 94-96  
Barry Nieckar, 96-98  
Trevor Gillies, 05-06  
Jason King, 07-08  
Dan Sexton, 09-11  
Josh Manson, 14-22  
Glenn Gawdin, 22-23
- 43** Maxim Bets, 93-94  
Bjorn Melin, 06-07  
Jeff Deslauriers, 11-12  
Max Friberg, 14-16  
Jaycob Megna, 18-19  
Danton Heinen, 19-21  
Drew Helleson, 22-23
- 44** Myles O'Connor, 93-94  
Oleg Mikulchik, 95-96  
Antti Aalto, 97-98  
Mike Brown, 02-03  
Rob Niedermayer, 02-09  
Sheldon Souray, 12-13  
Nate Thompson, 14-17  
Michael Del Zotto, 18-20  
Max Comtois, 21-23
- 45** Scott McKay, 93-94  
Matt Cullen, 97-98  
Shawn Thornton, 06-07  
Sami Vatanen, 12-18  
Andy Welinski, 18-19, 20-21
- Colton White, 22-23
- 46** J.F. Jomphe, 95-98  
Kevin Sawyer, 00-01  
Tony Martensson, 03-04  
Curtis Glencross, 06-07  
Joe Matzko, 06-07  
Jiri Sekac, 14-16  
Ben Street, 18-19  
Erik Gudbranson, 19-20  
Trevor Zegras, 20-22
- 47** Stephan Lebeau, 94-95  
Espen Knutsen, 97-98  
Tim Brent, 06-07  
Hampus Lindholm, 13-22
- 48** John Lilley, 93-94  
Darren Van Impe, 94-96  
Scott Young, 97-98  
Andy McDonald, 00-01  
Casey Hankinson, 03-04  
Mark Mowers, 07-08  
Andrew Ebbett, 07-10  
Colby Robak, 14-15  
Michael Sgarbossa, 16-17  
Logan Shaw, 16-18  
Isac Lundestrom, 18-21  
Austin Strand, 22-23
- 49** Maxime Maceneauer, 11-12  
Max Jones, 18-23
- 50** Bob Wren, 97-98  
Troy Bodie, 08-11  
Antoine Vermette, 16-18  
Benoit-Olivier Groulx, 21-23
- 51** Craig Reichert, 96-97  
Jonathan Hedstrom, 02-03  
Ryan Getzlaf, 05-06  
Kyle Palmieri, 10-13  
Alex Grant, 13-14  
Dany Heatley, 14-15  
Jacob Larsson, 16-17  
Mike Liambas, 17-18  
Haydn Fleury, 20-21  
Dominik Simon, 21-22
- 52** Peter LeBoutillier, 96-98  
Ryan Carter, 06-08  
Matt Irwin, 19-20
- 53** Brett Festerling, 08-11  
Shea Theodore, 15-17  
Max Comtois, 18-21  
Buddy Robinson, 21-22  
Justin Kirkland, 22-23
- 54** Sean Pronger, 95-97  
Bobby Ryan, 07-09  
Cam Fowler, 10-11
- 55** Garrett Burnett, 03-04  
Brian Salcido, 08-09  
Bryan Allen, 12-14  
Danny O'Regan, 21-22
- 56** Peltteri Wirtanen, 07-08  
Sam Carrick, 18-20  
Brayden Tracey, 21-22
- 57** David Perron, 15-16  
Bryce Kindopp, 21-22
- 58** Ryan O'Marra, 11-12  
Nicolas Kerdesles, 16-18  
Chase De Leo, 18-21
- 59** Nick Sorenson, 16-17
- 60** Brendan Mikkelson, 08-11  
Jackson LaCombe, 22-23
- 61** Corey Perry, 05-06  
Troy Terry, 17-21
- 62** Patrick Maroon, 11-14  
Chris Wagner, 14-16  
Andrej Sustr, 18-19  
Nikita Nesterenko, 22-23
- 63** Nick Bonino, 09-12  
Kevin Roy, 17-19
- 64** Matt Beleskey, 08-09  
Brandon McMillan, 10-13  
Stefan Noesen, 14-17  
Kiefer Sherwood, 18-20  
Jacob Perreault, 21-22
- 65** Emerson Etem, 12-14  
Marcus Pettersson, 17-18
- 67** Tom Askey, 97-98  
MacGregor Sharp, 09-10  
Rickard Rakell, 12-21
- 68** Tom Hodges, 21-22
- 71** Brandon Montour, 16-17  
J.T. Brown, 17-18
- 72** Hunter Drew, 21-22
- 73** Mat Clark, 11-12  
Andy Welinski, 17-18
- 74** Peter Holland, 11-14  
Joseph Cramarossa, 16-17
- 75** Jaycob Megna, 16-18
- 76** Dustin Penner, 05-06  
Josh Muhura, 18-22
- 77** Adam Oates, 02-03  
Devante Smith-Pelly, 11-14  
Jesse Blacker, 14-15  
Michael Sgarbossa, 15-16  
Frank Vatrano, 22-23
- 80** Ilya Bryzgalov, 14-15
- 83** Kalle Kossila, 16-19
- 86** Ondrej Kase, 16-17  
Simon Benoit, 20-22
- 88** Jamie McGinn, 15-16
- 90** Giovanni Fiore, 17-18
- 91** Sergei Fedorov, 03-06
- 92** Alexander Volkov, 20-21  
Andrej Sustr, 21-22
- 93** Anatoli Semenov, 95-96

# MONTHS/AGE/ATTENDANCE



## ALL-TIME INDIVIDUAL TOP SCORING MONTHS

### POINTS

Player	Month, Year	GP	Goals	Assists	Points	+/-
Teemu Selanne	February, 1999	13	12	13	25	+5
Teemu Selanne	March, 2006	16	8	16	24	+9
Teemu Selanne	November, 2006	15	10	13	23	+7
Teemu Selanne	January, 1999	14	8	15	23	+7
Paul Kariya	January, 1997	13	9	13	22	+13
Corey Perry	March, 2010	14	15	6	21	+9
Teemu Selanne	January, 1997	13	9	12	21	+12
Ryan Getzlaf	March, 2017	13	3	17	20	+12
Ryan Getzlaf	February, 2016	14	6	14	20	+13
Ryan Getzlaf	March, 2011	14	2	18	20	+11
Teemu Selanne	March, 2011	14	8	11	19	+1
Ryan Getzlaf	January, 2009	14	4	15	19	+5
Ryan Getzlaf	November, 2008	13	7	12	19	+8
Teemu Selanne	December, 2006	14	12	7	19	+10
Chris Pronger	November, 2006	15	3	16	19	+13
Paul Kariya	January, 2000	13	13	6	19	+1
Paul Kariya	January, 1999	14	6	13	19	+5
Paul Kariya	December, 1996	12	5	14	19	+4

### GOALS

Player	Month, Year	GP	Goals	Player	Month, Year	GP	Assists
Corey Perry	March, 2010	14	15	Ryan Getzlaf	March, 2011	14	18
Paul Kariya	January, 2000	13	13	Ryan Getzlaf	March, 2017	13	17
Teemu Selanne	November, 1997	15	13	Scott Niedermayer	January, 2009	14	16
Teemu Selanne	December, 2006	14	12	Chris Pronger	November, 2006	15	16
Paul Kariya	March, 2001	13	12	Teemu Selanne	March, 2006	16	16
Teemu Selanne	February, 1999	13	12	Ryan Getzlaf	December, 2014	14	15
				Ryan Getzlaf	January, 2009	14	15
				Paul Kariya	March, 2003	14	15
				Teemu Selanne	January, 1999	14	15
				Ryan Getzlaf	February, 2016	14	14
				Ryan Getzlaf	November, 2015	13	14
				Ryan Getzlaf	March, 2014	14	14
				Andy McDonald	January, 2006	13	14
				Paul Kariya	December, 1996	12	14

### YOUNGEST DUCKS TO APPEAR IN A GAME

Player	Born	First Game as a Duck	Age
Oleg Tverdovsky	5/18/76	1/21/95 @ Winnipeg	18 years, 248 days
Mason McTavish	1/30/03	10/13/21 vs. Winnipeg	18 years, 256 days
Cam Fowler	12/5/91	10/8/10 @ Detroit	18 years, 307 days
Chad Kilger	11/27/76	10/9/95 @ Winnipeg	18 years, 316 days
Isac Lundestrom	11/6/99	10/8/18 vs. Detroit	18 years, 336 days
Jamie Drysdale	4/8/02	3/8/21 vs. Arizona	18 years, 344 days
Devante Smith-Pelly	6/14/92	10/7/11 @ Buffalo (Helsinki)	19 years, 115 days
Stanislav Chistov	4/17/83	10/10/02 @ St. Louis	19 years, 176 days
Luca Sbisa	1/30/90	10/3/09 vs. San Jose	19 years, 249 days
Rickard Rakell	5/5/93	1/19/13 @ Vancouver	19 years, 259 days
Hampus Lindholm	1/20/94	10/6/13 @ Winnipeg	19 years, 259 days
Max Comtois	1/8/99	10/3/18 @ San Jose	19 years, 268 days
Kyle Palmieri	2/1/91	11/3/10 vs. Tampa Bay	19 years, 275 days
Vitaly Vishnevski	3/18/80	1/19/00 vs. Dallas	19 years, 307 days
Trevor Zegras	3/20/01	2/22/24 @ Arizona	19 years, 339 days
Nick Ritchie	12/5/95	11/16/15 @ Carolina	19 years, 346 days

### OLDEST DUCKS TO APPEAR IN A GAME

Player	Born	Last Ducks Appearance	Age
Teemu Selanne	7/3/70	5/16/14 vs. Los Angeles, Game 7 CSF	43 years, 317 days
Ryan Miller	7/17/80	5/8/21 @ Minnesota	40 years, 295 days
Adam Oates	8/27/62	6/9/03 @ New Jersey, Game 7 SCF	40 years, 286 days
Steve Thomas	7/15/63	6/9/03 @ New Jersey, Game 7 SCF	39 years, 329 days
Saku Koivu	11/23/74	5/16/14 vs. Los Angeles, Game 7 CSF	39 years, 174 days
Mathieu Schneider	6/12/69	4/20/08 @ Dallas, Game 6 WCQF	38 years, 312 days
Jason Blake	9/2/73	4/4/12 @ Calgary	38 years, 215 days
Bref Hedin	8/10/70	2/26/09 @ Boston	38 years, 200 days
Francois Beauchemin	6/4/80	4/18/18 @ San Jose Game 4, 1st Rd.	37 years, 318 days
Todd Marchant	8/12/73	4/22/11 @ Nashville, Game 6 WCQF	37 years, 253 days
Fredrik Olausson	10/5/66	5/5/03 vs. Dallas, Game 6 WCSF	37 years, 212 days
Shawn Horcoff	9/17/78	4/10/16 at Washington	37 years, 206 days

# MONTHS/AGE/ATTENDANCE

The Anaheim Ducks have recorded 416 sellouts at Honda Center since their inaugural NHL season in 1993-94...the Ducks recorded their 400th all-time shutout in the club's 2018-19 home opener Oct. 8 vs. Detroit...Anaheim hosted its largest crowd in club history in 2012-13, welcoming 17,610 fans for a 4-2 victory over Chicago on Mar. 20, 2013...the Ducks had a club-record 78-game (63 regular season, 15 playoff) sellout streak from 2006-08, including all 40 home games in 2007-08...it was just the second time a Southern California NHL team had sold out a full (non-lockout) regular season...the Ducks set franchise attendance records for sellouts (40), average attendance (17,195) and percent capacity (100.12%) in 2007-08...Anaheim broke the team record for consecutive regular season sellouts on Feb. 22, 2008 when it surpassed the previous record of 51 straight regular season sellouts set from Dec. 22, 1993-Oct. 20, 1995.

Season	HOME GAMES				ROAD GAMES		
	Games	Total Attendance (Avg.)	Percent	Sellouts	Games	Total Attendance (Avg.)	Sellouts
1993-94 <sup>^</sup>	41	696,560 (16,989)	98.9%	27	41	660,377 (16,107)	25
1994-95*	24	412,176 (17,174)	100.0%	24	24	381,073 (15,878)	13
1995-96	41	703,347 (17,155)	99.9%	38	41	640,545 (15,623)	17
1996-97	41	695,867 (16,972)	98.8%	28	41	685,829 (16,728)	27
1997-98+	40	682,735 (17,068)	99.4%	25	40	671,251 (16,781)	24
1998-99	41	647,973 (15,804)	92.0%	9	41	666,278 (16,251)	22
1999-00	41	592,874 (14,460)	84.2%	8	41	684,337 (16,691)	24
2000-01	41	553,990 (13,512)	78.7%	3	41	682,857 (16,655)	21
2001-02	41	492,089 (12,002)	69.9%	3	41	698,804 (17,044)	21
2002-03	41	573,524 (13,988)	81.5%	7	41	681,221 (16,615)	18
2003-04	41	614,504 (14,988)	87.3%	11	41	683,214 (16,664)	17
2005-06	41	620,380 (15,131)	88.1%	12	41	708,042 (17,269)	22
2006-07	41	671,916 (16,377)	95.4%	25	41	688,019 (16,781)	20
2007-08\$	40	687,813 (17,195)	100.1%	40	40	686,639 (17,166)	22
2008-09	41	696,629 (16,991)	98.9%	20	41	717,563 (17,502)	26
2009-10	41	621,903 (15,168)	88.2%	1	41	691,795 (16,873)	26
2010-11	41	603,283 (14,714)	85.7%	5	41	700,773 (17,092)	26
2011-12#	40	591,370 (14,784)	86.1%	9	40	680,898 (17,022)	22
2012-13<	24	381,308 (15,887)	92.5%	10	24	420,555 (17,523)	16
2013-14^^	41	675,248 (16,469)	95.9%	26	41	754,578 (18,404)	28
2014-15	41	691,835 (16,874)	98.2%	24	41	707,650 (17,260)	25
2015-16	41	669,805 (16,336)	95.1%	15	41	708,278 (17,275)	25
2016-17	41	653,632 (15,942)	92.8%	11	41	712,943 (17,389)	24
2017-18	41	682,060 (16,636)	96.9%	18	41	710,291 (17,324)	23
2018-19	41	689,385 (16,814)	97.9%	15	41	707,487 (17,256)	25
2019-20=	36	570,490 (15,846)	92.3%	1	35	602,999 (17,228)	18
2020-21**	28	8,585 (1,717)	100.0%	5	28	-	-
2021-22	41	536,403 (13,083)	76.2%	3	41	616,523 (15,037)	11
2022-23	41	613,079 (14,953)	87.1%	3	41	682,214 (16,639)	17
<b>TOTALS</b>	<b>1,134</b>	<b>17,331,770 (15,284)</b>	<b>89.0%</b>	<b>426</b>	<b>1,133</b>	<b>17,935,594 (16,432)</b>	<b>606</b>

<sup>^</sup> 1993-94 schedule included two neutral site games (1 home, 1 away--not included in totals)

\* 1994-95 season shortened to 48 games due to work stoppage

+ 1997-98 schedule included two games in Japan (1 home, 1 away--not included in totals)

\$ 2007-08 schedule included two games in London, England (1 home, 1 away--not included in totals)

# 2011-12 schedule included two games in Europe (Helsinki and Sweden, 1 home, 1 away--not included in totals)

< 2012-13 season shortened to 48 games due to work stoppage

^^ 2013-14 one road game played at Dodger Stadium

= 2019-20 season shortened to 71 games due to COVID-19 pandemic

\*\* 2020-21 season shortened to 56 games due to COVID-19 pandemic (attendance limited to 10% capacity final 5 home games)

# ALL-TIME RECORD STREAKS



## WINNING STREAKS

### Longest Winning Streaks

11 games (Feb. 13-Mar. 5, 2016)  
10 games (Dec. 6-28, 2013)  
8 games (Oct. 31-Nov. 16, 2021)  
8 games (Dec. 31, 2013-Jan. 15, 2014)  
7 games (Dec. 1-13, 2014)  
7 games (Oct. 11-24, 2014)  
7 games (Oct. 5-20, 2013)  
7 games (Feb. 20-Mar. 7, 1999)  
6 games (Jan. 20-Feb. 5, 2016)  
6 games (Jan. 11-27, 2015)  
6 games (Feb. 9-24, 2013)  
6 games (Nov. 3-12, 2010)  
6 games (Feb. 17-Mar. 3, 2008)  
6 games (Jan. 7-18, 2008)  
6 games (Mar. 17-25, 2006)  
6 games (Jan. 23-Feb. 6, 2002)  
6 games (Mar. 8-22, 1996)

### Longest Home Winning Streaks

13 games (Jan. 26-Mar. 20, 2013)  
11 games (Dec. 8, 2009-Feb. 10, 2010)  
10 games (Dec. 9, 2013-Jan. 15, 2014)  
10 games (Feb. 17-Mar. 26, 2008)  
8 games (Jan. 20-Mar. 2, 2016)  
8 games (Oct. 10-Nov. 10, 2013)  
7 games (Mar. 14-Apr. 6, 2018)  
7 games (Dec. 19-Jan. 15, 2008)  
7 games (Mar. 7-Apr. 4, 2006)  
6 games (Oct. 31-Nov. 16, 2021)  
6 games (Mar. 22-Apr. 9, 2017)  
6 games (Jan. 6-22, 2012)  
6 games (Feb. 25-Mar. 11, 2007)  
6 games (Dec. 1-22, 2002)

### Longest Road Winning Streaks

7 games (Nov. 28-Dec. 13, 2006)  
6 games (Feb. 13-Mar. 5, 2016)  
6 games (Dec. 6-23, 2013)  
6 games (Jan. 22-Feb. 13, 2011)  
6 games (Mar. 19-Apr. 4, 2009)  
5 games (Feb. 12-Mar. 3, 2015)  
5 games (Oct. 21-Nov. 4, 2008)  
5 games (Feb. 5-12, 2008)  
5 games (Nov. 26-Dec. 26, 2000)  
4 games (Feb. 9-16, 2013)  
4 games (Dec. 10-27, 2007)  
4 games (Mar. 17-25, 2006)  
4 games (Feb. 5-15, 1999)  
4 games (Nov. 19-24, 1993)

## LOSING STREAKS

### Longest Losing Streaks

9 games (Mar. 19-Apr. 5, 2023)  
8 games (Nov. 3-20, 2005)  
8 games (Oct. 12-30, 1996)  
7 games (Mar. 1-13, 1998)  
7 games (Jan. 20-Feb. 9, 2019)  
7 games (Oct. 20-Nov. 1, 2018)  
6 games (Nov. 14-26, 2010)  
6 games (Jan. 20-Feb. 2, 2008)  
6 games (Nov. 14-24, 2001)  
6 games (Jan. 19-31, 2001)  
6 games (Oct. 20-31, 1993)

### Longest Home Losing Streaks

8 games (Jan. 10-Feb. 9, 2001)  
7 games (Dec. 29, 2018-Jan. 23, 2019)  
6 games (Mar. 19-Apr. 5, 2023)  
6 games (Apr. 9-30, 2021)  
6 games (Nov. 4-Nov. 20, 2005)  
6 games (Feb. 7-Mar. 11, 1998)  
5 games (Oct. 16-Oct. 30, 1996)

### Longest Road Losing Streaks

7 games (Oct. 8-Nov. 12, 2005)  
6 games (Oct. 20-Nov. 25, 2018)  
6 games (Dec. 18, 2018-Jan. 15, 2019)  
6 games (Jan. 20-Feb. 9, 2019)  
6 games (Nov. 23-Dec. 19, 2011)  
6 games (Sept. 29-Oct. 23, 2007)  
6 games (Dec. 2-27, 2003)  
6 games (Mar. 26-Apr. 21, 1995)  
6 games (Feb. 23-Mar. 11, 1995)  
6 games (Oct. 20-Nov. 14, 1993)

## POINT STREAKS\*

### Longest Point Streaks

16 games (Oct. 6-Nov. 9, 2006; 12-0-4)  
14 games (Mar. 12-Apr. 9, 2017; 11-0-3)  
14 games (Feb. 9-Mar. 7, 2016; 12-0-2)  
13 games (Nov. 29-Dec. 28, 2013; 11-0-2)  
12 games (Feb. 27-Mar. 20, 2013; 9-0-3)  
12 games (Feb. 22-Mar. 19, 1997; 7-0-5)

### Longest Home Point Streaks

22 games (Oct. 10, 2013-Jan. 15, 2014; 20-0-2)  
14 games (Feb. 12-Apr. 9, 1997; 10-0-4)  
13 games (Jan. 26-Mar. 20, 2013; 13-0-0)  
12 games (Jan. 21-Mar. 3, 2004; 9-0-3)  
12 games (Dec. 6, 2009-Feb. 10, 2010; 11-0-1)

### Longest Road Point Streaks

9 games (Feb. 28-Apr. 11, 2009; 7-0-2)  
8 games (Oct. 29-Nov. 19, 2002; 4-0-4)  
8 games (Nov. 22-Dec. 13, 2006; 7-0-1)  
8 games (Oct. 21-Nov. 30, 2008; 7-0-1)  
8 games (Feb. 9-Mar. 5, 2016; 7-0-1)

## WINLESS STREAKS

### Longest Winless Streaks

### Longest Home Winless Streaks

### Longest Road Winless Streaks

# ALL-TIME RECORD STREAKS

13 games (Mar. 19-Apr. 13, 2023; 0-11-2)  
 12 games (Dec. 18, 2018-Jan. 15, 2019; 0-8-4)  
 11 games (Mar. 3-31, 2022; 0-8-3)  
 9 games (Feb. 15-Mar. 5, 2021; 0-6-3)  
 9 games (Nov. 7-24, 2001; 0-7-2)  
 9 games (Oct. 10-30, 1996; 0-8-1)  
 9 games (Nov. 21-Dec. 10, 1995; 0-6-3)  
 8 games (Jan. 2, 2004-Jan. 15, 2004; 0-5-3)  
 8 games (Dec. 27-Jan. 12, 2002; 0-6-2)  
 8 games (Oct. 30-Nov. 15, 2000; 0-6-2)  
 7 games (Nov. 13-27, 2011; 0-6-1)  
 7 games (Dec. 26, 2002-Jan. 8, 2003; 0-6-1)  
 7 games (Dec. 27-Jan. 12, 2000; 0-6-1)  
 7 games (Mar. 1-13, 1998; 0-7-0)

11 games (Jan. 5-Feb. 14, 2001; 0-8-3)  
 9 games (Mar. 19-Apr. 13, 2023; 0-8-1)  
 7 games (Dec. 21-Jan. 21, 2003; 0-3-4)  
 6 games (Nov. 7-30, 2001; 0-4-2)  
 6 games (Nov. 22-Dec. 10, 1999; 0-4-2)  
 6 games (Feb. 7-Mar. 11, 1998; 0-6-0)  
 5 games (Jan. 31-Feb. 23, 2020; 0-4-1)  
 5 games (Nov. 13-27, 2011; 0-5-0)  
 5 games (Nov. 10-19, 1997; 0-4-1)  
 5 games (Oct. 16-30, 1996; 0-5-0)

13 games (Oct. 29, 2011-Dec. 22, 2012; 0-9-4)  
 13 games (Nov. 1-Dec. 27, 2003; 0-8-5)  
 10 games (Mar. 26-Oct. 11, 1995; 0-9-1)  
 9 games (Nov. 17-Dec. 13, 2022, 0-7-2)  
 8 games (Dec. 27, 2001-Jan. 19, 2002; 0-6-2)  
 8 games (Nov. 29, 1997-Jan. 1, 1998; 0-6-2)  
 7 games (Dec. 22-Jan. 15, 2001; 0-5-2)  
 7 games (Dec. 27-Jan. 22, 2000; 0-6-1)  
 7 games (Nov. 22-Dec. 27, 1995; 0-5-2)

## SEASON-BY-SEASON STREAKS

Season	Longest Winning Streak	Longest Losing Streak	Longest Point Streak*	Longest Winless Streak
1993-94	4 games (11/19-24)	6 games (10/20-31)	4 games (two times)	6 games (10/20-31; 0-6-0)
1994-95	2 games (two times)	3 games (five times)	2 games (six times)	5 games (3/3-11; 0-4-1)
1995-96	6 games (3/8-22)	5 games (12/17-27)	7 games (3/8-3/24; 6-0-1)	9 games (11/22-12/10; 0-6-3)
1996-97	3 games (two times)	8 games (10/12-30)	12 games (2/22-3/19; 7-0-5)	9 games (10/10-30; 0-8-1)
1997-98	3 games (two times)	7 games (3/1-13)	5 games (3/19-3/26; 3-0-2)	7 games (3/1-13; 0-7-0)
1998-99	7 games (2/20-3/7)	3 games (four times)	8 games (2/20-3/10; 7-0-1)	5 games (three times)
1999-00	4 games (12/12-19)	4 games (12/27-1/5)	5 games (1/29-2/8; 3-0-2)	7 games (12/17-1/12; 0-6-1)
2000-01	5 games (3/4-13)	6 games (1/19-31)	5 games (two times)	8 games (10/30-11/15; 0-6-2)
2001-02	6 games (1/23-2/6)	6 games (11/14-24)	6 games (1/23-2/6; 6-0-0)	9 games (11/7-24; 0-7-2)
2002-03	5 games (12/6-18)	5 games (12/16-1/3)	8 games (11/6-11/19; 5-0-3)	7 games (12/26-1/8; 0-6-1)
2003-04	3 games (three times)	4 games (three times)	3 games (five times)	8 games (1/2-15; 0-5-3)
2005-06	6 games (3/17-25)	8 games (11/3-20)	6 games (two times)	13 games (3/19-4/13; 0-11-2)
2006-07	5 games (three times)	4 games (two times)	16 games (10/6-11/9; 12-0-4)	
2007-08	6 games (two times)	6 games (1/20-2/2)	9 games (1/2-1/18; 8-0-1)	
2008-09	5 games (two times)	4 games (10/9-15)	9 games (10/21-11/5; 8-0-1)	
2009-10	5 games (1/5-13)	5 games (3/3-12)	7 games (3/26-4/8; 4-0-3)	
2010-11	6 games (11/3-12)	6 games (11/14-26)	7 games (11/3-11/14; 6-0-1)	
2011-12	5 games (1/13-22)	7 games (11/13-27)	9 games (two times)	
2012-13	6 games (2/9-24)	4 games (3/22-27)	12 games (2/27-3/20; 9-0-3)	
2013-14	10 games (12/6-28)	5 games (11/12-20)	13 games (11/29-12/28; 11-0-2)	
2014-15	7 games (two times)	3 games (3/6-11)	7 games (three times)	
2015-16	11 games (2/13-3/5)	5 games (10/22-29)	14 games (2/9-3/7; 12-0-2)	
2016-17	5 games (3/18-28)	4 games (10/13-18)	14 games (3/12-4/9; 11-0-3)	
2017-18	5 games (3/30-4/7)	4 games (two times)	7 games (12/2-12/16; 3-0-4)	
2018-19	5 games (11/27-12/5)	12 games (12/18-1/15)	5 games (11/27-12/5; 5-0-0)	
2019-20	3 games (10/3-8)	4 games (two times)	5 games (2/1-9; 3-0-2)	
2020-21	2 games (four times)	5 games (4/16-4/26)	3 games (three times)	
2021-22	8 games (10/31-11/16)	4 games (3/18-3-29)	10 games (10/28-11/16)	
2022-23	3 games (two times)	9 games (3/19-4/5)	5 games (two times)	

\*TIES WERE ELIMINATED PRIOR TO THE 2005-06 SEASON. FROM 1993-94, STREAKS WERE LISTED AS UNBEATEN STREAKS.

# ALL-TIME OVERTIME RECORD



## REGULAR SEASON

SEASON	OT GAMES	HOME	ROAD	TOTAL
1993-94	12	1-5-2	1-0-3	2-5-5
1994-95	7	2-0-4	0-0-1	2-0-5
1995-96	16	3-2-4	3-0-4	6-2-8
1996-97	16	0-0-6	3-0-7	3-0-13
1997-98	20	2-1-6	1-3-7	3-4-13
1998-99	17	1-2-6	0-1-7	1-3-13
1999-00	18	3-2-7	0-1-5	3-3-12
2000-01	20	3-2-4	1-3-7	4-5-11
2001-02	14	1-2-5	2-1-3	3-3-8
2002-03	21	3-2-7	3-4-2	6-6-9
2003-04	22	3-4-7	1-4-3	4-8-10
<b>TOTALS (W-OTL-T)</b>	<b>183</b>	<b>22-22-58</b>	<b>15-17-49</b>	<b>37-39-107</b>
* Beginning with the 2005-06 season, the third number in the OT column is shootout losses				
*2005-06	18	4-2-3	2-3-4	6-5-7
*2006-07	23	3-2-7	6-2-3	9-4-10
*2007-08	20	10-1-3	2-0-4	12-1-7
*2008-09	19	5-1-2	7-3-1	12-4-3
*2009-10	19	4-1-4	4-2-4	8-3-8
*2010-11	18	5-1-1	8-2-1	13-3-2
*2011-12	17	3-2-0	2-3-7	5-5-7
*2012-13	13	3-1-0	4-2-3	7-3-3
*2013-14	18	6-1-3	4-1-3	10-2-6
*2014-15	23	10-1-2	6-1-3	16-2-5
*2015-16	18	4-4-2	3-3-2	7-7-4
*2016-17	19	6-2-2	0-8-1	6-10-3
*2017-18	22	3-3-2	6-3-5	9-6-7
*2018-19	18	6-6-2	2-1-1	8-7-3
*2019-20	18	4-5-0	5-3-1	9-8-1
*2020-21	9	3-3-1	3-4-1	6-7-2
*2021-22	23	5-5-3	3-4-1	8-9-4
<b>TOTALS Since 2005-06</b>	<b>315</b>	<b>84-41-37</b>	<b>67-45-45</b>	<b>151-86-82</b>
<b>OVERALL (W-OTL-SOL) (Ties)</b>	<b>498</b>	<b>106-63-37 (58 Ties)</b>	<b>82-62-43 (49 Ties)</b>	<b>188-125-82 (107 Ties)</b>

# ALL-TIME HAT TRICKS

## FOR (60)

Terry Yake @ NYR, 10/19/93 (M. Richter), 3-1=4 pts.  
Teemu Selanne vs. SJ, 2/25/96 (C. Terrieri), 3-1=4 pts.  
Teemu Selanne vs. STL, 3/17/96 (G. Fuhr/J. Casey), 3-0=3 pts.  
\*Garry Valk @ STL, 3/22/96 (G. Fuhr), 3-0=3 pts.  
Teemu Selanne vs. SJ, 11/1/96 (K. Hrudely), 3-0=3 pts.  
Paul Kariya vs. BUF, 1/10/97 (D. Hasek), 3-1=4 pts.  
Paul Kariya @ PHX, 1/23/97 (N. Khabibulin), 3-0=3 pts.  
Teemu Selanne @ NYR, 10/26/97 (M. Richter), 3-0=3 pts.  
Teemu Selanne vs. SJ, 11/10/97 (M. Vernon), 3-0=3 pts.  
Paul Kariya vs. FLA, 1/21/98 (Vanbiesbrouck/Weekes), 3-2=5 pts.  
Teemu Selanne @ OTT, 3/22/98 (R. Tugnutt), 3-0=3 pts.  
Teemu Selanne @ BUF, 1/1/99 (D. Hasek), 3-2=5 pts.  
\*Teemu Selanne @ DAL, 11/26/99 (E. Belfour), 3-0=3 pts.  
Marty McInnis vs. LA, 10/23/00 (J. Storr), 3-0=3 pts.  
Teemu Selanne @ PHX, 2/1/01 (S. Bicher), 3-0=3 pts.  
Paul Kariya vs. CGY, 2/19/01 (F. Braithwaite), 3=1=4 pts.  
Paul Kariya @ SJ, 3/29/01 (Nabokov/Kiprusoff), 3-0=3 pts.  
Paul Kariya vs. NSH, 1/14/02 (Dunham/Vokoun), 3-0=3 pts.  
Paul Kariya vs. PHI, 2/6/02 (B. Boucher), 3-0=3 pts.  
Paul Kariya @ BOS, 10/31/02 (S. Shields), 3-1=4 pts.  
Vaclav Prospal vs. MIN, 1/23/04 (D. Roloson), 3-1=4 pts.  
Jonathan Hedstrom vs. LA, 1/9/06 (M. Garon), 3-0=3 pts.  
Chris Kunitz vs. PHX, 11/19/06 (C. Joseph), 3-1=4 pts.  
Teemu Selanne @ DAL, 11/11/07 (M. Turco), 3-0=3 pts.  
Teemu Selanne vs. CHI, 2/24/08 (Ladime/Crawford), 3-2=5 pts.  
Teemu Selanne vs. DET, 10/29/08 (C. Osgood), 3-0=3 pts.  
\*Bobby Ryan @ LA, 1/8/09 (J.Quick), 3-0=3 pts.  
Bobby Ryan @ PHX, 11/27/10 (I. Bryzgalov), 3-0=3 pts.  
Corey Perry vs. MIN, 12/12/10 (N. Backstrom), 3-2=5 pts.  
Bobby Ryan vs. STL, 1/12/11 (T. Conklin), 3-1=4 pts.  
\*Corey Perry @ COL, 2/5/11 (P. Budaj), 3-0=3 pts.  
Lubomir Visnovsky vs. DAL, 3/4/11 (K. Lehtonen), 3-1=4 pts.  
Teemu Selanne vs. COL, 3/28/11 (B. Elliott), 3-2=5 pts.  
Corey Perry vs. SJ, 4/6/11 (A. Niittymaki), 3-1=4 pts.  
Corey Perry vs. CBJ, 1/8/12 (S. Mason/C. Sanford), 3-0=3 pts.  
Saku Koivu vs. DAL, 1/10/12 (K. Lehtonen), 3-0=3 pts.  
\*Andrew Cogliano @ PHX, 1/31/12 (M. Smith), 3-0=3 pts.  
Corey Perry @ CBJ, 2/12/12 (S. Mason), 3-0=3 pts.  
Nick Bonino vs. LA, 2/2/13 (Quick, Bernier), 3-1=4 pts.  
\*Kyle Palmieri vs. NSH, 2/27/13 (P. Rinne), 3-0=3 pts.  
Andrew Cogliano @ PHX, 3/2/13 (M. Smith), 3-0=3 pts.  
Ryan Getzlaf vs. BUF, 11/8/13 (R. Miller), 3-1=4 pts.  
Ryan Getzlaf @ NYI, 12/21/13 (E. Nabokov), 3-1=4 pts.  
Corey Perry @ PIT, 10/9/14 (M. Fleury), 3-0=3 pts.  
Corey Perry vs. BUF, 10/22/14 (M. Neuvirth), 3-0=3 pts.  
Corey Perry vs. TOR, 1/14/15 (J. Bernier), 3-0=3 pts.  
Corey Perry vs. LA, 2/28/16 (Quick), 3-1=4 pts.  
Jakob Silfverberg vs. NJ, 3/14/16 (Kinkaid, Denis), 3-1=4 pts.  
Ryan Kesler vs. PHI, 1/1/17 (S. Mason), 3-0=3 pts.  
Hampus Lindholm @ NYI, 12/21/17 (J. Halak), 3-0=3 pts.  
Rickard Rakell vs. EDM, 2/25/18 (A. Montoya), 3-0=3 pts.  
Cam Fowler vs. CBJ, 11/4/18 (J. Korpi), 3-0=3 pts.  
Ondrej Kase vs. DAL, 12/12/18 (B. Bishop), 3-0=3 pts.  
Sam Steel @ VAN, 3/26/19 (J. Markstrom), 3-0=3 pts.  
\*Rickard Rakell @ EDM, 3/30/19 (M. Koskinen), 3-0=3 pts.  
Derek Grant @ STL, 11/16/19 (J. Binnington), 3-0=3 pts.  
\*Nicolas Deslauriers vs. OTT, 3/10/20 (M. Hogberg), 3-0=3 pts.  
Isac Lundestrom vs. STL, 3/1/21 (V. Husso), 3-0=3 pts.  
Troy Terry vs. PHI, 1/4/22 (C. Hart), 3-0=3 pts.  
Frank Vatrano @ COL, 1/26/23 (P. Fancouz), 3-0=3 pts.

## AGAINST (68)

Pavel Bure @ VAN, 4/11/95 (G. Hebert), 3-0=3 pts.  
Owen Nolan vs. SJ, 12/19/95 (Hebert/Shtalenkov), 4-1=5 pts.  
Alexander Mogilny vs. VAN, 12/22/95 (M. Shtalenkov), 3-1=4 pts.  
Brian Savage @ MTL, 10/7/96 (G. Hebert), 3-0=3 pts.  
Martin Rucinsky vs. MTL, 11/6/96 (G. Hebert), 3-0=3 pts.  
Peter Bondra vs. WSH, 12/13/96 (M. Shtalenkov), 3-0=3 pts.  
Jeff O'Neill vs. HFD, 1/31/97 (G. Hebert), 3-0=3 pts.  
Joe Nieuwendyk @ DAL, 3/13/98 (Shtalenkov/Askey), 4-0=4 pts.  
Keith Tkachuk @ PHX, 4/3/98 (M. Shtalenkov), 3-2=5 pts.  
Alexander Selivanov vs. EDM, 2/17/99 (Hebert/Roussel), 3-0=3 pts.  
Viktor Kozlov vs. FLA, 1/5/00 (Hebert/Roussel), 3-1=4 pts.  
Pavel Demitra @ STL, 2/12/00 (G. Hebert), 3-0=3 pts.  
Andrew Cassels vs. VAN, 11/8/00 (Hebert/Roussel), 3-0=3 pts.  
Michal Handzus @ STL, 12/23/00 (G. Hebert), 3-0=3 pts.  
Brett Hull @ DAL, 3/21/01 (Giguere/Naumenko), 4-0=4 pts.  
Teemu Selanne @ SJ, 3/29/01 (J.S. Giguere), 3-0=3 pts.  
Mark Parrish @ NYI, 11/24/01 (Shields/Giguere), 3-1=4 pts.  
\*Chris Brown @ BUF, 12/04/02 (M. Gerber), 3-0=3 pts.  
Jason Arnett vs. DAL, 11/16/05 (I. Bryzgalov), 3-0=3 pts.  
\*Kevin Adams vs. CAR, 12/6/05 (I. Bryzgalov), 3-0=3 pts.  
Jonathan Cheechoo @ SJ, 12/20/05 (J.S. Giguere), 3-0=3 pts.  
Alexander Ovechkin vs. WSH, 1/13/06 (J.S. Giguere), 3-0=3 pts.  
Jonathan Cheechoo vs. SJ, 2/1/06 (I. Bryzgalov), 3-0=3 pts.  
Jonathan Cheechoo @ SJ, 4/15/06 (J.S. Giguere), 3-2=5 pts.  
Peter Mueller vs. PHX, 11/7/07 (Bryzgalov/Giguere), 3-0=3 pts.  
\*Mike Knuble @ PHI, 2/2/08 (Hiller), 3-0=3 pts.  
Mark Parrish vs. DAL, 11/7/08 (J.S. Giguere), 3-0=3 pts.  
\*David Booth vs. FLA, 11/9/08 (J.S. Giguere), 3-0=3 pts.  
Ilya Kovalchuk vs. ATL, 2/15/09 (Giguere/Hiller), 3-1=4 pts.  
Niklas Hagman vs. TOR, 10/26/09 (J. Hiller), 3-0=3 pts.  
Henrik Zetterberg vs. DET, 11/14/09 (J. Hiller), 3-2=5 pts.  
Loui Eriksson @ DAL, 12/31/09 (J. Hiller), 3-0=3 pts.  
Michael Grabner vs. VAN, 4/2/10 (C. McElhinney), 3-0=3 pts.  
Anthony Stewart vs. ATL, 10/15/10 (J. Hiller), 3-0=3 pts.  
\*Eric Staal @ CAR, 12/18/10 (J. Hiller), 3-0=3 pts.  
Alexander Semin vs. WSH, 2/16/11 (C. McElhinney), 3-0=3 pts.  
Patrick Sharp vs. CHI, 11/25/11 (J. Hiller), 3-0=3 pts.  
Justin Abdelkader vs. DET, 3/22/13 (Fash, Hiller), 3-1=4 pts.  
Radim Vrbata vs. PHX, 4/27/13 (Fash), 3-1=4 pts.  
Phil Kessel @ TOR, 10/22/13 (J. Hiller), 3-0=3 pts.  
Scott Hartnell @ CBJ, 3/24/15 (J. Gibson), 3-0=3 pts.  
Anthony Duclair vs. ARZ, 10/14/15 (Khudobin/Andersen), 3-0=3 pts.  
Jeff Skinner vs. CAR, 12/11/15 (Gibson, Andersen), 3-0=3 pts.  
Tomas Tatar @ DET, 12/17/16 (Bernier, Gibson), 3-0=3 pts.  
Radim Vrbata @ FLA, 10/26/17 (Gibson, Berra), 3-0=3 pts.  
Alex DeBrincat @ CHI, 11/27/17 (Gibson, Miller), 3-1=4 pts.  
Austin Watson @ NSH, 11/25/18 (J. Gibson), 3-0=3 pts.  
Jake Guentzel vs. PIT, 11/11/19 (J. Gibson), 3-0=3 pts.  
Jack Roslovic @ WPG, 2/2/19 (Gibson/Johnson), 3-1=4 pts.  
David Pastrnak @ BOS, 10/14/19 (J. Gibson), 4-0=4 pts.  
Connor McDavid vs. EDM, 11/10/19 (J. Gibson), 3-0=3 pts.  
Vinnie Hinostroza @ ARZ, 3/14/19 (R. Miller), 3-0=3 pts.  
Andrew Mangiapane @ CGY, 2/17/20 (R. Miller), 3-1=4 pts.  
William Karlsson vs. VGK, 2/23/20 (J. Gibson), 3-0=3 pts.  
Adrian Kempe vs. LAK, 3/8/21 (J. Gibson), 3-0=3 pts.  
Derek Brassard vs. ARI, 3/20/21 (Miller/Stolarz), 3-0=3 pts.  
Jacob Chytrun vs. ARI, 4/4/21 (J. Gibson), 3-0=3 pts.  
Dylan Strome @ CHI, 3/8/22 (Gibson/Stolarz), 3-1=4 pts.  
Timo Meier @ SJS, 3/26/22 (Dostal), 3-0=3 pts.  
Jordan Staal @ CAR, 4/10/22 (Gibson), 3-0=3 pts.  
Erik Karlsson @ SJS, 11/1/22 (A. Stolarz), 3-1=4 pts.  
Andrei Kuzmenko @ VAN, 11/3/22 (J. Gibson), 3-1=4 pts.  
Kyle Connor @ WPG, 11/17/22 (J. Gibson), 3-0=3 pts.  
Jason Robertson @ DAL, 12/1/22 (A. Stolarz), 3-0=3 pts.  
David Pastrnak vs. BOS, 1/8/23 (J. Gibson), 3-1=4 pts.  
Kevin Hayes @ PHI, 1/17/23 (A. Stolarz), 3-0=3 pts.  
Leon Draisaitl @ EDM, 4/1/23 (J. Gibson), 3-0=3 pts.  
Adrian Kempe vs. LAK, 4/14/23 (J. Gibson), 3-1=4 pts.

\*Natural Hat Trick



# ALL-TIME PENALTY SHOTS



## FOR (20-43, 46.5%)

\*Joe Sacco vs. Jocelyn Thibault; goal, 11/12/97 vs. MTL  
Paul Kariya vs. Kevin Weekes; goal, 1/21/98 vs. FLA  
J.F. Jomphe vs. Curtis Joseph; no goal, 4/15/98 @ EDM  
Tomas Sandstrom vs. Stephane Fiset; goal, 2/15/99 @ LAK  
^Paul Kariya vs. Corey Hirsch; goal, 2/20/99 @ VAN  
Paul Kariya vs. Stephane Fiset; no goal, 3/18/99 @ LAK  
Teemu Selanne vs. J-Sebastien Aubin; no goal, 10/27/99 vs. PIT  
Fredrik Olausson vs. Martin Brodeur; goal, 11/24/99 vs. NJ  
Matt Cullen vs. Milan Hnilitka; no goal, 11/4/01 vs. ATL  
Dan Bylsma vs. Dan Cloutier; no goal, 12/12/01 vs. VAN  
Petr Sykora vs. Roman Turek; no goal, 12/29/02 @ CGY  
Paul Kariya vs. Jamie McLennan; no goal, 3/16/03 vs. CGY  
Steve Thomas vs. Tomas Vokoun; goal, 4/1/03 @ NSH  
Scott Niedermayer vs. Pascal Leclaire; no goal, 3/5/06 vs. CBJ  
#Jonathan Hedstrom vs. Peter Budaj; goal, 3/22/06 vs. COL  
Andy McDonald vs. Curtis Joseph; goal, 11/3/06 vs. PHX  
Teemu Selanne vs. Fredrik Norrena; no goal, 1/5/07 vs. CBJ  
Teemu Selanne vs. Mathieu Garon; no goal, 3/18/07 vs. LAK  
^Samuel Pahlsson vs. Fredrik Norrena; goal, 12/10/07 @ CBJ  
Todd Bertuzzi vs. Evgeni Nabokov; no goal, 12/22/07 @ SJ  
Chris Kunitz vs. Marty Turco; no goal, 1/15/08 vs. DAL  
Corey Perry vs. Carey Price; no goal, 10/25/08 @ MTL  
Todd Marchant vs. Ilya Bryzgalov; no goal, 12/19/09 vs. PHX  
^Corey Perry vs. Niklas Backstrom; goal, 12/12/10 vs. MIN  
Teemu Selanne vs. Corey Crawford; no goal, 1/2/11 vs. CHI  
#Bobby Ryan vs. Jimmy Howard; goal, 3/2/11 vs. DET  
#Bobby Ryan vs. Henrik Karlsson; no goal, 3/20/11 vs. CGY  
Teemu Selanne vs. Brian Elliott; goal, 3/28/11 vs. COL  
Andrew Cogliano vs. Jason LaBarbera; no goal, 3/6/13 vs. PHX  
Emerson Etem vs. Mike Smith; no goal, 11/23/13 @ PHX  
Nate Thompson vs. Marc-Andre Fleury; no goal, 10/9/14 @ PIT  
Ryan Kesler vs. Michal Neuvirth; goal, 10/13/14 @ BUF  
Andrew Cogliano vs. Ben Scrivens; goal, 4/1/15 vs. EDM  
Chris Stewart vs. Steve Mason; goal, 2/9/16 @ PHI  
Chris Wagner vs. Cory Schneider; no goal, 10/18/16 @ NJD  
Ondrej Kase vs. Brian Elliot; goal, 10/24/17 vs. PHI  
Max Jones vs. Pekka Rinne; no goal, 3/12/19 vs. NSH  
Sam Steel vs. Jacob Markstrom; goal, 3/26/19 @ VAN  
Troy Terry vs. Pekka Rinne; no goal, 10/22/19 @ NSH  
Troy Terry vs. Jonas Johansson; no goal, 2/9/20 @ BUF  
^Derek Grant vs. Hunter Miska; goal, 3/16/21 @ COL  
#Troy Terry vs. Jon Gillies; goal, 12/12/21 @ STL  
^Isac Lundestrom vs. Spencer Knight; goal, 11/6/22 vs. FLA

\*Game Played at Dodger Stadium

^ Shorthanded goal

# Overtime

## AGAINST (13-44, 29.5%)

Cam Neely vs. Ron Tugnutt; no goal, 10/15/93 vs. BOS  
Dan Quinn vs. Mikhail Shtalenkov; goal, 3/21/95 vs. LA  
Peter Bondra vs. Mikhail Shtalenkov; no goal, 12/13/96 vs. WSH  
Alexandre Daigle vs. Guy Hebert; no goal, 12/30/96 @ OTT  
Tony Amonte vs. Guy Hebert; no goal, 2/1/98 vs. CHI  
Glen Murray vs. Guy Hebert; no goal, 2/7/98 vs. LAK  
Ray Whitney vs. Guy Hebert; goal, 3/21/99 vs. FLA  
Stan Drulia vs. Dominic Roussel; no goal, 10/15/99 @ TB  
Jarome Iginla vs. J.S. Giguere; no goal, 12/8/01 @ CGY  
Alexei Zhamnov vs. Steve Shields; no goal, 12/30/01 @ CHI  
Chris Drury vs. J.S. Giguere; goal, 4/12/02 vs. COL  
Daniel Sedin vs. J.S. Giguere; no goal, 1/17/04 @ VAN  
Brett Clark vs. Ilya Bryzgalov; no goal, 11/18/05 vs. COL  
^Trevor Linden vs. Ilya Bryzgalov; goal, 11/20/05 vs. VAN  
Thomas Vanek vs. J.S. Giguere; goal, 12/8/05 @ BUF  
^Jonathan Cheechoo vs. J.S. Giguere; goal, 12/20/05 @ SJS  
Jeri Lehtinen vs. J.S. Giguere; goal, 1/28/07 vs. DAL  
Henrik Sedin vs. Jonas Hiller; no goal, 11/27/07 @ VAN  
Milan Michalek vs. J.S. Giguere; no goal, 12/16/07 vs. SJS  
Torrey Mitchell vs. J. S. Giguere; no goal, 12/17/09 vs/ SJS  
Jamie Benn vs. Jonas Hiller; no goal, 11/12/10 vs. DAL  
Olli Jokinen vs. Curtis McElhinney; no goal, 2/11/11 @ CGY  
^Martin Erat vs. Jonas Hiller; goal, 11/9/11 vs. NSH  
David Booth vs. Jonas Hiller; no goal, 4/3/12 @ VAN  
Alex Burrows vs. Jonas Hiller; no goal, 1/25/13 vs. VAN  
Dustin Brown vs. Jonas Hiller; no goal, 2/25/13 @ LAK  
James Van Riemsdyk vs. Jonas Hiller; no goal, 11/22/14 @ TOR  
\*Anze Kopitar vs. Jonas Hiller; no goal, 1/25/14 @ LAK  
Anze Kopitar vs. Frederik Andersen; goal, 11/12/14 vs. LAK  
Brad Malone vs. Frederik Andersen; goal, 2/3/15 vs. CAR  
Mike Hoffman vs. Frederik Andersen; no goal, 3/26/16 @ OTT  
Scott Wilson vs. John Gibson; no goal, 11/2/16 @ PIT  
Ryan Reaves vs. John Gibson; no goal, 3/10/17 @ STL  
Jonathan Marchessault vs. John Gibson; goal, 12/31/19 @ VGK  
Nathan MacKinnon vs. John Gibson; no goal, 1/22/21 vs. COL  
^Christian Dvorak vs. John Gibson; goal, 2/22/21 @ ARI  
#Clayton Keller vs. John Gibson; no goal, 4/4/21 vs. ARI  
Chandler Stephenson vs. John Gibson; no goal, 4/16/21 vs. VGK  
Seth Jarvis vs. John Gibson; no goal, 11/18/21 vs. CAR  
Mattias Janmark vs. John Gibson; no goal, 12/31/21 @ VGK  
Laurent Dauphin vs. Anthony Stolarz; goal, 1/27/22 @ MTL  
Alexander Kerfoot vs. John Gibson; no goal, 10/30/22 vs. TOR  
Jamie Benn vs. Anthony Stolarz; no goal, 12/1/22 @ DAL  
Anthony Mantha vs. John Gibson; no goal, 3/1/23 vs. WSH

# ALL-TIME SHUTOUTS

## BY THE DUCKS (141)

**1993-94 (3)**  
12/15/93 @ Toronto, 1-0 (Guy Hebert - 38 saves)  
12/28/93 @ N.Y. Islanders, 3-0 (Ron Tugnutt - 38 saves)  
2/4/94 vs. Vancouver, 3-0 (Guy Hebert - 22 saves)

**1994-95 (2)**  
3/15/95 @ Calgary, 5-0 (Guy Hebert - 29 saves)  
4/17/95 vs. San Jose, 3-0 (Guy Hebert - 27 saves)

**1995-96 (4)**  
11/1/95 vs. St. Louis, 3-0 (Guy Hebert - 28 saves)  
3/13/96 vs. Colorado, 4-0 (Guy Hebert - 27 saves)  
4/3/96 vs. Edmonton, 1-0 (Guy Hebert - 27 saves)  
4/8/96 vs. Vancouver, 2-0 (Guy Hebert - 32 saves)

**1996-97 (6)**  
10/9/96 @ Chicago, 2-0 (Mikhail Shtalenkov - 26 saves)  
11/23/96 @ San Jose, 3-0 (Guy Hebert - 25 saves)  
11/29/96 vs. Chicago, 2-0 (Guy Hebert - 27 saves)  
12/20/96 vs. Calgary, 7-0 (Guy Hebert - 39 saves)  
1/1/97 @ Florida, 3-0 (Guy Hebert - 28 saves)  
3/30/97 @ Detroit, 1-0, OT (Mikhail Shtalenkov - 26 saves)

**1997-98 (4)**  
10/30/97 @ Boston, 3-0 (Guy Hebert - 25 saves)  
11/22/97 @ St. Louis, 2-0 (Guy Hebert - 23 saves)  
11/26/97 vs. New Jersey, 2-0 (Guy Hebert - 29 saves)  
2/30/98 @ Edmonton, 4-0 (Mikhail Shtalenkov - 26 saves)

**1998-99 (7)**  
10/21/98 vs. Boston, 3-0 (Guy Hebert - 26 saves)  
11/14/98 @ Calgary, 1-0 (Guy Hebert - 24 saves)  
12/11/98 vs. Washington, 1-0 (Guy Hebert - 31 saves)  
12/13/98 vs. Los Angeles, 3-0 (Guy Hebert - 35 saves)  
12/22/98 @ Colorado, 1-0 (Dominic Roussel - 45 saves)  
2/3/99 vs. Chicago, 3-0 (Guy Hebert - 35 saves)  
4/11/99 vs. Phoenix, 3-0 (Guy Hebert - 40 saves)

**1999-00 (5)**  
10/8/99 vs. Dallas, 3-0 (Guy Hebert - 37 saves)  
11/9/99 @ Toronto, 2-0 (Guy Hebert - 19 saves)  
12/17/99 vs. Chicago, 2-0 (Guy Hebert - 21 saves)  
12/26/99 @ San Jose, 1-0 (Dominic Roussel - 26 saves)  
3/5/00 vs. Nashville, 1-0 (Guy Hebert - 33 saves)

**2000-01 (6)**  
12/3/00 vs. Los Angeles, 4-0 (Guy Hebert - 29 saves)  
12/8/00 @ Minnesota, 1-0, OT (Guy Hebert - 27 saves)  
2/21/01 vs. San Jose, 1-0 (J.S. Giguere - 24 saves)  
3/4/01 vs. Los Angeles, 4-0 (J.S. Giguere - 25 saves)  
3/11/01 vs. Nashville, 1-0, OT (J.S. Giguere - 31 saves)  
3/13/01 @ Nashville, 2-0 (J.S. Giguere - 33 saves)

**2001-02 (5)**  
11/4/01 vs. Atlanta, 5-0 (J.S. Giguere - 24 saves)  
12/8/01 vs. Calgary, 4-0 (Giguere/Shields - 18 saves)  
12/23/01 @ Phoenix, 4-0 (J.S. Giguere - 24 saves)  
1/28/02 @ St. Louis, 1-0 (J.S. Giguere - 15 saves)  
4/5/02 vs. Edmonton, 2-0 (J.S. Giguere - 26 saves)

**2002-03 (9)**  
11/10/02 vs. Minnesota, 1-0 (J.S. Giguere - 26 saves)  
12/8/02 vs. Nashville, 3-0 (J.S. Giguere - 20 saves)  
12/11/02 vs. Washington, 3-0 (J.S. Giguere - 26 saves)  
12/15/02 vs. Pittsburgh, 5-0 (J.S. Giguere - 19 saves)  
12/22/02 vs. Phoenix, 4-0 (J.S. Giguere - 24 saves)  
1/18/03 @ Minnesota, 1-0 (J.S. Giguere - 33 saves)  
2/19/03 vs. Columbus, 2-0 (J.S. Giguere - 26 saves)  
2/23/03 @ Carolina, 4-0 (Martin Gerber - 28 saves)  
3/24/03 vs. Columbus, 5-0 (J.S. Giguere - 29 saves)

**2003-04 (5)**  
10/21/03 @ San Jose, 2-0 (Martin Gerber - 34 saves)  
12/7/03 vs. Dallas, 4-0 (Martin Gerber - 32 saves)  
12/19/03 vs. Colorado, 1-0 (J.S. Giguere - 38 saves)  
12/29/03 @ Tampa Bay, 2-0 (J.S. Giguere - 31 saves)  
3/3/04 vs. Minnesota, 2-0 (J.S. Giguere - 28 saves)

**2005-06 (3)**  
1/21/06 vs. Florida, 1-0 (J.S. Giguere - 30 saves)  
1/26/06 @ San Jose, 2-0 (Ilya Bryzgalov - 24 saves)  
1/15/04 @ Edmonton, 1-0 (Tommy Salo - 28 saves)  
2/4/06 @ San Jose, 2-0 (J.S. Giguere - 35 saves)

**2006-07 (5)**  
10/9/06 vs. St. Louis, 2-0 (J.S. Giguere - 34 saves)  
10/28/06 @ Chicago, 3-0 (Ilya Bryzgalov - 14 saves)  
11/9/06 @ Vancouver, 6-0 (J.S. Giguere - 20 saves)  
11/21/06 vs. San Jose, 5-0 (J.S. Giguere - 23 saves)  
12/6/06 vs. Nashville, 4-0 (J.S. Giguere - 21 saves)

**2007-08 (4)**  
12/18/07 @ San Jose, 2-0 (J.S. Giguere - 20 saves)  
1/9/08 vs. Toronto, 5-0 (J.S. Giguere - 28 saves)  
2/1/08 @ St. Louis, 0-1\* (J.S. Giguere - 20 saves)\* SOL  
2/5/08 @ NY Islanders, 3-0 (J.S. Giguere - 25 saves)

**2008-09 (6)**  
10/17/08 vs. San Jose, 4-0 (J.S. Giguere - 38 saves)  
11/4/08 @ Los Angeles, 1-0, OT (J.S. Giguere - 35 saves)  
11/16/08 vs. Los Angeles, 2-0 (Jonas Hiller - 29 saves)  
11/28/08 vs. Chicago, 1-0 (Jonas Hiller - 26 saves)  
1/4/09 vs. Phoenix, 2-0 (Jonas Hiller - 29 saves)  
1/17/09 @ Minnesota, 3-0 (Jonas Hiller - 30 saves)

## BY OPPONENTS (148)

**1993-94 (9)**  
10/20/93 @ New Jersey, 4-0 (Martin Brodeur - 17 saves)  
11/27/93 @ San Jose, 1-0 (Arturs Irbe - 15 saves)  
12/19/93 @ Chicago, 2-0 (Ed Belfour - 22 saves)  
12/30/93 @ Washington, 3-0 (Rick Tabaracci - 26 saves)  
2/18/94 vs. Quebec, 1-0 (Stephane Fiset - 28 saves)  
3/6/94 @ San Jose, 6-0 (Arturs Irbe - 25 saves)  
3/8/94 @ Chicago (in Phoenix), 3-0 (Ed Belfour - 31 saves)  
3/9/94 vs. Buffalo, 3-0 (Dominik Hasek - 24 saves)  
4/11/94 vs. Calgary, 3-0 (Mike Vernon - 27 saves)

**1994-95 (6)**  
2/7/95 vs. Chicago, 3-0 (Ed Belfour - 16 saves)  
2/12/95 @ Edmonton, 2-0 (Bill Ranford - 29 saves)  
3/3/95 @ Dallas, 4-0 (Darcy Wakaluk - 27 saves)  
3/5/95 @ Chicago, 3-0 (Ed Belfour - 16 saves)  
4/7/95 vs. Dallas, 2-0 (Andy Moog - 18 saves)  
4/11/95 @ Vancouver, 5-0 (Kirk McLean - 25 saves)

**1995-96 (2)**  
11/22/95 @ Edmonton, 2-0 (Bill Ranford - 31 saves)  
1/12/96 @ Chicago, 3-0 (Jeff Hackett - 13 saves)

**1996-97 (1)**  
10/22/96 @ Philadelphia, 3-0 (Ron Hextall - 12 saves)

**1997-98 (11)**  
10/13/97 vs. Boston, 3-0 (Jim Carey - 27 saves)  
11/16/97 vs. Dallas, 4-0 (Ed Belfour - 31 saves)  
11/19/97 vs. Chicago, 4-0 (Jeff Hackett - 27 saves)  
11/24/97 @ Dallas, 5-0 (Ed Belfour - 13 saves)  
12/3/97 @ Buffalo, 4-0 (Dominik Hasek - 29 saves)  
12/10/97 vs. Pittsburgh, 3-0 (Tom Barasso - 28 saves)  
12/28/97 @ Chicago, 2-0 (Jeff Hackett - 27 saves)  
1/14/98 vs. Colorado, 2-0 (Patrick Roy - 33 saves)  
3/4/98 vs. Detroit, 2-0 (Kevin Hodson - 35 saves)  
3/6/98 vs. San Jose, 3-0 (Mike Vernon - 23 saves)  
3/18/98 @ New Jersey, 3-0 (Martin Brodeur - 25 saves)

**1998-99 (5)**  
10/10/98 @ Washington, 1-0 (Olaf Kolzig - 29 saves)  
10/13/98 @ Montreal, 1-0 (Jocelyn Thibault - 30 saves)  
1/30/99 @ Edmonton, 1-0 (Mikhail Shtalenkov - 22 saves)  
3/12/99 @ Dallas, 4-0 (Ed Belfour - 27 saves)  
3/13/99 @ Phoenix, 1-0 (Nikolai Khabibulin - 27 saves)

**1999-00 (5)**  
10/2/99 @ Dallas, 2-0 (Ed Belfour - 22 saves)  
10/5/99 @ Phoenix, 4-0 (Mikhail Shtalenkov - 21 saves)  
10/31/99 vs. Phoenix, 3-0 (Mikhail Shtalenkov - 33 saves)  
1/12/00 vs. Ottawa, 2-0 (Ron Tugnutt - 32 saves)  
1/17/00 vs. Buffalo, 5-0 (Martin Biron - 17 saves)

**2000-01 (8)**  
11/15/00 vs. Colorado, 3-0 (Patrick Roy - 41 saves)  
12/5/00 @ St. Louis, 1-0 (Roman Turek - 19 saves)  
12/10/00 vs. Dallas, 1-0 (Ed Belfour - 29 saves)  
1/12/01 vs. Buffalo, 4-0 (Dominik Hasek - 21 saves)  
1/14/01 @ Carolina, 4-0 (Arturs Irbe - 27 saves)  
1/24/01 vs. Minnesota, 5-0 (Manny Fernandez - 20 saves)  
1/31/01 vs. Nashville, 3-0 (Mike Dunham - 26 saves)  
3/21/01 @ Dallas, 8-0 (Ed Belfour - 17 saves)

**2001-02 (5)**  
11/9/01 vs. Detroit, 1-0 (Dominik Hasek - 19 saves)  
11/21/01 @ Florida, 6-0 (Roberto Loungo - 30 saves)  
11/28/01 vs. Edmonton, 2-0 (Jussi Markkanen - 27 saves)  
12/12/01 vs. Vancouver, 1-0 (Dan Cloutier - 26 saves)  
4/14/02 @ Los Angeles, 1-0 (Jamie Storr - 23 saves)

**2002-03 (5)**  
11/22/02 vs. Dallas, 4-0 (Marty Turco - 31 saves)  
12/4/02 vs. Buffalo, 4-0 (Martin Biron - 22 saves)  
1/3/03 vs. Philadelphia, 1-0 (Robert Esche - 28 saves)  
1/8/03 vs. Edmonton, 1-0 (Jussi Markkanen - 32 saves)  
2/25/03 @ Tampa Bay, 2-0 (Nikolai Khabibulin - 24 saves)

**2003-04 (5)**  
10/12/03 vs. Phoenix, 2-0 (Sean Burke - 31 saves)  
10/17/03 vs. Ottawa, 3-0 (Patrick Lalime - 27 saves)  
12/13/03 @ San Jose, 2-0 (Evgeni Nabokov - 28 saves)  
2/22/04 @ Dallas, 4-0 (Marty Turco - 14 saves)

**2005-06 (4)**  
11/4/05 vs. San Jose, 1-0 (Nolan Schaefer - 21 saves)  
12/28/05 @ Columbus, 1-0 (Marc Denis - 40 saves)  
3/1/06 vs. Detroit, 2-0 (Chris Osgood - 24 saves)  
4/11/06 @ Calgary, 3-0 (Miikka Kiprusoff - 32 saves)

**2006-07 (6)**  
11/10/06 @ Calgary, 3-0 (Miikka Kiprusoff - 37 saves)  
12/23/06 @ Phoenix, 2-0 (Mikael Tellqvist - 29 saves)  
2/3/07 @ Nashville, 3-0 (Tomas Vokoun - 36 saves)  
2/10/07 @ Dallas, 1-0 (Mike Smith - 32 saves)  
2/13/07 @ Colorado, 2-0 (Peter Budaj - 39 saves)  
3/26/07 @ Detroit, 1-0 (Dominik Hasek - 25 saves)

**2007-08 (10)**  
10/5/07 @ Columbus, 4-0 (Pascal Leclaire - 38 saves)  
10/14/07 vs. Minnesota, 2-0 (Josh Harding - 27 saves)  
10/25/07 vs. Phoenix, 1-0 (Alexander Auld - 31 saves)  
11/5/07 vs. Dallas, 5-0 (Marty Turco - 19 saves)  
11/27/07 @ Vancouver, 4-0 (Roberto Loungo - 26 saves)

# ALL-TIME SHUTOUTS



## 2009-10 (3)

11/5/09 vs. Nashville, 4-0 (Jonas Hiller – 40 saves)  
 11/27/09 vs. Chicago, 3-0 (J.S. Giguere – 28 saves)  
 2/1/10 @ Florida, 3-0 (Jonas Hiller – 33 saves)

## 2010-11 (7)

11/10/10 vs. NY Islanders, 1-0 (Curtis McElhinney – 27 saves)  
 11/29/10 vs. Los Angeles, 2-0 (Jonas Hiller – 27 saves)  
 12/20/10 @ Boston, 3-0 (Jonas Hiller – 45 saves)  
 1/7/11 vs. Columbus, 6-0 (Jonas Hiller – 27 saves)  
 1/9/11 vs. San Jose, 1-0 (Jonas Hiller – 37 saves)  
 2/5/11 @ Colorado, 3-0 (Curtis McElhinney – 25 saves)  
 2/13/11 @ Edmonton, 4-0 (Jonas Hiller – 12 saves)

## 2011-12 (4)

10/14/11 vs. San Jose, 1-0 (Jonas Hiller – 31 saves)  
 1/13/12 @ Edmonton, 5-0 (Jonas Hiller – 33 saves)  
 2/19/12 @ Florida, 2-0 (Jonas Hiller – 31 saves)  
 3/14/12 vs. Detroit, 4-0 (Jonas Hiller – 23 saves)

## 2012-13 (5)

2/6/13 @ Colorado, 3-0 (Viktor Fasth – 31 saves)  
 3/6/13 vs. Phoenix, 2-0 (Jonas Hiller – 18 saves)  
 3/8/13 vs. Calgary, 4-0 (Viktor Fasth – 29 saves)  
 4/1/13 @ Dallas, 4-0 (Viktor Fasth – 26 saves)  
 4/22/13 @ Edmonton, 3-0 (Viktor Fasth – 24 saves)

## 2013-14 (6)

10/10/13 vs. NY Rangers, 6-0 (Jonas Hiller – 34 saves)  
 11/22/13 vs. Tampa Bay, 1-0, OT (Jonas Hiller – 31 saves)  
 1/12/14 vs. Detroit, 1-0 (Jonas Hiller – 22 saves)  
 1/25/14 @ Los Angeles\*, 3-0 (Jonas Hiller – 36 saves)  
 2/28/14 vs. St. Louis, 1-0 (Jonas Hiller – 18 saves)  
 4/7/14 @ Vancouver, 3-0 (John Gibson – 18 saves)

## 2014-15 (4)

10/19/14 vs. St. Louis, 3-0 (Frederik Andersen – 28 saves)  
 10/28/14 @ Chicago, 1-0 (John Gibson – 38 saves)  
 1/14/15 vs. Toronto, 4-0 (Frederik Andersen – 28 saves)  
 1/27/15 @ Vancouver, 4-0 (Frederik Andersen – 17 saves)

## 2015-16 (8)

11/7/15 @ San Jose, 1-0 (Anton Khudobin – 31 saves)  
 11/30/15 vs. Vancouver, 4-0 (John Gibson – 25 saves)  
 12/4/15 vs. San Jose, 1-0 (John Gibson – 23 saves)  
 12/29/15 @ Calgary, 1-0 (John Gibson – 14 saves)  
 12/31/15 @ Edmonton, 1-0 (John Gibson – 21 saves)  
 2/24/16 vs. Buffalo, 1-0 (Frederik Andersen – 26 saves)  
 3/18/16 vs. Boston, 4-0 (Frederik Andersen – 38 saves)  
 4/10/16 @ Washington, 2-0 (Frederik Andersen – 24 saves)

## 2016-17 (8)

11/1/16 @ Los Angeles, 4-0 (John Gibson – 30 saves)  
 1/4/17 vs. Detroit, 2-0 (John Gibson – 23 saves)  
 1/10/17 vs. Dallas, 2-0 (John Gibson – 34 saves)  
 1/14/17 @ Phoenix, 3-0 (Jonathan Bernier – 26 saves)  
 2/14/17 @ Minnesota, 1-0 (John Gibson – 37 saves)  
 2/19/17 vs. Los Angeles, 1-0 (John Gibson – 24 saves)  
 3/9/17 @ Chicago, 1-0 (Jonathan Bernier – 43 saves)  
 4/6/17 vs. Chicago, 4-0 (John Gibson – 37 saves)

## 2017-18 (9)

12/6/17 vs. Ottawa, 3-0 (Ryan Miller – 29 saves)  
 12/23/17 @ Pittsburgh, 4-0 (John Gibson – 29 saves)  
 1/2/18 @ Vancouver, 5-0 (Ryan Miller – 31 saves)  
 2/19/18 @ Vegas, 2-0 (J. Gibson/R. Miller – 13/20 saves)  
 2/21/18 vs. Dallas, 2-0 (Ryan Miller – 41 saves)  
 3/6/18 vs. Washington, 4-0 (John Gibson – 36 saves)  
 3/14/18 vs. Vancouver, 3-0 (John Gibson – 32 saves)  
 3/21/18 @ Calgary, 4-0 (John Gibson – 29 saves)  
 4/7/18 @ Arizona, 3-0 (Ryan Miller – 31 saves)

## 2018-19 (4)

10/6/18 vs. Arizona, 1-0 (John Gibson – 41 saves)  
 1/17/19 @ Minnesota, 3-0 (John Gibson – 37 saves)  
 2/13/19 vs. Vancouver, 1-0 (Kevin Boyle – 29 saves)  
 2/19/19 vs. Minnesota, 4-0 (Ryan Miller – 31 saves)

## 2019-20 (1)

11/25/19 vs. NY Islanders, 3-0 (John Gibson – 26 saves)

## 2020-21 (4)

1/18/21 vs. Minnesota, 1-0 (John Gibson – 34 saves)  
 1/26/21 @ Arizona, 1-0 (John Gibson – 31 saves)  
 2/11/21 @ Vegas, 1-0 (John Gibson – 21 saves)  
 4/12/21 @ San Jose, 4-0 (Anthony Stolarz – 46 saves)

## 2021-22 (4)

11/2/21 vs. New Jersey, 4-0 (John Gibson – 28 saves)  
 11/26/21 vs. Ottawa, 4-0 (Anthony Stolarz – 34 saves)  
 12/7/21 @ Buffalo, 2-0 (Anthony Stolarz – 25 saves)  
 4/1/22 @ Arizona, 5-0 (Anthony Stolarz – 22 saves)

## 2022-23 (1)

1/4/23 vs. Dallas, 2-0 (John Gibson – 35 saves)

12/2/07 vs. Edmonton, 4-0 (Mathieu Garon – 25 saves)  
 2/1/08 @ St. Louis, 1-0 (Manny Legace – 30 saves)  
 2/2/08 @ Philadelphia, 3-0 (Martin Brian – 27 saves)  
 3/5/08 @ Chicago, 3-0 (Corey Crawford – 19 saves)  
 3/6/08 @ Colorado, 1-0 (Jose Theodore – 27 saves)

## 2008-09 (5)

12/11/08 @ San Jose, 2-0 (Evgeni Nabokov – 31 saves)  
 12/31/08 vs. Columbus, 2-0 (Steve Mason – 27 saves)  
 2/4/09 @ Minnesota, 3-0 (Nicklas Backstrom – 34 saves)  
 2/26/09 @ Boston, 6-0 (Tim Thomas – 35 saves)  
 3/15/09 vs. San Jose, 1-0 (Evgeni Nabokov – 34 saves)

## 2009-10 (6)

10/11/09 @ NY Rangers, 3-0 (Stephen Valiquette – 18 sv)  
 10/17/09 vs. St. Louis, 5-0 (Ty Conklin – 26 saves)  
 12/23/09 @ Phoenix, 4-0 (Ilya Bryzgalov – 21 saves)  
 1/14/10 @ Los Angeles, 4-0 (Jonathan Quick – 22 saves)  
 3/6/10 @ Phoenix, 4-0 (Ilya Bryzgalov – 32 saves)  
 3/12/10 vs. Nashville, 1-0 (Pekka Rinne – 31 saves)

## 2010-11 (4)

10/8/10 @ Detroit, 4-0 (Jimmy Howard – 21 saves)  
 12/3/10 vs. Detroit, 4-0 (Jimmy Howard – 41 saves)  
 12/5/10 vs. Phoenix, 3-0 (Ilya Bryzgalov – 26 saves)  
 3/6/11 vs. Vancouver, 3-0 (Cory Schneider – 26 saves)

## 2011-12 (7)

10/29/11 @ Nashville, 3-0 (Pekka Rinne – 20 saves)  
 11/5/11 @ Detroit, 5-0 (Jimmy Howard – 23 saves)  
 1/12/12 @ Calgary, 1-0 (Miikka Kuprusoff – 23 saves)  
 1/24/12 @ Dallas, 1-0 (Kari Lehtonen – 27 saves)  
 2/29/12 vs. Buffalo, 2-0 (Ryan Miller – 43 saves)  
 3/10/12 @ Dallas, 2-0 (Kari Lehtonen – 21 saves)  
 3/31/12 @ Phoenix, 4-0 (Mike Smith – 44 saves)

## 2012-13 (2)

1/25/13 vs. Vancouver, 5-0 (Cory Schneider – 30 saves)  
 3/27/13 @ San Jose, 4-0 (Antti Niemi – 22 saves)

## 2013-14 (2)

2/1/14 vs. Dallas, 2-0 (Dan Ellis – 26 saves)  
 2/5/14 vs. Chicago, 2-0 (Corey Crawford – 29 saves)

## 2014-15 (4)

10/30/14 @ St. Louis, 2-0 (Jake Allen – 24 saves)  
 12/31/14 vs. San Jose, 3-0 (Antti Niemi – 25 saves)  
 2/25/15 vs. Ottawa, 3-0 (Andrew Hammond – 28 saves)  
 4/8/15 vs. Dallas, 4-0 (Jonas Enroth – 19 saves)

## 2015-16 (9)

10/10/15 @ San Jose, 2-0 (Martin Jones – 27 saves)  
 10/14/15 vs. Arizona, 4-0 (Mike Smith – 37 saves)  
 10/16/15 vs. Colorado, 3-0 (Rea Berra – 35 saves)  
 10/24/15 @ Minnesota, 3-0 (Devan Dubnyk – 15 saves)  
 10/26/15 @ Chicago, 1-0 (Corey Crawford – 39 saves)  
 11/21/15 @ Tampa Bay, 5-0 (Ben Bishop – 30 saves)  
 12/17/15 @ Buffalo, 3-0 (Chad Johnson – 44 saves)  
 1/6/16 vs. Toronto, 4-0 (Jonathan Bernier – 39 saves)  
 3/9/16 @ Colorado, 3-0 (Semyon Varlamov – 37 saves)

## 2016-17 (3)

10/28/16 @ Columbus, 4-0 (Sergei Bobrovsky – 35 saves)  
 11/12/16 @ Nashville, 5-0 (Pekka Rinne – 27 saves)  
 1/25/17 @ Edmonton, 4-0 (Cam Talbot – 26 saves)

## 2017-18 (2)

10/09/17 vs. Calgary, 2-0 (Mike Smith – 43 saves)  
 2/24/18 @ Arizona, 2-0 (Antti Raanta – 26 saves)

## 2018-19 (9)

11/14/18 @ Vegas, 5-0 (Marc-Andre Fleury – 29 saves)  
 12/22/18 @ Buffalo, 3-0 (Linus Ullmark – 40 saves)  
 1/6/19 vs. Edmonton, 4-0 (Cam Talbot – 39 saves)  
 1/20/19 @ NY Islanders, 3-0 (Robin Lehner – 19 saves)  
 2/7/19 @ Ottawa, 4-0 (Anders Nilsson – 45 saves)  
 2/15/19 vs. Boston, 3-0 (Jaroslav Halak – 30 saves)  
 2/25/19 @ Vancouver, 4-0 (Jacob Markstrom – 29 saves)  
 3/1/19 vs. Vegas, 3-0 (Marc-Andre Fleury – 34 saves)  
 3/20/19 vs. Winnipeg, 3-0 (Connor Hellebuyck – 29 saves)

## 2019-20 (5)

11/29/19 vs. Winnipeg, 3-0 (Connor Hellebuyck – 24 saves)  
 1/9/20 vs. Dallas, 3-0 (Ben Bishop – 27 saves)  
 2/3/20 vs. Calgary, 6-0 (Cam Talbot – 44 saves)  
 2/21/20 vs. Colorado, 1-0 (Pavel Francouz – 26 saves)  
 3/1/20 vs. New Jersey, 3-0 (Cory Schneider – 34 saves)

## 2020-21 (3)

3/12/21 vs. San Jose, 6-0 (Devan Dubnyk – 34 saves)  
 4/9/21 vs. Colorado, 2-0 (Jonas Johansson – 28 saves)  
 4/16/21 vs. Vegas, 4-0 (Robin Lehner – 16 saves)

## 2021-22 (5)

12/11/21 @ Pittsburgh, 1-0 (Case DeSmith – 33 saves)  
 1/15/22 @ Chicago, 3-0 (Marc-Andre Fleury – 37 saves)  
 1/19/22 vs. Colorado, 2-0 (Pavel Francouz – 34 saves)  
 2/27/22 vs. NY Islanders, 4-0 (Ilya Sorokin – 34 saves)  
 3/18/22 vs. Florida, 3-0 (Spencer Knight – 17 saves)

## 2022-23 (1)

10/28/22 @ Vegas, 4-0 (Logan Thompson – 29 saves)  
 12/1/22 @ Dallas, 5-0 (Jake Oettinger – 31 saves)  
 12/2/22 @ OTT, 3-0 (Cam Talbot – 32 saves)  
 12/13/22 @ Toronto, 7-0 (Ilya Samsonov – 28 saves)  
 4/1/23 @ Edmonton, 6-0 (Jack Campbell – 36 saves)

\* Game Played at Dodger Stadium ^ Club record

# ALL-TIME TOP GAMES

## FIVE-OR-MORE POINTS

Player	Date	Opponent	Goals	Assists	Points	+/-
Ryan Getzlaf	11/24/15	vs. Calgary	0	5	5	+3
Teemu Selanne	3/28/11	vs. Colorado	3	2	5	+2
Corey Perry	12/12/10	vs. Minnesota	3	2	5	+4
Jason Blake	3/31/10	@ Colorado	1	4	5	+4
Corey Perry	10/31/08	vs. Vancouver	1	4	5	+0
Ryan Getzlaf	10/29/08	vs. Detroit	0	5	5	+1
Teemu Selanne	2/24/08	vs. Chicago	3	2	5	+3
Teemu Selanne	11/19/06	vs. Phoenix	0	5	5	+2
Paul Kariya	12/18/02	vs. St. Louis	2	3	5	+2
Teemu Selanne	2/19/01	vs. Calgary	2	3	5	+3
Paul Kariya	2/16/00	vs. Calgary	1	4	5	+2
Teemu Selanne	1/1/99	@ Buffalo	3	2	5	+4
Paul Kariya	1/21/98	vs. Florida	3	2	5	+5
Dmitri Mironov	12/12/97	vs. Washington	0	5	5	+5
Paul Kariya	12/20/96	vs. Calgary	2	3	5	+5
Teemu Selanne	10/10/96	@ Colorado	2	3	5	+3

## THREE-OR-MORE GOALS

Player	Date	Opponent	Goals
Frank Vatrano	1/26/23	@ Colorado	3
Troy Terry	1/4/22	vs. Philadelphia	3
Isac Lundestrom	3/1/21	vs. St. Louis	3
Nicolas Deslauriers	3/10/20	vs. Ottawa	3
Derek Grant	11/16/19	@ St. Louis	3
Rickard Rakell	3/30/19	@ Edmonton	3
Sam Steel	3/26/19	@ Vancouver	3
Ondrej Kase	12/12/18	vs. Dallas	3
Cam Fowler	11/4/18	vs. Columbus	3
Rickard Rakell	2/25/18	vs. Edmonton	3
Hampus Lindholm	12/21/17	@ NY Islanders	3
Ryan Kesler	1/1/17	vs. Philadelphia	3
Jakob Silfverberg	3/14/16	vs. New Jersey	3
Corey Perry	2/28/16	vs. Los Angeles	3
Corey Perry	1/14/15	vs. Toronto	3
Corey Perry	10/22/14	vs. Buffalo	3
Corey Perry	10/9/14	@ Pittsburgh	3
Ryan Getzlaf	12/21/13	@ NY Islanders	3
Ryan Getzlaf	11/8/13	vs. Buffalo	3
Andrew Cogliano	3/2/13	@ Phoenix	3
Kyle Palmieri	2/27/13	vs. Nashville	3
Nick Bonino	2/2/13	vs. Los Angeles	3
Corey Perry	2/12/12	@ Columbus	3
Andrew Cogliano	1/31/12	@ Phoenix	3
Saku Koivu	1/10/12	vs. Dallas	3
Corey Perry	1/8/12	vs. Columbus	3
Corey Perry	4/6/11	vs. San Jose	3
Teemu Selanne	3/28/11	vs. Colorado	3
Lubomir Visnovsky	3/4/11	vs. Dallas	3
Corey Perry	2/5/11	@ Colorado	3
Bobby Ryan	1/12/11	vs. St. Louis	3
Corey Perry	12/12/10	vs. Minnesota	3
Bobby Ryan	11/27/10	@ Phoenix	3
Bobby Ryan	1/8/09	@ Los Angeles	3
Teemu Selanne	10/29/08	vs. Detroit	3
Teemu Selanne	2/24/08	vs. Chicago	3
Teemu Selanne	1/11/07	@ Dallas	3
Chris Kunitz	11/19/06	vs. Phoenix	3
Jonathan Hedstrom	1/9/06	vs. Los Angeles	3
Vaclav Prospal	1/23/04	vs. Minnesota	3
Paul Kariya	10/31/02	@ Boston	3
Paul Kariya	2/6/02	vs. Philadelphia	3
Paul Kariya	1/14/02	vs. Nashville	3
Paul Kariya	3/29/01	@ San Jose	3
Paul Kariya	2/19/01	vs. Calgary	3
Teemu Selanne	2/1/01	@ Phoenix	3
Marty McNis	10/23/00	vs. Los Angeles	3
Teemu Selanne	11/26/99	@ Dallas	3
Teemu Selanne	1/1/99	@ Buffalo	3
Teemu Selanne	3/22/98	@ Ottawa	3
Paul Kariya	1/21/98	vs. Florida	3
Teemu Selanne	11/10/97	vs. San Jose	3
Teemu Selanne	10/26/97	@ N.Y. Rangers	3
Paul Kariya	1/23/97	@ Phoenix	3
Paul Kariya	1/10/97	vs. Buffalo	3
Teemu Selanne	11/1/96	vs. San Jose	3
Garry Valk	3/22/96	@ St. Louis	3
Teemu Selanne	3/17/96	vs. St. Louis	3
Teemu Selanne	2/25/96	vs. San Jose	3
Terry Yake	10/19/93	@ N.Y. Rangers	3

## FOUR-OR-MORE ASSISTS

Player	Date	Opponent	Assists
Ryan Getzlaf	11/24/15	vs. Calgary	5
Ryan Getzlaf	10/29/08	vs. Detroit	5
Teemu Selanne	11/19/06	vs. Phoenix	5
Dmitri Mironov	12/12/97	vs. Washington	5
Corey Perry	2/5/18	@ Toronto	4
Ryan Getzlaf	12/21/17	@ NY Islanders	4
Ryan Getzlaf	3/26/17	vs. NY Rangers	4
F. Beaudemin	2/24/13	@ Colorado	4
Ryan Getzlaf	1/13/12	@ Edmonton	4
Ryan Getzlaf	4/6/11	vs. San Jose	4
Ryan Getzlaf	11/27/10	@ Phoenix	4
Jason Blake	3/31/10	@ Colorado	4
Ryan Getzlaf	4/4/09	@ Vancouver	4
Corey Perry	10/31/08	vs. Vancouver	4
Andy McDonald	1/11/07	@ Dallas	4
Ryan Getzlaf	3/24/06	vs. Nashville	4
Rob Niedermayer	3/21/04	vs. Detroit	4
Niclas Havelid	1/23/04	vs. Minnesota	4
Matt Cullen	12/15/02	vs. Pittsburgh	4
Paul Kariya	2/16/00	vs. Calgary	4
Fredrik Olausson	1/1/99	@ Buffalo	4
Paul Kariya	12/16/98	vs. Nashville	4
Teemu Selanne	12/1/98	@ Pittsburgh	4
Shaun Van Allen	3/9/95	vs. Detroit	4

# ALL-TIME TOP GAMES



## 45-OR-MORE SAVES

Goaltender	Date	Opponent	Saves	Shots Faced	Final Score
John Gibson	2/10/23	Pittsburgh	53	59	6-3 loss
John Gibson	4/12/22	@ Florida	52	55	3-2 loss (OT)
John Gibson	2/25/23	@ Carolina	51	53	3-2 win
John Gibson	2/20/23	@ Florida	51	55	4-3 loss (OT)
John Gibson	1/1/17	vs. Philadelphia	51	54	4-3 win (SO)
Jonas Hiller	12/19/08	@ Edmonton	51	53	3-2 win (SO)
J.S. Giguere	3/21/04	vs. Detroit	51	57	8-6 win
Mikhail Shtalenkov	3/22/98	@ Ottawa	51	53	5-2 win
John Gibson	11/19/17	vs. Florida	50	52	3-2 win
John Gibson	12/28/22	vs. Vegas	49	51	3-2 win (SO)
John Gibson	10/20/17	vs. Montreal	49	51	6-2 win
Frederik Andersen	3/2/14	vs. Carolina	49	52	5-3 win
Jonas Hiller	12/3/13	vs. Los Angeles	49	51	3-2 loss (SO)
Jonas Hiller	4/8/10	@ Dallas	49	51	3-2 loss (SO)
Anthony Stolarz	11/5/22	@ San Jose	48	52	5-4 win (SO)
John Gibson	4/16/21	vs. Vegas	47	51	4-0 loss
J.S. Giguere	10/25/08	@ Montreal	47	51	6-4 win
Guy Hebert	2/1/98	vs. Chicago	47	50	4-3 win (OT)
Lukas Dostal	12/17/22	@ Edmonton	46	49	4-3 win
Anthony Stolarz	4/12/21	@ San Jose	46	46	4-0 win
Ryan Miller	2/1/20	@ Los Angeles	46	47	3-1 win
Jonas Hiller	2/3/10	vs. Detroit	46	47	3-1 win
Ron Tugnutt	11/21/93	@ Edmonton	46	48	4-2 win
John Gibson	12/3/22	@ Minnesota	45	49	5-4 loss (SO)
John Gibson	10/28/18	vs. San Jose	45	49	4-3 loss (OT)
John Gibson	11/22/17	vs. Vegas	45	49	4-2 loss
Jonas Hiller	12/20/10	@ Boston	45	45	3-0 win
Jonas Hiller	10/9/10	@ Nashville	45	49	4-1 loss
Guy Hebert	2/3/00	@ Philadelphia	45	48	3-3 tie (OT)
Dominic Roussel	12/22/98	@ Colorado	45	45	1-0 win
Guy Hebert	12/27/96	@ N.Y. Rangers	45	48	3-2 loss

## ALL-TIME TOP INDIVIDUAL SCORING STREAKS BY DUCKS

### POINT STREAKS

C. Perry – 19 gms. (10/21/09-12/1/09), 10-16=26 pts.  
 T. Selanne – 17 gms. (2/3/99-3/10/99), 15-14=29 pts.  
 R. Getzlaf – 15 gms. (12/22/07-1/23/08), 6-16=22 pts.  
 T. Selanne – 15 gms. (2/10/96-3/17/96), 12-12=24 pts.  
 R. Getzlaf\* – 14 gms. (11/15/13-12/15/13), 6-11=17 pts.  
 T. Selanne – 13 gms. (1/21/00-2/18/00), 8-14=22 pts.  
 P. Kariya – 12 gms. (3/19/97-4/11/97), 10-9=19 pts.  
 T. Selanne – 12 gms. (12/30/96-1/27/97), 9-10=19 pts./  
 R. Getzlaf – 11 gms. (2/8/16-2/28/16), 5-12=17 pts.  
 R. Getzlaf – 11 gms. (10/21/09-11/14/09), 2-17=19 pts.  
 A. McDonald – 11 gms. (1/23/06-2/12/06), 5-13=18 pts.  
 P. Kariya – 11 gms. (11/6/98-11/27/98), 7-9=16 pts.  
 T. Selanne – 11 gms. (10/21/97-11/10/97), 17-2=19 pts.

### GOAL STREAKS

T. Selanne – 11 gms. (10/21/98-11/10/98), 17 goals  
 T. Selanne – 8 gms. (2/17/99-3/5/99), 10 goals  
 C. Perry – 7 gms. (11/29/13-12/11/13), 8 goals  
 R. Rakeell – 6 gms. (12/21/17-1/2/18), 7 goals  
 P. Kariya – 6 gms. (1/19/00-1/31/00), 10 goals  
 R. Rakeell – 5 gms (2/25/18-3/8/18), 8 goals  
 C. Perry – 5 gms. (3/19/11-3/26/11), 8 goals  
 B. Ryan – 5 gms. (1/17/09-1/28/09), 5 goals  
 T. Selanne – 6 gms. (11/22/05-11/30/05) 5 goals  
 T. Selanne – 5 gms. (1/21/00-1/31/00), 6 goals  
 F. Olausson – 5 gms. (1/8/99-1/18/99), 5 goals  
 T. Selanne – 5 gms. (1/3/97-1/12/97), 5 goals  
 M. Sillinger – 5 gms. (11/3/95-11/11/95), 5 goals

### ASSIST STREAKS

C. Perry – 10 gms. (11/13/09-12/1/09), 11 asst.  
 R. Getzlaf – 10 gms. (10/24/09-11/14/09), 17 asst.  
 R. Getzlaf – 8 gms. (10/25/08-11/7/08), 12 asst.  
 S. Niedermayer – 8 gms. (12/26/06-1/11/07), 10 asst.  
 R. Getzlaf – 7 gms. (11/16/19-11/30/19), 9 asst.  
 R. Getzlaf – 7 gms. (2/8/16-2/18/16), 9 asst.  
 C. Perry – 7 gms. (10/21/08-11/2/08), 11 asst.  
 R. Getzlaf – 7 gms. (2/8/16-2/18/06), 9 asst.  
 F. Beaudoin – 7 gms. (1/26/06-2/8/06), 8 asst.  
 T. Selanne – 7 gms. (3/26/99-4/7/99), 9 asst.  
 P. Kariya – 7 gms. (12/6/98-12/21/98), 11 asst.  
 G. Valk – 7 gms. (11/9/93-11/22/93), 7 asst.  
 R. Getzlaf – 6 gms. (11/16/11-11/30/11), 9 asst.  
 C. Pronger – 6 gms. (11/26/06-12/26/06), 10 asst.

\*Unofficial 16 gms. (missed two games due to injury)

# DUCKS ALL-TIME LEADERS

## POINTS

	G	A	PTS
Ryan Getzlaf	282	737	1019
Teemu Selanne	457	531	988
Corey Perry	372	404	776
Paul Kariya	300	369	669
Steve Rucchin	153	279	432
<b>Cam Fowler</b>	<b>81</b>	<b>285</b>	<b>366</b>
Rickard Rakell	154	185	339
<b>Jakob Silfverberg</b>	<b>141</b>	<b>168</b>	<b>309</b>
Bobby Ryan	147	142	289
Scott Niedermayer	60	204	264

## GOALS

Teemu Selanne	457
Corey Perry	372
Paul Kariya	300
Ryan Getzlaf	282
Rickard Rakell	154
Steve Rucchin	153
Bobby Ryan	147
<b>Jakob Silfverberg</b>	<b>141</b>
Andrew Cogliano	102
<b>Adam Henrique</b>	<b>95</b>

## ASSISTS

Ryan Getzlaf	737
Teemu Selanne	531
Corey Perry	404
Paul Kariya	369
Cam Fowler	285
Steve Rucchin	279
Scott Niedermayer	204
Rickard Rakell	185
Jakob Silfverberg	168
Andy McDonald	167

## GAMES PLAYED

Ryan Getzlaf	1,157
Corey Perry	988
Teemu Selanne	966
<b>Cam Fowler</b>	<b>811</b>
Steve Rucchin	616
<b>Jakob Silfverberg</b>	<b>610</b>
Paul Kariya	606
Ruslan Salei	594
Francois Beauchemin	592
Andrew Cogliano	584

## PLUS-MINUS

Teemu Selanne	+120
Ryan Getzlaf	+102
Corey Perry	+76
Hampus Lindholm	+74

Andrew Cogliano	+61
Chris Kunitz	+60
Francois Beauchemin	+59
Paul Kariya	+52
Bobby Ryan	+49
Josh Manson	+39

## PIM

Corey Perry	1,110
Ryan Getzlaf	960
George Parros	812
David Karpa	788
Ryan Marshall	740
Ruslan Salei	735
Todd Ewan	650
Shu Grimson	583
Teemu Selanne	471
Josh Manson	431

## POWER PLAY GOALS

Teemu Selanne	182
Paul Kariya	107
Corey Perry	103
Ryan Getzlaf	86
Steve Rucchin	58
Scott Niedermayer	39
Bobby Ryan	36
Rickard Rakell	33
<b>Cam Fowler</b>	<b>32</b>
Andy McDonald	28

## POWER PLAY POINTS

	G	A	PTS
Teemu Selanne	182	228	410
Ryan Getzlaf	86	255	341
Paul Kariya	107	156	263
Corey Perry	103	140	243
Scott Niedermayer	39	106	145
<b>Cam Fowler</b>	<b>32</b>	<b>110</b>	<b>142</b>
Steve Rucchin	58	84	142
Andy McDonald	28	67	95
Chris Pronger	20	74	94
Fredrik Olsson	22	66	88

## SHORTHANDED GOALS

Andrew Cogliano	16
Paul Kariya	16
<b>Jakob Silfverberg</b>	<b>10</b>
Samuel Pahlsson	9
Ryan Getzlaf	8
Todd Marchant	8
Corey Perry	6
Steve Rucchin	6

Joe Sacco	6
Derek Grant	5

## SHORTHANDED POINTS

	G	A	PTS
Andrew Cogliano	16	5	21
Paul Kariya	16	5	21
<b>Jakob Silfverberg</b>	<b>10</b>	<b>5</b>	<b>15</b>
Steve Rucchin	6	9	15
Ryan Getzlaf	8	6	14
Samuel Pahlsson	9	4	13
Todd Marchant	8	3	11
Corey Perry	6	4	10
<b>Derek Grant</b>	<b>5</b>	<b>4</b>	<b>9</b>
Joe Sacco	6	3	9

## GAME-WINNING GOALS

Teemu Selanne	77
Corey Perry	64
Ryan Getzlaf	57
Paul Kariya	44
Rickard Rakell	27
Steve Rucchin	23
Cam Fowler	17
Jakob Silfverberg	17
Andrew Cogliano	17
Chris Kunitz	15
Bobby Ryan	15
Andy McDonald	15

## SHOTS

Teemu Selanne	2,964
Corey Perry	2,870
Ryan Getzlaf	2,559
Paul Kariya	2,455
Jakob Silfverberg	1,466
Rickard Rakell	1,366
Cam Fowler	1,308
Steve Rucchin	1,150
Bobby Ryan	1,044
Andrew Cogliano	1,033

## OVERTIME GOALS

Ryan Getzlaf	11
Rickard Rakell	7
Corey Perry	6
Teemu Selanne	6
Scott Niedermayer	6
<b>Cam Fowler</b>	<b>4</b>
Niclas Havelid	4
<b>Adam Henrique</b>	<b>3</b>
Oleg Tverdovsky	3
Paul Kariya	3
Saku Koivu	3

## GOALIE STATS

### GAMES PLAYED

Jean-Sebastien Giguere	447
Guy Hebert	441
Jonas Hiller	326
<b>John Gibson</b>	<b>378</b>
Frederik Andersen	125
Mikhail Shtalenkov	122
Ryan Miller	87
Ilya Bryzgalov	77
Martin Gerber	54
Dominic Roussel	51

### GOALS-AGAINST AVERAGE\*

	GP	GAA
Jean-Sebastien Giguere	447	2.47
Jonas Hiller	326	2.51
<b>John Gibson</b>	<b>378</b>	<b>2.67</b>
Guy Hebert	441	2.75

### SAVE PERCENTAGE\*

	GP	SV%
Jonas Hiller	326	91.6
<b>John Gibson</b>	<b>378</b>	<b>91.5</b>
Jean-Sebastien Giguere	447	91.4
Guy Hebert	441	91.1

### WINS

Jean-Sebastien Giguere	206
Guy Hebert	173
<b>John Gibson</b>	<b>166</b>
Jonas Hiller	162
Frederik Andersen	77
Mikhail Shtalenkov	34
Ryan Miller	33
Ilya Bryzgalov	27
Jonathan Bernier	21

Viktor Fasth	17
Martin Gerber	17

### LOSSES

Guy Hebert	202
Jean-Sebastien Giguere	163
<b>John Gibson</b>	<b>148</b>
Jonas Hiller	110
Mikhail Shtalenkov	53
Ilya Bryzgalov	27
Ryan Miller	27
Frederik Andersen	26
Martin Gerber	23
Steve Shields	20

### STARTS

Jean-Sebastien Giguere	429
Guy Hebert	426
<b>John Gibson</b>	<b>370</b>
Jonas Hiller	308
Frederik Andersen	114
Mikhail Shtalenkov	98
Ryan Miller	71
Ilya Bryzgalov	64
Martin Gerber	47
Dominic Roussel	37

### MINUTES

Jean-Sebastien Giguere	25,646
Guy Hebert	25,205
<b>John Gibson</b>	<b>21,675</b>
Jonas Hiller	18,378
Frederik Andersen	6,973
Mikhail Shtalenkov	6,117
Ryan Miller	4,571
Ilya Bryzgalov	3,953
Martin Gerber	2,902

Dominic Roussel	2,525
-----------------	-------

### SAVES

Guy Hebert	11,813
Jean-Sebastien Giguere	11,290
<b>John Gibson</b>	<b>10,319</b>
Jonas Hiller	8,424
Frederik Andersen	3,034
Mikhail Shtalenkov	2,777
Ryan Miller	2,215
Ilya Bryzgalov	1,626
Martin Gerber	1,230
Dominic Roussel	1,098

### SHOTS AGAINST

Guy Hebert	12,968
Jean-Sebastien Giguere	12,347
<b>John Gibson</b>	<b>11,283</b>
Jonas Hiller	9,192
Frederik Andersen	3,305
Mikhail Shtalenkov	3,097
Ryan Miller	2,434
Ilya Bryzgalov	1,799
Martin Gerber	1,333
Dominic Roussel	1,218

### SHUTOUTS

Jean-Sebastien Giguere	32
Guy Hebert	27
<b>John Gibson</b>	<b>23</b>
Jonas Hiller	21
Frederik Andersen	6
Ryan Miller	5
<b>Anthony Stolarz</b>	<b>4</b>
Viktor Fasth	4
Martin Gerber	3
Mikhail Shtalenkov	3

# DUCKS HONOR ROLL



## ALL-STAR GAME

Alexei Kasatonov - 1994 (New York)  
Paul Kariya - 1996 (Boston)  
Guy Hebert - 1997 (San Jose)  
Paul Kariya - 1997 (San Jose)\*  
Teemu Selanne - 1997 (San Jose)  
Dmitri Mironov - 1998 (Vancouver)  
Teemu Selanne - 1998 (Vancouver)\*  
Paul Kariya - 1999 (Tampa Bay)\*  
Teemu Selanne - 1999 (Tampa Bay)\*  
Paul Kariya - 2000 (Toronto)\*  
Teemu Selanne - 2000 (Toronto)\*  
Paul Kariya - 2001 (Colorado)\*  
Paul Kariya - 2002 (Los Angeles)  
Paul Kariya - 2003 (Florida)  
Andy McDonald - 2007 (Dallas)  
Scott Niedermayer (did not play) - 2007 (Dallas)\*  
Teemu Selanne - 2007 (Dallas)  
Ryan Getzlaf - 2008 (Atlanta)  
Scott Niedermayer - 2008 (Atlanta)  
Corey Perry - 2008 (Atlanta)  
Chris Pronger - 2008 (Atlanta)  
Ryan Getzlaf - 2009 (Montreal)\*  
J.S. Giguere - 2009 (Montreal)\*  
Scott Niedermayer - 2009 (Montreal)\*  
Corey Perry - 2011 (Carolina)  
Jonas Hiller - 2011 (Carolina)  
Corey Perry - 2012 (Ottawa)  
Ryan Getzlaf - 2015 (Columbus)  
Corey Perry - 2016 (Nashville)  
John Gibson - 2016 (Nashville)  
Ryan Kesler - 2017 (Los Angeles)  
Cam Fowler - 2017 (Los Angeles)  
Rickard Rakell - 2018 (Tampa Bay)  
John Gibson - 2019 (San Jose)  
John Gibson - 2022 (Vegas)  
Troy Terry - 2022 (Vegas)  
Troy Terry - 2023 (Florida)  
\*Voted in as starter

## ALL-STAR GAME MVP

Teemu Selanne - 1998 (Vancouver)

## FIRST TEAM NHL ALL-STAR

Paul Kariya - 1996  
Teemu Selanne - 1996  
Paul Kariya - 1997  
Paul Kariya - 1999  
Scott Niedermayer - 2006  
Scott Niedermayer - 2007  
Corey Perry - 2011  
Corey Perry - 2014

## SECOND TEAM NHL ALL-STAR

Teemu Selanne - 1998  
Teemu Selanne - 1999  
Paul Kariya - 2000  
Paul Kariya - 2003  
Chris Pronger - 2007  
Lubomir Visnovsky - 2011  
Francois Beauchemin - 2013  
Ryan Getzlaf - 2014

## NHL ALL-ROOKIE TEAM

Paul Kariya - 1995  
Bobby Ryan - 2009  
Frederik Andersen - 2014  
Hampus Lindholm - 2014  
John Gibson - 2016  
Trevor Zegras - 2022

## HART MEMORIAL TROPHY

Corey Perry - 2011

## LADY BYNG MEMORIAL TROPHY

Paul Kariya - 1996  
Paul Kariya - 1997

## MAURICE "ROCKET" RICHARD TROPHY

Teemu Selanne - 1999  
Corey Perry - 2011

## BILL MASTERTON MEMORIAL TROPHY

Teemu Selanne - 2006

## WILLIAM JENNINGS TROPHY

John Gibson & Frederik Andersen - 2016

## CONN SMYTHE TROPHY

J.S. Giguere - 2003  
Scott Niedermayer - 2007

## GENERAL MANAGER OF THE YEAR AWARD

Bob Murray - 2014

## NHL PLAYER OF THE MONTH

Paul Kariya - April, 1996  
Paul Kariya - January, 1998  
Teemu Selanne - February, 1999  
Teemu Selanne - November, 2006  
Corey Perry - March, 2011  
Corey Perry - October, 2014  
Ryan Getzlaf - December, 2014  
Ryan Getzlaf - February, 2016

## NHL ROOKIE OF THE MONTH

Bobby Ryan - January, 2009  
John Gibson - December, 2015  
Trevor Zegras - December 2021

## NHL PLAYER OF THE WEEK

Guy Hebert - March 25, 1996  
Paul Kariya - April 8, 1996  
Teemu Selanne - October 27, 1997  
Teemu Selanne - January 19, 1998  
Paul Kariya - January 26, 1998  
Teemu Selanne - February 29, 1999  
J.S. Giguere - December 15, 2002  
Teemu Selanne - March 26, 2006  
Ryan Getzlaf - January 20, 2007  
Teemu Selanne - February 24, 2008  
Ryan Getzlaf/Corey Perry/Teemu Selanne - November 3, 2008  
Corey Perry - April 4, 2011  
Jonas Hiller - February 20, 2012  
John Gibson - December 7, 2015

# RETIRED NUMBERS



## TEEMU SELANNE

**BORN:** JULY 3, 1970, HELSINKI, FINLAND

**SEASONS WITH ANAHEIM:** 1995-2001 & 2005-2014

**HOCKEY HALL OF FAME INDUCTION:** NOV. 13, 2017

**HONORED BY DUCKS:** JAN. 11, 2015

Teemu Selanne finished his Ducks career as the franchise's all-time leader in almost every offensive category, including goals (457), assists (531), points (988), plus/minus (+120), games (966), power-play goals (182), game-winning goals (77), overtime goals (6) and shots (2,964). He is also the club playoff leader in goals (35), power-play goals (15), game-winning goals (8), shots (274) and games (96).

Selanne helped lead Anaheim to California's first Stanley Cup championship in 2007, was named the inaugural Maurice "Rocket" Richard Trophy winner in 1998-99 and won the Bill Masterton Memorial Trophy Winner in 2005-06, all as a member of the Ducks.

Selanne ranks in the top-15 among all-time NHL leaders in goals (11th with 684), points (15th with 1,457), power-play goals (third with 255), and game-winning goals (tied for third with 110). In 22 NHL seasons, Selanne recorded 22 regular season hat tricks (13 with Anaheim, plus one playoff hat trick with Winnipeg). As a member of the Jets, he won the 1992-93 Calder Memorial Trophy after breaking the single-season rookie record for goals with 76, shattering Mike Bossy's previous record of 53. A 10-time NHL All-Star, Selanne was also a two-time First Team All-Star, a two-time Second Team All-Star (1997-98, 1998-99) and also named to the 1992-93 NHL All-Rookie Team.

Selanne was a six-time Olympian for Finland, tying the record for the most appearances by a men's hockey player. He won a medal in four of his six trips to the Olympic Winter Games, matching the all-time Olympic record. Named the 2014 Olympic MVP, a 2014 and 2006 Olympic All-Star, and the Best Forward at the 2006 Olympic Games, Selanne holds the record for the most points by an Olympian in men's hockey with 24-19=43 points.



# RETIRED NUMBERS



## PAUL KARIYA

**BORN:** OCTOBER 16, 1974, VANCOUVER, BRITISH COLUMBIA

**SEASONS WITH ANAHEIM:** 1994-2003

**HOCKEY HALL OF FAME INDUCTION:** NOV. 13, 2017


**HONORED BY DUCKS:** OCT. 21, 2018

Paul Kariya was Anaheim's first-ever selection (fourth overall) in the 1993 NHL Draft. He scored 300-369=669 points with a +52 rating and 213 PIM in 606 career games with the Mighty Ducks. Among franchise leaders, Kariya leads in points-per-game (1.10), co-leads in shorthanded goals (16), ranks second in power play goals (107), third in goals, and fourth in scoring and assists.

The club's captain from 1996-2003 and a two-time Lady Byng Memorial Trophy winner in 1996 and 1997, he went on to lead Anaheim to Game 7 of the 2003 Stanley Cup Final against New Jersey, recorded 100-point seasons in 1995-96 and 1998-98 and recorded the first 50-goal season in club history in 1995-96. Kariya led in Anaheim in numerous offensive categories in his nine season, including scoring (six times), power-play goals (six times), goals (five times) and assists (four times).

Over a 15-year NHL career, Kariya collected 402-587=989 points with a +31 rating and 399 PIM in 989 games with Anaheim, Colorado, Nashville and St. Louis. Kariya was named to the NHL's First All-Star Team three times (1996, 1997, 1999) and Second All-Star Team two times (2000, 2003), while also earning a spot on the NHL's All-Rookie Team in 1995. At the international level, Kariya represented Canada at the Olympic Winter Games in 2002 (gold) and 1994 (silver), World Championships in 1996 (silver) and 1994 (gold) and World Junior Championship in 1993 (gold).

# RETIRED NUMBERS



NIEDERMAYER

27

## SCOTT NIEDERMAYER

**BORN:** AUGUST 31, 1973, EDMONTON, ALBERTA

**SEASONS WITH ANAHEIM:** 2005-2010

**HOCKEY HALL OF FAME INDUCTION:** NOV. 11, 2013

**HONORED BY DUCKS:** FEB. 17, 2019

Scott Niedermayer spent five seasons with the Ducks from 2005-10, and was the captain of the Stanley Cup championship team in 2007 when he won the Conn Smythe Trophy as playoff MVP. He scored 60-204=264 points in 371 regular-season games with Anaheim, most among Ducks defensemen all-time, and had 34 points (eight goals, 26 assists) in 56 playoff games. In 2006-07, he set the Ducks franchise record for most points (69) and assists (54) by a defenseman.

In 18 seasons with Anaheim and New Jersey, Niedermayer scored 172-568=740 points in 1,263 NHL games. He is a four-time Stanley Cup champion, winning one Cup with Anaheim (2007) and three with New Jersey (1995, 2000 & 2003). He is the 2004 James Norris Memorial Trophy winner, a three-time First Team All-Star (2004, 2006, 2007), six-time NHL All-Star (1998, 2001, 2004, 2007, 2008, 2009), and 1993 NHL All-Rookie Team member. His 13 regular-season overtime goals are the most by a defenseman in NHL history.

The first player in hockey history to have won a Stanley Cup, Olympic gold medal, World Championship, World Cup, Memorial Cup and World Junior Championship, Niedermayer is also the only player in hockey history to win four Stanley Cups and two Olympic gold medals.

Niedermayer helped lead Canada to gold medals at the 2002 and 2010 Olympic Winter Games, serving as captain in 2010. He won a 2004 World Championship, 2004 World Cup title and 1991 World Junior Championship. He also won the 1992 Memorial Cup with Kamloops (WHL) and was named Memorial Cup MVP.

Niedermayer, who had his No. 27 retired by the New Jersey Devils on Dec. 16, 2011, became the eighth player in NHL history to have his number retired by two NHL teams.

# 2007 CHAMPIONS



Henry & Susan Samuelli, Michael Schulman, Brian Burke, Tim Ryan, Bob Wagner, Bob Murray, David McNab, Al Coates, Randy Carlyle, Dave Farrish, Newell Brown, Francois Allaire, Sean Skahan, Joe Trotta, Tim Clark, Mark O'Neill, John Allway, James Partida, Rick Paterson, Alain Chainey

Scott Niedermayer (Captain), Rob Niedermayer, Chris Pronger, Teemu Selanne, Sean O'Donnell, Brad May, Todd Marchant, J.S. Giguere, Andy McDonald, Samuel Pahlsson, Shawn Thornton, Ric Jackman, Joe DiPenta, Kent Huskins, Chris Kunitz, George Parros, Joe Motzko, Ilya Bryzgalov, Francois Beauchemin, Travis Moen, Ryan Carter, Drew Miller, Ryan Shannon, Dustin Penner, Ryan Getzlaf, Corey Perry

By securing their first Stanley Cup championship in franchise history on June 6, 2007, the Anaheim Ducks also became the first team from California to win the Stanley Cup. Their appearance in the Final marked just the fifth time since 1926 that a West Coast team competed for the Stanley Cup (also Vancouver (1982 & 1994), Los Angeles (1993) & Anaheim (2003)). The Ducks were the first West Coast team to win the Stanley Cup since the 1925 Victoria Cougars and the first U.S. team to win it since the 1917 Seattle Metropolitans.

The Anaheim Ducks secured the Stanley Cup in just 21 games, posting a 16-5 record. With the 1992 Pittsburgh Penguins, the Ducks were the 5th (tied) fastest run to winning the Stanley Cup in NHL history since the best-of-seven series was implemented in 1987.

The Ducks posted a 12-2 record in games decided by one goal...the club tied the NHL playoff record for the most one-goal victories in one postseason. The 2003 Mighty Ducks of Anaheim had 12 one-goal victories during their Stanley Cup Final run and the 1993 Montreal Canadiens also accomplished this feat as they went on to win the Stanley Cup...in addition, the Ducks were tied for second in lead-changing, game-winning goals that occurred in the third period or overtime.

The 2007 Champions had the largest contingency of players (11) in their first or second NHL year on one Stanley Cup roster. The 1986 Montreal Canadiens are the only team that comes close to the Ducks number of first or second year players on a Stanley Cup winning roster with 10. Below is a list of Ducks that were in their first or second NHL season that played in at least one game with the club during their playoff run: Ilya Bryzgalov, Francois Beauchemin, Ryan Carter, Ryan Getzlaf, Kent Huskins, Chris Kunitz, Drew Miller, Dustin Penner, Corey Perry, Aaron Rome and Ryan Shannon.

## SERIES WINS

**First Round**  
Minnesota (4-1)

**Second Round**  
Vancouver (4-1)

**Western Conference Final**  
Detroit (4-2)


**Stanley Cup Final**  
Ottawa (4-1)

# ACCOLADES

## WESTERN CONFERENCE CHAMPIONS



2006-07



2002-03

## PACIFIC DIVISION CHAMPIONS



2006-07, 2012-13, 2013-14, 2014-15, 2015-16, 2016-17

## HOCKEY HALL OF FAME PLAYERS

PLAYER	POSITION	YEAR INDUCTED	SEASONS WITH DUCKS
Teemu Selanne	Right Wing	2017	1996-01, 2005-14
Paul Kariya	Left Wing	2017	1994-03
Chris Pronger	Defenseman	2015	2006-09
Scott Niedermayer	Defenseman	2013	2005-10
Sergei Fedorov	Center	2015	2003-05
Adam Oates	Center	2012	2002-03

## DUCKS PLAYERS TO APPEAR AT THE WINTER OLYMPIC GAMES

YEAR	POS.	PLAYER	COUNTRY	FINISH
2022	C	Mason McTavish	Canada	6th
2018	RW	Troy Terry	USA	7th
2014	C	Ryan Getzlaf	Canada	Gold
	RW	Corey Perry	Canada	Gold
2010	RW	*Teemu Selanne	Finland	Bronze
	RW	Jakob Silfverberg	Sweden	Silver
	D	Sami Vatanen	Finland	Bronze
	C	Ryan Getzlaf	Canada	Gold
	G	Jonas Hiller	Switzerland	8th
	C	Saku Koivu	Finland	Bronze
	D	Scott Niedermayer	Canada	Gold
	RW	Corey Perry	Canada	Gold
	RW	Bobby Ryan	USA	Silver
	D	Luca Sbisa	Switzerland	8th
2006	RW	Teemu Selanne	Finland	Bronze
	D	Ryan Whitney	USA	Silver
	G	Ilya Bryzgalov	Russia	Fourth
	D	Scott Niedermayer	Canada	7th
	D	Sandis Ozolinsh	Latvia	12th
	C	Samuel Pahlsson	Sweden	Gold
2002	RW	Teemu Selanne	Finland	Silver
	D	Vitaly Vishnevski	Russia	4th
	G	Ilya Bryzgalov	Russia	Bronze
	LW	Paul Kariya	Canada	Gold
	D	Ruslan Salei	Belarus	4th
1998	D	Oleg Tverdovsky	Russia	Bronze
	G	Guy Hebert	USA	6th
	D	Dmitri Mironov	Russia	Silver
	D	Ruslan Salei	Belarus	5th
	RW	Teemu Selanne	Finland	Bronze
G	Mikhail Shtalenkov	Russia	Silver	

\* Named MVP of Tournament



# STATISTICS OF FORMER DUCKS

## SKATERS

(AMONG PLAYERS THAT PLAYED IN AT LEAST ONE GAME WITH ANAHEIM)

PLAYER	SEASONS	POS-NO.	GP	G	A	PTS	PIM	+/-
<b>Aalto, Antti</b>	1997-01	C - 44/14	151	11	17	28	52	-25
Selected by Anaheim in the sixth round (134th overall) of the 1993 NHL Draft. Became a free agent, July 1, 2001.								
<b>Aberg, Pontus</b>	2018-19	RW - 20	37	11	8	19	14	-10
Claimed off waivers from Edmonton, Oct. 1, 2018. Traded to Minnesota in exchange for Justin Kloos, Jan. 16, 2019.								
<b>Aguzzino, Andrew</b>	2019-20	C - 26	8	1	1	2	0	+3
Claimed on waivers, Feb. 24, 2020. Became a free agent, July 28, 2021.								
<b>Allen, Bryan</b>	2012-15	D - 5/55	115	0	17	17	113	+21
Signed as a free agent, July 1, 2012. Traded to Montreal for Rene Bourque, Nov. 20, 2014.								
<b>Antoski, Shawn</b>	1996-98	LW - 19/11	11	1	0	1	20	+2
Acquired from Pittsburgh with Dmitri Mironov in exchange for Alex Hicks and Fredrik Olausson, Nov. 19, 1996. Became a free agent, July 1, 1998.								
<b>Armstrong, Chris</b>	2003-04	D - 41	4	0	1	1	0	-1
Signed as a free agent, June 26, 2003. Became a free agent, July 1, 2004.								
<b>Artyukhin, Evgeny</b>	2009-10	LW - 24	37	4	5	9	41	0
Acquired from Tampa Bay in exchange for Drew Miller and a third-round draft pick in the 2010 NHL Draft, Aug. 13, 2009. Traded to Atlanta in exchange for Nathan Oystriick and a conditional draft pick in 2011 NHL Draft, Mar. 1, 2010.								
<b>Aston-Reese, Zach</b>	2021-22	LW - 16	17	3	1	4	6	+1
Acquired from Pittsburgh with Dominik Simon, Calle Clang and a 2022 second-round selection for Rickard Rakell, Mar. 21, 2022. Became a free agent, July 13, 2022.								
<b>Backes, David</b>	2020-21	RW - 21	21	3	4	7	10	-3
Acquired from Boston with Axel Andersson and a first-round selection in the 2020 NHL Draft for Ondrej Kase, Feb. 21, 2020. Retired from the NHL in August 2020.								
<b>Balmochnykh, Maxim</b>	1999-00	RW - 18	6	0	1	1	2	+2
Selected by Anaheim in the second round (45th overall) of the 1997 NHL Draft. Traded to New Jersey with Oleg Tverdoksoy and Jeff Friesen for Petr Sykora, Mike Commodore, J.F. Dampousse and Igor Pohanka, July 6, 2002.								
<b>Banham, Frank</b>	1996-00	RW - 39/29/25	27	9	2	11	14	-8
Signed as a free agent, Jan. 22, 1996. Became a free agent, July 1, 2000.								
<b>Banister, Drew</b>	1997-98 & 2001-02	D - 5/36	28	0	6	6	47	-2
Acquired from Edmonton in exchange for Bobby Dolan, Jan. 9, 1998. Traded to Tampa Bay in exchange for a fifth-round selection in the 2000 NHL Draft, Dec. 10, 1998. Signed as a free agent, July 27, 2001. Became a free agent, July 1, 2002.								
<b>Baumgartner, Ken</b>	1996-97	LW/D - 24/22	79	0	12	12	223	0
Acquired from Toronto in exchange for Winnipeg's fourth-round selection (Kim Staal), Mar. 20, 1996. Became a free agent, July 1, 1997.								
<b>Bawa, Robin</b>	1993-94	RW - 26	12	0	1	1	7	-3
Acquired in the 1993 NHL Expansion Draft from San Jose. Became a free agent, July 1, 1994.								
<b>Beauchemin, Francois</b>	2005-09, 11-15 & 17-18	D - 23/24	592	56	140	196	360	+59
Acquired from Columbus with Tyler Wright in exchange for Sergei Fedorov and a fifth-round selection in the 2006 NHL Draft, Nov. 15, 2005. Became a free agent, July 1, 2009. Reacquired from Toronto in exchange for Joffrey Lupul, Jake Gardiner and a conditional fourth-round selection in the 2013 NHL Draft, Feb. 9, 2011. Became a free agent, July 1, 2015. Signed as a free agent, Aug. 21, 2017. Retired on April 19, 2018.								
<b>Beaulieu, Nathan</b>	2022-23	D - 28	52	0	4	4	39	-23
Signed as a free agent, Oct. 1, 2022. Became a free agent, July 1, 2023.								
<b>Belleskey, Matt</b>	2008-15	LW - 39/64	329	57	55	112	302	+1
Selected by Anaheim in the fourth round (112th overall) of the 2006 NHL Draft. Re-entered NHL Draft. Became a free agent July 1, 2015.								
<b>Bell, Mark</b>	2011-12	LW - 18	5	0	0	0	5	0
Signed as a free agent, July 20, 2011. Became a free agent, July 1, 2012.								
<b>Bellows, Brian</b>	1996-97	LW - 23	62	15	13	28	22	-11
Acquired from Tampa Bay in exchange for a sixth-round selection in the 1997 NHL Draft, Nov. 18, 1996. Became a free agent, July 1, 1997.								
<b>Benoit, Simon</b>	2022-23	D - 13/86	137	4	11	15	84	-37
Signed as a free agent, March 7, 2019. Became a free agent, July 1, 2023.								
<b>Bergeron, Marc-Andre</b>	2007-08	D - 7	9	0	1	1	4	-2
Acquired from NY Islanders in exchange for a third-round selection in the 2008 NHL Draft, Feb. 26, 2008. Traded to Minnesota in exchange for a third-round selection in the 2008 NHL Draft, June 10, 2008.								
<b>Bertuzzi, Todd</b>	2007-08	LW - 4	68	14	26	40	97	+8
Signed as a free agent, July 2, 2007. Became a free agent, June 28, 2008.								
<b>Bets, Maxim</b>	1993-94	LW - 43	3	0	0	0	0	-3
Acquired from St. Louis with a sixth-round selection in the 1995 NHL Draft in exchange for Alexei Kasatonov on Mar. 21, 1994. Became a free agent, July 1, 1996.								
<b>Bieksa, Kevin</b>	2015-18	D - 2/3	211	7	30	37	245	-20
Acquired from Vancouver in exchange for a second-round selection in the 2016 NHL Draft, June 30, 2015. Became a free agent, July 1, 2018.								
<b>Blacker, Jesse</b>	2014-15	D - 77	1	0	0	0	0	-2
Acquired from Toronto with a conditional third-round selection and a seventh-round selection in the 2014 NHL Draft in exchange for Peter Holland and Brad Staubitz, Nov. 16, 2013. Traded to Florida with a conditional draft pick in exchange for Colby Robak, Dec. 4, 2014.								
<b>Blake, Jason</b>	2010-12	LW - 26/33	147	29	30	59	57	-15
Acquired from Toronto with Vesa Taskala in exchange for Jean-Sebastien Giguere, Jan. 31, 2010. Became a free agent, July 1, 2012.								
<b>Blandisi, Joseph</b>	2017-19	LW - 39	6	0	0	0	8	+1
Acquired from New Jersey with Adam Henrique in exchange for Sami Vatanen and a conditional draft selection, Nov. 30, 2017. Traded to Pittsburgh in exchange for Derek Grant, Jan. 17, 2019.								
<b>Bochenski, Brandon</b>	2007-08	RW - 12	12	2	2	4	6	+2
Acquired from Boston in exchange for Shane Hnidy and a sixth-round selection in the 2008 NHL Draft, Jan. 2, 2008. Traded to Nashville for future considerations, Feb. 26, 2008.								
<b>Bodie, Troy</b>	2008-11	RW - 50	57	5	3	8	87	-11
Signed as a free agent, July 22, 2008. Claimed on waivers by Carolina from Anaheim, Nov. 16, 2010. Signed as a free agent, Oct. 12, 2011. Became a free agent, July 1, 2012.								
<b>Boll, Jared</b>	2017-18	RW - 40	61	1	3	4	103	-3
Signed as a free agent, July 5, 2016. Became a free agent, July 1, 2018.								
<b>Bonino, Nick</b>	2009-14	C - 13/63	189	33	49	82	48	+9

# STATISTICS OF FORMER DUCKS



Acquired from San Jose with Timo Pielmeier and San Jose's 4th round choice (Andrew O'Brien) in 2012 Draft for Travis Moen and Kent Huskins, Mar. 4, 2009. Traded to Vancouver with Luca Sbisa, a first-round selection and a third round selection in 2014 NHL Draft in exchange for Ryan Kesler and a third round selection in the 2015 NHL Draft, June 27, 2014.	<b>Bourque, Rene</b>	<b>2014-15</b>	<b>LW - 14</b>	<b>30</b>	<b>2</b>	<b>6</b>	<b>8</b>	<b>12</b>	<b>-4</b>
Acquired from Montreal in exchange for Bryan Allen, Nov. 20, 2014. Traded to Columbus with William Karlsson and a second round selection in the 2015 NHL Draft for James Wisniewski and a third round selection in the 2015 NHL Draft, Mar. 2, 2015.	<b>Boynnton, Nick</b>	<b>2009-10</b>	<b>D - 4</b>	<b>42</b>	<b>1</b>	<b>6</b>	<b>7</b>	<b>59</b>	<b>+1</b>
Signed as a free agent, July 9, 2009. Traded to Chicago for future considerations, Mar. 2, 2010.	<b>Brennan, Kip</b>	<b>2005-06</b>	<b>LW - 37</b>	<b>12</b>	<b>0</b>	<b>1</b>	<b>1</b>	<b>35</b>	<b>-2</b>
Acquired from Atlanta in exchange for Mark Popovic, Aug. 25, 2005. Became a free agent, July 1, 2006.	<b>Brent, Tim</b>	<b>2006-07</b>	<b>C - 47</b>	<b>15</b>	<b>1</b>	<b>0</b>	<b>1</b>	<b>6</b>	<b>-5</b>
Selected by Anaheim in the second round (37th overall) of the 2002 NHL Draft. Re-entered NHL Draft. Selected again by Anaheim in the third round (75th overall) of the 2004 NHL Draft. Traded to Pittsburgh in exchange for Stephen Dixon, July 20, 2007.	<b>Brewer, Eric</b>	<b>2014-15</b>	<b>D - 2</b>	<b>9</b>	<b>1</b>	<b>1</b>	<b>2</b>	<b>6</b>	<b>-6</b>
Acquired from Tampa Bay in exchange for a third round selection in the 2015 NHL Draft, Nov. 28, 2014. Traded to Toronto with a fifth round selection in the 2016 NHL Draft for Karbinian Holzer, Mar. 2, 2015.	<b>Brimanis, Aris</b>	<b>2001-02</b>	<b>D - 37</b>	<b>5</b>	<b>0</b>	<b>0</b>	<b>0</b>	<b>9</b>	<b>-1</b>
Signed as a free agent, Aug. 1, 2001. Became a free agent July 1, 2002.	<b>Brookbank, Sheldon</b>	<b>2009-12</b>	<b>D - 21</b>	<b>215</b>	<b>4</b>	<b>23</b>	<b>27</b>	<b>300</b>	<b>+16</b>
Acquired from New Jersey in exchange for David McIntyre, Feb. 3, 2009. Became a free agent, July 1, 2012.	<b>Brown, J.T.</b>	<b>2017-18</b>	<b>RW - 71</b>	<b>23</b>	<b>1</b>	<b>2</b>	<b>3</b>	<b>12</b>	<b>-4</b>
Claimed off waivers from Tampa Bay, Jan. 14, 2018. Became a free agent, July 1, 2018.	<b>Brown, Mike</b>	<b>2002-03</b>	<b>LW - 44</b>	<b>16</b>	<b>1</b>	<b>1</b>	<b>2</b>	<b>44</b>	<b>0</b>
Claimed off waivers from Vancouver, Oct. 10, 2002. Became a free agent, July 1, 2003.	<b>Brown, Mike</b>	<b>2008-10</b>	<b>RW - 13</b>	<b>103</b>	<b>8</b>	<b>2</b>	<b>10</b>	<b>166</b>	<b>-1</b>
Acquired from Vancouver in exchange for Nathan McIver, Feb. 4, 2009. Traded to Toronto in exchange for a fifth-round selection in the 2010 NHL Draft, June 26, 2010.	<b>Burnett, Garrett</b>	<b>2003-04</b>	<b>LW - 55</b>	<b>39</b>	<b>1</b>	<b>2</b>	<b>3</b>	<b>184</b>	<b>0</b>
Signed as a free agent, July 25, 2003. Became a free agent, July 1, 2004.	<b>Butsayev, Viacheslav</b>	<b>1995-96</b>	<b>C - 15</b>	<b>7</b>	<b>1</b>	<b>0</b>	<b>1</b>	<b>0</b>	<b>-4</b>
Signed as a free agent, Oct. 20, 1995. Became a free agent, July 1, 1996.	<b>Bylsma, Dan</b>	<b>2000-04</b>	<b>RW - 21</b>	<b>209</b>	<b>10</b>	<b>22</b>	<b>32</b>	<b>62</b>	<b>-11</b>
Signed as a free agent, July 13, 2000. Became a free agent, July 1, 2004.	<b>Calder, Kyle</b>	<b>2009-10</b>	<b>LW - 32</b>	<b>14</b>	<b>0</b>	<b>2</b>	<b>2</b>	<b>8</b>	<b>-7</b>
Signed as a free agent, Oct. 28, 2009. Became a free agent, July 1, 2010.	<b>Campbell, Jim</b>	<b>1995-96</b>	<b>RW - 21</b>	<b>16</b>	<b>2</b>	<b>3</b>	<b>5</b>	<b>36</b>	<b>0</b>
Acquired from Montreal in exchange for Robert Dirk, Jan. 21, 1996. Became a free agent, July 1, 1996.	<b>Carnback, Patrik</b>	<b>1993-96</b>	<b>RW/C - 21</b>	<b>148</b>	<b>24</b>	<b>38</b>	<b>62</b>	<b>120</b>	<b>-13</b>
Acquired from Montreal with Todd Ewen in exchange for a third-round selection in the 1994 NHL Draft, Aug. 10, 1993. Became a free agent, July 1, 1996.	<b>Carney, Keith</b>	<b>2001-06</b>	<b>D - 3</b>	<b>271</b>	<b>13</b>	<b>48</b>	<b>61</b>	<b>185</b>	<b>+30</b>
Acquired from Phoenix in exchange for a second-round selection in the 2001 NHL Draft, June 19, 2001. Traded to Vancouver with Juha Alen in exchange for Brett Skinner and a second-round selection in the 2006 NHL Draft, Mar. 9, 2006.	<b>Carter, Ryan</b>	<b>2007-10</b>	<b>C/LW - 52/20</b>	<b>138</b>	<b>12</b>	<b>17</b>	<b>29</b>	<b>141</b>	<b>-3</b>
Signed as a free agent, July 12, 2006. Trade to Carolina in exchange for Stefan Chaput and Matt Kennedy, Nov. 23, 2010.	<b>Chimera, Jason</b>	<b>2017-18</b>	<b>C - 20</b>	<b>16</b>	<b>1</b>	<b>1</b>	<b>2</b>	<b>2</b>	<b>-1</b>
Acquired from NY Islanders in exchange for Chris Wagner, Feb. 26, 2018. Became a free agent July 1, 2018.	<b>Chipchura, Kyle</b>	<b>2009-11</b>	<b>C - 28</b>	<b>95</b>	<b>6</b>	<b>8</b>	<b>14</b>	<b>88</b>	<b>-1</b>
Acquired from Montreal in exchange for a fourth-round selection in the 2012 NHL Draft, Dec. 2, 2009. Became a free agent, June 27, 2011.	<b>Chistov, Stanislav</b>	<b>2002-04 &amp; 2006-07</b>	<b>LW - 23/24</b>	<b>136</b>	<b>14</b>	<b>34</b>	<b>48</b>	<b>80</b>	<b>-12</b>
Selected by Anaheim in the first round (5th overall) of the 2001 NHL Draft. Traded to Boston in exchange for a third-round selection in the 2008 NHL Draft, Nov. 13, 2006.	<b>Chouinard, Marc</b>	<b>2000-03</b>	<b>C - 32/11</b>	<b>159</b>	<b>10</b>	<b>13</b>	<b>23</b>	<b>62</b>	<b>-12</b>
Acquired from Winnipeg with Teemu Selanne and a fourth-round selection in the 1996 NHL Draft in exchange for Chad Kilger, Oleg Tverdokvov and a third-round selection in the 1996 NHL Draft, Feb. 7, 1996. Became a free agent, July 1, 2003.	<b>Christensen, Erik</b>	<b>2008-10</b>	<b>C/LW - 26</b>	<b>26</b>	<b>2</b>	<b>7</b>	<b>9</b>	<b>8</b>	<b>-5</b>
Acquired from Atlanta in exchange for Eric O'Dell, Mar. 4, 2009. Claimed off waivers by NY Rangers on Dec. 2, 2010.	<b>Clark, Mat</b>	<b>2011-15</b>	<b>D - 37/73</b>	<b>9</b>	<b>0</b>	<b>1</b>	<b>1</b>	<b>6</b>	<b>+0</b>
Selected by Anaheim in the second round (37th overall) of the 2009 NHL Draft. Traded to Colorado for Michael Sgarbossa, Mar. 2, 2015.	<b>Cogliano, Andrew</b>	<b>2011-19</b>	<b>LW - 7</b>	<b>584</b>	<b>102</b>	<b>131</b>	<b>233</b>	<b>170</b>	<b>+61</b>
Acquired from Edmonton in exchange for a second-round selection in the 2012 NHL Draft, July 12, 2011. Traded to Dallas in exchange for Devin Shore, Jan. 14, 2019.	<b>Comtois, Max</b>	<b>2018-23</b>	<b>LW - 44/53</b>	<b>210</b>	<b>38</b>	<b>48</b>	<b>86</b>	<b>193</b>	<b>-35</b>
Selected by Anaheim in the second round (50th overall) of the 2017 NHL Draft. Became a free agent, July 1, 2023.	<b>Corkum, Bob</b>	<b>1993-96</b>	<b>C - 20/19</b>	<b>168</b>	<b>38</b>	<b>44</b>	<b>82</b>	<b>69</b>	<b>-3</b>
Acquired in the 1993 NHL Expansion Draft from Buffalo. Traded to Philadelphia in exchange for Chris Herperger and a seventh-round selection in the 1997 NHL Draft, Feb. 6, 1996.	<b>Cracknell, Adam</b>	<b>2018-19</b>	<b>RW - 22</b>	<b>2</b>	<b>0</b>	<b>0</b>	<b>0</b>	<b>0</b>	<b>-1</b>
Acquired from Toronto in exchange for Steve Oleksy, Dec. 10, 2018. Became free agent, July 1, 2019.	<b>Cramarossa, Joseph</b>	<b>2016-17</b>	<b>LW - 74</b>	<b>49</b>	<b>4</b>	<b>6</b>	<b>10</b>	<b>51</b>	<b>+1</b>
Selected by Anaheim in the third round (65th overall) of the 2011 NHL Draft. Claimed off waivers by Vancouver, March 1, 2017.	<b>Crowley, Mike</b>	<b>1997-01</b>	<b>D - 38/25</b>	<b>67</b>	<b>5</b>	<b>15</b>	<b>20</b>	<b>44</b>	<b>-26</b>
Acquired from Philadelphia with Anatoli Semenov in exchange for Brian Wesenberg, Mar. 19, 1996. Became a free agent, July 1, 2001.	<b>Cullen, Matt</b>	<b>1997-03</b>	<b>C - 45/11/17</b>	<b>427</b>	<b>65</b>	<b>135</b>	<b>200</b>	<b>168</b>	<b>-39</b>
Selected by Anaheim in the second round (35th overall) of the 1996 NHL Draft. Traded to Florida with Pavel Trnka and a fourth-round selection in the 2003 NHL Draft in exchange for Sandis Ozolinsh and Lance Ward, Jan. 30, 2003.	<b>Cummins, Jim</b>	<b>2000-02</b>	<b>RW - 19/15</b>	<b>81</b>	<b>5</b>	<b>6</b>	<b>11</b>	<b>167</b>	<b>-12</b>
Signed as a free agent, July 5, 2000. Traded to the NY Islanders in exchange for Dave Roche, Jan. 14, 2002.	<b>Daigneault, J.J.</b>	<b>1997-98</b>	<b>D - 36</b>	<b>66</b>	<b>4</b>	<b>24</b>	<b>28</b>	<b>50</b>	<b>-5</b>

# STATISTICS OF FORMER DUCKS

Acquired from Pittsburgh in exchange for Garry Valk, Feb. 21, 1997. Traded to NY Islanders with Mark Janssens and Joe Sacco in exchange for Travis Green, Doug Houda and Tony Tuzzolino, Feb. 6, 1998.									
<b>Davidsson, Johan</b>	1998-00	C - 22	69	4	5	9	16	-9	
Selected by Anaheim in the second round (28th overall) of the 1994 NHL Draft. Traded to NY Islanders with future considerations in exchange for Jorgen Jonsson, Mar. 11, 2000.									
<b>Del Zotto, Michael</b>	2018-20	D - 2	8	0	0	0	7	-6	
Acquired from Vancouver with a seventh-round selection in exchange for Luke Schenn, Jan. 17, 2019. Became a free agent, Oct. 9, 2020.									
<b>Deslauriers, Nicolas</b>	2019-22	LW - 20	169	17	16	33	235	-17	
Acquired from Montreal for a 2020 fourth-round selection in the NHL Draft. Traded to Minnesota for a 2023 third-round selection in the NHL Draft, Mar. 19, 2022.									
<b>Despres, Simon</b>	2014-17	D - 24/6	49	1	9	10	30	+4	
Acquired from Pittsburgh in exchange for Ben Lovejoy, Mar. 2, 2015. Placed on waivers, June 16, 2017.									
<b>DiPenta, Joe</b>	2005-08	D - 33	171	5	16	21	110	+12	
Signed as a free agent, Aug. 11, 2005. Became a free agent, July 1, 2008.									
<b>Dirk, Robert</b>	1994-96	D - 5	82	2	5	7	98	+5	
Acquired from Chicago in exchange for a fourth-round selection in the 1995 NHL Draft, July 12, 1994. Traded to Montreal in exchange for Jim Campbell, Jan. 21, 1996.									
<b>Dollas, Bobby</b>	1993-98	D - 2	305	28	61	89	213	+31	
Acquired in the 1993 NHL Expansion Draft from Detroit. Traded to Edmonton in exchange for Drew Bannister, Jan. 9, 1998.									
<b>Donato, Ted</b>	1999-00	LW - 21	81	11	19	30	26	-3	
Acquired from Ottawa with the rights to Antti-Jussi Niemi in exchange for Patrick Lalime, June 18, 1999. Became a free agent, July 1, 2000.									
<b>Dotchin, Jake</b>	2018-19	D - 21	20	0	1	1	39	-4	
Signed as a free agent, Oct. 17, 2018. Became a free agent, July 1, 2019.									
<b>Douris, Peter</b>	1993-96	RW - 16	151	30	40	70	42	-4	
Signed as a free agent, July 22, 1993. Became a free agent, July 1, 1996.									
<b>Drew, Hunter</b>	2021-22	RW - 73	2	0	0	0	0	5	
Selected by Anaheim in the sixth round (178th overall) of the 2018 NHL Draft. Traded to Chicago for Josiah Slavin, Feb. 23, 2023									
<b>Drury, Ted</b>	1996-99	C - 13/18	232	21	26	47	225	-18	
Acquired from Ottawa with the rights to Marc Moro in exchange for Shaun Van Allen and Jason York, Oct. 1, 1996. Traded to NY Islanders in exchange for Tony Hrkac and Dean Malkoc, Oct. 29, 1999.									
<b>Dvorak, Radek</b>	2012-13	RW - 18	9	4	0	4	2	+2	
Signed as a free agent, Mar. 24, 2013. Became a free agent, July 5, 2013.									
<b>Ebbett, Andrew</b>	2007-10	C - 48	53	8	24	32	26	+10	
Signed as a free agent, May. 16, 2007. Claimed off waivers by Chicago on Oct. 17, 2009.									
<b>Eminger, Steve</b>	2009-10	D - 7	63	4	12	16	30	+1	
Signed as a free agent, Sept. 4, 2009. Traded to NY Rangers in exchange for Aaron Voros and Ryan Hillier, July 9, 2010.									
<b>Etem, Emerson</b>	2012-15 & 2016-17	LW - 65/16/26	115	15	16	31	19	+5	
Selected by Anaheim in the 1st round (29th overall) of the 2010 NHL Draft. Traded to NY Rangers with a second-round selection in the 2015 NHL Draft in exchange for Carl Hagelin, a second round and a sixth round selection in the 2015 NHL Draft, June 27, 2015. Claimed off waivers from Vancouver, Oct. 10, 2013. Became a free agent, July 1, 2017.									
<b>Ewen, Todd</b>	1993-96	RW - 36	153	13	12	25	650	-14	
Acquired from Montreal with Patrik Cambach in exchange for a third-round selection in the 1994 NHL Draft, Aug. 10, 1993. Became a free agent, July 1, 1996.									
<b>Fedorov, Sergei</b>	2003-05	C - 91	85	31	35	66	44	-6	
Signed as a free agent, July 19, 2003. Traded to Columbus with a fifth-round selection in the 2006 NHL Draft in exchange for Tyler Wright and Francois Beauchemin, Nov. 16, 2005.									
<b>Fedoruk, Todd</b>	2005-06	LW - 29	86	4	22	26	210	+8	
Acquired from Philadelphia in exchange for a second-round selection in the 2005 NHL Draft, July 29, 2005. Traded to Philadelphia in exchange for a fourth-round selection in the 2007 NHL Draft, Nov. 13, 2006.									
<b>Fedotov, Anatoli</b>	1993-94	D - 34	3	0	0	0	0	-1	
Selected by Anaheim in the 10th round (238th overall) of the 1993 NHL Draft. Retired in September, 1994.									
<b>Ferguson, Scott</b>	1998-99	D - 21	2	0	1	1	0	0	
Signed as a free agent, July 22, 1998. Became a free agent, July 1, 2000.									
<b>Ferner, Mark</b>	1993-95	D - 3	64	3	6	9	36	-20	
Acquired in the 1993 NHL Expansion Draft from Ottawa. Traded to Detroit with Stu Grimson in exchange for Mike Sillinger and Jason York on Apr. 4, 1995.									
<b>Festerling, Brett</b>	2008-11	D - 53	83	0	8	8	33	+4	
Signed as a free agent, Sept. 14, 2005. Traded to Montreal with a fifth-round selection in the 2012 NHL Draft in exchange for Maxim Lapierre, Dec. 31, 2010.									
<b>Fiore, Giovanni</b>	2017-18	LW - 90	1	0	0	0	0	-1	
Signed as a free agent, Apr. 18, 2017. Traded to Arizona in exchange for Trevor Murphy, Dec. 28, 2018.									
<b>Fistric, Mark</b>	2013-15	D - 28	43	1	4	5	32	+6	
Signed as a free agent, Aug. 20, 2013. Released from contract, June 28, 2015.									
<b>Fleischmann, Tomas</b>	2014-15	LW - 14	14	1	5	6	4	+0	
Acquired from Florida in exchange for Dany Heatley and a third round selection in the 2015 NHL Draft, Feb. 28, 2015. Became a free agent, July 1, 2015.									
<b>Fleury, Haydn</b>	2020-21	D - 51	12						
Acquired from Carolina in exchange for Jani Hakanpaa and a sixth-round selection in the 2022 NHL Draft, Apr. 12, 2021. Selected in the Expansion Draft by Seattle, July 23, 2021.									
<b>Foster, Kurtis</b>	2011-12	D - 6	9	1	2	8	5	-5	
Acquired from Edmonton in exchange for Andy Sutton, July 1, 2011. Traded to New Jersey with Timo Pielmeier in exchange for Rod Pelley, Mark Fraser and a seventh-round draft selection in the 2012 NHL Draft, Dec. 12, 2012.									
<b>Friberg, Max</b>	2014-16	RW - 43	6	0	0	0	2	-1	
Selected by Anaheim in the fifth round (143rd overall) of the 2011 NHL Draft. Became a free agent, July 1, 2016.									
<b>Friesen, Jeff</b>	2000-02 & 2005-06	LW - 11/12	114	20	39	59	62	-7	
Acquired from San Jose with Steve Shields and future considerations in exchange for Teemu Selanne, Mar. 5, 2001. Traded to New Jersey with Oleg Yevdokov and Maxim Balmochnykh for Petr Sykora, Mike Commodore, J.F. Dampousse and Igor Pohanka, July 6, 2002. Acquired from Washington in exchange for a second-round selection in the 2006 NHL Draft, Mar. 9, 2006. Became a free agent, July 1, 2006.									
<b>Garbutt, Ryan</b>	2015-17	LW - 28/16	64	7	4	11	41	-7	
Acquired from Chicago in exchange for Jiri Sekac, Jan. 21, 2016. Signed with HK Sochi of the KHL, May 3, 2017.									
<b>Gavey, Aaron</b>	2005-06	C - 40	5	0	0	0	2	0	
Signed as a free agent, Sept. 12, 2005. Became a free agent, July 1, 2006.									
<b>Getzlaf, Ryan</b>	2005-22	C - 15/51	1,157	282	737	1,019	960	+102	



# STATISTICS OF FORMER DUCKS



Selected by Anaheim in the first round (19th overall) of the 2003 NHL Draft. Retired from the NHL, Apr. 29, 2022.

**Gibbons, Brian** 2018-19 LW - 23 44 2 3 5 16 -8

Signed as a free agent, July 2, 2018. Traded to Ottawa in exchange for Patrick Sielaff, Feb. 25, 2019.

**Gillies, Trevor** 2005-06 LW - 42 1 0 0 0 21 0

Acquired from NY Rangers with fourth round pick in 2007 Draft for Steve Rucchin, Aug. 23, 2005. Became a free agent, July 1, 2007.

**Glencross, Curtis** 2006-07 C - 46 2 1 0 1 2 -1

Signed as a free agent, Mar. 25, 2004. Traded to Columbus with Zenon Konopka and a conditional seventh-round selection in 2007 or 2008 in exchange for Joe Motzko, Mark Horigan and a fourth-round selection in the 2007 NHL Draft, Jan. 26, 2007.

**Gordon, Andrew** 2011-12 RW - 41 37 2 3 5 6 -10

Signed as a free agent, July 2, 2011. Traded to Vancouver in exchange for Sebastian Erikson, Feb. 27, 2012.

**Grant, Alex** 2013-14 D - 51 2 2 0 2 2 +3

Acquired from Pittsburgh in exchange for Harry Zolnierczyk, June 24, 2013. Traded to Ottawa in exchange for Andre Petersson, Mar. 5, 2014.

**Grant, Derek** 2017-18, 2018-20, 2020-23 C - 38 309 54 61 115 125 -31

Signed as a free agent, Oct. 9, 2020. Became a free agent, July 1, 2023.

**Green, Josh** 2008-09 & 2010-11 C - 12 12 0 0 0 6 -3

Signed as a free agent, July 22, 2008. Became a free agent, July 1, 2009. Signed as a free agent, July 12, 2010. Became a free agent, July 1, 2011.

**Green, Travis** 1998-99 & 2006-07 C - 39 108 19 29 48 103 -14

Acquired from NY Islanders with Doug Houda and Tony Tuzzolino in exchange for J.J. Daigneault, Mark Janssens and Joe Sacco, Feb. 6, 1998. Traded to Phoenix with a first-round selection (Scott Kelman) in the 1999 NHL Draft in exchange for Oleg Verdovsky, June 26, 1999. Signed as a free agent, Aug. 10, 2006. Claimed off waivers by Toronto, Jan. 10, 2007.

**Grimson, Stu** 1993-95 & 1998-00 LW - 32 231 5 8 13 583 -13

Acquired by Anaheim in the 1993 NHL Expansion Draft from Detroit. Traded to Detroit with Mark Ferner and a sixth-round selection in the 1996 NHL Draft in exchange for Mike Sillinger and Jason York, Apr. 4, 1995. Acquired from Carolina with Kevin Haller in exchange for David Karpa and a fourth-round selection in the 2000 NHL Draft, Aug. 11, 1998. Became a free agent, July 1, 2000.

**Gudbranson, Erik** 2019-20 D - 46/6 44 4 5 9 91 0

Acquired from Pittsburgh in exchange for Andreas Martinsen and a seventh-round selection in the 2021 NHL Draft, Jan. 4, 2011. Traded to Ottawa in exchange for a fifth-round selection in the 2021 NHL Draft.

**Guenin, Nate** 2011-12 D - 34 15 2 0 2 6 +6

Acquired from Columbus in exchange for Trevor Smith, Jan. 4, 2011. Became a free agent, July 5, 2013.

**Guhle, Brendan** 2018-22 D - 2 42 4 5 9 12 -5

Acquired from Buffalo with a 2019 first-round selection in the NHL Draft for Brandon Montour, Feb. 24, 2019. Became a free agent, July 13, 2022.

**Hagelin, Carl** 2015-16 LW - 26 43 4 8 12 14 -10

Acquired from NY Rangers with a second-round selection and a fifth-round selection in the 2015 NHL Draft in exchange for Emerson Etem and a second-round selection in the 2015 NHL Draft, June 27, 2015. Traded to Pittsburgh in exchange for Adam Clendening and David Perron, Jan. 15, 2016.

**Hagman, Niklas** 2011-12 LW - 12 63 8 11 19 12 -10

Claimed off waivers from Calgary, Nov. 14, 2011. Became a free agent, July 1, 2012.

**Hakanpaa, Jani** 2019-21 D - 28 47 1 1 2 33 +1

Signed as a free agent, July 3, 2019. Traded to Carolina with a sixth-round selection in the 2022 NHL Draft in exchange for Haydn Fleury, Apr. 12, 2021.

**Haller, Kevin** 1998-00 D - 5 149 4 11 15 183 -9

Acquired from Carolina with Stu Grimson in exchange for David Karpa and a fourth-round selection in the 2000 NHL Draft, Aug. 11, 1998. Became a free agent, July 1, 2000.

**Hankinson, Casey** 2003-04 LW - 48 4 0 0 0 4 0

Signed as a free agent, June 25, 2003. Became a free agent, July 1, 2004.

**Hartigan, Mark** 2007 C - 13 6 0 0 0 4 -1

Acquired from Columbus with Joe Motzko and a fourth-round selection in the 2007 NHL Draft in exchange for Curtis Glencross, Zenon Konopka and a seventh-round selection in either the 2007 or 2008 NHL Draft, Jan. 26, 2007. Became a free agent, July 1, 2007.

**Harrington, Scott** 2022-23 D - 17 17 3 1 4 2 +1

Claimed on waivers from New Jersey, Feb. 28, 2023. Became a free agent, July 1, 2023.

**Havelid, Niclas** 1999-04 D - 28 310 24 61 85 152 -42

Selected by Anaheim in the third round (83rd overall) of the 1999 NHL Draft. Traded to Atlanta in exchange for Kurtis Foster, June 26, 2004.

**Heatley, Dany** 2014-15 LW - 51 6 0 0 0 0 -3

Signed as a free agent, July 9, 2014. Traded to Florida with a third-round selection in the 2015 NHL Draft in exchange for Tomas Fleischmann, Feb. 28, 2015.

**Hedican, Bret** 2008-09 D - 3 51 1 5 6 36 -7

Signed as a free agent, Oct. 23, 2008. Became free agent, July 1, 2009.

**Hedstrom, Jonathan** 2002-03 & 2005-06 RW - 51/17 83 13 14 27 48 +1

Acquired from Toronto in exchange for a sixth- and seventh-round selection in the 2000 NHL Draft, June 25, 2000. Retired in Aug. 2006.

**Heinen, Danton** 2019-21 LW - 43 52 10 8 18 2 -14

Acquired from Boston in exchange for Nick Ritchie, Feb. 24, 2020. Became a free agent, July 28, 2021.

**Hendry, Jordan** 2012-13 D - 40 2 0 0 0 0 0

Signed as a free agent, July 1, 2012. Became a free agent, July 5, 2013.

**Hicks, Alex** 1995-96 LW - 32 82 12 17 29 51 +12

Signed as a free agent, Aug. 23, 1995. Traded to Pittsburgh with Fredrik Olausson in exchange for Shawn Antoski and Dmitri Mironov, Nov. 19, 1996.

**Hill, Sean** 1993-94 D - 6 68 7 20 27 78 -12

Acquired in the 1993 NHL Expansion Draft from Montreal. Traded to Ottawa in exchange for a third-round selection in the 1994 NHL Draft, June 29, 1994.

**Hnidy, Shane** 2007-08 D - 7 33 1 2 3 30 +2

Signed as a free agent, July 5, 2007. Traded to Boston with a sixth-round selection in the 2008 NHL Draft in exchange for Brandon Bochenski, Jan. 2, 2008.

**Holan, Milos** 1995-96 D - 7 41 4 10 14 38 -8

Acquired from Philadelphia in exchange for Anatoli Semenov, Mar. 8, 1995. Retired due to illness after the 1995-96 season.

**Holland, Peter** 2011-13 C - 74 29 5 2 7 8 +3

Selected by Anaheim in the first round (15th overall) of the 2009 NHL Draft. Traded to Toronto along with Brad Staubitz in exchange for Jesse Blacker, a conditional third-round pick and a seventh-round pick in the 2014 NHL Draft on Nov. 16, 2013.

**Holmqvist, Michael** 2003-04 C - 18 21 2 0 2 25 -6

Selected by Anaheim in the first round (18th overall) of the 1997 NHL Draft. Traded to Chicago in exchange for Travis Moen on July 30, 2005.

**Holzer, Korbinian** 2015-20 D - 5 145 4 14 18 82 -2

Acquired from Toronto in exchange for Eric Brewer and a fifth-round selection in the 2016 NHL Draft, Mar. 2, 2015. Traded to Nashville in exchange for Matt Irwin and a sixth-round

# STATISTICS OF FORMER DUCKS

selection in the 2022 NHL Draft, Feb. 24, 2020.

<b>Horchoff, Shawn</b>	<b>2015-16</b>	<b>C - 22</b>	<b>56</b>	<b>6</b>	<b>9</b>	<b>15</b>	<b>34</b>	<b>+1</b>
Signed as a free agent, July 1, 2015. Became a free agent, July 1, 2016.								
<b>Houda, Doug</b>	<b>1997-98</b>	<b>D - 6</b>	<b>24</b>	<b>1</b>	<b>2</b>	<b>3</b>	<b>52</b>	<b>-5</b>
Acquired from NY Islanders with Travis Green and Tony Tuzzolino in exchange for J.J. Daigneault, Mark Janssens and Joe Sacco, Feb. 6, 1998. Traded to Detroit in exchange for future considerations, Oct. 8, 1998.								
<b>Houlder, Bill</b>	<b>1993-94</b>	<b>D - 23</b>	<b>80</b>	<b>14</b>	<b>25</b>	<b>39</b>	<b>40</b>	<b>-18</b>
Acquired in the 1993 NHL Expansion Draft from Buffalo. Traded to St. Louis in exchange for Jason Marshall, Aug. 29, 1994.								
<b>Hrkac, Tony</b>	<b>1999-01</b>	<b>C - 15</b>	<b>140</b>	<b>17</b>	<b>32</b>	<b>49</b>	<b>37</b>	<b>-2</b>
Acquired from NY Islanders with Dean Malkoc in exchange for Ted Drury, Oct. 29, 1999. Became a free agent, July 1, 2001.								
<b>Huskins, Kent</b>	<b>2005-09</b>	<b>D - 40</b>	<b>142</b>	<b>6</b>	<b>22</b>	<b>28</b>	<b>100</b>	<b>+26</b>
Signed as a free agent, Aug. 30, 2005. Traded to San Jose with Travis Moen in exchange for Nick Bonino, Timo Plehmeler and a conditional selection in the 2009 NHL Draft, Mar. 4, 2009.								
<b>Hutton, Ben</b>	<b>2020-21</b>	<b>D - 7</b>	<b>34</b>	<b>1</b>	<b>4</b>	<b>5</b>	<b>11</b>	<b>-13</b>
Signed as a free agent, Jan. 15, 2021. Traded to Toronto in exchange for a fifth-round selection in the 2022 NHL Draft, Apr. 12, 2021.								
<b>Irwin, Matt</b>	<b>2019-20</b>	<b>D - 52</b>	<b>9</b>	<b>0</b>	<b>1</b>	<b>1</b>	<b>4</b>	<b>-7</b>
Acquired from Nashville with a sixth-round selection in the 2022 NHL Draft in exchange for Korbinian Holzer, Feb. 24, 2020. Became a free agent, Oct. 9, 2020.								
<b>Jackman, Ric</b>	<b>2006-07</b>	<b>D - 5</b>	<b>24</b>	<b>1</b>	<b>10</b>	<b>11</b>	<b>10</b>	<b>+3</b>
Acquired from Florida for a conditional draft pick, Jan. 2, 2007. Became a free agent, July 1, 2007.								
<b>Jackman, Tim</b>	<b>2013-16</b>	<b>RW - 18</b>	<b>83</b>	<b>8</b>	<b>3</b>	<b>11</b>	<b>152</b>	<b>-8</b>
Acquired from Calgary in exchange for sixth-round selection in the 2014 NHL Draft, Nov. 21, 2013. Traded to Chicago with a seventh-round selection in the 2017 NHL Draft in exchange for Corey Tropp, Feb. 29, 2016.								
<b>Jacques, Jean-Francois</b>	<b>2011-12</b>	<b>LW - 19</b>	<b>6</b>	<b>0</b>	<b>0</b>	<b>0</b>	<b>12</b>	<b>+2</b>
Signed as a free agent, July 6, 2011. Became a free agent, July 1, 2012.								
<b>Janssens, Mark</b>	<b>1997-98</b>	<b>C - 24/18</b>	<b>67</b>	<b>4</b>	<b>7</b>	<b>11</b>	<b>163</b>	<b>-25</b>
Acquired from Hartford in exchange for Bates Battaglia and a fourth-round selection in the 1998 NHL Draft, Mar. 18, 1997. Traded to NY Islanders with J.J. Daigneault and Joe Sacco in exchange for Travis Green, Doug Houda and Tony Tuzzolino, Feb. 6, 1998.								
<b>Johnson, Craig</b>	<b>2003-04</b>	<b>LW - 27</b>	<b>39</b>	<b>1</b>	<b>2</b>	<b>3</b>	<b>14</b>	<b>-4</b>
Signed as a free agent, Sept. 9, 2003. Claimed on waivers by Toronto, Jan. 9, 2004.								
<b>Jomphe, J.F.</b>	<b>1995-98</b>	<b>C - 46</b>	<b>104</b>	<b>10</b>	<b>29</b>	<b>39</b>	<b>100</b>	<b>-1</b>
Signed as a free agent, Sept. 27, 1993. Traded to Phoenix in exchange for Jim McKenzie, June 18, 1998.								
<b>Jonsson, Jorgen</b>	<b>1999-00</b>	<b>C - 22</b>	<b>13</b>	<b>1</b>	<b>2</b>	<b>3</b>	<b>0</b>	<b>-2</b>
Acquired from NY Islanders for Johan Davidsson and future considerations, Mar. 11, 2000. Signed as a free agent by Farjestad [Sweden], May 24, 2000.								
<b>Kariya, Paul</b>	<b>1995-03</b>	<b>LW - 9</b>	<b>606</b>	<b>300</b>	<b>369</b>	<b>669</b>	<b>213</b>	<b>+52</b>
Selected by Anaheim in the first round (fourth overall) of the 1993 NHL Draft. Became a free agent, July 1, 2003.								
<b>Karlsson, William</b>	<b>2014-15</b>	<b>C - 38</b>	<b>18</b>	<b>2</b>	<b>1</b>	<b>3</b>	<b>2</b>	<b>+1</b>
Selected by Anaheim in the second-round (53rd overall) of the 2011 NHL Draft. Traded to Columbus with Rene Bourque and a second-round selection in the 2015 NHL Draft in exchange for James Wisniewski and a third-round selection in the 2015 NHL Draft, Mar. 2, 2015.								
<b>Karpa, David</b>	<b>1995-98</b>	<b>D - 15/17/33</b>	<b>245</b>	<b>7</b>	<b>43</b>	<b>50</b>	<b>788</b>	<b>+5</b>
Acquired from Quebec in exchange for a conditional selection in the 1997 NHL Draft (fourth), Mar. 8, 1995. Traded to Carolina with a fourth-round selection in the 2000 NHL Draft in exchange for Stu Grimson and Kevin Haller, Aug. 11, 1998.								
<b>Karpov, Valeri</b>	<b>1994-97</b>	<b>RW - 11</b>	<b>76</b>	<b>14</b>	<b>15</b>	<b>29</b>	<b>32</b>	<b>-7</b>
Selected by Anaheim in the third round (56th overall) of the 1993 NHL Draft. Became a free agent, July 1, 1997.								
<b>Kasatonov, Alexei</b>	<b>1993-94</b>	<b>D - 7</b>	<b>55</b>	<b>4</b>	<b>18</b>	<b>22</b>	<b>43</b>	<b>-8</b>
Acquired in the 1993 NHL Expansion Draft from New Jersey. Traded to St. Louis in exchange for Maxim Bets and a sixth-round selection in the 1995 NHL Draft, Mar. 21, 1994.								
<b>Kase, Ondrej</b>	<b>2016-20</b>	<b>RW - 86/25</b>	<b>198</b>	<b>43</b>	<b>53</b>	<b>96</b>	<b>44</b>	<b>+10</b>
Selected by Anaheim in the seventh round (205th overall) of the 2014 NHL Draft. Traded to Boston in exchange for David Backes, Axel Andersson and a first-round selection in the 2020 NHL Draft, Feb. 21, 2020.								
<b>Kelly, Chris</b>	<b>2017-18</b>	<b>C - 22</b>	<b>12</b>	<b>0</b>	<b>2</b>	<b>2</b>	<b>2</b>	<b>+1</b>
Signed as a free agent, Feb. 25, 2017. Became a free agent, July 1, 2018.								
<b>Kerdiles, Nicolas</b>	<b>2016-18</b>	<b>LW - 58</b>	<b>3</b>	<b>0</b>	<b>0</b>	<b>0</b>	<b>0</b>	<b>+1</b>
Selected by Anaheim in the second round (36th overall) of the 2012 NHL Draft. Traded to Winnipeg in exchange for Chase De Leo, June 30, 2018.								
<b>Kilger, Chad</b>	<b>1995-96</b>	<b>C - 8</b>	<b>45</b>	<b>5</b>	<b>7</b>	<b>12</b>	<b>22</b>	<b>-2</b>
Selected by Anaheim in the first round (fourth overall) of the 1995 NHL Draft. Traded to Winnipeg with Oleg Tverdoktyov and a third-round selection in the 1996 NHL Draft in exchange for Teemu Selanne, Marc Chouinard and a fourth-round selection in the 1996 NHL Draft, Feb. 7, 1996.								
<b>Kirkland, Justin</b>	<b>2022-23</b>	<b>LW - 54</b>	<b>7</b>	<b>0</b>	<b>0</b>	<b>0</b>	<b>0</b>	<b>-3</b>
Signed as a free agent, July 14, 2022. Became a free agent, July 1, 2023.								
<b>Kindopp, Bryce</b>	<b>2021-22</b>	<b>RW - 57</b>	<b>1</b>	<b>0</b>	<b>0</b>	<b>0</b>	<b>0</b>	<b>0</b>
Signed as a free agent, March 4, 2020. Became a free agent, July 1, 2023.								
<b>King, Jason</b>	<b>2007-08</b>	<b>RW - 42</b>	<b>4</b>	<b>0</b>	<b>0</b>	<b>0</b>	<b>0</b>	<b>-3</b>
Acquired from Vancouver with a conditional third-round selection in the 2009 NHL Draft in exchange for Ryan Shannon, June 23, 2007. Signed with the Adler Mannheim of the Deutsche Liga [Germany], June 2, 2008.								
<b>King, Steven</b>	<b>1993-96</b>	<b>RW - 17/24</b>	<b>43</b>	<b>10</b>	<b>3</b>	<b>13</b>	<b>59</b>	<b>-8</b>
Acquired in the 1993 NHL Expansion Draft from NY Rangers. Became a free agent, July 1, 1996.								
<b>Kjellberg, Patric</b>	<b>2001-03</b>	<b>RW - 18</b>	<b>141</b>	<b>15</b>	<b>19</b>	<b>34</b>	<b>26</b>	<b>-18</b>
Acquired from Nashville in exchange for Petr Tenkrat, Nov. 1, 2001. Became a free agent, July 1, 2003.								
<b>Klee, Ken</b>	<b>2008-09</b>	<b>D - 2</b>	<b>3</b>	<b>0</b>	<b>0</b>	<b>0</b>	<b>4</b>	<b>+0</b>
Acquired from Atlanta with Brad Larsen and Chad Painchaud in exchange for Mathieu Schneider, Sept. 26, 2008. Claimed off waivers by Phoenix on Oct. 28, 2008.								
<b>Klingberg, John</b>	<b>2022-23</b>	<b>D - 3</b>	<b>50</b>	<b>8</b>	<b>16</b>	<b>24</b>	<b>30</b>	<b>-28</b>
Signed as a free agent, July 29, 2022. Traded to Minnesota for a 2025 fourth-round selection in the NHL Draft, D Andrej Sustir and C Nikita Nesterenko.								
<b>Kloos, Justin</b>	<b>2018-19</b>	<b>RW - x</b>	<b>1</b>	<b>0</b>	<b>0</b>	<b>0</b>	<b>0</b>	<b>0</b>
Acquired from Minnesota in exchange for Pontus Aberg, Jan. 17, 2018. Became a free agent, Oct. 9, 2020.								
<b>Knutsen, Espen</b>	<b>1997-98</b>	<b>C - 47/21</b>	<b>19</b>	<b>3</b>	<b>0</b>	<b>3</b>	<b>6</b>	<b>-10</b>
Acquired from Hartford in exchange for Kevin Brown, Oct. 1, 1996. Traded to Columbus in exchange for a fourth-round selection in the 2001 NHL Draft, May 25, 2000.								

# STATISTICS OF FORMER DUCKS



<b>Kohn, Ladislav</b>	1999-01	RW - 29	128	9	19	28	69	-32
Acquired from Atlanta in exchange for an eighth-round selection in the 2000 NHL Draft, Sept. 27, 1999. Traded to Atlanta for Sergei Vyshedkevich and Scott Langkow, Feb. 9, 2001.								
<b>Koivu, Saku</b>	2009-14	C - 11	332	64	127	191	186	+20
Signed as a free agent, July 8, 2009. Became a free agent, July 1, 2014.								
<b>Kondratiev, Maxim</b>	2007-08	D - 20	4	0	0	0	0	-2
Acquired from NY Rangers in exchange for Petr Sykora and a fourth-round selection in the 2007 NHL Draft, Jan. 8, 2006. Placed on waivers, Jan. 30, 2008.								
<b>Konopka, Zenon</b>	2005-06	C - 25	23	4	3	7	48	-4
Signed as a free agent, Sept. 1, 2004. Traded to Columbus with Curtis Glencross and a selection in either the 2007 or 2008 NHL Draft in exchange for Mark Hartigan, Joe Matzko and a fourth-round selection in the 2007 NHL Draft, Jan. 26, 2007.								
<b>Kossila, Kalle</b>	2016-19	LW - 83	19	2	1	3	4	-5
Signed as an undrafted free agent, June 30, 2016. Became a free agent, July 1, 2019.								
<b>Krivokrasov, Sergei</b>	2001-02	RW - 23	17	1	2	3	19	-1
Acquired from Minnesota in exchange for a seventh-round selection in the 2002 NHL Draft and future considerations, Nov. 1, 2001. Became a free agent July 1, 2002.								
<b>Krog, Jason</b>	2002-04	C - 10	147	16	27	43	28	-3
Signed as a free agent, July 17, 2002. Became a free agent, July 1, 2004.								
<b>Krygier, Todd</b>	1994-96	LW - 25	95	20	39	59	80	-8
Acquired from Washington in exchange for a fourth-round selection in the 1996 NHL Draft, Feb. 2, 1995. Traded to Washington in exchange for Mike Torchia, Mar. 8, 1996.								
<b>Kulikov, Dmitry</b>	2022-23	D - 29	61	3	12	15	30	-11
Acquired from Minnesota for future considerations, Aug. 31, 2022. Traded to Pittsburgh for LW Brock McGinn and a 2024 third-round selection in the NHL Draft.								
<b>Kunitz, Chris</b>	2003-05 & 2005-09	LW - 38/14	313	81	111	192	297	+60
Signed as free agent, Apr. 1, 2003. Claimed off waivers by Atlanta, Oct. 4, 2005. Claimed off waivers from Atlanta Oct. 18, 2005. Traded to Pittsburgh with Eric Tangradi in exchange for Ryan Whitney, Feb. 26, 2009.								
<b>Kurri, Jari</b>	1996-97	RW/C - 17	82	13	22	35	12	-13
Signed as a free agent, Aug. 14, 1996. Became a free agent, July 1, 1997.								
<b>Kurvers, Tom</b>	1994-95	D - 24	22	4	3	7	6	-13
Acquired from NY Islanders in exchange for Troy Loney, June 29, 1994. Became a free agent, July 1, 1995.								
<b>Ladouceur, Randy</b>	1993-96	D - 29	188	4	16	20	157	+14
Acquired in the 1993 NHL Expansion Draft from Hartford. Retired from the NHL after the 1995-96 season.								
<b>Lambert, Denny</b>	1994-96 & 2001-02	LW - 42/27	119	3	16	19	272	+2
Signed as a free agent, Aug. 16, 1993. Became a free agent, July 1, 1996. Acquired from Atlanta in exchange for future considerations, July 2, 2001. Became a free agent, July 1, 2002.								
<b>Lapierre, Maxim</b>	2010-11	C - 14	21	0	3	3	9	-6
Acquired from Montreal in exchange for Brett Festerling and a fifth-round selection in the 2012 NHL Draft, Dec. 31, 2010. Traded to Vancouver with MacGregor Sharp in exchange for Joel Perrault and a third-round selection in the 2012 NHL Draft, Feb. 28, 2011.								
<b>Larsson, Jacob</b>		D - 32/51	165	3	21	24	46	-26
Selected by Anaheim in the first round (27th overall) of the 2015 NHL Draft. Became a free agent, July 13, 2022.								
<b>Lebeau, Stephan</b>	1993-95	C - 47	60	14	20	34	26	+1
Acquired from Montreal in exchange for Ron Tugnutt, Feb. 20, 1994. Became a free agent, July 1, 1995.								
<b>LeBoutillier, Peter</b>	1996-98	RW - 52	35	2	1	3	176	-1
Selected by Anaheim in the sixth round (133rd overall) of the 1995 NHL Draft. Became a free agent, July 1, 2000.								
<b>Leclerc, Mike</b>	1996-04	LW - 27/12	291	54	78	132	251	-43
Selected by Anaheim in the third round (55th overall) of the 1995 NHL Draft. Traded to Phoenix in exchange for a conditional selection in the 2007 NHL Draft, Aug. 23, 2005.								
<b>Lettieri, Vinni</b>	2020-22	RW - 28/40	36	5	5	10	6	-11
Signed as a free agent, Oct. 10, 2020. Became a free agent, July 13, 2022.								
<b>Liambas, Mike</b>	2017-18	LW - 51	7	0	1	1	21	+0
Signed as a free agent, July 1, 2017. Became a free agent July 1, 2018.								
<b>Lilja, Andreas</b>	2010-11	D - 3	52	1	6	7	28	-15
Signed as a free agent, Oct. 11, 2010. Became a free agent July 1, 2011.								
<b>Lilley, John</b>	1993-96	RW - 48/27	23	3	8	11	13	+2
Signed as a free agent, Mar. 9, 1994. Became a free agent, July 1, 1996.								
<b>Lindholm, Hampus</b>	2013-22	D - 47	582	57	165	222	314	+748
Selected by Anaheim in the first round, (sixth overall) of the 2012 NHL Draft. Traded to Boston with Kodie Curran for Urho Vaakanainen, John Moore, 2022 first-round, 2023 second-round and 2024 second-round selections in the NHL Draft, Mar. 19, 2022.								
<b>Loach, Lonnie</b>	1993-94	LW - 27	3	0	0	0	2	-2
Acquired in the 1993 NHL Expansion Draft from Los Angeles. Became a free agent, July 1, 1994.								
<b>Lombardi, Matthew</b>	2012-13	C - 19	7	0	0	0	4	-2
Acquired from Phoenix in exchange for Brandon McMillon, Apr. 3, 2013. Became a free agent, July 5, 2013.								
<b>Loney, Troy</b>	1993-94	LW - 24	62	13	6	19	88	-5
Acquired in the 1993 NHL Expansion Draft from Pittsburgh. Traded to the NY Islanders in exchange for Tom Kurvers, June 29, 1994.								
<b>Lovejoy, Ben</b>	2012-15	D - 6	150	6	33	39	85	+30
Acquired from Pittsburgh in exchange for a fifth-round selection in the 2014 NHL Draft, Feb. 6, 2013. Traded to Pittsburgh in exchange for Simon Despres, Mar. 2, 2015.								
<b>Lupul, Joffrey</b>	2003-06 & 2009-11	RW - 15/14/19	205	56	58	114	108	-20
Selected in the first round (seventh overall) in the 2002 NHL Draft, June 22, 2002. Traded to Edmonton with Ladislav Smid, a first-round selection in the 2007 NHL Draft, a conditional first-round selection and a second-round selection in the 2008 NHL Draft in exchange for Chris Pronger, July 3, 2006. Acquired from Philadelphia with Luca Sbisa, a first-round selection in the 2009 NHL Draft, a first-round selection in the 2010 NHL Draft and a conditional selection in 2010 or 2011 for Chris Pronger and Ryan Dingle, June 26, 2009. Traded to Toronto with Jake Gardiner and a conditional fourth-round selection in 2013 in exchange for Francois Beauchemin, Feb. 9, 2011.								
<b>Lydman, Toni</b>	2010-13	D - 32	187	3	41	44	100	+31
Signed as a free agent, July 1, 2010. Became a free agent, July 5, 2013.								
<b>Macenauer, Maxime</b>	2011-12	C - 49	29	1	3	4	18	-4
Selected by Anaheim in the third round (63rd overall) of the 2007 NHL Draft, June 23, 2007. Traded to Winnipeg in exchange for Riley Holzapple, Feb. 13, 2012.								
<b>Mahura, Josh</b>	2018-22	D - 76	79	6	14	20	22	-17
Selected by Anaheim in the third round (85th overall) of the 2016 NHL Draft. Claimed off waivers by Florida, Oct. 10, 2012.								
<b>Mara, Paul</b>	2010-11	D - 23	33	1	1	2	40	-1

# STATISTICS OF FORMER DUCKS

Signed as a free agent, Sept. 16, 2010. Traded to Montreal in exchange for a fifth-round selection in the 2012 NHL Draft, Feb. 17, 2011.

<b>Marchant, Todd</b>	2005-11	C - 22	421	38	74	112	230	-29
Claimed off waivers from Columbus, Nov. 21, 2005. Retired, June 29, 2011.								
<b>Marha, Josef</b>	1997-99	C - 10	22	7	5	12	0	0
Acquired from Colorado in exchange for Warren Rychel and a conditional selection in the 1999 NHL Draft, Mar. 24, 1998. Traded to Chicago in exchange for future considerations, Jan. 28, 1999.								
<b>Manson, Josh</b>	2014-22	D - 42	453	26	87	113	431	+39
Selected by Anaheim in the sixth round (160th overall) of the 2011 NHL Draft. Traded to Colorado for Drew Helleson and a 2023 second-round selection in the NHL Draft, Mar. 14, 2022.								
<b>Maroon, Patrick</b>	2010-16	LW - 19/62	204	26	53	79	249	-8
Acquired from Philadelphia with David Laliberte in exchange for Danny Svyret and Rob Bordon, Nov. 21, 2010. Traded to Edmonton in exchange for Martin Gemat and a fourth-round selection in the 2016 NHL Draft, Feb. 29, 2016.								
<b>Marshall, Jason</b>	1995-01 & 2005-06	D - 23/28/6	370	8	34	42	740	-26
Acquired from St. Louis in exchange for Bill Haulder, Aug. 29, 1994. Traded to Washington in exchange for Alexei Tezikov and a fourth-round selection in the 2001 NHL Draft, Mar. 13, 2001. Signed as a free agent, Aug. 8, 2005. Became a free agent, July 1, 2006.								
<b>Martensson, Tony</b>	2003-04	C - 46	6	1	1	2	0	-2
Selected in the seventh round (224th overall) of the 2001 NHL Draft. Signed as a free agent by Linköping (Sweden), May 17, 2004.								
<b>Maxwell, Ben</b>	2011-12	C - 14	6	0	1	1	2	+1
Claimed off waivers from Winnipeg, Nov. 10, 2011. Claimed off waivers by Winnipeg, Dec. 6, 2011.								
<b>May, Brad</b>	2007-09	LW - 24	95	3	7	10	94	+6
Acquired from Colorado in exchange for Mike Wall, Feb. 27, 2007. Traded to Toronto in exchange for a conditional sixth-round selection in the 2010 NHL Draft, Jan. 7, 2009.								
<b>Mayhew, Gerry</b>	2021-22	RW - 26	15	5	1	6	8	-1
Claimed on waivers from Philadelphia, Mar. 20, 2022. Became a free agent, July 13, 2022.								
<b>McDonald, Andy</b>	2000-07	C - 48/11/19	391	92	167	259	162	+24
Signed as a free agent, Apr. 3, 2000. Traded to St. Louis in exchange for Doug Weight, Michel Bironer and a seventh-round selection in the 2008 NHL Draft, Dec. 14, 2007.								
<b>McGinn, Jamie</b>	2015-16	LW - 88	21	8	4	12	23	+3
Acquired from Buffalo in exchange for a third-round selection in the 2016 NHL Draft, Feb. 29, 2016. Became a free agent, July 1, 2016.								
<b>McInnis, Marty</b>	1998-02	RW - 16	272	57	88	145	127	-53
Acquired from Chicago in exchange for a fourth-round selection in the 2000 NHL Draft, Oct. 27, 1998. Traded to Boston in exchange for a third-round selection in the 2002 NHL Draft, Mar. 5, 2002.								
<b>McIver, Nathan</b>	2008-09	D - 6	18	0	1	1	36	+2
Claimed off waivers from Vancouver, Oct. 4, 2008. Traded to Vancouver in exchange for Mike Brown, Feb. 4, 2009.								
<b>McKay, Scott</b>	1993-94	C - 45	1	0	0	0	0	0
Signed as a free agent, Aug. 2, 1993. Became a free agent, July 1, 1995.								
<b>McKenzie, Jim</b>	1998-00	LW - 33	104	8	7	15	147	-23
Acquired from Phoenix in exchange for J.F. Jomphe, June 18, 1998. Claimed by Washington off NHL waivers Jan. 20, 2000.								
<b>McMillan, Brandon</b>	2010-13	C/LW - 64	91	11	15	26	40	-16
Selected by Anaheim in the third round (85th overall) of the 2008 NHL Draft, July 30, 2005. Traded to Phoenix in exchange for Matthew Lombardi, Apr. 3, 2013.								
<b>McSween, Don</b>	1994-96	D - 39/6	38	3	9	12	43	+4
Signed as a free agent on Jan. 12, 1994. Became a free agent, July 1, 1996.								
<b>Megna, Jaycob</b>	2016-19	D - 75/43	43	1	4	5	14	-4
Selected by Anaheim in the seventh round (210th overall) of the 2012 NHL Draft, June 23, 2012. Became a free agent, July 1, 2019.								
<b>Megna, Jayson</b>	2022-23	C - 7	41	2	6	8	4	-19
Claimed on waivers from Colorado, Dec. 6, 2022. Became a free agent, July 1, 2023.								
<b>Melin, Bjorn</b>	2006-07	RW - 43	3	1	0	1	0	-1
Acquired from NY Islanders with Ben Guite in exchange for future Dave Roche, Mar. 19, 2002. Signed with HV-71 of the Swedish Elite League, Sept. 9, 2003. Signed as a free agent, May 31, 2006. Signed with HV-71 of the Swedish Elite League, Apr. 27, 2007.								
<b>Mikkelsen, Brendan</b>	2008-11	D - 60	67	0	5	5	38	-6
Selected by Anaheim in the second round (31st overall) of the 2005 NHL Draft, July 30, 2005. Claimed off waivers by Calgary, Oct. 19, 2010.								
<b>Mikulchik, Oleg</b>	1995-96	D - 44	8	0	0	0	4	-2
Signed as a free agent, July 28, 1995. Became a free agent, July 1, 1996.								
<b>Milano, Sonny</b>	2018-22	LW - 12/22	81	16	23	39	14	-11
Acquired from Columbus for Devin Shore, Feb. 24, 2020. Became a free agent, July 13, 2022.								
<b>Miller, Drew</b>	2006-09	LW - 18	53	6	9	15	23	-1
Selected by Anaheim in the sixth round (186th overall) of the 2003 NHL Draft. Traded to Tampa Bay with a third-round selection in the 2010 NHL Draft in exchange for Evgeny Artyukin, Aug. 13, 2009.								
<b>Miller, Kip</b>	1999-00	C - 11	30	6	17	23	4	+1
Acquired from Pittsburgh in exchange for future considerations, Jan. 29, 2000. Became free agent on July 1, 2000.								
<b>Mironov, Dmitri</b>	1996-98	D - 15	128	18	64	82	192	+13
Acquired from Pittsburgh with Shawn Antoski in exchange for Alex Hicks and Fredrik Olausson, Nov. 19, 1996. Traded to Detroit in exchange for Jamie Pushor and a fourth-round selection in the 1998 NHL Draft, Mar. 24, 1998.								
<b>Moen, Travis</b>	2005-09	LW - 32	261	22	23	45	331	-34
Acquired from Chicago in exchange for Mikael Holmqvist, July 30, 2005. Traded to San Jose with Kent Huskins in exchange for Nick Bonino, Timo Pielmeier and a conditional selection in the 2009 NHL Draft, Mar. 4, 2009.								
<b>Montador, Steve</b>	2008-09	D - 5	65	4	16	20	125	+14
Signed as a free agent, July 11, 2008. Traded to Boston for Petteri Nokelainen, Mar. 4, 2009.								
<b>Montour, Brandon</b>	2016-19	D - 71/26	169	16	47	63	96	+11
Selected by Anaheim in the second-round (55th overall) of the 2014 NHL Draft. Traded to Buffalo in exchange for Brendan Guhle and a conditional first-round selection in the 2019 NHL Draft, Feb. 24, 2019.								
<b>Moran, Ian</b>	2006-07	D - 18	1	0	0	0	0	-1
Signed as a free agent, Aug. 15, 2006. Signed with Eisbaren Berlin of the German Elite League, Jan. 25, 2007.								
<b>Moro, Marc</b>	1997-98	D - 37	1	0	0	0	0	0
Acquired from Ottawa with Ted Drury in exchange for Shaun Van Allen and Jason York, Oct. 1, 1996. Traded to Nashville with Chris Mason in exchange for Dominic Roussel, Oct. 5, 1998.								

# STATISTICS OF FORMER DUCKS



<b>Morrison, Brendan</b>	<b>2008-09</b>	<b>C/LW - 7</b>	<b>62</b>	<b>10</b>	<b>12</b>	<b>22</b>	<b>16</b>	<b>0</b>
Signed as a free agent, July 8, 2008. Claimed off waivers by Dallas, Mar. 4, 2009.								
<b>Motzko, Joe (playoffs only)</b>	<b>2006-07</b>	<b>RW - 46</b>	<b>3</b>	<b>0</b>	<b>0</b>	<b>0</b>	<b>0</b>	<b>+2</b>
Acquired from Columbus with Mark Hartigan and a 2007 fourth-round selection in exchange for Curtis Glencross, Zenon Konopka and a seventh-round selection in the 2007 or 2008 NHL Draft, Jan. 26, 2007. Became free agent, July 1, 2007.								
<b>Mowers, Mark</b>	<b>2007</b>	<b>RW - 48/28</b>	<b>17</b>	<b>1</b>	<b>0</b>	<b>1</b>	<b>8</b>	<b>0</b>
Acquired from Boston in exchange for Nathan Saunders and Brett Skinner, Sept. 24, 2007. Became a free agent, Nov. 30, 2007.								
<b>Nazarov, Andrei</b>	<b>2000-01</b>	<b>RW - 26</b>	<b>16</b>	<b>1</b>	<b>0</b>	<b>1</b>	<b>29</b>	<b>-9</b>
Acquired from Calgary with a second-round selection in the 2001 NHL Draft in exchange for Jordan Leopold, Sept. 26, 2000. Traded to Boston with Patrick Traverse in exchange for Samuel Pahlsson, Nov. 18, 2000.								
<b>Nieckar, Barry</b>	<b>1996-98</b>	<b>LW - 42</b>	<b>3</b>	<b>0</b>	<b>0</b>	<b>0</b>	<b>7</b>	<b>0</b>
Signed as a free agent, Oct. 2, 1996. Became a free agent, July 1, 1998.								
<b>Niedermayer, Rob</b>	<b>2003-09</b>	<b>LW/RW - 44</b>	<b>382</b>	<b>56</b>	<b>68</b>	<b>124</b>	<b>311</b>	<b>-32</b>
Acquired from Calgary in exchange for Jean-Francois Damphousse and Mike Commodore, Mar. 11, 2003. Became free agent on July 1, 2009.								
<b>Niedermayer, Scott</b>	<b>2005-10</b>	<b>D - 27</b>	<b>371</b>	<b>60</b>	<b>204</b>	<b>264</b>	<b>306</b>	<b>-5</b>
Signed as a free agent, Aug. 4, 2005. Announced his retirement, June 22, 2010.								
<b>Nielsen, Jeff</b>	<b>1997-00</b>	<b>RW - 19</b>	<b>191</b>	<b>17</b>	<b>19</b>	<b>36</b>	<b>64</b>	<b>-9</b>
Signed as a free agent, Aug. 11, 1997. Selected by Minnesota in the 2000 NHL Expansion Draft, June 23, 2000.								
<b>Niemi, Antti-Jussi</b>	<b>2000-02</b>	<b>D - 4/40</b>	<b>29</b>	<b>1</b>	<b>1</b>	<b>2</b>	<b>22</b>	<b>-7</b>
Acquired from Ottawa with Ted Donato in exchange for Patrick Lalime, June 18, 1999. Signed as a free agent by Jokerit Helsinki (Finland), Aug. 13, 2002.								
<b>Nikulin, Igor (playoff only)</b>	<b>1996-97</b>	<b>RW - 21</b>	<b>1</b>	<b>0</b>	<b>0</b>	<b>0</b>	<b>0</b>	<b>0</b>
Selected by Anaheim in the fifth round (107th overall) of the 1995 NHL Draft. Became a free agent, July 1, 1999.								
<b>Noesen, Stefan</b>	<b>2014-17</b>	<b>RW - 64</b>	<b>14</b>	<b>2</b>	<b>0</b>	<b>2</b>	<b>2</b>	<b>+2</b>
Acquired from Ottawa with Jakob Silfverberg and a first round selection in the 2014 NHL Draft in exchange for Bobby Ryan, July 5, 2013. Claimed off waivers by New Jersey, Jan. 25, 2017.								
<b>Nokalainen, Petteri</b>	<b>2008-10</b>	<b>C/RW - 17</b>	<b>67</b>	<b>8</b>	<b>9</b>	<b>17</b>	<b>27</b>	<b>-4</b>
Acquired from Boston in exchange for Steve Montador, Mar. 4, 2009. Traded to Phoenix in exchange for a sixth-round selection in the 2010 NHL Draft, Mar. 3, 2010.								
<b>Norris, Dwayne</b>	<b>1995-96</b>	<b>RW - 28</b>	<b>3</b>	<b>0</b>	<b>1</b>	<b>1</b>	<b>2</b>	<b>0</b>
Signed as a free agent, Nov. 3, 1995. Became a free agent, July 1, 1996.								
<b>Oates, Adam</b>	<b>2002-03</b>	<b>C - 77</b>	<b>67</b>	<b>9</b>	<b>36</b>	<b>45</b>	<b>16</b>	<b>-1</b>
Signed as a free agent, July 1, 2002. Became a free agent, July 1, 2003.								
<b>O'Brien, Shane</b>	<b>2006-07</b>	<b>D - 37</b>	<b>62</b>	<b>2</b>	<b>12</b>	<b>14</b>	<b>140</b>	<b>+5</b>
Selected by Anaheim in the eighth round (250th overall) of the 2003 NHL Draft. Traded to Tampa Bay with a 3rd round selection in the 2007 NHL Draft in exchange for Gerald Coleman and a first round selection in the 2007 NHL Draft, Feb. 24, 2007.								
<b>O'Connor, Myles</b>	<b>1993-94</b>	<b>D - 44</b>	<b>5</b>	<b>0</b>	<b>1</b>	<b>1</b>	<b>6</b>	<b>0</b>
Signed as a free agent, July 22, 1993. Became a free agent, July 1, 1995.								
<b>O'Donnell, Sean</b>	<b>2006-08</b>	<b>D - 21</b>	<b>182</b>	<b>5</b>	<b>24</b>	<b>29</b>	<b>202</b>	<b>+21</b>
Acquired from Phoenix in exchange for Joel Perrault, Mar. 9, 2006. Traded to Los Angeles in exchange for a conditional draft pick, Sept. 30, 2008.								
<b>O'Regan, Danny</b>	<b>2021-22</b>	<b>RW - 55</b>	<b>5</b>	<b>0</b>	<b>1</b>	<b>1</b>	<b>0</b>	<b>-1</b>
Signed as a free agent, July 29, 2021. Traded to Detroit for Michael Del Zotto, Dec. 19, 2022.								
<b>Oksuta, Roman</b>	<b>1995-97</b>	<b>RW - 28/10</b>	<b>42</b>	<b>13</b>	<b>12</b>	<b>25</b>	<b>40</b>	<b>-10</b>
Acquired from Vancouver in exchange for Mike Sillinger, Mar. 15, 1996. Traded to Pittsburgh in exchange for Richard Park, Mar. 18, 1997.								
<b>Olausson, Fredrik</b>	<b>1995-96, 1998-00 &amp; 2002-03</b>	<b>D - 2/4</b>	<b>244</b>	<b>37</b>	<b>90</b>	<b>127</b>	<b>112</b>	<b>+6</b>
Acquired on waivers from Edmonton, Jan. 16, 1996. Traded to Pittsburgh with Alex Hicks in exchange for Shawn Antoski and Dmitri Mironov, Nov. 19, 1996. Signed as a free agent, Aug. 28, 1998. Retired from the NHL, Apr. 10, 2000. Signed as a free agent, July 12, 2002. Became a free agent, July 1, 2003.								
<b>O'Marra, Ryan</b>	<b>2011-12</b>	<b>C - 58</b>	<b>2</b>	<b>0</b>	<b>0</b>	<b>0</b>	<b>0</b>	<b>-1</b>
Acquired from Edmonton in exchange for Bryan Rodney, Feb. 16, 2012. Became a free agent, July 1, 2012.								
<b>O'Sullivan, Chris</b>	<b>2002-03</b>	<b>D - 37</b>	<b>2</b>	<b>0</b>	<b>1</b>	<b>1</b>	<b>0</b>	<b>0</b>
Signed as a free agent, July 20, 2002. Became a free agent, July 1, 2003.								
<b>Oystrick, Nathan</b>	<b>2009-10</b>	<b>D - 41</b>	<b>3</b>	<b>0</b>	<b>0</b>	<b>0</b>	<b>2</b>	<b>-1</b>
Acquired from Atlanta with a conditional draft choice in the 2011 NHL Draft in exchange for Evgeny Artyukhin, Mar. 1, 2010. Became free agent, July 1, 2010.								
<b>Ozolins, Sandis</b>	<b>2003-06</b>	<b>D - 8</b>	<b>84</b>	<b>13</b>	<b>27</b>	<b>40</b>	<b>48</b>	<b>-1</b>
Acquired from Florida with Lance Ward in exchange for Pavel Trnka, Matt Cullen and a fourth-round selection in the 2003 NHL Draft, Jan. 30, 2003. Traded to NY Rangers in exchange for a third-round selection in the 2006 NHL Draft, Mar. 9, 2006.								
<b>Pahlsson, Samuel</b>	<b>2000-09</b>	<b>C - 26</b>	<b>527</b>	<b>51</b>	<b>90</b>	<b>141</b>	<b>252</b>	<b>-40</b>
Acquired from Boston in exchange for Patrick Traverse and Andrei Nazarov, Nov. 18, 2000. Traded to Chicago with Logan Stephenson and a conditional fourth-round selection in the 2009 NHL Draft in exchange for James Wisniewski and Petri Kontiola, Mar. 4, 2009.								
<b>Palmieri, Kyle</b>	<b>2010-15</b>	<b>RW - 21/51</b>	<b>198</b>	<b>43</b>	<b>46</b>	<b>89</b>	<b>90</b>	<b>+11</b>
Selected by Anaheim in the first round (26th overall) of the 2009 NHL Draft. Traded to New Jersey in exchange for a second-round selection in the 2015 NHL Draft and a third-round selection in the 2016 NHL Draft.								
<b>Park, Richard</b>	<b>1997-98</b>	<b>C - 32</b>	<b>26</b>	<b>1</b>	<b>3</b>	<b>4</b>	<b>18</b>	<b>-3</b>
Acquired from Pittsburgh in exchange for Roman Oksuta, Mar. 18, 1997. Became a free agent, July 1, 1998.								
<b>Parros, George</b>	<b>2006-12</b>	<b>RW - 16</b>	<b>356</b>	<b>15</b>	<b>13</b>	<b>28</b>	<b>812</b>	<b>+10</b>
Acquired from Colorado in exchange for a second-round selection in the 2007 NHL Draft, Nov. 13, 2006. Became a free agent, July 1, 2012.								
<b>Parsinen, Timo</b>	<b>2001-02</b>	<b>LW - 29</b>	<b>17</b>	<b>0</b>	<b>3</b>	<b>3</b>	<b>2</b>	<b>0</b>
Selected by Anaheim in the fourth round (102nd overall) of the 2001 NHL Draft. Signed as a free agent by HIFK Helsinki (Finland), Apr. 25, 2002.								
<b>Paterny, Greg</b>	<b>2021-22</b>	<b>D - 29</b>	<b>10</b>	<b>1</b>	<b>1</b>	<b>2</b>	<b>10</b>	<b>0</b>
Signed as a free agent, July 29, 2021. Became a free agent, July 13, 2022.								
<b>Pelley, Rod</b>	<b>2011-12</b>	<b>C - 14</b>	<b>45</b>	<b>2</b>	<b>1</b>	<b>3</b>	<b>9</b>	<b>-3</b>
Acquired from New Jersey with Mark Fraser and a seventh-round selection in the 2012 NHL Draft in exchange for Kurtis Foster and Timo Pielmeier, Dec. 12, 2011. Became a free agent, July 1, 2012.								
<b>Penner, Dustin</b>	<b>2005-07 &amp; 2013-14</b>	<b>LW - 17/76</b>	<b>150</b>	<b>46</b>	<b>38</b>	<b>84</b>	<b>100</b>	<b>+23</b>
Signed as a free agent, May 12, 2004. Signed as a free agent by Edmonton, Aug. 2, 2007. Signed as a free agent, July 16, 2013. Traded to Washington for a conditional fourth-round draft pick in the 2014 NHL Draft, Mar. 4, 2014.								

# STATISTICS OF FORMER DUCKS

<b>Perreault, Mathieu</b>	2013-14	C - 22	69	18	25	43	36	+13
Acquired from Washington in exchange for John Mitchell and a fourth-round selection in the 2014 NHL Draft, Sept. 29, 2013. Became a free agent, July 1, 2014.								
<b>Perron, David</b>	2015-16	LW - 57	28	8	12	20	34	+12
Acquired from Pittsburgh with Adam Clendening in exchange for Carl Hagelin, Jan. 15, 2016. Became a free agent, July 1, 2016.								
<b>Perry, Corey</b>	2005-19	RW - 61/10	988	372	404	776	1,110	+76
Selected by Anaheim in the first round (28th overall) of the 2003 NHL Draft. Became a free agent, July 1, 2019.								
<b>Pettersson, Marcus</b>	2017-19	D - 65/28	49	1	9	10	23	+9
Selected by Anaheim in the second-round (38th overall) of the 2014 NHL Draft. Traded to Pittsburgh in exchange for Daniel Sprong, Dec. 3, 2018.								
<b>Pirri, Brandon</b>	2015-16	LW - 11	9	3	2	5	0	+0
Acquired from Florida in exchange for a sixth-round selection in the 2016 NHL Draft, Feb. 29, 2016. Became a free agent, July 1, 2016.								
<b>Platt, Geoff</b>	2007-08	C - 20	5	0	0	0	2	+2
Acquired from Columbus in exchange for Aaron Rome and Clay Wilson, Nov. 15, 2007. Signed as a free agent by Minsk (KHL), May 15, 2009.								
<b>Plavsic, Adrian</b>	1996-97	D - 25	6	0	0	0	2	-5
Signed as a free agent, Aug. 27, 1996. Became a free agent, July 1, 1997.								
<b>Popovic, Mark</b>	2004	D - 33	1	0	0	0	0	0
Selected by Anaheim in the second round (35th overall) of the 2001 NHL Draft. Traded to Atlanta in exchange for Kip Brennan, Aug. 25, 2005.								
<b>Pronger, Chris</b>	2006-09	D - 25	220	36	114	150	285	+26
Acquired from Edmonton in exchange for Jeffery Lupul, Ladislav Smid, a first-round selection in the 2007 NHL Draft, a conditional first-round selection and a second-round selection in the 2008 NHL Draft, July 3, 2006. Traded to Philadelphia with Ryan Dingle in exchange for Jeffery Lupul, Luca Sbisa, a first-round selection in the 2009 NHL Draft, a first-round selection in the 2010 NHL Draft and a conditional third-round selection in the 2010 or 2011 NHL Draft, June 26, 2009.								
<b>Pronger, Sean</b>	1996-98	C - 54/10	108	12	23	35	56	-3
Signed as a free agent, Feb. 14, 1995. Traded to Pittsburgh in exchange for Patrick Lalime, Mar. 24, 1998.								
<b>Prospal, Václav</b>	2003-04	LW - 40	82	19	35	54	54	-9
Signed as a free agent, July 17, 2003. Traded to Tampa Bay in exchange for a second-round selection in the 2005 NHL Draft, Aug. 16, 2004.								
<b>Pushor, Jamie</b>	1997-99	D - 4	80	1	4	5	122	-19
Acquired from Detroit with a fourth-round selection in the 1998 NHL Draft in exchange for Dmitri Mironov, Mar. 24, 1998. Selected by Atlanta in the 1999 NHL Expansion Draft, June 25, 1999.								
<b>Rakell, Rickard</b>	2012-22	RW - 67	550	154	185	339	116	-23
Selected by Anaheim in the first round (30th overall) of the 2011 NHL Draft. Traded to Pittsburgh for Zack Aston-Reese, Dominik Simon, Calle Clang and a 2022 second-round selection, Mar. 21, 2022.								
<b>Rasmussen, Dennis</b>	2017-18	C - 22	27	1	3	4	8	+4
Signed as a free agent, July 7, 2017. Released by Anaheim, Feb. 13, 2018.								
<b>Raymond, Mason</b>	2016-17	LW - 39	4	0	0	0	0	-2
Signed as a free agent, July 4, 2016. Placed on unconditional waivers, Nov. 2, 2016.								
<b>Reichert, Craig</b>	1996-97	RW - 51	3	0	0	0	0	-2
Selected in the third round (67th overall) of the 1994 NHL Draft. Became a free agent, July 1, 1999.								
<b>Ritchie, Nick</b>	2015-16	LW - 37	287	43	66	109	331	+14
Selected in the first round (10th overall) of the 2014 NHL Draft. Traded to Boston in exchange for Danton Heinen, Feb. 24, 2020.								
<b>Robak, Colby</b>	2014-15	D - 48	5	0	1	1	0	+3
Acquired from Florida in exchange for Jesse Blocker a conditional selection, Dec. 4, 2014. Became a free agent, July 1, 2015.								
<b>Robidas, Stephane</b>	2013-14	D - 19	14	1	4	5	8	+3
Acquired from Dallas in exchange for a conditional fourth-round selection in the 2014 NHL Draft, Mar. 4, 2014. Became a free agent, July 1, 2014.								
<b>Robinson, Buddy</b>	2021-22	RW - 53	32	1	5	6	19	+2
Signed as a free agent, July 29, 2021. Became a free agent, July 13, 2022.								
<b>Rome, Aaron</b>	2006-07	D - 34	1	0	0	0	0	-1
Signed as a free agent, June 7, 2004. Traded to Columbus with Clay Wilson in exchange for Geoff Platt and Bruno St. Jacques, Nov. 15, 2007.								
<b>Ronnqvist, Jonas</b>	2000-01	R - 22	38	0	4	4	14	-7
Selected by Anaheim in the fourth round (98th overall) of the 2000 NHL Draft. Signed as a free agent by Lulea HF Sweden, Apr. 25, 2002.								
<b>Rowney, Carter</b>	2018-21	C/RW - 24	152	15	30	45	28	+3
Signed as a free agent, July 2, 2018. Became a free agent, July 28, 2021.								
<b>Roy, Kevin</b>	2017-19	LW - 63	28	6	1	7	6	+2
Selected by Anaheim in the fourth round (97th overall) of the 2012 NHL Draft. Became a free agent, July 1, 2019.								
<b>Ruchin, Steve</b>	1994-04	C - 15/20	616	153	279	432	140	+28
Selected by Anaheim in the first round (second overall) of the 1994 NHL Supplemental Draft. Traded to NY Rangers in exchange for Trevor Gillies and a conditional selection in the 2007 NHL Draft, Aug. 25, 2005.								
<b>Ruutu, Jarkko</b>	2010-11	LW - 37	23	1	1	2	38	0
Acquired from Ottawa in exchange for a sixth-round selection in the 2011 NHL Draft, Feb. 17, 2011. Became a free agent on July 1, 2011.								
<b>Ryan, Bobby</b>	2007-13	LW - 9/54	378	147	142	289	251	+40
Selected by Anaheim in the first round (second overall) of the 2005 NHL Draft. Traded to Ottawa in exchange for Jakob Silfverberg, Stefan Noesen and a first-round selection in the 2014 NHL Draft, July 5, 2013.								
<b>Rychel, Warren</b>	1996-98	LW - 16	133	15	13	28	416	-4
Signed as a free agent, July 23, 1996. Traded to Colorado in exchange for Josef Marha and a conditional selection in the 1999 NHL Draft, Mar. 24, 1998.								
<b>Sacco, David</b>	1994-96	LW/C - 12	31	4	12	16	18	-2
Acquired from Toronto in exchange for Terry Yake, Sept. 28, 1994. Became a free agent, July 1, 1996.								
<b>Sacco, Joe</b>	1993-98	RW - 14	333	62	68	130	183	-18
Acquired in the 1993 NHL Expansion Draft from Toronto. Traded to NY Islanders with J.J. Daigneault and Mark Janssens in exchange for Travis Green, Doug Houda and Tony Tuzzolino, Feb. 6, 1998.								
<b>Salcido, Brian</b>	2008-09	D - 55	2	0	1	1	0	+2
Selected by Anaheim in the fifth round (141st overall) of the 2005 NHL Draft. Signed with the HC Sparta Praha of the Czech Extraliga, July 14, 2010.								
<b>Salej, Ruslan</b>	1996-06	D - 5/24	594	26	79	105	735	-3
Selected by Anaheim in the first round (ninth overall) of the 1996 NHL Draft. Became a free agent, July 1, 2006.								
<b>Sandstrom, Tomas</b>	1997-99	RW - 17	135	24	25	49	106	-30
Signed as a free agent, Aug. 1, 1997. Became a free agent, July 1, 1999.								

# STATISTICS OF FORMER DUCKS



<b>Santorelli, Mike</b>	<b>2015-16</b>	<b>C - 25</b>	<b>70</b>	<b>9</b>	<b>9</b>	<b>18</b>	<b>8</b>	<b>-4</b>
Signed as a free agent, Aug. 17, 2015. Became a free agent, July 1, 2016.								
<b>Sauer, Kurt</b>	<b>2002-04</b>	<b>D - 34</b>	<b>135</b>	<b>2</b>	<b>6</b>	<b>8</b>	<b>106</b>	<b>-31</b>
Signed as a free agent, June 6, 2002. Traded to Colorado with a fourth-round selection in the 2005 NHL Draft in exchange for Martin Skoula, Feb. 21, 2004.								
<b>Sawyer, Kevin</b>	<b>2000-03</b>	<b>LW - 46/25</b>	<b>97</b>	<b>3</b>	<b>3</b>	<b>6</b>	<b>363</b>	<b>-7</b>
Signed as a free agent, July 13, 2000. Became a free agent, July 1, 2003.								
<b>Sbisa, Luca</b>	<b>2009-14</b>	<b>D - 5</b>	<b>227</b>	<b>9</b>	<b>40</b>	<b>49</b>	<b>181</b>	<b>-17</b>
Acquired from Philadelphia with Jeffrey Lupul, a first-round selection in the 2009 NHL Draft, a first-round selection in the 2010 NHL Draft and a conditional third-round selection in the 2010 or 2011 NHL Draft for Chris Pronger and Ryan Dingle, June 26, 2009. Traded to Vancouver with Nick Bonino, a first-round selection and a third-round selection in 2014 NHL Draft in exchange for Ryan Kesler and a third-round selection in the 2015 NHL Draft, June 27, 2014.								
<b>Schastlivy, Petr</b>	<b>2004</b>	<b>LW - 27</b>	<b>22</b>	<b>2</b>	<b>0</b>	<b>2</b>	<b>4</b>	<b>-3</b>
Acquired from Ottawa in exchange for Todd Simpson, Feb. 4, 2004. Became a free agent, July 1, 2004.								
<b>Schenn, Luke</b>	<b>2018-19</b>	<b>D - 2</b>	<b>8</b>	<b>0</b>	<b>0</b>	<b>0</b>	<b>7</b>	<b>-6</b>
Signed as a free agent, July 1, 2018. Traded to Vancouver in exchange for Michael Del Zotto and a seventh-round selection in the 2020 NHL Draft, Jan. 17, 2019.								
<b>Schneider, Mathieu</b>	<b>2007-08</b>	<b>D - 11</b>	<b>65</b>	<b>12</b>	<b>27</b>	<b>39</b>	<b>50</b>	<b>+22</b>
Signed as a free agent, July 1, 2007. Traded to Atlanta in exchange for Ken Klee, Brad Larsen and Chad Painchaud, Sept. 26, 2008.								
<b>Sekac, Jiri</b>	<b>2014-16</b>	<b>LW - 46</b>	<b>41</b>	<b>3</b>	<b>7</b>	<b>10</b>	<b>8</b>	<b>+2</b>
Acquired from Montreal in exchange for Devante Smith-Pelly, Feb. 24, 2015. Traded to Chicago in exchange for Ryan Garbutt, Jan. 21, 2016.								
<b>Selanne, Teemu</b>	<b>1996-01 &amp; 2005-14</b>	<b>RW - 8/13</b>	<b>966</b>	<b>457</b>	<b>531</b>	<b>988</b>	<b>471</b>	<b>+120</b>
Acquired from Winnipeg with Marc Chouinard and a fourth-round selection in the 1996 NHL Draft for Chad Kilger, Oleg Tverdokavsky and a third round selection in 1996 NHL Draft, Feb. 7, 1996. Traded to San Jose for Jeffries Jensen, Steve Shields and a second-round selection in the 2003 NHL Draft, Mar. 5, 2001. Signed as a free agent by Anaheim, Aug. 22, 2005.								
<b>Semenov, Anatoli</b>	<b>1993-96</b>	<b>C - 19/93</b>	<b>76</b>	<b>15</b>	<b>32</b>	<b>47</b>	<b>26</b>	<b>-18</b>
Acquired in the 1993 NHL Expansion Draft from Vancouver. Traded to Philadelphia in exchange for Milos Holan, Mar. 5, 1995. Re-acquired from Philadelphia with the rights to Mike Crowley in exchange for the rights to Brian Wessenberg, Mar. 19, 1996. Became a free agent, July 1, 1996.								
<b>Severson, Cam</b>	<b>2002-04</b>	<b>LW - 14/17</b>	<b>33</b>	<b>3</b>	<b>0</b>	<b>3</b>	<b>58</b>	<b>-3</b>
Signed as a free agent, Aug. 22, 2002. Became a free agent, July 1, 2004.								
<b>Severyn, Brent</b>	<b>1997-98</b>	<b>RW - 22</b>	<b>37</b>	<b>1</b>	<b>3</b>	<b>4</b>	<b>133</b>	<b>-3</b>
Acquired in the 1997 NHL Waiver Draft from Colorado. Became a free agent, July 1, 1998.								
<b>Sexton, Dan</b>	<b>2009-11</b>	<b>RW - 42</b>	<b>88</b>	<b>13</b>	<b>19</b>	<b>32</b>	<b>20</b>	<b>-9</b>
Signed as a free agent, Apr. 7, 2009. Traded to Tampa Bay in exchange for Kyle Wilson, Mar. 11, 2013.								
<b>Sgarbossa, Michael</b>	<b>2015-17</b>	<b>C - 77/48</b>	<b>10</b>	<b>0</b>	<b>2</b>	<b>2</b>	<b>0</b>	<b>-2</b>
Acquired from Colorado in exchange for Mat Clark, Mar. 2, 2015. Traded to Florida in exchange for Logan Shaw, Nov. 16, 2016.								
<b>Shannon, Ryan</b>	<b>2006-07</b>	<b>C - 38</b>	<b>53</b>	<b>2</b>	<b>9</b>	<b>11</b>	<b>10</b>	<b>-2</b>
Signed as a free agent, Nov. 28, 2005. Traded to Vancouver in exchange for Jason King and a conditional third-round selection in the 2009 NHL Draft, June 23, 2007.								
<b>Sharp, MacGregor</b>	<b>2009-10</b>	<b>C - 67</b>	<b>8</b>	<b>0</b>	<b>0</b>	<b>0</b>	<b>0</b>	<b>0</b>
Signed as a free agent by Anaheim, Mar. 31, 2009. Traded to Vancouver with Maxim Lapierre for Joel Ferrouti and a third-round selection in the 2012 Draft, Feb. 28, 2011.								
<b>Shaw, Logan</b>	<b>2016-18</b>	<b>RW - 48</b>	<b>97</b>	<b>5</b>	<b>13</b>	<b>18</b>	<b>14</b>	<b>+2</b>
Acquired from Florida in exchange for Michael Sgarbossa, Nov. 16, 2016. Claimed off waivers by Montreal, Jan. 15, 2018.								
<b>Simon, Dominik</b>	<b>2021-22</b>	<b>LW - 51</b>	<b>17</b>	<b>0</b>	<b>4</b>	<b>4</b>	<b>6</b>	<b>0</b>
Acquired from Pittsburgh with Zack Aston-Reese, Calle Clang and a 2022 second-round selection for Rickard Rakell, Mar. 21, 2022. Became a free agent, July 13, 2022.								
<b>Shattenkirk, Kevin</b>	<b>2020-23</b>	<b>D - 22</b>	<b>212</b>	<b>14</b>	<b>63</b>	<b>77</b>	<b>120</b>	<b>-37</b>
Signed as a free agent, Oct. 9, 2020. Became a free agent, July 1, 2023.								
<b>Sherwood, Kiefer</b>	<b>2018-20</b>	<b>D - 64</b>	<b>60</b>	<b>6</b>	<b>7</b>	<b>13</b>	<b>14</b>	<b>0</b>
Signed as a free agent, March 19, 2018. Became a free agent, Oct. 9, 2020.								
<b>Shore, Devin</b>	<b>2018-20</b>	<b>C - 29</b>	<b>73</b>	<b>9</b>	<b>13</b>	<b>22</b>	<b>14</b>	<b>-20</b>
Acquired from Florida in exchange for Michael Sgarbossa, Nov. 16, 2016. Claimed off waivers by Montreal, Jan. 15, 2018.								
<b>Sillinger, Mike</b>	<b>1994-96</b>	<b>C - 26</b>	<b>77</b>	<b>15</b>	<b>26</b>	<b>41</b>	<b>38</b>	<b>-19</b>
Acquired from Detroit with Jason York in exchange for Stu Grimson and Mark Ferrer, Apr. 4, 1995. Traded to Vancouver in exchange for Roman Oksiuta, Mar. 15, 1996.								
<b>Simpson, Todd</b>	<b>2003-04</b>	<b>D - 2</b>	<b>46</b>	<b>4</b>	<b>3</b>	<b>7</b>	<b>105</b>	<b>-6</b>
Acquired in the 2003 NHL Waiver Draft from Phoenix. Traded to Ottawa in exchange for Petr Schastlivy, Feb. 5, 2004.								
<b>Skaide, Jarrod</b>	<b>1993-94</b>	<b>C - 10</b>	<b>20</b>	<b>5</b>	<b>4</b>	<b>9</b>	<b>10</b>	<b>-3</b>
Acquired in the 1993 NHL Expansion Draft from New Jersey. Traded to Calgary in exchange for Bobby Marshall, Oct. 30, 1995.								
<b>Skoula, Martin</b>	<b>2003-04</b>	<b>D - 14</b>	<b>21</b>	<b>2</b>	<b>7</b>	<b>9</b>	<b>2</b>	<b>+3</b>
Acquired from Colorado in exchange for Kurt Sauer and a fourth-round selection in the 2005 NHL Draft, Feb. 21, 2004. Became a free agent, Aug. 1, 2005.								
<b>Smirnov, Alexei</b>	<b>2002-03</b>	<b>LW - 22</b>	<b>52</b>	<b>3</b>	<b>3</b>	<b>6</b>	<b>20</b>	<b>-1</b>
Selected by Anaheim in the first round (12th overall) of the 2000 NHL Draft. Became a free agent, Aug. 1, 2005.								
<b>Smith-Pelly, Devante</b>	<b>2011-15</b>	<b>RW - 77/12</b>	<b>129</b>	<b>14</b>	<b>26</b>	<b>40</b>	<b>30</b>	<b>-5</b>
Selected by Anaheim in the second round (42nd overall) of the 2010 NHL Draft. Traded to Montreal in exchange for Jiri Sekac, Feb. 24, 2015.								
<b>Souray, Sheldon</b>	<b>2012-13</b>	<b>D - 44</b>	<b>44</b>	<b>7</b>	<b>10</b>	<b>17</b>	<b>52</b>	<b>+19</b>
Signed as a free agent by Anaheim, July 1, 2012. Became a free agent, July 1, 2015.								
<b>Sprong, Daniel</b>	<b>2018-20</b>	<b>RW - 11</b>	<b>55</b>	<b>15</b>	<b>6</b>	<b>21</b>	<b>10</b>	<b>-11</b>
Acquired from Pittsburgh in exchange for Marcus Pettersson, Dec. 3, 2018. Traded to Washington in exchange for Christian Djooos, Feb. 24, 2020.								
<b>St. Jacques, Bruno</b>	<b>2005-06</b>	<b>D - 7</b>	<b>1</b>	<b>1</b>	<b>0</b>	<b>1</b>	<b>0</b>	<b>+1</b>
Acquired from Carolina in exchange for Craig Adams, Oct. 3, 2005. Traded to Chicago with Pierre Parenteau in exchange for Sebastien Caron, Matt Keith and Chris Dumo, Dec. 28, 2006.								
<b>Staubitz, Brad</b>	<b>2012-13</b>	<b>RW - 25</b>	<b>15</b>	<b>1</b>	<b>1</b>	<b>2</b>	<b>41</b>	<b>0</b>
Signed as a free agent by Anaheim, July 1, 2012. Traded to Toronto with Peter Holland for Jesse Blocker, a conditional third-round draft pick and seventh-round draft pick in the 2014 NHL Draft, Nov. 16, 2014.								
<b>Steckel, David</b>	<b>2012-14</b>	<b>C - 20</b>	<b>27</b>	<b>1</b>	<b>5</b>	<b>6</b>	<b>4</b>	<b>+2</b>
Acquired from Toronto in exchange for Ryan Lasch and a seventh-round selection in the 2014 NHL Draft, Mar. 15, 2013. Became a free agent, July 5, 2013.								
<b>Steel, Sam</b>	<b>2018-22</b>	<b>C - 34/23</b>	<b>197</b>	<b>24</b>	<b>41</b>	<b>65</b>	<b>52</b>	<b>-35</b>
Selected by Anaheim in the first round (30th overall) of the 2016 NHL Draft. Became a free agent, July 13, 2022								
<b>Stevenson, Jeremy</b>	<b>1995-00</b>	<b>LW - 40/26</b>	<b>56</b>	<b>3</b>	<b>6</b>	<b>9</b>	<b>134</b>	<b>-5</b>
Selected by Anaheim in the 11th round (262nd overall) of the 1994 NHL Draft. Became a free agent on July 1, 2000.								

# STATISTICS OF FORMER DUCKS

<b>Stewart, Chris</b>	2015-16	RW - 29	56	8	12	20	73	+2
Signed as a free agent, July 11, 2015. Became a free agent, July 1, 2016.								
<b>Stoner, Clayton</b>	2014-17	D - 3	133	3	14	17	163	+2
Signed as a free agent, July 1, 2014. Selected in the Expansion Draft by Vegas, June 21, 2017.								
<b>Strand, Austin</b>	2022-23	D - 48	5	0	0	0	2	-2
Signed as a free agent, July 14, 2022. Traded to Buffalo for Chase Priskie, March 3, 2023.								
<b>Street, Ben</b>	2018-19	C - 46	21	3	2	5	2	-4
Signed as a free agent, July 2, 2018. Became a free agent, July 1, 2019.								
<b>Sustr, Andrej</b>	2018-19 & 2021-22	D - 92/62	28	0	5	5	16	-3
Signed as a free agent, July 5, 2018. Became a free agent, July 1, 2019. Claimed on waivers from Tampa Bay, Mar. 8, 2022. Became a free agent, July 13, 2022.								
<b>Sutherland, Brian</b>	2007-08	CL/W - 17	62	3	4	7	76	+4
Acquired from Washington in exchange for a second-round selection in the 2009 NHL Draft, Nov. 19, 2007. Traded to Dallas in exchange for David McIntyre and a conditional sixth-round selection in the 2010 NHL Draft, Dec. 14, 2008.								
<b>Sutton, Andy</b>	2010-11	D - 25	39	0	4	4	87	+1
Signed as a free agent Aug. 2, 2010. Traded to Edmonton in exchange for Kurtis Foster, July 2, 2011.								
<b>Sweeney, Tim</b>	1993-95	CL/W - 8	91	17	28	45	51	0
Acquired in the 1993 NHL Expansion Draft from Boston. Released, Apr. 9, 1995.								
<b>Sykora, Petr</b>	2002-06	RW - 39	197	64	67	131	86	-15
Acquired from New Jersey with Mike Commodore, Jean-Francois Dampousse and Igor Pohanka in exchange for Jeff Friesen, Oleg Tverdokavsky and Maxim Balmochnykh, July 6, 2002. Traded to NY Rangers with a fourth-round selection in the 2007 NHL Draft in exchange for Maxim Kondratiev, Jan. 8, 2006.								
<b>Syvret, Danny</b>	2010-11	D - 26	6	1	1	2	4	-3
Signed as a free agent, July 21, 2010. Traded to Philadelphia with Rob Bordonson in exchange for Patrick Maroon and David Lalliberte, Nov. 21, 2010.								
<b>Tenkrat, Petr</b>	2000-02	RW - 18	55	5	9	14	22	-17
Selected by Anaheim in the eighth round (230th overall) of the 1999 NHL Draft. Traded to Nashville in exchange for Patric Kjellberg, Nov. 1, 2001.								
<b>Theodore, Shea</b>	2015-17	D - 53	53	5	12	17	30	+1
Selected by Anaheim in the first round (26th overall) of the 2013 NHL Draft. Traded to Vegas in exchange for Expansion Draft considerations, June 21, 2017.								
<b>Thomas, Steve</b>	2002-03	RW - 32	12	10	3	13	2	+10
Acquired from Chicago in exchange for a fifth-round selection in the 2003 NHL Draft, Mar. 11, 2003. Became a free agent, July 1, 2003.								
<b>Thompson, Nate</b>	2014-17	C - 44	159	9	17	26	100	+3
Acquired from Tampa Bay in exchange for a fourth-round selection and a seventh round selection in the 2015 NHL Draft, June 30, 2014. Became a free agent, July 1, 2017.								
<b>Thomson, Jim</b>	1993-94	RW - 33	6	0	0	0	5	0
Acquired in the 1993 NHL Expansion Draft from Los Angeles. Became a free agent, July 1, 1994.								
<b>Thornton, Shawn</b>	2006-07	RW - 45	48	2	7	9	88	+3
Signed as a free agent, July 14, 2006. Became a free agent, July 1, 2007.								
<b>Titov, German</b>	2000-02	LW - 13	137	22	25	47	97	-17
Signed as a free agent, July 1, 2000.								
<b>Todd, Kevin</b>	1996-98	C - 12	92	13	28	41	56	-12
Claimed on waivers from Pittsburgh, Oct. 4, 1996. Became a free agent, July 1, 1998.								
<b>Traverse, Patrick</b>	2000-01	D - 3	15	1	0	1	6	-6
Acquired from Ottawa in exchange for Joel Kwiatkowski, June 12, 2000. Traded to Boston with Andrei Nazarov in exchange for Samuel Pahlsson, Nov. 18, 2000.								
<b>Trebil, Dan</b>	1996-99	D - 34	56	3	4	7	25	-5
Signed as a free agent, May 23, 1996. Traded to Pittsburgh in exchange for a fifth-round selection in the 2000 Draft, Mar. 14, 2000.								
<b>Trepanier, Pascal</b>	1998-01	D - 27	139	8	12	20	175	-10
Acquired in the 1998 NHL Waiver Draft from Colorado. Became a free agent, July 1, 2001.								
<b>Trnka, Pavel</b>	1997-03	D - 7	322	11	47	58	248	-13
Selected by Anaheim in the fifth round (106th overall) of the 1994 NHL Draft. Traded to Florida with Matt Cullen and a fourth-round selection in the 2003 NHL Draft in exchange for Sandis Ozolinsh and Lance Ward, Jan. 30, 2003.								
<b>Tropp, Corey</b>	2016-17	RW - 41	1	0	0	0	0	-1
Acquired from Chicago in exchange for Tim Jackman and a seventh-round selection in the 2017 NHL Draft, Feb. 29, 2016. Became a free agent, July 1, 2018.								
<b>Tsulygin, Nikolai</b>	1996-97	D - 26	22	0	1	1	8	-5
Selected by Anaheim in the second round (30th overall) of the 1993 NHL Draft. Became a free agent, July 1, 1998.								
<b>Tuzzolino, Tony</b>	1997-98	RW - 36	1	0	0	0	2	-2
Acquired from NY Islanders with Doug Houda and Travis Green in exchange for J.J. Daigneault, Mark Janssens and Joe Sacco, Feb. 6, 1998. Became a free agent, July 1, 2000.								
<b>Tverdokavsky, Oleg</b>	1994-96 & 1999-02	D - 10	324	45	125	170	142	-12
Selected by Anaheim in the first round (second overall) of the 1994 NHL Draft. Traded to Winnipeg with Chad Kilger and a third-round selection in exchange for Teemu Selanne, Marc Chouinard and a fourth-round selection, Feb. 7, 1996. Re-acquired from Phoenix in exchange for Travis Green and a first-round selection in the 1999 NHL Draft, June 26, 1999. Traded to New Jersey with Jeff Friesen and Maxim Balmochnykh in exchange for Petr Sykora, Mike Commodore, J.F. Dampousse and Igor Pohanka, July 6, 2002.								
<b>Valicevic, Rob</b>	2002-03	RW - 38	10	1	0	1	2	+1
Signed as a free agent, July 24, 2002. Became a free agent, July 1, 2003.								
<b>Valk, Garry</b>	1993-97	LW - 18	246	40	52	92	312	+10
Acquired in the 1993 NHL Waiver Draft from Vancouver. Traded to Pittsburgh in exchange for J.J. Daigneault, Feb. 21, 1997.								
<b>Van Allen, Shaun</b>	1993-96	C - 22	174	24	63	87	137	+9
Signed as a free agent, July 22, 1993. Traded to Ottawa with Jason York in exchange for Ted Drury and Marc Moro, Oct. 1, 1996.								
<b>Van Impe, Darren</b>	1994-97	D - 48/29	110	6	25	31	112	+1
Acquired from NY Islanders in exchange for a ninth-round selection in the 1995 NHL Draft, Sept. 2, 1994. Claimed on waivers by Boston, Nov. 26, 1997.								
<b>Vatänen, Sami</b>	2012-18	D - 45	280	33	93	126	116	+22
Selected in the fourth round (106th overall) of the 2009 NHL Draft. Traded to New Jersey with a conditional third-round draft selection in exchange for Adam Henrique, Joseph Blandski and a 2018 third-round draft pick, Nov. 30, 2017.								
<b>Vermette, Antoine</b>	2016-18	C - 50	136	17	27	44	76	-12
Signed as a free agent, Aug. 15, 2016. Became a free agent, July 1, 2018.								
<b>Vishnevski, Vitaly</b>	1999-06	D - 6/5	416	11	37	48	403	-11
Selected in the first round (fifth overall) of the 1998 NHL Draft. Traded to Atlanta in exchange for Karl Stewart, a second-round selection in the 2007 NHL Draft and a conditional selection, Aug. 17, 2006.								



# STATISTICS OF FORMER DUCKS



<b>Visnovsky, Lubomir</b>	2009-12	D - 17	165	29	79	108	75	+19
Acquired from Edmonton in exchange for Ryan Whitney and a sixth-round selection in the 2010 NHL Draft, Mar. 3, 2010. Traded to NY Islanders in exchange for a second-round selection in the 2013 NHL Draft, June 22, 2012.								
<b>Volkov, Alexander</b>	2020-21	LW - 92	18	4	4	8	2	-1
Acquired from Tampa Bay for Antoine Morand, Mar. 24, 2021. Placed on unconditional waivers, Oct. 25, 2021.								
<b>Voros, Aaron</b>	2010-11	LW - 34	12	0	0	0	43	-4
Acquired from NY Rangers with Ryan Hillier in exchange for Steve Eminger, July 9, 2010. Traded to Toronto for a conditional seventh-round selection in the 2011 NHL Draft, Feb. 15, 2011.								
<b>Wagner, Chris</b>	2014-15 & 2015-18	C - 62/21	133	12	12	24	62	-7
Selected in the fifth round (122nd overall) of the 2010 NHL Draft. Claimed off waivers by Colorado, Nov. 15, 2015. Reclaimed off waivers from Colorado, Feb. 25, 2016. Traded to NY Islanders in exchange for Jason Chimera, Feb. 26, 2018.								
<b>Ward, Aaron</b>	2009-10	D - 4	17	0	2	2	8	+2
Acquired from Carolina in exchange for Justin Pogge and a fourth-round selection in the 2010 or 2011 NHL Draft, Mar. 3, 2010. Became a free agent, July 1, 2010.								
<b>Ward, Ed</b>	1999-00	RW - 33	8	1	0	1	15	-2
Acquired from Atlanta in exchange for future considerations, Mar. 14, 2000. Traded to New Jersey for a seventh-round selection in the 2001 NHL Draft, June 12, 2000.								
<b>Ward, Lance</b>	2003-04	D - 4	75	0	5	5	137	-3
Acquired from Florida with Sandis Ozolins in exchange for Pavel Trnka, Matt Cullen and a fourth-round selection in the 2003 NHL Draft, Jan. 30, 2003. Became a free agent, Aug. 1, 2005.								
<b>Weight, Doug</b>	2007-08	C - 39	38	6	8	14	20	0
Acquired from St. Louis with Michel Birner and a seventh-round selection in the 2008 NHL Draft in exchange for Andy McDonald, Dec. 14, 2007. Became a free agent, July 1, 2008.								
<b>Welinski, Andy</b>	2017-19 & 2020-21	D - 73/45	46	1		6	8	-2
Selected by Anaheim in the third round (83rd overall) of the 2011 NHL Draft. Became a free agent, July 1, 2019. Signed as a free agent, Oct. 10, 2020. Became a free agent, July 28, 2021.								
<b>Whitney, Ryan</b>	2008-10	D - 19	82	4	34	38	60	-5
Acquired from Pittsburgh in exchange for Chris Kunitz and Eric Tangradi, Feb. 26, 2009. Traded to Edmonton along with a sixth-round selection in the 2010 NHL Draft in exchange for Lubomir Visnovsky, Mar. 3, 2010.								
<b>Williams, David</b>	1993-95	D - 4	77	7	17	24	68	+3
Acquired in the 1993 NHL Expansion Draft from San Jose. Became a free agent, July 1, 1995.								
<b>Winchester, Brad</b>	2010-11	LW - 19	19	1	1	2	28	-9
Acquired from St. Louis in exchange for a third-round selection in the 2012 NHL Draft, Feb. 28, 2011. Became a free agent, July 1, 2011.								
<b>Winnik, Daniel</b>	2012-14	LW - 34	124	12	37	49	39	+19
Signed as a free agent, July 20, 2012. Became a free agent, July 1, 2014.								
<b>Wirtanen, Petteri</b>	2007-08	C - 56	3	1	0	1	2	+1
Selected in the sixth round (172nd overall) of the 2006 NHL Draft. Signed with the HIFK Helsinki of the SM-Liiga (Finland), July 28, 2009.								
<b>Wisniewski, James</b>	2008-10 & 2014-15	D - 34/20	99	4	42	46	82	-5
Acquired from Chicago along with Petri Kontiola in exchange for Samuel Pahlsson, Logan Stephenson and a conditional third-round selection in the 2011 NHL Draft, Mar. 4, 2009. Traded to NY Islanders for a conditional third-round selection in the 2011 NHL Draft, July 30, 2010. Acquired from Columbus along with a third-round selection in the 2015 NHL Draft in exchange for Rene Bourque, William Karlsson, and a second-round selection in the 2015 NHL Draft, Mar. 2, 2015. Traded to Carolina for Andre Khudobin, June 27, 2015.								
<b>Wren, Bob</b>	1997-01	C - 50/37	4	0	0	0	0	-1
Signed as a free agent, Oct. 23, 1996. Became a free agent, July 1, 2001.								
<b>Wright, Tyler</b>	2005-06	C - 28	25	2	2	4	31	+2
Acquired from Columbus with Francois Beauchemin in exchange for Sergei Fedorov and a fifth-round selection in the 2006 NHL Draft, Nov. 15, 2005. Bought out of contract in June 2006.								
<b>Yake, Terry</b>	1993-94	C - 25	82	21	31	52	44	+2
Acquired in the 1993 NHL Expansion Draft from Hartford. Traded to Toronto in exchange for David Sacco, Sept. 28, 1994.								
<b>Yonkman, Nolan</b>	2013-14	D - 40	2	0	1	1	0	-1
Signed as a free agent, July 9, 2013. Became a free agent, July 1, 2014.								
<b>York, Jason</b>	1995-96 & 2001-02	D - 3/33	168	8	49	57	160	-14
Acquired from Detroit with Mike Sillinger in exchange for Stu Grimson and Mark Ferner, Apr. 4, 1995. Traded to Ottawa with Shaun Van Allen in exchange for Ted Drury and Marc Moro, Oct. 1, 1996. Signed as a free agent, July 3, 2001. Traded to Nashville in exchange for future considerations, Oct. 23, 2002.								
<b>Young, Scott</b>	1997-98	RW - 48	73	13	20	33	22	-13
Acquired from Colorado in exchange for a third-round selection in the 1998 NHL Draft, Sept. 17, 1997. Became a free agent, July 1, 1998.								
<b>Zolnierczyk, Harry</b>	2015-16	LW - 41	1	0	0	0	0	-1
Signed as a free agent, July 3, 2015. Became a free agent, July 1, 2016.								

## GOALTENDERS

PLAYER	SEASONS	POS-NO.	GP	MIN	GA	GAA	RECORD	SV%
<b>Andersen, Frederik</b>	2013-16	G - 31	125	6973	271	2.33	77-26-12	.918
Selected by Anaheim in the third round (87th overall) of the 2012 NHL Draft. Traded to Toronto in exchange for a first-round selection in the 2016 NHL Draft and a second-round selection in the 2017 NHL Draft, June 20, 2016.								
<b>Askey, Tom</b>	1997-99	G - 35/67	7	273	12	2.64	0-1-2	.894
Selected by Anaheim in the eighth round (186th overall) of the 1993 NHL Draft. Became a free agent on July 1, 2000.								
<b>Bernier, Jonathan</b>	2016-17	G - 1	39	1993	83	2.50	21-7-4	.915
Acquired from Toronto in exchange for a conditional selection in the 2017 NHL Draft, July 18, 2016. Became a free agent on July 1, 2017.								
<b>Berra, Reto</b>	2017-18	G - 1	5	182	7	2.31	1-1-0	.926
Signed as a free agent, July 5, 2017. Became a free agent on July 1, 2018.								
<b>Boyle, Kevin</b>	2018-19	G - 40	5	277	10	2.17	1-3-0	.928
Signed as a free agent, Mar. 30, 2016. Became a free agent on Oct. 9, 2020.								
<b>Bryzgalov, Ilya</b>	2001-07 & 2014-15	G - 30/80	77	3952	173	2.63	27-27-9	.904
Selected by Anaheim in the second round (44th overall) of the 2000 NHL Draft. Placed on waivers on Nov. 16, 2007. Signed as a free agent, Dec. 9, 2014. Released Feb. 26, 2015.								
<b>Caron, Sebastien</b>	2006-07	G - 29	1	28	1	2.12	0-0-0	.833
Acquired from Chicago with Matt Keith and Chris Dumo in exchange for Bruno St. Jacques and Pierre Parenteau, Dec. 28, 2006. Became a free agent, July 1, 2007.								
<b>Deslauriers, Jeff</b>	2011-12	G - 43	4	241	11	2.74	3-1-0	.903
Signed as a free agent, July 12, 2011. Traded to Minnesota for future considerations, Apr. 3, 2013.								
<b>Ellis, Dan</b>	2010-12	G - 38	23	1148	48	2.51	9-8-1	.915
Acquired from Tampa Bay in exchange for Curtis McElhinney, Feb. 24, 2011. Became a free agent, July 1, 2012.								

# STATISTICS OF FORMER DUCKS

<b>Emery, Ray</b>	<b>2010-11</b>	<b>G - 29</b>	<b>10</b>	<b>527</b>	<b>20</b>	<b>2.28</b>	<b>7-2-0</b>	<b>.926</b>
Signed as a free agent, Feb. 7, 2011. Became a free agent, July 1, 2011.								
<b>Eriksson Ek, Olle</b>	<b>2020-23</b>	<b>G - 31</b>	<b>1</b>	<b>64</b>	<b>5</b>	<b>4.69</b>	<b>0-0-1</b>	<b>.872</b>
Selected by Anaheim in the fifth round (153rd overall) of the 2017 NHL Draft. Became a free agent, July 1, 2023.								
<b>Fasth, Viktor</b>	<b>2012-14</b>	<b>G - 30</b>	<b>30</b>	<b>1733</b>	<b>67</b>	<b>2.32</b>	<b>17-8-3</b>	<b>.915</b>
Signed as a free agent, May 23, 2012. Traded to Edmonton Oilers in exchange for a fifth-round selection in the 2014 NHL Draft and third-round selection in the 2015 NHL Draft.								
<b>Gerber, Martin</b>	<b>2002-04</b>	<b>G - 29</b>	<b>54</b>	<b>2901</b>	<b>103</b>	<b>2.13</b>	<b>17-23-7</b>	<b>.923</b>
Selected by Anaheim in the eighth round (232nd overall) of the 2001 NHL Draft. Traded to Carolina in exchange for Tomas Malec and a third-round selection, June 18, 2004.								
<b>Giguere, Jean-Sebastien</b>	<b>2000-10</b>	<b>G - 35</b>	<b>447</b>	<b>25646</b>	<b>1057</b>	<b>2.47</b>	<b>206-163-59</b>	<b>.914</b>
Acquired from Calgary in exchange for a second-round selection in the 2000 NHL Draft, June 10, 2000. Traded to Toronto in exchange for Jason Blake and Vesa Toskala, Jan. 31, 2010.								
<b>Hebert, Guy</b>	<b>1993-01</b>	<b>G - 31</b>	<b>441</b>	<b>25206</b>	<b>1155</b>	<b>2.75</b>	<b>173-202-52</b>	<b>.911</b>
Acquired in the 1993 NHL Expansion Draft from St. Louis. Placed on waivers, Mar. 5, 2001.								
<b>Hiller, Jonas</b>	<b>2007-14</b>	<b>G - 1</b>	<b>326</b>	<b>18378</b>	<b>768</b>	<b>2.51</b>	<b>162-110-32</b>	<b>.916</b>
Signed as a free agent, May 25, 2007. Became a free agent, July 1, 2014.								
<b>Johnson, Chad</b>	<b>2018-19</b>	<b>G - 1</b>	<b>9</b>	<b>320</b>	<b>20</b>	<b>3.75</b>	<b>0-5-0</b>	<b>.872</b>
Claimed off waivers from St. Louis, Dec. 11, 2018. Became a free agent, July 1, 2019.								
<b>Khudobin, Anton</b>	<b>2015-16</b>	<b>G - 30</b>	<b>9</b>	<b>354</b>	<b>16</b>	<b>2.69</b>	<b>3-3-0</b>	<b>.909</b>
Acquired from Carolina in exchange for James Wisniewski, June 27, 2015. Became a free agent, July 1, 2016.								
<b>LaBarbera, Jason</b>	<b>2014-15</b>	<b>G - 30</b>	<b>5</b>	<b>207</b>	<b>9</b>	<b>2.60</b>	<b>2-0-1</b>	<b>.909</b>
Signed as a free agent, July 2, 2014. Became a free agent, July 1, 2015.								
<b>McElhinney, Curtis</b>	<b>2009-11</b>	<b>G - 31</b>	<b>31</b>	<b>1517</b>	<b>81</b>	<b>3.20</b>	<b>11-10-3</b>	<b>.899</b>
Acquired from Calgary in exchange for Vesa Toskala, Mar. 3, 2010. Traded to Tampa Bay in exchange for Dan Ellis, Feb. 24, 2011.								
<b>Miller, Ryan</b>	<b>2017-21</b>	<b>G - 30</b>	<b>87</b>	<b>4571</b>	<b>219</b>	<b>2.87</b>	<b>33-27-14</b>	<b>.910</b>
Signed as a free agent, July 1, 2017. Retired from the NHL, May 8, 2021.								
<b>Naumenko, Gregg</b>	<b>2000-02</b>	<b>G - 1</b>	<b>2</b>	<b>70</b>	<b>7</b>	<b>5.99</b>	<b>0-1-0</b>	<b>.759</b>
Signed as a free agent, Mar. 31, 1999. Became a free agent, July 1, 2002.								
<b>O'Neill, Mike</b>	<b>1996-97</b>	<b>G - 1</b>	<b>1</b>	<b>31</b>	<b>3</b>	<b>5.76</b>	<b>0-0-0</b>	<b>.700</b>
Signed as a free agent, July 28, 1995. Became a free agent, July 1, 1997.								
<b>Pielmeier, Timo</b>	<b>2010-11</b>	<b>G - 30</b>	<b>1</b>	<b>40</b>	<b>5</b>	<b>7.50</b>	<b>0-0-0</b>	<b>.583</b>
Acquired from San Jose with Nick Bonino and a conditional selection in the 2009 NHL Draft in exchange for Travis Moen and Kent Huskins, Mar. 4, 2009. Traded to New Jersey with Kurtis Foster in exchange for Rod Pelly, Mark Fraser and a seventh-round selection in the 2012 NHL Draft, Dec. 12, 2011.								
<b>Roussel, Dominic</b>	<b>1998-01</b>	<b>G - 30</b>	<b>51</b>	<b>2525</b>	<b>120</b>	<b>2.85</b>	<b>12-15-9</b>	<b>.901</b>
Acquired from Nashville in exchange for Chris Mason and Marc Moro, Oct. 5, 1998. Placed on waivers, Jan. 7, 2001.								
<b>Shields, Steve</b>	<b>2001-02</b>	<b>G - 31</b>	<b>33</b>	<b>1777</b>	<b>79</b>	<b>2.67</b>	<b>9-20-2</b>	<b>.907</b>
Acquired from San Jose with Jeff Friesen and future considerations for Teemu Selanne, Mar. 5, 2001. Traded to Boston in exchange for a third-round selection in the 2003 NHL Draft, June 25, 2002.								
<b>Shtalenkov, Mikhail</b>	<b>1993-98</b>	<b>G - 35</b>	<b>122</b>	<b>6117</b>	<b>320</b>	<b>3.14</b>	<b>34-53-11</b>	<b>.897</b>
Selected by Anaheim in the fifth round (108th overall) of the 1993 NHL Draft. Selected by Nashville in the 1998 NHL Expansion Draft.								
<b>Stolarz, Anthony</b>	<b>2020-23</b>	<b>G - 41/31</b>	<b>56</b>	<b>1993</b>	<b>137</b>	<b>2.88</b>	<b>21-18-3</b>	<b>.913</b>
Signed as a free agent, July 3, 2019. Became a free agent, July 1, 2023.								
<b>Tarkki, Iiro</b>	<b>2011-12</b>	<b>G - 31</b>	<b>1</b>	<b>41</b>	<b>3</b>	<b>4.41</b>	<b>1-0-0</b>	<b>.700</b>
Signed as a free agent, May 6, 2011. Became a free agent, June 25, 2012.								
<b>Tokarski, Dustin</b>	<b>2016-17</b>	<b>G - 30</b>	<b>1</b>	<b>10</b>	<b>0</b>	<b>0.00</b>	<b>0-0-0</b>	<b>1.000</b>
Acquired from Montreal for Max Friberg, Jan. 7, 2016. Traded to Philadelphia in exchange for a future consideration, Oct. 9, 2017.								
<b>Tugnutt, Ron</b>	<b>1993-94</b>	<b>G - 1</b>	<b>28</b>	<b>1520</b>	<b>76</b>	<b>3.00</b>	<b>10-15-1</b>	<b>.908</b>
Acquired in the 1993 NHL Expansion Draft from Edmonton. Traded to Montreal in exchange for Stephan Lebeau, Feb. 20, 1994.								
<b>Wall, Michael</b>	<b>2006-07</b>	<b>G - 31</b>	<b>4</b>	<b>202</b>	<b>10</b>	<b>2.97</b>	<b>2-2-0</b>	<b>.877</b>
Signed as a free agent, Sept. 29, 2005. Traded to Colorado in exchange for Brad May, Feb. 7, 2007.								

# ALL-TIME DRAFT PICKS



2023 first-round pick Leo Carlsson (second overall)

## DRAFTS

### 2023 NHL DRAFT (NASHVILLE, TENNESSEE)

Round	Overall	Selection	Pos.	Club
1	2	Leo Carlsson	C	Orebro (SHL)
2	33	Nico Myatovic	LW	Seattle (WHL)
2	59	Carey Terrance	C	Erie (OHL)
2	60	Damian Clara	G	Farjestad Jr. (Sweden Jr.)
3	65	Coulson Pitre	RW	Flint (OHL)
3	85	Yegor Sidorov	RW	Saskatoon (WHL)
4	97	Konnor Smith	D	Peterborough (OHL)
5	129	Rodwin Dionicio	D	Windsor (OHL)
6	161	Vojtech Port	D	Edmonton (WHL)

### 2022 NHL DRAFT (MONTREAL, QUEBEC)

Round	Overall	Selection	Pos.	Club
1	10	Pavel Mintyukov	D	Saginaw (OHL)
1	22	Nathan Gaucher	C	Quebec (QMJHL)
2	42	Noah Warren	D	Gatineau (QMJHL)
2	53	Tristan Luneau	D	Gatineau (QMJHL)
4	107	Ben King	C	Red Deer (WHL)
5	139	Connor Hvidston	LW	Swift Current (WHL)
5	154	Michael Callow	RW	St. Sebastian's School (MN High School)
6	178	Vyacheslav Buteyets	G	Chelmet (Russia-2)

### 2021 NHL DRAFT

Round	Overall	Selection	Pos.	Club
1	3	Mason McTavish	C	Peterborough (OHL)
2	34	Olen Zellweger	D	Everett (WHL)
3	66	Sasha Pastujov	RW	USNTDP
3	76	Tyson Hinds	D	Rimouski (QMJHL)
4	98	Josh Lapina	C	UMass (Hockey East)
5	130	Sean Tschigerl	LW	Calgary (WHL)
5	148	Gage Alexander	G	Winnipeg (WHL)
6	162	Kyle Kukkonen	C	Maple Grove (MN High School)

### 2020 NHL DRAFT

Round	Overall	Selection	Pos.	Club
1	6	Jamie Drysdale	D	Erie (OHL)
1	27	Jacob Perreault	RW	Sarnia (OHL)
2	36	Sam Colangelo	RW	Chicago (USHL)
3	67	Ian Moore	D	St. Mark's School (MA High School)
4	104	Thimo Nickl	D	Drummondville (QMJHL)
5	129	Artyom Galimov	LW	Kazan (KHL)
6	160	Albin Sundsvik	C	Skelleftea (SHL)
7	207	Ethan Bowen	C	Chilliwack (BCHL)

### 2019 NHL ENTRY DRAFT (VANCOUVER, BRITISH COLUMBIA)

Round	Overall	Selection	Pos.	Club
1	9	Trevor Zegras	C	USNTDP
1	29	Brayden Tracey	LW	Moose Jaw (WHL)
2	39	Jackson LaCombe	D	Chicago (USHL)
4	101	Henry Thrun	D	USNTDP
5	132	Trevor Janicke	C	Central Illinois (USHL)
6	163	Will Francis	D	Cedar Rapids (USHL)
6	175	Mathew Hill	D	Barrie (OHL)

# ALL-TIME DRAFT PICKS

## 2018 NHL ENTRY DRAFT (DALLAS, TEXAS)

Round	Overall	Selection	Pos.	Club
1	23	Isac Lundestrom	C	Lulea (Sweden)
2	54	Benoit-Olivier Groulx	C	Halifax (QMJHL)
3	79	Blake McLaughlin	LW	Chicago (USHL)
3	85	Lukas Dostal	G	Trebic (Czech Republic)
4	116	Jack Perbix	RW	Elk River (MN High School)
5	147	Roman Durny	G	Des Moines (USHL)
6	178	Hunter Drew	D	Charlottetown (QMJHL)

## 2017 NHL ENTRY DRAFT (CHICAGO, ILLINOIS)

Round	Overall	Selection	Pos.	Club
2	50	Maxime Comtois	LW	Victoriaville (QMJHL)
2	60	Antoine Morand	C	Acadie-Bathurst (QMJHL)
3	91	Jack Badini	C	Chicago (USHL)
4	122	Kyle Olson	RW	Tri-City (WHL)
5	153	Olle Eriksson-Ek	G	Farjestad Jr. (Sweden Jr.)

## 2016 NHL ENTRY DRAFT (BUFFALO, NEW YORK)

Round	Overall	Selection	Pos.	Club
1	24	Max Jones	LW	London (OHL)
1	30	Sam Steel	C	Regina (WHL)
3	85	Josh Mahura	D	Red Deer (WHL)
4	93	Jack Kopacka	LW	Sault Ste. Marie (OHL)
4	115	Alex Dostie	C	Gatineau (QMJHL)
7	205	Tyler Soy	C	Victoria (WHL)

## 2015 NHL ENTRY DRAFT (SUNRISE, FLORIDA)

Round	Overall	Selection	Pos.	Club
1	27	Jacob Larsson	D	Frolunda (SHL)
2	59	Julius Nattinen	C	JYP Jyvaskyla (Finland)
3	80	Brent Gates Jr.	C	Green Bay (USHL)
3	84	Deven Sideroff	RW	Kamloops (WHL)
5	148	Troy Terry	C	USNTDP (U-18)
6	178	Steven Ruggiero	D	USNTDP (U-18)
6	179	Garrett Metcalf	G	Madison (USHL)

## 2014 NHL ENTRY DRAFT (PHILADELPHIA, PENNSYLVANIA)

Round	Overall	Selection	Pos.	Club
1	10	Nick Ritchie	LW	Peterborough (OHL)
2	38	Marcus Pettersson	D	Skelleftea Jr. (Sweden)
2	55	Brandon Montour	D	Waterloo (USHL)
5	123	Matt Berkovitz	D	Ashwaubenon (High-WI)
7	205	Ondrej Kase	RW	Chomutov (Czech Republic)

## 2013 NHL ENTRY DRAFT (NEWARK, NEW JERSEY)

Round	Overall	Selection	Pos.	Club
1	26	Shea Theodore	D	Seattle (WHL)
2	45	Nick Sorensen	RW	Quebec (QMJHL)
3	87	Keaton Thompson	D	U.S. National U-18 (USDP)
5	147	Grant Besse	RW	Benilde-St. Margaret's (High-MN)
6	177	Miro Aaltonen	C	Espoo (Finland)

## 2012 NHL ENTRY DRAFT (PITTSBURGH, PENNSYLVANIA)

Round	Overall	Selection	Pos.	Club
1	6	Hampus Lindholm	D	Rogle Jr. (Sweden)
2	36	Nicolas Kerdiles	LW	U.S. National U-18 (USDP)
3	87	Frederik Andersen	G	Frolunda (Sweden)
4	97	Kevin Roy	C	Lincoln (USHL)
4	108	Andrew O'Brien	D	Chicoutimi (QMJHL)
5	127	Brian Cooper	D	Fargo (USHL)
7	187	Kenton Helgesen	D	Calgary (WHL)
7	210	Jaycob Megna	D	Nebraska-Omaha (WCHA)

## 2011 NHL ENTRY DRAFT (ST. PAUL, MINNESOTA)

Round	Overall	Selection	Pos.	Club
1	30	Rickard Rakell	RW	Plymouth (OHL)
2	39	John Gibson	G	U.S. National U-18 (USDP)
2	53	William Karlsson	C	Vasteras Jr. (Sweden)
3	65	Joseph Cramarossa	C	Mississauga (OHL)
3	83	Andy Welinski	D	Green Bay (USHL)
5	143	Max Friberg	RW	Skovde (Sweden-1)
6	160	Josh Manson	D	Salmon Arm (BCHL)

# ALL-TIME DRAFT PICKS



## 2010 NHL ENTRY DRAFT (LOS ANGELES, CALIFORNIA)

Round	Overall	Selection	Pos.	Club
1	12	Cam Fowler	D	Windsor (OHL)
1	29	Emerson Etem	RW	Medicine Hat (WHL)
2	42	Devante Smith-Pelly	RW	Mississauga (OHL)
5	122	Chris Wagner	C	South Shore (EJHL)
5	132	Tim Heed	D	Sodertalje (Sweden)
6	161	Andreas Dahlstrom	C	Stockholm AIK (Sweden-2)
6	177	Kevin Lind	D	Chicago (USHL)
7	192	Brett Perlini	C	Michigan State (CCHA)

## 2009 NHL ENTRY DRAFT (MONTREAL, QUEBEC)

Round	Overall	Selection	Pos.	Club
1	15	Peter Holland	C	Guelph (OHL)
1	26	Kyle Palmieri	C	U.S. National U-18 (USDP)
2	37	Mat Clark	D	Brampton (OHL)
3	76	Igor Bobkov	G	Magnitogorsk 2 (Russia-3)
4	106	Sami Vatanen	D	Jyvaskyla Jr. (Finland-Jr.)
5	136	Radoslav Illo	RW	Tri-City (USHL)
6	166	Scott Valentine	D	Oshawa (OHL)

## 2008 NHL ENTRY DRAFT (OTTAWA, ONTARIO)

Round	Overall	Selection	Pos.	Club
1	17	Jake Gardiner	D	Minnetonka (MSHSL)
2	35	Nicolas Deschamps	C	Chicoutimi (QMJHL)
2	39	Eric O'Dell	C	Sudbury (OHL)
2	43	Justin Schultz	D	Westside (BCHL)
3	71	Josh Brittain	LW	Kingston (OHL)
3	83	Marco Cousineau	G	Baie-Comeau (QMJHL)
3	85	Brandon McMillan	C	Kelowna (WHL)
4	113	Ryan Hegarty	C	U.S. National U-18 (USDP)
5	143	Stefan Warg	D	Vasteras Jr. (Sweden)
7	208	Nick Pryor	D	U.S. National U-18 (USDP)

## 2007 NHL ENTRY DRAFT (COLUMBUS, OHIO)

Round	Overall	Selection	Pos.	Club
1	19	Logan MacMillan	C	Halifax (QMJHL)
2	42	Eric Tangradi	C	Belleville (OHL)
3	63	Maxime Macenauer	C	Rouyn-Noranda (QMJHL)
4	92	Justin Vaive	LW	U.S. Nat'l U-18 (USA)
4	93	Steven Kampfer	D	University of Michigan (CCHA)
4	98	Sebastian Stefaniszyn	G	Eisbaren Berlin (Germany)
4	121	Mattias Modig	G	Lulea HF (Sweden)
5	151	Brett Morrison	C	Prince Edward Island (QMJHL)

## 2006 NHL ENTRY DRAFT (VANCOUVER, BRITISH COLUMBIA)

Round	Overall	Selection	Pos.	Club
1	19	Mark Mitera	D	University of Michigan (CCHA)
2	38	Bryce Swan	C	Halifax (QMJHL)
3	83	John de Gray	D	Brampton (OHL)
4	112	Matt Beleskey	LW	Belleville (OHL)
6	172	Petteri Wirtanen	C	HPK (Finland)

## 2005 NHL ENTRY DRAFT (OTTAWA, ONTARIO)

Round	Overall	Selection	Pos.	Club
1	2	Bobby Ryan	LW	Owen Sound (OHL)
2	31	Brendan Mikkelsen	D	Portland (WHL)
3	63	Jason Bailey	RW	U.S. National U-18 (USDP)
5	127	Bobby Bolt	LW	Kingston (OHL)
5	141	Brian Salcido	D	Colorado College (WCHA)
7	197	Jean-Philippe Levasseur	G	Rouyn Noranda (QMJHL)

## 2004 NHL ENTRY DRAFT (RALEIGH, NORTH CAROLINA)

Round	Overall	Player	Pos.	Club
1	9	Ladislav Smid	D	HC Liberec (Czech)
2	39	Jordan Smith	D	Sault-Ste. Marie (OHL)
3	74	Kyle Klubertanz	D	Green Bay (USHL)
3	75	Tim Brent	C	Toronto St. Mike's (OHL)
6	172	Matt Auffrey	RW	U.S. National U-18 (USDP)
7	203	Gabriel Bouhillette	G	Gatineau (QMJHL)
8	236	Matt Christie	C	Miami University (CCHA)
9	269	Janne Pesonen	F	Karpat Oulu (Finland)

# ALL-TIME DRAFT PICKS

## 2003 NHL ENTRY DRAFT (NASHVILLE, TENNESSEE)

Round	Overall	Player	Pos.	Club
1	19	Ryan Getzlaf	C	Calgary (WHL)
1	28	Corey Perry	RW	London (OHL)
3	86	Shane Hynes	RW	Cornell (ECAC)
3	90	Juha Alen	D	Northern Michigan (CCHA)
4	119	Nathan Saunders	D	Moncton (QMJHL)
6	186	Drew Miller	LW	River City (USHL)
7	218	Dirk Southern	C	Northern Michigan (NCAA)
8	250	Shane O'Brien	D	Toronto St. Mike's (OHL)
9	280	Ville Mانتymaa	D	Tappara Tampere (Finland)

## 2002 NHL ENTRY DRAFT (TORONTO, ONTARIO)

Round	Overall	Player	Pos.	Club
1	7	Joffrey Lupul	C/RW	Medicine Hat (WHL)
2	37	Tim Brent	C	Toronto-St. Mike's (OHL)
3	71	Brian Lee	D	Erie (OHL)
4	103	Joonas Vihko	C/W	HIFK Helsinki (Finland)
5	140	George Davis	RW	Cape Breton (QMJHL)
6	173	Luke Fritshaw	D	Prince Albert (WHL)
9	261	Francois Caron	D	Moncton (QMJHL)
9	267	Chris Petrow	D	Oshawa (OHL)

## 2001 NHL ENTRY DRAFT (SUNRISE, FLORIDA)

Round	Overall	Player	Pos.	Club
1	5	Stanislav Chistov	LW	Omsk (Russia)
2	35	Mark Popovic	D	Toronto (OHL)
3	66	Joel Stepp	C	Red Deer (WHL)
4	102	Timo Parssinen	LW	HPK (Finland)
4	105	Vladimir Korsunov	D	Spartak (Russia)
4	118	Brandon Rodgers	D	Hotchkiss (H.S.)
5	137	Joel Perreault	C/LW	Baie-Comeau (QMJHL)
6	170	Jan Tabacek	D	HC Martin (Slovakia)
7	224	Tony Martensson	C	Brynas (Sweden)
8	232	Martin Gerber	G	Langnau (Switzerland)
9	264	Pierre Parenteau	C	Chicoutimi (QMJHL)

## 2000 NHL ENTRY DRAFT (CALGARY, ALBERTA)

Round	Overall	Player	Pos.	Club
1	12	Alexei Smirnov	LW/RW	Dynamo (Russia)
2	44	Ilya Bryzgalov	G	Lada Tagliatti (Russia)
4	98	Jonas Ronnqvist	RW	Lulea HF (Sweden)
5	134	Peter Podhradsky	D	HC Slovan (Slovakia)
5	153	Bill Cass	D	Boston College (Hockey East)

## 1999 NHL ENTRY DRAFT (BOSTON, MASSACHUSETTS)

Round	Overall	Player	Pos.	Club
2	44	Jordan Leopold	D	Univ. of Minn. (WCHA)
3	83	Niclas Havelid	D	Malmo (Sweden)
4	105	Alexandr Chagodayev	C	HC Moscow (Russia)
5	141	Maxim Rybin	LW	Spartak (Russia)
6	173	Jan Sandstrom	D	AIK Solna (Sweden)
8	230	Petr Tenkrat	RW	HC Velvana (Czech. Rep.)
9	258	Brian Gornick	C	USFAA (NCAA)

## 1998 NHL ENTRY DRAFT (BUFFALO, NEW YORK)

Round	Overall	Player	Pos.	Club
1	5	Vitaly Vishnevski	D	Yaroslavl 2 (Russia)
2	32	Stephen Peat	D	Red Deer (WHL)
4	112	Viktor Wallin	D	HV-71 (Sweden)
6	150	Trent Hunter	RW	Prince George (WHL)
7	178	Jesse Fibiger	D	Minn.-Duluth (WCHA)
8	205	David Bernier	RW	Quebec (QMJHL)
9	233	Pelle Prestberg	LW	Farjestad (Sweden)
9	245	Andreas Andersson	G	HV-71 (Sweden)

## 1997 NHL ENTRY DRAFT (PITTSBURGH, PENNSYLVANIA)

Round	Overall	Player	Pos.	Club
1	18	Michael Holmqvist	C	Djurgarden (Sweden)
2	45	Maxim Balmochnykh	LW	Lada Tagliatti (Russia)
3	72	Jay Legault	LW	London (OHL)
5	125	Luc Vaillancourt	G	Beauport (QMJHL)
7	178	Tony Mohagen	LW	Seattle (WHL)

# ALL-TIME DRAFT PICKS



7	181	Mat Snedrud	D	North Iowa (Jr. A)
8	209	Rene Stussi	C	Thurgau (Europe)
9	235	Tommi Degerman	C	Boston University (Hockey East)

## 1996 NHL ENTRY DRAFT (ST. LOUIS, MISSOURI)

Round	Overall	Player	Pos.	Club
1	9	Ruslan Salei	D	Las Vegas (IHL)
2	35	Matt Cullen	C	St. Cloud State (WCHA)
5	113	Brendan Buckley	D	Boston College (H.E.)
6	149	Blaine Russell	G	Prince Albert (WHL)
7	165	Timo Ahmaoja	D	Jypt (Finland)
8	198	Kevin Kellett	D	Prince Albert (WHL)
9	224	Tobias Johansson	W	Malmo (Sweden Jr.)

## 1995 NHL ENTRY DRAFT (EDMONTON, ALBERTA)

Round	Overall	Player	Pos.	Club
1	4	Chad Kilger	C	Kingston (OHL)
2	29	Brian Wesenberg	RW	Guelph (OHL)
3	55	Mike Leclerc	LW	Brandon (WHL)
5	107	Igor Nikulin	RW	Cherepovets (CIS)
6	133	Peter Leboutillier	RW	Red Deer (WHL)
7	159	Mike LaPlante	D	Calgary (Tier II)
8	185	Igor Karpenko	G	Sokol (MHL)

## 1994 NHL ENTRY DRAFT (HARTFORD, CONNECTICUT)

Round	Overall	Player	Pos.	Club
1	2	Oleg Tverdovsky	D	Krylja (CIS)
2	28	Johan Davidsson	C/W	HV-71 Jonkoping (Sweden)
3	67	Craig Reichert	RW	Red Deer (WHL)
4	80	Byron Briske	D	Red Deer (WHL)
5	106	Pavel Trnka	D	Skoda Plzen (Czech)
6	132	Jon Battaglia	LW	Caledon (Jr. A)
7	158	Rocky Welsing	D	Wisconsin (USHL)
8	184	Brad Englehart	C	Kimball Union (H.S.)
10	236	Tommi Miettinen	C/W	Kalpa (Finland)
11	262	Jeremy Stevenson	LW	S. Ste. Marie (OHL)

## 1993 NHL ENTRY DRAFT (QUEBEC CITY, QUEBEC)

Round	Overall	Player	Pos.	Club
1	4	Paul Kariya	LW	Maine (Hockey East)
2	30	Nikolai Tsulygin	D	Salavat Yulayev (CIS)
3	56	Valeri Karpov	RW	Traktor (CIS)
4	82	Joel Gagnon	G	Oshawa (OHL)
5	108	Mikhail Shtalenkov	G	Milwaukee (IHL)
6	134	Antti Aalto	C	TPS Turku (Finland)
7	160	Matt Peterson	D	Osseo (H.S.)
8	186	Tom Askey	G	Ohio State (CCHA)
9	212	Vitali Kozel	C	Dynamo (CIS)
10	238	Anatoli Fedotov	D	Moncton (AHL)
11	264	David Penney	LW	Worcester Acad. (H.S.)

## SUPPLEMENTAL DRAFTS

### 1994 NHL SUPPLEMENTAL DRAFT (HARTFORD, CONNECTICUT)

Round	Overall	Player	Pos.	Club
1	2	Steve Rucchin	C	W. Ontario (OUAA)

### 1993 NHL SUPPLEMENTAL DRAFT (QUEBEC CITY, QUEBEC)

Round	Overall	Player	Pos.	Club
1	5	Pat Thompson	D	Brown U. (ECAC)

# ALL-TIME DRAFT PICKS

## 1993 NHL EXPANSION DRAFT (QUEBEC CITY, QUEBEC)

### GOALTENDERS

Pick	Player	NHL Club
2	Guy Hebert	St. Louis
3	Glenn Healy	N.Y. Islanders
6	Ron Tugnutt	Edmonton


### DEFENSEMEN

Pick	Player	NHL Club
2	Alexei Kasatonov	New Jersey
3	Sean Hill	Montreal
5	Bill Houlder	Buffalo
8	Bobby Dollas	Detroit
10	Randy Ladouceur	Hartford
11	David Williams	San Jose
13	Dennis Vial	Tampa Bay
16	Mark Ferner	Ottawa

### FORWARDS

Pick	Player	NHL Club
1	Steven King	N.Y. Rangers
4	Tim Sweeney	Boston
6	Troy Loney	Pittsburgh
7	Stu Grimson	Chicago
9	Terry Yake	Hartford
12	Jarrold Skalde	New Jersey
14	Bob Corkum	Buffalo
15	Anatoli Semenov	Vancouver
17	Joe Sacco	Toronto
20	Lannie Loach	Los Angeles
22	Jim Thomson	Los Angeles
23	Trevor Halverson	Washington
25	Robin Bawa	San Jose





# RECORDS

# RECORDS

## ANAHEIM DUCKS INDIVIDUAL RECORDS

### MOST GOALS

Career.....	457	Teemu Selanne, 1995-96 through 2000-01, 2005-06 through 2013-14
Season.....	52	Teemu Selanne, 1997-98 (right wing position)
by a Left Wing.....	50	Paul Kariya, 1995-96
by a Center.....	34	Andy McDonald, 2005-06
by a Defenseman.....	18	Lubomir Visnovsky, 2010-11
Game.....	3	58 times, most: Teemu Selanne (13 times)
by a Right Wing.....	3	Teemu Selanne (13 times); Marty McNnis, Oct. 23, 2000 vs LA; Jonathan Hedstrom, Jan. 9, 2006 vs. LA; Bobby Ryan (3 times); Corey Perry (9 times); Jakob Silfverberg, Mar. 14, 2016 vs. NJ; Ondrej Kase, Dec. 12, 2018 vs. DAL; Troy Terry, Jan. 4, 2022 vs. PHI
by a Left Wing.....	3	Paul Kariya (10 times); Andrew Cogliano (Two times); Garry Valk, Mar. 22, 1996 @ STL; Vaclav Prospal, Jan. 23, 2004 vs. MIN; Chris Kunitz, Nov. 19, 2006 vs. PHX; Kyle Palmieri, Feb. 27, 2013 vs. NSH; Rickard Rakell (Two times); Nicolas Deslauriers, Mar. 10, 2020 vs. OTT; Frank Vatrano, Jan. 26, 2023 @ COL
by a Center.....	3	Ryan Getzlaf (two times); Terry Yake, Oct. 19, 1993 @ NYR; Saku Koivu, Jan. 10, 2012 vs. DAL; Nick Bonino, Feb. 2, 2013 vs. LA; Ryan Kesler, Jan. 1, 2017 vs. PHI
by a Defenseman.....	3	Sam Steel, Mar. 26, 2019 @ VAN; Derek Grant, Nov. 16, 2019 @ STL; Isac Lundestrom, Mar. 1, 2021 vs. STL
Period.....	3	Lubomir Visnovsky, Mar. 4, 2011 vs. DAL; Hampus Lindholm, Dec. 21, 2017 @ NYI; Cam Fowler, Nov. 4, 2018 vs. CBJ
		Teemu Selanne, two times: Nov. 10, 1997 vs. SJ (first) & Feb 1, 2001 @ PHX (third); Vaclav Prospal, Jan. 23, 2004 vs. MIN (third); Andrew Cogliano, Jan. 31 @ PHX (second); Ryan Getzlaf, Nov. 8, 2013 vs. BUF (first); Rickard Rakell, Mar. 30, 2019 @ EDM (second); Nicolas Deslauriers, Mar. 10, 2020 vs. OTT (first)

### MOST ASSISTS

Career.....	737	Ryan Getzlaf, 2005-06 through 2021-22
Season.....	66	Ryan Getzlaf, 2008-09 (center position)
by a Right Wing.....	60	Teemu Selanne, 1998-99
by a Left Wing.....	62	Paul Kariya, 1998-99
by a Defenseman.....	54	Scott Niedermayer, 2006-07
Game.....	5	Four times: Dmitri Mironov, Dec. 12, 1997 vs. WSH; Teemu Selanne, Nov. 19, 2006 vs. PHX; Ryan Getzlaf (Two times), Oct. 29, 2008 vs. DET & Nov. 24, 2015 vs. CGY
by a Right Wing.....	5	Teemu Selanne, Nov. 19, 2006 vs. PHX
by a Left Wing.....	4	Three times: Paul Kariya, Dec. 16, 1998 vs. NSH & Feb. 16, 2000 vs. CGY; Jason Blake, Mar. 31, 2010 @ COL
by a Center.....	5	Ryan Getzlaf (Two times), Oct. 29, 2008 vs. DET & Nov. 24, 2015 vs. CGY
by a Defenseman.....	5	Dmitri Mironov, Dec. 12, 1997 vs. WSH
Period.....	4	Paul Kariya, Dec. 16, 1998 vs. NSH (second)

### MOST POINTS

Career.....	1,019	Ryan Getzlaf, 2005-06 through 2021-22 (282-737=1,019)
Season.....	109	Teemu Selanne, 1996-97 (51-58=109; right wing position)
by a Left Wing.....	108	Paul Kariya, 1995-96 (50-58=108)
by a Center.....	91	Ryan Getzlaf, 2008-09 (25-66=91)
by a Defenseman.....	69	Scott Niedermayer, 2006-07 (15-54=69)
Game.....	5	15 times, last: Ryan Getzlaf, Nov. 24, 2015 vs. CGY (0-5=5)
by a Right Wing.....	5	Eight times: Teemu Selanne (6 times), last: Mar. 28, 2011 vs. COL (3-2=5); Corey Perry (2 times), last: Dec. 12, 2010 vs. MIN (3-2=5)
by a Left Wing.....	5	Five times, last: Jason Blake, Mar. 31, 2010 @ COL (1-4=5) Paul Kariya (4 times), last: Dec. 8, 2002 vs. STL (2-3=5)

# RECORDS



by a Center.....	5	Ryan Getzlaf (Two times), Oct. 29, 2008 vs. DET (0-5=5) & Nov. 24, 2015 vs. CGY (0-5=5)
by a Defenseman.....	5	Dmitri Mironov, Dec. 12, 1997 vs. WSH (0-5=5)
Period.....	4	Six times, last: Brandon Montour, Dec. 12, 2018 vs. DAL (1-3=4; third)

## MOST POWER PLAY GOALS

Career.....	182	Teemu Selanne, 1995-96 through 2000-01, 2005-06 through 2013-14
Season.....	25	Teemu Selanne (two times), 1998-99 and 2006-07
Game.....	3	Two times: Paul Kariya, Mar. 29, 2001 @ SJ; Teemu Selanne, Oct. 29, 2008 vs. DET
Period.....	2	20 times, last: Nick Bonino, Jan. 15, 2014 vs. VAN (second period)

## MOST POWER PLAY ASSISTS

Career.....	255	Ryan Getzlaf, 2005-06 through 2021-22
Season.....	33	Fredrik Olausson, 1998-99

## MOST POWER PLAY POINTS

Career.....	410	Teemu Selanne, 1994-95 through 2000-01, 2005-06 through 2012-13 (182-228=410)
Season.....	54	Teemu Selanne, 1998-99 (25-29=54)

## MOST SHORTHANDED GOALS

Career.....	16	Paul Kariya, 1994-95 through 2002-03; Andrew Cogliano, 2011-12 through 2017-18
Season.....	4	Corey Perry, 2010-11; Isac Lundestrom, 2021-22
Game.....	1	187 times, last: Isac Lundestrom, Feb. 16, 2022 @ CGY
Period.....	1	185 times, last: Isac Lundestrom, Feb. 16, 2022 @ CGY @ COL (third)

## MOST SHORTHANDED ASSISTS

Career.....	9	Steve Rucchin, 1994-95 through 2003-04
Season.....	4	Two times: Steve Rucchin, 1997-98; Scott Niedermayer, 2008-09

## MOST SHORTHANDED POINTS

Career.....	21	Paul Kariya (16-5=21), 1994-95 through 2002-03; Andrew Cogliano (16-5=21), 2011-12 through 2017-18
Season.....	6	Paul Kariya, 1995-96 (3-3=6)

## MOST SHOTS

Career.....	2,964	Teemu Selanne, 1995-96 through 2000-01, 2005-06 through 2013-14
Season.....	429	Paul Kariya, 1998-99
Game.....	12	Three times, all by Paul Kariya, last: Mar. 10, 1999 vs. VAN
Period.....	9	Paul Kariya, Nov. 8, 1998 vs. DET (first)

## MOST PENALTY MINUTES

Career.....	1,110	Corey Perry, 2005-2006 through 2018-19
Season.....	285	Todd Ewen, 1995-96
Game.....	37	Todd Ewen, Feb. 25, 1996 vs. SJ (6 penalties)
Period.....	30	Two times, last: Peter LeBoutillier, Mar. 13, 1998 @ DAL (3 penalties; third)

## MOST GAMES PLAYED

Career.....	1,157	Ryan Getzlaf, 2005-2006 through 2021-22
Season.....	84	Joe Sacco, 1993-94 (the NHL changed from 84 to an 82-game season in 1995-96)

## HIGHEST PLUS/MINUS (+/-)

Career.....	+120	Teemu Selanne, 1995-96 through 2000-01, 2005-06 through 2013-14
Season.....	+36	Paul Kariya, 1996-97
Game.....	+5	Several, last: Brandon Montour, Dec. 12, 2018 vs. DAL

## HIGHEST SHOOTING PERCENTAGE

Career (min. 100 goals).....	15.4	Teemu Selanne, 1995-96 through 2000-01, 2005-06 through 2013-14
------------------------------	------	---

# RECORDS

Season (min. 10 goals).....370 Steve Thomas, 2002-03

## MOST GAME-WINNING GOALS

Career.....77 Teemu Selanne, 1995-96 through 2000-01, 2005-06 through 2013-14  
Season.....11 Corey Perry, 2010-11  
Month.....4 Corey Perry, March 2011

## MOST GAME-TYING GOALS

Career.....9 Teemu Selanne, 1995-96 through 2000-01  
Season.....3 Teemu Selanne, 1997-98

## MOST OVERTIME GOALS

Career.....11 Ryan Getzlaf, 2005-06 through 2021-22  
Season.....3 Paul Kariya, 1995-96

## LONGEST SCORING STREAKS

Point Streak.....19 games Corey Perry, Oct. 21-Dec. 1, 2009 (10-16=26)  
Goal Streak.....11 games Teemu Selanne, Oct. 21-Nov. 10, 1997 (17-2=19)  
Assist Streak.....10 games Two times: Corey Perry, Nov. 13-Dec. 1, 2009 (2-11=13)  
Ryan Getzlaf, Oct. 24-Nov. 14, 2009 (1-17=18)  
Multi-Point Game Streak.....6 games Paul Kariya, Mar. 9-21, 1995 (6-6=12)  
Multi-Goal Game Streak.....3 games Paul Kariya, Mar. 4-9, 2001 (6-1=7)

## LONGEST HOME/ROAD SCORING STREAKS

Home Point Streak .....17 games Paul Kariya, Nov. 6, 1998-Jan. 1999 (8-23=31)  
Road Point Streak .....14 games Two times, last: Andy McDonald, Jan. 6-Mar. 17, 2006 (7-14=21)  
Home Goal Streak .....8 games Paul Kariya, Jan. 10-Feb. 23, 1997 (11-8=19)  
Road Goal Streak .....8 games Teemu Selanne, Oct. 21-Nov. 8, 1997 (11-2=13)

# DUCKS GOALTENDER RECORDS

## MOST GAMES PLAYED

Career.....447 Jean-Sebastien Giguere, 2000-01 through 2009-10  
Season.....73 Jonas Hiller, 2011-12

## MOST MINUTES PLAYED

Career.....25,646 Jean-Sebastien Giguere, 2000-01 through 2009-10  
Season.....4,253 Jonas Hiller, 2011-12

## MOST STARTS

Career.....424 Guy Hebert, 1993-94 through 2000-01  
Season.....73 Jonas Hiller, 2011-12

## MOST WINS

Career.....206 Jean-Sebastien Giguere, 2000-01 through 2009-10  
Season.....36 Jean-Sebastien Giguere, 2006-07

## MOST LOSSES

Career.....202 Guy Hebert, 1993-94 through 2000-01  
Season.....31 Two times: Guy Hebert, 1999-00; Jean-Sebastien Giguere, 2003-04

## MOST TIES

Career.....52 Guy Hebert, 1993-94 through 2000-01  
Season.....12 Guy Hebert, 1996-97

## MOST SHUTOUTS

Career.....32 Jean-Sebastien Giguere, 2000-01 through 2009-10

# RECORDS



Season ..... 8 Jean-Sebastien Giguere, 2002-03

## MOST SAVES

Career ..... 11,813 Guy Hebert, 1993-94 through 2000-01  
Season ..... 1,961 Guy Hebert, 1995-96  
Game ..... 53 John Gibson, Feb. 10, 2023 vs. PIT (53-of-59)  
Period ..... 28 John Gibson, Oct. 20, 2017 vs. MTL (28-of-30)  
Overtime ..... 10 Two times: Guy Hebert, Feb. 3, 2000 @ PHI (10-of-10);  
John Gibson, Nov. 12, 2018 vs. NSH (10-of-10)

## MOST SHOTS FACED

Career ..... 12,968 Guy Hebert, 1993-94 through 2000-01  
Season ..... 2,133 Guy Hebert, 1996-97  
Game ..... 59 John Gibson, Feb. 10, 2023 vs. PIT (53-of-59)  
Period ..... 30 Two times: John Gibson, Oct. 20, 2017 vs. MTL (second period, 28-of-30) and  
Oct. 13, 2018 @ DAL (second period, 26-of-30)  
Overtime ..... 10 Two times: Guy Hebert, Feb. 3, 2000 @ PHI (10-of-10)  
John Gibson, Nov. 12, 2018 vs. NSH (10-of-10)

## MOST GOALS ALLOWED

Career ..... 1,155 Guy Hebert, 1993-94 through 2000-01  
Season ..... 182 Jonas Hiller, 2011-12  
Game ..... 8 Jonathan Bernier, Dec. 4, 2016 @ CGY  
Period ..... 6 John Gibson, Feb. 2, 2019 @ WPG (first)

## FEWEST GOALS ALLOWED

Season (minimum 25 GP) ..... 52 Viktor Fasth, 2012-13 (25 games)  
Game ..... 0 141 times (32 by J.S. Giguere; 27 by G. Hebert; 23 by J. Gibson; 21 by J. Hiller; 6 by F. Andersen;  
4 by V. Fasth; 5 by R. Miller; 4 by A. Stolarz; 3 by M. Shtalenkov; 3 by M. Gerber; 2 by J. Bernier;  
2 by I. Bryzgalov; 2 by C. McElhinney; 2 by D. Roussel; 1 by K. Boyle; 1 by A. Khudobin; 1 by R.  
Tugnut); \*J.S. Giguere and Steve Shields combined for a shutout on Dec. 8, 2001 vs. CGY; John  
Gibson and Ryan Miller combined for a shutout on Feb. 19, 2018 @ VGK

## LOWEST GOALS-AGAINST AVERAGE

Career (minimum 100 GP) ..... 2.33 Frederik Andersen, 2013-14 through 2015-16  
Season (minimum 25 GP) ..... 2.07 John Gibson, 2015-16

## HIGHEST GOALS-AGAINST AVERAGE

Career (minimum 100 GP) ..... 3.14 Mikhail Shtalenkov, 1993-94 through 1997-98  
Season (minimum 25 GP) ..... 3.22 Mikhail Shtalenkov, 1997-98

## HIGHEST SAVE PERCENTAGE

Career (minimum 100 GP) ..... .918 Frederik Andersen, 2013-14 through 2015-16  
Season (minimum 25 GP) ..... .928 Ryan Miller, 2017-18 (28 games)

## MOST PENALTY MINUTES

Career ..... 78 Jean-Sebastien Giguere, 2000-01 through 2009-10  
Season ..... 28 Jean-Sebastien Giguere, 2001-02  
Game ..... 16 Jean-Sebastien Giguere, Jan. 25, 2006 vs. EDM

## MOST ASSISTS

Career ..... 8 Jonas Hiller, 2007-08 through 2013-14  
Season ..... 3 Frederik Andersen, 2014-15  
Game ..... 2 Ilya Bryzgalov, Feb. 18, 2006 vs. SJ

# RECORDS

## GOALTENDING STREAKS

Most consecutive games played.....	32	Jonas Hiller, Jan. 12-Mar. 18, 2012 (17-10-5)
Most consecutive starts.....	32	Jonas Hiller, Jan. 12-Mar. 18, 2012 (17-10-5)
Most consecutive shutouts.....	3	Jean-Sebastien Giguere, Dec. 8, 2002 vs. NSH, Dec. 11, 2002 vs. WSH, Dec. 15, 2002 vs. PIT
Longest winning streak.....	14 games	Jonas Hiller, Dec. 9, 2013-Jan. 12, 2014 (14-0-0)
Longest unbeaten streak.....	14 games	Jonas Hiller, Dec. 9, 2013-Jan. 12, 2014 (14-0-0)
Longest losing streak.....	10 games	John Gibson, Dec. 20, 2018-Jan. 15, 2019 (0-6-4)
Longest winless streak.....	13 games	Guy Hebert, Dec. 20, 2000-Feb. 9, 2001 (0-11-2*) *2 Ties
Longest shutout sequence.....	237:07	Jean-Sebastien Giguere, Dec. 6-18, 2002 (spanning 5 games)

## DUCKS ROOKIE RECORDS

### MOST GOALS

Season.....	31	Bobby Ryan, 2008-09
Game.....	3	Two times: Bobby Ryan, Jan. 8, 2009 @ LA; Sam Steel, Mar. 26, 2019 @ VAN

### MOST ASSISTS

Season.....	38	Trevor Zegras, 2021-22
Game.....	4	Ryan Getzlaf, Mar. 24, 2006 vs. NSH (0-4=4)

### MOST POINTS

Season.....	61	Trevor Zegras, 2021-22 (23-38=61)
Game.....	4	Three times: Stanislav Chistov, Oct. 10, 2002 @ STL (1-3=4); Ryan Getzlaf, Mar. 24, 2006 vs. NSH (0-4=4); Rickard Rakell, Jan. 11, 2015 vs. WPG (2-2=4)

### MOST POWER PLAY GOALS

Season.....	12	Bobby Ryan, 2008-09
Game.....	2	Four times: Paul Kariya, Mar. 9, 1995 vs. DET; Dustin Penner, Nov. 30, 2005 vs. PHX; Trevor Zegras, Nov. 14, 2021 vs. VAN; Trevor Zegras, Mar. 1, 2022 vs. BOS

### MOST SHORTHANDED GOALS

Season.....	2	Brandon McMillan, 2010-11
Game.....	1	Eight times: last; Sam Steel, Apr. 5, 2019 vs. LA

### MOST SHOTS

Season.....	204	Dustin Penner, 2006-07
Game.....	9	Dan Sexton, Dec. 8, 2009 vs. DAL

### MOST PENALTY MINUTES

Season.....	121	Peter LeBoutillier, 1996-97
Game.....	30	Two times: Peter LeBoutillier, Feb. 20, 1997 @ LA & Mar. 13, 1998 @ DAL

### MOST GAMES PLAYED

Season.....	82	Dustin Penner, 2006-07
-------------	----	------------------------

### HIGHEST PLUS/MINUS (+/-)

Season (minimum 45 GP).....	+29	Hampus Lindholm, 2013-14
Game.....	+5	Sami Vatanen, Oct. 13, 2013 vs. NYR

### HIGHEST SHOOTING PERCENTAGE

Season (minimum 39 GP).....	17.8	Bobby Ryan, 2008-09
Game.....	100.0	Several times

### MOST GAME-WINNING GOALS

Season.....	5	Dustin Penner, 2006-07; Trevor Zegras, 2021-22
-------------	---	--

# RECORDS



## MOST GAME-TYING GOALS

Season ..... 2 Frank Banham, 1997-98

## LONGEST ROOKIE SCORING STREAKS

Point Streak..... 8 games Paul Kariya (6-9=15), Mar. 7-23, 1995

Goal Streak..... 5 games Bobby Ryan (5-1=6), Jan. 17-28, 2009

Assist Streak..... 7 games Francois Beauchemin (0-8=8), Jan. 26-Feb. 8, 2006

## MOST GOALS (defensemen)

Season..... 10 Cam Fowler, 2010-11

## MOST ASSISTS (defensemen)

Season..... 30 Cam Fowler, 2010-11

## MOST POINTS (defensemen)

Season..... 40 Cam Fowler, 2010-11

## MOST GAMES PLAYED (defensemen)

Season..... 81 Jamie Drysdale, 2021-22

## HIGHEST PLUS/MINUS (defensemen)

Season (minimum 45 GP)..... +29 Hampus Lindholm, 2013-14

## MOST SAVES (goaltenders)

Season..... 913 John Gibson, 2015-16 (40 games)

Game..... 49 Frederik Andersen, Mar. 2, 2014 vs. CAR (49-of-52)

## MOST SHOTS FACED (goaltenders)

Season..... 992 John Gibson, 2015-16 (40 games)

Game..... 52 Frederik Andersen, Mar. 2, 2014 vs. CAR (49-of-52)

## MOST MINUTES (goaltenders)

Season..... 2,295 John Gibson, 2015-16 (40 games)

Game..... 65 Several times

## MOST WINS (goaltenders)

Season..... 21 John Gibson, 2015-16 (40 games)

## LOWEST GOALS-AGAINST AVERAGE (goaltenders)

Season..... 2.07 John Gibson, 2015-16 (40 games)

## DUCKS TEAM HIGHS

### MOST GOALS

Season..... 263 2013-14 (3.21 per-game avg., not including goals awarded for shootout wins)

Game..... 9 Jan. 15, 2014 vs. VAN

First Period..... 5 Oct. 29, 1995 vs. CGY

Second Period..... 6 Mar. 14, 2014 @ COL

Third Period..... 5 Two times: Jan. 23, 2004 vs. MIN; Feb. 20, 2015 @ CGY

### MOST ASSISTS

Season..... 453 2006-07

Game..... 17 Jan. 15, 2014 vs. VAN

Period..... 12 Mar. 14, 2014 @ COL (second)

### MOST POINTS

Season..... 709 2013-14 (263+446=709)

Game..... 26 Jan. 15, 2014 vs. VAN (9-17=26)

# RECORDS

Period..... 18 Mar. 14, 2014 @ COL (second; 6-12=18)

## MOST SHOTS

Season..... 2585 2005-06 (31.5 per-game average)  
Game..... 56 Oct. 13, 2013 vs. OTT  
First Period..... 24 Oct. 13, 2013 vs. OTT  
Second Period..... 25 Dec. 31, 2013 vs. SJ  
Third Period..... 26 Jan. 1, 1994 @ FLA  
Overtime..... 11 Jan. 11, 2004 vs. CBJ

## MOST POWER PLAY GOALS

Season..... 89 2006-07 (89-398, 22.4%)  
Game..... 6 Jan. 15, 2014 vs. VAN  
Period..... 3 Five times: Dec. 16, 1998 vs. NSH (second); Oct. 18, 2006 vs. DET (second); Mar. 29, 2007 @ CBJ (third); Mar. 22, 2009 vs. PHX (third); Feb. 14 @ EDM (third); Jan. 15, 2014 vs. VAN (second)

## MOST POWER PLAY OPPORTUNITIES

Season..... 480 2005-06 (87-480, 18.1%)  
Game..... 13 Apr. 17, 2006 vs. CGY (3-13)  
Period..... 6 Seven times: Mar. 4, 1994 vs. EDM (1-6; third); Dec. 8, 2001 @ CGY (0-6; third); Nov. 1, 2005 vs. NSH (2-6; second); Mar. 11, 2006 @ PHX (1-6; second); Apr. 17, 2006 vs. CGY (1-6; third); Nov. 17, 2006 vs. CHI (2-6; second); Jan. 5, 2007 vs. CBJ (1-6; second)

## MOST SHORTHANDED GOALS

Season..... 10 2019-20, 2017-18, 2013-14, 1995-96  
Game..... 3 Dec. 20, 1996 vs. CGY  
Period..... 2 Four times, last: Oct. 26, 2016 vs. NSH (second; Silfverberg and Cogliano)

## MOST PENALTY MINUTES

Season..... 1843 1997-98 (22.5 per-game average)  
Game..... 107 Dec. 8, 2001 @ CGY  
Period..... 101 Dec. 8, 2001 @ CGY (third)

## MOST STANDINGS POINTS

Season..... 116 2013-14 (54-20-8)  
Month..... 25 Feb. 2015 (12-1-1)

## MOST WINS

Season..... 54 2013-14 (54-20-8)  
Month..... 12 Feb. 2015 (12-1-1)

## MOST LOSSES

Season..... 46 1993-94 (33-46-5)  
Month..... 59 John Gibson, Feb. 10, 2023 vs. PIT (53-of-59)

## MOST TIES (2003-04 was the last season the NHL had tie games)

Season..... 13 Three times: 1996-97; 1997-98; 1998-99  
Month..... 4 Four times: Mar. 1997 (7-3-4); Oct. 1997 (5-4-4); Feb. 2000 (5-3-4); Dec. 2003 (3-7-4-1)



## DUCKS TEAM LOWS

(season lows reflect full 80+ game seasons; 1994-95 and 2012-13 included only 48 games due to work stoppage; 2019-20 included only 71 games and 2020-21 included only 56 games due to COVID-19 pandemic)

### FEWEST GOALS

Season ..... 175 2001-02 (2.1 per-game average)

### FEWEST ASSISTS

Season ..... 295 2001-02

### FEWEST POINTS

Season ..... 470 2001-02 (175-295=470)

### FEWEST SHOTS

Season ..... 2123 2000-01 (25.9 per-game average)  
 Game ..... 12 Three times: Oct. 22, 1996 @ PHI; Apr. 6, 1994 @ CGY; Jan. 10, 2010 @ CHI  
 First Period ..... 0 Dec. 27, 2000 @ DAL  
 Second Period ..... 1 Two times, last: Dec. 23, 2022 vs. CGY; Feb. 21, 2023 @ TBL  
 Third Period ..... 0 Two times: Mar. 21, 2008 @ SJ; Oct. 21, 2008 @ TOR  
 Overtime ..... 0 Several times (last: Mar. 8, 2023 @ VAN)

### FEWEST POWER PLAY GOALS

Season ..... 36 Two times: 2018-19; 2022-23

### FEWEST POWER PLAY OPPORTUNITIES

Season ..... 212 2018-19  
 Game ..... 0 20 times, last: Mar. 10, 2023 @ CGY

### FEWEST SHORTHANDED GOALS

Season ..... 1 2022-23

### FEWEST PENALTY MINUTES

Season ..... 736 2018-19 (8.58 per-game average)  
 Game ..... 0 10 times, last: Mar. 8, 2023 @ VAN

### FEWEST WINS

Season ..... 23 2022-23 (23-47-12)  
 Month (minimum 5 GP) ..... 0 Apr. 2023 (0-5-2)

### FEWEST REGULATION LOSSES

Season ..... 20 Two times: 2006-07 (48-20-14); 2013-14 (54-20-8)  
 Month (minimum 5 GP) ..... 0 Three times: Apr. 1997 (3-0-2); Oct. 2006 (9-0-3); Apr. 2017 (4-0-1)

### FEWEST TIES (2003-04 was the last season the NHL had tie games)

Season ..... 5 Two times: 1993-94 (33-46-5); 1994-95 (16-27-5)  
 Month ..... 0 Several times

## DUCKS MISCELLANEOUS RECORDS

Longest Winning Streak ..... 11 games Feb. 13-Mar. 5, 2016  
 Home ..... 13 games Jan. 26-Mar. 20, 2013  
 Road ..... 7 games Nov. 28-Dec. 13, 2006  
 Longest Regulation Loss Streak ..... 9 games Mar. 19-Apr. 5, 2023 (0-9-0)  
 Home ..... 8 games Jan. 10-Feb. 9, 2001 (0-8-0)  
 Road ..... 6 games Seven times: last, Jan. 20-Feb. 9, 2019 (0-6-0)  
 Longest Unbeaten Streak ..... 12 games Feb. 22-Mar. 19, 1997 (7-0-5)

# RECORDS

Home.....	14 games	Feb. 12-Apr. 9, 1997 (10-0-4)
Road.....	7 games	Nov. 28-Dec. 13, 2006 (7-0-0)
Longest Winless Streak.....	13 games	Mar. 19-Apr. 13, 2023 (0-11-2)
Home.....	11 games	Jan. 5-Feb. 14, 2001 (0-8-3-0)
Road.....	13 games	Two times: Nov. 1-Dec. 27, 2003 (0-8-2-3); Oct. 29-Dec.22, 2011 (0-9-4)
Longest Point Streak.....	16 games	Oct. 6-Nov. 9, 2006 (12-0-1-3, 28 points)
Home.....	22 games	Oct. 10, 2013-Jan. 15, 2014 (20-0-2, 42 points)
Road.....	9 games	Feb. 28-Apr. 11, 2009 (7-0-1-1, 16 points)

## CONSECUTIVE MULTIPLE-GOAL GAMES BY INDIVIDUAL PLAYERS

Most consecutive multi-goal games.....	6	Mar. 25-Apr. 4, 2009 (Ryan three times, Perry two times, Getzlaf, R. Niedermayer, Selanne)
Most consecutive multi-goal games by different players.....	5	Mar. 25-Apr. 4, 2009 (Ryan two times, Perry two times, Getzlaf, R. Niedermayer, Selanne)
Most consecutive multi goal games to start season.....	3	Oct. 9-13, 2014 (C. Perry, R. Getzlaf, W. Karlsson)

## CONSECUTIVE POWER PLAY GOALS & ATTEMPTS

Most consecutive games scoring PP goal.....	11	Mar. 7-28, 1997 (14-for-39, .359)
Most consecutive games not scoring PP goal.....	12	Apr. 16-May 8, 2021 (0-for-26)
Most consecutive attempts scoring PP goal.....	5	Mar. 29, 2007 @ CBJ (3)-Mar. 31, 2007 @ STL (2) (spanning 2 games)
Most consecutive attempts without a PP goal.....	31	Two times, last: Mar. 3-19, 2003 (spanning 8 games)

## CONSECUTIVE PENALTY KILLING & ATTEMPTS

Most consecutive games allowing PP goal.....	12	Oct. 5-30, 2005 (69-for-89, .775)
Most consecutive games not allowing PP goal.....	9	Feb. 17, 2017-Mar. 8, 2017 (25-for-25)
Most consecutive shorthanded stops (no goal).....	35	Dec. 27, 2015-Jan. 15, 2016 (spanning 10 games)
Most consecutive opponent PP attempts scoring goal.....	4	Two times: Dec. 19, 1997 vs. PHX (4); Oct. 13, 2000 @ OTT (3) & Nov. 15, 2000 @ DET (1) (spanning 2 games)

# SINGLE GAME

## EARLIEST GOALS SCORED

Earliest goal scored from the start of a game.....	0:08	Paul Kariya, Mar. 9, 1997 @ COL
Earliest two goals scored from the start of a game.....	1:53	R. Getzlaf (0:50) & E. Artyukhin (1:53), Jan. 19, 2010 vs. BUF
Earliest three goals scored from the start of a game.....	5:23	R. Getzlaf (0:50) & E. Artyukhin (1:53) & M. Brown (5:23), Jan. 19, 2010 vs. BUF
Earliest four goals scored from the start of a game.....	10:26	R. Getzlaf (0:50) & E. Artyukhin (1:53), M. Brown (5:23), & B. Ryan (10:26), Jan. 19, 2010 vs. BUF
Earliest five goals scored from the start of a game.....	14:45	S. Van Allen (1:27), P. Kariya (8:32), P. Douris (9:22), P. Kariya (13:51) & Douris (14:45), Oct. 29, 1995 vs. CGY
Earliest goal scored from the start of a 2nd period.....	0:07	Kyle Palmieri, Dec. 12, 2014 @ EDM
Earliest goal scored from the start of a 3rd period.....	0:09	Bobby Dollas, Mar. 23, 1995 @ SJ
Earliest goal scored from the start of an overtime.....	0:10	Mike Leclerc, Feb. 12, 2003 vs. CGY

## EARLIEST GOALS GIVEN UP

Earliest goal against from the start of a game.....	0:09	Trevor Linden, Jan. 16, 1994 vs. VAN
Earliest goal against from the start of a game.....	0:57	J. Kyrrou (0:20), Z. Sanford (0:57), Jan. 30, 2021 vs. STL
Earliest three goals against from the start of a game.....	2:06	J. Kyrrou (0:20), Z. Sanford (0:57), J. Kyrrou (2:06), Jan. 30, 2021 vs. STL
Earliest four goals against from the start of a game.....	6:32	V. Zelepukin (1:55), C. Millen (4:08), B. Guerin (4:44) & T. Chorske (6:32), Nov. 5, 1993 vs. NJ
Earliest five goals against from the start of a game.....	8:05	V. Zelepukin (1:55), C. Millen (4:08), B. Guerin (4:44),

# RECORDS



Earliest goal against from the start of a 2nd period.....	0:10	T. Chorske (6:32) & B. Guerin (8:05), Nov. 5, 1993 vs. NJ
Earliest goal against from the start of a 3rd period.....	0:05	Kyle Okposo, Nov. 5, 2014 vs. NYI
Earliest goal against from the start of an overtime.....	0:07	Daymond Langkow, Apr. 11, 2006 @ CGY
		Max Pacioretty, Jan. 16, 2021 @ VGK

## FASTEST GOALS SCORED (shortest time span between goals)

Fastest two goals scored.....	0:08	T. Selanne (5:44) & C. Kunitz (5:52), Nov. 30, 2005 vs. PHX
Fastest three goals scored.....	0:51	A. McDonald, D. Lambert & M. Chouinard, Dec. 23, 2001 @ PHX
Fastest four goals scored.....	3:30	M. Ferner, G. Valk, B. Houlder & J. Sacco, Feb. 26, 1994 @ QUE
Fastest five goals scored.....	8:45	D. Winnik, K. Palmieri, K. Palmieri, C. Perry & B. Lovejoy, Mar. 14, 2014 @ COL
Fastest six goals scored.....	16:03	D. Winnik, K. Palmieri, K. Palmieri, C. Perry, B. Lovejoy, & M. Perreault, Mar. 14, 2014 @ COL

## FASTEST OPPONENT GOALS SCORED (shortest time span between goals)

Fastest two goals against.....	0:06	Two times: D. Bodger & L. Robitaille, Apr. 15, 1999 @ LA; D. Backes & A. McDonald, Oct. 11, 2010 @ STL
Fastest three goals against.....	1:21	A. Selivanov, R. Murray & A. Selivanov, Feb. 17, 1999 vs. EDM
Fastest four goals against.....	2:55	A. Mogilny, J. Beranek, A. Mogilny & A. Mogilny, Dec. 22, 1995 vs. VAN
Fastest five goals against.....	5:05	B. Shanahan, I. Laperriere, E. Tikkanen, K. Miller & E. Tikkanen, Jan. 31, 1995 @ STL
Fastest six goals against.....	14:06	T. Brouwer, A. Chiasson, M. Stajan, S. Bennett, D. Hamilton & S. Monahan, Dec. 4, 2016 @ CGY

## CONSECUTIVE GOALS

Most consecutive (unanswered) goals scored.....	7	Two times: Dec. 20, 1996 vs. CGY (7-0 final); Oct. 30, 2009 vs. VAN (7-2)
Most consecutive (unanswered) goals by opponent.....	8	Mar. 21, 2001 @ DAL (8-0 final)

## SHOOTING PERCENTAGE

Highest shooting percentage.....	38.5%	Feb. 21, 2009 @ CBJ (5 goals on 13 shots)
Opponent's highest shooting percentage.....	43.8%	Nov. 15, 2006 vs. PHI (7 goals on 16 shots)

## POWER PLAY PERCENTAGE

Highest power play percentage (min. 3 PPO).....	100%	28 times (most: Jan. 19, 2013 @ VAN; Jan. 7, 2014 vs. BOS; Feb. 15, 2016 vs. CGY (3-for-3))
Lowest power play percentage.....	0.0%	Several times (most chances w/o a PPG: 8, nine times)
Opponent's highest power play percentage (min. 3 PPO).....	100%	18 times (most: Dec. 19, 1997 vs. PHX, 4-for-4)
Opponent's lowest power play percentage.....	0.0%	Several times (most chances w/o a PPG: 13, Feb. 27, 1998 @ EDM)

## MARGIN OF VICTORY/DEFEAT

Largest Margin of Victory.....	8	Jan. 15, 2014 vs. VAN (9-1)
Largest Margin of Defeat.....	8	Mar. 21, 2001 @ DAL (8-0)

## BIGGEST DIFFERENCES IN SHOTS/GOALS WITH WINS/LOSSES

Most shots in a loss.....	54	Mar. 27, 2009 vs. EDM (lost 5-3)
Fewest shots in a win.....	12	Two times: Jan. 10, 2010 @ CHI (won 3-1); Feb. 13, 2011 @ EDM (won 4-0)
Most goals in a loss.....	6	Two times: Oct. 31, 2008 vs. VAN (lost 7-6 in SO); Feb. 16, 2011 vs. WSH (lost 7-6)
Fewest goals in a win.....	1	38 times, last: Feb. 11, 2021 @ VGK

## LARGEST DEFICITS/LEADS OVERCOME

Largest deficit overcome in a win.....	4 goals	Two times: Mar. 31, 2014 vs. WPG (trailed 4-0 at 17:44 of the
--	---------	---

# RECORDS

Largest deficit overcome in a tie.....	4 goals
Largest lead relinquished in a loss.....	4 goals
Largest lead relinquished in a tie.....	4 goals

second, won 5-4 in OT); Dec. 2, 2018 @ WAS (trailed 5-1 at 14:31 of second, won 6-5 in regulation)  
 Oct. 10, 1996 @ COL (trailed 6-2 at 10:43 of the third, tied 6-6)  
 Nov. 21, 2019 @ FLA (led 4-0 at 18:52 of the second, lost 5-4 in overtime)  
 Jan. 7, 2000 @ CAR (led 4-0 at 17:33 of the second, tied 4-4)

## FEWEST SHOTS ALLOWED

Game.....	11
First Period.....	0
Second Period.....	1
Third Period.....	0

Jan. 23, 2004 vs. MIN  
 Apr. 1, 2000 @ LA  
 Three times: Mar. 27, 2007 vs. PHX; Oct. 31, 2014 @ DAL, Jan. 16, 2015 @ NJ  
 Oct. 7, 2011 @ BUF (Helsinki, Finland)

## MULTIPLE PLAYERS WITH POINTS IN ONE GAME

Most players with at least one point in a game.....	15
Most players with multiple-points in a game.....	8
Most players with three-or-more points in a game.....	4
Most players with four-or-more points in a game.....	3

Two times: Jan. 15, 2014 vs. VAN; Mar. 30, 2016 vs. CGY  
 Apr. 4, 2006 vs. VAN  
 Two times: Jan. 1, 1999 @ BUF (Selanne-5 pts., Olausson-4, Rucchin-4, Kariya-3); Nov. 3, 2007 @ PHX (Getzlaf-3, Perry-3, Pronger-3, Schneider-3)  
 Two times: Jan. 1, 1999 @ BUF (Selanne-5, Olausson-4, Rucchin-4); Nov. 19, 2006 vs. PHX (Selanne-5, Kunitz-4, McDonald-4)

## MOST GOALS ALLOWED

Game.....	9
First Period.....	6
Second Period.....	5
Third Period.....	5

Three times: Feb. 1, 1995 @ DAL; Feb. 19, 2011 @ STL (9-3); Feb. 2, 2019 @ WPG (9-3)  
 Feb. 2, 2019 @ WPG  
 Five times: Mar. 24, 1994 @ BOS, Jan. 31, 1995 @ STL; Apr. 1, 1998 vs. PHX; Jan. 29, 2015 @ SJ; Dec. 4, 2016 @ CGY  
 Eight times: Dec. 22, 1999 vs. PHX; Mar. 21, 2001 @ DAL; Nov. 14, 2009 @ DET; Nov. 26, 2013 @ DAL; Dec. 13, 2016 @ DAL; Feb. 21, 2020 @ CGY; Nov. 3, 2022 @ VAN; Feb. 12, 2023 @ VGK

## MOST SHOTS ALLOWED

Game.....	59
First Period.....	25
Second Period.....	30
Third Period.....	26
Overtime.....	10

Feb. 10, 2023 vs. PIT  
 Feb. 10, 2023 vs. PIT  
 Two times: Oct. 20, 2017 vs. MTL; Oct. 13, 2018 @ DAL  
 Mar. 2, 2014 vs. CAR  
 Two times: Feb. 3, 2000 @ PHI; Nov. 12, 2018 vs. NSH

## MOST POWER PLAY GOALS ALLOWED

Game.....	5
Period.....	4

Oct. 26, 2009 vs. TOR (5-for-11)  
 Dec. 14, 2007 @ MIN (4-for-4 in the second period)

## MOST SHORTHANDED GOALS ALLOWED

Game.....	3
Period.....	2

Oct. 18, 1996 vs. SJ  
 Four times: Feb. 1, 1995 @ DAL (second); Oct. 18, 1996 vs. SJ (third); Dec. 6, 2005 vs. CAR (second); Nov. 30, 2013 vs. SJ (second)

# SEASON

## INDIVIDUAL

Most multiple-goal games.....	14
Most hat tricks.....	3

Teemu Selanne, 1997-98  
 Teemu Selanne, 1997-98; Corey Perry (Two times), 2010-11 & 2014-15

# RECORDS



## Highest percentage

of team's total goals.....	25.4%	Teemu Selanne, 1997-98 (scored 52 of team's 205 goals)
Most multiple-assist games.....	16	Teemu Selanne, 1996-97
Most multiple-point games.....	33	Paul Kariya, 1996-97
Most three-or-more point games.....	16	Teemu Selanne, 1998-99
Most four-or-more point games.....	5	Ryan Getzlaf, 2010-11
Most 30+ save games (goalies).....	33	Guy Hebert, 1996-97
Most 40+ save games (goalies).....	7	Four times: Guy Hebert, 1998-99; John Gibson, 2017-18, 2018-19 & 2021-22

## TEAM

Most four-or-more goal games.....	34	2005-06
Most five-or-more goal games.....	25	2014-15
Most shutouts.....	9	Two times: 2002-03 (8 by J.S. Giguere, 1 by M. Gerber) 2017-18 (4 by John Gibson, 4 by Ryan Miller, 1 combined Gibson/Miller) 2019-20 (John Gibson)
Fewest shutouts.....	1	2019-20 (John Gibson)
Most times shutout.....	11	1997-98
Fewest times shutout.....	1	1996-97
Most overtime games.....	23	Three times: 2006-07 (9-4-10 record); 2014-15 (16-2-5 record); 2021-22 (8-9-4)

## CAREER

Most multiple-goal games.....	90	Teemu Selanne, 1995-96 through 2000-01 & 2005-06 through 2013-14
Most hat tricks.....	13	Teemu Selanne, 1995-96 through 2000-01 & 2005-06 through 2013-14
Most multiple-assist games.....	143	Ryan Getzlaf, 2005-06 through 2019-20
Most multiple-point games.....	256	Teemu Selanne, 1995-96 through 2000-01 & 2005-06 through 2013-14 and Ryan Getzlaf, 2005-06 through 2021-22
Most three-or-more point games.....	87	Teemu Selanne, 1995-96 through 2000-01 & 2005-06 through 2013-14
Most four-or-more point games.....	21	Teemu Selanne, 1995-96 through 2000-01 & 2005-06 through 2013-14
Most 30+ save games (goalies).....	165	Guy Hebert, 1993-94 through 2000-01
Most 40+ save games (goalies).....	24	John Gibson, 2013-14 through 2021-22
Most consecutive games played.....	502	Andrew Cogliano, Jan. 19, 2013-Jan. 13, 2018
Most seasons with the Ducks.....	16	Ryan Getzlaf, 2005-06 through 2020-21

## HONDA CENTER INDIVIDUAL HIGHS

### MOST GOALS

Game.....	4	Owen Nolan, SJ, Dec. 19, 1995
Period.....	3	Several times; last; N. Deslauriers, vs. OTT, Mar. 10, 2020 (first)

### MOST ASSISTS

Game.....	5	Four times, last: Ryan Getzlaf, ANA, Nov. 24, 2015 vs. CGY
Period.....	3	Several times, last: Josh Mahura, ANA, Oct. 29, 2019 (second) vs. WPG

### MOST POINTS

Game.....	5	Several times, last: Ryan Getzlaf, ANA, Nov. 24, 2015 vs. CGY
Period.....	4	Three times: Owen Nolan, SJ, Dec. 19, 1995 (second); R. Getzlaf Nov. 8, 2013 (first) vs. BUF; Brandon Montour, Dec. 12, 2018 (third) vs. DAL

### MOST POWER PLAY GOALS

Game.....	3	Two times: Owen Nolan, SJ, Dec. 19, 1995; Niklas Hagman, TOR, Oct. 26, 2009
Period.....	3	Owen Nolan, SJ, Dec. 19, 1995 (second)

### MOST SHORTHANDED GOALS

Game.....	1	Many times
Period.....	1	Many times

# RECORDS

## MOST SHOTS

Game.....	12	Three times, all by Paul Kariya: Nov. 6, 1996 vs. MTL; Nov. 8, 1998 vs. DET; Mar. 10, 1999 vs. VAN
Period.....	9	Paul Kariya, Nov. 8, 1998 vs. DET (first)

## MOST PENALTY MINUTES

Game.....	37	Todd Ewen, Feb. 25, 1996 vs. SJ
Period.....	29	Garrett Burnett, Apr. 4, 2004 vs. CGY

## HIGHEST PLUS/MINUS (+/-)

Game.....	+5	Several times, last: Brandon Montour, ANA, Dec. 12, 2018 vs. DAL
-----------	----	--

## HIGHEST SHOOTING PERCENTAGE

Game.....	100.0	Several times
-----------	-------	---------------

## MOST SAVES (goaltenders)

Game.....	53	John Gibson, Feb. 10, 2023 vs. PIT (53-of-59)
Period.....	28	John Gibson, Oct. 20, 2017 vs. MTL (28-for-30; second)
Overtime.....	11	Marc Denis, CBJ, Jan. 11, 2004 (11-of-11)

## MOST SHOTS FACED (goaltenders)

Game.....	59	John Gibson, Feb. 10, 2023 vs. PIT (53-of-59)
Period.....	30	John Gibson, Oct. 20, 2017 vs. MTL (28-for-30; second)
Overtime.....	11	Marc Denis, CBJ, Jan. 11, 2004 (11-of-11)

## MOST GOALS ALLOWED (goaltenders)

Game.....	8	Carey Price, Mar. 8, 2019 vs. MTL (8 goals on 29 shots)
Period.....	5	Four times, last: Jean-Sebastien Giguere, Nov. 15, 2006 vs. PHI, (first); Dwayne Roloson, MIN, Jan. 23, 2004 (third); Dominic Roussel, Dec. 22, 1999 vs. PHX (third); Mikhail Shtalenkov, Apr. 1, 1998 vs. PHX (second)

## DUCKS HIGHS & LOWS AT HONDA CENTER

### MOST GOALS

Game.....	9	ANA vs. VAN, Jan. 15, 2014
First Period.....	5	Three times: ANA vs. NJ, Nov. 5, 1993; ANA vs. CGY, Oct. 29, 1995; ANA vs. PHI, Nov. 15, 2006
Second Period.....	5	Two times: ANA vs. PHX, Apr. 1, 1998; ANA vs. NSH, Oct. 26, 2016
Third Period.....	5	Two times: ANA vs. PHX, Dec. 22, 1999; ANA vs. MIN, Jan. 23, 2004

### MOST SHOTS

Game.....	56	ANA vs. OTT, Oct. 13, 2013
First Period.....	24	ANA vs. OTT, Oct. 13, 2013
Second Period.....	25	ANA vs. SJ, Dec. 31, 2013
Third Period.....	25	ANA vs. CBJ, Nov. 19, 2010
Overtime.....	11	ANA vs. CBJ, Feb. 11, 2004

### MOST POWER PLAY GOALS

Game.....	6	Jan. 15, 2014 vs. VAN (6-for-11)
Period.....	3	Seven times, last: ANA vs. VAN, Jan. 15, 2014 (3-for-3; second)

### MOST POWER PLAY OPPORTUNITIES

Game.....	13	ANA vs. CGY, Apr. 17, 2006 (3-for-13)
Period.....	6	Five times, last: ANA vs. CBJ, Jan. 15, 2007 (1-for-6; second)

## MOST SHORTHANDED GOALS

Game.....	3	ANA vs. CGY, Dec. 20, 1996
Period.....	2	Three times: ANA vs. CGY, Dec. 20, 1996 (second); ANA vs. DET, Oct. 15, 2007 (third); ANA vs. NSH, Oct. 26, 2016 (second)

## MOST PENALTY MINUTES

Game.....	90	ANA vs. SJ, Oct. 26, 2014
Period.....	74	ANA vs. SJ, Oct. 26, 2014 (third)

## FEWEST SHOTS

Game.....	11	ANA vs. MIN, Jan. 23, 2004
First Period.....	1	ANA vs. NYI, Nov. 10, 2010
Second Period.....	1	ANA vs. PHX, Mar. 27, 2007
Third Period.....	1	Three times: ANA vs. BOS, Oct. 15, 1993; ANA vs. OTT, Mar. 10, 2002; ANA vs. COL, Jan. 24, 2021
Overtime.....	0	Several times

## FEWEST POWER PLAY OPPORTUNITIES

Game.....	0	11 times, last: vs. BOS, Nov. 15, 2017
-----------	---	--

## FEWEST PENALTY MINUTES

Game.....	0	Several times, last: ANA vs. CGY, Oct. 20, 2019
-----------	---	---

# TWO-TEAM SINGLE-GAME HIGHS & LOWS

## MOST GOALS

Game.....	14	DET (6) vs. ANA (8), Mar. 21, 2004
Period.....	7	Six times: SJ (4) vs. AN 56A (3), Dec. 19, 1995 (second); PHI (5) vs. ANA (2), Nov. 15, 2006 (first); VAN (4) vs. ANA (3), Oct. 31, 2008 (second); ANA (3) @ STL (4), Feb. 19, 2011 (first); CGY (3) vs. ANA (4), Mar. 30, 2016 (second); ANA (2) @ CGY (5), Feb. 17, 2020 (third)

## MOST SHOTS

Game.....	96	MTL (51) vs. ANA (45), Oct. 20, 2017
Period.....	40	MTL (30) vs. ANA (10), Oct. 20, 2017 (second)
Overtime.....	14	NSH (10) vs. ANA (4), Nov. 12, 2018

## MOST POWER PLAY GOALS

Game.....	7	VAN (1) vs. ANA (6), Jan. 15, 2014
Period.....	4	Four times: SJ (3) vs. ANA (1), Dec. 19, 1995 (second); ANA (1) @ MIN (3), Dec. 31, 2006 (second); MIN (4) vs. ANA (0), Dec. 14, 2007 (second); VAN (1) vs. ANA (3), Jan. 15, 2014 (second)

## MOST POWER PLAY OPPORTUNITIES

Game.....	21	CGY (8) vs. ANA (13), Apr. 17, 2006
Period.....	9	Four times: ANA (3) @ LA (6), Dec. 2, 1993 (first); ANA (4) @ NYR (5), Nov. 25, 2001 (second); NSH (3) vs. ANA (6), Nov. 1, 2005 (second); CGY (6) vs. ANA (3), Apr. 17, 2006 (second)

## MOST SHORTHANDED GOALS

Game.....	4	ANA (2) @ DAL (2), Feb. 1, 1995
Period.....	2	15 times, last: ANA (1) @ NSH (1), Jan. 16, 2020 (third)

## MOST PENALTY MINUTES

Game.....	309	ANA (107) @ CGY (202), Dec. 8, 2001
Period.....	291	ANA (101) @ CGY (190), Dec. 8, 2001, (third)

# RECORDS

## FEWEST GOALS

Game..... 1 Many times

## FEWEST SHOTS

Game.....29 ANA (15) @ SJ (14), Nov. 27, 1993  
Period.....6 Two times: ANA (5) @ DAL (1), Oct. 31, 2014 (second); ANA (3) vs. NYI (3) Nov. 25, 2020 (third)  
Overtime..... 1 Many times

## FEWEST POWER PLAY OPPORTUNITIES

Game..... 1 Eight times, last: ARI (0-0) vs. ANA (0-1), Nov. 16, 2021 vs. WSH

## FEWEST PENALTY MINUTES

Game.....2 Four times: STL (2) vs. ANA (0), May 1, 1995; DAL (2) vs. ANA (0), Apr. 3, 2013  
LA (2) vs. ANA (0), Mar. 30, 2018; STL (2) vs. ANA (0), Jan. 23, 2019

## REAL-TIME RECORDS

(officially kept since start of 1998-99 season)

## TIME ON ICE

Game.....38:54 Cam Fowler, Apr. 8, 2023 @ ARI  
Season Avg..... 27:30 Scott Niedermayer, 2006-07

## SHIFTS

Game.....40 Oleg Tverdovsky, Apr. 4, 2001 @ COL  
Season Avg..... 30.0 Hampus Lindholm, 2018-19

## TOTAL HITS

Game..... 14 Brett Festerling, Dec. 31, 2009 @ DAL  
Season..... 286 Vitaly Vishnevski, 2000-01  
Career..... 1,980 Ryan Getzlaf, 2005-06 through 2021-22

## BLOCKED SHOTS

Game.....11 Francois Beauchemin, Jan. 11, 2014 vs. PHX  
Season..... 194 Francois Beauchemin, 2011-12  
Career..... 1,112 Cam Fowler, 2010-11 through 2021-22

## FACEOFF WIN PERCENTAGE

Game (min. 10 faceoffs)..... 100.0 Two times: Ryan Kesler, Nov. 4, 2016 vs. ARZ (won 11-of-11 faceoffs);  
Sam Steel, Oct. 20, 2018 vs. VGK (won 10-of-10)  
Season (min. 300 faceoffs)..... 62.3 Antoine Vermette, 2016-17  
Career (min. 1500 faceoffs).....61.2 Antoine Vermette, 2016-18

## TOTAL FACEOFF WINS

Game.....26 Steve Rucchin, Mar. 26, 2000 vs. PHX (won 26-of-41 faceoffs)  
Season..... 1,066 Steve Rucchin, 1999-00  
Career..... 8,672 Ryan Getzlaf, 2005-06 through 2021-22

## TOTAL FACEOFFS TAKEN

Game.....42 Steve Rucchin, Oct. 28, 1998 vs. TBL (24 faceoff wins)  
Season..... 1,996 Steve Rucchin, 1999-00  
Career.....17,591 Ryan Getzlaf, 2005-06 through 2021-22



#27



SCOTT NIEDERMAYER

# PLAYOFFS

# ALL-TIME PLAYOFF RECORDS

## ALL-TIME PLAYOFF RECORDS BY OPPONENT

TEAM	SERIES	W	L	GP	W	L	GF	GA	LAST SERIES	RESULT
Arizona	1	1	0	7	4	3	17	17	1997 (R1)	4-3
Calgary	3	3	0	16	12	4	50	34	2017 (R1)	4-0
Chicago	1	0	1	7	3	4	22	24	2015 (WCF)	3-4
Colorado	1	1	0	4	4	0	16	4	2006 (WCF)	4-0
Dallas	3	2	1	18	10	8	47	52	2014 (R1)	4-2
Detroit	6	2	4	32	14	18	78	93	2013 (R1)	3-4
Edmonton	2	1	1	12	5	7	34	40	2017 (R2)	4-3
Los Angeles	1	0	1	7	3	4	15	19	2014 (R2)	3-4
Minnesota	2	2	0	9	8	1	21	10	2007 (R1)	4-1
Nashville	3	0	3	19	7	12	53	55	2017 (WCF)	2-4
New Jersey	1	0	1	7	3	4	12	19	2003 (SCF)	3-4
Ottawa	1	1	0	5	4	1	16	11	2007 (SCF)	4-1
San Jose	2	1	1	10	4	6	22	26	2018 (R1)	0-4
Vancouver	1	1	0	5	4	1	14	8	2007 (R2)	4-1
Winnipeg	1	1	0	4	4	0	16	9	2015 (R1)	4-0
<b>TOTAL</b>		<b>29</b>	<b>16</b>	<b>13</b>	<b>162</b>	<b>89</b>	<b>73</b>	<b>433</b>	<b>421</b>	

## ALL-TIME PLAYOFF RECORDS BY OPPONENT

	OVERALL	HOME	ROAD
<b>Round 1</b>	42-35	24-16	8-21
<b>Round 2</b>	26-18	13-11	13-7
<b>Conference Final</b>	14-15	7-8	7-7
<b>Stanley Cup Final</b>	7-5	6-0	1-5

## ALL-TIME RECORD BY GAME OF SERIES

	OVERALL	HOME	ROAD
Game 1	15-14	11-8	4-6
Game 2	17-12	10-9	7-3
Game 3	15-14	4-6	11-8
Game 4	19-10	7-3	12-7
Game 5	12-9	11-3	1-6
Game 6	8-8	6-0	2-8
Game 7	3-6	2-4	1-2

## ALL-TIME PLAYOFF GAME SEVENS (3-6)

DATE	ROUND	OPPONENT	SCORE
Apr. 29, 1997	First Round	vs. Phoenix	3-0
June 9, 2003	Stanley Cup Final	@ New Jersey	0-3
May 3, 2006	First Round	@ Calgary	3-0
May 14, 2009	Second Round	@ Detroit	3-4
May 12, 2013	First Round	vs. Detroit	2-3
May 16, 2014	Second Round	vs. Los Angeles	2-6
May 30, 2015	Conference Final	vs. Chicago	3-5
Apr. 27, 2016	First Round	vs. Nashville	1-2
May 10, 2017	Second Round	vs. Edmonton	2-1

## LONGEST PLAYOFF OVERTIME GAMES

DATE	OPPONENT	RESULT	TIME	SCORER	ANA GOALIE
Apr. 24, 2003	@ Dallas (R1)	4-3 W	80:48	Petr Sykora	Jean-Sebastien Giguere
May 19, 2015	Chicago (WCF)	2-3 L	56:12	Marcus Kruger	Frederik Andersen
Apr. 10, 2003	Detroit (R1)	2-1 W	43:18	Paul Kariya	Jean-Sebastien Giguere
May 4, 1997	Detroit (R2)	2-3 L	41:31	Vyacheslav Kozlov	Mikhail Shtalenkov
May 3, 2009	@ Detroit (R2)	4-3 W	41:15	Todd Marchant	Jonas Hiller
May 8, 1997	@ Detroit (R2)	3-2 L	37:03	Brendan Shanahan	Mikhail Shtalenkov
May 10, 2003	@ Minnesota (R3)	1-0 W	28:06	Petr Sykora	Jean-Sebastien Giguere
Apr. 27, 2007	Vancouver (R2)	2-1 L	27:49	Jeff Cowan	Jean-Sebastien Giguere
May 5, 2017	Edmonton (R2)	4-3 W	26:57	Corey Perry	John Gibson
May 23, 2015	Chicago (WCF)	5-4 L	25:37	Antoine Vermette	Frederik Andersen
May 3, 2007	Vancouver (R2)	2-1 W	24:30	Scott Niedermayer	Jean-Sebastien Giguere

# ALL-TIME PLAYOFF RECORDS



## ALL-TIME PLAYOFF OVERTIME HISTORY

RECORD: 23-16 HOME: 10-7 ROAD: 13-9

DATE	OPPONENT	ROUND	GAME	RESULT	TIME	SCORER
Apr. 27, 1997	Phoenix	1	6	3-2 W	7:29	Paul Kariya
May 2, 1997	@ Detroit	2	1	1-2 L	0:59	Martin Lapointe
May 4, 1997	@ Detroit	2	2	2-3 L	41:31	Vyacheslav Kozlov
May 8, 1997	Detroit	2	4	2-3 L*	37:03	Brendan Shanahan
Apr. 10, 2003	@ Detroit	1	1	2-1 W	43:18	Paul Kariya
Apr. 16, 2003	Detroit	1	4	3-2 W*	6:53	Steve Rucchin
Apr. 24, 2003	@ Dallas	2	1	4-3 W	80:48	Petr Sykora
Apr. 26, 2003	@ Dallas	2	2	3-2 W	1:44	Mike Leclerc
May 10, 2003	@ Minnesota	WCF	1	1-0 W	28:06	Petr Sykora
May 31, 2003	New Jersey	SCF	3	3-2 W	6:59	Ruslan Salei
June 2, 2003	New Jersey	SCF	4	1-0 W	0:39	Steve Thomas
Apr. 21, 2006	@ Calgary	1	1	1-2 L	9:45	Darren McCarty
Apr. 27, 2006	Calgary	1	4	3-2 W	1:36	Sean O'Donnell
May 9, 2006	@ Colorado	2	3	4-3 W	16:30	Jeffrey Lupul
Apr. 27, 2007	Vancouver	2	2	1-2 L	27:49	Jeff Cowan
May 1, 2007	@ Vancouver	2	4	3-2 W	2:07	Travis Moen
May 3, 2007	Vancouver	2	5	2-1 W*	24:30	Scott Niedermayer
May 13, 2007	@ Detroit	WCF	2	4-3 W	14:17	Scott Niedermayer
May 20, 2007	@ Detroit	WCF	5	2-1 W	11:57	Teemu Selanne
Apr. 25, 2009	@ San Jose	1	5	2-3 L	6:02	Patrick Marleau
Apr. 3, 2009	@ Detroit	2	2	4-3 W	41:15	Todd Marchant
Apr. 22, 2011	Nashville	1	5	3-4 L	1:57	Jerred Smithson
May 2, 2013	Detroit	1	2	4-5 L	1:21	Gustav Nyquist
May 6, 2013	@ Detroit	1	4	2-3 L	15:10	Damien Brunner
May 8, 2013	Detroit	1	5	3-2 W	1:54	Nick Bonino
May 10, 2013	@ Detroit	1	6	3-4 L	1:04	Henrik Zetterberg
Apr. 27, 2014	@ Dallas	1	6	5-4 W*	2:47	Nick Bonino
May 3, 2014	Los Angeles	2	1	2-3 L	12:07	Marian Gaborik
Apr. 20, 2015	@ Winnipeg	1	3	5-4 W	5:12	Rickard Rakell
May 5, 2015	@ Calgary	2	3	3-4 L	4:24	Mikael Backlund
May 10, 2015	Calgary	2	5	3-2 W*	2:26	Corey Perry
May 19, 2015	Chicago	WCF	2	2-3 L	56:12	Marcus Kruger
May 23, 2015	@ Chicago	WCF	4	4-5 L	25:37	Antoine Vermette
May 25, 2015	Chicago	WCF	5	5-4 W	0:45	Matt Beleskey
Apr. 17, 2017	@ Calgary	1	3	4-5 L	1:30	Corey Perry
May 3, 2017	@ Edmonton	2	4	4-3 W	0:45	Jakob Silfverberg
May 5, 2017	Edmonton	2	5	4-3 W	26:57	Corey Perry
May 12, 2017	Nashville	WCF	1	2-3 L	9:24	James Neal
May 18, 2017	@ Nashville	WCF	4	3-2 W	10:25	Corey Perry

\* Clinched series

# ALL-TIME PLAYOFF GAME-BY-GAME

## 2018 ANAHEIM DUCKS PLAYOFF GAME-BY-GAME

Date	Team	W/L/OT	Record	GF-GA	Scorers	W Goal	PP	PK	SF-SA	W - L Gldtr	Attend.
04/12/2018	San Jose	L	00-01	0-3		9	0-3	5-6	25-34	31-36	17,174+
04/14/2018	San Jose	L	00-02	2-3	33,47P	48	1-2	2-3	30-35	31-36	17,430+
04/16/2018	@ San Jose	L	00-03	1-8	67P	27	1-3	4-8	46-36	31-36	17,562
04/18/2018	@ San Jose	L	00-04	1-2	7	48	0-4	3-3	31-24	31-36	17,562

## 2017 ANAHEIM DUCKS PLAYOFF GAME-BY-GAME

Date	Team	W/L/OT	Record	GF-GA	Scorers	W Goal	PP	PK	SF-SA	W - L Gldtr	Attend.
04/13/2017	Calgary	W	01-00	3-2	15P,67,33P	33	2-7	4-5	41-32	36-1	17,174+
04/15/2017	Calgary	W	02-00	3-2	33,67,15P	15	1-4	2-3	29-37	36-1	17,271+
04/17/2017	@ Calgary	W*	03-00	5-4	37,53,44,53,10	10	0-0	2-5	27-32	1-1	19,289
04/19/2017	@ Calgary	W	04-00	3-1	18,44,15	44	0-2	2-3	25-37	36-31	19,289
04/26/2017	Edmonton	L	04-01	3-5	15P,18,33	6	1-3	3-5	36-32	33-36	17,174+
04/28/2017	Edmonton	L	04-02	1-2	33P	19	1-4	3-4	40-23	33-36	17,174+
04/30/2017	@ Edmonton	W	05-02	6-3	67,33,15,21,33,17	21	0-4	3-3	28-27	36-33	18,347
05/03/2017	@ Edmonton	W*	06-02	4-3	15,67,15,33	33	0-4	2-3	39-32	36-33	18,347
05/05/2017	Edmonton	W*	07-02	4-3	15,4,67,10	10	0-4	2-3	64-38	36-33	17,358+
05/07/2017	@ Edmonton	L	07-03	1-7	67	29	0-3	5-7	35-35	33-36	18,347
05/10/2017	Edmonton	W	08-03	2-1	7,37	37	0-1	1-1	30-24	36-33	17,407+
05/12/2017	Nashville	L*	08-04	2-3	33,47	18	0-4	5-5	29-46	35-36	17,174+
05/14/2017	Nashville	W	09-04	5-3	45P,33,86,37,50	37	1-2	3-3	27-33	36-35	17,174+
05/16/2017	@ Nashville	L	09-05	1-2	10P	59	1-2	3-4	20-40	35-36	17,338
05/18/2017	@ Nashville	W*	10-05	3-2	67,37,10	10	0-2	5-5	37-34	36-35	17,423
05/20/2017	Nashville	L	10-06	1-3	21	46	0-4	1-2	33-29	35-1	17,307+
05/22/2017	@ Nashville	L	10-07	3-6	86,21,4	10	0-4	3-3	41-18	35-1	17,352

## 2016 ANAHEIM DUCKS PLAYOFF GAME-BY-GAME

Date	Team	W/L/OT	Record	GF-GA	Scorers	W Goal	PP	PK	SF-SA	W - L Gldtr	Attend.
04/15/2016	Nashville	L	00-01	2-3	15P,17	9	1-4	3-3	29-33	35-36	17,236+
04/17/2016	Nashville	L	00-02	2-3	7,44	6	0-1	4-5	29-27	35-36	17,174+
04/19/2016	@ Nashville	W	01-02	3-0	88,67,29	88	0-2	5-5	21-27	31-35	17,204
04/21/2016	@ Nashville	W	02-02	4-1	15,44,88,7	44	0-5	6-6	25-31	31-35	17,232
04/23/2016	Nashville	W	03-02	5-2	57,16,45,49,17	45	1-7	3-3	32-29	31-35	17,360+
04/25/2016	@ Nashville	L	03-03	1-3	17P	18	1-2	1-1	27-26	35-31	17,113
04/27/2016	Nashville	L	03-04	1-2	17P	28	1-4	3-3	37-20	35-31	17,407+

## 2015 ANAHEIM DUCKS PLAYOFF GAME-BY-GAME

Date	Team	W/L/OT	Record	GF-GA	Scorers	W Goal	PP	PK	SF-SA	W - L Gldtr	Attend.
04/16/2015	Winnipeg	W	01-00	4-2	45,10P,10,15P	10	2-3	3-3	33-27	31-31	17,174+
04/18/2015	Winnipeg	W	02-00	2-1	19P,33	33	1-4	4-4	39-29	31-31	17,415+
04/20/2015	@ Winnipeg	W*	03-00	5-4	4,10,33,17,67	67	0-3	2-3	31-35	31-31	15,016
04/22/2015	@ Winnipeg	W	04-00	5-2	16,71,17,14,5	17	0-1	2-3	35-27	31-31	15,016
04/30/2015	Calgary	W	05-00	6-1	39,19,10,16,10P,15P	19	2-4	3-3	35-24	31-1	17,174+
05/03/2015	Calgary	W	06-00	3-0	39,47,44	39	0-4	3-3	34-30	31-31	17,299+
05/05/2015	@ Calgary	L*	06-01	3-4	19,10,39	11	0-2	5-6	21-21	31-31	19,289
05/08/2015	@ Calgary	W	07-01	4-2	33P,7,39P,19	39	2-4	2-2	29-27	31-31	19,289
05/10/2015	Calgary	W*	08-01	3-2	17P,39P,10	10	2-4	3-4	47-19	31-31	17,284+
05/17/2015	Chicago	W	09-01	4-1	47,21,44,33	21	0-1	3-3	27-33	31-50	17,291+
05/19/2015	Chicago	L*	09-02	2-3	7,10	16	0-5	3-5	62-56	50-31	17,234+
05/21/2015	@ Chicago	W	10-02	2-1	19P,24	24	1-1	5-5	27-28	31-50	22,160
05/23/2015	@ Chicago	L*	10-03	4-5	16,17,39,10	80	0-2	3-4	51-40	50-31	22,404
05/25/2015	Chicago	W*	11-03	5-4	4,17,45,19,39	39	0-2	2-2	28-28	31-50	17,286+
05/27/2015	@ Chicago	L	11-04	2-5	19P,3	88	1-3	3-3	32-23	50-31	22,089
05/30/2015	Chicago	L	11-05	3-5	17,10,39P	81	1-2	2-4	38-26	50-31	17,375+

## 2014 ANAHEIM DUCKS PLAYOFF GAME-BY-GAME

Date	Team	W/L/OT	Record	GF-GA	Scorers	W Goal	PP	PK	SF-SA	W - L Gldtr	Attend.
04/16/2014	Dallas	W	01-00	4-3	21,15,22P,39P	39	2-5	4-5	35-35	31-32	17,294+
04/18/2014	Dallas	W	02-00	3-2	15,10,75	7	0-3	5-6	19-36	31-32	17,426+
04/21/2014	@ Dallas	L	02-01	0-3		14	0-5	3-3	37-22	32-31	19,120
04/23/2014	@ Dallas	L	02-02	2-4	55,62	20	0-3	3-3	23-26	32-31	18,962
04/25/2014	Dallas	W	03-02	6-2	13P,67P,22P,33,15,10P	22	4-6	7-7	23-36	31-32	17,334
04/27/2014	@ Dallas	W*	04-02	5-4	77P,6,13,77,13	13	1-4	4-5	30-24	1-32	19,323
05/03/2014	Los Angeles	L*	04-03	2-3	39,8	12	0-4	3-4	35-36	32-1	17,393+
05/05/2014	Los Angeles	L	04-04	1-3	62P	27	1-4	3-3	37-17	32-1	17,281+
05/08/2014	@ Los Angeles	W	05-04	3-2	10P,8P,6	6	2-2	0-1	22-31	1-32	18,622
05/10/2014	@ Los Angeles	W	06-04	2-0	77,15P	77	1-3	4-4	14-28	36-32	18,489
05/12/2014	Los Angeles	W	07-04	4-3	13,77P,77,33	33	1-3	2-3	24-42	36-32	17,233+
05/14/2014	@ Los Angeles	L	07-05	1-2	21	22	0-5	4-4	22-23	32-36	18,519
05/16/2014	Los Angeles	L	07-06	2-6	21,10	10	0-3	3-5	27-30	32-36	17,395+

# ALL-TIME PLAYOFF GAME-BY-GAME



## 2013 ANAHEIM DUCKS PLAYOFF GAME-BY-GAME

Date	Team	W/L/OT	Record	GF-GA	Scorers	W Goal	PP	PK	SF-SA	W - L	Gltrd	Attend.
04/30/2013	Detroit	W	01-00	3-1	13p,8p,23	8	2-4	3-4	27-22	1-35		17,200+
05/02/2013	Detroit	L*	01-01	4-5	11p,15,51,9	14	1-5	3-6	32-32	35-1		17,182+
05/04/2013	@ Detroit	W	02-01	4-0	13p,15s,65,39p	13	2-6	6-6	29-23	1-35		20,066
05/06/2013	@ Detroit	L*	02-02	2-3	39,20	24	0-3	1-1	33-49	35-1		20,066
05/08/2013	Detroit	W*	03-02	3-2	15,15p,13	13	1-3	2-3	34-31	1-35		17,395+
05/10/2013	@ Detroit	L*	03-03	3-4	51,65,9	40	0-0	2-3	37-29	35-1		20,066
05/12/2013	Detroit	L	03-04	2-3	65,23	51	1-4	2-2	33-32	35-1		17,412+

## 2011 ANAHEIM DUCKS PLAYOFF GAME-BY-GAME

Date	Team	W/L/OT	Record	GF-GA	Scorers	W Goal	PP	PK	SF-SA	W - L	Gltrd	Attend.
04/13/2011	Nashville	L	00-01	1-4	8p	26	1-5	1-5	28-30	35-38		17,174+
04/15/2011	Nashville	W	01-01	5-3	10p,8p,9,15,9	15	2-5	2-6	28-34	29-35		17,174+
04/17/2011	@ Nashville	L	01-02	3-4	8p,8,39	12	1-2	1-5	16-37	35-29		17,113
04/20/2011	@ Nashville	W	02-02	6-3	4p,11,8p,10s,15,64	10	2-6	1-5	38-22	29-35		17,113
04/22/2011	Nashville	L*	02-03	3-4	33p,9,33	25	1-2	0-2	26-37	35-29		17,385+
04/24/2011	@ Nashville	L	02-04	2-4	8,33p	13	1-2	1-4	27-30	35-29		17,113

## 2009 ANAHEIM DUCKS PLAYOFF GAME-BY-GAME

Date	Team	W/L/OT	Record	GF-GA	Scorers	W Goal	PP	PK	SF-SA	W - L	Gltrd	Attend.
04/16/2009	@ San Jose	W	01-00	2-0	27p,15	27	1-4	0-6	17-35	1-20		17,496
04/19/2009	@ San Jose	W	02-00	3-2	9p,48,18	18	1-2	0-6	26-44	1-20		17,496
04/21/2009	San Jose	L	02-01	3-4	9p,34,25	12	1-4	2-3	30-35	20-1		16,277
04/23/2009	San Jose	W	03-01	4-0	9,9,10,18	9	0-4	0-2	26-31	1-20		16,830
04/25/2009	@ San Jose	L*	03-02	2-3	20,10	12	0-3	1-3	25-48	20-1		17,496
04/27/2009	San Jose	W	04-02	4-1	10p,8p,23,15	8	2-5	1-4	32-37	1-20		17,174+
05/01/2009	@ Detroit	L	04-03	2-3	10,8p	5	1-3	2-6	24-37	30-1		20,066
05/03/2009	@ Detroit	W*	05-03	4-3	15,25p,20p,22	22	2-4	1-3	46-62	1-30		20,066
05/05/2009	Detroit	W	06-03	2-1	8,27p	27	1-4	1-5	23-46	1-30		17,174+
05/07/2009	Detroit	L	06-04	3-6	10,10,27p	81	1-3	1-5	28-40	30-1		17,601+
05/10/2009	@ Detroit	L	06-05	1-4	19p	26	1-3	0-3	17-38	30-1		20,066
05/12/2009	Detroit	W	07-05	2-1	15p,10	10	1-5	1-4	28-39	1-30		17,174+
05/14/2009	@ Detroit	L	07-06	3-4	8,10p,9	11	1-5	1-5	27-40	20-1		20,066

## 2008 ANAHEIM DUCKS PLAYOFF GAME-BY-GAME

Date	Team	W/L/OT	Record	GF-GA	Scorers	W Goal	PP	PK	SF-SA	W - L	Gltrd	Attend.
04/10/2008	Dallas	L	00-01	0-4	-	29	0-3	4-7	23-37	35-35		17,191+
04/12/2008	Dallas	L	00-02	2-5	8p,32	9	1-6	2-6	22-30	35-35		17,181+
04/15/2008	@ Dallas	W	01-02	4-2	22,15,25p,25p	25	2-4	2-7	15-33	35-35		18,532
04/17/2008	@ Dallas	L	01-03	1-3	11	14	0-5	0-6	28-20	28-20		18,532
04/18/2008	Dallas	W	02-03	5-2	10,15p,8p,21,22	8	2-3	0-7	32-42	35-35		17,199+
04/20/2008	@ Dallas	L	02-04	1-4	10	14	0-3	2-5	18-26	35-35		18,532

## 2007 ANAHEIM DUCKS PLAYOFF GAME-BY-GAME

Date	Team	W/L/OT	Record	GF-GA	Scorers	W Goal	PP	PK	SF-SA	W - L	Gltrd	Attend.
04/11/2007	Minnesota	W	01-00	2-1	8,17	17	0-3	0-4	34-25	30-32		17,180+
04/13/2007	Minnesota	W	02-00	3-2	23p,23p,15s	15	2-4	0-6	25-32	30-32		17,324+
04/15/2007	@ Minnesota	W	03-00	2-1	19p,44	44	1-4	1-5	19-20	30-32		19,224
04/17/2007	@ Minnesota	L	03-01	1-4	25p	10	1-4	1-7	29-40	32-30		19,174
04/19/2007	Minnesota	W	04-01	4-1	25,15p,10,32	15	1-4	0-5	39-27	35-32		17,318+
04/25/2007	Vancouver	W	05-01	5-1	19p,8,19,15,19p	8	2-9	0-7	37-27	35-1		17,250+
04/27/2007	Vancouver	L*	05-02	1-2	32	20	0-7	0-5	44-49	1-35		17,392+
04/29/2007	@ Vancouver	W	06-02	3-2	17,23p,10p	10	2-5	1-8	24-26	35-1		18,630
05/01/2007	@ Vancouver	W*	07-02	3-2	25,8,32	32	0-8	0-3	30-26	35-1		18,630
05/03/2007	Vancouver	W*	08-02	2-1	26,27	27	0-7	0-6	63-27	35-1		17,407+
05/11/2007	@ Detroit	L	08-03	1-2	14	96	0-7	2-4	32-19	39-35		19,939
05/13/2007	@ Detroit	W*	09-03	4-3	44,19,32,27	27	0-5	2-7	33-27	35-39		19,620
05/15/2007	Detroit	L	09-04	0-5	-	93	0-4	1-9	29-28	39-35		17,358+
05/17/2007	Detroit	W	10-04	5-3	10,5p,8,15p,44	15	2-5	2-6	23-39	35-39		17,375+
05/20/2007	@ Detroit	W*	11-04	2-1	27p,8	8	1-5	0-7	26-37	35-39		20,003
05/22/2007	Detroit	W	12-04	4-3	44s,10,15p,26	26	1-4	2-7	29-29	35-39		17,380+
05/28/2007	Ottawa	W	13-04	3-2	19,15,32	32	0-4	2-7	32-20	35-1		17,274+
05/30/2007	Ottawa	W	14-04	1-0	26	26	0-4	0-4	31-16	35-1		17,258+
06/02/2007	@ Ottawa	L	14-05	3-5	19p,10,15	37	1-3	1-7	22-29	1-35		20,500
06/04/2007	@ Ottawa	W	15-05	3-2	19,19,17	17	0-3	1-4	21-23	35-1		20,500
06/06/2007	Ottawa	W	16-05	6-2	19p,44,32,23p,32,10	32	2-6	0-3	18-13	35-1		17,372+

\* = Overtime, + = Sellout

# ALL-TIME PLAYOFF GAME-BY-GAME

## 2006 MIGHTY DUCKS OF ANAHEIM PLAYOFF GAME-BY-GAME

Date	Team	W/L/OT	Record	GF-GA	Scorers	W Goal	PP	PK	SF-SA	W - L Gldr	Attend.
04/21/2006	@ Calgary	L*	00-01	1-2	12	25	0-5	0-5	34-40	34-30	19289
04/23/2006	@ Calgary	W	01-01	4-3	38,27s,15,26	26	0-6	2-12	20-25	35-34	19289
04/25/2006	Calgary	L	01-02	2-5	23p,23p	19	2-9	3-7	29-24	34-35	17174+
04/27/2006	Calgary	W*	02-02	3-2	51,13p,21	21	1-7	0-6	30-27	35-34	17174+
04/29/2006	@ Calgary	L	02-03	2-3	19p,44p	12	2-6	1-4	28-27	34-35	19289
05/01/2006	Calgary	W	03-03	2-1	13,27p	27	1-9	0-5	30-22	30-34	16594
05/03/2006	@ Calgary	W	04-03	3-0	13,24,12	13	0-2	0-4	32-22	30-34	19289
05/05/2006	Colorado	W	05-03	5-0	26,38,13,15p,32	26	1-5	0-5	34-29	30-60	17174+
05/07/2006	Colorado	W	06-03	3-0	51p,24,15	51	1-6	0-6	35-22	30-60	17294+
05/09/2006	@ Colorado	W*	07-03	4-3	15,15,15,15	15	0-5	0-8	39-29	30-60	18007
05/11/2006	@ Colorado	W	08-03	4-1	22,13,76,22	13	0-3	0-5	34-41	30-60	18007
05/19/2006	Edmonton	L	08-04	1-3	19p	83	1-8	1-5	32-26	35-30	17174+
05/21/2006	Edmonton	L	08-05	1-3	12	34	0-5	2-3	34-25	35-30	17264+
05/23/2006	@ Edmonton	L	08-06	4-5	21,13,38,22	34	0-7	2-8	38-22	35-30	16839
05/25/2006	@ Edmonton	W	09-06	6-3	76,76,51p,24,15,15	24	1-8	1-7	46-23	35-35	16839
05/27/2006	Edmonton	L	09-07	1-2	23p	14	1-11	0-6	33-25	35-35	17174+

## 2003 MIGHTY DUCKS OF ANAHEIM PLAYOFF GAME-BY-GAME

Date	Team	W/L/OT	Record	GF-GA	Scorers	W Goal	PP	PK	SF-SA	W - L Gldr	Attend.
04/10/2003	@ Detroit	W*	01-00	2-1	779	9	0-4	1-4	44-64	35-31	20058
04/12/2003	@ Detroit	W	02-00	3-2	23,10,32	32	0-3	0-2	23-36	35-31	20058
04/14/2003	Detroit	W	03-00	2-1	26,23	23	0-3	1-4	26-37	35-31	17174+
04/16/2003	Detroit	W*	04-00	3-2	9,10,20	20	0-4	0-4	27-34	35-31	17174+
04/24/2003	@ Dallas	W*	05-00	4-3	10,44s,20,39	39	0-3	0-3	54-63	35-35	18532
04/26/2003	@ Dallas	W*	06-00	3-2	77p,44,12	12	1-6	1-2	27-31	35-35	18532
04/28/2003	Dallas	L	06-01	1-2	20p	26	1-4	1-4	32-32	35-35	17174+
04/30/2003	Dallas	W	07-01	1-0	12p	12	1-5	0-5	22-28	35-35	17174+
05/03/2003	@ Dallas	L	07-02	1-4	9	14	0-6	0-2	15-25	35-35	18532
05/05/2003	Dallas	W	08-02	4-3	32p,23,24,8	8	1-3	1-3	26-29	35-35	17174+
05/10/2003	@ Minnesota	W*	09-02	1-0	39	39	0-1	0-5	26-39	35-35	19350
05/12/2003	@ Minnesota	W	10-02	2-0	34s,44s	34	0-3	0-3	22-24	35-30	19344
05/14/2003	Minnesota	W	11-02	4-0	20,9,23,9	20	0-4	0-4	32-35	35-30	17174+
05/16/2003	Minnesota	W	12-02	2-1	77p,77p	77	2-3	1-4	28-25	35-30	17174+
05/27/2003	@ New Jersey	L	12-03	0-3	-	12	0-2	0-1	16-30	30-35	19040
05/29/2003	@ New Jersey	L	12-04	0-3	-	26	0-3	1-4	16-25	30-35	19040
05/31/2003	New Jersey	W*	13-04	3-2	11,8,24	24	0-2	0-4	33-31	35-30	17174+
06/02/2003	New Jersey	W*	14-04	1-0	32	32	0-1	0-3	26-26	35-30	17174+
06/05/2003	@ New Jersey	L	14-05	3-6	39,20,26	20	0-1	0-4	23-37	30-35	19040
06/07/2003	New Jersey	W	15-05	5-2	20,20,32p,9,39	32	2-8	1-3	24-28	35-30	17174+
06/09/2003	@ New Jersey	L	15-06	0-3	-	16	0-1	0-2	24-25	30-35	19040

## 1999 MIGHTY DUCKS OF ANAHEIM PLAYOFF GAME-BY-GAME

Date	Team	W/L/OT	Record	GF-GA	Scorers	W Goal	PP	PK	SF-SA	W - L Gldr	Attend.
04/21/1999	@ Detroit	L	00-01	3-5	16p,9,8	17	1-5	1-6	29-37	30-35	19983
04/23/1999	@ Detroit	L	00-02	1-5	8p	14	1-5	3-9	31-36	30-31	19983
04/25/1999	Detroit	L	00-03	2-4	16p,23p	19	2-6	2-6	24-24	30-31	17174+
04/27/1999	Detroit	L	00-04	0-3	-	96	0-4	1-2	31-38	30-31	17174+

## 1997 MIGHTY DUCKS OF ANAHEIM PLAYOFF GAME-BY-GAME

Date	Team	W/L/OT	Record	GF-GA	Scorers	W Goal	PP	PK	SF-SA	W - L Gldr	Attend.
04/16/1997	Phoenix	W	01-00	4-2	8p,9,8,9	8	1-3	1-5	29-31	31-35	17174+
04/18/1997	Phoenix	W	02-00	4-2	15p,36p,36,8	36	2-7	1-3	35-38	31-35	17174+
04/20/1997	@ Phoenix	L	02-01	1-4	9p	34	1-7	0-6	31-26	35-31	16210
04/22/1997	@ Phoenix	L	02-02	0-2	-	21	0-4	0-3	32-25	35-31	16210
04/24/1997	Phoenix	L	02-03	2-5	8,8p	27	1-2	0-2	32-24	35-31	17174+
04/27/1997	@ Phoenix	W*	03-03	3-2	9p,23,9	9	1-4	1-5	39-21	35-31	16210
04/29/1997	Phoenix	W	04-03	3-0	33,20,14	33	0-2	0-1	26-31	35-31	17174+
05/02/1997	@ Detroit	L*	04-04	1-2	9p	20	1-3	0-5	20-30	29-31	19983
05/04/1997	@ Detroit	L*	04-05	2-3	17,8	13	0-2	1-5	22-34	29-35	19983
05/05/1997	Detroit	L	04-06	3-5	9p,8p,13	91	2-3	2-5	23-49	29-35	17174+
05/08/1997	Detroit	L*	04-07	2-3	14,23p	14	1-3	0-4	37-73	29-35	17174+

\* = Overtime, + = Sellout

# 2018 DUCKS PLAYOFF STATS



POS	NO.	Player	GP	TOI	G	A	P +/-	PIM	PP	SH	GW	S	S%
R	33	JAKOB SILFVERBERG	4	16:48	1	1	2 +1	2	0	0	0	11	9.1
D	47	HAMPUS LINDHOLM	4	24:11	1	1	2 -3	2	1	0	0	6	16.7
C	15	RYAN GETZLAF	4	21:25	0	2	2 -4	18	2	0	0	7	0.0
C	17	RYAN KESLER	4	18:24	0	2	2 0	6	1	0	0	6	0.0
L	7	ANDREW COGLIANO	4	15:00	1	0	1 +1	2	0	0	0	11	9.1
C	67	RICKARD RAKELL	4	19:04	1	0	1 -4	0	1	0	0	11	9.1
D	26	BRANDON MONTOUR	4	25:52	0	1	1 -2	6	1	0	0	14	0.0
D	3	KEVIN BIEKSA	1	13:11	0	0	0 -1	0	0	0	0	1	0.0
L	20	JASON CHIMERA	2	6:53	0	0	0 -2	0	0	0	0	0	0.0
D	23	FRANCOIS BEAUCHEMIN	4	21:11	0	0	0 -3	2	0	0	0	5	0.0
D	42	JOSH MANSON	4	21:02	0	0	0 -1	0	0	0	0	6	0.0
R	25	ONDREJ KASE	4	14:01	0	0	0 -2	0	0	0	0	9	0.0
D	63	*MARCUS PETTERSSON	4	12:36	0	0	0 -4	2	0	0	0	4	0.0
D	73	*ANDY WELINSKI	3	11:51	0	0	0 -2	0	0	0	0	2	0.0
R	71	J.T. BROWN	4	7:15	0	0	0 -2	0	0	0	0	4	0.0
L	37	NICK RITCHIE	4	11:48	0	0	0 -2	8	0	0	0	3	0.0
R	10	COREY PERRY	4	18:14	0	0	0 -5	8	0	0	0	12	0.0
C	14	ADAM HENRIQUE	4	17:49	0	0	0 -2	0	0	0	0	9	0.0
C	50	ANTOINE VERMETTE	2	6:11	0	0	0 -1	0	0	0	0	2	0.0
C	38	DEREK GRANT	4	9:01	0	0	0 -2	0	0	0	0	9	0.0

NO.	PLAYER	GPI	MIN	AVG	W	L	OT	SO	GA	SA	SV%	G	A	PIM
36	JOHN GIBSON	4	216	3.60	0	4	0	0	13	117	.889	0	0	0
31	RYAN MILLER	1	20	9.00	0	0	0	0	3	12	.750	0	0	0
<b>ANA GOALTENDING TOTALS</b>		<b>236</b>	<b>4.06</b>	<b>0</b>	<b>4</b>	<b>0</b>	<b>0</b>	<b>0</b>	<b>16</b>	<b>129</b>	<b>.876</b>	<b>0</b>	<b>0</b>	<b>0</b>

\*=ROOKIE

The Ducks finished the regular season as one of the NHL's top teams, winning their last five regular season games and their last seven home games. Anaheim also went 10-1-1 with a .875 points percentage in their final 12 games of the season along with a 17-5-2 record over the last 24 games and went 25-10-4 after the bye week, which dated to Jan. 13. The Ducks finished the season third among NHL clubs allowing only 209 goals. The Ducks clinched their sixth consecutive trip to the Stanley Cup Playoffs and became the only NHL team to post 100+ points in each of the last five seasons. Anaheim opened the 2018 Stanley Cup Playoffs against the San Jose Sharks in the First Round, dropping the series in four games. In Game 2, **Jakob Silfverberg** scored 40 seconds into the first period, which marked the second-fastest opening goal by an Anaheim player in playoff history. **Francois Beauchemin** skated in his 100th career playoff game for Anaheim in Game 3 to become the only Anaheim defenseman to skate in 100 postseason contests with the Ducks. **Ryan Kesler** appeared in his 100th career postseason contest in Game 3. **Marcus Pettersson**, **Andy Welinski** and **Derek Grant** each made their playoff debuts in 2018.

# 2018 DUCKS PLAYOFF NOTES

## WESTERN CONFERENCE FIRST ROUND

### GAME 1 (APRIL 12, 2018) - ANAHEIM 0 VS. SAN JOSE 3

The Ducks began the 2018 Stanley Cup Playoffs with a 3-0 loss to the San Jose Sharks in Game 1 of the First Round at Honda Center...after a scoreless first period, the Sharks scored three times in the second to clinch the opening win of the series...making his first appearance since missing the final three games of the regular season due to an upper-body injury, **John Gibson** turned aside 31-of-34 shots in his 23rd career postseason game...**Hampus Lindholm** logged a team-high 24:13 TOI, while **Andrew Cogliano** (3) and **J.T. Brown** (3) co-led the Ducks in shots on goal...three Ducks made their Stanley Cup Playoff debut in the game: **Derek Grant**, **Marcus Pettersson** and **Andy Welinski**.

PP: 0-3 PK: 1-6 SF: 25 SA: 34

TOI: Lindholm (24:13)

Three Stars: 1. Pavelski 2. Burns 3. Kane

### GAME 2 (APRIL 14, 2018) - ANAHEIM 2 VS. SAN JOSE 3

Anaheim dropped Game 2 of its First Round series to San Jose, 3-2, at Honda Center...**Hampus Lindholm** recorded a playoff career-tying 1-1=2 points (fourth time), including his first career playoff PPG...with his goal, Lindholm surpassed Sean O'Donnell (3) for seventh on the franchise's all-time goals list for defensemen, while his assist moved him into a tie for fifth with Sami Vatanen (17) on the club's all-time assist list...**Jakob Silfverberg** opened the scoring 40 seconds into the game, which marked the second-fastest opening goal by an Anaheim player in playoff history...the goal marked Silfverberg's 40th career playoff point with Anaheim, moving him past Francois Beauchemin (39) for fourth on the all-time franchise scoring list...**Andrew Cogliano** also appeared in his 62nd career playoff game with Anaheim to match Cam Fowler (62) for seventh on the all-time franchise postseason games played list...**Brandon Montour** led all Anaheim skaters with a playoff career-high 26:46 TOI.

PP: 1-2 PK: 1-3 SF: 30 SA: 35

TOI: Montour (26:46)

Three Stars: 1. Couture 2. Lindholm 3. Hertl

### GAME 3 (APRIL 16, 2018) - ANAHEIM 1 @ SAN JOSE 8

**Rickard Rakell** scored Anaheim's lone goal on the power play in Anaheim's 8-1 setback to the San Jose Sharks at SAP Center...Rakell's first goal of the playoffs was assisted by **Brandon Montour** and **Ryan Getzlaf**, their first and second assists of the 2018 Stanley Cup Playoffs, respectively...several individual milestones were reached in Game 3: **Francois Beauchemin** became the first Anaheim defenseman to 100 career playoff games, **Ryan Kesler** appeared in his 100th career playoff game, **Andrew Cogliano** (63) surpassed Cam Fowler (62) for seventh on the all-time franchise games played list, and **Jakob Silfverberg** matched Scott Niedermayer (56) for ninth on the all-time franchise games played list.

PP: 1-3 PK: 4-8 SF: 46 SA: 36

TOI: Lindholm (25:20)

Three Stars: 1. Jones 2. Donskoi 3. Sorensen

### GAME 4 (APRIL 18, 2018) - ANAHEIM 1 @ SAN JOSE 2

The Ducks were eliminated from the 2018 Stanley Cup Playoffs following a 2-1 loss to the San Jose Sharks at SAP Center...**Andrew Cogliano**, who tied Samuel Pahlsson (64) for sixth on the all-time franchise games played list, scored Anaheim's goal in the third period for his first of the playoffs...**Ryan Kesler** drew an assist as did **Jakob Silfverberg**, who surpassed Scott Niedermayer (56) for ninth on the all-time franchise games played list...matching Jonas Hiller (26) for third on the all-time franchise games played list for goaltenders, **John Gibson** made 22 saves in his fourth appearance of the playoffs...**Francois Beauchemin** appeared in his final NHL game, recording two shots, two blocked shots and two hits in 21:22 TOI.

PP: 0-4 PK: 0-3 SF: 31 SA: 24

TOI: Montour (28:32)

Three Stars: 1. Jones 2. Hertl 3. Sorensen



# 2017 DUCKS PLAYOFF STATS



POS	NO.	Player	GP	TOI	G	A	P	+/-	PIM	PP	SH	GW	S	S%
C	15	RYAN GETZLAF	17	24:10	8	11	19	+7	8	3	0	1	53	15.1
R	33	JAKOB SILFVERBERG	17	19:53	9	5	14	-4	6	2	0	2	61	14.8
C	67	RICKARD RAKELL	15	19:03	7	6	13	+13	0	0	0	0	48	14.6
R	10	COREY PERRY	17	17:52	4	7	11	+4	34	1	0	3	43	9.3
D	4	CAM FOWLER	13	26:30	2	7	9	-6	2	0	0	0	26	7.7
D	53	*SHEA THEODORE	14	17:25	2	6	8	+1	4	0	0	0	24	8.3
C	17	RYAN KESLER	17	21:21	1	7	8	-6	32	0	0	0	45	2.2
D	71	*BRANDON MONTOUR	17	19:11	0	7	7	+12	4	0	0	0	37	0.0
C	44	NATE THOMPSON	17	11:28	2	4	6	+6	6	0	0	1	12	16.7
D	45	SAMI VATANEN	12	22:07	1	5	6	-5	4	1	0	0	22	4.5
L	37	NICK RITCHIE	15	13:26	4	0	4	-1	46	0	0	2	27	14.8
R	18	PATRICK EAVES	7	16:53	2	2	4	0	6	0	0	0	19	10.5
D	47	HAMPUS LINDHOLM	17	22:00	1	3	4	+8	10	0	0	0	24	4.2
D	2	KEVIN BIEKSA	8	16:56	0	4	4	+5	23	0	0	0	10	0.0
C	21	CHRIS WAGNER	17	10:59	3	0	3	+1	6	0	0	1	18	16.7
L	7	ANDREW COGLIANO	17	13:49	1	2	3	-3	9	0	0	0	32	3.1
C	50	ANTOINE VERMETTE	17	13:59	1	2	3	-3	2	0	0	0	30	3.3
D	42	JOSH MANSON	17	20:32	0	3	3	-2	20	0	0	0	27	0.0
R	86	*ONDREJ KASE	9	10:32	2	0	2	+2	4	0	0	0	12	16.7
L	58	*NICOLAS KERDILES	4	9:22	0	1	1	+1	2	0	0	0	1	0.0
C	48	LOGAN SHAW	9	9:31	0	0	0	0	+4	0	0	0	7	0.0
D	5	KORBINIAN HOLZER	5	11:51	0	0	0	0	18	0	0	0	0	0.0
R	40	JARED BOLL	8	4:30	0	0	0	-1	5	0	0	0	3	0.0

NO.	PLAYER	GPI	MIN	AVG	W	L	OT	SO	GA	SA	SV%	G	A	PIM
36	JOHN GIBSON	16	878	2.59	9	5	0	0	38	466	.918	0	0	0
1	JONATHAN BERNIER	4	182	3.29	1	2	0	0	10	79	.873	0	0	0
<b>ANA GOALTENDING TOTALS</b>		<b>1060</b>	<b>2.71</b>	<b>10</b>	<b>7</b>	<b>0</b>	<b>0</b>	<b>0</b>	<b>48</b>	<b>545</b>	<b>.911</b>	<b>0</b>	<b>0</b>	<b>0</b>

\*=ROOKIE

The Anaheim Ducks ended the regular season riding a 14-game point streak (11-0-3) en route to clinching the Pacific Division for the fifth consecutive season. Anaheim became the seventh team in NHL history to win five consecutive division titles and the first to do so in the Pacific Division. The Ducks faced the Calgary Flames in the First Round of the Stanley Cup Playoffs and completed the fifth series sweep in franchise history. The Ducks went on to face the Edmonton Oilers in the Second Round, overcoming a 2-0 series deficit with three consecutive wins and a Game 7 win at Honda Center. The Second Round series win included a historic Game 5 comeback at Honda Center, where the Ducks completed the latest postseason rally in NHL history. That night Anaheim scored three goals in the final four minutes of regulation before **Corey Perry** ended the game in overtime. The game also featured the club's latest playoff game-tying goal when **Rickard Rakell** scored with 15 seconds remaining in the third period. The Ducks advanced to the Western Conference Final for the second time in the last three years, where they would face the Nashville Predators for a second consecutive postseason (2016 First Round). Anaheim would eventually fall in a decisive Game 6 at Bridgestone Arena. The Ducks wrapped up the 2017 playoffs with four multi-goal comeback victories, becoming the second team in the last 30 years to do so and falling one shy of the NHL record (5) set by the Philadelphia Flyers in 1987. **Ryan Getzlaf** ranked fifth among playoff leaders in scoring (8-11=19) and assists, and tied for fifth in goals (career high). **Jakob Silfverberg** ranked tied for third among postseason leaders in goals and tied for 10th in scoring (9-5=14). **John Gibson** started 16 games for the Ducks, going 9-5 with a .918 SV% and 2.59 GAA. Among NHL rookies, **Brandon Montour** ranked second in assists (7) while leading all rookies and ranking tied for second among NHL defensemen in plus/minus (+12).

# 2017 DUCKS PLAYOFF NOTES

## WESTERN CONFERENCE FIRST ROUND

### GAME 1 (APRIL 13, 2017) - ANAHEIM 3 VS. CALGARY 2

The Ducks opened the 2017 Stanley Cup Playoffs by claiming a Game 1 victory with a 3-2 decision over the Calgary Flames at Honda Center...**Ryan Getzlaf** recorded his 31st multi-point playoff game (1-1=2) to become the first player in franchise history and 12th active player to reach 100 points in the postseason...**Getzlaf** scored the opening tally on the power play 52 seconds into the game before earning the primary assist on **Rickard Rakell's** game-tying goal in the second period... **Jakob Silfverberg** added a pair of power-play points for his ninth career multi-point playoff game (1-1=2)...**Silfverberg's** goal marked his third career postseason GWG and first since a 2-1 victory in Game 2 of the First Round on Apr. 18, 2015 vs. Winnipeg...**Silfverberg's** two points moved him into a tie with **Rob Niedermayer** (27) for eighth on the all-time franchise playoff scoring list and also a tie with **Cam Fowler** (20) for seventh on the all-time club playoff assists list...**Shea Theodore** earned his first career playoff points (0-2=2) with a pair of assists on the power play, while **John Gibson** stopped 30-of-32 shots for his third career postseason victory...**Corey Perry** appeared in his 98th career playoff game, surpassing **Francois Beauchemin** (97) for sole possession of second on the all-time franchise games played list...in addition, **Andrew Cogliano** surpassed **Sean O'Donnell** (43) for sole possession of 10th on the all-time franchise games played list...**Ondrej Kase** and **Brandon Montour** each made their NHL playoff debut.

PP: 2-7 PK: 1-5 SF: 41 SA: 32

TOI: Getzlaf (23:57)

Three Stars: 1. Getzlaf 2. Silfverberg 3. Vatanen

### GAME 2 (APRIL 15, 2017) - ANAHEIM 3 VS. CALGARY 2

**Ryan Getzlaf** scored his sixth career postseason GWG with 4:46 remaining in the third period as Anaheim defeated Calgary, 3-2, to take a 2-0 series lead... **Getzlaf** recorded his second consecutive multi-point game (1-1=2) in the victory and won 86% of his faceoffs, representing a postseason career high... **Jakob Silfverberg** gave the Ducks an early lead 3:21 into the first period, marking his second goal in as many games and third point of the playoffs...with the goal, **Silfverberg** surpassed **Rob Niedermayer** (27) for eighth on the all-time franchise postseason scoring list...**Rickard Rakell** added his second goal of the postseason 3:23 after the **Silfverberg** tally, marking his first career postseason goal streak...**Shea Theodore** collected his team-leading third assist on the **Silfverberg** goal, while fellow rookie **Brandon Montour** registered his first career playoff point with the primary assist...**Patrick Eaves** and **Kevin Bieksa** each earned assists for the second consecutive game, and **John Gibson** stopped 35-of-37 shots for his fourth career postseason victory.

PP: 1-4 PK: 1-3 SF: 29 SA: 37

TOI: Lindholm (26:33)

Three Stars: 1. Getzlaf 2. Rakell 3. Montour

### GAME 3 (APRIL 17, 2017) - ANAHEIM 5 @ CALGARY 4 (OT)

The Ducks took a 3-0 lead in their First Round series against the Flames with a 5-4 overtime win at the Scotiabank Saddledome...Anaheim's rally from a three-goal deficit was the largest playoff comeback in club history...the last NHL team to rally from three down to win a playoff game was Calgary on Apr. 25, 2015 vs. Vancouver in the First Round (7-4 win) ...the last road team to accomplish the feat was Chicago in the opening round on Apr. 15, 2015 at Nashville (4-3 win)...**Shea Theodore** (2-0=2) tied the club record for goals in a playoff game by a defenseman, the first since **Chris Pronger** in Game 3 of the CQF on Apr. 15, 2008 at Dallas...the only other rookie Anaheim defenseman to score twice in a playoff game was **Francois Beauchemin** in

2006 (Game 3 vs. Calgary, CQF)...**Corey Perry**, who scored the game-winner at 1:30 of overtime, became the first player in club history to post a +5 rating (or higher) in a playoff game...**Perry** notched his second career overtime goal in the postseason (also Game 5 of 2015 SR vs. CGY) and joined **Nick Bonino**, **Paul Kariya**, **Scott Niedermayer** and **Petr Sykora** as the only players in franchise history to score two playoff overtime goals...**Perry** appeared in his 100th career playoff game, joining **Ryan Getzlaf** as the only two Anaheim players to reach the milestone... **Nate Thompson** and **Nick Ritchie** also scored for Anaheim, while **Jonathan Bernier** stopped all 16 shots in relief of **John Gibson** en route to his first career Stanley Cup Playoff win.

PP: 0-0 PK: 3-5 SF: 27 SA: 32

TOI: Lindholm (24:07)

Three Stars: 1. Perry 2. Bieksa 3. Bennett

### GAME 4 (APRIL 19, 2017) - ANAHEIM 3 @ CALGARY 1

Anaheim completed the fifth sweep in club history with a series-clinching 3-1 win against Calgary at the Scotiabank Saddledome...**Nate Thompson** scored the game-winning goal at 6:46 of the second period, his second goal in as many games and second career playoff GWG...**Patrick Eaves** and **Ryan Getzlaf** also scored for Anaheim, which became the first team to advance to the Second Round of the 2017 Stanley Cup Playoffs...**Corey Perry** and **Rickard Rakell** drew single assists in the win, while **John Gibson** turned aside 36-of-37 shots for the victory.

PP: 0-2 PK: 1-3 SF: 25 SA: 37

TOI: Getzlaf (24:38)

Three Stars: 1. Gibson 2. Monahan 3. Thompson

## WESTERN CONFERENCE SECOND ROUND

### GAME 1 (APRIL 26, 2017) - ANAHEIM 3 VS. EDMONTON 5

The Ducks suffered their first loss of the postseason with a 5-3 setback to the Edmonton Oilers in Game 1 of the Second Round at Honda Center...the loss was Anaheim's first in regulation since Mar. 10 at St. Louis, snapping a 15-0-3 streak that began on Mar. 12 through the First Round of the playoffs...**Ryan Getzlaf** (1-1=2) opened the scoring with his 33rd career playoff goal to tie **Corey Perry** for second in franchise history 37 seconds into the second period...**Patrick Eaves** and **Jakob Silfverberg** also scored 1:25 apart in the third period to tie the game at 3-3, each earning their fourth point of the postseason...with his goal, **Silfverberg** tied **Paul Kariya** (29) for seventh on the all-time franchise scoring list...in addition, linemate **Ryan Kesler** matched his playoff career high with two assists as part of his first multi-point game of the playoffs...with his first point of the postseason (assist), **Andrew Cogliano** tied **Samuel Pahlsson** (16) for 10th on the all-time franchise assists list...after missing the First Round due to injury, **Cam Fowler** earned his first point of the postseason (assist) to surpass **Silfverberg** (20) for seventh on the franchise all-time postseason assist list...**Fowler**, who led all skaters with 26:33 TOI, was appearing in his 50th career playoff game.

PP: 1-3 PK: 2-5 SF: 36 SA: 32

TOI: Fowler (26:33)

Three Stars: 1. Larsson 2. Getzlaf 3. Letestu

### GAME 2 (APRIL 28, 2017) - ANAHEIM 1 VS. EDMONTON 2

Edmonton jumped out to a two-goal lead almost halfway through the second period en route to a 2-1 victory over Anaheim at Honda Center...with the win, the Oilers took a 2-0 lead in the best-of-seven Second Round series...**Jakob Silfverberg** pulled the Ducks within one following a PPG at the 15:34 mark of the middle frame, marking his fourth goal of the playoffs and his second in as many games...with the goal, **Silfverberg** passed **Paul Kariya** (29) for seventh on the all-time franchise scoring list,

# 2017 DUCKS PLAYOFF NOTES



while also tying Francois Beauchemin (10) and Bobby Ryan (10) for eighth on the all-time franchise goals list...**Cam Fowler** and **Ryan Kesler** each earned an assist on the Silfverberg PPG, giving Fowler assists in consecutive games (0-2=2) and Kesler three assists in two contests.

**PP:** 1-4 **PK:** 1-4 **SF:** 40 **SA:** 23  
**TOI:** (27:57)

**Three Stars:** 1. Talbot 2. Getzlaf 3. Fowler

## GAME 3 (APRIL 30, 2017) - ANAHEIM 6 @ EDMONTON 3

The Ducks defeated the Oilers, 6-3, at Rogers Place for their first win of their Second Round series...Anaheim's six goals tied a club postseason record that was accomplished on five previous occasions, twice previously on the road (last: Apr. 30, 2015 vs. CGY)...the Ducks' three goals in the first period also tied the club playoff record for most goals in the first period...**Rickard Rakell's** goal 25 seconds into the game marked Anaheim's fastest goal in playoff history...**Jakob Silfverberg** recorded his first career multi-goal playoff game (2-1=3) and matched a single-game career high for points...**Hampus Lindholm's** +5 rating tied the club postseason record, while **Brandon Montour's** +4 rating was a franchise best for rookies...**Ryan Getzlaf** collected two points along with his 34th career goal, one shy of Teemu Selanne's franchise lead...**Cam Fowler** tied Todd Marchant (52) for eighth on the all-time franchise games played list, **Andrew Cogliano** surpassed Samuel Pahlsson (16) for 10th on the all-time franchise assists list, **Ryan Kesler** tied Andy McDonald (12) for sixth on the all-time franchise goals list and **Jakob Silfverberg** passed Chris Pronger (30) for sixth on the all-time franchise scoring list...with the 6-3 final, Anaheim became the fifth team in Stanley Cup Playoffs history to surrender a lead of three goals-or-more and win by a margin of three-or-more...it also marked the second time in club history the Ducks surrendered a three-goal lead and won a playoff game (also Game 5 of 2015 WCF vs. CHI: 5-4 OT win).

**PP:** 0-4 **PK:** 0-3 **SF:** 28 **SA:** 27  
**TOI:** Fowler (23:00)

**Three Stars:** 1. Silfverberg 2. Getzlaf 3. Lindholm

## GAME 4 (MAY 3, 2017) - ANAHEIM 4 @ EDMONTON 3 (OT)

**Ryan Getzlaf** recorded his first career multi-goal playoff game (2-2=4) and surpassed Teemu Selanne (35) for the all-time franchise lead in goals (36) in Anaheim's 4-3 overtime win at Rogers Place...Getzlaf matched his postseason career high in points, helping lead the Ducks to victory with an assist on **Jakob Silfverberg's** first career playoff OT goal 45 seconds into the extra period...Getzlaf and Silfverberg each scored their seventh goal of the playoffs, becoming the first players in club history to score seven goals through the first eight playoff games in any season...Getzlaf (7-6=13) also became the first player since Claude Giroux in 2011 (7-8=15) to score seven goals while also recording 12 or more points through the first eight playoff games in any season...Silfverberg, who scored the fourth GWG of his playoff career, tied the mark for second-fastest OT goal in Ducks playoff history, six seconds shy of the club record of 39 seconds set by Steve Thomas in Game 4 of the 2003 Final vs. New Jersey...with his goal, Silfverberg tied Scott Niedermayer (34) for fifth on the all-time team scoring list, and Matt Beleskey (13) for fifth on the all-time club goals list.

**PP:** 0-4 **PK:** 1-3 **SF:** 39 **SA:** 32  
**TOI:** Getzlaf (25:56)

**Three Stars:** 1. Getzlaf 2. Silfverberg 3. Caggiula

## GAME 5 (MAY 5, 2017) - ANAHEIM 4 VS. EDMONTON 3 (2OT)

The Ducks rallied from a three-goal deficit late

in the third period and scored at 6:57 of double overtime to defeat the Oilers, 4-3, at Honda Center...Anaheim became the first team in Stanley Cup Playoffs history to force OT when trailing by three goals with less than four minutes left in regulation (3:16 left in regulation when Anaheim made it 3-1)...Game 5 was Anaheim's 11th multiple overtime game in franchise history and its longest since a triple-OT Game 2 in the WCF on May 19, 2015 vs. Chicago...the Ducks set a franchise playoff record for most shots in a game with 64, breaking the previous record of 63 established in Game 5 of the CSF on May 3, 2007 vs. Vancouver...**Corey Perry** scored his third career OT goal in the postseason to take sole possession of first place in franchise history, completing a three-point night (1-2=3)...**Rickard Rakell** scored the game-tying goal with 15 seconds remaining in regulation, the latest equalizer in franchise playoff history...**Ryan Getzlaf** sparked the comeback at 16:44 of the third period with his career-high eighth playoff goal, followed by **Cam Fowler's** goal at 17:19.

**PP:** 0-4 **PK:** 1-3 **SF:** 64 **SA:** 38  
**TOI:** Kesler (35:07)

**Three Stars:** 1. Perry 2. Getzlaf 3. Rakell

## GAME 6 (MAY 7, 2017) - ANAHEIM 1 @ EDMONTON 7

Edmonton jumped out to a five-goal lead in the first period en route to a 7-1 win over the Ducks in Game 6 at Rogers Place...with the victory, the Oilers tied the series at three games apiece as the home team won for the second consecutive game following four consecutive wins by the road team...**Rickard Rakell** scored Anaheim's lone goal at 8:56 of the second period, extending his postseason goal streak to a career-high four consecutive games (4-1=5) and one shy of the franchise record...**Corey Perry** and **Cam Fowler** drew assists on the Rakell goal, giving the pair points in three consecutive games (1-4=5) and two straight (1-2=3), respectively...with his assist, Fowler tied Paul Kariya (29) for eighth on the all-time franchise scoring list, while also surpassing Chris Pronger (23) and **Jakob Silfverberg** (23) for sixth on the all-time franchise assist list and third among defencemen...in addition, **Andrew Cogliano** appeared in his 53rd career playoff game to pass Todd Marchant (52) for ninth on the all-time franchise games played list.

**PP:** 0-3 **PK:** 2-7 **SF:** 35 **SA:** 35  
**TOI:** Getzlaf (22:18)

**Three Stars:** 1. Draisaitl 2. Letestu 3. Talbot

## GAME 7 (MAY 10, 2017) - ANAHEIM 2 VS. EDMONTON 1

The Ducks defeated the Oilers, 2-1, in Game 7 at Honda Center to win their Second Round series and advance to the 2017 Western Conference Final...the series victory represented the first time in franchise history that Anaheim erased a 2-0 series deficit and advanced to the next round...prior to Anaheim's series win, NHL teams had an all-time series record of 48-309 when losing the first two games of a series (13.4 win percentage)...**Nick Ritchie** scored his second goal of the playoffs, his first career GWG, at 3:21 of the third period to give Anaheim the one-goal lead...**Sami Vatanen** earned his first point of the playoffs with an assist on the goal, while **Corey Perry** notched his seventh assist and extended his point streak to four games (1-5=6)...**Andrew Cogliano** tied the game at 1-1 with his first goal of the postseason at 8:55 of the second period...**Ryan Kesler** and **Brandon Montour** each drew assists on the Cogliano tally...**John Gibson** earned his first career Game 7 victory, turning aside 23-of-24 shots...in addition, **Cam Fowler** appeared in his 56th career playoff game to match Scott Niedermayer for seventh on the franchise all-time games played list and second among defencemen.

# 2017 DUCKS PLAYOFF NOTES

PP: 0-1 PK: 0-1 SF: 30 SA: 24  
TOI: Lindholm (24:24)  
Three Stars: 1. Ritchie 2. Cogliano 3. Talbot

## WESTERN CONFERENCE FINAL

### GAME 1 (MAY 12, 2017) - ANAHEIM 2 VS. NASHVILLE 3 (OT)

The Ducks were defeated by the Nashville Predators, 3-2, in overtime in the opening game of the 2017 Western Conference Final at Honda Center... Nashville's James Neal scored the OT winner at 9:24 of the fourth period, snapping Anaheim's three-game win streak in contests going beyond regulation... **Jakob Silfverberg** opened the scoring in the Conference Final at 5:15 of the first period, marking his eighth goal of the playoffs (unassisted)... with the goal, Silfverberg tied Paul Kariya (14) for fourth on the franchise all-time goals list... following a pair of Nashville goals, **Hampus Lindholm** tied the game, 2-2, at the 7:21 mark of the third period with his first goal of the postseason... **Nate Thompson** earned the lone assist on the goal, his third of the playoffs... **John Gibson** made a postseason career-high 43 saves (previous best: 39 saves on May 12, 2014 vs. LA) on 46 shots... **Cam Fowler** appeared in his 57th career playoff game to surpass Scott Niedermayer (56) for seventh on the all-time franchise games played list and second among defencemen.

PP: 0-4 PK: 0-5 SF: 29 SA: 46  
TOI: Fowler (31:22)  
Three Stars: 1. Neal 2. Gibson 3. Rinne

### GAME 2 (MAY 14, 2017) - ANAHEIM 5 VS. NASHVILLE 3

The Ducks overcame a two-goal first-period deficit to defeat the Predators, 5-3, at Honda Center and tie the series at a game apiece... the win marked the fourth time that Anaheim claimed victory after overcoming a multi-goal deficit in the 2017 Stanley Cup Playoffs... Anaheim's first four goal scorers were 26 or under, including **Jakob Silfverberg** (26), **Sami Vatanen** (25), **Nick Ritchie** (21) and **Ondrej Kase** (21)... Ritchie collected his second GWG at 17:07 of the second period, marking his second game-winner in a three-game stretch... **Ryan Getzlaf** tied his playoff career high in assists (0-3=3) with his first multi-assist contest of the postseason... Kase helped the Ducks to their second tie of the game (3-3) with his first career playoff goal at 10:41 of the second period... Silfverberg originally tied the game at 2-2 with his team-leading ninth goal of the playoffs 39 seconds into the second period... with the goal, Silfverberg (17-25=42) surpassed Paul Kariya (14) for fourth on the all-time franchise goals list while also passing Nicklas Lidstrom (41) for the third-most points by a Swedish-born NHL player before reaching the age of 27... Vatanen scored his first goal of the postseason on the power play with 60 seconds remaining in the first period, tying Ruslan Salei (5) for fourth on the all-time franchise goals list for defencemen... **Cam Fowler** also collected his first multi-assist game of the playoffs (0-2=2) to pass Chris Pronger (30) for seventh on the all-time franchise scoring list and third among defencemen.

PP: 1-2 PK: 0-3 SF: 27 SA: 33  
TOI: Fowler (25:37)  
Three Stars: 1. Kase 2. Vatanen 3. Arvidsson

### GAME 3 (MAY 16, 2017) - ANAHEIM 1 @ NASHVILLE 2

Roman Josi scored a power-play goal with under three minutes remaining in regulation to propel the Predators to a 2-1 win over the Anaheim Ducks at Bridgestone Arena... **Corey Perry** opened the scoring with his own power-play tally at the 15:35 mark of the second period... Perry's goal was the 35th of his playoff career, tying Teemu Selanne (35) for second on the all-time franchise goals list... **Rickard Rakell** and **Sami Vatanen** drew assists on the

Anaheim goal, giving them both points in consecutive games... **John Gibson** saved away 38-of-40 shots, marking his second-most saves and shots faced of the playoffs.

PP: 1-2 PK: 1-4 SF: 20 SA: 40  
TOI: Fowler (25:37)  
Three Stars: 1. Josi 2. Forsberg 3. Rinne

### GAME 4 (MAY 18, 2017) - ANAHEIM 3 @ NASHVILLE 2 (OT)

**Corey Perry** scored his third overtime winner of the playoffs for a 3-2 victory at Bridgestone Arena as the Ducks evened the Western Conference Final at 2-2... Perry matched the NHL record for most overtime goals in a playoff year (Mel Hill in 1939 and Maurice Richard in 1951), passed Teemu Selanne (35) for second on the all-time franchise playoff goals list and matched Selanne (8) for the all-time franchise lead in playoff GWG... The Ducks improved to 4-1 in overtime games in the playoffs, including a 1-1 mark at home and 3-0 record on the road... Anaheim jumped out to a two-goal lead halfway through the game courtesy of goals from **Rickard Rakell** and **Nick Ritchie**... **Cam Fowler**, **Nate Thompson** and **Sami Vatanen** were credited with single assists as Fowler surpassed Scott Niedermayer (26) for fifth on the all-time franchise assist list and second among defencemen... The Ducks opened the game by setting a franchise record for fewest shots allowed in a period by outshooting the Predators 14-2... **John Gibson** turned aside 32-of-34 shots en route to his ninth win of the playoffs... Anaheim also snapped Nashville's 10-game playoff home win streak that began following a 4-1 loss to the Ducks in Game 4 of the 2016 First Round.

PP: 0-2 PK: 0-5 SF: 36 SA: 34  
TOI: Fowler (28:10)  
Three Stars: 1. Thompson 2. Subban 3. Rakell

### GAME 5 (MAY 20, 2017) - ANAHEIM 1 VS. NASHVILLE 3

Nashville scored the go-ahead goal with just under nine minutes remaining in regulation en route to a 3-1 victory in Game 5 and a 3-2 series lead... the loss for Anaheim snapped its seven-game win streak in Game 5s dating to a 3-2 overtime victory in the 2013 Western Conference Quarterfinal on May 8, 2013 vs. Detroit... **Chris Wagner** opened the scoring with his second goal of the playoffs at the 12:46 mark of the second period... **Brandon Montour** and **Jakob Silfverberg** each earned assists on the goal as Silfverberg surpassed Chris Pronger (23) for sole possession of seventh on the all-time franchise playoff assists list.

PP: 0-4 PK: 1-2 SF: 33 SA: 29  
TOI: Getzlaf (24:29)  
Three Stars: 1. Rinne 2. Aberg 3. Wagner

### GAME 6 (MAY 22, 2017) - ANAHEIM 3 VS. NASHVILLE 6

The Predators advanced to the Stanley Cup Final with a 6-3 victory over the Ducks in Game 6 of the Western Conference Final at Bridgestone Arena... the Ducks outshot the Predators, 41-18, tying the fourth-largest shot advantage in franchise playoff history (+23)... Anaheim overcame a pair of two-goal deficits in the game, including two goals in the span of 3:52 during the third period to tie the game at three... **Sami Vatanen** led the Ducks with two assists and **Chris Wagner** scored for the second consecutive game... **Jonathan Bernier** made his first career postseason start, stopping 14-of-18 shots in the season-ending defeat.

PP: 0-4 PK: 3-3 SF: 41 SA: 18  
TOI: Fowler (26:05)  
Three Stars: 1. Sissons 2. Watson 3. Aberg

# 2016 DUCKS PLAYOFF STATS



POS	NO.	Player	GP	TOI	G	A	P +/-	PIM	PP	SH	GW	S	S%
C	15	RYAN GETZLAF	7	22:05	2	3	5 +4	4	1	0	0	22	9.1
R	33	JAKOB SILFVERBERG	7	16:55	0	5	5 +1	6	0	0	0	15	0.0
C	17	RYAN KESLER	7	20:07	4	0	4 +2	0	2	0	0	15	26.7
L	7	ANDREW COGLIANO	7	14:23	2	2	4 -1	0	0	0	0	6	33.3
D	45	SAMI VATANEN	7	23:03	1	3	4 +4	6	0	0	1	12	8.3
R	10	COREY PERRY	7	17:49	0	4	4 -7	6	0	0	0	21	0.0
L	57	DAVID PERRON	7	15:47	1	2	3 +3	8	0	0	0	16	6.3
D	4	CAM FOWLER	7	25:22	1	2	3 -2	4	1	0	0	11	9.1
R	29	CHRIS STEWART	7	9:33	1	2	3 +2	0	0	0	0	7	14.3
D	47	HAMPUS LINDHOLM	7	23:34	0	3	3 +6	0	0	0	0	14	0.0
C	44	NATE THOMPSON	7	13:07	2	0	2 0	2	0	0	1	10	20.0
L	88	JAMIE MCGINN	7	10:06	2	0	2 -2	2	0	0	1	5	40.0
C	67	RICKARD RAKELL	7	15:02	1	1	2 -4	0	0	0	0	13	7.7
C	16	RYAN GARBUTT	7	9:48	1	0	1 +3	6	0	0	0	7	14.3
D	2	KEVIN BIEKSA	6	19:42	0	1	1 +1	2	0	0	0	11	0.0
C	22	SHAWN HORCOFF	5	7:48	0	1	1 0	2	0	0	0	3	0.0
D	24	SIMON DESPRES	7	17:25	0	0	0 -5	6	0	0	0	4	0.0
D	53	*SHEA THEODORE	6	14:17	0	0	0 -1	0	0	0	0	6	0.0
C	62	*CHRIS WAGNER	2	7:39	0	0	0 0	0	0	0	0	1	0.0
D	3	CLAYTON STONER	1	7:32	0	0	0 -1	0	0	0	0	0	0.0
D	42	JOSH MANSON	1	4:44	0	0	0 0	0	0	0	0	1	0.0

NO.	PLAYER	GPI	MIN	AVG	W	L	OT	SO	GA	SA	SV%	G	A	PIM
31	FREDERIK ANDERSEN	5	297	1.41	3	2	0	1	7	132	.947	0	0	0
36	JOHN GIBSON	2	117	3.08	0	2	0	0	6	60	.900	0	0	0
<b>ANA GOALTENDING TOTALS</b>		<b>7</b>	<b>420</b>	<b>2.00</b>	<b>3</b>	<b>4</b>	<b>0</b>	<b>1</b>	<b>14</b>	<b>193</b>	<b>.927</b>	<b>0</b>	<b>0</b>	<b>0</b>

\*=ROOKIE

The Anaheim Ducks entered the 2016 Stanley Cup Playoffs as Pacific Division Champions for the fourth straight year and faced Nashville in the First Round for the second time in franchise history. After dropping Games 1 and 2 on home ice, the Ducks rallied to win three consecutive games to take a 3-2 series lead. It marked the third Stanley Cup Playoff series since 2007 in which the road team won the first four games, with the Ducks being part of two of those series. Nashville responded with a win in Game 6 before taking the decisive Game 7 at Honda Center, 2-1, to advance to the Second Round. **Ryan Getzlaf** (2-3=5) and **Jakob Silfverberg** (0-5=5) co-led the Ducks in scoring, while **Ryan Kesler** paced Anaheim in goals (4). Kesler's 80.0 faceoff win percentage (24-of-30) in Game 5 marked the best playoff performance since Rod Brind'Amour won 28-of-34 (82.4%) in Game 1 of the 2006 SCF on June 5 vs. EDM (min. 30 attempts). **Hampus Lindholm** posted a career-high +6 rating and added 0-3=3 points from the blueline. **Frederik Andersen** (3-2) started Games 3-7 for the Ducks, allowing just seven goals (1.41 GAA) with a .947 SV% and one shutout (Game 3). Andersen also posted a career-high 91:26 postseason shutout sequence between Games 3 and 4.

# 2016 DUCKS PLAYOFF NOTES

## WESTERN CONFERENCE FIRST ROUND

### GAME 1 (APRIL 15, 2016) - ANAHEIM 2 VS. NASHVILLE 3

Game 1 of the 2016 First Round series between the Ducks and Predators opened with a 3-2 Nashville win at Honda Center...the loss snapped Anaheim's three-game win streak in series openers...six different players reached the scoresheet for Anaheim, including goal scorers **Ryan Getzlaf** at 17:39 of the first period and **Ryan Kesler** at 48 seconds of the second...Getzlaf appeared in his 98th career playoff game, surpassing Francois Beauchemin for the all-time franchise lead in postseason appearances.

PP: 1-4 PK: 0-3 SF: 29 SA: 33  
TOI: Fowler (28:31)  
Three Stars: 1. Neal 2. Lindholm 3. Ellis

### GAME 2 (APRIL 17, 2016) - ANAHEIM 2 VS. NASHVILLE 3

The Ducks fell to the Predators, 3-2, for the second straight contest in Game 2 at Honda Center...**Andrew Cogliano** co-led all skaters in scoring with his second career multi-point playoff game (1-1=2)...Cogliano opened the scoring with his first of the playoffs, an unassisted tally at 14:20 of the first period...Nashville responded with three consecutive goals beginning late in the first period through the end of the second to secure the win...**Nate Thompson** brought Anaheim back to within one with his fourth career postseason goal at 17:16 of the third, assisted by Cogliano and **Jakob Silfverberg**...on the blueline, **Cam Fowler** surpassed Sean O'Donnell for sole possession of third on the all-time franchise games played list for defensemen and ninth overall (44 games).

PP: 0-1 PK: 1-5 SF: 29 SA: 27  
TOI: Vatanen (23:22)  
Three Stars: 1. Rinne 2. Thompson 3. Josi

### GAME 3 (APRIL 19, 2016) - ANAHEIM 3 @ NASHVILLE 0

With a 3-0 victory in Game 3 at Bridgestone Arena, the Ducks earned their first postseason shutout on the road since Game 4 of the 2014 Second Round on May 10 at Los Angeles...**Frederik Andersen** picked up his second career playoff shutout, stopping all 27 shots faced to improve his career postseason record to 15-7...**Chris Stewart** led all skaters in scoring with his third career multi-point playoff game (1-1=2) and a career-high +2 rating...**Jamie McGinn** scored his first career playoff GWG at 10:05 of the first period in his 32nd career postseason appearance...**Rickard Rakell** added his first goal of the postseason at 11:33 of the second period...**Ryan Getzlaf** became the first Duck in franchise history to appear in 100 career playoff games.

PP: 0-2 PK: 0-5 SF: 21 SA: 27  
TOI: Fowler (23:06)  
Three Stars: 1. Andersen 2. Stewart 3. Forsberg

### GAME 4 (APRIL 21, 2016) - ANAHEIM 4 @ NASHVILLE 1

Anaheim evened its First Round series at 2-2 with a 4-1 victory over the Predators at Bridgestone Arena...the result marked only the third Stanley Cup playoff series since 2007 in which the road team won the first four games with the Ducks being part of two of those series...the others were between the Canadiens and Bruins in the 2011 CQF, and the Ducks and Kings in the 2014 Second Round...**Frederik Andersen** made 30 saves en route to his second consecutive win and 16th of his playoff career...Andersen's lone goal allowed at 11:26 of the second period snapped a postseason career-high 91:26

shutout streak...Anaheim's goal scorers included **Ryan Getzlaf**, **Nate Thompson** (first career playoff GWG), **Jamie McGinn** and **Andrew Cogliano**...with the victory, the Ducks improved their all-time record in the fourth game of a series to 16-9.

PP: 0-5 PK: 0-6 SF: 25 SA: 31  
TOI: Fowler (25:54)  
Three Stars: 1. Andersen 2. Thompson 3. Fisher

### GAME 5 (APRIL 23, 2016) - ANAHEIM 5 VS. NASHVILLE 2

The Ducks won their sixth consecutive Game 5, 5-2, to take a 3-2 series lead in their First Round matchup with the Predators at Honda Center...Anaheim, which won its third straight game overall, improved to 5-0 in postseason day games over the last 10 years and 6-0-1 since the start of the 2015-16 regular season...going 3-for-3 on the penalty kill, the Ducks pushed their PK% to 95.5%...**Frederik Andersen** stopped 27-of-29 shots en route to his third consecutive victory (3-0)...five different players scored for Anaheim, including **David Perron**, **Ryan Garbutt**, **Sami Vatanen**, **Cam Fowler** and **Ryan Kesler**...Perron (1-1=2), Vatanen (1-1=2), **Ryan Getzlaf** (0-2=2) and **Jakob Silfverberg** (0-2=2) all finished with multi-point games...Kesler's 80.0 FOW% (24-of-30) was the best playoff performance since Rod Brind'Amour won 28-of-34 (82.4%) in Game 1 of the 2006 SCF on June 5 vs. Edmonton (min. 30 attempts).

PP: 1-7 PK: 0-3 SF: 32 SA: 29  
TOI: Fowler (23:50)  
Three Stars: 1. Garbutt 2. Perron 3. Andersen

### GAME 6 (APRIL 25, 2016) - ANAHEIM 1 @ NASHVILLE 3

**Ryan Kesler** collected his third goal of the playoffs for Anaheim's lone score in a 3-1 loss to the Predators at Bridgestone Arena...the result marked the Ducks' first road setback of the series and evened the seven-game set at 3-3...**Corey Perry** and **Cam Fowler** earned their fourth and second assists of the postseason, respectively, on the Kesler tally...**Frederik Andersen**, who surpassed Jonas Hiller (26) for sole possession of second on the all-time franchise games played list for goaltenders, turned aside 23-of-25 shots in his first loss of the 2016 Stanley Cup Playoffs...the Ducks outshot the Predators, 27-26, and were led by **Kevin Biaksa**, who recorded a game-high five shots.

PP: 1-2 PK: 0-1 SF: 27 SA: 26  
TOI: Fowler (26:34)  
Three Stars: 1. Neal 2. Rinne 3. Ekholm

### GAME 7 (APRIL 27, 2016) - ANAHEIM 1 VS. NASHVILLE 2

The Predators advanced to the Second Round of the Stanley Cup Playoffs with a 2-1 victory over the Ducks at Honda Center...**Ryan Kesler** extended his goal scoring streak to a career-tying three straight games at 1:45 of the third period, marking the Ducks' lone tally and his fourth of the postseason...Anaheim outshot Nashville, 28-10, over the final two periods and 37-20 overall...**Frederik Andersen** stopped 18-of-20 shots in the season-ending defeat.

PP: 1-4 PK: 0-3 SF: 37 SA: 20  
TOI: Lindholm (27:15)  
Three Stars: 1. Rinne 2. Kesler 3. Getzlaf

# 2015 DUCKS PLAYOFF STATS



POS	NO.	Player	GP	TOI	G	A	P	+/-	PIM	PP	SH	GW	S	S%
C	15	RYAN GETZLAF	16	22:25	2	18	20	+6	6	2	0	0	48	4.2
R	10	COREY PERRY	16	19:54	10	8	18	+6	14	2	0	2	64	15.6
R	33	JAKOB SILFVERBERG	16	19:01	4	14	18	+6	16	1	0	1	41	9.8
C	17	RYAN KESLER	16	20:28	7	6	13	+2	24	1	0	1	33	21.2
L	19	PATRICK MAROON	16	17:55	7	4	11	+4	6	3	0	1	42	16.7
D	45	SAMI VATANEN	16	21:13	3	8	11	+5	8	0	0	0	35	8.6
D	4	CAM FOWLER	16	23:07	2	8	10	+5	2	0	0	0	28	7.1
D	47	HAMPUS LINDHOLM	16	23:15	2	8	10	+2	10	0	0	0	21	9.5
L	39	MATT BELESKEY	16	15:59	8	1	9	-4	2	3	0	3	45	17.8
C	7	ANDREW COGLIANO	16	16:15	3	6	9	+9	4	0	0	0	47	6.4
D	23	FRANCOIS BEAUCHEMIN	16	25:24	0	9	9	+4	2	0	0	0	25	0.0
D	24	SIMON DESPRES	16	20:46	1	6	7	+4	6	0	0	1	17	5.9
C	44	NATE THOMPSON	12	15:28	2	4	6	+5	6	0	0	0	13	15.4
R	21	KYLE PALMIERI	16	13:11	1	3	4	+1	4	0	0	1	35	2.9
L	16	EMERSON ETEM	12	11:42	3	0	3	+1	0	0	0	0	23	13.0
D	3	CLAYTON STONER	16	18:13	1	0	1	+4	10	0	0	0	17	5.9
C	67	*RICKARD RAKELL	16	11:32	1	0	1	-2	2	0	0	1	20	5.0
L	14	TOMAS FLEISCHMANN	6	10:38	0	1	1	0	0	0	0	0	6	0.0
R	18	TIM JACKMAN	9	6:32	0	0	0	-1	12	0	0	0	3	0.0
L	46	*JIRI SEKAC	7	11:23	0	0	0	0	2	0	0	0	6	0.0
R	62	*CHRIS WAGNER	2	5:32	0	0	0	0	0	0	0	0	0	0.0

NO.	PLAYER	GPI	MIN	AVG	W	L	OT	SO	GA	SA	SV%	G	A	PIM
31	FREDERIK ANDERSEN	16	1050	2.34	11	5	3	1	41	472	.913	0	0	0
<b>ANA GOALTENDING TOTALS</b>		<b>16</b>	<b>1050</b>	<b>2.34</b>	<b>11</b>	<b>5</b>	<b>3</b>	<b>1</b>	<b>41</b>	<b>472</b>	<b>.913</b>	<b>0</b>	<b>0</b>	<b>0</b>

\*=ROOKIE

The Anaheim Ducks went 11-5 in the 2015 Stanley Cup Playoffs, falling one win shy of an appearance in the Stanley Cup Final. The Ducks opened the postseason with a First Round sweep of the Winnipeg Jets, the club's fourth sweep in team history and first since the 2006 CSF vs. Colorado. Anaheim became the first team to win four straight postseason games via comeback (trailing at any point in game) since 2012 when New Jersey did so vs. Philadelphia in the CSF. The Ducks were also the first team in NHL history to win three consecutive playoff games when trailing at any point in the third period of all three games during Games 1-3. Anaheim faced the Calgary Flames in the Second Round, earning a 4-1 series victory. The Ducks tied a club playoff record for goals in a 6-1 win in Game 1 and matched a franchise record with their sixth straight postseason win in Game 2. Anaheim reached the Western Conference Final for the first time since 2007, facing the Chicago Blackhawks. The Conference Final was tied on three different occasions and featured three games to go to overtime, including a triple-OT contest in Game 2. Reaching Game 7, the Blackhawks eventually prevailed with a 5-3 win. **Ryan Getzlaf** co-led the Stanley Cup Playoffs in assists (18) and ranked sixth in scoring (2-18=20), while **Jakob Silfverberg** ranked third (14) in assists and tied for seventh in points (4-14=18). **Corey Perry** finished the postseason tied for third among league leaders in goals (10) and tied for seventh in points (10-8=18). Among NHL goaltenders, **Frederik Andersen** ranked tied for third in playoff wins (11).

# 2015 DUCKS PLAYOFF NOTES

## WESTERN CONFERENCE FIRST ROUND

### GAME 1 (APRIL 16, 2015) - ANAHEIM 4 VS. WINNIPEG 2

The Anaheim Ducks began their 2015 Stanley Cup Playoff First Round series vs. the Winnipeg Jets with a 4-2 win at Honda Center...**Corey Perry** tied a franchise record with four points (2-2=4) in a playoff game, matching **Joffrey Lupul** (4-0=4, Game 3 of the CSF, May 9, 2006 @ COL) and **Andy McDonald** (3-1=4, Game 1 of the CSF, Apr. 25, 2007 vs. VAN)... Perry became only the fourth player in the last 15 years to score the tying and winning goals in the third period of the same playoff game...the three other players were EDM's **Ales Hensky** (2006 vs. DET), **Lupul** (2006 vs. COL) and **NSH's J.P. Dumont** (2010 vs. CHI)...Perry also tied single-game playoff career bests in goals (second time, last: May 7, 2009 vs. DET, CSF Game 4; 2-0=2) and assists (sixth time, last: Apr. 20, 2011@ NSH, CQF Game 4)...he earned his seventh career PPG, fourth career GWG and 35th and 36th career assists in the win...with his four-point night, Perry surpassed **Teemu Selanne** for sole possession of second on the franchise's all-time postseason assists list, matched **Samuel Pahlsson** (4) for fourth on the all-time franchise GWG list and tied **Andy McDonald** (7) for fourth on the all-time franchise PPG list...**Ryan Getzlaf** notched 1-2=3 points, matching single-game playoff career highs in assists (eighth time, last: May 3, 2014 vs. LA, Second Round Game 1) and points (fourth time, last: Apr. 25, 2014 vs. DAL, First Round Game 5; 1-2=3)...**Getzlaf's** two assists marked the 50th and 51st of his career, while his goal was his 26th...**Sami Vatanen** tied franchise playoff records for defencemen in points (1-2=3) and assists...**Vatanen** matched a club record for points by a defenceman originally set by **J.J. Daigneault** (2-1=3) in Game 2 of the CQF on Apr. 18, 1997 vs. PHX and tied by **Chris Pronger** (2-1=3) in Game 3 of the CQF on Apr. 15, 2008 @ DAL...he also tied a club record for assists by a defenceman, last accomplished by **Francois Beauchemin** in Game 1 of the First Round on Apr. 16, 2014 vs. DAL...**Frederik Andersen** stopped 25-of-27 shots, including all 10 faced in the third period, for his fourth career postseason victory.

PP: 2-3 PK: 0-3 SF: 33 SA: 27

TOI: Beauchemin (22:33)

Three Stars: 1. Perry 2. Getzlaf 3. Beauchemin

### GAME 2 (APRIL 18, 2015) - ANAHEIM 2 VS. WINNIPEG 1

**Jakob Silfverberg** scored the latest go-ahead goal in regulation in team playoff history at 19:39 of the third period to lead the Ducks to a 2-1 win vs. the Jets in Game 2...**Silfverberg** earned the latest tiebreaking goal in regulation in the last 287 Stanley Cup Playoff games - since **VAN's Raffi Torres** scored at 19:41 of the third period to lead his club to a 1-0 win in Game 1 of the SCF, June 1, 2011 vs. BOS...**Ryan Kesler** earned assists on both the **Silfverberg** and **Torres** goals...**Sandis Ozolins** set the previous franchise record with 1:06 remaining in the third period of a 4-3 win in Game 6 of the CSF on May 5, 2003...**Patrick Maroon** provided the game-tying goal at 10:43 of the third period, marking his third career playoff tally...**Ryan Getzlaf** and **Cam Fowler** earned assists on **Maroon's** goal, while **Simon Despres** recorded his first career postseason point (assist) on **Silfverberg's** GWG...**Frederik Andersen** turned aside 25-of-27 shots for his second consecutive playoff win and fifth of his career.

PP: 1-4 PK: 0-4 SF: 39 SA: 29

TOI: Getzlaf (24:45)

Three Stars: 1. Silfverberg 2. Vatanen 3. Getzlaf

### GAME 3 (APRIL 20, 2015) - ANAHEIM 5 @ WINNIPEG 4 OT

The Ducks overcame their third consecutive three-period deficit to defeat the Winnipeg Jets, 5-4, in overtime at MTS Centre...with the victory, Anaheim became the first team in NHL history to win three consecutive playoff games when trailing at any point in the third period of all three games...**Richard Rakell** became the youngest player in franchise history to score a playoff OT goal at 21 years and 350 days, clinching Anaheim's win at 5:12 of overtime...**Andrew Cogliano** (0-3=3) and **Jakob Silfverberg** (1-2=3) both set playoff career highs in points and assists, while **Francois Beauchemin** (0-2=2) matched his postseason career best in points (ninth time) and assists (sixth time)...other Anaheim goal scorers included **Cam Fowler** (first), **Corey Perry** (team-leading third) and **Ryan Kesler**, who scored the game-tying goal at 17:46 of the third period...**Frederik Andersen** stopped 31-of-35 shots en route to his third straight win.

PP: 0-3 PK: 1-3 SF: 31 SA: 35

TOI: Beauchemin (25:44)

Three Stars: 1. Little 2. Silfverberg 3. Myers

### GAME 4 (APRIL 22, 2015) - ANAHEIM 5 @ WINNIPEG 2

Anaheim advanced to the Second Round with a 5-2 victory over the Winnipeg Jets at MTS Centre...the Ducks' series sweep was the fourth in club history (also COL in 2006 CSF, MIN in 2003 WCF and DET in 2003 CQF), while the win marked the team's first four-game playoff winning streak since a five-game streak from May 17-30, 2007 (Games 4-6 WCF vs. DET & Games 1-2 of SCF vs. OTT)...the Ducks became the first team to win four straight postseason games via comeback (trailing at any point in game) since 2012 when **NJ** did so vs. **PHI** in the CSF (May 1-8, 2012)...**Ryan Kesler** scored a game-high two goals (2-0=2), marking his fourth career multi-goal playoff game and first since May 3, 2013 w/VAN vs. **SJ**...**Kesler** also recorded his third GWG goal in the postseason and first since doing so in consecutive outings on May 3-5, 2011 w/VAN @ **NSH**...**Andrew Cogliano**, **Emerson Etem** and **Sami Vatanen** also scored for the Ducks, who advanced to the Second Round for the sixth time in the last 12 NHL seasons (also 2003, 2006, 2007, 2009, 2014)...**Frederik Andersen** won his fourth consecutive game, turning aside 25-of-27 shots.

PP: 0-1 PK: 1-3 SF: 35 SA: 27

TOI: Beauchemin (22:50)

Three Stars: 1. Kesler 2. Cogliano 3. Stuart

## WESTERN CONFERENCE SECOND ROUND

### GAME 1 (APRIL 30, 2015) - ANAHEIM 6 VS. CALGARY 1

The Ducks opened their Second Round series with a 6-1 victory over the Calgary Flames at Honda Center...**Anaheim's** six goals matched a club single-game playoff record, accomplished four times previously...**Corey Perry** (2-2=4) and **Ryan Getzlaf** (1-3=4) both tied a franchise record for points in a playoff game, marking the fourth and fifth four-point games in club history and the second of Perry's career (2015 First Round Game 1 vs. **WPG**)...**Getzlaf** set personal single-game playoff career highs in both points and assists as he and **Perry** became the first set of Ducks teammates to each collect four points in the same postseason game...**Emerson Etem**, **Patrick Maroon** and **Matt Belskey** also scored for Anaheim, which posted its first five-game playoff win streak since May 17-30, 2007 (Games 4-6 WCF & Games 1-2 of SCF vs. OTT)...**Frederik Andersen** became the first Anaheim goaltender to win five straight postseason games since **J.S. Giguere** from May 17-30, 2007, stopping 23-of-24 shots.

PP: 0-3 PK: 2-4 SF: 35 SA: 24

TOI: Fowler (21:49)

Three Stars: 1. Perry 2. Getzlaf 3. Vatanen



# 2015 DUCKS PLAYOFF NOTES



## GAME 2 (MAY 3, 2015) - ANAHEIM 3 VS. CALGARY 0

Anaheim tied a franchise record with their sixth straight playoff win, earning a 3-0 victory over the Calgary Flames in Game 2 at Honda Center... **Frederik Andersen** matched a franchise playoff record with his sixth consecutive win, stopping all 30 shots for his first career postseason shutout... with 0-2=2 points, **Corey Perry** (27-42=69) tied Teemu Selanne (69) for second place on the franchise's all-time playoff scoring list... **Ryan Getzlaf** recorded his second consecutive multi-point game (0-2=2), giving him 1-5=6 points in his last two contests... **Matt Beleskey** posted his second goal in as many games before **Hampus Lindholm** extended his career high point streak to four consecutive contests (1-4=5) with his first career Stanley Cup Playoff goal at 11:15 of the third period... **Nate Thompson** added his first goal of the 2015 postseason and first playoff goal as a Duck (empty net) at 17:44 of the third.

PP: 0-4 PK: 0-3 SF: 34 SA: 30  
TOI: Beauchemin (22:35)  
Three Stars: 1. Andersen 2. Kesler 3. Ramo

## GAME 3 (MAY 5, 2015) - ANAHEIM 3 @ CALGARY 4 OT

The Ducks had a franchise-tying six-game playoff win streak snapped and suffered their first loss of their Stanley Cup Playoffs with a 4-3 overtime setback to the Flames at Scotiabank Saddledome... **Corey Perry** recorded his league-leading sixth goal for his 70th career postseason point, surpassing Teemu Selanne (35-34=69) for second place on the franchise's all-time playoff points list... **Ryan Getzlaf** (0-2=2) and **Simon Despres** (0-2=2) led all skaters with two points, while Anaheim also received goals from **Matt Beleskey** and **Patrick Maroon**... Beleskey's goal marked his third in as many games, marking a playoff career high... stopping 17-of-21 shots, **Frederik Andersen** had his franchise-tying six-game win streak halted in the loss.

PP: 0-2 PK: 1-6 SF: 21 SA: 21  
TOI: Beauchemin (26:59)  
Three Stars: 1. Backlund 2. Colborne 3. Despres

## GAME 4 (MAY 8, 2015) - ANAHEIM 4 @ CALGARY 2

Anaheim took a 3-1 lead in its Second Round series vs. the Calgary Flames following a 4-2 victory at Scotiabank Saddledome... **Matt Beleskey** extended his goal-scoring streak to a franchise-tying four straight games (4-0=4) and collected his second game-winner of the series... Beleskey became the second player in club history to score in the club's first four games of a playoff series and first since Teemu Selanne in Games 1-4 of the 2011 CQF vs. NSH... with two assists, **Francois Beauchemin** surpassed Scott Niedermayer to become the franchise's all-time leader in postseason scoring by a defenseman (10-25=35)... **Jakob Silfverberg** (1-1=2) recorded his third road multi-point playoff game, co-leading all NHL players... Anaheim also received goals from **Andrew Cogliano** and **Patrick Maroon** to help improve the team's all-time record in Game 4s to 15-8 (.652)... stopping 25-of-27 shots, **Frederik Andersen** improved to 7-1 with a 1.96 GAA and .927 SV% in the postseason.

PP: 2-4 PK: 0-2 SF: 29 SA: 27  
TOI: Beauchemin (24:04)  
Three Stars: 1. Silfverberg 2. Ramo 3. Andersen

## GAME 5 (MAY 10, 2015) - ANAHEIM 3 @ CALGARY 2 OT

The Ducks clinched their Second Round series vs. the Calgary Flames with a 3-2 overtime victory in Game 5 at Honda Center... **Corey Perry's** overtime tally was the first of his playoff career and the fourth series-winning OT goal in club history, helping Anaheim advance to the Western Conference Final for the fourth time in club history... **Matt Beleskey** established a franchise playoff record by extending his goal-scoring streak to five games (5-0=5) at 1:11 of the third period... with two assists in the win, **Francois Beauchemin** tied Scott Niedermayer for the all-time franchise lead in postseason assists by a defenseman (26)... **Jakob Silfverberg** recorded his second consecutive multi-point game and fourth of the playoffs (1-1=2), while **Ryan Kesler** extended his scoring streak to four games with his fourth goal of the postseason... **Frederik Andersen** turned aside 17-of-19 shots to improve his record to 8-1 in the 2015 postseason.

PP: 2-4 PK: 1-4 SF: 47 SA: 19  
TOI: Beauchemin (25:43)  
Three Stars: 1. Perry 2. Kesler 3. Ramo

## WESTERN CONFERENCE FINAL

### GAME 1 (MAY 17, 2015) - ANAHEIM 4 VS. CHICAGO 1

Anaheim began its Western Conference Final series with a 4-1 win over the Chicago Blackhawks at Honda Center... the Ducks pushed their home win streak to six games, the second-longest in franchise history and tops in the 2015 Stanley Cup Playoffs... **Frederik Andersen** stopped 32-of-33 shots to push his record to 9-1, co-leading NHL goaltenders in wins... Andersen improved to 9-0 in home postseason games all-time, the longest home winning streak to begin a career by any goaltender in Stanley Cup Playoffs history... **Nate Thompson** (1-1=2) and **Hampus Lindholm** (1-1=2) each recorded their first career playoff multi-point games, while **Jakob Silfverberg** (1-1=2) posted his third straight multi-point contest... **Kyle Palmieri** collected his first career GWG and **Matt Beleskey** extended his playoff scoring streak to six games (5-1=6), the second-longest in the 2015 Playoffs.

PP: 0-1 PK: 0-3 SF: 27 SA: 33  
TOI: Beauchemin (23:31)  
Three Stars: 1. Andersen 2. Lindholm 3. Thompson

### GAME 2 (MAY 19, 2015) - ANAHEIM 2 VS. CHICAGO 3 (3 OT)

The Ducks played the longest game in Honda Center history and second-longest in franchise history, a triple-overtime 3-2 loss to the Chicago Blackhawks in Game 2... the club had played into triple overtime on four previous occasions, all on the road (three 3-OT, one 5-OT)... it was the ninth multiple overtime game in Ducks history and first since Game 2 of the CSF on May 3, 2009 @ DET... sixteen of 18 Anaheim skaters set career highs in TOI... the game concluded at 16:12 of the sixth period when Marcus Kruger scored his second goal of the playoffs... the Ducks were credited with 62 shots on net, one shy of the franchise record... **Frederik Andersen** stopped 53-of-56 shots, both career highs... **Corey Perry** scored his team-leading eighth goal to move into a share of the Stanley Cup Playoff scoring lead with 16 points (8-8=16)... **Andrew Cogliano** also scored for Anaheim, which received assists from **Ryan Getzlaf**, **Sami Vatanen**, **Cam Fowler** and **Nate Thompson**.

PP: 0-5 PK: 2-5 SF: 62 SA: 56  
TOI: Beauchemin (46:29)  
Three Stars: 1. Kruger 2. Crawford 3. Andersen

# 2015 DUCKS PLAYOFF NOTES

## GAME 3 (MAY 21, 2015) - ANAHEIM 2 VS. CHICAGO 1

**Frederik Andersen** turned aside 27-of-28 shots to lead the Ducks to a 2-1 victory over the Chicago Blackhawks at the United Center...with two assists (0-2=2), **Ryan Getzlaf** tied his own franchise record for most assists in a playoff season with 14, originally set in 2009...**Patrick Maroon** opened the scoring with his fifth goal of the playoffs on the power play at 12:55 of the first period...after Chicago tied the game with less than a minute remaining in the period, **Simon Despres** reclaimed the lead with his first career Stanley Cup Playoff goal, and the eventual game winner, at 19:05 of the middle frame...Anaheim defensemen accounted for four of its six points, including assists by **Cam Fowler** and **Hampus Lindholm**...the Ducks were 1-for-1 on the power play and 5-for-5 on the penalty kill to help them take a 2-1 series lead and improve to 10-2 in the postseason.

PP: 1-1 PK: 0-5 SF: 27 SA: 28

TOI: Despres (23:26)

Three Stars: 1. Andersen 2. Getzlaf 3. Kane

## GAME 4 (MAY 23, 2015) - ANAHEIM 4 @ CHICAGO 5 (2 OT)

The Ducks scored the second-fastest three goals in Stanley Cup Playoff history in 37 seconds of the third period, courtesy of **Ryan Kesler** (8:42) **Matt Beleskey** (9:05) and **Corey Perry** (9:19)...the fastest three playoff goals were scored 23 seconds apart by the 1979 Toronto Maple Leafs on Apr. 12, 1979 vs. ATL...Anaheim's previous franchise playoff record was exactly four minutes on May 23, 2006 vs. Edmonton (O'Donnell at 7:15, Selanne at 9:13 and Kunitz at 11:15 in the third period)...the three-goal outburst paved the way for the second multi-OT game of the series, which ended in a 5-4 Chicago win...**Ryan Getzlaf** established a franchise record for assists in a playoff year with his 15th of the campaign, while Perry earned his career-high ninth goal of the postseason...**Francois Beauchemin** recorded his 27th career postseason assist to surpass Scott Niedermayer for the all-time franchise lead in playoff assists by a defenseman.

PP: 0-2 PK: 1-4 SF: 51 SA: 40

TOI: Fowler (32:31)

Three Stars: 1. Toews 2. Perry 3. Kane

## GAME 5 (MAY 25, 2015) - ANAHEIM 5 VS. CHICAGO 4 (OT)

Anaheim took a 3-2 series lead in the Western Conference Final with a 5-4 overtime victory over Chicago at Honda Center...with 11 wins and three OT losses, the Ducks tied an NHL record by going 14 consecutive games to start the playoffs without losing in regulation (the 1979 New York Rangers

also with 11 wins and three OT losses)...**Matt Beleskey** scored his first career overtime goal at 45 seconds of the extra frame, marking the second-fastest goal to begin an OT in franchise history...

**Ryan Getzlaf** (2-17=19) established a franchise record for most points in a playoff campaign with his 19th of the 2015 postseason (14 games)...Getzlaf pushed his point/assist streak to five games (0-7=7), representing the NHL's longest postseason assist streak since LA's Jeff Carter from May 16-28, 2014 (six games, 5-7=12)...**Cam Fowler**, **Ryan Kesler**, **Patrick Maroon** and **Sami Vatanen** also scored for Anaheim.

PP: 0-2 PK: 0-2 SF: 28 SA: 28

TOI: Fowler (23:50)

Three Stars: 1. Kesler 2. Vatanen 3. Teravainen

## GAME 6 (MAY 27, 2015) - ANAHEIM 2 @ CHICAGO 5

Chicago forced a Game 7 in the Western Conference Final with a 5-2 win over the Anaheim Ducks at the United Center...the Ducks suffered their first regulation loss of the playoffs, snapping a 14-game streak that had equaled an NHL playoff record...

**Frederik Andersen** went to 11-4 in the playoffs after making 18 saves...**Patrick Maroon** opened the scoring for Anaheim in the second period with his seventh goal of the playoffs, tied for second on the club...**Clayton Stoner** scored the Ducks' second goal and second of his playoff career, both coming against Chicago at the United Center (last: Game 1 of the 2014 Second Round with MIN).

PP: 1-3 PK: 0-3 SF: 32 SA: 23

TOI: Beauchemin (23:45)

Three Stars: 1. Keith 2. Kane 3. Saad

## GAME 7 (MAY 30, 2015) - ANAHEIM 3 VS. CHICAGO 5

The Blackhawks advanced to the Stanley Cup Final with a 5-3 victory against the Ducks at Honda Center...the result was only Anaheim's second regulation loss of the postseason...Chicago received two first-period goals by Jonathan Toews and second-period tallies from Brandon Saad and Marian Hossa to stake a four-goal lead...**Ryan Kesler** and **Corey Perry** got Anaheim within two until Brent Seabrook's power-play goal at 13:28 of the third...**Matt Beleskey** earned the Ducks' third goal, on the power play, with 42 seconds remaining in regulation...**Frederik Andersen** turned away 21-of-26 shots in his fifth loss.

PP: 1-2 PK: 2-4 SF: 38 SA: 26

TOI: Beauchemin (24:13)

Three Stars: 1. Toews 2. Kane 3. Richards

# 2014 DUCKS PLAYOFF STATS



POS	NO.	Player	GP	TOI	G	A	P +/-	PIM	PP	SH	GW	S	%
C	15	RYAN GETZLAF	12	21:25	4	11	15 -2	10	1	0	0	32	12.5
R	10	COREY PERRY	13	19:41	4	7	11 -2	19	2	0	0	38	10.5
C	13	NICK BONINO	13	17:44	4	4	8 +3	8	1	0	1	22	18.2
L	62	*PATRICK MAROON	13	13:03	2	5	7 -2	38	1	0	0	21	9.5
C	7	ANDREW COGLIANO	13	14:53	1	6	7 -2	8	0	1	1	17	5.9
R	8	TEEMU SELANNE	12	12:17	2	4	6 -2	4	1	0	0	24	8.3
R	77	DEVANTE SMITH-PELLY	12	14:41	5	0	5 -1	24	2	0	1	26	19.2
C	22	MATHIEU PERREAULT	11	12:36	2	3	5 -4	18	2	0	1	15	13.3
L	39	MATT BELESKEY	5	14:33	2	2	4 0	8	1	0	1	13	15.4
D	23	FRANCOIS BEAUCHEMIN	13	23:57	0	4	4 -4	2	0	0	0	15	0.0
D	4	CAM FOWLER	13	23:51	0	4	4 +2	4	0	0	0	20	0.0
R	21	KYLE PALMIERI	9	10:12	3	0	3 +1	14	0	0	0	12	25.0
D	6	BEN LOVEJOY	13	19:38	2	0	2 +1	8	0	0	1	13	15.4
R	33	JAKOB SILFVERBERG	13	14:55	2	0	2 -3	4	0	0	1	17	11.8
C	67	*RICKARD RAKELL	4	10:58	1	1	2 -2	0	1	0	0	2	50.0
D	47	*HAMPUS LINDHOLM	11	18:09	0	2	2 -2	0	0	0	0	6	0.0
D	55	BRYAN ALLEN	13	18:20	1	0	1 -4	28	0	0	0	9	11.1
C	11	SAKU KOIVU	13	12:44	0	1	1 -3	8	0	0	0	5	0.0
L	34	DANIEL WINNIK	9	13:36	0	1	1 +1	2	0	0	0	11	0.0
D	45	*SAMI VATANEN	5	20:14	0	1	1 -2	0	0	0	0	10	0.0
D	5	LUCA SBISA	2	14:20	0	1	1 -2	5	0	0	0	3	0.0
D	28	MARK FISTRIC	5	13:25	0	0	0 -1	6	0	0	0	4	0.0
D	19	STEPHANE ROBIDAS	3	15:51	0	0	0 0	2	0	0	0	4	0.0
R	65	EMERSON ETEM	4	10:21	0	0	0 0	12	0	0	0	9	0.0

NO.	PLAYER	GPI	MIN	AVG	W	L	OT	SO	GA	SA	SV%	G	A	PIM
31	*FREDERIK ANDERSEN	7	368	3.10	3	2	0	0	19	189	.899	0	0	0
1	JONAS HILLER	6	219	2.19	2	2	1	0	8	85	.906	0	0	0
36	*JOHN GIBSON	4	200	2.70	2	2	0	1	9	111	.919	0	0	0
<b>ANA GOALTENDING TOTALS</b>		<b>13</b>	<b>794</b>	<b>2.79</b>	<b>7</b>	<b>6</b>	<b>1</b>	<b>1</b>	<b>37</b>	<b>386</b>	<b>.904</b>	<b>0</b>	<b>0</b>	<b>0</b>

\*=ROOKIE

The Anaheim Ducks entered the 2014 Stanley Cup Playoffs as the top seed in the Western Conference, having posted a franchise-best record of 54-20-8 during the regular season...the Ducks set season records for standings points (116), wins (54) and win/points percentage (.707), and led the league in goals (263) for the first time in club history (excluding shootout tallies)...Anaheim faced Dallas in the First Round of the Stanley Cup Playoffs for the third time and the first since 2008...the Ducks defeated the Stars, 4-2, for their first postseason series win since 2009...in the Second Round, Anaheim and Los Angeles met for the first time in the playoffs, marking the first ever postseason series between two major local teams...the series went a full seven games with the Ducks eventually falling on May 16 at Honda Center...**Ryan Getzlaf** led the team in playoff scoring (4-11=15) and assists, and **Devante Smith-Pelly** paced the club in goals (5)...among NHL rookies, **Patrick Maroon** ranked sixth in assists (5) and tied for sixth in scoring (2-5=7) and goals...**John Gibson** (20 years and 300 days) became the youngest goalie in NHL history to record a shutout in his playoff debut after stopping all 28 shots in a 2-0, Game 4 win on May 10 at Los Angeles...Gibson was only the sixth NHL goaltender in the last 60 years to post a shutout in his first Stanley Cup Playoff game, the first since Jonas Hiller did so for the Ducks on Apr. 16, 2009 at San Jose.

# 2014 DUCKS PLAYOFF NOTES

## WESTERN CONFERENCE FIRST ROUND

### GAME 1 (APRIL 16, 2014) - ANAHEIM 4 VS. DALLAS 3

The Anaheim Ducks opened their 2014 Stanley Cup Playoff First Round series against the Dallas Stars with a 4-3 victory before 17,294 at Honda Center. Anaheim won its second consecutive playoff series opener and improved to 11-9 in all-time Game 1s...at 24 years and 196 days, **Frederik Andersen** became the third rookie goaltender in club history to play in a playoff game (Tom Askey in 1999 and Ilya Bryzgalov in 2006), and the first rookie goaltender to win his playoff debut after stopping 32-of-35 shots. **Ryan Getzlaf** (1-1=2), **Matt Beleskey** (1-1=2) and **Francois Beauchemin** (0-2=2) co-led the team in scoring, as Getzlaf recorded his 19th career multi-point game, Beleskey posted his first career multi-point game and Beauchemin passed Rob Niedermayer for seventh in all-time playoff points as a Duck (28). **Kyle Palmieri** and **Mathieu Perreault** also scored for Anaheim, which had nine players on the scoresheet.

PP: 2-5 PK: 1-5 SF: 35 SA: 35

TOI: Beauchemin (22:18)

Three Stars: 1. Bonino 2. Seguin 3. Getzlaf

### GAME 2 (APRIL 18, 2014) - ANAHEIM 3 VS. DALLAS 2

Anaheim took a two-game series lead over the Dallas Stars with a 3-2 victory in front of 17,426 at Honda Center...one game removed from suffering deep facial lacerations from being struck by a puck, **Ryan Getzlaf** led all skaters with his second consecutive multi-point game (1-1=2) and finished with a +3 rating...linemate **Corey Perry** scored his first playoff goal since Game 4 of the 2011 CQF on Apr. 20 @ NSH, while **Andrew Cogliano** became the sixth Duck in club history to score a SHG in the postseason, which also marked his first career Stanley Cup Playoff goal and served as the game-winner...making his second career postseason start, **Frederik Anderson** turned away 34-of-36 shots for his second straight win.

PP: 0-3 PK: 1-6 SF: 19 SA: 36

TOI: Fowler (22:02)

Three Stars: 1. Getzlaf 2. Perry 3. Fowler

### GAME 3 (APRIL 21, 2014) - ANAHEIM 0 @ DALLAS 3

The Ducks suffered their first postseason shutout loss since 2008 with a 3-0 setback to the Dallas Stars at American Airlines Center. **Frederik Andersen** suffered his first career playoff loss after stopping 19-of-22 shots...**Corey Perry** appeared in his 64th career playoff game to match Samuel Pahlsson (64) for fifth in all-time Ducks postseason appearances, while **Devante Smith-Pelly** recorded a game-high 10 hits, the most by a Duck in the playoffs since 2006.

PP: 0-5 PK: 0-3 SF: 37 SA: 22

TOI: Beauchemin (27:08)

Three Stars: 1. Lehtonen 2. Ja. Benn 3. Daley

### GAME 4 (APRIL 23, 2014) - ANAHEIM 2 @ DALLAS 4

Anaheim jumped out to a two-goal advantage in the first period, but Dallas responded with two goals in the second and another two in the third for a 4-2 win at American Airlines Center...the victory by the Stars marked the fourth consecutive win by the home team in this series...**Bryan Allen** and **Patrick Maroon** each scored their first career playoff goals, while **Cam Fowler**, **Andrew Cogliano** and **Mathieu**

**Perreault** recorded their first assists of the postseason...**Frederik Andersen** stopped 21-of-25 shots before being relieved by **Jonas Hiller**, who stopped one shot in 10:34 TOI...**Corey Perry** appeared in his 65th career playoff game to surpass **Samuel Pahlsson** for fifth in all-time Ducks games played.

PP: 0-3 PK: 0-3 SF: 23 SA: 26

TOI: Beauchemin (27:14)

Three Stars: 1. Goligoski 2. Fiddler 3. Eakin

### GAME 5 (APRIL 25, 2014) - ANAHEIM 6 VS. DALLAS 2

The Ducks scored a playoff-record four power-play goals en route to a 6-2 victory over the Dallas Stars in Game 5 of the First Round series...the six Anaheim goals also tied a club single-game playoff record, accomplished three previous times...with a career-tying 1-2=3 points, **Ryan Getzlaf** surpassed **Teemu Selanne** to become the club's all-time leading scorer in the postseason (24-42=66)...**Corey Perry** (1-2=3) tied playoff career highs in points and assists, while **Rickard Rakell** became the first Anaheim player to record his first career NHL goal in the postseason...**Mathieu Perreault** (1-1=2), **Nick Bonino** (1-0=1) and **Jakob Silfverberg** also scored for Anaheim, which took a 3-2 lead in the best-of-seven series...**Frederik Andersen** made his fifth straight start, stopping 34-of-36 shots for his third career Stanley Cup Playoffs victory.

PP: 4-6 PK: 0-7 SF: 23 SA: 36

TOI: Beauchemin (25:14)

Three Stars: 1. Getzlaf 2. Perry 3. Perreault

### GAME 6 (APRIL 27, 2014) - ANAHEIM 5 VS. DALLAS 4 OT

The Ducks advanced to the Second Round of the 2014 Stanley Cup Playoffs with a 5-4 overtime victory on Apr. 27 @ DAL...Anaheim became the fifth NHL team since 1977 to rally from a multiple-goal deficit in the final 2:10 of regulation to win a playoff game with a **Nick Bonino** goal at 17:50 of the third period and a **Devante Smith-Pelly** tally with 24 seconds remaining in regulation...Bonino completed the comeback with his second career OT goal at 2:47 of the extra frame...Bonino joined **Scott Niedermayer**, **Paul Kariya** and **Petr Sykora** as the only Ducks players to have two OT goals in Ducks postseason history and the third Duck to end a playoff series in overtime (Keith Carney, 2003 vs. DET; Scott Niedermayer, 2007 vs. VAN)...the win marked just the third time in franchise history where two Ducks players had multi-goal performances in a single playoff game (Smith-Pelly, Bonino)...**Smith-Pelly** (21 years and 317 days) also became the youngest Ducks player to record a multi-goal game in the postseason...Jonas Hiller stopped 12-of-12 shots to become the first goalie in Ducks history to win a playoff game in relief.

PP: 1-5 PK: 1-4 SF: 30 SA: 24

TOI: Fowler (28:13)

Three Stars: 1. Bonino 2. Daley 3. Hiller

# 2014 DUCKS PLAYOFF NOTES



## WESTERN CONFERENCE SECOND ROUND

### GAME 1 (MAY 3, 2014) - ANAHEIM 2 VS. LOS ANGELES 3 OT

The first ever playoff series between two Southern California teams (NHL, NFL, MLB, NBA) opened with a 3-2 comeback win by Los Angeles over Anaheim at Honda Center...the Ducks suffered their first loss in the last seven home games after allowing the game-tying goal with seven seconds remaining in regulation and the game winner at 12:07 of overtime...**Teemu Selanne** became the third-oldest player to score a goal in the postseason, joining DET's Chris Chelios (45 years, 86 days on Apr. 21, 2007 vs. CGY) and HFD's Gordie Howe (52 years, 9 days on Apr. 9, 1980 @ MTL)...**Ryan Getzlaf** recorded his fourth multi-point game (0-2=2) of the playoffs and moved ahead of Selanne (67) for the all-time franchise lead in playoff scoring (68)...**Matt Beleskey** also scored for Anaheim, his second of the playoffs and fourth of his career...**Jonas Hiller** turned away 33-of-36 shots in the setback.

PP: 0-4 PK: 1-4 SF: 35 SA: 36

TOI: Beauchemin (28:31)

Three Stars: 1. Gaborik 2. Selanne 3. Quick

### GAME 2 (MAY 5, 2014) - ANAHEIM 1 VS. LOS ANGELES 3

Anaheim tied its 2014 playoff high in shots and earned its first PPG of the Second Round but eventually fell to Los Angeles, 3-1, in Game 2 at Honda Center...the Ducks were held to only one goal despite outshooting the Kings (37-17)...**Patrick Maroon** earned Anaheim's lone tally, recording his first career Stanley Cup Playoff PPG at 9:40 of the first period...**Ryan Getzlaf** earned his team-leading seventh assist of the postseason on the Maroon goal, as did **Cam Fowler** (fourth)...**Jonas Hiller** got his second consecutive start in net, turning away 14-of-16 shots.

PP: 1-4 PK: 0-3 SF: 37 SA: 17

TOI: Beauchemin (24:19)

Three Stars: 1. Quick 2. Martinez 3. Maroon

### GAME 3 (MAY 8, 2014) - ANAHEIM 3 @ LOS ANGELES 2

The Ducks earned their first win of their Second Round series against the Los Angeles Kings with a 3-2 victory in Game 3 at Staples Center...the win cut the Kings' series lead to 2-1 and gave the Ducks their third consecutive victory at Staples Center dating to the regular season...**Corey Perry** opened the scoring on the power play at 4:06 of the first period, marking his first goal of the series and third of the playoffs...**Teemu Selanne**, who scored his second goal of the postseason on the power play at 15:10 of the second, became the oldest player in NHL history to score multiple goals in a single playoff campaign...**Ben Lovejoy** collected the game-winner at 17:05 of the third, marking his second goal of the playoffs...**Patrick Maroon** earned his fifth assist on Perry's goal to extend his point streak to six games, the longest by an NHL rookie in the playoffs since the Kings' Warren Rychel (six games)...**Jonas Hiller** earned the win in relief, stopping 7-of-8 shots in the final 10 minutes of regulation...**Frederik Andersen** got the start, turning away 22-of-23 shots before leaving in the third with a lower-body injury.

PP: 2-2 PK: 1-1 SF: 22 SA: 31

TOI: Beauchemin (22:42)

Three Stars: 1. Selanne 2. Carter 3. Vatanen

### GAME 4 (MAY 10, 2014) - ANAHEIM 2 @ LOS ANGELES 0

Anaheim evened its Second Round series vs. the Los Angeles Kings with a 2-0 shutout victory in Game 4 at Staples Center, deadlocking the seven-game set at two games apiece...**John Gibson** (20 years, 330 days) became the youngest goaltender in NHL history to record a shutout in his playoff debut, stopping all 28 shots...Gibson was also the youngest goalie to start a playoff game since CBJ's Steve Mason (20 years and 329 days) on Apr. 23, 2009 vs. DET and the youngest to win a playoff game since MTL's Carey Price (20 years and 238 days) on Apr. 24, 2008 vs. PHI...**Ryan Getzlaf** recorded his fifth multi-point game of the playoffs (1-1=2), tying him for the NHL postseason lead...**Corey Perry** also earned his third multi-point game (0-2=2) to help Anaheim earn the fourth consecutive win by the road team in the series.

PP: 1-3 PK: 0-4 SF: 14 SA: 28

TOI: Fowler (23:06)

Three Stars: 1. Gibson 2. Perry 3. Fowler

### GAME 5 (MAY 12, 2014) - ANAHEIM 4 VS. LOS ANGELES 3

The Ducks took a 3-2 lead in the best-of-seven series against the Los Angeles Kings with a 4-3 victory in Game 5 at Honda Center...Anaheim snapped a four-game winning streak by the road team in the series and won its third consecutive game over the Kings...**Devante Smith-Pelly** scored a game-high two goals (2-0=2) for his second multi-goal game of the playoffs...**Ryan Getzlaf** extended his point/assist streak to five straight games (1-6=7) with his 10th assist of the postseason, while **Nick Bonino** (4) and **Jakob Silfverberg** (2) also scored for the Ducks...making his second career playoff start, **John Gibson** turned away 39-of-42 shots for his second straight win.

PP: 1-3 PK: 1-3 SF: 24 SA: 42

TOI: Beauchemin (22:34)

Three Stars: 1. Smith-Pelly 2. Gaborik 3. Gibson

### GAME 6 (MAY 14, 2014) - ANAHEIM 1 @ LOS ANGELES 2

Anaheim dropped a 2-1 decision to the Los Angeles Kings in Game 6 at Staples Center, evening the Second Round series at three games apiece...**Kyle Palmieri** scored the Ducks' lone goal at 15:42 of the second period, his second of the playoffs...**Nick Bonino** earned the lone assist on the Palmieri tally, marking his third point in the last four games...**John Gibson** suffered his first career NHL loss (regular or postseason) after stopping 21-of-23 shots.

PP: 0-5 PK: 0-4 SF: 22 SA: 23

TOI: Fowler (25:06)

Three Stars: 1. Kopitar 2. Beauchemin 3. Muzzin

### GAME 7 (MAY 16, 2014) - ANAHEIM 2 @ LOS ANGELES 6

The Ducks were eliminated from the Stanley Cup Playoffs with a 6-2 loss to Los Angeles in Game 7 of the Second Round...**Kyle Palmieri** and **Corey Perry** scored for Anaheim, which received single assists from **Andrew Cogliano**, **Nick Bonino**, **Ryan Getzlaf** and **Hampus Lindholm**...Perry also received his first career playoff penalty shot, an unsuccessful attempt vs. Jonathan Quick...in his final NHL game, **Teemu Selanne** recorded three shots with three hits in 14:02 TOI.

PP: 0-3 PK: 2-5 SF: 27 SA: 30

TOI: Fowler (25:42)

Three Stars: 1. Richards 2. Quick 3. Williams

# 2013 DUCKS PLAYOFF STATS

POS	NO.	Player	GP	TOI	G	A	P +/-	PIM	PP	SH	GW	S	%
C	15	RYAN GETZLAF	7	21:27	3	3	6 +2	6	1	1	0	15	20.0
D	23	FRANCOIS BEAUCHEMIN	7	25:22	2	4	6 -2	4	1	0	0	13	15.4
R	65	*EMERSON ETEM	7	12:50	3	2	5 +4	2	0	0	0	12	25.0
R	51	KYLE PALMIERI	7	10:34	3	2	5 +5	4	0	0	0	11	27.3
C	13	NICK BONINO	7	16:37	3	1	4 +2	4	2	0	2	16	18.8
L	9	BOBBY RYAN	7	16:17	2	2	4 +1	0	0	0	0	15	13.3
L	39	MATT BELESKEY	7	11:01	2	1	3 +1	2	1	0	0	13	15.4
R	8	TEEMU SELANNE	7	13:59	1	2	3 +1	6	1	0	1	16	6.3
C	11	SAKU KOIVU	7	17:52	1	2	3 -4	6	1	0	0	6	16.7
D	4	CAM FOWLER	7	22:44	0	3	3 +3	0	0	0	0	9	0.0
C	20	DAVID STECKEL	7	9:46	1	1	2 +1	0	0	0	0	7	14.3
R	10	COREY PERRY	7	20:20	0	2	2 0	4	0	0	0	24	0.0
D	6	BEN LOVEJOY	7	21:05	0	2	2 +4	0	0	0	0	13	0.0
C	7	ANDREW COGLIANO	7	15:46	0	1	1 -3	4	0	0	0	11	0.0
D	55	BRYAN ALLEN	7	17:22	0	1	1 +1	2	0	0	0	5	0.0
C	34	DANIEL WINNIK	7	15:04	0	1	1 -4	7	0	0	0	22	0.0
D	44	SHELDON SOURAY	6	19:31	0	1	1 -2	4	0	0	0	13	0.0
D	5	LUCA SBISA	5	21:25	0	0	0 -2	4	0	0	0	3	0.0
D	32	TONI LYDMAN	3	15:08	0	0	0 +1	0	0	0	0	1	0.0

NO.	PLAYER	GPI	MIN	AVG	W	L	EN	SO	GA	SA	SV%	G	A	PIM
1	JONAS HILLER	7	439	2.46	3	4	0	1	18	218	.917	0	1	0
<b>ANA GOALTENDING TOTALS</b>		<b>7</b>	<b>439</b>	<b>2.46</b>	<b>3</b>	<b>4</b>	<b>0</b>	<b>1</b>	<b>18</b>	<b>218</b>	<b>.917</b>	<b>0</b>	<b>1</b>	<b>0</b>

\* = Rookie

The Anaheim Ducks finished the 2012-13 regular season with a 30-12-6 record (66 pts.), winning their second Pacific Division title in franchise history...the Ducks compiled the best winning percentage in club history (.688), besting the 2007 club (48-20-14, .671)... Anaheim finished second in the Western Conference and third overall in the NHL, behind only Chicago and Pittsburgh...the club's third-place finish in the overall league standings was the highest in club history...the Ducks met the Detroit Red Wings for the sixth time in the Stanley Cup Playoffs and the first since 2009...the series stretched to seven games, where the Red Wings pulled out a 3-2 win in Game 7 to advance to the Western Conference Semifinals...four of the seven games went to overtime, a first for both franchises in a single playoff series...**Ryan Getzlaf** (3-3=6) and **Francois Beauchemin** (2-4=6) co-led the Ducks in scoring, while **Jonas Hiller** started all seven games of the Western Conference Quarterfinal series...rookie **Emerson Etem** (3-2=5) finished tied for third on the club in scoring and was the youngest Duck to ever score in a Game 7 on May 12 at Honda Center.

# 2013 DUCKS PLAYOFF NOTES



## WESTERN CONFERENCE QUARTERFINALS

### GAME 1 (APRIL 30, 2013) - ANAHEIM 3 VS. DETROIT 1

The Anaheim Ducks opened their 2013 Western Conference Quarterfinal series against the Detroit Red Wings with a 3-1 victory before 17,200 at Honda Center...**Teemu Selanne** scored his 10th career playoff GWG, becoming the second-oldest player to score a GWG in Stanley Cup Playoff history with his power-play marker at 1:29 of the third period...**Nick Bonino** earned the first goal of the series with a PPG tally at 10:24 of the first before Daniel Cleary tied the score with less than four minutes remaining in the opening frame...following Selanne's marker, **Francois Beauchemin** added an empty netter for his ninth career playoff goal, becoming the club's all-time leader among defensemen...**Cam Fowler**, **Ben Lovejoy**, **Ryan Getzlaf**, **Daniel Winnik** and **Matt Beleskey** each earned single assists in the winning cause...**Jonas Hiller** stopped 21-of-22 shots for his eighth career postseason win.

PP: 2-4 PK: 1-4 SF: 27 SA: 22

TOI: Beauchemin (25:28)

Three Stars: 1. Selanne 2. Hiller 3. Koivu

### GAME 2 (MAY 2, 2013) - ANAHEIM 4 VS. DETROIT 5 OT

The Ducks erased a three-goal deficit in the third period to tie the game and force OT, but the Red Wings began the extra frame on the power play and center Gustav Nyquist scored just 1:21 into the period to tie the series at one game apiece...after jumping out to a 3-0 lead, the Ducks cut the deficit to two goals with a **Saku Koivu** PPG at 10:53 of the second period (**Teemu Selanne** and **Francois Beauchemin** with the assists)...as the Red Wings scored again just 20 seconds into the third period, the Ducks scored three goals within a 10-minute span to tie the game...**Ryan Getzlaf's** even-strength goal came at 7:50 of the third (**Kyle Palmieri** and **Bryan Allen** with the helpers), while Palmieri scored his first career playoff goal at 12:31 (also even strength)...assists were picked up by **Nick Bonino** (first career playoff assist) and **Bobby Ryan**...with 2:22 remaining in the game, Ryan scored another goal to tie it at 4-4...**Cam Fowler** and **Koivu** notched the assists...**Jonas Hiller** recorded the loss, stopping 27-of-32 shots in the contest.

PP: 1-5 PK: 3-6 SF: 32 SA: 32

TOI: Beauchemin (28:55)

Three Stars: 1. Nyquist 2. Ryan 3. Palmieri

### GAME 3 (MAY 4, 2013) - ANAHEIM 4 @ DETROIT 0

Anaheim took a 2-1 lead in the Western Conference Quarterfinals vs. Detroit with a 4-0 shutout victory in Game 3 at Joe Louis Arena...it marked Anaheim's first playoff shutout in 28 games vs. the Red Wings and second all-time at Detroit including regular season play (last: Mar. 30, 1997; 1-0 OT)...**Ryan Getzlaf** led all skaters with 1-1=2 points, including his second career SHG at 6:33 of the third period...**Nick Bonino** opened the scoring with a PPG at 15:29 of the second period, his second of the playoffs...less than two minutes after the Getzlaf SHG, **Emerson Etem** earned the first of his NHL career, becoming the 11th rookie to collect his first NHL playoff goal in a Ducks uniform...**Matt Beleskey** rounded out the scoring with a PPG at 13:34 of the third...**Teemu Selanne**, **Bobby Ryan**, **Corey Perry** and **Saku Koivu** each picked up single assists in the winning effort...**Jonas Hiller** turned away all 23 shots faced for his third career postseason shutout.

PP: 2-6 PK: 0-6 SF: 29 SA: 23

TOI: Beauchemin (24:24)

Three Stars: 1. Getzlaf 2. Hiller 3. Etem

### GAME 4 (MAY 6, 2013) - ANAHEIM 2 @ DETROIT 3 OT

The Ducks held the Red Wings scoreless through 41 minutes of play, but Detroit answered the call twice in the third period and eventually scored the game-winner in overtime to bring the series to a 2-2 tie...**Matt Beleskey** scored his second goal of the postseason at 5:07 of the first period...**Andrew**

**Cogliano** picked up his first career playoff point on the goal...after Detroit's **Brendan Smith** ended the club's shutout streak of 10:18 at 1:18 of the third, **David Steckel** scored his first of the 2013 playoffs at 10:40 of the third with helpers from **Kyle Palmieri** and **Emerson Etem**...**Pavel Datsyuk** scored the game-tying goal at 13:27 of the third and **Damien Brunner** scored the OT-winner at 15:10 into the extra frame...**Jonas Hiller** made 46 saves in the contest, the second-most of his playoff career.

PP: 0-3 PK: 0-1 SF: 33 SA: 49

TOI: Beauchemin (26:53)

Three Stars: 1. Brunner 2. Datsyuk 3. Howard

### GAME 5 (MAY 8, 2013) - ANAHEIM 3 VS. DETROIT 2 OT

The Ducks took a 3-2 series lead with a dramatic 3-2 overtime win in Game 5 at Honda Center...the club remained in the game by scoring the tying goal twice in the contest to force overtime...**Nick Bonino** went on to score his first career OT goal just 1:54 into the extra frame...**Ben Lovejoy** picked up the lone assist on the winning goal...**Kyle Palmieri** notched his second of the postseason at 17:41 of the first to tie the game at 1-1...**David Steckel** collected his first assist of the postseason on the goal...with Detroit scoring the go-ahead goal at 10:08 of the second (**M. Samuelsson**), **Ryan Getzlaf** scored on the power play at 19:28 of the second to tie the game again and eventually force overtime...**Francois Beauchemin** and **Sheldon Souray** provided the helpers...**Jonas Hiller** won his 10th career postseason contest (ranking second all-time in franchise wins), stopping 29-of-31 shots.

PP: 1-3 PK: 1-3 SF: 34 SA: 31

TOI: Beauchemin (25:18)

Three Stars: 1. Bonino 2. Getzlaf 3. Hiller

### GAME 6 (MAY 10, 2013) - ANAHEIM 3 @ DETROIT 4 OT

With the fourth contest of the series requiring an OT sudden death, the Ducks forced the extra session by scoring two goals 51 seconds apart with three-and-a-half minutes remaining in regulation but Detroit's **Henrik Zetterberg** scored 1:04 into OT to force Game 7...with a **Pavel Datsyuk** goal near the end of the first period (18:48), **Kyle Palmieri** answered the call, scoring his third goal of the playoffs at 11:31 of the second (**Emerson Etem** assist)...falling behind 3-1 in the third, Etem (unassisted) and **Bobby Ryan** (**Corey Perry**, **Francois Beauchemin**) scored goals 51 seconds apart to tie the game (16:32 and 17:23, respectively)...**Jonas Hiller** made 25 saves on 29 shots in the OT loss.

PP: 0-0 PK: 1-3 SF: 37 SA: 29

TOI: Lovejoy (22:32)

Three Stars: 1. Zetterberg 2. Howard 3. Hiller

### GAME 7 (MAY 12, 2013) - ANAHEIM 2 VS. DETROIT 3

The Ducks failed to advance to the Conference Semifinals following a 3-2 regulation loss at Honda Center in Game 7 of the CQF...after falling behind early on a **Henrik Zetterberg** goal at 1:49 of the first, **Emerson Etem** evened the score with his third goal of the playoffs at 13:48 of the opening frame...**Francois Beauchemin** and **Jonas Hiller** assisted on the goal...the Ducks, who gave up a shorthanded goal at 16:37 of the first (**Justin Abdelkader**) and an even-strength goal at 13:45 of the second (**Valtteri Filppula**), clawed back to within one with a **Beauchemin** PPG with 3:17 remaining in regulation...**Beauchemin's** multi-point night tied his playoff career high (seventh time)...**Ryan Getzlaf** and **Cam Fowler** earned the assists on the goal...**Jonas Hiller** made 29 saves on 32 shots in the elimination contest.

PP: 1-4 PK: 0-2 SF: 33 SA: 32

TOI: Fowler (26:36)

Three Stars: 1. Zetterberg 2. Etem 3. Fowler

# 2011 DUCKS PLAYOFF STATS

POS NO.	PLAYER	GP	TOI	G	A	PTS	+/-	PIM	PP	SHGW	S			
<b>PCTG</b>														
R 10	COREY PERRY	6	25:15	2	6	8	0	4	1	1	18	11.1		
R 8	TEEMU SELANNE	6	18:58	6	1	7	-3	12	4	0	25	24.0		
C 11	SAKU KOIVU	6	18:19	1	6	7	-2	6	0	0	7	14.3		
C 15	RYAN GETZLAF	6	24:01	2	4	6	0	9	0	0	17	11.8		
R 9	BOBBY RYAN	4	20:29	3	1	4	+2	2	0	0	10	30.0		
LW 33	JASON BLAKE	6	13:45	3	1	4	-3	0	2	0	17	17.6		
D 4	CAM FOWLER	6	22:13	1	3	4	+1	2	1	0	12	8.3		
D 17	LUBOMIR VISNOVSKY	6	21:21	0	3	3	-2	2	0	0	11	0.0		
C 64	BRANDON MCMILLAN	6	13:08	1	1	2	0	0	0	0	8	12.5		
D 23	FRANCOIS BEAUCHEMIN	6	23:32	0	2	2	+1	2	0	0	2	0.0		
L 39	MATT BELESKEY	6	11:14	1	0	1	-1	4	0	0	8	12.5		
D 5	LUCA SBISA	6	16:29	0	1	1	-4	8	0	0	2	0.0		
C 22	TODD MARCHANT	6	14:22	0	1	1	-3	4	0	0	4	0.0		
D 32	TONI LYDMAN	6	20:09	0	0	0	-2	2	0	0	5	0.0		
R 16	GEORGE PARROS	6	4:06	0	0	0	-1	16	0	0	3	0.0		
D 21	SHELDON BROOKBANK	4	14:35	0	0	0	-2	14	0	0	2	0.0		
C 63	NICK BONINO	4	11:36	0	0	0	-1	2	0	0	7	0.0		
D 3	ANDREAS LIJJA	3	11:02	0	0	0	0	0	0	0	0	0.0		
L 37	JARKKO RUUTU	3	5:31	0	0	0	-1	12	0	0	0	0.0		
L 19	BRAD WINCHESTER	3	5:24	0	0	0	0	4	0	0	2	0.0		
RW 51	KYLE PALMIERI	1	10:07	0	0	0	0	0	0	0	1	0.0		
RW 42	DAN SEXTON	1	8:47	0	0	0	0	2	0	0	2	0.0		
D 25	ANDY SUTTON	1	8:18	0	0	0	0	2	0	0	0	0.0		
<b>SW# GOALTENDER</b>														
29	RAY EMERY	6	319	3.20	2	3	1	0	17	165	.897	0	0	0
38	DAN ELLIS	1	41	5.85	0	1	0	0	4	24	.833	0	0	0
<b>ANA GOALTENDING TOTALS</b>		<b>6</b>	<b>362</b>	<b>3.65</b>	<b>2</b>	<b>4</b>	<b>1</b>	<b>0</b>	<b>22</b>	<b>190</b>	<b>.884</b>	<b>0</b>	<b>0</b>	<b>0</b>

The Anaheim Ducks wrapped up the 2010-11 regular season with a 47-30-5 record for 99 points, finishing second in the Pacific Division...the Ducks earned the Western Conference's fourth seed for the third time in franchise history (also 2008 and 1997) and faced the Nashville Predators for the first time in the Stanley Cup Playoffs... Anaheim and Nashville split the first two games at Honda Center as well as Games 3 and 4 at Bridgestone Arena...as the series shifted back to Anaheim, the Predators secured a come-from-behind overtime win in Game 5 and went on the close out the series in Game 6 at Bridgestone Arena...Teemu Selanne scored six goals in as many games, matching the club record for most goals in a playoff series (also Joffrey Lupul, 2006 CSF vs. Colorado)... following the series finale on Apr. 24, Selanne led all playoff skaters in goal scoring and tied for first in power play goals (4) while Corey Perry was tied for the league lead in points (2-6=8)...Selanne (6-1=7) and linemate Saku Koivu (1-6=7) were also tied for third among NHL postseason leaders in scoring...Selanne and Koivu had points in all six games of the series, the longest point streaks in the opening round of the playoffs... Teemu also recorded a four-game goal streak in Games 1-4, the longest such streak of the Conference Quarterfinals.



# 2011 DUCKS PLAYOFF NOTES



## WESTERN CONFERENCE QUARTERFINALS

### GAME 1 (APRIL 13, 2011) - ANAHEIM 1 VS. NASHVILLE 4

The Anaheim Ducks opened their 18th Stanley Cup Playoff series in franchise history with a 4-1 loss to the Nashville Predators in Game 1 of the Western Conference Quarterfinals at Honda Center...Nashville jumped out to a four-goal lead before **Teemu Selanne** scored Anaheim's first goal of the 2011 playoffs at 11:24 of the third period...**Saku Koivu** collected his first playoff point as a Duck (assist) while **Ryan Getzlaf** earned his 32nd career postseason assist on the Selanne tally...**Dan Ellis** took the loss in his first playoff start for Anaheim, stopping 20-of-24 shots...**Ray Emery** relieved Ellis in the third and closed out the game by turning away all six shots faced.

PP: 1-5 PK: 1-5 SF: 28 SA: 30

TOI: Beauchemin (23:47)

Three Stars: 1. Fisher 2. Rinne 3. Koivu

### GAME 2 (APRIL 15, 2011) - ANAHEIM 5 VS. NASHVILLE 3

The Ducks evened the series at a game apiece, jumping out to an early lead with two power play goals in the first period...taking advantage of a 5-on-3 situation, the Ducks scored two goals (one 5-on-3, one 5-on-4), the first by **Corey Perry** and the second by **Teemu Selanne**...**Bobby Ryan** scored the club's third goal at 7:12 of the second period and added an empty-netter with 53 seconds left in the contest...**Ryan Getzlaf** scored the game-winner at 15:57 of the second, his fifth career postseason GWG, ranking tied for second all-time among Ducks players (also Scott Niedermayer)...**Ryan** (2-0=2), **Perry** (1-2=3), **Getzlaf** (1-2=3), **Cam Fowler** (0-2=2) and **Francois Beuchemin** (0-2=2) all had multi-point games...**Saku Koivu** and **Lubomir Visnovsky** each picked up single assists...in his first postseason start since June 6, 2007 with Ottawa in the Stanley Cup Final, **Ray Emery** stopped 31-of-34 shots in the win.

PP: 2-5 PK: 2-6 SF: 28 SA: 34

TOI: Beuchemin (26:05)

Three Stars: 1. Getzlaf 2. Emery 3. Ryan

### GAME 3 (APRIL 17, 2011) - ANAHEIM 3 @ NASHVILLE 4

The Ducks battled back from a 2-0 deficit late in the second period, but their efforts fell short, falling to the Predators, 4-3 at Bridgestone Arena...**Teemu Selanne** scored goals exactly 30 seconds apart at 18:10 (PP) and 18:40 (EV) of the second period to tie the game...it was the fastest two goals by an individual in a postseason game since Petr Nedved scored twice in 11 seconds for the Penguins against the Capitals exactly 15 years prior to Game 3 on Apr. 17, 1996...it was Selanne's first multi-goal game since May 1, 2002 with San Jose in Game 1 of the CSF @ COL (2-0=2)...after David Legwand scored the go-ahead goal for Nashville, the Ducks answered back on **Matt Beleskey's** first career postseason tally at 6:48 of the third...Mike Fisher scored the game-winner at 10:21 of the third...Selanne extended his goal streak to three games (4-0=4) and became the Ducks' all-time postseason leader in appearances in the contest (74 GP)...**Corey Perry** had his second straight multi-point game (0-2=2) while **Saku Koivu** extended his assist streak to three games (0-3=3)...**Ray Emery** stopped 33-of-37 shots in the loss.

PP: 1-2 PK: 1-6 SF: 16 SA: 37

TOI: Perry (25:34)

Three Stars: 1. Fisher 2. Selanne 3. Erat

### GAME 4 (APRIL 20, 2011) - ANAHEIM 6 @ NASHVILLE 3

Going into the third period with the game tied at 3-3, the Ducks' offense exploded for three goals in the final frame, winning Game 4 of the series by a score of 6-3...the club's six goals tied the franchise record for goals in a postseason game (also six goals on May 25, 2006 in Game 4 of the WCF @ EDM (6-3) & on June 6, 2007 in Game 5 of the SCF vs. OTT (6-2))...**Corey Perry's** shorthanded goal (first postseason career SHG) at 1:17 of the third served as the game-winner...the Ducks jumped out to an early lead with goals 33 seconds apart in the first period by **Cam Fowler** (PP) and **Saku Koivu** (EV)...Nashville answered with two goals of their own, but **Teemu Selanne** scored a goal in his fourth straight game on the power play to give the Ducks another one-goal edge at 11:41 of the second...the Predators scored again just over two minutes later to make it 3-3...after Perry's SHG, **Ryan Getzlaf** (EV) and **Brandon McMillan** (EV) scored insurance goals at 4:51 and 6:46 of the third, respectively...Perry (1-2=3), Fowler (1-1=2), Getzlaf (1-1=2) and McMillan (1-1=2) each had multi-point nights, with McMillan's serving as the first two points of his postseason career...**Lubomir Visnovsky**, **Todd Marchant** and **Jason Blake** each recorded single assists...**Ray Emery** stopped 19-of-22 shots for his 20th career postseason win.

PP: 2-6 PK: 1-5 SF: 38 SA: 22

TOI: Perry (26:49)

Three Stars: 1. Perry 2. Getzlaf 3. Fowler

### GAME 5 (APRIL 22, 2011) - ANAHEIM 3 VS. NASHVILLE 4 OT

The Ducks were unable to hold a 3-2 lead in the third period, and with just over 36 seconds remaining in regulation, the Predators tied the game and went on to win in OT on Jerred Smithson's goal...after Nashville jumped out to a 1-0 lead in the first, **Jason Blake** responded with a PPG at 13:39 of the second period...**Bobby Ryan** made it 2-1 with a highlight-reel goal just 40 seconds into the third...after Nashville tied it up, Blake scored again at 14:16 of the third, his second career multi-goal game (also Apr. 10, 2004 w/NYI @ TB in Game 2 of the CQF)...Shea Weber tied it for the Predators with 36 seconds remaining in regulation...**Teemu Selanne** (5-1=6) and **Saku Koivu** (1-5=6) both extended their point streaks to five games, with Selanne picking up one assist and Koivu earning two...**Luca Sbisa** earned his first postseason assist on Blake's first goal...**Ray Emery** stopped 33-of-37 shots in the loss.

PP: 1-2 PK: 0-2 SF: 26 SA: 37

TOI: Perry (26:49)

Three Stars: 1. Smithson 2. Blake 3. Ryan

### GAME 6 (APRIL 24, 2011) - ANAHEIM 2 @ NASHVILLE 4

The Ducks were eliminated from the 2011 NHL Playoffs with a 4-2 loss to the Predators in Game 6 of the CQF at Bridgestone Arena...for the first time in the series, the team scoring first did not go on to win as **Teemu Selanne** scored at 10:22 of the first period...the goal was Selanne's sixth of the series to match a club record (also Jeffrey Lupul vs. Colorado in 2006 CSF)...**Jason Blake** also scored his third of the playoffs to even the score at 2-2 late in the second period...Nashville would go on to score twice in the third to hand Anaheim its third opening-round playoff loss in franchise history...**Bobby Ryan**, **Saku Koivu** and **Lubomir Visnovsky** all picked up single assists on the Selanne and Blake goals...**Ray Emery** turned away 26-of-29 shots in the decisive setback.

PP: 1-2 PK: 1-4 SF: 27 SA: 30

TOI: Getzlaf (27:22)

Three Stars: 1. Spaling 2. Tootoo 3. Rinne

# 2009 DUCKS PLAYOFF STATS

POS	NO.	PLAYER	GP	TOI	G	A	PTS	+/-	PIM	PP	SH	GW	OT	S	PCTG
C	15	RYAN GETZLAF	13	24:08	4	14	18	3	25	1	0	0	0	25	16.0
R	10	COREY PERRY	13	21:59	8	6	14	2	36	2	0	1	0	41	19.5
D	27	SCOTT NIEDERMAYER	13	26:17	3	7	10	0	11	3	0	2	0	32	9.4
D	25	CHRIS PRONGER	13	27:12	2	8	10	4	12	1	0	0	0	27	7.4
R	9	BOBBY RYAN	13	19:40	5	2	7	0	0	2	0	1	0	49	10.2
R	8	TEEMU SELANNE	13	15:08	4	2	6	-2	4	2	0	1	0	31	12.9
D	19	RYAN WHITNEY	13	21:33	1	5	6	-1	9	1	0	0	0	9	11.1
C	20	RYAN CARTER	10	12:14	2	3	5	0	0	1	0	0	0	18	11.1
L	18	DREW MILLER	13	16:08	2	1	3	1	2	0	0	1	0	23	8.7
D	34	JAMES WISNIEWSKI	12	20:22	1	2	3	0	10	0	0	0	0	16	6.3
C	48	ANDREW EBBETT	13	13:11	1	2	3	-1	8	0	0	0	0	16	6.3
L	44	ROB NIEDERMAYER	13	16:13	0	3	3	1	12	0	0	0	0	7	.0
C	22	TODD MARCHANT	13	19:55	1	1	2	0	16	0	0	1	1	18	5.6
C	26	ERIK CHRISTENSEN	8	10:37	0	2	2	-1	0	0	0	0	0	10	.0
R	13	MIKE BROWN	13	8:27	0	2	2	0	25	0	0	0	0	6	.0
D	23	FRANCOIS BEAUCHEMIN	13	21:24	1	0	1	1	15	0	0	0	0	9	11.1
D	53	BRETT FESTERLING	1	14:34	0	0	0	-1	0	0	0	0	0	0	.0
L	12	JOSH GREEN	5	5:53	0	0	0	0	0	0	0	0	0	2	.0
R	16	GEORGE PARROS	7	5:32	0	0	0	0	9	0	0	0	0	5	.0
C	17	PETTERI NOKELAINEN	9	8:42	0	0	0	-1	2	0	0	0	0	2	.0
D	21	SHELDON BROOKBANK	13	11:12	0	0	0	-1	18	0	0	0	0	3	.0

SW#	GOALTENDER	GPI	MINS	AVG	W	L	EN	SO	GA	SA	SV%	G	A	PIM
35	JEAN-SEBASTIEN GIGUERE 1	17	.00	0	0	1	0	0	61.000	0	0	0	0	0
1	JONAS HILLER	13	807	2.23	7	6	1	2	30	524	.943	0	0	0
<b>ANA GOALTENDING TOTALS</b>		<b>13</b>	<b>827</b>	<b>2.32</b>	<b>7</b>	<b>6</b>	<b>2</b>	<b>2</b>	<b>32</b>	<b>532</b>	<b>.940</b>	<b>0</b>	<b>0</b>	<b>0</b>

The Anaheim Ducks earned their franchise-record fourth consecutive trip to the Stanley Cup Playoffs in 2008-09, finishing second in the Pacific Division and eighth in the Western Conference with a 42-33-7 record for 91 points. The Ducks opened the postseason against the NHL's top team in the regular season, the San Jose Sharks. The series marked just the second NHL playoff meeting between two California teams and the first since the 1969 Western Conference Quarterfinals when the Los Angeles Kings beat the Oakland Seals in seven games. With a 4-2 series win over San Jose, the Ducks became the fifth team to upset the NHL's best regular season team (by standings points) in the first round since the Expansion Era began (1967-68). The Ducks were also just the 11th team in NHL history to defeat a team who earned 110-or-more standings points during the regular season in the first round. With the series victory, Anaheim advanced to the second round to face Detroit for the fifth time in franchise history. The Ducks stretched the Western Conference Semifinals to seven games before falling short in Game 7 at Detroit. Center **Ryan Getzlaf** led the team in postseason scoring with 4-14=18 points while goaltender **Jonas Hiller** posted a 7-6 record with two shutouts, a 2.23 GAA and .943 SV% in his Stanley Cup Playoff debut.

# 2009 DUCKS PLAYOFF NOTES



## WESTERN CONFERENCE QUARTERFINALS

### GAME 1 (APRIL 16, 2009) - ANAHEIM 2 @ SAN JOSE 0

The Ducks were able to shut down the Sharks' potent power play (stopping all six attempts) and scored an extra-man marker of their own en route to 2-0 shutout in Game 1...it was the club's first postseason shutout since May 30, 2007 in Game 2 of the Stanley Cup Final vs. Ottawa (1-0)...it was also the club's first road shutout in the Stanley Cup Playoffs since May 3, 2006 in the series deciding Game 7 of the Conference Quarterfinal Series at Calgary (3-0)...defenseman **Scott Niedermayer** broke the scoreless tie at 5:18 of the third period on the club's third power play attempt of the game...center **Ryan Getzlaf** and defenseman **Ryan Whitney** (first playoff point as a Duck) picked up the assists...it was Niedermayer's seventh career postseason game-winning goal and his fourth with Anaheim...after coming out of the penalty box for elbowing, Getzlaf scored a goal on a pass from right wing **Mike Brown** to provide an insurance goal for the Ducks, making the score 2-0...it was Brown's first career postseason point...in his Stanley Cup Playoffs debut, goaltender **Jonas Hiller** stopped all 35 shots he faced for the shutout...he was first goalie in over five years to post a shutout in his postseason debut.

PP: 1-4 PK: 0-6 SF: 35 SA: 17

TOI: S. Niedermayer (24:42)

Three Stars: 1. Hiller 2. Getzlaf 3. Marchant

### GAME 2 (APRIL 19, 2009) - ANAHEIM 3 @ SAN JOSE 2

The Ducks took a two games-to-none lead in their Western Conference Quarterfinal series against the San Jose Sharks with a 3-2 victory at HP Pavilion...with a six-for-six performance in Game 2, the Ducks improved to a perfect 12-for-12 on the penalty kill against the Sharks...all three Ducks goal scorers had begun the season in Iowa (AHL)...right wing **Bobby Ryan** opened the scoring at the 3:45 mark of the first period, beating Evgeni Nabokov with a second-attempt effort on the power play...after Ryan Clowe scored San Jose's first goal of the postseason early in the second, the Ducks reclaimed the lead on center **Andrew Ebbett's** go-ahead goal at 9:44 of the third...left wing **Drew Miller** collected the game-winner at 13:17 of the third, making a winner out of starting goaltender **Jonas Hiller**, who stopped 42-of-44 shots for his second consecutive win...six Ducks recorded single assists in the victory, including right wing **Teemu Selanne**, center **Erik Christensen**, left wing **Rob Niedermayer**, and defensemen **Scott Niedermayer**, **James Wisniewski** and **Ryan Whitney**.

PP: 1-2 PK: 0-6 SF: 26 SA: 44

TOI: S. Niedermayer (26:51)

Three Stars: 1. Hiller 2. Cheechoo 3. S. Niedermayer

### GAME 3 (APRIL 21, 2009) - ANAHEIM 3 VS. SAN JOSE 4

The Western Conference Quarterfinal series shifted to Southern California for Game 3 but despite the change of location, the visiting team came away with the win for the third consecutive game...the San Jose Sharks earned their first win of the series with a 4-3 victory over the Ducks at Honda Center, reducing Anaheim's lead in the series to two games to one...San Jose opened the scoring early in the first for its first lead of the series and never trailed in the game...Anaheim tied the game on three separate occasions before Patrick Marleau scored the game-winning goal at 10:33 of the third...the final score marked the first career playoff loss for goaltender **Jonas Hiller**, who turned away 31-of-35 shots...right wing **Bobby Ryan** and defensemen **Chris Pronger** and **James Wisniewski** all scored their first goals of the 2009 playoffs while center **Ryan Getzlaf** and defenseman **Ryan Whitney** each earned an assist.

PP: 1-4 PK: 2-3 SF: 30 SA: 35

TOI: S. Niedermayer (26:21)

Three Stars: 1. Boyle 2. Pronger 3. Blake

### GAME 4 (APRIL 23, 2009) - ANAHEIM 4 VS. SAN JOSE 0

Right wing **Bobby Ryan** became the second rookie in franchise history

to score two goals in a playoff game while goaltender **Jonas Hiller** posted his second career postseason shutout as the Ducks blanked the Sharks, 4-0...the shutout marked the Ducks' first home shutout in the postseason since May 30, 2007 in Game 2 of the SCF vs. OT...Ryan scored the Ducks' opening two goals of the game, with the first accounting for the game-winner...the only other Ducks rookie to score two goals in a playoff game was defenseman **Francois Beauchemin** in Game 3 of the CQF, Apr. 25, 2006 vs. CGY...Ryan's linemates, center **Ryan Getzlaf** (0-2=2) and **Corey Perry** (1-1=2) also had multiple-point nights...defenseman **Ryan Whitney** collected an assist on Ryan's first goal, extending his point streak to four consecutive games, which co-lead the NHL at the conclusion of the game...defenseman **Chris Pronger**, left wing **Rob Niedermayer** and center **Todd Marchant** each tallied a helper in the game...left wing **Drew Miller** scored his second career playoff goal, an empty-netter with 41 seconds remaining on the clock...Hiller was perfect in net, stopping all 31 shots he faced...the Ducks were also perfect on the penalty kill for the third game of the series.

PP: 0-4 PK: 0-2 SF: 26 SA: 31

TOI: C. Pronger (25:00)

Three Stars: 1. Ryan 2. Hiller 3. Wisniewski

### GAME 5 (APRIL 25, 2009) - ANAHEIM 2 @ SAN JOSE 3 OT

The San Jose Sharks reduced the Ducks' Western Conference Quarterfinal series lead to one game with a 3-2 overtime victory in Game 5 at HP Pavilion, the first overtime contest of the series...holding true to form, the team to score first improved to 5-0 while the home team won its second straight after the visitors took the first three games of the series...the Sharks jumped out to a 2-0 lead with goals by Joe Thornton and Devin Setoguchi in the first and second periods, respectively...the Ducks responded with a two-goal third period to force overtime...center **Ryan Carter** got Anaheim on the scoreboard with his first career playoff goal (Nabokov) 55 seconds in the third before right wing **Corey Perry** tied the game with his second of the playoffs at 4:42 of the third...defenseman **Scott Niedermayer** (0-2=2) and centers **Ryan Getzlaf** (0-1=1) and **Andrew Ebbett** (0-1=1) drew assists on the third-period goals...the teams went scoreless through the remainder of regulation, pushing the game to OT...Patrick Marleau held off elimination for the Sharks with his game-winner at 6:02 of OT...in a tough-luck loss, goaltender **Jonas Hiller** stopped 45-of-48 shots in his first career postseason overtime game.

PP: 0-3 PK: 1-3 SF: 25 SA: 48

TOI: R. Whitney (28:11)

Three Stars: 1. Marleau 2. Thornton 3. S. Niedermayer

### GAME 6 (APRIL 27, 2009) - ANAHEIM 4 VS. SAN JOSE 1

The Ducks broke a scoreless tie at 13:03 of the second period, followed by two more unanswered goals to defeat the Sharks in Game 6 of the CQF and advance to the CSF...right wing **Corey Perry** put the Ducks on the board with a power play goal to tie the game at 12:33 of the first period...right wing **Teemu Selanne** scored a power play goal at 13:03 of the second, which would prove to be the game-winner...it was the 10th postseason game-winner of his career and first since May 20, 2007 in Game 5 of the WCF at Detroit...defenseman **Francois Beauchemin** scored his first goal of the postseason just 1:23 after Selanne's marker...center **Ryan Getzlaf** scored at 17:06 of the third to add another insurance goal...Getzlaf completed the "Gordie Howe hat trick," collecting an assist on Perry's goal while also squaring off against San Jose center Joe Thornton just two seconds into the contest...defenseman **Chris Pronger** added two assists while defenseman **Scott Niedermayer**, centers **Mike Brown** and **Ryan Carter** and left wingers **Rob Niedermayer** and **Drew Miller** each notched a single assist...the Ducks scored on the power play for the fourth game in the series...goaltender **Jonas Hiller** won his fourth career postseason game, stopping 36-of-37 shots.

PP: 2-5 PK: 1-4 SF: 32 SA: 37

TOI: S. Niedermayer (27:59)

Three Stars: 1. Hiller 2. Pronger 3. S. Niedermayer

# 2009 DUCKS PLAYOFF NOTES

## WESTERN CONFERENCE SEMIFINALS

### GAME 1 (MAY 1, 2009) - ANAHEIM 2 @ DETROIT 3

Detroit's Nicklas Lidstrom scored the second of his two goals with just 49 seconds remaining in the game, breaking the 2-2 tie and giving the Red Wings a 3-2 win and 1-0 series lead at Joe Louis Arena...the loss moved Anaheim's lifetime postseason record in Detroit to 4-6...right wing **Cory Perry** gave the Ducks an early one-goal lead, putting the club on the board at 7:28 of the first period...Perry extended his goal streak to four games...following two Detroit goals, right wing **Teemu Selanne** scored a power play goal for the Ducks with just 17 seconds remaining in the second, sending the two clubs into the dressing room with a 2-2 tie at intermission...in his 50th career postseason contest, center **Ryan Getzlaf** collected assists on both Anaheim goals, extending his assist streak to five games...he also led the club in TOI with 27:55...defenseman **Chris Pronger** also registered assists on both the Perry and Selanne goals...goaltender **Jonas Hiller** was handed the tough-luck loss, stopping 34-of-37 shots on net.

PP: 1-3 PK: 2-6 SF: 24 SA: 37

TOI: R. Getzlaf (27:55)

Three Stars: 1. Lidstrom 2. Franzen 3. Getzlaf

### GAME 2 (MAY 3, 2009) - ANAHEIM 4 @ DETROIT 3 3OT

Center **Todd Marchant** broke a 3-3 tie in the third overtime period to propel the Ducks to a 4-3 victory over the Red Wings at Joe Louis Arena in Game 2 of the Western Conference Semifinals...Marchant's second career playoff overtime goal evened the series at a game apiece as Anaheim won its fifth consecutive overtime game against Detroit...the contest marked the longest game in Anaheim since Game 1 of the CSF at Dallas on Apr. 24, 2003 (W, 4-3 in 5 OT) and third triple overtime game against the Red Wings...goaltender **Jonas Hiller** stopped 59-of-62 shots, marking the most saves by an Anaheim netminder since J.S. Giguere made 63 stops in Game 1 of the CQF on Apr. 10, 2003 at Detroit...the game opened with Anaheim and Detroit scoring twice in the first period as center **Ryan Getzlaf** and defenseman **Chris Pronger** netted goals for the Ducks...center **Ryan Carter** gave Anaheim a 3-2 lead with a power play goal at 4:42 of the second before Detroit forced overtime with Johan Franzen's game-tying goal at 5:19 of the third...after two scoreless overtime periods, Marchant ended the drama at 1:15 of the third extra frame, the lone assist going to defenseman **James Wisniewski**...Getzlaf led all skaters with 1-2=3 points while right wing **Cory Perry** recorded the only other multiple-point game with a pair of assists (0-2=2)...defenseman **Scott Niedermayer** (0-1=1) and right wing **Bobby Ryan** (0-1=1) also earned assists in the victory...Pronger paced all skaters with 46:21 TOI.

PP: 2-4 PK: 1-3 SF: 46 SA: 62

TOI: C. Pronger (46:21)

Three Stars: 1. Hiller 2. Franzen 3. Pronger

### GAME 3 (MAY 5, 2009) - ANAHEIM 2 VS. DETROIT 1

Returning to Honda Center for Game 3 of the Western Conference Semifinals, the Ducks edged the Red Wings, 2-1, to take a 2-1 lead in the best-of-7 series...goaltender **Jonas Hiller** turned in another strong playoff performance, stopping 45-of-46 shots for his second consecutive win and sixth of the playoffs...Hiller faced 11 shots in the first period, 17 in the second and 18 in the third, allowing only a Henrik Zetterberg power play goal at 14:20 of the middle frame...right wing **Teemu Selanne** opened the scoring at 12:49 of the first, converting on a breakout pass from center **Ryan Carter**, who collected his second assist of the playoffs...defenseman **Scott Niedermayer's** power play goal at 8:16 of the second marked his eighth career playoff game-winner, tied for second all-time among defensemen in the postseason...center **Ryan Getzlaf** and defenseman **Chris Pronger** drew assists on the Niedermayer goal.

PP: 1-4 PK: 1-5 SF: 23 SA: 46

TOI: C. Pronger (26:55)

Three Stars: 1. Hiller 2. Pronger 3. Zetterberg

### GAME 4 (MAY 7, 2009) - ANAHEIM 4 VS. DETROIT 6

Fueled by two-goal outings from center Johan Franzen and right wing Marian Hossa, the Red Wings defeated the Ducks, 6-3, at Honda Center to even the Western Conference Semifinals at two games apiece...Anaheim right wing **Cory Perry** opened the scoring at 0:42 of the first

period, tying a franchise postseason record for the fastest goal scored to start a game (Petr Sykora scored 42 seconds into Game 5 of the 2003 Stanley Cup Final, June 5, 2003 at New Jersey)...Franzen scored twice in the latter half of the period as Detroit would not trail for the remainder of the night...Perry, who scored his second goal of the game at 11:03 of the second period, finished with a playoff career-high 2-1=3 points and his first career postseason multiple-goal game...defenseman **Scott Niedermayer** also scored for Anaheim at 10:03 of the third, marking his team-leading third power play goal of the playoffs...center **Ryan Getzlaf** (0-2=2) added a pair of assists and defenseman **Chris Pronger** (0-1=1) added a single helper in the setback...goaltender **Jonas Hiller** turned away 28-of-33 shots before being relieved by **J.S. Giguere**, who stopped all six shots in his 2009 playoff debut...the game drew a club-record 17,601 fans, besting the previous mark of 17,597 set on Jan. 2, 2009 vs. Philadelphia.

PP: 1-3 PK: 1-5 SF: 28 SA: 40

TOI: S. Niedermayer (24:59)

Three Stars: 1. Franzen 2. Hossa 3. Perry

### GAME 5 (MAY 10, 2009) - ANAHEIM 1 @ DETROIT 4

With a 4-1 defeat in Game 5 of the Western Conference Semifinals at Joe Louis Arena, the Ducks lost their second consecutive game to the Red Wings to fall behind in the best-of-7 series three games to two...after a scoreless first period, Detroit erupted for two goals 39 seconds apart in the second courtesy of Johan Franzen and Jiri Hudler...at 15:57 of the second, defenseman **Ryan Whitney** scored his first goal as a Duck on the power play to bring Anaheim back to within one of Detroit...centers **Eric Christensen** and **Andrew Ebbett** drew assists on Whitney's goal...the Ducks would not find the back of the net again despite several quality scoring chances against Detroit netminder Chris Osgood...Anaheim goaltender **Jonas Hiller** stopped 34-of-37 shots, including 15 in the second, in the tough-luck loss...the Ducks went a perfect three-for-three on the penalty kill for the first time in the series.

PP: 1-3 PK: 0-3 SF: 17 SA: 38

TOI: C. Pronger (26:30)

Three Stars: 1. Zetterberg 2. Ericsson 3. Datsyuk

### GAME 6 (MAY 12, 2009) - ANAHEIM 2 VS. DETROIT 1

The Ducks forced the series to a decisive Game 7 with a 2-1 victory at Honda Center...top-liners **Ryan Getzlaf** and **Cory Perry** figured in on each of the goals...on the first goal, Getzlaf tipped in the puck off a deflection from Perry on the power play...on the second goal, Perry tipped the puck in the net off a shot by Getzlaf from the blueline...defenseman **Scott Niedermayer** also registered an assist on the Getzlaf goal while right wing **Bobby Ryan** notched a helper on Perry's game-winner...it was Perry's second career GWG (also in Game 3 of the CSF, Apr. 29, 2007 @ VAN) and the first of 2009...the club held the Red Wings scoreless for 56:25 until Detroit's Johan Franzen scored a goal at 17:35 of the third period on the power play...**Jonas Hiller** stopped 38-of-39 shots for his fifth game of the postseason in which he allowed one-goal-or-less...the Ducks improved their lifetime Game 6 record to 7-1 and a perfect 6-0 at home.

PP: 1-5 PK: 1-4 SF: 28 SA: 39

TOI: C. Pronger (26:36)

Three Stars: 1. Hiller 2. Getzlaf 3. S. Niedermayer

### GAME 7 (MAY 14, 2009) - ANAHEIM 3 @ DETROIT 4

Detroit's Dan Cleary scored the game- and series-winning goal with three minutes left in regulation as the Ducks were eliminated from the Stanley Cup Playoffs with a 4-3 loss to the Red Wings in Game 7 of the CSF at Joe Louis Arena...Anaheim rallied from 2-0 and 3-1 deficits with goals from right wings **Teemu Selanne**, **Cory Perry** and **Bobby Ryan**...Ryan's goal at the 7:37 mark of the third period tied the game at 3-3, erasing a Detroit lead that had stood since 15:53 of the first...goaltender **Jonas Hiller** was once again strong in net for the Ducks with 36 saves on 40 shots, including 17 in the first period...Perry, Selanne, center **Ryan Carter** and defensemen **Scott Niedermayer**, **Chris Pronger** and **Ryan Whitney** all drew single assists in the setback, Anaheim's third Game 7 defeat in franchise history.

PP: 1-5 PK: 1-5 SF: 27 SA: 40

TOI: C. Pronger (28:23)

Three Stars: 1. Cleary 2. Helm 3. Selanne

# 2008 DUCKS PLAYOFF STATS



POS	NO.	PLAYER	GP	TOI	G	A	PTS	+/-	PIM	PP	SH	GW	OT	S	PCTG
D	25	CHRIS PRONGER	6	24:13	2	3	5	-1	12	2	0	1	0	12	16.7
C	15	RYAN GETZLAF	6	20:29	2	3	5	-2	6	1	0	0	0	14	14.3
R	8	TEEMU SELANNE	6	19:34	2	2	4	-1	6	2	0	1	0	20	10.0
R	10	COREY PERRY	3	14:54	2	1	3	1	8	0	0	0	0	7	28.6
C	22	TODD MARCHANT	6	17:39	2	0	2	1	0	0	0	0	0	8	25.0
D	21	SEAN O'DONNELL	6	15:31	1	1	2	3	2	0	0	0	0	3	33.3
L	32	TRAVIS MOEN	6	14:08	1	1	2	-1	2	0	0	0	0	4	25.0
D	27	SCOTT NIEDERMAYER	6	24:24	0	2	2	-2	4	0	0	0	0	7	.0
R	4	TODD BERTUZZI	6	14:14	0	2	2	-2	14	0	0	0	0	11	.0
L	14	CHRIS KUNITZ	6	18:30	0	2	2	-2	8	0	0	0	0	14	.0
D	11	MATHIEU SCHNEIDER	6	20:29	1	0	1	-3	8	0	0	0	0	7	14.3
C	39	DOUG WEIGHT	5	7:38	0	1	1	1	4	0	0	0	0	2	.0
D	40	KENT HUSKINS	6	14:34	0	1	1	-3	2	0	0	0	0	2	.0
R	16	GEORGE PARROS	1	2:42	0	0	0	0	0	0	0	0	0	0	.0
C	44	ROB NIEDERMAYER	2	13:46	0	0	0	-1	0	0	0	0	0	1	.0
C	17	BRIAN SUTHERBY	5	5:28	0	0	0	0	2	0	0	0	0	3	.0
L	24	BRAD MAY	6	6:55	0	0	0	1	4	0	0	0	0	6	.0
C	26	SAMUEL PAHLSSON	6	18:18	0	0	0	1	0	0	0	0	0	5	.0
D	23	FRANCOIS BEAUCHEMIN	6	21:01	0	0	0	2	26	0	0	0	0	4	.0
C	20	*RYAN CARTER	6	11:02	0	0	0	-2	6	0	0	0	0	6	.0

SW#	GOALTENDER	GPI	MINS	AVG	W	L	EN	SO	GA	SA	SV%	G	A	PIM
35	JEAN-SEBASTIEN GIGUERE	6	358	3.18	2	4	1	0	19	187	.898	0	1	0
<b>ANA GOALTENDING TOTALS</b>		<b>6</b>	<b>360</b>	<b>3.33</b>	<b>2</b>	<b>4</b>	<b>1</b>	<b>0</b>	<b>20</b>	<b>188</b>	<b>.894</b>	<b>0</b>	<b>1</b>	<b>0</b>

\* = Rookie



# 2008 DUCKS PLAYOFF NOTES

The Anaheim Ducks completed the 2007-08 regular season with a mark of 47-27-8 record for 102 points, finishing second in the Pacific Division and fourth in the Western Conference. The Ducks advanced to the NHL Playoffs for a franchise-record third consecutive season and faced the fifth-seed Dallas Stars for the second time in club postseason history. Holding home ice advantage, Anaheim lost Games 1 and 2 at Honda Center before earning its first win in Game 3 at American Airlines Center. A Game 4 loss in Dallas forced the Ducks into a must-win situation for the remainder of the series. Anaheim responded with a convincing victory in Game 5 before the 77th consecutive sellout at Honda Center but was eventually eliminated with a Game 6 loss in Dallas. It was just the second first-round exit in six NHL Playoffs for the Ducks and the first since the 1999 postseason. Center **Ryan Getzlaf** and defenseman **Chris Pronger** finished tied for the team scoring lead with 2-3=5 points each while right wing **Teemu Selanne** finished third with 2-2=4 points.

## WESTERN CONFERENCE QUARTERFINALS

### GAME 1 (APRIL 10, 2008) - ANAHEIM 0 VS. DALLAS 4

Special teams won the game for Dallas, scoring four power play goals as the Ducks fell to the Stars, 4-0, in Game 1 of the Western Conference Quarterfinals...Dallas forwards Steve Ott, Loui Eriksson, Jere Lehtinen and Brenden Morrow scored a power play goal each...Morrow also picked up two assists for a three-point game...both Mike Ribeiro and Stephane Robidas each earned two assists...Stars goaltender Marty Turco stopped all 23 Ducks shots...**J.S. Giguere** turned away 33-of-37 shots in the loss...**Bobby Ryan** made his NHL career postseason debut, recording one shot with 13:13 TOI...**Scott Niedermayer** had a game-high 24:45 TOI.

PP: 0-3 PK: 4-7 SF: 23 SA: 37

TOI: S. Niedermayer (24:45)

Three Stars: 1. Ribeiro 2. May 3. Turco

### GAME 2 (APRIL 12, 2008) - ANAHEIM 2 VS. DALLAS 5

The Stars jumped out to an early 2-0 lead, but the Ducks answered back as **Teemu Selanne** scored a power play goal at 3:41 of the first period...**Scott Niedermayer** and **Ryan Getzlaf** notched the assists on the Selanne goal...**Travis Moen** evened the score with an even-strength goal at 16:19 of the second with **Todd Bertuzzi** earning the single assist...the Ducks failed to capitalize on two early third-period power play attempts...Mike Modano scored the eventual game-winner for the Stars on the power play at 5:47 of the third...Brad Richards followed with another goal less than a minute later to extend the Stars lead to two goals...Loui Eriksson scored the Stars' fifth and final goal at 14:36 of the third...**J.S. Giguere** stopped 25-of-30 shots in the loss.

PP: 1-6 PK: 2-6 SF: 22 SA: 30

TOI: C. Pronger (25:02)

Three Stars: 1. Richards 2. Getzlaf 3. Ribeiro

### GAME 3 (APRIL 15, 2008) - ANAHEIM 4 @ DALLAS 2

The Ducks became contenders in the series, cutting the Stars' lead to two games to one with a 4-2 victory in Game 3 of the CQF...**Todd Marchant** opened the scoring for the Ducks with a goal at 6:39 of the first period for his first postseason goal since Game 3 of the WCF, May 23, 2006 at Edmonton...**Travis Moen** and **Chris Pronger** assisted on Marchant's goal...**Ryan Getzlaf** scored an unassisted goal, his first of the 2008 postseason, at 10:09 of the first...Pronger scored his first of two goals on the power play at 14:31 of the first, giving the Ducks a 3-0 lead...**Todd Bertuzzi** and **Doug Weight** each earned assists...Pronger pushed the score to 4-0 with another power play tally at 5:34 of the second...**Teemu Selanne** and Getzlaf provided the helpers...it was the first multi-goal game of Pronger's postseason career and tied the club record for points in a playoff game by a defenseman (also a career high)...in addition, his two goals tied a club record for most goals by a defenseman in a postseason contest...**J.S. Giguere** stopped 31-of-33 shots in the victory.

PP: 2-4 PK: 2-7 SF: 15 SA: 33

TOI: S. Niedermayer (26:56)

Three Stars: 1. Pronger 2. Morrow 3. Giguere

### GAME 4 (APRIL 17, 2008) - ANAHEIM 1 @ DALLAS 3

All four of the game's goals were scored at even strength, as the Stars bested the Ducks, 3-1, in Game 4 of the CQF at American Airlines Center...after giving up a goal at 16:39 of the first period to Dallas' Joel Lundqvist, the score remained the same until 9:01 of the third period when Dallas' Stu Barnes put the Stars up, 2-0...Steve Ott added another Dallas goal at 17:17 of the third...**Mathieu Schneider** spoiled the Dallas shutout, scoring with 0:08 seconds remaining in the game...**Corey Perry**, returning for his first postseason contest after missing six weeks with a lacerated right quadriceps tendon, collected an assist on Schneider's goal...**Kent Huskins** also picked up an assist on the Ducks' lone goal, his second career postseason point...**J.S. Giguere** stopped 17-of-20 shots in the loss.

PP: 0-5 PK: 0-6 SF: 28 SA: 20

TOI: S. Niedermayer (25:32)

Three Stars: 1. Turco 2. Barnes 3. Modano

### GAME 5 (APRIL 18, 2008) - ANAHEIM 5 VS. DALLAS 2

Anaheim extended the series to a sixth game with a 5-2 victory at Honda Center...**Corey Perry** scored his first goal of the postseason at 8:25 of the first period, with **Sean O'Donnell** collecting the assist...the Ducks' next two goals were scored on the power play, with **Ryan Getzlaf** scoring at 11:03 of the second and **Teemu Selanne** (GWG) scoring at 0:48 of the third...O'Donnell added an insurance goal at 12:05 of the third, his first goal in the postseason since Game 3 of the WCF, May 23, 2006 at Edmonton...he also established a career high for points in a postseason contest (1-1=2)...**Chris Pronger** and **Chris Kunitz** each had a two-assist night while Getzlaf and Selanne also collected single assists...**Todd Marchant** scored his second goal of the postseason with an empty-netter at 18:36 of the third...**J.S. Giguere** earned his second victory of the 2008 playoffs, stopping 40-of-42 shots...the Ducks were perfect on the penalty kill, going 7-for-7...the club scored two power play goals for the second time in the series.

PP: 2-3 PK: 0-7 SF: 42 SA: 32

TOI: C. Pronger (27:14)

Three Stars: 1. Giguere 2. Selanne 3. Ribeiro

### GAME 6 (APRIL 20, 2008) - ANAHEIM 1 VS. DALLAS 4

The Ducks were eliminated from the 2008 NHL Playoffs with a 4-1 loss to the Stars in Game 6 of the CQF at American Airlines Center...**Corey Perry** opened the scoring with his second goal in as many games, successfully converting at the 2:11 mark of the second period...assists went to **Scott Niedermayer** and **J.S. Giguere**, who collected his first playoff point since the 2003 postseason...Dallas clinched the series victory with four goals in the third period, including tallies from Stephane Robidas, Stu Barnes, Loui Eriksson and Mike Modano...Giguere finished with 22 saves on 26 shots...the setback marked Anaheim's first opening-round loss since 1999.

PP: 0-3 PK: 2-5 SF: 18 SA: 26

TOI: S. Niedermayer (25:23)

Three Stars: 1. Robidas 2. Morrow 3. Barnes

# 2007 DUCKS PLAYOFF STATS



POS	NO.	PLAYER	GP	TOI	G	A	PTS	+/-	PIM	PP	SH	GW	OT	S	PCTG
C	15	RYAN GETZLAF	21	21:43	7	10	17	1	32	3	1	3	0	57	12.3
R	10	COREY PERRY	21	16:29	6	9	15	5	37	1	0	1	0	58	10.3
R	8	TEEMU SELANNE	21	19:07	5	10	15	1	10	0	0	2	1	60	8.3
D	25	CHRIS PRONGER	19	30:11	3	12	15	10	26	1	0	0	0	58	5.2
C	19	ANDY MCDONALD	21	18:37	10	4	14	6	10	5	0	0	0	64	15.6
L	32	TRAVIS MOEN	21	17:18	7	5	12	5	22	0	0	3	1	34	20.6
C	26	SAMUEL PAHLSSON	21	19:25	3	9	12	10	20	0	0	2	0	30	10.0
D	27	SCOTT NIEDERMAYER	21	29:50	3	8	11	2	26	1	0	2	2	42	7.1
C	44	ROB NIEDERMAYER	21	18:34	5	5	10	9	39	0	1	1	0	42	11.9
D	23	FRANCOIS BEAUCEMIN	20	30:33	4	4	8	2	16	4	0	0	0	58	6.9
R	17	*DUSTIN PENNER	21	14:04	3	5	8	4	2	0	0	2	0	37	8.1
L	14	CHRIS KUNITZ	13	17:47	1	5	6	1	19	0	0	0	0	28	3.6
C	22	TODD MARCHANT	11	15:44	0	3	3	-1	12	0	0	0	0	19	.0
D	5	RIC JACKMAN	7	6:04	1	1	2	2	2	1	0	0	0	2	50.0
D	21	SEAN O'DONNELL	21	20:20	0	2	2	8	10	0	0	0	0	13	.0
L	24	BRAD MAY	18	7:21	0	1	1	-1	28	0	0	0	0	14	.0
D	40	KENT HUSKINS	21	11:44	0	1	1	4	11	0	0	0	0	5	.0
C	13	MARK HARTIGAN	1	3:34	0	0	0	0	0	0	0	0	0	0	.0
D	34	*AARON ROME	1	11:01	0	0	0	-2	0	0	0	0	0	0	.0
R	46	JOE MOTZKO	3	3:54	0	0	0	0	2	0	0	0	0	2	.0
L	18	*ANDREW MILLER	3	6:59	0	0	0	1	2	0	0	0	0	3	.0
C	52	*RYAN CARTER	4	3:12	0	0	0	-1	0	0	0	0	0	0	.0
R	16	GEORGE PARROS	5	3:49	0	0	0	0	10	0	0	0	0	1	.0
R	38	*RYAN SHANNON	11	4:03	0	0	0	0	6	0	0	0	0	5	.0
L	45	SHAWN THORNTON	15	3:57	0	0	0	-3	19	0	0	0	0	5	.0
D	33	JOE DIPENTA	16	8:12	0	0	0	0	4	0	0	0	0	3	.0

SW#	GOALTENDER	GPI	MINS	AVG	W	L	T	EN	SO	GA	SA	SV %	G	A	PIM
35	J.S. GIGUERE	18	1067	1.97	13	4	0	1	35	451	.922	0	0	0	0
30	ILYA BRYZGALOV	5	267	2.25	3	1	0	0	10	128	.922	0	0	0	0
<b>ANA GOALTENDING TOTALS</b>		<b>21</b>	<b>1341</b>	<b>2.01</b>	<b>16</b>	<b>5</b>	<b>0</b>	<b>1</b>	<b>45</b>	<b>579</b>	<b>.922</b>				

\* = Rookie



# 2007 DUCKS PLAYOFF NOTES

## CUP IN CALIFORNIA

By securing their first Stanley Cup championship in franchise history, the Anaheim Ducks also became the first team from California to win the Stanley Cup...their appearance in the Final marked just the fifth time since 1926 that a West Coast team competed for the Stanley Cup (also Vancouver (1982 & 1994), Los Angeles (1993) & Anaheim (2003))...the Ducks were the first West Coast team to win the Stanley Cup since the 1925 Victoria Cougars and the first U.S. team to win it since the 1917 Seattle Metropolitans.

## KEEPING IT IN THE FAMILY

**Rob and Scott Niedermayer** were the first set of brothers to win the Stanley Cup together since Brent and Duane Sutter won with the 1983 New York Islanders (they also won Cup with Islanders in 1982)...they were the first set of brothers to compete on the same team in the Stanley Cup Final since Rich and Ron Sutter played for the Philadelphia Flyers in the 1985 Final vs. the Edmonton Oilers (lost)...the Niedermayers were also the first brother combination on opposing clubs to appear in the Stanley Cup Final since 1946 when they met in the 2003 Stanley Cup Final.

## YOUTH RAISE THE CUP

The 2007 Champions had the largest contingency of players (11) in their first or second NHL year on one Stanley Cup roster...the 1986 Montreal Canadiens are the only team that comes close to the Ducks number of first or second year players on a Stanley Cup winning roster with 10...below is a list of Ducks that were in their first or second NHL season that played in at least one game with the club during their playoff run:

<b>Ilya Bryzgalov</b>	<b>Drew Miller</b>
<b>Francois Beauchemin</b>	<b>Dustin Penner</b>
<b>Ryan Carter</b>	<b>Corey Perry</b>
<b>Ryan Getzlaf</b>	<b>Aaron Rome</b>
<b>Kent Huskins</b>	<b>Ryan Shannon</b>
<b>Chris Kunitz</b>	

## FOUR SCORE:

The Ducks were the first team since the 1989 Calgary Flames to have one player or fewer to have previously won the Stanley Cup...Scott Niedermayer was the only Ducks player who has previously won the Cup with the 1995, 2000 and 2003 New Jersey Devils...the 1989 Flames entered the Stanley Cup Final without a single player who had previously won a Cup.

## ROOKIES CHIP IN

The Ducks had five rookie players on their roster who competed in at least three 2007 playoff games...the last Stanley Cup championship team to have more than five rookies compete in at least three playoff games during a postseason run were the 1986 Montreal Canadiens, who had eight...below is a list of the rookies on the Ducks Stanley Cup winning roster that competed in at least three playoff games in 2007:

**Ryan Carter**  
**Kent Huskins**  
**Drew Miller**  
**Dustin Penner**  
**Ryan Shannon**

## WASTING LITTLE TIME

The Anaheim Ducks secured the Stanley Cup in just 21 games...with the 1992 Pittsburgh Penguins, the Ducks were the 5th (tied) fastest run to winning the Stanley Cup in NHL history since the best-of-seven series was implemented in 1987.

Year	Team	Record	Win Percentage
1988	Edmonton Oilers	16-2	.889
1993	Montreal Canadiens	16-4	.800
1997	Detroit Red Wings	16-4	.800
1995	New Jersey Devils	16-4	.800
<b>2007</b>	<b>Anaheim Ducks</b>	<b>16-5</b>	<b>.762</b>
1992	Pittsburgh Penguins	16-5	.762

## TOP FLIGHT OVER LAST FOUR YEARS

The Ducks advanced to the Conference Finals for the third time in the last four NHL seasons...no other team has advanced to the Conference Finals more than once over that span (since 2003 playoffs)...the Sabres and Senators advanced to the Conference Finals for the second time in four years...the Ducks were the ONLY team in the NHL to advance to the Stanley Cup Final twice in the previous four years.

YEAR	EASTERN CONFERENCE FINALS		WESTERN CONFERENCE FINALS		STANLEY CUP FINAL	
	Team	Team	Team	Team	Team	Team
2003	Ottawa	New Jersey	Anaheim	Minnesota	New Jersey	Anaheim
2004	Tampa Bay	Philadelphia	Calgary	San Jose	Tampa Bay	Calgary
2006	Carolina	Buffalo	Anaheim	Edmonton	Carolina	Edmonton
2007	Ottawa	Buffalo	Anaheim	Detroit	Ottawa	Anaheim



# 2007 DUCKS PLAYOFF NOTES



## FEELING AT HOME IN THE FINAL

The Ducks remain undefeated at home (7-0) in Stanley Cup Final contests and are 8-0 at home in series-clinching games (4-0 in 2007, 3-0 in 2003 and 1-0 in 1997).

## DUCKS IN THE POSTSEASON

For the first time in franchise history, the Ducks qualified for the Stanley Cup Playoffs in consecutive seasons... the club also qualified in 2006, 2003, 1999 and 1997...the Ducks have a win percentage of .603 in the Stanley Cup Playoffs with a 44-29 overall record.

## WINNING THE CLOSE ONES

The Ducks posted a 12-2 record in games decided by one goal...the club tied the NHL playoff record for the most one-goal victories in one postseason...the 2003 Mighty Ducks of Anaheim had 12 one-goal victories during their Stanley Cup Final run...the 1993 Montreal Canadiens also accomplished this feat as they went on to win the Stanley Cup...in addition, the Ducks were T-2nd in lead-changing, game-winning goals that occurred in the third period or overtime:

### GAME-WINNING GOALS IN THE THIRD PERIOD OR OVERTIME

Year	Team	3rd Period/OT Wins
1993	Montreal Canadiens	12
<b>2007</b>	<b>Anaheim Ducks</b>	<b>10</b>
1994	Vancouver Canucks	10
1999	Dallas Stars	10
2003	Mighty Ducks of Anaheim	10

## GETTING IT DONE AT HOME:

With their win vs. OTT in Game Five of the Stanley Cup Final, the Ducks won their 10th (10-2) game at home in the postseason and have an overall home record of 23-7 since the start of the 2003 Stanley Cup Playoffs...in addition, Anaheim is 8-0 in series-clinching games at home, including 4-0 in 2007 (3-0 in 2003, 1-0 in 1997).

## DUCKS AT PEAK PLAYOFF SPOT SINCE 2003

The Ducks have the most playoff wins (40) AND best playoff winning percentage (.690) in the NHL since the start of the 2003 post-season...below is a look at the top 10 playoff win totals in the NHL since 2003:

	GP	W	L	Win %
<b>Anaheim Ducks</b>	<b>58</b>	<b>40</b>	<b>18</b>	<b>.690</b>
Ottawa Senators	53	30	23	.566
New Jersey Devils	49	27	22	.551
Tampa Bay Lightning	45	24	21	.533
San Jose Sharks	39	22	17	.564
Calgary Flames	39	20	19	.512
Buffalo Sabres	33	20	13	.606
Philadelphia Flyers	37	19	18	.513
Edmonton Oilers	30	17	13	.566
Carolina Hurricanes	25	16	9	.640

## OVERTIME ON DUCKS SIDE

Since the 2003 Stanley Cup Playoffs, the Ducks have appeared in 15 postseason contests that have been decided in overtime...the club is 13-2 in those games, the most by any team since 2003...below is a look at the top six teams in the NHL with the most overtime playoff wins:

Team	GP	W	L	Win %
<b>Anaheim</b>	<b>15</b>	<b>13</b>	<b>2</b>	<b>.867</b>
Ottawa	11	7	4	.636
Colorado	9	6	3	.667
Calgary	9	6	3	.667
Buffalo	10	6	4	.600
Vancouver	11	6	5	.545

## GIGUERE OUTSTANDING IN OVERTIME

With the Ducks' overtime loss April 27 vs. VAN in Game Two of the Western Conference Semifinals, J.S. Giguere snapped his OT shutout streak at 197:52, which is the longest OT playoff minute shutout streak in NHL history...Giguere's streak began on April 10, 2003 in the CQF vs. DET when the Ducks edged the Red Wings, 2-1 in triple overtime...in 250:47 career postseason OT minutes, Giguere has a 0.24 GAA and .990 SV% (101-for-102)...with two OT wins in the CSF vs. VAN (May 1 and May 3) and two in the WCF vs. DET (May 13 and May 20), he is now 12-1 in his career in overtime (7-0 in 2003, 1-0 in 2006 and 4-1 in 2007)...Giguere is the only player to post a 12-1 record in OT in his first 13 career playoff OT games...in addition, Giguere's OT winning percentage (.923) is the highest for any goaltender with 10-plus OT decisions:

### BEST POSTSEASON OVERTIME RECORDS

(minimum of 10 overtime appearances)

PLAYER	Team	GP	W	L	WIN %
<b>Jean-Sebastien Giguere</b>	<b>ANA</b>	<b>13</b>	<b>12</b>	<b>1</b>	<b>.923</b>
Billy Smith	NYI	21	16	5	.762
Felix Potvin	TOR/LA	20	15	5	.750
Arturs Irbe	SJ/CAR	12	9	3	.750
Johnny Bower	TOR	11	8	3	.727

# 2007 DUCKS PLAYOFF NOTES

## FIGUIERE TOUGH TO BEAT

**J.S. Giguere** allowed two goals or less in 13 of his 18 appearances in the 2007 Stanley Cup Playoffs...he recorded a shutout on May 30 vs. OTT in Game Two of the SCF when he stopped all 16 shots he faced...it was his sixth career postseason shutout, with the previous five coming in the 2003 playoff campaign (most recent: June 2, 2003 vs. NJ in Game Four of the SCF, also a 1-0 victory)...he finished the postseason 4th in the NHL with a 1.97 GAA and T-5th in the NHL with a .922 SV%, stopping 416-of-451 shots...in addition, he successfully stopped the only penalty shot he faced during the 2007 postseason on June 6 vs. OTT (A. Vermette @ 7:23 of the third period)...he won 13 of his 17 starts, including four OT victories (May 3 vs. VAN, May 1 @ VAN, May 13 @ DET and May 20 @ DET) and stopped all shots he faced coming on in relief of Ilya Bryzgalov on April 17 @ MIN...Giguere has appeared in 45 career postseason contests, posting a 31-13 record, with a 1.96 GAA and .929 SV%.

## SWEDE SUCCESS FOR PAHLSSON

Center **Samuel Pahlsson**, not usually known as a scorer (8-18=26 in 2006-07 regular season) became a major contributor to the Ducks offense during the postseason...Pahlsson recorded 3-9=12 points in 21 playoff games and was T-6th on the team in scoring...he recorded the GWG in two of the Ducks last five wins of the postseason...he scored the lone goal for the Ducks in their Game Two victory of the SCF on May 30 vs. OTT...in addition, Pahlsson scored the game-winner in the Ducks' series-clinching Game Six of the WCF vs. DET on May 22...he also led the league in postseason faceoff wins (249) and hits (79).

## GETZLAF BREAKS THROUGH:

In just his second season, center **Ryan Getzlaf** was one of the more prolific scorers throughout the Ducks postseason run...he earned 7-10=17 points in 21 postseason contests, eclipsing his point total in the 2006 Stanley Cup Playoffs by 10 points (3-4=7)...Getzlaf led the club in scoring, was 2nd in goal scoring and 5th in the NHL in postseason scoring...in addition, he was T-2nd in the NHL in game-winning goals (3) and short-handed goals (1)...he also had a two-game goal streak (2-0=2) May 22-28 and scored three goals in the last six games (3-3=6)...Getzlaf collected 4-4=8 points in the last eight playoff games and 4-6=10 points in the last 11 games.

## S. NIEDERMAYER SHINES IN OT

On May 3 in the CSF, defenseman **Scott Niedermayer** scored the series-clinching OT goal against the Vancouver Canucks in the CSF...it was the first OT goal of his postseason career, while also holding the all-time regular season OT goal record among defensemen with 10...he added a second postseason OT goal, just 10 days after the first, on May 13 at Detroit in Game Two of the WCF (4-3 victory)...in addition, on May 20 in Game 5 of the WCF at Detroit, Niedermayer scored the game-tying goal with 48 seconds left before **Teemu Selanne** scored in OT to give the Ducks a crucial 2-1 victory...Niedermayer tied the record for most OT goals by a defenseman in one playoff year:

### MOST OVERTIME GOALS BY DEFENSEMAN IN ONE PLAYOFF YEAR

Year	Player	Team	Goals
2007	Scott Niedermayer	Anaheim	2
2002	Niclas Wallin	Carolina	2
1995	Chris Chelios	Chicago	2
1950	Leo Reise, Jr.	Detroit	2

## CHECKING LINE BECOMES SCORING LINE

The Ducks line combination of **Samuel Pahlsson-Rob Niedermayer-Travis Moen** was the Ducks checking line all season, but in addition to their defensive responsibilities, all three became prolific scorers in the postseason...the line combined for 15-19=31 points in 21 postseason games, including six GWGs...Moen recorded the game-winner in Game Five of the SCF on June 6 vs. OTT (also recorded the first two-goal game of his postseason career) and the OT goal in Game Four of the CSF on May 1 @ VAN...in addition, he also scored the game-winner in Game One of the SCF vs. OTT...Pahlsson had two game-winners (May 30 vs. OTT in Game Two of the SCF, 1-0 victory and May 22 vs. DET in Game Six of the WCF, 5-3 victory) and R. Niedermayer had one game-winner (Apr. 15 vs. MIN in Game Three of the CQF)...the trio recorded a combined +24 rating throughout the 2007 Stanley Cup Playoffs.

## PRONGER AT THE TOP OF HIS GAME

In 19 postseason contests, **Chris Pronger** scored 3-11=14 points, which tied for 2nd on the team and 2nd in the NHL among defensemen...he was also T-7th in overall scoring, T-4th in overall assists and T-3rd in power play assists...the 2007 Stanley Cup Playoffs marked the 11th year he appeared in the postseason and recorded his second-highest career point total (5-16=21 points with EDM in 2005-06)...in addition, he was 4th in the NHL in avg. TOI with 30:11/g.

## BATTLING BACK

On May 1 @ VAN, the Ducks rallied from a 2-0 deficit in the third period, to eventually take the game in overtime...it marked the first time the club had successfully battled back from a two-goal deficit to win in postseason history...Travis Moen scored the game-winner, just over two minutes into the first overtime, marking his first career OT goal in the playoffs...with the Ducks' OT win, teams in the 2007 playoffs with a two-goal lead at any point in the game went 42-4...the only teams to come back from a two-goal deficit in the postseason are Detroit and Ottawa...Detroit rallied from two goals down twice to eventually beat San Jose 3-2 on both occasions (April 28 @ DET and May 2 @ SJ)...Ottawa came back from a two-goal deficit to win in double OT, 4-3 against Buffalo (May 12 @ BUF).

## BROTHERS TEAMING UP WHEN IT COUNTS

Brothers **Scott** and **Rob Niedermayer** both had vital roles in three of the Ducks' playoff victories...on May 3 in their series-clinching game vs. Vancouver in the CSF, Rob's hit on Jannik Hansen helped to turn the puck over for Scott's OT goal against Roberto Luongo...on May 13 at Detroit in the WCF, Rob had the first assist on Scott's second OT goal in as many games...in Game One of the Stanley Cup Final on May 28 vs. Ottawa, both Rob and Scott assisted on **Travis Moen's** game-winning goal as the Ducks held onto a 3-2 victory.

# 2007 DUCKS PLAYOFF NOTES



## DEFENSE FIRST

The Ducks allowed just 45 goals in 21 2007 Stanley Cup Playoff games...the club allowed an average of 2.14 goals-per-game, good for 3rd in the NHL in the postseason.

## SHUTTING THE DOOR

The Ducks 2007 Stanley Cup Playoff record when...

Category	Record
When scoring two or more goals in a game	15-1
When opponents are held to less than 35 shots	14-3
When not allowing a power play goal	9-1
When scoring first	10-2

## SHARING THE LOAD

Defensemen **Francois Beauchemin** (30:33/g), **Chris Pronger** (30:11/g) and **Scott Niedermayer** (29:50/g) were 3rd, 4th and 5th, respectively, in the NHL in avg. TOI... the only other playoff team that had three players in the top 10 in avg. TOI was Vancouver (Ohlund, 6th; Biekse, 9th; Kesler, 10th), which was eliminated by Anaheim in the CSF on May 3.

## MAC'S BIG NIGHT

On April 25 vs. VAN, Ducks center **Andy McDonald** recorded his first career hat trick (regular or postseason)...in addition, it was the club's second playoff hat trick in franchise history...McDonald also added an assist for 3-1=4 points, tying the most points recorded by a Duck in playoff history...**Joffrey Lupul** scored 4-0=4 points on May 9, 2006 in the CSF vs. COL, recording the club's first-ever postseason hat trick and four-point game.

## KUNITZ PROVIDES SUPPORT

On April 25 vs. VAN, the Ducks scored three goals in the first period, the most in the opening session by the club in the 2007 postseason...left wing **Chris Kunitz** provided the assists on all three goals (0-3=3), marking the first time in club history a player has collected three assists in a single period in the playoffs.

## SELANNE BREAKS YET ANOTHER CLUB RECORD

On April 13 vs. MIN in Game Two of the CQF, **Teemu Selanne's** assist broke Paul Kariya's franchise record for career points in the postseason...he broke the club's playoff goals record May 23, 2006 @ EDM, scoring his 15th career postseason goal as a Duck.

## BEAUCHEMIN REPEATS FEAT

**Francois Beauchemin's** two goals April 13 vs. MIN marked the third time in club history a Ducks defenseman had scored two goals in a playoff game...Beauchemin has done it twice, also scoring two goals on April 25, 2006 vs. CGY (Game 3)...the only other Ducks defenseman to score two goals in a playoff game was **J.J. Daigneault**, who did so in Game Two of the CQF on April 18, 1997 vs. PHX.

## NIGHT OWLS

The Ducks' double-overtime, series-clinching win on May 3 vs. VAN in Game Five of the CSF was the club's seventh multiple-overtime game in club history...the Ducks have gone 4-3 in those seven games...the club's last multiple overtime game before May 3 came on April 27 in Game Two of the CSF vs. VAN (3-2, Cowan GWG).

## HATCHING HEAD COACHES IN ANAHEIM

Of the four teams that competed in the Western Conference Semifinals, three were led by coaches who received their NHL head coaching start in Anaheim...**Ron Wilson** (SJ) served as Anaheim's head coach from 1993-97, while **Mike Babcock** made his head coaching debut with the Ducks from 2002-04...**Randy Carlyle** has coached the Ducks for the past two seasons, helping the team advance to the Stanley Cup Playoffs in consecutive seasons for the first time in franchise history...Vancouver's head coach, **Alain Vigneault**, the only CSF coach to have not served in Anaheim, succeeded Carlyle as the head coach of the Manitoba Moose (AHL) in 2005...in addition, another Anaheim connection existed in the Stanley Cup Final...Ottawa head coach **Bryan Murray** was the head coach of the Ducks in 2001-2002, before taking over as GM of the club (2002-2004).

## PLAYOFF DEBUTS

On April 11 vs. MIN in Game 1 of the CQF, three Ducks made their career postseason debuts...**Mark Hartigan**, **George Parros** and **Kent Huskins** all took the ice for the first time in NHL postseason competition...the three players recorded a combined 17:42 of TOI and maintained an even plus/minus rating...**Ryan Shannon** made his postseason debut on April 13 vs. MIN...after two games as a healthy scratch, **Shawn Thornton** played in a postseason contest for the first time on April 15 @ MIN and went on to play in 15 games going scoreless with 19 PIM...after his recall on April 8, **Aaron Rome** made his postseason debut on April 17 @ MIN, logging 11:01 of ice time...**Drew Miller** appeared in his first playoff contest April 19 vs. MIN (2:15 TOI), which also happened to be his NHL debut, in addition, Miller played in Games One and Two of the SCF, going scoreless with a +1 rating and two PIM...**Ryan Carter** made his NHL career debut on May 17 vs. DET in Game Four of the WCF...he also appeared in Game Four of the SCF...**Joe Motzko** logged 6:16 of ice time and recorded three hits in his first career NHL playoff game on May 20 @ DET.

# 2006 DUCKS PLAYOFF STATS

POS	NO.	PLAYER	GP	TOI	G	A	PTS	+/-	PIM	PP	SH	GW	OT	S	PCTG
R	13	TEEMU SELANNE	16	17:55	6	8	14	0	6	1	0	2	0	53	11.3
C	22	TODD MARCHANT	16	17:33	3	10	13	14	14	0	0	0	0	26	11.5
R	15	JOFFREY LUPUL	16	16:43	9	2	11	9	31	1	0	1	1	62	14.5
D	27	SCOTT NIEDERMAYER	16	28:53	2	9	11	1	14	1	1	1	0	48	4.2
R	76	*DUSTIN PENNER	13	13:15	3	6	9	10	12	0	0	0	0	41	7.3
D	23	*FRANCOIS BEAUCHEMIN	16	27:26	3	6	9	0	11	3	0	0	0	35	8.6
C	19	ANDY MCDONALD	16	16:33	2	7	9	0	10	2	0	0	0	48	4.2
L	38	*CHRIS KUNITZ	16	12:30	3	5	8	-1	8	0	0	0	0	34	8.8
C	51	*RYAN GETZLAF	16	15:49	3	4	7	-3	13	2	0	1	0	38	7.9
D	24	RUSLAN SALEI	16	22:08	3	2	5	10	18	0	0	1	0	27	11.1
D	21	SEAN O'DONNELL	16	16:43	2	3	5	8	23	0	0	1	1	10	20.0
C	26	SAMUEL PAHLSSON	16	17:06	2	3	5	2	18	0	0	2	0	22	9.1
L	12	JEFF FRIESEN	16	11:14	3	1	4	-1	6	0	0	0	0	15	20.0
C	44	ROB NIEDERMAYER	16	19:35	1	3	4	-1	10	1	0	0	0	24	4.2
D	5	VITALY VISHNEVSKI	16	13:40	0	4	4	2	10	0	0	0	0	8	.0
R	61	*COREY PERRY	11	9:32	0	3	3	-4	16	0	0	0	0	14	.0
L	32	TRAVIS MOEN	9	8:25	1	0	1	1	10	0	0	0	0	5	20.0
R	17	JONATHAN HEDSTROM	3	16:57	0	1	1	0	2	0	0	0	0	1	.0
L	29	TODD FEDORUK	12	8:19	0	0	0	-1	16	0	0	0	0	12	.0
D	33	JOE DIPENTA	16	11:34	0	0	0	1	13	0	0	0	0	5	.0

SW#	GOALTENDER	GPI	MINS	AVG	W	L	T	EN	SO	GA	SA	SV%	G	A	PIM
30	*ILYA BRYZGALOV	11	659	1.46	6	4		2	3	16	285	.944	0	0	2
35	J.S. GIGUERE	6	318	3.40	3	3		0	0	18	132	.864	0	0	0
<b>ANA GOALTENDING TOTALS</b>		<b>16</b>	<b>988</b>	<b>2.19</b>	<b>9</b>	<b>7</b>		<b>2</b>	<b>3</b>	<b>36</b>	<b>419</b>	<b>.914</b>			

\* = Rookie



# 2006 DUCKS PLAYOFF NOTES



## DUCKS SET PLAYOFF TEAM MARKS

The Ducks set a club record for goals in a playoff season, scoring 46 times in 2006...other notable team records set in 2006, were most goals in a playoff game (6 @ EDM on 5/25), goals in a period (4, twice in 2006), penalty minutes in a playoff season (267) and penalty minutes in a series (vs. CGY)...the club also tied the mark for playoff goals in a series (17, vs. CGY; also vs. PHX in 1997).

## ROOKIES MAKE THEIR MARK

Of the 128 team points (48-80=128) the Ducks scored during the postseason, Anaheim rookies accounted for 12-25=37 of them (28.9%)...the 37 rookie points were the most in one playoff year since the 1993 Los Angeles Kings had 40 rookie points...of the 16 goals the Ducks scored in the Western Conference Semifinals series versus Colorado, three were scored by rookies and all but three figured a rookie on the score sheet...the last time a team had six rookies play a game in the Conference Finals was the 1991 Boston Bruins (although only one, Jeff Lazarro, played all six games of the series).

## TWO STILL PLAYING

Anaheim was the only NHL organization to have both their NHL team and AHL affiliate reach each respective league's conference final...The Portland Pirates clinched the Atlantic Division Final Series, defeating the Hartford Wolfpack four games to two to advance to the Eastern Conference Final, where they fell to the Hershey Bears 4-3.

## SIX IN A ROW

With their Western Conference Semifinal series-clinching win in Game 4 (May 11) versus COL, the Ducks tied the franchise record for consecutive playoff victories with six...the record was set during the 2003 postseason from 4/10/03-4/26/03...the Ducks swept Detroit in the conference quarterfinals and won their first two games at Dallas in the conference semifinals.

## 13 UNANSWERED

The Ducks scored 13 unanswered goals, from Game 6 (May 1) versus Calgary in the Western Conference Quarterfinals to Game 3 (May 9) versus Colorado in the Western Conference Semifinals...the Flames scored at 10:18 of the first period and the Ducks scored 13 goals without allowing a goal against until Dan Hinote scored at 19:33 of the first period in Game 3...The last team to score 13 or more unanswered goals in the postseason was Detroit with 14 from 5/15/95-5/23/95.

## MARCHANT TIES RECORD

Ducks center **Todd Marchant** tied the club record for most assists in a playoff game with three in Game 4 (May 25) of the Western Conference Finals at Edmonton...the feat had been accomplished three times previously (Dustin Penner, 5/9/06 @ COL, Steve Rucchin, 4/21/99 @ DET and Petr Sykora, 4/26/03 @ DAL).

## NOBODY BEATS THE BRYZ

**Ilya Bryzgalov** tied an NHL record with three consecutive shutouts (done five times previously) in Game 7 of the Conference Quarterfinals versus Calgary (May 3), Game 1 (May 5) and Game 2 (May 7) of the Conference Semifinal versus Colorado... In addition Bryzgalov's shutout sequence of 249:15, is the second-longest in NHL postseason history and is the longest ever by a rookie. Gerry McNeil previously held the rookie record at 218:42...Bryzgalov stopped 98 consecutive shots.

## LONGEST SHUTOUT SEQUENCE BY A GOALTENDER IN ONE PLAYOFF YEAR

Streak	Goaltender	Team	Dates
270:08	George Hainsworth	Canadiens	3/28-4/3, 1930
<b>249:15</b>	<b>Ilya Bryzgalov</b>	<b>Ducks</b>	<b>5/3-5/7, 2006</b>
248:35	Dave Kerr	Rangers	3/25-4/6, 1937
248:32	Normie Smith	Red Wings	3/24-28, 1936
218:42	Gerry McNeil	Canadiens	3/27-31, 1951
<b>217:54</b>	<b>J.S. Giguere</b>	<b>Ducks</b>	<b>5/5-16, 2003</b>

## FIRST IN 61 YEARS

In Game 1 (May 5) versus COL, Ducks goaltender **Ilya Bryzgalov** became the first rookie to record consecutive shutouts in the playoffs since 1945...the last rookie goaltender to post consecutive shutouts in the postseason was Toronto's Frank McCool in April of 1945...McCool had three consecutive shutouts versus Detroit on April 6, 8 and 12...Bryzgalov tied him for the rookie record.

## ANOTHER ONE FOR BRYZ

**Ilya Bryzgalov** is only the fourth rookie goaltender to win all four games of a playoff series sweep...the others are Chicago's Tony Esposito in 1970 vs. Detroit; Montreal's Jacques Plante in 1954 vs. Boston; Montreal's Bill Durnan in the 1944 Stanley Cup Finals versus Chicago.

# 2006 DUCKS PLAYOFF NOTES

## BRYZ SHUTS THE DOOR

**Ilya Bryzgalov's** shutout in Game 7 (May 3) of the Western Conference Quarterfinals at Calgary was the first shutout by a rookie in a Game 7 since May 15, 1993, when Felix Potvin of Toronto shutout St. Louis...in addition, it was only the third shutout in a Game 7 by a rookie in NHL history as the New York Islanders' Chico Resch was the first goalie to do so in 1975 at Pittsburgh...Bryzgalov led the NHL in GAA (1.46), SV% (.944) and shutouts (3).

## SELANNE WITH ANOTHER DUCK RECORD

Ducks right wing **Teemu Selanne** had points in seven straight playoff games (Apr. 23-May 5), scoring 4-5-9 points, tying a club record for longest playoff point streak (also, Dmitri Mironov (0-8=8 points), Apr. 24-May 8, 1997).

## PENNER IN THE FRANCHISE RECORD BOOK

With three assists in Game 3 (May 9) of the Conference Semifinals versus Colorado, Ducks left wing **Dustin Penner** tied the franchise record for most assists in a playoff game (done twice previously, Steve Rucchin, 4/21/99 @ DET and Petr Sykora, 4/26/03 @ DAL)...his three assists are the first ever recorded by a rookie in a single playoff game in team history.

## RALLY

Anaheim's Western Conference Quarterfinal win versus Calgary marked the second time the club has ever rallied from a series deficit to win (also 1997, down 3-2 vs. PHX, won series 4-3).

## DECIDING RECORD

With their 3-0 victory in Game 7 (May 3) of the Western Conference Quarterfinal at Calgary, the Ducks improved their record in Game 7s to 2-1...the win at Calgary was the Ducks' first series clinching game on the road...in their first ever Game 7 (April 29) versus Phoenix in the 1997 Conference Quarterfinals, the Ducks won 3-0...in Game 7 (June 9) of the 2003 Stanley Cup Finals, the Ducks dropped a 3-0 decision to the New Jersey Devils.

## PERFECT IN GAME 6

With a 2-1 victory in Game 6 (May 1) in Anaheim, the Ducks extended their perfect record in Game 6s to four games...below is a list:

Date	Series	Opponent Score
May 1, 2006	CQF vs. CGY	W, 2-1
June 7, 2003	SCF vs. NJ	W, 5-2
May 5, 2003	CSF vs. DAL	W, 4-3
April 27, 1997	CQF @ PHX	W, 3-2 (OT)

## TWO FOR THE ROOKIES

Mighty Ducks defenseman **Francois Beauchemin's** two goals (both PPGs) in Game 3 of the Western Conference Quarterfinals set a club record for goals in a playoff game by a rookie...in addition, he tied the club record for most goals in a playoff game (eight times previously), most goals by a defenseman in a playoff game (J.J. Daigneault, Game 2 of CQF, April 18, 1997) and most power play goals in a playoff game (Adam Oates, Game 4 of WCF, May 16, 2003)...**Dustin Penner** tied the record with two goals in Game 4 (May 25) of the Western Conference Finals.

## OH WHAT A NIGHT

In Game 3 (May 9) at Colorado in the Western Conference Semifinals, **Joffrey Lupul** scored all four of the Ducks goals, including the game-winner in overtime...in doing so, he became the first player in NHL playoff history to score four goals, including the overtime winner...the four-goal game was the first ever by a Ducks player in the postseason or regular season...he's the first player to account for all four of his team's goals in a win since Maurice "Rocket" Richard did so on March 23, 1944...the feat had been accomplished twice previously...prior to Lupul's four goals, the last player to score four goals in a playoff game was Theo Fleury on May 13, 1995 for the Flames in a 6-4 win over San Jose...below is a list of players to account for all four of their teams goals:

## PLAYERS TO SCORE 4+ GOALS, ACCOUNTING FOR ALL HIS TEAM'S GOALS (NHL PLAYOFF HISTORY)

Date	Teams	Goals
05/09/2006	ANA 4 vs COL 3	Joffrey Lupul 4 (win)
04/26/1993	NYI 4 at WAS 6	Ray Ferraro 4 (loss)
04/10/1986	CHI 4 vs TOR 6	Denis Savard 4 (loss)
03/23/1944	MTL 5 vs TOR 1	Rocket Richard 5 (win)
03/22/1919	MTL 4 at SEA 2	Newsy Lalonde 4 (win)

## LUPUL'S BIG NIGHT

Ducks right wing **Joffrey Lupul** became the first Ducks player to score four goals in a playoff or regular season game...in addition, Lupul broke the playoff record for goals in a series; he had six in four games in the Western Conference Semifinal series versus Colorado (Paul Kariya and Teemu Selanne each had five goals in the 1997 Conference Quarterfinals versus Phoenix, seven games)...he has also eclipsed the record for goals in a playoff season with nine (seven was the previous record, done three times: Paul Kariya and Teemu Selanne in 1997, 11 games; and Steve Rucchin, 2003, 21 games)...his three-game goal streak (6-0=6) from May 7-11, is the longest goal streak in club playoff history.

# 2003 DUCKS PLAYOFF STATS



POS	NO.	PLAYER	GP	TOI	G	A	PTS	+/-	PIM	PP	SH	GW	OT	S	PCTG
C	77	ADAM OATES	21	19:15	4	9	13	2	6	3	0	1	0	18	22.2
R	39	PETR SYKORA	21	18:38	4	9	13	3	12	1	0	2	2	58	6.9
L	9	PAUL KARIYA	21	21:14	6	6	12	0	6	0	0	1	1	53	11.3
L	12	MIKE LECLERC	21	19:01	2	9	11	3	12	1	0	2	1	55	3.6
C	20	STEVE RUCCHIN	21	23:34	7	3	10	-2	2	1	0	2	1	46	15.2
C	44	ROB NIEDERMAYER	21	23:34	3	7	10	-5	18	0	2	0	0	41	7.3
R	32	STEVE THOMAS	21	15:12	4	4	8	2	8	2	0	3	1	40	10.0
D	8	SANDIS OZOLINSH	21	23:37	2	6	8	8	10	0	0	1	0	39	5.1
L	23	*STANISLAV CHISTOV	21	13:21	4	2	6	4	8	0	0	1	0	33	12.1
C	26	SAMUEL PAHLSSON	21	16:40	2	4	6	1	12	0	0	0	0	24	8.3
D	24	RUSLAN SALEI	21	26:05	2	3	5	3	26	0	0	1	1	33	6.1
L	10	JASON KROG	21	12:10	3	1	4	3	4	0	0	0	0	23	13.0
D	3	KEITH CARNEY	21	26:39	0	4	4	3	16	0	0	0	0	26	.0
D	28	NICLAS HAVELID	21	25:41	0	4	4	0	2	0	0	0	0	29	.0
D	34	*KURT SAUER	21	20:44	1	1	2	3	6	0	1	1	0	8	12.5
C	11	MARC CHOUINARD	15	7:16	1	0	1	1	0	0	0	0	0	11	9.1
R	21	DAN BYLSMA	11	9:44	0	1	1	3	2	0	0	0	0	12	.0
D	5	VITALY VISHNEVSKI	21	10:01	0	1	1	-3	6	0	0	0	0	8	.0
D	2	FREDRIK OLAUSSON	1	3:19	0	0	0	0	0	0	0	0	0	0	.0
L	14	*CAM SEVERSON	1	2:24	0	0	0	0	0	0	0	0	0	0	.0
L	22	*ALEXEI SMIRNOV	4	4:21	0	0	0	0	2	0	0	0	0	3	.0
R	18	PATRIC KJELLBERG	10	10:30	0	0	0	-2	0	0	0	0	0	6	.0

SW#	GOALTENDER	GPI	MINS	AVG	W	L	T	EN	SO	GA	SA	SV%	G	A	PIM
35	J.S. GIGUERE	21	1407	1.62	15	6	1	5	38	697	.945	0	1	0	
29	MARTIN GERBER	2	20	3.00	0	0	0	0	1	6	.833	0	0	0	

**ANA GOALTENDING TOTALS 21 1428 1.68 15 6 1 5 40 704 .943**

\* = Rookie



# 2003 DUCKS PLAYOFF NOTES

## DUCKS CAPTURE FIRST WESTERN CONFERENCE CHAMPIONSHIP

The Ducks finished the 2003 playoffs with a record of 15-6, recording the highest winning percentage in the NHL (.714)...the Ducks had a 9-1 record at home during the playoffs, second only to New Jersey's 12-1 mark...Anaheim swept the Minnesota Wild to win the Western Conference Championship, advancing to the Stanley Cup Finals for the first time in club history...the Ducks became the second post 1990's expansion team to reach the Finals, following the Florida Panthers in 1996 (vs. Colorado)...since the NHL assumed control of the Stanley Cup Finals after the 1926 season, the Ducks were only the fourth team in league history from the Pacific Time Zone to reach the Finals (Vancouver in 1994 and 1982, Los Angeles in 1993).

## TEAM DEFENSE LEADS TO NHL RECORD

The Ducks set an NHL record in their Western Conference Finals series vs. Minnesota, allowing the fewest goals against in a best-of-7 series by allowing just a single marker to the Wild...Andrew Brunette scored at 4:37 of the first period in Game Four to notch the first Minnesota goal...the 1935 Toronto Maple Leafs and 1952 Detroit Red Wings each surrendered two goals in four-game series.

## OVERTIME MAGIC FOR DUCKS IN 2003

The Ducks went 7-0 in overtime in the 2003 playoffs, becoming the first team in NHL playoff history to go undefeated in OT when playing in at least six such contests...the seven consecutive overtime wins was second only to the 1993 Canadiens (10) for consecutive OT wins during one playoff season (Montreal finished 10-1 in OT)... Anaheim was the first team in NHL history to win four games in overtime in their first six postseason contests (Ducks were also the sixth team in NHL history to PLAY in four OT games in the first six playoff contests...the Ducks also became the first team since the 1994 Vancouver Canucks (April 26-30) to win three straight playoff games in overtime (no team has ever won four straight)...the Ducks won three straight spanning Game 4 of the conference Quarter-Finals (Apr. 16) and Games 1 & 2 of the conference Semi-Finals (Apr. 24-26)...the Ducks had six different goal scorers in the seven overtime games (Sykora had two; Kariya, Ruchin, Leclerc, Thomas and Salei had one).

## DUCKS TAKE CARE OF BUSINESS AT HOME:

The Ducks finished 9-1 at home in the playoffs, including seven-straight home wins to end the postseason (second longest of '03 playoffs, behind New Jersey's eight)...the club's only loss was a 2-1 setback to Dallas in Game 3 of the Conf. Semifinals...the Ducks earned a record of 3-1 in Game 3, 4-0 in Game Four and 2-0 in Game 6...the club out-scored the opposition 26-to-13 at home this postseason...the Ducks allowed one-goal-or-fewer on five occasions.

## WINNING THE CLOSE ONES

The Ducks had a remarkable 12-1 record in the 2003 playoffs in games decided by one goal-or-less...the 12 one-goal wins tied the most in league history during one playoff year (also 1993 Canadiens)... The Ducks two-goal win in Game 1 of the Western Conference Finals broke a string of nine consecutive wins by a one-goal margin (4/10/03 - 5/10/03), which broke the record for one playoff year...the previous record was seven, done twice before (1989 Canadiens and 2001 Kings)...five of the games needed overtime to be decided... the Ducks eight consecutive one-goal decisions to start the playoffs tied the record for one playoff year (1989 Canadiens).

## MOST 1-GOAL WINS IN A SINGLE POST SEASON

Year	W	L
1993 Montreal Canadiens	12	1
<b>2003 Mighty Ducks of Anaheim</b>	<b>12</b>	<b>1</b>
2000 Dallas Stars	10	4
2000 New Jersey Devils	9	5
2002 Carolina Hurricanes	9	4

## PLAYOFF SPECIAL TEAMS

The Ducks went 8-for-70 (11.4%) overall on the power play in the postseason (ranking 13th)...the club was 61-for-70 (87.1%) on the penalty kill (ranking fifth)...Anaheim scored its first-ever shorthanded goal in a playoff game in Game 1 @ DAL (4/24/03 - Rob Niedermayer) and had three in the playoffs (tied for most in NHL with Ottawa).

## OFF AND RUNNING

The Ducks began the playoffs on a six-game winning streak, which was the longest of the 2003 playoffs...by going 6-0 vs. Detroit and Dallas, Anaheim became the first team in NHL history to win six-straight games to start the playoffs vs. teams that had over 100+ points in the regular season...in addition, the Ducks joined the former Minnesota North Stars (now Dallas Stars) as the only teams in NHL history to start the postseason as a road team and win six-straight...the North Stars won six straight from April 8-19, 1981.



# 2003 DUCKS PLAYOFF NOTES



## CONSECUTIVE WINS FROM START OF A POST SEASON - FIRST OF WHICH WAS ON THE ROAD

6	<b>Mighty Ducks of Anaheim</b>	<b>4/10/03 - 4/26/03</b>
6	Minnesota North Stars	4/08/81 - 4/19/81
5	Detroit Red Wings	3/24/36 - 4/7/36
5	New York Rangers	3/23/37 - 4/6/37
5	Toronto Maple Leafs	4/13/01 - 4/26/01

## GIGUERE MAKES HISTORY IN OT

J.S. Giguere owns the longest scoreless OT minutes streak in NHL playoff history...he surpassed Patrick Roy to set an NHL record in Game 3 vs. New Jersey and has a current streak of 168:27... with three shutouts vs. Minnesota in the Conference Finals, Giguere was the sixth netminder in NHL history to record three consecutive playoff shutouts and the first to do so in the Conference Finals or NHL Semifinals...Giguere joined Clint Benedict (Montreal Maroons, 1926), John Ross Roach (New York Rangers, 1929), Frank McCool (Toronto, 1945), Brent Johnson (St. Louis, 2002) and Patrick Lalime (Ottawa, 2002) for that record...he also tied an NHL Playoff Record for most shutouts in a series, set eight times previously, including twice last season by Brent Johnson (St. Louis) and Patrick Lalime (Ottawa)...below is a closer look:

## LONGEST OVERTIME SHUTOUT STREAKS (PLAYOFFS)

<b>Jean-Sebastien Giguere</b>	<b>168:27 (4/10/2003 - 5/31/2003)</b>
Patrick Roy	162:56 (5/ 8/1996 - 4/20/1997)
Charlie Gardiner	149:15 (3/26/1931 - 4/10/1934)
Ed Belfour	141:42 (6/19/1999 - 6/10/2000)
Gerry McNeil	124:39 (4/ 4/1950 - 4/11/1951)

## GOALIES WITH CONSECUTIVE SHUTOUTS IN NEXT-TO-LAST ROUND OF STANLEY CUP PLAYOFFS

<b>3</b>	<b>05/10/2003 05/14/2003</b>	<b>Giguere, Jean-Sebastien, Ana.</b>
2	04/08/1950 04/09/1950	Lumley, Harry, Det.
2	03/25/1952 03/27/1952	Sawchuk, Terry, Det.
2	03/29/1960 03/31/1960	Plante, Jacques, Mtl.
2	04/01/1961 04/04/1961	Hall, Glenn, Chi.
2	05/20/1994 05/22/1994	McLean, Kirk, Van.
2	05/17/2001 05/19/2001	Brodeur, Martin, N.J.
2	05/29/2002 05/31/2002	Hasek, Dominik, Det.

- No goalie previous to Giguere had ever had THREE consecutive shutouts in the next-to-last round of the playoffs

(SINCE 1943-44 -Modern Era)

## DUCKS AND STARS PLAYED AN INSTANT CLASSIC

The Ducks and Stars five overtime match in Game 1 (Apr. 24) was the fourth longest in NHL history with a total of 140 minutes and 48 seconds of hockey played that night...It was deemed an "Instant Classic" by ESPN Classic network...Keith Carney played a game-high 83 shifts and posted a team-high 56:20 TOI...below is a look at the top 10 longest games in NHL history:

## LONGEST GAMES IN NHL HISTORY

Date/Year	Score	Scorer	OT	Series
Mar. 24/36	Detroit 1 at Montreal Maroons 0	Mud Bruneteau	116:30	SF
Apr. 3/33	Boston 0 at Toronto 1	Ken Doraty	104:46	SF
May 4/00	Philadelphia 2 at Pittsburgh 1	Keith Primeau	92:01	CSF
Apr. 25/03	Anaheim 4 at Dallas 3	Petr Sykora	80:48	CSF
Apr. 24/96	Pittsburgh 3 at Washington 2	Petr Nedved	79:15	CQF
Mar. 23/43	Toronto 3 at Detroit 2	Jack McLean	70:18	SF
Mar. 28/30	NY Rangers 1 at Montreal 2	Gus Rivers	68:52	SF
Apr. 18/87	NY Islanders 3 at Washington 2	Pat LaFontaine	68:47	DSF
Apr. 27/94	New Jersey 0 at Buffalo 1	Dave Hannan	65:43	CQF
Mar. 27/51	Montreal 3 at Detroit 2	Maurice Richard	61:09	SF
Mar. 27/38	NY Americans 3 at NY Rangers 2	Lorne Carr	60:40	QF

# 1999 DUCKS PLAYOFF STATS

POS	NO.	PLAYER	GP	G	A	PTS	+/-	PIM	PP	SH	GW	GT	S	PCTG
RW	8	TEEMU SELANNE	4	2	2	4	-1	2	1	0	0	0	7	28.6
LW	9	PAUL KARIYA	3	1	3	4	0	0	0	0	0	0	11	9.1
C	20	STEVE RUCCHIN	4	0	3	3	0	0	0	0	0	0	10	.0
LW	16	MARTY McINNIS	4	2	0	2	-1	2	2	0	0	0	12	16.7
D	2	FREDRIK OLAUSSON	4	0	2	2	-4	4	0	0	0	0	6	.0
D	23	JASON MARSHALL	4	1	0	1	-1	10	1	0	0	0	5	20.0
C	39	TRAVIS GREEN	4	0	1	1	-4	4	0	0	0	0	12	.0
D	7	PAVEL TRNKA	4	0	1	1	-3	2	0	0	0	0	2	.0
D	34	DAN TREBIL	1	0	0	0	0	2	0	0	0	0	0	.0
C	22	*JOHAN DAVIDSSON	1	0	0	0	0	0	0	0	0	0	0	.0
LW	12	*MIKE LECLERC	1	0	0	0	0	0	0	0	0	0	1	.0
LW	32	STU GRIMSON	3	0	0	0	0	30	0	0	0	0	0	.0
D	24	RUSLAN SALEI	3	0	0	0	-4	4	0	0	0	0	5	.0
D	5	KEVIN HALLER	4	0	0	0	-1	2	0	0	0	0	7	.0
LW	33	JIM McKENZIE	4	0	0	0	-2	4	0	0	0	0	5	.0
RW	17	TOMAS SANDSTROM	4	0	0	0	-2	4	0	0	0	0	9	.0
C	18	TED DRURY	4	0	0	0	-6	0	0	0	0	0	4	.0
RW	19	JEFF NIELSEN	4	0	0	0	-6	2	0	0	0	0	7	.0
D	4	JAMIE PUSHOR	4	0	0	0	-3	6	0	0	0	0	6	.0
C	14	*ANTTI AALTO	4	0	0	0	0	2	0	0	0	0	0	.0
C	11	MATT CULLEN	4	0	0	0	-2	0	0	0	0	0	6	.0

NO.	GOALTENDER	GP	MIN	GAA	W-L	EN	SO	GA	SHOTS	SV%	G	A	PIM
35	*TOM ASKEY	1	30	4.00	0-1	0	0	2	11	.818	0	0	0
31	GUY HEBERT	4	208	4.33	0-3	0	0	15	124	.879	0	0	2
<b>ANA GOALTENDING TOTALS</b>		<b>4</b>	<b>240</b>	<b>4.25</b>	<b>0-4</b>	<b>0</b>	<b>0</b>	<b>17</b>	<b>135</b>	<b>.874</b>	<b>0</b>	<b>0</b>	<b>2</b>

\* = Rookie

# 1999 DUCKS PLAYOFF NOTES



The Mighty Ducks finished the regular season with a 35-34-13 mark for 83 points, finishing sixth in the Western Conference. The Detroit Red Wings finished 43-32-7 for 93 points in the regular season, finishing third in the Western Conference. The two clubs met in the first round of the 1999 NHL Playoffs; the Ducks' second appearance in the post-season and the second playoff meeting in three years between Anaheim and Detroit. The Red Wings won the series four games to none, ending the Ducks' season with a 3-0 win @ Anaheim on Apr. 27. Teemu Selanne (2-2=4) and Paul Kariya (1-3=4) led Anaheim in playoff scoring. Marty McInnis co-led the team in goals with two power play tallies (tying with Selanne). Steve Yzerman led the Red Wings with 5-2=7 points in the series, including three power play goals. Brendan Shanahan (3-3=6), Sergei Fedorov (1-5=6) and Nicklas Lidstrom (0-6=6) all had six points in the four games. Chris Osgood was 4-0 with a 1.50 GAA in the series.

## PLAYOFF SPECIAL TEAMS

Anaheim went 4-20 (.200) on the power play in the series vs. Detroit and 16-23 (.696) on the penalty kill...the Ducks scored a power play goal in three-of-four games vs. Detroit in '99... Anaheim has never scored a shorthanded goal in a playoff game.

## WESTERN CONFERENCE QUARTERFINALS

### GAME ONE @ DETROIT (APRIL 21, 1999), RED WINGS 5, MIGHTY DUCKS 3

Steve Yzerman scored three goals (Anaheim's first-ever opponent hat trick in the playoffs) while Paul Kariya (1-2=3) and Steve Rucchin (0-3=3) earned three-point games each for the Ducks in a 5-3 Detroit win. Marty McInnis (first career playoff goal) scored the first goal of the game on the power play and Teemu Selanne netted a goal in the third. Rucchin's three assists were a Ducks playoff record. Wendel Clark and Doug Brown scored the other goals for Detroit. Guy Hebert left the game midway through the second period after getting hit in the head and was relieved by Tom Askey, who stopped nine-of-11 shots in his NHL playoff debut.

### GAME TWO @ DETROIT (APRIL 23, 1999), RED WINGS 5, MIGHTY DUCKS 1

Brendan Shanahan scored 2-1=3 points in the first period to lead Detroit to a 4-0 lead at the first intermission and eventually a 5-1 win. Teemu Selanne scored Anaheim's lone goal on the power play from Paul Kariya and Fredrik Olausson. Three of Detroit's five scores came with the man-advantage, going 3-of-9 on the evening. Guy Hebert stopped 31-of-36 shots.

### GAME THREE @ ANAHEIM (APRIL 25, 1999), RED WINGS 4, MIGHTY DUCKS 2

Steve Yzerman scored the game-winning goal on a 5-on-3 power play early in the second period and Detroit went on to a 4-2 win. Sergei Fedorov scored the first goal of the game early in the first period before Marty McInnis and Jason Marshall (first career playoff goal) scored to put the Ducks ahead by a 2-1 score. Tomas Holmstrom tied the game early in the second period before Yzerman's game-winner. Both clubs went 2-for-6 on the power play and finished with 24 shots on goal.

### GAME FOUR @ ANAHEIM (APRIL 27, 1999), RED WINGS 3, MIGHTY DUCKS: 0

Chris Osgood stopped all 31 shots he faced in a 3-0 win, clinching the series for the Red Wings. Tomas Holmstrom scored late in the second period on the power play to put the Wings ahead 1-0. Brendan Shanahan and Vyacheslav Kozlov added third period goals for Detroit to seal the win. The Red Wings went 1-for-2 on the power play, while the Ducks were 0-for-4. Detroit outshot Anaheim 38-31. Paul Kariya missed the contest with a broken left foot, suffered late in Game Three.

# 1997 DUCKS PLAYOFF STATS

POS	NO.	PLAYER	GP	G	A	PTS	+/-	PIM	PP	SH	GW	GT	S	PCTG
LW	9	PAUL KARIYA	11	7	6	13	-2	4	4	0	1	1	61	11.5
D	15	DMITRI MIRONOV	11	1	10	11	0	10	1	0	0	0	36	2.8
RW	8	TEEMU SELANNE	11	7	3	10	-3	4	3	0	1	0	38	18.4
D	36	JJ. DAIGNEAULT	11	2	7	9	-6	16	1	0	1	0	24	8.3
LW	23	BRIAN BELLOWES	11	2	4	6	-7	2	1	0	0	0	36	5.6
C	20	STEVE RUCCHIN	8	1	2	3	-2	10	0	0	0	0	8	12.5
C	17	JARI KURRI	11	1	2	3	2	4	0	0	0	0	18	5.6
RW	14	JOE SACCO	11	2	0	2	-4	2	0	0	0	0	20	10.0
D	33	DAVE KARPA	8	1	1	2	-2	20	0	0	1	0	13	7.7
C	54	*SEAN PRONGER	9	0	2	2	0	4	0	0	0	0	7	.0
D	29	*DARREN VAN IMPE	9	0	2	2	-3	16	0	0	0	0	11	.0
LW	16	WARREN RYCHEL	11	0	2	2	-2	19	0	0	0	0	16	.0
C	13	TED DRURY	10	1	0	1	-2	4	0	0	0	0	17	5.9
D	28	JASON MARSHALL	7	0	1	1	1	4	0	0	0	0	3	.0
D	34	*DANIEL TREBIL	9	0	1	1	-6	6	0	0	0	0	10	.0
LW	22	KEN BAUMGARTNER	11	0	1	1	0	11	0	0	0	0	0	.0
C	32	RICHARD PARK	11	0	1	1	-2	2	0	0	0	0	10	.0
LW	27	*MIKE LECLERC	1	0	0	0	0	0	0	0	0	0	0	.0
RW	21	*IGOR NIKULIN	1	0	0	0	0	0	0	0	0	0	1	.0
C	12	KEVIN TODD	4	0	0	0	-3	2	0	0	0	0	3	.0
G	35	MIKHAIL SHTALENKOV	4	0	0	0	0	2	0	0	0	0	0	.0
G	31	GUY HEBERT	9	0	0	0	0	0	0	0	0	0	0	.0
D	2	BOBBY DOLLAS	11	0	0	0	-2	4	0	0	0	0	10	.0
C	24	MARK JANSSENS	11	0	0	0	-3	15	0	0	0	0	13	.0

NO.	GOALTENDER	GP	MIN	GAA	W-L	EN	SO	GA	SHOTS	SV%	G	A	PIM
31	GUY HEBERT	9	534	2.02	4-4	1	1	18	255	.929	0	0	0
35	MIKHAIL SHTALENKOV	4	211	2.84	0-3	1	0	10	162	.938	0	0	2
<b>ANA GOALTENDING TOTALS</b>		<b>11</b>	<b>747</b>	<b>2.41</b>	<b>4-7</b>	<b>2</b>	<b>1</b>	<b>30</b>	<b>419</b>	<b>.928</b>	<b>0</b>	<b>0</b>	<b>2</b>

\* = Rookie



# 1997 DUCKS PLAYOFF NOTES



## FRANCHISE FIRSTS

---

A few of the Mighty Ducks playoff “firsts” from the club’s first-ever playoff game on April 16, 1997 vs. Phoenix: 1st Playoff Goal - Teemu Selanne (8:57 of 1st - pp); 1st Assists - J.J. Daigneault & Paul Kariya; 1st Win - Guy Hebert; 1st Penalty - Warren Rychel (cross-check)... Guy Hebert recorded the club’s first-ever playoff shutout in Game 7 (Apr. 29, 1997), giving Anaheim its first-ever playoff series win.

## PLAYOFF LEAGUE LEADERS

---

Paul Kariya ranked T-12th in playoff scoring and T-12th in goals with 7-6=13 pts. Kariya also ranked T-2nd in power play goals with 4; Dmitri Mironov ranked T-3rd among defensemen scoring with 1-10=11 pts. Mironov’s 10 assists ranked T-9th in overall assists; J.J. Daigneault ranked T-8th among defensemen scoring with 2-7=9 pts; Teemu Selanne ranked T-12th in goals with 7.

## PLAYING THE EVENTUAL CHAMPS TOUGH

---

Anaheim was eliminated from the 1997 Playoffs by the eventual Stanley Cup Champion Detroit Red Wings in the Western Conference Semifinals, 4-0. The Mighty Ducks extended the Red Wings to overtime in three of those contests, including one double overtime game and one triple overtime game. Two of those overtime games came at Detroit. Guy Hebert and Mikhail Shtalenkov combined for a 2.45 GAA and .942 SV%. Only St. Louis had a better GAA (2.18) vs. Detroit in the postseason, while Anaheim was tops in save percentage vs. the Wings. The Mighty Ducks converted 36.4% of their power plays in the series - highest vs. Detroit in the playoffs.

## PLAYOFF SPECIAL TEAMS

---

The Ducks finished 10-40 on the power play in the 1997 playoffs (.250)...Anaheim finished the Phoenix series with a 6-29 conversion on the power play (.207), scoring a pp goal in all but two of the seven games...Anaheim was 4-for-11 on the power play vs. Detroit (.364) and recorded a pp goal in eight of its 11 total playoff games...Anaheim gave up only six power play goals in 44 situations in the playoffs (.864)...Anaheim held Phoenix to only three goals in 25 shorthanded situations (.880) in their first round playoff series, including stopping 16-of-17 over the last five games of the series...The Mighty Ducks stopped Detroit on 16-of-19 shorthanded situations in the series (.842) and stopped 32 of the last 36 shorthanded situations in the playoffs (.889).

## PLAYOFF OVERTIME

---

Anaheim finished 1-3 in overtime playoff games, including a 3-2 win @ Phoenix in Game Six on Apr. 27, 1997 (Paul Kariya)...the Mighty Ducks’ 2-1 overtime loss on May 2, 1997 @ Detroit marked the club’s first OT loss since Dec. 17, 1995 vs. Toronto, a span of 26 OT games without a loss, including playoffs (8-0-18 in that streak). That game also represented Anaheim’s first-ever road overtime loss (Ducks were 8-0-15 all-time in road overtime games prior to Game One’s 2-1 loss @ Detroit on May 2).

# 1997 DUCKS PLAYOFF NOTES

The Mighty Ducks became just the seventh team in NHL history to win its inaugural playoff series, defeating the Coyotes, four games to three. Anaheim came back from a 3-2 deficit in the series, becoming only the 29th of 82 teams (35.4%) to win a series after being down 3-2 since 1968...Anaheim jumped out to a 2-0 series lead, winning the first two games at the Arrowhead Pond by identical 4-2 scores. Teemu Selanne (3-2=5) and J.J. Daigneault (3-2=5) led the Ducks' attack, helping Anaheim to a two-game lead in the series...Phoenix won the next two games at America West Arena to even the series at 2-2. The series shifted back to Anaheim for Game Five where Phoenix won its third-straight game to take a 3-2 series lead... In Game Six, the Mighty Ducks defeated Phoenix at America West Arena, 3-2, in overtime to even the series at 3-3. Paul Kariya scored two goals, including the game-winner in OT...The Mighty Ducks won their first-ever playoff series, defeating Phoenix, 3-0, in Game Seven. David Karpa scored the series-winning goal early in the first period of Game Seven. Guy Hebert stopped all 31 shots faced to earn his first career playoff shutout...Paul Kariya finished as the leading scorer in the series (5-4=9). Teemu Selanne (5-3=8), Dmitri Mironov (1-6=7), and J.J. Daigneault (2-5=7) finished among the top scorers versus Phoenix. Cliff Ronning (0-7=7), Keith Tkachuk (6-0=6), Teppo Numminen (3-3=6), and Jeremy Roenick (2-4=6) led Phoenix scorers in the series.

After defeating Phoenix in the first round, Anaheim was matched up with the number three seed in the West, the Detroit Red Wings. The Mighty Ducks had defeated the Red Wings, 3-0-1, in the regular season series. The playoff series between the two would have a different result, with Detroit winning the first four games, eliminating Anaheim from the 1997 Stanley Cup Playoffs. Though Detroit officially earned a sweep in the series, it was a lot closer than the numbers would indicate. Three of the games went into overtime, including one that went into double overtime and one that went into triple overtime. The goaltenders were the stars of the series, with Guy Hebert, Mikhail Shtalenkov and Mike Vernon combining for 333 total saves on 354 total shots (.941 SV%). Paul Kariya (2-2=4) and Dmitri Mironov (0-4=4) led Anaheim in scoring for the playoff series while Sergei Fedorov (2-3=5), Vyacheslav Kozlov (3-1=4), and Vladimir Konstantinov (0-4=4) led Detroit in scoring.

## WESTERN CONFERENCE QUARTERFINALS

### GAME ONE @ ANAHEIM (APRIL 16), ANAHEIM 4, PHOENIX 2

The first playoff game in Mighty Ducks history saw Anaheim take a 1-0 lead in their best-of-seven series vs. Phoenix, defeating the Coyotes at the Arrowhead Pond. Teemu Selanne and Paul Kariya each netted first period goals to give Anaheim a 2-0 lead. Jeremy Roenick cut the deficit in half with his 36th career playoff goal early in the second period. Anaheim and Phoenix traded goals later in the period as Selanne scored his second goal of the game and Keith Tkachuk scored on the powerplay for the Coyotes. Kariya scored his second goal of the game (empty net) at the 19:13 mark of the third period to put the game away for the Ducks. Selanne (2-1=3), Kariya (2-1=3) and J.J. Daigneault (0-2=2) each finished with multiple-points for Anaheim, while Cliff Ronning and Teppo Numminen chipped in two assists a-piece for Phoenix. The game was broadcast nationally on ESPN.

### GAME TWO @ ANAHEIM (APRIL 18), ANAHEIM 4, PHOENIX 2

The Mighty Ducks defeated Phoenix to take a 2-0 advantage in the best-of-seven series. J.J. Daigneault was the offensive star for the Ducks,

earning his second-straight multiple-point game (2-1=3). Daigneault's second goal of the contest (13:26 of the third period) turned out to be the game-winner, giving Anaheim a 3-2 lead. Teemu Selanne scored an empty net goal with seven seconds remaining to give the Ducks the 4-2 victory. Selanne earned his second-straight multiple-point game of the playoffs (1-1=2), giving him five points (3-2=5) in two games, tying Daigneault (2-3=5) as the leading scorers in the series. Dmitri Mironov also recorded multiple-points (1-1=2) for Anaheim. Guy Hebert stopped 36-of-38 shots to earn the win.

### GAME THREE @ PHOENIX (APRIL 20), PHOENIX 4, ANAHEIM 1

The Coyotes cut Anaheim's lead in half, winning the first game back at America West Arena. Phoenix scored the first three goals of the game before Paul Kariya scored on the power play, cutting the deficit to 3-1 after one period. The game remained 3-1 until late in the third period when Mike Gartner put the game away with his first goal of the series. J.J. Daigneault earned his sixth point in the series, assisting on Kariya's goal. Darrin Shannon led the

# 1997 DUCKS PLAYOFF NOTES



Phoenix attack, scoring his first two goals of the playoffs and Cliff Ronning recorded three assists, giving him 0-6=6 points in the series.

## GAME FOUR @ PHOENIX (APRIL 22), PHOENIX 2, ANAHEIM 0

The series is tied, 2-2, after Anaheim was shutout by the Coyotes at America West Arena. The Mighty Ducks had an apparent third period goal by Steve Rucchin disallowed after video replay found an Anaheim skater in the crease. The game remained scoreless until the 12:45 mark of the third period when Bob Corkum gave Phoenix the lead. Teppo Numminen added an empty net goal to give the Coyotes a 2-0 win. Guy Hebert stopped 23-of-24 shots faced, taking the loss.

## GAME FIVE @ ANAHEIM (APRIL 24), PHOENIX 5, ANAHEIM 2

The Mighty Ducks fell to the Coyotes, at the Arrowhead Pond to trail the best-of-seven series, 3-2. Phoenix took a 1-0 lead late in the first period on Keith Tkachuk's fourth goal of the series. Anaheim tied the score at the 17:37 mark of the first period when Teemu Selanne netted his fourth goal of the playoffs. Selanne's goal ended a drought in which the Mighty Ducks had not scored in 118:48 (previous Anaheim goal was by Paul Kariya at the 18:49 mark of the first period in Game Three). The Coyotes scored the next two

goals before Selanne earned his second goal of the game to cut the deficit to 3-2. Bob Corkum scored his second goal of the series and Keith Tkachuk added an empty net goal to give Phoenix the 5-2 decision. Guy Hebert stopped 19-of-23 shots, taking the loss.

## GAME SIX @ PHOENIX (APRIL 27), ANAHEIM 3, PHOENIX 2 (OT)

The Mighty Ducks defeated Phoenix in overtime to even the series at 3-3. Paul Kariya scored his fourth goal of the playoffs and Brian Bellows added his first of the series to give Anaheim a 2-0 lead after two periods. Darrin Shannon scored midway through the third period to cut the Ducks' lead to 2-1, followed by Keith Tkachuk's sixth goal of the playoffs tying the score at 2-2 and sending the game into overtime. In the extra period, Teemu Selanne lofted a long, high pass that Kariya controlled and fired past Nikolai Khabibulin at the 7:29 mark of overtime to give Anaheim the 3-2 victory. Dmitri Mironov added two assists for the Mighty Ducks and Steve Rucchin earned his first-ever playoff point, assisting on Kariya's game-winner.

## GAME SEVEN @ ANAHEIM (APRIL 29), ANAHEIM 3, PHOENIX 0

Guy Hebert stopped all 31 shots he faced in earning his first-ever playoff shutout. David Karpa scored the series-winning goal just 3:11 into the game while Steve Rucchin and Joe Sacco



Paul Kariya celebrates his OT game-winning goal in Game Six

# 1997 DUCKS PLAYOFF NOTES

added goals in the second period to lead the Ducks' offense. All three scores marked each player's first goals of the playoffs. Karpa finished the game with 1-1=2 points in a game that saw only three penalties called. Anaheim became only the seventh team in NHL history to win its first-ever playoff series.

## WESTERN CONFERENCE SEMIFINALS

### **GAME ONE @ DETROIT (MAY 2), DETROIT 2, ANAHEIM 1 (OT)**

The Mighty Ducks were defeated by Detroit in Game One at Joe Louis Arena, giving the Red Wings a 1-0 lead in the best-of-seven series. The game was scoreless until the 19:00 mark of the second period, when Paul Kariya scored his sixth goal of the playoffs to give Anaheim a 1-0 lead. Detroit evened the score midway through the third period, with Sergei Fedorov scoring his first goal of the post-season, sending the game into overtime. Fedorov's goal was Detroit's first goal vs. Anaheim since March 12 at the Arrowhead Pond, snapping the Mighty Ducks' shutout streak vs. the Red Wings at 145:13. The goal was also the first allowed by Hebert in the playoffs since Game 6 of the Quarterfinals @ Phoenix (a span of 120:46). In the extra period, Martin Lapointe scored on a two-on-one break just 59 seconds into overtime to give the Red Wings the 2-1 win. Guy Hebert stopped 28-of-30 shots, taking the loss.

### **GAME TWO @ DETROIT (MAY 4), DETROIT 3, ANAHEIM 2 (3 OT)**

The Mighty Ducks played the longest game in team history (since surpassed), going into three overtime periods before dropping a 3-2 decision to the Red Wings. Vyacheslav Kozlov scored a power play goal at the 1:31 mark of the third overtime to give Detroit the win. There were 101:31 minutes of hockey played in the game that began at 2:08 p.m. and ended at 7:39 p.m. The two clubs combined for 122 shots (Wings - 71, Ducks - 51), the third-most shots by two teams in NHL playoff history. Detroit's 71 shots rank third all-time for one team. These rankings are since 1963 - the earliest year Elias Sports Bureau can research the stat. Kozlov's power play goal marked Detroit's first goal with a man-advantage vs. Anaheim this season (the Ducks had stopped all 22 Wings power plays faced this season before Kozlov's score). Mikhail Shtalenkov stopped 38-of-40 shots in relief of Guy Hebert, who left the game due to injury (Shtalenkov entered the game at the 7:02 mark of the third period). Jari Kurri scored his

first goal of the playoffs while Teemu Selanne added his sixth of the post-season with just 3:07 left in regulation to send the game into overtime.

### **GAME THREE @ ANAHEIM (MAY 6), DETROIT 5, ANAHEIM 3:**

The Red Wings came back from deficits of 2-0 and 3-1 to take a 5-3 win in Game Three at the Arrowhead Pond. Anaheim took an early 2-0 lead on power play goals from Paul Kariya and Teemu Selanne in the first period. Ted Drury scored early in the second to give Anaheim a 3-1 lead, but the Red Wings scored two goals to knot the score at three entering the third period. Detroit outshot Anaheim, 23-6, in the second period and 49-23 in the game. Sergei Fedorov and Vyacheslav Kozlov scored two goals just 24 seconds apart at the beginning of the third to give the Wings their third win of the series. Kariya (1-1=2) and J.J. Daigneault (0-2=2) had multiple-point games for the Mighty Ducks. Mikhail Shtalenkov, starting in place of injured Guy Hebert, stopped 44-of-49 shots in the loss (career-highs in both saves and shots until Game Four).

### **GAME FOUR @ ANAHEIM (MAY 8), DETROIT 3, ANAHEIM 2 (2 OT)**

The Red Wings defeated the Mighty Ducks, 3-2 in double overtime, to sweep the best-of-seven series, 4-0. Joe Sacco and Brian Bellows each scored their first goals of the series to give Anaheim a 2-1 lead after two periods. Nicklas Lidstrom scored for Detroit at the 9:09 mark of the third period, sending the game into overtime. After a scoreless first overtime, Brendan Shanahan scored the game-winner for the Red Wings at the 17:05 mark of the second overtime, sending Detroit to the Western Conference Finals for the third-straight season. Paul Kariya picked up an assist, giving him 2-2=4 points in the series and 7-6=13 points in the playoffs to lead the Mighty Ducks. Dmitri Mironov assisted on Brian Bellows' goal, finishing second on the club with 1-10=11 points. Ken Baumgartner assisted on Sacco's goal, earning his first point of the post-season. Mikhail Shtalenkov stopped 70-of-73 shots in the loss. The 70 saves rank tied-for-second for saves in one NHL playoff game (record is 73) while Detroit's 73 shots rank second all-time for one NHL playoff game (record is 75). These rankings are since 1963 - the earliest year Elias Sports Bureau can research the stat. Over the final three games of the series, Shtalenkov faced 162 shots (54 shots per game), stopping 152 (.938 SV%).



# DUCKS PLAYOFF RECORDS



## INDIVIDUAL

### MOST GOALS

Career.....	37	Ryan Getzlaf, 2005-18 (125 games)
Playoff Season.....	10	Twice: Andy McDonald, 2007 (21 games); Corey Perry, 2015 (16 games)
Series.....	6	Joffrey Lupul, 2006 CSF vs. COL (4 games); Teemu Selanne, 2011 CQF vs. NSH (6 games)
Game.....	4	Joffrey Lupul, Game 3 of CSF, May 9, 2006 @ COL
Period.....	2	11 times (last: Ryan Getzlaf, second period of Game 4 of Second Round, May 3, 2017 @ EDM)

### MOST ASSISTS

Career.....	83	Ryan Getzlaf, 2005-18 (125 games)
Playoff Season.....	18	Ryan Getzlaf, 2015 (16 games)
Series.....	8	Ryan Getzlaf (twice), 2009 CSF vs. DET (7 games); 2015 WCF vs. CHI (7 games)
Game.....	3	Seven times (last: Ryan Getzlaf, Game 3 of WCF, May 14, 2017 @ NSH)
Period.....	3	Chris Kunitz, first period of Game 1 of CSF, Apr. 25, 2007 vs. VAN

### MOST POINTS

Career.....	120	Ryan Getzlaf (37-83=120), 2005-18 (125 games)
Playoff Season.....	20	Ryan Getzlaf (2-18=20), 2015 (16 games)
Series.....	10	Three times: Corey Perry (5-5=10), 2009 CSF vs. DET (7 games); Ryan Getzlaf (2-8=10), 2009 CSF vs. DET (7 games); Ryan Getzlaf (5-5=10), 2017 Second Round vs. EDM (7 games)
Game.....	4	Six times (last: Ryan Getzlaf (2-2=4), Game 4 of Second Round, May 3, 2017 @ EDM)
Period.....	3	Five times (last: Ryan Getzlaf, second period of Game 4 of Second Round, May 3, 2017 @ EDM)

### HIGHEST PLUS/MINUS RATING

Career.....	+19	Sean O'Donnell, 2006-08 (43 games)
Playoff Season.....	+14	Todd Marchant, 2006 (16 games)
Game.....	+5	Corey Perry, Game 3 of First Round, Apr. 17, 2017 @ CGY

### MOST GAMES

Career.....	125	Ryan Getzlaf, 2005-18
Playoff Season.....	21	16 players in 2003 & 11 players in 2007

### MOST SHOTS

Career.....	340	Corey Perry, 2005-18 (118 games)
Playoff Season.....	64	Andy McDonald, 2007 (21 games); Corey Perry, 2015 (16 games)
Series.....	40	Paul Kariya, 1997 CQF vs. PHX (7 games)
Game.....	11	Paul Kariya, Game 2 of CSF, May 4, 1997 @ DET
Period.....	5	Three times (last: Andy McDonald, in second period of Game 4 of CQF, Apr. 27, 2006 vs. CGY)

### MOST PENALTY MINUTES

Career.....	186	Corey Perry, 2005-18 (118 games)
Playoff Season.....	46	Nick Ritchie, 2017 (15 games)
Series.....	36	Patrick Maroon, 2014 First Round vs. DAL (6 games)
Game.....	20	Brad May, Game 4 of CQF, Apr. 17, 2007 @ MIN
Period.....	20	Brad May, third period of Game 4 of CQF on Apr. 17, 2007 @ MIN

### LONGEST PLAYOFF SCORING STREAKS

Point Streak.....	8 gms	Ryan Getzlaf (2-12=14), Apr. 21-May 7, 2009
Goal Streak.....	5 gms	Matt Beleskey (5-0=5), Apr. 30-May 10, 2015
Assist Streak.....	8 gms	Ryan Getzlaf (2-12=14), Apr. 21-May 7, 2009

### ALL-TIME HAT TRICKS

Two times.....		Andy McDonald (3-1=4), Game 1 of CSF, Apr. 25, 2007 vs. VAN; Joffrey Lupul (4-0=4), Game 3 of CSF, May 9, 2006 @ COL
----------------	--	--

### MOST OVERTIME GOALS

Career.....	4	Corey Perry, 2005-17 (114 games)
Playoff Season.....	3	Corey Perry, 2017 (17 games)

### MOST GOALS - DEFENSEMEN

Playoff Season.....	4	Francois Beauchemin, 2007
---------------------	---	---------------------------

# DUCKS PLAYOFF RECORDS

Series.....	2	12 times (last: Shea Theodore, 2017 First Round vs. CGY)
Game.....	2	Five times (last: Shea Theodore, Game 3 of First Round, Apr. 17, 2017 @ CGY)

## MOST ASSISTS - DEFENSEMEN

Playoff Season.....	12	Chris Pronger, 2007
Series.....	6	Dmitri Mironov, 1997 CQF vs. PHX
Game.....	2	Many times (last: Sami Vatanen, Game 6 of WCF, May 22, 2017 @ NSH)

## MOST POINTS - DEFENSEMEN

Playoff Season.....	15	Chris Pronger, 2007
Series.....	7	J.J. Diagneault (2-5=7) and Dmitri Mirnov (1-6=7), 1997 CQF vs. PHX
Game.....	3	Three times (last: Sami Vatanen, Game 1 of the First Round, Apr. 16, 2015 vs. WPG)

## MOST GOALS - ROOKIE

Playoff Season.....	5	Bobby Ryan, 2009
Series.....	5	Bobby Ryan, 2009 CQF vs. SJ (6 games)
Game.....	2	Four times (last: Shea Theodore, Game 3 of the First Round, Apr. 17, 2017 @ CGY)

## MOST ASSISTS - ROOKIE

Playoff Season.....	7	Brandon Montour, 2017
Series.....	5	Dustin Penner, 2006 CSF vs. COL (4 games)
Game.....	3	Dustin Penner, Game 3 of the CSF, May 9, 2006 @ COL

## MOST POINTS - ROOKIE

Playoff Season.....	9	Dustin Penner and Francois Beauchemin, 2006
Series.....	6	Dustin Penner, 2006 CSF vs. COL (4 games)
Game.....	3	Dustin Penner, Game 3 of the CSF, May 9, 2006 @ COL

## MOST GAMES - ROOKIE

Playoff Season.....	21	Dustin Penner, 2007; Stanislav Chistov and Kurt Sauer, 1999
---------------------	----	---

## MOST SHOTS - ROOKIE

Playoff Season.....	49	Bobby Ryan, 2009
Series.....	26	Bobby Ryan, 2009 CSF vs. DET (7 games)
Game.....	7	Bobby Ryan, Game 3 of the CQF, Apr. 21, 2009 vs. SJ

## MOST PENALTY MINUTES - ROOKIE

Playoff Season.....	38	Patrick Maroon, 2014
Series.....	36	Patrick Maroon, 2014 First Round vs. DAL (6 games)
Game.....	15	Mike Brown, Game 1 of the CSF, May 1, 2009 @ DET

## LONGEST PLAYOFF SCORING STREAKS - ROOKIE

Point Streak.....	3 gms	Three times: Dustin Penner (1-5=6), May 7-11, 2006; Bobby Ryan (4-0=4), Apr. 19-23, 2009; Shea Theodore (2-3=5), Apr. 13-17, 2017
Goal Streak.....	3 gms	Bobby Ryan (4-0=4), Apr. 19-23, 2009
Assist Streak.....	3 gms	Dustin Penner (1-5=6), May 7-11, 2006

## MOST MINUTES PLAYED (GOALIES)

Career.....	3167	Jean-Sebastien Giguere, 2003-09 (52 games)
Playoff Season.....	1407	Jean-Sebastien Giguere, 2003 (21 games)
Series.....	498	Frederik Andersen, 2015 WCF vs. CHI (7 games)
Game.....	140:48	Jean-Sebastien Giguere, Game 1 of CSF, Apr. 24, 2003 vs. DAL (5 OT)

## MOST SHUTOUTS

Career.....	6	Jean-Sebastien Giguere, 2003-09 (52 games)
Playoff Season.....	5	Jean-Sebastien Giguere, 2003 (21 games)
Series.....	3	Jean-Sebastien Giguere, 2003 WCF vs. MIN (4 games)

## MOST SAVES

Career.....	1363	Jean-Sebastien Giguere, 2003-09 (52 games)
Playoff Season.....	659	Jean-Sebastien Giguere, 2003 (21 games)
Series.....	274	Jonas Hiller, 2009 CSF vs. DET (7 games)
Game.....	70	Mikhail Shtalenkov, Game 4 of CSF, May 8, 1997 vs. DET (2 OT)
Period.....	21	Mikhail Shtalenkov, second period of Game 3 of CSF, May 6, 1997 vs. DET
Overtime.....	20	Jean-Sebastien Giguere, first OT period of Game 1 of CQF, Apr. 10, 2003 @ DET

# DUCKS PLAYOFF RECORDS



## MOST SHOTS FACED

Career.....	1473	Jean-Sebastien Giguere, 2003-09 (52 games)
Playoff Season.....	697	Jean-Sebastien Giguere, 2003 (21 games)
Series.....	294	Jonas Hiller, 2009 CSF vs. DET (7 games)
Game.....	73	Mikhail Shtalenkov, Game 4 of CSF, May 8, 1997 vs. DET (2 OT)
Period.....	23	Mikhail Shtalenkov, second period of Game 3 of CSF, May 6, 1997 vs. DET
Overtime.....	20	Jean-Sebastien Giguere, first OT period of Game 1 of CQF, Apr. 10, 2003 @ DET

## LOWEST GOALS-AGAINST AVERAGE

Career.....	1.68	Ilya Bryzgalov, 2005-07 (16 games)
Playoff Season.....	1.41	Frederik Andersen, 2016 (5 games)
Series.....	0.22	Jean-Sebastien Giguere, 2003 WCF vs. MIN (4 games)

## HIGHEST SAVE PERCENTAGE

Career.....	.937	Ilya Bryzgalov, 2005-07 (16 games)
Playoff Season.....	.947	Frederik Andersen, 2016 (5 games)
Series.....	.992	Jean-Sebastien Giguere, 2003 WCF vs. MIN (4 games), stopped 122-of-123 shots

## GOALTENDING STREAKS

Most consecutive games played.....	21	Jean-Sebastien Giguere, Apr. 10, 2003-June 9, 2003
Most consecutive starts.....	21	Jean-Sebastien Giguere, Apr. 10, 2003-June 9, 2003
Most consecutive shutouts.....	3	Two times: Jean-Sebastien Giguere, Game 1 of WCF on May 10, 2003 @ MIN, Game 2 of WCF on May 12, 2003 @ MIN, Game 3 of WCF on May 14, 2003 vs. MIN; Ilya Bryzgalov, Game 7 of CQF on May 3, 2006 vs. CGY, Game 1 of CSF on May 5, 2006 vs. COL, Game 2 of CSF on May 7, 2006 vs. COL
Longest winning streak.....	6 games	Three times: Jean-Sebastien Giguere, Apr. 10-26, 2003; Ilya Bryzgalov, May 1-11, 2006; Frederik Andersen, Apr. 16-May 3, 2015
Longest losing streak.....	3 games	Four times: last, Ilya Bryzgalov, May 19-23, 2006
Longest shutout sequence.....	249:15	Ilya Bryzgalov, Game 7 of CQF on May 3, 2006 vs. CGY through Game 2 of CSF on May 7, 2006 vs. COL, spanning five games

## TEAM

### MOST GOALS

Playoff Season.....	58	2007 (21 games)
Series.....	22	2015 WCF vs. CHI (7 games)
Game.....	6	Six times (last: Game 3 of Second Round, Apr. 30, 2017 @ EDM)
Period.....	4	Two times: second period of Game 1 of CSF, May 5, 2006 vs. COL; third period of Game 3 of WCF, May 23, 2006 @ EDM

### MOST SHOTS

Playoff Season.....	698	2007 (21 games)
Series.....	272	2017 Second Round vs. EDM (7 games)
Game.....	64	Game 5 of Second Round, May 5, 2017 vs. EDM (2 OT)
Period.....	25	First period of Game 4 of WCF, May 25, 2006 @ EDM
Overtime Period.....	17	First OT period of Game 4 of WCF, May 23, 2015 @ CHI

### MOST PENALTY MINUTES

Playoff Season.....	399	2007 (21 games)
Series.....	175	2014 First Round vs. DAL (6 games)
Game.....	61	Game 6 of Second Round, May 7, 2017 @ EDM
Period.....	48	Third period of Game 4 of CQF, Apr. 17, 2007 @ MIN

### FEWEST SHOTS

Playoff Season.....	115	1999 (4 games)
Series.....	108	2003 WCF vs. MIN (4 games)
Game.....	14	Game 4 of CSF, May 10, 2004 @ LA
Period.....	0	Second period of Game 4 of CSF, May 10, 2014 @ LA
Overtime Period.....	0	Four times (last: First OT Period of Game 6 of CQF, May 10, 2013 vs. DET)

# DUCKS PLAYOFF RECORDS

## EARLIEST GOALS SCORED

Earliest goal scored from the start of game.....	0:25	Rickard Rakell, Game 3 of Second Round, Apr. 30, 2017 @ EDM
	0:40	Jakob Silfverberg, Game 2 of First Round, Apr. 14, 2018 vs. SJ
	0:42	Corey Perry, Game 2 of CSF, May 7, 2009 vs. DET
	0:42	Petr Sykora, Game 5 of SCF, June 5, 2003 @ NJ
Earliest goal scored from the start of OT.....	0:39	Steve Thomas, Game 4 of SCF, June 2, 2003 vs. NJ
	0:45	Jakob Silfverberg, Game 4 of Second Round, May 3, 2017 @ EDM
	0:45	Matt Beleskey, Game 5 of WCF, May 25, 2015 vs. CHI

## BIGGEST COMEBACK WIN

Game.....	Down by 3	Two times, last: Trailing by three with 3:16 left in regulation, 4-3 double OT win in Game 5 of the Second Round, May 5, 2017 vs. EDM
-----------	-----------	---

## MOST MULTI-GOAL COMEBACK WINS

Playoff Season.....	4	2017
---------------------	---	------

## OPPONENTS INDIVIDUAL PLAYOFF RECORDS

### MOST GOALS

Series.....	6	Three times: Keith Tkachuk, 1997 CQF vs. PHX (7 games); Johan Franzen, 2009 CSF vs. DET (7 games); Marian Gaborik, 2014 Second Round vs. LA (7 games)
Game.....	3	Three Times: Steve Yzerman, Game 1 of CQF, Apr. 21, 1999 @ DET; Leon Draisaitl, Game 6 of Second Round, May 7, 2017 @ EDM; Colton Scissons, Game 6 of WCF, May 22, 2017 @ NSH
Period.....	2	Seventeen times (last: Evander Kane, second period of Game 1 of First Round, April 12, 2018 vs. SJ)

### MOST ASSISTS

Series.....	8	Three times: Anze Kopitar, 2014 CSF vs. LA (7 games); Duncan Keith, 2015 WCF vs. CHI (7 games); Leon Draisaitl, 2017 Second Round (7 games)
Game.....	3	Six times: last, Patrick Kane, Game 7 of WCF, May 30, 2015 vs. CHI
Period.....	3	Twice: Mikael Samuelsson, third period of Game 6 of WCF, May 22, 2007 vs. DET; Duncan Keith, second period of Game 6 of WCF, May 27, 2015 @ CHI

### MOST POINTS

Series.....	13	Leon Draisaitl (5-8=13), 2017 Second Round vs. EDM (7 games)
Game.....	5	Leon Draisaitl (3-2=5), Game 6 of Second Round, May 7, 2017 @ EDM
Period.....	3	Six times (last: Leon Draisaitl (2-1=3) and Mark Letestu (2-1=3), first period of Game 6 of Second Round, May 7, 2017)

### MOST SHOTS

Series.....	37	Keith Tkachuk, 1997 CQF vs. PHX (7 games)
Game.....	13	Nicklas Lidstrom, Game 4 of CSF, May 8, 1997 vs. DET (2 OT)
Period.....	6	Nicklas Lidstrom, second period of Game 3 of CSF, May 6, 1997 vs. DET

### MOST PENALTY MINUTES

Series.....	29	Dan Hinote, 2006 CSF vs. COL (4 games)
Game.....	27	Dan Hinote, Game 1 of CSF, May 5, 2006 vs. COL
Period.....	27	Dan Hinote, third period of Game 1 of CSF, May 5, 2006 vs. COL

### MOST MINUTES PLAYED (GOALIES)

Series.....	498	Corey Crawford, 2015 WCF vs. CHI (7 games)
Game.....	140:48	Marty Turco, Game 1 of CSF, Apr. 24, 2003 @ DAL (5 OT)

### MOST SHUTOUTS

Series.....	3	Martin Brodeur, 2003 SCF vs. NJ
-------------	---	---------------------------------

# DUCKS PLAYOFF RECORDS



## MOST SAVES

Series.....	251	Cam Talbot, 2017 Second Round vs. EDM (7 games)
Game.....	60	Twice: Corey Crawford, Game 2 of WCF, May 19, 2015 vs. CHI (3 OT) Cam Talbot, Game 5 of Second Round, May 5, 2017 vs. EDM (2 OT)
Period.....	22	Dwayne Roloson, first period of Game 4 of WCF, May 25, 2006 @ EDM
Overtime Period.....	17	Corey Crawford, first OT period of Game 4 of WCF, May 23, 2015 @ CHI

## MOST SHOTS FACED

Series.....	272	Cam Talbot, 2017 Second Round vs. EDM (7 games)
Game.....	64	Cam Talbot, Game 5 of Second Round, May 5, 2017 vs. EDM (2 OT)
Period.....	25	Dwayne Roloson, first period of Game 4 of WCF, May 25, 2006 @ EDM
Overtime Period.....	17	Corey Crawford, first OT period of Game 4 of WCF, May 23, 2015 @ CHI

## LOWEST GOALS-AGAINST-AVERAGE

Series.....	1.00	Martin Jones, 2018 First Round vs. SJ (4 games)
-------------	------	---

## OPPONENTS TEAM RECORDS

### MOST GOALS

Series.....	24	Twice: 2015 WCF vs. CHI (7 games); 2017 Second Round vs. EDM (7 games)
Game.....	8	Game 3 of First Round, April 16, 2018 @ SJ
Period.....	5	First period of Game 6 of Second Round, May 7, 2017 @ EDM

### MOST SHOTS

Series.....	294	2009 CSF vs. DET (7 games)
Game.....	73	Game 4 of CSF, May 8, 1997 vs. DET (2 OT)
Period.....	23	Second period of Game 3 of CSF, May 6, 1997 vs. DET
Overtime Period.....	20	First OT period of Game 1 of CQF, Apr. 10, 2003 @ DET

### MOST PENALTY MINUTES

Series.....	153	2014 First Round vs. DAL (6 games)
Game.....	64	Game 5 of First Round, Apr. 25, 2014 vs. DAL
Period.....	33	Third period of Game 5 of First Round, Apr. 25, 2014 vs. DAL

### FEWEST SHOTS

Series.....	101	2007 SCF vs. OTT (5 games)
Game.....	13	Game 5 of SCF, June 6, 2007 vs. OTT
Period.....	2	First period of Game 4 of WCF, May 18, 2017 @ NSH
Overtime Period.....	0	Eight times: last, Game 5 of Second Round (2nd OT), May 5, 2017 vs. EDM

## TWO-TEAM SINGLE-GAME HIGHS & LOWS

### MOST GOALS

Game.....	9	Fourteen times: last, Game 3 of 1st Rd., ANA (1) @ SJ (8), Apr. 16, 2018
Period.....	8	Third period of Game 4 of WCF, ANA (4) @ EDM (4), May 23, 2006

### MOST SHOTS

Game.....	122	Game 2 of CSF, ANA (51) vs. DET (71), May 4, 1997 (3 OT)
Period.....	35	Second period of Game 3 of First Round, ANA (19) @ SJ (16), Apr. 16, 2018
Overtime Period.....	28	Second OT period of Game 2 of WCF, May 19, 2015 vs. CHI

### MOST PENALTY MINUTES

Game.....	121	Game 5 of First Round, DAL (64) vs. ANA (57), Apr. 25, 2014
Period.....	78	Third period of Game 6 of Second Round, ANA (46) @ EDM (32), May 7, 2017

### FEWEST GOALS

Game.....	1	Four times: Game 4 of CSF, ANA (1) vs. DAL (0), Apr. 30, 2003; Game 1 of WCF, ANA (1) @ MIN (0), May 10, 2003 (2 OT); Game 4 of SCF, ANA (1) vs. NJ (0), June 2, 2003 (OT); Game 2 of SCF, ANA (1) vs. OTT (0), May 30, 2007
-----------	---	--

# DUCKS PLAYOFF RECORDS

## FEWEST SHOTS

---

Game. ....	31	Game 5 of SCF, ANA (18) vs. OTT (13), June 6, 2007
Period. ....	8	Two times: second period of Game 2 of SCF, ANA (2) @ NJ (6), May 29, 2003; first period of Game 5 of SCF, ANA (5) vs. OTT (3), June 6, 2007
Overtime Period. ....	1	Six times (last, first OT period of Game 4 of Second Round, ANA (1) @ EDM (0), May 3, 2017)

## FEWEST POWER PLAY OPPORTUNITIES

---

Game. ....	2	Game 7 of Second Round, ANA (0-1) vs. EDM (0-1), May 10, 2017
------------	---	---

## FEWEST PENALTY MINUTES

---

Game. ....	4	Game 7 of Second Round, ANA (2) vs. EDM (2), May 10, 2017
------------	---	---



# OPPROPRIATE SLEAZEBAGS

# ALL-TIME RECORD VS. OPPONENTS

Franchise	Overall								Home					Road				
	GP	W	L	T	OT	GF	GA	PTS.	GP	W	L	T	OT	GP	W	L	T	OT
Arizona	151	83	42	5	21	449	399	192	76	46	18	3	9	75	37	24	2	12
Boston	41	21	13	2	5	115	110	49	20	10	6	2	2	21	11	7	0	3
Buffalo	44	18	20	3	3	109	126	42	22	9	11	0	2	22	9	9	3	1
Calgary	120	62	47	7	4	348	338	135	60	39	13	6	2	60	23	34	1	2
Carolina	44	25	16	2	1	123	122	53	22	13	8	1	0	22	12	8	1	1
Chicago	104	52	40	5	7	263	264	116	50	27	17	3	3	54	25	23	2	4
Colorado	108	48	44	7	9	291	303	112	54	25	21	3	5	54	23	23	4	4
Columbus	65	34	22	1	8	189	177	77	33	18	10	1	4	32	16	12	0	4
Dallas	133	48	72	5	8	304	390	109	66	32	29	3	2	67	16	43	2	6
Detroit	93	31	48	7	7	220	278	76	47	23	19	4	1	46	8	29	3	6
Edmonton	118	61	45	2	10	316	309	134	60	33	22	2	3	58	28	23	0	7
Florida	41	16	18	3	4	106	127	39	21	9	11	1	0	20	7	7	2	4
Los Angeles	159	74	58	11	16	451	442	175	81	42	23	7	9	78	32	35	4	7
Minnesota	82	36	31	2	13	191	214	87	42	20	17	0	5	40	16	14	2	8
Montreal	39	20	14	2	3	123	115	45	19	12	5	0	2	20	8	9	2	1
Nashville	82	42	30	2	8	223	218	94	41	28	9	0	4	41	14	21	2	4
New Jersey	42	18	19	1	4	106	117	41	22	12	8	1	1	20	6	11	0	3
NY Islanders	42	17	17	4	4	111	125	42	22	9	7	3	3	20	8	10	1	1
NY Rangers	43	20	15	1	7	123	129	48	21	13	5	0	3	22	7	10	1	4
Ottawa	41	22	12	3	4	100	94	51	21	12	5	2	2	20	10	7	1	2
Philadelphia	42	20	13	5	4	127	128	49	22	10	6	2	4	20	10	7	3	0
Pittsburgh	42	15	23	2	2	118	138	34	20	10	9	0	1	22	5	14	2	1
San Jose	159	75	68	4	12	423	456	166	80	37	34	2	7	79	38	34	2	5
Seattle	7	3	4	0	0	26	27	6	4	2	2	0	0	3	1	2	0	0
St. Louis	110	49	50	5	6	299	337	109	54	26	25	2	1	56	23	25	3	5
Tampa Bay	42	19	19	1	3	105	111	42	21	10	9	1	1	21	9	10	0	2
Toronto	50	14	27	5	4	124	169	37	23	10	11	1	1	27	4	16	4	3
Vancouver	120	56	43	9	12	343	334	133	59	26	19	7	7	61	30	24	2	5
Vegas	27	5	17	0	5	57	105	15	13	3	8	0	2	14	2	9	0	3
Washington	43	21	14	1	7	131	118	50	21	10	7	1	3	22	11	7	0	4
Winnipeg	41	19	17	0	5	120	127	43	21	10	9	0	2	20	9	8	0	3



## ARIZONA COYOTES

### ALL-TIME SERIES SUMMARY

Season	Series Results	GF	GA	SF	SA	Power Play	Penalty Killing
1993-94	4-0-0 (2-0-0 in ANA)	17 (4.3)	9 (2.3)	102 (25.5)	129 (32.3)	3-22 (14.3)	17-22 (77.3)
1994-95	3-1-0 (2-0-0 in ANA)	12 (3.0)	10 (2.5)	111 (27.8)	139 (34.8)	1-13 (7.7)	15-20 (75.0)
1995-96	3-1-0 (2-0-0 in ANA)	20 (5.0)	12 (3.0)	137 (34.3)	141 (35.3)	5-23 (21.7)	21-23 (91.3)
1996-97	1-3-0 (1-1-0 in ANA)	10 (2.5)	14 (3.5)	131 (32.8)	119 (29.8)	2-18 (11.1)	12-16 (75.0)
1997-98	1-3-0 (0-2-0 in ANA)	10 (2.5)	20 (5.0)	109 (27.2)	126 (31.5)	7-31 (22.6)	12-21 (57.1)
1998-99	3-1-2 (2-0-1 in ANA)	17 (2.8)	8 (1.3)	174 (29.0)	202 (33.7)	2-31 (6.5)	27-28 (96.4)
1999-00	2-4-0-0 (1-2-0-0 in ANA)	10 (1.7)	23 (3.8)	194 (32.3)	171 (28.5)	2-25 (8.0)	14-16 (87.5)
2000-01	2-2-1-0 (0-2-1-0 in ANA)	16 (3.2)	14 (2.8)	143 (28.6)	128 (25.6)	4-34 (11.8)	17-21 (81.0)
2001-02	4-1-0-0 (1-1-0-0 in ANA)	13 (2.6)	8 (1.6)	140 (28.0)	126 (25.2)	2-14 (11.8)	17-19 (81.0)
2002-03	2-2-1-0 (2-0-1-0 in ANA)	12 (2.4)	11 (2.2)	159 (31.8)	137 (27.4)	3-27 (11.1)	14-16 (87.5)
2003-04	3-1-1-1 (2-1-0-0 in ANA)	14 (2.3)	13 (2.2)	183 (30.5)	182 (30.3)	5-33 (15.2)	28-32 (87.5)
2005-06	7-0-1 (4-0-0 in ANA)	32 (4.0)	16 (2.0)	262 (32.8)	203 (25.4)	11-47 (23.4)	47-51 (92.2)
2006-07	6-2-0 (4-0-0 in ANA)	24 (3.0)	17 (2.1)	248 (31.0)	219 (27.4)	12-35 (34.3)	33-37 (89.2)
2007-08	3-1-4 (1-1-2 in ANA)	21 (2.6)	19 (2.4)	249 (31.4)	258 (32.3)	6-33 (18.2)	29-37 (78.4)
2008-09	4-1-1 (2-1-0 in ANA)	23 (3.8)	15 (2.5)	198 (33.0)	168 (28.0)	10-20 (50.0)	25-29 (86.2)
2009-10	2-2-2 (2-0-1 in ANA)	12 (2.0)	18 (3.0)	175 (29.2)	191 (31.8)	5-34 (14.7)	14-18 (77.8)
2010-11	3-3-0 (1-2-0 in ANA)	16 (2.7)	21 (3.5)	176 (29.3)	208 (34.7)	2-20 (10.0)	24-27 (88.9)
2011-12	3-3-0 (2-1-0 in ANA)	20 (3.3)	17 (2.8)	177 (29.5)	166 (27.7)	3-20 (15.0)	20-25 (80.0)
2012-13	1-1-2 (1-1-0 in ANA)	13 (3.3)	13 (3.3)	136 (34.0)	126 (31.5)	3-10 (30.0)	8-9 (88.9)
2013-14	5-0-0 (3-0-0 in ANA)	19 (3.8)	11 (2.2)	166 (33.2)	158 (31.6)	5-18 (27.8)	20-22 (90.9)
2014-15	3-0-2 (1-0-1 in ANA)	11 (2.0)	6 (1.2)	178 (35.6)	135 (27.0)	1-10 (10.0)	12-12 (100.0)
2015-16	2-2-1 (1-1-1 in ANA)	15 (3.0)	15 (3.0)	166 (33.2)	144 (28.8)	7-24 (29.2)	20-25 (80.0)
2016-17	3-1-0 (2-0-0 in ANA)	13 (3.3)	6 (1.5)	127 (31.8)	91 (22.8)	1-9 (11.1)	8-9 (88.9)
2017-18	3-1-0 (2-0-0 in ANA)	13 (3.3)	8 (2.0)	120 (30.0)	124 (31.0)	1-9 (11.1)	12-16 (75.0)
2018-19	2-1-2 (0-0-2 in ANA)	11 (2.2)	14 (2.8)	154 (30.8)	157 (31.4)	3-19 (15.8)	16-20 (80.0)
2019-20	2-1-1 (2-0-0 in ANA)	11 (2.8)	10 (2.5)	123 (30.8)	122 (30.5)	0-9 (0.0)	10-11 (90.9)
2020-21	2-4-2 (1-2-1 in ANA)	17 (2.1)	24 (3.0)	211 (26.4)	233 (29.1)	4-18 (22.2)	19-22 (86.4)
2021-22	2-0-1 (1-0-1 in ANA)	13 (4.3)	7 (2.3)	105 (35.0)	78 (26.0)	3-12 (25.0)	6-7 (85.7)
2022-23	2-0-1 (1-0-0 in ANA)	11 (3.7)	8 (2.7)	117 (39.0)	112 (37.3)	2-11 (18.2)	10-12 (83.3)
<b>Totals</b>	<b>83-42-26 (46-18-12 in ANA)</b>	<b>446 (3.0)</b>	<b>387 (2.6)</b>	<b>4671 (30.9)</b>	<b>4493 (29.8)</b>	<b>115-628 (18.3)</b>	<b>527-623 (84.6)</b>

### ALL-TIME SERIES FAST FACTS

	Overall	@ Anaheim	@ Arizona/Winnipeg
<b>All-Time Series:</b>	83-42-26	46-18-12	37-24-14
<b>Current Streak:</b>	One Arizona win	One Anaheim win	One Arizona win
<b>Last Win by Anaheim:</b>	Jan. 28, 2023 (2-1 OT)	Jan. 28, 2023 (2-1 OT)	Apr. 1, 2022 (5-0)
<b>Last Win by Arizona:</b>	Apr. 8, 2023 (5-4 OT)	Dec. 17, 2021 (6-5, OT)	Apr. 8, 2023 (5-4 OT)
<b>Last 10 games:</b>	5-2-3	5-2-3	3-4-3
<b>Overtime Record:</b>	13-0-26	8-0-13	5-0-13
<b>Longest Winning Streak:</b>	Six games Nov. 24, 1993-Jan. 27, 1995	10 games Nov. 9, 2003-Mar. 7, 2007	Five games Nov. 18, 2000-Mar. 28, 2002
<b>Longest Losing Streak:</b>	Four games, three times Last: Jan. 15, 2011-Nov. 23, 2011	Three games, three times Last: Mar. 20, 2021-Apr. 4, 2021	Four games Apr. 11, 2009-Mar. 6, 2010
<b>Last Shutout by Anaheim:</b>	Apr. 1, 2022 (5-0)	Mar. 6, 2013 (2-0)	Apr. 1, 2022 (5-0)
<b>Last Shutout by Arizona:</b>	Feb. 24, 2018 (2-0)	Oct. 14, 2015 (4-0)	Feb. 24, 2018 (2-0)
<b>Biggest Anaheim win:</b>	Two wins by five goals	Nov. 30, 2005 (6-1)	Apr. 1, 2022 (5-0)
<b>Biggest Arizona win:</b>	Nov. 22, 1999 (8-2)	Nov. 22, 1999 (8-2)	Mar. 14, 2019 (6-1)

# OPPONENTS

## BOSTON BRUINS

### ALL-TIME SERIES SUMMARY

Season	Series Results	GF	GA	SF	SA	Power Play	Penalty Killing
1993-94	0-1-1 (0-0-1 in ANA)	4 (2.0)	6 (3.0)	35 (17.5)	79 (39.5)	0-9 (0.0)	8-9 (88.8)
1994-95	Did not play						
1995-96	1-1-0 (1-0-0 in ANA)	6 (3.0)	10 (5.0)	51 (25.5)	67 (33.5)	0-6 (0.0)	5-6 (83.3)
1996-97	1-1-0 (0-1-0 in ANA)	6 (3.0)	7 (3.5)	52 (26.0)	75 (37.5)	1-7 (14.3)	9-9 (100.0)
1997-98	1-1-0 (0-1-0 in ANA)	3 (1.5)	3 (1.5)	49 (24.5)	60 (30.0)	1-6 (16.7)	10-10 (100.0)
1998-99	1-1-0 (1-0-0 in ANA)	4 (2.0)	2 (1.0)	60 (30.0)	52 (26.0)	3-7 (42.9)	7-8 (87.5)
1999-00	1-1-0-0 (0-1-0-0 in ANA)	6 (3.0)	5 (2.5)	56 (28.0)	50 (25.0)	2-7 (28.6)	9-10 (90.0)
2000-01	0-0-0-1 (0-0-0-1 in ANA)	2 (3.0)	3 (2.0)	30 (30.0)	28 (28.0)	1-7 (14.3)	5-8 (62.5)
2001-02	0-1-1-0 (0-0-1-0 in ANA)	4 (2.0)	6 (3.0)	54 (27.0)	78 (39.0)	1-12 (08.3)	4-6 (66.7)
2002-03	1-0-0-0 (0-0-0-0 in ANA)	4 (4.0)	1 (1.0)	23 (23.0)	27 (27.0)	2-6 (33.3)	7-7 (100.0)
2003-04	0-0-0-1 (0-0-0-1 in ANA)	3 (3.0)	4 (4.0)	29 (29.0)	30 (30.0)	1-3 (33.3)	0-1 (0.0)
2005-06	0-0-1 (0-0-0 in ANA)	3 (3.0)	4 (4.0)	28 (28.0)	24 (24.0)	2-9 (22.2)	4-4 (100.0)
2006-07	Did not play						
2007-08	1-0-0 (1-0-0 in ANA)	2 (2.0)	1 (1.0)	30 (30.0)	19 (19.0)	0-3 (0.0)	3-3 (100.0)
2008-09	0-1-0 (0-0-0 in ANA)	0 (0.0)	6 (6.0)	35 (35.0)	27 (27.0)	0-3 (0.0)	2-4 (50.0)
2009-10	2-0-0 (1-0-0 in ANA)	10 (5.0)	4 (2.0)	62 (31.0)	64 (32.0)	3-6 (50.0)	8-8 (100.0)
2010-11	1-0-0 (0-0-0 in ANA)	3 (3.0)	0 (0.0)	25 (25.0)	45 (45.0)	0-1 (0.0)	2-2 (100.0)
2011-12	0-1-0 (0-1-0 in ANA)	2 (2.0)	3 (3.0)	27 (27.0)	25 (25.0)	1-3 (33.3)	2-2 (100.0)
2012-13	Did not play						
2013-14	1-0-1 (1-0-0 in ANA)	7 (3.5)	4 (2.0)	43 (21.5)	55 (27.5)	3-7 (42.9)	4-5 (80.0)
2014-15	2-0-0 (1-0-0 in ANA)	6 (3.0)	4 (2.0)	60 (30.0)	63 (31.5)	0-5 (0.0)	5-7 (71.4)
2015-16	2-0-0 (1-0-0 in ANA)	10 (5.0)	2 (1.0)	65 (32.5)	72 (36.0)	1-6 (16.7)	6-6 (100.0)
2016-17	2-0-0 (1-0-0 in ANA)	9 (4.5)	6 (3.0)	52 (26.0)	63 (31.5)	0-6 (0.0)	8-9 (88.9)
2017-18	2-0-0 (1-0-0 in ANA)	7 (3.5)	3 (1.5)	54 (27.0)	73 (36.5)	1-2 (50.0)	6-6 (100.0)
2018-19	0-2-0 (0-1-0 in ANA)	1 (0.5)	6 (3.0)	55 (27.5)	60 (30.0)	0-7 (0.0)	5-8 (62.5)
2019-20	0-1-0 (0-0-0 in ANA)	2 (2.0)	4 (4.0)	32 (32.0)	23 (23.0)	0-4 (0.0)	1-3 (33.3)
2020-21	Did not play						
2021-22	2-0-0 (1-0-0 in ANA)	9 (4.5)	6 (3.0)	55 (27.5)	60 (30.0)	3-6 (50.0)	2-3 (66.7)
2022-23	0-1-1 (0-1-0 in ANA)	2 (1.0)	8 (4.0)	60 (30.0)	78 (39.0)	0-6 (0.0)	6-7 (85.7)
<b>Totals</b>	<b>21-13-7 (10-6-4 in ANA)</b>	<b>115 (2.8)</b>	<b>109 (2.7)</b>	<b>1122 (27.4)</b>	<b>1297 (31.6)</b>	<b>26-144 (18.1)</b>	<b>128-151 (84.8)</b>

### ALL-TIME SERIES FAST FACTS

	Overall	@ Anaheim	@ Boston
<b>All-Time Series:</b>	21-13-7	10-6-4	11-7-3
<b>Current Streak:</b>	Two Boston wins	One Boston win	One Boston win
<b>Last Win by Anaheim:</b>	Mar. 1, 2022 (4-3)	Mar. 1, 2022 (4-3)	Jan. 24, 2021 (5-3)
<b>Last Win by Boston:</b>	Jan. 8, 2023 (7-1)	Jan. 8, 2023 (7-1)	Oct. 20, 2022 (2-1 SO)
<b>Last 10 games:</b>	5-4-1	7-3-0	6-2-2
<b>Overtime Record:</b>	2-0-7	1-0-4	1-0-3
<b>Longest Winning Streak:</b>	Nine games	Five games	Four games
	Jan. 4, 2014-Jan. 30, 2018	Jan. 4, 2014-Nov. 11, 2017	Mar. 26, 2015-Jan. 30, 2018
<b>Longest Losing Streak:</b>	Three games	Two games	Two games, three times
	Dec. 20, 2018-Oct. 14, 2019	Oct. 20, 1996-Oct. 13, 1997	Last: Dec. 20, 2018-Oct. 14, 2019
<b>Last Shutout by Anaheim:</b>	Mar. 18, 2016 (4-0)	Mar. 18, 2016 (4-0)	Dec. 20, 2010 (3-0)
<b>Last Shutout by Boston:</b>	Feb. 15, 2019 (3-0)	Feb. 15, 2019 (3-0)	Feb. 26, 2009 (6-0)
<b>Biggest Anaheim win:</b>	Oct. 8, 2009 (6-1)	Mar. 18, 2016 (4-0)	Oct. 8, 2009 (6-1)
<b>Biggest Boston win:</b>	Two wins by six goals	Jan. 8, 2023 (7-1)	Feb. 26, 2009 (6-0)

# OPPONENTS



## BUFFALO SABRES

### ALL-TIME SERIES SUMMARY

Season	Series Results	GF	GA	SF	SA	Power Play	Penalty Killing
1993-94	0-2-0 (0-1-0 in ANA)	2 (1.0)	7 (3.5)	45 (22.5)	41 (20.5)	1-7 (14.3)	11-12 (91.7)
1994-95	Did not play						
1995-96	2-0-0 (1-0-0 in ANA)	7 (3.5)	3 (1.5)	81 (40.5)	62 (31.0)	3-12 (25.0)	13-13 (100.0)
1996-97	1-0-1 (1-0-0 in ANA)	6 (3.0)	3 (1.5)	92 (46.0)	44 (22.0)	1-10 (10.0)	10-12 (83.3)
1997-98	0-2-0 (0-1-0 in ANA)	2 (1.0)	7 (3.5)	61 (30.5)	54 (27.0)	0-7 (0.0)	8-10 (80.0)
1998-99	1-1-0 (0-1-0 in ANA)	9 (4.5)	5 (2.5)	56 (28.0)	52 (26.0)	2-6 (33.3)	7-9 (77.8)
1999-00	0-1-1-0 (0-1-0-0 in ANA)	2 (1.0)	7 (3.5)	48 (24.0)	72 (36.0)	2-9 (22.2)	8-9 (88.9)
2000-01	0-1-1-0 (0-1-0-0 in ANA)	2 (1.0)	6 (3.0)	40 (20.0)	62 (31.0)	0-5 (0.0)	8-8 (100.0)
2001-02	0-1-0-0 (0-1-0-0 in ANA)	1 (1.0)	3 (3.0)	17 (17.0)	18 (18.0)	1-4 (25.0)	3-4 (75.0)
2002-03	0-1-0-0 (0-0-0-0 in ANA)	0 (0.0)	4 (4.0)	22 (22.0)	36 (36.0)	0-5 (0.0)	4-5 (80.0)
2003-04	0-2-0-0 (0-1-0-0 in ANA)	4 (2.0)	10 (5.0)	62 (31.0)	70 (35.0)	2-5 (40.0)	4-6 (66.6)
2005-06	0-0-1 (0-0-0 in ANA)	2 (2.0)	3 (3.0)	30 (30.0)	31 (31.0)	0-4 (0.0)	1-2 (50.0)
2006-07	Did not play						
2007-08	1-0-0 (1-0-0 in ANA)	4 (4.0)	1 (1.0)	33 (33.0)	23 (23.0)	2-3 (66.7)	4-4 (100.0)
2008-09	2-0-0 (1-0-0 in ANA)	6 (3.0)	4 (2.0)	59 (29.5)	59 (29.5)	2-6 (33.3)	5-6 (83.3)
2009-10	1-0-0 (1-0-0 in ANA)	5 (5.0)	4 (4.0)	30 (30.0)	45 (45.0)	1-3 (33.3)	3-4 (75.0)
2010-11	0-1-0 (0-0-0 in ANA)	2 (2.0)	5 (5.0)	23 (23.0)	42 (42.0)	2-4 (50.0)	3-5 (60.0)
2011-12	0-2-0 (0-1-0 in ANA)	1 (0.5)	6 (3.0)	73 (36.5)	49 (24.5)	0-7 (0.0)	6-9 (66.7)
2012-13	Did not play						
2013-14	2-0-0 (1-0-0 in ANA)	12 (6.0)	5 (2.5)	75 (37.5)	44 (22.0)	2-5 (40.0)	3-4 (75.0)
2014-15	2-0-0 (1-0-0 in ANA)	9 (4.5)	2 (1.0)	78 (39.0)	35 (17.5)	1-10 (10.0)	5-5 (100.0)
2015-16	1-1-0 (1-0-0 in ANA)	1 (0.5)	3 (1.5)	73 (36.5)	48 (24.0)	1-6 (16.7)	7-7 (100.0)
2016-17	1-0-1 (0-0-1 in ANA)	6 (3.0)	3 (1.5)	84 (42.0)	57 (28.5)	1-4 (25.0)	2-3 (66.7)
2017-18	1-1-0 (0-1-0 in ANA)	5 (2.5)	6 (3.0)	59 (29.5)	64 (32.0)	1-7 (14.3)	4-5 (80.0)
2018-19	0-2-0 (0-1-0 in ANA)	2 (1.0)	7 (3.5)	68 (34.0)	78 (39.0)	0-5 (0.0)	5-8 (62.5)
2019-20	2-0-0 (1-0-0 in ANA)	8 (4.0)	4 (2.0)	59 (29.5)	66 (33.0)	1-5 (20.0)	7-9 (77.8)
2020-21	Did not play						
2021-22	1-0-1 (0-0-1 in ANA)	5 (2.5)	4 (2.0)	60 (30.0)	54 (27.0)	0-2 (0.0)	4-5 (80.0)
2022-23	0-1-0 (0-0-0 in ANA)	3 (3.0)	6 (6.0)	37 (37.0)	39 (39.0)	0-1 (0.0)	1-2 (50.0)
<b>Totals</b>	<b>18-19-6 (9-10-2 in ANA)</b>	<b>106 (2.5)</b>	<b>118 (2.7)</b>	<b>1365 (31.7)</b>	<b>1245 (30.0)</b>	<b>26-142 (18.3)</b>	<b>136-165 (82.4)</b>

### ALL-TIME SERIES FAST FACTS

	Overall	@ Anaheim	@ Buffalo
<b>All-Time Series:</b>	18-19-6	9-10-2	9-9-4*
<b>Current Streak:</b>	One Buffalo win	One Buffalo win	One Buffalo win
<b>Last Win by Anaheim:</b>	Dec. 7, 2021 (2-0)	Oct. 16, 2019 (5-2)	Dec. 7, 2021 (2-0)
<b>Last Win by Buffalo:</b>	Jan. 21, 2023 (6-3)	Oct. 28, 2021 (4-3 OT)	Jan. 21, 2023 (6-3)
<b>Last 10 games:</b>	4-4-2	5-3-2	6-4-0*
<b>Overtime Record:</b>	2-0-6	1-0-2	1-0-4
<b>Longest Winning Streak:</b>	Four games, two times Last: Nov. 2, 2013-Oct. 22, 2014	Three games, two times Last: Nov. 8, 2013-Feb. 24, 2016	Two games, three times Last: Feb. 9, 2020-Dec. 7, 2021
<b>Longest Losing Streak:</b>	Five games Jan. 16, 2002-Dec. 8, 2005	Six games Jan. 7, 1998-Oct. 24, 2003	Three games Dec. 4, 2002-Dec. 8, 2005
<b>Last Shutout by Anaheim:</b>	Dec. 7, 2021 (2-0)	Feb. 24, 2016 (1-0)	Dec. 7, 2021 (2-0)
<b>Last Shutout by Buffalo:</b>	Dec. 22, 2018 (3-0)	Feb. 29, 2012 (2-0)	Dec. 22, 2018 (3-0)
<b>Biggest Anaheim win:</b>	Jan. 1, 1999 (7-2)	Nov. 8, 2013 (6-2)	Jan. 1, 1999 (7-2)
<b>Biggest Buffalo win:</b>	Jan. 17, 2000 (5-0)	Jan. 17, 2000 (5-0)	Two wins by four goals

\*Road game played at Hartwall Arena, Helsinki, Finland

# OPPONENTS

## CALGARY FLAMES

### ALL-TIME SERIES SUMMARY

Season	Series Results	GF	GA	SF	SA	Power Play	Penalty Killing
1993-94	1-4-1 (0-2-1 in ANA)	12 (2.0)	19 (3.2)	160 (26.7)	197 (32.8)	3-28 (10.7)	19-22 (86.4)
1994-95	3-2-0 (2-1-0 in ANA)	15 (3.0)	13 (2.6)	136 (27.2)	157 (31.4)	2-28 (7.1)	17-20 (85.0)
1995-96	3-2-0 (1-1-0 in ANA)	16 (3.2)	12 (2.4)	129 (25.8)	160 (32.0)	6-30 (20.0)	24-28 (85.7)
1996-97	1-4-1 (1-1-1 in ANA)	14 (2.3)	17 (2.8)	166 (28.5)	195 (31.7)	2-24 (8.3)	15-22 (68.2)
1997-98	2-2-1 (1-1-1 in ANA)	16 (3.2)	15 (3.0)	132 (26.4)	168 (33.6)	3-24 (12.5)	14-18 (77.8)
1998-99	2-2-0 (1-1-0 in ANA)	10 (2.5)	9 (2.3)	124 (31.0)	111 (27.8)	4-17 (23.5)	17-19 (89.5)
1999-00	2-2-0-0 (2-0-0-0 in ANA)	10 (2.5)	13 (3.3)	120 (30.0)	113 (28.3)	4-22 (18.2)	11-17 (64.7)
2000-01	2-0-2-0 (1-0-1-0 in ANA)	18 (4.5)	11 (2.8)	108 (27.0)	106 (26.5)	8-20 (40.0)	16-19 (84.2)
2001-02	2-1-1-0 (1-0-1-0 in ANA)	11 (2.8)	7 (1.8)	112 (28.0)	93 (23.25)	4-22 (18.2)	12-13 (92.3)
2002-03	2-1-1-0 (1-0-1-0 in ANA)	11 (2.8)	11 (2.8)	109 (27.3)	129 (32.3)	2-16 (12.5)	13-17 (76.5)
2003-04	1-3-0-0 (1-1-0-0 in ANA)	8 (2.0)	14 (3.5)	113 (28.3)	96 (24.0)	4-18 (22.2)	15-21 (71.4)
2005-06	2-2-0 (2-0-0 in ANA)	9 (2.3)	10 (2.5)	129 (32.3)	107 (26.8)	7-29 (24.1)	16-22 (72.7)
2006-07	2-2-0 (2-0-0 in ANA)	11 (2.8)	10 (2.5)	141 (35.3)	90 (22.5)	4-18 (22.2)	15-17 (88.2)
2007-08	3-1-0 (2-0-0 in ANA)	14 (3.5)	9 (2.3)	119 (29.8)	122 (30.5)	7-18 (38.9)	16-20 (80.0)
2008-09	3-1-0 (2-0-0 in ANA)	11 (2.8)	9 (2.3)	135 (33.8)	118 (29.5)	1-9 (11.1)	16-18 (88.9)
2009-10	2-2-0 (2-0-0 in ANA)	9 (2.3)	12 (3.0)	107 (26.8)	146 (36.5)	1-8 (12.5)	10-11 (90.9)
2010-11	4-0-0 (2-0-0 in ANA)	16 (4.0)	12 (3.0)	110 (27.5)	130 (32.5)	5-15 (33.3)	17-20 (85.0)
2011-12	2-1-1 (2-0-0 in ANA)	7 (1.8)	10 (2.5)	119 (29.8)	97 (24.3)	1-15 (6.7)	12-14 (85.7)
2012-13	2-1-0 (1-0-0 in ANA)	10 (3.3)	7 (2.3)	81 (27.0)	85 (28.3)	0-4 (0.0)	6-8 (75.0)
2013-14	3-1-0 (2-0-0 in ANA)	13 (3.3)	13 (3.3)	120 (30.0)	115 (28.8)	2-10 (20.0)	8-9 (88.9)
2014-15	3-1-1 (2-0-0 in ANA)	21 (4.2)	17 (3.4)	153 (30.6)	137 (27.4)	3-9 (33.3)	20-23 (87.0)
2015-16	5-0-0 (3-0-0 in ANA)	25 (5.0)	12 (2.4)	141 (28.2)	126 (25.2)	8-14 (57.1)	14-18 (77.7)
2016-17	4-1-0 (2-0-0 in ANA)	17 (3.4)	14 (2.8)	133 (26.6)	131 (3.9)	6-20 (30.0)	13-17 (76.5)
2017-18	2-2-0 (1-1-0 in ANA)	8 (2.0)	6 (1.5)	129 (32.3)	112 (28.0)	1-15 (6.7)	12-13 (92.3)
2018-19	2-2-0 (2-0-0 in ANA)	8 (2.0)	11 (2.8)	104 (26.0)	130 (32.5)	0-8 (0.0)	10-12 (83.3)
2019-20	0-3-0 (0-2-0 in ANA)	5 (1.7)	14 (4.7)	104 (34.7)	104 (34.7)	0-9 (0.0)	6-6 (100.0)
2020-21	Did not play						
2021-22	1-2-1 (0-1-1 in ANA)	10 (2.5)	15 (3.8)	117 (29.3)	150 (37.5)	3-13 (23.1)	8-10 (80.0)
2022-23	1-2-1 (0-1-1 in ANA)	10 (2.5)	14 (3.5)	83 (20.8)	166 (41.5)	3-9 (33.3)	9-13 (69.2)
<b>Totals</b>	<b>62-47-11 (39-13-8 in ANA)</b>	<b>348 (2.9)</b>	<b>337 (2.8)</b>	<b>3434 (28.6)</b>	<b>3591 (29.9)</b>	<b>94-472 (19.9)</b>	<b>381-467 (81.6)</b>

### ALL-TIME SERIES FAST FACTS

	Overall	@ Anaheim	@ Calgary
<b>All-Time Series:</b>	62-47-11	39-12-8	23-34-3
<b>Current Streak:</b>	Two Calgary wins	Six Calgary wins	One Calgary win
<b>Last Win by Anaheim:</b>	Mar. 10, 2023 (3-1)	Apr. 3, 2019 (3-1)	Mar. 10, 2023 (3-1)
<b>Last Win by Calgary:</b>	Apr. 2, 2023 (5-4)	Mar. 21, 2023 (5-1)	Apr. 2, 2023 (5-4)
<b>Last 10 games:</b>	2-6-2	3-5-2	4-6-0
<b>Overtime Record:</b>	10-0-11	7-0-8	3-0-3
<b>Longest Winning Streak:</b>	Six games, two times Last: Nov. 24, 2015-Nov. 6, 2016	25 games Apr. 4, 2004-Apr. 4, 2017	Three games Mar. 15, 1995-Jan. 5, 1996
<b>Longest Losing Streak:</b>	Five games Feb. 2, 1994-Feb. 26, 1995	Six games Oct. 20, 2019-present	Six games Feb. 1, 2004-Jan. 19, 2007
<b>Last Shutout by Anaheim:</b>	Mar. 21, 2018 (4-0)	Mar. 3, 2013 (4-0)	Mar. 21, 2018 (4-0)
<b>Last Shutout by Calgary:</b>	Feb. 13, 2020 (6-0)	Feb. 13, 2020 (6-0)	Jan. 12, 2012 (1-0)
<b>Biggest Anaheim win:</b>	Dec. 20, 1996 (7-0)	Dec. 20, 1996 (7-0)	Feb. 9, 1995 (5-0)
<b>Biggest Calgary win:</b>	Feb. 13, 2020 (6-0)	Feb. 13, 2020 (6-0)	Four wins by five goals

## CAROLINA HURRICANES

### ALL-TIME SERIES SUMMARY

Season	Series Results	GF	GA	SF	SA	Power Play	Penalty Killing
1993-94	2-0-0 (1-0-0 in ANA)	9 (4.5)	5 (2.5)	72 (36.0)	67 (33.5)	1-8 (12.5)	10-11 (90.9)
1994-95	Did not play						
1995-96	0-2-0 (0-1-0 in ANA)	5 (2.5)	7 (3.5)	61 (30.5)	59 (29.5)	2-17 (11.8)	14-15 (93.3)
1996-97	1-1-0 (1-0-0 in ANA)	7 (3.5)	7 (3.5)	67 (33.5)	74 (37.0)	1-5 (20.0)	4-7 (57.1)
1997-98	0-2-0 (0-1-0 in ANA)	2 (1.0)	5 (2.5)	48 (24.0)	58 (29.0)	0-8 (0.0)	12-12 (100.0)
1998-99	1-1-0 (1-0-0 in ANA)	6 (3.0)	7 (3.5)	72 (36.0)	65 (32.5)	1-8 (12.5)	6-7 (85.7)
1999-00	0-0-1-0 (0-0-0-0 in ANA)	4 (4.0)	4 (4.0)	26 (26.0)	43 (43.0)	1-2 (50.0)	5-5 (100.0)
2000-01	0-1-1-0 (0-0-1-0 in ANA)	2 (1.0)	6 (3.0)	61 (30.5)	48 (24.0)	0-10 (0.0)	9-12 (75.0)
2001-02	0-1-0-0 (0-1-0-0 in ANA)	1 (1.0)	4 (4.0)	20 (20.0)	28 (28.0)	0-5 (0.0)	5-5 (100.0)
2002-03	2-0-0-0 (1-0-0-0 in ANA)	6 (3.0)	1 (0.5)	44 (22.0)	57 (28.5)	1-8 (12.5)	9-9 (100.0)
2003-04	2-0-0-0 (1-0-0-0 in ANA)	6 (3.0)	3 (1.5)	74 (37.0)	42 (21.0)	2-11 (18.2)	7-8 (87.5)
2005-06	0-1-0 (0-1-0 in ANA)	2 (2.0)	6 (6.0)	37 (37.0)	31 (31.0)	0-4 (0.0)	4-5 (80.0)
2006-07	0-1-0 (0-0-0 in ANA)	2 (2.0)	4 (4.0)	27 (27.0)	27 (27.0)	1-6 (16.7)	3-6 (50.0)
2007-08	Did not play						
2008-09	1-1-0 (0-1-0 in ANA)	5 (2.5)	4 (2.0)	60 (30.0)	61 (30.5)	1-8 (12.5)	8-8 (100.0)
2009-10	1-0-0 (1-0-0 in ANA)	3 (3.0)	2 (2.0)	33 (33.0)	30 (30.0)	1-2 (50.0)	3-3 (100.0)
2010-11	0-1-0 (0-0-0 in ANA)	2 (2.0)	4 (4.0)	45 (45.0)	32 (32.0)	1-7 (14.3)	1-3 (33.3)
2011-12	2-0-0 (1-0-0 in ANA)	5 (2.5)	4 (2.0)	71 (35.5)	65 (32.5)	1-6 (16.7)	3-4 (75.0)
2012-13	Did not play						
2013-14	1-0-1 (1-0-0 in ANA)	7 (3.5)	5 (2.5)	64 (32.0)	75 (37.5)	1-6 (16.7)	8-9 (88.9)
2014-15	2-0-0 (1-0-0 in ANA)	7 (3.5)	5 (2.5)	48 (24.0)	68 (34.0)	1-5 (20.0)	6-7 (85.7)
2015-16	1-1-0 (0-1-0 in ANA)	5 (2.5)	6 (3.0)	52 (26.0)	49 (24.5)	0-1 (0.0)	5-6 (83.3)
2016-17	2-0-0 (1-0-0 in ANA)	9 (4.5)	7 (3.5)	65 (32.5)	64 (32.0)	0-6 (0.0)	6-7 (85.7)
2017-18	2-0-0 (1-0-0 in ANA)	6 (3.0)	5 (2.5)	48 (24.0)	67 (33.5)	0-2 (0.0)	5-6 (83.3)
2018-19	1-1-0 (0-1-0 in ANA)	3 (1.5)	5 (2.5)	48 (24.0)	70 (35.0)	0-8 (0.0)	10-10 (100.0)
2019-20	2-0-0 (1-0-0 in ANA)	6 (3.0)	3 (1.5)	57 (28.5)	66 (25.0)	0-3 (0.0)	4-5 (80.0)
2020-21	Did not play						
2021-22	0-2-0 (0-1-0 in ANA)	3 (1.5)	7 (3.5)	57 (28.5)	54 (37.0)	0-5 (0.0)	3-3 (100.0)
2021-22	2-0-0 (1-0-0 in ANA)	7 (3.5)	5 (2.5)	46 (23.0)	90 (45.0)	0-5 (0.0)	6-6 (100.0)
<b>Totals</b>	<b>25-16-3 (13-8-1 in ANA)</b>	<b>120 (2.7)</b>	<b>121 (2.8)</b>	<b>1310 (29.8)</b>	<b>1390 (31.6)</b>	<b>16-156 (10.3)</b>	<b>156-181 (86.2)</b>

### ALL-TIME SERIES FAST FACTS

	Overall	@ Anaheim	@ Carolina/Hartford
<b>All-Time Series:</b>	25-16-3	13-8-1	12-8-2
<b>Current Streak:</b>	Two Anaheim wins	One Anaheim win	One Anaheim win
<b>Last Win by Anaheim:</b>	Feb. 25, 2023 (3-2)	Dec. 6, 2022 (4-3 OT)	Feb. 25, 2023 (3-2)
<b>Last Win by Carolina:</b>	Apr. 10, 2022 (5-2)	Nov. 18, 2021 (2-1)	Apr. 10, 2022 (5-2)
<b>Last 10 games:</b>	7-3-0	7-3-0	8-1-1
<b>Overtime Record:</b>	9-0-3	5-0-1	4-0-2
<b>Longest Winning Streak:</b>	Five games	Four games	Five games
	Last: Nov. 10, 2016-Nov. 30, 2018	Nov. 25, 2009-Feb. 3, 2015	Feb. 12, 2015-Jan. 17, 2020
<b>Longest Losing Streak:</b>	Three games, two times	Two games	Five games
	Last: Dec. 6, 2005-Oct. 19, 2008	Dec. 6, 2005-Oct. 19, 2008	Oct. 11, 1995-Jan. 14, 2001
<b>Last Shutout by Anaheim:</b>	Feb. 23, 2003 (4-0)	None	Feb. 23, 2003 (4-0)
<b>Last Shutout by Carolina:</b>	Jan. 14, 2001 (4-0)	None	Jan. 14, 2001 (4-0)
<b>Biggest Anaheim win:</b>	Feb. 23, 2003 (4-0)	Two wins by three goals	Feb. 23, 2003 (4-0)
<b>Biggest Carolina win:</b>	Three wins by four goals	Two wins by four goals	Jan. 14, 2001 (4-0)

# OPPONENTS

## CHICAGO BLACKHAWKS

### ALL-TIME SERIES SUMMARY

Season	Series Results	GF	GA	SF	SA	Power Play	Penalty Killing
1993-94	1-4-0 (0-2-0 in ANA)	10 (0.7)	13 (2.6)	129 (25.8)	146 (29.2)	2-20 (10.0)	14-16 (87.5)
1994-95	1-3-0 (1-1-0 in ANA)	5 (1.3)	12 (3.0)	84 (21.0)	126 (31.5)	0-19 (0.0)	12-16 (75.0)
1995-96	0-3-1 (0-2-0 in ANA)	7 (1.8)	14 (3.5)	81 (20.3)	138 (34.5)	3-23 (13.0)	17-22 (77.3)
1996-97	3-0-1 (1-0-1 in ANA)	11 (2.8)	6 (1.5)	104 (26.0)	111 (27.8)	4-17 (23.5)	13-15 (86.7)
1997-98	2-2-0 (1-1-0 in ANA)	7 (1.8)	11 (2.8)	113 (28.3)	129 (32.3)	0-24 (0.0)	15-18 (83.3)
1998-99	3-1-0 (2-0-0 in ANA)	13 (3.3)	8 (2.0)	102 (25.5)	106 (26.5)	3-17 (17.6)	18-21 (85.7)
1999-00	3-1-1-0 (2-0-0-0 in ANA)	17 (3.4)	15 (3.0)	139 (27.8)	130 (26.0)	5-20 (25.0)	16-19 (84.2)
2000-01	2-2-0-0 (1-1-0-0 in ANA)	11 (2.8)	9 (2.3)	86 (21.5)	137 (34.3)	3-10 (30.0)	17-19 (89.4)
2001-02	1-2-1-0 (1-0-1-0 in ANA)	8 (2.0)	7 (1.8)	110 (27.5)	129 (32.3)	2-19 (10.5)	11-13 (84.6)
2002-03	4-0-0-0 (2-0-0-0 in ANA)	16 (4.0)	10 (2.5)	112 (28.0)	128 (32.0)	4-15 (26.6)	12-12 (100.0)
2003-04	2-1-1-0 (1-0-1-0 in ANA)	11 (2.8)	9 (2.3)	123 (30.1)	124 (31.0)	3-17 (17.6)	17-20 (85.0)
2005-06	4-0-0 (2-0-0 in ANA)	14 (3.5)	6 (1.5)	111 (27.8)	121 (30.3)	3-30 (10.0)	23-24 (95.8)
2006-07	3-0-1 (1-0-1 in ANA)	14 (3.5)	6 (1.5)	116 (29.0)	92 (23.0)	6-28 (21.4)	14-17 (82.4)
2007-08	3-1-0 (2-0-0 in ANA)	13 (3.3)	10 (2.5)	101 (25.3)	123 (30.8)	4-25 (16.0)	19-22 (86.4)
2008-09	1-2-1 (1-1-0 in ANA)	7 (1.8)	10 (2.5)	119 (29.8)	131 (32.8)	2-9 (22.2)	10-12 (83.3)
2009-10	3-1-0 (2-0-0 in ANA)	12 (3.0)	8 (2.0)	106 (26.5)	140 (35.0)	4-12 (33.3)	12-14 (85.7)
2010-11	2-1-1 (1-1-0 in ANA)	7 (1.8)	9 (2.3)	96 (24.0)	145 (36.3)	1-12 (8.3)	8-10 (80.0)
2011-12	1-2-1 (1-1-0 in ANA)	11 (2.8)	13 (3.3)	122 (30.5)	120 (30.0)	3-15 (20.0)	12-16 (75.0)
2012-13	3-0-0 (1-0-0 in ANA)	8 (2.7)	5 (1.7)	81 (27.0)	80 (26.7)	1-7 (14.3)	9-12 (75.0)
2013-14	1-2-0 (0-1-0 in ANA)	4 (1.3)	8 (2.7)	76 (25.3)	85 (28.3)	1-8 (12.5)	9-10 (90.0)
2014-15	1-2-0 (0-2-0 in ANA)	3 (1.0)	8 (2.7)	71 (23.7)	109 (36.3)	1-6 (16.7)	11-11 (100.0)
2015-16	1-0-2 (0-0-1 in ANA)	5 (1.7)	6 (2.0)	108 (36.0)	79 (26.3)	1-9 (11.1)	7-9 (77.8)
2016-17	2-1-0 (1-1-0 in ANA)	7 (3.5)	3 (1.5)	88 (44.0)	105 (52.5)	1-7 (14.3)	6-7 (85.7)
2017-18	2-1-0 (1-0-0 in ANA)	12 (4.0)	12 (4.0)	92 (30.7)	119 (39.7)	2-6 (33.3)	7-10 (70.0)
2018-19	1-2-0 (1-1-0 in ANA)	8 (2.7)	9 (3.0)	89 (29.7)	100 (33.3)	0-6 (0.0)	9-11 (81.8)
2019-20	0-2-1 (0-0-1 in ANA)	6 (2.0)	13 (4.3)	114 (38.0)	110 (36.7)	1-8 (12.5)	7-8 (87.5)
2020-21	Did not play						
2021-22	0-3-0 (0-1-0 in ANA)	5 (1.7)	15 (5.0)	98 (32.7)	96 (32.0)	1-7 (14.3)	5-8 (62.5)
2022-23	2-1-0 (1-1-0 in ANA)	9 (3.0)	7 (2.3)	100 (33.3)	77 (25.7)	1-9 (11.1)	5-7 (71.4)
<b>Totals</b>	<b>52-40-12 (27-17-6 in ANA)</b>	<b>261 (2.5)</b>	<b>262 (2.5)</b>	<b>2871 (27.6)</b>	<b>3236 (31.1)</b>	<b>62-405 (15.3)</b>	<b>335-399 (84.0)</b>

### ALL-TIME SERIES FAST FACTS

	Overall	@ Anaheim	@ Chicago
<b>All-Time Series:</b>	52-40-12	27-17-6	25-23-6
<b>Current Streak:</b>	Two Anaheim wins	One Anaheim win	One Anaheim win
<b>Last Win by Anaheim:</b>	Feb. 27, 2023 (4-2)	Feb. 27, 2023 (4-2)	Feb. 7, 2023 (3-2 OT)
<b>Last Win by Chicago:</b>	Nov. 12, 2022 (3-2)	Nov. 12, 2022 (3-2)	Mar. 8, 2022 (8-3)
<b>Last 10 games:</b>	2-7-1	4-4-2	4-6-0
<b>Overtime Record:</b>	5-1-12	1-1-7	4-0-5
<b>Longest Winning Streak:</b>	Seven games, two times Last: Feb. 27, 2019-present	Five games Feb. 1, 1998-Dec. 17, 2000	Six games Mar. 5, 2004-Dec. 7, 2007
<b>Longest Losing Streak:</b>	Seven games Feb. 27, 2019-Present	Five games Feb. 5, 2014-Nov. 25, 2016	Five games Oct. 23, 2018-Present
<b>Last Shutout by Anaheim:</b>	Apr. 6, 2017 (4-0)	Apr. 6, 2017 (4-0)	Mar. 9, 2017 (1-0)
<b>Last Shutout by Chicago:</b>	Jan. 15, 2022 (3-0)	Feb. 5, 2014 (2-0)	Jan. 15, 2022 (3-0)
<b>Biggest Anaheim win:</b>	Two wins by four goals	Apr. 6, 2017 (4-0)	Jan. 6, 1994 (6-2)
<b>Biggest Chicago win:</b>	Mar. 18, 2022 (8-3)	Nov. 19, 1997 (4-0)	Mar. 18, 2022 (8-3)

## COLORADO AVALANCHE

### ALL-TIME SERIES SUMMARY

Season	Series Results	GF	GA	SF	SA	Power Play	Penalty Killing
1993-94	1-1-0 (0-1-0 in ANA)	6 (3.0)	4 (2.0)	58 (29.0)	58 (29.0)	0-11 (0.0)	10-12 (83.3)
1994-95	Did not play						
1995-96	3-3-0 (3-0-0 in ANA)	19 (3.2)	17 (2.8)	162 (27.0)	178 (29.7)	3-28 (10.7)	20-26 (76.9)
1996-97	0-2-3 (0-1-1 in ANA)	14 (2.8)	18 (3.6)	140 (28.0)	183 (36.6)	3-20 (15.0)	21-26 (80.8)
1997-98	2-2-1 (1-1-1 in ANA)	14 (2.8)	15 (2.8)	151 (30.2)	139 (27.8)	3-27 (11.1)	30-35 (85.7)
1998-99	1-3-0 (0-2-0 in ANA)	8 (2.0)	14 (3.5)	117 (29.3)	138 (34.5)	3-22 (13.6)	12-16 (75.0)
1999-00	1-2-1-0 (0-1-1-0 in ANA)	10 (2.5)	11 (2.8)	123 (30.8)	77 (19.3)	2-20 (10.0)	9-15 (60.0)
2000-01	0-3-1-0 (0-2-0-0 in ANA)	4 (1.0)	11 (2.8)	107 (26.8)	93 (23.3)	1-14 (7.1)	11-13 (84.6)
2001-02	0-3-1-0 (0-2-0-0 in ANA)	5 (1.25)	9 (2.3)	90 (22.5)	119 (29.75)	1-16 (6.3)	16-18 (88.9)
2002-03	3-0-0-1 (1-0-0-1 in ANA)	14 (3.5)	11 (2.8)	106 (26.5)	130 (32.5)	5-19 (26.3)	26-30 (86.7)
2003-04	2-1-0-1 (2-0-0-0 in ANA)	7 (1.8)	8 (2.0)	109 (27.3)	128 (32.0)	3-16 (18.7)	18-22 (81.8)
2005-06	1-3-0 (1-1-0 in ANA)	13 (3.3)	15 (3.8)	123 (30.8)	127 (31.8)	5-19 (26.3)	18-20 (90.0)
2006-07	1-1-2 (1-0-1 in ANA)	9 (2.3)	9 (2.3)	152 (38.0)	115 (28.8)	3-20 (15.0)	13-16 (81.3)
2007-08	3-1-0 (2-0-0 in ANA)	6 (1.5)	5 (1.3)	116 (29.0)	103 (25.8)	2-14 (14.3)	15-15 (100.0)
2008-09	4-0-0 (2-0-0 in ANA)	19 (4.8)	7 (1.8)	115 (28.8)	130 (32.5)	6-18 (33.3)	12-15 (80.0)
2009-10	3-1-0 (1-1-0 in ANA)	17 (4.3)	10 (2.5)	137 (34.3)	99 (24.8)	5-16 (31.3)	11-15 (73.3)
2010-11	4-0-0 (2-0-0 in ANA)	17 (4.3)	8 (2.0)	136 (34.0)	110 (27.5)	5-19 (26.3)	9-10 (90.0)
2011-12	1-2-1 (1-1-0 in ANA)	8 (2.0)	13 (3.3)	106 (26.5)	127 (31.8)	3-9 (33.3)	6-8 (75.0)
2012-13	2-1-0 (1-1-0 in ANA)	8 (2.7)	7 (2.3)	81 (27.0)	82 (27.3)	4-11 (36.4)	6-8 (75.0)
2013-14	2-1-0 (1-0-0 in ANA)	10 (3.3)	12 (4.0)	105 (35.0)	98 (32.7)	0-8 (0.0)	6-10 (60.0)
2014-15	2-1-0 (1-1-0 in ANA)	8 (2.7)	8 (2.7)	110 (36.7)	65 (21.7)	0-11 (0.0)	7-8 (87.5)
2015-16	1-2-0 (0-1-0 in ANA)	5 (1.7)	9 (3.0)	103 (34.3)	83 (27.7)	2-12 (16.7)	10-11 (90.9)
2016-17	3-0-0 (2-0-0 in ANA)	11 (3.7)	3 (1.0)	99 (33.0)	85 (28.3)	2-7 (28.6)	7-8 (87.5)
2017-18	1-2-0 (1-0-0 in ANA)	6 (2.0)	9 (3.0)	94 (31.3)	99 (33.0)	0-6 (0.0)	14-18 (77.8)
2018-19	2-0-1 (1-0-1 in ANA)	10 (3.3)	8 (2.7)	93 (31.0)	112 (37.3)	3-8 (37.5)	4-9 (55.5)
2019-20	2-1-0 (0-1-0 in ANA)	9 (3.0)	6 (2.0)	83 (27.7)	101 (33.7)	1-7 (14.3)	6-10 (60.0)
2020-21	2-4-2 (1-2-1 in ANA)	19 (2.4)	30 (3.8)	198 (24.8)	288 (36.0)	2-20 (10.0)	24-30 (80.0)
2021-22	0-3-0 (0-1-0 in ANA)	4 (1.3)	11 (3.7)	91 (30.3)	100 (33.3)	3-9 (33.3)	11-14 (78.6)
2022-23	1-1-1 (0-1-1 in ANA)	10 (3.3)	13 (4.3)	85 (28.3)	134 (44.7)	0-8 (0.0)	8-13 (61.5)
<b>Totals</b>	<b>48-44-16 (25-21-8 in ANA)</b>	<b>290 (2.7)</b>	<b>301 (2.8)</b>	<b>3192 (29.6)</b>	<b>3301 (30.6)</b>	<b>70-415 (16.9)</b>	<b>350-451 (77.6)</b>

### ALL-TIME SERIES FAST FACTS

	Overall	@ Anaheim	@ Colorado
<b>All-Time Series:</b>	48-44-16	25-21-8	23-23-8
<b>Current Streak:</b>	Two Colorado wins	Five Colorado wins	One Anaheim win
<b>Last Win by Anaheim:</b>	Jan. 26, 2023 (5-3)	Jan. 24, 2021 (3-1)	Jan. 26, 2023 (5-3)
<b>Last Win by Colorado:</b>	Apr. 9, 2023 (5-4 OT)	Apr. 9, 2023 (5-4 OT)	Jan. 2, 2022 (4-2)
<b>Last 10 games:</b>	1-8-1	2-5-3	5-4-1
<b>Overtime Record:</b>	12-0-16	9-0-8	3-0-8
<b>Longest Winning Streak:</b>	Six games Mar. 21, 2010-Mar. 28, 2011	Five games Feb. 25, 2007-Mar. 29, 2009	Six games Jan. 31, 2009-Mar. 11, 2011
<b>Longest Losing Streak:</b>	Seven games Mar. 16, 2021-present	Four games Nov. 15, 2000-Apr. 12, 2002	Six games Nov. 18, 2003-Feb. 13, 2007
<b>Last Shutout by Anaheim:</b>	Feb. 6, 2013 (3-0)	Dec. 19, 2003 (1-0)	Feb. 6, 2013 (3-0)
<b>Last Shutout by Colorado:</b>	Jan. 19, 2022 (2-0)	Jan. 19, 2022 (2-0)	Mar. 9, 2016 (3-0)
<b>Biggest Anaheim win:</b>	Mar. 25, 2009 (7-2)	Three wins by four goals	Mar. 25, 2009 (7-2)
<b>Biggest Colorado win:</b>	Oct. 2, 2013 (6-1)	Three wins by three goals	Oct. 2, 2013 (6-1)

# OPPONENTS

## COLUMBUS BLUE JACKETS

### ALL-TIME SERIES SUMMARY

Season	Series Results	GF	GA	SF	SA	Power Play	Penalty Killing
2000-01	1-3-0-0 (1-1-0-0 in ANA)	10 (2.5)	16 (4.0)	121 (30.3)	84 (21.0)	3-16 (18.8)	11-19 (57.9)
2001-02	1-3-0-0 (1-1-0-0 in ANA)	8 (2.0)	10 (2.5)	123 (30.8)	115 (28.8)	1-19 (5.3)	9-12 (75.0)
2002-03	4-0-0-0 (2-0-0-0 in ANA)	14 (3.5)	5 (1.3)	125 (31.3)	113 (28.0)	3-15 (20.0)	17-18 (94.4)
2003-04	1-2-1-0 (1-0-1-0 in ANA)	7 (1.8)	8 (2.0)	152 (37.0)	118 (29.5)	1-20 (5.0)	18-20 (90.0)
2005-06	2-1-1 (1-0-1 in ANA)	10 (2.0)	9 (2.3)	150 (40.3)	123 (31.7)	3-22 (12.5)	32-37 (85.7)
2006-07	2-1-1 (0-1-1 in ANA)	16 (4.0)	13 (3.3)	130 (32.5)	130 (32.5)	6-21 (28.6)	21-22 (95.5)
2007-08	3-1-0 (2-0-0 in ANA)	7 (1.8)	9 (2.3)	124 (31.0)	119 (29.8)	4-24 (16.7)	25-31 (80.6)
2008-09	3-1-0 (1-1-0 in ANA)	13 (3.3)	9 (2.3)	98 (24.5)	121 (30.3)	2-15 (13.3)	21-24 (87.5)
2009-10	1-2-1 (0-2-0 in ANA)	11 (2.8)	14 (3.5)	133 (33.3)	131 (32.8)	3-16 (18.8)	12-16 (75.0)
2010-11	2-2-0 (1-1-0 in ANA)	13 (3.3)	9 (2.3)	133 (33.3)	115 (28.8)	6-16 (37.5)	11-14 (78.6)
2011-12	2-1-1 (1-0-1 in ANA)	15 (3.8)	13 (3.3)	117 (29.3)	87 (21.8)	6-17 (35.3)	10-15 (66.7)
2012-13	1-0-2 (1-0-1 in ANA)	6 (2.0)	7 (2.3)	87 (29.0)	73 (24.3)	3-8 (37.5)	7-7 (100.0)
2013-14	1-1-0 (0-1-0 in ANA)	6 (3.0)	7 (3.5)	68 (34.0)	54 (27.0)	1-7 (14.3)	4-6 (66.7)
2014-15	1-1-0 (1-0-0 in ANA)	7 (3.5)	6 (3.0)	74 (37.0)	44 (22.0)	3-9 (33.3)	5-7 (71.4)
2015-16	1-0-1 (1-0-0 in ANA)	7 (3.5)	5 (2.5)	61 (30.5)	70 (35.0)	1-5 (20.0)	5-6 (83.3)
2016-17	0-1-1 (0-1-0 in ANA)	2 (1.0)	7 (3.5)	67 (33.5)	55 (22.5)	0-7 (0.0)	7-8 (87.5)
2017-18	1-1-0 (1-0-0 in ANA)	6 (2.0)	6 (4.0)	62 (20.7)	67 (31.0)	0-6 (0.0)	10-11 (90.9)
2018-19	2-0-0 (1-0-0 in ANA)	5 (2.5)	3 (1.5)	52 (26.0)	63 (31.5)	0-6 (0.0)	9-9 (100.0)
2019-20	1-1-0 (0-1-0 in ANA)	5 (2.5)	5 (2.5)	63 (31.5)	54 (27.0)	0-3 (0.0)	5-6 (83.3)
2020-21	Did not play						
2021-22	2-0-0 (1-0-0 in ANA)	7 (3.5)	5 (2.5)	58 (29.0)	69 (34.5)	0-2 (0.0)	4-4 (100.0)
2022-23	2-0-0 (1-0-0 in ANA)	12 (6.0)	7 (3.5)	71 (35.5)	75 (35.5)	0-5 (0.0)	3-5 (60.0)
<b>Totals</b>	<b>34-22-9 (18-10-5 in ANA)</b>	<b>187 (2.8)</b>	<b>173 (2.6)</b>	<b>2069 (31.7)</b>	<b>1880 (28.7)</b>	<b>46-259 (17.8)</b>	<b>246-297 (82.8)</b>

### ALL-TIME SERIES FAST FACTS

	Overall	@ Anaheim	@ Columbus
<b>All-Time Series:</b>	34-22-9	18-10-5	16-12-4
<b>Current Streak:</b>	Four Anaheim wins	Two Anaheim wins	Four Anaheim wins
<b>Last Win by Anaheim:</b>	Mar. 17, 2023 (7-4)	Mar. 17, 2023 (7-4)	Jan. 19, 2023 (5-3)
<b>Last Win by Columbus:</b>	Jan. 7, 2020 (4-3)	Jan. 7, 2020 (4-3)	Dec. 1, 2017 (4-2)
<b>Last 10 games:</b>	8-2-0	6-3-1	5-2-3
<b>Overtime Record:</b>	7-0-9	3-0-4	4-0-5
<b>Longest Winning Streak:</b>	Five games, two times Last: Nov. 1, 2007-Dec. 7, 2008	Three games, two times Last: Nov. 1, 2007-Dec. 7, 2008	Three games, three times Last: Dec. 15, 2018-Present
<b>Longest Losing Streak:</b>	Five games Jan. 27, 2001-Dec. 31, 2001	Four games Dec. 31, 2008-Nov. 19, 2010	Four games, two times Last: Mar. 24, 2015-Dec. 1, 2017
<b>Last Shutout by Anaheim:</b>	Jan. 7, 2011 (6-0)	Jan. 7, 2011 (6-0)	None
<b>Last Shutout by Columbus:</b>	Oct. 28, 2016 (4-0)	Oct. 28, 2016 (4-0)	Oct. 5, 2007 (4-0)
<b>Biggest Anaheim win:</b>	Jan. 7, 2011 (6-0)	Jan. 7, 2011 (6-0)	Two wins by three goals
<b>Biggest Columbus win:</b>	Two wins by four goals	Oct. 28, 2016 (4-0)	Oct. 5, 2007 (4-0)



# OPPONENTS



## DALLAS STARS

### ALL-TIME SERIES SUMMARY

Season	Series Results	GF	GA	SF	SA	Power Play	Penalty Killing
1993-94	3-2-0 (2-1-0 in ANA)	17 (3.4)	15 (3.0)	128 (25.6)	156 (31.2)	6-25 (24.0)	21-26 (80.8)
1994-95	0-4-0 (0-2-0 in ANA)	3 (0.8)	19 (4.8)	96 (24.0)	148 (37.0)	0-14 (0.0)	14-18 (77.7)
1995-96	1-3-0 (1-1-0 in ANA)	9 (2.3)	14 (3.5)	132 (33.0)	119 (29.8)	3-20 (15.0)	18-23 (78.3)
1996-97	1-3-0 (1-1-0 in ANA)	9 (2.3)	12 (3.0)	96 (24.0)	135 (33.8)	0-8 (0.0)	9-14 (64.3)
1997-98	1-3-0 (1-1-0 in ANA)	5 (1.3)	16 (4.0)	98 (24.5)	115 (28.5)	0-15 (0.0)	9-11 (81.8)
1998-99	1-4-1 (1-2-0 in ANA)	12 (2.0)	19 (3.2)	172 (28.7)	171 (28.5)	5-22 (22.7)	20-26 (76.9)
1999-00	3-3-0-0 (2-1-0-0 in ANA)	17 (2.8)	15 (2.5)	153 (25.5)	150 (25.0)	2-25 (8.0)	28-35 (80.0)
2000-01	0-4-0-1 (0-2-0-0 in ANA)	5 (1.0)	20 (4.0)	115 (23.0)	131 (26.2)	2-21 (9.5)	13-17 (76.5)
2001-02	3-1-1-0 (1-1-1-0 in ANA)	15 (3.0)	10 (2.0)	123 (24.6)	156 (31.2)	5-23 (21.7)	19-22 (86.4)
2002-03	1-3-1-0 (0-1-1-0 in ANA)	8 (1.6)	13 (2.6)	136 (27.2)	144 (28.8)	3-24 (12.5)	13-17 (76.5)
2003-04	2-2-2-0 (2-0-1-0 in ANA)	13 (2.2)	14 (2.3)	149 (24.8)	172 (28.7)	6-22 (27.3)	27-32 (84.4)
2005-06	2-5-1 (1-3-0 in ANA)	17 (2.1)	25 (3.1)	225 (28.1)	222 (27.8)	4-43 (9.3)	41-52 (78.8)
2006-07	4-2-2 (3-0-1 in ANA)	21 (2.6)	14 (1.8)	232 (29.0)	219 (27.4)	7-39 (17.9)	35-40 (87.5)
2007-08	3-5-0 (2-2-0 in ANA)	14 (1.8)	24 (3.0)	185 (23.1)	189 (23.6)	8-45 (17.8)	29-38 (76.3)
2008-09	3-2-1 (1-2-0 in ANA)	15 (2.5)	19 (3.2)	171 (28.5)	190 (31.7)	4-21 (19.1)	23-29 (79.3)
2009-10	2-3-1 (2-1-0 in ANA)	15 (2.5)	18 (3.0)	194 (32.3)	221 (36.8)	2-15 (13.3)	16-19 (84.2)
2010-11	4-2-0 (2-1-0 in ANA)	21 (3.5)	16 (2.7)	172 (28.7)	175 (29.2)	6-22 (27.3)	19-24 (79.2)
2011-12	1-5-0 (1-2-0 in ANA)	11 (1.8)	19 (3.2)	173 (28.8)	145 (24.2)	3-21 (14.3)	13-17 (76.5)
2012-13	3-2-0 (1-1-0 in ANA)	12 (2.4)	9 (1.8)	136 (27.2)	138 (27.6)	2-13 (15.4)	18-20 (90.0)
2013-14	1-2-0 (1-1-0 in ANA)	9 (3.0)	11 (3.7)	104 (34.7)	96 (32.0)	3-10 (30.0)	9-10 (90.0)
2014-15	2-1-0 (0-1-0 in ANA)	5 (1.7)	6 (2.0)	65 (21.7)	94 (31.3)	0-6 (0.0)	10-12 (83.3)
2015-16	2-1-0 (2-0-0 in ANA)	10 (3.3)	7 (2.3)	79 (26.3)	83 (27.7)	2-9 (22.2)	9-11 (81.8)
2016-17	1-2-0 (1-0-0 in ANA)	6 (2.0)	10 (3.3)	109 (36.3)	81 (27.0)	2-14 (14.3)	10-11 (90.0)
2017-18	2-1-0 (2-0-0 in ANA)	8 (2.7)	5 (1.7)	77 (25.7)	104 (34.7)	2-10 (20.0)	5-7 (71.4)
2018-19	1-2-0 (1-0-0 in ANA)	11 (3.7)	13 (4.3)	86 (28.7)	121 (40.3)	1-6 (16.7)	5-9 (55.5)
2019-20	0-2-0 (0-1-0 in ANA)	1 (0.5)	5 (2.5)	57 (28.5)	56 (28.0)	1-4 (25.0)	3-5 (60.0)
2020-21	Did not play						
2021-22	0-2-1 (0-1-1 in ANA)	6 (2.0)	10 (3.3)	72 (24.0)	86 (28.7)	0-5 (0.0)	4-6 (66.7%)
2022-23	1-1-1 (1-0-0 in ANA)	4 (1.3)	7 (2.3)	92 (30.7)	117 (39.0)	2-8 (25.0)	11-13 (84.6)
<b>Totals</b>	<b>48-72-13 (32-29-5 in ANA)</b>	<b>299 (2.2)</b>	<b>385 (2.9)</b>	<b>3627 (27.3)</b>	<b>3934 (29.6)</b>	<b>81-510 (15.9)</b>	<b>451-564 (80.0)</b>

### ALL-TIME SERIES FAST FACTS

	Overall	@ Anaheim	@ Dallas
<b>All-Time Series:</b>	48-72-13	32-29-5	16-43-8
<b>Current Streak:</b>	One Dallas win	One Anaheim win	10 Dallas wins
<b>Last Win by Anaheim:</b>	Jan. 4, 2023 (2-0)	Jan. 4, 2023 (2-0)	Mar. 1, 2015 (3-1)
<b>Last Win by Dallas:</b>	Feb. 7, 2023 (3-2 SO)	Mar. 31, 2022 (3-2 OT)	Feb. 7, 2023 (3-2 SO)
<b>Last 10 games:</b>	2-6-2	7-2-1	0-9-1
<b>Overtime Record:</b>	11-0-13	7-0-5	4-0-8
<b>Longest Winning Streak:</b>	Three games, three times Last: Mar. 14-Apr. 3, 2013	Six games Jan. 15, 2016-Dec. 12, 2018	Two games, three times Last: Oct. 31, 2014-Mar. 1, 2015
<b>Longest Losing Streak:</b>	Nine games Dec. 22, 1993-Mar. 28, 1996	Four games Dec. 22, 1993-Mar. 5, 1996	Nine games Mar. 22, 1994-Mar. 13, 1998
<b>Last Shutout by Anaheim:</b>	Jan. 4, 2023 (2-0)	Jan. 4, 2023 (2-0)	Apr. 1, 2013 (4-0)
<b>Last Shutout by Dallas:</b>	Dec. 1, 2022 (5-0)	Jan. 9, 2020 (3-0)	Dec. 1, 2022 (5-0)
<b>Biggest Anaheim win:</b>	Jan. 25, 2002 (6-1)	Apr. 8, 2015 (4-0)	Jan. 25, 2002 (6-1)
<b>Biggest Dallas win:</b>	Mar. 21, 2001 (8-0)	Nov. 5, 2007 (5-0)	Mar. 21, 2001 (8-0)

# OPPONENTS

## DETROIT RED WINGS

### ALL-TIME SERIES SUMMARY

Season	Series Results	GF	GA	SF	SA	Power Play	Penalty Killing
1993-94	0-3-1 (0-2-0 in ANA)	12 (3.0)	22 (5.5)	110 (27.5)	151 (37.8)	7-18 (38.9)	10-15 (66.6)
1994-95	0-3-1 (0-1-1 in ANA)	15 (3.8)	21 (5.3)	109 (27.3)	152 (38.0)	5-18 (27.8)	8-12 (66.7)
1995-96	0-3-1 (0-1-1 in ANA)	6 (1.5)	18 (4.5)	111 (27.8)	145 (36.3)	3-18 (16.7)	11-20 (55.0)
1996-97	3-0-1 (2-0-0 in ANA)	7 (1.8)	3 (0.8)	99 (24.8)	132 (33.0)	1-11 (9.1)	13-13 (100.0)
1997-98	0-3-1 (0-2-0 in ANA)	7 (1.8)	13 (3.3)	102 (25.5)	151 (37.8)	1-19 (5.3)	10-16 (62.5)
1998-99	1-3-0 (1-1-0 in ANA)	9 (2.3)	12 (3.0)	110 (27.5)	136 (34.0)	5-23 (21.7)	19-23 (82.6)
1999-00	2-2-0-0 (2-0-0-0 in ANA)	12 (3.0)	13 (3.3)	103 (25.8)	123 (30.8)	4-19 (21.1)	13-18 (72.2)
2000-01	0-3-0-1 (0-2-0-0 in ANA)	6 (1.5)	11 (2.8)	85 (21.2)	149 (37.2)	1-18 (5.6)	16-23 (69.6)
2001-02	1-2-1-0 (0-1-1-0 in ANA)	6 (1.5)	8 (2.0)	103 (25.7)	107 (26.7)	1-18 (5.6)	12-18 (66.6)
2002-03	1-2-0-1 (1-1-0-0 in ANA)	8 (2.0)	9 (2.3)	114 (28.5)	144 (36.0)	2-24 (8.3)	13-15 (86.6)
2003-04	1-2-1-0 (1-0-1-0 in ANA)	13 (3.3)	18 (4.5)	115 (28.8)	160 (40.0)	2-11 (18.2)	13-15 (86.6)
2005-06	1-3-0 (1-1-0 in ANA)	6 (1.5)	9 (2.3)	104 (26.0)	130 (32.5)	3-18 (16.7)	19-25 (76.0)
2006-07	2-2-0 (2-0-0 in ANA)	9 (2.3)	6 (1.5)	105 (26.3)	115 (28.8)	4-21 (19.0)	19-22 (86.4)
2007-08	2-1-1 (1-1-0 in ANA)	12 (3.0)	9 (2.3)	88 (22.0)	139 (34.8)	4-23 (17.4)	24-30 (80.0)
2008-09	1-3-0 (1-1-0 in ANA)	11 (2.8)	15 (3.8)	104 (26.0)	152 (38.0)	5-18 (27.8)	15-20 (75.0)
2009-10	2-1-1 (2-0-0 in ANA)	13 (3.3)	12 (3.0)	115 (28.8)	154 (38.5)	2-14 (14.3)	17-23 (73.9)
2010-11	1-3-0 (1-1-0 in ANA)	6 (1.5)	14 (3.5)	115 (28.8)	142 (35.5)	0-9 (0.0)	17-19 (89.5)
2011-12	1-2-1 (1-1-0 in ANA)	7 (1.8)	10 (2.5)	110 (27.5)	127 (31.8)	1-19 (5.2)	18-19 (94.7)
2012-13	1-2-0 (0-2-0 in ANA)	7 (2.3)	9 (3.0)	105 (35.0)	72 (24.0)	1-9 (11.1)	8-11 (72.3)
2013-14	2-0-0 (1-0-0 in ANA)	6 (3.0)	2 (1.0)	53 (26.5)	40 (20.0)	0-7 (0.0)	7-7 (100.0)
2014-15	2-0-0 (1-0-0 in ANA)	6 (3.0)	5 (2.5)	51 (25.5)	67 (33.5)	0-7 (0.0)	6-7 (85.7)
2015-16	1-1-0 (0-1-0 in ANA)	5 (2.5)	5 (2.5)	66 (33.0)	51 (25.5)	0-6 (0.0)	7-7 (100.0)
2016-17	1-1-0 (1-0-0 in ANA)	6 (3.0)	6 (3.0)	49 (24.5)	55 (27.5)	2-6 (33.3)	6-6 (100.0)
2017-18	1-1-0 (1-0-0 in ANA)	5 (2.5)	4 (2.0)	69 (34.5)	46 (23.0)	0-6 (0.0)	7-7 (100.0)
2018-19	1-1-0 (1-0-0 in ANA)	3 (1.5)	5 (2.5)	51 (25.5)	46 (23.0)	1-5 (20.0)	2-2 (100.0)
2019-20	1-0-1 (0-0-1 in ANA)	6 (3.0)	5 (2.5)	56 (28.0)	68 (34.0)	0-5 (0.0)	1-6 (83.3)
2020-21	Did not play						
2021-22	1-0-1 (1-0-0 in ANA)	4 (2.0)	5 (2.5)	42 (21.0)	64 (32.0)	1-2 (50.0)	4-5 (80.0)
2022-23	1-1-0 (1-0-0 in ANA)	4 (2.0)	7 (3.5)	63 (31.5)	74 (37.0)	1-9 (11.1)	6-9 (66.7)
<b>Totals</b>	<b>31-48-14 (23-19-5 in ANA)</b>	<b>217 (2.3)</b>	<b>276 (3.0)</b>	<b>2507 (26.9)</b>	<b>3092 (33.3)</b>	<b>57-381 (14.9)</b>	<b>324-413 (78.5)</b>

### ALL-TIME SERIES FAST FACTS

	Overall	@ Anaheim	@ Detroit
<b>All-Time Series:</b>	31-48-14	23-19-5	8-29-9
<b>Current Streak:</b>	One Anaheim win	Two Anaheim wins	One Detroit win
<b>Last Win by Anaheim:</b>	Nov. 15, 2022 (3-2 OT)	Nov. 15, 2022 (3-2 OT)	Oct. 8, 2019 (3-1)
<b>Last Win by Detroit:</b>	Oct. 23, 2022 (5-1)	Nov. 12, 2019 (4-3 OT)	Oct. 23, 2022 (5-1)
<b>Last 10 games:</b>	5-3-2	7-2-1	4-5-1
<b>Overtime Record:</b>	6-0-14	5-0-5	1-0-9
<b>Longest Winning Streak:</b>	Four games Dec. 17, 2013-Feb. 23, 2015	Three games, two times Last: Jan. 4, 2017-Oct. 8, 2018	Four games Feb. 15, 2013-Jan. 23, 2016
<b>Longest Losing Streak:</b>	Five games, two times Last: Dec. 1, 2008-Dec. 11, 2009	Three games Oct. 8, 1993-Feb. 3, 1995	Nine games Feb. 15, 2002-Oct. 3, 2007
<b>Last Shutout by Anaheim:</b>	Jan. 4, 2017 (2-0)	Jan. 4, 2017 (2-0)	Mar. 30, 1997 (1-0 OT)
<b>Last Shutout by Detroit:</b>	Dec. 3, 2010 (4-0)	Dec. 3, 2010 (4-0)	Nov. 5, 2011 (5-0)
<b>Biggest Anaheim win:</b>	Mar. 14, 2012 (4-0)	Mar. 14, 2012 (4-0)	Two wins by three goals
<b>Biggest Detroit win:</b>	Four wins by five goals	Two wins by five goals	Two wins by five goals

# OPPONENTS



## EDMONTON OILERS

### ALL-TIME SERIES SUMMARY

Season	Series Results	GF	GA	SF	SA	Power Play	Penalty Killing
1993-94	5-1-0 (2-1-0 in ANA)	23 (3.8)	13 (2.2)	179 (29.8)	202 (33.7)	4-25 (16.0)	21-26 (80.8)
1994-95	2-2-0 (2-0-0 in ANA)	10 (2.5)	11 (2.8)	125 (31.3)	142 (35.5)	2-18 (11.1)	16-21 (76.2)
1995-96	1-4-0 (1-1-0 in ANA)	5 (1.0)	11 (2.2)	150 (30.0)	157 (31.4)	3-25 (12.0)	19-23 (82.6)
1996-97	4-0-1 (2-0-1 in ANA)	18 (3.6)	8 (1.6)	155 (31.0)	166 (33.2)	3-18 (16.7)	19-22 (86.4)
1997-98	4-2-0 (2-1-0 in ANA)	17 (2.8)	14 (2.3)	126 (21.0)	186 (31.0)	4-31 (12.9)	36-41 (87.8)
1998-99	2-3-0 (1-2-0 in ANA)	12 (2.4)	15 (3.0)	128 (25.6)	163 (32.6)	5-28 (17.9)	24-27 (88.9)
1999-00	2-2-0-0 (2-0-0-0 in ANA)	8 (2.0)	9 (2.3)	105 (26.3)	130 (32.5)	0-13 (0.0)	13-15 (86.7)
2000-01	1-2-1-0 (1-0-1-0 in ANA)	11 (2.8)	13 (3.3)	94 (23.5)	126 (31.5)	5-25 (20.0)	18-19 (94.7)
2001-02	1-2-0-1 (1-1-0-0 in ANA)	5 (1.3)	8 (2.0)	121 (30.3)	121 (30.3)	2-18 (11.1)	13-14 (92.9)
2002-03	0-4-0-0 (0-2-0-0 in ANA)	5 (1.3)	11 (2.8)	106 (26.5)	95 (23.8)	2-18 (11.1)	15-18 (83.3)
2003-04	1-2-0-1 (1-1-0-0 in ANA)	7 (1.8)	8 (2.0)	110 (27.5)	99 (24.8)	3-10 (30.0)	13-13 (100.0)
2005-06	0-3-1 (0-2-0 in ANA)	11 (2.8)	17 (4.3)	119 (29.8)	125 (31.3)	2-22 (9.1)	21-28 (75.0)
2006-07	3-1-0 (2-0-0 in ANA)	15 (3.8)	9 (2.3)	102 (25.5)	102 (25.5)	3-13 (23.1)	14-15 (93.3)
2007-08	1-2-1 (0-1-1 in ANA)	5 (1.3)	12 (3.0)	102 (25.5)	94 (23.5)	0-15 (0.0)	17-20 (85.0)
2008-09	2-2-0 (0-2-0 in ANA)	12 (3.0)	13 (3.3)	150 (37.5)	132 (33.0)	5-23 (21.7)	19-23 (82.6)
2009-10	4-0-0 (2-0-0 in ANA)	20 (5.0)	9 (2.3)	161 (40.3)	135 (33.8)	8-25 (32.0)	16-18 (88.9)
2010-11	3-1-0 (1-1-0 in ANA)	11 (2.8)	8 (2.0)	122 (30.5)	101 (25.3)	3-17 (17.6)	12-13 (92.3)
2011-12	3-1-0 (1-1-0 in ANA)	13 (3.3)	6 (1.5)	108 (27.0)	110 (27.5)	3-11 (27.3)	4-5 (80.0)
2012-13	3-0-0 (1-0-0 in ANA)	8 (2.7)	2 (0.7)	96 (32.0)	80 (26.7)	2-13 (15.4)	10-10 (100.0)
2013-14	3-1-1 (3-0-0 in ANA)	16 (3.2)	14 (2.8)	184 (36.8)	126 (25.2)	1-22 (4.5)	10-12 (83.3)
2014-15	4-0-0 (2-0-0 in ANA)	13 (3.3)	5 (1.3)	102 (25.5)	95 (23.8)	3-8 (37.5)	10-11 (90.9)
2015-16	4-0-1 (1-0-1 in ANA)	13 (2.6)	9 (1.8)	162 (32.4)	121 (24.2)	4-15 (26.7)	12-15 (80.0)
2016-17	2-1-2 (2-1-0 in ANA)	12 (2.4)	14 (2.8)	138 (27.6)	158 (31.6)	4-14 (28.6)	14-17 (82.3)
2017-18	2-0-2 (1-0-1 in ANA)	14 (3.5)	12 (3.0)	152 (38.0)	140 (35.0)	2-9 (22.2)	13-14 (92.9)
2018-19	2-2-0 (1-1-0 in ANA)	8 (2.0)	8 (2.0)	136 (34.0)	104 (26.0)	0-7 (0.0)	4-5 (80.0)
2019-20	1-1-0 (1-1-0 in ANA)	6 (3.0)	9 (4.5)	54 (27.0)	63 (31.5)	1-8 (12.5)	4-7 (57.1)
2020-21	Did not play						
2021-22	0-3-0 (0-1-0 in ANA)	9 (3.0)	19 (6.3)	98 (32.7)	124 (41.3)	2-5 (40.0)	8-12 (66.7)
2022-23	1-3-0 (0-2-0 in ANA)	7 (1.8)	18 (4.5)	104 (26.0)	180 (45.0)	1-9 (11.1)	9-13 (69.2)
<b>Totals</b>	<b>61-45-12 (33-22-5 in ANA)</b>	<b>314 (2.7)</b>	<b>304 (2.6)</b>	<b>3489 (29.6)</b>	<b>3577 (30.3)</b>	<b>77-466 (16.5)</b>	<b>405-477 (84.9)</b>

### ALL-TIME SERIES FAST FACTS

	Overall	@ Anaheim	@ Edmonton
<b>All-Time Series:</b>	61-45-12	33-22-5	28-22-7
<b>Current Streak:</b>	Three Edmonton wins	Three Edmonton wins	One Edmonton win
<b>Last Win by Anaheim:</b>	Dec. 17, 2022 (4-3)	Feb. 25, 2020 (4-3 OT)	Dec. 17, 2022 (4-3)
<b>Last Win by Edmonton:</b>	Apr. 5, 2023 (3-1)	Apr. 5, 2023 (3-1)	Apr. 1, 2023 (6-0)
<b>Last 10 games:</b>	3-7-0	4-5-1	4-5-1
<b>Overtime Record:</b>	11-0-12	5-0-5	6-0-7
<b>Longest Winning Streak:</b>	Six games Apr. 5, 2012-Jan. 3, 2014	Six games Apr. 8, 2013-Apr. 1, 2015	11 games Dec. 27, 2007-Apr. 22, 2013
<b>Longest Losing Streak:</b>	Seven games Oct. 26, 2003-Feb. 2, 2004	Four games Nov. 30, 2007-Mar. 27, 2009	12 games Dec. 27, 1999-Apr. 13, 2006
<b>Last Shutout by Anaheim:</b>	Dec. 31, 2015 (1-0)	Apr. 5, 2002 (2-0)	Dec. 31, 2015 (1-0)
<b>Last Shutout by Edmonton:</b>	Apr. 1, 2023 (6-0)	Jan. 6, 2019 (4-0)	Apr. 1, 2023 (6-0)
<b>Biggest Anaheim win:</b>	Two wins by five goals	Apr. 11, 2010 (7-2)	Jan. 13, 2012 (5-0)
<b>Biggest Edmonton win:</b>	Apr. 1, 2023 (6-0)	Apr. 3, 2022 (6-1)	Apr. 1, 2023 (6-0)

# OPPONENTS

## FLORIDA PANTHERS

### ALL-TIME SERIES SUMMARY

Season	Series Results	GF	GA	SF	SA	Power Play	Penalty Killing
1993-94	0-2-0 (0-1-0 in ANA)	4 (2.0)	7 (3.5)	67 (33.5)	41 (20.5)	1-11 (9.1)	9-11 (81.8)
1994-95	Did not play						
1995-96	0-1-1 (0-1-0 in ANA)	6 (3.0)	7 (3.5)	53 (26.5)	58 (29.0)	1-5 (20.0)	11-12 (91.7)
1996-97	2-0-0 (1-0-0 in ANA)	6 (3.0)	2 (1.0)	49 (24.5)	60 (30.0)	2-6 (33.3)	9-9 (100.0)
1997-98	1-0-1 (1-0-0 in ANA)	11 (5.5)	6 (3.0)	58 (29.0)	84 (42.0)	2-7 (28.6)	12-13 (92.3)
1998-99	0-1-0 (0-1-0 in ANA)	2 (2.0)	5 (5.0)	27 (27.0)	41 (41.0)	1-2 (50.0)	3-4 (75.0)
1999-00	0-1-0-1 (0-1-0-0 in ANA)	3 (1.5)	8 (4.0)	58 (29.0)	58 (29.0)	0-11 (0.0)	5-9 (55.5)
2000-01	1-0-0-0 (1-0-0-0 in ANA)	3 (3.0)	2 (2.0)	31 (31.0)	25 (25.0)	1-8 (12.5)	4-4 (100.0)
2001-02	0-2-0-0 (0-1-0-0 in ANA)	1 (0.5)	8 (4.0)	57 (28.5)	52 (26.0)	0-7 (0.0)	4-5 (80.0)
2002-03	1-0-1-0 (0-0-1-0 in ANA)	6 (3.0)	5 (2.5)	65 (32.5)	56 (28.0)	1-8 (12.5)	4-7 (57.1)
2003-04	0-1-0-0 (0-0-0-0 in ANA)	2 (2.0)	3 (3.0)	34 (34.0)	40 (40.0)	0-1 (0.0)	1-2 (50.0)
2005-06	1-0-0 (1-0-0 in ANA)	1 (1.0)	0 (0.0)	31 (31.0)	30 (30.0)	0-7 (0.0)	7-7 (100.0)
2006-07	1-0-0 (0-0-0 in ANA)	5 (5.0)	4 (4.0)	36 (36.0)	31 (31.0)	1-4 (25.0)	4-4 (100.0)
2007-08	Did not play						
2008-09	0-1-0 (0-1-0 in ANA)	1 (1.0)	3 (3.0)	45 (45.0)	26 (26.0)	0-4 (0.0)	3-4 (75.0)
2009-10	1-0-0 (0-0-0 in ANA)	3 (3.0)	0 (0.0)	25 (25.0)	33 (33.0)	1-3 (33.3)	4-4 (100.0)
2010-11	1-0-0 (1-0-0 in ANA)	5 (5.0)	3 (3.0)	29 (29.0)	32 (32.0)	0-1 (0.0)	0-2 (0.0)
2011-12	1-0-0 (0-0-0 in ANA)	2 (2.0)	0 (0.0)	27 (27.0)	31 (31.0)	0-2 (0.0)	4-4 (100.0)
2012-13	Did not play						
2013-14	1-1-0 (1-0-0 in ANA)	8 (4.0)	5 (2.5)	74 (37.0)	55 (27.5)	1-6 (16.7)	5-5 (100.0)
2014-15	0-2-0 (0-1-0 in ANA)	4 (2.0)	12 (6.0)	68 (34.0)	55 (27.5)	1-5 (20.0)	5-9 (55.5)
2015-16	2-0-0 (1-0-0 in ANA)	5 (2.5)	3 (1.5)	80 (40.0)	50 (25.0)	2-8 (25.0)	6-6 (100.0)
2016-17	0-2-0 (0-1-0 in ANA)	2 (1.0)	6 (3.0)	59 (29.5)	68 (34.0)	0-6 (0.0)	7-8 (87.5)
2017-18	1-1-0 (1-0-0 in ANA)	6 (3.0)	10 (5.0)	62 (31.0)	74 (37.0)	2-7 (28.6)	7-9 (77.8)
2018-19	2-0-0 (1-0-0 in ANA)	6 (3.0)	4 (2.0)	47 (23.5)	83 (41.5)	1-4 (25.0)	3-4 (75.0)
2019-20	0-1-1 (0-1-0 in ANA)	5 (2.5)	9 (4.5)	68 (34.0)	60 (30.0)	1-2 (50.0)	2-2 (100.0)
2020-21	Did not play						
2021-22	0-1-1 (0-1-0 in ANA)	2 (1.0)	6 (3.0)	41 (20.5)	97 (48.5)	0-3 (0.0)	6-8 (75.0)
2022-23	0-1-1 (0-1-0 in ANA)	6 (3.0)	9 (4.5)	67 (33.5)	103 (51.5)	1-4 (25.0)	5-7 (71.4)
<b>Totals</b>	<b>16-18-7 (9-11-1 in ANA)</b>	<b>105 (2.6)</b>	<b>127 (3.1)</b>	<b>1258 (30.7)</b>	<b>1343 (32.8)</b>	<b>20-132 (15.2)</b>	<b>130-159 (81.8)</b>

### ALL-TIME SERIES FAST FACTS

	Overall	@ Anaheim	@ Florida
<b>All-Time Series:</b>	16-18-7	9-11-1	7-7-6
<b>Current Streak:</b>	Six Florida wins	Three Florida wins	Three Florida wins
<b>Last Win by Anaheim:</b>	Mar. 17, 2019 (3-2)	Mar. 17, 2019 (3-2)	Nov. 28, 2018 (3-2)
<b>Last Win by Florida:</b>	Feb. 20, 2023 (4-3 OT)	Nov. 6, 2022 (5-3)	Feb. 20, 2023 (4-3 OT)
<b>Last 10 games:</b>	3-4-3	5-5-0	3-4-3
<b>Overtime Record:</b>	2-0-7	2-0-1	0-0-6
<b>Longest Winning Streak:</b>	Three games, two times Last: Nov. 19, 2017-Mar. 17, 2019	Two games, three times Last: Nov. 19, 2017-Mar. 17, 2019	Three games Dec. 12, 2006-Feb. 19, 2012
<b>Longest Losing Streak:</b>	Six games Nov. 21, 2019-Present	Three games Last: Feb. 19, 2020-Present	Three games Last: Nov. 21, 2019-Present
<b>Last Shutout by Anaheim:</b>	Feb. 19, 2012 (2-0)	Jan. 21, 2006 (1-0)	Feb. 19, 2012 (2-0)
<b>Last Shutout by Florida:</b>	Mar. 18, 2022 (3-0)	Mar. 18, 2022 (3-0)	Nov. 21, 2001 (6-0)
<b>Biggest Anaheim win:</b>	Jan. 4, 1998 (8-3)	Jan. 4, 1998 (8-3)	Four wins by two goals
<b>Biggest Florida win:</b>	Nov. 21, 2001 (6-0)	Two wins by four goals	Nov. 21, 2001 (6-0)

## LOS ANGELES KINGS

### ALL-TIME SERIES SUMMARY

Season	Series Results	GF	GA	SF	SA	Power Play	Penalty Killing
1993-94	2-4-0 (1-2-0 in ANA)	18 (3.0)	20 (3.3)	212 (35.3)	192 (32.0)	8-33 (24.2)	32-38 (94.2)
1994-95	2-1-2 (1-0-1 in ANA)	14 (2.8)	10 (2.0)	162 (32.4)	149 (29.8)	1-15 (6.7)	13-17 (76.5)
1995-96	2-3-1 (1-1-1 in ANA)	14 (2.3)	21 (3.5)	208 (34.7)	213 (35.5)	3-29 (10.3)	25-33 (75.8)
1996-97	3-1-1 (3-0-0 in ANA)	20 (4.0)	12 (2.4)	150 (30.0)	159 (31.8)	4-25 (16.0)	23-24 (95.8)
1997-98	1-3-1 (0-1-1 in ANA)	14 (2.8)	16 (3.2)	153 (30.6)	140 (28.0)	2-24 (8.3)	20-25 (80.0)
1998-99	5-1-0 (3-0-0 in ANA)	18 (3.0)	9 (1.5)	154 (25.7)	215 (35.8)	6-19 (31.6)	25-29 (86.2)
1999-00	2-1-2-1 (0-0-2-1 in ANA)	17 (2.8)	14 (2.3)	176 (29.3)	150 (25.0)	6-25 (24.0)	17-20 (85.0)
2000-01	2-1-1-1 (2-0-0-1 in ANA)	17 (3.4)	14 (2.8)	121 (24.2)	163 (32.6)	6-26 (23.1)	22-26 (84.6)
2001-02	0-3-1-1 (0-1-0-1 in ANA)	7 (1.4)	14 (2.8)	140 (28.0)	103 (20.6)	1-27 (3.7)	17-22 (77.3)
2002-03	2-2-1-0 (1-1-1-0 in ANA)	16 (3.2)	17 (3.4)	133 (26.6)	141 (28.2)	6-23 (26.0)	21-23 (91.3)
2003-04	1-3-1-1 (1-0-1-1 in ANA)	17 (2.8)	22 (3.6)	175 (29.2)	200 (33.3)	4-20 (20.0)	26-30 (86.6)
2005-06	5-1-2 (3-0-1 in ANA)	32 (4.0)	19 (2.4)	279 (34.9)	256 (32.0)	15-44 (34.1)	45-53 (84.9)
2006-07	4-2-2 (1-2-1 in ANA)	23 (2.9)	25 (3.1)	244 (30.5)	263 (32.9)	9-35 (25.7)	36-46 (78.3)
2007-08	6-2-0 (3-0-0 in ANA)*	23 (2.9)	20 (2.5)	247 (30.9)	224 (28.0)	6-35 (17.1)	31-40 (77.5)
2008-09	3-3-0 (2-1-0 in ANA)	15 (2.5)	15 (2.5)	163 (27.2)	157 (26.2)	5-29 (17.2)	26-33 (78.9)
2009-10	2-3-1 (1-1-1 in ANA)	16 (2.7)	21 (3.5)	161 (26.8)	206 (34.3)	6-19 (31.6)	19-24 (79.2)
2010-11	4-2-0 (2-1-0 in ANA)	12 (2.0)	10 (1.7)	138 (23.0)	175 (29.2)	3-14 (21.4)	21-23 (91.3)
2011-12	1-3-2 (1-2-0 in ANA)	13 (2.2)	18 (3.0)	162 (27.0)	209 (34.8)	3-20 (15.0)	19-23 (82.6)
2012-13	2-2-0 (2-0-0 in ANA)	13 (3.3)	14 (3.5)	93 (23.2)	115 (28.8)	5-12 (41.7)	9-14 (64.3)
2013-14	4-0-1 (1-0-1 in ANA)	12 (2.4)	7 (1.4)	114 (22.8)	186 (37.2)	2-21 (9.5)	19-20 (95.0)
2014-15	4-0-1 (3-0-0 in ANA)	16 (3.2)	14 (2.8)	167 (33.4)	144 (28.8)	1-11 (9.1)	12-16 (66.7)
2015-16	3-2-0 (1-1-0 in ANA)	14 (2.8)	11 (2.2)	127 (25.4)	145 (29.0)	6-18 (33.3)	12-17 (70.6)
2016-17	3-2-0 (2-1-0 in ANA)	12 (2.4)	10 (2.0)	137 (27.4)	134 (26.8)	4-22 (18.2)	11-14 (78.6)
2017-18	3-0-2 (2-0-1 in ANA)	12 (2.6)	9 (2.3)	148 (28.0)	155 (34.0)	1-12 (9.1)	13-14 (92.8)
2018-19	1-2-1 (1-1-0 in ANA)	11 (2.8)	12 (3.0)	104 (26.0)	128 (32.0)	1-8 (12.5)	10-12 (83.3)
2019-20	2-1-0 (1-1-0 in ANA)	8 (2.7)	5 (1.7)	85 (28.3)	110 (36.7)	2-5 (40.0)	5-7 (71.4)
2020-21	4-4-0 (2-2-0 in ANA)	22 (2.8)	25 (3.1)	238 (29.8)	211 (26.4)	0-18 (0.0)	16-21 (76.2)
2021-22	1-3-0 (0-2-0 in ANA)	8 (2)	14 (3.5)	112 (28.0)	134 (33.5)	3-12 (25.0)	8-10 (80.0)
2022-23	0-3-0 (0-2-0 in ANA)	7 (2.3)	15 (5.0)	76 (25.3)	118 (39.3)	2-9 (22.2)	11-17 (64.7)
<b>Totals</b>	<b>74-58-27 (42-23-16 in ANA)</b>	<b>441 (2.8)</b>	<b>433 (2.7)</b>	<b>4579 (28.8)</b>	<b>4936 (31.0)</b>	<b>121-610 (19.8)</b>	<b>560-687 (81.5)</b>

\* - Games at O2 Arena in London, England not considered played in Anaheim or Los Angeles

### ALL-TIME SERIES FAST FACTS

	Overall	@ Anaheim	@ Los Angeles
<b>All-Time Series:</b>	74-58-27	42-23-16*	32-35-11*
<b>Current Streak:</b>	Six Los Angeles wins	Four Los Angeles wins	Two Los Angeles wins
<b>Last Win by Anaheim:</b>	Nov. 30, 2021 (5-4 SO)	May 1, 2021 (6-2)	Nov. 30, 2021 (5-4 SO)
<b>Last Win by Los Angeles:</b>	Apr. 13, 2023 (5-3)	Apr. 13, 2023 (5-3)	Dec. 20, 2022 (4-1)
<b>Last 10 games:</b>	3-7-0	3-7-0	4-5-1
<b>Overtime Record:</b>	18-0-27	9-0-16	9-0-14
<b>Longest Winning Streak:</b>	Six games Apr. 18, 1998-Mar. 18, 1999	Six games Nov. 13, 2007-Jan. 6, 2009	Five games Jan. 28, 2006-Feb. 17, 2007
<b>Longest Losing Streak:</b>	Six games Feb. 25, 2022-Present	Four games Feb. 25, 2022-Present	Five games Nov. 16, 2011-Apr. 13, 2013
<b>Last Shutout by Anaheim:</b>	Feb. 19, 2017 (1-0)	Feb. 19, 2017 (1-0)	Nov. 1, 2016 (4-0)
<b>Last Shutout by Los Angeles:</b>	Jan. 14, 2010 (4-0)	None	Jan. 14, 2010 (4-0)
<b>Biggest Anaheim win:</b>	Eight wins by four goals	Six wins by four goals	Nov. 1, 2016 (4-0)
<b>Biggest Los Angeles win:</b>	Dec. 27, 1995 (7-1)	Mar. 10, 2021 (5-1)	Dec. 27, 1995 (7-1)

# OPPONENTS

## MINNESOTA WILD

### ALL-TIME SERIES SUMMARY

Season	Series Results	GF	GA	SF	SA	Power Play	Penalty Killing
2000-01	2-2-0-0 (1-1-0-0 in ANA)	6 (1.5)	9 (2.3)	112 (28.0)	115 (28.8)	2-17 (11.8)	22-24 (91.7)
2001-02	2-1-1-0 (1-1-0-0 in ANA)	13 (3.3)	10 (2.5)	91 (22.8)	109 (27.3)	4-16 (25.0)	18-19 (94.7)
2002-03	2-1-0-1 (1-0-0-1 in ANA)	4 (1.0)	6 (1.5)	102 (25.5)	107 (27.8)	0-10 (0.0)	30-30 (100.0)
2003-04	2-1-1-0 (2-0-0-0 in ANA)	10 (2.5)	5 (1.3)	121 (30.3)	87 (21.8)	4-13 (30.8)	13-15 (86.7)
2005-06	1-2-1 (1-0-1 in ANA)	9 (2.3)	13 (3.3)	126 (31.5)	117 (29.3)	2-25 (8.0)	20-23 (87.0)
2006-07	2-1-1 (2-0-0 in ANA)	10 (2.5)	9 (2.3)	131 (32.8)	116 (29.0)	3-20 (15.0)	21-24 (87.5)
2007-08	1-3-0 (0-2-0 in ANA)	7 (1.8)	14 (3.5)	115 (28.8)	94 (23.5)	2-18 (11.1)	12-16 (75.0)
2008-09	2-2-0 (1-1-0 in ANA)	9 (2.3)	8 (2.0)	140 (35.0)	108 (27.0)	1-14 (7.1)	13-15 (86.7)
2009-10	2-0-2 (2-0-0 in ANA)	14 (3.5)	12 (3.0)	108 (27.0)	126 (31.5)	3-12 (25.0)	11-16 (68.8)
2010-11	1-1-2 (1-0-1 in ANA)	10 (2.5)	12 (3.0)	142 (35.5)	106 (26.5)	3-17 (17.6)	10-13 (76.9)
2011-12	2-2-0 (0-2-0 in ANA)	10 (2.5)	11 (2.8)	102 (25.5)	105 (26.3)	3-16 (18.8)	11-15 (73.3)
2012-13	3-0-0 (2-0-0 in ANA)	8 (2.7)	4 (1.3)	81 (27.0)	91 (30.3)	1-6 (16.7)	8-9 (88.9)
2013-14	2-1-0 (1-1-0 in ANA)	8 (2.7)	8 (2.7)	94 (31.3)	90 (30.0)	2-8 (25.0)	6-10 (60.0)
2014-15	3-0-0 (1-0-0 in ANA)	9 (3.0)	6 (2.0)	71 (23.7)	86 (28.7)	0-11 (0.0)	9-12 (75.0)
2015-16	2-1-0 (2-0-0 in ANA)	7 (2.3)	5 (1.7)	64 (21.3)	91 (30.3)	0-4 (0.0)	9-9 (100.0)
2016-17	1-2-0 (0-1-0 in ANA)	5 (1.7)	7 (2.3)	76 (25.3)	98 (32.7)	1-5 (20.0)	10-11 (90.9)
2017-18	2-0-1 (1-0-1 in ANA)	7 (3.3)	6 (2.0)	89 (29.7)	96 (32.0)	1-9 (11.1)	7-8 (87.5)
2018-19	2-1-0 (0-1-0 in ANA)	8 (2.7)	5 (1.7)	68 (22.7)	111 (37.0)	2-9 (22.2)	11-11 (100.0)
2019-20	1-1-1 (0-1-1 in ANA)	8 (2.7)	11 (3.7)	90 (30.0)	80 (26.7)	1-9 (11.1)	8-10 (80.0)
2020-21	1-5-2 (1-3-0 in ANA)	14 (1.8)	24 (3.0)	197 (24.6)	232 (29.0)	0-15 (0.0)	24-29 (82.8)
2021-22	0-2-1 (0-1-0 in ANA)	7 (2.3)	13 (4.3)	95 (31.7)	121 (40.3)	2-8 (25.0)	8-9 (88.9)
2022-23	0-3-0 (0-2-0 in ANA)	6 (2.0)	12 (4.0)	87 (29.0)	130 (43.3)	2-9 (22.2)	10-14 (71.4)
<b>Totals</b>	<b>36-32-14 (20-17-5 in ANA)</b>	<b>185 (2.3)</b>	<b>206 (2.5)</b>	<b>2269 (27.7)</b>	<b>2367 (28.9)</b>	<b>39-272 (14.3)</b>	<b>273-324 (84.3)</b>

### ALL-TIME SERIES FAST FACTS

	Overall	@ Anaheim	@ Minnesota
<b>All-Time Series:</b>	36-32-14	20-17-5	16-15-9
<b>Current Streak:</b>	13 Minnesota wins	Six Minnesota wins	Seven Minnesota wins
<b>Last Win by Anaheim:</b>	Jan. 18, 2021 (1-0)	Jan. 18, 2021 (1-0)	Dec. 10, 2019 (3-2 SO)
<b>Last Win by Minnesota:</b>	Dec. 21, 2022 (4-1)	Dec. 21, 2022 (4-1)	Dec. 3, 2022 (5-4 SO)
<b>Last 10 games:</b>	0-6-4	1-8-1	4-3-3
<b>Overtime Record:</b>	5-0-15	1-0-5	4-0-10
<b>Longest Winning Streak:</b>	Six games Feb. 14, 2012-Dec. 11, 2013	Three games, three times Last: Oct. 17, 2014-Jan. 20, 2016	Six games Oct. 27, 2011-Mar. 13, 2015
<b>Longest Losing Streak:</b>	13 games Jan. 20, 2021-present	Six games Jan. 20, 2021-present	Seven games Mar. 22, 2021-present
<b>Last Shutout by Anaheim:</b>	Jan. 18, 2021 (1-0)	Jan. 18, 2021 (1-0)	Feb. 19, 2019 (4-0)
<b>Last Shutout by Minnesota:</b>	Oct. 24, 2015 (3-0)	Oct. 14, 2007 (2-0)	Oct. 24, 2015 (3-0)
<b>Biggest Anaheim win:</b>	Oct. 6, 2000 (8-3)	Oct. 6, 2000 (8-3)	Two wins by four goals
<b>Biggest Minnesota win:</b>	Jan. 24, 2001 (5-0)	Jan. 24, 2001 (5-0)	Three wins by four goals

## MONTREAL CANADIENS

### ALL-TIME SERIES SUMMARY

Season	Series Results	GF	GA	SF	SA	Power Play	Penalty Killing
1993-94	0-2-0 (0-1-0 in ANA)	3 (1.5)	9 (4.5)	59 (29.5)	60 (30.0)	0-10 (0.0)	2-6 (33.3)
1994-95	Did not play						
1995-96	2-0-0 (1-0-0 in ANA)	8 (4.0)	4 (2.0)	67 (33.5)	56 (28.0)	3-14 (21.4)	7-8 (87.5)
1996-97	0-1-1 (0-1-0 in ANA)	11 (5.5)	12 (6.0)	67 (33.5)	71 (35.5)	4-12 (33.3)	4-9 (44.4)
1997-98	1-1-0 (0-1-0 in ANA)	8 (4.0)	8 (4.0)	52 (26.0)	58 (29.0)	4-13 (30.8)	7-11 (63.6)
1998-99	0-1-0 (0-0-0 in ANA)	0 (0.0)	1 (1.0)	30 (30.0)	24 (24.0)	0-3 (0.0)	2-3 (66.7)
1999-00	0-2-0-0 (0-1-0-0 in ANA)	2 (1.0)	4 (2.0)	56 (28.0)	46 (23.0)	0-7 (0.0)	5-6 (83.3)
2000-01	1-0-0-0 (1-0-0-0 in ANA)	4 (4.0)	2 (2.0)	23 (23.0)	29 (29.0)	1-6 (16.7)	4-5 (80.0)
2001-02	0-1-0-0 (0-0-0-0 in ANA)	1 (1.0)	3 (3.0)	25 (25.0)	18 (18.0)	0-7 (0.0)	4-4 (100.0)
2002-03	1-0-1-0 (1-0-0-0 in ANA)	5 (2.5)	3 (1.5)	56 (28.0)	49 (24.5)	0-5 (0.0)	4-5 (80.0)
2003-04	0-1-0-0 (0-1-0-0 in ANA)	2 (2.0)	5 (5.0)	38 (38.0)	24 (24.0)	0-3 (0.0)	1-2 (50.0)
2005-06	1-0-0 (0-0-0 in ANA)	5 (5.0)	3 (3.0)	37 (37.0)	24 (24.0)	1-6 (16.7)	5-7 (71.4)
2006-07	Did not play						
2007-08	1-0-0 (1-0-0 in ANA)	3 (3.0)	1 (1.0)	37 (37.0)	21 (21.0)	0-8 (0.0)	4-4 (100.0)
2008-09	1-0-0 (0-0-0 in ANA)	6 (6.0)	4 (4.0)	25 (25.0)	51 (51.0)	2-3 (66.7)	5-6 (83.3)
2009-10	0-0-1 (0-0-1 in ANA)	3 (3.0)	3 (3.0)	32 (32.0)	43 (43.0)	1-1 (100.0)	3-3 (100.0)
2010-11	1-0-0 (0-0-0 in ANA)	3 (3.0)	3 (3.0)	26 (26.0)	40 (40.0)	2-4 (50.0)	4-6 (66.7)
2011-12	1-0-0 (1-0-0 in ANA)	4 (4.0)	1 (1.0)	27 (27.0)	20 (20.0)	2-7 (28.6)	7-7 (100.0)
2012-13	Did not play						
2013-14	0-1-1 (0-0-1 in ANA)	4 (2.0)	7 (3.5)	74 (37.0)	56 (28.0)	1-9 (11.1)	9-11 (81.9)
2014-15	2-0-0 (1-0-0 in ANA)	5 (2.5)	2 (1.0)	56 (28.0)	62 (31.0)	0-4 (0.0)	4-6 (66.7)
2015-16	1-1-0 (1-0-0 in ANA)	5 (2.5)	6 (3.0)	70 (35.0)	50 (25.0)	1-7 (14.3)	4-4 (100.0)
2016-17	1-1-0 (1-0-0 in ANA)	3 (1.5)	6 (3.0)	51 (25.5)	74 (37.0)	1-7 (14.3)	7-9 (77.8)
2017-18	1-1-0 (1-0-0 in ANA)	8 (4.0)	7 (3.5)	90 (45.0)	80 (40.0)	2-8 (25.0)	9-13 (69.2)
2018-19	1-1-0 (1-0-0 in ANA)	9 (4.5)	6 (3.0)	54 (27.0)	69 (34.5)	1-5 (20.0)	8-9 (88.9)
2019-20	0-0-1 (0-0-0 in ANA)	2 (2.0)	3 (3.0)	37 (37.0)	27 (27.0)	0-2 (0.0)	4-5 (80.0)
2020-21	Did not play						
2021-22	2-0-0 (1-0-0 in ANA)	9 (4.5)	6 (3.0)	50 (25.0)	58 (29.0)	4-10 (40.0)	4-6 (66.7)
2022-23	2-0-0 (1-0-0 in ANA)	8 (4.0)	4 (2.0)	65 (32.5)	53 (26.5)	3-5 (60.0)	6-7 (85.7)
<b>Totals</b>	<b>20-14-5 (12-5-2 in ANA)</b>	<b>121 (3.1)</b>	<b>113 (2.9)</b>	<b>1204 (30.9)</b>	<b>1163 (29.8)</b>	<b>33-166 (19.9)</b>	<b>123-162 (75.9)</b>

### ALL-TIME SERIES FAST FACTS

	Overall	@ Anaheim	@ Montreal
<b>All-Time Series:</b>	20-14-5	12-5-2	8-9-3
<b>Current Streak:</b>	Four Anaheim wins	Seven Anaheim wins	Two Anaheim wins
<b>Last Win by Anaheim:</b>	Mar. 3, 2023 (3-2)	Mar. 3, 2023 (3-2)	Dec. 15, 2022 (5-2)
<b>Last Win by Montreal:</b>	Feb. 6, 2020 (3-2 OT)	Mar. 5, 2014 (4-3 SO)	Feb. 6, 2020 (3-2 OT)
<b>Last 10 games:</b>	6-3-1	8-0-2	4-5-1
<b>Overtime Record:</b>	3-0-5	1-0-2	2-0-3
<b>Longest Winning Streak:</b>	Four games Oct. 31, 2021-present	Seven games Mar. 4, 2015-present	Three games Dec. 10, 2005-Jan. 22, 2011
<b>Longest Losing Streak:</b>	Three games Oct. 13, 1998-Nov. 22, 1999	Three games Nov. 6, 1996-Nov. 22, 1999	Five games Mar. 22, 2016-Feb. 6, 2020
<b>Last Shutout by Anaheim:</b>	None	None	None
<b>Last Shutout by Montreal:</b>	Oct. 13, 1998 (1-0)	None	Oct. 13, 1998 (1-0)
<b>Biggest Anaheim win:</b>	Mar. 8, 2019 (8-2)	Mar. 8, 2019 (8-2)	Two wins by two goals
<b>Biggest Montreal win:</b>	Dec. 20, 2016 (5-1)	Two wins by three goals	Dec. 20, 2016 (5-1)

# OPPONENTS

## NASHVILLE PREDATORS

### ALL-TIME SERIES SUMMARY

Season	Series Results	GF	GA	SF	SA	Power Play	Penalty Killing
1998-99	2-2-0 (2-0-0 in ANA)	11 (2.8)	8 (2.0)	127 (31.8)	114 (28.5)	7-23 (30.4)	12-15 (80.0)
1999-00	4-0-0-0 (2-0-0-0 in ANA)	13 (3.0)	5 (1.3)	121 (30.3)	109 (27.3)	2-11 (18.2)	13-14 (92.8)
2000-01	1-1-2-0 (1-1-0-0 in ANA)	6 (1.5)	8 (2.0)	104 (26.0)	115 (28.8)	1-17 (5.9)	13-15 (86.7)
2001-02	3-1-0-0 (2-0-0-0 in ANA)	13 (3.3)	8 (2.0)	101 (25.3)	90 (22.5)	3-16 (18.8)	11-11 (100.0)
2002-03	3-1-0-0 (2-0-0-0 in ANA)	8 (2.0)	4 (1.0)	119 (29.8)	124 (31.0)	3-18 (16.7)	19-20 (95.0)
2003-04	1-1-0-2 (0-0-0-2 in ANA)	10 (2.0)	11 (3.3)	134 (35.0)	118 (30.6)	4-16 (25.0)	19-23 (82.6)
2005-06	3-0-1 (2-0-0 in ANA)	16 (4.0)	8 (2.0)	136 (34.0)	130 (32.5)	6-28 (21.4)	19-21 (90.5)
2006-07	2-1-1 (2-0-0 in ANA)	10 (2.5)	10 (2.5)	134 (33.5)	79 (19.8)	4-19 (21.1)	19-21 (90.5)
2007-08	3-1-0 (2-0-0 in ANA)	12 (3.0)	8 (2.0)	107 (26.8)	118 (29.5)	3-16 (18.8)	19-23 (82.6)
2008-09	2-1-1 (1-0-1 in ANA)	10 (2.5)	12 (3.0)	115 (28.8)	125 (31.3)	5-12 (41.7)	8-13 (61.5)
2009-10	2-2-0 (1-1-0 in ANA)	8 (2.0)	6 (1.5)	109 (27.3)	131 (32.8)	1-10 (10.0)	10-12 (83.3)
2010-11	1-3-0 (1-1-0 in ANA)	11 (2.8)	17 (4.3)	153 (38.3)	125 (31.3)	3-16 (18.8)	15-16 (93.8)
2011-12	0-4-0 (0-2-0 in ANA)	5 (1.3)	13 (3.3)	101 (25.3)	116 (29.0)	0-9 (0.0)	14-17 (82.4)
2012-13	3-0-0 (2-0-0 in ANA)	9 (3.0)	5 (1.7)	72 (24.0)	76 (25.3)	2-9 (22.2)	10-10 (100.0)
2013-14	2-1-0 (0-1-0 in ANA)	11 (3.7)	10 (3.3)	81 (27.0)	88 (29.3)	2-10 (20.0)	9-10 (90.0)
2014-15	3-0-0 (2-0-0 in ANA)	12 (4.0)	7 (2.3)	87 (29.0)	103 (34.3)	1-10 (10.0)	7-11 (63.6)
2015-16	1-2-0 (1-0-0 in ANA)	7 (2.3)	10 (3.3)	96 (32.0)	92 (30.7)	1-12 (8.3)	14-17 (82.3)
2016-17	2-1-0 (2-0-0 in ANA)	9 (3.0)	9 (3.0)	95 (31.7)	83 (27.7)	4-13 (30.8)	11-14 (78.6)
2017-18	0-2-1 (0-1-0 in ANA)	7 (2.3)	11 (3.7)	106 (35.3)	93 (31.0)	2-8 (25.0)	6-9 (66.7)
2018-19	2-1-0 (2-0-0 in ANA)	6 (2.0)	8 (2.7)	67 (22.3)	102 (34.0)	1-8 (12.5)	13-17 (76.5)
2019-20	2-1-0 (1-0-0 in ANA)	9 (3.0)	12 (4.0)	101 (33.7)	91 (30.3)	3-10 (30.0)	7-9 (77.8)
2020-21	Did not play						
2021-22	0-3-0 (0-1-0 in ANA)	6 (2.0)	13 (4.3)	87 (29.3)	96 (32.0)	0-9 (0.0)	6-11 (54.6)
2022-23	0-2-1 (0-2-0 in ANA)	6 (2.0)	13 (4.0)	99 (33.0)	120 (42.0)	0-2 (0.0)	2-4 (50.0)
<b>Totals</b>	<b>42-30-10 (28-9-4 in ANA)</b>	<b>215 (2.6)</b>	<b>222 (2.7)</b>	<b>2452 (29.9)</b>	<b>2438 (29.7)</b>	<b>58-302 (19.2)</b>	<b>276-333 (82.9)</b>

### ALL-TIME SERIES FAST FACTS

	Overall	@ Anaheim	@ Nashville
<b>All-Time Series:</b>	42-30-10	28-9-4	14-21-6
<b>Current Streak:</b>	Six Nashville wins	Three Nashville wins	Three Nashville wins
<b>Last Win by Anaheim:</b>	Jan. 16, 2020 (4-2)	Jan. 5, 2020 (5-4 SO)	Jan. 16, 2020 (4-2)
<b>Last Win by Nashville:</b>	Mar. 12, 2023 (5-4 OT)	Mar. 12, 2023 (5-4 OT)	Nov. 29, 2022 (2-1 OT)
<b>Last 10 games:</b>	3-5-2	4-5-1	2-6-2
<b>Overtime Record:</b>	11-0-10	8-0-4	3-0-6
<b>Longest Winning Streak:</b>	Five games, two times Last: Jan. 26, 2013-Feb. 8, 2014	Six games Nov. 1, 2005-Jan. 7, 2008	Four games Feb. 16, 2013-Feb. 5, 2015
<b>Longest Losing Streak:</b>	Six games, twice Last: Nov. 21, 2021-present	Three games, twice Last: Mar. 21, 2022-present	Seven games Oct. 22, 2015-Oct. 22, 2019
<b>Last Shutout by Anaheim:</b>	Nov. 5, 2009 (4-0)	Nov. 5, 2009 (4-0)	None
<b>Last Shutout by Nashville:</b>	Nov. 12, 2016 (5-0)	Mar. 12, 2010 (1-0)	Nov. 12, 2016 (5-0)
<b>Biggest Anaheim win:</b>	Two wins by five goals	Two wins by five goals	Apr. 7, 2000 (5-1)
<b>Biggest Nashville win:</b>	Three wins by five goals	Dec. 30, 2022 (6-1)	Two wins by five goals



# OPPONENTS



## NEW JERSEY DEVILS

### ALL-TIME SERIES SUMMARY

Season	Series Results	GF	GA	SF	SA	Power Play	Penalty Killing
1993-94	0-2-0 (0-1-0 in ANA)	3 (1.5)	10 (5.0)	41 (20.5)	67 (33.5)	1-8 (12.5)	9-12 (75.0)
1994-95	Did not play						
1995-96	2-0-0 (1-0-0 in ANA)	10 (5.0)	3 (1.5)	50 (25.0)	56 (28.0)	1-5 (20.0)	6-6 (100.0)
1996-97	1-1-0 (1-0-0 in ANA)	6 (3.0)	6 (3.0)	52 (26.0)	76 (38.0)	0-7 (0.0)	8-9 (88.9)
1997-98	1-1-0 (1-0-0 in ANA)	2 (1.0)	3 (1.5)	44 (22.0)	57 (28.5)	0-8 (0.0)	5-5 (100.0)
1998-99	0-2-0 (0-1-0 in ANA)	4 (2.0)	11 (5.5)	49 (24.5)	64 (32.0)	1-8 (12.5)	5-8 (62.5)
1999-00	0-2-0-0 (0-1-0-0 in ANA)	3 (1.5)	5 (2.5)	54 (27.0)	59 (29.5)	0-4 (0.0)	2-4 (50.0)
2000-01	0-2-0-0 (0-1-0-0 in ANA)	4 (2.0)	9 (4.5)	52 (26.0)	64 (32.0)	2-6 (33.3)	4-8 (50.0)
2001-02	1-0-0-0 (1-0-0-0 in ANA)	2 (2.0)	1 (1.0)	19 (19.0)	45 (45.0)	1-1 (100.0)	3-4 (75.0)
2002-03	0-1-0-1 (0-1-0-0 in ANA)	3 (1.5)	6 (3.0)	55 (27.5)	61 (30.5)	0-6 (0.0)	5-5 (100.0)
2003-04	0-0-1-0 (0-0-1-0 in ANA)	3 (3.0)	3 (3.0)	36 (36.0)	36 (36.0)	1-7 (14.3)	3-4 (75.0)
2005-06	Did not play						
2006-07	1-0-0 (1-0-0 in ANA)	4 (4.0)	2 (2.0)	37 (37.0)	25 (25.0)	0-6 (0.0)	5-6 (83.3)
2007-08	1-0-0 (0-0-0 in ANA)	2 (2.0)	1 (1.0)	24 (24.0)	35 (35.0)	0-2 (0.0)	5-5 (100.0)
2008-09	1-0-0 (1-0-0 in ANA)	4 (4.0)	3 (3.0)	34 (34.0)	21 (21.0)	0-4 (0.0)	1-2 (50.0)
2009-10	0-1-0 (0-0-0 in ANA)	1 (1.0)	3 (3.0)	32 (32.0)	25 (25.0)	0-6 (0.0)	3-3 (100.0)
2010-11	0-1-0 (0-1-0 in ANA)	1 (1.0)	2 (2.0)	28 (28.0)	27 (27.0)	1-3 (33.3)	4-4 (100.0)
2011-12	0-0-1 (0-0-0 in ANA)	2 (2.0)	2 (2.0)	38 (38.0)	27 (27.0)	0-3 (0.0)	1-1 (100.0)
2012-13	Did not play						
2013-14	1-0-1 (0-0-1 in ANA)	6 (3.0)	6 (3.0)	49 (24.5)	46 (23.0)	2-9 (22.2)	4-7 (57.1)
2014-15	2-0-0 (1-0-0 in ANA)	7 (3.5)	2 (1.0)	65 (32.5)	42 (21.0)	1-4 (25.0)	3-4 (75.0)
2015-16	2-0-0 (1-0-0 in ANA)	9 (4.5)	2 (1.0)	45 (22.5)	47 (23.5)	1-3 (33.3)	5-5 (100.0)
2016-17	1-1-0 (1-0-0 in ANA)	4 (2.0)	4 (2.0)	47 (23.5)	57 (28.5)	1-6 (16.7)	8-10 (80.0)
2017-18	1-1-0 (1-0-0 in ANA)	7 (3.5)	7 (3.5)	60 (30.0)	51 (25.5)	1-4 (25.0)	4-6 (66.7)
2018-19	2-0-0 (1-0-0 in ANA)	8 (4.0)	7 (3.5)	51 (25.5)	66 (33.0)	1-3 (33.3)	6-7 (85.7)
2019-20	0-2-0 (0-1-0 in ANA)	1 (0.5)	6 (3.0)	61 (30.5)	54 (27.0)	0-4 (0.0)	4-7 (57.1)
2020-21	Did not play						
2021-22	1-0-1 (1-0-0 in ANA)	5 (2.5)	1 (0.5)	61 (30.5)	68 (34.0)	2-9 (22.2)	8-8 (100.0)
2022-23	0-2-0 (0-1-0 in ANA)	4 (2.0)	10 (5.0)	53 (26.5)	80 (40.0)	1-8 (12.5)	4-5 (80.0)
<b>Totals</b>	<b>18-19-5 (12-8-2 in ANA)</b>	<b>105 (2.5)</b>	<b>115 (2.7)</b>	<b>1157 (27.5)</b>	<b>1256 (29.9)</b>	<b>18-134 (13.4)</b>	<b>115-145 (79.3)</b>

### ALL-TIME SERIES FAST FACTS

	Overall	@ Anaheim	@ New Jersey
<b>All-Time Series:</b>	18-19-5	12-8-2	6-11-3
<b>Current Streak:</b>	Three New Jersey wins	One New Jersey win	Two New Jersey wins
<b>Last Win by Anaheim:</b>	Nov. 2, 2021 (4-0)	Nov. 2, 2021 (4-0)	Jan. 19, 2019 (3-2)
<b>Last Win by New Jersey:</b>	Jan. 13, 2022 (6-2)	Jan. 13, 2022 (6-2)	Oct. 18, 2022 (4-2)
<b>Last 10 games:</b>	4-5-1	6-3-1	4-4-2
<b>Overtime Record:</b>	2-0-5	1-0-2	1-0-3
<b>Longest Winning Streak:</b>	Five games Dec. 20, 2013-Mar. 14, 2016	Five games Jan. 16, 2015-Dec. 9, 2018	Three games Dec. 20, 2013-Dec. 19, 2015
<b>Longest Losing Streak:</b>	Seven games Mar. 18, 1998-Nov. 22, 2000	Three games Jan. 20, 1999-Nov. 22, 2000	Six games Dec. 28, 1996-Nov. 12, 2003
<b>Last Shutout by Anaheim:</b>	Nov. 2, 2021 (4-0)	Nov. 2, 2021 (4-0)	None
<b>Last Shutout by New Jersey:</b>	Mar. 1, 2020 (3-0)	None	Mar. 18, 1998 (3-0)
<b>Biggest Anaheim win:</b>	Mar. 14, 2016 (7-1)	Mar. 14, 2016 (7-1)	Feb. 11, 1996 (4-2)
<b>Biggest New Jersey win:</b>	Mar. 31, 1999 (7-1)	Jan. 13, 2022 (6-2)	Mar. 31, 1999 (7-1)

# OPPONENTS

## NEW YORK ISLANDERS

### ALL-TIME SERIES SUMMARY

Season	Series Results	GF	GA	SF	SA	Power Play	Penalty Killing
1993-94	1-1-0 (0-1-0 in ANA)	6 (3.0)	4 (2.0)	53 (26.5)	67 (33.5)	1-6 (16.7)	4-5 (80.0)
1994-95	Did not play						1995-96 .....
1-1-0 (1-0-0 in ANA)	5 (2.5)	72 (36.0)	58 (29.0)	1-11 (9.1)	9-11 (81.8)		
1996-97	0-1-1 (0-0-1 in ANA)	5 (2.5)	6 (3.0)	55 (27.5)	58 (29.0)	0-6 (0.0)	5-6 (83.3)
1997-98	1-1-0 (0-1-0 in ANA)	6 (3.0)	7 (3.5)	56 (28.0)	70 (35.0)	2-10 (20.0)	10-10 (100.0)
1998-99	0-0-2 (0-0-1 in ANA)	4 (2.0)	4 (2.0)	67 (33.5)	65 (32.5)	2-7 (28.6)	6-6 (100.0)
1999-00	0-1-0-0 (0-1-0-0 in ANA)	2 (2.0)	4 (4.0)	32 (32.0)	27 (27.0)	0-5 (0.0)	2-2 (100.0)
2000-01	2-0-0-0 (1-0-0-0 in ANA)	6 (3.0)	4 (2.0)	63 (31.5)	49 (24.5)	3-9 (33.3)	6-6 (100.0)
2001-02	0-1-0-0 (0-0-0-0 in ANA)	3 (3.0)	5 (5.0)	37 (37.0)	26 (26.0)	0-5 (0.0)	2-2 (100.0)
2002-03	0-0-1-0 (0-0-1-0 in ANA)	2 (2.0)	2 (2.0)	31 (31.0)	33 (33.0)	0-5 (0.0)	4-4 (100.0)
2003-04	0-2-0-0 (0-1-0-0 in ANA)	2 (1.0)	7 (3.5)	64 (32.0)	49 (24.5)	2-11 (18.2)	8-10 (80.0)
2005-06	Did not play						
2006-07	0-0-1 (0-0-1 in ANA)	4 (4.0)	4 (4.0)	50 (50.0)	24 (24.0)	2-6 (33.3)	2-3 (66.7)
2007-08	1-0-0 (0-0-0 in ANA)	3 (3.0)	0 (0.0)	26 (26.0)	25 (25.0)	1-6 (16.7)	1-1 (100.0)
2008-09	0-1-0 (0-0-0 in ANA)	1 (1.0)	2 (2.0)	40 (40.0)	14 (14.0)	1-5 (20.0)	0-1 (0.0)
2009-10	1-0-0 (1-0-0 in ANA)	5 (5.0)	4 (4.0)	39 (39.0)	31 (31.0)	1-2 (50.0)	1-3 (33.3)
2010-11	1-1-0 (1-0-0 in ANA)	3 (1.5)	3 (1.5)	46 (23.0)	56 (28.0)	1-7 (14.3)	8-9 (88.9)
2011-12	1-0-0 (1-0-0 in ANA)	4 (4.0)	2 (2.0)	20 (20.0)	21 (21.0)	0-2 (0.0)	3-3 (100.0)
2012-13	Did not play						
2013-14	2-0-0 (1-0-0 in ANA)	10 (5.0)	5 (2.5)	62 (31.0)	58 (29.0)	1-4 (25.0)	4-5 (80.0)
2014-15	1-0-1 (0-0-1 in ANA)	5 (2.5)	5 (2.5)	58 (29.0)	67 (33.5)	1-2 (50.0)	5-7 (71.4)
2015-16	0-2-0 (0-1-0 in ANA)	3 (1.5)	9 (4.5)	54 (27.0)	60 (30.0)	1-4 (25.0)	8-8 (100.0)
2016-17	0-0-2 (0-0-1 in ANA)	4 (2.0)	5 (2.5)	67 (33.5)	65 (32.5)	1-6 (16.7)	8-9 (88.9)
2017-18	2-0-0 (1-0-0 in ANA)	8 (4.0)	6 (3.0)	70 (35.0)	67 (33.5)	0-6 (0.0)	6-8 (75.0)
2018-19	1-1-0 (1-0-0 in ANA)	4 (2.0)	4 (2.0)	44 (22.0)	63 (31.5)	1-4 (25.0)	6-7 (85.7)
2019-20	2-0-0 (1-0-0 in ANA)	8 (4.0)	5 (2.5)	51 (25.5)	59 (29.5)	1-6 (16.7)	3-5 (60.0)
2020-21	Did not play						
2021-22	0-2-0 (0-1-0 in ANA)	3 (1.5)	8 (4.0)	76 (38.0)	51 (25.5)	0-4 (0.0)	4-4 (100.0)
2022-23	0-2-0 (0-1-0 in ANA)	4 (2.0)	13 (6.5)	61 (30.5)	56 (28.0)	1-6 (16.7)	5-5 (100.0)
<b>Totals</b>	<b>17-17-8 (9-7-6 in ANA)</b>	<b>110 (2.6)</b>	<b>123 (2.9)</b>	<b>1294 (30.8)</b>	<b>1219 (29.0)</b>	<b>24-145 (16.6)</b>	<b>120-140 (85.7)</b>

### ALL-TIME SERIES FAST FACTS

	Overall	@ Anaheim	@ New York
<b>All-Time Series:</b>	17-17-8	9-7-6	8-10-2
<b>Current Streak:</b>	Four New York wins	Two New York win	Two New York wins
<b>Last Win by Anaheim:</b>	Dec. 21, 2019 (6-5 SO)	Nov. 25, 2019 (3-0)	Dec. 21, 2019 (6-5 SO)
<b>Last Win by New York:</b>	Mar. 15, 2023 (6-3)	Mar. 15, 2023 (6-3)	Oct. 15, 2022 (7-1)
<b>Last 10 games:</b>	5-5-0	5-3-2	4-5-1
<b>Overtime Record:</b>	4-0-8	2-0-6	2-0-2
<b>Longest Winning Streak:</b>	Three games, two times Last: Oct. 11, 2017-Oct. 17, 2018	Four games Mar. 19, 2010-Dec. 9, 2013	Two games Dec. 21, 2013-Mar. 28, 2015
<b>Longest Losing Streak:</b>	Four games, twice Last: Feb. 27, 2020-present	Three games Nov. 5, 2014-Nov. 22, 2016	Two games, five times Last: Feb. 27-Oct. 15, 2022
<b>Last Shutout by Anaheim:</b>	Nov. 25, 2019 (3-0)	Nov. 25, 2019 (3-0)	Feb. 5, 2008 (3-0)
<b>Last Shutout by New York:</b>	Feb. 27, 2022 (4-0)	Feb. 27, 2022 (4-0)	Jan. 20, 2019 (3-0)
<b>Biggest Anaheim win:</b>	Two wins by three goals	Three wins by three goals	Three wins by two goals
<b>Biggest New York win:</b>	Oct. 15, 2022 (7-1)	Feb. 27, 2022 (4-0)	Oct. 15, 2022 (7-1)

# OPPONENTS



## NEW YORK RANGERS

### ALL-TIME SERIES SUMMARY

Season	Series Results	GF	GA	SF	SA	Power Play	Penalty Killing
1993-94	2-0-0 (1-0-0 in ANA)	7 (3.5)	4 (2.0)	73 (36.5)	72 (36.0)	3-11 (27.3)	10-11 (90.9)
1994-95	Did not play						
1995-96	1-1-0 (1-0-0 in ANA)	8 (4.0)	9 (4.5)	47 (23.5)	76 (38.0)	2-16 (12.5)	7-12 (58.3)
1996-97	1-1-0 (1-0-0 in ANA)	7 (3.5)	5 (2.5)	57 (23.5)	76 (38.0)	1-8 (12.5)	5-8 (62.5)
1997-98	1-0-1 (1-0-0 in ANA)	6 (3.0)	5 (2.5)	50 (25.0)	69 (34.5)	0-4 (0.0)	9-10 (90.0)
1998-99	2-0-0 (1-0-0 in ANA)	7 (3.5)	2 (1.0)	44 (22.0)	43 (21.5)	2-12 (16.7)	14-14 (100.0)
1999-00	0-0-0-1 (0-0-0-1 in ANA)	3 (3.0)	4 (4.0)	39 (39.0)	22 (22.0)	1-2 (50.0)	3-4 (75.0)
2000-01	2-0-0-0 (1-0-0-0 in ANA)	10 (5.0)	7 (3.5)	71 (35.5)	58 (29.0)	2-11 (18.2)	7-10 (70.0)
2001-02	1-0-0-0 (0-0-0-0 in ANA)	3 (3.0)	2 (2.0)	15 (15.0)	35 (35.0)	2-11 (18.2)	8-8 (100.0)
2002-03	0-1-0-1 (0-1-0-0 in ANA)	4 (2.0)	9 (4.5)	68 (34.0)	57 (28.5)	0-8 (0.0)	6-7 (85.7)
2003-04	1-0-0-0 (0-0-0-0 in ANA)	3 (3.0)	1 (1.0)	22 (22.0)	39 (39.0)	2-5 (40.0)	4-4 (100.0)
2005-06	Did not play						
2006-07	0-0-1 (0-0-1 in ANA)	3 (3.0)	4 (4.0)	33 (33.0)	34 (34.0)	0-6 (0.0)	7-9 (77.8)
2007-08	1-0-0 (0-0-0 in ANA)	4 (4.0)	1 (1.0)	19 (19.0)	33 (33.0)	1-2 (50.0)	4-4 (100.0)
2008-09	0-2-0 (0-1-0 in ANA)	3 (2.5)	7 (3.5)	54 (27.0)	59 (29.5)	1-8 (12.50)	9-12 (75.0)
2009-10	0-1-0 (0-0-0 in ANA)	0 (0.0)	3 (3.0)	18 (18.0)	38 (38.0)	0-4 (0.0)	3-5 (60.0)
2010-11	1-0-0 (1-0-0 in ANA)	5 (5.0)	2 (2.0)	33 (33.0)	32 (32.0)	0-3 (0.0)	2-3 (66.7)
2011-12	1-0-1 (0-0-0 in ANA*)	2 (1.0)	2 (1.0)	56 (28.0)	40 (20.0)	0-8 (0.0)	11-11 (100.0)
2012-13	Did not play						
2013-14	2-0-0 (1-0-0 in ANA)	8 (4.0)	1 (0.5)	62 (31.0)	67 (33.5)	0-8 (0.0)	5-5 (100.0)
2014-15	0-2-0 (0-1-0 in ANA)	3 (1.5)	11 (5.5)	63 (31.5)	59 (29.5)	1-4 (25.0)	2-3 (66.7)
2015-16	0-1-1 (0-1-0 in ANA)	3 (1.5)	5 (2.5)	42 (21.0)	45 (22.5)	0-4 (0.0)	7-8 (87.5)
2016-17	1-1-0 (1-0-0 in ANA)	7 (3.5)	7 (3.5)	78 (39.0)	48 (24.0)	1-7 (14.3)	3-3 (100.0)
2017-18	1-1-0 (1-0-0 in ANA)	7 (3.5)	7 (3.5)	71 (35.5)	76 (32.0)	2-8 (25.0)	4-5 (80.0)
2018-19	0-1-1 (0-0-1 in ANA)	3 (1.5)	5 (2.5)	45 (22.5)	48 (24.0)	1-8 (12.5)	5-6 (83.3)
2019-20	1-1-0 (1-0-0 in ANA)	4 (2.0)	8 (4.0)	62 (31.0)	73 (36.5)	2-8 (25.0)	7-7 (100.0)
2020-21	Did not play						
2021-22	0-1-1 (0-1-0 in ANA)	4 (2.0)	8 (4.0)	37 (18.5)	78 (39.0)	1-6 (16.7)	6-7 (85.7)
2022-23	1-1-0 (1-0-0 in ANA)	7 (3.5)	8 (4.0)	44 (22.0)	86 (43.0)	0-4 (0.0)	7-8 (87.5)
<b>Totals</b>	<b>20-15-8 (12-5-3 in ANA)</b>	<b>121 (2.8)</b>	<b>127 (3.0)</b>	<b>1193 (27.7)</b>	<b>1363 (31.7)</b>	<b>25-176 (14.2)</b>	<b>155-184 (84.2)</b>

\* - Game at Globe Arena in Stockholm, Sweden not considered played in Anaheim

### ALL-TIME SERIES FAST FACTS

	Overall	@ Anaheim	@ New York
<b>All-Time Series:</b>	20-15-8	12-5-3	7-10-5
<b>Current Streak:</b>	One Anaheim win	One Anaheim win	Eight New York wins
<b>Last Win by Anaheim:</b>	Nov. 23, 2022 (3-2)	Nov. 23, 2022 (3-2)	Nov. 4, 2013 (2-1)
<b>Last Win by New York:</b>	Oct. 17, 2022 (6-4)	Jan. 8, 2022 (4-1)	Oct. 17, 2022 (6-4)
<b>Last 10 games:</b>	3-5-2	6-3-1	1-6-3
<b>Overtime Record:</b>	2-0-8	2-0-3	0-0-5
<b>Longest Winning Streak:</b>	Three games, two times Last: Oct. 16, 2000-Nov. 25, 2001	Five games Jan. 28, 1994-Nov. 18, 1998	Three games Apr. 2, 1999-Nov. 25, 2001
<b>Longest Losing Streak:</b>	Five games Jan. 17, 2015-Feb. 7, 2017	Three games Nov. 1, 2006-Dec. 16, 2009	Eight games Mar. 22, 2015-present
<b>Last Shutout by Anaheim:</b>	Oct. 10, 2013 (6-0)	Oct. 10, 2013 (6-0)	None
<b>Last Shutout by New York:</b>	Oct. 11, 2009 (3-0)	None	Oct. 11, 2009 (3-0)
<b>Biggest Anaheim win:</b>	Oct. 10, 2013 (6-0)	Oct. 10, 2013 (6-0)	Two wins by three goals
<b>Biggest New York win:</b>	Mar. 22, 2015 (7-2)	Feb. 21, 2003 (6-2)	Mar. 22, 2015 (7-2)

# OPPONENTS

## OTTAWA SENATORS

### ALL-TIME SERIES SUMMARY

Season	Series Results	GF	GA	SF	SA	Power Play	Penalty Killing
1993-94	1-1-0 (1-0-0 in ANA)	6 (3.0)	5 (2.5)	47 (23.5)	56 (28.0)	1-8 (12.5)	8-8 (100.0)
1994-95	Did not play						
1995-96	2-0-0 (1-0-0 in ANA)	7 (3.5)	4 (2.0)	49 (24.5)	54 (27.0)	1-11 (9.1)	7-9 (77.8)
1996-97	2-0-0 (1-0-0 in ANA)	8 (4.0)	4 (2.0)	44 (22.0)	68 (34.0)	1-6 (16.7)	7-8 (87.5)
1997-98	1-0-1 (0-0-1 in ANA)	6 (3.0)	3 (1.5)	42 (21.0)	77 (38.5)	3-8 (37.5)	11-12 (91.7)
1998-99	0-0-2 (0-0-1 in ANA)	4 (2.0)	4 (2.0)	37 (18.5)	82 (41.0)	0-4 (0.0)	8-9 (88.9)
1999-00	0-2-0-0 (0-1-0 in ANA)	2 (1.0)	6 (3.0)	53 (26.5)	65 (32.5)	0-6 (0.0)	2-5 (40.0)
2000-01	0-1-0-0 (0-0-0-0 in ANA)	1 (1.0)	4 (4.0)	31 (31.0)	31 (31.0)	0-4 (0.0)	5-5 (100.0)
2001-02	0-1-0-0 (0-1-0-0 in ANA)	2 (2.0)	4 (4.0)	18 (18.0)	19 (19.0)	0-4 (0.0)	3-5 (60.0)
2002-03	1-1-0-0 (1-0-0-0 in ANA)	4 (2.0)	5 (2.5)	52 (26.0)	53 (26.5)	1-7 (14.3)	6-7 (85.7)
2003-04	0-1-0-0 (0-1-0-0 in ANA)	0 (0.0)	3 (3.0)	27 (27.0)	28 (28.0)	0-3 (0.0)	3-3 (100.0)
2005-06	1-0-0-0 (0-0-0 in ANA)	3 (3.0)	3 (3.0)	39 (39.0)	33 (33.0)	1-4 (25.0)	3-4 (75.0)
2006-07	Did not play						
2007-08	1-0-0 (1-0-0 in ANA)	3 (3.0)	1 (1.0)	31 (31.0)	25 (25.0)	2-6 (33.3)	4-4 (100.0)
2008-09	1-0-0 (0-0-0 in ANA)	4 (4.0)	3 (3.0)	32 (32.0)	30 (30.0)	1-3 (33.3)	5-7 (71.4)
2009-10	0-0-1 (0-0-1 in ANA)	3 (3.0)	3 (3.0)	36 (36.0)	29 (29.0)	0-3 (0.0)	4-5 (80.0)
2010-11	1-0-0 (0-0-0 in ANA)	1 (0.0)	1 (1.0)	27 (27.0)	40 (40.0)	0-0 (0.0)	2-2 (100.0)
2011-12	1-0-0 (1-0-0 in ANA)	2 (2.0)	1 (1.0)	29 (29.0)	32 (32.0)	0-3 (0.0)	2-2 (100.0)
2012-13	Did not play						
2013-14	2-0-0 (1-0-0 in ANA)	6 (3.0)	2 (1.0)	84 (42.0)	58 (29.0)	0-11 (0.0)	4-5 (100.0)
2014-15	0-2-0 (0-1-0 in ANA)	2 (1.0)	9 (4.5)	59 (29.5)	65 (32.5)	0-5 (0.0)	5-6 (83.3)
2015-16	2-0-0 (1-0-0 in ANA)	8 (4.0)	4 (2.0)	77 (38.5)	58 (29.0)	2-6 (33.3)	6-6 (100.0)
2016-17	1-0-1 (1-0-0 in ANA)	6 (3.0)	3 (1.5)	57 (28.5)	40 (20.0)	4-8 (50.0)	4-6 (66.7)
2017-18	1-0-1 (1-0-0 in ANA)	4 (2.0)	2 (1.0)	53 (26.5)	61 (31.5)	0-4 (0.0)	5-7 (71.4)
2018-19	0-1-1 (0-0-1 in ANA)	1 (0.5)	6 (3.0)	78 (39.0)	65 (32.5)	0-6 (0.0)	1-1 (100.0)
2019-20	2-0-0 (1-0-0 in ANA)	7 (3.5)	4 (2.0)	43 (21.5)	74 (37.0)	2-5 (40.0)	8-10 (80.0)
2020-21	Did not play						
2021-22	2-0-0 (1-0-0 in ANA)	6 (3.0)	1 (0.5)	53 (26.5)	79 (39.5)	1-5 (20.0)	7-7 (100.0)
2022-23	0-2-0 (0-1-0 in ANA)	1 (0.5)	8 (4.0)	64 (32.0)	71 (35.5)	0-9 (0.0)	7-12 (58.3)
<b>Totals</b>	<b>22-12-7 (12-5-4 in ANA)</b>	<b>97 (2.4)</b>	<b>93 (2.3)</b>	<b>1162 (28.3)</b>	<b>1293 (31.5)</b>	<b>20-139 (14.4)</b>	<b>127-155 (81.9)</b>

### ALL-TIME SERIES FAST FACTS

	Overall	@ Anaheim	@ Ottawa
<b>All-Time Series:</b>	22-12-7	12-5-4	10-7-3
<b>Current Streak:</b>	Two Ottawa wins	One Ottawa win	One Ottawa win
<b>Last Win by Anaheim:</b>	Jan. 29, 2022 (2-1)	Nov. 26, 2021 (4-0)	Jan. 29, 2022 (2-1)
<b>Last Win by Ottawa:</b>	Dec. 12, 2022 (3-0)	Nov. 25, 2022 (5-1)	Dec. 12, 2022 (3-0)
<b>Last 10 games:</b>	5-3-2	7-2-1	5-3-2
<b>Overtime Record:</b>	5-0-7	0-0-4	5-0-3
<b>Longest Winning Streak:</b>	Five games Mar. 13, 1994-Mar. 5, 1997	Three games, two times Last: Jan. 13, 2016-Feb. 7, 2019	Four games Jan. 19, 2006-Oct. 25, 2013
<b>Longest Losing Streak:</b>	Five games Nov. 13, 1999-Jan. 16, 2003	Two games Jan. 12, 2000-Jan. 29, 2003	Three games, two times Last: Dec. 22, 2016-Feb. 7, 2019
<b>Last Shutout by Anaheim:</b>	Nov. 26, 2021 (4-0)	Nov. 26, 2021 (4-0)	None
<b>Last Shutout by Ottawa:</b>	Feb. 7, 2019 (4-0)	Feb. 25, 2015 (3-0)	Feb. 7, 2019 (4-0)
<b>Biggest Anaheim win:</b>	Three wins by four goals	Three wins by four goals	Mar. 22, 1998 (5-2)
<b>Biggest Ottawa win:</b>	Three wins by four goals	Nov. 25, 2022 (5-1)	Two wins by four goals

# OPPONENTS



## PHILADELPHIA FLYERS

### ALL-TIME SERIES SUMMARY

Season	Series Results	GF	GA	SF	SA	Power Play	Penalty Killing
1993-94	2-0-0 (1-0-0 in ANA)	9 (4.5)	5 (2.5)	61 (30.5)	60 (30.0)	0-11 (0.0)	5-8 (62.5)
1994-95	Did not play						
1995-96	0-1-1 (0-1-0 in ANA)	4 (2.0)	6 (3.0)	40 (20.0)	66 (33.0)	1-10 (10.0)	9-11 (81.8)
1996-97	0-2-0 (0-1-0 in ANA)	3 (1.5)	7 (3.5)	39 (19.5)	67 (33.5)	1-5 (20.0)	3-6 (50.0)
1997-98	0-0-2 (0-0-1 in ANA)	5 (2.5)	5 (2.5)	55 (27.5)	68 (34.0)	1-9 (11.1)	6-8 (75.0)
1998-99	1-1-0 (1-0-0 in ANA)	6 (3.0)	8 (4.0)	46 (23.0)	64 (32.0)	4-13 (30.8)	11-16 (68.8)
1999-00	0-0-2-0 (0-0-1-0 in ANA)	6 (3.0)	6 (3.0)	52 (26.0)	81 (40.5)	2-6 (33.3)	5-8 (62.5)
2000-01	1-0-0-0 (0-0-0-0 in ANA)	4 (4.0)	3 (3.0)	23 (23.0)	32 (32.0)	1-3 (33.3)	3-3 (100.0)
2001-02	1-1-0-0 (1-0-0-0 in ANA)	6 (3.0)	6 (3.0)	47 (23.5)	55 (27.5)	1-6 (16.7)	6-7 (85.7)
2002-03	0-1-0-0 (0-1-0-0 in ANA)	0 (0.0)	1 (1.0)	28 (28.0)	25 (25.0)	0-7 (0.0)	7-8 (87.5)
2003-04	1-0-0-0 (1-0-0-0 in ANA)	4 (4.0)	3 (3.0)	29 (29.0)	35 (35.0)	1-8 (12.5)	4-4 (100.0)
2005-06	Did not play						
2006-07	0-1-0 (0-1-0 in ANA)	4 (4.0)	7 (7.0)	41 (41.0)	16 (16.0)	2-6 (33.3)	2-5 (40.0)
2007-08	0-1-0 (0-0-0 in ANA)	0 (0.0)	3 (3.0)	27 (27.0)	25 (25.0)	0-3 (0.0)	2-3 (66.7)
2008-09	0-0-1 (0-0-1 in ANA)	4 (4.0)	4 (4.0)	27 (27.0)	32 (32.0)	2-4 (50.0)	5-6 (83.3)
2009-10	1-0-0 (0-0-0 in ANA)	2 (2.0)	2 (2.0)	33 (33.0)	35 (35.0)	0-4 (0.0)	5-7 (71.4)
2010-11	2-0-0 (1-0-0 in ANA)	8 (4.0)	4 (2.0)	49 (24.5)	79 (39.5)	1-6 (16.7)	7-7 (100.0)
2011-12	0-0-1 (0-0-1 in ANA)	3 (3.0)	4 (4.0)	22 (22.0)	47 (47.0)	1-3 (33.3)	6-9 (66.7)
2012-13	Did not play						
2013-14	2-0-0 (1-0-0 in ANA)	8 (4.0)	5 (2.5)	65 (32.5)	58 (29.0)	0-3 (0.0)	5-7 (71.4)
2014-15	2-0-0 (1-0-0 in ANA)	7 (3.5)	7 (3.5)	61 (30.5)	77 (38.5)	1-7 (14.3)	3-6 (50.0)
2015-16	2-0-0 (1-0-0 in ANA)	8 (4.0)	3 (1.5)	63 (31.5)	55 (27.5)	3-7 (42.9)	10-12 (83.3)
2016-17	2-0-0 (1-0-0 in ANA)	6 (3.0)	5 (2.5)	51 (25.5)	77 (38.5)	0-4 (0.0)	10-12 (83.3)
2017-18	1-0-1 (0-0-1 in ANA)	8 (4.0)	5 (2.5)	48 (24.0)	70 (35.0)	1-5 (20.0)	11-11 (100.0)
2018-19	0-2-0 (0-1-0 in ANA)	4 (2.0)	9 (4.5)	57 (28.5)	76 (38.0)	3-7 (42.9)	7-9 (77.8)
2019-20	0-1-1 (0-0-1 in ANA)	2 (1.0)	6 (3.0)	69 (34.5)	66 (33.0)	1-9 (11.1)	4-4 (100.0)
2020-21	Did not play						
2021-22	2-0-0 (1-0-0 in ANA)	9 (4.5)	4 (2.0)	64 (32.0)	62 (31.0)	3-6 (50.0)	3-3 (100.0)
2022-23	0-2-0 (0-1-0 in ANA)	3 (1.5)	9 (4.5)	56 (28.0)	72 (36.0)	1-8 (12.5)	6-7 (85.7)
<b>Totals</b>	<b>20-13-9 (10-6-6 in ANA)</b>	<b>123 (2.9)</b>	<b>127 (3.0)</b>	<b>1153 (27.5)</b>	<b>1400 (33.3)</b>	<b>31-160 (19.4)</b>	<b>142-184 (77.2)</b>

### ALL-TIME SERIES FAST FACTS

	Overall	@ Anaheim	@ Philadelphia
<b>All-Time Series:</b>	20-13-9	10-6-6	10-7-3
<b>Current Streak:</b>	Two Philadelphia wins	One Philadelphia win	One Philadelphia win
<b>Last Win by Anaheim:</b>	Apr. 9, 2022 (5-3)	Jan. 4, 2022 (4-1)	Apr. 9, 2022 (5-3)
<b>Last Win by Philadelphia:</b>	Jan. 17, 2023 (5-2)	Jan. 2, 2023 (4-1)	Jan. 17, 2023 (5-2)
<b>Last 10 games:</b>	3-5-2	5-2-3	7-3-0
<b>Overtime Record:</b>	6-0-9	3-0-6	3-0-3
<b>Longest Winning Streak:</b>	Eight games Oct. 29, 2013-Jan. 1, 2017	Four games Jan. 30, 2014-Jan. 1, 2017	Seven games Oct. 10, 2009-Oct. 24, 2017
<b>Longest Losing Streak:</b>	Four games Oct. 30, 2018-present	Three times Last: Oct. 7, 2017-present	Two games, two times Last: Feb. 9, 2019-present
<b>Last Shutout by Anaheim:</b>	None	None	None
<b>Last Shutout by Philadelphia:</b>	Feb. 2, 2008 (3-0)	Jan. 3, 2003 (1-0)	Feb. 2, 2008 (3-0)
<b>Biggest Anaheim win:</b>	Oct. 24, 2017 (6-2)	Three wins by three goals	Oct. 24, 2017 (6-2)
<b>Biggest Philadelphia win:</b>	Feb. 9, 2019 (6-2)	Two wins by three goals	Feb. 9, 2019 (6-2)

# OPPONENTS

## PITTSBURGH PENGUINS

### ALL-TIME SERIES SUMMARY

Season	Series Results	GF	GA	SF	SA	Power Play	Penalty Killing
1993-94	0-1-1 (0-1-0 in ANA)	6 (3.0)	7 (3.5)	71 (35.5)	61 (30.5)	2-7 (28.6)	7-9 (77.8)
1994-95	Did not play						
1995-96	1-1-0 (1-0-0 in ANA)	8 (4.0)	8 (4.0)	56 (28.0)	74 (37.0)	1-11 (9.1)	8-12 (66.7)
1996-97	0-2-0 (0-1-0 in ANA)	6 (3.0)	12 (6.0)	58 (29.0)	56 (28.0)	2-7 (28.6)	8-11 (72.7)
1997-98	0-2-0 (0-1-0 in ANA)	2 (1.0)	8 (4.0)	55 (27.5)	40 (20.0)	1-12 (8.3)	8-9 (88.9)
1998-99	1-0-1 (1-0-0 in ANA)	9 (4.5)	7 (3.5)	64 (32.0)	83 (41.5)	4-9 (44.4)	9-11 (81.8)
1999-00	2-0-0-0 (1-0-0-0 in ANA)	9 (4.5)	2 (1.0)	67 (33.5)	45 (22.5)	3-11 (27.3)	7-7 (100.0)
2000-01	0-1-0-0 (0-0-0-0 in ANA)	2 (2.0)	3 (3.0)	25 (25.0)	27 (27.0)	0-3 (0.0)	3-4 (75.0)
2001-02	2-0-0-0 (1-0-0-0 in ANA)	8 (4.0)	4 (2.0)	48 (24.0)	74 (37.0)	2-9 (22.2)	7-8 (87.5)
2002-03	1-0-0-0 (1-0-0-0 in ANA)	5 (5.0)	0 (0.0)	47 (47.0)	19 (19.0)	1-5 (20.0)	8-8 (100.0)
2003-04	0-1-0-0 (0-0-0-0 in ANA)	1 (1.0)	2 (2.0)	27 (27.0)	28 (28.0)	0-3 (0.0)	2-3 (66.7)
2005-06	Did not play						
2006-07	1-0-0 (1-0-0 in ANA)	3 (3.0)	2 (2.0)	40 (40.0)	17 (17.0)	2-9 (22.2)	2-2 (100.0)
2007-08	0-1-0 (0-0-0 in ANA)	4 (4.0)	5 (5.0)	23 (23.0)	29 (29.0)	1-5 (20.0)	4-5 (80.0)
2008-09	0-1-0 (0-0-0 in ANA)	1 (1.0)	3 (3.0)	22 (22.0)	24 (24.0)	1-4 (25.0)	3-3 (100.0)
2009-10	0-2-0 (0-1-0 in ANA)	5 (2.5)	9 (4.5)	54 (27.0)	53 (26.5)	0-5 (0.0)	12-13 (92.3)
2010-11	1-0-0 (1-0-0 in ANA)	3 (3.0)	2 (2.0)	19 (19.0)	32 (32.0)	0-2 (0.0)	3-4 (75.0)
2011-12	1-0-0 (0-0-0 in ANA)	2 (2.0)	1 (1.0)	29 (29.0)	26 (26.0)	0-3 (0.0)	1-1 (100.0)
2012-13	Did not play						
2013-14	0-1-1 (0-0-1 in ANA)	3 (1.5)	5 (2.5)	59 (29.5)	44 (22.0)	0-4 (0.0)	5-6 (83.3)
2014-15	0-2-0 (0-1-0 in ANA)	6 (3.0)	11 (5.5)	58 (29.0)	60 (30.0)	3-9 (33.3)	7-8 (87.5)
2015-16	1-1-0 (1-0-0 in ANA)	4 (2.0)	7 (3.5)	63 (31.5)	59 (29.5)	0-3 (0.0)	3-3 (100.0)
2016-17	0-2-0 (0-1-0 in ANA)	3 (1.5)	8 (4.0)	69 (34.5)	79 (39.5)	2-6 (33.3)	4-6 (66.7)
2017-18	2-0-0 (1-0-0 in ANA)	9 (4.5)	3 (1.5)	56 (28.0)	62 (31.0)	1-4 (25.0)	4-6 (66.7)
2018-19	1-1-0 (0-1-0 in ANA)	8 (4.0)	9 (4.5)	61 (30.5)	66 (33.0)	1-4 (25.0)	5-7 (71.4)
2019-20	1-1-0 (1-0-0 in ANA)	4 (2.0)	4 (2.0)	53 (26.5)	58 (29.0)	1-9 (11.1)	9-11 (81.8)
2020-21	Did not play						
2021-22	0-2-0 (0-1-0 in ANA)	1 (0.5)	5 (2.5)	59 (29.5)	63 (31.5)	0-5 (0.0)	3-4 (75.0)
2022-23	0-1-1 (0-1-0 in ANA)	6 (3.0)	10 (5.0)	60 (30.0)	104 (52.0)	3-6 (50.0)	7-8 (87.5)
<b>Totals</b>	<b>15-23-4 (10-9-1 in ANA)</b>	<b>118 (2.8)</b>	<b>136 (3.2)</b>	<b>1243 (29.6)</b>	<b>1283 (30.5)</b>	<b>31-155 (20.0)</b>	<b>134-164 (81.7)</b>

### ALL-TIME SERIES FAST FACTS

	Overall	@ Anaheim	@ Pittsburgh
<b>All-Time Series:</b>	15-23-4	10-9-1	5-14-3
<b>Current Streak:</b>	Four Pittsburgh wins	Two Pittsburgh wins	Three Pittsburgh wins
<b>Last Win by Anaheim:</b>	Feb. 28, 2020 (3-2)	Feb. 28, 2020 (3-2)	Dec. 17, 2018 (4-2)
<b>Last Win by Pittsburgh:</b>	Feb. 10, 2023 (6-3)	Feb. 10, 2023 (6-3)	Jan. 17, 2023 (4-3 OT)
<b>Last 10 games:</b>	4-5-1	4-5-1	3-6-1
<b>Overtime Record:</b>	2-0-4	2-0-1	0-0-3
<b>Longest Winning Streak:</b>	Three games, three times Last: Dec. 23, 2017-Dec. 17, 2018	Five games Jan. 18, 1999-Nov. 6, 2006	Two games Dec. 23, 2017-Dec. 17, 2018
<b>Longest Losing Streak:</b>	Four games, four times Last: Dec. 11, 2021-Present	Two games, three times Last: Jan. 11, 2022-Present	Four games, two times Last: Nov. 18, 2013-Oct. 15, 2016
<b>Last Shutout by Anaheim:</b>	Dec. 23, 2017 (4-0)	Dec. 15, 2002 (5-0)	Dec. 23, 2017 (4-0)
<b>Last Shutout by Pittsburgh:</b>	Dec. 11, 2021 (1-0)	Dec. 10, 1997 (3-0)	Dec. 11, 2021 (1-0)
<b>Biggest Anaheim win:</b>	Jan. 29, 2000 (7-1)	Dec. 15, 2002 (5-0)	Jan. 29, 2000 (7-1)
<b>Biggest Pittsburgh win:</b>	Three wins by four goals	Nov. 2, 2016 (5-1)	Two wins by four goals

# OPPONENTS



## SAN JOSE SHARKS

### ALL-TIME SERIES SUMMARY

Season	Series Results	GF	GA	SF	SA	Power Play	Penalty Killing
1993-94	0-6-0 (0-3-0 in ANA)	9 (1.5)	22 (3.6)	155 (25.8)	137 (22.8)	3-22 (13.6)	24-28 (85.7)
1994-95	4-1-0 (2-1-0 in ANA)	22 (4.4)	15 (3.0)	154 (30.8)	120 (24.0)	3-20 (15.0)	17-20 (85.0)
1995-96	4-1-0 (2-1-0 in ANA)	21 (4.2)	17 (3.4)	152 (30.4)	140 (28.0)	5-22 (22.7)	19-26 (73.1)
1996-97	3-1-1 (1-1-0 in ANA)	17 (3.4)	15 (3.0)	147 (29.4)	154 (30.8)	5-31 (16.1)	20-22 (90.9)
1997-98	0-6-0 (0-3-0 in ANA)	12 (2.0)	26 (4.3)	145 (24.1)	175 (29.1)	2-28 (7.1)	21-30 (70.0)
1998-99	3-1-2 (1-1-1 in ANA)	15 (2.5)	12 (2.0)	189 (31.5)	174 (29.0)	10-38 (26.3)	31-34 (91.2)
1999-00	4-1-1-0 (2-0-1-0 in ANA)	21 (3.5)	15 (2.5)	187 (31.2)	156 (26.0)	7-30 (23.3)	17-22 (77.3)
2000-01	1-3-0-1 (1-1-0-0 in ANA)	9 (1.8)	17 (3.4)	119 (23.8)	148 (29.6)	6-23 (26.1)	22-25 (88.0)
2001-02	1-4-0-0 (0-3-0-0 in ANA)	9 (1.8)	17 (3.4)	147 (29.4)	132 (26.4)	3-27 (11.1)	20-22 (90.9)
2002-03	3-2-0-0 (1-1-0-0 in ANA)	14 (2.8)	15 (3.0)	116 (23.2)	133 (26.6)	4-20 (20.0)	15-19 (78.9)
2003-04	2-4-0-0 (1-2-0-0 in ANA)	9 (1.5)	12 (2.0)	158 (26.3)	171 (28.5)	2-23 (8.7)	21-24 (87.5)
2005-06	4-3-1 (2-1-1 in ANA)	23 (2.9)	25 (3.1)	246 (30.7)	251 (31.4)	8-49 (16.3)	40-50 (80.0)
2006-07	5-2-1 (2-1-1 in ANA)	29 (3.6)	19 (2.4)	245 (30.8)	244 (30.6)	7-32 (21.9)	32-39 (82.0)
2007-08	5-2-1 (2-1-1 in ANA)	17 (2.1)	14 (1.8)	192 (24.0)	238 (29.8)	3-26 (11.5)	36-41 (87.8)
2008-09	2-4-0 (1-2-0 in ANA)	12 (2.0)	12 (2.0)	163 (27.2)	192 (32.0)	3-21 (14.3)	26-31 (83.9)
2009-10	1-5-0 (1-2-0 in ANA)	11 (1.8)	21 (3.5)	168 (28.0)	193 (32.2)	4-30 (13.3)	20-26 (76.9)
2010-11	3-3-0 (2-1-0 in ANA)	17 (2.8)	17 (2.8)	158 (26.3)	218 (36.3)	8-22 (36.4)	16-20 (80.0)
2011-12	5-1-0 (2-1-0 in ANA)	16 (2.7)	11 (1.8)	162 (27.0)	207 (34.5)	2-13 (15.4)	18-20 (90.0)
2012-13	2-2-1 (2-1-0 in ANA)	12 (2.4)	15 (3.0)	139 (27.8)	147 (29.4)	0-15 (0.0)	18-19 (94.7)
2013-14	2-2-1 (2-0-0 in ANA)	17 (3.4)	14 (2.8)	148 (29.6)	160 (32.0)	2-12 (16.7)	17-20 (85.0)
2014-15	1-4-0 (1-2-0 in ANA)	11 (2.2)	21 (4.2)	156 (31.2)	164 (32.8)	1-18 (5.5)	18-25 (72.0)
2015-16	3-1-0 (2-0-0 in ANA)	5 (1.3)	4 (1.0)	95 (23.8)	130 (32.5)	0-11 (0.0)	12-12 (100.0)
2016-17	3-0-2 (1-0-1 in ANA)	11 (2.2)	10 (2.0)	141 (28.2)	142 (28.4)	1-10 (10.0)	13-16 (81.3)
2017-18	1-1-2 (0-1-1 in ANA)	7 (1.8)	11 (2.8)	118 (29.5)	152 (37.6)	1-8 (12.5)	9-12 (75.0)
2018-19	2-1-1 (1-0-1 in ANA)	14 (3.5)	13 (3.3)	93 (23.0)	147 (36.8)	5-11 (45.5)	12-13 (92.3)
2019-20	3-1-2 (1-1-0 in ANA)	8 (2.7)	10 (3.3)	93 (31.0)	102 (34.0)	2-8 (25.0)	7-8 (87.5)
2020-21	4-3-1 (1-2-1 in ANA)	21 (2.6)	19 (2.4)	241 (30.1)	255 (31.9)	2-18 (11.1)	20-24 (83.3)
2021-22	3-1-0 (2-0-0 in ANA)	12 (3.0)	11 (2.8)	124 (31.0)	122 (30.5)	1-15 (6.7%)	11-14 (78.6)
2022-23	3-1-0 (1-1-0 in ANA)	15 (3.8)	19 (4.8)	122 (30.5)	166 (41.5)	0-11 (0.0)	11-14 (78.6)
<b>Totals</b>	<b>75-68-16 (37-34-9 in ANA)</b>	<b>416 (2.6)</b>	<b>449 (2.8)</b>	<b>4473 (28.1)</b>	<b>4870 (30.6)</b>	<b>100-614 (16.3)</b>	<b>563-676 (83.3)</b>

### ALL-TIME SERIES FAST FACTS

	Overall	@ Anaheim	@ San Jose
<b>All-Time Series:</b>	75-68-16	37-34-9	38-34-7
<b>Current Streak:</b>	One Anaheim win	One Anaheim win	Three Anaheim wins
<b>Last Win by Anaheim:</b>	Jan. 6, 2023 (5-4 OT)	Jan. 6, 2023 (5-4 OT)	Nov. 5, 2022 (5-4 SO)
<b>Last Win by San Jose:</b>	Dec. 9, 2022 (6-1)	Dec. 9, 2022 (6-1)	Mar. 26, 2022 (4-1)
<b>Last 10 games:</b>	8-2-0	5-4-1	6-4-0
<b>Overtime Record:</b>	16-0-16	10-0-9	6-0-7
<b>Longest Winning Streak:</b>	Five games, twice Last: April 6, 2021-Mar. 6, 2022	Three games, three times Last: Dec. 4, 2015-Dec. 9, 2016	Six games Dec. 26, 2006-Dec. 22, 2007
<b>Longest Losing Streak:</b>	Six games, three times Last: Apr. 5, 2009-Jan. 21, 2010	Five games Apr. 8, 2001-Nov. 3, 2002	Six games Nov. 30, 2013-Oct. 10, 2015
<b>Last Shutout by Anaheim:</b>	Apr. 12, 2021 (4-0)	Dec. 4, 2015 (1-0)	Apr. 12, 2021 (4-0)
<b>Last Shutout by San Jose:</b>	Mar. 12, 2021 (6-0)	Mar. 12, 2021 (6-0)	Mar. 27, 2013 (4-0)
<b>Biggest Anaheim win:</b>	Nov. 21, 2006 (5-0)	Nov. 21, 2006 (5-0)	Apr. 12, 2021 (4-0)
<b>Biggest San Jose win:</b>	Six goals, two times Last: Mar. 12, 2021 (6-0)	Six goals, two times Last: Mar. 12, 2021 (6-0)	Mar. 27, 2013 (4-0)

# OPPONENTS

## SEATTLE KRAKEN

### ALL-TIME SERIES SUMMARY

Season	Series Results	GF	GA	SF	SA	Power Play	Penalty Killing
2021-22	2-1-0 (1-1-0 in ANA)	7 (3.5)	5 (2.5)	87 (25.5)	72 (23.5)	2-5 (40.0)	6-7 (85.7)
2022-23	1-3-0 (1-1-0 in ANA)	11 (3.7)	14 (4.7)	97 (26.0)	143 (34.7)	5-12 (41.7)	5-11 (45.5)
<b>Totals</b>	<b>3-4-0 (2-2-0 in ANA)</b>	<b>26 (3.7)</b>	<b>27 (3.9)</b>	<b>165 (26.3)</b>	<b>176 (30.7)</b>	<b>7-17 (41.2)</b>	<b>11-18 (61.1)</b>

### ALL-TIME SERIES FAST FACTS

	Overall	@ Anaheim	@ Seattle
<b>All-Time Series:</b>	3-4-0	2-2-0	1-2-0
<b>Current Streak:</b>	Three Seattle wins	One Seattle win	Two Seattle wins
<b>Last Win by Anaheim:</b>	Oct. 12, 2022 (5-4, OT)	Oct. 12, 2022 (5-4, OT)	Nov. 11, 2021 (7-4)
<b>Last Win by Seattle:</b>	Mar. 30, 2023 (4-1)	Nov. 27, 2022 (5-4)	Mar. 30, 2023 (4-1)
<b>Last 10 games:</b>	3-4-0	2-2-0	1-2-0
<b>Overtime Record:</b>	1-0-0	1-0-0	0-0-0
<b>Longest Winning Streak:</b>	Two games Last: Nov. 11-Dec. 15, 2021	One game Last: Oct. 12, 2022 (5-4, OT)	One game Nov. 11, 2021 (7-4)
<b>Longest Losing Streak:</b>	Three games Last: Nov. 27, 2022-present	One game Last: Nov. 27, 2022 (5-4)	Two game Last: Mar. 7, 2023 (5-2) - present
<b>Last Shutout by Anaheim:</b>	None	None	None
<b>Last Shutout by Seattle:</b>	None	None	None
<b>Biggest Anaheim win:</b>	Two wins by three goals Mar. 7, 2023 (5-2)	Dec. 15, 2021 (4-1)	Nov. 11, 2021 (7-4)
<b>Biggest Seattle win:</b>		Two wins by one goal	Mar. 7, 2023 (5-2)

TM



## ST. LOUIS BLUES

### ALL-TIME SERIES SUMMARY

Season	Series Results	GF	GA	SF	SA	Power Play	Penalty Killing
1993-94	2-2-0 (1-1-0 in ANA)	10 (2.5)	11 (2.8)	154 (38.5)	151 (37.8)	1-17 (5.9)	17-20 (85.0)
1994-95	0-4-0 (0-2-0 in ANA)	10 (2.5)	22 (5.5)	103 (25.8)	131 (32.8)	5-16 (31.3)	8-13 (61.5)
1995-96	3-1-0 (2-0-0 in ANA)	16 (4.0)	6 (1.5)	110 (27.5)	138 (34.5)	6-26 (23.1)	23-26 (88.5)
1996-97	1-2-1 (0-1-1 in ANA)	12 (3.0)	12 (3.0)	94 (23.5)	135 (33.8)	4-14 (28.6)	12-15 (80.0)
1997-98	1-2-1 (0-2-0 in ANA)	12 (3.0)	16 (4.0)	98 (24.5)	105 (26.3)	5-19 (26.3)	14-15 (93.3)
1998-99	1-2-1 (0-2-0 in ANA)	8 (2.0)	11 (2.8)	107 (26.8)	131 (32.8)	2-18 (11.1)	9-12 (75.0)
1999-00	1-2-1-0 (1-1-0-0 in ANA)	9 (2.3)	12 (3.0)	111 (27.8)	126 (31.5)	3-19 (15.8)	9-12 (75.0)
2000-01	0-4-0-0 (0-2-0-0 in ANA)	5 (1.3)	15 (3.8)	90 (22.5)	151 (37.8)	3-25 (12.0)	17-23 (73.9)
2001-02	1-3-0-0 (0-2-0-0 in ANA)	7 (1.8)	9 (2.3)	76 (19.0)	89 (22.3)	1-20 (5.0)	13-13 (100.0)
2002-03	3-0-0-1 (2-0-0-0 in ANA)	13 (3.3)	9 (2.3)	89 (22.3)	126 (31.5)	7-17 (41.2)	12-16 (75.0)
2003-04	1-1-1-1 (1-0-1-0 in ANA)	8 (2.0)	9 (2.3)	101 (25.3)	116 (29.0)	2-12 (16.7)	6-9 (66.7)
2005-06	3-1-0 (2-0-0 in ANA)	18 (4.5)	14 (3.5)	138 (34.5)	121 (30.3)	5-24 (20.8)	22-29 (75.9)
2006-07	3-1-0 (1-1-0 in ANA)	12 (3.0)	13 (3.3)	126 (31.5)	100 (25.0)	7-19 (36.8)	19-22 (86.4)
2007-08	2-1-1 (2-0-0 in ANA)	9 (2.3)	7 (1.8)	108 (27.0)	110 (27.5)	1-17 (5.9)	11-13 (84.6)
2008-09	3-0-1 (2-0-0 in ANA)	15 (3.8)	10 (2.5)	120 (30.0)	118 (29.5)	5-14 (35.7)	15-21 (71.4)
2009-10	2-2-0 (1-1-0 in ANA)	10 (2.5)	16 (4.0)	118 (29.5)	123 (30.8)	0-14 (0.0)	10-14 (71.4)
2010-11	2-2-0 (2-0-0 in ANA)	13 (3.3)	19 (4.8)	87 (21.8)	141 (35.3)	4-15 (26.7)	15-21 (71.4)
2011-12	2-2-0 (2-0-0 in ANA)	11 (2.8)	12 (3.0)	93 (23.3)	119 (29.8)	2-13 (15.4)	9-11 (81.8)
2012-13	2-0-1 (1-0-0 in ANA)	10 (3.3)	9 (3.0)	73 (24.3)	83 (27.7)	1-10 (10.0)	4-8 (50.0)
2013-14	3-0-0 (1-0-0 in ANA)	9 (3.0)	4 (1.3)	63 (21.0)	82 (27.3)	2-8 (25.0)	11-12 (91.7)
2014-15	2-1-0 (2-0-0 in ANA)	7 (2.3)	5 (1.7)	82 (27.3)	99 (33.3)	3-12 (25.0)	9-10 (90.0)
2015-16	1-2-0 (1-0-0 in ANA)	6 (2.0)	10 (3.3)	90 (30.0)	85 (28.3)	3-12 (25.0)	12-12 (100.0)
2016-17	1-1-1 (1-0-1 in ANA)	6 (2.0)	7 (2.3)	71 (23.7)	87 (29.0)	1-10 (10.0)	8-8 (100.0)
2017-18	2-1-0 (0-1-0 in ANA)	8 (2.7)	7 (2.3)	70 (23.3)	92 (30.7)	2-8 (25.0)	9-9 (100.0)
2018-19	1-2-0 (0-2-0 in ANA)	8 (2.7)	12 (4.0)	71 (23.7)	96 (32.0)	2-7 (28.6)	4-8 (50.0)
2019-20	1-2-0 (0-1-0 in ANA)	7 (2.3)	9 (3.0)	73 (24.3)	109 (36.3)	0-5 (0.0)	5-7 (71.4)
2020-21	3-5-0 (0-4-0 in ANA)	18 (2.3)	26 (3.3)	215 (26.9)	241 (30.1)	2-18 (11.1)	11-20 (55.0)
2021-22	2-1-0 (1-1-0 in ANA)	10 (3.3)	9 (3.0)	83 (27.7)	97 (32.3)	1-4 (25.0)	3-3 (100.0)
2022-23	0-2-0 (0-1-0 in ANA)	5 (2.5)	12 (6.0)	57 (28.5)	70 (35.0)	3-9 (33.3)	5-6 (83.2)
<b>Totals</b>	<b>49-49-11 (26-25-3 in ANA)</b>	<b>292 (2.7)</b>	<b>333 (3.0)</b>	<b>2871 (26.4)</b>	<b>3372 (30.9)</b>	<b>83-421 (19.7)</b>	<b>322-408 (78.9)</b>

### ALL-TIME SERIES FAST FACTS

	Overall	@ Anaheim	@ St. Louis
<b>All-Time Series:</b>	49-49-11	26-25-3	23-24-8
<b>Current Streak:</b>	Three St. Louis wins	Two St. Louis wins	One St. Louis win
<b>Last Win by Anaheim:</b>	Dec. 12, 2021 (3-2 OT)	Nov. 7, 2021 (4-1)	Dec. 12, 2021 (3-2 OT)
<b>Last Win by St. Louis:</b>	Mar. 25, 2023 (6-3)	Mar. 25, 2023 (6-3)	Nov. 19, 2022 (6-2)
<b>Last 10 games:</b>	5-5-0	1-9-0	7-3-0
<b>Overtime Record:</b>	11-0-11	3-0-3	8-0-8
<b>Longest Winning Streak:</b>	Four games Dec. 7, 2013-Oct. 19, 2014	10 games Jan. 7, 2010-Jan. 8, 2016	Three games, two times Last: Nov. 29, 2017-present
<b>Longest Losing Streak:</b>	Six games, two times Jan. 13, 2020-present	Eight games Mar. 12, 2018-present	Five games Apr. 9, 2010-Mar. 8, 2012
<b>Last Shutout by Anaheim:</b>	Oct. 19, 2014 (3-0)	Oct. 19, 2014 (3-0)	Feb. 1, 2008 (0-1 SO)
<b>Last Shutout by St. Louis:</b>	Oct. 30, 2014 (2-0)	Nov. 5, 2009 (5-0)	Oct. 30, 2014 (2-0)
<b>Biggest Anaheim win:</b>	Mar. 22, 1996 (6-1)	Mar. 17, 1996 (5-1)	Mar. 22, 1996 (6-1)
<b>Biggest St. Louis win:</b>	Feb. 19, 2011 (9-3)	Three wins by five goals	Feb. 19, 2011 (9-3)

# OPPONENTS

## TAMPA BAY LIGHTNING

### ALL-TIME SERIES SUMMARY

Season	Series Results	GF	GA	SF	SA	Power Play	Penalty Killing
1993-94	1-1-0 (0-1-0 in ANA)	6 (3.0)	5 (2.5)	60 (30.0)	55 (27.5)	0-13 (0.0)	8-10 (80.0)
1994-95	Did not play						
1995-96	0-1-1 (0-0-1 in ANA)	3 (1.5)	4 (2.0)	41 (20.5)	66 (33.0)	1-12 (8.3)	7-11 (63.6)
1996-97	1-1-0 (1-0-0 in ANA)	5 (2.5)	4 (2.0)	50 (25.0)	76 (38.0)	0-6 (0.0)	4-5 (80.0)
1997-98	2-0-0 (1-0-0 in ANA)	9 (4.5)	3 (1.5)	57 (28.5)	59 (29.5)	0-9 (0.0)	6-7 (85.7)
1998-99	2-0-0 (1-0-0 in ANA)	10 (5.0)	6 (3.0)	64 (32.0)	76 (38.0)	3-9 (33.3)	10-13 (76.9)
1999-00	1-1-0-0 (0-1-0-0 in ANA)	5 (2.5)	6 (3.0)	64 (32.0)	49 (24.5)	0-4 (0.0)	4-4 (100.0)
2000-01	1-0-0-0 (1-0-0-0 in ANA)	3 (3.0)	1 (1.0)	27 (27.0)	26 (26.0)	1-2 (50.0)	6-6 (100.0)
2001-02	0-2-0-0 (0-1-0-0 in ANA)	4 (2.0)	6 (3.0)	64 (32.0)	48 (24.0)	2-7 (28.5)	7-11 (63.6)
2002-03	0-1-0-0 (0-0-0-0 in ANA)	0 (0.0)	2 (2.0)	24 (24.0)	26 (26.0)	0-1 (0.0)	4-4 (100.0)
2003-04	1-0-0-0 (0-0-0-0 in ANA)	2 (2.0)	0 (0.0)	25 (25.0)	31 (31.0)	0-3 (0.0)	7-7 (100.0)
2005-06	1-0-0 (1-0-0 in ANA)	4 (4.0)	2 (2.0)	33 (33.0)	24 (24.0)	2-7 (28.6)	6-7 (85.7)
2006-07	1-0-0 (0-0-0 in ANA)	4 (4.0)	3 (3.0)	25 (25.0)	27 (27.0)	1-2 (50.0)	5-5 (100.0)
2007-08	Did not play						
2008-09	0-1-0 (0-1-0 in ANA)	3 (3.0)	4 (4.0)	32 (32.0)	19 (19.0)	1-4 (25.0)	2-3 (66.7)
2009-10	2-0-0 (1-0-0 in ANA)	5 (2.5)	4 (2.0)	59 (29.5)	55 (27.5)	4-9 (44.4)	5-6 (83.3)
2010-11	1-0-0 (1-0-0 in ANA)	3 (3.0)	2 (2.0)	30 (30.0)	34 (34.0)	1-5 (20.0)	3-4 (75.0)
2011-12	0-1-0 (0-0-0 in ANA)	2 (2.0)	3 (3.0)	30 (30.0)	16 (16.0)	0-2 (0.0)	1-2 (50.0)
2012-13	Did not play						
2013-14	1-1-0 (1-0-0 in ANA)	2 (1.0)	5 (2.5)	67 (33.5)	51 (25.5)	0-6 (0.0)	6-8 (75.0)
2014-15	0-2-0 (0-1-0 in ANA)	4 (2.0)	9 (4.5)	53 (26.5)	55 (27.5)	1-7 (14.3)	8-8 (100.0)
2015-16	0-2-0 (0-1-0 in ANA)	1 (0.5)	7 (3.5)	63 (31.5)	46 (23.0)	0-5 (0.0)	5-8 (62.5)
2016-17	1-0-1 (1-0-0 in ANA)	4 (2.0)	3 (1.5)	37 (18.5)	65 (32.5)	1-10 (10.0)	9-10 (90.0)
2017-18	1-1-0 (0-1-0 in ANA)	5 (2.5)	3 (1.5)	50 (25.0)	69 (34.5)	2-3 (66.7)	5-6 (83.3)
2018-19	1-0-1 (0-0-1 in ANA)	4 (2.0)	3 (1.5)	58 (29.0)	70 (35.0)	1-4 (25.0)	7-7 (100.0)
2019-20	0-2-0 (0-1-0 in ANA)	5 (2.5)	10 (5.0)	64 (24.5)	49 (48.6)	0-6 (0.0)	4-7 (57.1)
2020-21	Did not play						
2021-22	1-0-1 (1-0-0 in ANA)	8 (4.0)	5 (2.5)	61 (30.5)	64 (32.0)	1-6 (16.7)	10-10 (100.0)
2022-23	0-2-0 (0-1-0 in ANA)	3 (1.5)	10 (5.0)	46 (23.0)	74 (37.0)	0-6 (0.0)	5-8 (62.5)
<b>Totals</b>	<b>19-19-4 (10-9-2 in ANA)</b>	<b>104 (2.5)</b>	<b>110 (2.6)</b>	<b>1184 (28.2)</b>	<b>1230 (29.3)</b>	<b>22-148 (14.9)</b>	<b>143-177 (80.8)</b>

### ALL-TIME SERIES FAST FACTS

	Overall	@ Anaheim	@ Tampa Bay
<b>All-Time Series:</b>	19-19-4	10-9-2	9-10-2
<b>Current Streak:</b>	Three Tampa Bay wins	One Tampa Bay win	Three Tampa Bay wins
<b>Last Win by Anaheim:</b>	Jan. 21, 2022 (5-1)	Jan. 21, 2022 (5-1)	Nov. 27, 2018 (3-1)
<b>Last Win by Tampa Bay:</b>	Feb. 21, 2023 (6-1)	Oct. 26, 2022 (4-2)	Feb. 21, 2023 (6-1)
<b>Last 10 games:</b>	3-5-2	4-5-1	2-6-2
<b>Overtime Record:</b>	5-0-4	4-0-2	1-0-2
<b>Longest Winning Streak:</b>	Five games Nov. 5, 1997-Oct. 15, 1999	Three games, two times Last: Nov. 19, 2009-Nov. 22, 2013	Three games, two times Last: Dec. 29, 2003-Jan. 29, 2010
<b>Longest Losing Streak:</b>	Four games Feb. 8, 2015-Dec. 2, 2015	Three games Nov. 12, 2017-Jan. 31, 2020	Five games Feb. 21, 2012-Feb. 4, 2017
<b>Last Shutout by Anaheim:</b>	Nov. 22, 2013 (1-0 OT)	Nov. 22, 2013 (1-0 OT)	Dec. 29, 2003 (2-0)
<b>Last Shutout by Tampa Bay:</b>	Nov. 21, 2015 (5-0)	None	Nov. 21, 2015 (5-0)
<b>Biggest Anaheim win:</b>	Jan. 21, 2022 (5-1)	Jan. 21, 2022 (5-1)	Three wins by three goals
<b>Biggest Tampa Bay win:</b>	Two wins by five goals	Feb. 18, 2015 (4-1)	Two wins by five goals

## TORONTO MAPLE LEAFS

### ALL-TIME SERIES SUMMARY

Season	Series Results	GF	GA	SF	SA	Power Play	Penalty Killing
1993-94	2-1-1 (1-1-0 in ANA)	10 (2.5)	8 (2.0)	105 (26.3)	120 (30.0)	3-15 (20.0)	22-24 (91.6)
1994-95	1-2-1 (1-0-1 in ANA)	12 (3.0)	10 (2.5)	124 (31.0)	148 (37.0)	4-15 (26.7)	12-15 (80.0)
1995-96	0-3-1 (0-2-0 in ANA)	10 (2.5)	15 (3.8)	119 (29.8)	136 (34.0)	2-21 (9.5)	19-22 (86.4)
1996-97	2-2-0 (2-0-0 in ANA)	11 (2.8)	12 (3.0)	128 (32.0)	131 (32.8)	4-19 (21.1)	15-16 (93.8)
1997-98	0-2-2 (0-2-0 in ANA)	8 (2.0)	14 (3.5)	112 (28.0)	113 (28.3)	0-19 (0.0)	10-11 (90.9)
1998-99	0-1-0 (0-0-0 in ANA)	1 (1.0)	4 (4.0)	31 (31.0)	39 (39.0)	0-3 (0.0)	3-3 (100.0)
1999-00	1-0-0-0 (0-0-0-0 in ANA)	2 (2.0)	0 (0.0)	24 (24.0)	19 (19.0)	0-3 (0.0)	2-2 (100.0)
2000-01	0-1-0-0 (0-0-0-0 in ANA)	2 (2.0)	3 (3.0)	22 (22.0)	29 (29.0)	1-4 (25.0)	7-8 (87.5)
2001-02	0-1-0-0 (0-0-0-0 in ANA)	1 (1.0)	6 (6.0)	22 (22.0)	31 (31.0)	0-5 (0.0)	5-5 (100.0)
2002-03	0-1-0-0 (0-0-0-0 in ANA)	2 (2.0)	5 (5.0)	23 (23.0)	19 (19.0)	0-6 (0.0)	3-3 (100.0)
2003-04	1-0-0-0 (1-0-0-0 in ANA)	5 (5.0)	1 (1.0)	27 (27.0)	30 (30.0)	1-2 (50.0)	2-2 (100.0)
2005-06	0-1-0 (0-0-0 in ANA)	2 (2.0)	3 (3.0)	29 (29.0)	27 (27.0)	0-8 (0.0)	4-6 (66.7)
2006-07	Did not play						
2007-08	1-0-0 (1-0-0 in ANA)	5 (5.0)	0 (0.0)	24 (24.0)	28 (28.0)	2-4 (50.0)	6-6 (100.0)
2008-09	1-0-0 (0-0-0 in ANA)	2 (2.0)	2 (2.0)	21 (24.0)	38 (38.0)	0-1 (0.0)	4-4 (100.0)
2009-10	0-1-0 (0-1-0 in ANA)	3 (3.0)	6 (6.0)	28 (28.0)	39 (39.0)	1-3 (33.3)	5-10 (50.0)
2010-11	0-1-0 (0-0-0 in ANA)	2 (2.0)	5 (5.0)	28 (28.0)	37 (37.0)	0-2 (0.0)	2-2 (100.0)
2011-12	0-1-0 (0-1-0 in ANA)	2 (2.0)	5 (5.0)	28 (28.0)	28 (28.0)	1-2 (50.0)	3-4 (75.0)
2012-13	Did not play						
2013-14	0-2-0 (0-1-0 in ANA)	3 (1.5)	7 (3.5)	69 (34.5)	46 (23.0)	0-8 (0.0)	3-5 (60.0)
2014-15	1-1-0 (1-0-0 in ANA)	6 (3.0)	6 (3.0)	67 (33.5)	55 (27.5)	1-4 (25.0)	5-6 (83.3)
2015-16	0-1-1 (0-1-0 in ANA)	5 (2.5)	10 (5.0)	77 (38.5)	64 (32.0)	2-6 (33.3)	8-11 (72.7)
2016-17	2-0-0 (1-0-0 in ANA)	8 (4.0)	4 (2.0)	64 (32.0)	74 (37.0)	2-6 (33.3)	6-7 (85.7)
2017-18	0-2-0 (0-1-0 in ANA)	5 (2.5)	10 (5.0)	73 (36.5)	69 (34.5)	1-7 (14.2)	4-5 (80.0)
2018-19	0-1-1 (0-0-1 in ANA)	2 (1.0)	8 (4.0)	64 (32.0)	79 (39.5)	0-2 (0.0)	4-5 (80.0)
2019-20	1-0-1 (1-0-0 in ANA)	6 (3.0)	6 (3.0)	58 (29.0)	66 (33.0)	1-5 (20.0)	6-8 (75.0)
2020-21	Did not play						
2021-22	0-1-1 (0-1-0 in ANA)	4 (2.0)	8 (4.0)	60 (30.0)	75 (37.5)	0-3 (0.0)	2-5 (40.0)
2022-23	1-1-0 (1-0-0 in ANA)	4 (2.0)	10 (5.0)	67 (33.5)	78 (39.0)	0-3 (0.0)	4-5 (80.0)
<b>Totals</b>	<b>14-27-9 (10-11-2 in ANA)</b>	<b>123 (2.5)</b>	<b>168 (3.4)</b>	<b>1494 (29.9)</b>	<b>1618 (32.4)</b>	<b>26-176 (14.8)</b>	<b>166-200 (83.0)</b>

### ALL-TIME SERIES FAST FACTS

	Overall	@ Anaheim	@ Toronto
<b>All-Time Series:</b>	14-27-9	9-11-2	4-16-7
<b>Current Streak:</b>	One Toronto win	One Anaheim win	Five Toronto wins
<b>Last Win by Anaheim:</b>	Oct. 30, 2022 (4-3 OT)	Oct. 30, 2022 (4-3 OT)	Dec. 19, 2016 (3-2)
<b>Last Win by Toronto:</b>	Dec. 13, 2022 (7-0)	Nov. 28, 2021 (5-1)	Dec. 13, 2022 (7-0)
<b>Last 10 games:</b>	2-5-3	4-5-1	1-6-3
<b>Overtime Record:</b>	2-0-9	1-0-2	1-0-7
<b>Longest Winning Streak:</b>	Two games, two times Last: Dec. 19, 2016-Mar. 3, 2017	Two games, two times Nov. 12, 2003-Jan. 9, 2008	One game, four times Last: Dec. 19, 2016
<b>Longest Losing Streak:</b>	Six games Oct. 26, 2009-Dec. 16, 2014	Three games Oct. 26, 2009-Mar. 10, 2014	Five games Feb. 5, 2018-present
<b>Last Shutout by Anaheim:</b>	Jan. 9, 2008 (5-0)	Jan. 9, 2008 (5-0)	Nov. 9, 1999 (2-0)
<b>Last Shutout by Toronto:</b>	Dec. 13, 2022 (7-0)	Jan. 6, 2016 (4-0)	Dec. 13, 2022 (7-0)
<b>Biggest Anaheim win:</b>	Two wins by five goals	Two wins by five goals	Nov. 9, 1999 (2-0)
<b>Biggest Toronto win:</b>	Dec. 13, 2022 (7-0)	Two wins by four goals	Dec. 13, 2022 (7-0)

# OPPONENTS

## VANCOUVER CANUCKS

### ALL-TIME SERIES SUMMARY

Season	Series Results	GF	GA	SF	SA	Power Play	Penalty Killing
1993-94	3-3-0 (1-2-0 in ANA)	18 (3.0)	13 (2.2)	173 (28.3)	186 (31.0)	3-25 (12.0)	19-22 (86.4)
1994-95	0-4-1 (0-1-1 in ANA)	7 (1.4)	21 (4.2)	142 (28.4)	174 (34.8)	0-26 (0.0)	14-21 (66.6)
1995-96	2-3-0 (1-2-0 in ANA)	10 (2.0)	17 (3.4)	154 (30.8)	149 (29.8)	1-22 (4.5)	15-16 (93.8)
1996-97	2-4-0 (1-2-0 in ANA)	17 (2.8)	24 (4.0)	180 (30.0)	205 (34.2)	8-33 (24.2)	19-24 (79.2)
1997-98	2-2-1 (1-0-1 in ANA)	13 (2.6)	15 (3.0)	145 (29.0)	134 (26.8)	3-23 (13.0)	24-30 (80.0)
1998-99	1-1-2 (0-0-2 in ANA)	15 (3.8)	14 (3.5)	127 (31.8)	120 (30.0)	7-19 (36.8)	15-18 (83.3)
1999-00	0-2-2-0 (0-0-2-0 in ANA)	8 (2.0)	17 (4.3)	104 (26.0)	101 (25.3)	6-16 (37.5)	8-10 (80.0)
2000-01	1-2-1-0 (1-1-0-0 in ANA)	7 (1.8)	14 (3.5)	109 (27.3)	132 (33.0)	4-15 (26.7)	19-23 (82.6)
2001-02	1-2-0-1 (1-0-0-1 in ANA)	6 (1.5)	9 (2.3)	91 (22.8)	130 (32.5)	1-16 (6.3)	20-23 (86.9)
2002-03	1-1-2-0 (1-0-1-0 in ANA)	10 (2.5)	12 (3.0)	89 (22.3)	129 (32.3)	4-15 (26.7)	28-30 (93.3)
2003-04	2-2-0-0 (0-2-0-0 in ANA)	7 (2.0)	9 (2.3)	133 (33.3)	128 (32.0)	0-10 (0.0)	10-10 (100.0)
2005-06	3-1-0 (1-1-0 in ANA)	15 (3.8)	8 (2.0)	111 (27.8)	127 (31.8)	6-24 (25.0)	23-27 (85.2)
2006-07	3-0-1 (1-0-1 in ANA)	14 (3.5)	6 (1.5)	121 (30.3)	101 (25.3)	4-25 (16.0)	16-18 (88.9)
2007-08	1-3-0 (1-1-0 in ANA)	7 (1.8)	10 (2.5)	114 (28.5)	106 (26.5)	1-10 (10.0)	19-23 (82.6)
2008-09	2-1-1 (1-0-1 in ANA)	18 (4.5)	18 (4.5)	137 (34.3)	120 (30.0)	6-21 (28.6)	17-22 (77.3)
2009-10	2-1-1 (1-0-1 in ANA)	15 (3.8)	12 (3.0)	133 (33.3)	138 (34.5)	6-18 (33.3)	13-15 (86.7)
2010-11	2-1-1 (1-1-0 in ANA)	12 (3.0)	13 (3.3)	102 (25.5)	133 (33.3)	4-15 (26.7)	8-14 (57.1)
2011-12	2-1-1 (1-1-0 in ANA)	14 (3.5)	14 (3.5)	111 (27.8)	134 (33.5)	4-17 (23.5)	12-14 (85.7)
2012-13	2-1-0 (0-1-0 in ANA)	10 (3.3)	9 (3.0)	86 (28.7)	92 (30.7)	4-8 (50.0)	11-17 (64.7)
2013-14	5-0-0 (3-0-0 in ANA)	24 (4.8)	6 (1.2)	160 (32.0)	138 (27.6)	8-22 (36.4)	11-14 (78.6)
2014-15	3-1-1 (1-0-1 in ANA)	11 (2.2)	7 (1.4)	140 (28.0)	110 (22.0)	2-14 (14.3)	9-9 (100.0)
2015-16	2-1-2 (1-1-1 in ANA)	13 (2.6)	7 (1.4)	156 (31.2)	124 (24.8)	3-11 (27.3)	13-14 (92.8)
2016-17	3-1-1 (1-1-0 in ANA)	14 (2.8)	9 (1.8)	170 (34.0)	135 (27.0)	1-10 (10.0)	15-16 (93.8)
2017-18	3-1-0 (2-0-0 in ANA)	13 (3.3)	5 (1.3)	123 (30.8)	113 (28.3)	4-16 (25.0)	12-12 (100.0)
2018-19	3-1-0 (2-0-0 in ANA)	10 (2.5)	11 (2.8)	112 (28.0)	124 (31.0)	2-11 (18.2)	7-9 (77.8)
2019-20	2-0-0 (1-0-0 in ANA)	7 (3.5)	2 (1.0)	57 (28.5)	78 (39.0)	2-6 (33.3)	7-8 (87.5)
2020-21	Did not play						
2021-22	3-0-1 (1-0-1 in ANA)	16 (4.0)	9 (2.3)	116 (29.0)	127 (31.8)	5-17 (29.4)	1-8 (12.5)
2022-23	0-3-1 (0-2-0 in ANA)	10 (2.5)	16 (4.0)	106 (26.5)	157 (39.3)	3-13 (23.1)	6-11 (54.5)
<b>Totals</b>	<b>56-43-21 (26-19-14 in ANA)</b>	<b>340 (2.8)</b>	<b>325 (2.7)</b>	<b>3502 (29.2)</b>	<b>3645 (30.4)</b>	<b>102-478 (21.3)</b>	<b>390-471 (82.8)</b>

### ALL-TIME SERIES FAST FACTS

	Overall	@ Anaheim	@ Vancouver
<b>All-Time Series:</b>	56-43-21	26-19-14	30-24-7
<b>Current Streak:</b>	Four Vancouver wins	Three Vancouver wins	Two Vancouver wins
<b>Last Win by Anaheim:</b>	Feb. 19, 2022 (7-4)	Nov. 14, 2021 (5-1)	Feb. 19, 2022 (7-4)
<b>Last Win by Vancouver:</b>	Apr. 11, 2023 (3-2)	Apr. 11, 2023 (3-2)	Mar. 7, 2023 (3-2 OT)
<b>Last 10 games:</b>	5-3-2	6-3-1	6-3-1
<b>Overtime Record:</b>	7-0-21	3-0-14	4-0-7
<b>Longest Winning Streak:</b>	Six games Apr. 25, 2013-Apr. 7, 2014	Six games Nov. 9, 2017-Nov. 14, 2021	Six games, two times Last: Jan. 19, 2013-Jan. 27, 2015
<b>Longest Losing Streak:</b>	Six games Mar. 11, 1995-Dec. 22, 1995	Three games, twice Last: Dec. 29, 2021-present	Three games, four times Last: Nov. 27, 2007-Dec. 22, 2008
<b>Last Shutout by Anaheim:</b>	Feb. 13, 2019 (1-0)	Feb. 13, 2019 (1-0)	Jan. 2, 2018 (5-0)
<b>Last Shutout by Vancouver:</b>	Feb. 25, 2019 (4-0)	Jan. 25, 2013 (5-0)	Feb. 25, 2019 (4-0)
<b>Biggest Anaheim win:</b>	Jan. 15, 2014 (9-1)	Jan. 15, 2014 (9-1)	Nov. 9, 2006 (6-0)
<b>Biggest Vancouver win:</b>	Mar. 24, 2000 (8-1)	Five wins by five goals	Mar. 24, 2000 (8-1)

## VEGAS GOLDEN KNIGHTS

### ALL-TIME SERIES SUMMARY

Season	Series Results	GF	GA	SF	SA	Power Play	Penalty Killing
2017-18	1-2-1 (0-2-0 in ANA)	8 (2.0)	11 (2.8)	96 (24.0)	153 (38.3)	2-9 (22.2)	10-11 (90.9)
2018-19	0-4-0 (0-2-0 in ANA)	3 (0.8)	14 (3.5)	108 (27.0)	146 (36.5)	1-11 (9.1)	13-16 (81.3)
2019-20	1-2-1 (1-0-1 in ANA)	13 (3.3)	19 (4.8)	91 (22.8)	149 (37.3)	2-8 (25.0)	6-8 (75.0)
2020-21	1-5-2 (0-3-1 in ANA)	13 (1.6)	29 (3.6)	200 (25.0)	252 (31.5)	1-16 (6.3)	17-18 (94.4)
2021-22	1-2-1 (1-1-0 in ANA)	15 (3.8)	17 (4.3)	112 (56.0)	161 (40.3)	3-11 (27.3)	12-14 (85.7)
2022-23	1-2-0 (1-0-0 in ANA)	4 (1.3)	13 (4.3)	81 (27.0)	112 (37.3)	0-10 (0.0)	8-9 (88.9)
<b>Totals</b>	<b>5-17-5 (3-8-2 in ANA)</b>	<b>56 (2.1)</b>	<b>103 (3.8)</b>	<b>688 (25.5)</b>	<b>973 (36.0)</b>	<b>9-65 (13.8)</b>	<b>66-76 (86.8)</b>

### ALL-TIME SERIES FAST FACTS

	Overall	@ Anaheim	@ Vegas
<b>All-Time Series:</b>	5-16-5	3-8-2	2-9-3
<b>Current Streak:</b>	One Vegas win	One Anaheim win	Five Vegas wins
<b>Last Win by Anaheim:</b>	Dec. 28, 2022 (3-2 SO)	Dec. 28, 2022 (3-2 SO)	Feb. 11, 2021 (1-0)
<b>Last Win by Vegas:</b>	Feb. 12, 2023 (7-2)	Mar. 4, 2022 (5-4)	Feb. 12, 2023 (7-2)
<b>Last 10 games:</b>	2-7-1	3-5-2	1-7-2
<b>Overtime Record:</b>	1-0-5	1-0-2	0-0-3
<b>Longest Winning Streak:</b>	One game, five times Last: Dec. 28, 2022 (3-2 SO)	One game, three times Last: Dec. 28, 2022 (3-2 SO)	One game, two times Last: Feb. 11, 2021
<b>Longest Losing Streak:</b>	Five games, two times Last: Dec. 31, 2019-Apr. 24, 2021	Five games Feb. 23, 2020-Apr. 24, 2021	Five games Oct. 20, 2018-present
<b>Last Shutout by Anaheim:</b>	Feb. 11, 2021 (1-0)	None	Feb. 11, 2021 (1-0)
<b>Last Shutout by Vegas:</b>	Oct. 28, 2022 (4-0)	Apr. 16, 2021 (4-0)	Oct. 28, 2022 (4-0)
<b>Biggest Anaheim win:</b>	Feb. 19, 2018 (2-0)	Three wins by one goal	Feb. 19, 2018 (2-0)
<b>Biggest Vegas win:</b>	Two wins by five goals	Two wins by three goals	Two wins by five goals

# OPPONENTS

## WASHINGTON CAPITALS

### ALL-TIME SERIES SUMMARY

Season	Series Results	GF	GA	SF	SA	Power Play	Penalty Killing
1993-94	0-2-0 (0-1-0 in ANA)	2 (1.0)	8 (4.0)	53 (26.5)	65 (32.5)	0-7 (0.0)	4-5 (80.0)
1994-95	Did not play						
1995-96	1-0-1 (0-0-1 in ANA)	4 (2.0)	3 (1.5)	41 (20.5)	73 (36.5)	0-9 (0.0)	8-9 (88.9)
1996-97	2-0-0 (1-0-0 in ANA)	9 (4.5)	5 (2.5)	59 (29.5)	62 (31.0)	2-10 (20.0)	7-8 (87.5)
1997-98	1-1-0 (1-0-0 in ANA)	8 (4.0)	7 (3.5)	73 (36.5)	57 (28.5)	2-7 (28.6)	5-8 (62.5)
1998-99	1-1-0 (1-0-0 in ANA)	1 (0.5)	1 (0.5)	53 (26.5)	65 (32.5)	1-10 (10.0)	7-8 (87.5)
1999-00	2-0-0-0 (1-0-0-0 in ANA)	12 (6.0)	3 (1.5)	51 (25.5)	59 (29.5)	0-6 (0.0)	4-5 (80.0)
2000-01	1-1-0-0 (0-1-0-0 in ANA)	5 (2.5)	4 (2.0)	51 (25.5)	59 (29.5)	0-6 (0.0)	8-9 (88.9)
2001-02	1-1-0-0 (1-0-0-0 in ANA)	3 (1.5)	5 (2.5)	57 (28.5)	61 (30.5)	1-10 (100.0)	9-11 (81.8)
2002-03	1-0-0-0 (1-0-0-0 in ANA)	3 (3.0)	0 (0.0)	30 (30.0)	26 (26.0)	1-5 (20.0)	7-7 (100.0)
2003-04	1-0-0-0 (0-0-0-0 in ANA)	4 (4.0)	2 (2.0)	31 (31.0)	25 (25.0)	1-1 (100.0)	6-7 (85.7)
2005-06	0-0-1 (0-0-1 in ANA)	2 (2.0)	3 (3.0)	34 (34.0)	26 (26.0)	0-3 (0.0)	2-2 (100.0)
2006-07	1-0-0 (0-0-0 in ANA)	6 (6.0)	1 (1.0)	34 (34.0)	27 (27.0)	0-3 (0.0)	6-7 (85.7)
2007-08	Did not play						
2008-09	0-1-0 (0-1-0 in ANA)	4 (4.0)	6 (6.0)	32 (32.0)	33 (33.0)	1-5 (20.0)	5-8 (62.5)
2009-10	0-1-0 (0-0-0 in ANA)	1 (1.0)	5 (5.0)	31 (31.0)	49 (49.0)	0-2 (0.0)	4-5 (80.0)
2010-11	1-1-0 (0-1-0 in ANA)	8 (4.0)	8 (4.0)	45 (22.5)	63 (31.5)	2-4 (50.0)	4-4 (100.0)
2011-12	0-0-1 (0-0-0 in ANA)	4 (4.0)	5 (5.0)	15 (15.0)	40 (40.0)	1-1 (100.0)	3-3 (100.0)
2012-13	Did not play						
2013-14	1-1-0 (0-1-0 in ANA)	5 (2.5)	5 (2.5)	74 (37.0)	49 (24.5)	0-9 (0.0)	5-8 (62.5)
2014-15	0-1-1 (0-1-0 in ANA)	5 (2.5)	7 (3.5)	58 (29.0)	62 (31.0)	1-6 (16.7)	5-6 (83.3)
2015-16	1-0-1 (0-0-1 in ANA)	3 (1.5)	1 (0.5)	49 (24.5)	56 (28.0)	0-6 (0.0)	7-7 (100.0)
2016-17	1-1-0 (1-0-0 in ANA)	9 (4.5)	8 (4.0)	54 (27.0)	66 (33.0)	1-8 (12.5)	6-8 (75.0)
2017-18	1-0-1 (1-0-0 in ANA)	6 (3.0)	3 (1.5)	48 (24.0)	63 (31.5)	2-2 (100.0)	3-3 (100.0)
2018-19	2-0-0 (1-0-0 in ANA)	11 (5.5)	7 (3.5)	64 (32.0)	57 (28.5)	4-7 (57.1)	7-8 (87.5)
2019-20	0-2-0 (0-1-0 in ANA)	4 (2.0)	8 (4.0)	63 (31.5)	67 (33.5)	1-7 (14.3)	2-4 (50.0)
2020-21	Did not play						
2021-22	1-0-1 (1-0-0 in ANA)	6 (3.0)	5 (2.5)	65 (32.5)	59 (29.5)	0-2 (0.0)	1-1 (100.0)
2022-23	1-0-1 (0-0-1 in ANA)	6 (3.0)	5 (2.5)	44 (22.0)	82 (41.0)	0-5 (0.0)	5-6 (83.3)
<b>Totals</b>	<b>21-14-8 (10-7-4 in ANA)</b>	<b>131 (3.0)</b>	<b>115 (2.7)</b>	<b>1209 (28.1)</b>	<b>1351 (31.4)</b>	<b>21-141 (14.9)</b>	<b>130-157 (82.8)</b>

### ALL-TIME SERIES FAST FACTS

	Overall	@ Anaheim	@ Washington
<b>All-Time Series:</b>	21-14-8	10-7-4	11-7-4
<b>Current Streak:</b>	One Washington win	One Washington win	One Anaheim win
<b>Last Win by Anaheim:</b>	Feb. 23, 2023 (4-2)	Nov. 16, 2022 (3-2 OT)	Feb. 23, 2023 (4-2)
<b>Last Win by Washington:</b>	Mar. 1, 2023 (3-2 SO)	Mar. 1, 2023 (3-2 SO)	Dec. 6, 2021 (4-3 SO)
<b>Last 10 games:</b>	5-2-3	4-5-1	4-2-4
<b>Overtime Record:</b>	2-0-8	1-0-4	1-0-4
<b>Longest Winning Streak:</b>	Four games Mar. 19, 1996-Dec. 12, 1997	Four games Dec. 13, 1996-Oct. 19, 1999	Two games, three times Last: Dec. 13, 2005-Dec. 8, 2006
<b>Longest Losing Streak:</b>	Four games Mar. 18, 2014-Mar. 7, 2016	Six games Jan. 13, 2006-Mar. 7, 2016	Two games, three times Last: Nov. 18, 2019-present
<b>Last Shutout by Anaheim:</b>	Mar. 6, 2018 (4-0)	Mar. 6, 2018 (4-0)	Apr. 10, 2016 (2-0)
<b>Last Shutout by Washington:</b>	Oct. 10, 1998 (1-0)	None	Oct. 10, 1998 (1-0)
<b>Biggest Anaheim win:</b>	Oct. 19, 1999 (7-1)	Mar. 6, 2018 (4-0)	Oct. 19, 1999 (7-1)
<b>Biggest Washington win:</b>	Jan. 27, 2010 (5-1)	Oct. 29, 1993 (5-2)	Jan. 27, 2010 (5-1)

## WINNIPEG JETS

### ALL-TIME SERIES SUMMARY

Season	Series Results	GF	GA	SF	SA	Power Play	Penalty Killing
1999-00	1-0-0-0 (1-0-0-0 in ANA)	4 (4.0)	1 (1.0)	36 (36.0)	28 (28.0)	1-4 (25.0)	3-3 (100.0)
2000-01	1-1-0-0 (0-1-0-0 in ANA)	7 (3.5)	6 (3.0)	59 (29.5)	72 (36.0)	4-8 (50.0)	6-8 (75.0)
2001-02	2-0-0-0 (1-0-0-0 in ANA)	9 (4.5)	1 (1.0)	74 (37.0)	46 (23.0)	1-9 (11.1)	6-6 (100.0)
2002-03	1-1-0-0 (0-1-0-0 in ANA)	6 (3.0)	5 (2.5)	63 (31.5)	53 (26.5)	1-5 (20.0)	6-8 (75.0)
2003-04	0-1-0-0 (0-0-0-0 in ANA)	2 (2.0)	6 (6.0)	37 (37.0)	37 (37.0)	0-3 (0.0)	3-4 (75.0)
2005-06	1-0-0 (1-0-0 in ANA)	2 (2.0)	1 (1.0)	28 (28.0)	21 (21.0)	1-4 (25.0)	4-4 (100.0)
2006-07	1-0-0 (0-0-0 in ANA)	2 (2.0)	1 (1.0)	32 (32.0)	35 (35.0)	1-5 (20.0)	6-7 (85.7)
2007-08	Did not play						
2008-09	0-1-0 (0-1-0 in ANA)	4 (4.0)	8 (8.0)	35 (35.0)	43 (43.0)	0-3 (0.0)	4-6 (66.7)
2009-10	0-1-0 (0-0-0 in ANA)	1 (1.0)	2 (2.0)	35 (35.0)	34 (34.0)	0-4 (0.0)	3-4 (75.0)
2010-11	0-0-1 (0-0-1 in ANA)	4 (4.0)	4 (4.0)	41 (41.0)	33 (33.0)	3-7 (42.9)	1-4 (25.0)
2011-12	0-1-0 (0-0-0 in ANA)	3 (3.0)	5 (5.0)	36 (36.0)	31 (31.0)	1-4 (25.0)	1-2 (50.0)
2012-13	Did not play						
2013-14	2-1-0 (1-1-0 in ANA)	10 (3.3)	9 (3.0)	112 (37.3)	75 (25.0)	2-9 (22.2)	6-8 (75.0)
2014-15	3-0-0 (1-0-0 in ANA)	12 (4.0)	8 (2.7)	99 (33.0)	90 (30.0)	5-16 (31.3)	13-16 (81.3)
2015-16	2-0-1 (1-0-1 in ANA)	8 (2.7)	5 (1.7)	96 (32.0)	75 (25.0)	4-8 (50.0)	10-10 (100.0)
2016-17	2-0-1 (1-0-0 in ANA)	9 (3.0)	7 (2.3)	90 (30.0)	92 (30.7)	2-7 (28.6)	11-12 (91.7)
2017-18	1-1-1 (1-1-0 in ANA)	6 (2.0)	10 (3.3)	88 (35.0)	105 (35.0)	1-8 (12.5)	5-7 (71.4)
2018-19	0-2-1 (0-1-0 in ANA)	6 (2.0)	16 (5.3)	89 (29.7)	88 (29.3)	0-8 (0.0)	7-12 (58.3)
2019-20	1-2-0 (1-1-0 in ANA)	9 (3.0)	10 (3.3)	85 (28.3)	93 (31.0)	0-5 (0.0)	8-10 (80.0)
2020-21	Did not play						
2021-22	1-2-0 (1-1-0 in ANA)	8 (2.67)	10 (3.3)	96 (32.0)	86 (28.7)	3-11 (27.3)	7-8 (87.5)
2022-23	0-3-0 (0-1-0 in ANA)	6 (2.0)	11 (3.7)	81 (27.0)	105 (35.0)	1-6 (16.7)	6-8 (75.0)
<b>Totals</b>	<b>19-17-5 (10-9-2 in ANA)</b>	<b>118 (2.9)</b>	<b>126 (3.1)</b>	<b>1312 (32.0)</b>	<b>1242 (30.3)</b>	<b>31-134 (23.1)</b>	<b>116-147 (78.9)</b>

### ALL-TIME SERIES FAST FACTS

	Overall	@ Anaheim	@ Winnipeg/Atlanta
<b>All-Time Series:</b>	19-17-5	10-9-2	9-8-3
<b>Current Streak:</b>	Five Winnipeg wins	Two Winnipeg wins	Eight Winnipeg wins
<b>Last Win by Anaheim:</b>	Oct. 13, 2021 (4-1)	Oct. 13, 2021 (4-1)	Jan. 23, 2017 (3-2)
<b>Last Win by Winnipeg:</b>	Mar. 23, 2022 (3-2)	Mar. 23, 2022 (3-2)	Dec. 4, 2022 (5-2)
<b>Last 10 games:</b>	2-8-0	4-5-1	2-5-3
<b>Overtime Record:</b>	5-0-5	3-0-2	2-0-3
<b>Longest Winning Streak:</b>	Six games Mar. 31, 2014-Mar. 20, 2016	Three games Mar. 31, 2014-Jan. 3, 2016	Five games Oct. 6, 2013-Jan. 23, 2017
<b>Longest Losing Streak:</b>	Five games Oct. 21, 2021-present	Three games Feb. 15, 2009-Oct. 15, 2010	Eight games Mar. 30, 2017-present
<b>Last Shutout by Anaheim:</b>	Nov. 14, 2001 (5-0)	Nov. 14, 2001 (5-0)	None
<b>Last Shutout by Winnipeg:</b>	Nov. 29, 2019 (3-0)	Nov. 29, 2019 (3-0)	None
<b>Biggest Anaheim win:</b>	Nov. 14, 2001 (5-0)	Nov. 14, 2001 (5-0)	Nov. 17, 2002 (5-1)
<b>Biggest Winnipeg win:</b>	Feb. 2, 2019 (9-3)	Feb. 15, 2009 (8-4)	Feb. 2, 2019 (9-3)

2023-24 SEASON TICKET MEMBERSHIP

**ON SALE NOW**



[ANAHEIMDUCKS.COM/JOINTHEALLIANCE](https://anaheimducks.com/jointhealliance)



# **MEDIA INFORMATION**

# MEDIA INFORMATION

## COMMUNICATIONS STAFF

Alex Gilchrist – Sr. Director of NHL Communications & Broadcasting (714-813-0698)

Steve Brown – Sr. Manager, Media & Communications (714-323-0454)

Sammy Glantz – Publicist (949-469-4406)

Tessa Bramble – Season Media Relations Assistant (tbramble@anaheimducks.com)

## DUCKS FACILITIES

### Honda Center

2695 E. Katella Ave., Anaheim, CA 92806

Home Arena – All home games and morning skates will take place here.

### Great Park Ice & FivePoint Arena

888 Ridge Valley, Irvine, CA 92618

## MEDIA RESOURCES

All media materials, including gameday materials and publications, can be found via the Ducks media website at [AnaheimDucks.com/media](http://AnaheimDucks.com/media). Included are game notes, NHL stats, rosters, game statistics, team publications, prospect reports and more. To be in line with the NHL Green initiative, the team prints an extremely limited number of materials for all home games, with all game statistics available online only with the exception of coaches and TV/audio rightsholders. Team line sheets will be printed and delivered to those present in the press box prior to puck drop.

## INTERVIEW REQUESTS

All interview requests should be sent to Alex Gilchrist or Steve Brown. Interview requests are not required for general locker room availabilities (morning skate, postgame, practices) but are required for exceptions that are outside of the scope of general locker room availabilities.

## DUCKS VIDEO SHARE / MEDIA DROPBOX

Beginning this season, the Ducks Media Dropbox ([www.videoshare.AnaheimDucks.com](http://www.videoshare.AnaheimDucks.com)) will contain footage of all interviews with players, coaches and management, as well as b-roll and various other team footage from the 2023-24 season. The link will access the Dropbox throughout the season, which will also include content pertaining to the NHL Draft, Training Camp, Preseason, NHL All-Star Weekend, prospect updates, Honda Center scenic shots, and game/player highlights. Upload times may vary, so please check back frequently following games, morning skates, practices and team/league events. Please attribute Anaheim Ducks Entertainment when using this footage in media coverage or attributing interviews viewed and used from the video share platform.

## MEDIA CREDENTIALS

Credentials must be worn and visible inside Honda Center at all times. Game credentials are reserved by the club for members of team and league rightsholders, affiliated television and radio networks, and members of the Professional Hockey Writers Association (PHWA). The

Anaheim Ducks are unable to provide access to blog sites or podcasts due to space constraints and demand in our press box. Credential or other access-related requests will be reviewed on a case-by-case basis.

All members, including those holding season credentials and those requesting single-game credentials are required to RSVP for a seat to Steve Brown no later than 24 hours before puck drop to ensure a seat in the press box.

**Season Passes** are issued to print, radio and television media members who cover the Ducks on a regular basis as part of their work requirements. Applications can be submitted via the Ducks' media resources website when full season credential applications open or at [AnaheimDucks.com/credentials](http://AnaheimDucks.com/credentials).

**Single-Game Passes:** Credentials must be requested in via email to Steve Brown ([sbrown@anaheimducks.com](mailto:sbrown@anaheimducks.com)) or at the Ducks' media resources website at least 24 hours in advance of game time and will be granted on a first-come, first-served basis.

**Media Will Call:** Credentials must be picked up at the morning skate from the Ducks Communications staff or at the media will call window of the box office, located at the east end of Honda Center. Media Will Call is open three hours prior to the start of a game. The media entrance is located at the northeast corner of the arena entering the Northeast Concierge.

## PHOTOGRAPHERS & CAMERA POSITIONS

Photo credentials will also be issued in the same manner as media credentials. Photographers on assignment will be designated a photo position by team photograph Deb Robinson ([debrobinsphoto@aol.com](mailto:debrobinsphoto@aol.com)), with locations for the game posted one hour prior to puck drop in the photography work room, located on the Service Level near the visiting locker room. All photographers must comply with space assignments and shooting regulations. Photographers must shoot from designated areas only. The room is also available to edit photos or store your equipment while at Honda Center.

# MEDIA INFORMATION



## **BROADCAST & LIVE SHOTS**

Please contact a member of the Ducks Communications staff for all broadcast and live shot requests. Requests must be submitted by noon on all game days.

All games at Honda Center will be televised locally on Bally Sports or nationally by ESPN or Turner Sports on TNT. Filming of any activity inside the Arena bowl beginning 30 minutes prior to puck drop, along with any game footage, is strictly prohibited.

## **GAME DAY MORNING SKATES**

Morning skates will be held at Honda Center, with start times confirmed by the Ducks communications staff. Credentialed media members can enter the arena via the Southeast Concierge adjacent to the team store. Parking is available in Main Lot 1 only for the duration of morning skate. The Ducks will typically skate at 10 a.m. for a 7 p.m. scheduled start, but the practice can be optional at the head coach's discretion. If you have specific interview requests, we ask that you be present for the start of the skate in case certain individuals do not skate. Visiting teams will typically skate at 11:30 a.m. Please contact a member of the visiting team's PR staff to confirm time and player/coach availability.

## **GAME DAY MEDIA AVAILABILITY PROCEDURES**

Please contact a member of the Ducks Communications staff for specific player interview requests on game days.

**Morning Skate:** Players will be available in the main Ducks locker room while the head coach will be available in the hallway adjacent to the Ducks locker room.

**Postgame:** Shortly after the conclusion of the game, the Ducks will make a representative number of key players by request and the head coach available for interviews. Players will be available in the main Ducks locker room and the head coach will be available in the hallway adjacent to the Ducks locker room.

## **PRACTICES**

The majority of non-game day practices will be held at Great Park Ice in Irvine on Rink 3 or FivePoint Arena (Rink 4). Players will be available in the main Ducks locker room, while the head coach will be available in the designated media area outside of the main locker room. If a practice is held at Honda Center, players will be available in the main Ducks locker room and the head coach will be available in the hallway adjacent to the Ducks locker room. Parking is available in front of and on the south side of the facility for free. Please enter via the main entrance.

## **PRESS BOX**

The press box is located on the North end of Honda Center, accessible from the Northeast and Northwest Concierge elevators. A seating chart for the press box is located on televisions at the East and West ends of the Press Box. Seating is provided on a priority, first-come, first-served basis.

## **MEDIA WORK ROOM**

Home and visiting media members attending morning skates and games at Honda Center will have the ability to use the Press Dining Room on the event level as a media workroom. Workstations, power and connectivity will be provided for all media members.

## **PRESS DINING**

The Press Dining Room is open three hours prior to every game. The Press Dining Room can be accessed on the north Service Level of Honda Center. Please use the Northeast Concierge elevators, which also access the Press Box and media entrance. Press Dining offers a fully catered meal for a fee of \$10.

## **MEDIA PARKING**

Media parking is available in the main parking lot of Honda Center. For game nights, there is dedicated in Main Lot 4, accessible only via Ball Road on the north end of the parking lot due to construction. The media gate is located at the Southwest Entrance. For morning skates, media is encouraged to park in Main Lot 1 near the team store.

## **WIRELESS INTERNET**

Complimentary high-speed wireless internet is available throughout Honda Center. To access our network, select "HondaCenter" and click accept when prompted.

## **STATISTICAL INFORMATION**

In addition to the Ducks media resources website, the NHL offers a variety of in-depth statistics and information.

**Media.NHL.com:** Dedicated to serving accredited NHL media, this password-protected site features archives of news releases, media advisories, transcripts, publications, game notes, box scores, daily stat packs, league statistics, player pronunciations and other relevant information from the League and its teams. Each team also has their own page on the media site, which includes schedules, headshots, pronunciations and the contact info for their respective PR staffs.

**NHL.com/stats:** All NHL stats, both current and historic are available. The site includes stats for skaters, goalies and teams, with the ability to filter by team, year and more. In addition, for all games the league's NHL Stats Live Updates page features game-specific stats and historical data for each team, while updating player-specific milestones in real-time at [www.media.nhl.com/live-updates](http://www.media.nhl.com/live-updates). If there is a stat you are interested in looking up, but are unsure how, please contact Steve Brown.

**Records.NHL.com:** Updated on a daily basis, included are skater, goaltender, head coach and team records (on both League and franchise levels), all-time standings for the regular season and playoffs, extensive franchise histories, lists of major NHL team and individual awards, sortable, pick-by-pick histories of the NHL Draft; and more.

# TELEVISION INFORMATION

## Bally SPORTS SOCAL

Bally Sports SoCal and Bally Sports San Diego are the destinations for the most local, comprehensive coverage of the Anaheim Ducks. In its 30th season as a telecast partner, Bally Sports SoCal and Bally Sports San Diego features Brian Hayward in the booth for his 30th season as the Ducks analyst while John Ahlers returns for his 22nd season as play-by-play announcer. Aly Lozoff will again serve as a reporter throughout the season.

“Ducks Live” returns prior to and immediately following all home and road telecasts on Bally Sports SoCal and Bally Sports San Diego. Kent French will again lead discussions alongside Guy Hebert who offers viewers further analysis. Hayward joins Hebert to provide analysis for all home shows. In addition, French and Lozoff will rotate to offer updates and reports throughout each telecast on the regional sports networks. Connected original, fast-paced and fun, the half-hour program brings fans closer to the team with player and coach interviews, game analysis and much more.

Airing throughout the regular season on Bally Sports SoCal and Bally Sports San Diego, “Ducks Weekly” will again take fans inside the Ducks organization. Hosted by French, “Ducks Weekly” goes behind the scenes with player interviews, exclusive features, and unmatched access to the team.

The Bally Sports app will again make all live games - plus pre and postgame shows - produced by the RSN available for live streaming when fans authenticate with their pay TV credentials or subscribe directly to Bally Sports+. Fans will also have the ability to bundle Bally Sports+ subscriptions to watch multiple SoCal teams this fall. For more information on Bally Sports+, visit [BallySportsPlus.com](http://BallySportsPlus.com).

Together, Bally Sports SoCal and Bally Sports San Diego present more live, local sports programming than any other network or broadcast system in the market. Serving sports fans in Southern California, Nevada and Hawaii, the regional networks produce over 2,500 hours of live and original programming every year. For complete regional sports news, original features, and more, visit @BallySportWest and @BallySportsSD on Twitter, @BallySportWest and @BallySportsSD on Instagram and Bally Sports West and Bally Sports San Diego on Facebook.



## JOHN AHLERS

### TELEVISION PLAY-BY-PLAY

John Ahlers is in the midst of his 22nd season as the Anaheim Ducks' play-by-play voice on Bally Sports West. He has called 1,398 regular-season Ducks games since joining the club prior to the 2002-03 season along with numerous NHL games for NBC Sports Network over the previous 10 seasons. Ahlers called his 1,000th regular-season Ducks game on Nov. 12, 2017 vs. Tampa Bay.

For each of the past two seasons, Ahlers has handled the play-by-play for Sports USA's national radio coverage of the Stanley Cup Final, as well as numerous Stanley Cup Playoff games.

Each season, Ahlers is a significant contributor to the team's award-winning Ducks S.C.O.R.E. program, an educational initiative that impacts over 25,000 elementary school students. He teaches the students the value of teamwork in sports, in school and in life. Using team-building exercises that relate to hockey, this interactive presentation demonstrates the importance to work effectively with others to achieve success in all endeavors. Ahlers can also be seen and heard at many of the Ducks community relations events, where he works as host and emcee.

Prior to joining the Ducks, Ahlers served as radio play-by-play voice for the Tampa Bay Lightning from 1999-02. A 35-year broadcast veteran with 2,645 games behind the microphone (including 1,725 in the NHL), he also worked as host of the Lightning's television pre-game show and Lightning Weekly, a magazine format program aired on Florida's Sunshine Television Network.

Prior to his stint with Tampa Bay, Ahlers spent five seasons as the television and radio voice of the International Hockey League's Detroit Vipers. During that time, he also worked as broadcaster of the IHL Game of the Week and Turner Cup Finals for Fox Sports Net. While with the Vipers he received numerous awards, including the IHL Broadcaster of the Year in 1995 and Emmys for Best Sports Broadcasts in 1995 and 1998. With Anaheim, Ahlers won an Emmy in 2003 for Best Live Sports Broadcast during Game 4 against Detroit in the first round of the Stanley Cup Playoffs.

A graduate of Michigan State University, Ahlers has the call for NFL and NCAA college football games on Sports USA Radio Network for the 11th consecutive season in 2022. He has also served as the voice of the Salt Lake Golden Eagles (IHL) and the Louisville IceHawks (ECHL), as well as Michigan State and Colorado College hockey.

John and his wife, Cindi, were married in the summer of 2008. The couple resides in Trabuco Canyon.



## BRIAN HAYWARD

### TELEVISION COLOR ANALYST

The original television analyst for the Anaheim Ducks, Brian Hayward is in his 30th season with the club. He has called 1,896 regular-season Ducks games since joining the team and celebrated his 1,000th Ducks broadcast on Jan. 16, 2011 vs. Edmonton. Over the past 30 years, he has earned a reputation as one of hockey's most articulate and informative analysts. Hayward has also been an active member of the Orange County community since joining the Ducks, participating in numerous charitable events on behalf of the club.

Hayward has previously called national games for NBC, ABC, ESPN, ESPN2 and CBC. He appeared as an analyst for "NHL on NBC," which included work at the 2014 Stadium Series Game at Dodger Stadium and the 2006 Olympic Winter Games in Torino, Italy. He also served as color commentator for the 2004 World Cup of Hockey on ESPN's telecasts of the event. In 1998, he was a roving reporter during the Stanley Cup Final for ESPN, where he had the distinction of interviewing President Bill Clinton during a game in Washington.

After earning All-American honors as a goaltender at Cornell in 1982, Hayward went on to play 11 NHL seasons with the Winnipeg Jets, Montreal Canadiens, Minnesota North Stars and San Jose Sharks. In 1984-85, Hayward established a franchise record by winning 33 games with the Jets.

In Montreal, he teamed with Patrick Roy to win the William M. Jennings Trophy three consecutive years (1987-89) as the team allowing the fewest goals over the course of the regular season. Hayward also appeared in the Stanley Cup Final in 1986 with Montreal and 1991 with Minnesota.

A member of the inaugural San Jose Sharks in 1991-92, Hayward gained experience as an analyst on select Sharks games while sidelined with injuries. When a back injury forced a premature end to his playing career, he became a full-time broadcaster with the Ducks.

A native of Toronto, Ontario, Hayward holds a degree in business management from Cornell. He resides in Anaheim Hills with his wife, Angela. His daughter, Courtney, and her husband, Bobby, currently live in Manhattan Beach.

# DUCKS STREAM



## DUCKS STREAM

Ducks Stream powered by TuneIn is a free 24/7 audio station and the most comprehensive team-focused coverage in the NHL. The audio network is the exclusive home for all Ducks live game broadcasts, exclusive podcasts and up-to-date news covering the Ducks and the NHL.

The audio network features eight unique podcast titles available on-demand and throughout a nonstop audio stream powered by TuneIn, the world's leading live streaming audio service. In addition to podcasts, the stream is also the exclusive home for all Ducks preseason, regular season and Stanley Cup Playoff games. All on-demand and streaming content, including live games, will be available to fans worldwide.

Since the platform's launch Sept. 22, 2022, Ducks Stream has surpassed more than a quarter of a million listens, creating more than 400 podcasts with over 350 hours of content outside of game broadcast in its first year.

Ducks Stream can be accessed in a variety of different ways. Fans can listen to the stream in just one click by visiting [AnaheimDucks.com/DucksStream](https://AnaheimDucks.com/DucksStream) on their desktop or mobile device. They can also listen directly through the TuneIn app by searching "Ducks Stream." TuneIn is available at home, and in the car or office through more than 200 platforms & devices.

Long-time play-by-play announcer, Steve Carroll, is joined by color analyst and content contributor Emerson Etem and Alexis Downie, host and content producer. Downie is the primary host for all Ducks Stream-related podcasts and content, with Etem and Kent French also contributing to the audio network.

Ducks Stream's vast lineup of shows include:

**Light the Lamp**, a 60-minute hockey-centric show that features a national lineup of guests with new episodes every week;

**From Mighty 'Til Now**, an alumni-focused podcast showcasing the many stories that have shaped the franchise;

**The Beek**, an in-depth sit down with Ducks GM, Pat Verbeek;

**The Player Lounge**, a round table discussion between current Ducks players;

**Leading the Flock**, a podcast highlighting the off-ice achievements of the Ducks organization;

**Behind the Bench**, a one-on-one conversation with members of the Ducks coaching staff;

**Etem UP**, a personality filled podcast with off the wall topics, hosted by Emerson Etem;

**A Mighty Journey**, a long-form documentary style podcast detailing the journey of current and former Anaheim Ducks players and personnel

### ABOUT TUNEIN

TuneIn, the world's leading live streaming service, bringing together live sports, news, music, podcasts and radio from around the globe. With more than 75 million monthly active users, TuneIn is one of the most widely used streaming audio platforms in the world. TuneIn broadcasts over 100,000 owned & operated and partner radio stations. With premier distribution across 200 platforms and connected devices including Tesla and Alexa, TuneIn empowers listeners to 'hear' what they love wherever 'here' might be. TuneIn Premium subscribers get exclusive access to commercial-free news from top networks like CNN, Fox News Radio, MSNBC, and Bloomberg, as well as live MLB, NHL, EPL and college sports programming and commercial-free music channels. For more information, please visit us at [www.tunein.com](http://www.tunein.com) or follow us on Facebook, Instagram, or Twitter.



Skyview Networks serves as the official radio network provider of the Anaheim Ducks.

As one of America's most dynamic audio solutions companies, Skyview Networks is a broadcast technology and national network sales company that provides services to 100-plus professional and collegiate sports organizations, ABC Audio, CBS Audio Network, Local Radio Networks, Alpha Media USA, Jack FM, The Dana Cortez Show, Nick Cannon Radio, Bob Kingsley's Country Top 40 with Fitz, B-Dub Radio, The BetR Network featuring select VSiN content and two state news networks.

Founded in 1995, Skyview Networks focuses on providing best-in-class services that include satellite and IP distribution, full network automation, inventory management systems, syndication and network audio sales. For more information, visit [skyviewnetworks.com](http://skyviewnetworks.com) and follow @SkyviewNetworks.





## STEVE CARROLL

### DUCKS STREAM PLAY-BY-PLAY

Steve Carroll is in the midst of his 25th season as the audio play-by-play voice of the Anaheim Ducks in 2023-24, having called 1,710 regular-season games since joining the club. A veteran of 48 years as a play-by-play announcer, Carroll joined the Ducks in 1999-00 and called his 1,000th regular-season broadcast with Anaheim on Mar. 2, 2013 vs. Phoenix. He also celebrated his 20th season with the franchise in 2018-19.

After landing his first play-by-play job as voice of the Mineral Area Junior College Men's Basketball Team (Flat River, Missouri) in 1976, Carroll has gone on to broadcast in several sports at both the college and professional levels. The long list of baseball teams includes the Los Angeles Angels of Anaheim, the Nashville Sounds (Triple-A), Huntsville Stars (Double-A) and Iowa Cubs (Triple-A). He has been employed in nine states and has called action in every state with the exception of Alaska and Idaho. At one point in the mid-1990s, Carroll was in Nashville broadcasting for five teams in three sports while freelancing for a newspaper. His work included covering the Nashville Knights of the ECHL and Vanderbilt University basketball and football (radio and television).

Carroll joined the Ducks after spending the previous two seasons handling the radio play-by-play duties for the New Orleans Brass of the ECHL, including serving in the communications, media relations and corporate sales departments. He also called games for the New Orleans Zephyrs, a Triple-A affiliate of the Houston Astros, from 1996-98. In addition, he handled play-by-play for the New Orleans Storm professional soccer team.

Carroll has previous NHL broadcasting experience with the Philadelphia Flyers, serving as radio play-by-play announcer for the 1995-96 season. He also called action for the New Haven Nighthawks of the AHL during the 1985-86 season and the Des Moines Buccaneers (USHL) from 1981-85.

A native of St. Louis, Mo., Carroll is also a contributor to AnaheimDucks.com, the club's official team website. On behalf of the team, he has served as an emcee at several charity events during the regular season and in the summer months. Along with his work with the Angels in 2011 as co-host of "Angels Today," Carroll also co-hosted "This Week in Angels Baseball" for two years on Adelphia Cable in Southern California.

Steve and his wife, Rhonda, reside in Ladera Ranch with their two dogs, Sam and Dixie.



## EMERSON ETEM

### DUCKS STREAM COLOR ANALYST & CONTENT CONTRIBUTOR

Emerson Etem enters his first season as the Audio Color Analyst and Content Contributor for Ducks Stream in 2023-24. Etem joins Steve Carroll in the Anaheim Ducks audio broadcast booth for all pre-, regular and postseason games hosted on Ducks Stream. In addition to his role as color analyst, Etem will join Alexis Downie and Kent French as a content creator and host with Ducks Stream.

Selected by Anaheim in the first round (29th overall) of the 2010 NHL Entry Draft (held in Los Angeles), Etem made his NHL debut with Anaheim in 2012-13. The Long Beach, Calif. native is the highest-drafted Southern California born-and-trained player in Ducks history and was the third-highest player born in Southern California to be drafted.

Etem has spent the last two years (2021-23) as the owner, general manager and head coach of the Long Beach Shredders of the USPHL Premier, a tier III junior league. Following his eight-year professional playing career, Etem served as the general manager and head coach of the Missoula Junior Bruins of the NA3HL (North American 3 Hockey League).

As a member of the Ducks in two separate stints (2012-15 & 2016-17), Etem scored 15-16=31 points in 115 regular season games, adding 6-2=8 points in 23 Stanley Cup Playoff contests. He recorded 22-24=46 points in 173 career NHL games with Anaheim, the New York Rangers and Vancouver Canucks across six seasons from 2012-17. He also appeared in 145 career American Hockey League (AHL) games, earning 57-42=99 points. He led the Norfolk Admirals, Anaheim's primary development affiliate in the AHL, with 24-30=54 points in 2013-14.

Etem spent three seasons with the Medicine Hat Tigers of the Western Hockey League (WHL) from 2009-12, scoring 143-109=252 points in 202 career games. In 2011-12, he led the WHL with 61 goals and was named to the WHL East First All-Star Team. As a WHL rookie in 2009-10, he scored the most goals by a league rookie (37) and was named Medicine Hat's Rookie of the Year. Etem represented Team USA at back-to-back World Junior Championships (2011 & 2012), helping his country to bronze in 2011. He also spent the 2008-09 season at the U.S. National Team Development Program (USNTDP), combining for 27-21=48 points with the U-17 and U-18 teams.

Etem and his wife Danette have two children, including their son, Lauo and daughter Alaia. The family resides in Long Beach.





## ALEXIS DOWNIE

### HOST & CONTENT PRODUCER

Alexis Downie is in her second season as the Host & Content Producer for the Anaheim Ducks. In her role with Ducks Stream, she hosts numerous fan-centric shows, and provides news and various team information. Beginning in 2023-24, Downie will serve as the pregame and postgame host for Ducks Stream. She also conceptualizes, records and produces video and audio airing on the 24/7 audio channel and Ducks digital platforms.

In her inaugural season with Ducks Stream, Downie helped launch the platform Sept. 22, 2022 and nearly 150 hours of content hosting. Downie became the first Ducks female on-air broadcaster for the club's game Jan. 28, 2023 vs. Arizona as a color analyst between the benches.

Downie spent the previous three years as a reporter with Stadium, hosting and producing the National Hockey League (NHL) show, Ice Breakers. She covered the 2021 and 2022 Stanley Cup Finals, 2022 Winter Classic, while also providing content for the Stadium/Bally Sports brand across various social and digital networks.

She also served as the rinkside reporter and analyst for the Chicago Steel of the United States Hockey League (USHL) for two seasons (2020-22). She was also a reporter for the BIG EAST Conference in 2021-22, providing live reports on FOX Sports and the BIG EAST Digital Network.

A native of Youngstown, Ohio, Downie earned a bachelor's degree in journalism and a minor in sports journalism at Michigan State University.



## KENT FRENCH

### HOST & CONTENT PRODUCER

Kent French is in his 24th year of sports broadcasting, his 20th season overall with the Anaheim Ducks and second with Ducks Stream since its launch in 2022. For nearly 25 years French's unique voice has been heard across Anaheim's digital and on-air platforms as a host or producer in addition to on-camera work for Bally Sports.

French began his career as a sports reporter at Adelphia in 1999, a local cable station. Equipped with a camera and microphone, he built several sports programs centered around high school and college sports and the two local professional teams, the Angels and Ducks. After covering the 2002 World Series and 2003 Stanley Cup Finals, he took his show to the ESPN Zone in front of a live audience.

He joined the Ducks Organization in 2003 first as Production Manager. Then he moved to the broadcasting department as a host, producer and reporter, helping create the NHL's first webcast, Ducks TV and the award-winning corporate communication program, The Element. French became a face and voice of the Ducks during their 2007 Stanley Cup run, co-hosting the parade celebration, and documenting the team's travel around the world with the Stanley Cup.

A native of Costa Mesa, Calif., French transitioned to Bally Sports (formerly Fox Sports West) in 2010 as the Ducks rink-side reporter and now is the host of the Ducks and Angels pre- and post-game shows where he remains a prominent face of both clubs' broadcasts. He also co-hosts both Angels Weekly and Ducks Weekly on Bally Sports.

French earned a bachelor's degree in English from UC Irvine. He launched his own podcast called Frenchie's Friends presented by Green Cheek Beer and Frenchie's Friends Feature Friday on his Instagram. Both platforms highlight local business owners, artists, musicians, wine makers, distillers, brewers and athletes to discover what inspires them.

Kent has also served as a co-host for the Huntington Beach 4th of July Parade (the biggest Independence Day celebration in Southern California) and as a Master of Ceremonies and live auctioneer for non-profit events throughout the U.S.

French served as the Board President of We Give Thanks, Inc., a non-profit organization that feeds over 15,000 people in the Honda Center parking lot on Thanksgiving Day and was on the Board of Directors at Anaheim Family YMCA.

Kent and his wife, Michelle, and their daughter, Everly, reside in San Clemente.



2023-24 | ANAHEIM DUCKS  
 PRICE PER GAME  
 2023-24 | ANAHEIM DUCKS  
 FULL SEASON PRICE

GLASS	\$330	\$14,520
DIAMOND PLAZA	\$188	\$8,272
PLAZA ROW B	\$153	\$6,732
PLAZA CENTER	\$145	\$6,360
PLAZA MAIN WEST	\$135	\$5,940
PLAZA MAIN EAST	\$107	\$4,708
PLAZA LOWER WEST	\$135	\$5,940
PLAZA LOWER EAST	\$107	\$4,708
PLAZA UPPER WEST	\$85	\$3,740
PLAZA UPPER EAST	\$74	\$3,256
DUCKS ONLY CLUB	\$114	\$5,016
ALL-EVENT CLUB*	-	CALL
TERRACE LOWER CENTER A	\$81	\$3,564
TERRACE LOWER CENTER	\$77	\$3,368
TERRACE LOWER WEST A	\$63	\$2,772
TERRACE LOWER WEST	\$57	\$2,508
TERRACE LOWER EAST A	\$54	\$2,376
TERRACE LOWER EAST	\$47	\$2,068
TERRACE CENTER D-6	\$53	\$2,332
TERRACE CENTER H-P	\$38	\$1,672
TERRACE CENTER UPPER	\$32	\$1,408
TERRACE GOAL WEST	\$34	\$1,496
TERRACE GOAL EAST	\$30	\$1,320
TERRACE VALUE WEST	\$26	\$1,144
TERRACE SAVER**	ONLY	\$650

\*For pricing call 714-634-CLUB (2562)

\*\*Terrace Saver terms apply

Winner's Circle by Youmawi's, Raceway, & Casino at Sun Mall includes Glass and Plaza Row B

HONDA Center



877-WILD-WING | ANAHEIMDUCKS.COM

# 2023-24 NHL KEY DATES



## OCTOBER 2023

- 9.....Deadline for teams to submit opening-day rosters (5 p.m. ET)
- 10.....Opening night of 2023-24 NHL regular season
- 10.....Vegas Golden Knights raise Stanley Cup banner (vs. Seattle Kraken)
- 25.....Central Scouting Department: Preliminary Players to Watch list released
- 29.....2023 Tim Hortons NHL Heritage Classic™: Calgary Flames vs. Edmonton Oilers (Commonwealth Stadium, Edmonton, Alta.)

## NOVEMBER 2023

Hockey Fights Cancer Month

- 13.....Hockey Hall of Fame Induction Celebration (Toronto, Ont.) - Class of 2023 Inductees: Tom Barrasso, Henrik Lundqvist, Caroline Ouelette, Pierre Turgeon, Mike Vernon (Player category); Ken Hitchcock, Pierre Lacroix (Builder category).

## DECEMBER 2023

- 1.....Signing deadline for Group 2 free agents (5 p.m. ET)
- 6.....U.S. Hockey Hall of Fame Induction - Class of 2023 Inductees: Brian Burke, Jamie Langenbrunner, Katie King, Brian Murphy and Dustin Brown (Boston, Mass.)
- 20-27.....Holiday roster freeze in effect: For all players on an NHL active roster, injured reserve, or with non-roster and injured non-roster status as of 11:59 p.m. (local time) Dec. 19, a roster freeze shall apply through 12:01 a.m. (local time) Dec. 28, with respect to waivers, trades and loans, subject to the exceptions provided for in CBA Article 16.5 (d).
- 24-26.....Holiday break (no scheduled practices - dressing rooms closed)
- 26-Jan. 5...2024 IIHF World Junior Ice Hockey Championship (Gothenburg, Swe.)

## JANUARY 2024

- 6-14.....IIHF Under-18 Women's World Championship (Switzerland)

## FEBRUARY 2024

NHL Celebrates Black Hockey History

- 1-3.....No scheduled practices - dressing rooms closed
- 1-4.....NHL All-Star Break (no games played)
- 2.....2024 NHL All-Star Skills™ presented by DraftKings Sportsbook (Scotiabank Arena, Toronto, Ont.)
- 3.....2024 Rogers (Canada) / Honda (U.S.) NHL All-Star Game (Scotiabank Arena, Toronto, Ont.)
- 4-5.....2024 AHL All-Star Classic (Tech CU Arena, San Jose, Calif.)
- 5.....NHL Regular Season resumes
- 19-25.....Hockey Week Across America (USA Hockey); USA Hockey National Try Hockey for Free Day (Feb. 24)

## MARCH 2024

NHL Celebrates Women's History

- 8.....2024 NHL Trade Deadline (3 p.m. ET)

## APRIL 2024

NHL Celebrates Green Month

- 11-13.....NCAA Frozen Four (Xcel Energy Center, St. Paul, Minn.)
- 18.....Last day of 2023-24 NHL Regular Season
- 22.....Stanley Cup Playoffs begin
- 25-May 5...IIHF Under-18 Men's World Championship (Espoo & Vantaa, Fin.)

# OFFICIALS

## REFEREES

NAME	NUMBER	NAME	NUMBER	NAME	NUMBER
Beach, Cody*	45	Kozari, Steve	40	Rehman, Kyle	10
Blandina, Brandon	39	Lambert, Pierre	37	Rooney, Chris	5
Brenk, Jake	26	L'Ecuyer, Frederick	17	Samuels-Thomas, Jordan*	42
Charron, Francis	6	Lee, Chris	28	Sandlak, Carter	29
Chmielewski, Tom	18	Luxmore, Thomas John	21	Schlenker, Chris	3
Dunning, Mitch	20	MacDougall, Peter	38	Schrader, Brandon	34
Dwyer, Gord	19	MacPhee, Morgan*	43	Skilliter, Graham	24
Furlatt, Eric	27	Markovic, Michael	31	South, Furman	13
Halkidis, Beaudry*	48	McCauley, Wes	4	St-Laurent, Francois	8
Hamilton, Graedy*	41	McIsaac, Jon	2	St. Pierre, Justin	12
Hanson, Trevor	14	Nicholson, Kendrick	30	Sullivan, Michael*	47
Hebert, Ghislain	22	O'Rourke, Dan	9	Sutherland, Kelly	11
Hebert, Jean	15	Pochmara, Brian	16	Syvret, Corey	23
Hiff, Stephen*	46	Pollock, Kevin	33		
Kea, Justin*	44	Rank, Garrett	7		

## LINESMEN

NAME	NUMBER	NAME	NUMBER	NAME	NUMBER
Alphonso, Shandor	52	Gawryletz, Travis	67	Mills, Bevan	53
Apperson, Caleb	77	Gibbons, Ryan	58	Murchison, Kiel	79
Baker, Tyson	88	Grillo, Brandon*	75	Murray, CJ	68
Barton, Steve	59	Hughes, Tommy	65	Murray, Jonny	95
Berg, Devin	87	Hunt, Mitchell*	62	Nansen, Derek	70
Brisebois, David	96	Jackson, Ryan*	84	O'Quinn, Ben	91
Cherrey, Scott	50	Johnson, Justin*	57	Pancich, Bryan	94
Cormier, Michel	76	Kelly, Dan	98	Shewchyk, Mark	92
Daisy, Ryan	81	Knorr, Trent	74	Smith, Andrew	51
Deschamps, Jonathan	80	Kovachik, Brad	71	Suchanek, Libor	60
Flemington, Kyle	55	MacPherson, Matt	83	Tobias, James	61
Fournier, Julien	56	Mahon, Joseph*	89	Toomey, Travis	90
Galloway, Ryan	82	Marquis, Jesse	86		
Gawryletz, Brandon	64	McNamara, Kilian	93		

\* minor league official



2023-24 ANAHEIM DUCKS

# SEASON SCHEDULE

## OCTOBER

SUN	MON	TUES	WED	THURS	FRI	SAT
1	2	3	4	5	6	7
8	9	10	11	12	13	14
15	16	17	18	19	20	21
22	23	24	25	26	27	28
29	30	31				

## NOVEMBER

SUN	MON	TUES	WED	THURS	FRI	SAT
			1	2	3	4
5	6	7	8	9	10	11
12	13	14	15	16	17	18
19	20	21	22	23	24	25
26	27	28	29	30		

## DECEMBER

SUN	MON	TUES	WED	THURS	FRI	SAT
					1	2
3	4	5	6	7	8	9
10	11	12	13	14	15	16
17	18	19	20	21	22	23
24	25	26	27	28	29	30
31						

## JANUARY

SUN	MON	TUES	WED	THURS	FRI	SAT
	1	2	3	4	5	6
7	8	9	10	11	12	13
14	15	16	17	18	19	20
21	22	23	24	25	26	27
28	29	30	31			

## FEBRUARY

SUN	MON	TUES	WED	THURS	FRI	SAT
				1	2	3
4	5	6	7	8	9	10
11	12	13	14	15	16	17
18	19	20	21	22	23	24
25	26	27	28	29	30	

## MARCH

SUN	MON	TUES	WED	THURS	FRI	SAT
					1	2
3	4	5	6	7	8	9
10	11	12	13	14	15	16
17	18	19	20	21	22	23
24	25	26	27	28	29	30
31						

## APRIL

SUN	MON	TUES	WED	THURS	FRI	SAT
	1	2	3	4	5	6
7	8	9	10	11	12	13
14	15	16	17	18	19	20

HOME ■ AWAY ■

PRESENTED BY

*Bally* SPORTS



# DUCKS HOCKEY

[ANAHEIMDUCKS.COM](http://ANAHEIMDUCKS.COM)