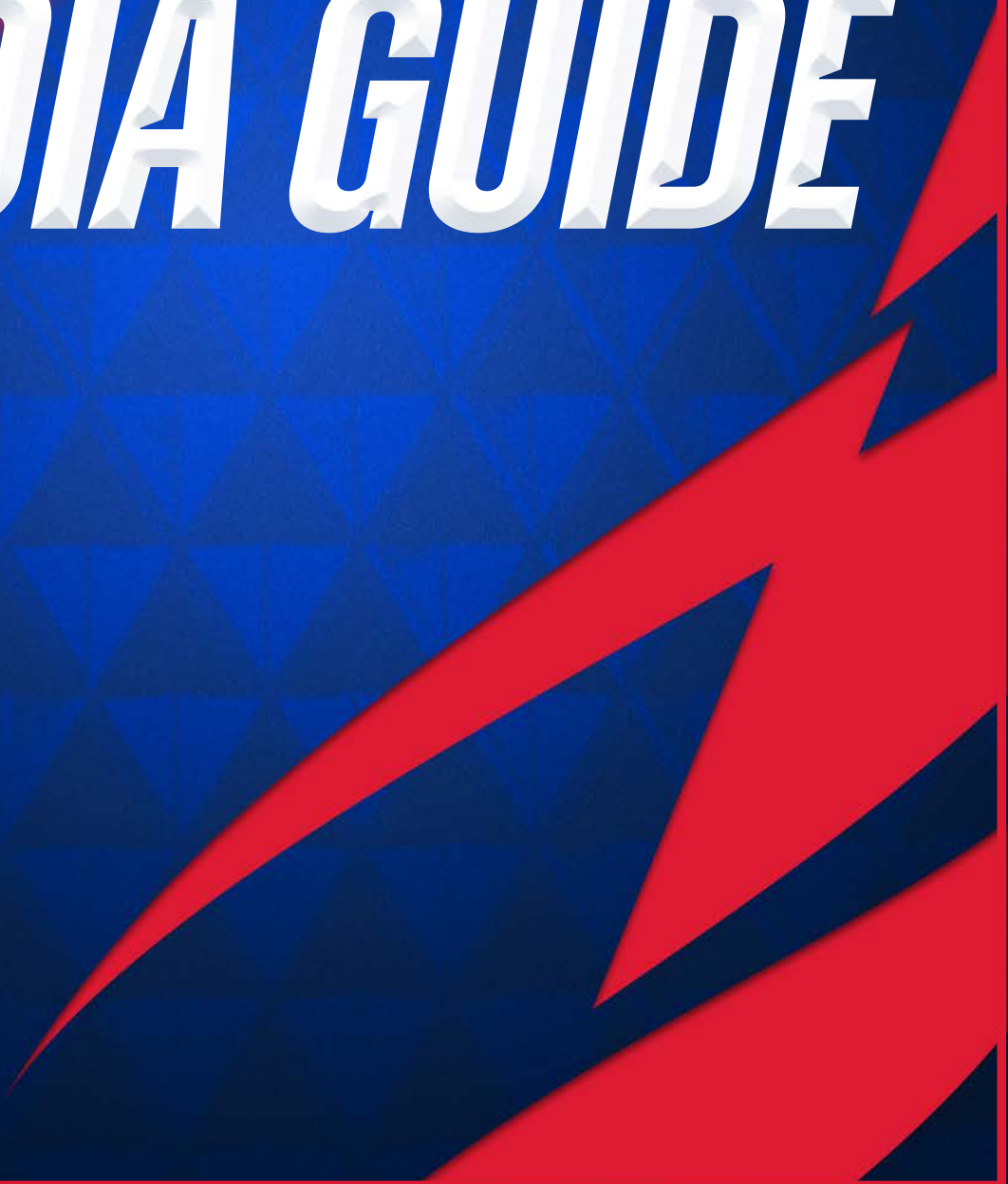




2023 - 24

# ***MEDIA GUIDE***





# 2023-24 SEASON SCHEDULE

HOME AWAY ALL-STAR

## OCTOBER

SUN	MON	TUE	WED	THU	FRI	SAT
1	2	3	4	5	6	7
8	9	10	11	12	13 PIT 7:30 PM	14
15	16 CGY 7 PM	17	18 @OTT 7 PM	19	20	21 @MTL 7 PM
22	23	24 TOR 6 PM	25 @NJD 7:30 PM	26	27 MIN 7 PM	28
29 SJS 5 PM	30	31				

## NOVEMBER

SUN	MON	TUE	WED	THU	FRI	SAT
			1	2 NYI 7 PM	3	4 CBJ 7 PM
5	6	7	8 FLA 7:30 PM	9	10 @NJD 7:30 PM	11 @NYI 7:30 PM
12	13	14 VGK 7 PM	15	16	17	18 CBJ 7 PM
19	20	21	22 BUF 7 PM	23	24 EDM 3 PM	25
26	27 @SJS 10:30 PM	28	29 @LAK 10:30 PM	30 @ANA 10 PM		

## DECEMBER

SUN	MON	TUE	WED	THU	FRI	SAT
				1	2 @VGK 10 PM	
3	4 @ARI 9 PM	5	6	7 DAL 8 PM	8	9 NYR 7 PM
10 @CHI 7 PM	11	12	13	14 @PHI 7 PM	15	16 @NSH 8 PM
17 @CAR 6 PM	18	19	20 NYI 7:30 PM	21 @CBJ 7 PM	22	23 TBL 7 PM
24	25	26	27 @NYR 7 PM	28	29 @NYI 7:30 PM	30 NSH 7 PM
31						

## JANUARY

SUN	MON	TUE	WED	THU	FRI	SAT
	1	2 @PIT 7:30 PM	3 NJD 7:30 PM	4	5 CAR 7 PM	6
7 LAK 3 PM	8	9	10	11 SEA 7 PM	12	13 NYR 1 PM
14 @NYR 1 PM	15	16 ANA 7 PM	17	18 STL 7 PM	19	20 @STL 8 PM
21	22	23 @MIN 8 PM	24 @COL 9:30 PM	25	26	27 @DAL 2 PM
28	29	30	31			

## FEBRUARY

SUN	MON	TUE	WED	THU	FRI	SAT
				1	2	3
4	5	6 MTL 7 PM	7	8 @FLA 7 PM	9	10 @BOS 3:30 PM
11 VAN 1:30 PM	12	13 COL 7 PM	14	15	16	17 @MTL 7 PM
18	19	20 NJD 7 PM	21	22 @TBL 7 PM	23	24 @FLA 6 PM
25	26 OTT 7 PM	27 @DET 7 PM	28	29		

## MARCH

SUN	MON	TUE	WED	THU	FRI	SAT
					1 PHI 7 PM	2
3 ARI 1 PM	4	5	6	7 @PIT 7 PM	8	9 CHI 7 PM
10	11 @WPG 7:30 PM	12	13 @EDM 10 PM	14 @SEA 10 PM	15	16 @VAN 10 PM
17	18 @CGY 8:30 PM	19	20 TOR 7:30 PM	21	22 CAR 7 PM	23
24 WPG 12:30 PM	25	26 DET 7 PM	27	28 @TOR 7 PM	29	30 BOS 7 PM
31						

## APRIL

SUN	MON	TUE	WED	THU	FRI	SAT
	1	2 @BUF 7 PM	3	4 PIT 7 PM	5 @CAR 7 PM	6
7 OTT 6 PM	8	9 @DET 7 PM	10	11 @BUF 7 PM	12	13 TBL 5:30 PM
14	15 BOS 7 PM	16 @PHI 7 PM	17	18	19	20
21	22	23	24	25	26	27
28	29	30				



## 2023-24 WASHINGTON CAPITALS TV SCHEDULE



DAY	DATE	OPPONENT	TIME (ET)	TV	DAY	DATE	OPPONENT	TIME (ET)	TV
Sun.	Sept. 24	Buffalo	2 p.m.	MNMT	Thu.	Jan. 11	Seattle	7 p.m.	MNMT
Thu.	Sept. 28	Detroit	7 p.m.	MNMT	Sat.	Jan. 13	NY Rangers	1 p.m.	ABC/ESPN+
Sat.	Sept. 30	at Detroit	7 p.m.	MNMT	Sun.	Jan. 14	at NY Rangers	1 p.m.	MNMT
Tue.	Oct. 3	at Boston	7 p.m.	MNMT	Tue.	Jan. 16	Anaheim	7 p.m.	MNMT
Thu.	Oct. 5	at Columbus	7 p.m.	N/A	Thu.	Jan. 18	St. Louis	7 p.m.	MNMT
Sat.	Oct. 7	Columbus	7 p.m.	MNMT	Sat.	Jan. 20	at St. Louis	8 p.m.	MNMT2
<b>Regular Season</b>					Tue.	Jan. 23	at Minnesota	8 p.m.	MNMT
Fri.	Oct. 13	Pittsburgh	7:30 p.m.	ESPN+/Hulu	Wed.	Jan. 24	at Colorado	9:30 p.m.	MNMT2
Mon.	Oct. 16	Calgary	7 p.m.	MNMT	Sat.	Jan. 27	at Dallas	2 p.m.	MNMT2
Wed.	Oct. 18	at Ottawa	7 p.m.	MNMT	Tue.	Feb. 6	Montreal	7 p.m.	MNMT
Sat.	Oct. 21	at Montreal	7 p.m.	MNMT	Thu.	Feb. 8	at Florida	7 p.m.	MNMT
Tue.	Oct. 24	Toronto	6 p.m.	ESPN/ESPN+	Sat.	Feb. 10	at Boston	3:30 p.m.	ABC/ESPN+
Wed.	Oct. 25	at New Jersey	7:30 p.m.	TNT	Sun.	Feb. 11	Vancouver	1:30 p.m.	MNMT
Fri.	Oct. 27	Minnesota	7 p.m.	MNMT	Tue.	Feb. 13	Colorado	7 p.m.	MNMT
Sun.	Oct. 29	San Jose	5 p.m.	MNMT	Sat.	Feb. 17	at Montreal	7 p.m.	MNMT
Thu.	Nov. 2	NY Islanders	7 p.m.	MNMT	Tue.	Feb. 20	New Jersey	7 p.m.	MNMT
Sat.	Nov. 4	Columbus	7 p.m.	MNMT	Thu.	Feb. 22	at Tampa Bay	7 p.m.	ESPN
Wed.	Nov. 8	Florida	7:30 p.m.	TNT	Sat.	Feb. 24	at Florida	6 p.m.	MNMT
Fri.	Nov. 10	at New Jersey	7 p.m.	MNMT2	Mon.	Feb. 26	Ottawa	7 p.m.	MNMT
Sat.	Nov. 11	at NY Islanders	7:30 p.m.	MNMT	Tue.	Feb. 27	at Detroit	7 p.m.	MNMT2
Tue.	Nov. 14	Vegas	7 p.m.	MNMT	Fri.	Mar. 1	Philadelphia	7 p.m.	MNMT
Sat.	Nov. 18	Columbus	7:30 p.m.	MNMT	Sun.	Mar. 3	Arizona	1 p.m.	MNMT
Wed.	Nov. 22	Buffalo	7 p.m.	MNMT	Thu.	Mar. 7	at Pittsburgh	7 p.m.	MNMT
Fri.	Nov. 24	Edmonton	3 p.m.	MNMT	Sat.	Mar. 9	Chicago	7 p.m.	MNMT
Mon.	Nov. 27	at San Jose	10:30 p.m.	MNMT2	Mon.	Mar. 11	at Winnipeg	7:30 p.m.	MNMT
Wed.	Nov. 29	at Los Angeles	10:30 p.m.	MNMT2	Wed.	Mar. 13	at Edmonton	10 p.m.	TNT
Thu.	Nov. 30	at Anaheim	10 p.m.	MNMT	Thu.	Mar. 14	at Seattle	10 p.m.	MNMT2
Sat.	Dec. 2	at Vegas	10 p.m.	MNMT	Sat.	Mar. 16	at Vancouver	10 p.m.	MNMT2
Mon.	Dec. 4	at Arizona	9 p.m.	MNMT	Mon.	Mar. 18	at Calgary	8:30 p.m.	MNMT
Thu.	Dec. 7	Dallas	8 p.m.	ESPN	Wed.	Mar. 20	Toronto	7:30 p.m.	TNT
Sat.	Dec. 9	NY Rangers	7 p.m.	MNMT	Fri.	Mar. 22	Carolina	7 p.m.	MNMT
Sun.	Dec. 10	at Chicago	7 p.m.	MNMT	Sun.	Mar. 24	Winnipeg	12:30 p.m.	MNMT
Thu.	Dec. 14	at Philadelphia	7 p.m.	MNMT	Tue.	Mar. 26	Detroit	7 p.m.	MNMT
Sat.	Dec. 16	at Nashville	8 p.m.	MNMT	Thu.	Mar. 28	at Toronto	7 p.m.	MNMT
Sun.	Dec. 17	at Carolina	6 p.m.	MNMT	Sat.	Mar. 30	Boston	7 p.m.	MNMT
Wed.	Dec. 20	NY Islanders	7:30 p.m.	MNMT	Tue.	Apr. 2	at Buffalo	7 p.m.	MNMT
Thu.	Dec. 21	at Columbus	7 p.m.	MNMT	Thu.	Apr. 4	Pittsburgh	7 p.m.	MNMT
Sat.	Dec. 23	Tampa Bay	7 p.m.	MNMT	Fri.	Apr. 5	at Carolina	7 p.m.	MNMT
Wed.	Dec. 27	at NY Rangers	7 p.m.	MNMT	Sun.	Apr. 7	Ottawa	6 p.m.	MNMT
Fri.	Dec. 29	at NY Islanders	7:30 p.m.	MNMT2	Tue.	Apr. 9	at Detroit	7 p.m.	ESPN
Sat.	Dec. 30	Nashville	7 p.m.	MNMT	Thu.	Apr. 11	at Buffalo	7 p.m.	MNMT
Tue.	Jan. 2	at Pittsburgh	7:30 p.m.	ESPN+/Hulu	Sat.	Apr. 13	Tampa Bay	5:30 p.m.	MNMT
Wed.	Jan. 3	New Jersey	7:30 p.m.	TNT	Mon.	Apr. 15	Boston	7 p.m.	MNMT
Fri.	Jan. 5	Carolina	7 p.m.	MNMT	Tue.	Apr. 16	at Philadelphia	7 p.m.	MNMT
Sun.	Dec. 7	Los Angeles	3 p.m.	MNMT					



**MONUMENTAL**  
SPORTS NETWORK

# Table of Contents

## INTRODUCTION

2023-24 Schedule.....	1
Monumental Sports Network TV Schedule .....	2
Table of Contents .....	3
Media Information .....	4-5
Growing the Game: Caps Youth Hockey Development .....	6-7
Capital One Arena .....	8-9
MedStar Capitals Iceplex.....	10

## OWNERSHIP & FRONT OFFICE

Ted Leonsis.....	12
Dick Patrick.....	13
Brian MacLellan.....	14
Hockey Operations .....	15
Spencer Carbery .....	16
Assistant Coaches.....	17-18
Training & Equipment Staff .....	19-21
Scouting and Hockey Ops.....	22
Hershey Bears/South Carolina Stingrays .....	23-24

## PLAYERS

Training Camp Roster .....	26-27
Alexander Alexeyev.....	28-29
Nicolas Aube-Kubel.....	30-31
Nicklas Backstrom.....	32-35
John Carlson.....	36-39
Nic Dowd .....	40-41
Joel Edmundson .....	42-43
Martin Fehervary .....	44-45
Hardy Häman Aktell.....	46-47
Nick Jensen.....	48-49
Lucas Johansen .....	50-51
Darcy Kuemper.....	52-53
Evgeny Kuznetsov .....	54-57
Charlie Lindgren.....	58-59
Beck Malenstyn.....	60-61
Anthony Mantha .....	62-63
Connor McMichael.....	64-65
Sonny Milano .....	66-67
T.J. Oshie.....	68-71
Alex Ovechkin.....	72-77
Max Pacioretty .....	78-79
Matthew Phillips.....	80-81
Aliaksei Protas.....	82-83
Rasmus Sandin.....	84-85
Joe Snively.....	86-87
Dylan Strome.....	88-89
Trevor van Riemsdyk.....	90-91
Tom Wilson.....	92-95
In the System .....	96-113
Future Caps .....	114-119

## 2022-23 YEAR IN REVIEW

NHL Standings.....	122
Capitals Notes .....	123-131
Capitals Statistics and Results .....	132-140
Highs, Lows and Streaks .....	141
Shootouts & Penalty Shots .....	142
Individual Game-by-Game Statistics.....	143-149
Goals and Shots by Period.....	150
Injuries and Transactions.....	151-152

## TEAM HISTORY

Year-by-Year Results .....	154
Year-by-Year Leaders .....	155
Career Leaders.....	156
Single-Season Leaders.....	157
Season-by-Season Recaps .....	159-206
General Managers, Head Coaches & Captains .....	207
All-Time Player Register.....	208-238
All-Time Goaltender Register.....	239-242
All-Time Sweater Numbers .....	243-245
Retired Numbers .....	246
Uniform History.....	247
All-Time Draft Selections.....	248-252
Transactions .....	253-263
All-Time Record vs. NHL Franchises.....	264
Game-by-Game Results by Team.....	265-273
Longest Streaks by Season and Best and Worst Months.....	274
Special Teams and Attendance .....	275
Opening Games and Holidays .....	276
Hat Tricks.....	277-279
Shootouts.....	280-283
Overtime .....	284-286
Shootouts .....	287-288
Penalty Shots .....	289
Capitals and Capital One Arena Firsts.....	290
Capitals NHL Award Winners .....	291-292
Capitals Honors .....	293-294
All-Star Game .....	295
Record Book .....	296-300

## PLAYOFF HISTORY

Year-by-Year Results .....	302
All-Time Playoff Scoring .....	303-304
All-Time Goaltending.....	305
Overtime .....	306
Hat Tricks and Penalty Shots.....	307
Game-by-Game Results .....	308-315
Year-by-Year Statistics .....	316-321
Record Book .....	322-324
Stanley Cup Timeline .....	325-328

## OPPONENTS

Series History and 2022-23 Reviews.....	330-391
---	---------

## MISCELLANEOUS

NHL Directory .....	394
NHL On-Ice Officials .....	395
2023-24 Key NHL Dates .....	396
Dave Fay Award.....	397
Capitals Broadcasters/Talent .....	398-399

## 2023-24 WASHINGTON CAPITALS OFFICIAL GUIDE

### Written and edited by the Washington Capitals staff:

Chase Pyke and Alex D'Agostino

### Cover Design:

Maggie Wenz

### Contributors:

Sergey Kocharov, Mike Vogel, Ben Raby, Maggie Wenz

**Photography:** John McCreary, Patrick McDermott, Zach Guerette, NHL Images/Getty Images Staff, Bruce Bennett, Rafael Suanes, Mitchell Layton, Greg Fiume, Washington Capitals Archives

### Washington Capitals

MedStar Capitals Iceplex  
627 N. Glebe Rd., Suite 850  
Arlington, VA 22203  
202.266.2200  
Fax: 202.266.2360  
WashingtonCaps.com



# Media Information



**SERGEY KOCHAROV**  
Senior Vice President of Communications & Broadcasting  
Office: 202.266.2356  
Cell: 703.405.0984  
skocharov@washcaps.com  
X (Twitter): @SergeyKocharov



**MEGAN EICHENBERG**  
Director of Corporate Communications & Publicity  
Office: 202.266.2310  
Cell: 540.903.1627  
meichenberg@washcaps.com  
X (Twitter): @MegEic



**CHASE PYKE**  
Manager of Media Relations  
Office: 202.266.2299  
Cell: 301.865.6504  
cpyke@washcaps.com  
X (Twitter): @chasepyke



**ALEX D'AGOSTINO**  
Assistant Manager of Media Relations  
Office: 202.266.2311  
Cell: 585.455.6512  
adagostino@washcaps.com  
X (Twitter): @Alex\_Dagostino1

## PRACTICE SCHEDULE

WashingtonCaps.com under "Schedule"  
Updates provided on Caps Today and twitter.com/CapitalsPR

The Washington Capitals media relations staff works to provide information about the team and access to players, coaches and management in a timely manner for members of the media. Thank you for your continued coverage and we look forward to working with you this season.

## MEDIA ACCESS AND INTERVIEWS

### Practice coverage

The media has access to all team practices at MedStar Capitals Iceplex, including game-day skates, in accordance with the NHL Media Regulations. Media members interested in attending a practice should direct their request to Alex D'Agostino in the Capitals communications department (adagostino@washcaps.com) at least 24 hours in advance of practice. Media attending practice at MedStar Capitals Iceplex are required to wear their team-issued credential at all times.

### Post-Practice Media Availability

The media has access to all team practices at all practice facilities, including game-day skates, in accordance with the NHL Media Regulations. The media is allowed to enter the team locker room five minutes after the first regular player who has participated in the entire practice leaves the ice. Head coach Spencer Carbery will be available to the media in a scrum format outside the Caps locker room approximately 15 minutes after the conclusion of practice and morning skate. In the event of a team meeting, the media will be allowed access immediately following the conclusion of the meeting. The locker room is closed to the media prior to and during practice.

Per NHL Media Regulations, media access at MedStar Capitals Iceplex is limited to the team's main locker room and the entrance to the locker room. All other areas of the training center are off limits to media. Capitals game-day skates are typically held at 10:30 a.m. at MedStar Capitals Iceplex.

### Media Workspace

MedStar Capitals Iceplex features a media work room adjacent to the ice, near the entrance of the Capitals locker room. The work room features Ethernet cables and complimentary wireless Internet access.

### Pregame Media Availability

Requested players will be made available to broadcast rightsholders during a 30-minute window beginning two and a half hours prior to faceoff. Television networks, including rightsholders, requesting pregame interviews with a player are asked to request these times prior to or during the morning skate.

### Postgame Media Availability

The Capitals locker room will open approximately five minutes following the conclusion of the game. Head coach Spencer Carbery will address the media approximately 15 minutes after the game in the Interview Room next to the Media Work Room.

### Video/Photography

All outlets are prohibited by the National Hockey League from shooting game footage of any Capitals game being played at Capital One Arena. Television and online outlets are welcome to shoot Capitals practices, but are restricted to broadcasting five minutes of on-ice video content from any one practice. There is no limit to the length of interviews that local television outlets may broadcast. Please note that all media members (except for rightsholders and local television affiliates) are prohibited from shooting video or still photography of post-game player interviews.

### Photography

Capital One Arena has a limited number of photo positions. All photo positions will be assigned prior to the game by team photographer John McCreary (jamphotoandvideo@gmail.com). Daily print and wire services receive priority for the prime positions. Freelance photographers will not receive credentials; all photographers must be on assignment.

### Dress Code

The Capitals request members of the media covering our games and practices to dress in an appropriate and professional manner that reflects their respect for their colleagues, the teams and the players they

## MISCELLANEOUS NUMBERS

Media Relations Fax: 202.266.2360  
Capital One Arena Press Room: 202.628.3200 x7500  
Capital One Arena Press Box: 202.628.3200 x7600  
Capital One Arena Press Room Fax: 202.661.5011

are covering. In that regard, clothing should be appropriate for a business casual work environment. Flip-flops and shorts are not permitted. We ask all members of the media to respect these guidelines. The Capitals will consider appropriate actions in those cases in which the guidelines are violated.

## MEDIA FACILITIES AT CAPITAL ONE ARENA

### Media Entrance

The Capital One Arena Media Entrance is located at 6th and F Streets NW. Credentials to Capitals games may be picked up at the media entrance, which is open from three hours prior to game time until the midway point of the first period.

### 2023-24 Bag Policies

Media members are permitted to bring one small bag (e.g., backpack, laptop bag) into Capital One Arena, which will be subject to a security search through an X-ray machine.

### Media Parking

Media parking at Capital One Arena is extremely limited and assigned prior to the season. There are numerous lots within walking distance of Capital One Arena, and the arena is adjacent to the Gallery Place/Chinatown Metro Station. Gallery Place can be reached on the Red, Yellow and Green lines. It is also one stop away from Metro Center, which provides service to the Blue, Silver and Orange lines.

### Media Work Room/Press Lounge

The Media Work Room/Press Lounge at Capital One Arena is located on the Event Level (ice level), adjacent to Stairwell 1. There are reserved seats for beat media and additional work spaces with wireless Internet access. There will not be the option to purchase a meal in the Media Work Room as in previous years. A voucher for a \$30 concessions credit will be available for purchase for \$10 for all members of the media upon arrival at the Media Work Room (credit card only and receipts provided). All food must be consumed in the press lounge or in the concourse and may not be taken to the press box.

### Press Box

The press box is on the sixth floor of Capital One Arena on the penalty box side of the ice. Seats are on an assigned basis only. Please check the seating charts in the press room or press box, or check with a member of the media relations staff for your seat assignment. The press box features wireless Internet access. In order to ensure seating in the press box, it is necessary for all media to notify Alex D'Agostino in the Capitals communications department (adagostino@washcaps.com) of their attendance by 2 p.m. the day prior to the game. If you do not have an assigned seat, please check with a member of the media relations staff.

## CREDENTIALS & MEDIA SERVICES

### Media Credentials

Credentials are issued to media who cover the Capitals both seasonally and on a game-by-game basis and are required for admission to the media areas at Capital One Arena. All credentials must include the bearer's name and affiliation and are non-transferable.

Season credentials: All season credentials are issued prior to the season. Season credentials do not guarantee a seat in the press box; credential holders must contact Capitals assistant manager of media relations Alex D'Agostino (adagostino@washcaps.com) by 2 p.m. the day prior to a game in order to reserve seating. Media who do not have a season credential may apply for single-game credentials. These requests must be directed to Capitals assistant manager of media relations Alex D'Agostino (adagostino@washcaps.com) and received no later than 2 p.m. the day prior to a game. The credential is good only for the game printed on the tag and must be displayed to Capital One Arena security personnel to gain entry to restricted media areas.

Non-North American media outlets are required to request media credentials through the National Hockey League by contacting David Keon at dkeon@nhl.com.

# Media Information

Capitals media credentials are issued to print, television, radio and online media outlets that adhere to professional standards, regularly produce quality content and have a demonstrated audience. Space limitations may impact the decision to grant credentials. The final decision on all applications for media credentials rests with the Capitals media relations staff; we reserve the right to revoke media credentials at any time.

## News Releases

Accredited members of the media who would like to receive Capitals news releases via e-mail should contact a member of the media relations staff. Among our releases is "Caps Today," sent daily during the season, which includes an updated practice schedule, recent transactions and the top storyline of the day.

## Twitter and Instagram

Media who would like to receive updates on practice times and other breaking news can follow @CapitalsPR on Twitter. Capitals PR is also on Instagram @CapitalsPR. The team also maintains a general Twitter and Instagram feed @Capitals.

## NHLMedia.com

The NHL's password-protected media site includes statistics, press releases, game notes, credential applications and PDF files of every team's media guide. To access the site, visit <http://media.nhl.com>

## DIRECTIONS TO CAPITAL ONE ARENA

**From National Airport** – Take I-395 North to 12th Street exit (stay left) ... right onto Constitution Avenue, NW ... left onto 6th Street, NW

**From BWI Airport** – Take Baltimore/Washington Pkwy. (I-295 South) to US Rt. 50 ... US Rt. 50 West toward Washington (New York Avenue, NE) ... left on 6th Street, NW

**From Dulles Airport** – Take Dulles Toll Road (Rt. 267 East) to I-66 East (becomes Constitution Avenue, NW) ... left on 6th Street, NW

**From Metrorail** – Capital One Arena is located at the Gallery Place/Chinatown stop on the Red, Yellow and Green lines and just blocks from Metro Center on the Orange, Blue and Silver lines

## DIRECTIONS TO MEDSTAR CAPITALS ICEPLEX

**From Washington, D.C.** – Take Constitution Ave. west, toward the Lincoln Memorial ... take I-66 West ... take exit 71/Glebe Rd. and take a left on to Glebe Rd. ... pass Wilson Blvd. and the rink is on the eighth level of the parking garage attached to Ballston Quarter.

**From National Airport** – Take George Washington Parkway North toward Arlington ... take I-66 West ... take exit 71/Glebe Rd. and take a left on to Glebe Rd. ... pass Wilson Blvd. and the rink is on the eighth level of the parking garage attached to Ballston Quarter.

**From Dulles Airport** – Dulles Toll Road (Rt. 267 East) to I-66 ... take I-66 East ... take exit 71/Glebe Rd. and take a right on to Glebe Rd. ... pass Wilson Blvd. and the rink is on the eighth level of the parking garage attached to Ballston Quarter.

**From BWI Airport** – Take I-195 West to I-95 ... take I-95 South to the Capital Beltway (I-495) ... take I-495 West into Virginia ... take George Washington Parkway South ... take I-66 West ... take exit 71/Glebe Rd. and take a left on to Glebe Rd. ... pass Wilson Blvd. and the rink is on the eighth level of the parking garage attached to Ballston Quarter.

**From Metrorail** – MedStar Capitals Iceplex is located two blocks from the Ballston stop on the Orange and Silver line ... Follow Stuart Street to Ballston Quarter and take the parking garage elevators to the eighth level.

# Growing the Game

## Caps Youth Hockey Development

The Capitals offer a robust lineup of on- and off-ice youth hockey programming. According to USA Hockey, overall, there's been significant growth in participation in the D.C. area since Alex Ovechkin was drafted. Total participation in ice hockey has increased by 70%. In that same time frame the female participation in ice hockey has increased 140%. There are approximately 37 ice facilities in the area, with a total of 54 sheets of ice. The Capitals have also refurbished or built 14 outdoor ball/inline hockey rinks across Virginia, Maryland, Washington, D.C., and West Virginia to further encourage the growth of the game. In addition, the total USAH registration of adult and youth players across Washington, D.C., Virginia and Maryland is 21,949 individuals, including a total of 12,749 youth players.

Select youth hockey development programming from the 2022-23 season included:

**Youth Hockey Day:** The Capitals celebrated Youth Hockey Day, presented by Delta Dental, on Feb. 12. Select youth hockey players from the Washington, D.C., region walked into the arena with Capitals players during pregame arrivals. Each Capitals player was paired with a local youth player while walking to the locker room, with both wearing the youth player's team jersey. Six participants from the Capitals Future Caps Learn to Play program presented by World Wide Technology also took to the ice with the Capitals starting lineup.

**Coaches Day:** The Capitals hosted Coaches Day on Nov. 6, inviting coaches from across the Washington, D.C., region to MedStar Capitals Iceplex for on- and off-ice presentations and programming featuring members of the Capitals coaching staff and senior director of team and organizational development Dr. Aimee Kimball, as well as members of the player development staff.

**Capitals PWHPA Showcase:** In partnership with the Washington Capitals, the Professional Women's Hockey Players Association (PWHPA) played four games of the 2022-2023 Secret Dream Gap Tour at MedStar Capitals Iceplex in Arlington, Va., from March 4-5 as part of the Capitals PWHPA Showcase, presented by Leidos and Thundercat with Dell Technologies. In addition, the Capitals and PWHPA presented two clinics and one chalk talk for local women and girls.

**Learn to Play:** In partnership with the National Hockey League and National Hockey League Player's Association, the Capitals continued to offer the Future Caps Learn to Play program presented by World Wide Technology. Future Caps offers first-time participants, ages 5-9, free, Capitals-branded head-to-toe equipment and eight classes of instruction from certificated coaches, Capitals alumni and female ambassadors. Since its launch in 2016, more than 8,100 players have been introduced to hockey through the Capitals Learn to Play Program. The program was offered at 21 local rinks throughout the 2022-23 season. To learn more about the program, visit [CapsYouthHockey.com/FutureCaps](https://CapsYouthHockey.com/FutureCaps).




**Hockey School:** Through the Capitals Hockey School program presented by Capital One, public elementary and middle schools receive street hockey equipment, a custom written curriculum and staff training. Capitals youth hockey development staff offer visits to first- through eighth-grade P.E. classes and assist teachers in providing instruction. Since the 2016-17 season, the Capitals have donated equipment to 1,302 schools and engaged 843,277 students with the game. In addition, more than 2,100 teachers have been trained by Capitals staff, leading to more than 50,000 hours of teacher-to-student instruction.

**Try Hockey for Free Program:** The Try Hockey for Free program is geared toward participants ages 4-17. It launched in April 2022 to offer street hockey clinics free of charge to local children across the Washington, D.C., area. Each participant learns the basics of hockey, including stickhandling, passing and shooting. Additionally, all participants receive a street hockey stick and ball to take home following the event to encourage continued development. The Capitals Try Hockey for Free program is designed as both an introduction to the game for participants as well as an opportunity to reach families in the Washington community interested in more affordable options to participate in hockey. To learn more about the program, visit [www.CapsYouthHockey.com/TryHockeyForFree](http://www.CapsYouthHockey.com/TryHockeyForFree).

**ALL CAPS ALL HER:** The Capitals continued to offer programming through ALL CAPS ALL HER, an initiative that provides access to hockey and elevates the game for women and girls in the Washington, D.C., area. ALL CAPS ALL HER recognizes and supports female players, coaches, referees, parents, advocates, students and leaders in the community. Events, programs and content will provide various levels of entry into hockey for women and girls of all ages, offer leadership, business development, and networking opportunities and highlight influential women and families in the community. In the fall, the Capitals hosted ACAH All-Girls Learn to Play and an ACAH Adult Learn to Play program, as well as an ACAH Adult Learn to Skate program. During the 2022-23 season, the Capitals hosted the ACAH All-Girls Learn to Play program, High School Training Camp Clinic Series, ACAH Adult Learn to Skate program, and ACAH Adult Learn to Play program. The Capitals will also host the ALL CAPS ALL HER Girls Summer Camp Aug. 7-11. Additionally, the Capitals support the Capitals Women's Hockey League (CWHL) at MedStar Capitals Iceplex.



# Capital One Arena



Capital One Arena is a 20,000+-seat multi-purpose sports and entertainment venue, owned and operated by Monumental Sports & Entertainment, in the Penn Quarter neighborhood of Chinatown in downtown Washington, D.C. The arena is home to the NBA's Washington Wizards, the NHL's Washington Capitals and the NCAA's Georgetown Hoyas' men's basketball team.

Boasting an average of 220 events per year, Capital One Arena is the heart of an multi-billion-dollar redevelopment that began nearly 25 years ago when the arena was built and opened on December 2, 1997. Since then, the privately financed arena in downtown Washington D.C. has hosted over 70 million people and more than 5,500 events. In 2019, Monumental Sports & Entertainment unveiled a \$55 million dollar renovation project with one of North America's largest continuous 360-degree centerhung scoreboards. Coupled with a new DualTV double-sided LED board and a first-of-its-kind 360-degree HD SkyRing at the top of the arena, the revolutionary fan experience brings more live action, scores and stats so fans don't miss a thing.

In 2019, Monumental Sports & Entertainment and William Hill (now Caesars Entertainment) announced the first ever, in-arena sports book deal in North America. The pair opened a temporary location at Capital One Arena's box office in July 2020, while construction on the permanent space was completed. In May 2021, the ribbon was cut on a nearly 20,000 square foot destination experience for local, regional, and global travelers, blending a Michelin-star chef designed dining experience with a sports betting operation. This marquee location not only flexes into the arena experience – but it also boasts live games on over 100 screens, hosts dozens of betting windows kiosks, and is complemented by 24 massive LED concourse screens across the arena which broadcasts the latest information on sports lines and statistics.

In June 2010, Ted Leonsis became the majority owner of Capital One Arena and formed Monumental Sports & Entertainment (MSE). MSE includes ownership of the NBA's Washington Wizards, the NHL's Washington Capitals – winner of the 2018 Stanley Cup, the WNBA's Washington Mystics – winner of the 2019 Championship, NBA G-League's Capital City Go-Go, NBA 2K League's Wizards District Gaming – winner of the 2020 and 2021 Championships, and Capital One Arena. MSE also manages MedStar Capitals Iceplex, the MedStar Health Performance Center at the Entertainment and Sports Arena on St. Elizabeths Campus in southeast Washington, D.C., and EagleBank Arena at George Mason University. In January 2013, MSE launched Monumental Sports Network, the mid-Atlantic region's top direct-to-consumer destination for exclusive fan experiences and original sports content across desktop, tablet, mobile and OTT streaming devices.

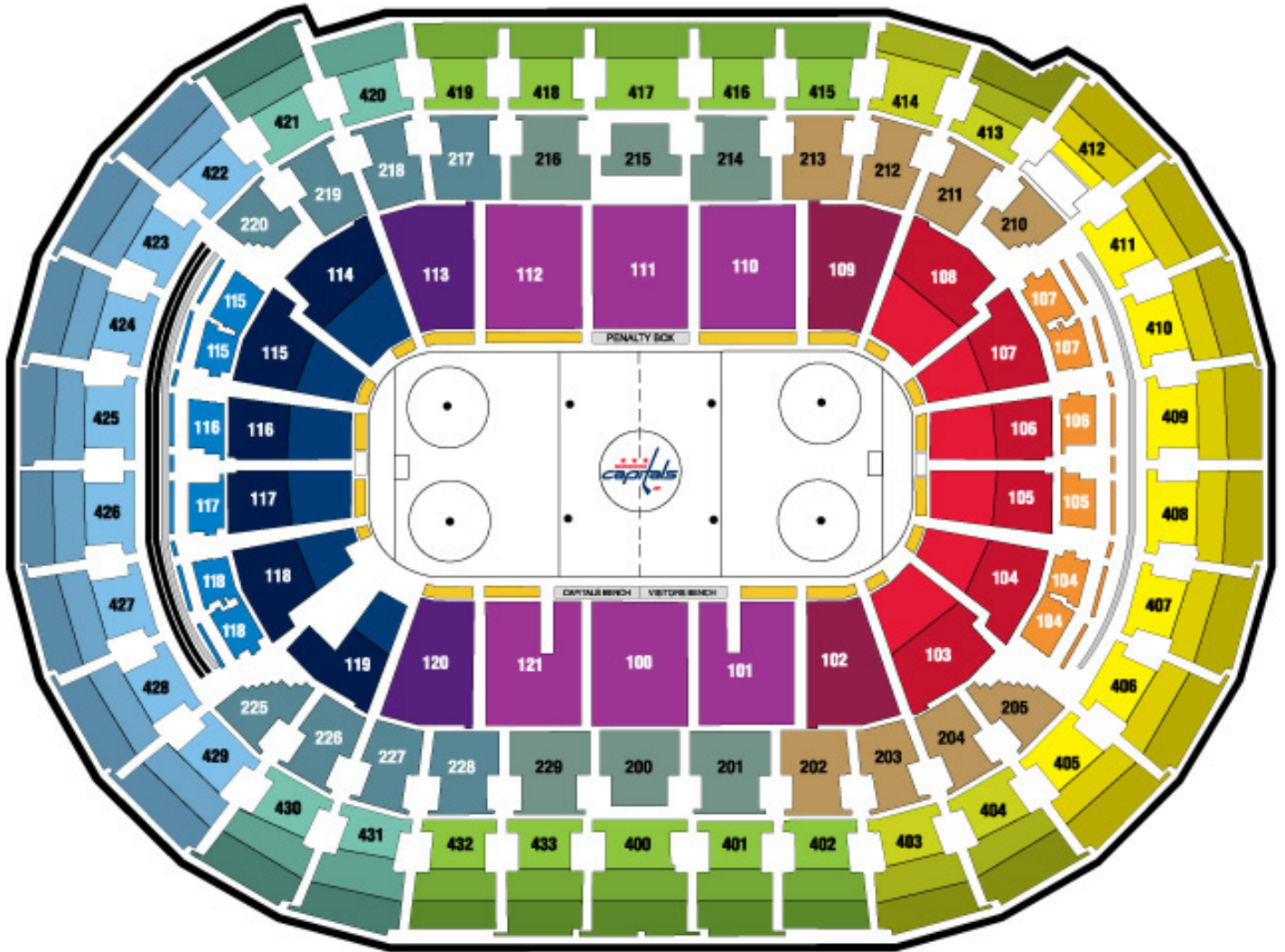
As an arena in the heart of downtown Washington, D.C., Capital One Arena has hosted a multitude of high-profile sporting events in its history, ranging from the 2018 and 1998 Stanley Cup Finals to the NBA (2001) and WNBA (2002, 2007) All-Star games to the 2003 World Figure Skating Championship, the ACC Men's Basketball Tournament (2005, 2016), the first and second rounds of the NCAA Division I men's basketball tournament (1998, 2002, 2008) as well as the second and third rounds (2011), the Big Ten Men's Basketball Tournament (2017) and the A-10 Men's Basketball Tournament (2018). The arena will welcome back the A-10 tournament in 2022, the ACC's Men's Basketball Tournament in 2024 and will host the 2026 NCAA Division I Men's Basketball Regional.

And entertainment at the arena also extends to fantastic concerts and family shows ranging from all-time greats to current-day chart-topping artists. In the 24-year history of the arena, some of the artists who have roamed the halls and mastered the stage at Capital One Arena include: U2, Lady Gaga, Madonna, The Three Tenors, Barbra Streisand, Bon Jovi, Prince, Tim McGraw & Faith Hill, Beyonce, the Dalai Lama, Tina Turner, Keith Urban, Paul Simon and Sting, Taylor Swift, Elton John, Usher, Disney on Ice and WWE.

Other amenities in the arena include the Etihad Airways Lounge, The Ultra Club, Players Club, Devils Backbone Lounge and the Team Store. VIDA Fitness and Bang Salon, McDonald's, and Dunkin Donuts and also have retail locations at the arena.

This extraordinary gathering space offers excellence in service to the D.C. community and is a renowned regional and global destination. Among its many recent accolades, it was named winner of the 2020 Travelers' Choice Award of Top Attractions Worldwide and consistently earns a top-ranking venue spot in worldwide ticket sales, according to Pollstar. It was named 2020 Best Building in NHL Fan Choice Awards, ranked #1 by Stadium Journey in venue rankings in 2020, was among Billboard Magazine's Top 25 Venues in 2019 and won a Game Changer award in 2017 by the Green Sports Alliance. It also secured a GBAC Star award rating from the Global Biorisk Advisory Council, a division of ISSA – certifying it has proven systems in place to maintain clean and healthy environments.

# Capital One Arena



# MedStar Capitals Iceplex



## MedStar Capitals Iceplex

The Washington Capitals ushered in a new era for the franchise in 2006 with the opening of MedStar Capitals Iceplex, a community ice rink in Arlington, Va., that serves as the Capitals' training facility and home to the team's administrative offices. The project, a joint venture between the Washington Capitals and Arlington County, is located on the eighth level of the parking garage attached to Ballston Quarter.

The 137,000-square-foot facility includes two NHL-size ice rinks with seating for approximately 1,200, office space, two pro shops, a snack bar, media facilities and additional space for special events. The 20,000-square-foot, state-of-the-art training center for the Capitals features a large weight and fitness room, extensive athletic-training and medical facilities, spacious locker-room and lounge areas, a theater-style classroom and a high-tech video room.

MedStar Capitals Iceplex hosted Capitals training camp for the 17th year in 2023. It has also played host to 15 Capitals summer development camps and the unveiling of the team's new logos and jerseys in 2007. In 2013, MedStar Capitals Iceplex hosted the United States Olympic Men's National Team Orientation Camp, designed to assist in the preparation of the 2014 U.S. Olympic Men's Ice Hockey Team that competed at the XXII Olympic Winter Games in Sochi, Russia. It also hosted the U.S. Under-18 Select Team and U.S. Under-17 Select Team in 2015.

The structure was built atop the existing seven-story public parking garage at the corner of North Glebe Road and North Randolph Street in the heart of Ballston. The \$42.8 million project, designed by Architecture Inc. of Reston, Va., included the addition of an eighth level of parking to the garage. MedStar Capitals Iceplex is the only rink in the United States built eight or more stories above street level.

The facility is the first indoor ice rink inside the Capital Beltway in Virginia and just the second facility of its kind anywhere inside the Beltway (Ft. DuPont Ice Rink in D.C. is the other). With the Orange and Silver Line reaching the Ballston Metro Station nearby, MedStar Capitals Iceplex is the only community rink located on the Metrorail system.

The two ice sheets offer an estimated 12,000 hours of ice time per year for use by youth, high school and college hockey teams, figure skating, synchronized skating, recreational skating, learn-to-skate programs and hockey and broomball. The Washington Little Capitals, a top tier 1 program, play at the facility as well as the recently developed Capitals Hockey Academy Travel teams and Rooftop Hockey House League. At least 500 hours of ice time are donated by the Capitals to Arlington County to offer the economically disadvantaged and physically and mentally challenged members of the community an opportunity to use the facility.

### MedStar Capitals Iceplex Quick Facts

**Location:** Arlington, Va.  
**Ice Sheets:** Two, 200' x 85'  
**Square Footage:** 137,000  
**Seating:** Approx. 1,200  
**Project Cost:** \$42.8 million  
**Architect:** Architecture Inc.  
**General Contractor:** Sigal Construction

### Address

627 N. Glebe Rd. Suite 850  
 Arlington, VA 22203

### For More Information

To learn more about public skating, hockey, broomball and other activities at MedStar Capitals Iceplex:

**Visit:** [www.medstarcapitalsiceplex.com](http://www.medstarcapitalsiceplex.com)  
**Write:** [info@medstarcapitalsiceplex.com](mailto:info@medstarcapitalsiceplex.com)  
**Call:** 571.224.0555

### Directions

**From Washington, D.C.** – Take Constitution Ave. west, toward the Lincoln Memorial ... take I-66 West ... take exit 71/Glebe Rd. and take a left on to Glebe Rd. ... pass Wilson Blvd. and the rink is on the eighth level of the parking garage attached to Ballston Quarter.

**From National Airport** – Take George Washington Parkway North toward Arlington ... take I-66 West ... take exit 71/Glebe Rd. and take a left on to Glebe Rd. ... pass Wilson Blvd. and the rink is on the eighth level of the parking garage attached to Ballston Quarter.

**From Dulles Airport** – Dulles Toll Road (Rt. 267 East) to I-66 ... take I-66 East ... take exit 71/Glebe Rd. and take a right on to Glebe Rd. ... pass Wilson Blvd. and the rink is on the eighth level of the parking garage attached to Ballston Quarter.

**From BWI Airport** – Take I-195 West to I-95 ... take I-95 South to the Capital Beltway (I-495) ... take I-495 West into Virginia ... take George Washington Parkway South ... take I-66 West ... take exit 71/Glebe Rd. and take a left on to Glebe Rd. ... pass Wilson Blvd. and the rink is on the eighth level of the parking garage attached to Ballston Quarter.

**From Metrorail** – MedStar Capitals Iceplex is located two blocks from the Ballston stop on the Orange or Silver Metro line ... Follow Stuart Street to Ballston Quarter and take the parking garage elevators to the eighth level.

2023 - 24  
MEDIA GUIDE



# OWNERSHIP AND STAFF



## Ted Leonsis

### Founder, Chairman, Principal Owner and Chief Executive Officer Monumental Sports & Entertainment

Ted Leonsis is founder, chairman, principal owner and chief executive officer of Monumental Sports & Entertainment (MSE), one of the largest integrated sports and entertainment companies in the country with one of the most diverse

partnership groups in all of sports. MSE owns and operates the NHL's 2018 Stanley Cup Champion Washington Capitals, the NBA's Washington Wizards, the 2019 WNBA Champion Washington Mystics, the NBA G League's Capital City Go-Go, the 2020 & 2021 NBA 2K League Champion Wizards District Gaming, and Capital One Arena in downtown Washington, D.C. The partnership operates MedStar Capitals Iceplex, the Washington Capitals' training facility and front office headquarters, and George Mason University's EagleBank Arena. MSE is also co-owner of aXiomatic, which has controlling interest in global esports franchise Team Liquid. Mr. Leonsis is co-executive chairman of aXiomatic.

In September 2022, MSE acquired full ownership of NBC Sports Washington from Comcast and NBCUniversal and now holds the exclusive local television media rights to Capitals' and Wizards' games. The fully-integrated and rebranded network, Monumental Sports Network, has launched ahead of the 2023-24 sports season, including extensive renovations to a new, state-of-the-art production and broadcasting space to deliver seamless experiences on linear and digital platforms for fans. Under the terms of the agreement, MSE also acquired the remaining interest in a first-of-its-kind regional sports network for digital, mobile and over-the-top platforms that launched in 2016. That digital platform joins Caps Radio, Wizards Radio, MSE Outdoor and Monumental Productions for a full suite of six media enterprises.

As part of a joint venture with the DC Mayor's Office and Events DC, MSE unveiled the Entertainment & Sports Arena, a brand-new sports and entertainment facility in Southeast D.C. on the St. Elizabeths East campus, which opened in the Fall of 2018. This 4,200-seat venue and basketball facility includes a practice facility for the Wizards and serves as the Mystics' and Go-Go's home court. The arena is part of the St. Elizabeths East Campus redevelopment and has generated a significant expansion of arts, cultural, entertainment and civic programming. This project catalyzed investment and new opportunities in Ward 8 and created a destination for residents and visitors.

Mr. Leonsis serves on the Board of Governors for the NBA and NHL as well as on the Executive Committee of the NHL. He is also chairman of the NBA Media Committee.

#### Revolution Growth and Venture Capital Investor

Mr. Leonsis is a co-founder and partner at Revolution Growth, a venture capital fund investing in growth-stage companies around the country that are disrupting multi-billion-dollar industries. The fund selectively invests an initial \$25-50 million per deal in some of the economy's largest sectors including sports, media, entertainment, healthcare, fintech, proptech, and ecommerce. Investments include companies such as aXiomatic, Sportradar, DraftKings, Bedrock Manufacturing (parent company of Shinola and Filson), Optoro, Tempus, Tala, Cava and sweetgreen. He also serves on the boards of several public companies, American Express and Groupon.

He also has made early-stage investments and owned equity in numerous companies, including AOL, Google, Revolution Money, AddThis, Preview Travel (Travelocity), Inside.com, MobilePosse, ObjectVideo, Vox Media, Zedge, I-Village, Proxicom, Cricket Media, MediaBank, Two Harbors, Algentis, Social Radar and Forbes' Travel Guide.

#### Filmmaker and Digital Entrepreneur

Mr. Leonsis created and produced the award-winning film "Nanking." The film premiered at the 2007 Sundance Film Festival and was awarded the Documentary Editors Award. The film went on to win a Peabody Award and an Emmy Award. The film was distributed theatrically, appeared on HBO and is one of the most viewed documentaries of all time because of its wide distribution in theater and on television throughout China. Mr. Leonsis also produced the documentary film "Kicking It," which premiered at the 2008 Sundance Film Festival and aired on ESPN. He then produced "A Fighting Chance," which aired on ESPN in 2010. In 2013 he produced "Lost for Life," a documentary that explores juvenile offenders who have been sentenced to life without parole. "Lost for Life" was broadcast in 58 countries in 2014 and garnered both critical acclaim and ratings success. Most recently he produced the documentary "We the People: The Market Basket Effect," which aired on Pivot and iTunes and was released theatrically.

Mr. Leonsis is also executive producer of the documentary film, "Willie," along with MSE partners Sheila Johnson and Earl Stafford. "Willie" is the story of Willie O'Ree, who in 1958 became the first black player in the National Hockey League.

Mr. Leonsis is founder and chairman of ViewLift, a full-service content distribution platform for the web, OTT and mobile, which empowers media companies, sports leagues and teams, education providers and others to monetize their content through native branded apps on every major digital device. ViewLift offers a complete end-to-end solution for creating, launching and monetizing video applications across 28 device platforms, including mobile, over-the-top, connected TV and game consoles. Mr. Leonsis was also the founder, chairman and largest shareholder in SnagFilms, which had more than 5,000 movies, TV show episodes, documentaries and original comedy shorts in its free, online digital library.

#### Philanthropy

Through the Leonsis Foundation, his sports teams, the Monumental Sports & Entertainment Foundation, and his family's personal giving, Mr. Leonsis supports hundreds of charities each year. In 2015 Mr. Leonsis

was named chairman of the board of DC-CAP (District of Columbia College Access Program), which is dedicated to encouraging and enabling DC public high school students to enroll in and graduate from college. Thousands of students have achieved collegiate success because of the tens of millions of dollars awarded by DC-CAP, many of who were first in their family to attend college.

Other highlighted charities and causes include Best Buddies, DC Central Kitchen, Georgetown Entrepreneurship Initiative, The Georgetown Venture Lab and annual Bark Tank competition in partnership with the McDonough School of Business, See Forever Foundation, Venture Philanthropy Partners, Street Soccer USA, YouthAIDS, GlobalGiving.org, College Success Foundation - District of Columbia, Potomac School, Georgetown University, Children's Hospital, Potomac Valley Amateur Hockey Association, Salvation Army Angel Tree, Alliance for Lupus Research, Serve DC, Fort Dupont Ice Arena and Ice Hockey Club, USO of Metropolitan Washington, Capital Area Food Bank, Flashes of Hope, Inova Health System Foundation, UNICEF, obesity prevention and numerous local schools and cancer research and awareness programs.

As the former vice chairman of Washington 2024, Mr. Leonsis assumed a leading role in guiding the region's bid for the 2024 Summer Olympic and Paralympic Games. In June 2014, the United States Olympic Committee identified Washington and three other cities as potential locations.

Mr. Leonsis also co-founded and chairs the Greater Washington Partnership, which played a critical role in organizing the region's bid process for Amazon's HQ2. The bid was successful, which was built on cooperation between Washington, Maryland and Virginia, and offers a great blueprint for tackling economic challenges for everything from housing to transportation to workforce development.

Thanks to a \$1.5 million gift from the Leonsis family, the legacy of Georgetown entrepreneurship continues with the launch of the Georgetown Venture Lab. The lab provides a collaborative space for the university and its network of alumni entrepreneurs to catalyze startups and initiatives. The Georgetown Venture Lab extends the Leonsis family's leadership role in supporting the university's entrepreneurial community. In 2016, they launched the Leonsis Family Entrepreneurship Prize to honor and financially assist students and recent alumni who kickstart social impact ventures and initiatives.

#### AOL

During his 14-year career at AOL, Mr. Leonsis served as president of America Online Services Company, president of AOL Studios, president of AOL Web Properties, vice chairman and president of AOL Core Services, vice chairman and president of AOL Audience Business and vice chairman emeritus. The company recorded its greatest levels of innovation and growth under his leadership, and in May 2010 AOL named a central office tower The Leonsis Creative Center in his honor. Mr. Leonsis retired from active management of AOL in 2006.

#### Author

Mr. Leonsis has authored numerous books, including "Blue Magic: The People, Power and Politics Behind the IBM PC" and "The Business of Happiness: 6 Secrets to Extraordinary Success in Work and Life."

#### Leonsis Facts

- Previously served a 12-year term on the board of directors at Georgetown University
- Coined term "filmanthropy" to signify films that shine a light on important topics and activate charitable giving (2006)
- Created a 101-item life-list following an early 1980s reckoning and has checked off nearly 90 of the 101 things to do
- Founded the first new media company: Redgate Communications in 1986
- Coined the phrase "New Rules - New Media" in 1987
- Co-invented successful board game "Only in New York" (1983)
- Founded six personal computer magazines between 1981 and 1988
- Served as mayor of Orchid, Fla. (1990-94)

#### Awards and Honors

- Emmy Award
- Peabody Award
- Sports Business Journal 50 Most Influential People in Sports Business
- Washington Business Man of the Year
- Washington CEO of the Year
- Washingtonian of the Year
- Georgetown University John Carroll Award
- United States Sports Academy Theodore Roosevelt Meritorious Achievement Award
- Greater Washington Urban League Unsung Philanthropist Award
- TAPS Engaged Philanthropist Award
- Tech Council of Maryland Lifetime Achievement Award
- Northern Virginia Technology Council Hall of Fame Award
- Top 10 Creative Executives in America
- Top 20 Most Powerful People in Sports
- Lowell (Mass.) High School Alumni Hall of Fame
- Honorary Degrees: Emerson College, LaSalle College, Simmons College and University of Massachusetts, Doctor of Humane Letters, Honoris Causa, American University



## Dick Patrick

**Vice Chairman and Partner Monumental Sports & Entertainment;  
and Chairman, Washington Capitals**

Dick Patrick has been part of the Washington Capitals organization since 1982 and was one of Ted Leonsis's original partners when Monumental Sports & Entertainment was formed in June 2010. Mr. Patrick is Chairman of the Capitals and Vice Chairman of Monumental Sports & Entertainment. For the first five years of MSE's existence, Mr. Patrick also assumed initial responsibility as Chief Operating Officer and was involved in all facets of operating three professional sports franchises – the Capitals, Washington Wizards and the Washington Mystics – and Capital One Arena.

For four generations the family name of Patrick has been synonymous with the sport of hockey and the National Hockey League. Mr. Patrick's grandfather, Lester Patrick, was the longtime coach and general manager of the New York Rangers. In his honor, the Lester Patrick Trophy is awarded annually for "outstanding service to hockey in the United States." It was Lester who instilled in his family the desire to remain active in the advancement of the sport of hockey and the National Hockey League. Mr. Patrick's father, Muzz, and uncle, Lynn, both played on the 1940 New York Rangers team that captured the Stanley Cup. In October 2012, Dick Patrick was awarded the Lester Patrick Trophy for his contributions to hockey in the United States. Mr. Patrick and his son, Chris, who is the Capitals associate general manager, became the sixth and seventh members of the Patrick family to win the Stanley Cup in 2018, a tradition that goes back 100 years in their legendary family.

Mr. Patrick's cousin, Craig Patrick, played for the Capitals from 1977-79. He won two Stanley Cups as general manager of the Pittsburgh Penguins and was enshrined in the Hockey Hall of Fame in November 2001 in the "builder" category.

Before Mr. Patrick's arrival, the Capitals had never advanced to postseason play. In his 40 seasons with the club, Washington has qualified for the playoffs 32 times – including the team's Stanley Cup championship in 2018, the run to the Stanley Cup Final in 1998 and three Presidents' Trophy-winning teams (2009-10, 2015-16, 2016-17). Since the 1982-83 season, the Capitals have compiled a record of 1,616-1,155-201-185 (.573 point percentage) and have recorded the second-most wins in the NHL in that span.

During the 2010s, the Capitals (465-232-0-90) recorded the most wins of any team and only trailed the Montreal Canadiens of the 1970s (501-160-130-0) and the Boston Bruins of the 1970s (487-190-111-0) as the winningest franchise of any decade. Additionally, with a .648 point percentage, the Capitals only trailed the 1970 Canadiens and Bruins (Montreal: .712; Boston: .689) and the 2000s Detroit Red Wings (.682) for the highest point percentage in a single decade.

Born in 1946 in Victoria, B.C., Mr. Patrick grew up in the United States. He earned his undergraduate degree from Dartmouth College and a law degree from the Washington College of Law at American University. While raising children who have skated within local youth hockey programs, he has been instrumental in increasing the Capitals' involvement in youth programs throughout the area.





## Brian MacLellan

### President of Hockey Operations & General Manager

Brian MacLellan is entering his 10th season as general manager and first as president of hockey operations and general manager of the Capitals. MacLellan, 64, was named the sixth general manager in the franchise's history on May 26, 2014, and is entering his 23rd season with Washington after previously serving as the team's assistant general manager, director of player personnel and as a professional scout.

Since appointing MacLellan as general manager, the Capitals have compiled a record of 409-213-77 (.640 point percentage) and have recorded the third-most wins in the NHL in that span. Among general managers in NHL history with at least 500 games, MacLellan ranks third in point percentage, trailing only Sam Pollock (Montréal Canadiens, 1964-1978: .685 P%) and Don Sweeney (Boston Bruins, 2014-present: .666 P%).

During MacLellan's tenure, the Capitals have won a Stanley Cup, two Presidents' Trophies, and a franchise-record five consecutive Metropolitan Division titles from 2014-15 to 2019-20. With MacLellan at the helm, the Capitals won their first Stanley Cup in 2018. Of the 19 players to take the ice during the Cup-clinching win in Game 5, eight players were either signed, traded for, or drafted by MacLellan, including three of the four players that scored in the game (Jakub Vrana, Devante Smith-Pelly and Lars Eller). The Capitals tied an NHL record with 10 road wins during the run and joined the 1991 Pittsburgh Penguins as the only teams to win the Stanley Cup despite trailing in all four series.

In the 2016-17 season, the Capitals won their second consecutive Presidents' Trophy, marking the seventh time in NHL history that a team has won the Presidents' Trophy in consecutive seasons. Washington posted a 55-19-8 record, marking the second-most wins and third-most points (118) in a season in franchise history. The Capitals recorded 55 wins in two straight seasons (2015-16: 56, 2016-17: 55), joining the Montreal Canadiens (1975-78) as the only teams in NHL history to win 55 or more games in consecutive seasons. Washington also earned 238 points in the prior two seasons, marking the most points in two straight seasons since Montreal recorded 244 points from 1977-79.

In the 2015-16 season, Washington led the NHL with a record of 56-18-8 (120 points) and captured its second Presidents' Trophy in franchise history (2009-10). The Capitals set franchise records in wins and road wins (27), and MacLellan was named a finalist for the 2015-16 NHL General Manager of the Year Award.

In his first season, Washington posted a record of 45-26-11 (101 points), reaching the 100-point mark for the eighth time in team history and the first since the 2010-11 season.

As assistant general manager and director of player personnel, MacLellan oversaw the club's professional scouting staff and worked closely with the team's American Hockey League affiliate, the Hershey Bears, who won the Calder Cup in 2006, 2009 and 2010. MacLellan, who served as a pro scout for the Capitals from 2000-03 prior to his promotion to director of player personnel, assisted and advised the general manager in all player-related matters.


MacLellan, who won a Stanley Cup with the Calgary Flames in 1989, recorded 413 points (172 goals, 241 assists) in 606 games during his 10-year NHL career with the Los Angeles Kings, New York Rangers, Minnesota North Stars, Calgary Flames and Detroit Red Wings. MacLellan also won a silver medal with Team Canada at the 1985 World Championship in Prague.

The Guelph, Ont., native played hockey at Bowling Green State University from 1978-82, registering 143 points (64g, 79a) in 160 games. MacLellan's 345 career penalty minutes rank sixth in school history. The 6'3" forward earned 63 points his freshman year, marking the second most points by a freshman in school history. MacLellan moved to defense in his junior season and was named an All-American defenseman and First-Team All-CCHA in 1982. MacLellan served as co-captain for the Falcons from 1980-82. He was elected to the Bowling Green Athletic Hall of Fame in 1987.

MacLellan graduated with a Bachelor of Science in business administration from Bowling Green and earned his MBA in finance from the University of St. Thomas in 1995. He went on to work for an investment consulting firm in Minneapolis before joining the Capitals as a pro scout.



The Capitals have a record of 409-213-77 (.640 point percentage) in nine seasons with Brian MacLellan as general manager.



MacLellan hoists the Stanley Cup following the Capitals' Game 5 win in Las Vegas.



MacLellan presents Nicklas Backstrom with a silver stick for playing in his 1,000th career game against the Buffalo Sabres at Capital One Arena on April 15, 2021.



## Chris Patrick

### Associate General Manager

Chris Patrick is entering his 16th season with the Washington Capitals and first as associate general manager. During his tenure as assistant general manager, player personnel, Patrick worked closely with general manager Brian MacLellan regarding all hockey-related matters. In his previous role, Patrick also oversaw the club's professional scouting staff and worked closely with the Hershey Bears, the Capitals AHL affiliate, who captured the 2023 Calder Cup championship. As associate general manager, Patrick will maintain his prior responsibilities as well as oversee the team's analytics department, player contract negotiations, hockey operations staff, player personnel and budget and team scheduling issues.

Patrick joined the Capitals in 2008-09 in a player development and scouting role, assisting the hockey operations department with scouting drafted players at the collegiate and junior levels. During the 2010-11 season, Patrick was promoted to pro scout, a title he held until 2014-15 when he was promoted to the director of player personnel.

Patrick graduated from Princeton University with a degree in politics and economics in 1998 and earned a Master of Business Administration at the Darden School of Business at the University of Virginia in 2006. Prior to joining the Capitals, Patrick worked in investment banking and private equity for Deutsche Bank, Grotech Capital Group and Constellation Energy Commodities Group for eight years.

Patrick grew up playing hockey in the Washington, D.C., area in the Capital Beltway Hockey League and for the Little Caps. Patrick attended and played hockey at the Kent School in Connecticut before playing four seasons at Princeton University, winning the ECAC Championship in 1998. Patrick was selected by the Capitals in the eighth round (197th overall) in the 1994 NHL Draft.

Patrick and his father, Capitals team president Dick Patrick, became the sixth and seventh family members of the Patrick family to win the Stanley Cup in 2018. Patrick and his wife, Kelley, reside in Millersville, Md, with their four daughters: Emma, Allie, Ashley and Annie.



## Ross Mahoney

### Assistant General Manager

Ross Mahoney is entering his 10th season as assistant general manager with Washington. Mahoney served as the Capitals' director of amateur scouting for the prior 16 seasons. As assistant general manager, Mahoney is responsible for the NHL Entry Draft, the club's developmental programs, evaluations of opposing teams' prospects and oversees the organization's amateur scouting staff. In Game 5 of the 2018 Stanley Cup Final, 12 players that were drafted during Mahoney's tenure were in the lineup.

Prior to joining the Capitals, Mahoney was a scout with the Buffalo Sabres and Vancouver Canucks. He has coaching experience with the University of Regina, the Western Hockey League's Regina Pats and at the international level. He twice coached Team Western in the World Under-17 Challenge. In 1995, he coached Team Saskatchewan to the gold medal at the Canadian Winter Games.

Mahoney earned a degree in education from the University of Regina, where he played hockey for the Cougars. After graduating, he spent 17 years as a teacher.

Mahoney played junior hockey for the Tier II Regina Pat Blues and the Regina Pats in the WHL. He also played four years at the University of Regina, helping lead his team to two national finals. Mahoney was inducted as a player in the Saskatchewan Baseball Hall of Fame in 1997 and in the Saskatchewan Sports Hall of Fame in 1999.

Mahoney and his wife, Traci, reside in Regina, Saskatchewan. He has a son, Michael, and a daughter, Catie.



## Don Fishman

### Assistant General Manager, Director of Legal Affairs

Don Fishman is entering his 19th season with the Washington Capitals and 17th as assistant general manager and director of legal affairs. Fishman leads the club's salary cap and contract decisions as well as advises the team president on policy and strategic decisions and real estate matters. Fishman regularly represents the club in speaking to season ticket members, sponsors and other club stakeholders. He handles player contract negotiations, player contract research and analysis, the club's day-to-day salary cap position, team salary cap strategic planning, the salary arbitration process, NHL and team salary cap analysis, and interpretation of NHL/NHLPA Collective Bargaining Agreement (CBA) issues. Fishman also assists the club's general manager with the day-to-day operations of the Capitals hockey operations department such as roster issues, player movement, preseason and regular season scheduling, budgeting, and training camp planning.

Fishman, who spent two seasons as director of legal affairs and hockey administration before his appointment to assistant general manager, also helped lead the organization's efforts on

a number of other special projects, including attracting two World Cup of Hockey exhibition games to Washington in 2016, bringing the United States Men's Olympic Hockey Team Orientation Camp to the Capitals' training facility in 2013, and bringing American Hockey League hockey games to Washington in 2012 and 2014. Fishman was also involved with the planning for the Capitals' four outdoor games, which have been played at a baseball stadium as well as pro and college football stadiums. Finally, Fishman serves as legal counsel for the Capitals organization generally.

Prior to joining the Capitals, Fishman served as general counsel of two Washington, D.C. city government agencies. In his role with District government, he worked as part of the local host committee that successfully bid for the NCAA Men's Hockey Frozen Four, held in Washington, D.C. in 2009. Fishman also worked as a corporate and communications lawyer in Washington and Los Angeles with Latham & Watkins and Ervin, Cohen & Jessup. Fishman, a native Washingtonian, graduated with an economics degree from Harvard College, where he also served as the radio voice of Harvard Hockey, and a law degree from UCLA School of Law. In fall 2023, Fishman is being inducted into the Greater Washington Jewish Sports Hall of Fame.



## Spencer Carbery

### Head Coach

Spencer Carbery was named the 20th head coach of the Washington Capitals on May 30, 2023.

Carbery, 41, returns to the organization after spending the last two seasons as an assistant coach with the Toronto Maple Leafs. With Toronto, Carbery was responsible for the team's power play and oversaw the team's forwards. In his first season with the club in 2021-22, the Maple Leafs ranked first in the NHL in power play percentage (27.3), a 7.3-percent improvement from the previous season. Over two full seasons, Toronto converted on 26.6 percent of their power-play opportunities, the second-highest rate in the League during that span. In addition, Maple Leafs forwards ranked fourth in the NHL in goals (251) and points (589) during the 2022-23 season and second in goals (277) and third in points (652) in 2021-22.

Prior to joining Toronto, Carbery served as head coach of Washington's American Hockey League (AHL) affiliate the Hershey Bears for three seasons from 2018 to 2021. Under Carbery, Hershey posted a combined record of 104-50-9-8 (.658 point percentage), including an AHL-best 24-7-2-0 record (.758 point percentage) in his final season behind the Bears' bench in 2020-21. Carbery received the Louis A.R. Pieri Memorial Award as the AHL's outstanding coach for the 2020-21 season, becoming the fifth coach in Hershey franchise history to win the award. During his three-year tenure with Hershey, Carbery coached and aided in the development of several players that appeared in games with the Capitals during the 2022-23 season, including Martin Fehervary, Aliaksei Protas, Connor McMichael, Alex Alexeyev, Beck Malenstyn, Lucas Johansen and Joe Snively.

The Victoria, British Columbia native spent five seasons as head coach and director of hockey operations for the South Carolina Stingrays from 2011 to 2016, with the Stingrays serving as the Capitals' ECHL affiliate in Carbery's final two seasons in South Carolina. Carbery compiled a record of 207-115-38, leading the Stingrays to the Kelly Cup Playoffs in each of his five seasons. In total, Carbery guided South Carolina to two division titles, two Eastern Conference Finals appearances and a Kelly Cup Finals appearance in 2015. In 2013-14, Carbery won the John Brophy Coach of The Year Award after leading the Stingrays to their first division title since 2000-01. Carbery is one of four coaches to ever win coach of the year awards at both the AHL and ECHL levels.

In addition to his time with the Maple Leafs, Bears and Stingrays, Carbery served as head coach of the Saginaw Spirit of the Ontario Hockey League (OHL) in 2016-17 and was an assistant coach with the AHL's Providence Bruins in 2017-18.

Carbery, whose coaching career began in 2010-11 as an assistant coach with South Carolina, played parts of two seasons with the Stingrays and helped the team capture the Kelly Cup in 2009. That same season, Carbery was honored as the Stingrays' inaugural Jerry Zucker Community Service Award winner for his work in the Lowcountry community. Carbery, a forward, played 181 games over three ECHL seasons with Bakersfield, Stockton, Fresno and South Carolina and 63 games in the CHL with Tulsa. Carbery graduated from St. Norbert College, where he played for three seasons after playing one season at the University of Alaska Anchorage. Carbery and his wife, Casey, have two children, Hudson and Vivian.



Carbery, the youngest head coach in the NHL at 41, returned to the organization after spending the last two seasons as an assistant coach with the Toronto Maple Leafs



Carbery was named the 20th head coach in franchise history on May 30, 2023.



Carbery served as head coach of Washington's AHL affiliate, the Hershey Bears, for three seasons from 2018 to 2021, guiding the club to a combined record of 104-50-9-8 (.658 point percentage).



## Scott Allen

### Assistant Coach

Allen, 57, is entering his second season as an assistant coach with the Capitals. Prior to joining Washington, Allen spent three seasons with the Hershey Bears of the American Hockey League (AHL). Allen is responsible for the Capitals' penalty kill, which allowed the sixth-fewest power-play goals against (41) in the NHL during the 2022-23 season.

With Hershey, Allen served as an assistant coach for two seasons before being named the Bears' head coach ahead of the 2021-22 season. Under Allen, Hershey finished with a record of 34-32-6-4, clinching a Calder Cup Playoff berth, and ranked tied for 11th in the AHL in goals against (209).

The New Bedford, Massachusetts native has coached professionally for more than 25 seasons, including assistant positions with the New York Islanders (2009-12), the Florida Panthers (2016-17) and the Arizona Coyotes (2017-19). With Arizona, Allen worked with the Coyotes' defensemen and penalty kill. During the 2018-19 season, Arizona ranked tied for first in the NHL in penalty kill percentage (85.0) and tied for fifth in goals against per game (2.68). In Allen's one season with Florida, the Panthers finished with the second-best penalty kill percentage in the NHL (85.3). Additionally, Allen has coached in the AHL for 14 seasons.

Allen played professionally for 10 seasons in the All-American Hockey League, Atlantic Coast Hockey League, Colonial Hockey League, Central Hockey League and ECHL. Allen, a forward, won back-to-back Kelly Cups with the Carolina Thunderbirds in 1989 and the Greensboro Monarchs in 1990.

Allen and his wife, Traci, have two daughters: Mackenzie and Camryn.



## Mitch Love

### Assistant Coach

Love, 39, joins Washington after spending the previous two seasons as the head coach of the Calgary Flames' AHL affiliate, the Calgary Wranglers (2022-23) and Stockton Heat (2021-22). Love will primarily work with the Capitals' defensemen.

Love, who guided Calgary to an AHL-best 51-17-3-1 record in 2022-23, received the Louis A.R. Pieri Memorial Award as the AHL's outstanding coach for the second-consecutive season. Love became just the third coach in AHL history to win back-to-back Pieri Awards and the first to do so in his first two seasons in the league.

Under Love last season, Calgary ranked first in the AHL in goals against per game (2.42) and penalty kill percentage (85.1%) and fourth in goals for per game (3.56). In 2021-22, Stockton ranked third in the AHL in goals against per game (2.72) and finished with the league's second-best record. In two seasons as head coach, Love compiled a record of 96-33-8-3 and won two Pacific Division titles.

Prior to joining the Flames organization, Love was head coach of the Saskatoon Blades of the Western Hockey League (WHL) from 2018-21, where he posted a record of 95-44-12-4 over three seasons. The Quesnel, British Columbia native also served as an assistant coach with the Everett Silvertips of the WHL for seven seasons from 2011-18.

Internationally, Love was an assistant coach on Canada's gold-medal winning team at the 2020 IIHF World Junior Championship and served in the same role at the 2021 tournament, earning a silver medal. Love coached Capitals forward Connor McMichael at both tournaments. Love also earned a gold medal as an assistant coach for Canada at the 2018 Hlinka Gretzky Cup.

Love played professionally for six seasons, including five years in the AHL, where he recorded 27 points (6g, 21a) and 808 penalty minutes in 278 career games.



## Kirk Muller

### Assistant Coach

Muller, 57, joins the Capitals after spending the previous two seasons as an associate coach with the Calgary Flames. Muller is responsible for the Capitals' power play and forwards.

The Kingston, Ontario native brings 17 years of NHL coaching experience to Washington, which includes two stints with the Montreal Canadiens as an assistant coach (2006-11) and as an associate coach (2016-21) and two seasons with the St. Louis Blues as an assistant coach (2014-16). Muller also served as head coach of the Carolina Hurricanes (2011-14) and the American Hockey League's (AHL) Milwaukee Admirals (2011). Muller's teams have qualified for the playoffs nine times, including two conference final appearances (Montreal: 2010; St. Louis: 2016), and have ranked in the top 10 in power-play percentage seven times. During Muller's tenure in St. Louis, the Blues owned the NHL's third-

highest power-play percentage (21.9 percent).

Internationally, Muller was an assistant coach for Canada at the 2012 and 2019 IIHF World Championships, earning a silver medal in 2019 along with Capitals forwards Dylan Strome and Anthony Mantha. Prior to joining the coaching ranks, Muller appeared in 1,349 games over 19 NHL seasons with the New Jersey Devils, Montreal, New York Islanders, Toronto Maple Leafs, Florida Panthers and Dallas Stars, recording 959 points (357g, 602a). Muller, the second overall pick in the 1984 NHL Draft, won the Stanley Cup with the Canadiens in 1993.

Muller and his wife, Stacey, have four daughters, Brittney, Kourtney, Bryelle and Kira.



## Kenny McCudden

### Assistant Coach-Skills Coach

McCudden, 61, joins the Capitals after spending the last eight seasons as an assistant coach with the Columbus Blue Jackets. During his eight seasons with Columbus, McCudden worked closely with Blue Jackets players, including Seth Jones, Cam Atkinson, Zach Werenski, Josh Anderson and Oliver Bjorkstrand, who all registered career highs in points during his tenure. In 2016-2017, McCudden was part of Jack Adams Award winner John Tortorella's coaching staff.

A Chicago native, McCudden joined the Blue Jackets in 2015 as a skills coach after spending 16 seasons as the skating and skills coach for the American Hockey League's (AHL) Chicago Wolves. With Chicago, McCudden helped the Wolves advance to the 2005 Calder Cup Finals and capture the Calder Cup championship in 2008.

McCudden has worked with numerous NHL players and prospects as a skills coach and instructed at development camps for the Colorado Avalanche, St. Louis Blues and Atlanta Thrashers. In addition, McCudden served as the skating and skills coach for the United States Women's National Team from 2011-14 and as a scout for the silver medal-winning squad at the 2014 Winter Olympics in Sochi, Russia.



## Scott Murray

### Goaltending Coach

Scott Murray is entering his seventh season as the Capitals' goaltending coach. Prior to joining Washington, Murray spent four seasons with the Hershey Bears of the American Hockey League (AHL).

Over the last six seasons, Capitals goaltenders have combined for 253 wins, the eighth-most wins in the NHL.

During the 2022-23 season, Murray worked with goaltenders Darcy Kuemper and Charlie Lindgren. Kuemper appeared in 57 games for the Capitals in his first season with the team, which tied his single-season career high in games played (2021-22: 57 GP). Among goaltenders with at least 55 starts in 2022-23, Kuemper ranked eighth in the NHL in goals-against average (2.87) and save percentage (.909) and his five shutouts last season were tied for the second most in the NHL (Ilya Sorokin, New York Islanders: 6 SO; Alexandar Georgiev, Colorado Avalanche: 5 SO; Jake Oettinger, Dallas Stars: 5 SO). Lindgren set NHL career highs in games played (31), games started (26) and wins (13) in 2022-23. Lindgren, who posted a 9-1-0 record with a 1.90 goals-against average and a .934 save percentage from Dec. 5 to Dec. 31, was named the NHL's First Star for the week ending Dec. 11 and finished the month tied for first in the NHL in wins.

During the Capitals' 2017-18 Stanley Cup-winning season, Murray helped Braden Holtby set a franchise record for most wins in the postseason and lead all NHL goalies in goals-against average (2.16) during the playoffs.

Murray joined the Capitals organization in 2013 after spending four seasons as the goaltending coach for the Sudbury Wolves of the Ontario Hockey League. Murray, 44, played hockey collegiately at Lake Superior State University. The St. Clements, Ontario, native also played for the San Angelo Saints (Central Hockey League) and Motor City Mechanics (United Hockey League) during his professional career.

Murray and his wife Renee have three children, a son Tylar, and two daughters, Ella and Liv.



## Brett Leonhardt

### Assistant Coach - Video

Brett Leonhardt is entering his 12th season as the Capitals' video coach and sixth as an assistant coach. Leonhardt's responsibilities include developing and delivering game plan meetings and pre-scouting opponents at five-on-five play.

Leonhardt spent two seasons in the NHL office in Toronto as their video manager for hockey operations beginning in 2011. In his role, he was responsible for breaking down and handling all video for rule changes, video reviews, officiating issues and more.

Prior to his time with the NHL, Leonhardt received a Bachelor of Arts in communications and media arts at Neumann University and was a recipient of the John A. Phillips Scholar-Athlete Award as well as the John Facenda Award for excellence in communication arts. He played hockey collegiately at both Neumann University and Oswego State University after spending three seasons playing for the Cambridge Winterhawks and Kitchener Dutchmen of the GOJHL.

Leonhardt was born in Kitchener, Ont. He and his wife Logan, reside in Ashburn, Va., with their twin boys, Beckham and Lennox.



## Emily Engel-Natzke

### Video Coach

Emily Engel-Natzke is entering her second season with the Capitals. Engel-Natzke, 32, previously served as video coach for Washington's AHL affiliate the Hershey Bears during the 2020-21 and 2021-22 seasons.

With Hershey, Engel-Natzke was responsible for producing opponent pre-scouts and coaching reports, as well as in-game and postgame video breakdowns.

The Fort Collins, Colorado native previously worked with the University of Wisconsin's men's and women's hockey teams as video coordinator from 2015-2017 and as assistant director of operations/video coordinator with the men's team from 2017-2020.

In addition, Engel-Natzke has worked with USA Hockey as a video coach for the U18 and Senior Women's National Teams. Engel-Natzke was part of the gold-medal winning staffs for the U18 team at the 2018 Women's World Championship in Dmitrov, Russia, and for the Senior Women's team at the 2019 World Championship in Espoo, Finland.

Engel-Natzke and her wife, Spencer, reside in Vienna with their dog, Hat Trick, and three cats, Sophia, Juusto and Lucy.



## Jason Serbus

### Director of Sports Medicine and Head Athletic Trainer

Jason Serbus is entering his seventh season as head athletic trainer and second as director of sports medicine with the Washington Capitals where he oversees all aspects of the team's medical operations. On Jan. 7, 2019 against Detroit, Serbus took part in his 1,500th career professional game.

Prior to joining Washington, Serbus was the head athletic trainer with the Arizona Coyotes for nine seasons. Serbus worked as an athletic trainer for the U.S. Men's National Team for the third time in 2017 at the IIHF World Championships in Germany after being with the Men's National Team during the 2016 World Championships in Russia and 2009 in Switzerland. Serbus also has served as the athletic trainer for the USA Hockey U-17 team on four occasions. Additionally, he worked three seasons as the assistant athletic trainer with the Tampa Bay Lightning and four seasons with their ECHL affiliate Pensacola Ice Pilots, earning "Athletic Trainer of the Year for Professional Sports" honors by the Athletic Trainers' Association of Florida in 2003.

A native of Bird Island, Minnesota, Serbus has worked with Eisbären Berlin of the DEL, the University of Wisconsin-River Falls, the Central Texas Stampede of the Western Professional Hockey League and at NovaCare Rehabilitation. A member of the National Athletic Trainers' Association, Virginia Athletic Trainers' Association, and the Professional Hockey Athletic Trainers Society, he earned his Bachelor of Science degree in Biology from the University of Wisconsin-River Falls and a Master of Arts degree in Exercise Physiology from the University of Northern Colorado.

Serbus resides in Falls Church, Va., with his wife, Paula, and son, Garrett.



## Steve Ruhmel

### Assistant Athletic Trainer

Steve Ruhmel is entering his fourth season as assistant athletic trainer with the Washington Capitals.

Ruhmel joined the Capitals in 2020-21 after spending the previous four seasons as an assistant athletic trainer with the New Jersey Devils. Prior to joining the Devils, Ruhmel spent two seasons with the Florida Panthers' American Hockey League (AHL) affiliates, the San Antonio Rampage (2014-15) and the Portland Pirates (2015-16), as the team's head athletic trainer. Additionally, Ruhmel worked for two years as the head athletic trainer with the Florida Everblades in the

East Coast Hockey League (ECHL) from 2012-14 and as a graduate assistant athletic trainer with the mens' and womens' hockey program at Elmira College. Ruhmel is a licensed athletic trainer and massage therapist.

The Land O' Lakes, Fla., native completed his undergraduate studies at the University of South Florida, earning a degree in athletic training and received his master's degree in education with a certificate in health services management from Elmira College. He currently resides in Falls Church, Va., with his wife, Stephanie, his daughter, Riley and son, Beckett.



## Murphy Luatua

### Assistant Athletic Trainer

Murphy Luatua joined Washington in 2020-21 and is entering his fourth season as the team's assistant athletic trainer after spending the previous two seasons as the head athletic trainer for the Hershey Bears in the American Hockey League (AHL).

Luatua first worked with Hershey with Pivot Physical Therapy where he served as a Certified Athletic Trainer starting in 2014. Working with former Capitals head athletic trainer Greg Smith at Pivot, Luatua would travel to assist with Bears practices and games before joining the team full-time.

Also at Pivot, Luatua served as head athletic trainer of Westminster High School. From 2012-14, Luatua worked at McDaniel College as a graduate assistant athletic trainer. He received his master's degree from McDaniel College in 2014, and attended Bridgewater College for his bachelor of science in athletic training.

Luatua and his wife Megan have two children, daughter, Amelia and son, Murphy.



## Zach Bryne

### Massage Therapist

Zach Bryne is entering his fourth season as the team's massage therapist. Prior to joining the Capitals, Bryne worked as the massage therapist for the AHL's Syracuse Crunch for one season.

Bryne obtained his massage certification at Lauterstein-Conway Massage School in Austin, Texas. He has a certification in sports manual therapy and advanced deep tissue. Bryne worked with the AHL's Texas Stars from 2012 to 2014 and won a Calder Cup during the 2013-14 season.

Originally from Philadelphia, Bryne resides in Arlington, Va.



## Zack Leddon

### Head Strength and Conditioning Coach

Zack Leddon is entering his first season as head strength coach after serving as the team's assistant strength and conditioning coach for the past five seasons.

Leddon is responsible for the strength and conditioning of all Capitals players, which includes both in season and off-season workouts, on-ice conditioning, and injury rehab. Working closely with assistant strength and conditioning coach Mike Wagner, nutritionist Sue Saunders and regeneration Dr. David LeMay, Leddon oversees the on-ice monitoring of players' conditioning, nutritional strategies, and supplement program.

In addition, Leddon works closely with Kurtis Freter, Hershey Bears head strength & conditioning coach, in the development of the Capitals prospects in Hershey and drafted players in North America and overseas.

Leddon graduated with a bachelor's degree in exercise science from the University of North Carolina Wilmington in 2014 and received a master's degree in strength and conditioning from George Washington University in 2017.

A native of Whitsett, N.C., Leddon currently resides in North Springfield, Va. with his wife Anna and his dog Millie.



## Mike Wagner

### Assistant Strength and Conditioning Coach

Mike Wagner is entering his first season as assistant strength and conditioning coach with the Washington Capitals after spending the past seven seasons as the strength and conditioning coach for Washington's AHL affiliate, the Hershey Bears.

A Hershey native, Wagner has worked with the University of Maryland, Millersville University and Villanova University. Wagner has a master's degree in exercise science and health promotion with a concentration in injury prevention and performance enhancement. Wagner and his wife Katrina have two children, son Reid and daughter Katerina.



## Brock Myles

### Head Equipment Manager

Brock Myles is entering his 18th season as head equipment manager with the Washington Capitals. Myles joined the Capitals after spending eight seasons in the American Hockey League (AHL), where he served as the head equipment manager for both the Portland Pirates (2001-06) and the Louisville Panthers (1999-01). Prior to his stint in the AHL, Myles worked as the head equipment manager for the Port Huron Border Cats and the Detroit Falcons of the United Hockey League (UHL).

Myles received his degree in sports administration from Durham College in Oshawa and Sports Equipment and Business from Humber College in Toronto. Myles, a native of Chesley, Ont., became a United States citizen in July 2013. He resides in Alexandria, Va., with his wife Shannon, and their two children. Myles enjoys golf and traveling and is a member of the Society of Professional Hockey Equipment Managers (SPHEM).



## Craig Leydig

### Equipment Assistant

Craig Leydig enters his 34th season with the Washington Capitals equipment staff.

During his tenure with the Capitals, Leydig received numerous professional honors. Leydig oversaw the locker room operations in the 2009 NCAA Frozen Four Tournament in Washington, D.C. and represented the team in the 1999 NHL All-Star Game in Tampa Bay, Florida and the 2018 NHL All-Star Game in Tampa Bay, Florida. A veteran of over 2,500 games, Leydig joined the Capitals from the New York Islanders, where he served one season as the assistant athletic trainer.

A native of Washington, D.C., Leydig, who is certified in Advanced First Aid and CPR, attended Prince George's Community College in Maryland. He and his wife, Mary, live in Annapolis with their children: Cameron, Luke, Brooke, Andrew and Caroline.




## Dave Marin

### Equipment Assistant

Dave Marin returns for his 16th year with the Washington Capitals and 13th season as an equipment assistant.

Marin splits his duties between assisting the Capitals equipment staff with the day-to-day equipment and locker room maintenance, and serving as the visiting dressing room manager. Marin manages the visiting team equipment upon arrival and assists the visiting team's equipment staff with all of their needs while in town.

A native of Alexandria, Va., Marin spent two years as assistant equipment manager with the Columbia Inferno of the ECHL and is a graduate of the University of South Carolina. He and his wife, Rachel, and his daughters, Brynn and Bailey, reside in Falls Church, Va.



## Cameron Parker

### Equipment Assistant

Cameron Parker is entering his fourth season with the Capitals after spending the previous four seasons with the South Carolina Stingrays in the ECHL.

Prior to his time in South Carolina, Parker worked as an assistant equipment manager with the Springfield Falcons in the American Hockey League (AHL) in 2015-16.

Parker additionally spent time as an Assistant Equipment Manager at the College of Holy Cross from 2013-2015, overseeing operations for the men's and women's hockey team in addition to other sports. A 2012 graduate of Southern New Hampshire University, Parker also served as the Equipment Manager for the men's hockey team at his alma mater from 2009-2012. Parker is a member of the Society of Professional Hockey Equipment Members.

A native of Nashua, N.H., Parker and his wife Ali reside in Arlington, Va.

## HOCKEY OPERATIONS STAFF



**Kris Wagner**  
Director of Hockey Operations




**Rob Tillotson**  
Director of Team Services



**Tim Barnes**  
Director of Hockey Analytics



**H.T. Lenz**  
Manager of Hockey Analytics



**Jeremy Sinton**  
Manager of Hockey Operations



**Ralph Rice**  
Team Security

## PLAYER DEVELOPMENT



**Steve Richmond**  
Director of Player Development



**Dr. Aimee Kimball**  
Senior Director of Team and  
Organizational Development



**Brooks Orpik**  
Player Development



**Jim Slater**  
Player Development



**Olie Kolzig**  
Player Development

## SCOUTING STAFF



**Danny Brooks**  
Director of  
Player Recruitment



**Jason Fitzsimmons**  
Director Minor League  
Operations



**Brian Sutherby**  
Head Pro Scout



**Rich Alger**  
Amateur Scout



**Steve Bowman**  
Reserve List Scout



**Darrell Baumgartner**  
Amateur Scout



**Matt Bradley**  
Pro Scout



**Alan Haworth**  
Amateur Scout



**Phil Horner**  
Amateur Scout



**Matti Lamberg**  
European Scout



**Evan Marble**  
Amateur Scout



**Martin Pouliot**  
Reserve List Scout



**Karl Stewart**  
Amateur Scout



**A.J. Toews**  
Amateur Scout



**Mats Weiderstal**  
European Scout

Not pictured:  
**Jeremy Browning, Maddie Bishop, Peter Ihnacak,**  
**Ali Laaouan, Bretton Stamler, Daniel Vukovic**  
Scouts



**Hershey Bears**  
AHL Affiliate  
12-Time Calder Cup champions,  
including 2006, '09, '10, '23

550 W. Hersheypark Dr.  
Hershey, PA 17033  
Phone: 717.534.3380  
www.hersheyparks.com  
Home arena: GIANT Center (10,500)

**Affiliation:** 19th year, became  
Washington's primary affiliate on April  
26, 2005  
**Media Relations:** Zack Fisch  
(zsfisch@hersheypa.com)



**Bryan Helmer**  
Vice President of Hockey Operations

Bryan Helmer was named Hershey's Vice President of Hockey Operations in July 2016, moving to the front office after spending time as a player and assistant coach with the Bears during his Hall of Fame career.

After spending two seasons working on Troy Mann's staff as an assistant coach, Helmer was named the Vice President of Hockey Operations following the retirement of General Manager Doug Yingst. Helmer, a native of Sault Ste. Marie, Ontario, oversees the day-to-day operations of the club's hockey department. He works closely with team's coaching staff, as well as the Washington Capitals, Hershey's NHL affiliate, on all decisions involving players and personnel. Under his watch, the Bears claimed their 12th Calder Cup title in franchise history in 2022-23, joining Hockey Hall of Famer Frank Mathers as only the second former Bears player to lead the team to a championship as an executive. Upon the conclusion of the 2022-23 season, Helmer was also named the recipient of the 2023 James C. Hendy Memorial Award as the AHL's outstanding executive of the year.

Helmer was inducted in the AHL Hall of Fame in 2017 after an illustrious playing career. He is the AHL's all-time leader in points by a defenseman. He recorded 564 points (129 goals, 435 assists) in a remarkable 20-year career that totaled 1,117 regular-season games. Helmer is also the AHL's all-time leader in Calder Cup playoff appearances, having played in 159 postseason games. He won three Calder Cups in his career, including captaining the Bears to back-to-back titles in 2009 and 2010. Helmer also played 146 games in the NHL with Phoenix, St. Louis, Vancouver, and Washington, totaling 26 points (eight goals, 18 assists).

Prior to returning to Hershey, Helmer served as an assistant coach with the Peterborough Petes of the OHL in 2013-14. Helmer resides in the Hershey area with his wife Pam, and has a son, Cade, and a daughter, Ryan.



**Todd Nelson**  
Head Coach

Todd Nelson was named the 28th head coach in franchise history in August 2022. The former Hershey defender brings more than two decades of coaching experience to Hershey, and is one of just three individuals to win a Calder Cup as a player, assistant coach, and head coach in league history. In Nelson's first season at the helm of the Bears, Hershey posted a 44-19-5-4 (.674) record in the regular season and went 14-6 in the postseason en route to the franchise's 12th Calder Cup championship.

Nelson brings vast coaching experience and a championship pedigree to Hershey. The veteran bench boss has experience in the United Hockey League, American Hockey League, and NHL. The native of Prince Albert, Saskatchewan spent the previous four seasons prior to joining the Bears as an assistant coach for the NHL's Dallas Stars, and returned to Hershey after skating in one season with the club during his playing career, donning the Chocolate and White during the 1995-96 campaign.

Overall in his accomplished professional career, Nelson has won seven championships, including one as a player, one as a player/assistant coach, one as an assistant coach, four as a head coach. Nelson led Grand Rapids to a Calder Cup Championship in 2017, becoming only the third person in AHL history to win the Calder Cup as a player (1994, Portland), assistant coach (2008, Chicago) and head coach, joining former Bears Bob Woods and Mike Stothers on that exclusive list. Upon winning the Calder Cup with Hershey in 2023, Nelson joined AHL Hall of Famers Bun Cook and John Paddock as only the third head coach in league history to win the Calder Cup with two different teams.

In Nelson's tenure as an AHL head coach, he worked parts of nine seasons with Hershey (2022-present), Oklahoma City (2010-15), and Grand Rapids (2015-18), posting a 352-208-21-51 (.613) regular season record.

Additionally, Nelson owns a 56-37 (.602) record in 93 career Calder Cup Playoff games. As a head coach, he's helped his team qualify for the Calder Cup Playoffs in all nine seasons he's worked in the AHL.

Nelson earned AHL All-Star Classic coaching nods in 2012, 2017, and 2023. With Grand Rapids, he helped 24 Griffins move on to the NHL, including current Washington Capitals Nick Jensen and Anthony Mantha.

In the NHL, Nelson was named the interim head coach of Edmonton Oilers on Nov. 15, 2014, guiding the club to a 17-22-7 record in the season's final 46 games. He also has experience as an assistant coach with Atlanta (2008-10), Edmonton (2014), and most recently with Dallas (2018-22). Nelson served as part of Rick Bowness' staff in 2019-20 as the Stars reached the Stanley Cup Final.



**Patrick Wellar**  
Assistant Coach

Patrick Wellar returned to Hershey as an assistant coach ahead of the 2018-19 season after playing parts of six seasons with the Bears from 2008-2014.

Under his watch, the Bears were the AHL's best defensive team in 2020-21, allowing just 2.33 goals per game, en route to winning the Macgregor Kilpatrick Trophy as AHL regular season champions. In 2022-23, Hershey allowed a league-low 26.19 shots against per game and finished second out of 32 teams in the regular season allowing just 2.56 goals per game, before winning the 2023 Calder Cup championship.

A former defender, Wellar was a stalwart on Hershey's blue line during his playing career. He was part of Hershey's 2010 Calder Cup Championship team that went 60-17-0-3 in regular season play before ultimately claiming the franchise's 11th title. In total, the Carrot River, Saskatchewan native appeared in 260 games with Hershey, scoring 46 points (7 goals, 39 assists), and posting a +24 rating. He also appeared in 36 playoff contests with the club.

Following his departure from Hershey, Wellar served as a player/assistant coach with the ECHL's Utah Grizzlies in 2014-15, and Alaska Aces in 2015-16. Upon his retirement, Wellar moved behind the bench permanently as an assistant coach with the ECHL's Cincinnati Cyclones, guiding the club to a 36-29-6-1 record in 2015-16. He joined the ECHL's Reading Royals for the 2017-18 season in the same capacity, helping the club secure a playoff berth with a 39-24-9-0 record, good for a third place in the North Division.

In his 12-year playing career, Wellar, a third round selection of the Capitals in 2002, amassed over 300 games in the AHL, making stops in Peoria, Worcester, Toronto, and Hershey. His resume also includes 441 games at the ECHL level, including an All-Star Game appearance in 2005. Wellar won the Kelly Cup three times, including with Alaska in 2006, South Carolina in 2009, and Reading in 2013.



**Nick Bootland**  
Assistant Coach

Nick Bootland returned to Hershey in 2022 after a 13-year run as the head coach of the ECHL's Kalamazoo Wings. Bootland played parts of three seasons for the Bears from 1998-2003 prior to moving behind the bench, and helped guide Hershey to the 2023 Calder Cup title in his first season as part of Hershey's coaching staff.

Bootland became head coach of Kalamazoo in 2008-09 when the club was a member of the International Hockey League, and continued with the organization in its shift to the ECHL. He owned a coaching record of 481-366-82 (.562) in 929 career IHL and ECHL games with Kalamazoo, helping the club qualify for the playoffs nine times.

While at the helm of Kalamazoo, he guided the Wings to an appearance in the 2011 Kelly Cup Finals and in his tenure, the team won four division championships and one conference championship. His 853 games coached and 437 wins in the ECHL rank seventh all-time in league history.

In his playing career, Bootland skated in parts of three seasons with the Bears from 1998-03. The forward appeared in 208 career games with the Chocolate and White, posting 42 points (15g, 27a) and 350 penalty minutes. The Shelburne, Ontario native spent the last three seasons of his career in Kalamazoo, serving as team captain. In 2006, he led the K-Wings to a UHL championship, capturing Colonial Cup Playoffs Most Valuable Player honors with 16 points (10g, 6a) in 13 playoff games.

# South Carolina Stingrays

ECHL Affiliate

Three-time Kelly Cup champions,  
1997, 2001, 2009



5050 Etna St., Suite B  
North Charleston, SC 29418  
Phone: 843.744.2248  
[www.stingrayshockey.com](http://www.stingrayshockey.com)

**Home arena:** North Charleston Coliseum (10,537)

**Affiliation:** 17th year (2004-12, 2014-23)

**Media Relations:** Owen Gund



## Brenden Kotyk

Head Coach/Director of Hockey Operations

Kotyk joined the Rays' hockey operations staff in November of 2020, beginning his coaching career. On March 7th, 2022, Brenden was named the Interim Head Coach before removing the interim title on April 27th. Kotyk led the Stingrays to a 10-8 record, including a season-high five-game win streak while serving in the interim.

Prior to coaching, the 32-year-old completed a three-year professional career, most recently spending the 2018-19 and 2019-20 seasons on the back end for the Toledo Walleye, appearing in 50 games during each campaign.

A native of Regina, Saskatchewan, Kotyk began his pro career in 2017-18 with the AHL's Harford Wolfpack and also spent time in the ECHL with the Greenville Swamp Rabbits.

Kotyk played collegiately at the University of Minnesota-Duluth from 2013-17 as well as The College of St. Scholastica during 2012-13. He helped UMD to NCAA Tournament appearances in all three of his seasons with the Bulldogs, including an appearance in the Frozen Four and National Championship game in 2017.

While with Toledo, Kotyk suited up for 24 postseason games in 2019 as part of a run to the Kelly Cup Finals which included a Western Conference Championship.

2023 - 24  
MEDIA GUIDE

A group of Washington Capitals players in red jerseys and blue helmets are celebrating on the ice. The player in the center is smiling and looking towards the camera. Other players are visible around him, some with their backs to the camera. The jersey of the player in the foreground has "OSTROM" and the number "19" visible. The player to the right has "OSHIE" and the number "77" visible. The background is a bright, snowy ice rink.

# PLAYERS

# 2023-24 TRAINING CAMP NUMERICAL ROSTER

NO.	PLAYER	POSITION	NO.	PLAYER	POSITION
2	Vincent Iorio	Defense	52	Logan Day	Defense
3	Nick Jensen	Defense	53	Ethen Frank	Forward
4	Hardy Haman Aktell	Defense	55	Alex Limoges	Forward
6	Joel Edmundson	Defense	56	Chase Priskie	Defense
8	Alex Ovechkin	Forward	57	Trevor van Riemsdyk	Defense
14	Alexander Suzdalev	Forward	58	Henrik Rybinski	Forward
15	Sonny Milano	Forward	59	Brett Hyland	Forward
17	Dylan Strome	Forward	60	Antoine Keller	Goaltender
19	Nicklas Backstrom	Forward	61	Riley Sutter	Forward
21	Aliaksei Protas	Forward	63	Ivan Miroshnichenko	Forward
23	Michael Sgarbossa	Forward	66	Michael Kim	Defense
24	Connor McMichael	Forward	67	Max Pacioretty	Forward
25	Dylan McIlrath	Defense	72	Pierrick Dube	Forward
26	Nic Dowd	Forward	73	Colin Swoyer	Defense
27	Alex Alexeyev	Defense	74	John Carlson	Defense
28	Andrew Cristall	Forward	75	Julian Napravnik	Forward
29	Hendrix Lapierre	Forward	76	Nick Leivermann	Defense
31	Hunter Shepard	Goaltender	77	T.J. Oshie	Forward
33	Clay Stevenson	Goaltender	78	Mitchell Gibson	Goaltender
35	Darcy Kuemper	Goaltender	79	Charlie Lindgren	Goaltender
36	Mike Vecchione	Forward	80	Garin Bjorklund	Goaltender
38	Rasmus Sandin	Defense	83	Jimmy Huntington	Forward
39	Anthony Mantha	Forward	84	Ryan Hofer	Forward
40	Jon McDonald	Defense	88	Bogdan Trineyev	Forward
42	Martin Fehervary	Defense	89	Garrett Roe	Forward
43	Tom Wilson	Forward	91	Joe Snively	Forward
45	Matthew Phillips	Forward	92	Evgeny Kuznetsov	Forward
46	Lucas Johansen	Defense	94	Jake Massie	Defense
47	Beck Malenstyn	Forward	95	Jake Karabela	Forward
49	Patrick Thomas	Forward	96	Nicolas Aube-Kubel	Forward
50	Benton Maass	Defense	98	Matthew Strome	Forward
51	Aaron Ness	Defense			

# 2023-24 WASHINGTON CAPITALS ROSTER

## FORWARDS (14)

	NO.	HT.	WT.	SHOOTS	BORN	BIRTHPLACE
Nicklas Backstrom	19	6'1"	199	Left	11/23/87	Gavle, Sweden
Nic Dowd	26	6'1"	191	Right	5/27/90	Huntsville, Alabama
Evgeny Kuznetsov	92	6'2"	202	Left	5/19/92	Chelyabinsk, Russia
Beck Malenstyn	47	6'2"	208	Left	2/4/98	Delta, British Columbia
Anthony Mantha	39	6'5"	234	Left	9/16/94	Longueuil, Quebec
Connor McMichael	24	6'0"	182	Left	1/15/01	Ajax, Ontario
Sonny Milano	15	6'0"	202	Left	5/12/96	Massapequa, New York
T.J. Oshie	77	6'0"	200	Right	12/23/86	Everett, Washington
Alex Ovechkin	8	6'3"	238	Right	9/17/85	Moscow, Russia
Max Pacioretty**	67	6'2"	217	Left	11/20/88	New Canaan, Connecticut
Matthew Phillips	45	5'8"	160	Right	4/6/98	Calgary, Alberta
Aliaksei Protas	21	6'6"	237	Left	1/6/01	Vitebsk, Belarus
Dylan Strome	17	6'3"	194	Left	3/7/97	Mississauga, Ontario
Tom Wilson	43	6'4"	224	Right	3/29/94	Toronto, Ontario

## DEFENSEMEN (8)

Alex Alexeyev	27	6'4"	212	Left	11/15/99	St. Petersburg, Russia
John Carlson	74	6'3'	215	Right	1/10/90	Natick, Massachusetts
Joel Edmundson*	6	6'5"	216	Left	6/28/93	Brandon, Manitoba
Martin Fehervary	42	6'2"	202	Left	10/6/99	Bratislava, Slovakia
Nick Jensen	3	6'1"	205	Right	9/21/90	Rogers, Minnesota
Lucas Johansen	46	6'2"	189	Left	11/16/97	Vancouver, British Columbia
Rasmus Sandin	38	5'11"	189	Left	3/7/00	Uppsala, Sweden
Trevor van Riemsdyk	57	6'3"	190	Right	7/24/91	Middletown, New Jersey

## GOALTENDERS (2)

Darcy Kuemper	35	6'5"	210	Left	5/5/90	Saskatoon, Saskatchewan
Charlie Lindgren	79	6'2"	185	Right	12/18/93	Lakeville, Minnesota

	CATCHES
--	---------

\*Injured Reserve

\*\*Long Term Injured Reserve



# ALEX ALEXEYEV

Pronunciation: \AL-ehx a-LEHX-ay-ehv\

## 2022-23 HIGHLIGHTS

- Recorded five assists in 32 games during his rookie season.
- Ranked tied for fifth on the Capitals in blocked shots per 60 minutes (5.46).
- Averaged 1:07 of shorthanded ice time per game.
- Recorded his first career NHL point, an assist, on Dec. 9 versus Seattle.
- Tallied an assist in consecutive games, March 15 vs. Buffalo and March 17 vs. St. Louis.
- Skated a career-high 25:07 and recorded an assist on the game-winning goal in overtime on March 1 at Anaheim.
- Led the Capitals with four blocked shots on March 23 vs. Chicago.
- Appeared in four games with the Hershey Bears (AHL), recording one assist.

DOB

**NOVEMBER 15, 1999**

BIRTHPLACE

**ST. PETERSBURG, RUS**

DRAFTED

**CAPITALS' FIRST-ROUND CHOICE,  
31ST OVERALL,  
IN THE 2018 NHL DRAFT**

POS

**D**

SHOOTS

**LEFT**

HEIGHT

**6'4"**

WEIGHT

**212**

## CAREER

- Made his NHL debut on Dec. 29, 2021 vs. Nashville.
- Recorded 19 points (1g, 18a) in 68 games with Hershey in 2021-22, which ranked fourth among Bears defensemen.
- Has recorded 50 points (6g, 44a) and a +26 plus/minus rating in 142 career AHL games with Hershey.
- Appeared in 55 games with Salavat Yulaev Ufa (KHL) while on loan in 2020-21 and ranked second among the team's defensemen in points (8g-8a-16p).
- Named the KHL's Rookie of the Month for January 2021 after recording seven points (4g, 3a) and a +6 plus/minus rating in 11 games.
- Represented Russia at the 2019 World Junior Championship, where he ranked second among all defensemen in points (2g-4a-6p) and earned a bronze medal.
- Led Red Deer Rebels (WHL) defensemen in points during the 2017-18 (7g-30a-37p in 45 GP) and 2018-19 (10g-33a-43p in 49 GP) seasons.
- Ranked ninth among WHL defensemen in points-per-game (0.88) in 2018-19.

# ALEX ALEXEYEV



## VS. THE NHL

TEAM	GP	G	A	PTS	PIM
ANA	1	0	1	1	0
ARI	1	0	0	0	0
BOS	1	0	0	0	0
BUF	1	0	1	1	0
CGY	1	0	0	0	2
CHI	1	0	0	0	0
CBJ	3	0	1	1	0
EDM	1	0	0	0	0
FLA	1	0	0	0	2
LAK	1	0	0	0	0
MIN	1	0	0	0	0
MTL	1	0	0	0	0
NSH	1	0	0	0	2
NJD	2	0	0	0	0
NYI	3	0	0	0	0
NYR	3	0	0	0	0
OTT	1	0	0	0	0
PHI	2	0	0	0	0
PIT	2	0	0	0	0
SJS	1	0	0	0	0
SEA	1	0	1	1	0
STL	1	0	1	1	0
TBL	1	0	0	0	0
VGK	1	0	0	0	0

## CAREER HIGHS

### GOALS

N/A

### ASSISTS

5 (2022-23)

### POINTS

5 (2022-23)

## REGULAR SEASON

## PLAYOFFS

YEAR	TEAM	LEAGUE	GP	G	A	PTS	PIM	+/-	PP	SH	GW	S	GP	G	A	PTS	PIM
2015-16	Serebryanye Lvy	MHL	20	1	1	2	8	4	-	-	-	-	-	-	-	-	-
	Russia U17	WHC-17	6	0	4	4	2	-	-	-	-	-	-	-	-	-	-
	Russia U18	WJC-18	5	0	2	2	4	-1	-	-	-	-	-	-	-	-	-
2016-17	Red Deer	WHL	41	4	17	21	24	7	1	0	1	-	-	-	-	-	-
2017-18	Red Deer	WHL	45	7	30	37	29	-3	2	0	0	79	3	2	3	5	2
2018-19	Red Deer	WHL	49	10	33	43	34	19	3	0	2	129	-	-	-	-	-
	Russia U20	WJC-20	7	2	4	6	10	9	-	-	-	-	-	-	-	-	-
2019-20	Hershey	AHL	58	3	18	21	16	8	0	0	0	86	-	-	-	-	-
2020-21	Salavat Yulaev	KHL	55	8	8	16	10	3	1	0	2	65	9	0	1	1	4
	Hershey	AHL	12	2	7	9	4	11	0	0	1	23	-	-	-	-	-
2021-22	Hershey	AHL	68	1	18	19	51	6	0	0	0	80	3	0	1	1	0
	CAPITALS	NHL	1	0	0	0	2	0	0	0	0	0	-	-	-	-	-
2022-23	CAPITALS	NHL	32	0	5	5	4	-2	0	0	0	28	-	-	-	-	-
	Hershey	AHL	4	0	1	1	0	1	0	0	0	5	-	-	-	-	-
NHL / CAPITALS TOTALS			33	0	5	5	6	-2	0	0	0	28	-	-	-	-	-

## CAREER HIGHLIGHTS

### FIRST NHL GAME:

12/29/21 (WSH 5 vs. NSH 3)

### FIRST NHL GOAL:

None

### FIRST NHL ASSIST:

12/9/22 (WSH 4 vs. SEA 1)

### MOST GOALS IN A GAME:

None

### MOST ASSISTS IN A GAME:

1 (five times, last: 3/17/23, WSH 2 vs. STL 5)

### MOST POINTS IN A GAME:

1 (five times, last: 3/17/23, WSH 2 vs. STL 5, 1A)

### MOST SHOTS IN A GAME:

5 (3/14/23, WSH 3 at NYR 5)

### MOST PIM IN A GAME:

2 (three times, last: 4/8/23, WSH 2 vs. FLA 4)

### MOST ICE TIME IN A GAME:

25:07 (3/1/23, WSH 3 at ANA 2 OT)

### MULTIPLE-POINT GAMES:

None

### LONGEST GOAL STREAK:

None

### LONGEST ASSIST STREAK:

2 (3/15/23-3/17/23, 2A)

### LONGEST POINT STREAK:

2 (3/15/23-3/17/23, 2A)

### PENALTY SHOTS:

None

### SHOOTOUTS:

None

### MOST GOALS IN A PLAYOFF GAME:

None

### MOST ASSISTS IN A PLAYOFF GAME:

None

### MOST POINTS IN A PLAYOFF GAME:

None



# NICOLAS AUBE-KUBEL



Pronunciation: \NIH-koh-las oh-BAY-koo-BEHL\

## 2022-23 HIGHLIGHTS

- Aube-Kubel, who was claimed off waivers from the Toronto Maple Leafs on Nov. 5, 2022, registered 12 points (4g, 8a) in 47 games with Washington.
- His 53.5 shot attempt percentage at five-on-five (518 shot attempts for, 449 shot attempts against) led Capitals forwards.
- His 10.52 hits per 60 minutes ranked second on the team (min. 40 GP).
- Recorded a season-high 15:44 of ice time on March 30 against Tampa Bay.
- Played in his 200th career NHL game on Feb. 16 vs. Florida.
- Played six games with Toronto and averaged 9:05 of ice time.

# 96

DOB

**MAY 10, 1996**

BIRTHPLACE

**SLAVE LAKE, AB** 

DRAFTED

**PHI SECOND-ROUND CHOICE,  
48TH OVERALL,  
IN THE 2014 NHL DRAFT**

ACQUIRED

**CLAIMED OFF WAIVERS,  
NOVEMBER 5, 2022**

POS

**RW**

SHOOTS

**RIGHT**

HEIGHT

**6'0"**

WEIGHT

**213**

## CAREER

- Won the 2022 Stanley Cup with the Avalanche, appearing in 14 of Colorado's 16 playoff games and posting a +2 plus/minus rating.
- Recorded a career-high 23 points (11g, 12a) in 74 games with Philadelphia and Colorado in 2021-22.
- Has recorded 62 points (25g, 37a) and 160 penalty minutes in 222 career NHL games with Washington, Toronto, Colorado and Philadelphia.
- Established AHL single-season career highs in goals (18), assists (28), points (46), games played (72) and shots (123) during the 2017-18 season with the Lehigh Valley Phantoms.
- Has recorded 105 points (50g, 55a) in 229 career AHL games with Lehigh Valley.
- Won the 2013-14 QMJHL championship with Val-d'Or, recording 13 points (4g, 9a) in 24 playoff games.
- Recorded 244 points (108g, 136a) in 251 career QMJHL games with Val-d'Or.

# NICOLAS AUBE-KUBEL



## VS. THE NHL

TEAM	GP	G	A	PTS	PIM
ANA	8	1	0	1	8
ARI	10	0	0	0	2
BOS	15	0	0	0	15
BUF	14	1	2	3	15
CGY	3	0	0	0	0
CAR	6	2	1	3	0
CHI	5	0	3	3	4
COL	3	0	0	0	2
CBJ	4	2	2	4	2
DAL	5	1	0	1	2
DET	4	0	3	3	2
EDM	5	0	1	1	2
FLA	7	1	0	1	11
LAK	8	3	0	3	2
MIN	5	0	0	0	4
MTL	5	0	0	0	4
NSH	5	2	3	5	6
NJD	11	0	2	2	2
NYI	14	1	0	1	8
NYR	16	3	5	8	13
OTT	6	0	2	2	2
PHI	2	0	0	0	2
PIT	14	1	5	6	8
SJS	6	2	1	3	2
SEA	3	3	0	3	6
STL	3	0	0	0	2
TBL	6	0	0	0	15
TOR	4	0	1	1	2
VAN	3	0	0	0	2
VGK	3	0	0	0	0
WSH	13	1	5	6	11
WPG	6	1	1	2	4

## PLAYOFFS VS. THE NHL

TEAM	GP	G	A	PTS	PIM
BOS	1	0	0	0	0
EDM	2	0	0	0	2
MTL	3	0	0	0	4
NSH	4	0	0	0	0
NYI	7	0	1	1	2
STL	6	0	0	0	2
TBL	3	2	0	2	2
WSH	1	0	0	0	0

## CAREER HIGHS

GOALS	ASSISTS	POINTS
11 (2021-22)	12 (2021-22)	23 (2021-22)

## REGULAR SEASON

YEAR	TEAM	LEAGUE	GP	G	A	PTS	PIM	+/-	PP	SH	GW	S	GP	G	A	PTS	PIM
2012-13	Val-d'Or	QMJHL	64	10	17	27	26	-4	0	0	2	94	10	1	0	1	8
	Canada - Quebec	WHC-17	6	4	4	8	2	-	-	-	-	-	-	-	-	-	-
2013-14	Val-d'Or	QMJHL	65	22	31	53	61	-1	4	0	3	166	24	4	9	13	20
2014-15	Val-d'Or	QMJHL	61	38	42	80	81	13	12	3	4	208	17	5	10	15	22
2015-16	Val-d'Or	QMJHL	61	38	46	84	71	38	9	5	6	221	6	3	0	3	12
	Lehigh Valley	AHL	6	2	1	3	6	3	0	0	1	11	-	-	-	-	-
2016-17	Lehigh Valley	AHL	71	9	9	18	55	10	0	0	2	73	4	0	0	0	0
2017-18	Lehigh Valley	AHL	72	18	28	46	86	24	0	0	4	123	10	0	0	0	8
2018-19	Lehigh Valley	AHL	54	16	14	30	69	-2	0	0	5	95	-	-	-	-	-
	Philadelphia	NHL	9	0	0	0	0	1	0	0	0	2	-	-	-	-	-
2019-20	Philadelphia	NHL	36	7	8	15	19	1	2	0	1	48	13	2	1	3	8
	Lehigh Valley	AHL	26	5	3	8	20	4	0	1	1	50	-	-	-	-	-
2020-21	Philadelphia	NHL	50	3	9	12	44	-3	0	0	0	53	-	-	-	-	-
2021-22	Colorado	NHL	67	11	11	22	41	14	0	0	2	78	14	0	0	0	4
	Philadelphia	NHL	7	0	1	1	6	-3	0	0	0	9	-	-	-	-	-
2022-23	CAPITALS	NHL	47	4	8	12	46	2	0	0	0	65	-	-	-	-	-
	Toronto	NHL	6	0	0	0	4	-1	0	0	0	2	-	-	-	-	-
NHL TOTALS			222	25	37	62	160	11	2	0	3	257	27	2	1	3	12
CAPITALS TOTALS			47	4	8	12	46	2	0	0	0	65	-	-	-	-	-

## PLAYOFFS

## CAREER HIGHLIGHTS

### FIRST NHL GAME:

10/30/18 (PHI 3 at ANA 2)

### FIRST NHL GOAL:

12/23/19 (PHI 5 vs. NYR 1, Lundqvist)

### FIRST NHL ASSIST:

12/15/19 (PHI 3 at WPG 7)

### MOST GOALS IN A GAME:

2 (two times, last: 4/13/22, COL 9 vs. LAK 3)

### MOST ASSISTS IN A GAME:

2 (three times, last: 12/19/22, WSH 4 vs. DET 3 OT)

### MOST POINTS IN A GAME:

2 (eight times, last: 3/4/23, WSH 8 at SJS 3, 1G, 1A)

### MOST SHOTS IN A GAME:

4 (nine times, last: 2/16/23, WSH 3 vs. FLA 6)

### MOST PIM IN A GAME:

15 (11/11/22, WSH 5 vs. TBL 1)

### MOST ICE TIME IN A GAME:

18:08 (2/24/21, PHI 4 vs. NYR 3)

### MULTIPLE-POINT GAMES:

8 (last: 3/4/23, WSH 8 at SJS 3, 1G, 1A)

### LONGEST GOAL STREAK:

2 (two times, last: 1/5/23-1/6/23, 2G)

### LONGEST ASSIST STREAK:

3 (2/28/20-3/4/20, 3A)

### LONGEST POINT STREAK:

5 (2/25/20-3/5/20, 2G, 3A)

### PENALTY SHOTS:

None

### SHOOTOUTS:

None

### MOST GOALS IN A PLAYOFF GAME:

2 (8/8/20, PHI 4 at TBL 1)

### MOST ASSISTS IN A PLAYOFF GAME:

1 (9/3/20, PHI 5 at NYI 4 2OT)

### MOST POINTS IN A PLAYOFF GAME:

2 (8/8/20, PHI 4 at TBL 1, 2G)



19

DOB

NOVEMBER 23, 1987

BIRTHPLACE

GAVLE, SWE 

DRAFTED

CAPITALS' FIRST-ROUND CHOICE,  
FOURTH OVERALL,  
IN THE 2006 NHL DRAFT

POS

C

SHOOTS

LEFT

HEIGHT

6'1"

WEIGHT

199

# NICKLAS BACKSTROM



Pronunciation: \NIHK-luhs BAK-struhm\

## 2022-23 HIGHLIGHTS

- Made his season debut on Jan. 8 vs. Columbus.
- Recorded a team-high six shots on April 2 vs. the New York Rangers.
- Passed Henrik Zetterberg (1,082) for ninth on the all-time Swedish games played list on March 14 at the New York Rangers.
- Passed Ulf Samuelsson (1,080) for 10th on the all-time Swedish games played list on March 9 vs. New Jersey.
- Recorded his 279th career assist on an Alex Ovechkin regular-season goal on March 6 at Los Angeles, the fourth-most assists by a single teammate in NHL history (Wayne Gretzky 364 assists with Jari Kurri; Bryan Trottier 310 assists with Mike Bossy; Henrik Sedin 280 assists with Daniel Sedin).
- Passed Nicklas Lidstrom, Thomas Steen, Kent Nilsson and Patric Hornqvist (264) for eighth on the all-time Swedish goals list on Jan. 29 at Toronto.
- Scored the game-deciding goal in the shootout on Jan. 26 vs. Pittsburgh.
- Recorded his 751st career assist on Jan. 26 vs. Pittsburgh, moving him past Larry Robinson (750) for the 45th-most assists in NHL history.

## CAREER

- Ranks first in franchise history in assists (761).
- Ranks second among active players in assists (Sidney Crosby: 952).
- Ranks second in franchise history in points (1,032), games played (1,097), power-play points (421) and overtime goals (9), fourth in goals (271), power-play goals (86) and game-winning goals (39) and tied for fifth in plus/minus (+86).
- Ranks first in franchise history in playoff assists (76) and playoff overtime goals (4) and second in playoff points (114), playoff goals (38), playoff games played (139) and playoff game-winning goals (7).
- Won the Stanley Cup with the Capitals in 2018 and recorded 23 points (5g, 18a) in 20 playoff games, including seven points (1g, 6a) in five Stanley Cup Final games.
- His 737 career assists at the time of his 1,000th point were the sixth-most through a player's first 1,000 points in NHL history.
- Is one of eight active players with 1,000 career points and 1,000 career games played (Alex Ovechkin, Sidney Crosby, Evgeni Malkin, Anze Kopitar, Steven Stamkos, Claude Giroux, Joe Pavelski) and one of 92 players in NHL history to reach both milestones.
- Ranks third in the NHL in assists (Sidney Crosby: 805; Patrick Kane: 786) and seventh in points (Alex Ovechkin: 1,287; Sidney Crosby: 1,280; Patrick Kane: 1,237; Evgeni Malkin: 1,144; Anze Kopitar: 1,078; Steven Stamkos: 1,056) since his NHL debut on Oct. 5, 2007.

# NICKLAS BACKSTROM



## VS. THE NHL

TEAM	GP	G	A	PTS	PIM
ANA	19	7	14	21	2
ARI	19	3	10	13	16
BOS	52	11	42	53	16
BUF	53	13	27	40	20
CGY	20	7	16	23	8
CAR	66	15	47	62	36
CHI	17	6	12	18	4
COL	19	5	7	12	6
CBJ	41	8	23	31	24
DAL	20	6	16	22	10
DET	25	4	21	25	10
EDM	19	6	9	15	8
FLA	54	14	37	51	42
LAK	18	3	9	12	6
MIN	20	2	18	20	8
MTL	43	12	24	36	26
NSH	23	5	16	21	10
NJD	61	18	41	59	16
NYI	63	13	46	59	32
NYR	61	12	38	50	28
OTT	44	12	28	40	20
PHI	61	21	44	65	24
PIT	61	11	54	65	34
SJS	20	2	14	16	10
SEA	1	0	1	1	0
STL	21	9	16	25	4
TBL	54	14	49	63	40
TOR	45	10	37	47	26
VAN	19	0	13	13	12
VGK	9	4	2	6	0
WPG	49	18	30	48	4

## CAREER HIGHS

GOALS	ASSISTS	POINTS
33 (2009-10)	68 (2009-10)	101 (2009-10)

## REGULAR SEASON

## PLAYOFFS

YEAR	TEAM	LEAGUE	GP	G	A	PTS	PIM	+/-	PP	SH	GW	S	GP	G	A	PTS	PIM
2004-05	Brynäs	J20Selit	29	17	17	34	24	-	-	-	-	-	10	1	1	2	0
	Brynäs	SEL	19	0	0	0	2	-	-	-	-	-	-	-	-	-	-
2005-06	Brynäs	SEL	46	10	16	26	30	-	-	-	-	-	4	1	0	1	2
	Brynäs	J20Selit	-	-	-	-	-	-	-	-	-	-	1	0	0	0	2
	Sweden	WJC	6	4	3	7	2	-	-	-	-	-	-	-	-	-	-
	Sweden	WJC	6	4	3	7	2	-	-	-	-	-	-	-	-	-	-
2006-07	Brynäs	SEL	45	12	28	40	46	-	-	-	-	-	7	3	3	6	6
	Sweden	WJC	7	0	7	7	6	-	-	-	-	-	-	-	-	-	-
	Sweden	WC	9	1	5	6	4	-	-	-	-	-	-	-	-	-	-
2007-08	CAPITALS	NHL	82	14	55	69	24	13	3	0	4	153	7	4	2	6	2
	Sweden	WC	9	3	4	7	4	-	-	-	-	-	-	-	-	-	-
2008-09	CAPITALS	NHL	82	22	66	88	46	16	14	0	1	174	14	3	12	15	8
2009-10	CAPITALS	NHL	82	33	68	101	50	37	11	0	4	222	7	5	4	9	4
	Sweden	Olympics	4	1	5	6	0	-	-	-	-	-	-	-	-	-	-
2010-11	CAPITALS	NHL	77	18	47	65	40	24	4	1	2	202	9	0	2	2	4
2011-12	CAPITALS	NHL	42	14	30	44	24	-4	3	0	4	95	13	2	6	8	18
2012-13	CAPITALS	NHL	48	8	40	48	20	8	3	0	1	82	7	1	2	3	0
2013-14	CAPITALS	NHL	82	18	61	79	54	-20	6	1	1	196	-	-	-	-	-
	Sweden	Olympics	5	0	4	4	0	3	0	0	0	7	-	-	-	-	-
2014-15	CAPITALS	NHL	82	18	*60	78	40	5	3	0	3	153	14	3	5	8	2
2015-16	CAPITALS	NHL	75	20	50	70	36	17	3	0	4	129	12	2	9	11	8
2016-17	CAPITALS	NHL	82	23	63	86	38	17	8	0	5	162	13	6	7	13	2
	Sweden	World Cup	4	2	2	4	2	3	-	-	-	-	-	-	-	-	-
	Sweden	WC	5	3	4	7	8	6	-	-	-	-	-	-	-	-	-
2017-18	CAPITALS	NHL	81	21	50	71	46	5	7	0	4	165	20	5	18	23	6
2018-19	CAPITALS	NHL	80	22	52	74	30	2	7	0	5	169	7	5	3	8	4
2019-20	CAPITALS	NHL	61	12	42	54	14	-1	2	0	0	132	5	0	1	1	0
2020-21	CAPITALS	NHL	55	15	38	53	14	0	5	0	0	91	5	0	1	1	0
2021-22	CAPITALS	NHL	47	6	25	31	12	-8	1	0	1	68	6	2	4	6	4
2022-23	CAPITALS	NHL	39	7	14	21	14	-25	6	0	0	59	-	-	-	-	-

NHL / CAPITALS TOTALS

\* League Leader

1087 271 761 1032 502 86 86 2 39 2,252 139 38 76 114 62

## PLAYOFFS VS. THE NHL

TEAM	GP	G	A	PTS	PIM
BOS	12	1	4	5	16
CAR	7	5	3	8	4
CBJ	6	2	6	8	2
FLA	6	2	4	6	4
MTL	7	5	4	9	4
NYI	9	3	3	6	2
NYR	33	2	15	17	8
PHI	14	6	7	13	8
PIT	25	8	16	24	6
TBL	9	1	4	5	4
TOR	6	2	4	6	2
VGK	5	1	6	7	2

## CAREER HIGHLIGHTS

### FIRST NHL GAME:

10/5/07 (WSH 3 at ATL 1)

### FIRST NHL GOAL:

11/8/07 (WSH 4 at OTT 1, Emery)

### FIRST NHL ASSIST:

10/5/07 (WSH 3 at ATL 1)

### MOST GOALS IN A GAME:

3 (two times, last: 11/30/18, WSH 6 vs. NJD 3)

### MOST ASSISTS IN A GAME:

4 (12 times, last: 12/11/18, WSH 6 vs. DET 2)

### MOST POINTS IN A GAME:

5 (five times, last: 11/16/16, WSH 7 vs. PIT 1, 2G, 3A)

### MOST SHOTS IN A GAME:

7 (four times, last: 3/6/17, WSH 2 vs. DAL 4)

### MOST PIM IN A GAME:

10 (two times, last: 2/22/18, WSH 2 at FLA 3)

### MOST ICE TIME IN A GAME:

26:25 (3/30/10, WSH 4 vs. OTT 5 OT)

### MULTIPLE-POINT GAMES:

264 (last: 3/23/23, WSH 6 vs. CHI 1, 1G, 1A)

### LONGEST GOAL STREAK:

3 (seven times, last: 3/6/19–3/10/19, 3G)

### LONGEST ASSIST STREAK:

9 (1/26/10–2/10/10, 14A)

### LONGEST POINT STREAK:

10 (two times, last: 1/5/17–1/23/17, 4G, 13A)

### PENALTY SHOTS:

None

### SHOOTOUTS:

29/82

### MOST GOALS IN A PLAYOFF GAME:

3 (4/17/10, WSH 6 vs. MTL 5 OT)

### MOST ASSISTS IN A PLAYOFF GAME:

3 (three times, last: 6/4/18, WSH 6 vs. VGK 2)

### MOST POINTS IN A PLAYOFF GAME:

4 (two times, last: 4/20/19 WSH 6 vs. CAR 0, 2G, 2A)

## CAREER

- Is one of eight active players with 1,000 career points and 1,000 career games played (Alex Ovechkin, Sidney Crosby, Evgeni Malkin, Anze Kopitar, Steven Stamkos, Claude Giroux, Joe Pavelski) and one of 92 players in NHL history to reach both milestones.
- Ranks third in the NHL in assists (Sidney Crosby: 805; Patrick Kane: 786) and seventh in points (Alex Ovechkin: 1,287; Sidney Crosby: 1,280; Patrick Kane: 1,237; Evgeni Malkin: 1,144; Anze Kopitar: 1,078; Steven Stamkos: 1,056) since his NHL debut on Oct. 5, 2007.
- Leads the 2006 NHL Draft class in assists (761) and points (1,032) despite ranking fifth in games played (1,097).
- His 335 career power-play assists are tied for the 27th-most in NHL history.
- Ranks fourth in assists (761), sixth in points (1,032), eighth in goals (271) and ninth in games played (1,097) among Sweden-born players in NHL history.
- Among the top-six Sweden-born point leaders, Backstrom's 0.94 points per game rate ranks second, trailing only Mats Sundin (1.00).
- Became the second player in franchise history to record 1,000 points with the Capitals and the 40th player in NHL history to record 1,000 points with one franchise on March 9, 2022 at Edmonton.
- Led the Capitals in scoring during the 2020-21 season with 53 points (15g, 38a) in 55 games.
- Played in his 1,000th career game on April 15, 2021 vs. Buffalo, becoming the second player in franchise history to play 1,000 games with the Capitals and the 69th player in NHL history to play 1,000 games with one franchise.
- Passed Calle Johansson (983) for second place on the franchise's all-time games played list on March 15, 2021 at Buffalo.
- Passed Peter Bondra (825) for second place on the franchise's all-time points list on Nov. 26, 2018 at the New York Islanders.
- Represented the Capitals at the 2016 NHL All-Star Game in Nashville.
- Passed Michal Pivonka (418) for the most assists in franchise history on March 15, 2015 vs. Boston.
- Led the NHL in assists (60) in 2014-15.
- Named to the NHL All-Rookie Team for 2007-08 and finished second in Calder Trophy voting.
- Has represented Sweden at five World Championships (2006, 2007, 2008, 2012, 2017), two Olympic Games (2010, 2014) and the 2016 World Cup of Hockey, helping Sweden win two World Championship Gold Medals and an Olympic Silver Medal.

## ASSIST LEADERS SINCE 2007-08

		GP	A	A/GP
1.	Sidney Crosby	1,031	805	0.78
2.	Patrick Kane	1,180	786	0.67
3.	<b>NICKLAS BACKSTROM</b>	<b>1,097</b>	<b>761</b>	<b>0.69</b>
4.	Anze Kopitar	1,221	708	0.58
5.	Evgeni Malkin	986	706	0.72

## 2006 DRAFT CLASS POINT LEADERS

		GP	G	A	P	P/GP
1.	<b>NICKLAS BACKSTROM (4th overall)</b>	<b>1,097</b>	<b>271</b>	<b>761</b>	<b>1,032</b>	<b>0.94</b>
2.	Claude Giroux (22nd overall)	1,101	329	673	1,002	0.91
3.	Phil Kessel (5th overall)	1,286	413	579	992	0.77
4.	Jonathan Toews (3rd overall)	1,067	372	511	883	0.83
5.	Brad Marchand (71st overall)	948	372	491	863	0.91
6.	Jordan Staal (2nd overall)	1,174	276	371	647	0.55



19 NICKLAS BACKSTROM



19

NICKLAS BACKSTROM





# JOHN CARLSON



Pronunciation: \JAWN KAHRL-suhn\

## 2022-23 HIGHLIGHTS

- Led the Capitals in ice time per game (23:23).
- Led Capitals defensemen in goals (9), power-play points (12) and shots (124) despite missing 42 games.
- Ranked first among Capitals defensemen in points-per-game (0.73) (min. 20 GP).
- Missed 36 consecutive games from Dec. 27 to March 21. The Capitals went 14-18-4 (.444 point percentage) in his absence after a 19-13-4 (.583 point percentage) start to the season.
- Recorded two points (1g, 1a) in his return to the Capitals' lineup on March 23 vs. Chicago, marking his 140th career multi-point game.
- Played 900th career game on Nov. 17 at St. Louis, becoming the second defensemen and sixth player in franchise history to play 900 games with the Capitals.
- Scored a shorthanded goal and a power-play goal on Nov. 17 at St. Louis, becoming the fourth defenseman in franchise history to score shorthanded on the power play in the same game, joining Mike Green (Feb. 7, 2009 vs. FLA), Al Iafrate (Feb. 13, 1993 at LAK) and Kevin Hatcher (Jan. 10, 1992 vs. LAK).
- Recorded his 600th career point on Nov. 11 vs. Tampa Bay and simultaneously passed Michal Pivonka (599) for the fifth-most points in franchise history.

## CAREER

- Ranks first among defensemen in franchise history in assists (481) and points (622), second in games played (927) and third in goals (141).
- Ranks first among defensemen in franchise history in playoff goals (19), playoff assists (54), playoff points (73), playoff power-play goals (12) and playoff power-play points (41).
- Won the Stanley Cup with the Capitals in 2018. Led all defensemen in playoff scoring with 20 points (5g, 15a) in 24 games and posted the second highest plus/minus rating (+11) among blueliners.
- His 622 career points are tied for the 40th most in NHL history among defensemen.
- Ranks 10th among American defensemen in scoring all-time.
- Has played in 905 of the Capitals' 993 games (91.1 percent) since 2010-11, his first full season with Washington. Carlson's 905 games played in that span trail only Alex Ovechkin (951).
- Washington has won just 19 of the 52 games it has played without Carlson since 2017-18 (19-26-7, .433 points percentage).
- Ranks second in the NHL in points (79g-278a-357p in 401 GP) among defensemen since 2017-18 and first in points per game (0.89) (min. 400 GP).
- Ranks tied for 12th in the NHL in ice time per game (24:21) since 2017-18.
- Has led the Capitals in ice time per game in each of the last seven seasons.
- Scored a single-season career-high 17 goals in 2021-22, which ranked fourth among NHL defensemen.
- His 54 assists in 2021-22 were tied with Evgeny Kuznetsov for the team lead and his 71 points ranked third on the Capitals.
- Led NHL defensemen in assists (60) and points (75) in 69 games during the shortened 2019-20 season.

# 74

DOB

**JANUARY 10, 1990**

BIRTHPLACE

**NATICK, MA**

DRAFTED

**CAPITALS' FIRST-ROUND CHOICE,  
27TH OVERALL,  
IN THE 2008 NHL DRAFT**

POS

**D**

SHOOTS

**RIGHT**

HEIGHT

**6'3"**

WEIGHT

**215**

# JOHN CARLSON



## VS. THE NHL

TEAM	GP	G	A	PTS	PIM
ANA	17	4	13	17	0
ARI	18	6	6	12	2
BOS	41	8	17	25	8
BUF	40	4	12	16	10
CGY	21	3	3	6	8
CAR	50	9	28	37	18
CHI	19	4	11	15	6
COL	19	3	9	12	6
CBJ	32	6	16	22	12
DAL	20	5	7	12	8
DET	26	4	14	18	4
EDM	18	1	14	15	2
FLA	41	7	19	26	16
LAK	18	4	8	12	4
MIN	16	0	6	6	6
MTL	38	3	19	22	20
NSH	19	1	17	18	22
NJD	53	9	32	41	32
NYI	52	8	24	32	14
NYR	48	7	30	37	8
OTT	34	7	14	21	8
PHI	54	3	30	33	16
PIT	49	7	26	33	12
SJS	19	2	14	16	8
SEA	4	0	2	2	2
STL	19	4	11	15	2
TBL	45	8	23	31	18
TOR	36	6	25	31	12
VAN	18	6	12	18	4
VGK	8	0	5	5	2
WPG	35	2	14	16	12

## CAREER HIGHS

GOALS	ASSISTS	POINTS
17 (2021-22)	60 (2019-20)	75 (2019-20)

## REGULAR SEASON

YEAR	TEAM	LEAGUE	GP	G	A	PTS	PIM	+/-	PP	SH	GW	S	GP	G	A	PTS	PIM
2005-06	N.J. Rockets	ATJHL	38	2	10	12	42	-	-	-	-	-	-	-	-	-	-
2006-07	N.J. Rockets	ATJHL	44	12	38	50	96	-	-	-	-	-	-	-	-	-	-
	Indiana	USHL	2	0	0	0	6	-	-	-	-	-	-	-	-	-	-
2007-08	Indiana	USHL	59	12	31	43	72	-	-	-	-	-	4	1	0	1	0
2008-09	London	OHL	59	16	60	76	65	-	-	-	-	-	14	7	15	22	16
	Hershey	AHL	-	-	-	-	-	-	-	-	-	-	16	2	1	3	0
2009-10	CAPITALS	NHL	22	1	5	6	8	11	0	0	0	21	7	1	3	4	0
	Hershey	AHL	48	4	35	39	26	37	1	0	1	100	13	2	5	7	8
	United States	WJC	7	4	3	7	2	-	-	-	-	-	-	-	-	-	-
2010-11	CAPITALS	NHL	82	7	30	37	44	21	1	0	3	144	9	2	1	3	4
2011-12	CAPITALS	NHL	82	9	23	32	22	-15	4	0	0	152	14	2	3	5	8
2012-13	CAPITALS	NHL	48	6	16	22	18	11	0	0	0	97	7	0	1	1	4
2013-14	CAPITALS	NHL	82	10	27	37	22	-3	5	0	0	208	-	-	-	-	-
	United States	Olympics	6	1	1	2	0	1	0	0	0	5	-	-	-	-	-
2014-15	CAPITALS	NHL	82	12	43	55	28	11	3	1	3	193	14	1	5	6	4
2015-16	CAPITALS	NHL	56	8	31	39	14	16	2	0	4	124	12	5	7	12	4
2016-17	CAPITALS	NHL	72	9	28	37	10	7	3	0	3	180	13	2	2	4	4
	United States	World Cup	2	0	0	0	0	-3	0	0	0	-	-	-	-	-	-
2017-18	CAPITALS	NHL	82	15	53	68	32	0	4	0	4	237	24	5	15	20	8
2018-19	CAPITALS	NHL	80	13	57	70	34	21	3	0	1	185	7	0	5	5	6
2019-20	CAPITALS	NHL	69	15	60	75	26	12	2	0	6	189	5	0	6	6	2
2020-21	CAPITALS	NHL	52	10	34	44	12	-5	3	0	1	128	5	0	2	2	6
2021-22	CAPITALS	NHL	78	17	54	71	20	13	7	0	2	195	6	1	4	5	2
2022-23	CAPITALS	NHL	40	9	20	29	12	-7	3	1	0	124	-	-	-	-	-
NHL / CAPITALS TOTALS			927	141	481	622	302	93	40	2	27	2,177	123	19	54	73	52

## PLAYOFFS

## PLAYOFFS VS. THE NHL

TEAM	GP	G	A	PTS	PIM
BOS	12	0	4	4	10
CAR	7	0	5	5	6
CBJ	6	1	8	9	2
FLA	6	1	4	5	2
MTL	7	1	3	4	0
NYI	12	1	9	10	4
NYR	26	2	5	7	14
PHI	6	3	3	6	4
PIT	19	5	5	10	6
TBL	11	2	5	7	0
TOR	6	1	1	2	0
VGK	5	2	2	4	4

## CAREER HIGHLIGHTS

### FIRST NHL GAME:

11/20/09 (WSH 2 vs. MTL 3)

### FIRST NHL GOAL:

3/25/10 (WSH 2 at CAR 3 SO, Legace)

### FIRST NHL ASSIST:

1/21/10 (WSH 6 at PIT 3)

### MOST GOALS IN A GAME:

2 (nine times, last: 11/17/22, WSH 4 at STL 5 SO)

### MOST ASSISTS IN A GAME:

4 (4/17/21, WSH 6 at PHI 3)

### MOST POINTS IN A GAME:

4 (three times, last: 4/6/22 WSH 4 vs. TB 3, 2G, 2A)

### MOST SHOTS IN A GAME:

10 (three times, last: 1/25/18, WSH 4 at FLA 2)

### MOST PIM IN A GAME:

14 (1/15/19, WSH 2 at NSH 7)

### MOST ICE TIME IN A GAME:

34:48 (12/10/13, WSH 6 vs. TBL 5 SO)

### MULTIPLE-POINT GAMES:

141 (last: 4/2/23, WSH 2 vs. NYR 5, 2A)

### LONGEST GOAL STREAK:

3 (10/17/18-10/22/18, 3G)

### LONGEST ASSIST STREAK:

8 (11/7/19-11/20/19, 12A)

### LONGEST POINT STREAK:

9 (10/8/19-10/24/19, 5G, 13A)

### PENALTY SHOTS:

None

### SHOOTOUTS:

3/9

### MOST GOALS IN A PLAYOFF GAME:

1 (19 times, last: 5/7/22, WSH 6 vs. FLA 1)

### MOST ASSISTS IN A PLAYOFF GAME:

3 (three times, last: 4/11/19, WSH 4 vs. CAR 2)

### MOST POINTS IN A PLAYOFF GAME:

3 (four times, last: 4/11/19, WSH 4 vs. CAR 2, 3A)

**CAREER**

- His 1.09 points-per-game in 2019-20 marked the highest rate by a defenseman in franchise history and the highest by a defenseman since Ray Bourque (1.26), Sergei Zubov (1.14) and Al MacInnis (1.09) during the 1993-94 season.
- Named to the NHL First All-Star Team and finished second in Norris voting in 2019-20.
- Passed Calle Johansson (474) for the most points by a defenseman in franchise history on Feb. 23, 2020 vs. Pittsburgh.
- Selected to his second-straight All-Star Game in 2019-20, becoming the seventh defenseman in franchise history to receive multiple selections.
- Named the NHL's First Star of the Month for October 2019 after recording 23 points (7g, 16a) in 14 games.
- Named to the NHL Second All-Star Team in 2018-19.
- Named to the NHL All-Rookie Team in 2010-11.
- Has represented the United States at the 2010 World Junior Championship, the 2014 Olympic Games and the 2016 World Cup of Hockey.
- Scored the gold-medal clinching goal in overtime versus Canada at the 2010 World Junior Championship and was named to the tournament's All-Star Team.
- Won back-to-back Calder Cups with the AHL's Hershey Bears in 2008-09 and 2009-10.

**DEFENSEMEN POINT LEADERS SINCE 2017-18**

		GP	G	A	P	P/GP
1.	Roman Josi	422	94	268	362	0.86
2.	<b>JOHN CARLSON</b>	<b>401</b>	<b>79</b>	<b>278</b>	<b>357</b>	<b>0.89</b>
3.	Victor Hedman	426	78	274	352	0.83
4.	Brent Burns	454	75	264	339	0.75
5.	Kris Letang	403	69	237	306	0.76
6.	Erik Karlsson	365	61	244	305	0.84
7.	Tyson Barrie	431	61	238	299	0.69
8.	Morgan Rielly	407	48	247	295	0.72

**2008 DRAFT CLASS POINT LEADERS AMONG DEFENSEMEN**

		GP	G	A	P	+/-
1.	Erik Karlsson (15th overall)	921	178	583	761	-105
2.	<b>JOHN CARLSON (27th overall)</b>	<b>927</b>	<b>141</b>	<b>481</b>	<b>622</b>	<b>+93</b>
3.	Drew Doughty (2nd overall)	1,095	141	478	619	+45
4.	Roman Josi (38th overall)	828	158	443	601	+71
5.	Alex Pietrangelo (4th overall)	953	140	431	571	+117



74 JOHN CARLSON



74 JOHN CARLSON





# NIC DOWD

Pronunciation: \NIHK DOWD\

## 2022-23 HIGHLIGHTS

- Set career highs in goals (13) and points (25) in 65 games played.
- Played his 400th career game on Dec. 9 vs. Seattle.
- Led Capitals' forwards in shorthanded time on ice per game (2:22) and ranked second among forwards in blocked shots (61).
- Ranked tied for second in penalties drawn (20) and third in faceoffs won (433).
- His 21.0 shooting percentage (13 goals on 62 shots) was a career high and ranked fifth in the NHL among players with at least 60 games played.
- Recorded his third career two-goal game on Dec. 19 vs. Detroit. The goals, which were scored 0:11 apart, were the quickest back-to-back goals scored by a Capitals player last season.

DOB

**MAY 27, 1990**

BIRTHPLACE

**HUNTSVILLE, AL**

DRAFTED

**LAK SEVENTH-ROUND CHOICE,  
198TH OVERALL,  
IN THE 2009 NHL DRAFT**

ACQUIRED

**SIGNED AS FREE AGENT,  
JULY 1, 2018**

POS

**C**

SHOOTS

**RIGHT**

HEIGHT

**6'1"**

WEIGHT

**191**

## CAREER

- Recorded his 100th career point on April 16, 2022 at Montreal.
- Dowd, who was selected in the seventh round, 197th overall by the Los Angeles Kings in the 2009 NHL Draft, ranks seventh in points among active players that were taken in the seventh round in their draft years.
- His 56.8 goals for percentage (142 goals for, 108 goals against) at even strength over the last five seasons is the 13th-highest percentage among NHL centers with at least 200 games played.
- Ranks second on Washington in shorthanded points (4g, 2a) and third in shorthanded ice time (651:27) since joining the Capitals in 2018.
- He is the third player in NHL history that was born in the state of Alabama and the only player currently in the NHL.
- Won the Calder Cup in 2015 with the Manchester Monarchs, recording 13 points (7g, 6a) in 19 playoff games.
- Played four years at St. Cloud State University, recording 121 points (52g, 69a) in 155 games.
- During his senior season in 2014, Dowd was named a NCHC First Team All-Star, the NCHC's Best Defensive Forward, Scholar-Athlete of the Year and was a Hobey Baker Award finalist.

# NIC DOWD



## VS. THE NHL

TEAM	GP	G	A	PTS	PIM
ANA	12	1	3	4	0
ARI	12	0	1	1	2
BOS	21	3	3	6	10
BUF	19	2	1	3	14
CGY	14	3	1	4	8
CAR	13	2	3	5	14
CHI	10	4	1	5	8
COL	11	1	2	3	4
CBJ	12	1	4	5	6
DAL	10	2	2	4	2
DET	11	3	3	6	6
EDM	13	2	2	4	0
FLA	12	0	3	3	6
LAK	10	2	0	2	4
MIN	11	0	1	1	4
MTL	16	4	3	7	6
NSH	9	2	4	6	0
NJD	22	3	3	6	4
NYI	25	3	1	4	2
NYR	22	7	2	9	19
OTT	12	0	0	0	2
PHI	24	3	9	12	20
PIT	20	5	2	7	4
SJS	16	1	6	7	12
SEA	4	0	1	1	0
STL	12	0	2	2	0
TBL	15	1	0	1	12
TOR	11	2	1	3	2
VAN	9	0	2	2	8
VGK	10	0	0	0	8
WSH	4	0	0	0	6
WPG	14	1	3	4	11

## PLAYOFFS VS. THE NHL

TEAM	GP	G	A	PTS	PIM
BOS	6	2	0	2	4
CAR	7	1	0	1	6
FLA	6	1	1	2	4
NYI	5	0	0	0	4
PHI	1	0	0	0	0
TBL	1	0	0	0	0

## CAREER HIGHS

GOALS	ASSISTS	POINTS
13 (2022-23)	16 (2016-17)	25 (2022-23)

## REGULAR SEASON

YEAR	TEAM	LEAGUE	GP	G	A	PTS	PIM	+/-	PP	SH	GW	S	GP	G	A	PTS	PIM
2007-08	Culver M.A.	USHS-Prep	45	15	31	46	38	-	-	-	-	-	-	-	-	-	-
2008-09	St. Louis	NAHL	3	0	0	0	2	-1	-	-	-	-	-	-	-	-	-
	Wenatchee	NAHL	43	16	33	49	71	9	-	-	-	-	13	8	14	22	34
2009-10	Indiana	USHL	46	16	23	39	48	20	-	-	-	-	9	2	4	6	2
2010-11	St. Cloud State	NCAA	36	5	13	18	34	1	1	0	2	44	-	-	-	-	-
2011-12	St. Cloud State	NCAA	39	11	13	24	36	2	2	1	0	91	-	-	-	-	-
2012-13	St. Cloud State	NCAA	41	14	25	39	41	6	4	0	5	92	-	-	-	-	-
2013-14	St. Cloud State	NCAA	38	22	18	40	32	17	10	2	5	95	-	-	-	-	-
	Manchester	AHL	7	0	3	3	0	1	0	0	0	6	4	1	0	1	0
2014-15	Manchester	AHL	75	9	32	41	44	17	2	0	2	118	19	7	6	13	10
2015-16	Los Angeles	NHL	5	0	0	0	2	1	0	0	0	3	-	-	-	-	-
	Ontario	AHL	58	14	34	48	49	13	3	1	3	140	13	4	7	11	14
2016-17	Los Angeles	NHL	70	6	16	22	25	-15	1	0	2	78	-	-	-	-	-
2017-18	Los Angeles	NHL	16	0	1	1	12	-3	0	0	0	11	-	-	-	-	-
	Vancouver	NHL	40	3	0	3	16	-7	1	0	1	40	-	-	-	-	-
2018-19	CAPITALS	NHL	64	8	14	22	20	10	0	0	3	47	7	1	0	1	6
2019-20	CAPITALS	NHL	56	7	8	15	28	11	0	3	1	52	8	0	0	0	4
2020-21	CAPITALS	NHL	56	11	4	15	31	4	0	0	3	68	5	2	0	2	4
2021-22	CAPITALS	NHL	64	10	14	24	44	10	0	1	0	90	6	1	1	2	4
2022-23	CAPITALS	NHL	65	13	12	25	26	6	0	0	3	62	-	-	-	-	-
NHL TOTALS			436	58	69	127	204	17	2	4	13	451	26	4	1	5	18
CAPITALS TOTALS			305	49	52	101	149	41	0	4	10	319	26	4	1	5	18

## CAREER HIGHLIGHTS

<b>FIRST NHL GAME:</b> 3/22/16 (LA 1 at MIN 2)	<b>MOST SHOTS IN A GAME:</b> 5 (three times, last: 12/22/22, WSH 3 at OTT 2 OT)	<b>LONGEST POINT STREAK:</b> 3 (five times, last: 4/12/22-4/16/22, 2G, 3A)
<b>FIRST NHL GOAL:</b> 10/20/16 (LA 4 at DAL 3 OT, Lehtonen)	<b>MOST PIM IN A GAME:</b> 10 (1/3/20, WSH 4 at CAR 3)	<b>PENALTY SHOTS:</b> None
<b>FIRST NHL ASSIST:</b> 10/22/16 (LA 4 vs. VAN 3 SO)	<b>MOST ICE TIME IN A GAME:</b> 21:25 (5/3/21, WSH 6 at NYR 3)	<b>SHOOTOUTS:</b> 0/2
<b>MOST GOALS IN A GAME:</b> 2 (three times, last: 12/19/22, WSH 4 vs. DET 3 OT)	<b>MULTIPLE-POINT GAMES:</b> 15 (last: 12/31/22, WSH 9 vs. MTL 2, 1G, 1A)	<b>MOST GOALS IN A PLAYOFF GAME:</b> 1 (four times, last: 5/13/22, WSH 3 vs. FLA 4)
<b>MOST ASSISTS IN A GAME:</b> 3 (12/14/18, WSH 6 at CAR 5 SO)	<b>LONGEST GOAL STREAK:</b> 2 (eight times, last: 3/11/23-3/14/23, 2G)	<b>MOST ASSISTS IN A PLAYOFF GAME:</b> 1 (5/7/22, WSH 6 vs. FLA 1 OT)
<b>MOST POINTS IN A GAME:</b> 3 (two times, last: 3/7/20, WSH 5 at PIT 2, 2G, 1A)	<b>LONGEST ASSIST STREAK:</b> 3 (two times, last: 12/8/18-12/14/18, 5A)	<b>MOST POINTS IN A PLAYOFF GAME:</b> 1 (five times, last: 5/13/22, WSH 3 vs. FLA 4)



6

DOB

JUNE 28, 1993

BIRTHPLACE

BRANDON, MB 

DRAFTED

STL SECOND-ROUND CHOICE,  
46TH OVERALL,  
IN THE 2011 NHL DRAFT

ACQUIRED

FROM MTL FOR A 3RD ROUND  
PICK (ORIGINALLY FROM MIN)  
AND A 7TH ROUND PICK IN THE  
2024 NHL DRAFT, JULY 1, 2023

POS

D

SHOOTS

LEFT

HEIGHT

6'5"

WEIGHT

216

# JOEL EDMUNDSON



Pronunciation: \JOHL EHD-muhnd-suhn\

## 2022-23 HIGHLIGHTS

- Recorded 13 points (2g, 11a) in 61 games with the Montreal Canadiens.
- Ranked second among Montreal defensemen in hits (112) and blocked shots (149) and fourth in ice time per game (19:34).
- His 3:19 of shorthanded ice time per game ranked second in the NHL among defensemen.
- His 7.49 blocks per 60 minutes ranked fourth in the NHL among players with at least 15 games played.
- Recorded his first career shorthanded point on April 6 vs. Washington.
- Recorded his 100th career point, a goal, on March 14 at Pittsburgh.
- Recorded a career-high 9:58 of shorthanded ice time on Jan. 19 vs. Florida.
- Skated a season-high 23:59 on Jan. 7 vs. St. Louis.
- Registered a team-high seven hits on Dec. 21 at Colorado.
- Scored his first goal of the season on Nov. 25 at Chicago.

## CAREER

- Ranks seventh among NHL defensemen in shorthanded ice time per game (3:04) since 2021-22.
- Established NHL single-season career highs in assists (13) and points (20) in 2019-20 with the Carolina Hurricanes.
- His 438 penalty minutes since 2015-16 are tied for the 12th-most among NHL defensemen.
- Registered a career-high six shots on Feb. 11, 2021 vs. Edmonton.
- Established a career-long six game point streak (11/11-11/23/19: 2g, 6a).
- Recorded his second career three-point game (1g, 2a) on Nov. 11, 2019 vs. Ottawa.
- Skated a career-high 27:28 on March 24, 2018 at Columbus.
- Scored his first career game-winning goal on March 10, 2017 vs. Anaheim.
- Scored his first career NHL goal on March 25, 2016 vs. Vancouver.
- Won the 2019 Stanley Cup with St. Louis, appearing in 22 of the team's 26 playoff games.
- Appeared in 67 games during his rookie season with St. Louis in 2015-16, recording nine points (1g, 8a) and 63 penalty minutes.
- Recorded his first career three-assist game on Dec. 17, 2016 vs. Chicago.
- Recorded his first career three-assist game on Dec. 17, 2016 vs. Chicago.
- Recorded his first career NHL point on Oct. 18, 2015 at Winnipeg.
- Made his NHL debut with the St. Louis Blues on Oct. 8, 2015 vs. Edmonton.
- Ranks fifth in plus/minus (+23), sixth in shots (672), seventh in games played and eighth in goals among defensemen selected in the 2011 NHL Draft.
- Represented Canada at the 2018 World Championship, where he recorded four points (1g, 3a) in nine games.

# JOEL EDMUNDSON



## VS. THE NHL

TEAM	GP	G	A	PTS	PIM
ANA	15	1	5	6	21
ARI	15	2	4	6	25
BOS	13	0	1	1	14
BUF	8	0	4	4	8
CGY	24	2	2	4	12
CAR	11	1	1	2	4
CHI	19	1	5	6	12
COL	20	1	2	3	6
CBJ	14	1	3	4	2
DAL	16	1	1	2	36
DET	12	0	2	2	0
EDM	22	0	3	3	36
FLA	17	1	4	5	25
LAK	14	0	1	1	15
MIN	17	2	0	2	12
MTL	11	1	1	2	13
NSH	17	1	2	3	18
NJD	13	1	0	1	4
NYI	12	1	1	2	7
NYR	15	0	2	2	8
OTT	22	3	5	8	14
PHI	14	1	3	4	24
PIT	8	1	3	4	9
SJS	12	0	0	0	20
SEA	3	0	1	1	4
STL	2	0	0	0	0
TBL	14	0	2	2	8
TOR	24	2	6	8	19
VAN	25	4	3	7	15
VGK	9	0	5	5	6
WSH	13	0	2	2	12
WPG	26	0	2	2	29

## CAREER HIGHS

GOALS	ASSISTS	POINTS
7 (2019-20, 2017-18)	13 (2019-20)	20 (2019-20)

## REGULAR SEASON

YEAR	TEAM	LEAGUE	GP	G	A	PTS	PIM	+/-	PP	SH	GW	S	GP	G	A	PTS	PIM
2010-11	Moose Jaw	WHL	71	2	18	20	95	3	1	1	0	-	6	0	0	0	2
2011-12	Moose Jaw	WHL	56	4	19	23	91	13	0	0	2	-	14	3	2	5	12
2012-13	Moose Jaw	WHL	29	2	6	8	70	-11	1	0	1	-	-	-	-	-	-
	Kamloops	WHL	34	7	10	17	71	9	2	2	2	-	15	3	5	8	29
2013-14	Chicago	AHL	64	4	4	8	108	14	0	0	2	116	5	0	0	0	16
2014-15	Chicago	AHL	30	4	8	12	49	-2	0	1	1	57	5	2	0	2	2
2015-16	St. Louis	NHL	67	1	8	9	63	0	0	0	0	90	16	1	0	1	8
	Chicago	AHL	6	0	0	0	15	0	0	0	0	9	-	-	-	-	-
2016-17	St. Louis	NHL	69	3	12	15	60	11	0	0	1	81	11	3	3	6	14
2017-18	St. Louis	NHL	69	7	10	17	57	-1	0	0	0	124	-	-	-	-	-
	Canada	WC	9	1	3	4	12	11	-	-	-	-	-	-	-	-	-
2018-19	St. Louis	NHL	64	2	9	11	68	8	0	0	1	102	22	1	6	7	10
2019-20	Carolina	NHL	68	7	13	20	72	7	0	0	0	97	4	1	0	1	2
2020-21	Montreal	NHL	55	3	10	13	25	28	0	0	0	77	22	0	6	6	10
2021-22	Montreal	NHL	24	3	3	6	35	-1	0	0	0	32	-	-	-	-	-
2022-23	Montreal	NHL	61	2	11	13	58	-29	0	0	0	69	-	-	-	-	-
NHL TOTALS			477	28	76	104	438	23	0	0	2	672	75	6	15	21	44

## PLAYOFFS

## PLAYOFFS VS. THE NHL

TEAM	GP	G	A	PTS	PIM
BOS	6	1	0	1	4
CHI	5	0	0	0	8
DAL	11	1	1	2	0
MIN	5	2	0	2	8
NSH	6	1	3	4	6
NYR	3	0	0	0	2
SJS	11	1	3	4	2
TBL	5	0	0	0	6
TOR	7	0	0	0	2
VGK	6	0	3	3	2
WPG	10	0	5	5	4

## CAREER HIGHLIGHTS

### FIRST NHL GAME:

10/8/15 (STL 3 vs. EDM 1)

### FIRST NHL GOAL:

3/25/16 (STL 4 vs. VAN 0, Markstrom)

### FIRST NHL ASSIST:

10/18/15 (STL 4 at WPG 2)

### MOST GOALS IN A GAME:

1 (28 times, last: 3/14/23, MTL 6 at PIT 4)

### MOST ASSISTS IN A GAME:

3 (12/17/16, STL 4 vs. CHI 6)

### MOST POINTS IN A GAME:

3 (two times, last: 11/11/19, CAR 8 vs. OTT 2, 1G, 2A)

### MOST SHOTS IN A GAME:

6 (2/11/21, MTL 0 vs. EDM 3)

### MOST PIM IN A GAME:

17 (12/3/22, MTL 3 at EDM 5)

### MOST ICE TIME IN A GAME:

27:28 (3/24/18, STL 2 at CBJ 1)

### MULTIPLE-POINT GAMES:

9 (last: 3/14/23, MTL 6 at PIT 4, 1G, 1A)

### LONGEST GOAL STREAK:

None

### LONGEST ASSIST STREAK:

3 (two times, last: 11/19/19-11/23/19, 3A)

### LONGEST POINT STREAK:

6 (11/11/19-11/23/19, 2G, 6A)

### PENALTY SHOTS:

None

### SHOOTOUTS:

None

### MOST GOALS IN A PLAYOFF GAME:

1 (six times, last: 8/12/20, CAR 3 at BOS 4 2OT)

### MOST ASSISTS IN A PLAYOFF GAME:

2 (four times, last: 6/16/21, MTL 3 at VGK 2)

### MOST POINTS IN A PLAYOFF GAME:

2 (four times, last: 6/16/21, MTL 3 at VGK 2, 2A)



42

DOB

OCTOBER 6, 1999

BIRTHPLACE

BRATISLAVA, SVK



DRAFTED

CAPITALS' SECOND-ROUND CHOICE,  
46TH OVERALL,  
IN THE 2018 NHL DRAFT

POS

D

SHOOTS

LEFT

HEIGHT

6'2"

WEIGHT

202

# MARTIN FEHERVARY

Pronunciation: \MAHR-tihn FAY-uhr-vahr-ee\


## 2022-23 HIGHLIGHTS

- Led Washington in hits (217) and ranked seventh in the NHL among defensemen.
- Averaged 20:00 of ice time per game and finished the season with the sixth-most minutes played on Washington (1,340:01).
- Established a new single-season career high in assists (10).
- Recorded a career high 26:19 of ice time on April 8 vs. Florida.
- Registered his second career multi-point game (1g, 1a) on Jan. 17 vs. Minnesota.
- Recorded a career high five shots on goal on Oct. 31 at Carolina.
- Played his 100th career NHL game on Nov. 9 at Pittsburgh. Among defensemen selected in the 2018 NHL Draft, Fehervary ranks ninth in games played.
- Recorded a career high ten hits on Oct. 12 vs. Boston.
- Signed a three-year contract extension with Washington on July 4, 2023.

## CAREER

- Ranks fifth in the NHL in hits (468) among defensemen since the start of the 2021-22 season
- Played in 79 of Washington's 82 games in 2021-22, which was tied with Evgeny Kuznetsov for the most on the team.
- Led NHL rookie defensemen in goals (8) and tied for sixth in points (17). In addition, Fehervary ranked second on the Capitals and sixth among NHL rookies in blocked shots (117).
- Set a franchise record for hits by a rookie with 251, which ranked second among rookies and seventh among all skaters in 2021-22.
- Scored his first career goal on Oct. 23, 2021 vs. Calgary.
- He is one of four Slovakian-born defensemen to play for the Capitals, joining Zdeno Chara, Milan Jurcina and Ivan Majesky.
- Represented Slovakia at the World Junior Championship on three separate occasions (2017-2019), serving as captain in 2019, where he recorded five points (1g, 4a) in five games. In total, Fehervary has recorded eight points (2g, 6a) in the three tournaments and was twice named as a top-3 player on Team Slovakia (2017 and 2019).

# MARTIN FEHERVARY



## VS. THE NHL

TEAM	GP	G	A	PTS	PIM
ANA	4	1	3	4	4
ARI	4	0	0	0	4
BOS	6	0	0	0	4
BUF	6	1	0	1	2
CGY	4	1	0	1	2
CAR	8	1	0	1	2
CHI	3	0	0	0	2
COL	4	0	1	1	2
CBJ	8	2	2	4	4
DAL	3	0	0	0	4
DET	4	0	0	0	0
EDM	3	0	1	1	2
FLA	6	0	0	0	6
LAK	4	0	0	0	2
MIN	4	1	1	2	0
MTL	6	0	2	2	4
NSH	3	0	0	0	0
NJD	5	0	0	0	0
NYI	10	0	2	2	2
NYR	6	0	1	1	7
OTT	4	0	1	1	0
PHI	8	1	2	3	2
PIT	7	2	0	2	2
SJS	3	0	0	0	0
SEA	3	1	0	1	0
STL	5	1	0	1	2
TBL	6	1	1	2	0
TOR	5	0	2	2	0
VAN	4	1	1	2	0
VGK	4	0	0	0	2
WPG	2	0	0	0	2

## PLAYOFFS VS. THE NHL

TEAM	GP	G	A	PTS	PIM
BOS	1	0	0	0	0
FLA	6	0	0	0	8
NYI	1	0	0	0	0

## CAREER HIGHS

GOALS	ASSISTS	POINTS
8 (2021-22)	10 (2022-23)	17 (2021-22)

## REGULAR SEASON

YEAR	TEAM	LEAGUE	GP	G	A	PTS	PIM	+/-	PP	SH	GW	S	GP	G	A	PTS	PIM
2016-17	Malmö J18	J18 Allsvenskan	-	-	-	-	-	-	-	-	-	-	2	1	1	2	6
	Malmö J20	SuperElit	32	4	5	9	41	10	-	-	-	-	2	0	0	0	0
	Malmö	SHL	9	0	0	0	0	-2	-	-	-	-	-	-	-	-	-
	Slovakia U18	WJC-18	5	1	1	2	4	1	-	-	-	-	-	-	-	-	-
2017-18	Slovakia U20	WJC-20	5	1	0	1	4	-3	-	-	-	-	-	-	-	-	-
	IK Oskarshamn	Allsvenskan	42	1	6	7	24	1	-	-	-	-	8	1	2	3	2
	HV71	SHL	1	0	0	0	0	-1	-	-	-	-	-	-	-	-	-
	Slovakia U20	WJC-20	5	1	1	2	4	0	-	-	-	-	-	-	-	-	-
2018-19	HV71	SHL	45	1	6	7	10	1	-	-	-	-	9	0	3	3	2
	Slovakia U20	WJC-20	5	1	4	5	2	1	-	-	-	-	-	-	-	-	-
	Slovakia	WC	7	0	1	1	0	-1	-	-	-	-	-	-	-	-	-
	CAPITALS	NHL	6	0	1	1	6	-2	0	0	0	7	2	0	0	0	0
2020-21	Hershey	AHL	56	4	10	14	32	15	0	1	0	102	-	-	-	-	-
	Hershey	AHL	24	3	14	17	29	10	0	1	2	38	-	-	-	-	-
2021-22	CAPITALS	NHL	79	8	9	17	26	15	0	1	2	96	6	0	0	0	8
2022-23	CAPITALS	NHL	67	6	10	16	31	-11	0	0	1	91	-	-	-	-	-
NHL / CAPITALS TOTALS			152	14	20	34	63	2	0	1	3	194	8	0	0	0	8

## CAREER HIGHLIGHTS

### FIRST NHL GAME:

10/2/19 (WSH 3 at STL 2 OT)

### FIRST NHL GOAL:

10/23/21 (WSH 3 vs. CGY 4 OT, Vldar)

### FIRST NHL ASSIST:

2/8/20 (WSH 2 vs. PHI 7)

### MOST GOALS IN A GAME:

1 (14 times, last: 3/17/23, WSH 2 vs. STL 5)

### MOST ASSISTS IN A GAME:

2 (11/16/21, WSH 2 at ANA 3 OT)

### MOST POINTS IN A GAME:

2 (two times, last: 1/17/23, WSH 2 at MIN 4)

### MOST SHOTS IN A GAME:

5 (10/31/22, WSH 2 at CAR 3 SO)

### MOST PIM IN A GAME:

5 (4/2/23, WSH 2 vs. NYR 5)

### MOST ICE TIME IN A GAME:

26:19 (4/8/23, WSH 2 vs. FLA 4)

### MULTIPLE-POINT GAMES:

2 (two times, last: 1/17/23, WSH 2 at MIN 4, 1G, 1A)

### LONGEST GOAL STREAK:

2 (two times, last: 11/29/22-12/1/22, 2G)

### LONGEST ASSIST STREAK:

3 (2/2/22-2/10/22, 3A)

### LONGEST POINT STREAK:

3 (2/2/22-2/10/22, 3A)

### PENALTY SHOTS:

None

### SHOOTOUTS:

None

### MOST GOALS IN A PLAYOFF GAME:

None

### MOST ASSISTS IN A PLAYOFF GAME:

None

### MOST POINTS IN A PLAYOFF GAME:

None



4

DOB

JULY 4, 1998

BIRTHPLACE

KAGE, SWE 

DRAFTED

NSH FOURTH-ROUND CHOICE,  
108TH OVERALL,  
IN THE 2016 NHL DRAFT

ACQUIRED

SIGNED AS FREE AGENT,  
APRIL 27, 2023

POS

D

SHOOTS

LEFT

HEIGHT

6'3"

WEIGHT

216

# HARDY HÄMAN AKTEHL

Pronunciation: \HAR-dee hah-mahn ak-tehl\

## 2022-23 HIGHLIGHTS

- Recorded 36 points (9g, 27a) in 51 games with the Växjö Lakers of the Swedish Hockey League (SHL).
- Established SHL career highs in goals, assists, points and games played.
- Led Växjö and ranked third in the SHL in plus/minus (+23).
- Ranked second on the team in assists and points and tied for third among SHL defenseman in points.
- Added seven points (3g, 4a) and recorded a +6 plus/minus rating in 18 playoff games, helping Växjö capture the SHL championship for the second time in three years.
- During the playoffs, he led Växjö defensemen in goals and ranked third in points.

## CAREER

- Recorded 63 points (17g, 46a), 141 penalty minutes and a +40 plus/minus rating in 151 career SHL games with Växjö.
- Ranked first among Växjö defensemen in plus/minus (+6) and second in assists (11) and points (16) during the 2021-22 season.
- Recorded 11 points (3g, 8a) and a +11 plus/minus rating in his first SHL season with Växjö in 2020-21.
- Recorded three points (2g, 1a) in 14 playoff games and won the 2021 SHL championship with Växjö.
- Recorded 16 points (6g, 10a) in 45 games with IF Björklöven of HockeyAllsvenskan (Sweden-2) during the 2019-20 season and six points (1g, 5a) in 34 games during the 2018-19 season.
- In 79 career games with IF Björklöven, he registered 22 points (7g, 15a) and a +19 plus/minus rating.
- Ranked 60th among European skaters by NHL Central Scouting prior to the 2016 NHL Draft.

# HARDY HÄMAN AKTELL



## CAREER HIGHS

GOALS  
N/A

ASSISTS  
N/A

POINTS  
N/A

## REGULAR SEASON

## PLAYOFFS

YEAR	TEAM	LEAGUE	GP	G	A	PTS	PIM	+/-	PP	SH	GW	S	GP	G	A	PTS	PIM
2015-16	Skellefteå AIK	J18 Elit	10	4	9	13	2	9	-	-	-	-	-	-	-	-	-
	Skellefteå AIK	J18 Allsvenskan	16	2	14	16	6	10	-	-	-	-	2	0	0	0	0
	Skellefteå AIK	J20 SuperElit	2	1	0	1	2	-1	-	-	-	-	1	0	0	0	0
2016-17	Skellefteå AIK	J20 SuperElit	3	1	2	3	6	-4	-	-	-	-	-	-	-	-	-
2017-18	Skellefteå AIK	J20 SuperElit	14	2	2	4	29	2	-	-	-	-	3	1	1	2	0
2018-19	IF Björklöven	HockeyAllsvenskan	34	1	5	6	28	-1	-	-	-	-	-	-	-	-	-
	Vännäs HC	HockeyEttan	2	0	1	1	2	-2	-	-	-	-	-	-	-	-	-
2019-20	IF Björklöven	HockeyAllsvenskan	45	6	10	16	22	20	-	-	-	-	2	0	0	0	0
2020-21	Växjö	SHL	50	3	8	11	72	11	-	-	-	-	14	2	1	3	2
2021-22	Växjö	SHL	50	5	11	16	47	6	-	-	-	-	1	0	4	4	0
2022-23	Växjö	SHL	51	9	27	36	22	23	-	-	-	-	18	3	4	7	10

## CAREER HIGHLIGHTS

FIRST NHL GAME:  
N/A

FIRST NHL GOAL:  
N/A

FIRST NHL ASSIST:  
N/A

MOST GOALS IN A GAME:  
N/A

MOST ASSISTS IN A GAME:  
N/A

MOST POINTS IN A GAME:  
N/A

MOST SHOTS IN A GAME:  
N/A

MOST PIM IN A GAME:  
N/A

MOST ICE TIME IN A GAME:  
N/A

MULTIPLE-POINT GAMES:  
N/A

LONGEST GOAL STREAK:  
N/A

LONGEST ASSIST STREAK:  
N/A

LONGEST POINT STREAK:  
N/A

PENALTY SHOTS: None

SHOOTOUTS: None

MOST GOALS IN A PLAYOFF GAME:  
None

MOST ASSISTS IN A PLAYOFF GAME:  
None

MOST POINTS IN A PLAYOFF GAME:  
None



3

DOB

SEPTEMBER 21, 1990

BIRTHPLACE

ROGERS, MN 

DRAFTED

DET FIFTH-ROUND CHOICE,  
150TH OVERALL,  
IN THE 2009 NHL DRAFT

ACQUIRED

FROM DET ALONG WITH A 5TH ROUND PICK  
(ORIGINALLY FROM BUF) IN THE 2019 NHL  
DRAFT FOR MADISON BOWEY AND WSH'S  
2ND ROUND CHOICE IN THE 2020 NHL  
DRAFT, FEBRUARY 22, 2019

POS

D

SHOOTS

RIGHT

HEIGHT

6'1"

WEIGHT

205

# NICK JENSEN

Pronunciation: \NIHK JEHN-suhn\

## 2022-23 HIGHLIGHTS

- Recorded a career-high 24 assists and 29 points in 77 games.
- Averaged a career high 20:37 of ice time per game.
- Established a career high in points for the second-consecutive season, surpassing his 21 points (5g, 16a) in 76 games played in 2021-22. Jensen has increased his point total in each of his four seasons with Washington.
- His five goals were tied for a single season career high.
- Ranked second on Washington in shorthanded time on ice per game (2:29) and tied for second in blocked shots (128) and points among defensemen.
- Scored two goals on March 21 vs. Columbus, marking his second career multi-goal game.
- Recorded his 100th career assist against Buffalo on Feb. 26.
- Recorded his 100th career point on Nov. 11 vs. Tampa Bay.
- Jensen, the 53rd defenseman taken in the 2009 NHL Draft (150th overall), ranks 15th among defensemen in his draft class in games played (484) and points (120).

## CAREER

- Has played in 294 of Washington's 309 games (95.1 percent) since making his Capitals debut on Feb. 24, 2019, the most games played on the team in that span.
- His 880 minutes on the penalty kill since 2018-19 ranks 13th among defensemen in the NHL.
- Over the past three seasons, Jensen leads the Capitals with 685:33 minutes on the penalty kill.
- Has played in 484 career NHL games. No defensemen selected after Jensen (150th overall) in the 2009 NHL Draft has appeared in more than 20 games.
- Participated in the 2018 World Championship, recording four points (1g, 3a) in 10 games for Team USA en route to a Bronze Medal.
- Attended St. Cloud State University for three seasons, helping lead the Huskies to their first ever Frozen Four appearance in 2013
- Named the WCHA Defensive Player of the Year, to the WCHA First All-Star Team and the NCAA West First All-American Team in 2013.

# NICK JENSEN



## VS. THE NHL

TEAM	GP	G	A	PTS	PIM
ANA	11	1	0	1	0
ARI	10	0	2	2	5
BOS	27	1	5	6	12
BUF	24	1	6	7	6
CGY	11	0	5	5	4
CAR	20	0	4	4	4
CHI	10	0	4	4	0
COL	11	1	2	3	2
CBJ	18	3	3	6	6
DAL	10	0	0	0	4
DET	6	0	2	2	0
EDM	10	0	2	2	2
FLA	17	1	2	3	4
LAK	10	0	2	2	5
MIN	10	0	3	3	2
MTL	19	0	3	3	0
NSH	10	1	4	5	4
NJD	27	2	5	7	24
NYI	27	0	3	3	0
NYR	26	0	4	4	4
OTT	19	1	7	8	2
PHI	28	2	4	6	8
PIT	25	1	7	8	8
SJS	7	0	0	0	0
SEA	4	0	1	1	0
STL	8	0	2	2	4
TBL	21	0	4	4	4
TOR	20	3	7	10	8
VAN	11	0	2	2	0
VGK	8	0	2	2	0
WSH	8	0	3	3	2
WPG	11	0	2	2	2

## CAREER HIGHS

GOALS	ASSISTS	POINTS
5 (2022-23, 2021-22)	24 (2022-23)	29 (2022-23)

## REGULAR SEASON

YEAR	TEAM	LEAGUE	GP	G	A	PTS	PIM	+/-	PP	SH	GW	S	GP	G	A	PTS	PIM
2008-09	Green Bay	USHL	52	5	17	22	27	34	-	-	-	-	7	0	1	1	2
2009-10	Green Bay	USHL	53	6	21	27	35	36	-	-	-	-	12	2	6	8	6
2010-11	St. Cloud State	NCAA	38	5	18	23	18	-5	-	-	-	-	-	-	-	-	-
2011-12	St. Cloud State	NCAA	39	6	26	32	4	14	4	0	0	68	-	-	-	-	-
2012-13	St. Cloud State	NCAA	41	4	27	31	14	19	1	0	2	76	-	-	-	-	-
2013-14	Grand Rapids	AHL	45	0	9	9	8	12	0	0	0	40	10	0	1	1	2
	Toledo	ECHL	3	0	0	0	0	-2	-	-	-	-	-	-	-	-	-
2014-15	Grand Rapids	AHL	75	6	21	27	15	30	1	0	2	87	16	0	3	3	4
2015-16	Grand Rapids	AHL	75	3	16	19	17	1	0	0	1	94	9	0	2	2	0
2016-17	<b>Detroit</b>	<b>NHL</b>	<b>49</b>	<b>4</b>	<b>9</b>	<b>13</b>	<b>12</b>	<b>-7</b>	<b>0</b>	<b>0</b>	<b>0</b>	<b>59</b>	-	-	-	-	-
	Grand Rapids	AHL	27	1	5	6	6	8	1	0	0	44	-	-	-	-	-
2017-18	<b>Detroit</b>	<b>NHL</b>	<b>81</b>	<b>0</b>	<b>15</b>	<b>15</b>	<b>27</b>	<b>-8</b>	<b>0</b>	<b>0</b>	<b>0</b>	<b>107</b>	-	-	-	-	-
	United States	WC	10	1	3	4	0	0	-	-	-	-	-	-	-	-	-
2018-19	<b>Detroit</b>	<b>NHL</b>	<b>60</b>	<b>2</b>	<b>13</b>	<b>15</b>	<b>17</b>	<b>1</b>	<b>0</b>	<b>0</b>	<b>0</b>	<b>66</b>	-	-	-	-	-
	CAPITALS	NHL	20	0	5	5	4	3	0	0	0	28	7	0	0	0	2
2019-20	CAPITALS	NHL	68	0	8	8	13	1	0	0	0	61	8	0	0	0	0
2020-21	CAPITALS	NHL	53	2	12	14	14	5	0	0	0	60	5	0	0	0	2
2021-22	CAPITALS	NHL	76	5	16	21	21	32	0	0	1	88	6	0	0	0	4
2022-23	CAPITALS	NHL	77	5	24	29	18	-1	0	0	0	109	-	-	-	-	-
NHL TOTALS			484	18	102	120	126	26	0	0	1	578	26	0	0	0	8
CAPITALS TOTALS			294	12	65	77	70	40	0	0	1	346	26	0	0	0	8

## PLAYOFFS

## PLAYOFFS VS. THE NHL

TEAM	GP	G	A	PTS	PIM
BOS	6	0	0	0	2
CAR	7	0	0	0	2
FLA	6	0	0	0	4
NYI	5	0	0	0	0
PHI	1	0	0	0	0
TBL	1	0	0	0	0

## CAREER HIGHLIGHTS

### FIRST NHL GAME:

12/20/16 (DET 1 at TB 4)

### FIRST NHL GOAL:

1/31/17 (DET 3 vs. NJ 4, Schneider)

### FIRST NHL ASSIST:

12/20/16 (DET 1 at TB 4)

### MOST GOALS IN A GAME:

2 (two times, last: 3/21/23, WSH 6 vs. CBJ 7 OT)

### MOST ASSISTS IN A GAME:

3 (two times, last: 3/8/22, WSH 5 at CAL 4)

### MOST POINTS IN A GAME:

3 (two times, last: 3/8/22, WSH 5 at CGY 4, 3A)

### MOST SHOTS IN A GAME:

7 (3/8/18, DET 0 vs. VGK 4)

### MOST PIM IN A GAME:

7 (3/26/22, WSH 4 vs. NJ 3)

### MOST ICE TIME IN A GAME:

28:21 (12/31/18, DET 3 vs. FLA 4 SO)

### MULTIPLE-POINT GAMES:

15 (last: 3/21/23, WSH 6 at CBJ 7 OT, 2G)

### LONGEST GOAL STREAK:

N/A

### LONGEST ASSIST STREAK:

3 (12/20/18-12/23/18, 3A)

### LONGEST POINT STREAK:

3 (12/20/18-12/23/18, 3A)

### PENALTY SHOTS:

None

### SHOOTOUTS:

None

### MOST GOALS IN A PLAYOFF GAME:

None

### MOST ASSISTS IN A PLAYOFF GAME:

None

### MOST POINTS IN A PLAYOFF GAME:

None



46

DOB

NOVEMBER 16, 1997

BIRTHPLACE

VANCOUVER, BC



DRAFTED

CAPITALS' FIRST-ROUND CHOICE,  
28TH OVERALL,  
IN THE 2016 NHL DRAFT

POS

D

SHOOTS

LEFT

HEIGHT

6'2"

WEIGHT

189

# LUCAS JOHANSEN

Pronunciation: \LOO-kuhs joh-HAHN-suhn\

## 2022-23 HIGHLIGHTS

- Recorded seven points (1g, 6a) in 40 games with Hershey.
- Added six points (2g, 4a) in 20 playoff games during the Bear's run to the Calder Cup championship.
- Ranked tied for first on Hershey in plus/minus rating (+6) and ranked second among Bears' defensemen in points during the playoffs.
- Registered an assist in game six of the Calder Cup Final on June 19 at Coachella Valley.
- Scored his second goal of the Calder Cup playoffs on May 29 at Rochester.
- Recorded a season-high three shots on Dec. 9 at Bridgeport.
- Scored his first goal of the season on Oct. 28 at Hartford.
- Appeared in two games with Washington.
- Recorded a career high 13:32 of ice time on Dec. 11 at Winnipeg.

## CAREER

- Made his NHL debut and recorded his first career point on Dec. 31, 2021 at Detroit.
- Established AHL single-season career highs in goals (8), assists (20) and points (20) in 62 games during the 2021-22 season.
- Ranked first among Hershey defensemen in plus/minus (20) and second in goals, assists and points.
- Has recorded 80 points (18g, 62a) in 235 career AHL games with Hershey.
- Won the WHL championship in 2015 with the Kelowna Rockets.
- Recorded 98 points (17g, 81a) and a +54 plus/minus rating in 202 career WHL games with Kelowna.
- His older brother, Ryan, is a veteran of over 800 NHL games with Colorado, Nashville and Columbus.

# LUCAS JOHANSEN



## VS. THE NHL

TEAM	GP	G	A	PTS	PIM
DET	1	0	1	1	0
EDM	1	0	0	0	4
WPG	1	0	0	0	0

## CAREER HIGHS

GOALS	ASSISTS	POINTS
8 (2021-22)	10 (2022-23)	17 (2021-22)

## REGULAR SEASON

## PLAYOFFS

YEAR	TEAM	LEAGUE	GP	G	A	PTS	PIM	+/-	PP	SH	GW	S	GP	G	A	PTS	PIM
2012-13	Vancouver	BCMML	40	3	7	10	8	-	-	-	-	-	3	0	1	1	0
2013-14	Vancouver	BCMML	40	7	17	24	26	-	-	-	-	-	-	-	-	-	-
2014-15	Kelowna	WHL	65	1	7	8	16	20	0	0	0	-	19	1	4	5	6
2015-16	Kelowna	WHL	69	10	39	49	20	11	4	1	1	-	18	2	6	8	8
2016-17	Kelowna	WHL	68	6	35	41	39	23	2	0	1	-	17	0	8	8	6
2017-18	Hershey	AHL	74	6	21	27	22	-13	2	0	0	86	-	-	-	-	-
2018-19	Hershey	AHL	45	3	11	14	22	-14	1	0	0	50	9	0	2	2	2
2019-20	Hershey	AHL	9	0	2	2	2	3	0	0	0	9	-	-	-	-	-
2020-21	Hershey	AHL	5	0	2	2	2	2	0	0	0	14	-	-	-	-	-
2021-22	CAPITALS	NHL	1	0	1	1	0	1	0	0	0	0	-	-	-	-	-
	Hershey	AHL	62	8	20	28	18	20	1	0	1	74	3	0	1	1	0
2022-23	CAPITALS	NHL	2	0	0	0	0	0	0	0	0	3	-	-	-	-	-
	Hershey	AHL	40	1	6	7	10	-5	0	0	0	35	20	2	4	6	12
NHL / CAPITALS TOTALS			3	0	1	1	0	1	0	0	0	0	-	-	-	-	-

## CAREER HIGHLIGHTS

**FIRST NHL GAME:**  
12/31/21 (WSH 3 at DET 1)

**FIRST NHL GOAL:**  
None

**FIRST NHL ASSIST:**  
12/31/21 (WSH 3 at DET 1)

**MOST GOALS IN A GAME:**  
None

**MOST ASSISTS IN A GAME:**  
1 (12/31/21, WSH 3 at DET 1)

**MOST POINTS IN A GAME:**  
1 (12/31/21, WSH 3 at DET 1)

**MOST SHOTS IN A GAME:**  
2 (12/11/22, WSH 5 at WPG 2)

**MOST PIM IN A GAME:**  
None

**MOST ICE TIME IN A GAME:**  
13:32 (12/11/22, WSH 5 at WPG 2)

**MULTIPLE-POINT GAMES:**  
None

**LONGEST GOAL STREAK:**  
None

**LONGEST ASSIST STREAK:**  
None

**LONGEST POINT STREAK:**  
None

**PENALTY SHOTS:** None

**SHOOTOUTS:** None

**MOST GOALS IN A PLAYOFF GAME:**  
None

**MOST ASSISTS IN A PLAYOFF GAME:**  
None

**MOST POINTS IN A PLAYOFF GAME:**  
None



# DARCY KUEMPER



Pronunciation: \DAHR-see KEHM-puhr\

## 2022-23 HIGHLIGHTS

- Appeared in 57 games for the Capitals in his first season with the team, which tied his single-season career high in games played (2021-22: 57 GP).
- Ranked eighth in the NHL in goals-against average (2.87) and save percentage (.909) among goaltenders with at least 50 starts.
- His five shutouts were tied for the second most in the NHL (Ilya Sorokin: 6 SO; Alexandar Georgiev: 5 SO; Jake Oettinger: 5 SO).
- Surpassed 20,000 career minutes played on April 10 vs. the New York Islanders.
- Recorded his 9,000th career save on March 11 at the New York Islanders.
- Made his 300th career start on Nov. 29 at Vancouver.
- Played his 300th career game on Oct. 12 vs. Boston.

## CAREER

- Ranks tied first in the NHL in save percentage (.919) and second in goals-against average since 2017-18 (min. 200 GP). Since his rookie season in 2012-13, Kuemper's .916 save percentage ranks tied for 12th among NHL goaltenders with at least 200 games played.
- Ranks first in goals-against average (2.55), wins (165) and shutouts (30) among the 2009 NHL Draft class and second in save percentage (.916) and games played (356).
- His 30 career shutouts rank eighth among active goaltenders.
- Won the Stanley Cup with the Colorado Avalanche in 2022, posting a record of 10-4 with a 2.57 GAA and .902 save percentage in 16 playoff games.
- Posted a 37-12-4 record with a 2.54 goals-against average and .921 save percentage in 57 games played with Colorado in 2021-22.
- Finished the 2021-22 season tied for fourth in the NHL wins (37) and shutouts (5) and ranked fifth in save percentage (.921). His 37 wins were a career high and the fifth-highest total in a single season in Colorado's history.
- Selected to represent the Pacific Division at 2020 NHL All-Star Game (did not play due to injury).
- Ranked tied for third in the NHL in goals-against average (2.22) and third in save percentage (.928) during the 2019-20 season.
- Finished tied for fifth in Vezina Trophy voting in 2018-19.
- Represented Canada at the 2018 and 2021 World Championships, winning a gold medal in 2021 while posting a 5-2-1 record with a 2.17 GAA and a .916 save percentage in eight games.
- During the 2010-11 season, Kuemper led WHL goaltenders in goals-against average (1.83), save percentage (.933) and wins (45) and was awarded the Canadian Hockey League (CHL) Goaltender of the Year.
- Won the Four Broncos Trophy as the WHL Player of the Year for the 2010-11 season.

DOB

**MAY 5, 1990**

BIRTHPLACE

**SASKATOON, SK**

DRAFTED

**MIN SIXTH-ROUND CHOICE,  
161ST OVERALL,  
IN THE 2009 NHL DRAFT**

ACQUIRED

**SIGNED AS FREE AGENT,  
JULY 13, 2022**

POS

**G**

CATCHES

**LEFT**

HEIGHT

**6'5"**

WEIGHT

**210**

# DARCY KUEMPER



## VS. THE NHL

TEAM	GP	MIN	SO	W	L	OT	GAA	SV%
ANA	15	821	0	7	6	0	2.56	.909
ARI	10	607	4	6	1	3	1.19	.952
BOS	10	547	0	2	7	0	2.96	.897
BUF	7	342	0	3	2	1	3.69	.878
CGY	12	632	4	7	2	1	1.71	.951
CAR	7	397	0	1	4	1	3.47	.895
CHI	11	611	1	7	2	1	2.26	.923
COL	11	592	3	4	3	2	2.23	.916
CBJ	9	539	1	4	4	1	2.00	.939
DAL	18	1,049	2	9	6	3	2.75	.915
DET	8	433	0	3	4	1	2.63	.907
EDM	16	980	1	10	2	4	2.20	.926
FLA	9	516	1	3	5	0	2.79	.914
LAK	20	1,143	3	9	7	3	2.20	.927
MIN	10	561	1	3	5	1	2.89	.901
MTL	8	444	0	4	3	0	2.57	.903
NSH	12	690	2	6	2	3	2.52	.918
NJD	9	534	0	0	5	4	2.70	.912
NYI	12	674	0	5	4	2	2.58	.911
NYR	11	656	2	8	3	0	2.65	.907
OTT	9	549	0	6	2	1	2.73	.916
PHI	8	475	0	3	4	1	3.16	.898
PIT	8	486	0	3	4	1	3.08	.910
SJS	18	1,012	1	8	4	4	2.84	.906
SEA	2	120	0	1	0	1	3.00	.887
STL	17	944	1	9	6	0	2.54	.912
TBL	10	521	0	5	4	0	2.76	.907
TOR	8	322	1	3	3	0	2.98	.895
VAN	21	1,222	1	13	6	1	2.26	.924
VGK	16	928	1	6	6	3	2.26	.931
WSH	4	235	0	1	3	0	3.07	.909
WPG	10	501	0	6	2	0	3.00	.917

## CAREER HIGHS

### GAMES PLAYED

57 (2021-22, 2022-23)

### WINS

37 (2021-22)

### SHUTOUTS

5 (2018-19, 2021-22, 2022-23)

## REGULAR SEASON

## PLAYOFFS

YEAR	TEAM	LEAGUE	GP	W	L	OT	MIN	GA	SO	GAA	SA	SV%	GP	W	L	GAA	SV%
2008-09	Reed Deer	WHL	55	21	25	8	3,167	156	3	2.96	1,534	.898	-	-	-	-	-
2009-10	Reed Deer	WHL	61	28	23	4	3,236	147	3	2.73	1,602	.908	2	0	2	5.86	.806
	Houston	AHL	4	2	1	0	199	8	0	2.41	-	.886	-	-	-	-	-
2010-11	Red Deer	WHL	62	45	12	5	3,685	114	13	1.86	1,701	.933	7	4	3	2.83	.896
2011-12	Houston	AHL	19	6	6	4	1,070	42	1	2.36	-	.923	-	-	-	-	-
	Ontario	ECHL	8	7	1	0	-	-	0	1.74	-	.941	-	-	-	-	-
2012-13	Minnesota	NHL	6	1	2	0	288	10	0	2.08	119	.916	2	0	0	3.27	.879
	Houston	AHL	21	13	8	0	1,210	38	4	1.88	-	.934	2	1	1	1.51	.957
	Orlando	ECHL	3	0	2	1	-	-	-	2.61	-	.929	-	-	-	-	-
2013-14	Minnesota	NHL	26	12	8	4	1,480	60	2	2.43	702	.915	6	3	1	2.03	.913
	Iowa	AHL	17	7	10	0	997	41	1	2.47	-	.929	-	-	-	-	-
2014-15	Minnesota	NHL	31	14	12	2	1,569	68	3	2.60	718	.905	1	0	0	0.00	.1000
	Iowa	AHL	5	2	3	0	279	15	1	3.22	-	.891	-	-	-	-	-
2015-16	Minnesota	NHL	21	6	7	5	1,063	43	2	2.43	507	.915	-	-	-	-	-
2016-17	Minnesota	NHL	18	8	5	3	1,053	55	0	3.13	562	.902	-	-	-	-	-
2017-18	Los Angeles	NHL	19	10	1	3	999	35	3	2.10	516	.932	-	-	-	-	-
	Arizona	NHL	10	2	6	2	597	32	1	3.22	317	.899	-	-	-	-	-
	Canada	WC	7	3	2	1	363	14	0	2.48	100	.867	-	-	-	-	-
2018-19	Arizona	NHL	55	27	20	8	3,251	126	5	2.33	1,677	.925	-	-	-	-	-
2019-20	Arizona	NHL	29	16	11	2	1,753	65	2	2.22	903	.928	9	4	5	3.47	.913
	Tuscon	AHL	1	0	1	0	59	2	0	2.05	-	.929	-	-	-	-	-
2020-21	Arizona	NHL	27	10	11	3	1,547	66	2	2.56	710	.907	-	-	-	-	-
	Canada	WC	8	5	2	1	344	13	0	2.17	120	.916	-	-	-	-	-
2021-22	Colorado	NHL	57	37	12	4	3,259	138	5	2.54	1,754	.921	16	10	4	2.57	.902
2022-23	CAPITALS	NHL	57	22	26	7	3,224	154	5	2.87	1,674	.909	-	-	-	-	-
NHL TOTALS			356	165	121	43	20,083	852	30	2.55	10,159	.916	34	17	10	2.72	.908
CAPITALS TOTALS			57	22	26	7	3,224	154	5	2.87	1,674	.909	-	-	-	-	-

## PLAYOFFS VS. THE NHL

TEAM	GP	MIN	SO	W	L	GAA	SV%
CHI	2	73	0	0	0	3.27	.879
COL	11	583	1	4	5	2.98	.903
EDM	1	27	0	0	0	6.59	.813
NSH	7	391	0	5	1	2.30	.933
STL	7	392	0	4	2	2.60	.898
TBL	6	343	1	4	2	2.45	.908

## CAREER HIGHLIGHTS

### FIRST NHL GAME:

2/12/13 (MIN 1 at VAN 2)

### FIRST NHL WIN:

2/17/13 (MIN 3 vs. DET 3)

### FIRST NHL SHUTOUT:

1/12/14 (MIN 4 at NSH 0)

### MOST SHOTS FACED IN A GAME:

50 (4/9/22, COL 2 at EDM 1 SO)

### MOST SAVES IN A GAME:

49 (4/9/22, COL 2 at EDM 1 SO)

### LONGEST WIN STREAK:

7 (two times, last: 12/8/21-1/6/22)

### LONGEST LOSING STREAK:

4 (three times, last: 12/11/18-12/20/18)

### SHOOTOUTS:

15-15, 37 GA on 98 attempts

### MOST SHOTS FACED IN A PLAYOFF GAME:

52 (8/7/20, ARI 4 vs. NSH 3 OT)



# EVGENY KUZNETSOV



Pronunciation: \ehv-GEH-nee kooz-NEHT-sahv\

## 2022-23 HIGHLIGHTS

- Led the Capitals in assists (43) and ranked third on the team in points (55).
- Ranked tied for second on the Capitals in games played (81) and tied for third in multi-point games (10).
- Led the Capitals and ranked tied for second in the NHL in shootout goals (5).
- His 83.3 shootout shooting percentage (five goals on six attempts) ranked first in the NHL among players with at least five shootout shots.
- Passed Dale Hunter (375), Calle Johansson (361), Bengt Gustafsson (359) and Peter Bondra (353) on the franchise's all-time assists list, finishing 2022-23 in sixth place.
- Became the ninth player in franchise history to reach the 600-game and 500-point marks, joining Alex Ovechkin, Nicklas Backstrom, John Carlson, Peter Bondra, Dale Hunter, Michal Pivonka, Mike Gartner and Bengt Gustafsson.
- Passed Mike Ridley (547) for the ninth-most points in franchise history on March 23 vs. Chicago.
- Passed Kelly Miller (162) for the 14th-most goals in franchise history on Feb. 25 vs. the New York Rangers.
- Passed Sergei Gonchar (654) for the 16th-most games played in franchise history on March 16 vs. Florida.
- Passed Dale Hunter (375) for the sixth-most assists in franchise history on Jan. 19 at Arizona.
- Passed Calle Johansson (361) for the seventh-most assists in franchise history on Dec. 13 at Chicago.
- Passed Bengt Gustafsson (359) for the eighth-most assists in franchise history on Dec. 7 at Philadelphia.
- Passed Peter Bondra (353) for the ninth-most assists in franchise history on Nov. 13 at Tampa Bay.
- Played his 600th career game in the Capitals' season opener vs. Boston on Oct. 12.
- Recorded three third-period assists to reach the 500-point mark in a 6-4 comeback win over Vancouver on Oct. 17.

## CAREER

- Ranks sixth in franchise history in assists (386) and ninth in points (551).
- Ranks tied for fourth in franchise history in playoff goals (29), fifth in playoff points (67) and eighth in playoff assists (38).
- Won the Stanley Cup with the Capitals in 2018 and led all players in scoring with 32 points (12g, 20a) in 24 playoff games, including eight points (1g, 7a) in five Stanley Cup Final games.
- Is one of just 18 players in NHL history to record at least 32 points in a single postseason.
- Scored the series-clinching goal in overtime in Game 6 of the Eastern Conference Second Round at Pittsburgh on May 7, 2018 to send the Capitals to the Eastern Conference Final for the first time since 1998.
- Has twice scored series-clinching goals (Game 7 of the Eastern Conference First Round vs. the New York Islanders on April 27, 2015; Game 6 of the Eastern Conference Second Round at Pittsburgh on May 7, 2018).
- His eight career overtime goals rank tied for third in franchise history, while his 13 game-winning goals over the past five seasons rank fourth on the Capitals.

# 92

DOB

MAY 19, 1992

BIRTHPLACE

CHELYABINSK, RUS

DRAFTED

CAPITALS' FIRST-ROUND CHOICE,  
26TH OVERALL,  
IN THE 2010 NHL DRAFT

POS

C

SHOOTS

LEFT

HEIGHT

6'2"

WEIGHT

202

# EVGENY KUZNETSOV



## VS. THE NHL

TEAM	GP	G	A	PTS	PIM
ANA	17	3	6	9	6
ARI	15	4	10	14	8
BOS	30	6	17	23	20
BUF	29	5	18	23	10
CGY	16	4	10	14	10
CAR	30	7	13	20	26
CHI	13	3	6	9	6
COL	14	7	13	20	8
CBJ	33	8	19	27	20
DAL	16	4	7	11	6
DET	20	5	14	19	6
EDM	15	8	7	15	12
FLA	23	5	14	19	12
LAK	17	6	9	15	16
MIN	15	4	7	11	10
MTL	23	6	19	25	14
NSH	17	4	10	14	10
NJD	39	10	20	30	14
NYI	38	6	19	25	14
NYR	35	10	22	32	20
OTT	22	8	12	20	12
PHI	36	5	21	26	26
PIT	41	9	18	27	14
SJS	17	2	6	8	6
SEA	4	0	3	3	4
STL	15	3	5	8	10
TBL	25	3	17	20	16
TOR	24	4	13	17	10
VAN	17	10	14	24	8
VGK	9	3	8	11	2
WPG	15	3	9	12	8

## CAREER HIGHS

GOALS	ASSISTS	POINTS
27 (2017-18)	57 (2015-16)	83 (2017-18)

## REGULAR SEASON

YEAR	TEAM	LEAGUE	GP	G	A	PTS	PIM	+/-	PP	SH	GW	S	GP	G	A	PTS	PIM
2009-10	Chelyabinsk	KHL	35	2	7	9	10	-	-	-	-	-	4	1	0	1	0
	Russia U18	WJC-18	7	5	7	12	6	-	-	-	-	-	-	-	-	-	-
	Russia U20	WJC-20	6	2	0	2	10	-	-	-	-	-	-	-	-	-	-
2010-11	Chelyabinsk	KHL	44	17	15	32	30	-	-	-	-	-	-	-	-	-	-
	Russia U20	WJC-20	7	4	7	11	4	-	-	-	-	-	-	-	-	-	-
2011-12	Chelyabinsk	KHL	49	19	22	41	30	5	-	-	-	-	12	7	2	9	10
	Russia U20	WJC-20	7	6	7	13	4	6	-	-	-	-	-	-	-	-	-
	Russia	WC	10	2	4	6	4	3	-	-	-	-	-	-	-	-	-
2012-13	Chelyabinsk	KHL	51	19	25	44	42	-1	-	-	-	-	25	5	6	11	28
	Russia	EHT	9	2	2	4	8	1	-	-	-	-	-	-	-	-	-
	Russia	WC	3	1	0	1	2	1	-	-	-	-	-	-	-	-	-
2013-14	CAPITALS	NHL	17	3	6	9	6	-2	0	1	0	22	-	-	-	-	-
	Chelyabinsk	KHL	31	8	13	21	12	-10	-	-	-	-	-	-	-	-	-
	Russia	WC	10	1	1	2	4	3	0	0	0	8	-	-	-	-	-
2014-15	CAPITALS	NHL	80	11	26	37	24	10	4	0	1	127	14	5	2	7	8
2015-16	CAPITALS	NHL	82	20	57	77	32	27	5	0	4	193	12	1	1	2	8
	Russia	WC	6	1	1	2	0	4	0	0	1	16	-	-	-	-	-
2016-17	CAPITALS	NHL	82	19	40	59	46	18	3	0	4	170	13	5	5	10	-8
	Russia	World Cup	4	2	0	2	6	0	0	0	0	5	-	-	-	-	-
2017-18	CAPITALS	NHL	79	27	56	83	48	3	7	1	8	187	24	12	20	32	16
2018-19	CAPITALS	NHL	76	21	51	72	50	7	8	0	3	193	7	1	5	6	2
	Russia	WC	10	2	4	6	6	7	-	-	-	-	-	-	-	-	-
2019-20	CAPITALS	NHL	63	19	33	52	40	-2	6	0	0	129	8	3	2	5	4
2020-21	CAPITALS	NHL	41	9	20	29	18	7	1	0	4	78	3	0	0	0	0
2021-22	CAPITALS	NHL	79	24	54	78	44	7	8	3	4	208	6	2	3	5	2
2022-23	CAPITALS	NHL	81	12	43	55	56	-26	5	0	2	172	-	-	-	-	-
NHL / CAPITALS TOTALS			680	165	386	551	364	49	47	5	30	1,479	87	29	38	67	48

## PLAYOFFS VS. THE NHL

TEAM	GP	G	A	PTS	PIM
BOS	4	0	0	0	2
CAR	7	1	5	6	2
CBJ	6	4	4	8	8
FLA	6	2	3	5	2
NYI	12	5	3	8	2
NYR	7	2	1	3	6
PHI	7	1	0	1	3
PIT	19	7	7	14	16
TBL	8	5	6	11	2
TOR	6	1	2	3	2
VGK	5	1	7	8	2

## CAREER HIGHLIGHTS

### FIRST NHL GAME:

3/10/14 (WSH 2 vs. PIT 3)

### FIRST NHL GOAL:

3/25/14 (WSH 4 vs. LA 5 SO, Quick)

### FIRST NHL ASSIST:

3/14/14 (WSH 4 vs. VAN 3)

### MOST GOALS IN A GAME:

3 (two times, last: 3/11/22, WSH 4 at VAN 3 OT)

### MOST ASSISTS IN A GAME:

4 (two times, last: 10/7/17, WSH 6 vs. MTL 1)

### MOST POINTS IN A GAME:

5 (10/23/15, WSH 7 at EDM 4, 3G, 2A)

### MOST SHOTS IN A GAME:

9 (two times, last: 3/20/19, WSH 4 vs. TB 5 OT)

### MOST PIM IN A GAME:

10 (4/12/22, WSH 9 vs. PHI 2)

### MOST ICE TIME IN A GAME:

25:47 (3/20/22, WSH 2 vs. DAL 3)

### MULTIPLE-POINT GAMES:

127 (last: 2/25/23, WSH 6 vs. NYR 3, 2G, 2A)

### LONGEST GOAL STREAK:

3 (five times, last: 10/19/21-10/23/21, 4G)

### LONGEST ASSIST STREAK:

8 (two times, last: 11/30/18-12/15/18, 9A)

### LONGEST POINT STREAK:

12 (3/3/22-3/26/22, 7G, 8A)

### PENALTY SHOTS: 0/1

### SHOOTOUTS: 26/59

### MOST GOALS IN A PLAYOFF GAME:

2 (two times, last: 4/12/18, WSH 3 vs. CBJ 4 OT)

### MOST ASSISTS IN A PLAYOFF GAME:

4 (6/4/18, WSH 6 vs. VGK 2)

### MOST POINTS IN A PLAYOFF GAME:

4 (two times, last: 6/4/18, WSH 6 vs. VGK 2, 4A)

**CAREER**

- The 25th overall selection in the 2010 NHL Draft, Kuznetsov ranks third among his draft class in assists (386) and sixth in points (551).
- Scored his first career NHL goal on March 25, 2014 vs. Los Angeles, tying the game with a shorthanded goal with 42 seconds left in regulation. He became the only player in NHL history to score his first career goal shorthanded and tie a game with less than a minute remaining in regulation.
- Made his NHL debut on March 10, 2014 vs. Pittsburgh.
- Has represented Russia in three World Junior Championships (2010, 2011, 2012), six World Championships (2012, 2013, 2014, 2016, 2017, 2019) and the World Cup of Hockey (2016). In total, Kuznetsov has recorded 22 points (10g, 12a) in 48 games for Russia at the senior level, and has earned three Gold Medals (2011 World Junior Championship, 2012 World Championship, 2014 World Championship), one Silver Medal (2012 World Junior Championship) and two Bronze Medals (2016 World Championship, 2017 World Championship).
- Led all players in scoring with 13 points (6g, 7a) in seven games at the 2012 World Junior Championship en route to the gold medal.

**ASSISTS PER 60 MINUTES AT 5v5 SINCE 2015-16**

		GP	A (at 5v5)	A/60
1.	Mitchell Marner	507	219	1.79
2.	Connor McDavid	569	270	1.74
3.	Artemi Panarin	590	251	1.66
4.	Nikita Kucherov	511	203	1.62
5.	<b>EVGENY KUZNETSOV</b>	<b>583</b>	<b>209</b>	<b>1.56</b>
6.	Johnny Gaudreau	601	229	1.55
7.	Jonathan Huberdeau	554	195	1.54
	Nathan MacKinnon	563	223	1.54
9.	Steven Stamkos	512	177	1.53
10.	Leon Draisaitl	601	237	1.52





# 92 EVGENY KUZNETSOV



# CHARLIE LINDGREN

Pronunciation: \CHAH-lee LIHND-grehn\

## 2022-23 HIGHLIGHTS

- Established single-season career highs in games played (31) and wins (13).
- Named the NHL's First Star for the week ending Dec. 11, 2022. In four starts, Lindgren posted a 4-0-0 record with a 1.50 goals-against average and a .949 save percentage. Additionally, Lindgren recorded a 1.26 goals-against average and a .957 save percentage at five-on-five.
- Became the 10th different Capitals goaltender to earn First Star/Player of the Week honors and the first since Braden Holtby in 2011 (for the week ending March 14).
- His five-game win streak from Dec. 5-13 was tied for the longest of his NHL career.
- Co-led the NHL in wins (9) in the month of December.
- Recorded his first career NHL assist and point on March 21 vs. Columbus. It marked the first point by a Capitals' goaltender since Ilya Samsonov on March 11, 2021 at Philadelphia.
- Made his 50th career start on March 15 against Buffalo.
- Recorded his 1,000th career save on Nov. 26 at New Jersey.
- Recorded a combined 74 saves through his first two games with the Capitals (10/13 at TOR: 36 saves and 10/24 at NJD: 38 saves). Lindgren's 74 saves through two games were the second-most through a goaltender's first two career contests with the Capitals behind Gary Inness in 1978-79 (76 saves).

## CAREER

- In 60 career NHL games with Washington, Montreal and St. Louis, Lindgren is 28-23-5 with two shutouts, a 2.89 goals-against average and a .906 save percentage.
- Posted a 5-0-0 record with a 1.22 goals-against average and a .958 save percentage in five games with the St. Louis Blues in 2021-22, becoming the first goaltender in franchise history to earn wins in each of his first five appearances.
- Posted a 76-65-24 record with 11 shutouts, a 2.75 goals-against average, a .903 save percentage in 171 career AHL games with the St. John's IceCaps, Laval Rocket and Springfield Thunderbirds.
- Signed a two-year entry-level contract with the Montreal Canadiens as an undrafted free agent on March 30, 2016.
- Attended St. Cloud State University, where he posted a 51-29-3 record with a 2.21 goals-against average, a .921 save percentage and eight shutouts in 88 games over three seasons.
- During the 2015-16 season, Lindgren was selected to the NCHC First All-Star Team, the NCAA (West) First All-American Team and named NCHC Goaltender of the Year.

# 79

DOB

**DECEMBER 18, 1993**

BIRTHPLACE

**LAKEVILLE, MN** 

ACQUIRED

**SIGNED AS FREE AGENT,  
JULY 13, 2022**

POS

**G**

CATCHES

**RIGHT**

HEIGHT

**6'2"**

WEIGHT

**185**

# CHARLIE LINDGREN



## VS. THE NHL

TEAM	GP	MIN	SO	W	L	OT	GAA	SV%
ANA	1	60	0	0	1	0	3.11	.850
ARI	1	58	0	0	1	0	5.14	.844
BOS	1	45	0	0	1	0	3.97	.917
BUF	3	158	0	2	0	0	2.67	.913
CGY	1	23	0	0	1	0	5.26	.778
CAR	3	180	0	2	1	0	2.34	.925
CHI	3	180	1	2	1	0	2.34	.926
CBJ	4	244	0	1	1	2	4.18	.862
DAL	4	237	0	2	2	0	1.52	.948
DET	4	244	0	3	1	0	2.70	.897
EDM	2	120	0	2	0	0	3.01	.898
FLA	5	244	0	2	3	0	2.95	.910
MIN	3	172	0	0	3	0	3.49	.895
MTL	2	120	0	2	0	0	1.50	.946
NSH	1	58	0	0	1	0	3.08	.857
NJD	4	243	0	2	2	0	4.44	.858
NYI	1	60	0	1	0	0	3.00	.914
PHI	2	125	1	1	0	1	0.48	.984
SJS	1	59	0	0	1	0	3.07	.906
SEA	1	60	0	1	0	0	1.00	.962
STL	1	64	0	0	0	1	3.76	.833
TBL	1	44	0	0	0	0	1.38	.960
TOR	6	316	0	2	3	0	3.80	.903
VGK	3	149	0	1	0	1	2.82	.901
WPG	2	120	0	2	0	0	1.51	.947

## CAREER HIGHS

### GAMES PLAYED

31 (2022-23)

### WINS

13 (2022-23)

### SHUTOUTS

2 (2017-18)

## REGULAR SEASON

## PLAYOFFS

YEAR	TEAM	LEAGUE	GP	W	L	OT	MIN	GA	SO	GAA	SA	SV%	GP	W	L	GAA	SV%
2011-12	Sioux Falls	USHL	33	9	19	3	1,821	101	0	3.33	1,082	.907	-	-	-	-	-
2012-13	Sioux Falls	USHL	52	34	14	2	2,853	133	2	2.80	1,331	.900	10	5	5	2.52	.921
2013-14	St. Cloud	NCAA	10	2	2	1	323	13	1	2.42	-	.905	-	-	-	-	-
2014-15	St. Cloud	NCAA	38	19	18	1	2,226	84	2	2.26	-	.919	-	-	-	-	-
2015-16	St. Cloud	NCAA	40	30	9	1	2,343	83	5	2.13	-	.925	-	-	-	-	-
	Montreal	NHL	1	1	0	0	60	2	0	2.00	28	.929	-	-	-	-	-
2016-17	Montreal	NHL	2	2	0	0	122	3	0	1.48	59	.949	-	-	-	-	-
	St. John's	AHL	48	24	18	6	2,859	122	5	2.56	-	.914	4	1	3	2.21	.922
2017-18	Montreal	NHL	14	4	8	2	833	42	2	3.03	457	.908	-	-	-	-	-
	Laval	AHL	37	8	19	9	2,161	122	2	3.39	-	.886	-	-	-	-	-
2018-19	Montreal	NHL	1	1	0	0	65	5	0	4.62	49	.898	-	-	-	-	-
	Laval	AHL	33	11	14	6	1,859	91	0	2.94	-	.884	-	-	-	-	-
2019-20	Montreal	NHL	6	2	4	0	361	20	0	3.33	178	.888	-	-	-	-	-
	Laval	AHL	16	7	6	2	923	41	1	2.67	-	.893	-	-	-	-	-
2020-21	Laval	AHL	3	2	1	0	180	7	0	2.34	-	.887	-	-	-	-	-
2021-22	St. Louis	NHL	5	5	0	0	246	5	0	1.22	118	.958	-	-	-	-	-
	Springfield	AHL	34	24	7	1	1,979	73	3	2.21	-	.925	8	5	3	2.79	.914
2022-23	CAPITALS	NHL	31	13	11	3	1,692	86	0	3.05	853	.899	-	-	-	-	-
NHL TOTALS			60	28	23	5	3,379	163	2	2.89	1,742	.906	-	-	-	-	-
CAPITALS TOTALS			31	13	11	3	1,692	86	0	3.05	853	.899	-	-	-	-	-

## CAREER HIGHLIGHTS

### FIRST NHL GAME:

4/7/16 (MTL 4 at CAR 2)

### FIRST NHL WIN:

4/7/16 (MTL 4 at CAR 2)

### FIRST NHL SHUTOUT:

11/5/17 (MTL 2 at CHI 0)

### MOST SHOTS FACED IN A GAME:

49 (two times, last: 4/6/19, MTL 6 vs. TOR 5 SO)

### MOST SAVES IN A GAME:

45 (3/17/18, MTL 0 at TOR 4)

### LONGEST WIN STREAK:

5 (12/5/22-12/13/22)

### LONGEST LOSING STREAK:

3 (11/16/17-11/21/17)

### SHOOTOUTS:

3-2, 5 GA on 21 attempts

### MOST SHOTS FACED IN A PLAYOFF GAME:

None



47

DOB

FEBRUARY 4, 1998

BIRTHPLACE

DELTA, BC 

DRAFTED

CAPITALS' FIFTH-ROUND CHOICE,  
145TH OVERALL,  
IN THE 2016 NHL DRAFT

POS

LW

SHOOTS

LEFT

HEIGHT

6'2"

WEIGHT

208

# BECK MALENSTYN

Pronunciation: \BEHK MAL-ehn-stighn\

## 2022-23 HIGHLIGHTS

- Made his season debut and recorded his first career NHL assist on Oct. 24 at New Jersey.
- Scored his first career game-winning goal on Oct. 29 at Nashville.
- Recorded a career high eight hits on April 11 at Boston.
- Registered a career high 12:46 of ice time on April 10 vs. the New York Islanders.
- Led Washington in hits (19) in the final five games of the season from April 8-13.
- Added 10 points (6g, 4a) in 40 regular-season games with the Hershey Bears (AHL) and eight points (4g, 4a) in 20 playoff games during Hershey's run to the Calder Cup championship.
- His 0.25 points-per-game was the second-highest rate of his career (2019-20: 0.33).

## CAREER

- Appeared in 12 games with the Capitals during the 2021-22 season.
- Scored his first career NHL goal and point on Nov. 30, 2021 at Florida.
- Recorded 34 hits in 12 games from Nov. 24 to Dec. 9, which ranked first on Washington during that span.
- Recorded 16 points (10g, 6a) in 65 games with Hershey in 2021-22, establishing an AHL career high in goals and tying a career high in points.
- Made his NHL debut on Nov. 20, 2019 at the New York Rangers.
- Has recorded 57 points (30g, 27a) in 225 career AHL games with Hershey.
- Won the WHL Championship in 2018 with the Swift Current Broncos, recording 11 points (4g, 7a) in 26 playoff games.
- Recorded 128 points (65g, 63a) in 238 career WHL games with Swift Current and Calgary.
- Won a gold medal with Canada at the 2016 Ivan Hlinka Memorial Tournament.

# BECK MALENSTYN



## VS. THE NHL

TEAM	GP	G	A	PTS	PIM
ANA	1	0	0	0	0
BOS	1	0	0	0	0
BUF	1	0	0	0	0
CAR	2	0	0	0	0
CHI	2	0	0	0	0
CBJ	1	0	0	0	0
DAL	1	0	0	0	0
FLA	4	1	0	1	2
LAK	1	0	0	0	7
MTL	1	0	0	0	0
NSH	1	1	0	1	0
NJD	2	0	1	1	2
NYI	1	0	0	0	0
NYR	1	0	0	0	0
PIT	1	0	0	0	0
VAN	1	0	0	0	0
VGK	1	0	0	0	0
WPG	1	0	0	0	0

## CAREER HIGHS

GOALS	ASSISTS	POINTS
1 (2022-23, 2021-22)	1 (2022-23)	2 (2022-23)

## REGULAR SEASON

## PLAYOFFS

YEAR	TEAM	LEAGUE	GP	G	A	PTS	PIM	+/-	PP	SH	GW	S	GP	G	A	PTS	PIM
2013-14	Calgary	WHL	5	0	3	3	4	4	0	0	0	-	-	-	-	-	-
2014-15	Calgary	WHL	51	8	4	12	25	1	0	0	1	-	11	1	1	2	4
	Canada Black U17	WHC-17	5	0	1	1	0	-	-	-	-	-	-	-	-	-	-
2015-16	Calgary	WHL	70	8	17	25	47	0	0	0	0	-	5	2	1	3	2
	Canada U18	WJC-18	7	1	2	3	4	2	-	-	-	-	-	-	-	-	-
2016-17	Calgary	WHL	70	32	24	56	60	-13	7	2	4	-	4	0	0	0	2
2017-18	Calgary	WHL	4	0	3	3	0	2	0	0	0	5	-	-	-	-	-
	Swift Current	WHL	38	17	12	29	28	10	4	3	3	105	26	4	7	11	18
2018-19	Hershey	AHL	74	7	9	16	66	0	0	1	1	92	9	0	2	2	6
2019-20	<b>CAPITALS</b>	<b>NHL</b>	<b>3</b>	<b>0</b>	<b>0</b>	<b>0</b>	<b>0</b>	<b>-1</b>	<b>0</b>	<b>0</b>	<b>0</b>	<b>4</b>	-	-	-	-	-
	Hershey	AHL	46	7	8	15	20	5	0	1	3	64	-	-	-	-	-
2020-21	Hershey	AHL	-	-	-	-	-	-	-	-	-	-	-	-	-	-	-
2021-22	<b>CAPITALS</b>	<b>NHL</b>	<b>12</b>	<b>1</b>	<b>0</b>	<b>1</b>	<b>9</b>	<b>2</b>	<b>0</b>	<b>0</b>	<b>0</b>	<b>10</b>	-	-	-	-	-
	Hershey	AHL	65	10	6	16	20	-8	0	1	3	103	3	1	0	1	0
2022-23	<b>CAPITALS</b>	<b>NHL</b>	<b>9</b>	<b>1</b>	<b>1</b>	<b>2</b>	<b>2</b>	<b>0</b>	<b>0</b>	<b>0</b>	<b>1</b>	<b>7</b>	-	-	-	-	-
	Hershey	AHL	40	6	4	10	23	1	0	1	0	60	20	4	4	8	12
<b>NHL / CAPITALS TOTALS</b>			<b>24</b>	<b>2</b>	<b>1</b>	<b>3</b>	<b>11</b>	<b>1</b>	<b>0</b>	<b>0</b>	<b>1</b>	<b>21</b>	-	-	-	-	-

## CAREER HIGHLIGHTS

### FIRST NHL GAME:

11/20/19 (WSH 1 at NYR 4)

### FIRST NHL GOAL:

11/30/21 (WSH 4 at FLA 5 OT, Babrovsky)

### FIRST NHL ASSIST:

10/24/22 (WSH 6 at NJD 3)

### MOST GOALS IN A GAME:

1 (two times, last: 10/29/22, WSH 3 at NSH 0)

### MOST ASSISTS IN A GAME:

1 (one time: WSH 6 at NJD 3)

### MOST POINTS IN A GAME:

1 (three times, last: 10/29/22, WSH 3 at NSH 0, 1G)

### MOST SHOTS IN A GAME:

3 (11/20/19, WSH 1 at NYR 4)

### MOST PIM IN A GAME:

7 (12/19/21, WSH 2 vs. LAK 3)

### MOST ICE TIME IN A GAME:

12:46 (4/10/23, WSH 5 vs. NYI 2)

### MULTIPLE-POINT GAMES:

None

### LONGEST GOAL STREAK:

None

### LONGEST ASSIST STREAK:

None

### LONGEST POINT STREAK:

None

### PENALTY SHOTS:

None

### SHOOTOUTS:

None

### MOST GOALS IN A PLAYOFF GAME:

None

### MOST ASSISTS IN A PLAYOFF GAME:

None

### MOST POINTS IN A PLAYOFF GAME:

None



# ANTHONY MANTHA

Pronunciation: \AN-thuh-nee MAN-thuh\

## 2022-23 HIGHLIGHTS

- Twenty-five of his 27 points came at even strength, which ranked eighth on the team.
- Ten of his 16 assists (62.5%) were primary assists, the second-highest percentage among Capitals players with at least 15 assists.
- Ranked fifth among Capitals forwards in shot attempt percentage at five-on-five (52.0%).
- Ranked seventh on the Capitals in shots (119).
- Credited with the game-winning goal on March 23 vs. Chicago.
- Played his 400th career game on Jan. 26 vs. Pittsburgh.
- Recorded his 50th point as a Capital on Dec. 17 vs. Toronto.
- Recorded a season-long four game point streak (12/7-12/13/22: 2g, 4a).
- Logged a season-high 18:25 of ice time on Nov. 15 at Florida.
- Scored the game-winning goal on Oct. 15 vs. Montreal.

## CAREER

- Ranks second on the Capitals in primary assists per 60 minutes at five-on-five (0.75) since making his Capitals' debut on April 13, 2021 (min. 50 GP).
- Ranks eighth in the NHL in relative shot attempt percentage at five-on-five (5.4%) since 2017-18 (min. 300 GP).
- Became the first player in franchise history to score a goal in each of his first four games with the Capitals.
- Is a two-time 20-goal scorer (2018-19: 25g; 2017-18: 24g).
- Led Detroit in goals (24) during the 2017-18 season.
- Scored all four goals in Detroit's home opener on Oct. 6, 2019 vs. Dallas. It marked Detroit's first natural hat trick since March 19, 2008, the first four-goal game since Feb. 2, 2011 and the sixth hat trick in a home opener in franchise history.
- Represented Canada at the 2019 World Championship, where he ranked tied for fifth in tournament scoring with 14 points (7g, 7a) in nine games and earned a silver medal.
- Named the Canadian Hockey League's Player of the Year and the most-valuable player of the Quebec Major Junior Hockey League after recording a league-leading 120 points (57g, 63a) in 57 regular-season games. Added 38 points (24g, 14a) in 24 playoff games to help the Val-d'Or Foreurs capture the QMJHL championship.
- Led Canada in scoring with 11 points (5g, 6a) in seven games at the 2014 World Junior Championship.
- Mantha's grandfather, Marcel Pronovost, is in the Hockey Hall of Fame after a 20-year career between the Detroit Red Wings and Toronto Maple Leafs. Pronovost, a defenseman, accumulated 345 points (88g, 257a) in 1,206 games, winning five Stanley Cups in his career.

# 39

DOB

SEPTEMBER 16, 1994

BIRTHPLACE

LONGUEUIL, QC 

DRAFTED

DET FIRST-ROUND CHOICE,  
20TH OVERALL,  
IN THE 2013 NHL DRAFT

ACQUIRED

FROM DET FOR JAKUB VRANA, RICHARD PANIK, A 1ST ROUND PICK IN THE 2021 NHL DRAFT AND A 2ND ROUND PICK IN THE 2022 NHL DRAFT, APRIL 12, 2021

POS

RW

SHOOTS

LEFT

HEIGHT

6'5"

WEIGHT

234

# ANTHONY MANTHA



## VS. THE NHL

TEAM	GP	G	A	PTS	PIM
ANA	9	1	4	5	7
ARI	9	3	2	5	9
BOS	18	8	6	14	6
BUF	19	5	9	14	7
CGY	11	6	6	12	27
CAR	21	8	2	10	19
CHI	14	4	6	10	2
COL	11	2	1	3	11
CBJ	21	8	6	14	15
DAL	13	7	3	10	4
DET	4	0	1	1	4
EDM	10	2	2	4	0
FLA	20	5	3	8	0
LAK	9	2	4	6	0
MIN	9	4	4	8	4
MTL	20	10	7	17	19
NSH	17	2	6	8	8
NJD	16	3	7	10	0
NYI	17	7	5	12	4
NYR	14	0	3	3	2
OTT	15	4	4	8	8
PHI	15	4	8	12	7
PIT	15	2	4	6	8
SJS	7	1	2	3	2
SEA	3	1	1	2	0
STL	8	0	2	2	4
TBL	25	6	12	18	46
TOR	17	3	5	8	6
VAN	10	3	3	6	4
VGK	8	4	2	6	2
WSH	8	2	2	4	4
WPG	7	2	1	3	2

## PLAYOFFS VS. THE NHL

TEAM	GP	G	A	PTS	PIM
FLA	6	0	4	4	13
BOS	5	0	2	2	6

## CAREER HIGHS

GOALS	ASSISTS	POINTS
25 (2018-19)	24 (2017-18)	48 (2017-18, 2018-19)

## REGULAR SEASON

YEAR	TEAM	LEAGUE	GP	G	A	PTS	PIM	+/-	PP	SH	GW	S	GP	G	A	PTS	PIM
2010-11	Val-d'Or Foreurs	QMJHL	2	0	0	0	0	-2	-	-	-	-	-	-	-	-	-
2011-12	Val-d'Or Foreurs	QMJHL	63	22	29	51	39	-11	-	-	-	-	4	2	2	4	6
	Canada U18	WJC-18	7	1	0	1	0	-2	-	-	-	-	-	-	-	-	-
2012-13	Val-d'Or Foreurs	QMJHL	67	50	39	89	71	21	-	-	-	-	9	5	7	12	13
2013-14	Val-d'Or Foreurs	QMJHL	57	57	63	120	75	34	-	-	-	-	24	24	14	38	52
	Canada U20	WJC-20	7	5	6	11	0	6	-	-	-	-	-	-	-	-	-
2014-15	Grand Rapids	AHL	62	15	18	33	64	5	6	0	1	140	16	2	2	4	16
2015-16	<b>Detroit</b>	<b>NHL</b>	<b>10</b>	<b>2</b>	<b>1</b>	<b>3</b>	<b>2</b>	<b>-6</b>	<b>2</b>	<b>0</b>	<b>1</b>	<b>18</b>	-	-	-	-	-
	Grand Rapids	AHL	60	21	24	45	32	13	4	0	4	150	9	4	7	11	8
2016-17	<b>Detroit</b>	<b>NHL</b>	<b>60</b>	<b>17</b>	<b>19</b>	<b>36</b>	<b>53</b>	<b>10</b>	<b>1</b>	<b>0</b>	<b>3</b>	<b>133</b>	-	-	-	-	-
	Grand Rapids	AHL	10	8	2	10	6	2	4	0	1	34	-	-	-	-	-
2017-18	<b>Detroit</b>	<b>NHL</b>	<b>80</b>	<b>24</b>	<b>24</b>	<b>48</b>	<b>52</b>	<b>-1</b>	<b>9</b>	<b>0</b>	<b>2</b>	<b>190</b>	-	-	-	-	-
2018-19	<b>Detroit</b>	<b>NHL</b>	<b>67</b>	<b>25</b>	<b>23</b>	<b>48</b>	<b>30</b>	<b>-8</b>	<b>7</b>	<b>0</b>	<b>1</b>	<b>198</b>	-	-	-	-	-
	Canada	WC	9	7	7	14	16	9	-	-	-	-	-	-	-	-	-
2019-20	<b>Detroit</b>	<b>NHL</b>	<b>43</b>	<b>16</b>	<b>22</b>	<b>38</b>	<b>34</b>	<b>-7</b>	<b>6</b>	<b>0</b>	<b>3</b>	<b>137</b>	-	-	-	-	-
2020-21	<b>Detroit</b>	<b>NHL</b>	<b>42</b>	<b>11</b>	<b>10</b>	<b>21</b>	<b>17</b>	<b>-14</b>	<b>2</b>	<b>0</b>	<b>0</b>	<b>100</b>	-	-	-	-	-
	CAPITALS	NHL	14	4	4	8	8	0	1	0	0	38	5	0	2	2	6
2021-22	CAPITALS	NHL	37	9	14	23	14	4	0	0	0	82	6	0	4	4	13
2022-23	CAPITALS	NHL	67	11	16	27	31	-8	1	0	2	119	-	-	-	-	-
NHL TOTALS			420	119	133	252	241	-30	29	0	12	1,015	11	0	6	6	19
CAPITALS TOTALS			118	24	34	58	53	-4	2	0	2	239	11	0	6	6	19

## CAREER HIGHLIGHTS

**FIRST NHL GAME:**  
3/15/16 (DET 3 at PHI 4)

**FIRST NHL GOAL:**  
3/24/16 (DET 4 vs. MTL 3, Scrivens)

**FIRST NHL ASSIST:**  
3/22/16 (DET 2 at TBL 6)

**MOST GOALS IN A GAME:**  
4 (10/6/19, DET 4 vs. DAL 3)

**MOST ASSISTS IN A GAME:**  
4 (2/20/19, DET 4 vs. CHI 5 OT)

**MOST POINTS IN A GAME:**  
5 (3/31/19, DET 6 vs. BOS 3, 3G, 2A)

**MOST SHOTS IN A GAME:**  
10 (11/26/18, DET 5 vs. CBJ 7)

**MOST PIM IN A GAME:**  
25 (11/15/17, DET 8 vs. CGY 2)

**MOST ICE TIME IN A GAME:**  
23:55 (11/21/19, DET 4 at CBJ 5)

**MULTIPLE-POINT GAMES:**  
47 (last: 3/11/23, WSH 5 at NYI 1, 1G, 1A)

**LONGEST GOAL STREAK:**  
5 (4/10/21-4/18/21, 5G)

**LONGEST ASSIST STREAK:**  
4 (two times, last: 12/7/22-12/13/22, 4A)

**LONGEST POINT STREAK:**  
6 (two times, last: 3/23/19-4/2/19, 7G, 7A)

**PENALTY SHOTS:** 0/1

**SHOOTOUTS:** 1/5

**MOST GOALS IN A PLAYOFF GAME:**  
None

**MOST ASSISTS IN A PLAYOFF GAME:**  
2 (5/7/22, WSH 6 vs. FLA 1)

**MOST POINTS IN A PLAYOFF GAME:**  
2 (5/7/22, WSH 6 vs. FLA 1, 2A)

# CONNOR McMICHAEL

Pronunciation: \KAW-nuhr muhk-MIGH-kuhl\

## 2022-23 HIGHLIGHTS

- Established AHL single-season career highs in games (57), goals (16), assists (23), points (39) and shots (153) in 2022-23.
- Ranked fourth on the Bears in goals, assists and power-play points (13) and fifth in points.
- His 0.68 points-per-game ranked fifth on the Bears (min. 2 GP).
- Appeared in all 20 of Hershey's playoff games en route to the 2023 Calder Cup championship, registering ten points (6g, 4a).
- Led Hershey in goals and shots (51) and ranked tied for sixth in points during the playoffs.
- Scored the game-winning goal in Game 3 of the Eastern Conference Final against Rochester, marking his first career playoff game-winning goal.
- Appeared in six games with Washington, averaging 8:51 of ice time.

## CAREER

- Led Capitals rookies in goals (9) and points (18) and tied for first in assists (9) in 2021-22.
- Ranked tied for second on the Capitals in individual scoring chances at five-on-five (113) in 2021-22, tying Evgeny Kuznetsov and trailing only Alex Ovechkin (205).
- Recorded two assists in his fifth career game on October 25, 2021 at Ottawa, marking his first career NHL points.
- Scored his first career goal on November 4, 2021 at Florida.
- Led Hershey in goals (14) and points (27) in his first AHL season in 2020-21, appearing in all 33 games.
- Ranked tied for second in goals and sixth in points among AHL rookies.
- Ranked first in game-winning goals (8) and tied for fourth in power play goals (6) among all AHL skaters.
- Named to the AHL North Division All-Star Team and the AHL All-Rookie Team, becoming the first Capitals prospect to receive the honor since John Carlson (2009-10).
- Represented Canada at the World Junior Championship, earning a gold medal at the 2020 tournament and a silver medal in 2021.
- Recorded a goal and an assist in the 2020 gold medal game and finished with seven points (5g, 2a) in seven games in the tournament, the second-most goals on Canada and tied for the fourth-most goals among all players.
- Named to the OHL Second All-Star Team in 2019-20 after finishing the season ranked third in the league in goals (47) and points (102).

# 24

DOB

**JANUARY 15, 2001**

BIRTHPLACE

**AJAX, ON** 

DRAFTED

**CAPITALS' FIRST-ROUND CHOICE,  
25TH OVERALL,  
IN THE 2019 NHL DRAFT**

POS

**C**

SHOOTS

**LEFT**

HEIGHT

**6'0"**

WEIGHT

**182**

# CONNOR McMICHAEL



## VS. THE NHL

TEAM	GP	G	A	PTS	PIM
ANA	2	0	0	0	0
ARI	2	0	0	0	0
BOS	3	0	1	1	0
BUF	4	1	0	1	2
CGY	2	0	0	0	0
CAR	5	0	1	1	4
CHI	2	0	0	0	0
COL	1	0	0	0	0
CBJ	4	1	0	1	0
DAL	2	1	1	2	0
DET	4	0	0	0	2
EDM	1	0	0	0	0
FLA	3	2	0	2	0
LAK	2	1	0	1	0
MIN	1	1	0	1	0
MTL	2	1	1	2	0
NSH	2	0	0	0	0
NJD	3	1	0	1	0
NYI	3	0	0	0	0
NYR	2	0	0	0	0
OTT	4	0	2	2	5
PHI	3	0	1	1	0
PIT	4	0	1	1	2
SJS	1	0	0	0	0
SEA	2	0	0	0	0
STL	2	0	0	0	0
TBL	3	0	0	0	0
TOR	1	0	0	0	0
VAN	2	0	0	0	0
VGK	1	0	0	0	0
WPG	2	0	1	1	2

## PLAYOFFS VS. THE NHL

TEAM	GP	G	A	PTS	PIM
FLA	4	0	1	1	0

## CAREER HIGHS

GOALS	ASSISTS	POINTS
9 (2021-22)	9 (2021-22)	18 (2021-22)

## REGULAR SEASON

YEAR	TEAM	LEAGUE	GP	G	A	PTS	PIM	+/-	PP	SH	GW	S	GP	G	A	PTS	PIM
2016-17	Ajax/Pickering	ETAMMHL	34	35	27	62	28	-	-	-	-	-	7	7	3	10	12
	Ajax/Pickering	ETAHL	1	1	2	3	0	-	-	-	-	-	-	-	-	-	-
	St. Michael's	OJHL	1	0	0	0	0	-	-	-	-	-	-	-	-	-	-
2017-18	Hamilton	OHL	32	5	5	10	10	-5	0	0	2	67	-	-	-	-	-
	London	OHL	28	3	3	6	4	-2	0	0	2	27	-	-	-	-	-
	Canada White	WHC-17	6	1	3	4	0	-	-	-	-	-	-	-	-	-	-
2018-19	London	OHL	67	36	36	72	19	15	10	1	4	221	11	2	3	5	2
2019-20	London	OHL	52	47	55	102	26	32	16	2	8	283	-	-	-	-	-
	Canada U20	WJC-20	7	5	2	7	0	2	-	-	-	-	-	-	-	-	-
2020-21	CAPITALS	NHL	1	0	0	0	2	0	0	0	0	1	-	-	-	-	-
	Hershey	AHL	33	14	13	27	14	6	6	0	8	127	-	-	-	-	-
	Canada U20	WJC-20	7	4	4	8	4	8	-	-	-	-	-	-	-	-	-
2021-22	CAPITALS	NHL	68	9	9	18	10	-3	0	0	0	105	4	0	1	1	0
2022-23	CAPITALS	NHL	6	0	0	0	5	0	0	0	0	2	-	-	-	-	-
	Hershey	AHL	57	16	23	39	12	0	2	0	3	153	20	6	4	10	6
NHL/CAPITALS TOTALS			75	9	9	18	17	-3	0	0	0	108	4	0	1	1	0

## PLAYOFFS

## CAREER HIGHLIGHTS

### FIRST NHL GAME:

1/24/21 (WSH 3 vs. BUF 4 SO)

### FIRST NHL GOAL:

11/4/21 (WSH 4 at FLA 5 OT, Knight)

### FIRST NHL ASSIST:

10/25/21 (WSH 7 at OTT 5)

### MOST GOALS IN A GAME:

1 (nine times, last: 3/26/22, WSH 4 vs. NJD 3)

### MOST ASSISTS IN A GAME:

2 (10/25/21, WSH 7 at OTT 5)

### MOST POINTS IN A GAME:

2 (two times, last: 1/28/22, WSH 5 at DAL 0, 1G, 1A)

### MOST SHOTS IN A GAME:

6 (two times, last: 2/15/22, WSH 4 at NSH 1)

### MOST PIM IN A GAME:

5 (10/20/22, WSH 2 at OTT 5)

### MOST ICE TIME IN A GAME:

15:46 (11/16/21, WSH 2 at ANA 3 OT)

### MULTIPLE-POINT GAMES:

2 (last: 1/28/22, WSH 5 at DAL 0, 1G, 1A)

### LONGEST GOAL STREAK:

N/A

### LONGEST ASSIST STREAK:

2 (1/18/22-1/20/22, 2A)

### LONGEST POINT STREAK:

3 (11/4/21-11/8/21, 2G, 1A)

### PENALTY SHOTS:

None

### SHOOTOUTS:

None

### MOST GOALS IN A PLAYOFF GAME:

None

### MOST ASSISTS IN A PLAYOFF GAME:

1 (5/11/22, WSH 3 at FLA 5)

### MOST POINTS IN A PLAYOFF GAME:

1 (5/11/22, WSH 3 at FLA 5)



# SONNY MILANO

Pronunciation: \SUH-nee mih-LA-noh\

## 2022-23 HIGHLIGHTS

- Recorded 33 points (11g, 22a) in 64 games, establishing a new single-season career high in assists (2021-22: 20a).
- Tied his career high in points per game (0.52).
- His 28 points at even strength were tied for the fourth-most on Washington.
- Made his Capitals debut on Nov. 5 vs. Arizona.
- Ranked fifth on the team in points from Nov. 5 to Washington's regular-season finale on April 13.
- Established a career-long three game assist streak (3/4-3/9/23: 4a).
- Recorded his 100th career point on Jan. 6 vs. Nashville.
- Recorded his second career three-assist game on Dec. 17 vs. Toronto.
- Registered his fifth career two-goal game on Nov. 11 vs. Tampa Bay.
- Played in his 200th career game and recorded his first point as a Capital on Nov. 9 vs. Pittsburgh.
- Signed a three-year contract extension on Feb. 5.

## CAREER

- In 2021-22 with the Anaheim Ducks, Milano established single-season career highs in assists (20), points (34) and games played (66) and tied a career high in goals (14).
- Made his NHL debut with the Columbus Blue Jackets on March 31, 2016 at the New York Islanders.
- Scored his first career NHL goal on Oct. 6, 2016 vs. the New York Islanders.
- Won the Calder Cup in 2016 with the Lake Erie Monsters, registering eight points (4g, 4a) in 17 games.
- Recorded 118 points (47g, 71a) in 171 AHL games.
- Represented the United States at the 2014 Under-18 World Junior Championship, the 2015 and 2016 Under-20 World Junior Championships and the 2018 World Championship.
- Scored the gold medal clinching goal for the U.S. at the 2014 Under-18 World Junior Championship.
- Earned bronze medals at the 2016 Under-20 World Junior Championship and at the 2018 World Championships.

DOB

**MAY 12, 1996**

BIRTHPLACE

**MASSAPEQUA, NY**

DRAFTED

**CBJ FIRST-ROUND CHOICE,  
16TH OVERALL,  
IN THE 2014 NHL DRAFT**

ACQUIRED

**SIGNED AS FREE AGENT,  
OCTOBER 16, 2022**

POS

**LW**

SHOOTS

**LEFT**

HEIGHT

**6'0"**

WEIGHT

**202**

# SONNY MILANO



## VS. THE NHL

TEAM	GP	G	A	PTS	PIM
ANA	7	1	0	1	2
ARI	10	2	1	3	2
BOS	8	2	0	2	2
BUF	8	3	2	5	0
CGY	8	2	4	6	2
CAR	10	3	3	6	2
CHI	7	1	2	3	2
COL	10	2	0	2	2
CBJ	6	1	1	2	0
DAL	5	1	0	1	4
DET	8	1	2	3	0
EDM	7	3	2	5	6
FLA	11	1	1	2	0
LAK	8	1	3	4	4
MIN	7	0	1	1	0
MTL	9	0	2	2	8
NSH	5	1	1	2	0
NJD	7	0	3	3	6
NYI	9	1	2	3	0
NYR	12	1	0	1	0
OTT	9	3	2	5	4
PHI	11	4	4	8	4
PIT	11	1	5	6	2
SJS	8	4	4	8	4
SEA	5	0	2	2	2
STL	12	1	3	4	4
TBL	8	2	2	4	2
TOR	8	0	3	3	0
VAN	6	1	2	3	0
VGK	9	0	6	6	0
WSH	5	2	3	5	0
WPG	7	2	1	3	0

## CAREER HIGHS

GOALS	ASSISTS	POINTS
14 (2017-18, 2021-22)	22 (2022-23)	34 (2021-22)

## REGULAR SEASON

## PLAYOFFS

YEAR	TEAM	LEAGUE	GP	G	A	PTS	PIM	+/-	PP	SH	GW	S	GP	G	A	PTS	PIM
2012-13	USA U-17	NTDP	56	20	27	47	20	-	-	-	-	-	-	-	-	-	-
	Team USA	USHL	38	10	12	22	12	-27	-	-	-	-	-	-	-	-	-
	USA	WJC-17	6	4	6	10	6	-	-	-	-	-	-	-	-	-	-
2013-14	USA U-18	NTDP	58	29	57	86	23	-	-	-	-	-	-	-	-	-	-
	Team USA	USHL	25	14	25	39	21	21	-	-	-	-	-	-	-	-	-
	USA	WJC-18	7	3	7	10	4	6	--	-	-	-	-	-	-	-	-
2014-15	Springfield	AHL	10	0	5	5	0	-7	0	0	0	10	-	-	-	-	-
	USA	WJC-20	5	2	2	4	2	2	-	-	-	-	-	-	-	-	-
	<b>Columbus</b>	<b>NHL</b>	<b>3</b>	<b>0</b>	<b>1</b>	<b>1</b>	<b>0</b>	<b>1</b>	<b>0</b>	<b>0</b>	<b>0</b>	<b>2</b>	-	-	-	-	-
2015-16	Lake Erie	AHL	54	14	17	31	22	12	6	0	3	98	17	4	4	8	4
	<b>Columbus</b>	<b>NHL</b>	<b>4</b>	<b>0</b>	<b>0</b>	<b>0</b>	<b>0</b>	<b>-3</b>	<b>0</b>	<b>0</b>	<b>0</b>	<b>2</b>	<b>1</b>	<b>0</b>	<b>0</b>	<b>0</b>	<b>0</b>
	Cleveland	AHL	63	18	29	47	24	-5	5	2	1	143	-	-	-	-	-
2017-18	<b>Columbus</b>	<b>NHL</b>	<b>55</b>	<b>14</b>	<b>8</b>	<b>22</b>	<b>10</b>	<b>-8</b>	<b>0</b>	<b>0</b>	<b>3</b>	<b>69</b>	<b>3</b>	<b>0</b>	<b>0</b>	<b>0</b>	<b>0</b>
	Cleveland	AHL	9	2	3	5	4	-4	1	0	1	17	-	-	-	-	-
	USA	WC	8	1	1	2	4	3	-	-	-	-	-	-	-	-	-
2018-19	<b>Columbus</b>	<b>NHL</b>	<b>8</b>	<b>1</b>	<b>0</b>	<b>1</b>	<b>0</b>	<b>0</b>	<b>0</b>	<b>0</b>	<b>0</b>	<b>5</b>	-	-	-	-	-
	Cleveland	AHL	27	11	13	24	22	-14	2	0	0	71	8	2	8	10	10
	<b>Columbus</b>	<b>NHL</b>	<b>46</b>	<b>5</b>	<b>13</b>	<b>18</b>	<b>22</b>	<b>-5</b>	<b>0</b>	<b>0</b>	<b>1</b>	<b>64</b>	-	-	-	-	-
2019-20	<b>Anaheim</b>	<b>NHL</b>	<b>9</b>	<b>2</b>	<b>3</b>	<b>5</b>	<b>4</b>	<b>-2</b>	<b>1</b>	<b>0</b>	<b>1</b>	<b>11</b>	-	-	-	-	-
	<b>Anaheim</b>	<b>NHL</b>	<b>6</b>	<b>0</b>	<b>0</b>	<b>0</b>	<b>0</b>	<b>0</b>	<b>0</b>	<b>0</b>	<b>0</b>	<b>8</b>	-	-	-	-	-
	San Diego	AHL	2	0	2	2	0	2	0	0	0	3	-	-	-	-	-
2020-21	<b>Anaheim</b>	<b>NHL</b>	<b>66</b>	<b>14</b>	<b>20</b>	<b>34</b>	<b>10</b>	<b>-9</b>	<b>5</b>	<b>0</b>	<b>3</b>	<b>94</b>	-	-	-	-	-
	San Diego	AHL	1	0	1	1	0	-1	0	0	0	3	-	-	-	-	-
	<b>CAPITALS</b>	<b>NHL</b>	<b>64</b>	<b>11</b>	<b>22</b>	<b>33</b>	<b>18</b>	<b>-5</b>	<b>1</b>	<b>0</b>	<b>3</b>	<b>80</b>	-	-	-	-	-
2022-23	Hershey	AHL	5	2	1	3	2	-1	1	0	0	10	-	-	-	-	-
	<b>NHL TOTALS</b>		<b>261</b>	<b>47</b>	<b>67</b>	<b>114</b>	<b>64</b>	<b>-31</b>	<b>7</b>	<b>0</b>	<b>11</b>	<b>335</b>	<b>4</b>	<b>0</b>	<b>0</b>	<b>0</b>	<b>0</b>
	<b>CAPITALS TOTALS</b>		<b>64</b>	<b>11</b>	<b>22</b>	<b>33</b>	<b>18</b>	<b>-5</b>	<b>1</b>	<b>0</b>	<b>3</b>	<b>80</b>	-	-	-	-	-

## CAREER HIGHLIGHTS

### PLAYOFFS VS. THE NHL

TEAM	GP	G	A	PTS	PIM
PIT	1	0	0	0	0
WSH	3	0	0	0	0

#### FIRST NHL GAME:

3/31/16 (CBJ 3 at NYI 4)

#### FIRST NHL GOAL:

10/6/17 (CBJ 5 vs. NYI 0, Greiss - GWG)

#### FIRST NHL ASSIST:

4/2/16 (CBJ 5 at CAR 1)

#### MOST GOALS IN A GAME:

2 (five times, last: 11/11/22, WSH 5 vs. TBL 1)

#### MOST ASSISTS IN A GAME:

3 (two times, last: 12/17/22, WSH 5 vs. TOR 2)

#### MOST POINTS IN A GAME:

3 (three times, last: 12/17/22, WSH 5 vs. TOR 2, 3A)

#### MOST SHOTS IN A GAME:

6 (3/22/18, CBJ 4 vs. FLA 0)

#### MOST PIM IN A GAME:

4 (four times, last: 4/6/23, WSH 2 at MTL 6)

#### MOST ICE TIME IN A GAME:

22:23 (12/6/21, ANA 3 at WSH 4 SO)

#### MULTIPLE-POINT GAMES:

16 (last: 3/21/23, WSH 6 vs. CBJ 7 OT, 1G, 1A)

#### LONGEST GOAL STREAK:

3 (two times, last: 12/3/21-12/7/21, 3G)

#### LONGEST ASSIST STREAK:

3 (3/4/23-3/9/23, 4A)

#### LONGEST POINT STREAK:

4 (12/1/21-12/7/21, 3G, 4A)

#### PENALTY SHOTS:

None

#### SHOOTOUTS:

0/4

#### MOST GOALS IN A PLAYOFF GAME:

None

#### MOST ASSISTS IN A PLAYOFF GAME:

None

#### MOST POINTS IN A PLAYOFF GAME:

None



# T.J. OSHIE



Pronunciation: \TEE-JAY OH-shee\

## 2022-23 HIGHLIGHTS

- Finished the season ranked second on Washington in power-play goals (9), third in goals (19) and sixth in points (35) despite being limited to 58 games.
- Recorded 18 points (9g, 9a) in his final 21 games (0.86 P/GP) of the season, including 16 points (8g, 8a) during a 14-game stretch (1.14 P/GP) from Feb. 14 – March 15.
- His 10 multi-point games last season tied for the third most on the Capitals (Alex Ovechkin: 19; Dylan Strome: 17; Evgeny Kuznetsov: 10).
- Scored his 69th power-play goal with the Capitals on March 15 against Buffalo, tying Mike Ridley for the sixth-most power-play goals in franchise history.
- Appeared in his 500th game as a Capital on Feb. 25 vs. the New York Rangers and recorded his first career Gordie Howe Hat Trick (2g, 1a, 5 PIMs).
- Recorded his 200th career power-play point, a goal, on Feb. 23 vs. Anaheim. Oshie is one of 39 active players to record 200 power-play points in their career.

## CAREER

- Played in his 900th game on April 29, 2022 at the New York Rangers, becoming the 13th player from the 2005 NHL Draft class and 45th American forward all-time to reach the mark.
- Recorded his 600th career point on April 1, 2021 at Boston. Among players selected in the 2005 NHL Draft, Oshie is one of six players to reach the 600-point mark.
- Of his 380 career assists, 180 have come as a member of the Washington Capitals, while the other 200 have come as a member of the St. Louis Blues.
- His 69 power-play goals as a member of the Capitals are the second most on the Capitals since 2015-16 (Alex Ovechkin: 123).
- Won the Stanley Cup with the Capitals in 2018 and recorded 21 points (8g, 13a) in 24 playoff games, including six points (1g, 5a) in five Stanley Cup Final games.
- Scored six power-play goals during the 2018 playoffs, becoming one of 40 players all-time to reach that mark in a single postseason.
- Has recorded 59 points (29g, 30a) in 72 playoff games since 2015-16. His 0.82 playoff points per game is tied for 11th in the NHL among forwards with at least 70 playoff games played during that span.
- Completed his first career playoff hat trick with the game-winning goal in overtime in Game 1 of the 2016 Eastern Conference Second Round vs. Pittsburgh.
- Has recorded five career regular-season hat tricks, including three with the Capitals.

DOB

**DECEMBER 23, 1986**

BIRTHPLACE

**EVERETT, WA**

DRAFTED

**STL FIRST-ROUND CHOICE,  
24TH OVERALL,  
IN THE 2005 NHL DRAFT**

ACQUIRED

**FROM ST. LOUIS FOR TROY BROUWER,  
PHEONIX COPLEY AND A 3RD ROUND  
PICK IN THE 2016 NHL DRAFT,  
JULY 2, 2015**

POS

**RW**

SHOOTS

**RIGHT**

HEIGHT

**6'0"**

WEIGHT

**200**

# T.J. OSHIE



## VS. THE NHL

TEAM	GP	G	A	PTS	PIM
ANA	28	10	10	20	22
ARI	30	7	12	19	22
BOS	33	13	8	21	20
BUF	30	7	18	25	18
CGY	37	7	15	22	16
CAR	31	8	9	17	18
CHI	43	8	26	34	16
COL	33	9	19	28	23
CBJ	51	14	17	31	20
DAL	34	12	14	26	22
DET	40	10	11	21	20
EDM	33	10	19	29	12
FLA	22	2	6	8	14
LAK	32	9	9	18	18
MIN	33	11	12	23	33
MTL	22	7	9	16	6
NSH	42	16	11	27	16
NJD	33	8	7	15	8
NYI	41	17	17	34	6
NYR	37	13	14	27	20
OTT	23	13	7	20	14
PHI	41	13	12	25	31
PIT	41	16	18	34	30
SJS	33	11	12	23	21
SEA	3	0	0	0	5
STL	7	1	5	6	0
TBL	26	16	18	34	10
TOR	26	6	17	23	8
VAN	34	9	16	25	6
VGK	7	4	1	5	2
WSH	7	2	5	7	4
WPG	25	1	6	7	16

## CAREER HIGHS

GOALS	ASSISTS	POINTS
33 (2016-17)	39 (2013-14)	60 (2013-14)

## REGULAR SEASON

YEAR	TEAM	LEAGUE	GP	G	A	PTS	PIM	+/-	PP	SH	GW	S	GP	G	A	PTS	PIM
2004-05	Sioux Falls	USHL	11	3	2	5	6	-2	0	0	1	-	-	-	-	-	-
2005-06	North Dakota	NCAA	44	24	21	45	33	-	11	0	9	-	-	-	-	-	-
	United States	WJC	7	1	0	1	10	-	-	-	-	-	-	-	-	-	-
2006-07	North Dakota	NCAA	43	17	35	52	30	-	6	2	2	-	-	-	-	-	-
2007-08	North Dakota	NCAA	42	18	27	45	57	-	-	-	-	-	-	-	-	-	-
2008-09	St. Louis	NHL	57	14	25	39	30	16	6	1	1	101	4	0	0	0	2
	United States	WC	9	1	2	3	2	-	-	-	-	-	-	-	-	-	-
2009-10	St. Louis	NHL	76	18	30	48	36	-1	1	1	3	158	-	-	-	-	-
	United States	WC	6	4	2	6	2	-	-	-	-	-	-	-	-	-	-
2010-11	St. Louis	NHL	49	12	22	34	15	10	3	1	3	103	-	-	-	-	-
2011-12	St. Louis	NHL	80	19	35	54	50	15	3	1	3	188	9	0	3	3	6
2012-13	St. Louis	NHL	30	7	13	20	15	-5	2	1	1	65	6	2	0	2	2
	United States	WC	4	1	0	1	2	-	-	-	-	-	-	-	-	-	-
2013-14	St. Louis	NHL	79	21	39	60	42	19	5	2	5	152	5	2	0	2	2
	United States	Olympics	6	1	3	4	4	0	0	0	1	7	-	-	-	-	-
2014-15	St. Louis	NHL	72	19	36	55	51	17	3	0	4	162	6	1	1	2	0
2015-16	CAPITALS	NHL	80	26	25	51	34	16	11	0	5	185	12	6	4	10	11
2016-17	CAPITALS	NHL	68	33	23	56	36	28	7	1	4	143	13	4	8	12	4
	United States	World Cup	3	1	0	1	0	-2	0	0	0	4	-	-	-	-	-
2017-18	CAPITALS	NHL	74	18	29	47	31	2	9	0	3	127	24	8	13	21	31
2018-19	CAPITALS	NHL	69	25	29	54	36	5	6	1	4	143	4	1	1	2	4
2019-20	CAPITALS	NHL	69	26	23	49	26	4	10	0	4	133	8	3	0	3	13
2020-21	CAPITALS	NHL	53	22	21	43	18	-3	13	0	1	106	5	1	3	4	0
2021-22	CAPITALS	NHL	44	11	14	25	18	-12	4	0	1	77	6	6	1	7	0
2022-23	CAPITALS	NHL	58	19	16	35	59	-18	9	0	2	126	-	-	-	-	-
NHL TOTALS			958	290	380	670	497	93	92	9	44	1,969	102	34	34	68	75
CAPITALS TOTALS			515	180	180	360	258	22	69	2	24	1,040	72	29	30	59	63

## PLAYOFFS

## PLAYOFFS VS. THE NHL

TEAM	GP	G	A	PTS	PIM
BOS	6	2	3	5	2
CBJ	6	3	1	4	4
CAR	4	1	1	2	4
CHI	5	2	0	2	2
FLA	6	6	1	7	0
LAK	10	2	0	2	8
MIN	6	1	1	2	0
NYI	5	2	0	2	4
PHI	7	1	3	4	9
PIT	19	8	7	15	15
SJS	5	0	3	3	0
TBL	8	2	5	7	9
TOR	6	3	4	7	2
VAN	4	0	0	0	2
VGK	5	1	5	6	14

## CAREER HIGHLIGHTS


<b>FIRST NHL GAME:</b> 10/10/08 (STL 5 vs. NSH 2)	<b>MOST SHOTS IN A GAME:</b> 8 (12/5/22, WSH 3 at EDM 2)	<b>LONGEST POINT STREAK:</b> 7 (two times, last: 12/27/14-1/8/15, 6G, 7A)
<b>FIRST NHL GOAL:</b> 10/22/08 (STL 3 vs. DET 4, Conklin)	<b>MOST PIM IN A GAME:</b> 19 (3/19/23, WSH 2 at MIN 4)	<b>PENALTY SHOTS:</b> 1/1
<b>FIRST NHL ASSIST:</b> 10/13/08 (STL 5 at TOR 4 SO)	<b>MOST ICE TIME IN A GAME:</b> 24:40 (10/13/15, WSH 0 vs. SJ 5)	<b>SHOOTOUTS:</b> 48/100
<b>MOST GOALS IN A GAME:</b> 3 (five times, last: 10/25/21, WSH 7 at OTT 5)	<b>MULTIPLE-POINT GAMES:</b> 162 (last: 3/21/23, WSH 6 vs. CBJ 7 OT, 1G, 1A)	<b>MOST GOALS IN A PLAYOFF GAME:</b> 3 (4/28/16, WSH 4 vs. PIT 3 OT)
<b>MOST ASSISTS IN A GAME:</b> 4 (11/14/13, STL 7 vs. COL 3)	<b>LONGEST GOAL STREAK:</b> 4 (two times, last: 1/16/17-1/23/17, 4G)	<b>MOST ASSISTS IN A PLAYOFF GAME:</b> 2 (seven times, last: 5/15/21, WSH 3 vs. BOS 2 OT)
<b>MOST POINTS IN A GAME:</b> 4 (five times, last: 3/18/17, WSH 5 at TB 3, 3G, 1A)	<b>LONGEST ASSIST STREAK:</b> 6 (10/17/13-11/1/13, 6A)	<b>MOST POINTS IN A PLAYOFF GAME:</b> 3 (two times, last: 6/4/18, WSH 6 vs. VGK 2, 1G, 2A)

## 2022-23 HIGHLIGHTS

- Since 2015-16, Oshie has scored 180 goals on 1,040 shots (17.3 percent). That's the sixth-highest shooting percentage in the NHL among players with at least 75 goals during that span.
- Has converted 48 of his career 100 shootout attempts (48.0 percent) to record the highest conversion rate in NHL history among players with at least 80 shootout attempts.
- 21 of his 48 goals have been game-deciding goals, which is tied for the second-most in NHL history (Frans Nielsen: 23; Patrick Kane: 21), while his 48 goals are the fourth-most in NHL history.
- Represented Team USA at the World Championship (2009, 2010, 2013), the Olympics (2014), the World Cup of Hockey (2016) and the World Junior Championship (2006), recording 16 points (9g, 7a) in 32 total games.
- In a preliminary game against Russia in the 2014 Olympics, he converted four of six shootout attempts after he was utilized five consecutive times, scoring the shootout winner in the eighth round in USA's 3-2 shootout victory.
- Attended the University of North Dakota from 2005-08, recording 142 points (59g, 83a) in 129 games.
- Led North Dakota with 24 goals and set a school record with nine game-winning goals during his freshman year and was named to the WCHA All-Rookie Team.
- Named as a Hobey Baker finalist and was named to the NCAA (West) All-American Team his junior year.

## CAPITALS GOAL LEADERS SINCE 2015-16

		GP	G	A	P	PPG
1.	Alex Ovechkin	587	347	243	590	123
2.	<b>T.J. OSHIE</b>	<b>515</b>	<b>180</b>	<b>180</b>	<b>360</b>	<b>69</b>
3.	Evgeny Kuznetsov	583	151	354	505	43
4.	Nicklas Backstrom	520	126	334	460	39
5.	Tom Wilson	531	121	147	268	20
6.	John Carlson	529	96	337	433	27



77 T.J. OSHIE



71



77 T.J. OSHIE



8

DOB

SEPTEMBER 17, 1985

BIRTHPLACE

MOSCOW, RUS 

DRAFTED

CAPITALS' FIRST-ROUND CHOICE,  
FIRST OVERALL,  
IN THE 2004 NHL DRAFT

POS

LW

SHOOTS

RIGHT

HEIGHT

6'3"

WEIGHT

238

# ALEX OVECHKIN



Pronunciation: \AL-ehx oh-VEHCH-kihn\

## 2022-23 HIGHLIGHTS

- Passed Gordie Howe (801) for second place on the NHL's all-time goals list on December 23 vs. Winnipeg.
- Recorded his 29th career hat trick to become the third player in NHL history to reach the 800-goal mark on Dec. 13 at Chicago.
- Scored his 787th career goal, passing Gordie Howe (786) for the most goals with one franchise in NHL history on Nov. 5 vs. Arizona.
- Led the Capitals in goals (42) and points (75).
- Ranked tied for ninth in the NHL in goals.
- Became the fifth player in NHL history to score 40 or more goals at age 37 or older (age at time of 40th goal), joining Gordie Howe (44g in 1968-69 at age 40), Johnny Bucyk (40g in 1972-73 at age 37), Phil Esposito (42g in 1978-79 at age 37), Brendan Shanahan (40g in 2005-06 at age 37).
- Scored on nine goaltenders for the first time in 2022-23, bringing his career total to 169 goaltenders scored on.
- Represented the Capitals at the 2023 NHL All-Star Game in Sunrise, Florida, his eighth career All-Star Game appearance.
- Scored his 40th goal of the season on March 21 vs. Columbus, marking his 13th career 40-goal season. With the goal, Ovechkin passed Wayne Gretzky (12) for the most 40-goal seasons in NHL history.
- Recorded three points (2g, 1a) and passed Stan Mikita (1,467) for the 16th-most points in NHL history on March 4 at San Jose.
- Tied Mike Gartner (17) for the most 30-goal seasons in NHL history on Jan. 14 vs. Philadelphia.
- Scored his 400th career home goal on Jan. 14 vs. Philadelphia.
- Passed Alex Kovalev (1,316) for first on the all-time Russian games played list on Jan. 8 vs. Columbus.
- Passed Teemu Selanne (1,457) for the 16th-most points in NHL history on Jan. 5 at Columbus.
- Scored 30th career hat trick on Dec. 31 vs. Montreal.
- Passed Ray Bourque (6,209) for the most shots in NHL history on Dec. 22 at Ottawa.
- Passed Marcel Dionne and Bobby Hull (28) for the sixth-most hat tricks in NHL history on Dec. 13 at Chicago.
- Passed Sergei Gonchar (1,301) for second on the all-time Russian games played list on Dec. 7 at Philadelphia.
- Played his 1,300th career game on Dec. 3 at Calgary.
- Passed Wayne Gretzky (402) for the most road goals in NHL history on Nov. 29 at Vancouver.
- Passed Bryan Trottier (1,425) for the 18th-most points in NHL history on Nov. 17 at St. Louis.
- Passed Adam Oates (1,420) for the 19th-most points in NHL history on Nov. 5 vs. Arizona.
- Passed Gordie Howe (121) for the second-most game-winning goals in NHL history on Oct. 24 at New Jersey.
- Passed Doug Gilmour (1,414) for the 20th-most points in NHL history, on Oct. 17 vs. Vancouver.
- Passed Brett Hull (158) for the second most multi-goal games in NHL history on Oct. 17 vs. Vancouver.

# ALEX OVECHKIN



## VS. THE NHL

TEAM	GP	G	A	PTS	PIM
ANA	24	12	16	28	14
ARI	24	10	12	22	18
BOS	64	28	29	57	47
BUF	62	41	25	66	71
CGY	23	15	16	31	6
CAR	86	47	52	99	59
CHI	23	15	13	28	45
COL	24	11	8	19	10
CBJ	45	23	13	36	26
DAL	24	11	7	18	10
DET	32	23	14	37	10
EDM	22	14	11	25	6
FLA	69	43	45	88	22
LAK	25	12	10	22	6
MIN	21	19	17	36	4
MTL	55	37	27	64	40
NSH	25	16	7	23	18
NJD	72	38	40	78	26
NYI	67	42	23	65	46
NYR	71	42	25	67	53
OTT	54	36	23	59	40
PHI	71	47	31	78	26
PIT	72	39	32	71	46
SJS	26	16	10	26	12
SEA	4	3	5	8	0
STL	24	19	16	35	8
TBL	78	50	45	95	44
TOR	56	41	33	74	34
VAN	24	14	11	25	12
VGK	9	5	2	7	2
WPG	71	53	45	98	36

## CAREER HIGHS

GOALS	ASSISTS	POINTS
65 (2007-08)	59 (2009-10)	112 (2007-08)

## REGULAR SEASON

YEAR	TEAM	LEAGUE	GP	G	A	PTS	PIM	+/-	PP	SH	GW	S	GP	G	A	PTS	PIM
2005-06	CAPITALS	NHL	81	52	54	106	52	2	21	3	5	*425	-	-	-	-	-
	Russia	Olympics	8	5	0	5	8	-	-	-	-	-	-	-	-	-	-
	Russia	WC	7	6	3	9	6	-	-	-	-	-	-	-	-	-	-
2006-07	CAPITALS	NHL	82	46	46	92	52	-19	16	0	8	*392	-	-	-	-	-
	Russia	WC	8	1	2	3	29	-	-	-	-	-	-	-	-	-	-
2007-08	CAPITALS	NHL	82	*65	47	*112	40	28	22	0	11	*446	7	4	5	9	0
	Russia	WC	9	6	6	12	8	-	-	-	-	-	-	-	-	-	-
2008-09	CAPITALS	NHL	79	*56	54	110	72	8	19	1	10	*528	14	11	10	21	8
2009-10	CAPITALS	NHL	72	50	59	109	89	45	13	0	7	*368	7	5	5	10	0
	Russia	Olympics	4	2	2	4	2	-	-	-	-	-	-	-	-	-	-
	Russia	WC	9	5	1	6	4	-	-	-	-	-	-	-	-	-	-
2010-11	CAPITALS	NHL	79	32	53	85	41	24	7	0	*11	*367	9	5	5	10	10
	Russia	WC	5	0	0	0	4	-	-	-	-	-	-	-	-	-	-
2011-12	CAPITALS	NHL	78	38	27	65	26	-8	13	0	3	303	14	5	4	9	8
	Russia	WC	3	2	2	4	2	-	-	-	-	-	-	-	-	-	-
2012-13	CAPITALS	NHL	48	*32	24	56	36	2	*16	0	4	*220	7	1	1	2	4
	Russia	WC	1	1	1	2	0	-2	0	0	0	8	-	-	-	-	-
2013-14	CAPITALS	NHL	78	*51	28	79	48	-35	*24	0	10	*386	-	-	-	-	-
	Russia	Olympics	5	1	1	2	0	2	0	0	0	24	-	-	-	-	-
	Russia	WC	9	4	7	11	8	6	2	0	1	52	-	-	-	-	-
2014-15	CAPITALS	NHL	81	*53	28	81	58	10	*25	0	*11	*395	14	5	4	9	6
	Russia	WC	2	1	1	2	0	1	0	0	0	6	-	-	-	-	-
2015-16	CAPITALS	NHL	79	*50	21	71	53	21	*19	0	8	*398	12	5	7	12	2
	Russia	WC	6	1	1	2	2	3	0	0	0	23	-	-	-	-	-
2016-17	CAPITALS	NHL	82	33	36	69	50	6	*17	0	7	313	13	5	3	8	8
	Russia	World Cup	4	1	2	3	6	1	-	-	-	-	-	-	-	-	-
2017-18	CAPITALS	NHL	82	*49	38	87	32	3	17	0	7	355	24	15	12	27	8
2018-19	CAPITALS	NHL	81	*51	38	89	40	7	18	0	5	338	7	4	5	9	19
	Russia	WC	10	2	1	3	2	6	0	0	0	-	-	-	-	-	-
2019-20	CAPITALS	NHL	68	*48	19	67	30	-12	13	0	3	311	8	4	1	5	2
2020-21	CAPITALS	NHL	45	24	18	42	12	-7	9	0	6	182	5	2	2	4	2
2021-22	CAPITALS	NHL	77	50	40	90	18	8	16	1	5	334	6	1	5	6	0
2022-23	CAPITALS	NHL	73	42	33	75	48	-16	14	0	3	294	-	-	-	-	-
NHL / CAPITALS TOTALS			1,347	822	663	1,485	797	67	299	5	124	6,355	147	72	69	141	77

NHL / CAPITALS TOTALS

\* League Leader

## PLAYOFFS VS. THE NHL

TEAM	GP	G	A	PTS	PIM
BOS	13	4	5	9	6
CAR	7	4	5	9	19
CBJ	6	5	3	8	0
FLA	6	1	5	6	0
MTL	7	5	5	10	0
NYI	12	6	4	10	6
NYR	33	13	10	23	18
PHI	14	7	7	14	0
PIT	26	15	18	33	20
TBL	12	6	5	11	4
TOR	6	3	0	3	2
VGK	5	3	2	5	2

## CAREER HIGHLIGHTS

### FIRST NHL GAME:

10/5/05 (WSH 3 vs. CBJ 2)

### FIRST NHL GOAL:

10/5/05 (WSH 3 vs. CBJ 2, Leclaire)

### FIRST NHL ASSIST:

10/7/05 (WSH 3 vs. ATL 7)

### MOST GOALS IN A GAME:

4 (four times, last: 10/7/17, WSH 6 vs. MTL 1)

### MOST ASSISTS IN A GAME:

4 (1/15/10, WSH 6 vs. TOR 1)

### MOST POINTS IN A GAME:

5 (four times, last: 1/15/10, WSH 6 vs. TOR 1, 1G, 4A)

### MOST SHOTS IN A GAME:

15 (two times, last: 11/10/15, WSH 0 at DET 1)

### MOST PIM IN A GAME:

20 (12/2/06, WSH 7 vs. BUF 4)

### MOST ICE TIME IN A GAME:

30:09 (11/28/07, WSH 1 vs. FLA 2)

### HAT TRICKS:

30 (last: 12/31/22, WSH 9 vs. MTL 2)

### MULTIPLE-POINT GAMES:

417

### MULTIPLE-GOAL GAMES:

167

### LONGEST GOAL STREAK:

7 (2/10/06-3/8/06, 8G)

### LONGEST ASSIST STREAK:

7 (two times, last: 11/10/08-11/22/08, 10A)

### LONGEST POINT STREAK:

14 (11/16/18-12/15/18, 17G, 6A)

### PENALTY SHOTS:

2/12

### SHOOTOUTS:

37/117

### MOST GOALS IN A PLAYOFF GAME:

3 (5/4/09, WSH 4 vs. PIT 3)

### MOST ASSISTS IN A PLAYOFF GAME:

3 (two times, last: 4/17/10, WSH 6 vs. MTL 5 OT)

### MOST POINTS IN A PLAYOFF GAME:

4 (4/17/10, WSH 6 vs. MTL 5 OT, 1G, 3A)

## CAREER

- With a 30-goal season in 2023-24, he would pass former Capital Mike Gartner (17) for the most 30-goal seasons in NHL history.
- Enters the 2023-24 season 15 points shy of 1,500 career points, 53 games shy of 1,400 career games and one power-play goal shy of 300 career power-play goals.
- Captained the Capitals to their first Stanley Cup in franchise history in 2018. Scored a playoff-high 15 goals, including three goals in five Stanley Cup Final games.
- Became the first Russia-born captain to win the Stanley Cup.
- Has won 18 individual awards in his 18 seasons: Nine Maurice "Rocket" Richard Trophies (2007-08, 2008-09, 2012-13, 2013-14, 2014-15, 2015-16, 2017-18, 2018-19, 2019-20), three Hart Memorial Trophies (2007-08, 2008-09, 2012-13), three Ted Lindsay Awards (2007-08, 2008-09, 2009-10), an Art Ross Trophy (2007-08), a Conn Smythe Trophy (2017-18) and a Calder Memorial Trophy (2005-06).
- He is the only player in NHL history to win a Stanley Cup, a Conn Smythe, a Calder, an Art Ross, a Hart, a Ted Lindsay and a Maurice Richard Trophy.
- Was named to the NHL's 100 Greatest Players list in 2017 in Los Angeles.
- Has been selected to the NHL All-Star Game 13 times in his career, more than double any other player in franchise history.
- Has been selected to the First All-Star Team eight times and to the Second All-Star Team four times.
- Is second on the NHL's all-time goals list, trailing only Wayne Gretzky (894).
- Reached the 800-goal mark in his 1,305th career game, the second-fewest games required to reach the milestone in NHL history (Gretzky: 1,116 GP).
- Went from 700 to 800 goals in 162 games, the fewest games required to make that leap for any member of the 800-goal club (Gretzky: 231 GP; Howe: 256 GP). It tied for the third-fewest games Ovechkin required to go from one 100-goal milestone to another in his career (100 to 200 goals: 130 GP; 600 to 700 goals: 155 GP; 300 to 400 goals: 162 GP).
- Ranks first in NHL history in power-play goals (299), overtime goals (25), road goals (418), game-opening goals (140), second in game-winning goals (124), empty-net goals (54) and multi-goal games (167), and fourth in even strength goals (518).
- Is the NHL's all-time shots leader (6,355).
- Has led the League in shots in 11 of his 18 seasons and has ranked in the top-three in 16 of his 18 seasons.
- Ovechkin is the Capitals' franchise leader in games played, goals, points, playoff games played (147), playoff goals (72) and playoff points (141).
- His 30 hat tricks are the sixth most in NHL history.
- Has scored on 169 different goaltenders in his career. Only Jaromir Jagr (178) and Patrick Marleau (177) have scored on more.
- Won the Calder Trophy and named to the NHL All-Rookie Team in 2005-06.
- Has appeared in 138 games for Team Russia in 23 different international competitions. Ovechkin has registered 64 points (35g, 29a) in 83 career games at World Championships and captured a gold medal with Russia in 2008, 2012 and 2014. Ovechkin has represented Russia in three Olympic Games (2006, 2010, 2014), 13 World Championships (2004, 2005, 2006, 2007, 2008, 2010, 2011, 2012, 2013, 2014, 2015, 2016, 2019), three World Junior Championships (2003, 2004, 2005), two World Cups of Hockey (2004, 2016) and two U-18 World Championships (2002, 2003).



ALEX OVECHKIN

8

## ALL-TIME RANKS

## GOALS

1.	Wayne Gretzky	894
2.	<b>ALEX OVECHKIN</b>	<b>822</b>
3.	Gordie Howe	801
4.	Jaromir Jagr	766
5.	Brett Hull	741

## GOALS WITH ONE FRANCHISE

1.	<b>ALEX OVECHKIN (WSH)</b>	<b>822</b>
2.	Gordie Howe (DET)	786
3.	Steve Yzerman (DET)	692
4.	Mario Lemieux (PIT)	690
5.	Joe Sakic (QUE/COL)	625

## ROAD GOALS

1.	<b>ALEX OVECHKIN</b>	<b>418</b>
2.	Wayne Gretzky	402
3.	Steve Yzerman	362
4.	Jaromir Jagr	355
5.	Brett Hull	353

## 50-GOAL SEASONS

1.	<b>ALEX OVECHKIN</b>	<b>9</b>
1.	Mike Bossy	9
1.	Wayne Gretzky	9
4.	Mario Lemieux	6
4.	Guy Lafleur/ Marcel Dionne	6

## 30-GOAL SEASONS

1.	<b>ALEX OVECHKIN</b>	<b>17</b>
1.	Mike Gartner	17
3.	Jaromir Jagr	15
4.	Wayne Gretzky	14
4.	Gordie Howe/Marcel Dionne	6

## GAME-WINNING GOALS

1.	Jaromir Jagr	135
2.	<b>ALEX OVECHKIN</b>	<b>124</b>
3.	Gordie Howe	121
4.	Phil Esposito	118
5.	Teemu Selanne/Brett Hull	110

## HOME GOALS

1.	Wayne Gretzky	492
2.	Gordie Howe	449
3.	Jaromir Jagr	411
4.	<b>ALEX OVECHKIN</b>	<b>404</b>
5.	Mike Gartner	401

## 40-GOAL SEASONS

1.	<b>ALEX OVECHKIN</b>	<b>13</b>
2.	Wayne Gretzky	12
3.	Marcel Dionne	10
3.	Mario Lemieux	10
5.	Mike Bossy/ Mike Gartner	9

## SHOTS ON GOAL

1.	<b>ALEX OVECHKIN</b>	<b>6,355</b>
2.	Ray Bourque	6,209
3.	Jaromir Jagr	5,637
4.	Marcel Dionne	5,363
5.	Phil Esposito	5,166



8

ALEX OVECHKIN



ALEX OVECHKIN

8

## AWARDS &amp; ACCOLADES

13x ALL-STAR  
GAME SELECTIONS8x FIRST  
ALL-STAR TEAM4x SECOND  
ALL-STAR TEAM

05-06

1x CALDER MEMORIAL  
TROPHY WINNER

07-08

1x ART ROSS  
TROPHY WINNER

17-18

1x CONN SMYTHE  
TROPHY WINNER

2017-18

STANLEY CUP CHAMPION

3x HART TROPHY  
WINNER

07-08



08-09



12-13

3x TED LINDSAY  
AWARD WINNER

07-08



08-09



09-10

9x  
MAURICE "ROCKET"  
RICHARD WINNER

07-08



08-09



12-13



13-14



14-15



15-16



17-18



18-19



19-20





8

ALEX OVECHKIN





# MAX PACIORETTY

Pronunciation: \MAX patch-oh-REH-tee\

## 2022-23 HIGHLIGHTS

- Was limited to five games with Carolina due to injury, scoring three goals in five appearances.
- Scored two goals in his second game of the season on Jan. 7 at Columbus.

# 67

DOB

**NOVEMBER 20, 1988**

BIRTHPLACE

**NEW CANAAN, CT** 

DRAFTED

**MTL FIRST-ROUND CHOICE,  
22ND OVERALL,  
IN THE 2007 NHL DRAFT**

ACQUIRED

**SIGNED AS FREE AGENT,  
JULY 1, 2023**

POS

**LW**

SHOOTS

**LEFT**

HEIGHT

**6'2"**

WEIGHT

**217**

## CAREER

- Is a six time 30-goal scorer (2013-14: 39g; 2014-15: 37g; 2016-17: 35g; 2011-12: 33g; 2019-20: 32g; 2015-16: 30g).
- His 236 goals from 2013-14 to 2020-21 were the seventh most in the NHL in that span.
- Has ranked in the top 10 in the NHL in shots in seven of his 15 seasons.
- Named the 29th captain in Montreal Canadiens' franchise history in 2015 and served in that role for his final three seasons with the club.
- Has recorded 49 points (25g, 24a) in 74 career Stanley Cup Playoff games, including seven game-winning goals.
- Led Vegas in points-per-game (0.85) and game-winning goals (3) and ranked tied for second on the team in goals (5) and third in points (11) during the 2021 Stanley Cup Finals.
- Led the NHL in overtime goals (4) in 2020-21.
- Ranked first on Vegas in goals (32) and points (66) and second in assists (34), game-winning goals (5) and plus/minus (+18) in 2019-20.
- Served as an alternate captain with Montreal in 2014-15 and with Vegas from 2019-22
- Won the Bill Masterton Memorial Trophy in 2012, given to the National Hockey League player who best exemplifies the qualities of perseverance, sportsmanship, and dedication to hockey.
- Represented Vegas at the 2020 NHL All-Star Game.
- Ranked tied for first in the NHL in plus/minus (+38) in 2014-15.
- Led the NHL in game-winning goals (11) in 2013-14.
- Has represented the United States at the 2016 World Cup of Hockey, the 2014 Winter Olympics in Sochi and the 2008 World Junior Championship.
- Led the U.S. with 12 points (2g, 10a) in eight games at the 2012 IIHF World Championship.

# MAX PACIORETTY



## VS. THE NHL

TEAM	GP	G	A	PTS	PIM
ANA	27	9	14	23	18
ARI	29	12	13	25	21
BOS	43	19	14	33	18
BUF	44	12	21	33	24
CGY	27	7	9	16	10
CAR	29	14	10	24	12
CHI	19	3	9	12	0
COL	25	13	11	24	20
CBJ	21	8	5	13	21
DAL	19	11	8	19	10
DET	21	10	6	16	14
EDM	24	9	3	12	12
FLA	37	12	16	28	20
LAK	27	12	13	25	17
MIN	24	11	9	20	4
MTL	3	1	1	2	0
NSH	19	7	5	12	11
NJD	32	15	8	23	14
NYI	32	12	11	23	26
NYR	34	10	11	21	16
OTT	43	12	17	29	27
PHI	31	8	13	21	18
PIT	31	14	12	26	19
SJS	27	7	14	21	14
SEA	1	2	1	3	0
STL	22	13	8	21	14
TBL	37	14	14	28	18
TOR	42	20	11	31	30
VAN	23	14	10	24	4
VGK	2	1	1	2	0
WSH	32	7	12	19	16
WPG	28	7	9	16	20

## CAREER HIGHS

GOALS	ASSISTS	POINTS
39 (2013-14)	34 (2019-20, 2015-16)	67 (2016-17, 2014-15)

## REGULAR SEASON

## PLAYOFFS

YEAR	TEAM	LEAGUE	GP	G	A	PTS	PIM	+/-	PP	SH	GW	S	GP	G	A	PTS	PIM
2006-07	Sioux City	USHL	57	20	39	59	113	20	6	1	3	227	7	4	6	10	10
2007-08	Michigan	NCAA	37	15	24	39	59	31	9	0	3	109	-	-	-	-	-
	USA	WJC-20	6	0	0	0	8	-2	-	-	-	-	-	-	-	-	-
2008-09	Montreal	NHL	34	3	8	11	27	-3	1	0	0	57	-	-	-	-	-
	Hamilton	AHL	37	6	23	29	43	1	0	0	1	92	-	-	-	-	-
2009-10	Montreal	NHL	52	3	11	14	20	-5	0	0	0	74	-	-	-	-	-
	Hamilton	AHL	18	2	9	11	10	12	0	0	0	62	5	1	0	1	2
2010-11	Montreal	NHL	37	14	10	24	39	-1	7	0	2	112	-	-	-	-	-
	Hamilton	AHL	27	17	15	32	20	4	7	0	2	132	-	-	-	-	-
2011-12	Montreal	NHL	79	33	32	65	56	2	4	0	5	286	-	-	-	-	-
	USA	WC	8	2	10	12	4	5	-	-	-	-	-	-	-	-	-
2012-13	Montreal	NHL	44	15	24	39	28	8	4	0	0	163	4	0	0	0	4
	HC Ambri-Piotta	NLA	5	1	0	1	4	-2	-	-	-	-	-	-	-	-	-
2013-14	Montreal	NHL	73	39	21	60	35	8	10	1	11	270	17	5	6	11	8
	USA	OG	5	0	1	1	4	0	-	-	-	-	-	-	-	-	-
2014-15	Montreal	NHL	80	37	30	67	32	38	7	3	10	302	11	5	2	7	16
2015-16	Montreal	NHL	82	30	34	64	34	-10	8	1	6	303	-	-	-	-	-
2016-17	Montreal	NHL	81	35	32	67	38	15	8	1	7	268	6	0	1	1	7
	USA	WCup	4	0	1	1	0	1	-	-	-	-	-	-	-	-	-
2017-18	Montreal	NHL	64	17	20	37	30	-16	6	1	4	212	-	-	-	-	-
2018-19	Vegas	NHL	66	22	18	40	36	-13	4	0	5	191	7	5	6	11	4
2019-20	Vegas	NHL	71	32	34	66	44	18	8	0	5	307	16	5	3	8	12
2020-21	Vegas	NHL	48	24	27	51	14	20	6	0	6	174	13	5	6	11	4
2021-22	Vegas	NHL	39	19	18	37	33	8	4	0	4	148	-	-	-	-	-
2022-23	Carolina	NHL	5	3	0	3	2	0	1	0	0	16	-	-	-	-	-
NHL TOTALS			855	326	319	645	468	69	78	7	65	2,883	74	25	24	49	55

## PLAYOFFS VS. THE NHL

TEAM	GP	G	A	PTS	PIM
BOS	7	2	3	5	6
CHI	4	1	1	2	0
COL	6	3	4	7	4
DAL	5	0	1	1	4
MIN	1	1	0	1	0
MTL	6	1	2	3	0
NYR	12	2	3	5	9
OTT	9	2	0	2	6
SJS	7	5	6	11	4
TBL	10	4	3	7	14
VAN	7	4	1	5	8

## CAREER HIGHLIGHTS

### FIRST NHL GAME:

1/2/09 (MTL 1 at NJD 4)

### FIRST NHL GOAL:

1/2/09 (MTL 1 at NJD 4, Clemmensen)

### FIRST NHL ASSIST:

1/7/09 (MTL 6 at NYR 3)

### MOST GOALS IN A GAME:

4 (12/10/16, MTL 10 at COL 1)

### MOST ASSISTS IN A GAME:

3 (two times, last: 2/5/21, VGK 5 vs. LAK 2)

### MOST POINTS IN A GAME:

5 (two times, last: 12/10/16, MTL 10 at COL 1, 4G, 1A)

### MOST SHOTS IN A GAME:

10 (seven times, last: 12/10/21, VGK 3 vs. PHI 4)

### MOST PIM IN A GAME:

15 (12/26/10, MTL 1 at NYI 4)

### MOST ICE TIME IN A GAME:

25:22 (3/17/12, MTL 2 vs. NYI 3 SO)

### MULTIPLE-POINT GAMES:

159 (last: 1/7/23, CAR 3 at CBJ 4 SO, 2G)

### LONGEST GOAL STREAK:

7 (12/1/21-12/14/21, 10G)

### LONGEST ASSIST STREAK:

7 (4/14/21-4/28/21, 9A)

### LONGEST POINT STREAK:

9 (11/24/21-12/14/21, 10G, 6A)

### PENALTY SHOTS: 0/3

### SHOOTOUTS: 8/37

### MOST GOALS IN A PLAYOFF GAME:

2 (two times, last: 8/30/20, VGK 5 at VAN 3)

### MOST ASSISTS IN A PLAYOFF GAME:

2 (three times, last: 4/16/19, VGK 5 vs. SJS 0)

### MOST POINTS IN A PLAYOFF GAME:

4 (4/16/19, VGK 5 vs. SJS 0, 2G, 2A)



45

DOB

APRIL 6, 1998

BIRTHPLACE

CALGARY, AB 

DRAFTED

CGY SIXTH-ROUND CHOICE,  
166TH OVERALL,  
IN THE 2016 NHL DRAFT

ACQUIRED

SIGNED AS FREE AGENT,  
JULY 2, 2023

POS

RW

SHOOTS

LEFT

HEIGHT

5'8"

WEIGHT

160

# MATTHEW PHILLIPS

Pronunciation: \MA-th'yew FIH-lihps\

## 2022-23 HIGHLIGHTS

- Recorded 76 points (36g, 40a) in 66 games with the Calgary Wranglers (AHL).
- Led the AHL's top-regular season team in scoring and ranked second in the AHL in goals and fifth in points.
- Led the AHL in game-winning goals (15).
- Named to the AHL's First All-Star Team.
- Ranked third on AHL Calgary in playoff scoring with seven points (1g, 6a) in nine games.
- Named AHL player for the month of November after registering 18 points (9g, 9a) in 12 games.
- Registered five multi-goal games, including consecutive two-goal performances from March 26-29.
- Recorded his second career AHL hat trick on Nov. 6 vs. San Jose.
- Appeared in two games with the Calgary Flames.

## CAREER

- Made his NHL debut with the Calgary Flames on May 19, 2021 vs. Vancouver.
- Has recorded 237 points (103g, 134a) in 265 career AHL games with the Stockton Heat and Calgary Wranglers.
- Led Stockton in goals (31), assists (37), points (68) and power-play points (24) in 2021-22.
- Ranked tied for first on Stockton in points (21) and assists (13) in 30 games during the abbreviated 2020-21 season.
- Selected to and played in the AHL's All-Star Classic in 2020.
- Recorded 281 points (136g, 145a) in 215 career WHL games with the Victoria Royals.
- Named to the WHL Western Conference First All-Star Teams in 2016-17 and 2017-18.
- Awarded the Jim Piggott Memorial Trophy as the WHL's rookie of the year for the 2015-16 season after leading WHL rookies in goals (37) and points (76).

# MATTHEW PHILLIPS



## VS. THE NHL

TEAM	GP	G	A	PTS	PIM
MTL	1	0	0	0	2
TOR	1	0	0	0	0
VAN	1	0	0	0	0

## CAREER HIGHS

GOALS

N/A

ASSISTS

N/A

POINTS

N/A

## REGULAR SEASON

## PLAYOFFS

YEAR	TEAM	LEAGUE	GP	G	A	PTS	PIM	+/-	PP	SH	GW	S	GP	G	A	PTS	PIM
2013-14	Calgary	AMHL	33	15	20	35	22	-	-	-	-	-	8	3	2	5	4
2014-15	Calgary	AMHL	34	33	40	73	30	-	-	-	-	-	6	5	3	8	6
	Victoria	WHL	2	1	2	3	0	0	0	0	0	0	-	-	-	-	-
2015-16	Victoria	WHL	72	37	39	76	16	11	16	0	10	-	13	5	3	8	2
2016-17	Victoria	WHL	70	50	40	90	50	34	15	0	7	-	6	1	2	3	2
	Stockton	AHL	1	0	1	1	0	-1	0	0	0	4	2	0	0	0	2
2017-18	Victoria	WHL	71	48	64	112	32	20	17	5	8	-	11	6	13	19	6
2018-19	Stockton	AHL	65	13	28	38	2	-4	1	0	3	97	-	-	-	-	-
2019-20	Stockton	AHL	38	15	18	33	6	-4	3	0	0	62	-	-	-	-	-
2020-21	Calgary	NHL	1	0	0	0	0	0	0	0	0	2	-	-	-	-	-
	Stockton	AHL	30	8	13	21	6	-10	2	0	1	56	-	-	-	-	-
2021-22	Stockton	AHL	65	31	37	68	16	14	8	2	6	183	13	3	5	8	4
2022-23	Calgary	NHL	2	0	0	0	2	0	0	0	0	1	-	-	-	-	-
	Calgary	AHL	66	36	40	76	12	16	10	0	15	193	9	1	6	7	15
NHL TOTALS			3	0	0	0	2	0	0	0	0	3	-	-	-	-	-

## CAREER HIGHLIGHTS

### FIRST NHL GAME:

5/19/21 (CGY 6 vs. VAN 2)

### FIRST NHL GOAL:

None

### FIRST NHL ASSIST:

None

### MOST GOALS IN A GAME:

None

### MOST ASSISTS IN A GAME:

None

### MOST POINTS IN A GAME:

None

### MOST SHOTS IN A GAME:

2 (5/19/21, CGY 6 vs. VAN 2)

### MOST PIM IN A GAME:

2 (12/12/22, CGY 1 at MTL 2 SO)

### MOST ICE TIME IN A GAME:

14:19 (5/19/21, CGY 6 vs. VAN 2)

### MULTIPLE-POINT GAMES:

None

### LONGEST GOAL STREAK:

N/A

### LONGEST ASSIST STREAK:

N/A

### LONGEST POINT STREAK:

N/A

### PENALTY SHOTS: N/A

### SHOOTOUTS: N/A

### MOST GOALS IN A PLAYOFF GAME:

None

### MOST ASSISTS IN A PLAYOFF GAME:

None

### MOST POINTS IN A PLAYOFF GAME:

None



# ALIAKSEI PROTAS

Pronunciation: \al-EHK-see PROH-tuhs\

## 2022-23 HIGHLIGHTS

- Recorded 15 points (4g, 11a) in 58 games with the Capitals, surpassing his games played, goal, assist and point totals from his rookie year in 2021-22.
- Ranked second among Capitals forward in shot attempt percentage at five-on-five (53.1%).
- Skated a season-high 16:34 on April 6 at Montreal.
- Recorded a career-high seven shots on March 15 vs. Buffalo.
- Recorded his third career multi-point game (2a) on Dec. 31 vs. Montreal.
- Added five points (2g, 3a) in nine regular-season games with the Hershey Bears (AHL) and 13 points (5g, 8a) in 20 playoff games during Hershey's run to the Calder Cup championship.
- During the Calder Cup Playoffs, Protas ranked tied for first on Hershey in power-play goals (2), tied for second in goals and tied for third in points.
- Scored twice, including the series-clinching goal in first round of the Calder Cup Playoffs on May 4 vs. Charlotte.
- Was one of three players from Belarus to play in the NHL last season (Yegor Sharangovich, New Jersey; Vladislav Kolyachonok, Arizona).

## CAREER

- Skated a career-high 18:31 on Dec. 11, 2021 at Buffalo.
- Scored his first career goal on Nov. 28, 2021 at Carolina.
- Recorded his first career point with an assist on Nov. 20, 2021 at San Jose.
- Made his NHL debut on Nov. 1, 2021 at Tampa Bay.
- Has recorded 36 points (12g, 24a) in 67 career AHL games with Hershey.
- Recorded 18 points (10g, 8a) in 58 games with Dinamo Minsk of the Kontinental Hockey League (KHL) in 2020-21. Protas added four points (1g, 3a) in five playoff games and was named Best Rookie of the KHL playoffs' first round.
- Represented Belarus at the 2021 IIHF World Championship, recording two assists in six games.
- Won the WHL championship with the Prince Albert Raiders in 2019, finishing fifth in playoff scoring with 22 points (12g, 10a) in 23 games.

DOB

**JANUARY 6, 2001**

BIRTHPLACE

**VITEBSK, BLR** 

DRAFTED

**CAPITALS' THIRD-ROUND CHOICE,  
91ST OVERALL,  
IN THE 2019 NHL DRAFT**

POS

**C**

SHOOTS

**L**

HEIGHT

**6'6"**

WEIGHT

**237**

# ALIAKSEI PROTAS



## VS. THE NHL

TEAM	GP	G	A	PTS	PIM
ANA	2	0	0	0	0
ARI	1	0	0	0	0
BOS	4	0	0	0	0
BUF	3	0	0	0	0
CGY	2	0	0	0	0
CAR	2	1	0	1	2
CHI	4	0	1	1	0
COL	2	0	0	0	0
CBJ	4	1	2	3	0
DAL	2	0	0	0	0
DET	4	0	0	0	0
EDM	3	0	1	1	0
FLA	4	0	3	3	2
LAK	3	0	0	0	0
MIN	2	0	0	0	0
MTL	4	0	2	2	0
NSH	2	1	0	1	0
NJD	3	1	1	2	2
NYI	3	0	1	1	0
NYR	3	1	1	2	2
OTT	4	0	0	0	0
PHI	2	0	0	0	0
PIT	4	0	0	0	0
SJS	3	0	1	1	2
SEA	3	0	0	0	0
STL	3	0	1	1	2
TBL	4	1	0	1	0
TOR	2	0	1	1	0
VAN	3	0	0	0	0
VGK	2	0	0	0	0
WPG	4	1	2	3	0

## CAREER HIGHS

GOALS	ASSISTS	POINTS
4 (2022-23)	11 (2022-23)	15 (2022-23)

## REGULAR SEASON

## PLAYOFFS

YEAR	TEAM	LEAGUE	GP	G	A	PTS	PIM	+/-	PP	SH	GW	S	GP	G	A	PTS	PIM
2016-17	Belarus U17	Belarus2	4	0	1	1	0	-	-	-	-	-	-	-	-	-	-
2017-18	Belarus U17	Belarus2	49	9	11	20	8	-	-	-	-	-	3	1	3	4	0
	Belarus U18	WJC-18	5	1	3	4	0	2	-	-	-	-	-	-	-	-	-
2018-19	Prince Albert	WHL	61	11	29	40	4	24	1	0	2	111	23	12	10	22	6
	Belarus U20	WJC-20 D1A	5	2	3	5	0	-1	-	-	-	-	-	-	-	-	-
2019-20	Prince Albert	WHL	58	31	49	80	8	37	9	2	7	211	-	-	-	-	-
	Belarus U20	WJC-20 D1A	5	4	3	7	6	3	-	-	-	-	-	-	-	-	-
2020-21	Dinamo Minsk	KHL	58	10	8	18	4	0	3	0	1	79	5	1	3	4	4
	Hershey	AHL	16	2	5	7	2	1	0	0	1	18	-	-	-	-	-
	Belarus	WC	6	0	2	2	0	-6	-	-	-	-	-	-	-	-	-
2021-22	<b>CAPITALS</b>	<b>NHL</b>	<b>33</b>	<b>3</b>	<b>6</b>	<b>9</b>	<b>0</b>	<b>4</b>	<b>0</b>	<b>0</b>	<b>0</b>	<b>34</b>	-	-	-	-	-
	Hershey	AHL	42	8	16	24	10	-3	2	0	2	80	3	0	1	1	0
2022-23	<b>CAPITALS</b>	<b>NHL</b>	<b>58</b>	<b>4</b>	<b>11</b>	<b>15</b>	<b>12</b>	<b>-8</b>	<b>0</b>	<b>0</b>	<b>0</b>	<b>83</b>	-	-	-	-	-
	Hershey	AHL	9	2	3	5	0	-4	1	0	0	18	20	5	8	13	2
<b>NHL / CAPITALS TOTALS</b>			<b>91</b>	<b>7</b>	<b>17</b>	<b>24</b>	<b>12</b>	<b>-4</b>	<b>0</b>	<b>0</b>	<b>0</b>	<b>117</b>	-	-	-	-	-

## CAREER HIGHLIGHTS

<b>FIRST NHL GAME:</b> 11/1/21 (WSH 2 at TBL 3)	<b>MOST SHOTS IN A GAME:</b> 7 (3/15/23, WSH 5 vs. BUF 4 SO)	<b>LONGEST POINT STREAK:</b> 2 (two times, last: 3/21/23-3/23/23, 2A)
<b>FIRST NHL GOAL:</b> 11/28/21 (WSH 4 at CAR 2, Andersen)	<b>MOST PIM IN A GAME:</b> 2 (six times, last: 4/8/23, WSH 2 vs. FLA 4)	<b>PENALTY SHOTS:</b> N/A
<b>FIRST NHL ASSIST:</b> 11/20/21 (WSH 4 at SJS 0)	<b>MOST ICE TIME IN A GAME:</b> 18:31 (12/11/21, WSH 3 at BUF 2 SO)	<b>SHOOTOUTS:</b> None
<b>MOST GOALS IN A GAME:</b> 1 (seven times, last: 4/2/23, WSH 2 vs. NYR 5)	<b>MULTIPLE-POINT GAMES:</b> 3 (12/31/22, WSH 9 vs. MTL 2, 2A)	<b>MOST GOALS IN A PLAYOFF GAME:</b> None
<b>MOST ASSISTS IN A GAME:</b> 2 (two times, last: 12/31/22, WSH 9 vs. MTL 2)	<b>LONGEST GOAL STREAK:</b> None	<b>MOST ASSISTS IN A PLAYOFF GAME:</b> None
<b>MOST POINTS IN A GAME:</b> 2 (three times, last: 12/31/22, WSH 9 vs. MTL 2, 2A)	<b>LONGEST ASSIST STREAK:</b> 2 (3/21/23-3/23/23)	<b>MOST POINTS IN A PLAYOFF GAME:</b> None



# RASMUS SANDIN

Pronunciation: \RAZ-muhs san-DEEN\

## 2022-23 HIGHLIGHTS

- Sandin, who recorded 15 points (3g, 12a) in 19 games with Washington after being acquired from Toronto on Feb. 28, set career highs in games played (71), goals (7), assists (28) and points (35) in 2022-23, more than doubling his previous career-high point total.
- Recorded three assists in his Capitals debut on March 4 at San Jose and became the first defenseman and seventh skater in franchise history to record three points in his first game with Washington.
- Registered three multi-point efforts in his first four games with the Capitals.
- Set the franchise record for most assists (8a in 5 GP) in a player's first five games with the Capitals.
- Required the fewest games (7 GP) for a defenseman to reach 10 points in franchise history, besting the previous mark set by Kevin Shattenkirk in 2016-17 (13 GP).
- Averaged 22:59 of ice time per game after being acquired, which ranked second on the Capitals.
- Logged a career-high 29:58 of ice time on March 9 vs. New Jersey.
- At the time of the trade from Toronto to Washington, Sandin ranked second among Maple Leafs defensemen in shot attempt percentage at five-on-five (53.9%) and hits (113) and tied for second in goals (4).
- Skated in his 100th career NHL game on Nov. 5 vs. Boston.

## CAREER

- Made his NHL debut and recorded his first career point with an assist on Oct. 2 vs. Ottawa.
- Represented Sweden at the 2019 and 2020 World Junior Championships, earning a bronze medal in 2020.
- Was named the tournament's top defenseman at the 2020 World Junior Championships after leading all blueliners with 10 points (3g, 7a) in seven games.
- Earned a bronze medal with Sweden at the 2017 Ivan Hlinka Memorial Tournament.
- Selected to and played in the 2020 AHL All-Star Classic.
- Named to the OHL First All-Rookie Team with the Sault Ste. Marie Greyhounds in 2017-18.

# 38

DOB

**MARCH 7, 2000**

BIRTHPLACE

**UPPSALA, SWE** 

DRAFTED

**TOR FIRST-ROUND CHOICE,  
29TH OVERALL,  
IN THE 2018 NHL DRAFT**

ACQUIRED

**FROM TOR FOR ERIK GUSTAFSSON  
AND BOS'S 1ST ROUND PICK IN THE  
2023 NHL DRAFT,  
FEBRUARY 28, 2023**

POS

**D**

SHOOTS

**LEFT**

HEIGHT

**5'11"**

WEIGHT

**189**

# RASMUS SANDIN



## VS. THE NHL

TEAM	GP	G	A	PTS	PIM
ANA	5	0	2	2	2
ARI	2	0	0	0	0
BOS	5	0	1	1	2
BUF	5	1	1	2	2
CGY	4	1	2	3	2
CAR	5	0	0	0	0
CHI	4	1	2	3	0
COL	2	0	0	0	2
CBJ	5	0	1	1	0
DAL	5	2	1	3	0
DET	7	3	2	5	2
EDM	1	0	0	0	0
FLA	3	0	0	0	0
LAK	6	1	4	5	2
MIN	4	0	1	1	2
MTL	10	0	4	4	4
NSH	4	1	1	2	0
NJD	7	1	2	3	9
NYI	7	1	4	5	5
NYR	8	0	1	1	0
OTT	8	0	4	4	4
PHI	3	0	0	0	0
PIT	9	0	0	0	5
SJS	5	0	3	3	0
SEA	3	0	0	0	0
STL	5	0	1	1	2
TBL	7	0	2	2	4
VAN	7	0	4	4	0
VGK	4	0	1	1	0
WSH	4	1	3	4	2
WPG	5	0	3	3	2

## PLAYOFFS VS. THE NHL

TEAM	GP	G	A	PTS	PIM
MTL	5	1	0	1	0

## CAREER HIGHS

GOALS	ASSISTS	POINTS
7 (2022-23)	28 (2022-23)	35 (2022-23)

## REGULAR SEASON

YEAR	TEAM	LEAGUE	GP	G	A	PTS	PIM	+/-	PP	SH	GW	S	GP	G	A	PTS	PIM
2016-17	Brynäs IF	SuperElit	36	3	15	18	14	-8	-	-	-	-	2	0	1	1	2
2017-18	Rögle BK	SHL	5	0	1	1	0	-2	-	-	-	-	-	-	-	-	-
	Sault Ste. Marie	OHL	51	12	33	45	24	35	4	0	1	94	24	1	12	13	8
2018-19	Toronto	AHL	44	6	22	28	16	-10	3	0	1	65	13	0	10	10	6
	Sweden U20	WJC-20	5	2	2	4	4	4	-	-	-	-	-	-	-	-	-
2019-20	Toronto	NHL	28	1	7	8	10	-7	0	0	1	22	-	-	-	-	-
	Toronto	AHL	21	2	13	15	17	-2	1	0	0	26	13	0	10	10	6
	Sweden U20	WJC-20	7	3	7	10	6	3	-	-	-	-	-	-	-	-	-
2020-21	Toronto	NHL	9	0	4	4	0	6	0	0	0	9	5	1	0	1	0
	Toronto	AHL	1	0	0	0	0	1	0	0	0	0	-	-	-	-	-
2021-22	Toronto	NHL	51	5	11	16	4	9	0	0	3	46	-	-	-	-	-
2022-23	Toronto	NHL	52	4	16	20	23	10	0	0	0	58	-	-	-	-	-
	CAPITALS	NHL	19	3	12	15	16	-7	0	0	0	23	-	-	-	-	-
NHL TOTALS			159	13	50	63	53	11	0	0	4	158	5	1	0	1	0
CAPITALS TOTALS			19	3	12	15	16	-7	0	0	0	23	-	-	-	-	-

## CAREER HIGHLIGHTS

<b>FIRST NHL GAME:</b> 10/2/19 (TOR 5 vs. OTT 3)	<b>MOST SHOTS IN A GAME:</b> 4 (two times, last: 2/15/23, TOR 5 vs. CHI 2)	<b>LONGEST POINT STREAK:</b> 3 (3/17/23-3/21/23, 3A)
<b>FIRST NHL GOAL:</b> 1/27/20 (TOR 5 at NSH 2, Rinne)	<b>MOST PIM IN A GAME:</b> 9 (4/13/23, WSH 4 vs. NJD 5 OT)	<b>PENALTY SHOTS:</b> None
<b>FIRST NHL ASSIST:</b> 10/2/19 (TOR 5 vs. OTT 3)	<b>MOST ICE TIME IN A GAME:</b> 29:58 (3/9/23, WSH 2 vs. NJD 3 SO)	<b>SHOOTOUTS:</b> 0/1
<b>MOST GOALS IN A GAME:</b> 1 (13 times, last: 4/13/23, WSH 4 vs. NJD 5 OT)	<b>MULTIPLE-POINT GAMES:</b> 12 (last: 3/11/23, WSH 5 at NYI 1, 3A)	<b>MOST GOALS IN A PLAYOFF GAME:</b> 1 (5/22/21, TOR 5 vs. MTL 1)
<b>MOST ASSISTS IN A GAME:</b> 3 (three times, last: 3/11/23, WSH 5 at NYI 1)	<b>LONGEST GOAL STREAK:</b> 2 (2/28/22-3/2/22, 2G)	<b>MOST ASSISTS IN A PLAYOFF GAME:</b> None
<b>MOST POINTS IN A GAME:</b> 3 (three times, last: 3/11/23, WSH 5 at NYI 1, 3A)	<b>LONGEST ASSIST STREAK:</b> 3 (3/17/23-3/21/23, 3A)	<b>MOST POINTS IN A PLAYOFF GAME:</b> 1 (5/22/21, TOR 5 vs. MTL 1)



91

DOB

JANUARY 1, 1996

BIRTHPLACE

HERNDON, VA 

ACQUIRED

SIGNED AS FREE AGENT,  
MARCH 18, 2019

POS

LW

SHOOTS

LEFT

HEIGHT

5'9"

WEIGHT

180

# JOE SNIVELY

Pronunciation: \JOH SNIGHV-lee\

## 2022-23 HIGHLIGHTS

- Appeared in 12 games with Washington in 2022-23, where he recorded four points (2g, 2a).
- Skated a career high 18:12 on April 11 at Boston.
- Recorded his second career multi-point game (1g, 1a) on Feb. 14 vs. Carolina.
- Added 27 points (9g, 18a) in 32 games with AHL Hershey.
- Ranked fourth on the Bears in points per game (0.84) and tied for sixth in power-play goals (3).
- Led Hershey with 15 points (2g, 13a) in 20 playoff games, including five points (1g, 4a) during the Calder Cup Finals against Coachella Valley.
- Ranked tied for second in the AHL in power play assists (6), tied for fourth in assists and tied for sixth in points.
- Recorded his 100th career AHL point on March 12 at Providence.

## CAREER

- Recorded seven points (4g, 3a) in 12 games with the Capitals in 2021-22.
- Made his NHL debut and recorded his first career point on Dec. 19, 2021 vs. Los Angeles.
- He is the first player in franchise history to play for the team as a native of Virginia.
- Scored his first career NHL goal and multi-point game (2g, 1a) on Feb. 10, 2022 at Montreal.
- He is one of three Virginia-born players to score in the NHL (Eric Weinrich: Roanoke, Va.; Scott Lachance: Charlottesville, Va.).
- Became the eighth player in Capitals history to score multiple goals in the same game in which he recorded his first career goal and was the first to do so since Alex Ovechkin (2g on Oct. 5, 2005).
- Set new AHL single-season career highs in goals (15), assists (23) and points (38) in 35 games with Hershey in 2021-22.
- Signed with the Capitals as an undrafted free agent on March 18, 2019.
- Recorded 139 points (58g, 81a) in 129 games over four seasons at Yale University.
- Named as a Hobey Baker Award nominee after recording 36 points (15g, 21a) in 33 games during the 2018-19 season.
- Named to the All-Ivy League First Team and the NCAA (New England) All-Star in 2017-18.
- During his freshman year in 2015-16, he was named the Ivy-League Rookie of the Year and selected to the ECAC All-Rookie Team.
- Won a silver medal with Team USA at the 2013 Ivan Hlinka Memorial, where he recorded two points (1g, 1a) in five games.
- Trained at MedStar Capitals Iceplex during his youth and was a participant in Washington's Little Caps program.

# JOE SNIVELY



## VS. THE NHL

TEAM	GP	G	A	PTS	PIM
BOS	1	0	0	0	0
CAR	1	1	1	2	0
CBJ	1	0	0	0	0
DAL	1	0	1	1	0
DET	1	0	0	0	0
EDM	1	0	0	0	0
FLA	2	0	1	1	0
LAK	2	0	1	1	0
MTL	2	2	1	3	0
NSH	1	1	0	1	2
NJD	1	1	0	1	0
NYI	1	0	0	0	0
NYR	2	0	0	0	0
OTT	2	0	0	0	0
PHI	2	1	0	1	0
PIT	1	0	0	0	0
TOR	1	0	0	0	0
VGK	1	0	0	0	0

## CAREER HIGHS

GOALS	ASSISTS	POINTS
4 (2021-22)	3 (2021-22)	7 (2021-22)

## REGULAR SEASON

## PLAYOFFS

YEAR	TEAM	LEAGUE	GP	G	A	PTS	PIM	+/-	PP	SH	GW	S	GP	G	A	PTS	PIM
2012-13	Sioux City	USHL	48	9	7	16	10	-7	-	-	-	-	-	-	-	-	-
2013-14	Sioux City	USHL	56	14	31	45	45	9	-	-	-	-	8	0	4	4	4
2014-15	Sioux City	USHL	55	27	37	64	26	12	-	-	-	-	5	1	3	4	8
2015-16	Yale	NCAA	32	10	18	28	12	5	2	0	0	75	-	-	-	-	-
2016-17	Yale	NCAA	33	14	25	39	34	-3	4	0	0	84	-	-	-	-	-
2017-18	Yale	NCAA	31	19	17	36	18	11	1	3	5	109	-	-	-	-	-
2018-19	Yale	NCAA	33	15	21	36	17	5	5	2	1	93	-	-	-	-	-
	Hershey	AHL	9	2	5	7	0	3	1	0	1	15	2	0	0	0	0
2019-20	Hershey	AHL	45	12	12	24	14	7	0	0	3	80	-	-	-	-	-
2020-21	Hershey	AHL	30	6	11	17	8	7	1	0	3	65	-	-	-	-	-
2021-22	CAPITALS	NHL	12	4	3	7	2	3	1	0	0	21	-	-	-	-	-
	Hershey	AHL	35	15	23	38	18	22	4	3	3	102	1	0	0	0	0
2022-23	CAPITALS	NHL	12	2	2	4	0	3	0	0	0	16	-	-	-	-	-
	Hershey	AHL	32	9	18	27	6	10	3	0	2	58	20	2	13	15	6
NHL / CAPITALS TOTALS			12	4	3	7	2	3	1	0	0	21	-	-	-	-	-

## CAREER HIGHLIGHTS

### FIRST NHL GAME:

12/19/21 (WSH 2 vs. LAK 3)

### FIRST NHL GOAL:

2/10/22 (WSH 5 at MTL 2, Primeau)

### FIRST NHL ASSIST:

12/19/21 (WSH 2 vs. LAK 3)

### MOST GOALS IN A GAME:

2 (2/10/22, WSH 5 at MTL 2)

### MOST ASSISTS IN A GAME:

1 (five times, last: 2/14/23, WSH 2 vs. CAR 3)

### MOST POINTS IN A GAME:

3 (2/10/22, WSH 5 at MTL 2, 2g, 1a)

### MOST SHOTS IN A GAME:

3 (four times, last: 2/14/23, WSH 2 vs. CAR 3)

### MOST PIM IN A GAME:

2 (2/15/22, WSH 4 at NSH 1)

### MOST ICE TIME IN A GAME:

18:12 (4/11/23, WSH 2 at BOS 5)

### MULTIPLE-POINT GAMES:

2 (last: 2/14/23, WSH 2 vs. CAR 3, 1g, 1a)

### LONGEST GOAL STREAK:

2 (2/15/22-2/17/22, 2G)

### LONGEST ASSIST STREAK:

2 (12/19/21-1/28/22, 2A)

### LONGEST POINT STREAK:

2 (2/15/22-2/17/22, 2G)

### PENALTY SHOTS: N/A

### SHOOTOUTS: None

### MOST GOALS IN A PLAYOFF GAME:

None

### MOST ASSISTS IN A PLAYOFF GAME:

None

### MOST POINTS IN A PLAYOFF GAME:

None



17

DOB

MARCH 7, 1997

BIRTHPLACE

MISSISSAUGA, ON 

DRAFTED

ARI FIRST-ROUND CHOICE,  
THIRD OVERALL,  
IN THE 2015 NHL DRAFT

ACQUIRED

SIGNED AS FREE AGENT,  
JULY 14, 2022

POS

C

SHOOTS

LEFT

HEIGHT

6'3"

WEIGHT

194

# DYLAN STROME

Pronunciation: \DIH-luhn STROHM\

## 2022-23 HIGHLIGHTS

- Set career highs in games played (81), goals (23), assists (42) and points (65) in his first season with the Capitals.
- His 65 points in 2022-23 were the most by a Capital in their first season with the club since Nicklas Backstrom in 2007-08 (14g-55a-69p in 82 GP) and the most by a non-Capitals draft pick in their first season with Washington since Robert Lang in 2002-03 (22g-47a-69p in 82 GP).
- Became just the seventh Capital to reach the 60-point mark since 2005-06 (Alex Ovechkin: 16x; Nicklas Backstrom: 10x; John Carlson: 4x; Evgeny Kuznetsov: 4x; Alexander Semin: 3x; Mike Green: 2x).
- Ranked second on the Capitals in goals (23), assists (42), points (65), power-play points (21) and multi-goal games (17).
- Recorded 28 points (11g, 17a) in his final 22 games of the season and led Washington in points from Dec. 23 through the Capitals' regular-season finale on April 13 (17g-24a-41p in 46 GP).
- Established a career-long four-game goal streak (4/2-4/10/23: 5g).
- Recorded two six-game point streaks (3/4-3/15/23: 3g, 7a; 4/2-4/13/23: 5g, 3a), tying a career long.
- Signed a five-year contract extension with Washington on Feb. 3, 2023.

## CAREER

- Strome recorded his first career hat trick and four-point game (3g, 1a) on Jan. 26, 2022 against the Detroit Red Wings.
- Strome averaged 0.68 points per game in parts of four seasons with Chicago from 2018-19-2021-22, which ranked fifth on the team in that span.
- Strome represented Canada at the 2019 World Championship, where he earned a silver medal, and at the 2017 and 2016 World Junior Championships, earning a silver medal at the 2017 tournament.
- Strome recorded 354 points (114g, 240a) in 219 regular-season games with the Erie Otters of the Ontario Hockey League (OHL) from 2013-14 to 2016-17. Strome's 354 points are the most in Erie franchise history.

# DYLAN STROME



## VS. THE NHL

TEAM	GP	G	A	PTS	PIM
ANA	13	7	4	11	2
ARI	11	5	2	7	8
BOS	11	1	5	6	4
BUF	10	3	5	8	4
CGY	13	3	3	6	8
CAR	14	4	3	7	4
CHI	4	0	3	3	2
COL	13	2	6	8	0
CBJ	17	4	5	9	10
DAL	17	3	3	6	2
DET	16	5	9	14	8
EDM	9	4	6	10	0
FLA	14	4	3	7	4
LAK	10	2	5	7	2
MIN	11	3	8	11	2
MTL	6	2	3	5	0
NSH	19	1	3	4	6
NJD	10	2	7	9	2
NYI	9	5	4	9	0
NYR	8	1	4	5	2
OTT	8	3	3	6	2
PHI	10	3	2	5	0
PIT	9	2	1	3	2
SJS	11	5	6	11	6
SEA	4	0	0	0	2
STL	10	1	8	9	4
TBL	14	4	5	9	4
TOR	6	0	4	4	4
VAN	13	2	9	11	4
VGK	15	4	8	12	4
WSH	5	1	4	5	2
WPG	14	4	4	8	6

## PLAYOFFS VS. THE NHL

TEAM	GP	G	A	PTS	PIM
EDM	4	1	0	1	0
VGK	5	1	1	2	2

## CAREER HIGHS

GOALS	ASSISTS	POINTS
23 (2022-23)	42 (2022-23)	65 (2022-23)

## REGULAR SEASON

YEAR	TEAM	LEAGUE	GP	G	A	PTS	PIM	+/-	PP	SH	GW	S	GP	G	A	PTS	PIM
2013-14	Erie	OHL	60	10	29	39	11	17	2	0	4	-	14	3	6	9	0
	Canada-Ontario	WHC-17	5	6	5	11	0	-	-	-	-	-	-	-	-	-	-
2014-15	Erie	OHL	68	45	84	129	32	47	14	0	8	-	20	10	12	22	12
2015-16	Erie	OHL	56	37	74	111	44	23	9	1	8	229	13	10	11	21	12
	Canada	WJC-20	5	4	2	6	4	1	-	-	-	-	-	-	-	-	-
2016-17	Arizona	NHL	7	0	1	1	0	-5	0	0	0	6	-	-	-	-	-
	Erie	OHL	35	22	53	75	18	36	6	0	4	143	22	14	20	34	14
	Canada	WJC-20	7	3	7	10	0	1	-	-	-	-	-	-	-	-	-
2017-18	Arizona	NHL	21	4	5	9	8	4	1	0	0	30	-	-	-	-	-
	Tuscon	AHL	50	22	31	53	28	8	9	0	3	144	9	3	5	8	2
2018-19	Arizona	NHL	20	3	3	6	6	-10	3	0	1	40	-	-	-	-	-
	Chicago	NHL	58	17	34	51	14	2	3	0	2	105	-	-	-	-	-
	Canada	WC	10	1	4	5	2	1	-	-	-	-	-	-	-	-	-
2019-20	Chicago	NHL	58	12	26	38	16	1	2	0	2	97	9	2	1	3	2
2020-21	Chicago	NHL	40	9	8	17	14	-16	4	0	1	71	-	-	-	-	-
2021-22	Chicago	NHL	69	22	26	48	28	-6	5	0	2	126	-	-	-	-	-
2022-23	CAPITALS	NHL	81	23	42	65	24	-4	3	0	2	154	-	-	-	-	-
NHL TOTALS			354	90	145	235	110	-34	21	0	10	629	9	2	1	3	2
CAPITALS TOTALS			81	23	42	65	24	-4	3	0	2	154	-	-	-	-	-

## CAREER HIGHLIGHTS

### FIRST NHL GAME:

10/18/16 (ARI 4 at OTT 7)

### FIRST NHL GOAL:

12/2/17 (ARI 5 vs. NJD 0, Kinkaid)

### FIRST NHL ASSIST:

10/18/16 (ARI 4 at OTT 7)

### MOST GOALS IN A GAME:

3 (two times, last: 3/8/22, CHI 8 vs. ANA 3)

### MOST ASSISTS IN A GAME:

3 (four times, last: 1/5/23, WSH 6 at CBJ 2)

### MOST POINTS IN A GAME:

4 (two times, last: 3/8/22, CHI 8 vs. ANA 3, 3G, 1A)

### MOST SHOTS IN A GAME:

8 (2/16/23, WSH 3 vs. FLA 6)

### MOST PIM IN A GAME:

6 (1/7/19, CHI 3 vs. CGY 4)

### MOST ICE TIME IN A GAME:

24:07 (3/12/22, CHI 6 at OTT 3)

### MULTIPLE-POINT GAMES:

52 (last: 4/10/23, WSH 5 vs. NYI 2, 2G)

### LONGEST GOAL STREAK:

4 (4/2/23-4/10/23, 5G)

### LONGEST ASSIST STREAK:

4 (two times, last: 3/19/23-3/25/23, 5A)

### LONGEST POINT STREAK:

6 (four times, last: 4/2/23-4/13/23, 5G, 3A)

### PENALTY SHOTS:

None

### SHOOTOUTS:

0/5

### MOST GOALS IN A PLAYOFF GAME:

1 (two times, last: 8/13/20, CHI 3 at VGK 4 OT)

### MOST ASSISTS IN A PLAYOFF GAME:

1 (8/18/20, CHI 3 at VGK 4)

### MOST POINTS IN A PLAYOFF GAME:

1 (three times, last: 8/18/20, CHI 3 at VGK 4)

# TREVOR VAN RIEMSDYK



Pronunciation: \TREH-vuhr van REEMZ-dighk\

## 2022-23 HIGHLIGHTS

- Recorded a career-high 23 points (7g, 16a) in 76 games last season.
- Led the Capitals and ranked tied for 16th in the NHL in blocked shots (160)
- Ranked first on the Capitals in plus/minus (+10) and shorthanded ice time per game (2:35)
- Averaged 19:04 of ice time per game, which marked the second-highest rate of his career (2015-16: 19:59)
- Established a career-long four game point streak (3/9-3/15/23: 1g, 4a).
- Scored two goals on Jan. 31 at Columbus, marking his first career multi-goal game.
- Recorded his 100th career point on Jan. 17 vs. Minnesota.
- Played in his 500th career game on Jan. 11 at Philadelphia.
- Signed a three-year contract extension on March 11, 2023.

## CAREER

- Won a Stanley Cup in his rookie season with the Chicago Blackhawks in 2015, playing all four of his playoff games in the Final against the Tampa Bay Lightning.
- Ranks seventh among active undrafted defensemen in games played (531).
- Since joining the Capitals in 2020-21, van Riemsdyk leads the Capitals in blocked shots (316) and ranks second in shorthanded time on ice (417:20).
- Played three seasons at the University of New Hampshire, recording 75 points (16g, 59a) in 102 games. Earned NCAA (Hockey East) All-Rookie Team honors during his freshman season in 2011-12 and was named to the NCAA (East) First All-American Team, the NCAA (Hockey East) First All-Star Team and received NCAA (New England) D1 All-Star honors in 2012-13.



# 57

DOB

**JULY 24, 1991**

BIRTHPLACE

**MIDDLETOWN, NJ**

ACQUIRED

**SIGNED AS FREE AGENT,  
OCTOBER 10, 2020**

POS

**D**

SHOOTS

**RIGHT**

HEIGHT

**6'3"**

WEIGHT

**190**

# TREVOR VAN RIEMSDYK



## VS. THE NHL

TEAM	GP	G	A	PTS	PIM
ANA	15	0	3	3	2
ARI	16	0	8	8	0
BOS	20	1	2	3	6
BUF	17	0	4	4	2
CGY	13	0	1	1	2
CAR	10	0	1	1	0
CHI	10	1	0	1	0
COL	18	0	3	3	2
CBJ	19	2	2	4	9
DAL	19	3	2	5	2
DET	19	1	1	2	21
EDM	14	2	1	3	0
FLA	16	1	2	3	0
LAL	13	0	0	0	4
MIN	19	1	6	7	4
MTL	15	2	3	5	2
NSH	19	0	4	4	8
NJD	17	1	4	5	0
NYI	27	2	6	8	6
NYR	24	1	5	6	6
OTT	19	0	3	3	4
PHI	26	0	2	2	19
PIT	21	0	4	4	20
SJS	14	0	4	4	4
SEA	4	0	0	0	0
STL	18	1	4	5	14
TBL	18	0	4	4	6
TOR	18	2	3	4	4
VAN	14	0	3	3	2
VGK	9	2	1	3	4
WSH	13	0	1	1	2
WPG	17	1	1	2	4

## PLAYOFFS VS. THE NHL

TEAM	GP	G	A	PTS	PIM
BOS	2	0	1	1	4
FLA	6	1	1	2	0
NSH	4	0	0	0	0
NYI	2	0	0	0	0
STL	7	1	0	1	2
TBL	4	0	0	0	0
WSH	7	0	0	0	2

## CAREER HIGHS

GOALS	ASSISTS	POINTS
7 (2022-23)	16 (2022-23, 2021-22)	23 (2022-23)

## REGULAR SEASON

YEAR	TEAM	LEAGUE	GP	G	A	PTS	PIM	+/-	PP	SH	GW	S	GP	G	A	PTS	PIM
2009-10	N.H. Jr. Monarchs	EJHL	31	8	27	35	4	-	-	-	-	-	4	0	3	3	0
2010-11	N.H. Jr. Monarchs	EJHL	39	16	22	38	20	-	-	-	-	-	6	2	3	5	4
2011-12	New Hampshire	H-East	37	4	15	19	24	7	-	-	-	-	-	-	-	-	-
2012-13	New Hampshire	H-East	39	8	25	33	8	10	-	-	-	-	-	-	-	-	-
2013-14	New Hampshire	H-East	26	4	19	23	10	13	-	-	-	-	-	-	-	-	-
2014-15	Chicago	NHL	18	0	1	1	2	0	0	0	0	21	4	0	0	0	0
	Rockford	AHL	8	0	3	3	0	2	0	0	0	7	-	-	-	-	-
2015-16	Chicago	NHL	82	3	11	14	31	-5	0	0	1	85	7	1	0	1	2
2016-17	Chicago	NHL	58	5	11	16	29	17	0	0	2	73	4	0	0	0	0
2017-18	Carolina	NHL	79	3	13	16	20	9	0	0	1	111	-	-	-	-	-
2018-19	Carolina	AHL	78	3	11	14	10	-4	0	0	1	102	9	0	0	0	2
2019-20	Carolina	NHL	49	1	7	8	10	-7	0	0	0	58	2	0	1	1	4
2020-21	CAPITALS	NHL	20	1	2	3	2	-1	0	0	0	23	-	-	-	-	-
2021-22	CAPITALS	NHL	72	1	16	17	40	-3	0	0	0	75	6	1	1	2	0
2022-23	CAPITALS	NHL	75	7	16	23	15	10	0	0	0	97	-	-	-	-	-
NHL TOTALS			531	24	88	112	159	16	0	0	5	645	32	2	2	4	8
CAPITALS TOTALS			167	9	34	43	57	6	0	0	0	195	6	1	1	2	0

## PLAYOFFS

## CAREER HIGHLIGHTS

<b>FIRST NHL GAME:</b> 10/9/14 (CHI 3 at DAL 2 SO)	<b>MOST SHOTS IN A GAME:</b> 7 (5/8/21, WSH 2 vs. PHI 1 OT)	<b>LONGEST POINT STREAK:</b> 4 (3/9/23-3/15/23, 1G, 4A)
<b>FIRST NHL GOAL:</b> 10/10/15 (CHI 4 vs. NYI 1, Berube)	<b>MOST PIM IN A GAME:</b> 17 (two times, last: 2/17/22, WSH 5 at PHI 3)	<b>PENALTY SHOTS:</b> None
<b>FIRST NHL ASSIST:</b> 11/9/14 (CHI 5 vs. SJS 2)	<b>MOST ICE TIME IN A GAME:</b> 28:16 (3/20/16, CHI 2 vs. MIN 3 SO)	<b>SHOOTOUTS:</b> 0/2
<b>MOST GOALS IN A GAME:</b> 2 (1/31/23, WSH 4 at CBJ 3 OT)	<b>MULTIPLE-POINT GAMES:</b> 6 (last: 3/11/23, WSH 5 at NYI 1, 2A)	<b>MOST GOALS IN A PLAYOFF GAME:</b> 1 (two times, last: 5/7/22, WSH 6 vs. FLA 1)
<b>MOST ASSISTS IN A GAME:</b> 2 (four times, last: 3/11/23, WSH 5 at NYI 1)	<b>LONGEST GOAL STREAK:</b> 2 (two times, last: 12/11/22-12/13/22, 2G)	<b>MOST ASSISTS IN A PLAYOFF GAME:</b> 1 (two times, last: 5/13/22, WSH 3 at FLA 4 OT)
<b>MOST POINTS IN A GAME:</b> 2 (six times, last: 3/11/23, WSH 5 at NYI 1, 2A)	<b>LONGEST ASSIST STREAK:</b> 3 (three times, last: 3/11/23-3/15/23, 4A)	<b>MOST POINTS IN A PLAYOFF GAME:</b> 1 (four times, last: 5/13/22, WSH 3 at FLA 4 OT, 1A)



43

DOB

MARCH 29, 1994

BIRTHPLACE

TORONTO, ON 

DRAFTED

CAPITALS' FIRST-ROUND CHOICE,  
16TH OVERALL,  
IN THE 2012 NHL DRAFT

POS

RW

SHOOTS

RIGHT

HEIGHT

6'4"

WEIGHT

224

# TOM WILSON



Pronunciation: \TAWM WIHL-suhn\

## 2022-23 HIGHLIGHTS

- Made season debut Jan. 8 vs. Columbus after missing the Capitals' first 42 games recovering from a torn ACL suffered during the 2022 Stanley Cup Playoffs.
- Recorded 22 points (13g, 9a) in 33 games (0.67 P/GP), a 54-point pace over 82 games.
- His 0.67 points-per-game matched the second-highest rate of his career (2020-21: 0.70; 2021-22: 0.67).
- Ranked tied for fifth on the team in goals and power-play goals (4) despite missing 49 games.
- His four power-play goals tied for the second-highest total of his career (2019-20: 5; 2020-21: 4; 2021-22: 4).
- Ranked second on the Capitals in hits (97) from his season debut on Jan. 8 through the team's regular-season finale on April 13.
- Led Capitals forwards in blocked shots (30) from Jan. 8 through the team's regular-season finale on April 13.
- Ranked third among Capitals forwards in shorthanded time on ice per game (1:40).
- Scored his third career overtime goal and recorded his 11th career multi-goal game on March 1 at Anaheim.
- Recorded his 50th career multi-point game (1g, 1a), on Feb. 25 vs. the New York Rangers.

## CAREER

- In 2021-22, Wilson set career highs in goals (24), assists (28), points (52), power-play points (10) and ice time per game (18:35) in 78 games played.
- Set a career low for penalty minutes in an 82-game season (98 PIMs) in 2021-22 and his 240 hits ranked tied for 11th in the NHL.
- Was just one of two players to finish the 2021-22 season with 200-plus hits and 50-plus points (also Ottawa's Brady Tkachuk).
- Represented the Capitals at the 2022 NHL All-Star game in Las Vegas, his first career All-Star Game selection.
- Skated in his 600th career game on Jan. 7, 2022 against the St. Louis Blues. At 27 years and 284 days old, he became the fifth-youngest player and the third-youngest forward to reach the milestone in franchise history, only behind Mike Gartner (27 years, 109 days) and Alex Ovechkin (27 years, 220 days).
- Has scored 80 even-strength goals since 2017-18, which ranks second on the Capitals in that span (Alex Ovechkin: 176).
- Wilson is the only Capitals forward to average at least 1:30 of power play ice time per game (1:30) and short-handed ice time per game (1:49) over the last six seasons.
- During the Capitals' 2018 Stanley Cup run, Wilson recorded 15 points (5g, 10a) in 21 games, establishing career playoff highs in goals, assists and points.
- Wilson registered a point in 11 of his 21 playoff games, including four multi-point efforts and three points (2g, 1a) in Washington's five Stanley Cup Final games against the Vegas Golden Knights.

# TOM WILSON



## VS. THE NHL

TEAM	GP	G	A	PTS	PIM
ANA	17	7	1	8	42
ARI	15	2	5	7	17
BOS	30	5	9	14	79
BUF	30	7	8	15	29
CGY	14	2	7	9	12
CAR	33	3	5	8	38
CHI	15	6	4	10	24
COL	17	1	8	9	42
CBJ	32	4	7	11	81
DAL	15	2	3	5	29
DET	22	4	2	6	20
EDM	12	1	4	5	19
FLA	22	5	5	10	40
LAK	16	1	2	3	23
MIN	17	4	5	9	53
MTL	22	7	8	15	48
NSH	16	4	2	6	61
NJD	38	6	14	20	65
NYI	43	9	10	19	73
NYR	38	7	5	12	102
OTT	22	4	9	13	49
PHI	40	7	11	18	113
PIT	38	10	6	16	64
SJS	15	1	6	7	15
SEA	2	2	2	4	0
STL	16	1	3	4	25
TBL	24	1	8	9	46
TOR	22	7	2	9	48
VAN	14	5	2	7	23
VGK	8	1	0	1	4
WPG	15	2	4	6	15

## PLAYOFFS VS. THE NHL

TEAM	GP	G	A	PTS	PIM
BOS	6	2	1	3	6
CAR	7	3	2	5	2
CBJ	6	2	1	3	10
FLA	1	1	0	1	0
NYI	11	0	2	2	26
NYR	10	0	1	1	16
PHI	7	0	0	0	11
PIT	16	0	5	5	30
TBL	8	1	4	5	13
TOR	6	3	0	3	12
VGK	5	2	1	3	8

## CAREER HIGHS

GOALS	ASSISTS	POINTS
24 (2021-22)	28 (2021-22)	52 (2021-22)

## REGULAR SEASON

YEAR	TEAM	LEAGUE	GP	G	A	PTS	PIM	+/-	PP	SH	GW	S	GP	G	A	PTS	PIM
2009-10	Toronto	GTHL	73	52	63	115	148	-	-	-	-	-	-	-	-	-	-
2010-11	Plymouth	OHL	28	3	3	6	71	0	-	-	-	-	-	-	-	-	-
	Can. Ontario U17	WHC-17	4	0	1	1	6	-	-	-	-	-	-	-	-	-	-
2011-12	Plymouth	OHL	49	9	18	27	141	17	-	-	-	-	13	7	6	13	39
2012-13	CAPITALS	NHL	-	-	-	-	-	-	-	-	-	-	3	0	0	0	0
	Plymouth	OHL	48	23	35	58	104	36	-	-	-	-	12	9	8	17	41
	Hershey	AHL	-	-	-	-	-	-	-	-	-	-	3	1	0	1	6
2013-14	CAPITALS	NHL	82	3	7	10	151	1	1	0	0	63	-	-	-	-	-
2014-15	CAPITALS	NHL	67	4	13	17	172	-1	0	0	0	79	13	0	1	1	25
	Hershey	AHL	2	0	0	0	0	-1	0	0	0	5	-	-	-	-	-
2015-16	CAPITALS	NHL	82	7	16	23	163	3	0	0	1	99	12	0	1	1	13
2016-17	CAPITALS	NHL	82	7	12	19	133	9	0	0	0	95	13	3	0	3	34
2017-18	CAPITALS	NHL	78	14	21	35	187	10	0	1	1	123	21	5	10	15	31
2018-19	CAPITALS	NHL	63	22	18	40	128	11	3	2	2	130	7	3	2	5	2
2019-20	CAPITALS	NHL	68	21	23	44	93	-3	5	1	5	154	8	1	2	3	23
2020-21	CAPITALS	NHL	47	13	20	33	96	1	4	1	4	83	5	1	1	2	6
2021-22	CAPITALS	NHL	78	24	28	52	98	13	4	2	5	151	1	1	0	1	0
2022-23	CAPITALS	NHL	33	13	9	22	78	-13	4	0	1	82	-	-	-	-	-
NHL / CAPITALS TOTALS			680	128	167	295		31	21	7	19	1,059	83	14	17	31	134

## CAREER HIGHLIGHTS

**FIRST NHL GAME:**  
5/10/13 (WSH 2 vs. NYR 1 OT)

**FIRST NHL GOAL:**  
11/5/13 (WSH 6 vs. NYI 2, Nabokov)

**FIRST NHL ASSIST:**  
11/5/13 (WSH 6 vs. NYI 2)

**MOST GOALS IN A GAME:**  
2 (11 times, last: 3/1/23, WSH 3 at ANA 2 OT)

**MOST ASSISTS IN A GAME:**  
3 (two times, last: 10/19/21, WSH 6 vs. COL 3)

**MOST POINTS IN A GAME:**  
4 (two times, last: 2/7/21, WSH 4 vs. PHI 7, 1G, 3A)

**MOST SHOTS IN A GAME:**  
7 (three times, last: 3/1/23, WSH 3 at ANA 2 OT)

**MOST PIM IN A GAME:**  
20 (12/17/13, WSH 2 at PHI 5)

**MOST ICE TIME IN A GAME:**  
25:24 (11/4/21, WSH 4 at FLA 5 OT)

**MULTIPLE-POINT GAMES:**  
55 (last: 4/10/23, WSH 5 vs. NYI 2, 1G, 1A)

**LONGEST GOAL STREAK:**  
6 (11/21/18-12/2/18, 7G)

**LONGEST ASSIST STREAK:**  
5 (10/16/21-10/25/21, 7A)

**LONGEST POINT STREAK:**  
8 (11/16/18-12/2/18, 7G, 6A)

**PENALTY SHOTS:** None

**SHOOTOUTS:** 0/1

**MOST GOALS IN A PLAYOFF GAME:**  
2 (4/19/17, WSH 5 at TOR 4)

**MOST ASSISTS IN A PLAYOFF GAME:**  
2 (two times, last: 5/23/18, WSH 4 at TB 0)

**MOST POINTS IN A PLAYOFF GAME:**  
2 (seven times, last: 5/15/21, WSH 3 vs. BOS 2 OT)

**CAREER**

- Made his NHL debut in Game 5 of the of the Eastern Conference quarterfinals against the New York Rangers on March 10, 2013. He is one of five players in franchise history to make his NHL debut during the playoffs (Chris Felix: 1988; Grant Jennings: 1988; Trent Whitfield: 2000; Brian Pinho: 2020).
- Since his rookie season in 2013-14, Wilson's 1,299 penalty minutes rank first in the NHL. Over the last six seasons, Wilson is the only player in the NHL who has accumulated at least 600 penalty minutes (680) and recorded 200 points (226).
- Since making his NHL regular-season debut on Oct. 1, 2013, Wilson ranks seventh in the NHL in hits (2,039)
- Leads Capitals forwards in blocked shots (400) since making his NHL debut.
- Ranks third in franchise history in penalty minutes (1,299) and tied for ninth in shorthanded goals (7).
- Among his draft class, Wilson ranks third in games played (680), sixth in goals (128) and seventh in points (295).

**POINTS-PER-GAME BY SEASON**

	GP	G	A	P	P/GP
2022-23	33	13	9	22	0.67
2021-22	78	24	28	52	0.67
2020-21	47	13	20	33	0.70
2019-20	68	21	23	44	0.65
2018-19	63	22	18	40	0.63
2017-18	78	14	21	35	0.45
2016-17	82	7	12	19	0.23
2015-16	82	7	16	23	0.28
2014-15	67	4	13	17	0.25
2013-14	82	3	7	10	0.12

**HITS LEADERS SINCE 2013-14**

		Pos.	Hits	P
1.	Matt Martin	LW	2,781	127
2.	Radko Gudas	D	2,478	159
3.	Ryan Reaves	RW	2,405	115
4.	Cal Clutterbuck	RW	2,299	164
5.	Milan Lucic	LW	2,172	345
6.	Luke Schenn	D	2,071	105
7.	<b>TOM WILSON</b>	<b>RW</b>	<b>2,039</b>	<b>295</b>
8.	Marcus Foligno	LW	2,030	241
9.	ALEX OVECHKIN	LW	1,891	750
10.	Nicolas Deslauriers	LW	1,842	97



43 TOM WILSON



**43** ***TOM WILSON***



# GARIN BJORKLUND

# 80

GOALTENDER • HEIGHT: 6'2" • WEIGHT: 189 • CATCHES: LEFT

BORN: MAY 28, 2002 (GRAND PRARIE, ALBERTA)

DRAFTED: CAPITALS' SIXTH-ROUND CHOICE, 179<sup>TH</sup> OVERALL, IN THE 2020 NHL DRAFT

## NHL HIGHLIGHTS

### NHL FIRSTS

Game: None

Win: None

Shutout: None

### NHL HIGHS

Games: None


Wins: None

Shutouts: None

## REGULAR SEASON

## PLAYOFFS

YEAR	TEAM	LEAGUE	GP	W	L	OT	MIN	GA	SO	GAA	SA	SV%	GP	W	L	GAA	SV%
2015-16	Grand Prairie	AMBHL	16	-	-	-	-	-	-	4.30	-	.885	-	-	-	-	-
2016-17	Calgary	AMBHL	24	-	-	-	-	-	-	1.97	-	.918	8	-	-	2.13	.917
2017-18	Calgary	AMHL	15	-	-	-	-	-	-	1.92	-	.913	3	-	-	3.37	.889
2018-19	Calgary	AMHL	19	-	-	-	-	-	-	2.44	-	.909	11	-	-	1.76	.937
	Medicine Hat	WHL	2	2	0	0	120	5	0	2.50	55	.909	-	-	-	-	-
	Canada Black	WHC17	2	-	-	-	-	-	-	2.42	-	.919	-	-	-	-	-
2019-20	Medicine Hat	WHL	28	20	5	1	1609	78	1	2.91	756	.897	-	-	-	-	-
2020-21	Medicine Hat	WHL	18	10	7	0	1085	47	1	2.60	595	.921	-	-	-	-	-
2021-22	Medicine Hat	WHL	48	8	36	2	2675	190	1	4.26	1546	.877	-	-	-	-	-
2022-23	South Carolina	ECHL	1	1	0	0	-	4	0	3.58	28	.857	-	-	-	-	-



# PIERRICK DUBE

72

RIGHT WING • HEIGHT: 5'9" • WEIGHT: 185 • SHOOTS: RIGHT  
BORN: JANUARY 7, 2001 (LYON, FRANCE)  
ACQUIRED: SIGNED AS A FREE AGENT, JULY 2, 2023

## NHL HIGHLIGHTS

### NHL FIRSTS

Game: None

Point: None

Goal: None

### NHL HIGHS

Goals: None

Assists: None

Points: None

PIM: None

## REGULAR SEASON

## PLAYOFFS

YEAR	TEAM	LEAGUE	GP	G	A	PTS	PIM	+/-	PP	SH	GW	S	GP	G	A	PTS	PIM
2015-16	Quebec	QMAAA	34	13	11	24	48	-	-	-	-	-	4	3	0	3	6
2016-17	Séminaire	QMAAA	39	11	17	28	44	11	-	-	-	-	11	3	7	10	10
2017-18	Quebec	QMJHL	39	3	1	4	2	-3	0	0	1	32	6	0	0	0	2
	France	WJC-18	6	2	0	2	10	-5	-	-	-	-	-	-	-	-	-
2018-19	Quebec	QMJHL	64	17	11	28	28	-6	5	0	4	148	7	2	0	2	4
	France	WJC-18 D1A	5	3	4	7	0	-1	-	-	-	-	-	-	-	-	-
2019-20	Quebec	QMJHL	56	19	26	45	40	-10	4	0	2	142	-	-	-	-	-
	France	WJC-20 D1B	5	5	4	9	8	7	-	-	-	-	-	-	-	-	-
2020-21	Quebec	QMJHL	10	5	4	9	0	2	1	0	1	30	-	-	-	-	-
	Chicoutimi	QMJHL	14	12	7	19	10	3	5	0	2	63	9	9	5	14	8
2021-22	Shawinigan	QMJHL	36	19	25	44	24	8	9	0	5	136	16	12	6	18	22
	Trois-Rivières	ECHL	10	1	3	4	2	-1	0	0	0	17	-	-	-	-	-
2022-23	Laval	AHL	44	16	16	32	30	10	3	0	3	132	2	0	0	0	6
	Trois-Rivières	ECHL	9	9	5	14	10	3	3	0	0	42	-	-	-	-	-



ETHEN  
FRANK

53

CENTER • HEIGHT: 5'11" • WEIGHT: 188 • SHOOTS: RIGHT  
BORN: FEBRUARY 5, 1998 (PAPILLION, NEBRASKA)  
ACQUIRED: SIGNED AS A FREE AGENT, MARCH 2, 2023

NHL HIGHLIGHTS

NHL FIRSTS

Game: None

Point: None

Goal: None

NHL HIGHS

Goals: None

Assists: None

Points: None

PIM: None

REGULAR SEASON														PLAYOFFS					
YEAR	TEAM	LEAGUE	GP	G	A	PTS	PIM	+/-	PP	SH	GW	S		GP	G	A	PTS	PIM	
2015-16	Lincoln	USHL	48	10	9	19	14	1	2	0	2	72		1	0	0	0	0	
2016-17	Lincoln	USHL	55	18	23	41	77	7	3	2	3	145		-	-	-	-	-	
2017-18	W. Michigan	NCAA	30	7	5	12	23	1	0	2	0	44		-	-	-	-	-	
2018-19	W. Michigan	NCAA	34	15	11	26	29	1	3	0	4	77		-	-	-	-	-	
2019-20	W. Michigan	NCAA	32	9	10	19	6	4	2	0	1	66		-	-	-	-	-	
2020-21	W. Michigan	NCAA	21	9	8	17	4	-2	3	0	1	-		-	-	-	-	-	
2021-22	W. Michigan	NCAA	38	26	13	39	34	15	10	1	6	141		-	-	-	-	-	
	Hershey	AHL	5	1	0	1	0	-1	1	0	0	8		-	-	-	-	-	
2022-23	Hershey	AHL	57	30	19	49	20	14	9	0	5	186		16	2	4	6	4	



# MITCHELL GIBSON

78

GOALTENDER • HEIGHT: 6'2" • WEIGHT: 204 • CATCHES: LEFT

BORN: JUNE 25, 1999 (PHOENIXVILLE, PENNSYLVANIA)

DRAFTED: CAPITALS' FOURTH-ROUND CHOICE, 124<sup>TH</sup> OVERALL, IN THE 2018 NHL DRAFT

## NHL HIGHLIGHTS

### NHL FIRSTS

Game: None

Win: None

Shutout: None

### NHL HIGHS

Games: None

Wins: None

Shutouts: None

REGULAR SEASON													PLAYOFFS				
YEAR	TEAM	LEAGUE	GP	W	L	OT	MIN	GA	SO	GAA	SA	SV%	GP	W	L	GAA	SV%
2016-17	Jr. Flyers U18	T1EHL U18	20	-	-	-	-	-	-	3.38	-	.902	2	-	-	3.03	.838
	Jr. Flyers 18U	AYHL 18U	12	-	-	-	-	-	-	3.00	-	.908	1	-	-	6.00	.864
	Owen J. Roberts	USHS-PA	1	-	-	-	-	-	-	2.00	-	.913	-	-	-	-	-
2017-18	Lone Star	NAHL	43	26	7	5	2496	66	11	1.59	1020	.935	8	5	3	1.37	.950
2018-19	Central Illinois	USHL	43	13	21	3	2281	133	2	3.50	1211	.890	-	-	-	-	-
2019-20	Harvard	NCAA	23	11	8	3	1289	56	1	2.61	664	.916	-	-	-	-	-
2020-21	Harvard	NCAA	-	-	-	-	-	-	-	-	-	-	-	-	-	-	-
2021-22	Harvard	NCAA	30	18	10	1	1743	63	2	2.17	-	.918	-	-	-	-	-
2022-23	Harvard	NCAA	27	18	7	2	1628	61	3	2.25	-	.919	-	-	-	-	-



RYAN  
HOFER

84

CENTER • HEIGHT: 6'4" • WEIGHT: 189 • SHOOTS: LEFT  
BORN: MAY 10, 2002 (HEADINGLEY, MANITOBA)  
DRAFTED: CAPITALS' SIXTH-ROUND CHOICE, 181<sup>ST</sup> OVERALL, IN THE 2022 NHL DRAFT

NHL HIGHLIGHTS

NHL FIRSTS

Game: None

Point: None

Goal: None

NHL HIGHS

Goals: None

Assists: None

Points: None

PIM: None

REGULAR SEASON														PLAYOFFS				
YEAR	TEAM	LEAGUE	GP	G	A	PTS	PIM	+/-	PP	SH	GW	S		GP	G	A	PTS	PIM
2017-18	Pursuit	NAPHL	17	4	5	9	3	-	-	-	-	-		4	0	1	1	34
2018-19	Pursuit	CSSHL	34	16	8	24	101	-	-	-	-	-		-	-	-	-	-
	Pursuit	NAPHL	20	8	3	11	16	-	-	-	-	-		-	-	-	-	-
2019-20	Pursuit	CSSHL	35	26	25	51	78	-	-	-	-	-		2	1	1	2	0
	Pursuit	NAPHL	3	4	2	6	4	-	-	-	-	-		-	-	-	-	-
2020-21	Portage	MJHL	8	0	5	5	4	-	-	-	-	-		-	-	-	-	-
	Everett	WHL	22	6	3	9	14	6	-	-	1	40		-	-	-	-	-
2021-22	Everett	WHL	67	25	33	58	84	30	5	-	4	250		6	6	4	10	4
2022-23	Everett	WHL	36	23	13	36	64	-8	8	1	3	168		-	-	-	-	-
	Kamloops	WHL	30	17	25	32	48	19	4	2	1	110		14	8	7	15	18



# VINCENT IORIO

2

DEFENSEMAN • HEIGHT: 6'4" • WEIGHT: 205 • SHOOTS: RIGHT

BORN: NOVEMBER 14, 2002 (COQUITLAM, BRITISH COLUMBIA)

DRAFTED: CAPITALS' SECOND-ROUND CHOICE, 55<sup>TH</sup> OVERALL, IN THE 2021 NHL DRAFT

## NHL HIGHLIGHTS

### NHL FIRSTS

Game: 3/4/23 (WSH 8 at SJS 3)

Point: 3/4/23 (WSH 8 at SJS 3, 1A)

Goal: None

### NHL HIGHS

Goals: None

Assists: 3/4/23 (WSH 8 at SJS 3)


Points: 3/4/23 (WSH 8 at SJS 3, 1A)

PIM: None

## REGULAR SEASON

## PLAYOFFS

YEAR	TEAM	LEAGUE	GP	G	A	PTS	PIM	+/-	PP	SH	GW	S	GP	G	A	PTS	PIM
2016-17	Shattuck St. Mary's	14U AAA	39	8	24	32	46	-	-	-	-	-	-	-	-	-	-
2017-18	Shattuck St. Mary's	16U AAA	52	4	19	23	51	-	-	-	-	-	-	-	-	-	-
2018-19	Brandon	WHL	50	1	4	5	20	-12	0	0	0	70	-	-	-	-	-
2019-20	Brandon	WHL	59	4	17	21	31	14	3	0	0	110	-	-	-	-	-
2020-21	Brandon	WHL	22	5	7	12	16	8	4	0	0	53	-	-	-	-	-
2021-22	Brandon	WHL	60	11	33	44	49	14	3	1	0	173	6	1	1	2	0
2022-23	CAPITALS	NHL	3	0	1	1	0	0	0	0	0	3	-	-	-	-	-
	Hershey	AHL	63	2	20	22	10	17	0	0	1	86	15	1	4	5	6
NHL / CAPITALS TOTALS			3	0	1	1	0	0	0	0	0	0	-	-	-	-	-



# HENDRIX LAPIERRE

# 29

CENTER • HEIGHT: 6'0" • WEIGHT: 188 • SHOOTS: LEFT

BORN: FEBRUARY 9, 2002 (GATINEAU, QUEBEC)

DRAFTED: CAPITALS' FIRST-ROUND CHOICE, 22<sup>ND</sup> OVERALL, IN THE 2020 NHL DRAFT

## NHL HIGHLIGHTS

### NHL FIRSTS

Game: 10/13/21 (WSH 5 vs. NYR 1)

Point: 10/13/21 (WSH 5 vs. NYR 1, 1G)

Goal: 10/13/21 (WSH 5 vs. NYR 1)

### NHL HIGHS

Goals: 1 (10/13/21 (WSH 5 vs. NYR 1))

Assists: None

Points: 1 (10/13/21, WSH 5 vs. NYR 1)

PIM: 2 (10/13/21, WSH 5 vs. NYR 1)

REGULAR SEASON														PLAYOFFS					
YEAR	TEAM	LEAGUE	GP	G	A	PTS	PIM	+/-	PP	SH	GW	S		GP	G	A	PTS	PIM	
2015-16	Gatineau	QBAA	27	8	24	32	14	-	-	-	-	-	-	-	-	-	-	-	-
	Outaouais	QBAAA	10	0	1	1	4	-	-	-	-	-	-	-	-	-	-	-	-
2016-17	Outaouais	QBAAA	24	13	25	38	8	-	-	-	-	-	-	-	-	-	-	-	-
	Gatineau	QMEAA	6	4	3	7	4	-	-	-	-	-	-	-	-	-	-	-	-
2017-18	Gatineau	QMAAA	35	17	40	57	6	5	-	-	-	-	-	9	4	6	10	8	
2018-19	Chicoutimi	QMJHL	48	13	32	45	18	5	4	0	3	102		4	3	2	5	2	
2019-20	Chicoutimi	QMJHL	19	2	15	17	10	4	0	0	0	44		-	-	-	-	-	
2020-21	Chicoutimi	QMJHL	21	8	23	31	12	8	3	1	0	64		9	5	7	12	4	
2021-22	<b>CAPITALS</b>	<b>NHL</b>	<b>6</b>	<b>1</b>	<b>0</b>	<b>1</b>	<b>2</b>	<b>2</b>	<b>0</b>	<b>0</b>	<b>0</b>	<b>7</b>		-	-	-	-	-	
2022-23	Acadie-Bathurst	QMJHL	40	21	30	51	22	15	4	0	4	150		8	4	7	11	2	
	Hershey	AHL	60	15	15	30	43	7	5	0	1	114		20	3	3	6	14	
NHL / CAPITALS TOTALS			<b>6</b>	<b>1</b>	<b>0</b>	<b>1</b>	<b>2</b>	<b>2</b>	<b>0</b>	<b>0</b>	<b>0</b>	<b>7</b>		-	-	-	-	-	



# ALEX LIMOGES

55

**CENTER • HEIGHT: 6'1" • WEIGHT: 201 • SHOOTS: LEFT**  
**BORN: SEPTEMBER 16, 1997 (WINCHESTER, VIRGINIA)**  
**ACQUIRED: SIGNED AS A FREE AGENT, JULY 3, 2023**

## NHL HIGHLIGHTS

### NHL FIRSTS

**Game:** None

**Point:** None

**Goal:** None

### NHL HIGHS

**Goals:** None

**Assists:** None

**Points:** None

**PIM:** None

## REGULAR SEASON

## PLAYOFFS

YEAR	TEAM	LEAGUE	GP	G	A	PTS	PIM	+/-	PP	SH	GW	S	GP	G	A	PTS	PIM
2013-14	Selects Academy	USPHL 16U	27	25	26	51	40	-	-	-	-	-	3	3	2	5	0
2014-15	Selects Academy	USPHL 18U	28	20	39	59	6	-	-	-	-	-	4	2	4	6	0
2015-16	Tri-City	USHL	43	14	25	39	2	19	6	0	3	83	11	5	9	14	6
2016-17	Tri-City	USHL	36	13	18	31	14	9	4	1	2	93	-	-	-	-	-
	Waterloo	USHL	19	9	16	25	4	8	5	0	1	45	8	1	5	6	0
2017-18	Penn State	NCAA	37	7	14	21	16	-1	1	0	1	85	-	-	-	-	-
2018-19	Penn State	NCAA	39	23	27	50	10	23	5	2	4	110	-	-	-	-	-
2019-20	Penn State	NCAA	30	11	21	32	8	11	3	0	1	86	-	-	-	-	-
2020-21	Penn State	NCAA	22	10	12	22	2	-7	4	0	2	62	-	-	-	-	-
	San Diego	AHL	23	11	10	21	8	13	2	0	1	39	3	0	1	1	2
2021-22	San Diego	AHL	62	23	17	40	13	-9	12	1	4	100	2	1	1	2	0
2022-23	Manitoba	AHL	63	20	34	54	12	5	8	0	4	139	5	1	0	1	0



# DYLAN MCILRATH

# 25

DEFENSEMAN • HEIGHT: 6'5" • WEIGHT: 240 • SHOOTS: RIGHT

BORN: APRIL 20, 1992 (WINNIPEG, MANITOBA)

ACQUIRED: SIGNED AS A FREE AGENT, JULY 28, 2021

## NHL HIGHLIGHTS

### NHL FIRSTS

Game: 12/12/13 (NYR 2 vs. CBJ 4)

Point: 12/11/15 (NYR 5 at EDM 7, 1A)

Goal: 12/15/15 (NYR 4 vs. EDM 2, 1G)

### NHL HIGHS

Goals: 1 (three times, last: 12/13/16, FLA 1 at MIN 5)

Assists: 1 (three times, last: 3/1/23, WSH 3 at ANA 2 OT)

Points: 1 (six times, last: 3/1/23, WSH 3 at ANA 2 OT)

PIM: 17 (11/27/15, NYR 3 at BOS 4)

## REGULAR SEASON

## PLAYOFFS

YEAR	TEAM	LEAGUE	GP	G	A	PTS	PIM	+/-	PP	SH	GW	S	GP	G	A	PTS	PIM
2008-09	Moose Jaw	WHL	53	1	3	4	102	-22	0	0	0	-	-	-	-	-	-
2009-10	Moose Jaw	WHL	65	7	17	24	169	20	0	0	2	-	7	0	1	1	21
2010-11	Moose Jaw	WHL	62	5	18	23	153	0	2	0	0	-	6	0	0	0	15
	Connecticut	AHL	2	0	0	0	7	-1	0	0	0	1	-	-	-	-	-
2011-12	Moose Jaw	WHL	52	3	20	23	127	7	0	1	0	-	14	0	6	6	12
	Connecticut	AHL	-	-	-	-	-	-	-	-	-	-	5	0	0	0	9
2012-13	Connecticut	AHL	45	0	5	5	125	7	0	0	0	38	-	-	-	-	-
2013-14	NY Rangers	NHL	2	0	0	0	7	-1	0	0	0	0	-	-	-	-	-
	Hartford	AHL	62	6	11	17	165	2	0	0	2	76	-	-	-	-	-
2014-15	NY Rangers	NHL	1	0	0	0	9	0	0	0	0	0	-	-	-	-	-
	Hartford	AHL	73	6	11	17	165	5	0	0	2	78	15	0	2	2	23
2015-16	NY Rangers	NHL	34	2	2	4	64	7	0	0	0	28	1	0	0	0	0
2016-17	NY Rangers	NHL	1	0	0	0	4	0	0	0	0	0	-	-	-	-	-
	Hartford	AHL	4	0	0	0	11	-3	0	0	0	5	-	-	-	-	-
	Florida	NHL	5	1	0	1	10	-2	0	0	0	3	-	-	-	-	-
	Springfield	AHL	18	1	3	4	28	0	0	0	0	27	-	-	-	-	-
	Grand Rapids	AHL	21	0	4	4	42	-3	0	0	0	21	19	0	5	5	25
2017-18	Grand Rapids	AHL	76	7	10	17	119	8	0	0	0	100	5	0	0	0	4
2018-19	Detroit	NHL	7	0	0	0	4	2	0	0	0	6	-	-	-	-	-
	Grand Rapids	AHL	52	1	9	10	98	13	0	0	1	65	4	0	0	0	10
2019-20	Detroit	NHL	16	0	0	0	23	-4	0	0	0	14	-	-	-	-	-
	Grand Rapids	AHL	44	0	8	8	73	-5	0	0	0	45	-	-	-	-	-
2020-21	Grand Rapids	AHL	29	2	6	8	70	2	0	0	0	40	-	-	-	-	-
2021-22	Hershey	AHL	74	4	6	10	99	4	0	0	0	100	3	1	0	1	4
2022-23	CAPITALS	NHL	6	0	1	1	7	-6	0	0	0	1	-	-	-	-	-
	Hershey	AHL	60	0	13	13	102	6	0	0	0	77	20	1	1	2	44
NHL TOTALS			72	3	3	6	128	-4	0	0	0	52	1	0	0	0	0





# CHASE PRISKIE

56

DEFENSEMAN • HEIGHT: 5'11" • WEIGHT: 197 • SHOOTS: RIGHT  
BORN: MARCH 19, 1996 (PEMBROKE PINES, FLORIDA)  
ACQUIRED: SIGNED AS A FREE AGENT, JULY 5, 2023

## NHL HIGHLIGHTS

NHL FIRSTS

Game: 11/4/21 (FLA 5 at WSH 4 OT)

Point: None

Goal: None

NHL HIGHS

Goals: None

Assists: None

Points: None

PIM: 2 (FLA 5 at WSH 4 OT)

REGULAR SEASON														PLAYOFFS				
YEAR	TEAM	LEAGUE	GP	G	A	PTS	PIM	+/-	PP	SH	GW	S		GP	G	A	PTS	PIM
2014-15	Salmon Arm	BCHL	57	6	14	20	18	-	2	0	0	-		-	-	-	-	-
2015-16	Quinnipiac	NCAA	43	4	22	26	2	16	1	0	1	75		-	-	-	-	-
2016-17	Quinnipiac	NCAA	38	7	19	26	16	4	5	0	0	98		-	-	-	-	-
2017-18	Quinnipiac	NCAA	29	7	14	21	8	2	5	0	1	76		-	-	-	-	-
2018-19	Quinnipiac	NCAA	36	17	22	39	23	18	10	0	5	135		-	-	-	-	-
2019-20	Charlotte	AHL	52	6	25	31	22	1	2	1	2	96		-	-	-	-	-
	Springfield	AHL	5	2	2	4	2	-1	0	0	1	14		-	-	-	-	-
2020-21	Syracuse	AHL	15	3	4	7	4	4	0	0	0	25		-	-	-	-	-
2021-22	Charlotte	AHL	54	8	23	31	26	11	1	0	2	127		7	0	1	1	0
	Florida	NHL	4	0	0	0	2	2	0	0	0	4		-	-	-	-	-
2022-23	Rochester	AHL	42	4	5	9	10	-6	0	1	2	70		-	-	-	-	-
	San Diego	AHL	16	7	6	13	10	-3	3	0	1	42		-	-	-	-	-



# HENRIK RYBINSKI

58

RIGHT WING • HEIGHT: 6'2" • WEIGHT: 187 • SHOOTS: RIGHT  
BORN: JUNE 26, 2001 (VANCOUVER, BRITISH COLUMBIA)  
ACQUIRED: SIGNED AS A FREE AGENT, MARCH 1, 2022

## NHL HIGHLIGHTS

### NHL FIRSTS

Game: None

Point: None

Goal: None

### NHL HIGHS

Goals: None

Assists: None

Points: None

PIM: None

## REGULAR SEASON

## PLAYOFFS

YEAR	TEAM	LEAGUE	GP	G	A	PTS	PIM	+/-	PP	SH	GW	S	GP	G	A	PTS	PIM
2016-17	Vancouver	BCEHL	37	17	29	46	22	-	-	-	-	-	8	3	6	9	4
2017-18	Medicine Hat	WHL	63	3	9	12	18	-5	-	-	-	54	6	0	1	1	2
2018-19	Coquitlam	BCHL	9	1	11	12	17	-	-	-	-	-	-	-	-	-	-
	Medicine Hat	WHL	14	1	4	5	10	-4	1	0	0	24	-	-	-	-	-
	Seattle	WHL	33	7	28	35	16	12	2	-	3	59	6	0	2	2	6
2019-20	Seattle	WHL	53	11	20	31	661	-14	1	-	1	114	-	-	-	-	-
2020-21	Seattle	WHL	23	7	21	28	24	-1	2	1	1	56	-	-	-	-	-
2021-22	Seattle	WHL	47	21	44	65	52	30	5	1	6	147	19	4	14	18	20
2022-23	Hershey	AHL	51	5	13	18	18	5	0	1	2	42	-	-	-	-	-



# MICHAEL SGARBOSSA

# 23

CENTER • HEIGHT: 6'0" • WEIGHT: 185 • SHOOTS: LEFT

BORN: JULY 25, 1992 (CAMPBELLVILLE, ONTARIO)

ACQUIRED: SIGNED AS FREE AGENT, JULY 2, 2018

## NHL HIGHLIGHTS

### NHL FIRSTS

Game: 1/30/13 (COL 0 AT VAN 3)

Point: 12/4/14 (COL 3 AT CAL 4 OT, 1A)

Goal: 1/18/17 (FLA 3 AT EDM 4 OT)

### NHL HIGHS

Goals: 1 (four times, last:

11/17/21, WSH 5 AT WPG 2)

Assists: 2 (1/31/17, FLA 6 vs. OTT 5)

Points: 2 (two times, last:


12/17/21, WSH 5 AT WPG 2)

PIM: 10 (12/5/14, COL 2 AT WPG 6)

## REGULAR SEASON

## PLAYOFFS

YEAR	TEAM	LEAGUE	GP	G	A	PTS	PIM	+/-	PP	SH	GW	S	GP	G	A	PTS	PIM
2008-09	Barrie	OHL	67	10	33	43	43	17	-	-	-	-	5	3	3	6	10
2009-10	Barrie	OHL	19	7	13	20	14	6	-	-	-	-	-	-	-	-	-
	Saginaw	OHL	48	13	19	32	49	-12	-	-	-	-	6	0	2	2	4
	Canada U18	WJC-18	6	1	1	2	4	-1	-	-	-	-	-	-	-	-	-
2010-11	Saginaw	OHL	26	7	13	20	24	-3	-	-	-	-	-	-	-	-	-
	Sudbury	OHL	37	29	33	62	53	16	-	-	-	-	8	5	9	14	16
2011-12	Sudbury	OHL	66	47	55	102	68	21	-	-	-	-	4	2	1	3	6
2012-13	Colorado	NHL	6	0	0	0	4	-3	0	0	0	6	-	-	-	-	-
	Lake Erie	AHL	57	19	25	44	71	-11	8	0	4	90	-	-	-	-	-
2013-14	Lake Erie	AHL	49	5	15	20	56	-16	4	0	0	63	-	-	-	-	-
2014-15	Colorado	NHL	3	0	1	1	10	0	0	0	0	2	-	-	-	-	-
	Lake Erie	AHL	40	4	19	23	35	-15	0	0	2	83	-	-	-	-	-
	Norfolk	AHL	20	6	9	15	29	-6	3	0	2	141	-	-	-	-	-
2015-16	Anaheim	NHL	1	0	0	0	0	0	0	0	0	0	-	-	-	-	-
	San Diego	AHL	62	17	27	44	48	-3	4	0	2	148	5	1	4	5	2
2016-17	Anaheim	NHL	9	0	2	2	0	-2	0	0	0	7	-	-	-	-	-
	San Diego	AHL	2	1	0	1	0	1	0	0	0	4	-	-	-	-	-
	Florida	NHL	29	2	5	7	9	-3	1	0	0	26	-	-	-	-	-
	Springfield	AHL	14	4	8	12	16	-6	2	0	0	29	-	-	-	-	-
2017-18	Manitoba	AHL	68	16	24	40	88	8	2	0	0	100	9	2	3	5	14
2018-19	Hershey	AHL	75	30	35	65	91	-3	14	0	1	172	5	1	2	3	8
2019-20	CAPITALS	NHL	2	0	0	0	0	0	0	0	0	1	-	-	-	-	-
	Hershey	AHL	39	13	27	40	16	5	5	0	4	109	-	-	-	-	-
2020-21	CAPITALS	NHL	5	0	2	2	0	2	0	0	0	4	-	-	-	-	-
	Hershey	AHL	14	5	5	10	8	7	1	0	0	35	-	-	-	-	-
2021-22	CAPITALS	NHL	10	2	2	4	0	3	0	0	0	11	-	-	-	-	-
	Hershey	AHL	30	10	11	21	10	-8	3	0	0	74	3	1	0	10	
2022-23	Hershey	AHL	60	21	37	58	38	19	2	0	5	122	4	1	2	3	0
NHL TOTALS			65	4	12	16	23	-3	1	0	0	57	-	-	-	-	-
CAPITALS TOTALS			17	2	4	6	0	5	0	0	0	16	-	-	-	-	-



# HUNTER SHEPARD

# 31

**GOALTENDER • HEIGHT: 6'0" • WEIGHT: 219 • CATCHES: LEFT**  
**BORN: NOVEMBER 7, 1995 (COHASSET, MINNESOTA)**  
**ACQUIRED: SIGNED AS A FREE AGENT, JULY 28, 2021**

## NHL HIGHLIGHTS

### NHL FIRSTS

**Game:** None

**Win:** None

**Shutout:** None

### NHL HIGHS

**Games:** None

**Wins:** None

**Shutouts:** None

## REGULAR SEASON

## PLAYOFFS

YEAR	TEAM	LEAGUE	GP	W	L	OT	MIN	GA	SO	GAA	SA	SV%	GP	W	L	GAA	SV%
2014-15	Bismarck	NAHL	31	14	14	0	1739	95	1	3.28	779	.878	2	0	2	2.55	.911
2015-16	Bismarck	NAHL	50	34	11	1	2932	93	8	1.90	1265	.926	11	6	5	2.28	.926
2016-17	Minnesota Duluth	NCAA	2	0	2	0	93	4	0	2.58	51	.922	-	-	-	-	-
2017-18	Minnesota Duluth	NCAA	41	25	14	1	2392	76	8	1.91	1012	.925	-	-	-	-	-
2018-19	Minnesota Duluth	NCAA	42	29	11	2	2437	70	7	1.72	923	.924	-	-	-	-	-
2019-20	Minnesota Duluth	NCAA	34	22	10	2	2032	74	2	2.18	900	.918	-	-	-	-	-
2020-21	Hershey	AHL	3	3	0	0	180	3	1	1.00	96	.969	-	-	-	-	-
	South Carolina	ECHL	21	12	6	1	1222	52	1	2.55	664	.922	13	7	6	3.38	.883
2021-22	Hershey	AHL	9	5	3	0	494	17	1	2.06	-	.922	-	-	-	-	-
	South Carolina	ECHL	23	12	9	2	1397	67	2	2.88	812	.917	-	-	-	-	-
2022-23	Hershey	AHL	33	20	8	5	1930	70	1	2.18	-	.916	20	14	6	2.27	.914



# CLAY STEVENSON

# 33

GOALTENDER • HEIGHT: 6'4" • WEIGHT: 185 • CATCHES: LEFT

BORN: MARCH 3, 1999 (DRAYTON VALLEY, ALBERTA)

ACQUIRED: SIGNED AS A FREE AGENT, MARCH 28, 2022

## NHL HIGHLIGHTS

### NHL FIRSTS

Game: None

Win: None

Shutout: None

### NHL HIGHS

Games: None

Wins: None

Shutouts: None

## REGULAR SEASON

## PLAYOFFS

YEAR	TEAM	LEAGUE	GP	W	L	OT	MIN	GA	SO	GAA	SA	SV%	GP	W	L	GAA	SV%
2017-18	Coquitlam	BCHL	23	4	16	0	1219	79	0	3.89	686	.885	3	0	1	1.99	.961
2018-19	Coquitlam	BCHL	27	14	11	0	1608	90	2	3.36	812	.889	3	1	2	2.02	.938
2019-20	Coquitlam	BCHL	35	30	2	0	2067	61	4	1.77	950	.936	-	-	-	-	-
2020-21	Dartmouth	NCAA	-	-	-	-	-	-	-	-	-	-	-	-	-	-	-
2021-22	Dartmouth	NCAA	23	6	14	2	1334	60	2	2.70	709	.922	-	-	-	-	-
2022-23	Hershey	AHL	3	3	0	0	183	6	0	1.96	-	.924	-	-	-	-	-
	South Carolina	ECHL	36	19	12	4	2056	87	3	2.54	1036	.916	5	2	3	2.11	.926



# RILEY SUTTER

61

RIGHT WING • HEIGHT: 6'4" • WEIGHT: 211 • SHOOTS: RIGHT

BORN: OCTOBER 25, 1999 (CALGARY, ALBERTA)

DRAFTED: CAPITALS' THIRD-ROUND CHOICE, 93<sup>RD</sup> OVERALL, IN THE 2018 NHL DRAFT

## NHL HIGHLIGHTS

### NHL FIRSTS

Game: None

Point: None

Goal: None

### NHL HIGHS

Goals: None

Assists: None


Points: None

PIM: None

## REGULAR SEASON

## PLAYOFFS

YEAR	TEAM	LEAGUE	GP	G	A	PTS	PIM	+/-	PP	SH	GW	S	GP	G	A	PTS	PIM
2015-16	Everett	WHL	31	1	3	4	12	-3	1	0	0	-	2	0	0	0	0
2016-17	Everett	WHL	67	20	19	39	36	7	11	0	6	-	6	0	1	1	0
2017-18	Everett	WHL	68	25	28	53	70	22	9	0	5	171	21	9	10	19	23
2018-19	Everett	WHL	38	14	27	41	38	12	5	0	3	125	3	0	1	1	13
2019-20	Hershey	AHL	25	1	3	4	0	-3	0	0	0	13	-	-	-	-	-
2020-21	Hershey	AHL	25	0	9	9	10	7	0	0	0	14	-	-	-	-	-
2021-22	Hershey	AHL	39	2	6	8	18	-1	0	0	0	31	-	-	-	-	-
2022-23	Hershey	AHL	69	5	7	12	56	-5	0	1	0	79	20	2	4	6	14



# ALEXANDER SUZDALEV


14

LEFT WING • HEIGHT: 6'2" • WEIGHT: 180 • SHOOTS: LEFT  
BORN: MARCH 5, 2004 (Khabarovsk, Russia)  
DRAFTED: Capitals' Third-round choice, 70<sup>th</sup> overall, in the 2022 NHL Draft

## NHL HIGHLIGHTS

NHL FIRSTS
Game: None
Point: None
Goal: None
NHL HIGHS
Goals: None
Assists: None
Points: None
PIM: None

REGULAR SEASON														PLAYOFFS				
YEAR	TEAM	LEAGUE	GP	G	A	PTS	PIM	+/-	PP	SH	GW	S		GP	G	A	PTS	PIM
2019-20	HV71 U16	U16 Elit	13	6	15	21	8	-	-	-	-	-	-	-	-	-	-	-
	HV71 J18	J18 Elit	8	1	4	5	0	2	-	-	-	-	-	-	-	-	-	-
	HV71 J18	J18 Allsvenskan	17	3	19	22	2	0	-	-	-	-	1	0	1	1	0	0
2020-21	HV71 J18	J18 Region	7	4	5	9	2	-2	-	-	-	-	-	-	-	-	-	-
	HV71 J20	J20 Nationell	13	3	6	9	2	1	-	-	-	-	-	-	-	-	-	-
2021-22	HV71 J18	J18 Nationell	3	2	3	5	4	7	-	-	-	-	5	1	3	4	0	0
	HV71 J20	J20 Nationell	45	15	36	51	10	10	-	-	-	-	5	3	1	4	0	0
	HV71	HockeyAllsvenskan	5	0	0	0	0	-2	-	-	-	-	-	-	-	-	-	-
	Sweden	WJC-18	6	0	0	0	0	-1	-	-	-	-	-	-	-	-	-	-
2022-23	Regina	WHL	66	38	48	86	28	-4	17	0	4	154	7	3	7	10	0	0



# BOGDAN TRINEYEV

88

RIGHT WING • HEIGHT: 6'3" • WEIGHT: 202 • SHOOTS: RIGHT

BORN: MARCH 4, 2002 (VORONEZH, RUSSIA)

DRAFTED: CAPITALS' FOURTH-ROUND CHOICE, 117<sup>TH</sup> OVERALL, IN THE 2020 NHL DRAFT

## NHL HIGHLIGHTS

### NHL FIRSTS

Game: None

Point: None

Goal: None

### NHL HIGHS

Goals: None

Assists: None

Points: None

PIM: None

## REGULAR SEASON

## PLAYOFFS

YEAR	TEAM	LEAGUE	GP	G	A	PTS	PIM	+/-	PP	SH	GW	S	GP	G	A	PTS	PIM
2017-18	Dynamo	Russia U16	1	1	0	1	0	-	-	-	-	-	-	-	-	-	-
	Dynamo	Russia U17	3	0	0	0	0	-	-	-	-	-	-	-	-	-	-
	Dynamo	Russia U18	1	0	0	0	0	-	-	-	-	-	-	-	-	-	-
2018-19	Dynamo	Russia U17	14	3	6	9	24	-	-	-	-	-	-	-	-	-	-
	Dynamo	Russia U18	2	3	2	5	2	-	-	-	-	-	3	1	2	3	4
	MHK Dynamo	MHL	23	1	8	9	20	-2	-	-	-	-	-	-	-	-	-
2019-20	Dynamo Tver	VHL	1	0	0	0	0	0	-	-	-	-	-	-	-	-	-
	MHK Dynamo	MHL	36	12	14	26	8	8	-	-	-	-	2	0	0	0	0
2020-21	Dynamo	KHL	3	0	0	0	0	2	0	0	0	1	-	-	-	-	-
	Dynamo MO	VHL	22	1	1	2	27	-3	-	-	-	-	-	-	-	-	-
	MHK Dynamo	MHL	33	15	15	30	16	18	-	-	-	-	14	3	6	9	4
2021-22	MHK Dynamo	MHL	21	3	15	18	4	6	-	-	-	-	1	0	1	1	4
	Dynamo	KHL	11	0	0	0	4	-1	-	-	-	-	9	0	1	1	0
	Hershey	AHL	0	0	0	0	0	0	0	0	0	0	2	0	0	0	0
2022-23	Dynamo	KHL	39	2	11	13	12	-7	-	-	-	-	5	0	2	2	4
	Dynamo	VHL	2	0	0	0	0	-3	-	-	-	-	-	-	-	-	-
	Hershey	AHL	2	0	0	0	0	0	0	0	0	3	-	-	-	-	-



Defenseman

Height: 6'0" • Weight: 194

Shoots: Right

Born: January 7, 2005  
(Toronto, Ontario)

Drafted: Capitals' fifth-round choice,  
136<sup>th</sup> overall, in the 2023 NHL Draft

## CAM ALLEN

REGULAR SEASON													PLAYOFFS				
YEAR	TEAM	LEAGUE	GP	G	A	PTS	PIM	+/-	PP	SH	GW	S	GP	G	A	PTS	PIM
2019-20	Toronto	GTHL U15	33	14	12	26	82	-	-	-	-	-	-	-	-	-	-
2020-21	Toronto	GTHL U16	-	-	-	-	-	-	-	-	-	-	-	-	-	-	-
2021-22	Guelph	OHL	65	13	24	37	46	13	7	0	2	30	5	0	1	1	4
2022-23	Guelph	OHL	62	5	20	25	72	-22	2	1	0	20	6	0	1	1	7
	Canada	WJC-18	7	0	4	4	4	-2	-	-	-	-	-	-	-	-	-



Defenseman

Height: 6'0" • Weight: 201

Shoots: Right

Born: February 27, 2004  
(St. Paul, Minnesota)

Drafted: Capitals' second-round  
choice, 37<sup>th</sup> overall, in the 2022 NHL  
Draft

## RYAN CHESLEY

REGULAR SEASON													PLAYOFFS				
YEAR	TEAM	LEAGUE	GP	G	A	PTS	PIM	+/-	PP	SH	GW	S	GP	G	A	PTS	PIM
2017-18	Shattuck St. Mary's	14U AAA	55	4	28	32	12	-	-	-	-	-	-	-	-	-	-
2018-19	Shattuck St. Mary's	14U AAA	25	5	12	17	22	-	-	-	-	-	-	-	-	-	-
2019-20	Shattuck St. Mary's	16U AAA	43	14	19	33	14	-	-	-	-	-	-	-	-	-	-
2020-21	USA U-17	NTDP	37	11	23	34	14	-	-	-	-	-	-	-	-	-	-
	USA U-18	NTDP	12	1	1	2	8	-1	-	-	-	-	-	-	-	-	-
	Team USA	USHL	27	6	8	14	12	-8	-	-	-	-	-	-	-	-	-
	USA	WJC-18	5	1	0	1	2	1	-	-	-	-	-	-	-	-	-
2021-22	USA U-18	NTDP	59	12	17	29	69	44	2	0	2	109	-	-	-	-	-
	Team USA	USHL	26	5	10	15	45	20	1	0	0	53	-	-	-	-	-
	USA	WJC-18	6	2	3	5	4	13	-	-	-	-	-	-	-	-	-
2022-23	Minnesota	NCAA	36	2	8	10	13	15	0	0	1	51	-	-	-	-	-
	USA	WJC-20	7	0	1	1	0	1	-	-	-	-	-	-	-	-	-



Goaltender

Height: 6'6" • Weight: 202

Catches: Right

Born: April 8, 2002  
(Williamsville, NY)

Drafted: Capitals' sixth-round  
choice, 183<sup>rd</sup> overall, in the 2021  
NHL Draft

## CHASE CLARK

REGULAR SEASON													PLAYOFFS				
YEAR	TEAM	LEAGUE	GP	W	L	OT	MIN	GA	SO	GAA	SA	SV%	GP	W	L	GAA	SV%
2018-19	Buffalo	GOJHL	29	5	19	1	1445	131	0	5.44	994	.868	2	0	2	7.59	.820
2019-20	Jr. Sabres	OJHL	24	12	8	1	1318	68	2	3.10	679	.900	-	-	-	-	-
2020-21	Jersey	USPHL	22	18	2	0	1252	40	3	1.92	611	.935	2	2	0	2.00	.952
	Tri-City	USHL	3	0	3	0	178	9	0	3.03	89	.899	-	-	-	-	-
2021-22	Tri-City	USHL	7	4	2	1	407	17	1	2.51	200	.915	-	-	-	-	-
	Muskegon	USHL	13	3	5	0	607	37	0	3.66	334	.889	9	6	3	3.04	.915
2022-23	Quinnipiac	NCAA	8	0	0	0	78	4	0	3.08	25	.840	-	-	-	-	-



**Left Wing**  
**Height: 5'10" • Weight: 172**  
**Shoots: Left**  
**Born: February 4, 2005**  
**(Vancouver, British Columbia)**  
**Drafted: Capitals' second-round choice, 40<sup>th</sup> overall, in the 2023 NHL Draft**

## ANDREW CRISTALL

REGULAR SEASON													PLAYOFFS				
YEAR	TEAM	LEAGUE	GP	G	A	PTS	PIM	+/-	PP	SH	GW	S	GP	G	A	PTS	PIM
2018-19	St. George's	CSSHL U15	30	25	27	52	16	-	-	-	-	-	3	1	2	3	2
2019-20	St. George's	CSSHL U15	27	43	37	80	47	-	-	-	-	-	2	4	3	7	2
	St. George's	CSSHL U16	1	1	0	1	0	-	-	-	-	-	-	-	-	-	-
2020-21	St. George's	CSSHL U18	4	3	1	4	8	-	-	-	-	-	-	-	-	-	-
	Kelowna	WHL	14	2	3	5	0	3	1	0	0	-	-	-	-	-	-
2021-22	Kelowna	WHL	61	28	41	69	32	18	9	0	5	93	5	0	4	4	2
2022-23	Kelowna	WHL	54	39	56	95	50	18	9	0	6	-	4	1	0	1	2
	Canada	WJC-18	7	2	4	6	2	2	-	-	-	-	-	-	-	-	-



**Defenseman**  
**Height: 6'1" • Weight: 185**  
**Shoots: Left**  
**Born: October 9, 2002**  
**(Toronto, Ontario)**  
**Drafted: Capitals' seventh-round choice, 213<sup>th</sup> overall, in the 2022 NHL Draft**

## DAVID GUCCIARDI

REGULAR SEASON													PLAYOFFS				
YEAR	TEAM	LEAGUE	GP	G	A	PTS	PIM	+/-	PP	SH	GW	S	GP	G	A	PTS	PIM
2018-19	Toronto	OJHL	47	5	13	18	85	-	-	-	-	-	7	0	2	2	2
2019-20	Muskegon	USHL	12	0	2	2	19	-10	-	-	-	6	-	-	-	-	-
	Sioux City	USHL	23	3	8	11	58	-4	-	-	-	36	-	-	-	-	-
2020-21	Youngstown	USHL	4	0	3	3	0	-1	-	-	-	9	-	-	-	-	-
	Waterloo	USHL	29	7	10	17	51	-2	-	-	-	50	-	-	-	-	-
2021-22	Michigan St.	NCAA	36	5	6	11	22	-15	2	-	1	70	-	-	-	-	-
2022-23	Michigan St.	NCAA	32	2	6	8	41	0	1	0	2	71	-	-	-	-	-



**Center**  
**Height: 6'0" • Weight: 194**  
**Shoots: Left**  
**Born: June 1, 2003**  
**(Berlin, Germany)**  
**Drafted: Capitals' fifth-round choice, 151<sup>st</sup> overall, in the 2021 NHL Draft**

## HAAKON HANELT

REGULAR SEASON													PLAYOFFS				
YEAR	TEAM	LEAGUE	GP	G	A	PTS	PIM	+/-	PP	SH	GW	S	GP	G	A	PTS	PIM
2016-17	Berlin U16	Schüler-BL	29	8	22	30	28	-	-	-	-	-	-	-	-	-	-
2017-18	RB Academy U18	EBJL	3	0	0	0	0	2	-	-	-	-	2	0	0	0	0
2018-19	RB Academy U18	EBJL	20	16	43	59	4	38	-	-	-	-	2	2	3	5	12
2019-20	RB Akademie	DHL Cup	26	9	8	17	6	4	-	-	-	-	-	-	-	-	-
	RB Akademie	DHL SuperCup	6	3	2	5	2	2	-	-	-	-	-	-	-	-	-
	RB Academy U18	EBJL	1	2	3	5	0	4	-	-	-	-	2	0	3	3	0
2020-21	Berlin	DEL	22	1	0	1	2	-1	-	-	-	-	-	-	-	-	-
2021-22	Gatineau	QMJHL	16	2	8	10	-	3	-	-	-	21	6	2	0	2	4
2022-23	Gatineau	QMJHL	34	3	15	18	18	2	-	-	-	21	13	0	3	3	0



**Center**  
**Height: 6'0" • Weight: 193**  
**Shoots: Left**  
**Born: February 18, 2003**  
**(Edmonton, Alberta)**  
**Drafted: Capitals' seventh-round choice, 200<sup>th</sup> overall, in the 2023 NHL Draft**

## BRETT HYLAND

REGULAR SEASON													PLAYOFFS				
YEAR	TEAM	LEAGUE	GP	G	A	PTS	PIM	+/-	PP	SH	GW	S	GP	G	A	PTS	PIM
2018-19	CAC Canadiens	AMHL U18	26	8	18	26	43	-	-	-	-	-	5	0	4	4	6
2019-20	CAC Canadiens	AMHL U18	31	26	24	50	89	-	-	-	-	-	8	5	9	14	14
	Brandon	WHL	3	0	0	0	0	0	0	0	0	-	-	-	-	-	-
2020-21	CAC Canadiens	AMHL U18	6	5	1	6	22	-	0	0	0	-	-	-	-	-	-
	Brandon	WHL	23	4	6	10	12	4	1	0	0	-	-	-	-	-	-
2021-22	Brandon	WHL	61	13	16	29	65	-9	2	0	3	-	6	0	1	1	4
2022-23	Brandon	WHL	42	26	21	47	54	11	11	1	5	-	-	-	-	-	-



**Defenseman**  
**Height: 5'11" • Weight: 161**  
**Shoots: Right**  
**Born: March 20, 2003**  
**(St. Louis, Missouri)**  
**Drafted: Capitals' third-round choice, 80<sup>th</sup> overall, in the 2021 NHL Draft**

## BRENT JOHNSON

REGULAR SEASON													PLAYOFFS				
YEAR	TEAM	LEAGUE	GP	G	A	PTS	PIM	+/-	PP	SH	GW	S	GP	G	A	PTS	PIM
2017-18	Dallas Stars 14U	T1EHL 14U	12	7	4	11	10	-	-	-	-	-	-	-	-	-	-
2018-19	Stars Elite 16U	T1EHL 16U	30	3	7	10	4	-	-	-	-	-	-	-	-	-	-
	Stars Elite 16U	NAPHL 16U	4	1	2	3	2	-	-	-	-	-	-	-	-	-	-
2019-20	Little Caesars 16U	16U AAA	47	6	28	34	32	-	-	-	-	-	-	-	-	-	-
	Sioux Falls	USHL	2	0	0	0	0	1	0	0	0	0	-	-	-	-	-
2020-21	Sioux Falls	USHL	47	11	21	32	42	16	2	0	1	54	-	-	-	-	-
2021-22	North Dakota	NCAA	23	2	1	3	12	-4	0	0	0	14	-	-	-	-	-
2022-23	North Dakota	NCAA	13	1	5	6	6	3	0	0	0	13	-	-	-	-	-



**Center**  
**Height: 5'11" • Weight: 175**  
**Shoots: Left**  
**Born: March 7, 2004**  
**(Guelph, Ontario)**  
**Drafted: Capitals' fifth-round choice, 149<sup>th</sup> overall, in the 2022 NHL Draft**

## JAKE KARABELA

REGULAR SEASON													PLAYOFFS				
YEAR	TEAM	LEAGUE	GP	G	A	PTS	PIM	+/-	PP	SH	GW	S	GP	G	A	PTS	PIM
2018-19	Guelph	SCTA	32	19	16	35	6	-	-	-	-	-	12	7	12	19	0
2019-20	Guelph	SCTA	32	27	23	50	24	-	-	-	-	-	8	6	4	10	2
2020-21	Guelph	SCTA	-	-	-	-	-	-	-	-	-	-	-	-	-	-	-
2021-22	Guelph	OHL	68	12	33	45	28	14	3	2	1	132	5	2	2	4	4
2022-23	Guelph	OHL	68	18	21	39	26	-28	7	2	2	65	6	3	0	3	2



**Goaltender**  
**Height: 6'1" • Weight: 173**  
**Catches: Left**  
**Born: October 6, 2004**  
**(Dijon, France)**  
**Drafted: Capitals' seventh-round choice, 206<sup>th</sup> overall, in the 2023 NHL Draft**

## ANTOINE KELLER


REGULAR SEASON													PLAYOFFS				
YEAR	TEAM	LEAGUE	GP	W	L	OT	MIN	GA	SO	GAA	SA	SV%	GP	W	L	GAA	SV%
2020-21	Genève-Servette	Swiss U17	29	8	14	1	-	-	4	2.71	-	-	-	-	-	-	-
2021-22	Genève-Servette	Swiss - Jr.	26	7	8	4	-	-	1	3.80	-	-	2	1	0	2.42	-
	Forward Morges	Swiss- Jr.	2	1	1	0	-	-	0	3.76	-	-	-	-	-	-	-
	France	WJC-18 D1A	4	3	1	0	-	-	1	2.79	-	.924	-	-	-	-	-
	France	WJC-18 D1B	4	3	1	0	-	-	1	2.59	-	.909	-	-	-	-	-
2022-23	Genève-Servette	Swiss- Jr.	25	8	13	2	-	-	0	3.40	-	-	2	1	1	3.50	-
	HCV Martigny	MyHL	5	2	1	1	-	-	0	2.42	-	-	1	1	0	0.00	1.000
	France	WJC-20 D1A	3	2	1	0	-	-	1	2.70	-	.921	-	-	-	-	-



**Right Wing**  
**Height: 6'0" • Weight: 192**  
**Shoots: Right**  
**Born: January 21, 2005**  
**(Northhampton, Massachusetts)**  
**Drafted: Capitals' first-round choice, 8<sup>th</sup> overall, in the 2023 NHL Draft**

## RYAN LEONARD

REGULAR SEASON													PLAYOFFS				
YEAR	TEAM	LEAGUE	GP	G	A	PTS	PIM	+/-	PP	SH	GW	S	GP	G	A	PTS	PIM
2019-20	Pope Francis	USHS - Prep	-	24	7	31	-	-	-	-	-	-	-	-	-	-	-
2020-21	Pope Francis	USHS - Prep	-	20	7	27	-	-	-	-	-	-	-	-	-	-	-
2021-22	USA U-17	NTDP	26	10	10	20	43	-	-	-	-	-	-	-	-	-	-
	USA U-18	NTDP	36	16	7	23	22	20	-	-	-	-	-	-	-	-	-
	Team USA	USHL	33	10	5	15	22	2	-	-	-	-	-	-	-	-	-
	USA	WJC-18	6	5	1	6	6	7	-	-	-	-	-	-	-	-	-
2022-23	USA U-18	NTDP	57	51	43	94	46	77	-	-	-	-	-	-	-	-	-
	Team USA	USHL	17	11	9	20	18	20	-	-	-	-	-	-	-	-	-
	USA	WJC-18	7	8	9	17	4	16	-	-	-	-	-	-	-	-	-



**Defenseman**  
**Height: 6'1" • Weight: 178**  
**Shoots: Left**  
**Born: July 28, 2002**  
**(Saint-Pierre-les-Becquets, Quebec)**  
**Drafted: Capitals' fourth-round choice, 119<sup>th</sup> overall, in the 2021 NHL Draft**

## JOAQUIN LEMAY

REGULAR SEASON													PLAYOFFS				
YEAR	TEAM	LEAGUE	GP	G	A	PTS	PIM	+/-	PP	SH	GW	S	GP	G	A	PTS	PIM
2016-17	CMI M16	LHPS M16	23	2	7	9	18	-	-	-	-	-	8	1	6	7	6
2017-18	CMI M18	LHPS M18	28	4	6	10	8	-	-	-	-	-	8	1	0	1	0
2018-19	Séminaire St-Joseph	LHPS M18	28	5	17	22	14	-	-	-	-	-	4	1	2	3	2
2019-20	Rhode Island	BEAST 18U	7	1	0	1	2	-	-	-	-	-	1	0	0	0	0
	Mount St. Charles	18U AAA	63	3	23	26	30	-	-	-	-	-	-	-	-	-	-
2020-21	Salmon Arm	BCHL	15	0	10	10	2	-	-	-	-	-	-	-	-	-	-
2021-22	Lincoln	USHL	58	9	37	46	75	8	3	0	4	100	3	0	2	2	2
2022-23	Neb.-Omaha	NCAA	32	2	10	12	23	0	1	0	0	35	-	-	-	-	-





Center

Height: 6'0" • Weight: 172

Shoots: Left

Born: August 21, 2004  
(Oakville, Ontario)

Drafted: Capitals' fourth-round choice, 104<sup>th</sup> overall, in the 2023 NHL Draft

PATRICK THOMAS

REGULAR SEASON														PLAYOFFS				
YEAR	TEAM	LEAGUE	GP	G	A	PTS	PIM	+/-	PP	SH	GW	S		GP	G	A	PTS	PIM
2019-20	Hamilton	ALLIANCE U16	33	23	33	56	0	-	-	-	-	-		15	5	13	18	6
	Hamilton	U16 AAA	74	42	51	93	0	-	-	-	-	-		-	-	-	-	-
2020-21	Hamilton	OHL	-	-	-	-	-	-	-	-	-	-		-	-	-	-	-
2021-22	Hamilton	OHL	64	6	21	27	4	13	0	0	1	23		19	0	8	8	0
2022-23	Hamilton	OHL	66	17	39	56	19	10	2	0	3	62		6	0	6	6	2



2023 - 24  
MEDIA GUIDE

A photograph of Washington Capitals players celebrating on the ice. The central player, wearing jersey number 92, is shouting with his mouth open and arms raised. He is wearing a black jersey with the Capitals logo and the word "CAPITALS" on the front. To his left, another player with jersey number 92 is visible, wearing a jersey with the name "NETSOV" on the back. To the right, a player with jersey number 57 is visible, wearing a jersey with the name "VAN NIM" on the back. The background shows a crowd of fans in a stadium. The image is overlaid with a large red and blue diagonal graphic.

# YEAR IN REVIEW

# 2022-23 NHL Standings

## EASTERN CONFERENCE

Metropolitan	GP	W	L	OT	P
1. y-Carolina	82	52	21	9	113
2. x-New Jersey	82	52	22	8	112
3. x-NY Rangers	82	47	22	13	107
4. x-NY Islanders	82	42	31	9	93
5. Pittsburgh	82	40	31	11	91
<b>6. Washington</b>	<b>82</b>	<b>35</b>	<b>37</b>	<b>10</b>	<b>80</b>
7. Philadelphia	82	31	38	13	75
8. Columbus	82	25	48	9	59

## WESTERN CONFERENCE

Central	GP	W	L	OT	P
1. y-Colorado	82	51	24	7	109
2. x-Dallas	82	47	21	14	108
3. x-Minnesota	82	46	25	11	103
4. x-Winnipeg	82	46	33	3	95
5. Nashville	82	42	32	8	92
6. St. Louis	82	37	38	7	81
7. Arizona	82	28	40	14	70
8. Chicago	82	26	49	7	59

Atlantic	GP	W	L	OT	P
1. p-Boston	82	65	12	5	135
2. x-Toronto	82	50	21	11	111
3. x-Tampa Bay	82	46	30	6	98
4. x-Florida	82	42	32	8	92
5. Buffalo	82	42	33	7	91
6. Ottawa	82	39	35	8	86
7. Detroit	82	35	37	10	80
8. Montréal	82	31	45	6	68

Pacific	GP	W	L	OT	P
1. z-Vegas	82	51	22	9	111
2. x-Edmonton	82	50	23	9	109
3. x-Los Angeles	82	47	25	10	104
4. x-Seattle	82	46	28	8	100
5. Calgary	82	38	27	17	93
6. Vancouver	82	38	37	7	83
7. San Jose	82	22	44	16	60
8. Anaheim	82	23	47	12	58

### Legend

y - Clinched Division  
 x - Clinched Playoff spot  
 p - Presidents' Trophy  
 z - Clinched Conference

# 2022-23 Capitals Notes

## 802

Alex Ovechkin scored the 801st and 802nd goals of his career on Dec. 23, 2022 against the Winnipeg Jets at Capital One Arena, passing Gordie Howe (801) for second place on the NHL's all-time goals list. Ovechkin scored his 802nd goal in his 1,310th career game, passing Howe (1,767 GP) on the all-time goals list in 457 fewer games played. Ovechkin trails only Wayne Gretzky (894) for the most goals in NHL history.

## 800

On December 13 against the Chicago Blackhawks, Ovechkin recorded his 29th career hat trick to become the third player in NHL history to reach the 800-goal mark. Ovechkin reached the 800-goal mark in his 1,305th career game, the second-fewest games required to reach the milestone in NHL history (Wayne Gretzky: 1,116 GP). Ovechkin went from 700 to 800 goals in 162 games, the fewest games required to make that leap for any member of the 800-goal club (Gretzky: 231 GP; Howe: 256 GP). It tied for the third-fewest games Ovechkin has required to go from one 100-goal milestone to another in his career (100 to 200 goals: 130 GP; 600 to 700 goals: 155 GP; 300 to 400 goals: 162 GP). With his 29th career hat trick, Ovechkin passed Marcel Dionne and Bobby Hull (28) for the sixth-most hat tricks in NHL history.

## MOST GOALS WITH ONE FRANCHISE

Alex Ovechkin scored his 787th career goal on Nov. 5, 2022 against the Arizona Coyotes, passing Gordie Howe for the most goals scored by a player with a single franchise (Howe: 786 goals in 1,687 games played with Detroit). Ovechkin, who scored his 787th goal in his 1,287th career game with Washington, eclipsed Howe's mark in 400 fewer games.

## MULTI-GOAL GAMES

Alex Ovechkin recorded his 159th career multi-goal game on Oct. 17 vs. Vancouver, giving him sole possession of second place on the NHL's all-time multi-goal games list (Brett Hull: 158 career multi-goal games). Ovechkin, who finished the 2022-23 season with a team-leading nine multi-goal games for a career total of 167, trails only Wayne Gretzky (189) for the most multi-goal games in NHL history.

## GAME-WINNING GOALS

Alex Ovechkin scored his 122nd career game-winning goal on Oct. 24, 2022 against the New Jersey Devils, passing Gordie Howe for the second-most game-winning goals in NHL history. Ovechkin only trails Jaromir Jagr (135) for the most game-winning goals in NHL history.

## ALL-TIME ROAD GOALS

Alex Ovechkin scored his 402nd and 403rd career road goals on Nov. 29, 2022 against the Vancouver Canucks, moving him past Wayne Gretzky (402) for the most in NHL history. Gretzky scored his 402nd and final road goal in his 720th career road game (0.56 G/GP), while Ovechkin scored his 402nd and 403rd road goals in his 652nd career road game (0.62 G/GP). Ovechkin has scored 418 of his 822 career goals (50.9%) on the road, compared to 404 (49.1%) at home. In his career, Ovechkin has scored in 38 different buildings as a visitor.



# 2022-23 Capitals Notes

## 1,300<sup>TH</sup> GAME

Alex Ovechkin played in his 1,300th career regular-season game on December 3, 2022 against the Calgary Flames, becoming the 14th player in NHL history to play 1,300 games with one franchise. Ovechkin became just the second first overall pick to play in 1,300+ regular season games with the team that drafted them, joining Mike Modano (first overall pick in 1988) who played in 1,459 games with the Minnesota North Stars/Dallas Stars. Among players that have reached the 1,300-game mark, Ovechkin's 1,435 career points were the ninth most in NHL history by a player at the time of their 1,300th game.

## ALL-TIME SHOTS LEADER

Alex Ovechkin recorded six shots on Dec. 22 at Ottawa, passing Ray Bourque (6,209) for the most shots in NHL history. Ovechkin has led the League in shots in 11 of his 18 seasons and has ranked in the top-three in 15 of his 18 seasons. Ovechkin has averaged 4.72 shots per game in his career, while Bourque averaged 3.85 (6,209 shots in 1,612 career games). Since entering the NHL in 2005-06, Ovechkin leads the League in shots, holding a 2,444-shot lead over the next-closest player (Patrick Kane: 3,911 shots). Ovechkin has a career shooting percentage of 12.9 percent, the fifth-highest percentage in the NHL since 2005-06 (min. 3,000 shots).

## 30<sup>TH</sup> CAREER HAT TRICK

Alex Ovechkin scored three goals on Dec. 31, 2022 against the Montreal Canadiens, marking his 30th career hat trick. Ovechkin became the sixth player in NHL history to score 30 or more hat tricks, joining Wayne Gretzky (50), Mario Lemieux (40), Mike Bossy (39), Brett Hull (33) and Phil Esposito (32).

## MOST GAMES PLAYED BY A RUSSIAN

Alex Ovechkin played in his 1,317th career game on Jan. 8 vs. Columbus, passing Alex Kovalev (1,316) for the most games played by a Russia-born player in NHL history. Ovechkin ranks first among Russians in games played (1,347), goals (822) and points (1,485) and third in assists (663).

## 30-GOAL SEASON

Alex Ovechkin scored his 30th goal of the season on Jan. 14, 2023 against the Philadelphia Flyers. Ovechkin reached the 30-goal mark for the 17th time in his 18-year career, which tied former Capital Mike Gartner (17) for the most 30-goal seasons in NHL history. Ovechkin scored his 30th goal in his 45th game of the season, tied for the sixth-fewest games required to reach the 30-goal mark in his career (2013-14: 34 GP; 2018-19: 39 GP; 2007-08: 39 GP; 2009-10: 40 GP; 2005-06: 43 GP; 2012-13: 45 GP; 2008-09: 45 GP). Among players to begin a season at age 37 or older, Ovechkin required the fewest games in NHL history to reach 30 goals in a single campaign, besting Jean Beliveau (54 GP in 1968-69).

## 400<sup>TH</sup> HOME GOAL

Alex Ovechkin's goal on Jan. 14 also marked his 400th career home goal and he joined Wayne Gretzky (492), Gordie Howe (449), Jaromir Jagr (411) and Mike Gartner (401) as the only players in NHL history to score 400 home goals.



# 2022-23 Capitals Notes

## HEY NOW YOU'RE AN ALL-STAR

Alex Ovechkin represented the Capitals at the 2023 NHL All-Star Game in Sunrise, Florida, his eighth career All-Star Game appearance. Ovechkin recorded three points (1g, 2a) in the Metropolitan Division's lone game against the Atlantic Division, bringing his career All-Star Game total to 18 points (8g, 10a), which ranks first among active players and sixth NHL history. 2023 also marked Ovechkin's franchise-record 13th All-Star Game selection (2007, 2008, 2009, 2011, 2012, 2015, 2016, 2017, 2018, 2019, 2020, 2022, 2023).

## CLIMBING THE POINTS LIST

With his first point of the game on March 4 at San Jose, Alex Ovechkin (815g-655a-1,470p in 1,333 GP) passed Stan Mikita (1,467) for the 16th-most points in NHL history. During the 2022-23 season, Ovechkin recorded 75 points (42g, 33a) in 73 games and passed Mikita, Teemu Selanne (1,457), Bryan Trottier (1,425), Adam Oates (1,420) and Doug Gilmour (1,414) on the NHL's all-time points list. Ovechkin enters the 2023-24 season with 1,485 points (822g, 663a) in 1,347 career games.

## 40-GOAL SEASON

Alex Ovechkin reached the 40-goal mark for the 13th time in his 18-year career on March 21, 2023 against the Columbus Blue Jackets, passing Wayne Gretzky (12) for the most 40-goal seasons in NHL history. At age 37, Ovechkin became the fifth player in NHL history to score 40 or more goals at age 37 or older (age at time of 40th goal), joining Gordie Howe (44g in 1968-69 at age 40), Johnny Bucyk (40g in 1972-73 at age 37), Phil Esposito (42g in 1978-79 at age 37) and Brendan Shanahan (40g in 2005-06 at age 37). Since 2005-06, Ovechkin's rookie season, no other player has more than six 40-goal seasons.

## HALF-LIFE

As of April 5, 2023, Alex Ovechkin has spent half his life as a Washington Capital. April 5 marked 6,857 days since Ovechkin was selected first overall by the Capitals at the 2004 NHL Draft, the same number of days old Ovechkin was on his draft day on June 26, 2004. Ovechkin, who was born on Sept. 17, 1985, has played 1,347 regular-season games with the Capitals, the 12th-most games by a player with one franchise in NHL history. Ovechkin has scored 822 goals with Washington, the second-most goals in NHL history. Ovechkin is the Capitals' franchise leader in games played, goals, points (1,485), playoff games played (147), playoff goals (72) and playoff points (141).

## NEXT VICTIM

Alex Ovechkin has scored on 169 different goaltenders in his career and added nine new goaltenders to his list in 2022-23 (Ville Husso, Karel Vejmelka, Stuart Skinner, Felix Sandstrom, Spencer Martin, David Rittich, Ukko-Pekka Luukkonen, Kaapo Kahkonen, Pheonix Copley). Only Jaromir Jagr (178) and Patrick Marleau (177) have scored on more goaltenders in NHL history.



# 2022-23 Capitals Notes

## BACKSTROM AND WILSON RETURN

Nicklas Backstrom and Tom Wilson both returned to the Capitals' lineup on Jan. 8, making their season debuts in a 1-0 win over the Columbus Blue Jackets at Capital One Arena. Backstrom, who underwent hip resurfacing surgery in June 2022, and Wilson, who was injured in Game 1 of the Capitals' First Round playoff series against the Florida Panthers in May 2022, each missed the Capitals' first 42 games of 2022-23. Wilson finished the season with 22 points (13g, 9a) in 33 games played and Backstrom recorded 21 points (7g, 14a) in 39 games, which ranked tied for third and fifth on the team, respectively, dating back to their debuts.

## HOW SWEDE IT IS

Nicklas Backstrom continued to climb up a pair of all-time lists among Sweden-born players in 2022-23. With his first goal of the season on Jan. 29 at Toronto, Backstrom passed Nicklas Lidstrom, Thomas Steen, Kent Nilsson and Patric Hornqvist (264) for eighth on the NHL's all-time Swedish goals list. In addition, Backstrom passed Henrik Zetterberg (1,082) for ninth and Ulf Samuelsson (1,080) for 10th on the NHL's all-time Swedish games played list. Backstrom enters the 2023-24 season 10 points shy of passing Daniel Sedin (1,041) for fifth on the all-time Swedish points list, 13 games shy of passing Calle Johansson (1,109) for eighth on the all-time games played list and 25 assists shy of passing Mats Sundin (785) for third on the all-time assists list.

## KEEP ON DISHIN'

Nicklas Backstrom recorded his 751st career assist on Jan. 26 vs. Pittsburgh, moving him past Larry Robinson (750) for the 45th-most assists in NHL history. Backstrom also passed Doug Weight (755) for 44th place on March 15 vs. Buffalo and enters the 2023-24 season tied with Bernie Federko (761) for the 43rd-most assists in NHL history. Among active players, Backstrom ranks third in assists (Sidney Crosby: 952; Patrick Kane: 786).

## 8 FROM 19

Nicklas Backstrom assisted on one of Alex Ovechkin's regular-season goals for the 279th time in their careers on March 6 at Los Angeles and moved within one of Henrik Sedin (280 assists with Daniel Sedin) for the third most by a pair of teammates in NHL history. Only Wayne Gretzky (364 assists with Jari Kurri) and Bryan Trottier (310 assists with Mike Bossy) have more assists with a single teammate.

## CARLSON RETURNS

John Carlson recorded two points (1g, 1a) in his return to the Capitals' lineup on March 23 against the Chicago Blackhawks, his first game since Dec. 23. Carlson, who had missed Washington's previous 36 games after taking a shot to the face, led the Capitals in time on ice per game (23:24) and ranked tied for fourth on the team in points at the time of his injury. The Capitals went 14-18-4 (.444 point percentage) in Carlson's absence after a 19-13-4 (.583 point percentage) start.



# 2022-23 Capitals Notes

## CARLSON 900 GAMES

John Carlson played his 900th career game on Nov. 17 at St. Louis, becoming the second defenseman and sixth player in franchise to history play 900 games with the Capitals. Since 2010-11 – Carlson's first full season with Washington – he has played in 905 of the Capitals' 993 games (91.1 percent). Carlson's 905 games played in that span trail only Alex Ovechkin (951). Carlson scored two goals in his 900th career game, which marked his ninth career multi-goal game and his 138th career multi-point game. Carlson scored shorthanded and on the power play, becoming the fourth defenseman in franchise history to score a shorthanded goal and a power play goal in the same game, joining Mike Green (Feb. 7, 2009 vs. FLA), Al Iafrate (Feb. 13, 1993 at LAK) and Kevin Hatcher (Jan. 10, 1992 vs. LAK).

## CARLSON 600 POINTS

John Carlson recorded his 600th career point on Nov. 11 vs. Tampa Bay and simultaneously passed Michal Pivonka (599) for the fifth-most points in franchise history. Carlson is the Capitals' franchise leader in assists (481) and points (622) among defensemen and ranks second in games played (927) and third in goals (141) all-time among Washington blueliners. Carlson became the sixth active defenseman to reach the 600-point mark, joining Brent Burns, Erik Karlsson, Kris Letang, Ryan Suter and Victor Hedman. Among the six defensemen, Carlson's 897 games needed to reach the milestone are the fourth fewest (Karlsson: 730 GP; Letang: 887 GP; Hedman: 896 GP).

## STROME COOKIN'

Dylan Strome set career highs in games played (81), goals (23), assists (42) and points (65) in his first season with the Capitals. Strome's 65 points in 2022-23 were the most by a Capital in their first season with the club since Nicklas Backstrom in 2007-08 (14g-55a-69p in 82 GP) and the most by a non-Capitals draft pick in their first season with Washington since Robert Lang in 2002-03 (22g-47a-69p in 82 GP). In addition, Strome became just the seventh Capital to reach the 60-point mark since 2005-06 (Alex Ovechkin: 16x; Nicklas Backstrom: 10x; John Carlson: 4x; Evgeny Kuznetsov: 4x; Alexander Semin: 3x; Mike Green: 2x). Strome recorded 28 points (11g, 17a) in his final 22 games and led Washington in points from Dec. 23 through the Capitals' regular-season finale on April 13 (17g-24a-41p in 46 GP). Strome, who signed a five-year contract extension with Washington on Feb. 3, finished the season ranked second on the Capitals in goals (23), assists (42), points (65) and power-play points (21).

## ROAD WARRIORS

The Capitals won their seventh-straight road game on Jan. 5 at Columbus, setting a new franchise record for longest road winning streak. During the streak, which began on Dec. 5 at Edmonton, the Capitals outscored opponents 32-12 (4.57 GF/GP, 1.71 GA/GP). In addition, Washington converted on eight of 18 power play opportunities (44.4%) and killed off 19 of 22 opposing power play opportunities (86.4%) in the seven-game span.



# 2022-23 Capitals Notes

## MAN-GAMES LOST

The Capitals accumulated 441 man-games lost due to injury or illness in 2022-23. That marked Washington's highest single-season total since 1998-99 (510 man-games lost), when the Capitals finished with 68 standings points. The longest stretch of consecutive games in which the Capitals dressed the same 20 players was four games, from Nov. 25 to Dec. 1. From Oct. 31 to Nov. 23, the Capitals made at least one lineup change in 12-straight games. The Capitals played 60 of their 82 games (73.2 percent) without either Alex Ovechkin, Nicklas Backstrom, Tom Wilson or T.J. Oshie in the lineup and 43 of their 59 games (72.9 percent) without either John Carlson or Dmitry Orlov prior to trading Orlov to Boston on Feb. 23.

## KUEMPEROR

Darcy Kuemper appeared in 57 games for the Capitals in his first season with the team, which tied his single-season career high in games played (2021-22: 57 GP). Among goaltenders with at least 50 starts in 2022-23, Kuemper ranked eighth in the NHL in goals-against average (2.87) and save percentage (.909) and his five shutouts last season were tied for the second most in the NHL (Ilya Sorokin: 6 SO; Alexandar Georgiev: 5 SO; Jake Oettinger: 5 SO). The Capitals scored 2.75 goals per game with Kuemper on the ice, the fourth-lowest average in the NHL for a goaltender with at least 50 starts (Anaheim: 2.32 GF/GP with John Gibson; Philadelphia: 2.52 GF/GP with Carter Hart; Nashville: 2.57 GF/GP with Juuse Saros), but posted a record of 19-3-3 when they scored three or more goals with Kuemper in net.

## CAREER YEARS

Six Capitals set single-season career highs in points last season, all of whom are returning to Washington for the 2023-24 season. Dylan Strome set career highs in goals (23), assists (42) and points (65), becoming just the seventh Capital to reach the 60-point mark since 2005-06 (Alex Ovechkin: 16x; Nicklas Backstrom: 10x; John Carlson: 4x; Evgeny Kuznetsov: 4x; Alexander Semin: 3x; Mike Green: 2x). Rasmus Sandin, who recorded 15 points (3g, 12a) in 19 games with Washington after being acquired from Toronto on Feb. 28, set career highs in games played (71), goals (7), assists (28) and points (35) in 2022-23, more than doubling his previous career-high point total. Nick Jensen recorded a career-high 24 assists and 29 points in 77 games last season. Jensen established a career high in points for the second-consecutive season, surpassing his 21 points (5g, 16a) in 76 games played in 2021-22. Jensen has increased his point total in each of his four seasons with Washington. Nic Dowd scored his 13th goal of the season on March 23 vs. Chicago, setting a new single-season career high in points (25). On March 14 against the New York Rangers, Dowd scored his 12th goal of the year, marking a new career high in goals. Trevor van Riemsdyk tied his career high in assists (16) and established career highs in goals (7) and points (23) last season, the second-straight season in which van Riemsdyk set a career high in points. In his sophomore season, Aliaksei Protas recorded 15 points (4g, 11a) in 58 games, surpassing his games played, goal, assist and point totals from his rookie year in 2021-22.



# 2022-23 Capitals Notes

## PLAYOFF STREAK SNAPPED

The Capitals failed to qualify for the Stanley Cup Playoffs for the first time since 2013-14, snapping an eight-season playoff streak. Washington's eight-year streak was tied for second-longest active playoff streak in the NHL (Pittsburgh: 16 seasons; Nashville: 8 seasons), with the Penguins' and Predators' streaks also ending in 2022-23. From 2014-15 to 2021-22, the Capitals had a record of 374-176-67 (815 points, .660 point percentage). In that span, the Capitals ranked second in the NHL in wins, points and point percentage and won a Stanley Cup (2018), two Presidents' Trophies (2016, 2017) and five-straight division titles (2016, 2017, 2018, 2019, 2020). The Capitals finished with 100 or more standings points in six of the eight seasons during the streak. The only seasons in which the Capitals did not reach the 100-point mark from 2014-15 to 2021-22 were the shortened 2019-20 (90 points in 69 games – a 106-point pace) and the 2020-21 (77 points in 56 games – a 112-point pace) seasons. The Capitals missed the playoffs for just the eighth time since the 1982-83 season (1997, 1999, 2002, 2004, 2006, 2007, 2014).



## KUZ CONTROL

Evgeny Kuznetsov climbed up the Capitals' all-time assists and points lists in 2022-23. With a team-leading 43 assists last season, Kuznetsov passed Dale Hunter (375), Calle Johansson (361), Bengt Gustafsson (359) and Peter Bondra (353) on the franchise's all-time assists list and enters the 2023-24 season seven assists shy of passing Mike Gartner (392) for fifth place. Kuznetsov also passed Mike Ridley (547) for the ninth-most points in franchise history on March 23 vs. Chicago.



## 600/500

Evgeny Kuznetsov played in his 600th career game during the Capitals' season opener on Oct. 12 vs. Boston. Five days later, Kuznetsov recorded three third-period assists in Washington's 6-4 comeback win over Vancouver to reach the 500-point mark. Kuznetsov became the ninth player in franchise history to reach the 600-game and 500-point marks, joining Alex Ovechkin, Nicklas Backstrom, John Carlson, Peter Bondra, Dale Hunter, Michal Pivonka, Mike Gartner and Bengt Gustafsson.



## A DECEMBER TO REMEMBER

The Capitals finished December with a record of 11-2-2, outscoring their opponents 60-33 over 15 games. It marked the fourth time Washington has recorded 11 or more wins in the month of December in franchise history (1984: 12-2-2-0; 2015: 11-2-0-1; 2008: 11-3-0-0). Washington's 11 wins during the month ranked tied for second in the NHL, while their 24 points ranked second. In addition, the Capitals ranked second in goals against per game (2.20), third in goals for per game (4.00) and led the League in goals for at five-on-five (37).

## CHUCK STOPS HERE

Charlie Lindgren posted a record of 9-1-0 with a 1.90 goals-against average and a .934 save percentage from Dec. 5 to Dec. 31. Lindgren, who co-led the NHL in wins (9) in December, was named the NHL's First Star for the week ending Dec. 11 after going 4-0-0 with a 1.50 goals-against average and a .949 save percentage in four starts. In addition, Lindgren recorded a 1.26 goals-against average and a .957 save percentage at five-on-five during the four-game stretch.

# 2022-23 Capitals Notes

## ENTER SANDMAN

Rasmus Sandin recorded three assists in his Capitals debut on March 4 at San Jose and became the first defenseman and seventh skater in franchise history to record three points in his first game with Washington. Sandin, who was acquired from the Toronto Maple Leafs on Feb. 28, would go on to register 15 points (3g, 12a) in 19 games with the Capitals, including three multi-point efforts in his first four games. In addition, Sandin owns the franchise record for most assists (8a in 5 GP) in a player's first five games with the Capitals and required the fewest games (7 GP) for a defenseman to reach 10 points in franchise history, besting the previous mark set by Kevin Shattenkirk in 2016-17 (13 GP). Sandin averaged 22:59 of ice time per game after being acquired, which ranked second on the team, including a career-high 29:58 on March 9 vs. New Jersey.

## ALWAYS SONNY

Sonny Milano recorded 33 points (11g, 22a) in 64 games with the Capitals in 2022-23, establishing a new single-season career high in assists (2021-22: 20a) and tying his career high in points per game (0.52). Milano, who signed a one-year contract with Washington on Oct. 16, made his Capitals debut on Nov. 5, 2022 and ranked fifth on the team in points from Nov. 5 to Washington's regular-season finale on April 13. Ten of Milano's 11 goals and 28 of his 33 points came at even strength, which were tied for the fourth-most even strength points on the Capitals. Washington re-signed Milano to a three-year contract extension on Feb. 5.

## WELCOME NAK

Nicolas Aube-Kubel, who was claimed off waivers from the Toronto Maple Leafs on Nov. 5, 2022, recorded 12 points (4g, 8a) in 47 games with the Capitals last season. Aube-Kubel's 53.5 shot attempt percentage at five-on-five (518 shot attempts for, 449 shot attempts against) led Capitals forwards and his 10.52 hits per 60 minutes ranked second on the team (min. 40 GP).

## FINISHING STRONG

T.J. Oshie recorded 18 points (9g, 9a) in his final 21 games (0.86 P/GP) of the season, including 16 points (8g, 8a) during a 14-game stretch (1.14 P/GP) from Feb. 14 – March 15. Oshie's 10 multi-point games last season tied for the third most on the Capitals (Alex Ovechkin: 19; Dylan Strome: 17; Evgeny Kuznetsov: 10).

## MISSED YOU OSH BABE

T.J. Oshie recorded two assists in his return to the Capitals' lineup on Nov. 23, helping Washington to a 3-2 overtime win over the Philadelphia Flyers. Oshie also registered a team-high seven hits and recorded three shots on goal. Oshie had missed Washington's previous 11 games due to injury. Since the start of the 2020-21 season, the Capitals are 87-51-17 (.616 point percentage) with Oshie in the lineup and 28-27-10 (.508 point percentage) in games he has missed.



# 2022-23 Capitals Notes

## MUST SEE TVR

Trevor van Riemsdyk recorded a career-high 23 points (7g, 16a) in 76 games last season. van Riemsdyk established a career high in points for the second-consecutive season, surpassing his 17 points (1g, 16a) in 72 games played in 2021-22. van Riemsdyk led the Capitals and ranked tied for 16th in the NHL in blocked shots (160) and ranked first on the team in plus/minus (+10) and shorthanded ice time per game (2:35). van Riemsdyk also averaged 19:04 of ice time per game, which marked the second-highest rate of his career (2015-16: 19:59). The Capitals re-signed van Riemsdyk to a three-year contract extension on March 11.

## CAREER YEAR FOR JENS

Nick Jensen recorded a career-high 29 points (2g, 22a) in 77 games played in 2022-23. Jensen established a career high in points for the second-consecutive season, surpassing his 21 points (5g, 16a) in 76 games played in 2021-22. Jensen's 29 points ranked tied for second among Capitals defensemen, with 28 of his 29 points coming at even strength. Jensen led the Capitals in total ice time (1,587:29) and logged a career-high 20:37 of ice time per game. In addition, Jensen ranked second on the team in shorthanded ice time per game (2:29) and tied for second in blocked shots (128). Among Capitals defensemen, Jensen ranked first in games played (77) and takeaways (36). Jensen has played in 294 of Washington's 309 games (95.1 percent) since making his Capitals debut on Feb. 24, 2019, the most games played on the team in that span.

## NO DOWD ABOUT IT

Nic Dowd set career highs in goals (13) and points (25) in 65 games played in 2022-23. All 13 of Dowd's goals came at even strength and his 13 even-strength goals were the third most on the Capitals (Alex Ovechkin: 28; Dylan Strome: 20). Dowd led Capitals forwards in shorthanded ice time per game (2:22) and ranked tied for third on the team in penalties drawn (20). Per Natural Stat Trick, Dowd started 14.38 percent of his five-on-five shifts in the offensive zone, the lowest offensive zone start percentage in the NHL (min. 650 minutes played at five-on-five). Despite starting a vast majority of his shifts outside of the offensive zone, Washington outscored opponents 31 to 27 when Dowd was on the ice at five-on-five.

## IORIO DEBUT

Defenseman Vincent Iorio, the Capitals' second-round choice (55th overall) in the 2021 NHL Draft, made his NHL debut on March 4 at San Jose. Iorio recorded his first career NHL point with an assist on an Alex Ovechkin third-period goal, becoming the fifth skater to have his first career point be an assist on an Ovechkin goal and the 10th defenseman in franchise history to record a point in his NHL debut.

## PENALTY SKILL

The Capitals allowed just 41 power-play goals against last season, the sixth fewest in the NHL. It marked the fewest power-play goals Washington had allowed in an 82-game season since 2015-16 (38). Over the course of 2022-23, Washington was shorthanded 226 times (2.76 TS/GP), tied for the fifth-lowest rate in the League. In addition, the Capitals +25 net penalty differential was the sixth highest among all teams, while their 81.0 penalty-kill percentage ranked tied for 11th.



# 2022-23 Individual Statistics

Player	Pos	GP	G	A	P	+/-	PIM	PPG	SHG	OTG	GWG	S	S%	ATOI
Alex Ovechkin	L	73	42	33	75	-16	48	14	0	1	3	294	14.3	20:12
Dylan Strome	C	81	23	42	65	-4	24	3	0	0	2	154	14.9	16:41
Evgeny Kuznetsov	C	81	12	43	55	-26	56	5	0	1	2	172	7	18:04
Erik Gustafsson	D	61	7	31	38	9	21	0	0	0	2	114	6.1	20:22
Conor Sheary	L	82	15	22	37	9	22	2	2	0	1	154	9.7	15:46
T.J. Oshie	R	58	19	16	35	-18	59	9	0	0	2	126	15.1	16:43
Sonny Milano	L	64	11	22	33	-5	18	1	0	0	3	80	13.8	12:54
John Carlson	D	40	9	20	29	-7	12	3	1	0	0	124	7.3	23:23
Nick Jensen	D	77	5	24	29	-1	18	0	0	0	0	109	4.6	20:37
Marcus Johansson	L	60	13	15	28	-3	8	4	1	1	5	95	13.7	16:05
Anthony Mantha	R	67	11	16	27	-8	31	1	0	0	2	119	9.2	14:13
Nic Dowd	C	65	13	12	25	6	26	0	0	0	3	62	21	13:21
Trevor van Riemsdyk	D	75	7	16	23	10	15	0	0	0	0	97	7.2	19:04
Tom Wilson	R	33	13	9	22	-13	78	4	0	1	1	82	15.9	17:37
Nicklas Backstrom	C	39	7	14	21	-25	14	6	0	0	0	59	11.9	16:53
Dmitry Orlov	D	43	3	16	19	2	10	0	0	2	2	77	3.9	22:43
Garnet Hathaway	R	59	9	7	16	6	52	0	0	0	1	70	12.9	12:06
Lars Eller	C	60	7	9	16	-1	36	0	0	0	0	101	6.9	15:14
Martin Fehervary	D	67	6	10	16	-11	31	0	0	0	1	91	6.6	20:00
Aliaksei Protas	C	58	4	11	15	-8	12	0	0	0	0	83	4.8	11:31
Rasmus Sandin	D	19	3	12	15	-7	16	0	0	0	0	23	13	22:59
Nicolas Aube-Kubel	R	47	4	8	12	2	46	0	0	0	0	65	6.2	11:39
Craig Smith	C	22	5	1	6	1	4	0	0	0	2	53	9.4	12:26
Matt Irwin	D	61	2	3	5	-8	36	0	0	0	0	79	2.5	13:02
Alexander Alexeyev	D	32	0	5	5	-2	4	0	0	0	0	28	0	16:27
Joe Snively	C	12	2	2	4	3	0	0	0	0	0	16	12.5	12:36
Beck Malenstyn	L	9	1	1	2	0	2	0	0	0	1	7	14.3	9:55
Gabriel Carlsson	D	6	0	2	2	-1	0	0	0	0	0	3	0	13:46
Dylan McIlrath	D	6	0	1	1	-6	7	0	0	0	0	1	0	11:41
Vincent Iorio	D	3	0	1	1	0	0	0	0	0	0	3	0	14:21
Connor Brown	R	4	0	0	0	-3	0	0	0	0	0	2	0	16:46
Lucas Johansen	D	2	0	0	0	0	0	0	0	0	0	3	0	12:40
Henrik Borgstrom	C	1	0	0	0	0	0	0	0	0	0	0	--	8:10
Connor McMichael	C	6	0	0	0	0	5	0	0	0	0	2	0	8:52
Goaltender		GP	GS	W	L	OT	SA	Svs	GA	Sv%	GAA	SO	TOI	
Darcy Kuemper		57	56	22	26	7	1,674	1,521	154	0.909	2.87	5	3223:47	
Charlie Lindgren		31	26	13	11	3	853	767	86	0.899	3.05	0	1692:04	

# 2022-23 Game-by-Game Results

#	Date	Team	W-L-OT	Record	GF-GA	Scorers	W Goal	PP	PK	SF-SA	W-L Gldr.	Attend.
1	10/12/2022	BOS	L	0-1-0	2-5	39,73	71	0-4	2-3	35-30	35 / 35	18573+
2	10/13/2022	@ TOR	L	0-2-0	2-3	26,90	34	0-5	2-3	26-39	35 / 79	18914+
3	10/15/2022	MTL	W	1-2-0	3-1	73,39,77p	39	1-2	3-3	29-22	35 / 35	18573+
4	10/17/2022	VAN	W	2-2-0	6-4	8p,20,17p,74,73,8	73	2-3	0-1	30-30	35 / 35	18573+
5	10/20/2022	@ OTT	L	2-3-0	2-5	77p,39p	57	2-4	2-4	24-44	31 / 35	14210
6	10/22/2022	LAK	W	3-3-0	4-3	26,74,20,90	90	0-3	1-1	32-26	35 / 32	18573+
7	10/24/2022	@ NJD	W	4-3-0	6-3	26,21,73s,8p,3,59	8	1-3	4-4	22-41	79 / 29	11405
8	10/27/2022	@ DAL	L	4-4-0	0-2		21	0-3	3-3	27-27	29 / 35	18235
9	10/29/2022	@ NSH	W	5-4-0	3-0	47,59,8	47	0-3	5-5	35-34	35 / 74	17159+
10	10/31/2022	@ CAR	O**	5-4-1	2-3	17,8p	0	1-4	5-6	20-35	31 / 35	16211
11	11/01/2022	VGK	O*	5-4-2	2-3	90p,57	27	1-2	1-2	21-31	36 / 79	18573+
12	11/03/2022	@ DET	L	5-5-2	1-3	8	18	0-4	2-3	34-26	35 / 35	18527
13	11/05/2022	ARI	L	5-6-2	2-3	8p,39	12	1-3	3-3	36-26	70 / 35	18573+
14	11/07/2022	EDM	W	6-6-2	5-4	17,17p,92p,8p,92p	92	4-5	1-1	31-29	79 / 74	18573+
15	11/09/2022	PIT	L	6-7-2	1-4	90	23	0-4	3-3	25-28	1 / 35	18573+
16	11/11/2022	TBL	W	7-7-2	5-1	39,15,59,73,15	15	0-6	3-3	24-29	35 / 88	18573+
17	11/13/2022	@ TBL	L	7-8-2	3-6	73,20,21	98	0-6	2-4	22-35	88 / 35	19092+
18	11/15/2022	@ FLA	L	7-9-2	2-5	17,74	21	0-5	0-1	43-43	72 / 35	13813
19	11/17/2022	@ STL	O**	7-9-3	4-5	8,74s,74p,73	0	1-3	3-4	51-24	1 / 79	18096+
20	11/19/2022	COL	L	7-10-3	0-4		8	0-2	2-3	32-29	40 / 35	18573+
21	11/23/2022	PHI	W*	8-10-3	3-2	90p,15,8	8	1-3	4-4	32-23	35 / 32	18573+
22	11/25/2022	CGY	W	9-10-3	3-0	77,92,8p	77	1-2	2-2	25-32	35 / 25	18573+
23	11/26/2022	@ NJD	L	9-11-3	1-5	74p	86	1-4	2-3	38-29	41 / 79	16514+
24	11/29/2022	@ VAN	W	10-11-3	5-1	8,8,39,74,42	8	0-1	3-3	28-32	35 / 30	18179
25	12/01/2022	@ SEA	O*	10-11-4	2-3	42,73p	10	1-4	1-2	23-25	31 / 35	17151+
26	12/03/2022	@ CGY	L	10-12-4	2-5	73p,74	63	1-4	3-3	29-36	80 / 79	18698
27	12/05/2022	@ EDM	W	11-12-4	3-2	20,77p,26	26	1-3	1-1	50-30	79 / 74	17264
28	12/07/2022	@ PHI	W	12-12-4	4-1	77p,17,8,8	17	1-4	2-3	27-30	79 / 79	16826
29	12/09/2022	SEA	W	13-12-4	4-1	39,90p,20,8	90	1-4	2-2	38-26	79 / 31	18573+
30	12/11/2022	@ WPG	W	14-12-4	5-2	57,92p,90s,20,8	90	1-2	3-3	36-31	79 / 37	14096
31	12/13/2022	@ CHI	W	15-12-4	7-3	8,8p,57,26,8,39,9	26	1-1	2-3	30-29	79 / 34	16181
32	12/15/2022	DAL	L	15-13-4	1-2	73	6	0-2	1-2	46-26	29 / 79	18573+
33	12/17/2022	TOR	W	16-13-4	5-2	56,57,56,21,56	56	0-2	2-2	28-36	79 / 35	18573+
34	12/19/2022	DET	W*	17-13-4	4-3	26,26,56,9	9	0-3	2-3	42-19	79 / 35	18573+
35	12/22/2022	@ OTT	W*	18-13-4	3-2	92p,15,90	90	1-3	5-6	40-25	35 / 33	17231
36	12/23/2022	WPG	W	19-13-4	4-1	8,15,26,8	15	0-4	2-2	27-26	79 / 33	18573+
37	12/27/2022	@ NYR	W	20-13-4	4-0	90p,56,20,73s	90	1-3	5-5	30-32	35 / 31	18006+
38	12/29/2022	OTT	O*	20-13-5	3-4	8,17,92	12	0-1	1-1	23-45	33 / 35	18573+
39	12/31/2022	MTL	W	21-13-5	9-2	56,21,26,8,17p,8p,90,39,8	26	2-4	1-2	40-33	79 / 34	18573+
40	01/03/2023	BUF	O*	21-13-6	4-5	15,8,26,8	72	0-1	2-3	32-29	1 / 35	18573+
41	01/05/2023	@ CBJ	W	22-13-6	6-2	77,96,42,21,77p,8p	42	2-2	1-1	37-27	35 / 90	17924

# 2022-23 Game-by-Game Results

#	Date	Team	W-L-OT	Record	GF-GA	Scorers	W Goal	PP	PK	SF-SA	W-L Gldr.	Attend.
42	01/06/2023	NSH	L	22-14-6	2-3	15,96	27	0-3	2-2	32-21	32 / 79	18573+
43	01/08/2023	CBJ	W	23-14-6	1-0	56	56	0-2	2-2	19-38	35 / 90	18573+
44	01/11/2023	@ PHI	L	23-15-6	3-5	21,90,77	11	0-1	4-6	29-36	79 / 35	17352
45	01/14/2023	PHI	L	23-16-6	1-3	8	25	0-3	2-3	40-25	79 / 35	18573+
46	01/16/2023	@ NYI	W*	24-16-6	4-3	21,43,77,9	9	0-1	1-1	35-30	35 / 30	16344
47	01/17/2023	MIN	L	24-17-6	2-4	42,17	46	0-3	2-2	36-22	32 / 79	18573+
48	01/19/2023	@ ARI	W	25-17-6	4-0	17,15,43p,17	17	1-4	3-3	33-26	35 / 70	4600+
49	01/21/2023	@ VGK	L	25-18-6	2-6	77,90	22	0-3	1-1	22-27	36 / 35	18251+
50	01/24/2023	@ COL	L	25-19-6	2-3	73,8	18	0-2	0-0	39-26	40 / 35	18132+
51	01/26/2023	PIT	W**	26-19-6	3-2	8p,90	0	1-3	1-1	45-37	35 / 1	18573+
52	01/29/2023	@ TOR	L	26-20-6	1-5	19p	44	1-4	1-2	24-27	35 / 35	18593
53	01/31/2023	@ CBJ	W*	27-20-6	4-3	21,57,57,92	92	0-1	1-1	34-34	79 / 70	17879
54	02/11/2023	@ BOS	W	28-20-6	2-1	19p,21	21	1-4	4-4	23-28	35 / 1	17850
55	02/12/2023	SJS	L	28-21-6	1-4	92	94	0-3	3-4	21-33	36 / 79	18573+
56	02/14/2023	CAR	L	28-22-6	2-3	77,91	23	0-3	0-1	36-30	31 / 35	18573+
57	02/16/2023	FLA	L	28-23-6	3-6	17,19p,92p	16	2-5	2-2	32-36	72 / 35	18573+
58	02/18/2023	@ CAR	L	28-24-6	1-4	43	26	0-2	3-4	25-35	31 / 35	56961+
59	02/21/2023	DET	L	28-25-6	1-3	43p	24	1-3	2-2	27-25	35 / 35	18573+
60	02/23/2023	ANA	L	28-26-6	2-4	77p,3	33	1-3	3-3	43-21	36 / 79	18573+
61	02/25/2023	NYR	W	29-26-6	6-3	77p,77,43,15,92,92	15	1-2	4-5	27-26	35 / 31	18573+
62	02/26/2023	@ BUF	L	29-27-6	4-7	17,77,8,15p	29	1-2	3-3	30-37	1 / 35	19070+
63	03/01/2023	@ ANA	W*	30-27-6	3-2	42,43,43	43	0-3	2-2	39-23	35 / 36	14279
64	03/04/2023	@ SJS	W	31-27-6	8-3	16,96,52,16,77p,8,8,17	16	1-3	3-4	30-41	35 / 36	17562+
65	03/06/2023	@ LAK	L	31-28-6	2-4	38,8p	44	1-5	5-5	22-41	29 / 35	17577
66	03/09/2023	NJD	O**	31-28-7	2-3	57,17	0	0-2	2-3	22-40	40 / 35	18573+
67	03/11/2023	@ NYI	W	32-28-7	5-1	17,77,39,26,19	77	0-4	5-5	27-18	35 / 40	17255+
68	03/14/2023	@ NYR	L	32-29-7	3-5	96,52,26	8	0-4	1-2	31-36	31 / 35	17476
69	03/15/2023	BUF	W**	33-29-7	5-4	77p,92,8,43p	0	2-3	2-2	39-27	79 / 1	18573+
70	03/17/2023	STL	L	33-30-7	2-5	42,19p	42	1-4	1-1	34-22	30 / 35	18573+
71	03/19/2023	@ MIN	L	33-31-7	3-5	8p,8p,17	21	2-4	3-3	36-40	29 / 79	19231+
72	03/21/2023	CBJ	O*	33-31-8	6-7	8,77,73,15,3,3	96	0-1	0-1	37-39	40 / 79	18573+
73	03/23/2023	CHI	W	34-31-8	6-1	73,39,26,19p,74p,8	39	2-4	5-5	28-28	35 / 31	18573+
74	03/25/2023	@ PIT	L	34-32-8	3-4	43,8p,17	71	1-3	3-4	34-40	1 / 35	18456+
75	03/29/2023	NYI	O**	34-32-9	1-2	73	0	0-0	1-1	26-29	30 / 35	18573+
76	03/30/2023	@ TBL	L	34-33-9	1-5	16	91	0-4	1-2	31-34	88 / 35	19092+
77	04/02/2023	NYR	L	34-34-9	2-5	17,59	24	0-2	3-4	28-34	31 / 35	18573+
78	04/06/2023	@ MTL	L	34-35-9	2-6	17,19p	11	1-5	3-3	26-32	35 / 35	21105+
79	04/08/2023	FLA	L	34-36-9	2-4	17,43	19	0-3	3-4	24-37	34 / 79	18573+
80	04/10/2023	NYI	W	35-36-9	5-2	17,38,16,43,17	16	0-0	3-3	25-40	35 / 30	18573+
81	04/11/2023	@ BOS	L	35-37-9	2-5	3,43p	92	1-2	0-2	27-44	35 / 79	17850
82	04/13/2023	NJD	O*	35-37-10	4-5	91,38,16,43	43	0-1	1-2	31-34	40 / 35	18573+

# 2022-23 Results

## GOALS BY PERIOD

	1	2	3	OT	T	Avg
Washington Capitals:	62	96	89	6	253	(3.09 avg.)
Opponents:	70	92	93	6	242	(3.18 avg.)

## SHOTS BY PERIOD

	1	2	3	OT	T	Avg
Washington Capitals:	786	897	830	36	2,549	(31.1 avg.)
Opponents:	828	843	841	53	2,548	(31.1 avg.)

## POWER PLAY

	G	Att	Pct.	Rank
Overall:	52	245	21.2	16th NHL
Home:	25	113	22.1	15th NHL
Road:	27	132	20.5	15th NHL

## PENALTY KILLING

	PP GA	Att	Pct.	Rank
Overall:	41	226	81.9	T-11th NHL
Home:	17	99	82.8	8th NHL
Road:	24	127	81.1	10th NHL

## PENALTIES

GP	Pen.	PIM	PIM/GP	Rank
82	295	723	8:49	T-19th NHL



# 2022-23 Home & Road Statistics

HOME							AWAY						
Player	Pos	GP	G	A	P	+/-	Player	Pos	GP	G	A	P	+/-
Alex Ovechkin	L	36	20	21	41	-2	Dylan Strome	C	41	11	26	37	-3
Evgeny Kuznetsov	C	41	9	22	31	-1	Alex Ovechkin	L	37	22	12	34	-14
Dylan Strome	C	40	12	16	28	-1	Evgeny Kuznetsov	C	40	3	21	24	-25
Erik Gustafsson	D	31	6	20	26	8	Conor Sheary	L	41	7	12	19	2
Sonny Milano	L	33	8	14	22	3	John Carlson	D	21	6	11	17	-15
T.J. Oshie	R	27	8	11	19	-9	T.J. Oshie	R	31	11	5	16	-9
Conor Sheary	L	41	8	10	18	7	Marcus Johansson	L	30	6	10	16	-4
Nick Jensen	D	39	3	11	14	-8	Anthony Mantha	R	35	4	11	15	2
Nic Dowd	C	33	7	6	13	0	Nick Jensen	D	38	2	13	15	7
Marcus Johansson	L	30	7	5	12	1	Nic Dowd	C	32	6	6	12	6
Anthony Mantha	R	32	7	5	12	-10	Dmitry Orlov	D	21	2	10	12	4
Nicklas Backstrom	C	20	3	9	12	-11	Erik Gustafsson	D	30	1	11	12	1
John Carlson	D	19	3	9	12	8	Tom Wilson	R	17	7	4	11	-10
Trevor van Riemsdyk	D	36	3	9	12	4	Garnet Hathaway	R	30	7	4	11	9
Tom Wilson	R	16	6	5	11	-3	Trevor van Riemsdyk	D	39	4	7	11	6
Martin Fehervary	D	34	2	8	10	-5	Sonny Milano	L	31	3	8	11	-8
Aliaksei Protas	C	30	2	6	8	-1	Rasmus Sandin	D	9	1	10	11	-2
Dmitry Orlov	D	22	1	6	7	-2	Lars Eller	C	29	4	6	10	6
Lars Eller	C	31	3	3	6	-7	Nicklas Backstrom	C	19	4	5	9	-14
Garnet Hathaway	R	29	2	3	5	-3	Nicolas Aube-Kubel	R	22	3	5	8	-2
Rasmus Sandin	D	10	2	2	4	-5	Aliaksei Protas	C	28	2	5	7	-7
Nicolas Aube-Kubel	R	25	1	3	4	4	Martin Fehervary	D	33	4	2	6	-6
Craig Smith	C	11	2	1	3	1	Craig Smith	C	11	3	0	3	0
Joe Snively	C	7	2	1	3	3	Matt Irwin	D	29	2	1	3	-6
Alexander Alexeyev	D	14	0	3	3	5	Beck Malenstyn	L	5	1	1	2	1
Matt Irwin	D	32	0	2	2	-2	Gabriel Carlsson	D	3	0	2	2	0
Dylan McIlrath	D	4	0	0	0	-3	Alexander Alexeyev	D	18	0	2	2	-7
Connor Brown	R	3	0	0	0	-2	Dylan McIlrath	D	2	0	1	1	-3
Gabriel Carlsson	D	3	0	0	0	-1	Joe Snively	C	5	0	1	1	0
Lucas Johansen	D	1	0	0	0	0	Vincent Iorio	D	2	0	1	1	1
Beck Malenstyn	L	4	0	0	0	-1	Connor Brown	R	1	0	0	0	-1
Connor McMichael	C	1	0	0	0	0	Lucas Johansen	D	1	0	0	0	0
Vincent Iorio	D	1	0	0	0	-1	Henrik Borgstrom	C	1	0	0	0	0
							Connor McMichael	C	5	0	0	0	0

# 2022-23 Situational Statistics

## GOALS BY PERIOD

Player	1st	2nd	3rd	OT
Nicolas Aube-Kubel	1	3		
Nicklas Backstrom	2	1	4	
John Carlson		2	7	
Nic Dowd	2	5	6	
Lars Eller		4	3	
Martin Fehervary	3	1	2	
Erik Gustafsson	3	2	2	
Garnet Hathaway	3	4	2	
Matt Irwin		2		
Nick Jensen		4	1	
Marcus Johansson	4	2	6	1
Evgeny Kuznetsov	1	6	4	1
Beck Malenstyn		1		
Anthony Mantha	4	3	4	
Sonny Milano	2	7	2	
Dmitry Orlov			1	2
T.J. Oshie	9	6	4	
Alex Ovechkin	9	11	21	1
Aliaksei Protas		1	3	
Rasmus Sandin	2	1		
Conor Sheary	4	7	4	
Craig Smith	2	3		
Joe Snively	1	1		
Dylan Strome	6	10	7	
Trevor van Riemsdyk	3	4		
Tom Wilson	1	5	6	1

## SITUATIONAL GOALS

	GF	GA
5 on 5	173	183
5 on 4	42	7
5 on 3	5	0
4 on 4	6	1
4 on 3	0	0
3 on 3	6	6
3 on 4	0	1
3 on 5	0	2
4 on 5	2	37
Empty net	11	21
Goalie pulled	5	3
1st minute of game	4	1
Last minute of game	4	14
1st minute of period	7	6
Last minute of period	13	18
Within a minute of Capitals goal	7	11
Within a minute of opponent goal	7	6
Penalty shots	1	0
<b>5-on-3 PP Goals/Opp.:</b> 5/7, 5:45		
<b>5-on-3 PK Kill/Opp.:</b> 5/7, 4:29		
<b>4-on-4 Goals/Opp.:</b> 6/65, 86:26		
<b>4-on-3 PP Goals/Opp.:</b> 0/6, 5:04		
<b>4-on-3 PK Kill/Opp.:</b> 10/11, 9:02		
<b>3-on-3 Goals/Opp.:</b> 6/19, 43:48		

## FASTEST GOALS

**Quickest back-to-back goals scored:** 0:11, 12/19/22 vs. DET

**Quickest back-to-back goals scored, one player:** 0:11, Nic Dowd, 12/19/22 vs. DET

**Quickest back-to-back goals allowed:** 0:11, 10/17/22 vs. VAN

**Fastest goal to start a game:** 0:24, Alex Ovechkin, 12/13/22 at CHI

**Fastest goal allowed to start a game:** 0:50, Matt Boldy, 3/19/23 at MIN

**Fastest goal to start a period:** 0:08, Lars Eller, 10/17/22 vs. VAN, 2nd; Tom Wilson, 3/1/23 at ANA, 3rd

**Fastest goal allowed to start a period:** 0:27, Jake Guentzel, 3/25/23 at PIT, 3rd

**Fastest goal after an opponent's goal:** 0:09, Alex Ovechkin, 3/4/23 at SJS

# 2022-23 Situational Statistics

Last 10 games:	2-6-2	Allowing two goals	10-2-2	December:	11-2-2
Last 10 at home:	3-3-4	Allowing one goal	9-0-1	January:	6-7-1
Last 10 on road:	3-7-0	Not allowing a goal (not incl. shootout)	5-0-0	February:	2-7-0
				March:	5-6-3
				April:	1-4-1
1-Goal Games:	13-7-10	Outshooting opponent:	21-14-2	Playing on a Monday:	7-1-1
2-Goal Games:	2-11	Outshot by opponent:	11-21-8	Playing on a Tuesday:	3-7-3
3+-Goal Games:	20-19	Shots are tied:	3-2-0	Playing on a Wednesday:	5-3-1
Scoring first:	21-10-6			Playing on a Thursday:	5-9-5
Opponent scoring first:	14-27-4	Caps have 10-19 shots on net:	1-0-0	Playing on a Friday:	4-2-0
Leading after 1 period:	17-6-4	Caps have 20-29 shots on net:	14-17-6	Playing on a Saturday:	9-9-0
Trailing after 1 period:	7-19-3	Caps have 30-39 shots on net:	15-16-3	Playing on a Sunday:	2-6-0
Tied after 1 period:	11-12-3	Caps have 40+ shots on net:	5-4-1		
Leading after 2 periods:	25-2-5	Opponent has 10-19 shots on net:	2-0-0	Record in first of back-to-back games:	7-2-2
Trailing after 2 periods:	5-29-2	Opponent has 20-29 shots on net:	16-16-4	Record in second of back-to-back games:	2-8-1
Tied after 2 periods:	5-6-3	Opponent has 30-39 shots on net:	14-15-4	Record in second following a win:	1-6-0
Overtime (games decided in overtime):	6-6	Opponent has 40+ shots on net:	3-6-2	Record in second following a loss:	1-2-1
Shootout:	2-4				
		Caps have more penalties than opponent:	13-11-5	At night:	30-32-10
Scoring five or more goals	15-0-1	Opponent has more penalties:	14-18-0	Afternoon (before 6 p.m.):	5-5-0
Scoring four goals	10-1-3	Penalties are even:	8-8-5		
Scoring three goals	7-6-1			vs. Metropolitan:	12-9-5
Scoring two goals	2-18-4	Caps scores on the power play:	22-15-4	vs. Atlantic:	8-14-2
Scoring one goal	1-10-1	Opponent scores on the power play:	8-21-8	vs. Central:	6-9-1
Not scoring (not incl. shootout)	0-2-0	Caps fails to score on the power play:	13-22-6	vs. Pacific:	9-5-2
		Opponent fails to score on the power play:	27-16-2	vs. East:	20-23-7
Allowing five or more goals	0-18-3			vs. West:	15-14-3
Allowing four goals	3-9-2	October:	5-4-1		
Allowing three goals	8-8-2	November:	5-7-2		

## SCORING BY MONTH

Player	Oct.	Nov.	Dec.	Jan.	Feb.	March	April
Alexander Alexeyev			0-1-1	0-1-1		0-3-3	
Nicolas Aube-Kubel			0-4-4	2-1-3	0-1-1	2-2-4	
Nicklas Backstrom				1-4-5	2-2-4	3-5-8	1-3-4
John Carlson	2-4-6	5-2-7	1-7-8			1-2-3	0-5-5
Gabriel Carlsson						0-2-2	
Nic Dowd	3-2-5	0-2-2	6-3-9	1-2-3	0-1-1	3-2-5	
Lars Eller	2-3-5	1-2-3	4-3-7	0-1-1			
Martin Fehervary	0-1-1	1-1-2	1-1-2	2-3-5	0-2-2	2-1-3	0-1-1
Erik Gustafsson	0-3-3	0-6-6	6-8-14	1-5-6	0-9-9		
Garnet Hathaway	1-1-2	1-1-2	2-4-6	4-1-5	1-0-1		
Vincent Iorio						0-1-1	
Matt Irwin			0-1-1	0-1-1		2-1-3	
Nick Jensen	1-6-7	0-3-3	0-6-6	0-5-5	1-2-3	2-0-0	1-2-3
Marcus Johansson	2-3-5	3-3-6	5-4-9	3-4-7	0-1-1		
Evgeny Kuznetsov	0-6-6	3-7-10	3-14-17	1-9-10	4-3-7	1-3-4	0-1-1
Charlie Lindgren						0-1-1	
Beck Malenstyn	1-1-2						
Anthony Mantha	3-1-4	3-5-8	3-6-9	0-3-3		2-1-3	
Dylan McIlrath						0-1-1	
Sonny Milano		3-4-7	2-7-9	3-3-6	2-1-3	1-6-7	0-1-1
Dmitry Orlov	0-5-5		2-3-5	1-6-7	0-2-2		
T.J. Oshie	2-3-5	1-3-4	2-0-2	5-1-6	5-4-9	4-5-9	
Alex Ovechkin	5-3-8	8-7-15	13-9-22	6-3-9	1-2-3	9-6-15	0-3-3
Aliaksei Protas	2-1-3	1-0-1	0-5-5	0-1-1		0-3-3	1-1-2
Rasmus Sandin						1-12-13	2-0-2
Conor Sheary	4-3-7	3-1-4	4-11-15	1-3-4		3-2-5	0-2-2
Craig Smith						3-0-3	2-1-3
Joe Snively		0-1-1			1-1-2		1-0-1
Dylan Strome	2-5-7	3-8-11	3-7-10	3-5-8	2-2-4	5-12-17	5-3-8
Trevor van Riemsdyk	0-2-2	1-2-3	3-1-4	2-3-5	0-3-3	1-5-6	
Tom Wilson				2-1-3	3-1-4	4-5-9	4-2-6

# 2022-23 Statistics & Notes

## CAPITALS MULTIPLE GAMES

	GOALS			ASSISTS			POINTS				TOTAL
	2	3+	TOTAL	2	3+	TOTAL	2	3	4	5	
Nicolas Aube-Kubel				2		2	3				3
Nicklas Backstrom							1				1
John Carlson	1		1	2		2	7				7
Gabriel Carlsson				1		1	1				1
Nic Dowd	1		1				1	1			2
Lars Eller				1		1	1				1
Martin Fehervary							1				1
Erik Gustafsson		1	1	3	2	5	4	4			8
Garnet Hathaway				1		1	2				2
Matt Irwin							1				1
Nick Jensen	1		1	2		2	4				4
Marcus Johansson				2		2	1	1			2
Evgeny Kuznetsov	2		2	6	2	8	6	2	2		10
Anthony Mantha							6				6
Sonny Milano	1		1	2	1	3	4	2			6
Dmitry Orlov				2	1	3	3	1			4
T.J. Oshie	2		2	2		2	9	1			10
Alex Ovechkin	7	2	9	6		6	13	5	2		20
Aliaksei Protas				1		1	2				2
Rasmus Sandin					2	2	1	2			3
Conor Sheary				3		3	5				5
Craig Smith	1		1				2				2
Joe Snively							1				1
Dylan Strome	3		3	6	1	7	14	3			17
Trevor van Riemsdyk	1		1	1		1	2				2
Tom Wilson	1		1	2		2	7				7
<b>TOTAL</b>	<b>21</b>	<b>3</b>	<b>24</b>	<b>45</b>	<b>9</b>	<b>54</b>	<b>101</b>	<b>22</b>	<b>4</b>	<b>0</b>	<b>128</b>

# 2022-23 Statistics & Notes

RECORD WITH A	GOAL	ASSIST	POINT	RECORD WITH A	GOAL	ASSIST	POINT
Nick Jensen	1-2-1	13-4-5	13-6-6	Martin Fehervary	3-2-1	5-4-1	8-5-2
Vincent Iorio		1-0-0	1-0-0	Tom Wilson	6-5-1	4-2-1	7-6-2
Alex Ovechkin	18-8-5	17-6-4	25-13-8	Beck Malenstyn	1-0-0	1-0-0	2-0-0
Dmitry Orlov	3-0-0	9-3-0	11-3-0	Matt Irwin	1-1-0	1-1-1	2-1-1
Sonny Milano	6-2-2	9-5-4	14-7-4	Erik Gustafsson	5-0-0	12-10-2	14-10-2
Craig Smith	2-1-1	1-0-0	2-1-1	Trevor Van Riemsdyk	4-0-2	6-9-0	10-9-2
Dylan Strome	7-9-3	17-13-4	19-18-7	Aliaksei Protas	3-1-0	7-1-1	9-2-1
Gabriel Carlsson		1-0-0	1-0-0	Conor Sheary	6-5-4	10-5-4	15-10-7
Nicklas Backstrom	3-4-0	7-5-2	9-9-2	John Carlson	4-3-1	11-6-0	12-8-1
Lars Eller	6-1-0	6-2-0	12-3-0	T.J. Oshie	10-6-1	8-4-2	13-9-2
Garnet Hathaway	7-2-0	5-0-1	11-2-1	Marcus Johansson	8-4-1	8-4-1	15-8-2
Dylan McIlrath		1-0-0	1-0-0	Joe Snively	0-1-1	0-2-0	0-2-1
Nic Dowd	8-2-1	7-3-2	13-5-3	Evgeny Kuznetsov	7-2-1	21-8-3	24-10-4
Alex Alexeyev		4-1-0	4-1-0	Nicolas Aube-Kubel	2-2-0	5-1-0	6-3-0
Rasmus Sandin	1-1-1	2-5-1	3-5-2	Charlie Lindgren		0-0-1	0-0-1
Anthony Mantha	8-3-0	10-4-1	14-6-1				

## CAPITALS' THREE STARS

	1st	2nd	3rd	Selections	Points (5, 3, 1)
Nicolas Aube-Kubel		1	1	2	4
Nicklas Backstrom	1	1		2	8
John Carlson	2	3	2	7	21
Nic Dowd	1	1	2	4	10
Martin Fehervary			2	2	2
Erik Gustafsson	1	4	2	7	19
Garnet Hathaway	1	1		2	8
Matt Irwin			1	1	1
Nick Jensen		1	1	2	4
Marcus Johansson	2	1	4	7	17
Darcy Kuemper	10	2	3	15	59
Evgeny Kuznetsov	1	1	4	6	12
Charlie Lindgren	1	4	3	8	20
Beck Malenstyn		1		1	3
Anthony Mantha		1	3	4	6
Sonny Milano		2	2	4	8
Dmitry Orlov	2	1		3	13
T.J. Oshie	2	4	1	7	23
Alex Ovechkin	10	2	3	15	59
Aliaksei Protas			1	1	1
Conor Sheary		1	3	4	6
Craig Smith		1	1	2	4
Joe Snively		1		1	3
Dylan Strome	2	2	7	11	23
Trevor van Riemsdyk	1	1		2	7
Tom Wilson	1	2	1	4	12

# 2022-23 Highs, Lows & Streaks

## TEAM

Most goals, game: 9 – 12/31/22 vs. MTL  
 Most goals, period: 4 – nine times, m.r. 3/4/23 at SJS  
 Most goals allowed, game: 7 – twice, m.r. 3/21 vs. CBJ  
 Most goals allowed, period: 4 – three times, m.r. 4/6/23 at MTL  
 Most shots, game: 51 – 11/17/22 at STL  
 Most shots, period: 22 – four times, m.r. 1/26/23 vs. PIT  
 Most shots allowed, game: 45 – 12/29/22 vs. OTT  
 Most shots allowed, period: 22 – twice, m.r. 11/15/22 at FLA  
 Fewest shots, game: 19 – 1/8/22 vs. CBJ  
 Fewest shots, period (regulation): 3 – three times, m.r. 4/8/23 vs. FLA  
 Fewest shots allowed, game: 18 – 3/11/23 at NYI  
 Fewest shots allowed, period (regulation): 3 – five times, m.r. 3/29/23 vs. NYI  
 Most power-play goals, game: 4 – 11/7/22 vs. EDM  
 Most power-play goals allowed, game: 2 – four times, m.r. 4/11/23 at BOS  
 Most shorthanded goals, game: 1 – four times, m.r. 12/27/22 at NYR  
 Most shorthanded goals allowed, game: 2 – 4/6/23 at MTL  
 Largest margin of victory: 7 – 12/31/22 vs. MTL  
 Largest margin of defeat: 4 – six times, m.r. 4/6/23 at MTL  
 Longest winning streak: 5 – twice, m.r. 12/17/22 – 12/27/22: 5-0-0  
 Longest home winning streak: 3 – three times, m.r. 12/17/22 – 12/23/22: 3-0-0  
 Longest road winning streak: 7 – 12/5/22 – 1/5/22: 7-0-0\*  
 Longest losing streak: 6 – 2/12/23 – 2/23/23: 0-6-0  
 Longest home losing streak: 5 – 2/12/23 – 2/23/23: 0-5-0  
 Longest road losing streak: 6 – 3/14/23 – 4/11/23: 0-6-0  
 Largest deficit overcome in a win: 3, 1/16/23 at NYI  
 Largest deficit overcome in an OT or SO loss: 2, 1/3/23 vs. BUF  
 Largest lead surrendered in a regulation loss: 2, twice, m.r. 11/5/22 vs. ARI  
 Largest lead surrendered in an OT or SO loss: 3, twice, m.r. 4/13/23 vs. NJD

\*Franchise record

## INDIVIDUAL

Most goals, game: 3 –  
 Alex Ovechkin: 12/31/22 vs. MTL  
 Erik Gustafsson: 12/17/22 vs. TOR  
 Alex Ovechkin: 12/13/22 at CHI  
 Most goals, period: 2 –  
 Alex Ovechkin: 3/4/23 at SJS  
 Craig Smith: 3/4/23 at SJS  
 T.J. Oshie: 1/5/23 at CBJ  
 Alex Ovechkin: 12/31/22 vs. MTL  
 Nic Dowd: 12/19/22 vs. DET  
 Alex Ovechkin: 12/13/22 at CHI  
 Alex Ovechkin: 12/7/22 at PHI  
 Alex Ovechkin: 11/29/22 at VAN  
 Most assists, game: 3 –  
 Rasmus Sandin: 3/4/23 at SJS  
 Erik Gustafsson: 2/16/23 vs. FLA  
 Dylan Strome: 1/5/23 at CBJ  
 Evgeny Kuznetsov: 12/31/22 vs. MTL  
 Sonny Milano: 12/17/22 vs. TOR  
 Erik Gustafsson: 11/7/22 vs. EDM  
 Dmitry Orlov: 10/22/22 vs. LAK  
 Evgeny Kuznetsov: 10/17/22 vs. VAN  
 Most points, game: 4 –  
 Evgeny Kuznetsov: 2/25/23 vs. NYR  
 Alex Ovechkin: 12/13/22 at CHI  
 Evgeny Kuznetsov: 11/7/22 vs. EDM  
 Alex Ovechkin: 10/17/22 vs. VAN  
 Most power-play goals, game: 2 – twice, m.r. Alex Ovechkin: 3/19/23 at MIN  
 Most shorthanded goals, game: 1 – four times, m.r. Conor Sheary: 12/27/22 at NYR  
 Most penalty minutes, game: 19 – T.J. Oshie: 3/19/23 at MIN  
 Most saves, game: 41 – Darcy Kuemper: 12/29/22 vs. OTT  
 Most saves, period: 21 – Darcy Kuemper: 11/15/22 at FLA  
 Most ice time, game: 29:58 – Rasmus Sandin, 3/9/23 vs. NJD  
 Most shots on goal, game: 9 – twice, m.r. Alex Ovechkin: 12/9/22 vs. SEA  
 Most face-off wins, game: 18 – Nic Dowd, 1/3/23 vs. BUF  
 Most face-offs taken, game: 26 – twice, m.r. Nicklas Backstrom, 4/11/23 at BOS  
 Most hits, game: 11 – Alex Ovechkin, 3/30/23 at TBL  
 Most blocked shots, game: 6 – four times, m.r. Trevor van Riemsdyk, 2/23/23 vs. ANA  
 Longest point streak: 7 games –  
 Evgeny Kuznetsov: 12/22/22 – 1/5/23: 2g-9a-11  
 Erik Gustafsson: 12/7/22 – 12/31/22: 6g-7a-13p  
 Longest goal streak: 4 games –  
 Tom Wilson: 4/8/23-4/13/23: 4 goals  
 Dylan Strome: 4/2/23 – 4/10/23: 5 goals  
 Alex Ovechkin: 3/19/23 – 3/25/23: 5 goals  
 Alex Ovechkin: 12/29/22 – 1/5/23: 7 goals  
 Alex Ovechkin: 12/7/22 – 12/13/22: 7 goals  
 Longest assist streak: 6 games – Erik Gustafsson: 12/19/22 – 12/31/22: 7a

# 2022-23 Shootouts & Penalty Shots

## SHOOTOUTS

Date	Shootout Score	Rounds	Clinching Goal	Goaltender	Site
10/31/22	Carolina 2 - Washington 1	3	Andrei Svechnikov	Darcy Kuemper	Carolina
11/17/22	St. Louis 2 - Washington 1	6	Pavel Buchnevich	Charlie Lindgren	St. Louis
1/26/23	Washington 2 - Pittsburgh 1	3	Nicklas Backstrom	Darcy Kuemper	Washington
3/9/23	New Jersey 1 - Washington 0	4	Timo Meier	Darcy Kuemper	Washington
3/15/23	Washington 2 - Buffalo 0	2	T.J. Oshie	Charlie Lindgren	Washington
3/29/23	NY Islanders 2 - Washington 1	3	Kyle Palmieri	Darcy Kuemper	Washington

Shooter	Goals/Shots	Pct.	GDG
Evgeny Kuznetsov	5/6	83.3	1
Nicklas Backstrom	1/3	33.3	1
T.J. Oshie	1/4	25.0	0
Alex Ovechkin	0/3	0/0	0
Dylan Strome	0/2	0.0	0
Conor Sheary	0/1	0.0	0
Anthony Mantha	0/1	0.0	0
John Carlson	0/1	0.0	0

Goaltender	Record	SV/SA	SV%
Charlie Lindgren	1-1	6/8	.750
Darcy Kuemper	1-3	6/12	.500

## PENALTY SHOTS

### Capitals

Marcus Johansson	at Winnipeg	12/11/22	Connor Hellebuyck	Goal
Anthony Mantha	at Anaheim	3/1/23	John Gibson	Save

### Opponents

None

## 2022-23 GAME-BY-GAME STATISTICS

Date	Opp.	Jensen #3	Iorio #6	Ovechkin #8	Borgstrom #13	Milano #15	Smith #16	Strome #17
Oct 12	Vs BOS	0-0,2/2 17:12	DNP	0-0,3/-2 22:08	DNP	DNP		0-1,1/-2 19:54
Oct 13	@ TOR	0-0,2/-1 17:28	DNP	0-0,4/-1 22:18	DNP	DNP		0-0,0/0 20:37
Oct 15	Vs MTL	0-1,0/0 21:22	DNP	0-1,6/0 17:27	DNP	DNP		0-1,2/0 15:58
Oct 17	Vs VAN	0-1,1/1 21:39	DNP	2-2,4/1 18:02	DNP	DNP		1-1,3/-1 17:14
Oct 20	@ OTT	0-0,1/0 18:52	DNP	0-0,2/-2 19:59	DNP	DNP		0-0,1/-1 18:07
Oct 22	Vs LAK	0-1,2/0 19:55	DNP	0-0,3/-2 19:52	DNP	DNP		0-0,3/0 16:51
Oct 24	@ NJD	1-1,1/1 20:08	DNP	1-0(W),5/-1 18:46	DNP	DNP		0-2,0/-1 18:03
Oct 27	@ DAL	0-0,1/-1 18:22	DNP	0-0,7/-1 24:13	DNP	DNP		0-0,1/0 19:38
Oct 29	@ NSH	0-1,2/3 25:25	DNP	1-0,5/1 21:43	DNP	DNP		0-0,1/2 16:26
Oct 31	@ CAR	0-1,1/1 26:02	DNP	1-0,3/0 19:56	DNP	DNP		1-0,3/1 18:04
Nov 1	Vs VGK	0-0,1/0 21:09	DNP	0-1,1/-1 15:54	DNP	DNP		0-2,1/0 19:44
Nov 3	@ DET	0-0,1/0 21:27	DNP	1-0,3/0 20:48	DNP	DNP		0-0,3/0 19:04
Nov 5	Vs ARI	0-0,4/-1 25:29	DNP	1-0,6/-1 22:35	DNP	0-0,3/-1 13:20		0-0,2/-1 15:35
Nov 7	Vs EDM	0-0,2/-2 22:32	DNP	1-1,5/-2 20:53	DNP	0-0,0/0 12:25		2-1,4/0 15:54
Nov 9	Vs PIT	0-1,1/1 23:12	DNP	0-0,1/-2 21:07	DNP	0-1,2/-1 12:27		0-0,1/-2 15:01
Nov 11	Vs TBL	0-1,1/1 19:51	DNP	0-1,3/1 22:49	DNP	2-1(W),4/3 14:17		0-0,1/0 16:31
Nov 13	@ TBL	0-0,0/0 18:20	DNP	0-0,3/-2 24:04	DNP	0-0,0/-2 13:18		0-0,1/-3 16:01
Nov 15	@ FLA	0-0,0/-2 17:27	DNP	0-0,3/-1 25:31	DNP	0-0,3/0 13:06		1-0,5/-1 16:40
Nov 17	@ STL	0-1,1/1 21:14	DNP	1-2,9/2 21:28	DNP	0-0,2/-2 13:21		0-2,1/0 13:28
Nov 19	Vs COL	0-0,0/-1 17:36	DNP	0-0,2/-1 20:49	DNP	0-0,0/0 13:27		0-0,2/0 14:24
Nov 23	Vs PHI	0-0,2/-1 20:52	DNP	1-1(W),4/1 23:03	DNP	1-0,2/0 12:55		0-1,2/1 18:33
Nov 25	Vs CGY	0-0,0/1 20:59	DNP	1-1,3/1 16:59	DNP	0-2,0/1 13:37		0-0,1/1 15:35
Nov 26	@ NJD	0-0,1/0 18:12	DNP	0-0,8/-2 21:34	DNP	0-0,4/0 14:57		0-1,5/-1 16:59
Nov 29	@ VAN	0-0,3/2 21:42	DNP	2-0(W),5/2 15:48	DNP	0-0,2/0 13:36		0-1,1/1 14:19
Dec 1	@ SEA	0-0,0/1 22:27	DNP	0-2,5/0 18:31	DNP	0-0,1/0 14:55		0-0,0/0 16:04
Dec 3	@ CGY	0-0,2/-1 20:39	DNP	0-0,1/-1 20:25	DNP	0-1,0/-3 13:20		0-1,3/-2 17:45
Dec 5	@ EDM	0-1,1/1 22:07	DNP	0-0,5/-1 21:11	DNP	0-1,0/0 15:54		0-1,6/-1 16:40
Dec 7	@ PHI	0-0,1/0 19:44	DNP	2-0,8/3 19:10	DNP	0-0,1/0 14:01		1-1(W),1/1 20:08
Dec 9	Vs SEA	0-0,1/0 22:20	DNP	1-1,9/1 23:50	DNP	0-1,0/0 15:13		0-0,3/0 20:03
Dec 11	@ WPG	0-0,1/1 21:06	DNP	1-0,3/-1 16:02	DNP	0-0,2/0 11:47		0-0,1/-2 15:33
Dec 13	@ CHI	0-1,0/3 22:16	DNP	3-1,5/3 16:55	DNP	0-1,0/0 13:47		0-1,1/2 16:14
Dec 15	Vs DAL	0-0,3/-1 21:19	DNP	0-1,5/1 22:16	DNP	DNP		0-1,1/1 19:51
Dec 17	Vs TOR	0-1,1/1 19:47	DNP	0-0,2/0 18:15	DNP	0-3,1/2 13:25		0-0,0/-1 16:24
Dec 19	Vs DET	0-1,1/-1 21:31	DNP	0-1,3/0 24:31	DNP	0-0,1/0 15:08		0-0,0/0 16:00
Dec 22	@ OTT	0-0,2/0 25:02	DNP	0-2,6/1 20:13	DNP	1-0,2/1 12:19		0-0,1/0 16:17
Dec 23	Vs WPG	0-0,1/0 16:47	DNP	2-1,7/2 22:02	DNP	1-0(W),2/1 12:44		0-1,0/0 15:42
Dec 27	@ NYR	0-0,1/0 20:30	DNP	0-0,1/1 17:32	DNP	0-0,2/0 11:23		0-1,2/1 16:34
Dec 29	Vs OTT	0-2,1/0 24:07	DNP	1-0,6/1 21:17	DNP	0-0,1/-1 10:39		1-0,2/2 14:17
Dec 31	Vs MTL	0-0,1/0 19:51	DNP	3-0,5/2 19:31	DNP	0-0,2/1 14:14		1-0,4/1 17:41
Jan 3	Vs BUF	0-1,0/-1 22:01	DNP	2-0,7/2 20:33	DNP	1-1,4/2 14:55		0-0,1/-1 15:35
Jan 5	@ CBJ	0-1,3/0 21:31	DNP	1-0,2/0 18:08	DNP	0-0,1/1 13:15		0-3,3/2 15:19
Jan 6	Vs NSH	0-0,1/-1 19:33	DNP	0-0,4/0 22:29	DNP	1-0,4/1 15:15		0-0,1/-1 19:15
Jan 8	Vs CBJ	0-0,2/0 22:33	DNP	0-0,5/0 19:46	DNP	0-0,0/0 12:11		0-0,0/0 15:06
Jan 11	@ PHI	0-1,0/1 21:30	DNP	0-0,6/-2 20:43	DNP	0-0,1/0 16:35		0-0,0/-1 13:01
Jan 14	Vs PHI	0-0,2/-1 20:26	DNP	1-0,5/0 21:50	DNP	0-0,2/0 12:25		DNP
Jan 16	@ NYI	0-0,2/2 20:54	DNP	0-1,2/1 21:25	DNP	0-1,1/0 17:38		0-0,0/0 18:32
Jan 17	Vs MIN	0-0,1/-1 20:02	DNP	0-2,3/0 21:41	DNP	0-0,0/-2 13:31		1-0,3/1 15:46
Jan 19	@ ARI	0-1,4/1 21:07	DNP	0-0,2/1 17:54	DNP	1-0,1/1 10:45		2-0(W),4/2 14:59
Jan 21	@ VGK	0-0,0/-3 20:00	DNP	DNP	DNP	0-0,2/-3 13:19		0-1,1/-1 17:06
Jan 24	@ COL	0-0,2/-1 19:53	DNP	1-0,3/0 23:32	DNP	0-0,0/-1 13:35		0-1,3/0 18:03
Jan 26	Vs PIT	0-0,3/-1 24:37	DNP	1-0,7/-1 21:05	DNP	0-1,0/1 12:38		0-0,2/-1 18:26
Jan 29	@ TOR	0-0,0/-1 19:57	DNP	0-0,6/-2 22:10	DNP	0-0,0/0 11:11		0-0,1/-1 16:15
Jan 31	@ CBJ	0-1,1/0 23:17	DNP	0-0,3/-1 16:30	DNP	0-0,2/-1 13:11		0-0,1/-1 11:18
Feb 11	@ BOS	0-0,1/0 23:41	DNP	0-0,2/0 18:00	DNP	0-0,0/-1 10:18		0-0,1/0 13:38
Feb 12	Vs SJS	0-0,1/0 19:46	DNP	0-0,1/-1 20:34	DNP	0-0,1/0 09:25		0-0,2/0 12:09
Feb 14	Vs CAR	0-0,1/0 18:57	DNP	DNP	DNP	0-0,5/0 13:08		0-0,3/1 18:00
Feb 16	Vs FLA	0-0,2/-1 18:06	DNP	DNP	DNP	0-0,0/-3 11:41		1-0,8/0 18:21
Feb 18	@ CAR	0-0,1/-2 20:38	DNP	DNP	DNP	0-1,2/0 12:46		0-0,0/-2 15:29
Feb 21	Vs DET	0-0,2/-1 16:46	DNP	DNP	DNP	0-0,1/-1 13:47		0-0,0/0 19:52
Feb 23	Vs ANA	1-0,3/-2 23:28	DNP	0-0,5/-2 21:36	DNP	0-0,1/0 08:43		0-0,3/-1 15:45
Feb 25	Vs NYR	0-0,2/1 20:55	DNP	0-2,2/2 17:43	DNP	1-0(W),1/2 12:20	0-0,1/1 11:22	0-1,2/0 13:37
Feb 26	@ BUF	0-2,1/1 24:42	DNP	1-0,7/-2 16:03	DNP	1-0,2/1 15:03	0-0,1/-1 11:33	1-1,2/1 15:27
Mar 1	@ ANA	0-0,1/0 02:29	DNP	0-0,3/1 22:38	DNP	0-0,1/-1 13:02	0-0,2/1 10:53	0-0,2/-1 19:08
Mar 4	@ SJS	DNP	0-1,1/2 14:48	2-1,4/1 17:06	DNP	0-2,1/3 12:17	2-0(W),3/3 12:52	1-2,1/4 13:02
Mar 6	@ LAK	DNP	0-0,2/-1 15:57	1-0,4/-3 17:47	DNP	0-1,1/0 12:02	0-0,0/-1 10:21	0-1,3/0 17:10
Mar 9	Vs NJD	DNP	0-0,0/-1 12:17	0-0,2/0 18:28	DNP	0-1,0/0 11:56	0-0,1/1 14:00	1-0,2/0 15:25
Mar 11	@ NYI	0-0,0/1 19:13	DNP	0-1,4/0 19:49	DNP	0-0,1/2 10:52	0-0,0/1 09:46	1-1,1/3 14:19
Mar 14	@ NYR	0-0,3/-1 19:03	DNP	DNP	DNP	DNP	0-0,3/-1 12:12	0-1,1/0 18:56
Mar 15	Vs BUF	0-0,3/0 17:15	DNP	1-1,5/0 19:32	DNP	DNP	0-0,4/-1 13:18	0-2,2/-1 16:43
Mar 17	Vs STL	DNP	DNP	0-1,4/-4 21:00	DNP	0-1,1/0 13:40	0-0,2/1 09:32	0-0,2/-2 16:42
Mar 19	@ MIN	DNP	DNP	2-1,8/-1 17:56	DNP	0-0,1/-1 12:46	0-0,3/-1 13:00	1-1,2/0 17:36
Mar 21	Vs CBJ	2-0,5/1 22:12	DNP	1-0,3/2 20:30	DNP	1-1,1/0 10:17	0-0,2/-1 13:02	0-1,3/1 17:43
Mar 23	Vs CHI	0-0,2/0 20:11	DNP	1-1,3/2 17:39	DNP	0-0,0/-1 13:05	0-0,1/0 11:21	0-2,3/1 14:50
Mar 25	@ PIT	0-0,0/0 20:50	DNP	1-0,4/-2 21:04	DNP	DNP	0-0,2/-1 04:54	1-1,6/1 17:16
Mar 29	Vs NYI	0-0,3/-1 20:27	DNP	0-0,1/-1 18:48	DNP	DNP	0-0,1/0 11:43	0-0,1/0 17:48
Mar 30	@ TBL	0-0,3/1 21:10	DNP	0-0,2/-3 21:09	DNP	DNP	1-0,4/1 10:30	0-0,2/-3 16:23
Apr 2	Vs NYR	0-0,0/-1 20:36	DNP	0-1,1/1 18:27	DNP	0-0,1/-1 10:59	0-0,3/-1 12:29	1-0,1/0 16:40
Apr 6	@ MTL	0-1,1/-1 19:02	DNP	0-1,1/-2 21:50	DNP	0-0,2/-1 10:06	0-0,5/-1 18:48	1-1,2/-2 16:10
Apr 8	Vs FLA	0-0,1/-1 21:43	DNP	DNP	DNP	0-0,2/0 15:31	0-0,3/0 11:42	1-0,4/0 19:23
Apr 10	Vs NYI	0-0,3/2 22:04	DNP	DNP	DNP	0-0,0/-1 11:31	1-1(W),3/1 15:17	2-0,4/3 15:06
Apr 11	@ BOS	1-0,1/0 19:36	DNP	DNP	0-0,0/0 08:10	0-0,0/-1 08:50	0-0,6/0 17:08	0-1,1/0 20:44
Apr 13	Vs NJD	0-1,1/0 21:18	DNP	0-1,4/-2 20:02	DNP	0-1,0/1 11:59	1-0, 3/0 17:39	0-1,0/0 19:43

Goals-Assists-PIM/Rating

DND-Did Not Dress

INJ-Injured

SPD-Suspension

## 2022-23 GAME-BY-GAME STATISTICS

Date	Opp.	Carlsson #18	Backstrom #19	McMichael #24	McIlrath #25	Dowd #26	Alexeyev #27	Brown #28
Oct 12	Vs BOS	DNP	DNP	DNP	DNP	0-1,0/1 11:38	DNP	0-0,2/-2 19:28
Oct 13	@ TOR	DNP	DNP	DNP	DNP	1-0,1/0 11:22	DNP	0-0,0/-1 18:39
Oct 15	Vs MTL	DNP	DNP	DNP	DNP	0-0,3/-1 14:43	DNP	0-0,0/1 17:13
Oct 17	Vs VAN	DNP	DNP	DNP	DNP	0-0,0/-1 11:33	DNP	0-0,0/-1 11:44
Oct 20	@ OTT	DNP	DNP	0-0,0/0 08:33	DNP	0-0,0/-1 13:34	DNP	DNP
Oct 22	Vs LAK	DNP	DNP	DNP	DNP	1-0,1/1 10:52	DNP	DNP
Oct 24	@ NJD	DNP	DNP	DNP	DNP	1-0,1/1 15:52	DNP	DNP
Oct 27	@ DAL	DNP	DNP	DNP	DNP	0-0,0/0 09:56	DNP	DNP
Oct 29	@ NSH	DNP	DNP	DNP	DNP	0-1,1/1 14:31	DNP	DNP
Oct 31	@ CAR	DNP	DNP	0-0,0/-1 06:53	DNP	0-0,0/0 14:36	DNP	DNP
Nov 1	Vs VGK	DNP	DNP	DNP	DNP	0-0,0/0 14:17	DNP	DNP
Nov 3	@ DET	DNP	DNP	0-0,1/0 08:56	DNP	0-0,2/-1 13:58	DNP	DNP
Nov 5	Vs ARI	DNP	DNP	0-0,0/0 11:29	DNP	0-0,3/0 13:54	DNP	DNP
Nov 7	Vs EDM	DNP	DNP	DNP	DNP	0-0,0/-1 14:00	DNP	DNP
Nov 9	Vs PIT	DNP	DNP	DNP	DNP	0-0,0/-1 15:24	0-0,1/-1 11:48	DNP
Nov 11	Vs TBL	DNP	DNP	DNP	DNP	0-0,0/1 17:48	DNP	DNP
Nov 13	@ TBL	DNP	DNP	0-0,0/1 09:17	DNP	0-0,0/0 14:41	DNP	DNP
Nov 15	@ FLA	DNP	DNP	DNP	DNP	0-0,0/-1 12:21	DNP	DNP
Nov 17	@ STL	DNP	DNP	0-0,1/0 08:01	DNP	0-1,3/0 15:06	DNP	DNP
Nov 19	Vs COL	DNP	DNP	DNP	DNP	0-0,1/0 14:17	DNP	DNP
Nov 23	Vs PHI	DNP	DNP	DNP	DNP	0-0,0/0 09:00	DNP	DNP
Nov 25	Vs CGY	DNP	DNP	DNP	DNP	0-0,0/0 13:42	DNP	DNP
Nov 26	@ NJD	DNP	DNP	DNP	DNP	0-0,1/0 11:38	DNP	DNP
Nov 29	@ VAN	DNP	DNP	DNP	DNP	0-1,0/2 14:39	DNP	DNP
Dec 1	@ SEA	DNP	DNP	DNP	DNP	0-0,1/0 14:48	DNP	DNP
Dec 3	@ CGY	DNP	DNP	DNP	DNP	0-0,1/0 09:37	0-0,0/-1 17:00	DNP
Dec 5	@ EDM	DND	DNP	DNP	DNP	1-0(W),2/1 11:41	0-0,2/0 12:16	DND
Dec 7	@ PHI	DND	DNP	DNP	DNP	0-0,0/0 11:37	0-0,0/0 12:05	DND
Dec 9	Vs SEA	DND	DNP	DNP	DNP	0-0,0/0 10:22	0-1,0/1 07:42	DND
Dec 11	@ WPG	DND	DNP	DNP	DNP	0-1,1/1 12:38	DNP	DND
Dec 13	@ CHI	DND	DNP	DNP	DNP	1-0(W),2/2 13:39	DNP	DND
Dec 15	Vs DAL	DND	DNP	DNP	DNP	0-0,1/0 09:39	DNP	DND
Dec 17	Vs TOR	DNP	DNP	DNP	DNP	DNP	DNP	DNP
Dec 19	Vs DET	DNP	DNP	DNP	DNP	2-1,2/2 13:39	DNP	DNP
Dec 22	@ OTT	DNP	DNP	DNP	DNP	0-0,5/0 12:03	DNP	DNP
Dec 23	Vs WPG	DNP	DNP	DNP	DNP	1-0,1/1 13:35	DNP	DNP
Dec 27	@ NYR	DNP	DNP	DNP	DNP	0-0,1/0 14:58	0-0,0/0 15:39	DNP
Dec 29	Vs OTT	DNP	DNP	DNP	DNP	0-0,1/0 15:52	0-0,0/0 12:50	DNP
Dec 31	Vs MTL	DNP	DNP	DNP	DNP	1-1(W),2/2 13:03	DNP	DNP
Jan 3	Vs BUF	DNP	DNP	DNP	DNP	1-0,1/-1 15:01	DNP	DNP
Jan 5	@ CBJ	DNP	DNP	DNP	DNP	DNP	0-1,2/1 19:20	DNP
Jan 6	Vs NSH	DNP	DNP	DNP	DNP	0-0,1/-1 12:03	DNP	DNP
Jan 8	Vs CBJ	DNP	0-0,1/0 14:03	DNP	DNP	0-1,0/1 13:56	0-0,1/0 14:47	DNP
Jan 11	@ PHI	DNP	0-1,1/0 16:38	DNP	DNP	0-1,2/2 10:45	0-0,0/-1 10:49	DNP
Jan 14	Vs PHI	DNP	0-0,2/0 17:00	DNP	DNP	0-0,1/-1 13:35	DNP	DNP
Jan 16	@ NYI	DNP	0-1,3/1 18:29	DNP	DNP	0-0,0/0 00:57	DNP	DNP
Jan 17	Vs MIN	DNP	0-0,2/-3 17:42	DNP	DNP	DNP	DNP	DNP
Jan 19	@ ARI	DNP	0-1,3/1 15:24	DNP	DNP	DNP	0-0,0/1 15:14	DNP
Jan 21	@ VGK	DNP	0-0,2/-2 15:25	DNP	DNP	DNP	0-0,1/-3 16:31	DNP
Jan 24	@ COL	DNP	DNP	DNP	DNP	DNP	DNP	DNP
Jan 26	Vs PIT	DNP	0-1,3/1 13:53	DNP	DNP	DNP	DNP	DNP
Jan 29	@ TOR	DNP	1-0,2/-2 14:11	DNP	DNP	DNP	DNP	DNP
Jan 31	@ CBJ	DNP	0-0,3/-1 17:46	DNP	DNP	DNP	DNP	DNP
Feb 11	@ BOS	DNP	1-0,2/-1 15:58	DNP	DNP	DNP	DNP	DNP
Feb 12	Vs SJS	DNP	0-0,0/-1 19:29	DNP	DNP	DNP	DNP	DNP
Feb 14	Vs CAR	DNP	0-0,2/0 17:19	DNP	DNP	DNP	DNP	DNP
Feb 16	Vs FLA	DNP	1-0,1/-3 19:24	DNP	0-0,0/-2 11:31	DNP	DNP	DNP
Feb 18	@ CAR	DNP	0-0,0/0 17:29	DNP	DNP	DNP	DNP	DNP
Feb 21	Vs DET	DNP	0-1,2/-1 19:15	DNP	0-0,0/0 08:38	0-0,1/-1 13:28	DNP	DNP
Feb 23	Vs ANA	DNP	0-1,3/-1 17:31	DNP	0-0,0/-1 09:08	0-1,2/0 13:55	DNP	DNP
Feb 25	Vs NYR	DNP	0-0,0/0 15:12	DNP	0-0,1/0 15:54	0-0,0/-1 14:58	DNP	DNP
Feb 26	@ BUF	DNP	0-0,1/-1 14:34	DNP	0-0,0/-3 11:13	0-0,0/-2 11:33	DNP	DNP
Mar 1	@ ANA	DNP	0-1,0/0 16:08	DNP	0-1,0/0 13:39	0-0,3/0 15:10	0-1,3/1 25:07	DNP
Mar 4	@ SJS	0-2,1/3 19:00	0-0,1/0 16:49	DNP	DNP	0-1,0/1 13:31	0-0,0/1 23:07	DNP
Mar 6	@ LAK	0-0,0/-2 11:35	0-1,0/-1 15:43	DNP	DNP	0-0,0/0 12:34	0-0,1/-1 20:39	DNP
Mar 9	Vs NJD	0-0,1/0 16:16	0-0,1/1 16:03	DNP	DNP	0-0,0/0 16:39	0-0,0/-1 16:48	DNP
Mar 11	@ NYI	DNP	1-0,1/1 15:59	DNP	DNP	1-0,2/1 15:03	0-0,1/-1 11:55	DNP
Mar 14	@ NYR	DNP	0-0,1/-2 17:23	DNP	DNP	1-0,4/1 13:03	0-0,5/-2 12:53	DNP
Mar 15	Vs BUF	DNP	0-1,0/-1 16:30	DNP	DNP	0-0,0/0 16:48	0-1,0/1 18:40	DNP
Mar 17	Vs STL	0-0,1/-1 13:10	1-0,2/0 16:03	DNP	DNP	0-0,1/-1 13:21	0-1,1/1 22:41	DNP
Mar 19	@ MIN	0-0,0/-1 09:43	0-0,3/-1 18:18	DNP	DNP	0-0,0/-1 16:00	0-0,1/-1 22:14	DNP
Mar 21	Vs CBJ	0-0,0/0 12:50	0-1,1/0 14:59	DNP	DNP	0-1,1/1 12:37	0-0,4/1 21:54	DNP
Mar 23	Vs CHI	DNP	1-1,2/-1 17:34	DNP	DNP	1-0,1/2 13:18	0-0,1/2 17:31	DNP
Mar 25	@ PIT	DNP	0-0,1/-1 17:52	DNP	DNP	0-0,1/0 13:37	0-0,0/0 11:42	DNP
Mar 29	Vs NYI	DNP	0-0,0/0 17:46	DNP	DNP	0-0,1/0 13:45	0-0,1/1 17:42	DNP
Mar 30	@ TBL	DNP	0-0,1/-2 18:45	DNP	DNP	0-0,1/0 16:58	0-0,0/-1 15:49	DNP
Apr 2	Vs NYR	DNP	0-1,6/-1 14:38	DNP	DNP	0-0,0/-1 14:24	0-0,0/-1 19:20	DNP
Apr 6	@ MTL	DNP	1-0,2/-2 19:53	DNP	DNP	0-0,2/-1 17:24	0-0,1/-1 16:01	DNP
Apr 8	Vs FLA	DNP	0-0,0/-1 16:32	DNP	DNP	0-0,0/-1 12:53	0-0,0/1 13:38	DNP
Apr 10	Vs NYI	DNP	0-1,3/1 17:34	DNP	DNP	DNP	0-0,0/-1 18:55	DNP
Apr 11	@ BOS	DNP	0-0,0/-1 18:31	DNP	DNP	DNP	0-0,0/1 15:35	DNP
Apr 13	Vs NJD	DNP	0-1,1/-1 18:33	DNP	DNP	DNP	0-0,2/1 18:20	DNP

Goals-Assists-PIM/Rating

DND-Did Not Dress

INJ-Injured

SPD-Suspension

2022-23 GAME-BY-GAME STATISTICS

Date	Opp.	Sandin #38	Mantha #39	Fehervary #42	Wilson #43	Johansen #46	Malenstyn #47	Irwin #52
Oct 12	Vs BOS		1-0,6/-1 16:38	0-0,0/-1 18:44	DNP	DNP	DNP	DNP
Oct 13	@ TOR		0-0,1/0 14:21	0-0,0/0 18:17	DNP	DNP	DNP	DNP
Oct 15	Vs MTL		1-0(W),1/1 13:28	0-0,1/1 19:41	DNP	DNP	DNP	DNP
Oct 17	Vs VAN		0-0,0/-1 15:51	0-1,1/1 21:53	DNP	DNP	DNP	DNP
Oct 20	@ OTT		1-0,4/-1 14:50	0-0,3/0 17:10	DNP	DNP	DNP	DNP
Oct 22	Vs LAK		0-0,0/0 15:43	0-0,1/0 19:06	DNP	DNP	DNP	DNP
Oct 24	@ NJD		0-1,0/1 12:03	0-0,2/1 19:58	DNP	DNP	0-1,1/1 11:41	DNP
Oct 27	@ DAL		0-0,0/-2 16:50	0-0,0/-1 17:40	DNP	DNP	0-0,2/0 07:57	DNP
Oct 29	@ NSH		0-0,4/0 16:33	0-0,2/1 22:01	DNP	DNP	1-0(W),1/1 09:06	DNP
Oct 31	@ CAR		0-0,1/0 14:40	0-0,5/1 23:35	DNP	DNP	0-0,0/0 10:23	0-0,1/-1 10:59
Nov 1	Vs VGK		0-0,0/0 15:20	0-0,0/-1 22:14	DNP	DNP	0-0,0/0 03:42	0-0,2/0 13:56
Nov 3	@ DET		0-0,2/-1 17:20	0-0,4/0 19:40	DNP	DNP	DNP	0-0,3/-1 10:51
Nov 5	Vs ARI		1-1,1/0 12:03	0-0,1/-2 23:40	DNP	DNP	DNP	0-0,2/0 13:50
Nov 7	Vs EDM		0-0,1/-1 14:04	0-0,1/-1 22:33	DNP	0-0,1/0 11:47	DNP	0-0,1/1 13:20
Nov 9	Vs PIT		0-0,2/-2 16:02	0-0,2/0 22:40	DNP	DNP	DNP	0-0,0/-1 13:27
Nov 11	Vs TBL		1-1,2/1 13:27	0-1,1/1 19:13	DNP	DNP	DNP	0-0,1/1 10:03
Nov 13	@ TBL		0-1,1/1 13:43	0-0,0/0 18:23	DNP	DNP	DNP	0-0,0/2 11:09
Nov 15	@ FLA		0-1,4/1 18:25	0-0,1/-1 18:39	DNP	DNP	DNP	0-0,3/0 11:28
Nov 17	@ STL		0-0,2/0 17:10	0-0,2/-1 21:59	DNP	DNP	DNP	0-0,0/0 10:15
Nov 19	Vs COL		0-0,3/-2 15:19	0-0,1/-1 22:02	DNP	DNP	DNP	0-0,2/0 14:03
Nov 23	Vs PHI		0-0,1/-1 13:23	0-0,2/0 20:13	DNP	DNP	DNP	0-0,0/-1 09:52
Nov 25	Vs CGY		0-0,3/0 15:00	0-0,1/1 18:48	DNP	DNP	DNP	0-0,4/1 14:38
Nov 26	@ NJD		0-0,2/-3 12:56	0-0,1/0 20:52	DNP	DNP	DNP	0-0,1/-1 13:19
Nov 29	@ VAN		1-1,2/2 14:02	1-0,2/2 23:00	DNP	DNP	DNP	0-0,1/1 13:24
Dec 1	@ SEA		0-0,0/0 10:41	1-0,2/1 20:23	DNP	DNP	DNP	0-0,1/0 11:36
Dec 3	@ CGY		0-0,1/0 14:55	0-0,0/0 09:39	DNP	DNP	DNP	DNP
Dec 5	@ EDM		0-0,3/1 14:50	DNP	DNP	DNP	DNP	0-0,0/0 12:33
Dec 7	@ PHI		0-1,2/1 13:17	DNP	DNP	DNP	DNP	0-0,0/0 13:22
Dec 9	Vs SEA		1-1,3/1 11:06	DNP	DNP	DNP	DNP	0-1,2/2 13:56
Dec 11	@ WPG		0-1,2/1 13:24	DNP	DNP	0-0,2/0 13:32	DNP	0-0,0/0 16:57
Dec 13	@ CHI		1-1,3/2 13:04	DNP	DNP	DNP	DNP	0-0,0/-2 17:27
Dec 15	Vs DAL		0-0,2/0 16:14	DNP	DNP	DNP	DNP	0-0,1/0 12:00
Dec 17	Vs TOR		0-1,0/2 13:11	DNP	DNP	DNP	DNP	0-0,1/-1 15:40
Dec 19	Vs DET		0-0,6/0 17:04	DNP	DNP	DNP	DNP	0-0,3/0 11:07
Dec 22	@ OTT		0-0,0/-1 12:54	DNP	DNP	DNP	DNP	0-0,3/0 10:53
Dec 23	Vs WPG		0-0,3/0 11:42	DNP	DNP	DNP	DNP	0-0,1/0 17:36
Dec 27	@ NYR		0-1,4/1 11:48	DNP	DNP	DNP	DNP	0-0,0/0 15:41
Dec 29	Vs OTT		0-0,1/-3 15:11	DNP	DNP	DNP	DNP	0-0,1/0 13:24
Dec 31	Vs MTL		1-0,1/1 14:13	0-1,1/3 18:00	DNP	DNP	DNP	0-0,2/2 16:14
Jan 3	Vs BUF		0-1,1/1 15:05	0-0,0/0 17:01	DNP	DNP	DNP	0-1,0/0 16:22
Jan 5	@ CBJ		0-1,3/1 12:31	1-0(W),3/0 19:06	DNP	DNP	DNP	DNP
Jan 6	Vs NSH		0-0,2/-2 09:48	0-0,2/0 16:40	DNP	DNP	DNP	0-0,1/0 11:21
Jan 8	Vs CBJ		DNP	0-0,1/0 17:44	0-0,1/0 14:10	DNP	DNP	DNP
Jan 11	@ PHI		DNP	0-1,0/1 20:07	0-0,0/-2 14:44	DNP	DNP	DNP
Jan 14	Vs PHI		0-0,4/-1 17:09	0-0,2/-1 18:29	0-0,1/0 14:54	DNP	DNP	0-0,1/-1 09:08
Jan 16	@ NYI		0-0,4/0 17:36	0-0,1/-2 17:41	1-0,7/1 16:35	DNP	DNP	0-0,3/-1 09:46
Jan 17	Vs MIN		DNP	1-1,1/1 18:30	0-0,1/-3 17:36	DNP	DNP	0-0,1/0 06:58
Jan 19	@ ARI		DNP	0-0,1/0 16:48	1-1,1/1 16:16	DNP	DNP	DNP
Jan 21	@ VGK		0-0,2/-2 15:06	0-0,1/-1 17:48	0-0,0/-3 15:57	DNP	DNP	DNP
Jan 24	@ COL		0-1,0/1 16:37	0-1,2/0 17:00	0-0,2/-1 09:05	DNP	DNP	0-0,1/0 10:11
Jan 26	Vs PIT		0-0,2/0 14:41	0-0,2/-1 19:18	DNP	DNP	DNP	0-0,1/1 07:41
Jan 29	@ TOR		0-0,0/-1 12:46	0-0,0/-2 19:57	DNP	DNP	DNP	0-0,2/0 10:48
Jan 31	@ CBJ		0-0,0/-1 12:37	0-0,3/0 20:46	DNP	DNP	DNP	0-0,1/0 09:37
Feb 11	@ BOS		0-0,1/1 14:26	0-0,1/0 21:43	DNP	DNP	DNP	0-0,0/0 08:40
Feb 12	Vs SJS		DNP	0-0,0/0 18:36	DNP	DNP	DNP	0-0,0/0 10:17
Feb 14	Vs CAR		0-0,3/-1 17:57	0-0,1/-2 16:59	DNP	DNP	DNP	0-0,1/-2 10:25
Feb 16	Vs FLA		0-0,0/0 14:46	0-0,0/-4 19:12	DNP	DNP	DNP	DNP
Feb 18	@ CAR		0-0,3/-1 14:09	0-0,1/0 18:24	1-0,3/0 14:20	DNP	DNP	0-0,2/0 10:23
Feb 21	Vs DET		0-0,2/0 08:18	0-0,3/-1 19:18	1-0,3/-2 19:12	DNP	DNP	DNP
Feb 23	Vs ANA		DNP	0-1,2/-1 20:39	0-0,3/-3 18:42	DNP	DNP	0-0,1/0 12:08
Feb 25	Vs NYR		DNP	0-1,1/1 19:31	1-1,1/1 16:32	DNP	DNP	0-0,2/-2 18:41
Feb 26	@ BUF		DNP	0-0,3/0 24:44	0-0,0/-2 15:58	DNP	DNP	0-0,1/-3 14:21
Mar 1	@ ANA	DNP	0-0,2/1 14:14	1-0,2/-1 19:13	2-0(W),7/2 16:20	DNP	DNP	0-0,2/0 22:47
Mar 4	@ SJS	0-3,0/1 21:40	0-0,1/-1 12:10	DNP	0-1,0/0 15:01	DNP	DNP	1-0,2/3 18:34
Mar 6	@ LAK	1-1,1/0 25:06	0-0,1/0 13:42	DNP	0-0,3/-3 18:27	DNP	DNP	0-0,1/-2 14:27
Mar 9	Vs NJD	0-0,2/2 29:58	0-0,1/1 16:17	DNP	0-0,2/0 20:12	DNP	DNP	0-0,1/0 19:29
Mar 11	@ NYI	0-3,1/3 23:27	1-1,2/2 13:30	0-0,2/1 21:26	0-0,0/2 19:49	DNP	DNP	0-0,4/-1 13:52
Mar 14	@ NYR	0-1,3/-2 26:43	0-0,1/0 15:37	0-0,0/1 17:41	0-0,1/-1 20:56	DNP	DNP	1-1,1/2 11:17
Mar 15	Vs BUF	0-0,2/-3 26:31	0-0,0/-1 09:58	0-0,1/0 25:22	1-0,1/-1 17:18	DNP	DNP	0-0,1/0 13:12
Mar 17	Vs STL	0-1,1/-4 21:28	DNP	1-0,3/1 19:53	0-0,4/-2 21:14	DNP	DNP	0-0,1/-1 15:55
Mar 19	@ MIN	0-1,1/-2 24:38	DNP	0-0,0/-2 21:11	0-2,3/-1 20:01	DNP	DNP	0-0,2/-2 11:41
Mar 21	Vs CBJ	0-0,1/0 25:29	0-0,1/-2 15:58	0-1,1/0 24:13	0-2,2/2 19:08	DNP	DNP	0-0,5/-1 14:16
Mar 23	Vs CHI	0-0,1/0 19:58	1-0(W),2/1 13:19	0-0,1/1 19:11	0-0,5/1 17:49	DNP	DNP	DNP
Mar 25	@ PIT	0-0,0/-1 18:53	0-0,4/-2 12:00	0-0,2/0 20:30	1-0,3/1 19:56	DNP	DNP	DNP
Mar 29	Vs NYI	0-0,1/0 23:55	0-0,1/0 15:09	0-0,1/0 22:12	0-0,2/-1 16:27	DNP	DNP	DNP
Mar 30	@ TBL	0-1,0/0 22:31	0-0,2/1 14:16	0-0,0/-1 16:26	0-0,4/-3 19:46	DNP	DNP	DNP
Apr 2	Vs NYR	0-0,1/0 19:18	0-0,0/-1 10:11	0-0,3/-1 22:56	0-0,4/0 19:31	DNP	DNP	0-0,0/-1 12:34
Apr 6	@ MTL	0-0,0/0 17:50	DNP	0-0,0/-1 18:41	0-0,1/-1 17:34	DNP	DNP	0-0,1/0 13:37
Apr 8	Vs FLA	0-0,1/-1 21:57	DNP	0-0,1/-2 26:19	1-1,4/1 19:28	DNP	0-0,1/-1 11:37	0-0,0/0 10:51
Apr 10	Vs NYI	1-0,1/1 21:46	DNP	0-1,0/2 22:33	1-1,3/3 19:31	DNP	0-0,1/0 12:46	0-0,3/0 13:45
Apr 11	@ BOS	0-0,3/-1 22:25	DNP	0-0,2/-2 22:28	1-0,6/0 20:47	DNP	0-0,0/-1 11:18	0-0,0/0 16:02
Apr 13	Vs NJD	1-0,3/0 23:14	DNP	0-0,4/1 23:42	1-0,4/1 18:07	DNP	0-0,1/0 10:43	0-0, 1/1 13:13

Goals-Assists-PIM/Rating

DND-Did Not Dress

INJ-Injured

SPD-Suspension

## 2022-23 GAME-BY-GAME STATISTICS

Date	Opp.	van Riemsdyk #57	Protas #59	Sheary #73	Carlson #74	Oshie #77	Snively #91	Kuznetsov #92
Oct 12	Vs BOS	0-0,1/1 14:49	0-0,2/0 11:16	1-0,2/0 10:43	0-0,1/-4 25:51	0-0,1/-1 19:20	DNP	0-0,5/-2 21:41
Oct 13	@ TOR	0-1,0/1 16:08	0-0,2/0 11:06	0-0,2/0 11:54	0-0,3/0 25:23	0-1,1/1 19:16	DNP	0-0,0/-1 21:35
Oct 15	Vs MTL	0-1,1/1 16:07	0-0,1/0 10:57	1-0,2/0 14:13	0-0,1/1 23:04	1-1,5/1 17:00	DNP	0-1,0/2 16:56
Oct 17	Vs VAN	0-0,0/-2 15:03	0-0,2/1 13:20	1-0(W),4/2 14:38	1-1,3/2 22:04	0-0,2/0 18:54	DNP	0-3,3/3 16:33
Oct 20	@ OTT	0-0,0/-1 14:11	0-0,1/-2 09:06	0-1,0/-1 17:47	0-1,3/-2 24:01	1-0,2/-2 16:36	0-0,2/0 15:16	DNP
Oct 22	Vs LAK	0-0,1/0 14:23	0-0,2/0 13:11	0-0,1/-1 15:43	1-1,8/1 26:05	0-1,1/1 19:24	0-0,2/1 08:16	0-1,0/0 18:17
Oct 24	@ NJD	0-0,0/0 15:30	1-1,2/1 10:42	1-0,2/0 14:34	0-1,3/1 23:14	0-0,0/0 18:34	DNP	0-0,1/0 14:45
Oct 27	@ DAL	0-0,1/0 15:30	0-0,1/-1 12:27	0-0,0/-1 17:32	0-0,4/-1 23:52	0-0,0/0 19:09	DNP	0-0,3/-1 16:21
Oct 29	@ NSH	0-0,0/0 19:58	1-0,2/1 10:07	0-1,1/2 18:55	0-0,1/0 03:48	0-0,0/0 01:51	DNP	0-0,4/0 16:58
Oct 31	@ CAR	0-0,0/0 16:13	0-0,1/0 11:37	0-1,1/1 21:02	DNP	DNP	DNP	0-1,2/-1 16:28
Nov 1	Vs VGK	1-0,2/0 20:18	0-0,1/-1 10:43	0-0,3/1 17:45	DNP	DNP	0-0,1/-1 12:43	0-0,1/0 17:35
Nov 3	@ DET	0-0,2/1 17:50	0-0,0/0 09:49	0-0,1/0 17:02	DNP	DNP	0-0,2/-1 12:17	0-1,3/0 20:12
Nov 5	Vs ARI	0-1,0/-1 20:28	0-0,2/0 09:31	0-0,4/-1 18:21	DNP	DNP	DNP	0-0,3/-1 22:06
Nov 7	Vs EDM	0-0,2/-2 21:05	0-0,1/-1 10:14	0-0,1/-2 16:06	DNP	DNP	DNP	2-2(W),4/-1 20:42
Nov 9	Vs PIT	0-0,3/-1 20:52	0-0,1/0 11:11	0-0,1/-1 17:44	DNP	DNP	DNP	0-0,5/-1 19:15
Nov 11	Vs TBL	0-0,1/3 17:07	1-0,1/1 13:31	1-0,3/1 17:06	0-1,3/1 26:12	DNP	DNP	0-1,1/2 18:49
Nov 13	@ TBL	0-1,0/2 18:05	0-0,1/0 12:15	1-0,3/0 16:34	0-0,3/-3 23:10	DNP	DNP	0-1,3/0 19:40
Nov 15	@ FLA	0-0,1/0 14:52	0-0,1/0 11:22	0-0,2/-2 15:35	1-1,7/0 26:36	DNP	0-1,2/0 11:09	0-0,8/-2 22:37
Nov 17	@ STL	0-0,0/-1 16:42	0-0,1/-1 15:10	1-0,1/2 17:05	2-0,5/1 27:46	DNP	DNP	0-1,6/0 19:58
Nov 19	Vs COL	0-0,2/0 19:25	0-0,0/0 12:35	0-0,3/-2 17:13	0-0,4/-2 22:28	DNP	DNP	0-0,2/0 17:54
Nov 23	Vs PHI	0-0,0/0 16:26	0-0,1/0 06:31	0-0,2/0 16:04	0-0,7/0 26:04	0-2,3/0 18:07	DNP	0-1,2/0 19:39
Nov 25	Vs CGY	0-0,0/0 15:37	0-0,1/0 11:37	0-1,1/0 14:16	0-0,1/0 23:39	1-1(W),3/2 15:59	DNP	1-0,1/1 16:02
Nov 26	@ NJD	0-0,1/-1 16:05	0-0,0/0 10:03	0-0,1/-1 18:00	1-0,6/-3 24:07	0-0,1/0 16:55	DNP	0-0,1/0 16:38
Nov 29	@ VAN	0-0,0/1 18:46	0-0,0/1 11:21	0-0,5/0 16:18	1-0,3/1 23:10	0-0,0/-1 14:42	DNP	0-0,1/0 15:37
Dec 1	@ SEA	0-0,0/-1 15:18	0-0,2/0 12:28	1-1,3/0 18:51	0-0,1/-2 23:03	0-0,2/-1 17:30	DNP	0-0,3/0 16:27
Dec 3	@ CGY	0-0,1/-2 21:38	0-0,3/0 09:48	1-0,3/-2 13:33	1-0,3/-2 24:01	0-0,3/-3 19:45	DNP	0-1,0/-2 16:18
Dec 5	@ EDM	0-0,2/1 22:17	0-1,2/1 10:05	0-0,1/0 15:09	0-0,7/-1 23:43	1-0,8/-2 18:22	DNP	0-1,2/-2 19:56
Dec 7	@ PHI	0-0,0/0 20:48	0-0,0/0 11:29	0-1,2/2 13:37	0-2,2/3 26:08	1-0,3/0 17:35	DNP	0-2,4/2 21:49
Dec 9	Vs SEA	0-0,0/0 20:30	0-0,2/0 07:57	0-0,7/1 21:22	0-1,1/1 24:51	0-0,1/0 17:37	DNP	0-1,2/1 17:59
Dec 11	@ WPG	1-0,1/1 19:06	0-1,4/1 12:03	0-1,0/-2 16:25	0-1,5/0 25:22	0-0,1/1 16:06	DNP	1-0,2/0 18:15
Dec 13	@ CHI	1-0,2/0 17:13	0-0,0/-1 13:06	0-2,3/1 15:43	0-1,3/2 20:57	0-0,1/-1 16:17	DNP	0-1,1/1 17:41
Dec 15	Vs DAL	0-0,1/0 13:52	0-0,1/0 09:41	1-0,2/1 15:10	0-0,4/1 24:07	0-0,5/-1 20:16	DNP	0-0,3/0 19:12
Dec 17	Vs TOR	1-0,2/0 16:26	0-1,0/1 12:11	0-0,0/-1 16:53	0-1,1/2 21:22	0-0,4/0 07:04	DNP	0-2,3/3 21:24
Dec 19	Vs DET	0-0,1/0 13:29	0-0,0/-1 05:16	0-0,4/0 15:26	0-0,3/2 27:07	DNP	DNP	0-0,6/-1 21:21
Dec 22	@ OTT	0-0,0/0 14:10	0-0,0/0 06:48	0-0,4/1 19:00	0-1,3/-1 24:22	DNP	DNP	1-1,4/-1 17:21
Dec 23	Vs WPG	0-0,1/1 22:19	0-0,2/1 11:11	0-2,1/2 17:20	0-0,2/1 16:08	DNP	DNP	0-1,0/1 16:22
Dec 27	@ NYR	0-0,1/3 21:27	0-0,0/0 11:30	1-1,2/3 16:01	DNP	DNP	DNP	0-1,4/0 15:45
Dec 29	Vs OTT	0-0,0/0 18:59	0-0,0/0 13:11	0-1,2/2 16:57	DNP	DNP	DNP	1-0,2/-2 16:46
Dec 31	Vs MTL	0-1,1/3 18:20	0-2,3/2 10:32	0-2,1/2 13:36	DNP	DNP	0-0,1/1 12:25	0-3,1/2 18:49
Jan 3	Vs BUF	0-0,2/2 23:27	0-0,2/-3 08:44	0-1,2/2 16:42	DNP	0-0,2/0 15:55	DNP	0-1,4/3 21:49
Jan 5	@ CBJ	0-0,3/0 18:36	0-1,3/1 10:09	0-0,1/0 17:19	DNP	2-0,4/1 15:21	DNP	0-2,0/-1 18:55
Jan 6	Vs NSH	0-1,3/-1 18:56	DNP	0-1,0/0 16:07	DNP	0-0,2/0 19:07	DNP	0-0,1/-1 19:38
Jan 8	Vs CBJ	0-0,1/1 18:50	DNP	0-0,1/0 15:17	DNP	0-0,1/0 17:29	DNP	0-0,1/0 17:00
Jan 11	@ PHI	0-0,1/0 23:49	DNP	0-0,1/-1 13:02	DNP	1-0,4/0 15:13	DNP	0-0,3/-2 20:22
Jan 14	Vs PHI	0-0,1/0 19:09	DNP	0-0,1/0 11:10	DNP	0-0,4/-1 19:09	DNP	0-0,2/0 18:38
Jan 16	@ NYI	0-0,0/-1 22:18	DNP	0-0,2/0 14:41	DNP	1-1,3/1 17:08	DNP	0-1,0/-1 17:09
Jan 17	Vs MIN	0-1,2/-1 18:11	DNP	0-0,2/0 13:45	DNP	0-0,1/-1 17:34	DNP	0-0,1/-1 18:15
Jan 19	@ ARI	0-0,0/1 20:49	DNP	0-0,3/0 14:41	DNP	0-0,0/0 16:05	DNP	0-2,3/1 15:57
Jan 21	@ VGK	0-1,1/2 18:41	DNP	0-0,2/1 15:56	DNP	1-0,2/1 16:37	DNP	0-1,3/0 15:40
Jan 24	@ COL	0-0,1/0 19:10	0-0,3/0 12:20	1-0,5/0 15:55	DNP	DNP	DNP	0-0,1/-1 16:49
Jan 26	Vs PIT	0-0,2/-1 20:42	DNP	0-0,3/0 18:09	DNP	0-0,3/-1 19:23	DNP	0-1,3/0 19:19
Jan 29	@ TOR	0-0,1/-1 18:42	DNP	0-1,1/-2 15:19	DNP	0-0,3/-1 16:44	DNP	0-0,1/-1 15:43
Jan 31	@ CBJ	2-0,3/0 19:51	DNP	0-0,1/-1 12:37	DNP	0-0,3/0 17:46	DNP	1-1(W),1/1 16:05
Feb 11	@ BOS	0-0,0/0 21:14	DNP	0-0,3/0 15:04	DNP	0-0,2/0 16:29	DNP	0-0,0/0 15:39
Feb 12	Vs SJS	0-1,1/-1 19:08	0-0,1/-1 10:29	0-0,2/-1 14:06	DNP	0-0,2/0 17:31	DNP	1-0,2/-1 15:07
Feb 14	Vs CAR	0-1,2/1 20:27	DNP	0-0,1/-1 16:19	DNP	1-0,4/1 17:21	1-1,3/1 13:36	0-0,4/-1 20:45
Feb 16	Vs FLA	0-0,2/0 19:04	DNP	0-0,0/0 16:31	DNP	0-2,2/-1 17:42	0-0,0/-1 08:41	1-0,2/-3 11:47
Feb 18	@ CAR	0-0,0/0 22:40	DNP	0-0,2/0 15:38	DNP	0-0,2/-1 17:56	DNP	0-0,1/0 16:00
Feb 21	Vs DET	0-0,1/-1 19:57	DNP	0-0,1/0 18:32	DNP	0-0,3/-1 19:04	DNP	0-0,2/-2 19:13
Feb 23	Vs ANA	0-0,3/0 22:37	DNP	0-0,2/-1 15:30	DNP	1-0,6/-1 17:07	DNP	0-0,2/-2 19:30
Feb 25	Vs NYR	0-1,4/3 19:05	DNP	0-0,1/0 12:33	DNP	2-1,2/0 15:20	DNP	2-2,4/4 18:55
Feb 26	@ BUF	0-0,3/-1 22:29	DNP	0-0,1/-2 16:02	DNP	1-1,2/0 15:33	DNP	0-1,2/-2 16:05
Mar 1	@ ANA	0-1,3/0 25:58	DNP	0-0,4/0 12:46	DNP	0-1,1/-1 18:54	DNP	0-0,2/1 20:20
Mar 4	@ SJS	0-0,5/0 19:30	DNP	0-1,4/2 14:50	DNP	1-0,2/0 15:28	DNP	0-0,2/0 18:00
Mar 6	@ LAK	0-0,2/1 25:33	DNP	0-0,1/0 13:13	DNP	0-0,0/0 17:44	DNP	0-0,2/-3 19:06
Mar 9	Vs NJD	1-0,4/2 27:23	DNP	0-0,1/0 12:15	DNP	0-1,1/0 15:09	DNP	0-0,2/0 20:31
Mar 11	@ NYI	0-2,3/4 23:11	DNP	0-0,2/1 12:54	DNP	1-0(W),1/2 16:20	DNP	0-0,2/-1 19:52
Mar 14	@ NYR	0-1,1/1 20:35	0-1,3/-1 11:15	0-0,1/0 15:25	DNP	0-1,2/0 18:58	0-0,0/1 11:29	0-0,0/-1 21:21
Mar 15	Vs BUF	0-1,5/-2 24:44	0-0,7/0 14:04	0-0,0/-1 16:17	DNP	1-1,2/-1 13:54	DNP	1-0,4/0 17:07
Mar 17	Vs STL	0-0,2/-3 19:08	0-0,4/-1 12:18	0-0,2/-1 12:42	DNP	0-0,0/-2 19:22	DNP	0-0,3/-2 19:50
Mar 19	@ MIN	0-0,2/-1 21:58	0-0,0/-3 13:35	0-0,3/1 13:49	DNP	0-0,3/-1 14:43	DNP	0-0,2/-1 13:41
Mar 21	Vs CBJ	DNP	0-1,2/1 11:45	1-0,1/1 13:30	DNP	1-1,2/-2 16:00	DNP	0-0,2/-2 18:19
Mar 23	Vs CHI	0-0,0/2 17:27	0-1,0/2 09:35	0-1,1/2 11:18	1-1,3/1 20:01	0-0,2/-1 18:02	DNP	0-1,0/1 17:51
Mar 25	@ PIT	0-0,0/-2 16:36	0-0,0/0 12:11	0-1,2/1 13:50	0-1,7/1 26:53	0-0,2/-1 18:06	DNP	0-1,0/-1 15:57
Mar 29	Vs NYI	0-0,1/0 17:17	0-0,2/0 16:27	1-0,1/1 12:28	0-0,1/0 24:20	0-0,3/0 17:18	DNP	0-0,4/0 15:45
Mar 30	@ TBL	0-0,1/-1 15:21	0-0,3/-1 14:04	0-0,3/0 16:19	0-0,1/-3 22:33	0-0,1/-1 06:07	DNP	0-1,0/0 14:11
Apr 2	Vs NYR	DNP	1-0,2/0 14:38	0-0,2/-1 16:40	0-2,2/0 23:25	DNP	DNP	0-0,1/0 16:23
Apr 6	@ MTL	DNP	0-0,1/-2 16:34	0-0,1/-2 20:01	0-1,4/-4 24:18	DNP	DNP	0-0,2/-3 18:45
Apr 8	Vs FLA	DNP	0-1,0/0 13:24	0-1,1/0 20:41	0-0,1/1 24:15	DNP	DNP	0-1,3/-1 18:48
Apr 10	Vs NYI	DNP	0-0,1/-2 13:41	0-0,1/2 20:37	0-1,0/2 21:07	DNP	0-0,0/2 14:26	0-0,0/-1 17:43
Apr 11	@ BOS	DNP	0-0,1/-1 13:53	0-0,1/1 14:39	0-1,3/-2 24:10	DNP	0-0,2/0 18:12	0-0,1/-3 17:04
Apr 13	Vs NJD	DNP	0-0,2/0 11:56	0-0,1/1 20:25	0-0,1/-2 22:48	DNP	1-0,1/0 12:39	0-0,1/1 16:13

Goals-Assists-PIM/Rating

DND-Did Not Dress

INJ-Injured

SPD-Suspension

## 2022-23 GAME-BY-GAME STATISTICS

Date	Opp.	Aube-Kubel #96
Oct 12	Vs BOS	
Oct 13	@ TOR	
Oct 15	Vs MTL	
Oct 17	Vs VAN	
Oct 20	@ OTT	
Oct 22	Vs LAK	
Oct 24	@ NJD	
Oct 27	@ DAL	
Oct 29	@ NSH	
Oct 31	@ CAR	
Nov 1	Vs VGK	
Nov 3	@ DET	
Nov 5	Vs ARI	DNP
Nov 7	Vs EDM	0-0,2/0 10:19
Nov 9	Vs PIT	0-0,0/0 08:57
Nov 11	Vs TBL	0-0,0/1 04:28
Nov 13	@ TBL	DNP
Nov 15	@ FLA	DNP
Nov 17	@ STL	DNP
Nov 19	Vs COL	0-0,0/-1 11:19
Nov 23	Vs PHI	DNP
Nov 25	Vs CGY	DNP
Nov 26	@ NJD	DNP
Nov 29	@ VAN	DNP
Dec 1	@ SEA	DNP
Dec 3	@ CGY	DNP
Dec 5	@ EDM	DNP
Dec 7	@ PHI	DNP
Dec 9	Vs SEA	DNP
Dec 11	@ WPG	DNP
Dec 13	@ CHI	0-2,4/2 12:13
Dec 15	Vs DAL	0-0,4/0 07:36
Dec 17	Vs TOR	0-0,1/1 13:24
Dec 19	Vs DET	0-2,1/2 08:51
Dec 22	@ OTT	0-0,2/0 11:00
Dec 23	Vs WPG	0-0,2/0 13:28
Dec 27	@ NYR	0-0,3/0 10:20
Dec 29	Vs OTT	0-0,0/0 11:36
Dec 31	Vs MTL	DNP
Jan 3	Vs BUF	DNP
Jan 5	@ CBJ	1-0,2/0 15:14
Jan 6	Vs NSH	1-0,2/1 11:25
Jan 8	Vs CBJ	DNP
Jan 11	@ PHI	DNP
Jan 14	Vs PHI	DNP
Jan 16	@ NYI	DNP
Jan 17	Vs MIN	0-0,1/0 11:02
Jan 19	@ ARI	0-0,1/1 12:15
Jan 21	@ VGK	0-0,1/-2 12:37
Jan 24	@ COL	0-0,2/-1 15:10
Jan 26	Vs PIT	0-0,1/-1 13:29
Jan 29	@ TOR	0-0,2/0 13:49
Jan 31	@ CBJ	0-1,1/2 14:10
Feb 11	@ BOS	0-0,1/0 10:40
Feb 12	Vs SJS	0-0,4/0 10:38
Feb 14	Vs CAR	0-0,3/0 09:55
Feb 16	Vs FLA	0-0,4/-1 14:52
Feb 18	@ CAR	0-0,1/-1 09:52
Feb 21	Vs DET	DNP
Feb 23	Vs ANA	0-0,0/1 10:06
Feb 25	Vs NYR	0-1,0/1 09:02
Feb 26	@ BUF	0-0,3/-1 13:01
Mar 1	@ ANA	0-0,1/0 10:41
Mar 4	@ SJS	1-1,2/2 14:19
Mar 6	@ LAK	0-0,0/0 10:54
Mar 9	Vs NJD	0-0,1/0 11:20
Mar 11	@ NYI	0-0,0/-1 10:32
Mar 14	@ NYR	1-0,1/-1 11:44
Mar 15	Vs BUF	0-0,2/1 15:12
Mar 17	Vs STL	0-0,0/0 11:55
Mar 19	@ MIN	0-0,2/0 12:34
Mar 21	Vs CBJ	DNP
Mar 23	Vs CHI	DNP
Mar 25	@ PIT	0-1,0/1 11:26
Mar 29	Vs NYI	0-0,1/1 13:43
Mar 30	@ TBL	0-0,3/0 15:44
Apr 2	Vs NYR	0-0,1/-1 08:52
Apr 6	@ MTL	0-0,0/-2 09:24
Apr 8	Vs FLA	0-0,2/-1 13:37
Apr 10	Vs NYI	0-0,0/0 13:38
Apr 11	@ BOS	0-0,0/-1 09:34
Apr 13	Vs NJD	0-0,1/0 11:14

Goals-Assists-PIM/Rating

DND-Did Not Dress

INJ-Injured

SPD-Suspension

## 2022-23 DARCY KUEMPER GAME-BY-GAME STATISTICS

Game	Opp.	GP	GS	W	L	OT	SA	GA	SV	SO	TOI
Oct 12	vs BOS	1	0	1	0	0	29	4	.862	0	57:48
Oct 15	vs MTL	1	1	0	0	0	22	1	.955	0	60:00
Oct 17	vs VAN	1	1	0	0	0	30	4	.867	0	59:46
Oct 20	@ OTT	1	0	1	0	0	42	3	.929	0	58:57
Oct 22	vs LAK	1	1	0	0	0	26	3	.885	0	59:54
Oct 27	@ DAL	1	0	1	0	0	27	2	.926	0	56:18
Oct 29	@ NSH	1	1	0	0	0	34	0	1.000	1	59:46
Oct 31	@ CAR	1	--	--	--	1	35	2	.943	0	64:44
Nov 3	@ DET	1	0	1	0	0	25	2	.920	0	58:20
Nov 5	vs ARI	1	0	1	0	0	26	3	.885	0	59:29
Nov 9	vs PIT	1	0	1	0	0	27	3	.889	0	59:47
Nov 11	vs TBL	1	1	0	0	0	29	1	.966	0	60:00
Nov 13	@ TBL	1	0	1	0	0	9	4	.556	0	16:22
Nov 15	@ FLA	1	0	1	0	0	42	4	.905	0	58:43
Nov 19	vs COL	1	0	1	0	0	29	4	.862	0	59:31
Nov 23	vs PHI	1	1	0	0	0	23	2	.913	0	60:48
Nov 25	vs CGY	1	1	0	0	0	32	0	1.000	1	60:00
Nov 29	@ VAN	1	1	0	0	0	32	1	.969	0	59:39
Dec 1	@ SEA	1	--	--	--	1	25	3	.880	0	60:07
Dec 3	@ CGY	1	--	--	--	0	26	2	.923	0	36:09
Dec 22	@ OTT	1	1	0	0	0	25	2	.920	0	61:48
Dec 27	@ NYR	1	1	0	0	0	32	0	1.000	1	60:00
Dec 29	vs OTT	1	--	--	--	1	45	4	.911	0	61:14
Jan 3	vs BUF	1	--	--	--	1	29	5	.828	0	62:56
Jan 5	@ CBJ	1	1	0	0	0	27	2	.926	0	60:00
Jan 8	vs CBJ	1	1	0	0	0	38	0	1.000	1	60:00
Jan 11	@ PHI	1	0	1	0	0	35	4	.886	0	58:23
Jan 14	vs PHI	1	0	1	0	0	25	3	.880	0	58:18
Jan 16	@ NYI	1	1	0	0	0	30	3	.900	0	64:27
Jan 19	@ ARI	1	1	0	0	0	26	0	1.000	1	59:55
Jan 21	@ VGK	1	0	1	0	0	18	4	.778	0	32:04
Jan 24	@ COL	1	0	1	0	0	26	3	.885	0	57:45
Jan 26	vs PIT	1	1	0	0	0	37	2	.946	0	65:00
Jan 29	@ TOR	1	0	1	0	0	20	4	.800	0	34:02
Feb 11	@ BOS	1	1	0	0	0	28	1	.964	0	60:00
Feb 14	vs CAR	1	0	1	0	0	30	3	.900	0	58:07
Feb 16	vs FLA	1	0	1	0	0	34	4	.882	0	57:46
Feb 18	@ CAR	1	0	1	0	0	35	4	.886	0	60:00
Feb 21	vs DET	1	0	1	0	0	25	3	.880	0	57:09
Feb 25	vs NYR	1	1	0	0	0	26	3	.885	0	60:00
Feb 26	@ BUF	1	0	1	0	0	19	5	.737	0	30:07
Mar 1	@ ANA	1	1	0	0	0	23	2	.913	0	61:09
Mar 4	@ SJS	1	1	0	0	0	41	3	.927	0	60:00
Mar 6	@ LAK	1	0	1	0	0	40	3	.925	0	58:00
Mar 9	vs NJD	1	--	--	--	1	40	2	.950	0	65:00
Mar 11	@ NYI	1	1	0	0	0	18	1	1.000	0	59:19
Mar 14	@ NYR	1	0	1	0	0	35	4	.886	0	57:50
Mar 17	vs STL	1	0	1	0	0	21	4	.810	0	58:06
Mar 23	vs CHI	1	1	0	0	0	28	1	.964	0	60:00
Mar 25	@ PIT	1	0	1	0	0	40	4	.900	0	58:52
Mar 29	vs NYI	1	--	--	--	1	29	1	.966	0	65:00
Mar 30	@ TBL	1	0	1	0	0	33	4	.879	0	59:21
Apr 2	vs NYR	1	0	1	0	0	34	5	.853	0	60:00
Apr 6	@ MTL	1	0	1	0	0	31	5	.839	0	58:02
Apr 10	vs NYI	1	1	0	0	0	40	2	.950	0	60:00
Apr 11	@ BOS	--	--	--	--	0	7	1	.857	0	13:26
Apr 13	vs NJD	1	--	--	--	1	34	5	.853	0	64:33

2022-23 CHARLIE LINDGREN GAME-BY-GAME STATISTICS

Game	Opp.	GP	GS	W	L	OT	SA	GA	SV	SO	TOI
Oct 13	@ TOR	1	0	1	0	0	39	3	.923	0	56:31
Oct 24	@ NJD	1	1	0	0	0	41	3	.927	0	60:00
Nov 1	vs VGK	1	--	--	--	1	31	3	.903	0	61:35
Nov 7	vs EDM	1	1	0	0	0	29	4	.862	0	59:57
Nov 13	@ TBL	--	--	--	--	0	25	1	.960	0	43:32
Nov 17	@ STL	1	--	--	--	1	24	4	.833	0	63:47
Nov 26	@ NJD	1	0	1	0	0	29	5	.828	0	59:17
Dec 3	@ CGY	--	0	1	0	0	9	2	.778	0	22:50
Dec 5	@ EDM	1	1	0	0	0	30	2	.933	0	59:45
Dec 7	@ PHI	1	1	0	0	0	30	1	.967	0	59:35
Dec 9	vs SEA	1	1	0	0	0	26	1	.962	0	60:00
Dec 11	@ WPG	1	1	0	0	0	31	2	.935	0	60:00
Dec 13	@ CHI	1	1	0	0	0	29	3	.897	0	59:44
Dec 15	vs DAL	1	0	1	0	0	26	2	.923	0	57:26
Dec 17	vs TOR	1	1	0	0	0	36	2	.944	0	60:00
Dec 19	vs DET	1	1	0	0	0	19	3	.842	0	64:38
Dec 23	vs WPG	1	1	0	0	0	26	1	.962	0	59:36
Dec 31	vs MTL	1	1	0	0	0	33	2	.939	0	60:00
Jan 6	vs NSH	1	0	1	0	0	21	3	.857	0	58:23
Jan 17	vs MIN	1	0	1	0	0	21	3	.857	0	57:21
Jan 21	@ VGK	--	--	--	--	0	9	2	.778	0	27:24
Jan 29	@ TOR	--	--	--	--	0	7	1	.857	0	25:40
Jan 31	@ CBJ	1	1	0	0	0	34	3	.912	0	60:26
Feb 12	vs SJS	1	0	1	0	0	32	3	.906	0	58:37
Feb 23	vs ANA	1	0	1	0	0	20	3	.850	0	57:57
Feb 26	@ BUF	--	--	--	--	0	18	2	.889	0	29:53
Mar 15	vs BUF	1	1	0	0	0	27	4	.852	0	64:32
Mar 19	@ MIN	1	0	1	0	0	40	5	.875	0	56:23
Mar 21	vs CBJ	1	--	--	--	1	39	7	.821	0	62:43
Apr 8	vs FLA	1	0	1	0	0	36	3	.917	0	59:11
Apr 11	@ BOS	1	0	1	0	0	36	3	.917	0	45:21

## 2022-23 GOALS &amp; SHOTS BY PERIOD

GM	Date	Opp.	WSH GOALS				OPP GOALS				WSH SHOTS				OPP SHOTS				GOALS		SHOTS	
			1st	2nd	3rd	OT	1st	2nd	3rd	OT	1st	2nd	3rd	OT	1st	2nd	3rd	OT	WSH	OPP	WSH	OPP
1	Oct. 12	BOS	0	2	0	0	2	1	2	0	12	10	13	0	15	8	7	0	2	5	35	30
2	Oct. 13	at TOR	2	0	0	0	1	1	1	0	11	9	6	0	21	9	9	0	2	3	26	39
3	Oct. 15	MTL	0	3	0	0	0	1	1	0	12	14	3	0	8	5	9	0	3	1	29	22
4	Oct. 17	VAN	1	1	4	0	1	3	0	0	7	13	10	0	7	19	4	0	6	4	30	40
5	Oct. 20	at OTT	2	0	0	0	0	2	3	0	12	5	7	0	7	15	22	0	2	5	24	44
6	Oct. 22	LAK	0	0	4	0	0	2	1	0	8	7	17	0	5	8	13	0	4	3	32	26
7	Oct. 24	at NJD	1	4	1	0	1	0	2	0	7	11	4	0	13	14	14	0	6	3	22	41
8	Oct. 27	at DAL	0	0	0	0	1	0	1	0	7	8	12	0	13	6	8	0	0	2	27	27
9	Oct. 29	at NSH	0	1	2	0	0	0	0	0	16	10	9	0	11	10	13	0	3	0	35	34
10	Oct. 31	at CAR	0	2	0	0	1	1	0	0	5	7	7	1	11	6	15	3	2	3	20	35
11	Nov. 1	VGK	1	1	0	0	1	0	1	1	6	11	4	0	11	8	10	2	2	3	21	31
12	Nov. 3	at DET	0	1	0	0	0	1	2	0	9	15	10	0	9	9	8	0	1	3	34	26
13	Nov. 5	ARI	0	1	1	0	0	0	3	0	16	7	13	0	10	6	10	0	2	3	36	26
14	Nov. 7	EDM	1	3	1	0	0	2	2	0	10	14	7	0	9	6	14	0	5	4	31	29
15	Nov. 9	PIT	0	0	1	0	0	3	1	0	7	11	7	0	10	10	8	0	1	4	25	28
16	Nov. 11	TBL	1	2	2	0	0	0	1	0	7	11	6	0	9	11	9	0	5	1	24	29
17	Nov. 13	at TBL	0	1	2	0	4	0	2	0	4	6	12	0	9	9	17	0	3	6	22	35
18	Nov. 15	at FLA	0	1	1	0	1	1	3	0	9	12	22	0	22	14	7	0	2	5	43	43
19	Nov. 17	at STL	0	2	2	0	3	1	0	0	9	18	22	2	7	9	3	5	4	5	51	24
20	Nov. 19	COL	0	0	0	0	1	1	2	0	14	8	10	0	8	8	13	0	0	4	32	29
21	Nov. 23	PHI	1	0	1	1	1	1	0	0	10	14	6	2	10	5	8	0	3	2	32	23
22	Nov. 25	CGY	1	1	1	0	0	0	0	0	6	13	6	0	15	6	11	0	3	0	25	32
23	Nov. 26	at NJD	0	0	1	0	1	2	2	0	10	13	15	0	7	13	9	0	1	5	38	29
24	Nov. 29	at VAN	3	1	1	0	1	0	0	0	15	6	7	0	10	12	10	0	5	1	28	32
25	Dec. 1	at SEA	2	0	0	0	0	1	1	1	4	7	12	0	6	8	10	1	2	3	23	25
26	Dec. 3	at CGY	1	0	1	0	1	1	3	0	15	5	9	0	14	14	8	0	2	5	29	36
27	Dec. 5	at EDM	0	2	1	0	0	2	0	0	22	19	9	0	12	7	11	0	3	2	50	30
28	Dec. 7	at PHI	0	1	3	0	1	0	0	0	4	12	11	0	7	8	15	0	4	1	27	30
29	Dec. 9	SEA	0	2	2	0	1	0	0	0	12	15	11	0	6	6	12	0	4	1	38	24
30	Dec. 11	at WPG	0	4	1	0	0	0	2	0	9	15	12	0	10	9	12	0	5	2	36	31
31	Dec. 13	at CHI	2	2	3	0	1	1	1	0	11	10	9	0	9	15	5	0	7	3	30	29
32	Dec. 15	DAL	0	1	0	0	0	0	2	0	16	15	15	0	14	5	7	0	1	2	46	26
33	Dec. 17	TOR	2	1	2	0	1	1	0	0	14	6	8	0	13	14	9	0	5	2	28	36
34	Dec. 19	DET	0	2	1	1	2	0	1	0	10	17	12	3	6	7	5	1	4	3	42	19
35	Dec. 22	at OTT	1	1	0	1	1	0	1	0	12	15	11	2	5	7	12	1	3	2	40	25
36	Dec. 23	WPG	1	1	2	0	0	0	1	0	10	10	7	0	7	3	16	0	4	1	27	26
37	Dec. 27	at NYR	1	2	1	0	0	0	0	0	8	15	7	0	13	7	12	0	4	0	30	32
38	Dec. 29	OTT	0	3	0	0	0	2	1	1	4	13	6	0	16	17	10	2	3	4	45	23
39	Dec. 31	MTL	2	3	4	0	0	2	0	0	9	13	18	0	13	12	8	0	9	2	40	33
40	Jan. 3	BUF	1	1	2	0	2	1	1	1	8	11	11	2	11	6	10	2	4	5	32	29
41	Jan. 5	at CBJ	0	4	2	0	1	1	0	0	13	16	8	0	8	8	11	0	6	2	37	27
42	Jan. 6	NSH	1	1	0	0	2	0	1	0	14	7	11	0	9	8	4	0	2	3	32	21
43	Jan. 8	CBJ	1	0	0	0	0	0	0	0	8	5	6	0	12	12	14	0	1	0	19	38
44	Jan. 11	at PHI	1	0	2	0	2	0	3	0	10	8	11	0	15	12	9	0	3	5	29	36
45	Jan. 14	PHI	1	0	0	0	1	2	0	0	7	14	19	0	5	11	9	0	1	3	40	25
46	Jan. 16	at NYI	0	2	1	1	2	1	0	0	5	14	12	4	11	6	11	2	4	3	35	30
47	Jan. 17	MIN	1	1	0	0	0	3	1	0	13	9	14	0	3	14	5	0	2	4	36	22
48	Jan. 19	at ARI	1	2	1	0	0	0	0	0	7	13	13	0	7	7	12	0	4	0	33	26
49	Jan. 21	at VGK	0	1	1	0	2	3	1	0	6	8	8	0	10	11	6	0	2	6	22	27
50	Jan. 24	at COL	0	1	1	0	1	2	0	0	13	11	15	0	9	14	3	0	2	3	39	26
51	Jan. 26	PIT	1	0	1	0	0	1	1	0	22	12	7	4	7	18	8	4	3	2	45	37
52	Jan. 29	at TOR	1	0	0	0	0	4	1	0	7	12	5	0	10	13	4	0	1	5	24	27
53	Jan. 31	at CBJ	2	0	1	1	1	1	1	0	11	9	13	1	9	12	13	0	4	3	34	34
54	Feb. 11	at BOS	1	1	0	0	0	1	0	0	9	4	10	0	7	11	10	0	2	1	23	28
55	Feb. 12	SJS	0	1	0	0	1	1	2	0	9	4	8	0	7	13	13	0	1	4	21	33
56	Feb. 14	at CAR	1	1	0	0	1	2	0	0	10	13	13	0	5	16	9	0	2	3	36	30
57	Feb. 16	FLA	0	1	2	0	1	3	2	0	6	12	14	0	10	20	6	0	3	6	36	32
58	Feb. 18	CAR	0	0	1	0	1	3	0	0	7	8	10	0	10	12	13	0	1	4	25	35
59	Feb. 21	DET	1	0	0	0	2	0	1	0	6	6	15	0	8	13	4	0	1	3	27	25
60	Feb. 23	ANA	1	1	0	0	0	2	2	0	12	15	16	0	6	10	5	0	2	4	43	21
61	Feb. 25	NYR	1	4	1	0	1	0	2	0	8	14	5	0	7	9	10	0	6	3	27	26
62	Feb. 26	at BUF	2	2	0	0	2	4	1	0	11	8	11	0	10	17	11	0	4	7	30	38
63	Mar. 1	at ANA	1	0	1	1	1	0	1	0	13	17	8	1	9	4	10	0	3	2	39	23
64	Mar. 4	at SJS	0	4	4	0	2	0	1	0	5	15	10	0	20	9	12	0	8	3	30	41
65	Mar. 6	at LAK	0	1	1	0	0	2	2	0	3	10	9	0	19	11	11	0	2	4	22	41
66	Mar. 9	NJD	1	1	0	0	0	2	0	0	7	7	4	4	9	16						

# 2022-23 Injuries & Illnesses

**Carl Hagelin:** 10/12/22-4/13/23 (82 games)

**Connor Brown:** 10/20/22-4/13/23 (78 games)

**T.J. Oshie:** 10/31/22-11/19/22, 12/19/22-12/31/22, 4/2/23-4/13/23 (23 games)

**Trevor van Riemsdyk:** 4/2/23-4/13/23 (6 games)

**Anthony Mantha:** 2/12/23, 2/23/23-2/26/23, 4/6/23-4/13/23 (9 games)

**Charlie Lindgren:** 4/13/23 (1 game)

**Nic Dowd:** 12/17/22, 1/17/23-2/18/23, 4/10/23-4/13/23 (16 games)

**Alex Ovechkin:** 1/21/23, 3/14/23, 4/8/23-4/11/23 (5 games)

**Marcus Johansson:** 2/25/23-2/26/23 (2 games)

**Tom Wilson:** 10/12/22-1/6/23, 1/26/23-2/16/23 (49 games)

**Nicklas Backstrom:** 10/12/22-1/6/23, 1/24/22 (43 games)

**Dmitry Orlov:** 11/7/22-12/9/22 (16 games)

**Erik Gustafsson:** 12/11/22 (1 game)

**Lars Eller:** 12/13/22 (1 game)

**Hunter Shepard:** 12/17/22 (1 game)

**Alex Alexeyev:** 12/11/22-12/19/22 (5 games)

**Beck Malenstyn:** 11/3/22-12/27/22 (26 games)

**Martin Fehervary:** 12/5/22-12/29/22, 3/4/23-3/9/23 (15 games)

**Nick Jensen:** 3/4/23-3/9/23, 3/19/23 (5 games)

**John Carlson:** 10/31/22-11/9/22, 12/27/22-3/21/23 (42 games)

**Sonny Milano:** 12/15/22, 3/14/23-3/15/23, 3/25/23-3/30/23 (6 games)

**Darcy Kuemper:** 12/5/22-12/17/22, 3/19/23-3/21/23 (9 games)

**Man Games Lost: 441**

# 2022-23 Transactions

**May 5, 2023:** Re-signed Michael Sgarbossa to a two-year contract

**May 2, 2023:** Re-signed Alex Alexeyev to a two-year contract

**May 1, 2023:** Signed Ivan Miroshnichenko to a three-year entry-level contract

**April 27, 2023:** Signed Hardy Häman Aktell to a one-year contract

**April 14, 2023:** Re-assigned Alexander Suzdalev from Regina (WHL) to AHL Hershey

**April 14, 2023:** Loaned Aliaksei Protas, Joe Snively and Beck Malenstyn to AHL Hershey

**April 13, 2023:** Signed Reid Cooper to an amateur tryout agreement

**April 13, 2023:** Loaned Henrik Borgstrom to AHL Hershey

**April 11, 2023:** Recalled Henrik Borgstrom from AHL Hershey

**April 11, 2023:** Recalled Dylan McIlrath from AHL Hershey

**April 10, 2023:** Recalled Joe Snively from AHL Hershey

**April 7, 2023:** Signed Mitchell Gibson to a one-year entry-level contract

**April 7, 2023:** Recalled Beck Malenstyn from AHL Hershey

**April 7, 2023:** Re-assigned Ludwig Persson from BIK Karlskoga (SWE-2) to AHL Hershey

**April 2, 2023:** Signed Mitchell Gibson to an amateur tryout agreement

**March 23, 2023:** Loaned Zach Fucale and Gabriel Carlsson to AHL Hershey

**March 18, 2023:** Recalled Zach Fucale from AHL Hershey

**March 18, 2023:** Re-assigned Bogdan Trineyev from Moscow Dynamo (KHL) to AHL Hershey

**March 16, 2023:** Loaned Joe Snively to AHL Hershey

**March 14, 2023:** Recalled Joe Snively from AHL Hershey

**March 11, 2023:** Re-signed Trevor van Riemsdyk to a three-year contract

**March 10, 2023:** Loaned Vincent Iorio to AHL Hershey

**March 8, 2023:** Loaned Dylan McIlrath to AHL Hershey

**March 5, 2023:** Recalled Aliaksei Protas and Dylan McIlrath from AHL Hershey

**March 3, 2023:** Re-signed Nicolas Aube-Kubel to a one-year contract

**March 3, 2023:** Recalled Vincent Iorio and Gabriel Carlsson from AHL Hershey

**March 3, 2023:** Loaned Aliaksei Protas to AHL Hershey

**March 2, 2023:** Signed Ethen Frank to a one-year, two-way contract

**March 1, 2023:** Signed Ryan Hofer to a three-year entry-level contract

**March 1, 2023:** Acquired a second-round pick in the 2025 NHL Draft from Colorado for Lars Eller

**Feb. 28, 2023:** Re-signed Nick Jensen to a three-year contract

**Feb. 28, 2023:** Acquired Rasmus Sandin from Toronto for Erik Gustafsson and Boston's first-round pick in the 2023 NHL Draft

**Feb. 28, 2023:** Acquired a third-round pick in the 2024 NHL Draft from Minnesota for Marcus Johansson

**Feb. 24, 2023:** Recalled Aliaksei Protas from AHL Hershey

**Feb. 23, 2023:** Acquired a first-round pick in the 2023 NHL Draft, a second-round pick in the 2025 NHL Draft, a third-round pick in the 2024 NHL Draft and Craig Smith from Boston for Dmitry Orlov and Garnet Hathaway

**Feb. 21, 2023:** Loaned Aliaksei Protas to AHL Hershey

**Feb. 19, 2023:** Recalled Dylan McIlrath from AHL Hershey

**Feb. 18, 2023:** Loaned Dylan McIlrath to AHL Hershey

**Feb. 15, 2023:** Recalled Dylan McIlrath from AHL Hershey

**Feb. 14, 2023:** Recalled Joe Snively from AHL Hershey

**Feb. 10, 2023:** Recalled Aliaksei Protas from AHL Hershey

**Feb. 4, 2023:** Re-signed Sonny Milano to a three-year contract

**Feb. 3, 2023:** Re-signed Dylan Strome to a five-year contract

**Feb. 1, 2023:** Loaned Aliaksei Protas to AHL Hershey

**Jan. 18, 2023:** Recalled Aliaksei Protas from AHL Hershey

**Jan. 8, 2023:** Loaned Joe Snively to AHL Hershey

**Jan. 7, 2023:** Loaned Aliaksei Protas to AHL Hershey

**Dec. 30, 2022:** Loaned Lucas Johansen to AHL Hershey

**Dec. 28, 2022:** Loaned Beck Malenstyn to AHL Hershey

**Dec. 27, 2022:** Recalled Lucas Johansen from AHL Hershey

**Dec. 19, 2022:** Loaned Zach Fucale and Hunter Shepard to AHL Hershey

**Dec. 19, 2022:** Loaned Lucas Johansen to AHL Hershey

**Dec. 17, 2022:** Recalled Zach Fucale from AHL Hershey

**Dec. 11, 2022:** Recalled Lucas Johansen and Dylan McIlrath from AHL Hershey

**Dec. 11, 2022:** Loaned Dylan McIlrath to AHL Hershey

**Dec. 5, 2022:** Recalled Hunter Shepard from AHL Hershey

**Nov. 20, 2022:** Loaned Connor McMichael to AHL Hershey

**Nov. 9, 2022:** Loaned Lucas Johansen to AHL Hershey

**Nov. 5, 2022:** Claimed Nicolas Aube-Kubel off waivers from Toronto and loaned Garrett Pilon to AHL Hershey

**Nov. 2, 2022:** Recalled Sonny Milano, Garrett Pilon and Lucas Johansen from AHL Hershey

**Oct. 19, 2022:** Recalled Beck Malenstyn from AHL Hershey

**Oct. 16, 2023:** Signed Sonny Milano to a one-year contract

2023 - 24  
MEDIA GUIDE

A group of Washington Capitals players in blue jerseys are huddled together on the ice, celebrating. The players' names and numbers are visible on their jerseys: Housley (9), Witt (19), and Tednik (44). The background is a blurred ice rink. A large red diagonal line runs across the image from the top left to the bottom right.

# TEAM HISTORY

# Year-by-Year Results

YEAR	GP	W	L	T	OT	PTS	PCT	GF	GA	DIV. FINISH	PLAYOFF RESULTS
2023-23	82	35	37	-	10	80	.488	253	261	6th	DNQ
2021-22	82	44	26	-	12	100	.610	270	242	4th	Lost First Round
2020-21	56	36	15	-	5	77	.688	191	163	2nd	Lost First Round
2019-20	69	41	20	-	8	90	.652	236	212	1st	Lost First Round
2018-19	82	48	26	-	8	104	.634	274	248	1st	Lost First Round
2017-18	82	49	26	-	7	105	.640	256	238	1st	Won Stanley Cup
2016-17	82	55	19	-	8	118	.720	261	177	1st	Lost Second Round
2015-16	82	56	18	-	8	120	.732	248	191	1st	Lost Second Round
2014-15	82	45	26	-	11	101	.616	237	199	2nd	Lost Second Round
2013-14	82	38	30	-	14	90	.549	225	229	5th	DNQ
2012-13	48	27	18	-	3	57	.594	146	130	1st	Lost Conf. Quarterfinals
2011-12	82	42	32	-	8	92	.561	222	230	2nd	Lost Conf. Semifinals
2010-11	82	48	23	-	11	107	.652	224	191	1st	Lost Conf. Semifinals
2009-10	82	54	15	-	13	121	.738	313	227	1st	Lost Conf. Quarterfinals
2008-09	82	50	24	-	8	108	.659	272	245	1st	Lost Conf. Semifinals
2007-08	82	43	31	-	8	94	.573	242	231	1st	Lost Conf. Quarterfinals
2006-07	82	28	40	-	14	70	.427	235	286	5th	DNQ
2005-06	82	29	41	-	12	70	.427	237	306	5th	DNQ
2003-04	82	23	46	10	3	59	.360	186	253	5th	DNQ
2002-03	82	39	29	8	6	92	.561	224	220	2nd	Lost Conf. Quarterfinals
2001-02	82	36	33	11	2	85	.518	228	240	2nd	DNQ
2000-01	82	41	27	10	4	96	.585	233	211	1st	Lost Conf. Quarterfinals
1999-00	82	44	24	12	2	102	.622	227	194	1st	Lost Conf. Quarterfinals
1998-99	82	31	45	6	-	68	.415	200	218	3rd	DNQ
1997-98	82	40	30	12	-	92	.561	219	202	3rd	Lost Stanley Cup
1996-97	82	33	40	9	-	75	.457	214	231	5th	DNQ
1995-96	82	39	32	11	-	89	.543	234	204	4th	Lost Conf. Quarterfinals
1994-95	48	22	18	8	-	52	.542	136	120	3rd	Lost Conf. Quarterfinals
1993-94	84	39	35	10	-	88	.524	277	263	3rd	Lost Conf. Semifinals
1992-93	84	43	34	7	-	93	.554	325	286	2nd	Lost Div. Semifinals
1991-92	80	45	27	8	-	98	.613	330	275	2nd	Lost Div. Semifinals
1990-91	80	37	36	7	-	81	.506	258	258	3rd	Lost Div. Finals
1989-90	80	36	38	6	-	78	.488	284	275	3rd	Lost Conf. Finals
1988-89	80	41	29	10	-	92	.575	305	259	1st	Lost Div. Semifinals
1987-88	80	38	33	9	-	85	.531	281	249	2nd	Lost Div. Finals
1986-87	80	38	32	10	-	86	.538	285	278	2nd	Lost Div. Semifinals
1985-86	80	50	23	7	-	107	.669	315	272	2nd	Lost Div. Finals
1984-85	80	46	25	9	-	101	.631	322	240	2nd	Lost Div. Semifinals
1983-84	80	48	27	5	-	101	.631	308	226	2nd	Lost Div. Finals
1982-83	80	39	25	16	-	94	.588	306	283	3rd	Lost Div. Semifinals
1981-82	80	26	41	13	-	65	.406	319	338	5th	DNQ
1980-81	80	26	36	18	-	70	.438	286	317	5th	DNQ
1979-80	80	27	40	13	-	67	.419	261	293	5th	DNQ
1978-79	80	24	41	15	-	63	.394	273	338	4th	DNQ
1977-78	80	17	49	14	-	48	.300	195	321	5th	DNQ
1976-77	80	24	42	14	-	62	.388	221	307	4th	DNQ
1975-76	80	11	59	10	-	32	.200	224	394	5th	DNQ
1974-75	80	8	67	5	-	21	.131	181	446	5th	DNQ
Total	3,797	1,779	1,530	303	185	4,046	.533	11,971	11,985	-	-

## HOME

## AWAY

YEAR	GP	W	L	T	OT	PTS	GF	GA	GP	W	L	T	OT	PTS	GF	GA
2022-23	41	18	16	-	7	43	127	125	41	17	21	-	3	37	126	136
2021-22	41	19	16	-	6	44	129	127	41	25	10	-	6	56	141	115
2020-21	28	17	8	-	3	37	86	79	28	19	7	-	2	40	102	82
2019-20	33	18	10	-	5	41	112	103	36	23	10	-	3	49	124	109
2018-19	41	24	11	-	6	54	137	111	41	24	15	-	2	50	137	137
2017-18	41	28	11	-	2	58	136	103	41	21	15	-	5	47	120	135
2016-17	41	32	7	-	2	66	133	67	41	23	12	-	6	52	128	110
2015-16	41	29	8	-	4	62	127	93	41	27	10	-	4	58	121	98
2014-15	41	23	13	-	5	51	120	92	41	22	13	-	6	50	117	107
2013-14	41	21	13	-	7	49	113	113	41	17	17	-	7	41	112	116
2012-13	24	15	8	-	1	31	76	60	24	12	10	-	2	26	70	70
2011-12	41	26	11	-	4	56	115	99	41	16	21	-	4	36	103	127
2010-11	41	25	8	-	8	58	122	94	41	23	15	-	3	49	97	97
2009-10	41	30	5	-	6	66	159	109	41	24	10	-	7	55	159	124
2008-09	41	29	9	-	3	61	146	112	41	21	15	-	5	47	126	133
2007-08	41	23	15	-	3	49	127	110	41	20	16	-	5	45	115	121
2006-07	41	17	17	-	7	41	130	135	41	11	23	-	7	29	105	151
2005-06	41	16	18	-	7	39	126	145	41	13	23	-	5	31	111	161
2003-04	41	13	20	6	2	34	97	119	41	10	26	4	1	25	89	134
2002-03	41	24	13	2	2	52	128	116	41	15	16	6	4	40	96	104
2001-02	41	21	12	6	2	50	124	110	41	15	21	5	0	35	104	130
2000-01	41	24	9	6	2	56	129	98	41	17	18	4	2	40	104	113
1999-00	41	26	5	8	2	62	120	83	41	18	19	4	0	40	107	111
1998-99	41	16	23	2	-	34	107	111	41	15	22	4	-	34	93	107
1997-98#	41	23	12	6	-	52	116	94	41	17	18	6	-	40	103	108
1996-97	41	19	17	5	-	43	109	109	41	14	23	4	-	32	105	122
1995-96	41	21	15	5	-	47	124	97	41	18	17	6	-	42	110	107
1994-95	24	15	6	3	-	33	75	48	24	7	12	5	-	19	61	72
1993-94*	41	17	15	9	-	43	135	121	41	21	19	1	-	43	132	133
1992-93*	41	20	15	6	-	46	159	134	41	21	19	1	-	43	158	149
1991-92	40	25	12	3	-	53	171	131	40	20	15	5	-	45	159	138
1990-91	40	21	14	5	-	47	145	123	40	16	22	2	-	34	113	135
1989-90	40	19	18	3	-	41	155	137	40	17	20	3	-	37	129	138
1988-89	40	25	12	3	-	53	159	117	40	16	17	7	-	39	150	142
1987-88	40	22	14	4	-	48	148	116	40	16	19	5	-	37	130	128
1986-87	40	22	15	3	-	47	147	131	40	16	17	7	-	39	138	147
1985-86	40	30	8	2	-	62	176	126	40	20	15	5	-	45	138	146
1984-85	40	27	11	2	-	56	173	109	40	19	14	7	-	45	149	131
1983-84	40	26	11	3	-	55	179	101	40	22	16	2	-	46	129	121
1982-83	40	22	12	6	-	50	153	132	40	17	13	10	-	44	153	151
1981-82	40	16	16	8	-	40	189	152	40	10	25	5	-	25	130	186
1980-81	40	16	17	7	-	39	152	151	40	19	19	1	-	31	134	162
1979-80	40	20	14	6	-	46	162	138	40	7	26	7	-	21	97	155
1978-79	40	15	19	6	-	36	151	162	40	9	22	9	-	27	122	176
1977-78	40	10	23	7	-	27	104	158	40	7	26	7	-	21	91	163
1976-77	40	17	15	8	-	42	132	123	40	7	27	6	-	20	89	184
1975-76	40	6	26	8	-	20	117	166	40	5	33	2	-	12	107	223
1974-75	40	7	28	5	-	19	98	191	40	1	39	0	-	2	83	256
Total	1,897	996	652	153	96	2,241	6,341	5,578	1,900	783	878	150	89	1,805	5,630	6,407

\* Not counting neutral-site games (2-0-0 in 1992-93; 1-1-0 in 1993-94)

# Team started 5-3-2 at US Airways Arena; finished 18-9-4 at MCI Center

# Year-by-Year Leaders

Year	Points	Goals	Assists	Penalty Minutes	Power-Play Goals
2022-23	Ovechkin 75	Ovechkin 42	Kuznetsov 43	Wilson 78	Ovechkin 14
2021-22	Ovechkin 90	Ovechkin 50	Kuznetsov/Carlson 54	Wilson 98	Ovechkin 16
2020-21	Backstrom 53	Ovechkin 24	Backstrom 38	Wilson 96	Oshie 13
2019-20	Carlson 75	Ovechkin 48	Carlson 60	Wilson 93	Ovechkin 13
2018-19	Ovechkin 89	Ovechkin 51	Carlson 57	Wilson 128	Ovechkin 18
2017-18	Ovechkin 87	Ovechkin 49	Kuznetsov 56	Wilson 187	Ovechkin 17
2016-17	Backstrom 86	Ovechkin/Oshie 33	Backstrom 63	Wilson 133	Ovechkin 17
2015-16	Kuznetsov 77	Ovechkin 50	Kuznetsov 57	Wilson 163	Ovechkin 19
2014-15	Ovechkin 81	Ovechkin 53	Backstrom 60	Wilson 172	Ovechkin 25
2013-14	Ovechkin/Backstrom 79	Ovechkin 51	Backstrom 61	Wilson 151	Ovechkin 24
2012-13	Ovechkin 56	Ovechkin 32	Backstrom 40	Hendricks 73	Ovechkin 16
2011-12	Ovechkin 65	Ovechkin 38	Wideman 35	Hendricks 95	Ovechkin 13
2010-11	Ovechkin 85	Ovechkin 32	Ovechkin 53	Hendricks 110	Knuble/Ovechkin 7
2009-10	Ovechkin 109	Ovechkin 50	Backstrom 68	Ovechkin 89	Ovechkin 13
2008-09	Ovechkin 110	Ovechkin 56	Backstrom 66	Brashear 121	Ovechkin 19
2007-08	Ovechkin 112	Ovechkin 65	Backstrom 65	Brashear 119	Ovechkin 22
2006-07	Ovechkin 92	Ovechkin 46	Ovechkin 46	Brashear 156	Semin 17
2005-06	Ovechkin 106	Ovechkin 52	Ovechkin 54	Clark 110	Ovechkin 21
2003-04	Halpern 46	Halpern 19	Halpern 27	Verot 135	Halpern 7
2002-03	Jagr 77	Jagr 36	Gonchar 49	Doig 108	Jagr 13
2001-02	Jagr 79	Bondra 39	Jagr 48	Simon 137	Bondra 17
2000-01	Oates 82	Bondra 45	Oates 69	Simon 109	Bondra 22
1999-00	Oates 71	Simon 29	Oates 56	Simon 146	Simon 7
1998-99	Bondra 55	Bondra 31	Oates 42	Berube 166	Gonchar 13
1997-98	Bondra 78	Bondra 52	Oates 58	Berube 189	Bondra 11
1996-97	Bondra 77	Bondra 46	Hunter 32	Berube 218	Bondra 10
1995-96	Pivonka 81	Bondra 52	Pivonka 65	Kaminski 164	Bondra 11
1994-95	Juneau/Bondra 43	Bondra 34	Juneau 38	Berube 173	Bondra 12
1993-94	Ridley 70	Khristich 29	Ridley 44	Berube 305	Khristich/Ridley 10
1992-93	Bondra 85	Bondra 37	Hunter 59	May 268	Hatchler 13
1991-92	Pivonka 80	Ciccarelli 38	Pivonka 57	May 221	Khristich 14
1990-91	Hatchler 74	Miller/Hatchler 24	Hatchler/Pivonka 50	May 264	Hatchler/Hunter 9
1989-90	Ciccarelli 79	Ciccarelli 41	Ridley 43	May 339	Ciccarelli/Pivonka 10
1988-89	Ridley 89	Courtall 42	Stevens 61	Stevens 225	(Three players)* 19
1987-88	Gartner 81	Gartner 48	Stevens 60	Hunter 240	Gartner 16
1986-87	Murphy 81	Gartner 41	Murphy 58	Stevens 285	Laughlin 11
1985-86	Christian 83	Christian 41	Gustafsson 52	Stevens 165	Christian 18
1984-85	Gartner 102	Carpenter 53	Gartner 52	Stevens 221	Gartner 17
1983-84	Gartner 85	Gartner 40	Christian 52	Stevens 201	Christian 9
1982-83	Maruk 81	Gartner 38	Maruk 50	Holt 275	Carpenter 14
1981-82	Maruk 136	Maruk 60	Maruk 76	Holt 250	Maruk 20
1980-81	Maruk 97	Maruk 50	Maruk 47	Hangsleben 198	Maruk 16
1979-80	Gartner 68	Picard 36	Picard 43	Mulvey 240	Walter 12
1978-79	Maruk 90	Maruk/Rowe 31	Maruk 59	Lane 147	Charron/Sirois 9
1977-78	Charron 73	Charron 38	Sirois 37	Lane 195	Meehan 7
1976-77	Charron 82	Charron 36	Charron 46	Lane 207	Meehan 9
1975-76	Pyatt 49	Pyatt 26	Monahan 29	Labre 146	White 7
1974-75	Williams 58	Williams 22	Williams 36	Labre 182	Dupere 8
Year	Plus/Minus Rating	Goaltender Wins	Goals-Against Average	Shutouts	Faceoff Percentage
2022-23	van Riemsdyk +10	Kuemper 22	Kuemper 2.87	Kuemper 5	Eller 54.6%
2021-22	Jensen +32	Samsonov 23	Vanecek 2.67	Vanecek 4	Dowd 53.7%
2020-21	Orlov +16	Vanecek 21	Vanecek 2.69	Vanecek/Samsonov 2	Dowd 56.3%
2019-20	Kempny +19	Samsonov 25	Samsonov 2.55	Samsonov 1	Eller 51.9%
2018-19	Kempny +24	Holtby 32	Holtby 2.82	Holtby 3	Dowd 51.9%
2017-18	Niskanen +24	Holtby 34	Grubauer 2.35	Grubauer 3	Beagle 58.5%
2016-17	Orpik +32	Holtby 42	Grubauer 2.04	Holtby 9	Beagle 56.4%
2015-16	Kuznetsov +27	Holtby 48	Holtby 2.20	Holtby 3	Beagle 58.1%
2014-15	Green +15	Holtby 41	Holtby 2.22	Holtby 9	Backstrom 53.6%
2013-14	Ward/Oleksy +7	Holtby 23	Halak 2.31	Holtby 4	Grabovski 54.0%
2012-13	Fehr +14	Holtby 23	Holtby 2.58	Holtby 4	Beagle 56.1%
2011-12	Ward/Alzner +12	Vokoun 25	Holtby 2.49	Vokoun 4	Halpern 58.4%
2010-11	Backstrom/Ovechkin +24	Neuvirth 27	Holtby 1.79	Neuvirth 4	Steckel 63.7%
2009-10	Schultz +50	Theodore 30	Varlamov 2.55	Varlamov 2	Steckel 59.2%
2008-09	Semin +25	Theodore 32	Johnson 2.81	Theodore 3	Steckel 57.9%
2007-08	Kozlov/Ovechkin +28	Kolzig 25	Kolzig 2.91	Huet 2	Fedorov 58.0%
2006-07	Gordon +10	Kolzig 22	Kolzig 3.00	Kolzig 1	Gordon 52.1%
2005-06	Clark +9	Kolzig 20	Johnson 3.44	Johnson 1	Halpern 55.2%
2003-04	Semin/Whitfield -2	Kolzig 19	Kolzig 2.89	Kolzig 2	Halpern 54.3%
2002-03	Klee +22	Kolzig 33	Kolzig 2.40	Kolzig 4	Halpern 54.1%
2001-02	Bondra +17	Kolzig 31	Kolzig 2.79	Kolzig 6	Oates 56.5%
2000-01	Reekie +14	Kolzig 37	Kolzig 2.48	Kolzig 5	Oates 58.9%
1999-00	Gonchar +26	Kolzig 41	Kolzig 2.24	Kolzig 5	Oates 56.8%
1998-99	Reekie +11	Kolzig 26	Tabaracci 2.51	Kolzig 4	
1997-98	Reekie +15	Kolzig 33	Kolzig 2.20	Kolzig 5	
1996-97	Cote +11	Carey 17	Kolzig 2.59	Kolzig 2	
1995-96	Tinordi +26	Carey 35	Carey 2.26	Carey 9	
1994-95	Reekie +10	Carey 18	Carey 2.13	Carey 4	
1993-94	Cote +30	Beaupre 24	Beaupre 2.84	Beaupre/Tabaracci 2	
1992-93	Khristich +29	Beaupre 27	Beaupre 3.31	Tabaracci 2	
1991-92	Khristich +24	Beaupre 29	Beaupre 3.20	Beaupre/Liut 1	
1990-91	Langway +12	Beaupre 20	Beaupre 2.64	Beaupre 5	
1989-90	Courtall +27	Beaupre 23	Beaupre 3.22	Beaupre 2	
1988-89	Hatchler +19	Peeters 20	Peeters 2.85	Peeters 4	
1987-88	Gartner +20	Malarchuk 24	Peeters 2.78	Malarchuk 4	
1986-87	Murphy +25	Mason 20	Peeters 3.21	N/A 0	
1985-86	Haworth +36	Jensen 28	Jensen 3.18	Jensen 2	
1984-85	Langway +36	Riggin 28	Riggin 2.98	Riggin 2	
1983-84	Gustafsson +29	Jensen 25	Riggin 2.66	Jensen/Riggin 4	
1982-83	Currie +18	Jensen 22	Riggin 3.36	Jensen 1	
1981-82	Robertson -1	Parro 16	Jensen 3.81	Parro 1	
1980-81	Gustafsson +11	Palmateer 18	Palmateer 3.85	Palmateer 2	
1979-80	Gartner +16	Stephenson 18	Stephenson 3.57	N/A 0	
1978-79	Edberg +12	Inness 14	Inness 3.70	N/A 0	
1977-78	Marson +1	Bedard 11	Bedard 3.66	Bedard 1	
1976-77	Riley +4	Low 16	Wolfe 3.84	Wolfe 1	
1975-76	Gryp -18	Low 6	Wolfe 4.16	N/A 0	
1974-75	Brooks -19	Low 8	Belhumeur 5.36	Low 1	
Year	Blocked Shots	Takeaways			
2022-23	van Riemsdyk 160	Sheary 48			
2021-22	van Riemsdyk 129	Kuznetsov 54			
2020-21	Carlson 69	Dowd 38			
2019-20	Carlson 108	Orlov 49			
2018-19	Carlson 164	Eller 59			
2017-18	Orlik 168	Carlson 58			
2016-17	Alzner 162	Backstrom 61			
2015-16	Alzner 207	Oshie 62			
2014-15	Carlson 200	Backstrom 55			
2013-14	Carlson 177	Carlson 55			
2012-13	Carlson 123	Backstrom 40			

# Career Leaders

## GAMES PLAYED

1.	<b>Alex Ovechkin</b> .....	<b>1,347</b>
4.	<b>Nicklas Backstrom</b> .....	<b>1,097</b>
3.	Calle Johansson .....	983
4.	Peter Bondra .....	961
5.	Kelly Miller .....	940
6.	<b>John Carlson</b> .....	<b>927</b>
7.	Dale Hunter .....	872
8.	Michal Pivonka .....	825
9.	Mike Gartner .....	758
10.	Brooks Laich .....	742

## PENALTY MINUTES

1.	Dale Hunter .....	2,003
2.	Scott Stevens .....	1,628
3.	<b>Tom Wilson</b> .....	<b>1,299</b>
4.	Craig Berube .....	1,220
5.	Alan May .....	1,189
6.	Brendan Witt .....	1,035
7.	Kevin Hatcher .....	999
8.	<b>Alex Ovechkin</b> .....	<b>797</b>
9.	Mike Gartner .....	770
10.	Yvon Labre .....	756

## PLUS/MINUS RATING

1.	Rod Langway .....	+116
2.	Dmitry Orlov .....	+104
3.	<b>John Carlson</b> .....	<b>+93</b>
4.	Scott Stevens .....	+90
5.	<b>Nicklas Backstrom</b> .....	<b>+86</b>
	Joe Reekie .....	+86
7.	Jeff Schultz .....	+78
8.	Kelly Miller .....	+75
9.	Peter Bondra .....	+74
10.	Gaetan Duchesne .....	+69

## SAVE PERCENTAGE

1.	Philipp Grubauer .....	.923
2.	Semyon Varlamov .....	.917
3.	Braden Holtby .....	.916

## SAVES

1.	Olie Kolzig .....	18,013
2.	Braden Holtby .....	12,353
3.	Don Beaupre .....	6,036

## SHUTOUTS

1.	Olie Kolzig .....	35
	Braden Holtby .....	35
3.	Jim Carey .....	14

## GOALS

1.	<b>Alex Ovechkin</b> .....	<b>822</b>
2.	Peter Bondra .....	472
3.	Mike Gartner .....	397
4.	<b>Nicklas Backstrom</b> .....	<b>271</b>
5.	Mike Ridley .....	218
6.	Alexander Semin .....	197
7.	Bengt Gustafsson .....	195
8.	Dave Christian .....	193
9.	Bobby Carpenter .....	188
10.	Dennis Maruk .....	182

## POWER-PLAY GOALS

1.	<b>Alex Ovechkin</b> .....	<b>299</b>
2.	Peter Bondra .....	137
3.	Mike Gartner .....	98
4.	<b>Nicklas Backstrom</b> .....	<b>86</b>
5.	Dale Hunter .....	72

## SHORTHANDED GOALS

1.	Peter Bondra .....	32
2.	Mike Ridley .....	17
	Bengt Gustafsson .....	17
4.	Kelly Miller .....	15

## ASSISTS

1.	<b>Nicklas Backstrom</b> .....	<b>761</b>
2.	<b>Alex Ovechkin</b> .....	<b>663</b>
3.	<b>John Carlson</b> .....	<b>481</b>
4.	Michal Pivonka .....	418
5.	Mike Gartner .....	392
6.	<b>Evgeny Kuznetsov</b> .....	<b>386</b>
7.	Dale Hunter .....	375
8.	Calle Johansson .....	361
9.	Bengt Gustafsson .....	359
10.	Peter Bondra .....	353

## GAME-WINNING GOALS

1.	<b>Alex Ovechkin</b> .....	<b>124</b>
2.	Peter Bondra .....	73
3.	Mike Gartner .....	54
4.	<b>Nicklas Backstrom</b> .....	<b>39</b>

## GOALTENDING (MINIMUM 3,000 MIN.)

### GAMES PLAYED

1.	Olie Kolzig .....	711
2.	Braden Holtby .....	468
3.	Don Beaupre .....	269

## MINUTES

1.	Olie Kolzig .....	41,260
2.	Braden Holtby .....	26,829
3.	Don Beaupre .....	15,186

## WINS

1.	Olie Kolzig .....	301
2.	Braden Holtby .....	282
3.	Don Beaupre .....	128

## GOALS-AGAINST AVERAGE

1.	Philipp Grubauer .....	2.29
2.	Jim Carey .....	2.37

# TOP 50 POINT SCORERS

No.	Player	Years	GP	G	A	P	PIM	No.	Player	Years	GP	G	A	P	PIM
1.	<b>Alex Ovechkin</b>	<b>2005-</b>	<b>1,347</b>	<b>822</b>	<b>663</b>	<b>1,485</b>	<b>797</b>	27.	Dmitri Khristich	1990-02	419	140	160	300	218
2.	<b>Nicklas Backstrom</b>	<b>2007-</b>	<b>1,097</b>	<b>271</b>	<b>761</b>	<b>1,032</b>	<b>502</b>	28.	<b>Tom Wilson</b>	<b>2013-</b>	<b>680</b>	<b>128</b>	<b>167</b>	<b>295</b>	<b>1,299</b>
3.	Peter Bondra	1990-04	961	472	353	825	679	29.	Craig Laughlin	1982-88	428	110	173	283	284
4.	Mike Gartner	1979-89	758	397	392	789	770	30.	Ryan Walter	1978-82	307	114	163	277	468
5.	<b>John Carlson</b>	<b>2009-</b>	<b>927</b>	<b>141</b>	<b>481</b>	<b>622</b>	<b>302</b>	31.	Bobby Gould	1981-89	600	134	142	276	476
6.	Michal Pivonka	1986-99	825	181	418	599	476	32.	Guy Charron	1976-81	320	118	156	274	54
7.	Dale Hunter	1987-99	872	181	375	556	2003	33.	Sylvain Cote	1991-02	622	75	195	270	336
8.	Bengt Gustafsson	1979-89	629	195	359	554	196	34.	Alan Haworth	1982-87	346	129	139	268	249
9.	<b>Evgeny Kuznetsov</b>	<b>2014-</b>	<b>680</b>	<b>165</b>	<b>386</b>	<b>551</b>	<b>364</b>	35.	Dmitry Orlov	2011-23	686	60	196	256	279
10.	Mike Ridley	1986-94	588	218	329	547	250	36.	Joe Juneau	1993-99	312	62	172	234	98
11.	Calle Johansson	1989-03	983	113	361	474	449	37.	Jeff Halpern	1999-06, '11-12	507	91	139	230	375
12.	Dennis Maruk	1978-83	343	182	249	431	365	38.	Gaetan Duchesne	1981-87	451	87	138	225	251
13.	Scott Stevens	1982-90	601	98	331	429	1628	39.	Dainius Zubrus	2000-07	331	86	130	216	260
14.	Kevin Hatcher	1984-94	685	149	277	426	999	40.	Bob Sirois	1975-80	282	91	120	211	38
15.	Dave Christian	1983-90	504	193	224	417	107	41.	Dino Ciccarelli	1988-92	223	112	97	209	278
16.	Sergei Gonchar	1994-04	654	144	272	416	517	42.	Lars Eller	2016-23	488	87	121	208	256
17.	Alexander Semin	2003-12	469	197	211	408	452	43.	Rod Langway	1982-93	726	25	177	202	504
	Kelly Miller	1986-99	940	162	246	408	436	44.	Jaromir Jagr	2001-04	190	83	118	201	94
19.	Bob Carpenter	1981-87, '92-93	490	188	207	395	462	45.	Jason Chimera	2009-16	490	82	115	197	350
20.	Adam Oates	1997-01	387	73	290	363	126	46.	Al Iafrate	1990-94	256	58	118	176	616
21.	<b>T.J. Oshie</b>	<b>2015-</b>	<b>515</b>	<b>180</b>	<b>180</b>	<b>360</b>	<b>258</b>	47.	Eric Fehr	2005-11, '12-15	419	87	87	174	140
	Mike Green	2005-15	575	113	247	360	416	48.	Andrei Nikolishin	1996-02	407	58	113	171	174
23.	Larry Murphy	1983-89	453	86	259	345	332	49.	Rick Green	1976-82	377	31	127	158	381
24.	Steve Konowalchuk	1992-04	693	146	196	342	619	50.	Jakub Vrana	2016-21	284	76	81	157	67
25.	Brooks Laich	2004-16	742	133	191	324	297								
	Marcus Johansson	2010-17, '21-23	579	118	206	324	70								

# Single-Season Leaders

## GAMES PLAYED

1.	Craig Berube (1993-94)	84
	Sylvain Cote (1993-94)	84
	Calle Johansson (1993-94)	84
	Kelly Miller (1993-94)	84
	Dale Hunter (1992-93)	84
	Kelly Miller (1992-93)	84
	Mike Ridley (1992-93)	84

## POINTS

1.	Dennis Maruk (1981-82)	136
2.	<b>Alex Ovechkin (2007-08)</b>	<b>112</b>
3.	<b>Alex Ovechkin (2008-09)</b>	<b>110</b>
4.	<b>Alex Ovechkin (2009-10)</b>	<b>109</b>
5.	<b>Alex Ovechkin (2005-06)</b>	<b>106</b>
6.	Mike Gartner (1984-85)	102
7.	<b>Nicklas Backstrom (2009-10)</b>	<b>101</b>
8.	Dennis Maruk (1980-81)	97
9.	Bob Carpenter (1984-85)	95
10.	Mike Gartner (1980-81)	94

## GOALS

1.	<b>Alex Ovechkin (2007-08)</b>	<b>65</b>
2.	Dennis Maruk (1981-82)	60
3.	<b>Alex Ovechkin (2008-09)</b>	<b>60</b>
4.	<b>Alex Ovechkin (2014-15)</b>	<b>53</b>
	Bob Carpenter (1984-85)	53
6.	<b>Alex Ovechkin (2005-06)</b>	<b>52</b>
	Peter Bondra (1997-98)	52
	Peter Bondra (1995-96)	52
9.	<b>Alex Ovechkin (2013-14)</b>	<b>51</b>
	<b>Alex Ovechkin (2018-19)</b>	<b>51</b>
11.	<b>Alex Ovechkin (2021-22)</b>	<b>50</b>
	<b>Alex Ovechkin (2015-16)</b>	<b>50</b>
	<b>Alex Ovechkin (2009-10)</b>	<b>50</b>
	Mike Gartner (1984-85)	50
	Dennis Maruk (1980-81)	50

## ASSISTS

1.	Dennis Maruk (1981-82)	76
2.	Adam Oates (2000-01)	69
3.	<b>Nicklas Backstrom (2009-10)</b>	<b>68</b>
4.	<b>Nicklas Backstrom (2008-09)</b>	<b>66</b>
5.	Michal Pivonka (1995-96)	65
6.	<b>Nicklas Backstrom (2016-17)</b>	<b>63</b>
7.	<b>Nicklas Backstrom (2013-14)</b>	<b>61</b>
	Scott Stevens (1988-89)	61
9.	<b>John Carlson (2019-20)</b>	<b>60</b>
	<b>Nicklas Backstrom (2014-15)</b>	<b>60</b>
	Scott Stevens (1987-88)	60

## PENALTY MINUTES

1.	Alan May (1989-90)	339
2.	Craig Berube (1993-94)	305
3.	Neil Sheehy (1989-90)	291
4.	Scott Stevens (1986-87)	283
5.	Randy Holt (1980-81)	275
6.	Alan May (1992-93)	268
7.	Alan May (1990-91)	264
8.	Randy Holt (1981-82)	250
9.	Paul Mulvey (1979-80)	240
	Dale Hunter (1987-88)	240

## POWER-PLAY GOALS

1.	<b>Alex Ovechkin (2014-15)</b>	<b>25</b>
2.	<b>Alex Ovechkin (2013-14)</b>	<b>24</b>
3.	<b>Alex Ovechkin (2007-08)</b>	<b>22</b>
	Peter Bondra (2000-01)	22
5.	<b>Alex Ovechkin (2005-06)</b>	<b>21</b>
6.	Dennis Maruk (1981-82)	20
7.	<b>Alex Ovechkin (2015-16)</b>	<b>19</b>
	<b>Alex Ovechkin (2008-09)</b>	<b>19</b>
	Mike Gartner (1987-88)	19
	Ryan Walter (1981-82)	19

## SHORTHANDED GOALS

1.	Mike Gartner (1986-87)	7
2.	Peter Bondra (1994-95)	6
3.	Matt Pettinger (2005-06)	5
	Peter Bondra (1997-98)	5
	Mike Ridley (1991-92)	5
	Mike Ridley (1990-91)	5
	Bengt Gustafsson (1987-88)	5

## GAME-WINNING GOALS

1.	Peter Bondra (1997-98)	13
2.	<b>Alex Ovechkin (2014-15)</b>	<b>11</b>
	<b>Alex Ovechkin (2010-11)</b>	<b>11</b>
	<b>Alex Ovechkin (2007-08)</b>	<b>11</b>
	Mike Gartner (1984-85)	11
6.	<b>Alex Ovechkin (2013-14)</b>	<b>10</b>
	<b>Alex Ovechkin (2008-09)</b>	<b>10</b>
	Mike Gartner (1986-87)	10
9.	Jaromir Jagr (2002-03)	9
	Mike Ridley (1988-89)	9

## PLUS/MINUS RATING

1.	Jeff Schultz (2009-10)	+50
2.	<b>Alex Ovechkin (2009-10)</b>	<b>+45</b>
3.	Mike Green (2009-10)	+39
4.	<b>Nicklas Backstrom (2009-10)</b>	<b>+37</b>
5.	Alexander Semin (2009-10)	+36
	Alan Haworth (1985-86)	+36
	Rod Langway (1984-85)	+36
8.	Darren Veitch (1984-85)	+33
9.	Brooks Orpik (2016-17)	+32
	<b>Nick Jensen (2021-22)</b>	<b>+32</b>

## GOALTENDING (MINIMUM 1,200 MIN.)

### GAMES PLAYED

1.	Braden Holtby (2014-15)	73
	Olie Kolzig (1999-00)	73
3.	Olie Kolzig (2000-01)	72
4.	Jim Carey (1995-96)	71
	Olie Kolzig (2001-02)	71

### MINUTES

1.	Olie Kolzig (1999-00)	4,371
2.	Olie Kolzig (2000-01)	4,279
3.	Braden Holtby (2014-15)	4,247

### WINS

1.	Braden Holtby (2015-16)	48
2.	Braden Holtby (2016-17)	42
3.	Braden Holtby (2014-15)	41
	Olie Kolzig (1999-00)	41

## GOALS-AGAINST AVERAGE

1.	Philipp Grubauer (2016-17)	2.04
2.	Braden Holtby (2016-17)	2.07
3.	Jim Carey (1994-95)	2.13

## SAVE PERCENTAGE

1.	Philipp Grubauer (2016-17)	.926
2.	Braden Holtby (2016-17)	.925
3.	Semyon Varlamov (2010-11)	.924

## SHUTOUTS

1.	Braden Holtby (2016-17)	9
	Braden Holtby (2014-15)	9
	Jim Carey (1995-96)	9

# TOP CAREER GOALTENDERS

## MINIMUM 3,000 MINUTES PLAYED; RANKED BY WINS

No.	Player	Years	GP	MIN	W	L	T/OT	GA	GAA	SO	SA	PCT
1.	Olie Kolzig	1989-08	711	41,260	301	293	101	1,860	2.70	35	19,873	.906
2.	Braden Holtby	2010-	458	26,828	282	122	46	1,133	2.53	35	13,486	.916
3.	Don Beaupre	1988-94	269	15,186	128	96	27	773	3.05	12	6,813	.887
4.	Al Jensen	1981-87	173	9,614	94	48	18	523	3.26	8	3,340	N/A
5.	Jim Carey	1994-97	139	7,966	70	48	15	315	2.37	14	3,269	.904
	Pete Peeters	1985-89	139	7,773	70	41	15	396	3.06	7	3,496	.887
7.	Pat Riffin	1982-86	143	8,217	67	46	19	414	3.02	6	3,550	.883
8.	Jose Theodore	2008-10	104	5,873	62	24	12	278	2.84	3	2,924	.905
9.	Michal Neuvirth	2008-14	134	7,292	59	41	13	325	2.67	7	3,611	.910
10.	Ilya Samsonov	2019-22	89	4,865	52	22	8	228	2.81	6	2,333	.902
11.	Philipp Grubauer	2012-18	101	5,273	43	31	11	201	2.29	6	2,614	.923
12.	Vitek Vanecek	2020-22	79	4,432	41	22	10	198	2.68	6	2,148	.908
13.	Clint Malarchuk	1987-89	96	5,354	40	38	11	295	3.31	5	2,485	.881
14.	Bob Mason	1983-90	76	4,155	35	29	7	219	3.16	1	1,978	.889
15.	Brent Johnson	2005-09	96	5,220	34	41	12	279	3.21	1	2,827	.901
16.	Semyon Varlamov	2008-11	59	3,416	30	13	12	136	2.39	4	1,636	.917
	Ron Low	1974-77	145	7,795	30	94	9	631	4.86	1	N/A	N/A
18.	Jim Hrivnak	1989-93	59	3,067	28	19	3	180	3.52	0	1,470	.878
19.	Mike Liut	1989-92	64	3,435	27	27	5	201	3.51	2	1,561	.871
20.	<b>Darcy Kuemper</b>	<b>2022-</b>	<b>57</b>	<b>3,224</b>	<b>22</b>	<b>26</b>	<b>7</b>	<b>154</b>	<b>2.87</b>	<b>5</b>	<b>1,674</b>	<b>.909</b>
	Wayne Stephenson	1979-81	76	4,156	22	31	15	253	3.65	1	N/A	N/A
22.	Rick Tabaracci	1992-99	69	3,700	21	31	10	167	2.71	6	1,489	.899
	Dave Parro	1980-84	77	4,015	21	36	10	274	4.09	2	N/A	N/A



# 2022-23

	W	L	OT	PTS
Home	18	16	7	43
Away	17	21	3	37
1st Half	22	13	6	50
2nd Half	13	24	4	30
October	5	4	1	11
November	5	7	2	12
December	11	2	2	24
January	6	7	1	13
February	2	7	0	4
March	5	6	3	13
April	1	4	1	3

**Head Coach**  
Peter Laviolette



**DYLAN STROME**

Player	GP	G	A	PTS	PIM	+/-	PPG	SH	GW
Alex Ovechkin	73	42	33	75	48	-16	14	0	3
Dylan Strome	81	23	42	65	24	-4	3	0	2
Evgeny Kuznetsov	81	12	43	55	56	-26	5	0	2
Erik Gustafsson	61	7	31	38	21	+9	0	0	2
Conor Sheary	82	15	22	37	22	+9	2	2	1
T.J. Oshie	58	19	16	35	59	-18	9	0	2
Sonny Milano	64	11	22	33	18	-5	1	0	3
John Carlson	40	9	20	29	12	-7	3	1	0
Nick Jensen	77	4	24	29	18	-1	0	0	0
Marcus Johansson	60	13	15	28	8	-3	4	1	5
Anthony Mantha	67	11	16	27	31	-8	1	0	2
Nic Dowd	65	13	12	25	26	+6	0	0	3
Trevor van Riemsdyk	75	7	16	23	15	+10	0	0	0
Tom Wilson	33	13	9	22	78	-13	4	0	1
Nicklas Backstrom	39	7	14	21	14	-25	6	0	0
Dmitry Orlov	43	3	16	19	10	+2	0	0	2
Garnet Hathaway	59	9	7	16	52	+6	0	0	1
Lars Eller	60	7	9	16	36	-1	0	0	0
Martin Fehervary	67	6	10	16	31	-11	0	0	1
Aliaksei Protas	58	4	11	15	12	-8	0	0	0
Rasmus Sandin	19	3	12	15	16	-7	0	0	0
Nicolas Aube-Kubel	47	4	8	12	46	+2	0	0	0
Craig Smith	22	5	1	6	4	+1	0	0	2
Matt Irwin	61	2	3	5	36	-8	0	0	0
Alexander Alexeyev*	32	0	5	5	4	-2	0	0	0
Joe Snively	12	2	2	4	0	+3	0	0	0
Beck Malenstyn*	9	1	1	2	2	0	0	0	1
Gabriel Carlsson	6	0	2	2	0	-1	0	0	0
Vincent Iorio*	3	0	1	1	0	0	0	0	0
Dylan McIlrath	6	0	1	1	7	-6	0	0	0
Connor McMichael	6	0	0	0	5	0	0	0	0
Henrik Borgstrom	1	0	0	0	0	0	0	0	0
Lucas Johansen*	2	0	0	0	0	0	0	0	0
Connor Brown	4	0	0	0	0	-3	0	0	0

Goaltender	GP	MIN	GA	SO	SV%	GAA	W-L-OT
Darcy Kuemper	57	3,224	154	5	.909	2.87	22-26-7
Charlie Lindgren	31	1,692	86	0	.899	3.05	13-11-3

\* Indicates rookie

# 35-37-10, 80 points

Date	Opponent	Result	Record	Pts
10/12	Boston	L 2-5	0-1-0	0
10/13	@ Toronto	L 2-3	0-2-0	0
10/15	Montreal	W 3-1	1-2-0	2
10/17	Vancouver	W 6-4	2-2-0	4
10/20	@ Ottawa	L 2-5	2-3-0	4
10/22	Los Angeles	W 4-3	3-3-0	6
10/24	@ New Jersey	W 6-3	4-3-0	8
10/27	@ Dallas	L 0-2	4-4-0	8
10/29	@ Nashville	W 3-0	5-4-0	10
10/31	@ Carolina	L 2-2**	5-4-1	11
11/1	Vegas	L 2-3*	5-4-2	12
11/3	@ Detroit	L 1-3	5-5-2	12
11/5	Arizona	L 2-3	5-6-2	12
11/7	Edmonton	W 5-4	6-6-2	14
11/9	Pittsburgh	L 1-4	6-7-2	14
11/11	Tampa Bay	W 5-1	7-7-2	16
11/13	@ Tampa Bay	L 3-6	7-8-2	16
11/15	@ Florida	L 2-5	7-9-2	16
11/17	@ St. Louis	L 4-5**	7-9-3	17
11/19	Colorado	L 0-4	7-10-3	17
11/23	Philadelphia	W 3-2*	8-10-3	19
11/25	Calgary	W 3-0	9-10-3	21
11/26	@ New Jersey	L 1-5	9-11-3	21
11/29	@ Vancouver	W 5-1	10-11-3	23
12/1	@ Seattle	L 2-3*	10-11-4	24
12/3	@ Calgary	L 2-5	10-12-4	24
12/5	@ Edmonton	W 3-2	11-12-4	26
12/7	@ Philadelphia	W 4-1	12-12-4	28
12/9	Seattle	W 4-1	13-12-4	30
12/11	@ Winnipeg	W 5-2	14-12-4	32
12/13	@ Chicago	W 7-3	15-12-4	34
12/15	Dallas	L 1-2	15-13-4	34
12/17	Toronto	W 5-2	16-13-4	36
12/19	Detroit	W 4-3*	17-13-4	38
12/22	@ Ottawa	W 3-2*	18-13-4	40
12/23	Winnipeg	W 4-1	19-13-4	42
12/27	@ NY Rangers	W 4-0	20-13-4	44
12/29	Ottawa	L 3-4*	20-13-5	45
12/31	Montreal	W 9-2	21-13-5	47
1/3	Buffalo	L 4-5	21-13-6	48
1/5	@ Columbus	W 6-2	22-13-6	50
1/6	Nashville	L 2-3	22-14-6	50
1/8	Columbus	W 1-0	23-14-6	52
1/11	@ Philadelphia	L 3-5	23-15-6	52
1/14	Philadelphia	L 1-3	23-16-6	52
1/16	@ NY Islanders	W 4-3*	24-16-6	54
1/17	Minnesota	L 2-4	24-17-6	54
1/19	@ Arizona	W 4-0	25-17-6	56
1/21	@ Vegas	L 2-6	25-18-6	56
1/24	@ Colorado	L 2-3	25-19-6	56
1/26	Pittsburgh	W 4-3**	26-19-6	58
1/29	@ Toronto	L 1-5	26-20-6	58
1/31	@ Columbus	W 4-3*	27-20-6	60
2/11	@ Boston	W 2-1	28-20-6	62
2/12	San Jose	L 1-4	28-21-6	62
2/14	Carolina	L 2-3	28-22-6	62
2/16	Florida	L 3-6	28-23-6	62
2/18	@ Carolina	L 1-4	28-24-6	62
2/21	Detroit	L 1-3	28-25-6	62
2/23	Anaheim	L 2-4	28-26-6	62
2/25	NY Rangers	W 6-3	29-26-6	64
2/26	@ Buffalo	L 4-7	29-27-6	64
3/1	@ Anaheim	W 3-2*	30-27-6	66
3/4	@ San Jose	W 8-3	31-27-6	68
3/6	@ Los Angeles	L 2-4	31-28-6	68
3/9	New Jersey	L 2-3**	31-28-7	69
3/11	@ NY Islanders	W 5-1	32-28-7	71
3/14	@ NY Rangers	L 3-5	32-29-7	71
3/15	Buffalo	W 5-4**	33-29-7	73
3/17	St. Louis	L 2-5	33-30-7	73
3/19	@ Minnesota	L 3-5	33-31-7	73
3/21	Columbus	L 6-7*	33-31-8	74
3/23	Chicago	W 6-1	34-31-8	76
3/25	Pittsburgh	L 3-4	34-32-8	76
3/29	NY Islanders	L 1-2**	34-32-9	77
3/30	@ Tampa Bay	L 1-5	34-33-9	77
4/2	NY Rangers	L 2-5	34-34-9	77
4/6	@ Montreal	L 2-6	34-35-9	77
4/8	Florida	L 2-4	34-36-9	77
4/10	NY Islanders	W 5-2	35-36-9	79
4/11	@ Boston	L 2-5	35-37-9	79
4/13	New Jersey	L 4-5*	35-37-10	80

\* Denotes overtime game

\*\* Denotes shootout

2021-22

44-26-12, 100 points

	W	L	OT	PTS
Home	19	16	6	44
Away	25	10	6	56
1st Half	22	10	9	53
2nd Half	22	16	3	47
October	5	0	3	13
November	9	4	2	20
December	6	2	2	14
January	4	6	2	10
February	4	6	0	8
March	9	3	1	19
April	7	5	2	16

Head Coach  
Peter Laviolette



ALEX OVECHKIN

Player	GP	G	A	PTS	PIM	+/-	PPG	SH	GW
Alex Ovechkin	77	50	40	90	18	+8	16	1	5
Evgeny Kuznetsov	79	24	54	78	44	+7	8	3	4
John Carlson	78	17	54	71	20	+13	7	0	2
Tom Wilson	78	24	28	52	98	+13	4	2	5
Conor Sheary	71	19	24	43	14	-2	2	0	5
Dmitry Orlov	76	12	23	35	44	+25	2	0	4
Lars Eller	72	13	18	31	40	-4	0	0	2
Nicklas Backstrom	47	6	25	31	12	-8	1	0	1
Garnet Hathaway	76	14	12	26	57	+19	0	0	4
T.J. Oshie	44	11	14	25	18	-12	4	0	1
Nic Dowd	54	10	14	24	44	+10	0	1	0
Anthony Mantha	37	9	14	23	14	+4	0	0	0
Justin Schultz	74	4	19	23	16	-15	2	0	1
Nick Jensen	76	5	16	21	21	+32	0	0	1
Connor McMichael*	68	9	9	18	10	-3	0	0	0
Martin Fehervary*	79	8	9	17	26	+15	0	1	2
Trevor van Riemsdyk	72	1	16	17	40	-3	0	0	0
Daniel Sprong	47	8	6	14	8	+6	0	0	0
Carl Hagelin	53	3	11	14	20	+10	0	0	1
Aliaksei Protas*	33	3	6	9	0	+4	0	0	0
Joe Snively*	12	4	3	7	2	+3	1	0	0
Brett Leason*	36	3	3	6	4	+1	0	0	0
Marcus Johansson	18	3	3	6	0	-4	0	0	1
Johan Larsson	14	1	5	6	2	-1	1	0	0
Axel Jonsson-Fjallby*	23	2	2	4	4	0	0	0	0
Michael Sgarbossa	10	2	2	4	0	+3	0	0	0
Matt Irwin	17	1	3	4	6	0	0	0	0
Michael Kempny	15	1	1	2	16	-3	0	0	0
Hendrix Lapierre*	6	1	0	1	2	+2	0	0	0
Garrett Pilon*	2	1	0	1	0	+1	0	0	0
Beck Malenstyn*	12	1	0	1	9	+2	0	0	0
Dennis Cholowski	7	0	1	1	2	-4	0	0	0
Lucas Johansen*	1	0	1	1	0	+1	0	0	0
Alexander Alexeyev*	1	0	0	0	2	0	0	0	0
Mike Vecchione	1	0	0	0	0	-1	0	0	0

Goaltender	GP	MIN	GA	SO	SV%	GAA	W-L-OT
Ilya Samsonov	44	2,361	119	3	.896	3.02	23-12-5
Vitek Vaneccek	42	2,317	103	4	.908	2.67	20-12-6
Zach Fucale	4	171	5	1	.924	1.75	1-1-1
Phoenix Copley	2	96	5	0	.878	3.11	0-1-0

\* Indicates rookie

Date	Opponent	Result	Record	Pts
10/13	NY Rangers	W 5-1	1-0-0	2
10/16	Tampa Bay	L 1-2*	1-0-1	3
10/19	Colorado	W 6-3	2-0-1	5
10/21	@ New Jersey	W 4-1	3-0-1	7
10/23	Calgary	L 3-4*	3-0-2	8
10/25	@ Ottawa	W 7-5	4-0-2	10
10/27	Detroit	L 2-3*	4-0-3	11
10/29	Arizona	W 2-0	5-0-3	13
11/1	@ Tampa Bay	L 2-3	5-1-3	13
11/4	@ Florida	L 4-5*	5-1-4	14
11/6	Philadelphia	L 1-2	5-2-4	14
11/8	Buffalo	W 5-3	6-2-4	16
11/11	@ Detroit	W 2-0	7-2-4	18
11/12	@ Columbus	W 4-3	8-2-4	20
11/14	Pittsburgh	W 6-1	9-2-4	22
11/16	@ Anaheim	L 2-3*	9-2-5	23
11/17	@ Los Angeles	W 2-0	10-2-5	25
11/20	@ San Jose	W 4-0	11-2-5	27
11/21	@ Seattle	L 2-5	11-3-5	27
11/24	Montreal	W 6-3	12-3-5	29
11/26	Florida	W 4-3	13-3-5	31
11/28	@ Carolina	W 4-2	14-3-5	33
11/30	@ Florida	L 4-5	14-4-5	33
12/2	Chicago	L 3-4**	14-4-6	34
12/4	Columbus	W 3-1	15-4-6	36
12/6	Anaheim	W 4-3**	16-4-6	38
12/10	Pittsburgh	L 2-4	16-5-6	38
12/11	@ Buffalo	W 3-2**	17-5-6	40
12/15	@ Chicago	L 4-5*	17-5-7	41
12/17	@ Winnipeg	W 5-2	18-5-7	43
12/19	Los Angeles	L 2-3	18-6-7	43
12/29	Nashville	W 5-3	19-6-7	45
12/31	@ Detroit	W 3-1	20-6-7	47
1/2	New Jersey	L 3-4*	20-6-8	48
1/7	@ St. Louis	L 1-5	20-7-8	48
1/8	@ Minnesota	L 2-3**	20-7-9	49
1/10	Boston	L 3-7	20-8-9	49
1/15	@ NY Islanders	W 2-0	21-8-9	51
1/16	Vancouver	L 2-4	21-9-9	51
1/18	Winnipeg	W 4-3*	22-9-9	53
1/20	@ Boston	L 3-4	22-10-9	53
1/22	Ottawa	W 3-2*	23-10-9	55
1/24	Vegas	L 0-1	23-11-9	55
1/26	San Jose	L 1-4	23-12-9	55
1/28	@ Dallas	W 5-0	24-12-9	57
2/1	@ Pittsburgh	W 4-3*	25-12-9	59
2/2	Edmonton	L 3-5	25-13-9	59
2/8	Columbus	L 4-5	25-14-9	59
2/10	@ Montreal	W 5-2	26-14-9	61
2/13	Ottawa	L 1-4	26-15-9	61
2/15	@ Nashville	W 4-1	27-15-9	63
2/17	@ Philadelphia	W 5-3	28-15-9	65
2/24	@ NY Rangers	L 1-4	28-16-9	65
2/26	@ Philadelphia	L 1-2	28-17-9	65
2/28	Toronto	L 3-5	28-18-9	65
3/3	Carolina	W 4-0	29-18-9	67
3/5	Seattle	W 5-2	30-18-9	69
3/8	@ Calgary	W 5-4	31-18-9	71
3/9	@ Edmonton	L 3-4*	31-18-10	72
3/11	@ Vancouver	W 4-3*	32-18-10	74
3/15	NY Islanders	W 4-3**	33-18-10	76
3/17	@ Columbus	W 7-2	34-18-10	78
3/18	@ Carolina	W 4-3**	35-18-10	80
3/20	Dallas	L 2-3	35-19-10	80
3/22	St. Louis	L 2-5	35-20-10	80
3/25	@ Buffalo	W 4-3**	36-20-10	82
3/26	New Jersey	W 4-3	37-20-10	84
3/28	Carolina	L 1-6	37-21-10	84
4/3	Minesota	L 1-5	37-22-10	84
4/6	Tampa Bay	W 4-3	38-22-10	86
4/9	@ Pittsburgh	W 6-3	39-22-10	88
4/10	Boston	W 4-2	40-22-10	90
4/12	Philadelphia	W 9-2	41-22-10	92
4/14	@ Toronto	L 3-7	41-23-10	92
4/16	@ Montreal	W 8-4	42-23-10	94
4/18	@ Colorado	W 3-2	43-23-10	96
4/20	@ Vegas	L 3-4*	43-23-11	97
4/22	@ Arizona	W 2-0	44-23-11	99
4/24	Toronto	L 3-4**	44-23-12	100
4/26	NY Islanders	L 1-4	44-24-12	100
4/28	@ NY Islanders	L 1-5	44-25-12	100
4/29	@ NY Rangers	L 2-3	44-26-12	100

\* Denotes overtime game


\*\* Denotes shootout

# 2020-21

# 36-15-5, 77 points

	W	L	OT	PTS
Home	17	8	3	37
Away	19	7	2	40
1st Half	18	6	4	40
2nd Half	18	9	1	37
January	6	0	3	15
February	6	5	1	13
March	11	3	0	22
April	9	5	1	19
May	4	2	0	8

**Head Coach**  
Peter Laviolette



NICKLAS BACKSTROM

Player	GP	G	A	PTS	PIM	+/-	PPG	SH	GW
Nicklas Backstrom	55	15	38	53	14	0	5	0	0
John Carlson	52	10	34	44	12	-5	3	0	1
T.J. Oshie	53	22	21	43	18	-3	13	0	1
Alex Ovechkin	45	24	18	42	12	-7	9	0	6
Tom Wilson	47	13	20	33	96	+1	4	1	4
Evgeny Kuznetsov	41	9	20	29	18	+7	1	0	4
Justin Schultz	46	3	24	27	10	+12	0	0	1
Jakub Vrana	39	11	14	25	8	+9	0	0	4
Lars Eller	44	8	15	23	21	-1	0	0	2
Conor Sheary	53	14	8	22	14	-1	1	0	1
Dmitry Orlov	51	8	14	22	20	+16	0	0	2
Daniel Sprong	42	13	7	20	12	+7	0	0	3
Brenden Dillon	56	2	17	19	49	+15	0	0	0
Garnet Hathaway	56	6	12	18	66	+7	0	0	0
Carl Hagelin	56	6	10	16	19	+7	0	1	0
Nic Dowd	56	11	4	15	31	+4	0	0	3
Nick Jensen	53	2	12	14	14	+5	0	0	0
Zdeno Chara	55	2	8	10	44	+5	0	0	0
Richard Panik	36	3	6	9	16	-9	1	0	0
Anthony Mantha	14	4	4	8	8	0	1	0	0
Trevor van Riemsdyk	20	1	2	3	2	-1	0	0	0
Michael Raffl	10	1	2	3	7	+1	0	0	1
Michael Sgarbossa	5	0	2	2	0	+2	0	0	0
Daniel Carr	6	0	1	1	2	-2	0	0	0
Connor McMichael*	1	0	0	0	2	0	0	0	0
Brian Pinho*	2	0	0	0	0	-2	0	0	0
Garrett Pilon*	1	0	0	0	0	0	0	0	0
Philippe Maillet	2	0	0	0	0	-1	0	0	0
Jonas Siegenthaler	7	0	0	0	0	-3	0	0	0

Goaltender	GP	MIN	GA	SO	SV%	GAA	W-L-OT
Vitek Vanecek*	37	2,115	95	2	.908	2.69	21-10-4
Ilya Samsonov	19	1,093	49	2	.902	2.69	13-4-1
Craig Anderson	4	169	6	0	.915	2.13	2-1-0

\* Indicates rookie

Date	Opponent	Result	Record	Pts
1/14	@ Buffalo	W 6-4	1-0-0	2
1/15	@ Buffalo	W 2-1	2-0-0	4
1/17	@ Pittsburgh	L 3-4**	2-0-1	5
1/19	@ Pittsburgh	L 4-5*	2-0-2	6
1/22	Buffalo	W 4-3**	3-0-2	8
1/24	Buffalo	L 3-4**	3-0-3	9
1/26	NY Islanders	W 3-2	4-0-3	11
1/28	NY Islanders	W 6-3	5-0-3	13
1/30	Boston	W 4-3*	6-0-3	15
2/1	Boston	L 3-5	6-1-3	15
2/4	@ NY Rangers	L 2-4	6-2-3	15
2/7	Philadelphia	L 4-7	6-3-3	15
2/14	@ Pittsburgh	L 3-6	6-4-3	15
2/16	@ Pittsburgh	W 3-1	7-4-3	17
2/18	Buffalo	W 3-1	8-4-3	19
2/20	NY Rangers	L 1-4	8-5-3	19
2/21	New Jersey	W 4-3	9-5-3	21
2/23	Pittsburgh	L 2-3*	9-5-4	22
2/25	Pittsburgh	W 5-2	10-5-4	24
2/27	@ New Jersey	W 5-2	11-5-4	26
2/28	@ New Jersey	W 3-2	12-5-4	28
3/3	@ Boston	W 2-1**	13-5-4	30
3/5	@ Boston	L 1-5	13-6-4	30
3/7	@ Philadelphia	W 3-1	14-6-4	32
3/9	New Jersey	W 5-4*	15-6-4	34
3/11	@ Philadelphia	W 5-3	16-6-4	36
3/13	@ Philadelphia	W 5-4	17-6-4	38
3/15	@ Buffalo	W 6-0	18-6-4	40
3/16	NY Islanders	W 3-1	19-6-4	42
3/19	NY Rangers	W 2-1	20-6-4	44
3/20	NY Rangers	L 1-3	20-7-4	44
3/25	New Jersey	W 4-3	21-7-4	46
3/26	New Jersey	W 4-0	22-7-4	48
3/28	NY Rangers	W 5-4	23-7-4	50
3/30	@ NY Rangers	L 2-5	23-8-4	50
4/1	@ NY Islanders	L 4-8	23-9-4	50
4/2	@ New Jersey	W 2-1*	24-9-4	52
4/4	@ New Jersey	W 5-4	25-9-4	54
4/6	@ NY Islanders	L 0-1	25-10-4	54
4/8	Boston	L 2-4	25-11-4	54
4/9	@ Buffalo	W 4-3	26-11-4	56
4/11	@ Boston	W 8-1	27-11-4	58
4/13	Philadelphia	W 6-1	28-11-4	60
4/15	Buffalo	L 2-5	28-12-4	60
4/17	@ Philadelphia	W 6-3	29-12-4	62
4/18	@ Boston	L 3-6	29-13-4	62
4/22	@ NY Islanders	W 1-0**	30-13-4	64
4/24	@ NY Islanders	W 6-3	31-13-4	66
4/27	NY Islanders	W 1-0	32-13-4	68
4/29	Pittsburgh	L 4-5*	32-13-5	69
5/1	Pittsburgh	L 0-3	32-14-5	69
5/3	@ NY Rangers	W 6-3	33-14-5	71
5/5	@ NY Rangers	W 4-2	34-14-5	73
5/7	Philadelphia	L 2-4	34-15-5	73
5/8	Philadelphia	W 2-1*	35-15-5	75
5/11	Boston	W 2-1	36-15-5	77

\* Denotes overtime game

\*\* Denotes shootout

2019-20

41-20-8, 90 points

	W	L	OT	PTS
Home	18	10	5	41
Away	23	10	3	49
1st Half	24	6	5	53
2nd Half	17	14	3	37
October	9	2	3	21
November	10	2	2	22
December	8	5	0	16
January	8	3	0	16
February	4	7	1	9
March	2	1	2	6

Head Coach  
Todd Reirden



LARS ELLER

Player	GP	G	A	PTS	PIM	+/-	PPG	SH	GW
John Carlson	69	15	60	75	26	+12	2	0	6
Alex Ovechkin	68	48	19	67	30	-12	13	0	3
Nicklas Backstrom	61	12	42	54	14	-1	2	0	0
Jakub Vrana	69	25	27	52	18	+3	1	0	6
Evgeny Kuznetsov	63	19	33	52	40	-2	6	0	0
T.J. Oshie	69	26	23	49	26	+4	10	0	4
Tom Wilson	68	21	23	44	93	-3	5	1	5
Lars Eller	69	16	23	39	48	+3	2	1	1
Dmitry Orlov	69	4	23	27	36	+5	1	0	2
Carl Hagelin	58	8	17	24	16	+12	0	1	2
Richard Panik	59	9	13	22	36	+16	0	0	1
Michal Kempny	58	3	15	18	22	+19	0	0	0
Garnet Hathaway	66	9	7	16	79	+6	0	0	1
Nic Dowd	56	7	8	15	28	+11	0	3	1
Radko Gudas	63	2	13	15	40	+15	0	0	1
Brendan Leipsic	61	3	8	11	13	+3	0	0	1
Travis Boyd	24	3	7	10	2	+9	0	0	0
Jonas Siegenthaler	64	2	7	9	43	+11	0	0	1
Nick Jensen	68	0	8	8	13	+1	0	0	0
Ilya Kovalchuk	7	1	3	4	4	0	0	0	0
Chandler Stephenson	24	3	1	4	6	+5	0	0	2
Martin Fehervary*	6	0	1	1	6	-2	0	0	0
Beck Malenstyn*	3	0	0	0	0	-1	0	0	0
Tyler Lewington*	6	0	0	0	17	-2	0	0	0
Michael Sgarbossa	2	0	0	0	0	0	0	0	0
Christian Djoos	2	0	0	0	0	+1	0	0	0
Brenden Dillon	10	0	0	0	0	-2	0	0	0

Goaltender	GP	MIN	GA	SO	SV%	GAA	W-L-OT
Braden Holtby	48	2,743	142	0	.897	3.11	25-14-6
Ilya Samsonov*	26	1,411	60	1	.913	2.55	16-6-2

\* Indicates rookie

Date	Opponent	Result	Record	Pts
10/2	@ St. Louis	W 3-2*	1-0-0	2
10/4	@ NY Islanders	W 2-1	2-0-0	4
10/5	Carolina	L 2-3*	2-0-1	5
10/8	Dallas	L 3-4*	2-0-2	6
10/10	@ Nashville	L 5-6	2-1-2	6
10/12	@ Dallas	W 4-1	3-1-2	8
10/14	Colorado	L 3-6	3-2-2	8
10/16	Toronto	W 4-3	4-2-2	10
10/18	NY Rangers	W 5-2	5-2-2	12
10/20	@ Chicago	W 5-3	6-2-2	14
10/22	@ Calgary	W 5-3	7-2-2	16
10/24	@ Edmonton	L 3-4*	7-2-3	17
10/25	@ Vancouver	W 6-5**	8-2-3	19
10/29	@ Toronto	W 4-3*	9-2-3	21
11/1	Buffalo	W 6-1	10-2-3	23
11/3	Calgary	W 4-2	11-2-3	25
11/7	@ Florida	W 5-4*	12-2-3	27
11/9	Vegas	W 5-2	13-2-3	29
11/11	Arizona	L 3-4**	13-2-4	30
11/13	@ Philadelphia	W 2-1**	14-2-4	32
11/15	Montreal	L 2-5	14-3-4	32
11/16	@ Boston	W 3-2**	15-3-4	34
11/18	Anaheim	W 5-2	16-3-4	36
11/20	@ NY Rangers	L 1-4	14-4-4	36
11/23	Vancouver	L 1-2**	14-4-5	37
11/27	Florida	W 4-3	17-4-5	39
11/29	Tampa Bay	W 4-3*	18-4-5	41
11/30	@ Detroit	W 5-2	19-4-5	43
12/3	@ San Jose	W 5-2	20-4-5	45
12/4	@ Los Angeles	W 3-1	21-4-5	47
12/6	@ Anaheim	W 3-2	22-4-5	49
12/9	Columbus	L 2-5	22-5-5	49
12/11	Boston	W 3-2	23-5-5	51
12/14	@ Tampa Bay	W 5-2	24-5-5	53
12/16	@ Columbus	L 0-3	24-6-5	53
12/20	@ New Jersey	W 6-3	25-6-5	55
12/21	Tampa Bay	W 3-1	26-6-5	57
12/23	@ Boston	L 3-7	26-7-5	57
12/27	Columbus	W 2-1*	27-7-5	59
12/28	@ Carolina	L 4-6	27-8-5	59
12/31	NY Islanders	L 3-4	27-9-5	59
1/3	@ Carolina	W 4-3	28-9-5	61
1/5	San Jose	W 5-4*	29-9-5	63
1/7	Ottawa	W 6-1	30-9-5	65
1/8	@ Philadelphia	L 2-3	30-10-5	65
1/11	New Jersey	L 1-5	30-11-5	65
1/13	Carolina	W 2-0	31-11-5	67
1/16	New Jersey	W 5-2	32-11-5	69
1/18	@ NY Islanders	W 6-4	33-11-5	71
1/27	@ Montreal	W 4-2	34-11-5	73
1/29	Nashville	L 4-5	34-12-5	73
1/31	@ Ottawa	W 5-3	35-12-5	75
2/2	Pittsburgh	L 3-4	35-13-5	75
2/4	Los Angeles	W 4-2	36-13-5	77
2/8	Philadelphia	L 2-7	36-14-5	77
2/10	NY Islanders	L 3-5	36-15-5	77
2/13	@ Colorado	W 3-2	37-15-5	79
2/15	@ Arizona	L 1-3	37-16-5	79
2/17	@ Vegas	L 2-3	37-17-5	79
2/20	Montreal	L 3-4*	37-17-6	80
2/22	@ New Jersey	L 2-3	37-18-6	80
2/23	Pittsburgh	W 5-3	38-18-6	82
2/25	Winnipeg	W 4-3**	39-18-6	84
2/27	@ Winnipeg	L 0-3	39-19-6	84
3/1	@ Minnesota	W 4-3	40-19-6	86
3/4	Philadelphia	L 2-5	40-20-6	86
3/5	@ NY Rangers	L 5-6*	40-20-7	87
3/7	@ Pittsburgh	W 5-2	41-20-7	89
3/9	@ Buffalo	L 2-3**	41-20-8	90

\* Denotes overtime game

\*\* Denotes shootout

# 2018-19

	W	L	OT	PTS
Home	24	11	6	54
Away	24	15	2	50
1st Half	25	12	4	54
2nd Half	23	14	4	50
October	5	3	2	12
November	10	4	1	21
December	9	4	0	18
January	3	6	3	9
February	9	4	1	19
March	11	3	1	23
April	1	2	0	2

**Head Coach**  
Todd Reirden



**TOM WILSON**

Player	GP	G	A	PTS	PIM	+/-	PPG	SH	GW
Alex Ovechkin	81	51	38	89	40	+7	18	0	5
Nicklas Backstrom	80	22	52	74	30	+2	7	0	5
Evgeny Kuznetsov	76	21	51	72	50	+7	8	0	3
John Carlson	80	13	57	70	34	+21	3	0	1
T.J. Oshie	69	25	29	54	36	+5	6	1	4
Jakub Vrana	82	24	23	47	27	+20	1	0	4
Brett Connolly	81	22	24	46	24	+13	1	0	5
Tom Wilson	63	22	18	40	128	+11	3	2	2
Lars Eller	81	13	23	36	37	-1	0	1	1
Dmitry Orlov	82	3	26	29	33	+3	0	0	0
Andre Burakovsky	76	12	13	25	14	+2	1	0	4
Matt Niskanen	80	8	17	25	41	-3	1	0	1
Michal Kempny	71	6	19	25	60	+24	0	0	3
Nic Dowd	64	8	14	22	20	+10	0	0	3
Travis Boyd*	53	5	15	20	6	+6	0	0	1
Chandler Stephenson	64	5	6	11	0	-13	0	1	0
Carl Hagelin	20	3	8	11	10	+7	0	0	1
Christian Djoos	45	1	9	10	4	+9	0	0	0
Brooks Orpik	53	2	7	9	32	+8	0	0	0
Devante Smith-Pelly	54	4	4	8	15	-6	0	0	0
Dmitrij Jaskin	37	2	6	8	6	-5	0	0	0
Madison Bowey	33	1	5	6	38	+3	0	0	1
Nick Jensen	20	0	5	5	4	+3	0	0	0
Jonas Siegenthaler*	26	0	4	4	10	+6	0	0	0
Tyler Lewington*	2	1	1	2	7	+3	0	0	0
Nathan Walker*	3	0	1	1	2	+1	0	0	0

Goaltender	GP	MIN	GA	SO	SV%	GAA	W-L-OT
Braden Holtby	59	3,407	160	3	.911	2.82	32-19-5
Pheonix Copley	27	1,529	74	1	.905	2.90	16-7-3

\* Indicates rookie

# 48-26-8, 104 points

Date	Opponent	Result	Record	Pts
10/3	Boston	W 7-0	1-0-0	2
10/4	@ Pittsburgh	L 6-7*	1-0-1	3
10/10	Vegas	W 5-2	2-0-1	5
10/11	@ New Jersey	L 0-6	2-1-1	5
10/13	Toronto	L 2-4	2-2-1	5
10/17	NY Rangers	W 4-3*	3-2-1	7
10/19	Florida	L 5-6**	3-2-2	8
10/22	@ Vancouver	W 5-2	4-2-2	10
10/25	@ Edmonton	L 1-4	4-3-2	10
10/27	@ Calgary	W 4-3**	5-3-2	12
11/1	@ Montreal	L 4-6	5-4-2	12
11/3	Dallas	L 3-4 OT	5-4-3	13
11/5	Edmonton	W 4-2	6-4-3	15
11/7	Pittsburgh	W 2-1	7-4-3	17
11/9	Columbus	L 1-2	7-5-3	17
11/11	Arizona	L 1-4	7-6-3	17
11/13	@ Minnesota	W 5-2	8-6-3	19
11/14	@ Winnipeg	L 1-3	8-7-3	19
11/16	@ Colorado	W 3-2*	9-7-3	21
11/19	@ Montreal	W 5-4	10-7-3	23
11/21	Chicago	W 4-2	11-7-3	25
11/23	Detroit	W 3-1	12-7-3	27
11/24	@ NY Rangers	W 5-3	13-7-3	29
11/26	@ NY Islanders	W 4-1	14-7-3	31
11/30	New Jersey	W 6-3	15-7-3	33
12/2	Anaheim	L 5-6	15-8-3	33
12/4	@ Vegas	L 3-5	15-9-3	33
12/6	@ Arizona	W 4-2	16-9-3	35
12/8	@ Columbus	W 4-0	17-9-3	37
12/11	Detroit	W 6-2	18-9-3	39
12/14	@ Carolina	W 6-5**	19-9-3	41
12/15	Buffalo	W 4-3**	20-9-3	43
12/19	Pittsburgh	L 1-2	20-10-3	43
12/21	Buffalo	W 2-1	21-10-3	45
12/22	@ Ottawa	W 4-0	22-10-3	47
12/27	Carolina	W 3-1	23-10-3	49
12/29	@ Ottawa	W 3-2	24-10-3	51
12/31	Nashville	L 3-6	24-11-3	51
1/3	@ St. Louis	L 2-5	24-12-3	51
1/4	@ Dallas	L 1-2*	24-12-4	52
1/6	@ Detroit	W 3-2	25-12-4	54
1/8	Philadelphia	W 5-3	26-12-4	56
1/10	@ Boston	W 4-2	27-12-4	58
1/12	Columbus	L 1-2*	27-12-5	59
1/14	St. Louis	L 1-4	27-13-5	59
1/15	@ Nashville	L 2-7	27-14-5	59
1/18	NY Islanders	L 0-2	27-15-5	59
1/20	@ Chicago	L 5-8	27-16-5	59
1/22	San Jose	L 6-7*	27-16-6	60
1/23	@ Toronto	L 3-6	27-17-6	60
2/1	Calgary	W 4-3	28-17-6	62
2/3	Boston	L 0-1	28-18-6	62
2/5	Vancouver	W 3-2	29-18-6	64
2/7	Colorado	W 4-3*	30-18-6	66
2/9	Florida	L 4-5*	30-18-7	67
2/11	Los Angeles	W 6-4	31-18-7	69
2/12	@ Columbus	L 0-3	31-19-7	69
2/14	@ San Jose	W 5-1	32-19-7	71
2/17	@ Anaheim	L 2-5	32-20-7	71
2/18	@ Los Angeles	W 3-2	33-20-7	73
2/21	@ Toronto	W 3-2	34-20-7	75
2/22	@ Buffalo	L 2-5	34-21-7	75
2/24	NY Rangers	W 6-5*	35-21-7	77
2/26	Ottawa	W 7-2	36-21-7	79
3/1	@ NY Islanders	W 3-1	37-21-7	81
3/3	@ NY Rangers	W 3-2**	38-21-7	83
3/6	@ Philadelphia	W 5-3	39-21-7	85
3/8	New Jersey	W 3-0	40-21-7	87
3/10	Winnipeg	W 3-1	41-21-7	89
3/12	@ Pittsburgh	L 3-5	41-22-7	89
3/14	@ Philadelphia	W 5-2	42-22-7	91
3/16	@ Tampa Bay	L 3-6	42-23-7	91
3/19	@ New Jersey	W 4-1	43-23-7	93
3/20	Tampa Bay	L 4-5*	43-23-8	94
3/22	Minnesota	L 1-2	43-24-8	94
3/24	Philadelphia	W 3-1	44-24-8	96
3/26	Carolina	W 4-1	45-24-8	98
3/28	@ Carolina	W 3-2	46-24-8	100
3/30	@ Tampa Bay	W 6-3	47-24-8	102
4/1	@ Florida	L 3-5	47-25-8	102
4/4	Montreal	W 2-1	48-25-8	104
4/6	NY Islanders	L 0-3	48-26-8	104

\* Denotes overtime game

\*\* Denotes shootout

2017-18

	W	L	OT	PTS
Home	28	11	2	58
Away	21	15	5	47
1st Half	25	13	3	53
2nd Half	24	13	4	52
October	5	6	1	11
November	9	5	0	18
December	10	2	2	22
January	6	2	2	14
February	6	6	2	14
March	10	4	0	20
April	3	1	0	6

Head Coach  
Barry Trotz



JOHN CARLSON

Player	GP	G	A	PTS	PIM	+/-	PPG	SH	GW
Alex Ovechkin	82	49	38	87	32	+3	17	0	7
Evgeny Kuznetsov	79	27	56	83	48	+3	7	1	8
Nicklas Backstrom	81	21	50	71	46	+5	7	0	4
John Carlson	82	15	53	68	32	+0	4	0	4
T.J. Oshie	74	18	29	47	31	+2	9	0	3
Lars Eller	81	18	20	38	38	-6	3	0	2
Tom Wilson	78	14	21	35	187	+10	0	1	1
Dmitry Orlov	82	10	21	31	22	+10	0	0	2
Matt Niskanen	68	7	22	29	36	+24	0	0	1
Brett Connolly	70	15	12	27	30	-6	4	0	2
Jakub Vrana*	73	13	14	27	12	+2	1	0	2
Andre Burakovsky	56	12	13	25	27	+3	2	0	5
Jay Beagle	79	7	15	22	16	+3	0	1	2
Alex Chiasson	61	9	9	18	26	+1	1	1	2
Chandler Stephenson*	67	6	12	18	8	+13	0	0	0
Devante Smith-Pelly	75	7	9	16	38	-6	0	0	1
Christian Djoos*	63	3	11	14	10	+13	0	0	0
Madison Bowey*	51	0	12	12	24	-3	0	0	0
Brooks Orpik	81	0	10	10	68	-9	0	0	0
Taylor Chorney	24	1	3	4	8	+8	0	0	0
Jakub Jerabek	11	1	3	4	0	-1	0	0	0
Michal Kempny	22	2	1	3	14	+1	0	0	0
Travis Boyd*	8	0	1	1	2	+2	0	0	0
Shane Gersich*	3	0	1	1	0	-1	0	0	0
Aaron Ness	8	0	1	1	8	+2	0	0	0
Nathan Walker*	7	1	0	1	4	+1	0	0	0
Tyler Graovac	5	0	0	0	2	-3	0	0	0
Liam O'Brien	3	0	0	0	5	0	0	0	0
Anthony Peluso	2	0	0	0	4	0	0	0	0

Goaltender	GP	MIN	GA	SO	SV%	GAA	W-L-OT
Braden Holtby	54	3,068	153	0	.907	2.99	34-16-4
Philipp Grubauer	35	1,865	73	3	.923	2.35	15-10-3

\* Indicates rookie

49-26-7, 105 points

Date	Opponent	Result	Record	Pts
10/5	@ Ottawa	W 5-4**	1-0-0	2
10/7	Montreal	W 6-1	2-0-0	4
10/9	@ Tampa Bay	L 3-4*	2-0-1	5
10/11	Pittsburgh	L 2-3	2-1-1	5
10/13	@ New Jersey	W 5-2	3-1-1	7
10/14	@ Philadelphia	L 2-8	3-2-1	7
10/17	Toronto	L 0-2	3-3-1	7
10/20	@ Detroit	W 4-3*	4-3-1	9
10/21	Florida	L 1-4	4-4-1	9
10/26	@ Vancouver	L 2-6	4-5-1	9
10/28	@ Edmonton	W 5-2	5-5-1	11
10/29	@ Calgary	L 1-2	5-6-1	11
11/2	NY Islanders	W 4-3	6-6-1	13
11/4	@ Boston	W 3-2	7-6-1	15
11/6	Arizona	W 3-2*	8-6-1	17
11/7	@ Buffalo	L 1-3	8-7-1	17
11/10	Pittsburgh	W 4-1	9-7-1	19
11/12	Edmonton	W 2-1**	10-7-1	21
11/14	@ Nashville	L 3-6	10-8-1	21
11/16	@ Colorado	L 2-6	10-9-1	21
11/18	Minnesota	W 3-1	11-9-1	23
11/20	Calgary	L 1-4	11-10-1	23
11/22	Ottawa	W 5-2	12-10-1	25
11/24	Tampa Bay	W 3-1	13-10-1	27
11/25	@ Toronto	W 4-2	14-10-1	29
11/30	Los Angeles	L 2-5	14-11-1	29
12/2	Columbus	W 4-3	15-11-1	31
12/4	San Jose	W 4-1	16-11-1	33
12/6	Chicago	W 6-2	17-11-1	35
12/8	NY Rangers	W 4-2	18-11-1	37
12/11	@ NY Islanders	L 1-3	18-12-1	37
12/12	Colorado	W 5-2	19-12-1	39
12/14	@ Boston	W 5-3	20-12-1	41
12/16	Anaheim	W 3-2*	21-12-1	43
12/19	@ Dallas	W 4-3*	22-12-1	45
12/22	@ Arizona	L 2-3*	22-12-2	46
12/23	@ Vegas	L 0-3	22-13-2	46
12/27	@ NY Rangers	L 0-1**	22-13-3	47
12/28	Boston	W 4-3**	23-13-3	49
12/30	New Jersey	W 5-2	24-13-3	51
1/2	@ Carolina	W 5-4*	25-13-3	53
1/7	St. Louis	W 4-3*	26-13-3	55
1/9	Vancouver	W 3-1	27-13-3	57
1/11	Carolina	L 1-3	27-14-3	57
1/12	@ Carolina	W 4-3	28-14-3	59
1/18	@ New Jersey	L 3-4*	28-14-4	60
1/19	Montreal	L 2-3	28-15-4	60
1/21	Philadelphia	L 1-2*	28-15-5	61
1/25	@ Florida	W 4-2	29-15-5	63
1/31	Philadelphia	W 5-3	30-15-5	65
2/2	@ Pittsburgh	L 4-7	30-16-5	65
2/4	Vegas	L 3-4	30-17-5	65
2/6	@ Columbus	W 3-2	31-17-5	67
2/9	Columbus	W 4-2	32-17-5	69
2/11	Detroit	L 4-5*	32-17-6	70
2/13	@ Winnipeg	L 3-4*	32-17-7	71
2/15	@ Minnesota	W 5-2	33-17-7	73
2/17	@ Chicago	L 1-7	33-18-7	73
2/19	@ Buffalo	W 3-2	34-18-7	75
2/20	Tampa Bay	L 2-4	34-19-7	75
2/22	@ Florida	L 2-3	34-20-7	75
2/24	Buffalo	W 5-1	35-20-7	77
2/26	@ Columbus	L 1-5	35-21-7	77
2/27	Ottawa	W 3-2	36-21-7	79
3/3	Toronto	W 5-2	37-21-7	81
3/6	@ Anaheim	L 0-4	37-22-7	81
3/8	@ Los Angeles	L 1-3	37-23-7	81
3/10	@ San Jose	W 2-0	38-23-7	83
3/12	Winnipeg	W 3-2*	39-23-7	85
3/15	@ NY Islanders	W 7-3	40-23-7	87
3/16	NY Islanders	W 6-3	41-23-7	89
3/18	@ Philadelphia	L 3-6	41-24-7	89
3/20	Dallas	W 4-3	42-24-7	91
3/22	@ Detroit	W 1-0	43-24-7	93
3/24	@ Montreal	W 6-4	44-24-7	95
3/26	@ NY Rangers	W 4-2	45-24-7	97
3/28	NY Rangers	W 3-2*	46-24-7	99
3/30	Carolina	L 1-4	46-25-7	99
4/1	@ Pittsburgh	W 3-1	47-25-7	101
4/2	@ St. Louis	W 4-2	48-25-7	103
4/5	Nashville	L 3-4	48-26-7	103
4/7	New Jersey	W 5-3	49-26-7	105

\* Denotes overtime game

\*\* Denotes shootout

# 2016-17

	W	L	OT	PTS
Home	32	7	2	66
Away	23	12	6	52
1st Half	27	9	5	59
2nd Half	28	10	3	59
October	5	2	1	11
November	8	4	1	17
December	8	3	3	19
January	12	2	1	25
February	9	2	1	19
March	9	5	1	19
April	4	1	0	8

**Head Coach**  
Barry Trotz



**T.J. OSHIE**

Player	GP	G	A	PTS	PIM	+/-	PPG	SH	GW
Nicklas Backstrom	82	19	63	86	38	+17	8	0	5
Alex Ovechkin	82	33	36	69	50	+6	17	0	7
Evgeny Kuznetsov	82	19	40	59	46	+18	3	0	4
Marcus Johansson	82	24	34	58	10	+25	5	0	5
T.J. Oshie	68	33	23	56	36	+28	7	1	4
Justin Williams	80	24	24	48	50	+14	5	0	4
Matt Niskanen	78	5	34	39	32	+20	1	0	2
John Carlson	72	9	28	37	10	+7	3	0	3
Andre Burakovsky	64	12	23	35	14	+13	2	0	1
Dmitry Orlov	82	6	27	33	51	+30	1	0	0
Jay Beagle	81	13	17	30	22	+20	0	1	4
Lars Eller	81	12	13	25	36	+15	0	1	2
Daniel Winnik	72	12	13	25	49	+15	0	2	3
Brett Connolly	66	15	8	23	40	+20	1	0	3
Tom Wilson	82	7	12	19	133	+9	0	0	0
Nate Schmidt	60	3	14	17	16	+22	0	0	0
Kevin Shattenkirk	19	2	12	14	10	+4	1	0	2
Brooks Orpik	79	0	14	14	48	+32	0	0	0
Karl Alzner	82	3	10	13	28	+23	0	0	0
Jakub Vrana*	21	3	3	6	2	+2	3	0	2
Taylor Chorney	18	1	4	5	11	+8	0	0	1
Zach Sanford*	26	2	1	3	6	0	0	0	1
Riley Barber*	3	0	0	0	2	0	0	0	0
Paul Carey	6	0	0	0	-2	0	0	0	0
Garrett Mitchell	1	0	0	0	0	0	0	0	0
Aaron Ness	2	0	0	0	0	-1	0	0	0
Liam O'Brien	1	0	0	0	0	0	0	0	0
Chandler Stephenson	4	0	0	0	0	0	0	0	0

Goaltender	GP	MIN	GA	SO	SV%	GAA	W-L-OT
Braden Holtby	63	3,680	127	9	.922	2.07	42-13-6
Philipp Grubauer	24	1,265	43	3	.926	2.04	13-6-2

\* Indicates rookie

# 55-19-8, 118 points

Date	Opponent	Result	Record	Pts
10/13	@ Pittsburgh	L 2-3**	0-0-1	1
10/15	NY Islanders	W 2-1	1-0-1	3
10/18	Colorado	W 3-0	2-0-1	5
10/20	@ Florida	W 4-2	3-0-1	7
10/22	NY Rangers	L 2-4	3-1-1	7
10/26	@ Edmonton	L 1-4	3-2-1	7
10/29	@ Vancouver	W 5-2	4-2-1	9
10/30	@ Calgary	W 3-1	5-2-1	11
11/1	@ Winnipeg	W 3-2	6-2-1	13
11/3	Winnipeg	W 4-3*	7-2-1	15
11/5	Florida	W 4-2	8-2-1	17
11/8	San Jose	L 0-3	8-3-1	17
11/11	@ Chicago	W 3-2*	9-3-1	19
11/12	@ Carolina	L 1-5	9-4-1	19
11/15	@ Columbus	L 1-2*	9-4-2	20
11/16	Pittsburgh	W 7-1	10-4-2	22
11/18	Detroit	W 1-0	11-4-2	24
11/20	Columbus	L 2-3	11-5-2	24
11/23	St. Louis	W 4-3	12-5-2	26
11/25	Buffalo	W 3-1	13-5-2	28
11/26	@ Toronto	L 2-4	13-6-2	28
12/01	NY Islanders	L 0-3	13-7-2	28
12/03	@ Tampa Bay	L 1-2**	13-7-3	29
12/5	Buffalo	W 3-2*	14-7-3	31
12/7	Boston	W 4-3*	15-7-3	33
12/9	@ Buffalo	W 4-1	16-7-3	35
12/11	Vancouver	W 3-1	17-7-3	37
12/13	@ NY Islanders	W 4-2	18-7-3	39
12/16	@ Carolina	W 4-3**	19-7-3	41
12/17	Montreal	L 1-2	19-8-3	41
12/21	@ Philadelphia	L 2-3**	19-8-4	42
12/23	Tampa Bay	W 4-0	20-8-4	44
12/27	@ NY Islanders	L 3-4	20-9-4	44
12/29	New Jersey	L 1-2**	20-9-5	45
12/31	@ New Jersey	W 6-2	21-9-5	47
1/1	Ottawa	W 2-1	22-9-5	49
1/3	Toronto	W 6-5*	23-9-5	51
1/5	Columbus	W 5-0	24-9-5	53
1/7	@ Ottawa	W 1-0	25-9-5	55
1/9	@ Montreal	W 4-1	26-9-5	57
1/11	Pittsburgh	W 5-2	27-9-5	59
1/13	Chicago	W 6-0	28-9-5	61
1/15	Philadelphia	W 5-0	29-9-5	63
1/16	@ Pittsburgh	L 7-8*	29-9-6	64
1/19	@ St. Louis	W 7-3	30-9-6	66
1/21	@ Dallas	W 4-3*	31-9-6	68
1/23	Carolina	W 6-1	32-9-6	70
1/24	@ Ottawa	L 0-3	32-10-6	70
1/26	@ New Jersey	W 5-2	33-10-6	72
1/31	@ NY Islanders	L 2-3	33-11-6	72
2/1	Boston	W 5-3	34-11-6	74
2/4	@ Montreal	W 3-2	35-11-6	76
2/5	Los Angeles	W 5-0	36-11-6	78
2/7	Carolina	W 5-0	37-11-6	80
2/9	Detroit	W 6-3	38-11-6	82
2/11	Anaheim	W 6-4	39-11-6	84
2/18	@ Detroit	L 2-3**	39-11-7	85
2/19	@ NY Rangers	L 1-2	39-12-7	85
2/22	@ Philadelphia	W 4-1	40-12-7	87
2/24	Edmonton	W 2-1	41-12-7	89
2/25	@ Nashville	L 2-5	41-13-7	89
2/28	@ NY Rangers	W 4-1	42-13-7	91
3/2	New Jersey	W 1-0	43-13-7	93
3/4	Philadelphia	W 2-1*	44-13-7	95
3/6	Dallas	L 2-4	44-14-7	95
3/9	@ San Jose	L 2-4	44-15-7	95
3/11	@ Los Angeles	L 2-4	44-16-7	95
3/12	@ Anaheim	L 2-5	44-17-7	95
3/14	Minnesota	W 4-2	45-17-7	97
3/16	Nashville	L 1-2*	45-17-8	98
3/18	@ Tampa Bay	W 5-3	46-17-8	100
3/21	Calgary	W 4-2	47-17-8	102
3/23	Columbus	W 2-1**	48-17-8	104
3/25	Arizona	W 4-1	49-17-8	106
3/28	@ Minnesota	W 5-4*	50-17-8	108
3/29	@ Colorado	W 5-3	51-17-8	110
3/31	@ Arizona	L 3-6	51-18-8	110
4/2	@ Columbus	W 3-2	52-18-8	112
4/4	@ Toronto	W 4-1	53-18-8	114
4/5	NY Rangers	W 2-0	54-18-8	116
4/8	@ Boston	W 3-1	55-18-8	118
4/9	Florida	L 0-2	55-19-8	118

\* Denotes overtime game

\*\* Denotes shootout

2015-16

56-18-8, 120 points

	W	L	OT	PTS
Home	29	8	4	62
Away	27	10	4	58
1st Half	31	7	3	65
2nd Half	25	11	5	55
October	8	2	0	16
November	9	3	1	19
December	11	2	1	23
January	7	1	2	16
February	10	4	0	20
March	9	4	2	20
April	2	2	2	6

Head Coach  
Barry Trotz



EVGENY KUZNETSOV

Player	GP	G	A	PTS	PIM	+/-	PP	SH	GW
Evgeny Kuznetsov	82	20	57	77	32	+27	5	0	4
Alex Ovechkin	79	50	21	71	53	+21	19	0	8
Nicklas Backstrom	75	20	50	70	36	+17	3	0	4
Justin Williams	82	22	30	52	36	+15	3	0	3
T.J. Oshie	80	26	25	51	34	+16	11	0	5
Marcus Johansson	74	17	29	46	16	+12	6	0	7
Jason Chimera	82	20	20	40	22	0	4	2	3
John Carlson	56	8	31	39	14	+16	2	0	4
Andre Burakovsky	79	17	21	38	12	+4	0	0	1
Matt Niskanen	82	5	27	32	38	+10	2	0	3
Dmitry Orlov	82	8	21	29	26	+8	0	0	3
Tom Wilson	82	7	16	23	163	+3	0	0	1
Karl Alzner	82	4	17	21	26	+14	0	0	1
Jay Beagle	57	8	9	17	24	0	0	0	1
Nate Schmidt	72	2	14	16	16	+12	0	0	1
Brooks Orpik	41	3	7	10	24	+11	0	0	1
Michael Latta	43	3	4	7	50	0	0	0	0
Brooks Laich	60	1	6	7	16	-7	0	0	1
Taylor Chorney	55	1	5	6	21	+8	0	0	0
Mike Richards	39	2	3	5	8	-2	0	0	1
Daniel Winnik	20	2	3	5	22	+7	0	0	0
Stanislav Galiev*	24	0	3	3	4	+2	0	0	0
Aaron Ness	8	0	2	2	2	+4	0	0	0
Paul Carey	4	1	0	1	0	0	0	0	0
Zach Sill	10	1	0	1	2	0	0	0	0
Mike Weber	10	0	0	0	28	-1	0	0	0
Sean Collins	2	0	0	0	2	-1	0	0	0
Connor Carrick	3	0	0	0	0	-2	0	0	0
Chris Brown*	1	0	0	0	0	0	0	0	0
Ryan Stanton	1	0	0	0	2	-1	0	0	0
Chandler Stephenson*	9	0	0	0	2	-3	0	0	0

Goaltender	GP	MIN	GA	SO	SV%	GAA	W-L-OT
Braden Holtby	66	3,841	141	3	.922	2.20	48-9-7
Philipp Grubauer*	22	1,111	43	0	.918	2.32	8-9-1

\* Indicates rookie

Date	Opponent	Result	Record	Pts
10/10	New Jersey	W 5-3	1-0-0	2
10/13	San Jose	L 0-5	1-1-0	2
10/15	Chicago	W 4-1	2-1-0	4
10/17	Carolina	W 4-1	3-1-0	6
10/20	@ Calgary	W 6-2	4-1-0	8
10/22	@ Vancouver	W 3-2	5-1-0	10
10/23	@ Edmonton	W 7-4	6-1-0	12
10/28	Pittsburgh	L 1-3	6-2-0	12
10/30	Columbus	W 2-1	7-2-0	14
10/31	@ Florida	W 2-1*	8-2-0	16
11/3	@ NY Rangers	L 2-5	8-3-0	16
11/5	Boston	W 4-1	9-3-0	18
11/7	Toronto	W 3-2**	10-3-0	20
11/10	@ Detroit	L 0-1	10-4-0	20
11/12	@ Philadelphia	W 5-2	11-4-0	22
11/13	Calgary	L 2-3*	11-4-1	23
11/18	@ Detroit	W 2-1*	12-4-1	25
11/19	Dallas	L 2-3	12-5-1	25
11/21	Colorado	W 7-3	13-5-1	27
11/23	Edmonton	W 1-0	14-5-1	29
11/25	Winnipeg	W 5-3	15-5-1	31
11/27	Tampa Bay	W 4-2	16-5-1	33
11/28	@ Toronto	W 4-2	17-5-1	35
12/3	@ Montreal	W 3-2	18-5-1	37
12/5	@ Winnipeg	L 1-2*	18-5-2	38
12/8	Detroit	W 3-2**	19-5-2	40
12/10	@ Florida	L 1-4	19-6-2	40
12/12	@ Tampa Bay	W 2-1	20-6-2	42
12/14	@ Pittsburgh	W 4-1	21-6-2	44
12/16	Ottawa	W 2-1	22-6-2	46
12/18	Tampa Bay	W 5-3	23-6-2	48
12/20	@ NY Rangers	W 7-3	24-6-2	50
12/21	@ Carolina	W 2-1	25-6-2	52
12/26	Montreal	W 3-1	26-6-2	54
12/28	@ Buffalo	W 2-0	27-6-2	56
12/30	Buffalo	W 5-2	28-6-2	58
12/31	@ Carolina	L 2-4	28-7-2	58
1/2	@ Columbus	L 4-5**	28-7-3	59
1/5	@ Boston	W 3-2	29-7-3	61
1/7	@ NY Islanders	W 4-1	30-7-3	63
1/9	@ NY Rangers	W 4-3*	31-7-3	65
1/10	Ottawa	W 7-1	32-7-3	67
1/14	Vancouver	W 4-1	33-7-3	69
1/16	@ Buffalo	L 1-4	33-8-3	69
1/17	NY Rangers	W 5-2	34-8-3	71
1/19	@ Columbus	W 6-3	35-8-3	73
1/27	Philadelphia	L 3-4*	35-8-4	74
2/2	Florida	L 2-5	35-9-4	74
2/4	NY Islanders	W 3-2	36-9-4	76
2/6	@ New Jersey	W 3-2**	37-9-4	78
2/7	Philadelphia	W 3-2	38-9-4	80
2/9	@ Nashville	W 5-3	39-9-4	82
2/11	@ Minnesota	W 4-3	40-9-4	84
2/13	@ Dallas	L 3-4	40-10-4	84
2/16	Los Angeles	W 3-1	41-10-4	86
2/18	@ NY Islanders	W 3-2*	42-10-4	88
2/20	New Jersey	W 4-3	43-10-4	90
2/22	Arizona	W 3-2	44-10-4	92
2/24	Montreal	L 3-4	44-11-4	92
2/26	Minnesota	W 3-2	45-11-4	94
2/28	@ Chicago	L 2-3	45-12-4	94
3/1	Pittsburgh	W 3-2	46-12-4	96
3/2	Toronto	W 3-2	47-12-4	98
3/4	NY Rangers	L 2-3	47-13-4	98
3/5	@ Boston	W 2-1*	48-13-4	100
3/7	@ Anaheim	W 2-1**	49-13-4	102
3/9	@ Los Angeles	L 3-4*	49-13-5	103
3/12	@ San Jose	L 2-5	49-14-5	103
3/15	Carolina	W 2-1*	50-14-5	105
3/18	Nashville	W 4-1	51-14-5	107
3/20	@ Pittsburgh	L 2-6	51-15-5	107
3/22	@ Ottawa	W 4-2	52-15-5	109
3/25	@ New Jersey	W 1-0*	53-15-5	111
3/26	St. Louis	L 0-4	53-16-5	111
3/28	Columbus	W 4-1	54-16-5	113
3/30	@ Philadelphia	L 1-2**	54-16-6	114
4/1	@ Colorado	W 4-2	55-16-6	116
4/2	@ Arizona	L 0-3	55-17-6	116
4/5	NY Islanders	L 3-4*	55-17-7	117
4/7	Pittsburgh	L 3-4*	55-17-8	118
4/9	@ St. Louis	W 5-1	56-17-8	120
4/10	Anaheim	L 0-2	56-18-8	120

• Postponed from Jan. 24 due to blizzard  
\* Denotes overtime game  
\*\* Postponed from Jan. 22 due to blizzard  
\*\* Denotes shootout

# 2014-15

	W	L	OT	PTS
Home	23	13	5	51
Away	22	13	6	50
1st Half	22	11	8	52
2nd Half	23	15	3	49
October	4	3	2	10
November	6	6	2	14
December	8	2	3	19
January	7	3	3	17
February	8	6	0	16
March	9	5	0	18
April	3	1	1	7

**Head Coach**  
Barry Trotz



**BRADEN HOLTBY**

Player	GP	G	A	PTS	PIM	+/-	PP	SH	GW
Alex Ovechkin	81	53	28	81	58	+10	25	0	11
Nicklas Backstrom	82	18	60	78	40	+5	3	0	3
John Carlson	82	12	43	55	28	+11	3	1	3
Marcus Johansson	82	20	27	47	10	+6	3	0	1
Mike Green	72	10	35	45	34	+15	1	0	2
Troy Brouwer	82	21	22	43	53	+11	8	2	3
Evgeny Kuznetsov*	80	11	26	37	24	+10	4	0	1
Joel Ward	82	19	15	34	30	-4	6	0	4
Eric Fehr	75	19	14	33	20	+8	1	1	4
Matt Niskanen	82	4	27	31	47	+7	2	0	0
Andre Burakovsky*	53	9	13	22	10	+12	2	0	2
Karl Alzner	82	5	16	21	20	+14	0	0	0
Jay Beagle	62	10	10	20	20	+6	0	0	2
Brooks Laich	66	7	13	20	24	-2	0	0	2
Jason Chimera	77	7	12	19	51	-1	0	0	2
Brooks Orpik	78	0	19	19	66	+5	0	0	0
Tom Wilson	67	4	13	17	172	-1	0	0	0
Curtis Glencross	18	4	3	7	6	-1	2	0	0
Michael Latta*	53	0	6	6	68	+4	0	0	0
Jack Hillen	35	0	5	5	10	+1	0	0	0
Nate Schmidt	39	1	3	4	10	-2	0	0	0
Liam O'Brien*	13	1	1	2	23	+4	0	0	0
Tim Gleason	17	0	2	2	11	+5	0	0	0
Chris Brown*	5	1	0	1	2	+1	0	0	0
Stanislav Galiev*	2	1	0	1	0	+1	0	0	0
Cameron Schilling*	4	0	0	0	4	+1	0	0	0
Aaron Volpatti	2	0	0	0	0	0	0	0	0
Chris Conner	2	0	0	0	4	+1	0	0	0
Steven Oleksy	1	0	0	0	0	-1	0	0	0

Goaltender	GP	MIN	GA	SO	SV%	GAA	W-L-OT
Braden Holtby	73	4,247	157	9	.923	2.22	41-20-10
Justin Peters	12	647	35	0	.881	3.25	3-6-1
Philipp Grubauer*	1	65	2	0	.920	1.85	1-0-0

\* Indicates rookie

# 45-26-11, 101 points

Date	Opponent	Result	Record	Pts
10/9	Montreal	O 1-2**	0-0-1	1
10/11	@ Boston	W 4-0	1-0-1	3
10/14	San Jose	O 5-6**	1-0-2	4
10/16	New Jersey	W 6-2	2-0-2	6
10/18	Florida	W 2-1**	3-0-2	8
10/22	@ Edmonton	L 2-3	3-1-2	8
10/25	@ Calgary	W 3-1	4-1-2	10
10/26	@ Vancouver	L 2-4	4-2-2	10
10/29	Detroit	L 2-4	4-3-2	10
11/1	@ Tampa Bay	L 3-4	4-4-2	10
11/2	Arizona	L 5-6	4-5-2	10
11/4	Calgary	O 3-4*	4-5-3	11
11/7	@ Chicago	W 3-2	5-5-3	13
11/8	Carolina	W 4-3*	6-5-3	15
11/11	Columbus	W 4-2	7-5-3	17
11/14	New Jersey	L 0-1	7-6-3	17
11/15	@ St. Louis	L 1-4	7-7-3	17
11/18	@ Arizona	W 2-1*	8-7-3	19
11/20	@ Colorado	W 3-2	9-7-3	21
11/22	Buffalo	L 1-2	9-8-3	21
11/26	at NY Islanders	O 2-3*	9-8-4	22
11/28	NY Islanders	W 5-2	10-8-4	24
11/29	@ Toronto	L 2-6	10-9-4	24
12/2	Vancouver	L 3-4	10-10-4	24
12/4	@ Carolina	W 2-1	11-10-4	26
12/6	@ New Jersey	W 4-1	12-10-4	28
12/9	@ Tampa Bay	W 5-3	13-10-4	30
12/11	Columbus	O 2-3*	13-10-5	31
12/13	Tampa Bay	W 4-2	14-10-5	33
12/16	@ Florida	O 1-2**	14-10-6	34
12/18	@ Columbus	W 5-4*	15-10-6	36
12/20	@ New Jersey	W 4-0	16-10-6	38
12/22	Ottawa	W 2-1	17-10-6	40
12/23	@ NY Rangers	L 2-4	17-11-6	40
12/27	@ Pittsburgh	W 3-0	18-11-6	42
12/29	@ NY Islanders	O 3-4*	18-11-7	43
1/1	Chicago	W 3-2	19-11-7	45
1/4	Florida	W 4-3	20-11-7	47
1/7	@ Toronto	W 6-2	21-11-7	49
1/8	@ Philadelphia	O 2-3*	21-11-8	50
1/10	Detroit	W 3-1	22-11-8	52
1/12	Colorado	W 2-1	23-11-8	54
1/14	Philadelphia	W 1-0	24-11-8	56
1/16	@ Nashville	L 3-4	24-12-8	56
1/17	@ Dallas	L 4-5	24-13-8	56
1/20	Edmonton	O 4-5**	24-13-9	57
1/27	@ Columbus	L 3-4	24-14-9	57
1/28	Pittsburgh	W 4-0	25-14-9	59
1/31	@ Montreal	O 0-1*	25-14-10	60
2/1	St. Louis	L 3-4	25-15-10	60
2/3	Los Angeles	W 4-0	26-15-10	62
2/5	@ Ottawa	W 2-1	27-15-10	64
2/6	Anaheim	W 3-2**	28-15-10	66
2/8	Philadelphia	L 1-3	28-16-10	66
2/11	@ San Jose	W 5-4*	29-16-10	68
2/14	@ Los Angeles	L 1-3	29-17-10	68
2/15	@ Anaheim	W 5-3	30-17-10	70
2/17	@ Pittsburgh	W 3-1	31-17-10	72
2/19	Winnipeg	W 5-1	32-17-10	74
2/21	NY Islanders	W 3-2**	33-17-10	76
2/22	@ Philadelphia	L 2-3	33-18-10	76
2/25	Pittsburgh	L 3-4	33-19-10	76
2/27	@ Carolina	L 0-3	33-20-10	76
3/1	Toronto	W 4-0	34-20-10	78
3/3	@ Columbus	W 5-3	35-20-10	80
3/5	Minnesota	L 1-2	35-21-10	80
3/7	Buffalo	W 6-1	36-21-10	82
3/11	NY Rangers	L 1-3	36-22-10	82
3/13	Dallas	L 2-4	36-23-10	82
3/15	Boston	W 2-0	37-23-10	84
3/16	@ Buffalo	W 4-3**	38-23-10	86
3/19	@ Minnesota	W 3-2	39-23-10	88
3/21	@ Winnipeg	L 0-3	39-24-10	88
3/26	New Jersey	W 3-2*	40-24-10	90
3/28	Nashville	L 3-4	40-25-10	90
3/29	@ NY Rangers	W 5-2	41-25-10	92
3/31	Carolina	W 4-2	42-25-10	94
4/2	@ Montreal	W 5-4**	43-25-10	96
4/4	@ Ottawa	O 3-4*	43-25-11	97
4/5	@ Detroit	W 2-1	44-25-11	99
4/8	Boston	W 3-0	45-25-11	101
4/11	NY Rangers	L 2-4	45-26-11	101

\* Denotes overtime game

\*\* Denotes shootout

2013-14

	W	L	OT	PTS
Home	21	13	7	49
Away	17	17	7	41
1st Half	20	15	6	46
2nd Half	18	15	8	44
October	5	7	0	10
November	9	4	2	20
December	6	4	3	15
January	4	7	4	12
February	4	1	0	8
March	6	5	4	16
April	4	2	1	9

Head Coach  
Adam Oates



JOEL WARD

Player	GP	G	A	PTS	PIM	+/-	PP	SH	GW
Alex Ovechkin	78	51	28	79	48	-35	24	0	10
Nicklas Backstrom	82	18	61	79	54	-20	6	1	1
Joel Ward	82	24	25	49	32	+7	6	2	4
Marcus Johansson	80	8	36	44	4	-21	6	0	1
Troy Brouwer	82	25	18	43	92	-6	12	0	3
Jason Chimera	82	15	27	42	36	+4	1	0	0
Mike Green	70	9	29	38	64	-16	3	0	2
John Carlson	82	10	27	37	22	-3	5	0	0
Mikhail Grabovski	58	13	22	35	26	+6	3	0	1
Eric Fehr	73	13	18	31	32	0	0	0	2
Martin Erat	53	1	23	24	22	+1	0	0	0
Karl Alzner	82	2	16	18	26	-7	0	0	1
Brooks Laich	51	8	7	15	16	-7	1	1	1
Dmitry Orlov	54	3	8	11	19	-1	0	0	0
Tom Wilson*	82	3	7	10	151	+1	1	0	0
Steve Oleksy	33	2	8	10	53	+7	0	0	1
Jay Beagle	62	4	5	9	28	-9	0	0	0
Evgeny Kuznetsov*	17	3	6	9	6	-2	0	1	0
Nate Schmidt*	29	2	4	6	6	+4	0	0	0
Connor Carrick*	34	1	5	6	23	-9	0	0	0
John Erskine	37	1	3	4	56	-5	0	0	0
Michael Latta*	17	1	3	4	12	0	0	0	0
Casey Wellman	13	2	1	3	0	+3	0	0	0
Dustin Penner	18	1	2	3	2	+3	0	0	0
Patrick Wey*	9	0	3	3	5	0	0	0	0
Aaron Volpatti	41	2	0	2	49	-3	0	0	0
Alexander Urbom*	20	1	1	2	19	+1	0	0	0
Julien Brouillette	10	1	1	2	0	+3	0	0	1
Chris Brown*	6	1	1	2	0	0	0	0	0
Tyson Strachan	18	0	2	2	28	-2	0	0	0
Jack Hillen	13	0	1	1	4	-4	0	0	0
Ryan Stoa	3	0	0	0	0	-1	0	0	0
Nicolas Deschamps*	3	0	0	0	0	-1	0	0	0
Cameron Schilling*	1	0	0	0	0	-2	0	0	0
Peter LeBlanc*	1	0	0	0	0	0	0	0	0

Goaltender	GP	MIN	GA	SO	SV%	GAA	W-L-OT
Braden Holtby	48	2,656	126	4	.915	2.85	23-15-4
Philipp Grubauer*	17	883	35	0	.925	2.38	6-5-5
Michal Neuvirth	13	767	36	0	.914	2.82	4-6-2
Jaroslav Halak	12	701	27	1	.930	2.31	5-4-3

\* Indicates rookie

38-30-14, 90 points

Date	Opponent	Result	Record	Pts
10/1	@ Chicago	L 4-6	0-1-0	0
10/3	Calgary	W 5-4**	1-1-0	2
10/5	@ Dallas	L 1-2	1-2-0	2
10/10	Carolina	L 2-3	1-3-0	2
10/12	Colorado	L 1-5	1-4-0	2
10/14	Edmonton	W 4-2	2-4-0	4
10/16	NY Rangers	L 0-2	2-5-0	4
10/19	Columbus	W 4-1	3-5-0	6
10/22	@ Winnipeg	W 5-4**	4-5-0	8
10/24	@ Edmonton	W 4-1	5-5-0	10
10/26	@ Calgary	L 2-5	5-6-0	10
10/28	@ Vancouver	L 2-3	5-7-0	10
11/1	@ Philadelphia	W 7-0	6-7-0	12
11/2	Florida	W 3-2**	7-7-0	14
11/5	NY Islanders	W 6-2	8-7-0	16
11/7	Minnesota	W 3-2**	9-7-0	18
11/9	@ Phoenix	O 3-4**	9-7-1	19
11/10	@ Colorado	L 1-4	9-8-1	19
11/12	Columbus	W 4-3*	10-8-1	21
11/15	@ Detroit	W 4-3**	11-8-1	23
11/17	St. Louis	W 4-1	12-8-1	25
11/20	Pittsburgh	L 0-4	12-9-1	25
11/22	Montreal	L 2-3	12-10-1	25
11/23	@ Toronto	O 1-2**	12-10-2	26
11/27	Ottawa	L 4-6	12-11-2	26
11/29	Montreal	W 3-2**	13-11-2	28
11/30	@ NY Islanders	W 3-2*	14-11-2	30
12/3	Carolina	L 1-4	14-12-2	30
12/7	Nashville	W 5-2	15-12-2	32
12/8	@ NY Rangers	W 4-1	16-12-2	34
12/10	Tampa Bay	W 6-5**	17-12-2	36
12/13	@ Florida	O 2-3**	17-12-3	37
12/15	Philadelphia	W 5-4**	18-12-3	39
12/17	@ Philadelphia	L 2-5	18-13-3	39
12/20	@ Carolina	W 4-2	19-13-3	41
12/21	New Jersey	O 4-5*	19-13-4	42
12/23	Anaheim	L 2-3	19-14-4	42
12/27	NY Rangers	W 3-2	20-14-4	44
12/29	@ Buffalo	O 1-2**	20-14-5	45
12/30	@ Ottawa	L 1-3	20-15-5	45
1/2	Carolina	O 3-4*	20-15-6	46
1/4	@ Minnesota	L 3-5	20-16-6	46
1/9	@ Tampa Bay	W 4-3	21-16-6	48
1/10	Toronto	W 3-2	22-16-6	50
1/12	Buffalo	O 1-2**	22-16-7	51
1/14	San Jose	O 1-2**	22-16-8	52
1/15	@ Pittsburgh	L 3-4	22-17-8	52
1/17	@ Columbus	L 1-5	22-18-8	52
1/19	@ NY Rangers	L 1-4	22-19-8	52
1/21	Ottawa	L 0-2	22-20-8	52
1/24	@ New Jersey	L 1-2	22-21-8	52
1/25	@ Montreal	W 5-0	23-21-8	54
1/28	@ Buffalo	W 5-4*	24-21-8	56
1/30	@ Columbus	L 2-5	24-22-8	56
1/31	@ Detroit	O 3-4**	24-22-9	57
2/2	Detroit	W 6-5*	25-22-9	59
2/4	NY Islanders	L 0-1	25-23-9	59
2/6	Winnipeg	W 4-2	26-23-9	61
2/8	New Jersey	W 3-0	27-23-9	63
2/27	@ Florida	W 5-4	28-23-9	65
3/1	@ Boston	W 4-2	29-23-9	67
3/2	Philadelphia	O 4-5*	29-23-10	68
3/5	@ Philadelphia	L 4-6	29-24-10	68
3/6	@ Boston	L 0-3	29-25-10	68
3/8	Phoenix	W 3-2	30-25-10	70
3/10	Pittsburgh	L 2-3	30-26-10	70
3/11	@ Pittsburgh	L 0-2	30-27-10	70
3/14	Vancouver	W 4-3	31-27-10	72
3/16	Toronto	W 4-2	32-27-10	74
3/18	@ Anaheim	W 3-2	33-27-10	76
3/20	@ Los Angeles	O 1-2**	33-27-11	77
3/22	@ San Jose	W 3-2**	34-27-11	79
3/25	Los Angeles	O 4-5**	34-27-12	80
3/29	Boston	L 2-4	34-28-12	80
3/30	@ Nashville	O 3-4**	34-28-13	81
4/1	Dallas	L 0-5	34-29-13	81
4/4	@ New Jersey	L 1-2	34-30-13	81
4/5	@ NY Islanders	W 4-3**	35-30-13	83
4/8	@ St. Louis	W 4-1	36-30-13	85
4/10	@ Carolina	W 5-2	37-30-13	87
4/11	Chicago	W 4-0	38-30-13	89
4/13	Tampa Bay	O 0-1**	38-30-14	90

\* Denotes overtime game

\*\* Denotes shootout

# 2012-13

	W	L	OT	PTS
Home	15	8	1	31
Away	12	10	2	26
1st Half	10	13	1	21
2nd Half	17	5	2	36
January	1	5	1	3
February	6	6	0	12
March	9	6	1	19
April	11	1	1	23

**Head Coach**  
Adam Oates



**NICKLAS BACKSTROM**

Player	GP	G	A	PTS	PIM	+/-	PP	SH	GW
Alex Ovechkin	48	32	24	56	36	+2	16	0	4
Mike Ribeiro	48	13	36	49	53	-4	6	0	1
Nicklas Backstrom	48	8	40	48	20	+8	3	0	1
Troy Brouwer	47	19	14	33	28	-5	7	1	5
Mike Green	35	12	14	26	20	-3	4	0	2
John Carlson	48	6	16	22	18	+11	0	0	0
Marcus Johansson	34	6	16	22	4	+3	4	3	1
Joel Ward	39	8	12	20	12	+7	1	1	1
Eric Fehr	41	9	8	17	10	+14	2	1	2
Mathieu Perreault	39	6	11	17	20	+7	2	0	1
Jason Chimera	47	3	11	14	48	-5	0	0	0
Wojtek Wolski	27	4	5	9	6	+1	0	0	2
Jack Hillen	23	3	6	9	14	+9	0	0	1
Steve Oleksy	28	1	8	9	33	+9	0	0	0
Matt Hendricks	48	5	3	8	73	-6	0	0	1
Jay Beagle	48	2	6	8	14	-1	0	0	1
Tomas Kundratek*	25	1	6	7	8	-5	0	0	0
John Erskine	30	3	3	6	34	+10	0	0	0
Karl Alzner	48	1	4	5	14	-6	0	0	0
Brooks Laich	9	1	3	4	6	+2	0	0	0
Martin Erat	9	1	2	3	4	0	0	0	1
Jeff Schultz	26	0	3	3	12	-6	0	0	0
Joey Crabb	26	2	0	2	8	-1	0	0	0
Tom Poti	16	0	2	2	2	-2	0	0	0
Aaron Volpatti	17	0	1	1	7	-2	0	0	0
Dmitry Orlov	5	0	1	1	0	+5	0	0	0
Roman Hamrlík	4	0	1	1	2	-1	0	0	0
Cameron Schilling*	1	0	0	0	0	-1	0	0	0

Goaltender	GP	MIN	GA	SO	EN	GAA	W-L-OT
Braden Holtby	36	2,089	90	4	0	2.58	23-12-1
Michal Neuvirth	12	723	33	0	0	2.74	4-5-2
Philipp Grubauer*	2	84	5	0	0	3.57	0-1-0

\* Indicates rookie

# 27-18-3, 57 points

Date	Opponent	Result	Record	Pts
1/19	@ Tampa Bay	L 3-6	0-1-0	0
1/22	Winnipeg	L 2-4	0-2-0	0
1/24	Montreal	L 1-4	0-3-0	0
1/25	@ New Jersey	OT 2-3*	0-3-1	1
1/27	Buffalo	W 3-2	1-3-1	3
1/29	@ Ottawa	L 2-3	1-4-1	3
1/31	@ Toronto	L 2-3	1-5-1	3
2/1	Philadelphia	W 3-2	2-5-1	5
2/3	Pittsburgh	L 3-6	2-6-1	5
2/5	Toronto	L 2-3	2-7-1	5
2/7	@ Pittsburgh	L 2-5	2-8-1	5
2/9	Florida	W 5-0	3-8-1	7
2/12	@ Florida	W 6-5*	4-8-1	9
2/14	@ Tampa Bay	W 4-3	5-8-1	11
2/17	@ NY Rangers	L 1-2	5-9-1	11
2/21	New Jersey	L 2-3	5-10-1	11
2/23	New Jersey	W 5-1	6-10-1	13
2/26	Carolina	W 3-0	7-10-1	15
2/27	@ Philadelphia	L 1-4	7-11-1	15
3/2	@ Winnipeg	W 3-0	8-11-1	17
3/5	Boston	W 4-3*	9-11-1	19
3/7	Florida	W 7-1	10-11-1	21
3/9	@ NY Islanders	L 2-5	10-12-1	21
3/10	NY Rangers	L 1-4	10-13-1	21
3/12	Carolina	L 0-4	10-14-1	21
3/14	@ Carolina	W 3-2	11-14-1	23
3/16	@ Boston	L 1-4	11-15-1	23
3/17	Buffalo	W 5-3	12-15-1	25
3/19	@ Pittsburgh	L 1-2	12-16-1	25
3/21	@ Winnipeg	W 4-0	13-16-1	27
3/22	@ Winnipeg	W 6-1	14-16-1	29
3/24	@ NY Rangers	W 3-2**	15-16-1	31
3/26	NY Islanders	L 2-3	15-17-1	31
3/30	@ Buffalo	W 4-3**	16-17-1	33
3/31	@ Philadelphia	OT 4-5*	16-17-2	34
4/2	@ Carolina	W 5-3	17-17-2	36
4/4	NY Islanders	W 2-1**	18-17-2	38
4/6	@ Florida	W 4-3	19-17-2	40
4/7	Tampa Bay	W 4-2	20-17-2	42
4/9	@ Montreal	W 3-2	21-17-2	44
4/11	Carolina	W 3-1	22-17-2	46
4/13	Tampa Bay	W 6-5*	23-17-2	48
4/16	Toronto	W 5-1	24-17-2	50
4/18	@ Ottawa	L 1-3	24-18-2	50
4/20	@ Montreal	W 5-1	25-18-2	52
4/23	Winnipeg	W 5-3	26-18-2	54
4/25	Ottawa	OT 1-2*	26-18-3	55
4/27	Boston	W 3-2*	27-18-3	57

\* Denotes overtime game

\*\* Denotes shootout

2011-12

42-32-8, 92 points

	W	L	OT	PTS
Home	26	11	4	56
Away	16	21	4	36
1st Half	22	17	2	46
2nd Half	20	15	6	46
October	7	2	0	14
November	5	8	1	11
December	8	5	1	17
January	6	4	2	14
February	6	7	1	13
March	8	5	3	19
April	2	1	0	4

Head Coach  
Bruce Boudreau: 12-9-1  
Dale Hunter (Nov. 28): 30-23-7



ALEX OVECHKIN

Player	GP	G	A	PTS	PIM	+/-	PP	SH	GW
Alex Ovechkin	78	38	27	65	26	-8	13	0	3
Alexander Semin	77	21	33	54	56	+9	2	0	1
Marcus Johansson	80	14	32	46	8	-5	1	0	3
Dennis Wideman	82	11	35	46	46	-8	4	0	3
Nicklas Backstrom	42	14	30	44	24	-4	3	0	4
Brooks Laich	82	16	25	41	34	-8	5	1	5
Jason Chimera	82	20	19	39	78	+4	1	2	5
Troy Brouwer	82	18	15	33	61	-15	3	0	5
John Carlson	82	9	23	32	22	-15	4	0	0
Mathieu Perreault	64	16	14	30	24	+9	2	0	4
Dmitry Orlov*	60	3	16	19	18	+1	0	0	1
Mike Knuble	72	6	12	18	32	-15	0	0	0
Joel Ward	73	6	12	18	20	+12	0	0	0
Karl Alzner	82	1	16	17	29	+12	0	0	0
Jeff Halpern	69	4	12	16	24	-1	0	0	1
Roman Hamrlik	68	2	11	13	34	+11	0	0	1
Keith Aucoin	27	3	8	11	0	+4	0	0	1
Matt Hendricks	78	4	5	9	95	-6	0	0	0
Cody Eakin*	30	4	4	8	4	+2	0	0	0
Mike Green	32	3	4	7	12	+5	3	0	1
Jeff Schultz	54	1	5	6	12	-2	0	0	0
Jay Beagle	41	4	1	5	23	-2	0	0	0
John Erskine	28	0	2	2	51	+3	0	0	0
Tomas Kundratek*	5	0	0	0	2	0	0	0	0
Sean Collins	2	0	0	0	0	-1	0	0	0
DJ King	1	0	0	0	0	0	0	0	0
Joel Rechlicz	3	0	0	0	10	0	0	0	0

Goaltender	GP	MIN	GA	SO	EN	GAA	W-L-OT
Tomas Vokoun	48	2,583	108	4	4	2.51	25-17-2
Michal Neuvirth	38	2,020	95	3	4	2.82	13-13-5
Braden Holtby*	7	361	15	1	0	2.49	4-2-1

\* Indicates rookie

Date	Opponent	Result	Record	Pts
10/8	Carolina	W 4-3*	1-0-0	2
10/10	Tampa Bay	W 6-5**	2-0-0	4
10/13	@ Pittsburgh	W 3-2*	3-0-0	6
10/15	Ottawa	W 2-1	4-0-0	8
10/18	Florida	W 3-0	5-0-0	10
10/20	@ Philadelphia	W 5-2	6-0-0	12
10/22	Detroit	W 7-1	7-0-0	14
10/27	@ Edmonton	L 1-2	7-1-0	14
10/29	@ Vancouver	L 4-7	7-2-0	14
11/1	Anaheim	W 5-4*	8-2-0	16
11/4	@ Carolina	W 5-1	9-2-0	18
11/5	@ NY Islanders	L 3-5	9-3-0	18
11/8	Dallas	L 2-5	9-4-0	18
11/11	@ New Jersey	W 3-1	10-4-0	20
11/12	New Jersey	OT 2-3**	10-4-1	21
11/15	@ Nashville	L 1-3	10-5-1	21
11/17	@ Winnipeg	L 1-4	10-6-1	21
11/19	@ Toronto	L 1-7	10-7-1	21
11/21	Phoenix	W 4-3	11-7-1	23
11/23	Winnipeg	W 4-3*	12-7-1	25
11/25	NY Rangers	L 3-6	12-8-1	25
11/26	@ Buffalo	L 1-5	12-9-1	25
11/29	St. Louis	L 1-2	12-10-1	25
12/1	Pittsburgh	L 1-2	12-11-1	25
12/3	Ottawa	W 3-2*	13-11-1	27
12/5	@ Florida	L 4-5	13-12-1	27
12/7	@ Ottawa	W 5-3	14-12-1	29
12/9	Toronto	W 4-2	15-12-1	31
12/13	Philadelphia	L 1-5	15-13-1	31
12/15	@ Winnipeg	W 1-0	16-13-1	33
12/17	@ Colorado	L 1-2	16-14-1	33
12/20	Nashville	W 4-1	17-14-1	35
12/23	@ New Jersey	OT 4-3**	17-14-2	36
12/26	@ Buffalo	L 4-2	17-15-2	36
12/28	NY Rangers	W 4-1	18-15-2	38
12/30	Buffalo	W 3-1	19-15-2	40
12/31	@ Columbus	W 4-2	20-15-2	42
1/3	Calgary	W 3-1	21-15-2	44
1/7	@ San Jose	L 2-5	21-16-2	44
1/9	@ Los Angeles	L 2-5	21-17-2	44
1/11	Pittsburgh	W 1-0	22-17-2	46
1/13	Tampa Bay	W 4-3	23-17-2	48
1/15	Carolina	W 2-1	24-17-2	50
1/17	NY Islanders	L 0-3	24-18-2	50
1/18	@ Montreal	W 3-0	25-18-2	52
1/20	@ Carolina	L 0-3	25-19-2	52
1/22	@ Pittsburgh	OT 3-4*	25-19-3	53
1/24	Boston	W 5-3	26-19-3	55
1/31	@ Tampa Bay	OT 3-4*	26-19-4	56
2/1	@ Florida	L 2-4	26-20-4	56
2/4	@ Montreal	W 3-0	27-20-4	58
2/5	Boston	L 1-4	27-21-4	58
2/7	Florida	W 4-0	28-21-4	60
2/9	Winnipeg	OT 2-3**	28-21-5	61
2/12	@ NY Rangers	L 2-3	28-22-5	61
2/13	San Jose	L 3-5	28-23-5	61
2/17	@ Florida	W 2-1	29-23-5	63
2/18	@ Tampa Bay	L 1-2	29-24-5	63
2/20	@ Carolina	L 0-5	29-25-5	63
2/22	@ Ottawa	L 2-5	29-26-5	63
2/24	Montreal	W 4-1	30-26-5	65
2/25	@ Toronto	W 4-2	31-26-5	67
2/28	NY Islanders	W 3-2*	32-26-5	69
3/2	New Jersey	L 0-5	32-27-5	69
3/4	Philadelphia	L 0-1	32-28-5	69
3/6	Carolina	OT 3-4*	32-28-6	70
3/8	Tampa Bay	W 3-2*	33-28-6	72
3/10	@ Boston	W 4-3	34-28-6	74
3/11	Toronto	W 2-0	35-28-6	76
3/13	@ NY Islanders	W 5-4**	36-28-6	78
3/16	@ Winnipeg	L 2-3	36-29-6	78
3/18	@ Chicago	L 2-5	36-30-6	78
3/19	@ Detroit	W 5-3	37-30-6	80
3/22	@ Philadelphia	OT 1-2**	37-30-7	81
3/23	Winnipeg	OT 3-4*	37-30-8	82
3/25	Minnesota	W 3-0	38-30-8	84
3/27	Buffalo	L 1-5	38-31-8	84
3/29	@ Boston	W 3-2**	39-31-8	86
3/31	Montreal	W 3-2**	40-31-8	88
4/2	@ Tampa Bay	L 2-4	40-32-8	88
4/5	Florida	W 4-2	41-32-8	90
4/7	@ NY Rangers	W 4-1	42-32-8	92

\* Denotes overtime game

\*\* Denotes shootout

# 2010-11

	W	L	OT	PTS
Home	25	8	8	58
Away	23	15	3	49
1st Half	23	12	6	52
2nd Half	25	11	5	55
October	7	4	0	14
November	10	2	2	22
December	5	6	3	13
January	5	3	4	14
February	6	5	1	13
March	12	2	1	25
April	3	1	0	6

**Head Coach**  
Bruce Boudreau



MICHAL NEUVIRTH

Player	GP	G	A	PTS	PIM	+/-	PP	SH	GW
Alex Ovechkin	79	32	53	85	41	24	7	0	11
Nicklas Backstrom	77	18	47	65	40	24	4	1	2
Alexander Semin	65	28	26	54	71	22	6	1	4
Brooks Laich	82	16	32	48	46	14	4	1	3
Mike Knuble	79	24	16	40	36	10	7	1	1
Dennis Wideman	75	10	30	40	39	-19	9	0	1
Washington	14	1	6	7	6	7	1	0	0
*John Carlson	82	7	30	37	44	21	1	0	3
Jason Arnett	73	17	14	31	40	-6	4	0	1
Washington	11	4	3	7	8	3	2	0	1
*Marcus Johansson	69	13	14	27	10	2	2	1	2
Jason Chimera	81	10	16	26	64	-10	2	0	1
Matt Hendricks	77	9	16	25	110	-2	1	0	3
Mike Green	49	8	16	24	48	6	5	0	1
Eric Fehr	52	10	10	20	16	E	3	0	1
Marco Sturm	35	5	11	16	23	6	1	0	1
Washington	18	1	6	7	6	E	0	0	1
*Mathieu Perreault	35	7	7	14	20	-3	1	0	1
Karl Alzner	82	2	10	12	24	14	0	0	0
John Erskine	73	4	7	11	94	1	0	0	1
Matt Bradley	61	4	7	11	68	-3	0	0	0
Scott Hannan	78	1	10	11	34	4	0	0	0
Washington	55	1	4	5	28	3	0	0	0
Jeff Schultz	72	1	9	10	12	6	0	0	1
Boyd Gordon	60	3	6	9	16	-5	0	1	1
Tom Poti	21	2	5	7	8	-4	0	0	0
Tyler Sloan	33	1	5	6	14	-6	0	0	0
*Jay Beagle	31	2	1	3	8	-2	0	0	2
*Andrew Gordon	9	1	1	2	0	-2	0	0	0
D.J. King	16	0	2	2	30	-3	0	0	0
Sean Collins	4	1	0	1	0	2	0	0	1
Brian Fahey	7	0	1	1	2	-1	0	0	0
Brian Willsie	1	0	1	1	0	E	0	0	0
Keith Aucoin	1	0	0	0	0	E	0	0	0

Goaltender	GP	MIN	GA	SO	EN	GAA	W-L-OT
*Michal Neuvirth	48	2,689	110	4	0	2.45	27-12-4
Semyon Varlamov	27	1,560	58	2	1	2.23	11-9-5
*Braden Holtby	14	736	22	2	0	1.79	10-2-2

\* Indicates rookie

# 48-23-11, 107 points

Date	Opponent	Result	Record	Pts
10/8	@Atlanta	L 2-4	0-1-0	0
10/9	New Jersey	W 7-2	1-1-0	2
10/11	Ottawa	W 3-2*	2-1-0	4
10/13	NY Islanders	W 2-1	3-1-0	6
10/16	@Nashville	W 3-2*	4-1-0	8
10/19	Boston	L 1-3	4-2-0	8
10/21	@Boston	L 1-4	4-3-0	8
10/23	Atlanta	W 4-3*	5-3-0	10
10/27	@Carolina	W 3-0	6-3-0	12
10/28	@Minnesota	L 1-2	6-4-0	12
10/30	@Calgary	W 7-2	7-4-0	14
11/3	Toronto	W 5-4**	8-4-0	16
11/5	Boston	W 5-3	9-4-0	18
11/7	Philadelphia	W 3-2*	10-4-0	20
11/9	@NY Rangers	W 5-3	11-4-0	22
11/11	Tampa Bay	W 6-3	12-4-0	24
11/13	@Buffalo	OT 2-3*	12-4-1	25
11/14	Atlanta	W 6-4	13-4-1	27
11/17	Buffalo	W 4-2	14-4-1	29
11/19	@Atlanta	L 0-5	14-5-1	29
11/20	Philadelphia	OT 4-5**	14-5-2	30
11/22	@New Jersey	L 0-5	14-6-2	30
11/24	@Carolina	W 3-2	15-6-2	32
11/26	Tampa Bay	W 6-0	16-6-2	34
11/28	Carolina	W 3-2**	17-6-2	36
12/1	@St. Louis	W 4-1	18-6-2	38
12/2	@Dallas	L 1-2	18-7-2	38
12/4	Atlanta	L 1-3	18-8-2	38
12/6	Toronto	OT 4-5**	18-8-3	39
12/9	Florida	L 0-3	18-9-3	39
12/11	Colorado	L 2-3	18-10-3	39
12/12	@NY Rangers	L 0-7	18-11-3	39
12/15	Anaheim	OT 1-2*	18-11-4	40
12/18	@Boston	L 2-3	18-12-4	40
12/19	@Ottawa	W 3-2	19-12-4	42
12/21	New Jersey	W 5-1	20-12-4	44
12/23	Pittsburgh	OT 2-3**	20-12-5	45
12/26	@Carolina	W 3-2	21-12-5	47
12/28	Montreal	W 3-0	22-12-5	49
1/1	@Pittsburgh^	W 3-1	23-12-5	51
1/4	Tampa Bay	OT 0-1*	23-12-6	52
1/8	Florida	W 3-2	24-12-6	54
1/11	@Florida	OT 3-4*	24-12-7	55
1/12	@Tampa Bay	L 0-3	24-13-7	55
1/14	Vancouver	L 2-4	24-14-7	55
1/16	Ottawa	W 3-1	25-14-7	57
1/18	@Philadelphia	OT 2-3*	25-14-8	58
1/20	@NY Islanders	W 2-1	26-14-8	60
1/22	@Toronto	W 4-1	27-14-8	62
1/24	NY Rangers	OT 1-2**	27-14-9	63
1/26	@Atlanta	L 0-1	27-15-9	63
2/1	Montreal	OT 2-3**	27-15-10	64
2/4	@Tampa Bay	W 5-2	28-15-10	66
2/6	Pittsburgh	W 3-0	29-15-10	68
2/8	San Jose	L 0-2	29-16-10	68
2/12	Los Angeles	L 1-4	29-17-10	68
2/14	@Phoenix	L 2-3	29-18-10	68
2/16	@Anaheim	W 7-6	30-18-10	70
2/17	@San Jose	L 2-3	30-19-10	70
2/20	@Buffalo	W 2-1	31-19-10	72
2/21	@Pittsburgh	W 1-0	32-19-10	74
2/25	NY Rangers	L 0-6	32-20-10	74
2/26	@NY Islanders	W 3-2	33-20-10	76
3/1	NY Islanders	W 2-1*	34-20-10	78
3/3	St. Louis	W 3-2	35-20-10	80
3/6	@Florida	W 3-2*	36-20-10	82
3/7	@Tampa Bay	W 2-1**	37-20-10	84
3/9	Edmonton	W 5-0	38-20-10	86
3/11	Carolina	W 2-1	39-20-10	88
3/13	Chicago	W 4-3*	40-20-10	90
3/15	@Montreal	W 4-2	41-20-10	92
3/16	@Detroit	L 2-3	41-21-10	92
3/18	@New Jersey	W 3-0	42-21-10	94
3/22	@Philadelphia	W 5-4**	43-21-10	96
3/25	@Ottawa	L 0-2	43-22-10	96
3/26	@Montreal	W 2-0	44-22-10	98
3/29	Carolina	OT 2-3**	44-22-11	99
3/31	Columbus	W 4-3*	45-22-11	101
4/2	Buffalo	W 5-4*	46-22-11	103
4/5	@Toronto	W 3-2**	47-22-11	105
4/6	Florida	W 5-2	48-22-11	107
4/7	@Florida	L 0-1	48-23-11	107

\* Denotes overtime game

\*\* Denotes shootout

^ 2011 Winter Classic at Heinz Field

## 2009-10

	W	L	OT	PTS
Home	30	5	6	66
Away	24	10	7	55
1st Half	24	11	6	54
2nd Half	30	4	7	67
October	8	2	3	19
November	8	3	3	19
December	8	5	0	16
January	13	2	0	26
February	4	1	2	10
March	8	2	4	20
April	5	0	1	11

## Head Coach

Bruce Boudreau



BROOKS LAICH

Player	GP	G	A	PTS	PIM	+/-	PP	SH	GW
Alex Ovechkin	72	50	59	109	89	45	13	0	7
Nicklas Backstrom	82	33	68	101	50	37	11	0	4
Alexander Semin	73	40	44	84	66	36	8	2	5
Mike Green	75	19	57	76	54	39	10	0	4
Brooks Laich	78	25	34	59	34	16	12	1	4
Mike Knuble	69	29	24	53	59	23	6	0	5
Tomas Fleischmann	69	23	28	51	28	9	7	0	4
Brendan Morrison	74	12	30	42	40	23	3	0	3
Eric Belanger	77	15	26	41	32	2	3	0	3
Washington	17	2	4	6	4	3	0	0	0
Eric Fehr	69	21	18	39	24	18	3	0	3
Jason Chimera	78	15	19	34	98	-1	1	0	1
Washington	39	7	10	17	51	6	0	0	0
Matt Bradley	77	10	14	24	47	6	0	1	5
Tom Poti	70	4	20	24	42	26	2	0	0
Jeff Schultz	73	3	20	23	32	50	0	0	0
Joe Corvo	52	6	12	18	12	-10	5	0	0
Washington	39	7	10	17	51	6	0	0	0
David Steckel	79	5	11	16	19	4	1	0	1
Shaone Morrisonn	68	1	11	12	68	8	0	0	1
Boyd Gordon	36	4	6	10	12	4	0	0	0
*Mathieu Perreault	21	4	5	9	6	4	1	0	0
Scott Walker	42	5	3	8	32	-3	1	0	1
Washington	9	2	1	3	9	1	0	0	1
Tyler Sloan	40	2	4	6	22	-1	0	0	0
John Erskine	50	1	5	6	66	16	0	0	0
*John Carlson	22	1	5	6	8	11	0	0	0
Keith Aucoin	9	1	4	5	0	-2	0	0	0
Karl Alzner	21	0	5	5	8	-2	0	0	0
Quintin Laing	36	2	2	4	21	2	0	0	0
Alexandre Giroux	9	1	2	3	4	3	0	0	0
*Chris Bourque	21	0	3	3	10	-6	0	0	0
Washington	1	0	0	0	0	-2	0	0	0
*Jay Beagle	7	1	1	2	2	-1	0	0	0
*Kyle Wilson	2	0	2	2	0	1	0	0	0
Boyd Kane	3	0	0	0	2	-1	0	0	0
*Andrew Gordon	2	0	0	0	0	-2	0	0	0

Goaltender	GP	MIN	GA	SO	EN	GAA	W-L-OT
Jose Theodore	47	2,586	121	1	1	2.81	30-7-7
*Semyon Varlamov	26	1,527	65	2	0	2.55	15-4-6
*Michal Neuvirth	17	872	40	0	0	2.75	9-4-0

\* Indicates rookie

## 54-15-13, 121 points

Date	Opponent	Result	Record	Pts
10/1	@ Boston	W 4-1	1-0-0	2
10/3	Toronto	W 6-4	2-0-0	4
10/6	@ Philadelphia	OT 5-6*	2-0-1	5
10/8	NY Rangers	L 3-4	2-1-1	5
10/10	@ Detroit	L 2-3	2-2-1	5
10/12	New Jersey	OT 2-3**	2-2-2	6
10/15	San Jose	W 4-1	3-2-2	8
10/17	Nashville	W 3-2**	4-2-2	10
10/22	@ Atlanta	W 5-4	5-2-2	12
10/24	@ NY Islanders	W 3-2*	6-2-2	14
10/27	Philadelphia	W 4-2	7-2-2	16
10/29	@ Atlanta	W 4-3	8-2-2	18
10/30	NY Islanders	OT 3-4*	8-2-3	19
11/1	Columbus	OT 4-5*	8-2-4	20
11/4	@ New Jersey	L 2-3	8-3-4	20
11/6	@ Florida	W 4-1	9-3-4	22
11/7	Florida	W 7-4	10-3-4	24
11/11	NY Islanders	W 5-4**	11-3-4	26
11/13	Minnesota	W 3-1	12-3-4	28
11/14	@ New Jersey	L 2-5	12-4-4	28
11/17	@ NY Rangers	W 4-2	13-4-4	30
11/20	Montreal	L 2-3	13-5-4	30
11/21	@ Toronto	OT 1-2**	13-5-5	31
11/23	@ Ottawa	OT 3-4*	13-5-6	32
11/25	Buffalo	W 2-0	14-5-6	34
11/28	@ Montreal	W 4-3**	15-5-6	36
11/30	@ Carolina	W 3-2	16-5-6	38
12/3	Florida	W 6-2	17-5-6	40
12/5	@ Philadelphia	W 8-2	18-5-6	42
12/7	@ Tampa Bay	W 3-0	19-5-6	44
12/9	@ Buffalo	L 0-3	19-6-6	44
12/11	Carolina	W 4-3*	20-6-6	46
12/12	@ Toronto	L 3-6	20-7-6	46
12/15	@ Colorado	W 6-1	21-7-6	48
12/18	@ Vancouver	L 2-3	21-8-6	48
12/19	@ Edmonton	W 4-2	22-8-6	50
12/23	Buffalo	W 5-2	23-8-6	52
12/26	New Jersey	W 4-1	24-8-6	54
12/28	Carolina	L 3-6	24-9-6	54
12/30	@ San Jose	L 2-5	24-10-6	54
1/2	@ Los Angeles	L 1-2	24-11-6	54
1/5	Montreal	W 4-2	25-11-6	56
1/7	Ottawa	W 5-2	26-11-6	58
1/9	@ Atlanta	W 8-1	27-11-6	60
1/12	@ Tampa Bay	L 4-7	27-12-6	60
1/13	@ Florida	W 5-4**	28-12-6	62
1/15	Toronto	W 6-1	29-12-6	64
1/17	Philadelphia	W 5-3	30-12-6	66
1/19	Detroit	W 3-2	31-12-6	68
1/21	@ Pittsburgh	W 6-3	32-12-6	70
1/23	Phoenix	W 4-2	33-12-6	72
1/26	@ NY Islanders	W 7-2	34-12-6	74
1/27	Anaheim	W 5-1	35-12-6	76
1/29	Florida	W 4-1	36-12-6	78
1/31	Tampa Bay	W 3-2	37-12-6	80
2/2	@ Boston	W 4-1	38-12-6	82
2/4	@ NY Rangers	W 6-5	39-12-6	84
2/5	Atlanta	W 5-2	40-12-6	86
2/7	Pittsburgh	W 5-4*	41-12-6	88
2/10	@ Montreal	OT 5-6*	41-12-7	89
2/11	@ Ottawa	L 5-6	41-13-7	89
2/13	@ St. Louis	OT 3-4**	41-13-8	90
3/3	@ Buffalo	W 3-1	42-13-8	92
3/4	Tampa Bay	W 5-4	43-13-8	94
3/6	NY Rangers	W 2-0	44-13-8	96
3/8	Dallas	OT 3-4**	44-13-9	97
3/10	Carolina	W 4-3*	45-13-9	99
3/12	Tampa Bay	L 2-3	45-14-9	99
3/14	@ Chicago	W 4-3*	46-14-9	101
3/16	@ Florida	W 7-3	47-14-9	103
3/18	@ Carolina	OT 3-4*	47-14-10	104
3/20	@ Tampa Bay	W 3-1	48-14-10	106
3/24	Pittsburgh	W 4-3**	49-14-10	108
3/25	@ Carolina	OT 2-3**	49-14-11	109
3/28	Calgary	L 3-5	49-15-11	109
3/30	Ottawa	OT 4-5*	49-15-12	110
4/1	Atlanta	W 2-1	50-15-12	112
4/3	@ Columbus	W 3-2	51-15-12	114
4/5	Boston	W 3-2*	52-15-12	116
4/6	@ Pittsburgh	W 6-3	53-15-12	118
4/9	Atlanta	W 5-2	54-15-12	120
4/11	Boston	OT 3-4**	54-15-13	121

\* Denotes overtime game

\*\* Denotes shootout

# 2008-09

	W	L	OT	PTS
Home	29	9	3	61
Away	21	15	5	47
1st Half	27	11	3	57
2nd Half	23	13	5	51
October	5	3	1	11
November	8	5	2	18
December	11	3	0	22
January	7	4	1	15
February	9	3	1	19
March	6	5	2	14
April	4	1	1	9

**Head Coach**  
Bruce Boudreau



**NICKLAS BACKSTROM**

Player	GP	G	A	PTS	PIM	+/-	PP	SH	GW
Alex Ovechkin	79	56	54	110	72	8	19	1	10
Nicklas Backstrom	82	22	66	88	46	16	14	0	1
Alexander Semin	62	34	45	79	77	25	8	0	8
Mike Green	68	31	42	73	68	24	18	1	4
Brooks Laich	82	23	30	53	31	-1	9	1	3
Viktor Kozlov	67	13	28	41	16	-9	2	0	0
Tomas Fleischmann	73	19	18	37	20	-3	7	0	4
Sergei Fedorov	52	11	22	33	50	4	2	0	2
Michael Nylander	72	9	24	33	32	E	4	0	2
Eric Fehr	61	12	13	25	22	8	1	0	2
David Steckel	76	8	11	19	34	2	0	2	1
Boyd Gordon	63	5	9	14	16	-4	0	1	2
Milan Jurcina	79	3	11	14	68	1	0	0	1
Tom Poti	52	3	10	13	28	3	0	0	1
Shaone Morrisonn	72	3	10	13	77	4	0	0	1
Jeff Schultz	64	1	11	12	21	13	0	1	0
Matt Bradley	81	5	6	11	59	-1	0	0	1
Keith Aucoin	12	2	4	6	4	5	1	0	0
Chris Clark	32	1	5	6	32	-3	0	0	0
Tyler Sloan	26	1	4	5	14	4	0	0	0
*Karl Alzner	30	1	4	5	2	-1	0	0	0
Donald Brashear	63	1	3	4	121	-6	0	0	1
*Sami Lepisto	7	0	4	4	6	-3	0	0	0
John Erskine	52	0	4	4	63	1	0	0	0
Brian Pothier	9	1	2	3	4	E	0	0	1
Bryan Helmer	12	0	3	3	2	-1	0	0	0
Jose Theodore	57	0	3	3	6	E	0	0	0
*Sean Collins	15	1	1	2	12	1	0	0	0
Alexandre Giroux	12	1	1	2	10	4	0	0	1
*Chris Bourque	8	1	0	1	0	E	0	0	0
Brent Johnson	21	0	1	1	2	E	0	0	0
*Oskar Osala	2	0	0	0	0	-1	0	0	0
*Andrew Gordon	1	0	0	0	0	E	0	0	0
Graham Mink	2	0	0	0	0	E	0	0	0
*Michal Neuvirth	5	0	0	0	0	E	0	0	0
*Simeon Varlamov	6	0	0	0	0	E	0	0	0
Quintin Laing	1	0	0	0	0	1	0	0	0
Staffan Kronwall	3	0	0	0	0	-1	0	0	0
*Jay Beagle	3	0	0	0	2	-3	0	0	0

Goaltender	GP	MIN	GA	SO	EN	GAA	W-L-OT
Jose Theodore	57	3,287	157	2	4	2.87	32-17-5
Brent Johnson	21	1,131	53	0	2	2.81	12-6-2
*Semyon Varlamov	6	329	13	0	0	2.37	4-0-1
*Michal Neuvirth	5	220	11	0	0	3.00	2-1-0

\* Indicates rookie

# 50-24-8, 108 points

Date	Opponent	Result	Record	Pts
10/10	@ Atlanta	L 4-7	0-1-0	0
10/11	Chicago	W 4-2	1-1-0	2
10/13	Vancouver	W 5-1	2-1-0	4
10/16	@ Pittsburgh	W 4-3	3-1-0	6
10/18	New Jersey	OT 3-4**	3-1-1	7
10/21	@ Calgary	L 1-2	3-2-1	7
10/23	@ Phoenix	L 1-2	3-3-1	7
10/25	@ Dallas	W 6-5*	4-3-1	9
10/28	Nashville	W 4-3**	5-3-1	11
11/1	@ Buffalo	L 0-5	5-4-1	11
11/4	@ Ottawa	OT 1-2*	5-4-2	12
11/6	Carolina	W 3-2	6-4-2	14
11/8	NY Rangers	W 3-1	7-4-2	16
11/10	Tampa Bay	W 4-2	8-4-2	18
11/12	@ Carolina	W 5-1	9-4-2	20
11/14	New Jersey	W 3-1	10-4-2	22
11/15	@ New Jersey	OT 5-6**	10-4-3	23
11/19	@ Anaheim	W 6-4	11-4-3	25
11/20	@ Los Angeles	L 2-5	11-5-3	25
11/22	@ San Jose	L 2-7	11-6-3	25
11/24	@ Minnesota	L 3-4	11-7-3	25
11/26	Atlanta	W 5-3	12-7-3	27
11/28	Montreal	W 3-0	13-7-3	29
11/29	@ Columbus	L 0-3	13-8-3	29
12/2	Florida	L 3-5	13-9-3	29
12/4	NY Islanders	W 5-2	14-9-3	31
12/6	@ Toronto	W 2-1	15-9-3	33
12/7	@ Carolina	L 1-3	15-10-3	33
12/10	Boston	W 3-1	16-10-3	35
12/12	Ottawa	W 5-1	17-10-3	37
12/13	@ Montreal	W 2-1	18-10-3	39
12/16	@ NY Islanders	W 5-4*	19-10-3	41
12/18	St. Louis	W 4-2	20-10-3	43
12/20	@ Philadelphia	L 1-7	20-11-3	43
12/23	@ NY Rangers	W 5-4*	21-11-3	45
12/26	Buffalo	W 3-2	22-11-3	47
12/28	Toronto	W 4-1	23-11-3	49
12/30	@ Buffalo	W 4-2	24-11-3	51
1/1	Tampa Bay	W 7-4	25-11-3	53
1/3	NY Rangers	W 2-1	26-11-3	55
1/6	Philadelphia	W 2-1**	27-11-3	57
1/9	Columbus	L 0-3	27-12-3	57
1/10	@ Montreal	L 4-5	27-13-3	57
1/13	Edmonton	L 2-5	27-14-3	57
1/14	@ Pittsburgh	W 6-3	28-14-3	59
1/17	Boston	W 2-1	29-14-3	61
1/19	@ NY Islanders	W 2-1*	30-14-3	63
1/20	@ Ottawa	L 2-3	30-15-3	63
1/27	@ Boston	OT 2-3*	30-15-4	64
1/31	Detroit	W 4-2	31-15-4	66
2/1	Ottawa	W 7-4	32-15-4	68
2/3	@ New Jersey	W 5-2	33-15-4	70
2/5	Los Angeles	L 4-5	33-16-4	70
2/7	Florida	W 3-1	34-16-4	72
2/11	@ NY Rangers	OT 4-5**	34-16-5	73
2/14	@ Tampa Bay	W 5-1	35-16-5	75
2/15	@ Florida	W 4-2	36-16-5	77
2/18	Montreal	W 4-3**	37-16-5	79
2/20	Colorado	L 1-4	37-17-5	79
2/22	Pittsburgh	W 5-2	38-17-5	81
2/24	Philadelphia	L 2-4	38-18-5	81
2/26	Atlanta	W 4-3	39-18-5	83
2/28	@ Boston	W 4-3*	40-18-5	85
3/1	Florida	L 2-6	40-19-5	85
3/3	Carolina	L 2-5	40-20-5	85
3/5	Toronto	L 1-2	40-21-5	85
3/8	Pittsburgh	OT 3-4**	40-21-6	86
3/10	@ Nashville	W 2-1*	41-21-6	88
3/12	@ Philadelphia	W 2-1	42-21-6	90
3/14	Carolina	W 5-4**	43-21-6	92
3/16	@ Atlanta	L 1-5	43-22-6	92
3/17	@ Florida	W 3-0	44-22-6	94
3/19	@ Tampa Bay	W 5-2	45-22-6	96
3/21	@ Carolina	L 1-4	45-23-6	96
3/24	@ Toronto	OT 2-3**	45-23-7	97
3/27	Tampa Bay	W 5-3	46-23-7	99
4/1	NY Islanders	W 5-3	47-23-7	101
4/3	Buffalo	OT 4-5*	47-23-8	102
4/5	Atlanta	W 4-2	48-23-8	104
4/7	@ Atlanta	W 4-2	49-23-8	106
4/9	@ Tampa Bay	W 4-2	50-23-8	108
4/11	@ Florida	L 4-7	50-24-8	108

\* Denotes overtime game

\*\* Denotes shootout

2007-08

43-31-8, 94 points

	W	L	OT	PTS
Home	23	15	3	49
Away	20	16	5	45
1st Half	16	20	5	37
2nd Half	27	11	3	57
October	5	6	0	10
November	3	10	2	8
December	7	3	3	17
January	9	4	0	18
February	6	4	3	15
March	10	4	0	20
April	3	0	0	6

Head Coach  
Glen Hanlon: 6-14-1  
Bruce Boudreau (Nov. 22): 37-17-7



MIKE GREEN

Player	GP	G	A	PTS	PIM	+/-	PP	SH	GW
Alex Ovechkin	82	65	47	112	40	28	22	0	11
*Nicklas Backstrom	82	14	55	69	24	13	3	0	4
Mike Green	82	18	38	56	62	6	8	0	4
Viktor Kozlov	81	16	38	54	18	28	2	0	2
Alexander Semin	63	26	16	42	54	-18	10	0	2
Sergei Fedorov	68	11	30	41	38	-5	6	0	2
Washington	18	2	11	13	8	-2	1	0	1
Brooks Laich	82	21	16	37	35	-3	8	2	4
Michael Nylander	40	11	26	37	24	-19	5	0	1
Tomas Fleischmann	75	10	20	30	18	-7	1	0	1
Tom Poti	71	2	27	29	46	9	0	0	0
Matt Cooke	78	10	13	23	91	1	0	1	1
Washington	17	3	4	7	27	5	0	1	0
Matt Bradley	77	7	11	18	74	1	1	1	2
Jeff Schultz	72	5	13	18	28	12	0	0	0
Boyd Gordon	67	7	9	16	12	5	0	1	0
Brian Pothier	38	5	9	14	20	5	1	0	1
*David Steckel	67	5	7	12	34	1	0	0	1
Shaone Morrisonn	76	1	9	10	63	4	0	0	1
Chris Clark	18	5	4	9	43	E	1	0	1
John Erskine	51	2	7	9	96	1	0	0	1
Milan Jurcina	75	1	8	9	30	4	1	0	0
Donald Brashear	80	5	3	8	119	-7	0	0	0
Eric Fehr	23	1	5	6	6	4	0	0	0
Quintin Laing	39	1	5	6	10	4	0	0	1
Steve Eminger	20	0	2	2	8	-4	0	0	0
Cristobal Huet	52	0	2	2	0	E	0	0	0
Washington	13	0	1	1	0	E	0	0	0
Olie Kolzig	54	0	2	2	8	E	0	0	0
*Sami Lepisto	7	0	1	1	12	-1	0	0	0
Brent Johnson	19	0	0	0	0	E	0	0	0
*Chris Bourque	4	0	0	0	2	E	0	0	0

Goaltender	GP	MIN	GA	SO	EN	GAA	W-L-OT
Olie Kolzig	54	3,154	153	1	3	2.91	25-21-6
Cristobal Huet	52	3,049	118	4	5	2.32	32-14-6
Washington	13	771	21	2	1	1.63	11-2-0
Brent Johnson	19	1,032	46	0	3	2.67	7-8-2

\* Indicates rookie

Date	Opponent	Result	Record	Pts
10/5	@ Atlanta	W 3-1	1-0-0	2
10/6	Carolina	W 2-0	2-0-0	4
10/8	@ NY Islanders	W 2-1	3-0-0	6
10/12	@ NY Rangers	L 1-3	3-1-0	6
10/13	@ Buffalo	L 3-7	3-2-0	6
10/18	NY Islanders	L 2-5	3-3-0	6
10/20	Pittsburgh	L 1-2	3-4-0	6
10/24	Tampa Bay	W 5-3	4-4-0	8
10/26	Vancouver	L 2-3	4-5-0	8
10/27	@ St. Louis	L 3-4	4-6-0	8
10/29	@ Toronto	W 7-1	5-6-0	10
11/1	@ NY Rangers	L 0-2	5-7-0	10
11/2	Philadelphia	L 2-3	5-8-0	10
11/5	@ Carolina	L 0-5	5-9-0	10
11/6	@ Atlanta	OT 1-2*	5-9-1	11
11/8	@ Ottawa	W 4-1	6-9-1	13
11/10	Tampa Bay	L 2-5	6-10-1	13
11/15	@ Florida	L 1-2	6-11-1	13
11/16	@ Tampa Bay	L 2-5	6-12-1	13
11/19	Florida	L 3-4	6-13-1	13
11/21	Atlanta	L 1-5	6-14-1	13
11/23	@ Philadelphia	W 4-3*	7-14-1	15
11/24	Carolina	W 5-2	8-14-1	17
11/26	Buffalo	L 1-3	8-15-1	17
11/28	Florida	OT 1-2**	8-15-2	18
11/30	@ Carolina	L 3-4	8-16-2	18
12/1	@ Florida	W 2-1	9-16-2	20
12/7	@ New Jersey	L 2-3	9-17-2	20
12/8	Atlanta	W 6-3	10-17-2	22
12/10	New Jersey	W 3-2	11-17-2	24
12/12	NY Rangers	W 5-4*	12-17-2	26
12/14	Buffalo	L 3-5	12-18-2	26
12/15	@ Tampa Bay	W 3-2	13-18-2	28
12/17	@ Detroit	OT 3-4**	13-18-3	29
12/20	Montreal	L 2-5	13-19-3	29
12/22	@ NY Islanders	OT 2-3*	13-19-4	30
12/26	Tampa Bay	W 3-2	14-19-4	32
12/27	@ Pittsburgh	OT 3-4*	14-19-5	33
12/29	@ Ottawa	W 8-6	15-19-5	35
1/1	Ottawa	W 6-3	16-19-5	37
1/3	@ Boston	L 0-2	16-20-5	37
1/5	@ Montreal	W 5-4*	17-20-5	39
1/9	Colorado	W 2-1	18-20-5	41
1/13	Philadelphia	L 4-6	18-21-5	41
1/15	Ottawa	W 4-2	19-21-5	43
1/17	Edmonton	W 5-4**	20-21-5	45
1/19	Florida	W 5-3	21-21-5	47
1/21	@ Pittsburgh	W 6-5**	22-21-5	49
1/23	@ Toronto	L 2-3	22-22-5	49
1/24	Toronto	W 2-1	23-22-5	51
1/29	@ Montreal	L 0-4	23-23-5	51
1/31	Montreal	W 5-4*	24-23-5	53
2/2	Atlanta	L 0-2	24-24-5	53
2/5	@ Columbus	W 4-3*	25-24-5	55
2/6	@ Philadelphia	W 4-3	26-24-5	57
2/8	Carolina	L 1-2	26-25-5	57
2/10	NY Rangers	W 3-2*	27-25-5	59
2/13	@ Atlanta	OT 2-3**	27-25-6	60
2/15	@ Florida	L 2-4	27-26-6	60
2/16	@ Tampa Bay	W 3-2	28-26-6	62
2/20	NY Islanders	OT 2-3**	28-26-7	63
2/23	@ Carolina	L 3-6	28-27-7	63
2/24	New Jersey	OT 1-2*	28-27-8	64
2/26	Minnesota	W 4-1	29-27-8	66
2/29	@ New Jersey	W 4-0	30-27-8	68
3/1	Toronto	L 2-3	30-28-8	68
3/3	Boston	W 10-2	31-28-8	70
3/5	@ Buffalo	W 3-1	32-28-8	72
3/8	@ Boston	L 1-2	32-29-8	72
3/9	Pittsburgh	L 2-4	32-30-8	72
3/12	Calgary	W 3-2	33-30-8	74
3/14	Atlanta	W 4-1	34-30-8	76
3/16	Boston	W 2-1**	35-30-8	78
3/18	@ Nashville	W 4-2	36-30-8	80
3/19	@ Chicago	L 0-5	36-31-8	80
3/21	@ Atlanta	W 5-3	37-31-8	82
3/25	@ Carolina	W 3-2**	38-31-8	84
3/27	@ Tampa Bay	W 4-3*	39-31-8	86
3/29	@ Florida	W 3-0	40-31-8	88
4/1	Carolina	W 4-1	41-31-8	90
4/3	Tampa Bay	W 4-1	42-31-8	92
4/5	Florida	W 3-1	43-31-8	94

\* Denotes overtime game

\*\* Denotes shootout

# 2006-07

	W	L	OT	PTS
Home	17	17	7	41
Away	11	23	7	29
1st Half	17	17	7	41
2nd Half	11	23	7	29
October	4	3	4	12
November	6	6	2	14
December	6	7	1	13
January	5	7	0	10
February	3	6	4	10
March	2	10	3	7
April	2	1	0	4

**Head Coach**  
Glen Hanlon



CHRIS CLARK

Player	GP	G	A	PTS	PIM	+/-	PP	SH	GW
Alex Ovechkin	82	46	46	92	52	-19	16	0	8
Alexander Semin	77	38	35	73	90	-7	17	0	6
Chris Clark	74	30	24	54	66	-10	9	4	2
Matt Pettinger	64	16	16	32	22	-13	4	3	2
Boyd Gordon	71	7	22	29	14	10	0	2	0
Brian Pothier	72	3	25	28	44	-11	2	0	0
Kris Beech	64	8	18	26	46	-11	3	0	0
Ben Clymer	66	7	13	20	44	-17	0	0	0
*Jiri Novotny	68	6	13	19	28	-4	0	0	0
Washington	18	0	6	6	2	-2	0	0	0
Brooks Laich	73	8	10	18	29	-2	2	3	0
Brian Sutherby	69	7	10	17	78	-9	1	0	0
Steve Eminger	68	1	16	17	63	-14	0	0	0
Matt Bradley	57	4	9	13	47	-5	0	0	0
Donald Brashear	77	4	9	13	156	1	0	0	0
Shaone Morrisonn	78	3	10	13	106	3	0	0	0
Milan Jurcina	70	4	8	12	44	E	0	0	1
Washington	30	2	7	9	24	5	0	0	0
*Mike Green	70	2	10	12	36	-10	0	0	0
*Jakub Klepis	41	3	7	10	28	-2	0	0	0
*Tomas Fleischmann	29	4	4	8	8	-6	1	0	1
Bryan Muir	26	3	4	7	42	3	0	0	1
John Erskine	29	1	6	7	69	-13	0	0	0
*Alexandre Giroux	9	2	2	4	2	-4	0	0	0
*Eric Fehr	14	2	1	3	8	3	0	0	1
Olie Kolzig	54	0	3	3	10	E	0	0	0
*Jeff Schultz	38	0	3	3	16	5	0	0	0
Brent Johnson	30	0	1	1	4	E	0	0	0
*David Steckel	5	0	0	0	2	-2	0	0	0
Frederic Cassivi	4	0	0	0	0	E	0	0	0
*Jamie Hunt	1	0	0	0	0	-1	0	0	0

Goaltender	GP	MIN	GA	SO	EN	GAA	W-L-OT
Olie Kolzig	54	3,184	159	1	7	3.00	22-24-6
Brent Johnson	30	1,644	99	0	4	3.61	6-15-7
Frederic Cassivi	4	139	6	0	0	2.59	0-1-1

\* Indicates rookie

# 28-40-14, 70 points

Date	Opponent	Result	Record	Pts
10/5	@ NY Rangers	L 2-5	0-1-0	0
10/7	Carolina	W 5-2	1-1-0	2
10/12	@ Minnesota	OT 2-3**	1-1-1	3
10/14	Atlanta	OT 3-4*	1-1-2	4
10/18	Florida	W 5-2	2-1-2	6
10/19	@ Atlanta	OT 3-4**	2-1-3	7
10/21	Tampa Bay	L 4-6	2-2-3	7
10/25	@ Colorado	W 5-3	3-2-3	9
10/27	@ Vancouver	OT 2-3**	3-2-4	10
10/28	@ Edmonton	L 0-4	3-3-4	10
10/30	@ Calgary	W 4-2	4-3-4	12
11/3	Atlanta	L 3-4	4-4-4	12
11/4	@ Philadelphia	W 5-3	5-4-4	14
11/6	Ottawa	W 4-3*	6-4-4	16
11/9	@ Carolina	L 0-5	6-5-4	16
11/11	NY Rangers	W 3-1	7-5-4	18
11/13	@ Florida	W 4-1	8-5-4	20
11/15	Boston	OT 2-3**	8-5-5	21
11/17	Carolina	L 1-4	8-6-5	21
11/18	@ Boston	OT 2-3*	8-6-6	22
11/22	Atlanta	L 2-4	8-7-6	22
11/24	Toronto	L 1-7	8-8-6	22
11/25	@ NY Islanders	L 1-4	8-9-6	22
11/28	@ Tampa Bay	W 5-2	9-9-6	24
11/30	Dallas	W 4-3	10-9-6	26
12/2	Buffalo	W 7-4	11-9-6	28
12/6	Ottawa	W 6-2	12-9-6	30
12/8	Anaheim	L 1-6	12-10-6	30
12/9	@ Philadelphia	W 5-3	13-10-6	32
12/11	Pittsburgh	OT 4-5**	13-10-7	33
12/15	@ Atlanta	W 3-2*	14-10-7	35
12/16	Philadelphia	W 4-1	15-10-7	37
12/19	Tampa Bay	L 4-5	15-11-7	37
12/22	New Jersey	L 1-4	15-12-7	37
12/23	@ Toronto	W 3-2	16-12-7	39
12/26	@ Buffalo	L 3-6	16-13-7	39
12/27	Montreal	L 1-4	16-14-7	39
12/29	@ New Jersey	L 3-4	16-15-7	39
12/30	@ NY Rangers	L 1-4	16-16-7	39
1/1	Phoenix	L 2-3	16-17-7	39
1/4	Montreal	W 5-1	17-17-7	41
1/6	Atlanta	W 3-2*	18-17-7	43
1/9	Philadelphia	W 6-2	19-17-7	45
1/11	@ Tampa Bay	L 4-5	19-18-7	45
1/13	@ Florida	L 3-7	19-19-7	45
1/16	@ Ottawa	L 2-5	19-20-7	45
1/18	@ Carolina	W 5-2	20-20-7	47
1/20	Florida	L 1-4	20-21-7	47
1/26	@ Carolina	L 2-6	20-22-7	47
1/27	Carolina	W 7-3	21-22-7	49
1/30	@ Ottawa	L 2-3	21-23-7	49
2/1	@ Florida	L 3-6	21-24-7	49
2/3	@ Pittsburgh	L 0-2	21-25-7	49
2/4	NY Islanders	W 2-1**	22-25-7	51
2/6	Boston	OT 2-3**	22-25-8	52
2/8	Los Angeles	W 4-3*	23-25-8	54
2/10	NY Rangers	L 2-5	23-26-8	54
2/15	@ Tampa Bay	OT 2-3**	23-26-9	55
2/18	@ Pittsburgh	L 2-3	23-27-9	55
2/20	@ Montreal	L 3-5	23-28-9	55
2/21	San Jose	OT 2-3**	23-28-10	56
2/24	@ New Jersey	W 4-2	24-28-10	58
2/25	New Jersey	L 2-3	24-29-10	58
2/27	Florida	OT 5-6**	24-29-11	59
3/1	Tampa Bay	OT 4-5**	24-29-12	60
3/3	NY Islanders	L 2-5	24-30-12	60
3/6	@ Toronto	L 0-3	24-31-12	60
3/9	Carolina	L 0-3	24-32-12	60
3/10	@ NY Islanders	L 2-5	24-33-12	60
3/12	@ Atlanta	L 2-4	24-34-12	60
3/15	@ Boston	OT 3-4**	24-34-13	61
3/16	Toronto	W 5-1	25-34-13	63
3/18	Tampa Bay	W 7-1	26-34-13	65
3/21	@ Buffalo	L 2-5	26-35-13	65
3/22	@ Carolina	L 3-4	26-36-13	65
3/24	@ Montreal	L 1-4	26-37-13	65
3/27	Pittsburgh	L 3-4	26-38-13	65
3/30	@ Florida	OT 2-3*	26-38-14	66
3/31	@ Tampa Bay	L 2-5	26-39-14	66
4/3	Florida	W 1-0	27-39-14	68
4/4	@ Atlanta	W 3-2	28-39-14	70
4/7	Buffalo	L 0-2	28-40-14	70

\* Denotes overtime game

\*\* Denotes shootout

2005-06

29-41-12, 70 points

	W	L	OT	PTS
Home	16	18	7	39
Away	13	23	5	31
1st Half	13	23	5	31
2nd Half	16	18	7	39
October	4	7	0	8
November	4	7	2	10
December	5	6	1	11
January	5	8	2	12
February	2	4	0	4
March	4	6	5	13
April	5	3	2	12

Head Coach  
Glen Hanlon



ALEX OVECHKIN

Player	GP	G	A	PTS	PIM	+/-	PP	SH	GW
*Alex Ovechkin	81	52	54	106	52	2	21	3	5
Dainius Zubrus	71	23	34	57	84	3	13	0	5
Jeff Halpern	70	11	33	44	79	-8	6	0	1
Brian Willsie	82	19	22	41	77	-19	8	1	2
Chris Clark	78	20	19	39	110	9	1	3	0
Matt Pettinger	71	20	18	38	39	-2	4	5	2
Ben Clymer	77	16	17	33	72	-7	3	0	3
Brian Sutherby	76	14	16	30	73	-17	0	2	0
Jamie Heward	71	7	21	28	54	-5	4	0	2
Bryan Muir	72	8	18	26	72	-9	4	0	0
*Brooks Laich	73	7	14	21	26	-9	1	0	1
Matt Bradley	74	7	12	19	72	-8	0	0	1
Steve Eminger	66	5	13	18	81	-12	1	0	0
Shaone Morrisonn	80	1	13	14	91	7	0	0	0
Mathieu Biron	52	4	9	13	50	-11	3	0	0
Andrew Cassels	31	4	8	12	14	-3	2	0	0
Ivan Majesky	57	1	8	9	66	-2	0	1	0
Rico Fata	47	3	4	7	22	-4	1	0	0
Washington	21	3	3	6	8	3	1	0	0
*Nolan Yonkman	38	0	7	7	86	1	0	0	0
Petr Sykora	10	2	2	4	6	E	0	0	0
*Jakub Klepis	25	1	3	4	8	-11	0	0	0
Kris Beech	10	1	2	3	4	1	0	0	0
Washington	5	0	0	0	4	E	0	0	0
*Mike Green	22	1	2	3	18	-8	0	0	0
Olie Kolzig	59	0	3	3	14	E	0	0	0
*Tomas Fleischmann	14	0	2	2	0	-7	0	0	0
Boyd Kane	5	0	1	1	2	1	0	0	0
Boyd Gordon	25	0	1	1	4	-4	0	0	0
Frederic Cassivi	1	0	0	0	0	E	0	0	0
*Jonas Johansson	1	0	0	0	2	E	0	0	0
*Joey Tenute	1	0	0	0	0	E	0	0	0
Doug Doull	2	0	0	0	19	-1	0	0	0
*Louis Robitaille	2	0	0	0	5	-1	0	0	0
Graham Mink	3	0	0	0	0	E	0	0	0
*David Steckel	7	0	0	0	0	1	0	0	0
Colin Forbes	9	0	0	0	2	-2	0	0	0
*Eric Fehr	11	0	0	0	2	E	0	0	0
Brent Johnson	26	0	0	0	14	E	0	0	0

Goaltender	GP	MIN	GA	SO	EN	GAA	W-L-OT
Olie Kolzig	59	3,506	206	0	8	3.53	20-28-11
Brent Johnson	26	1,413	81	1	1	3.44	9-12-1
Frederic Cassivi	1	59	4	0	0	4.07	0-1-0

\* Indicates rookie

Date	Opponent	Result	Record	Pts
10/5	Columbus	W 3-2	1-0-0	2
10/7	Atlanta	L 3-7	1-1-0	2
10/8	@ Atlanta	L 1-8	1-2-0	2
10/10	NY Rangers	W 3-2	2-2-0	4
10/12	@ Carolina	L 2-7	2-3-0	4
10/13	NY Islanders	L 3-5	2-4-0	4
10/16	Tampa Bay	W 3-2**	3-4-0	6
10/20	@ Florida	L 2-3	3-5-0	6
10/22	Carolina	L 0-4	3-6-0	6
10/26 #	@ Buffalo	W 3-2	4-6-0	8
10/28	@ Tampa Bay	L 2-4	4-7-0	8
11/3	@ Philadelphia	L 1-8	4-8-0	8
11/4	Atlanta	W 3-2**	5-8-0	10
11/6	Toronto	W 5-4	6-8-0	12
11/8	@ Toronto	L 4-6	6-9-0	12
11/11	New Jersey	L 3-4	6-10-0	12
11/12	@ New Jersey	L 2-3	6-11-0	12
11/15	Tampa Bay	W 4-3**	7-11-0	14
11/17	@ Buffalo	L 5-8	7-12-0	14
11/19	@ Montreal	W 5-1	8-12-0	16
11/22	@ Pittsburgh	L 4-5	8-13-0	16
11/23	Tampa Bay	OT 3-4**	8-13-1	17
11/26	@ NY Rangers	OT 2-3**	8-13-2	18
11/27	Buffalo	L 2-3	8-14-2	18
12/1 *	@ Florida	L 2-3	8-15-2	18
12/3	NY Rangers	W 5-1	9-15-2	20
12/7	Nashville	L 2-5	9-16-2	20
12/9	Detroit	L 3-4	9-17-2	20
12/14	@ Los Angeles	W 3-2	10-17-2	22
12/16	@ San Jose	L 1-4	10-18-2	22
12/18	Florida	L 2-3	10-19-2	22
12/22	@ Atlanta	W 6-5**	11-19-2	24
12/23	Montreal	W 4-2	12-19-2	26
12/27	Boston	OT 3-4*	12-19-3	27
12/28	@ New Jersey	L 2-7	12-20-3	27
12/31	Philadelphia	W 4-3**	13-20-3	29
1/1	Atlanta	L 2-5	13-21-3	29
1/4	Ottawa	L 1-3	13-22-3	29
1/6	Philadelphia	L 1-3	13-23-3	29
1/8	Florida	OT 3-4**	13-23-4	30
1/10	Chicago	OT 3-4*	13-23-5	31
1/12	@ Dallas	L 1-4	13-24-5	31
1/13	@ Anaheim	W 3-2*	14-24-5	33
1/16	@ Phoenix	W 6-1	15-24-5	35
1/19	St. Louis	W 5-4**	16-24-5	37
1/21	Carolina	W 5-2	17-24-5	39
1/23	Boston	L 2-3	17-25-5	39
1/25	@ Pittsburgh	L 1-8	17-26-5	39
1/26	@ Boston	L 2-3	17-27-5	39
1/29	Tampa Bay	W 2-1	18-27-5	41
1/31	@ NY Islanders	L 3-5	18-28-5	41
2/3	Toronto	W 4-1	19-28-5	43
2/4	@ Tampa Bay	L 0-5	19-29-5	43
2/7	Florida	L 0-5	19-30-5	43
2/10	@ Philadelphia	L 4-5	19-31-5	43
2/11	Pittsburgh	L 3-6	19-32-5	43
2/28	@ Toronto	W 5-3	20-32-5	45
3/2	@ Ottawa	L 1-7	20-33-5	45
3/4	@ Atlanta	OT 2-3*	20-33-6	46
3/6	NY Islanders	W 5-2	21-33-6	48
3/8	Pittsburgh	W 6-3	22-33-6	50
3/10	New Jersey	OT 3-4**	22-33-7	51
3/12	Ottawa	L 2-5	22-34-7	51
3/14	Buffalo	L 4-6	22-35-7	51
3/16	@ NY Rangers	L 4-5	22-36-7	51
3/18	Florida	OT 3-4**	22-36-8	52
3/20	Montreal	L 2-4	22-37-8	52
3/22	@ Florida	L 2-3	22-38-8	52
3/23	@ Tampa Bay	OT 3-4*	22-38-9	53
3/25	@ Carolina	W 3-1	23-38-9	55
3/29	@ Carolina	W 5-1	24-38-9	57
3/30	@ Montreal	OT 2-3*	24-38-10	58
4/1	@ Ottawa	W 1-0	25-38-10	60
4/3	@ Carolina	OT 5-6*	25-38-11	61
4/5	Carolina	OT 3-4**	25-38-12	62
4/7	Carolina	L 3-4	25-39-12	62
4/8	@ NY Islanders	L 0-5	25-40-12	62
4/10	@ Boston	W 2-1*	26-40-12	64
4/13	@ Atlanta	L 3-5	26-41-12	64
4/15	@ Florida	W 2-1**	27-41-12	66
4/17	Atlanta	W 6-4	28-41-12	68
4/18	@ Tampa Bay	W 4-1	29-41-12	70

# Rochester, N.Y.

\* Postponed from Oct. 29 due to hurricane

\* Denotes overtime game

\*\* Denotes shootout

## 2003-04

	W	L	T	OTL	PTS
Home	13	20	6	2	34
Away	10	26	4	1	25
1st Half	11	25	4	1	27
2nd Half	12	21	6	2	32
October	2	7	1	0	5
November	5	8	0	1	11
December	4	8	2	0	10
January	5	7	2	1	13
February	4	5	3	0	11
March	3	10	1	0	7
April	0	1	1	1	2

## Head Coach

Bruce Cassidy: 8-18-1-1

Glen Hanlon (Dec. 10): 15-28-9-2



JEFF HALPERN

Player	GP	G	A	PTS	PIM	+/-	PP	SH	GW
Jeff Halpern	79	19	27	46	56	-21	7	0	2
Kip Miller	66	9	22	31	8	-10	6	0	2
Dainius Zubrus	54	12	15	27	38	-16	6	1	2
*Alexander Semin	52	10	12	22	36	-2	4	0	2
Brian Willie	49	10	5	15	18	-7	1	1	1
*Josef Boumedienne	37	2	12	14	30	-10	0	0	0
Matt Pettinger	71	7	5	12	37	-9	1	0	1
Joel Kwiatkowski	80	6	6	12	89	-28	2	0	0
Brendan Witt	72	2	10	12	23	-22	0	0	0
Trent Whitfield	44	6	5	11	14	-2	0	1	2
Bates Battaglia	70	4	7	11	42	-24	0	0	1
Washington	66	4	6	10	38	-23	0	0	1
Craig Johnson	64	2	9	11	28	-10	0	0	0
Washington	15	0	6	6	8	-6	0	0	0
Jason Doig	65	2	9	11	105	-12	0	0	0
*Shaone Morrisonn	33	1	7	8	10	10	0	0	0
Washington	3	0	0	0	0	E	0	0	0
*Boyd Gordon	41	1	5	6	8	-9	0	0	0
Rick Berry	65	0	6	6	108	-5	0	0	0
Stephen Peat	64	5	0	5	90	-10	0	0	0
J-Luc Grand-Pierre	56	3	2	5	52	-12	0	1	0
Washington	13	1	0	1	14	-2	0	0	0
Todd Rohloff	59	0	5	5	26	-17	0	0	0
Washington	35	0	3	3	18	-5	0	0	0
*Steve Eminger	41	0	4	4	45	-11	0	0	0
Brian Sutherby	30	2	0	2	28	-5	0	0	0
Ivan Ciernik	7	1	1	2	0	1	0	0	0
Brad Norton	36	0	2	2	94	-5	0	0	0
Washington	16	0	1	1	17	-4	0	0	0
Darcy Verot	37	0	2	2	35	-6	0	0	0
John Gruden	11	1	0	1	6	-1	0	0	1
*Owen Fussey	4	0	1	1	0	-1	0	0	0
*Brooks Laich	5	0	1	1	2	-1	0	0	0
Washington	4	0	1	1	0	-1	0	0	0
Dwayne Zinger	7	0	1	1	9	2	0	0	0
*Roman Tvrdon	9	0	1	1	2	-3	0	0	0
*Nolan Yonkman	1	0	0	0	0	E	0	0	0
Mel Angelstad	2	0	0	0	2	E	0	0	0
Colin Forbes	2	0	0	0	0	E	0	0	0
*Andrej Podkonicky	2	0	0	0	0	-1	0	0	0
J-F Fortin	2	0	0	0	0	E	0	0	0
*Graham Mink	2	0	0	0	2	-1	0	0	0
*Jakub Cutta	3	0	0	0	0	-1	0	0	0
*Garret Stroshein	3	0	0	0	14	-1	0	0	0
*Chris Hajt	5	0	0	0	2	E	0	0	0

Goaltender	GP	MIN	GA	SO	EN	GAA	W-L-T
Olie Kolzig	63	3,738	180	2	7	2.89	19-35-9
*Matt Yeats	5	258	13	0	0	3.02	1-3-0
*Maxime Ouellet	6	365	19	1	0	3.12	2-3-1
*Rastislav Stana	6	211	11	0	0	3.13	1-2-0
Sebastien Charpentier	7	369	21	0	2	3.41	0-6-0

\* Indicates rookie

## 23-46-10-3, 59 points

Date	Opponent	Result	Record	Pts
10/9	NY Islanders	W 6-1	1-0-0-0	2
10/11	Atlanta	L 3-4	1-1-0-0	2
10/13	@ Toronto	T 2-2*	1-1-1-0	3
10/14	@ Montreal	L 1-5	1-2-1-0	3
10/17	@ Dallas	L 2-4	1-3-1-0	3
10/18	@ St. Louis	L 1-4	1-4-1-0	3
10/23	@ Ottawa	L 1-5	1-5-1-0	3
10/25	@ Toronto	L 1-4	1-6-1-0	3
10/29	Anaheim	L 2-4	1-7-1-0	3
10/31	Atlanta	W 2-1	2-7-1-0	5
11/1	@ Minnesota	L 1-2	2-8-1-0	5
11/4	@ Tampa Bay	W 5-1	3-8-1-0	7
11/6	@ Philadelphia	L 2-4	3-9-1-0	7
11/8	San Jose	L 2-3	3-10-1-0	7
11/10	Los Angeles	L 2-3	3-11-1-0	7
11/12	Carolina	W 7-1	4-11-1-0	9
11/14	Tampa Bay	L 2-5	4-12-1-0	9
11/15	@ Carolina	W 2-1	5-12-1-0	11
11/20	@ Boston	L 2-3	5-13-1-0	11
11/22	Florida	OTL 2-3*	5-13-1-1	12
11/24	@ Detroit	W 4-1	6-13-1-1	14
11/26	@ Buffalo	L 2-5	6-14-1-1	14
11/28	Montreal	L 3-5	6-15-1-1	14
11/29	@ Columbus	W 5-3	7-15-1-1	16
12/2	@ NY Islanders	W 4-1	8-15-1-1	18
12/4	@ New Jersey	L 0-3	8-16-1-1	18
12/6	@ Los Angeles	L 3-7	8-17-1-1	18
12/8	@ Colorado	L 1-4	8-18-1-1	18
12/11	Boston	W 6-5	9-18-1-1	20
12/13	Detroit	L 1-5	9-19-1-1	20
12/16	@ Atlanta	W 5-0	10-19-1-1	22
12/17	@ Florida	T 2-2*	10-19-2-1	23
12/19	Toronto	T 2-2*	10-19-3-1	24
12/21	NY Islanders	L 4-5	10-20-3-1	24
12/23	Montreal	W 3-2	11-20-3-1	26
12/27	Buffalo	L 1-3	11-21-3-1	26
12/29	Boston	L 1-3	11-22-3-1	26
12/31	@ Buffalo	L 1-7	11-23-3-1	26
1/1	New Jersey	T 2-2*	11-23-4-1	27
1/3	@ Ottawa	L 2-5	11-24-4-1	27
1/4	@ Montreal	L 1-4	11-25-4-1	27
1/7	Phoenix	L 0-3	11-26-4-1	27
1/9	Carolina	W 4-1	12-26-4-1	29
1/11	Edmonton	W 1-0	13-26-4-1	31
1/14	Calgary	T 3-3*	13-26-5-1	32
1/17	@ New Jersey	OTL 1-2*	13-26-5-2	33
1/18	Pittsburgh	W 4-3	14-26-5-2	35
1/21	Toronto	L 2-3	14-27-5-2	35
1/23	@ Florida	L 1-4	14-28-5-2	35
1/25	Philadelphia	L 1-4	14-29-5-2	35
1/28	@ NY Rangers	W 2-1	15-29-5-2	37
1/29	@ Carolina	W 5-3	16-29-5-2	39
1/31	Vancouver	L 1-6	16-30-5-2	39
2/3	Tampa Bay	W 2-1	17-30-5-2	41
2/4	@ Philadelphia	L 1-5	17-31-5-2	41
2/12	@ Carolina	T 3-3*	17-31-6-2	42
2/13	@ Nashville	L 2-5	17-32-6-2	42
2/15	@ Chicago	W 4-0	18-32-6-2	44
2/17	Ottawa	T 1-1*	18-32-7-2	45
2/19	New Jersey	W 3-1	19-32-7-2	47
2/21	Florida	T 2-2*	19-32-8-2	48
2/23	Tampa Bay	L 3-6	19-33-8-2	48
2/25	Carolina	L 1-2	19-34-8-2	48
2/27	@ Florida	W 4-1	20-34-8-2	50
2/28	@ Tampa Bay	L 2-4	20-35-8-2	50
3/2	Florida	L 0-1	20-36-8-2	50
3/5	@ NY Rangers	L 2-3	20-37-8-2	50
3/6	Philadelphia	W 2-1	21-37-8-2	52
3/8	Ottawa	L 1-4	21-38-8-2	52
3/10	Buffalo	L 0-6	21-39-8-2	52
3/12	Chicago	L 3-4	21-40-8-2	52
3/13	@ Atlanta	L 2-5	21-41-8-2	52
3/16	@ Pittsburgh	L 1-4	21-42-8-2	52
3/18	NY Rangers	W 4-3*	22-42-8-2	54
3/20	Atlanta	T 2-2*	22-42-9-2	55
3/23	@ NY Islanders	L 0-3	22-43-9-2	55
3/24	@ Atlanta	L 2-3	22-44-9-2	55
3/27	@ Tampa Bay	L 1-4	22-45-9-2	55
3/30	Pittsburgh	W 4-2	23-45-9-2	57
4/1	@ Boston	T 3-3*	23-45-10-2	58
4/3	NY Rangers	OTL 2-3*	23-45-10-3	59
4/4	@ Pittsburgh	L 3-4	23-46-10-3	59

\* Denotes overtime game

2002-03

39-29-8-6, 92 points

	W	L	T	OTL	PTS
Home	24	13	2	2	52
Away	15	16	6	4	40
1st Half	18	16	5	2	43
2nd Half	21	13	3	4	49
October	4	5	1	0	9
November	6	7	1	0	13
December	8	4	1	1	18
January	6	3	4	2	18
February	6	6	0	0	12
March	7	3	1	3	18
April	2	1	0	0	4

Head Coach  
Bruce Cassidy



OLIE KOLZIG

Player	GP	G	A	PTS	PIM	+/-	PP	SH	GW
Jaromir Jagr	75	36	41	77	38	5	13	2	9
Robert Lang	82	22	47	69	22	12	10	0	2
Sergei Gonchar	82	18	49	67	52	13	7	0	2
Michael Nylander	80	17	43	60	40	3	7	0	2
Washington	71	17	39	56	36	3	7	0	2
Peter Bondra	76	30	26	56	52	-3	9	2	4
Kip Miller	72	12	38	50	18	-1	3	0	4
Sergei Berezin	75	23	17	40	12	7	5	0	2
Washington	9	5	4	9	4	10	0	0	2
Dainus Zubrus	63	13	22	35	43	15	2	0	0
Jeff Halpern	82	13	21	34	88	6	1	2	2
Mike Grier	82	15	17	32	36	-14	2	2	2
Steve Konowalchuk	77	15	15	30	71	3	2	0	3
Ivan Ciernik	47	8	10	18	24	6	0	0	2
Ken Klee	70	1	16	17	89	22	0	0	0
Calle Johansson	82	3	12	15	22	9	1	0	0
Brendan Witt	69	2	9	11	106	12	0	0	0
*Brian Sutherby	72	2	9	11	93	7	0	0	0
Jason Doig	55	3	5	8	108	-3	0	0	1
Glen Metropolit	23	2	3	5	6	4	0	0	1
Andreas Salomonsson	32	1	4	5	14	-1	0	0	0
Josh Green	45	1	4	5	21	-3	0	0	0
Washington	21	1	2	3	7	1	0	0	0
*Joel Kwiatkowski	54	0	5	5	18	3	0	0	0
Washington	34	0	3	3	12	1	0	0	0
Rick Berry	43	2	1	3	87	-3	0	0	1
Trent Whitfield	14	1	1	2	6	1	0	0	1
Steve Eminger	17	0	2	2	24	-3	0	0	0
*Josef Boumedienne	6	1	0	1	0	-1	0	0	1
Stephen Peat	27	1	0	1	57	-3	0	0	0
Sylvain Cote	1	0	0	0	4	E	0	0	0
Colin Forbes	5	0	0	0	0	-2	0	0	0
*Alex Henry	41	0	0	0	80	-5	0	0	0
Washington	38	0	0	0	80	-4	0	0	0
Mike Farrell	4	0	0	0	2	1	0	0	0
Matt Pettinger	1	0	0	0	0	E	0	0	0
Goaltender	GP	MIN	GA	SO	EN	GAA	W-L-T		
Olie Kolzig	66	3894	156	4	5	2.40	33-25-6		
*Sebastien Charpentier	17	859	40	0	2	2.79	5-7-1		
Craig Billington	5	217	17	0	0	4.70	1-3-1		

\* Indicates rookie

Date	Opponent	Result	Record	Pts
10/11	Nashville	W 5-4	1-0-0-0	2
10/12	@ NY Islanders	W 2-1	2-0-0-0	4
10/17	@ Carolina	W 2-1	3-0-0-0	6
10/19	@ Philadelphia	L 1-3	3-1-0-0	6
10/20	@ Dallas	L 2-5	3-2-0-0	6
10/23	@ NY Rangers	W 2-1	4-2-0-0	8
10/25	@ Tampa Bay	L 2-3	4-3-0-0	8
10/26	@ Florida	T 1-1*	4-3-1-0	9
10/28	@ Pittsburgh	L 2-3	4-4-1-0	9
10/30	Boston	L 2-7	4-5-1-0	9
11/1	Tampa Bay	W 3-2	5-5-1-0	11
11/2	@ Philadelphia	L 1-2	5-6-1-0	11
11/5	@ Columbus	W 4-3*	6-6-1-0	13
11/7	Florida	W 2-1*	7-6-1-0	15
11/9	Philadelphia	W 4-1	8-6-1-0	17
11/13	Dallas	L 1-6	8-7-1-0	17
11/15	@ Chicago	T 2-2*	8-7-2-0	18
11/16	@ Minnesota	L 0-1	8-8-2-0	18
11/19	San Jose	L 2-3	8-9-2-0	18
11/21	Minnesota	L 3-4	8-10-2-0	18
11/23	Atlanta	W 6-3	9-10-2-0	20
11/26	@ Toronto	L 4-5	9-11-2-0	20
11/27	Calgary	W 4-2	10-11-2-0	22
11/29	Ottawa	L 2-6	10-12-2-0	22
12/1	@ Atlanta	L 4-5	10-13-2-0	22
12/3	@ Pittsburgh	W 4-1	11-13-2-0	24
12/6	Atlanta	W 7-6*	12-13-2-0	26
12/7	@ Buffalo	L 3-4	12-14-2-0	26
12/11	@ Anaheim	L 0-3	12-15-2-0	26
12/13	@ Phoenix	W 4-3	13-15-2-0	28
12/14	@ San Jose	L 0-2	13-16-2-0	28
12/16	@ Colorado	T 2-2*	13-16-3-0	29
12/19	Boston	W 5-3	14-16-3-0	31
12/21	@ NY Islanders	W 3-1	15-16-3-0	33
12/23	Tampa Bay	W 3-0	16-16-3-0	35
12/27	New Jersey	W 3-2	17-16-3-0	37
12/28	@ New Jersey	OTL 1-2*	17-16-3-1	38
12/30	Buffalo	W 4-3	18-16-3-1	40
1/1	Phoenix	OTL 1-2*	18-16-3-2	41
1/3	Columbus	T 2-2*	18-16-4-2	42
1/4	@ NY Rangers	T 2-2*	18-16-5-2	43
1/10	@ Carolina	W 4-1	19-16-5-2	45
1/11	Florida	W 12-2	20-16-5-2	47
1/13	NY Islanders	W 4-3*	21-16-5-2	49
1/15	NY Rangers	OTL 1-2*	21-16-5-3	50
1/17	Toronto	L 1-4	21-17-5-3	50
1/18	@ Ottawa	L 2-5	21-18-5-3	50
1/20	@ Boston	T 3-3*	21-18-6-3	51
1/22	Carolina	W 5-3	22-18-6-3	53
1/25	@ Montreal	T 1-1*	22-18-7-3	54
1/26	NY Rangers	W 7-2	23-18-7-3	56
1/28	St. Louis	L 3-5	23-19-7-3	56
1/30	Pittsburgh	W 2-1	24-19-7-3	58
2/4	@ Tampa Bay	W 5-1	25-19-7-3	60
2/5	New Jersey	L 1-4	25-20-7-3	60
2/7	NY Islanders	W 3-0	26-20-7-3	62
2/9	Montreal	L 0-2	26-21-7-3	62
2/12	@ Atlanta	W 5-1	27-21-7-3	64
2/14	@ Carolina	L 1-3	27-22-7-3	64
2/15	@ Florida	W 2-1	28-22-7-3	66
2/17	@ Tampa Bay	L 1-3	28-23-7-3	66
2/20	Toronto	L 2-6	28-24-7-3	66
2/22	Detroit	L 1-5	28-25-7-3	66
2/24	Montreal	W 4-1	29-25-7-3	68
2/26	Buffalo	W 3-2	30-25-7-3	70
3/1	@ New Jersey	OTL 1-2*	30-25-7-4	71
3/2	Carolina	W 2-0	31-25-7-4	73
3/4	@ Buffalo	W 2-1	32-25-7-4	75
3/6	Atlanta	T 4-4*	32-25-8-4	76
3/8	@ Boston	OTL 4-5*	32-25-8-5	77
3/10	Philadelphia	W 2-1*	33-25-8-5	79
3/14	Los Angeles	L 1-3	33-26-8-5	79
3/16	Colorado	W 2-1	34-26-8-5	81
3/20	@ Calgary	W 4-1	35-26-8-5	83
3/22	@ Edmonton	L 3-5	35-27-8-5	83
3/23	@ Vancouver	L 0-6	35-28-8-5	83
3/25	@ Montreal	W 4-3*	36-28-8-5	85
3/28	@ Ottawa	W 3-2	37-28-8-5	87
3/29	@ Toronto	OTL 3-4*	37-28-8-6	88
4/1	Florida	W 3-0	38-29-8-6	90
4/3	Ottawa	L 1-5	38-29-8-6	90
4/5	Pittsburgh	W 5-3	39-29-8-6	92

\* Denotes overtime game

## 2001-02

## 36-33-11-2, 85 points

	W	L	T	OTL	PTS
Home	21	12	6	2	50
Away	15	21	5	0	35
1st Half	16	18	7	0	39
2nd Half	20	15	4	2	46
October	5	6	1	0	11
November	5	7	2	0	12
December	5	4	4	0	14
January	5	9	1	1	12
February	4	1	1	0	9
March	9	5	1	0	19
April	3	1	1	1	8

**Head Coach**  
Ron Wilson



JAROMIR JAGR

Player	GP	G	A	PTS	PIM	+/-	PP	SH	GW
Jaromir Jagr	69	31	48	79	30	E	10	0	3
Peter Bondra	77	39	31	70	80	17	17	1	8
Sergei Gonchar	76	26	33	59	58	-1	7	0	2
Ulf Dahlen	69	23	29	52	8	-5	7	0	4
Dainius Zubrus	71	17	26	43	38	5	4	0	3
Andrei Nikolishin	80	13	23	36	40	-1	1	0	0
Chris Simon	82	14	17	31	137	-8	1	0	1
Dmitri Khristich	61	9	12	21	12	2	3	0	2
Jeff Halpern	48	5	14	19	29	-9	0	0	4
Glen Metropolit	35	1	16	17	6	1	0	0	0
Washington	33	1	16	17	6	3	0	0	0
Ken Klee	68	8	8	16	38	4	2	0	3
Benoit Hogue	58	7	8	15	37	-5	0	0	1
Washington	9	0	1	1	4	2	0	0	0
Sylvain Cote	70	3	11	14	26	-15	1	0	2
Steve Konowalchuk	28	2	12	14	23	-2	0	0	0
Frantisek Kucera	56	1	13	14	12	7	0	0	0
*Matt Pettinger	61	7	3	10	44	-8	1	0	1
Brendan Witt	68	3	7	10	78	-1	0	0	0
Colin Forbes	38	5	3	8	15	-2	0	1	1
Joe Sacco	65	0	7	7	51	-13	0	0	0
Rob Zettler	49	1	4	5	56	3	0	0	0
*Stephen Peat	38	2	2	4	85	-1	0	0	0
*Ivan Ciernik	29	1	3	4	6	E	0	0	0
Washington	6	0	1	1	2	1	0	0	0
Jean-Francois Fortin	36	1	3	4	20	-1	0	0	0
Calle Johansson	11	2	0	2	8	-4	0	0	1
*Nolan Yonkman	11	1	0	1	4	3	0	0	0
Chris Ferraro	1	0	1	1	0	E	0	0	0
Peter Ferraro	4	0	1	1	0	-1	0	0	0
*Chris Corrinet	8	0	1	1	6	-4	0	0	0
Todd Rohloff	16	0	1	1	14	-2	0	0	0
Olie Kolzig	71	0	1	1	8	E	0	0	0
Patrick Boileau	2	0	0	0	2	-1	0	0	0
*Sebastien Charpentier	2	0	0	0	0	E	0	0	0
*Jakub Cutta	2	0	0	0	0	-3	0	0	0
Dean Melanson	4	0	0	0	4	1	0	0	0
*Brian Sutherby	7	0	0	0	2	-3	0	0	0
*Michael Farrell	8	0	0	0	0	-1	0	0	0
Craig Billington	17	0	0	0	0	E	0	0	0

Goaltender	GP	MIN	GA	SO	EN	GAA	W-L-T
Olie Kolzig	71	4,131	192	5	5	2.79	31-29-8
Craig Billington	17	710	36	0	2	3.04	4-5-3
*Sebastien Charpentier	2	122	5	0	0	2.46	1-1-0

\* Indicates rookie

Date	Opponent	Result	Record	Pts
10/6	New Jersey	W 6-1	1-0-0-0	2
10/8	@ Boston	L 0-4	1-1-0-0	2
10/10	@ NY Rangers	W 5-2	2-1-0-0	4
10/12	@ Anaheim	L 1-2	2-2-0-0	4
10/13	@ Phoenix	L 2-5	2-3-0-0	4
10/16	@ Los Angeles	W 3-2*	3-3-0-0	6
10/19	Montreal	W 4-1	4-3-0-0	8
10/20	@ Philadelphia	L 3-6	4-4-0-0	8
10/23	@ Tampa Bay	T 1-1*	4-4-1-0	9
10/24	@ Florida	W 4-3*	5-4-1-0	11
10/26	@ Atlanta	L 0-1	5-5-1-0	11
10/30	Philadelphia	L 0-3	5-6-1-0	11
11/2	Phoenix	T 2-2*	5-6-2-0	12
11/3	@ St. Louis	L 1-4	5-7-2-0	12
11/6	@ Toronto	L 2-4	5-8-2-0	12
11/8	Carolina	L 2-3	5-9-2-0	12
11/10	Atlanta	W 3-0	6-9-2-0	14
11/13	Ottawa	L 5-11	6-10-2-0	14
11/15	@ Philadelphia	L 0-5	6-11-2-0	14
11/17	Anaheim	W 4-1	7-11-2-0	16
11/21	Tampa Bay	W 3-2	8-11-2-0	18
11/23	NY Rangers	W 6-2	9-11-2-0	20
11/24	@ Montreal	L 3-5	9-12-2-0	20
11/27	@ NY Islanders	T 5-5*	9-12-3-0	21
11/28	Buffalo	L 2-5	9-13-3-0	21
11/30	Carolina	W 6-2	10-13-3-0	23
12/2	@ Carolina	W 4-3*	11-13-3-0	25
12/4	NY Rangers	W 5-2	12-13-3-0	27
12/6	@ Atlanta	T 3-3*	12-13-4-0	28
12/8	@ New Jersey	L 1-3	12-14-4-0	28
12/11	Pittsburgh	T 2-2*	12-14-5-0	29
12/13	Boston	W 2-1	13-14-5-0	31
12/15	Atlanta	W 5-2	14-14-5-0	33
12/19	@ Florida	L 2-5	14-15-5-0	33
12/21	@ Pittsburgh	L 3-4	14-16-5-0	33
12/22	Pittsburgh	T 4-4*	14-16-6-0	34
12/26	Philadelphia	L 1-4	14-17-6-0	34
12/28	@ Dallas	W 3-2*	15-17-6-0	36
12/30	Carolina	T 5-5*	15-17-7-0	37
1/1	NY Islanders	W 3-2	16-17-7-0	39
1/3	@ Ottawa	L 1-4	16-18-7-0	39
1/5	@ Boston	L 4-7	16-19-7-0	39
1/7	Florida	L 1-2	16-20-7-0	39
1/9	Columbus	W 6-3	17-20-7-0	41
1/11	Toronto	T 3-3*	17-20-8-0	42
1/12	@ Florida	W 1-0	18-20-8-0	44
1/14	Boston	W 1-0*	19-20-8-0	46
1/16	@ Montreal	L 0-2	19-21-8-0	46
1/18	@ Detroit	L 1-3	19-22-8-0	46
1/19	Vancouver	L 1-5	19-23-8-0	46
1/22	@ Atlanta	W 3-0	20-23-8-0	48
1/23	Montreal	L 3-5	20-24-8-0	48
1/26	@ NY Rangers	L 3-6	20-25-8-0	48
1/27	Buffalo	OTL 2-3*	20-25-8-1	49
1/30	St. Louis	L 1-4	20-26-8-1	49
2/6	Minnesota	W 2-1	21-26-8-1	51
2/8	@ Nashville	T 3-3*	21-26-9-1	52
2/9	@ Tampa Bay	W 4-2	22-26-9-1	54
2/11	Tampa Bay	W 3-1	23-26-9-1	56
2/26	Florida	W 4-3	24-26-9-1	58
2/28	San Jose	L 2-5	24-27-9-1	58
3/2	@ Ottawa	W 3-2*	25-27-9-1	60
3/4	Toronto	L 2-3	25-28-9-1	60
3/6	Calgary	W 3-2	26-28-9-1	62
3/8	@ Carolina	T 2-2*	26-28-10-1	63
3/10	Edmonton	W 4-2	27-28-10-1	65
3/12	Dallas	L 2-5	27-29-10-1	65
3/15	@ San Jose	L 4-5	27-30-10-1	65
3/16	@ Edmonton	L 1-4	27-31-10-1	65
3/19	@ Colorado	W 3-0	28-31-10-1	67
3/21	@ Toronto	W 4-3	29-31-10-1	69
3/23	@ Columbus	W 5-2	30-31-10-1	71
3/24	@ Pittsburgh	L 2-6	30-32-10-1	71
3/26	@ Buffalo	W 4-3	31-32-10-1	73
3/29	@ New Jersey	W 3-1	32-32-10-1	75
3/30	NY Islanders	W 4-2	33-32-10-1	77
4/3	Tampa Bay	W 4-1	34-32-10-1	79
4/5	Ottawa	T 0-0*	34-32-11-1	80
4/6	@ NY Islanders	L 4-5	34-33-11-1	80
4/9	Chicago	W 3-1	35-33-11-1	82
4/12	@ Buffalo	W 3-1	36-33-11-1	84
4/13	New Jersey	OTL 3-4*	36-33-11-2	85

\* Denotes overtime game

2000-01

	W	L	T	OTL	PTS
Home	24	9	6	2	56
Away	17	18	4	2	40
1st Half	18	14	8	1	45
2nd Half	23	13	2	3	51
October	2	5	4	1	9
November	5	5	2	0	12
December	10	3	1	0	21
January	6	6	2	0	14
February	9	1	1	0	19
March	7	5	0	2	16
April	2	2	0	1	5

Head Coach  
Ron Wilson



STEVE KONOWALCHUK

Player	GP	G	A	PTS	PIM	+/-	PP	SH	GW
Adam Oates	81	13	69	82	28	-9	5	0	4
Peter Bondra	82	45	36	81	60	8	22	4	8
Sergei Gonchar	76	19	38	57	70	12	8	0	2
Ulf Dahlen	73	15	33	48	6	11	6	0	2
Steve Konowalchuk	82	24	23	47	87	8	6	0	5
Jeff Halpern	80	21	21	42	60	13	2	1	5
Dmitri Khristich	70	13	25	38	16	E	6	0	4
Washington	43	10	19	29	8	-8	4	0	4
Andrei Nikolishin	81	13	25	38	34	9	4	0	2
Trevor Linden	69	15	22	37	60	E	6	0	3
Washington	12	3	1	4	8	2	0	0	0
Calle Johansson	76	7	29	36	26	11	5	0	0
Richard Zednik	62	16	19	35	61	-2	4	0	3
Dainius Zubrus	61	13	13	26	37	-11	4	0	0
Washington	12	1	1	2	7	-4	1	0	0
Chris Simon	60	10	10	20	109	-12	4	0	2
Sylvain Cote	68	7	11	18	18	-3	1	1	1
Jan Bulis	39	5	13	18	26	E	1	0	0
Joe Sacco	69	7	7	14	48	4	0	0	0
Joe Reekie	74	2	9	11	77	14	0	0	1
Dmitri Mironov	36	3	5	8	6	-7	1	0	1
Jason Marshall	55	3	4	7	122	-13	2	1	1
Washington	5	0	0	0	17	-1	0	0	0
Brendan Witt	72	3	3	6	101	2	0	0	0
Ken Klee	54	2	4	6	60	-5	0	0	0
*Trent Whitfield	61	2	4	6	35	3	0	0	0
Glen Metropolit	15	1	5	6	10	-2	0	0	0
James Black	42	1	5	6	4	-3	0	0	0
Joe Murphy	14	1	5	6	20	-5	1	0	0
Matt Herr	22	2	3	5	17	3	0	0	1
Rob Zettler	29	0	4	4	55	E	0	0	0
Terry Yake	12	0	3	3	8	E	0	0	0
Olie Kolzig	72	0	2	2	14	E	0	0	0
Craig Billington	12	0	1	1	0	E	0	0	0
Craig Berube	22	0	1	1	18	-3	0	0	0
*Jakub Cutta	3	0	0	0	0	-1	0	0	0
*Kris Beech	4	0	0	0	2	-2	0	0	0
*Matt Pettinger	10	0	0	0	2	-1	0	0	0
Brantt Myhres	25	0	0	0	57	-5	0	0	0
Washington	5	0	0	0	29	E	0	0	0
Goaltender	GP	MIN	GA	SO	EN	GAA	W-L-T		
Olie Kolzig	72	4,278	177	5	7	2.48	37-26-8		
Craig Billington	12	660	27	0	0	2.45	3-5-2		
Corey Hirsch	1	20	0	0	0	0.00	1-0-0		

\* Indicates rookie

41-27-10-4, 96 points

Date	Opponent	Result	Record	Pts
10/6	Los Angeles	L 1-4	0-1-0-0	0
10/7	@ Carolina	T 3-3*	0-1-1-0	1
10/11	@ Atlanta	T 3-3*	0-1-2-0	2
10/13	@ Nashville	L 1-3	0-2-2-0	2
10/15	@ Dallas	L 0-3	0-3-2-0	2
10/17	Colorado	OTL 3-4*	0-3-2-1	3
10/19	New Jersey	W 5-2	1-3-2-1	5
10/21	NY Islanders	T 4-4*	1-3-3-1	6
10/26	@ Boston	L 1-4	1-4-3-1	6
10/27	@ Columbus	L 1-3	1-5-3-1	6
10/29	@ Philadelphia	T 1-1*	1-5-4-1	7
10/31	Detroit	W 6-2	2-5-4-1	9
11/2	@ St. Louis	L 0-2	2-6-4-1	9
11/4	@ Florida	W 3-2	3-6-4-1	11
11/5	@ Tampa Bay	L 2-5	3-7-4-1	11
11/9	NY Rangers	L 3-5	3-8-4-1	11
11/12	Atlanta	T 2-2*	3-8-5-1	12
11/14	Phoenix	T 2-2*	3-8-6-1	13
11/17	Montreal	W 4-3	4-8-6-1	15
11/18	@ Philadelphia	L 3-5	4-9-6-1	15
11/22	Vancouver	W 3-2*	5-9-6-1	17
11/24	NY Islanders	W 1-0	6-9-6-1	19
11/25	@ Atlanta	L 1-2	6-10-6-1	19
11/29	Tampa Bay	W 4-1	7-10-6-1	21
12/1	Boston	W 3-2	8-10-6-1	23
12/2	@ Boston	W 2-0	9-10-6-1	25
12/6	@ NY Rangers	L 2-3	9-11-6-1	25
12/9	@ New Jersey	W 3-2	10-11-6-1	27
12/12	@ NY Islanders	W 3-2	11-11-6-1	29
12/14	Minnesota	W 2-1	12-11-6-1	31
12/16	Edmonton	W 4-0	13-11-6-1	33
12/18	San Jose	L 3-5	13-12-6-1	33
12/20	Buffalo	T 2-2*	13-12-7-1	34
12/21	@ Buffalo	W 3-1	14-12-7-1	36
12/23	Florida	W 5-3	15-12-7-1	38
12/27	@ Ottawa	W 5-1	16-12-7-1	40
12/29	@ New Jersey	L 2-4	16-13-7-1	40
12/30	Philadelphia	W 6-3	17-13-7-1	42
1/1	Atlanta	W 4-2	18-13-7-1	44
1/3	@ Pittsburgh	L 2-3	18-14-7-1	44
1/5	Boston	T 1-1*	18-14-8-1	45
1/6	@ Toronto	W 3-2	19-14-8-1	47
1/8	Pittsburgh	L 3-5	19-15-8-1	47
1/10	@ Minnesota	L 0-3	19-16-8-1	47
1/13	Atlanta	W 4-1	20-16-8-1	49
1/18	@ Ottawa	L 4-5	20-17-8-1	49
1/19	@ Chicago	L 1-3	20-18-8-1	49
1/23	@ Tampa Bay	W 5-2	21-18-8-1	51
1/24	Florida	W 2-1	22-18-8-1	53
1/27	@ Montreal	L 2-4	22-19-8-1	53
1/28	Philadelphia	W 4-2	23-19-8-1	55
1/30	Ottawa	T 1-1*	23-19-9-1	56
2/1	Toronto	W 5-4	24-19-9-1	58
2/7	@ Colorado	W 3-1	25-19-9-1	60
2/9	@ Anaheim	W 4-3	26-19-9-1	62
2/10	@ Los Angeles	W 4-3	27-19-9-1	64
2/13	@ Calgary	T 4-4*	27-19-10-1	65
2/14	@ Vancouver	W 4-3*	28-19-10-1	67
2/17	@ Montreal	W 6-3	29-19-10-1	69
2/21	Nashville	W 2-1	30-19-10-1	71
2/23	Montreal	W 3-1	31-19-10-1	73
2/24	@ Carolina	W 2-1	32-19-10-1	75
2/27	Chicago	L 2-3	32-20-10-1	75
3/1	Toronto	OTL 2-3*	32-20-10-2	76
3/3	Pittsburgh	W 4-3	33-20-10-2	78
3/6	@ NY Islanders	W 5-1	34-20-10-2	80
3/7	@ Pittsburgh	W 4-3	35-20-10-2	82
3/9	NY Rangers	W 5-3	36-20-10-2	84
3/11	Ottawa	W 6-5	37-20-10-2	86
3/13	Anaheim	L 0-2	37-21-10-2	86
3/15	Carolina	L 0-3	37-22-10-2	86
3/17	Buffalo	L 2-3	37-23-10-2	86
3/19	@ NY Rangers	L 3-6	37-24-10-2	86
3/23	@ Florida	L 1-4	37-25-10-2	86
3/24	@ Tampa Bay	W 3-2	38-25-10-2	88
3/28	Carolina	W 7-0	39-25-10-2	90
3/30	@ Carolina	OTL 3-4*	39-25-10-3	91
4/1	@ Detroit	OTL 1-2*	39-25-10-4	92
4/3	New Jersey	L 4-6	39-26-10-4	92
4/5	Florida	W 3-0	40-26-10-4	94
4/6	@ Buffalo	L 1-2	40-27-10-4	94
4/8	Tampa Bay	W 2-1	41-27-10-4	96

\* Denotes overtime game

## 1999-00

## 44-24-12-2, 102 points

	W	L	T	OTL	PTS
Home	26	5	8	2	62
Away	18	19	4	0	40
1st Half	17	16	7	1	42
2nd Half	27	8	5	1	60
October	2	6	2	0	6
November	7	3	2	1	17
December	4	6	2	0	10
January	11	1	2	0	24
February	8	4	2	0	18
March	10	2	1	1	22
April	2	2	1	0	5

**Head Coach**  
Ron Wilson



CHRIS SIMON

Player	GP	G	A	PTS	PIM	+/-	PP	SH	GW
Adam Oates	82	15	56	71	14	13	5	0	6
Sergei Gonchar	73	18	36	54	52	26	5	0	3
Chris Simon	75	29	20	49	146	11	7	0	5
Steve Konowalchuk	82	16	27	43	80	19	3	0	1
Peter Bondra	62	21	17	38	30	5	5	3	5
Ulf Dahlen	75	15	23	38	8	11	5	0	4
Richard Zednik	69	19	16	35	54	6	1	0	2
Calle Johansson	82	7	25	32	24	13	1	0	3
Jan Bulis	56	9	22	31	30	7	0	0	1
*Jeff Halpern	79	18	11	29	39	21	4	4	1
Joe Murphy	55	12	15	27	94	1	4	0	2
Washington	29	5	8	13	53	8	1	0	2
Andrei Nikolishin	76	11	14	25	28	6	0	2	2
Terry Yake	61	10	14	24	34	4	3	0	3
Washington	35	6	5	11	12	2	1	0	1
Joe Sacco	79	7	16	23	50	7	0	0	1
Dmitri Mironov	73	3	19	22	28	7	1	0	0
Ken Klee	80	7	13	20	79	8	0	0	2
*Glen Metropolit	30	6	13	19	4	5	1	0	1
James Black	49	8	9	17	6	-1	1	0	1
Jim McKenzie	61	4	5	9	64	-5	0	0	0
Washington	30	1	2	3	16	E	0	0	0
Brendan Witt	77	1	7	8	114	5	0	0	0
Joe Reekie	59	0	7	7	50	21	0	0	0
Jaroslav Svejksky	23	1	2	3	2	-7	1	0	0
Jeff Toms	20	1	2	3	4	-1	0	0	1
Mike Eagles	25	2	0	2	15	-7	0	0	1
*Alexei Tezikov	23	1	1	2	2	-2	1	0	1
Rob Zettler	12	0	2	2	19	-1	0	0	0
Olie Kolzig	73	0	2	2	6	E	0	0	0
*Miika Elomo	2	0	1	1	2	1	0	0	0
*Nolan Baumgartner	8	0	1	1	2	1	0	0	0
Barrie Moore	1	0	0	0	0	E	0	0	0
*Alexander Volchkov	3	0	0	0	0	-2	0	0	0
Jamie Huscroft	7	0	0	0	11	-5	0	0	0
Craig Billington	13	0	0	0	0	E	0	0	0
Goaltender	GP	MIN	GA	SO	EN	GAA	W-L-T		
Olie Kolzig	73	4,371	163	5	1	2.24	41-20-11		
Craig Billington	13	611	28	2	2	2.75	3-6-1		

\* Indicates rookie

Date	Opponent	Result	Record	Pts
10/2	@ Florida	L 3-4	0-1-0-0	0
10/8	@ Buffalo	W 3-2	1-1-0-0	2
10/9	Los Angeles	T 2-2*	1-1-1-0	3
10/12	Philadelphia	W 5-4	2-1-1-0	5
10/16	San Jose	L 2-3	2-2-1-0	5
10/19	Anaheim	L 1-7	2-3-1-0	5
10/23	@ Phoenix	T 2-2*	2-3-2-0	6
10/26	@ Los Angeles	L 2-5	2-4-2-0	6
10/29	@ Anaheim	L 2-5	2-5-2-0	6
10/31	@ San Jose	L 1-2	2-6-2-0	6
11/3	Ottawa	W 3-1	3-6-2-0	8
11/5	Toronto	W 5-3	4-6-2-0	10
11/7	@ Carolina	L 2-3	4-7-2-0	10
11/9	Tampa Bay	W 2-1	5-7-2-0	12
11/11	NY Rangers	OTL 4-5*	5-7-2-1	13
11/13	New Jersey	W 4-2	6-7-2-1	15
11/17	Dallas	T 2-2*	6-7-3-1	16
11/19	Carolina	T 3-3*	6-7-4-1	17
11/20	@ Boston	W 3-0	7-7-4-1	19
11/24	@ Buffalo	L 2-5	7-8-4-1	19
11/26	Nashville	W 1-0	8-8-4-1	21
11/27	@ NY Islanders	W 4-3	9-8-4-1	23
11/29	@ Toronto	L 1-3	9-9-4-1	23
12/2	Boston	T 2-2	9-9-5-1	24
12/4	@ Florida	L 1-2	9-10-5-1	24
12/7	NY Islanders	W 4-2	10-10-5-1	26
12/9	@ Pittsburgh	L 0-3	10-11-5-1	26
12/13	Montreal	L 0-1	10-12-5-1	26
12/15	@ Atlanta	W 4-0	11-12-5-1	28
12/17	@ NY Rangers	W 3-2*	12-12-5-1	30
12/18	@ New Jersey	L 4-5	12-13-5-1	30
12/21	@ Edmonton	L 2-6	12-14-5-1	30
12/22	@ Vancouver	L 3-6	12-15-5-1	30
12/27	Chicago	T 2-2*	12-15-6-1	31
12/29	Pittsburgh	W 3-2*	13-15-6-1	33
1/1	St. Louis	T 1-1*	13-15-7-1	34
1/4	Montreal	W 6-1	14-15-7-1	36
1/6	@ Atlanta	L 1-3	14-16-7-1	36
1/8	Atlanta	W 3-0	15-16-7-1	38
1/12	@ Atlanta	W 5-2	16-16-7-1	40
1/14	@ New Jersey	W 3-2*	17-16-7-1	42
1/16	Ottawa	W 2-1	18-16-7-1	44
1/17	@ Tampa Bay	W 6-3	19-16-7-1	46
1/19	@ Florida	W 3-1	20-16-7-1	48
1/22	@ Toronto	T 5-5*	20-16-8-1	49
1/24	Tampa Bay	W 8-2	21-16-8-1	51
1/26	Calgary	W 2-1	22-16-8-1	53
1/28	Phoenix	W 3-2*	23-16-8-1	55
1/30	Philadelphia	W 2-0	24-16-8-1	57
2/1	@ Pittsburgh	L 2-3	24-17-8-1	57
2/3	Carolina	W 2-1	25-17-8-1	59
2/8	@ Boston	T 2-2*	25-17-9-1	60
2/10	@ Montreal	W 1-0	26-17-9-1	62
2/12	@ Nashville	W 4-2	27-17-9-1	64
2/13	@ Dallas	L 1-2	27-18-9-1	64
2/15	Colorado	W 2-1	28-18-9-1	66
2/18	@ Chicago	W 5-4	29-18-9-1	68
2/19	@ Philadelphia	L 2-4	29-19-9-1	68
2/21	@ Carolina	T 1-1*	29-19-10-1	69
2/23	Florida	W 3-2*	30-19-10-1	71
2/25	Boston	L 0-3	30-20-10-1	71
2/26	@ Montreal	W 3-0	31-20-10-1	73
2/28	@ NY Islanders	W 3-2	32-20-10-1	75
3/1	@ Tampa Bay	W 4-2	33-20-10-1	77
3/3	Detroit	T 2-2*	33-20-11-1	78
3/5	Buffalo	W 2-1	34-20-11-1	80
3/7	Florida	W 4-2	35-20-11-1	82
3/9	@ Philadelphia	L 1-3	35-21-11-1	82
3/11	New Jersey	W 4-2	36-21-11-1	84
3/15	NY Islanders	W 4-3	37-21-11-1	86
3/17	Carolina	W 4-2	38-21-11-1	88
3/19	Tampa Bay	W 5-2	39-21-11-1	90
3/20	@ St. Louis	L 1-2	39-22-11-1	90
3/23	@ NY Rangers	W 4-1	40-22-11-1	92
3/25	@ Ottawa	W 4-3	41-22-11-1	94
3/28	Atlanta	W 5-2	42-22-11-1	96
3/30	Pittsburgh	OTL 3-4*	42-22-11-2	97
4/1	Toronto	L 3-4	42-23-11-2	97
4/3	NY Rangers	W 4-1	43-23-11-2	99
4/4	@ Ottawa	L 0-4	43-24-11-2	99
4/7	@ Detroit	W 4-2	44-24-11-2	101
4/9	Buffalo	T 1-1*	44-24-12-2	102

\* Denotes overtime game

## 1998-99

	W	L	T	PTS
Home	16	23	2	34
Away	15	22	4	34
1st Half	16	22	3	35
2nd Half	15	23	3	33
October	3	3	3	9
November	4	8	0	8
December	4	8	0	8
January	5	7	1	11
February	9	4	1	19
March	4	8	1	9
April	2	7	0	4

**Head Coach**  
Ron Wilson



SERGEI GONCHAR

Player	GP	G	A	PTS	PIM	+/-	PP	SH	GW
Peter Bondra	66	31	24	55	56	-1	6	3	5
Adam Oates	59	12	42	54	22	-1	3	0	0
Joe Juneau	63	14	27	41	20	-3	2	1	3
Brian Bellows	76	17	19	36	26	-12	8	0	3
Andrei Nikolishin	73	8	27	35	28	E	0	1	1
Sergei Gonchar	53	21	10	31	57	1	13	1	3
James Black	75	16	14	30	14	5	1	1	3
Calle Johansson	67	8	21	29	22	10	2	0	2
Steve Konowalchuk	45	12	12	24	26	E	4	1	2
Jan Bulis	38	7	16	23	6	3	3	0	3
Ken Klee	78	7	13	20	80	-9	0	0	1
Richard Zednik	49	9	8	17	50	-6	1	0	2
Dmitri Mironov	46	2	14	16	80	-5	2	0	0
Jaroslav Svejksky	25	6	8	14	12	-2	4	0	2
Michal Pivonka	36	5	6	11	12	-6	2	0	0
Chris Simon	23	3	7	10	48	-4	0	0	0
Joe Reekie	73	0	10	10	68	11	0	0	0
Craig Berube	66	5	4	9	166	-7	0	0	0
*Benoit Gratton	16	4	3	7	16	-1	0	0	0
Brendan Witt	54	2	5	7	87	-6	0	0	0
Kelly Miller	62	2	5	7	29	-5	0	0	1
Mike Eagles	52	4	2	6	50	-5	0	0	0
Jeff Toms	21	1	5	6	2	E	0	0	0
Mark Tinordi	48	0	6	6	108	-6	0	0	0
Dale Hunter	50	0	5	5	102	-7	0	0	0
Enrico Ciccone	59	3	1	4	127	-7	0	0	0
Washington	43	2	0	2	103	-6	0	0	0
*Matt Herr	30	2	2	4	8	-7	1	0	0
Trevor Halverson	17	0	4	4	28	-5	0	0	0
Tom Chorske	19	0	3	3	6	-3	0	0	0
Washington	17	0	2	2	4	-4	0	0	0
Olie Kolzig	64	0	2	2	19	E	0	0	0
*Patrick Boileau	4	0	1	1	2	-4	0	0	0
Mike Rosati	1	0	0	0	0	E	0	0	0
Patrik Augusta	2	0	0	0	0	E	0	0	0
*Martin Brochu	2	0	0	0	2	E	0	0	0
Patrice Lefebvre	3	0	0	0	2	-2	0	0	0
Brad Shaw	4	0	0	0	4	E	0	0	0
*Nolan Baumgartner	5	0	0	0	0	-3	0	0	0
*Alexei Tezikov	5	0	0	0	0	-1	0	0	0
Stewart Malgunas	10	0	0	0	6	-5	0	0	0
Steve Poapst	22	0	0	0	8	-8	0	0	0
Rick Tabaracci	23	0	0	0	2	E	0	0	0

Goaltender	GP	MIN	GA	SO	EN	GAA	W-L-T
Olie Kolzig	64	3,586	154	4	5	2.58	26-31-3
Rick Tabaracci	23	1,193	50	2	3	2.51	4-12-3
Martin Brochu	2	120	6	0	0	3.00	0-2-0
Mike Rosati	1	28	0	0	0	0.00	1-0-0

\* Indicates rookie

## 31-45-6, 68 points

Date	Opponent	Result	Record	Pts
10/10	Anaheim	W 1-0	1-0-0	2
10/13	Detroit	L 2-3	1-1-0	2
10/16	Montreal	T 2-2*	1-1-1	3
10/18	@ Tampa Bay	W 4-1	2-1-1	5
10/21	Vancouver	L 1-2	2-2-1	5
10/23	@ Buffalo	W 1-0	3-2-1	7
10/24	Florida	T 2-2*	3-2-2	8
10/28	@ Edmonton	L 2-8	3-3-2	8
10/30	@ Calgary	T 0-0*	3-3-3	9
11/1	@ Vancouver	L 1-4	3-4-3	9
11/4	Tampa Bay	L 2-5	3-5-3	9
11/6	Carolina	L 2-3	3-6-3	9
11/7	@ Ottawa	W 8-5	4-6-3	11
11/12	Buffalo	L 0-2	4-7-3	11
11/14	@ NY Islanders	W 5-3	5-7-3	13
11/18	Toronto	W 4-1	6-7-3	15
11/20	Ottawa	L 1-4	6-8-3	15
11/21	@ Boston	L 4-5*	6-9-3	15
11/25	Pittsburgh	W 5-4	7-9-3	17
11/27	@ Dallas	L 0-4	7-10-3	17
11/28	@ St. Louis	L 2-4	7-11-3	17
12/1	New Jersey	L 0-4	7-12-3	17
12/4	NY Islanders	W 5-1	8-12-3	19
12/5	@ Philadelphia	L 1-2	8-13-3	19
12/9	@ Los Angeles	L 1-2	8-14-3	19
12/11	@ Anaheim	L 0-1	8-15-3	19
12/12	@ San Jose	L 1-2	8-16-3	19
12/17	@ Chicago	W 3-1	9-16-3	21
12/19	@ Pittsburgh	L 0-3	9-17-3	21
12/23	@ Florida	W 4-0	10-17-3	23
12/26	@ Nashville	L 1-3	10-18-3	23
12/28	Boston	W 5-1	11-18-3	25
12/30	New Jersey	L 2-3	11-19-3	25
1/1	Ottawa	L 3-4	11-20-3	25
1/2	@ Toronto	W 5-2	12-20-3	27
1/7	NY Rangers	W 5-1	13-20-3	29
1/9	@ New Jersey	W 3-2	14-20-3	31
1/11	NY Islanders	W 4-3	15-20-3	33
1/13	Philadelphia	L 0-3	15-21-3	33
1/15	Montreal	L 0-3	15-22-3	33
1/16	@ Carolina	W 3-2*	16-22-3	35
1/18	@ Montreal	T 4-4*	16-22-4	36
1/21	@ Philadelphia	L 1-4	16-23-4	36
1/26	NY Rangers	L 1-4	16-24-4	36
1/29	Los Angeles	L 3-6	16-25-4	36
1/30	@ Toronto	L 3-5	16-26-4	36
2/1	@ NY Rangers	W 3-1	17-26-4	38
2/3	Tampa Bay	W 10-1	18-26-4	40
2/5	Carolina	W 4-1	19-26-4	42
2/7	Buffalo	W 3-1	20-26-4	44
2/9	@ NY Islanders	W 2-1	21-26-4	46
2/12	@ New Jersey	W 3-2	22-26-4	48
2/13	@ Ottawa	L 1-2	22-27-4	48
2/15	@ Pittsburgh	L 3-7	22-28-4	48
2/18	@ Carolina	T 2-2*	22-28-5	49
2/20	San Jose	W 3-1	23-28-5	51
2/22	Toronto	W 4-3	24-28-5	53
2/24	Phoenix	L 1-2	24-29-5	53
2/27	@ Boston	L 3-4	24-30-5	53
2/28	Pittsburgh	W 4-3	25-30-5	55
3/2	@ Tampa Bay	W 8-2	26-30-5	57
3/4	NY Rangers	L 2-4	26-31-5	57
3/6	Edmonton	W 4-3	27-31-5	59
3/9	Colorado	L 2-3*	27-32-5	59
3/11	Florida	L 1-2	27-33-5	59
3/13	Calgary	L 4-5*	27-34-5	59
3/15	@ NY Rangers	T 1-1*	27-34-6	60
3/17	Dallas	W 2-1*	28-34-6	62
3/20	@ Montreal	W 1-0	29-34-6	64
3/21	Boston	L 1-4	29-35-6	64
3/25	@ Phoenix	L 2-4	29-36-6	64
3/26	@ Colorado	L 1-3	29-37-6	64
3/30	Nashville	L 2-3	29-38-6	64
4/1	Florida	W 5-3	30-38-6	66
4/3	@ Tampa Bay	L 3-4	30-39-6	66
4/5	@ Florida	W 3-0	31-39-6	68
4/7	St. Louis	L 2-4	31-40-6	68
4/8	@ New Jersey	L 0-1	31-41-6	68
4/10	Philadelphia	L 1-2	31-42-6	68
4/12	Chicago	L 2-4	31-43-6	68
4/14	@ Carolina	L 0-3	31-44-6	68
4/18	@ Buffalo	L 0-3	31-45-6	68

\* Denotes overtime game

## 1997-98

	W	L	T	PTS
Home	23	12	6	52
US Airways	5	3	2	12
MCI Center	18	9	4	40
Away	17	18	6	40
1st Half	18	15	8	44
2nd Half	22	15	4	48
October	7	4	2	16
November	6	6	2	14
December	4	5	4	12
January	9	2	2	20
February	0	4	1	1
March	8	7	0	16
April	6	2	1	13

## Head Coach

Ron Wilson



CALLE JOHANSSON

Player	GP	G	A	PTS	PIM	+/-	PP	SH	GW
Peter Bondra	76	52	26	78	44	14	11	5	13
Adam Oates	82	18	58	76	36	6	3	2	3
Calle Johansson	73	15	20	35	30	-11	10	1	1
Steve Konowalchuk	80	10	24	34	80	9	2	0	2
Joe Juneau	56	9	22	31	26	8	4	1	1
Phil Housley	64	6	25	31	24	10	4	1	0
Jeff Brown	60	4	24	28	32	5	4	0	0
Washington	9	0	6	6	6	4	0	0	0
*Richard Zednik	65	17	9	26	28	-2	2	0	2
Dale Hunter	82	8	18	26	103	1	0	0	1
Andrew Brunette	28	11	12	23	12	2	4	0	2
Sergei Gonchar	72	5	16	21	66	2	2	0	0
Esa Tikkanen	48	3	18	21	18	-11	1	0	2
Washington	20	2	10	12	2	-4	1	0	0
Mark Tinordi	47	8	9	17	39	9	0	1	0
Chris Simon	28	7	10	17	38	1	4	0	1
Andrei Nikolishin	38	6	10	16	14	1	1	0	1
*Jan Bulis	48	5	11	16	18	-5	0	0	0
Craig Berube	74	6	9	15	189	-3	0	0	0
Kelly Miller	76	7	7	14	41	-2	0	3	3
Todd Krygier	45	2	12	14	30	-3	0	0	1
Jeff Toms	46	4	6	10	15	-17	0	0	1
Washington	33	3	4	7	8	-11	0	0	1
Joe Reekie	68	2	8	10	70	15	0	0	1
Brian Bellows	11	6	3	9	6	-3	5	0	2
Michal Pivonka	33	3	6	9	20	5	0	0	1
Brendan Witt	64	1	7	8	112	-11	0	0	0
Ken Klee	51	4	2	6	46	-3	0	0	1
*Jaroslav Svejksky	17	4	1	5	10	-5	2	0	1
Mike Eagles	36	1	3	4	16	2	0	0	0
*Jan Benda	9	0	3	3	6	1	0	0	0
*Nolan Baumgartner	4	0	1	1	0	E	0	0	0
*Benoit Gratton	6	0	1	1	6	1	0	0	0
Bill Ranford	22	0	1	1	0	E	0	0	0
Olie Kolzig	64	0	1	1	12	E	0	0	0
Pat Peake	1	0	0	0	4	E	0	0	0
*Brad Church	2	0	0	0	0	E	0	0	0
*Dwayne Hay	2	0	0	0	2	E	0	0	0
*Ryan Mulhern	3	0	0	0	0	E	0	0	0
David Harlock	6	0	0	0	4	2	0	0	0
Stewart Malgunas	8	0	0	0	12	1	0	0	0

Goaltender	GP	MIN	GA	SO	EN	GAA	W-L-T
Olie Kolzig	64	3,788	139	5	5	2.20	33-18-10
Bill Ranford	22	1,183	55	0	3	2.79	7-12-2

\* Indicates rookie

## 40-30-12, 92 points

Date	Opponent	Result	Record	Pts
10/1	@ Toronto	W 4-1	1-0-0	2
10/3	Buffalo	W 6-2	2-0-0	4
10/4	New Jersey	W 4-1	3-0-0	6
10/8	@ NY Islanders	W 6-3	4-0-0	8
10/9	@ Buffalo	L 2-5	4-1-0	8
10/11	NY Islanders	W 3-1	5-1-0	10
10/15	@ Chicago	W 2-0	6-1-0	12
10/18	@ Montreal	W 3-2	7-1-0	14
10/22	@ Colorado	L 3-4	7-2-0	14
10/23	@ Phoenix	T 3-3*	7-2-1	15
10/25	@ St. Louis	L 2-5	7-3-1	15
10/29	Dallas	L 3-4	7-4-1	15
10/31	Philadelphia	T 2-2*	7-4-2	16
11/1	@ New Jersey	L 1-3	7-5-2	16
11/4	Vancouver	W 2-1	8-5-2	18
11/6	@ Boston	L 0-2	8-6-2	18
11/8	Edmonton	W 2-1	9-6-2	20
11/9	@ Florida	L 2-3	9-7-2	20
11/12	@ Pittsburgh	W 4-1	10-7-2	22
11/13	@ Buffalo	W 3-2	11-7-2	24
11/15	@ Montreal	W 3-2	12-7-2	26
11/18	Colorado	T 6-6*	12-7-3	27
11/22	San Jose	L 2-5	12-8-3	27
11/23	@ Florida	W 5-2	13-8-3	29
11/26	Montreal	L 5-6	13-9-3	29
11/27	@ Ottawa	L 1-3	13-10-3	29
11/29	@ Boston	T 1-1*	13-10-4	30
12/2	@ NY Rangers	W 3-2*	14-10-4	32
12/5	Florida	W 3-2*	15-10-4	34
12/7	@ Florida	L 4-5	15-11-4	34
12/10	@ San Jose	T 3-3*	15-11-5	35
12/12	@ Anaheim	L 4-6	15-12-5	35
12/13	@ Los Angeles	T 2-2*	15-12-6	36
12/16	NY Islanders	T 2-2*	15-12-7	37
12/18	Florida	L 0-4	15-13-7	37
12/20	@ Carolina	W 2-1	16-13-7	39
12/23	New Jersey	T 1-1*	16-13-8	40
12/26	Pittsburgh	L 1-4	16-14-8	40
12/27	Ottawa	L 0-3	16-15-8	40
12/29	St. Louis	W 4-2	17-15-8	42
1/1	Anaheim	W 3-2	18-15-8	44
1/3	NY Rangers	L 2-3	18-16-8	44
1/6	Toronto	W 5-3	19-16-8	46
1/8	@ NY Rangers	W 5-3	20-16-8	48
1/9	Philadelphia	W 4-1	21-16-8	50
1/11	@ Detroit	L 0-2	21-17-8	50
1/13	Ottawa	W 4-0	22-17-8	52
1/15	Chicago	W 3-2	23-17-8	54
1/21	@ Tampa Bay	W 3-2*	24-17-8	56
1/25	Boston	W 4-1	25-17-8	58
1/26	@ NY Rangers	T 2-2*	25-17-9	59
1/28	Pittsburgh	T 2-2*	25-17-10	60
1/31	@ Philadelphia	W 3-2*	26-17-10	62
2/1	Detroit	L 2-4	26-18-10	62
2/4	@ Pittsburgh	T 2-2*	26-18-11	63
2/7	Tampa Bay	L 3-4	26-19-11	63
2/25	Tampa Bay	L 3-4	26-20-11	63
2/28	@ Tampa Bay	L 2-5	26-21-11	63
3/1	Buffalo	L 0-3	26-22-11	63
3/3	Boston	L 0-3	26-23-11	63
3/5	@ Philadelphia	L 2-3	26-24-11	63
3/7	Florida	W 6-3	27-24-11	65
3/9	Calgary	W 5-2	28-24-11	67
3/12	@ NY Islanders	W 2-1	29-24-11	69
3/14	@ Ottawa	L 0-4	29-25-11	69
3/16	Phoenix	W 2-1	30-25-11	71
3/18	Carolina	W 1-0	31-25-11	73
3/20	New Jersey	W 2-0	32-25-11	75
3/21	@ New Jersey	L 2-3	32-26-11	75
3/25	@ Edmonton	L 2-4	32-27-11	75
3/26	@ Calgary	L 2-3	32-28-11	75
3/28	@ Vancouver	W 3-2	33-28-11	77
3/31	NY Islanders	W 5-2	34-28-11	79
4/2	Tampa Bay	W 4-1	35-28-11	81
4/4	Los Angeles	W 3-2	36-28-11	83
4/6	Montreal	T 2-2*	36-28-12	84
4/8	@ Dallas	L 1-2*	36-29-12	84
4/11	@ Philadelphia	L 3-4	36-30-12	84
4/13	@ NY Islanders	W 2-0	37-30-12	86
4/14	NY Rangers	W 3-1	38-30-12	88
4/18	@ Carolina	W 4-3	39-30-12	90
4/19	Carolina	W 2-1	40-30-12	92

\* Denotes overtime game

1996-97

33-40-9, 75 points

	W	L	T	PTS
Home	19	17	5	43
Away	14	23	4	32
1st Half	17	20	4	38
2nd Half	16	20	5	37
October	4	6	0	8
November	9	5	1	19
December	2	9	2	6
January	5	5	2	12
February	4	6	2	10
March	6	7	1	13
April	3	2	1	7

Head Coach  
Jim Schoenfeld



PETER BONDRA

Player	GP	G	A	PTS	PIM	+/-	PP	SH	GW
Adam Oates	80	22	60	82	14	-5	3	2	5
Washington	17	4	8	12	4	-2	1	0	1
Peter Bondra	77	46	31	77	72	7	10	4	3
Dale Hunter	82	14	32	46	125	-2	3	0	5
Steve Konowalchuk	78	17	25	42	67	-3	2	1	3
Joe Juneau	58	15	27	42	8	-11	9	1	3
Rick Tocchet	53	21	19	40	98	-3	4	0	2
Washington	13	5	5	10	31	E	1	0	1
Phil Housley	77	11	29	40	24	-10	3	1	2
Sergei Gonchar	57	13	17	30	36	-11	3	0	3
Andrei Nikolishin	71	9	19	28	32	3	1	0	0
Washington	59	7	14	21	30	5	1	0	0
Kelly Miller	77	10	14	24	33	4	0	1	3
Sylvain Cote	57	6	18	24	28	11	2	0	0
Michal Pivonka	54	7	16	23	22	-15	2	0	1
Chris Simon	42	9	13	22	165	-1	3	0	1
Jason Allison	53	5	17	22	25	-3	1	0	1
Calle Johansson	65	6	11	17	16	-2	2	0	0
Todd Krygier	47	5	11	16	37	-10	1	0	1
*Andrew Brunette	53	4	7	11	12	-3	2	0	0
Ken Klee	80	3	8	11	115	-5	0	0	2
*Jaroslav Svejksky	19	7	3	10	4	-1	2	0	1
Joe Reekie	65	1	8	9	107	8	0	0	0
Mark Tinordi	56	2	6	8	118	3	0	0	0
Mike Eagles	70	1	7	8	42	-4	0	0	0
Craig Berube	80	4	3	7	218	-11	0	0	1
Anson Carter	19	3	2	5	7	E	1	0	1
Brendan Witt	44	3	2	5	88	-20	0	0	0
Keith Jones	11	2	3	5	13	-2	1	0	0
*Richard Zednik	11	2	1	3	4	-5	1	0	0
Kevin Kaminski	38	1	2	3	130	E	0	0	0
Eric Charron	25	1	1	2	20	1	0	0	0
Bill Ranford	55	0	1	1	7	E	0	0	0
*Patrick Boileau	1	0	0	0	0	E	0	0	0
Curtis Leschyshyn	2	0	0	0	2	E	0	0	0
Pat Peake	4	0	0	0	4	1	0	0	0
Stewart Malgunas	6	0	0	0	2	2	0	0	0
Stefan Ustorf	6	0	0	0	2	-3	0	0	0
Olie Kolzig	29	0	0	0	4	E	0	0	0
Jim Carey	40	0	0	0	6	E	0	0	0
Goaltender	GP	MIN	GA	SO	EN	GAA	W-L-T		
Jim Carey	40	2,293	105	1	2	2.75	17-18-3		
Olie Kolzig	29	1,645	71	2	6	2.59	8-15-4		
Bill Ranford	18	1,009	46	0	1	2.74	8-7-2		

\* Indicates rookie

Date	Opponent	Result	Record	Pts
10/5	Chicago	L 2-5	0-1-0	0
10/8	@ Dallas	L 3-5	0-2-0	0
10/11	Tampa Bay	W 6-2	1-2-0	2
10/12	Los Angeles	L 3-4	1-3-0	2
10/18	Buffalo	L 1-4	1-4-0	2
10/19	@ Pittsburgh	L 1-2	1-5-0	2
10/23	@ NY Rangers	W 3-2	2-5-0	4
10/26	@ St. Louis	W 6-4	3-5-0	6
10/28	@ Colorado	L 0-1	3-6-0	6
10/30	Philadelphia	W 4-2	4-6-0	8
11/1	Pittsburgh	W 4-2	5-6-0	10
11/2	@ NY Islanders	L 1-6	5-7-0	10
11/6	@ Tampa Bay	W 2-1	6-7-0	12
11/7	@ Florida	L 2-4	6-8-0	12
11/9	NY Rangers	W 3-2	7-8-0	14
11/12	@ New Jersey	L 2-3*	7-9-0	14
11/14	@ Philadelphia	W 5-2	8-9-0	16
11/15	Montreal	W 3-1	9-9-0	18
11/18	@ Florida	W 4-2	10-9-0	20
11/19	Boston	T 2-2*	10-9-1	21
11/22	@ New Jersey	W 5-1	11-9-1	23
11/23	New Jersey	W 4-3	12-9-1	25
11/27	Ottawa	L 1-2	12-10-1	25
11/29	NY Islanders	L 0-2	12-11-1	25
11/30	@ Montreal	W 2-0	13-11-1	27
12/4	Detroit	L 0-2	13-12-1	27
12/6	Pittsburgh	L 3-5	13-13-1	27
12/7	@ NY Islanders	L 0-2	13-14-1	27
12/11	@ San Jose	L 2-3	13-15-1	27
12/13	@ Anaheim	L 4-5	13-16-1	27
12/14	@ Los Angeles	T 4-4*	13-16-2	28
12/17	@ Phoenix	L 3-4	13-17-2	28
12/20	San Jose	W 3-2	14-17-2	30
12/21	@ Boston	L 3-4	14-18-2	30
12/23	@ Tampa Bay	W 3-1	15-18-2	32
12/26	@ Detroit	L 4-5*	15-19-2	32
12/28	Florida	T 1-1*	15-19-3	33
12/30	@ Pittsburgh	L 3-5	15-20-3	33
1/1	Hartford	W 3-2*	16-20-3	35
1/3	Phoenix	W 3-0	17-20-3	37
1/4	@ Hartford	T 1-1*	17-20-4	38
1/9	NY Rangers	W 2-0	18-20-4	40
1/11	@ Philadelphia	T 3-3*	18-20-5	41
1/13	Toronto	W 6-3	19-20-5	43
1/15	@ Ottawa	L 1-5	19-21-5	43
1/20	@ Boston	W 3-2	20-21-5	45
1/22	NY Rangers	L 3-5	20-22-5	45
1/24	Dallas	L 2-5	20-23-5	45
1/26	Edmonton	L 1-3	20-24-5	45
1/29	Philadelphia	L 1-2	20-25-5	45
2/1	@ Florida	W 3-1	21-25-5	47
2/2	@ Buffalo	T 2-2*	21-25-6	48
2/7	@ Calgary	L 2-5	21-26-6	48
2/9	@ Edmonton	L 1-4	21-27-6	48
2/11	@ Vancouver	W 5-2	22-27-6	50
2/14	Tampa Bay	W 5-4*	23-27-6	52
2/15	@ Tampa Bay	L 1-4	23-28-6	52
2/18	Ottawa	L 1-6	23-29-6	52
2/22	@ Hartford	L 0-2	23-30-6	52
2/24	Boston	T 3-3*	23-30-7	53
2/26	@ Toronto	W 3-1	24-30-7	55
2/28	Anaheim	L 1-4	24-31-7	55
3/2	NY Islanders	L 0-2	24-32-7	55
3/4	Calgary	W 2-1	25-32-7	57
3/6	Colorado	W 6-3	26-32-7	59
3/9	@ Philadelphia	L 0-5	26-33-7	59
3/11	Vancouver	W 4-1	27-33-7	61
3/12	@ NY Rangers	L 2-3	27-34-7	61
3/15	@ New Jersey	L 2-3	27-35-7	61
3/16	Hartford	W 5-3	28-35-7	63
3/19	New Jersey	T 2-2*	28-35-8	64
3/21	Buffalo	L 1-4	28-36-8	64
3/22	@ Montreal	W 3-1	29-36-8	66
3/25	St. Louis	W 3-2	30-36-8	68
3/26	@ Chicago	L 3-5	30-37-8	68
3/29	Philadelphia	L 3-5	30-38-8	68
4/1	New Jersey	L 0-1	30-39-8	68
4/3	@ Ottawa	L 0-4	30-40-8	68
4/6	Florida	T 3-3*	30-40-9	69
4/10	Montreal	W 3-2	31-40-9	71
4/12	NY Islanders	W 6-2	32-40-9	73
4/13	@ Buffalo	W 8-3	33-40-9	75

\* Denotes overtime game

# 1995-96

	W	L	T	PTS
Home	21	15	5	47
Away	18	17	6	42
1st Half	20	17	4	44
2nd Half	19	15	7	45
October	7	3	0	14
November	4	8	2	10
December	7	4	1	15
January	5	6	2	12
February	6	4	3	15
March	7	4	3	17
April	3	3	0	6

**Head Coach**  
Jim Schoenfeld



JIM CAREY

Player	GP	G	A	PTS	PIM	+/-	PP	SH	GW
Michal Pivonka	73	16	65	81	36	18	6	2	5
Peter Bondra	67	52	28	80	40	18	11	4	7
Joe Juneau	80	14	50	64	30	-3	7	2	2
Todd Krygier	76	15	33	48	82	-1	3	1	0
Washington	16	6	5	11	12	8	1	0	0
Steve Konowalchuk	70	23	22	45	92	13	7	1	3
Keith Jones	68	18	23	41	103	8	5	0	2
Sergei Gonchar	78	15	26	41	60	25	4	0	4
Sylvain Cote	81	5	33	38	40	5	3	0	2
Dale Hunter	82	13	24	37	112	5	4	0	3
Pat Peake	62	17	19	36	46	7	8	0	3
Calle Johansson	78	10	25	35	50	13	4	0	0
Kelly Miller	74	7	13	20	30	7	0	2	1
*Stefan Ustorf	48	7	10	17	14	8	0	0	1
Mark Tinordi	71	3	10	13	113	26	2	0	0
Craig Berube	50	2	10	12	151	1	1	0	1
*Ken Klee	66	8	3	11	60	-1	0	1	2
Mike Eagles	70	4	7	11	75	-1	0	0	0
Joe Reekie	78	3	7	10	149	7	0	0	0
*Jeff Nelson	33	0	7	7	16	3	0	0	0
*Andrew Brunette	11	3	3	6	0	5	0	0	1
Jim Johnson	66	2	4	6	34	-3	0	0	0
*Brendan Witt	48	2	3	5	85	-4	0	0	1
*Martin Gendron	20	2	1	3	8	-5	0	0	0
Kevin Kaminski	54	1	2	3	164	-1	0	0	0
*Jason Allison	19	0	3	3	2	-3	0	0	0
Steve Poapst	3	1	0	1	0	-1	0	0	1
Eric Charron	18	0	1	1	22	-3	0	0	0
Washington	4	0	1	1	4	3	0	0	0
Stewart Malgunas	30	0	1	1	32	-10	0	0	0
Washington	1	0	0	0	0	E	0	0	0
Jim Carey	71	0	1	1	6	E	0	0	0
*Nolan Baumgartner	1	0	0	0	0	-1	0	0	0
*Richard Zednik	1	0	0	0	0	E	0	0	0
Denis Chasse	3	0	0	0	5	-1	0	0	0
Olie Kolzig	18	0	0	0	2	E	0	0	0
Goaltender	GP	MIN	GA	SO	EN	GAA	W-L-T		
Jim Carey	71	4,069	153	9	4	2.26	35-24-9		
Olie Kolzig	18	897	46	0	1	3.08	4-8-2		

\* Indicates rookie

# 39-32-11, 89 points

Date	Opponent	Result	Record	Pts
10/7	St. Louis	W 4-1	1-0-0	2
10/11	@ Philadelphia	L 1-2	1-1-0	2
10/13	Colorado	W 3-1	2-1-0	4
10/14	Tampa Bay	W 2-0	3-1-0	6
10/17	@ Dallas	W 4-3	4-1-0	8
10/18	@ Colorado	L 2-4	4-2-0	8
10/20	Los Angeles	L 4-7	4-3-0	8
10/26	@ Boston	W 4-2	5-3-0	10
10/28	@ Tampa Bay	W 4-2	6-3-0	12
10/29	@ St. Louis	W 3-1	7-3-0	14
11/1	Montreal	W 5-2	8-3-0	16
11/3	Florida	L 2-3	8-4-0	16
11/4	@ NY Islanders	W 3-2	9-4-0	18
11/7	Boston	L 3-4	9-5-0	18
11/10	@ Toronto	L 1-6	9-6-0	18
11/11	Chicago	L 1-4	9-7-0	18
11/14	Philadelphia	T 2-2*	9-7-1	19
11/17	Pittsburgh	L 2-3	9-8-1	19
11/18	@ Pittsburgh	L 0-3	9-9-1	19
11/21	San Jose	W 3-2	10-9-1	21
11/24	Tampa Bay	L 1-2	10-10-1	21
11/25	@ Hartford	W 4-2	11-10-1	23
11/29	@ Anaheim	T 2-2*	11-10-2	24
11/30	@ Los Angeles	L 2-3	11-11-2	24
12/2	@ San Jose	L 3-5	11-12-2	24
12/5	Florida	L 3-4	11-13-2	24
12/8	@ Buffalo	T 2-2*	11-13-3	25
12/10	@ Winnipeg	W 6-1	12-13-3	27
12/14	NY Islanders	W 4-3*	13-13-3	29
12/16	NY Rangers	W 3-2	14-13-3	31
12/18	@ NY Rangers	L 0-3	14-14-3	31
12/22	Edmonton	W 6-3	15-14-3	33
12/23	@ NY Islanders	L 1-3	15-15-3	33
12/26	Montreal	W 4-0	16-15-3	35
12/28	@ Florida	W 5-4	17-15-3	37
12/30	Hartford	W 3-0	18-15-3	39
1/1	Pittsburgh	W 4-2	19-15-3	41
1/3	@ Hartford	L 0-2	19-16-3	41
1/5	NY Rangers	T 4-4*	19-16-4	42
1/6	@ New Jersey	L 1-3	19-17-4	42
1/11	Ottawa	W 6-1	20-17-4	44
1/13	Detroit	L 2-4	20-18-4	44
1/16	Winnipeg	T 1-1*	20-18-5	45
1/17	@ Chicago	W 3-2	21-18-5	47
1/23	Florida	L 4-5	21-19-5	47
1/25	@ New Jersey	L 1-3	21-20-5	47
1/26	Buffalo	W 1-0	22-20-5	49
1/28	Philadelphia	W 3-2*	23-20-5	51
1/31	@ Montreal	L 3-5	23-21-5	51
2/1	@ Ottawa	W 4-2	24-21-5	53
2/3	NY Islanders	W 6-5*	25-21-5	55
2/7	@ Edmonton	W 2-1	26-21-5	57
2/8	@ Calgary	T 4-4*	26-21-6	58
2/10	@ Vancouver	T 4-4*	26-21-7	59
2/13	Calgary	W 3-2	27-21-7	61
2/15	@ Detroit	L 3-4	27-22-7	61
2/16	Toronto	W 4-3	28-22-7	63
2/18	@ New Jersey	L 0-3	28-23-7	63
2/22	@ Philadelphia	L 3-5	28-24-7	63
2/24	New Jersey	L 1-2	28-25-7	63
2/27	@ NY Rangers	W 5-3	29-25-7	65
2/29	@ Florida	T 2-2*	29-25-8	66
3/2	@ Boston	W 2-0	30-25-8	68
3/3	Philadelphia	W 3-0	31-25-8	70
3/9	NY Rangers	L 1-6	31-26-8	70
3/10	@ Tampa Bay	L 0-1	31-27-8	70
3/12	Vancouver	W 9-0	32-27-8	72
3/15	Boston	L 2-5	32-28-8	72
3/17	Dallas	W 2-1	33-28-8	74
3/19	Anaheim	L 1-2	33-29-8	74
3/21	@ Tampa Bay	T 3-3*	33-29-9	75
3/23	Hartford	T 2-2*	33-29-10	76
3/26	@ NY Islanders	W 7-1	34-29-10	78
3/27	@ Montreal	W 1-0*	35-29-10	80
3/29	Ottawa	W 5-0	36-29-10	82
3/31	Tampa Bay	T 1-1*	36-29-11	83
4/3	@ Buffalo	W 5-1	37-29-11	85
4/4	@ Pittsburgh	L 2-4	37-30-11	85
4/6	@ Ottawa	W 4-3	38-30-11	87
4/10	@ NY Rangers	W 4-1	39-30-11	89
4/11	New Jersey	L 2-3	39-31-11	89
4/13	Buffalo	L 2-3	39-32-11	89

\* Postponed from January 8 due to snow

\* Denotes overtime game

1994-95

22-18-8, 52 points

	W	L	T	PTS
Home	15	6	3	33
Away	7	12	5	19
1st Half	8	10	6	22
2nd Half	14	8	2	30
January	1	3	1	3
February	2	7	4	8
March	11	2	2	24
April	7	6	1	15
May	1	0	0	2

Head Coach  
Jim Schoenfeld



SYLVAIN COTE

Player	GP	G	A	PTS	PIM	+/-	PP	SH	GW
Peter Bondra	47	34	9	43	24	9	12	6	3
Joe Juneau	44	5	38	43	8	-1	3	0	0
Michal Pivonka	46	10	23	33	50	3	4	2	2
Calle Johansson	46	5	26	31	35	-6	4	0	2
Dimitri Khristich	48	12	14	26	41	E	8	0	2
Steve Konowalchuk	46	11	14	25	44	7	3	3	3
Kelly Miller	48	10	13	23	6	5	2	0	1
Dale Hunter	45	8	15	23	101	-4	3	0	1
Keith Jones	40	14	6	20	65	-2	1	0	4
Sylvain Cote	47	5	14	19	53	2	1	0	2
Jim Johnson	47	0	13	13	43	6	0	0	0
Mark Tinordi	42	3	9	12	71	-5	2	0	1
Dave Poulin	29	4	5	9	10	2	0	2	0
Mike Eagles	40	3	4	7	48	-11	0	0	0
Washington	13	1	3	4	8	2	0	0	0
*Sergei Gonchar	31	2	5	7	22	4	0	0	0
Joe Reekie	48	1	6	7	97	10	0	0	0
Craig Berube	43	2	4	6	173	-5	0	0	0
Rob Pearson	32	0	6	6	96	-6	0	0	0
Igor Ulanov	22	1	4	5	29	1	0	0	0
*Ken Klee	23	3	1	4	41	2	0	0	0
Pat Peake	18	0	4	4	12	-6	0	0	0
*Martin Gendron	8	2	1	3	2	3	0	0	0
*Jason Allison	12	2	1	3	6	-3	2	0	0
John Slaney	16	0	3	3	6	-3	0	0	0
*Kevin Kaminski	27	1	1	2	102	-6	0	0	1
*Jeff Nelson	10	1	0	1	2	-2	0	0	0
*Byron Dafoe	4	0	0	0	0	E	0	0	0
*Olie Kolzig	14	0	0	0	4	E	0	0	0
*Jim Carey	28	0	0	0	0	E	0	0	0
Randy Burrridge	2	0	0	0	2	E	0	0	0
Rick Tabaracci	8	0	1	1	2	E	0	0	0

Goaltender	GP	MIN	GA	SO	EN	GAA	W-L-T
*Jim Carey	28	1,604	57	4	2	2.13	18-6-3
Rick Tabaracci	8	394	16	0	0	2.44	1-3-2
*Olie Kolzig	14	724	30	0	4	2.49	2-8-2
*Byron Dafoe	4	187	11	0	0	3.53	1-1-1

\* Indicates rookie

Date	Opponent	Result	Record	Pts
1/21	@ Hartford	T 1-1*	0-0-1	1
1/24	@ Quebec	L 1-5	0-1-1	1
1/25	@ Montreal	L 0-2	0-2-1	1
1/27	NY Islanders	W 5-2	1-2-1	3
1/29	Pittsburgh	L 1-4	1-3-1	3
2/2	Buffalo	L 0-1	1-4-1	3
2/4	Florida	W 3-2	2-4-1	5
2/7	@ Buffalo	L 1-2	2-5-1	5
2/8	@ NY Rangers	L 4-5	2-6-1	5
2/11	@ Boston	T 1-1*	2-6-2	6
2/13	@ Philadelphia	L 3-5	2-7-2	6
2/15	@ New Jersey	L 2-4	2-8-2	6
2/18	Quebec	W 4-2	3-8-2	8
2/20	New Jersey	L 0-2	3-9-2	8
2/23	@ Ottawa	T 5-5*	3-9-3	9
2/25	@ New Jersey	T 3-3*	3-9-4	10
2/26	Tampa Bay	T 1-1*	3-9-5	11
2/28	@ Philadelphia	L 2-4	3-10-5	11
3/2	@ NY Islanders	W 4-3	4-10-5	13
3/4	Montreal	W 5-1	5-10-5	15
3/5	NY Rangers	W 4-2	6-10-5	17
3/7	@ Boston	W 3-1	7-10-5	19
3/10	Ottawa	T 2-2*	7-10-6	20
3/12	Tampa Bay	W 3-1	8-10-6	22
3/13	@ Tampa Bay	W 3-0	9-10-6	24
3/16	@ Florida	L 1-5	9-11-6	24
3/18	NY Rangers	W 4-1	10-11-6	26
3/20	@ Hartford	W 5-0	11-11-6	28
3/21	Ottawa	W 1-0	12-11-6	30
3/25	Philadelphia	T 2-2*	12-11-7	31
3/26	Hartford	L 3-4*	12-12-7	31
3/29	@ Tampa Bay	W 4-2	13-12-7	33
3/31	Quebec	W 6-4	14-12-7	35
4/2	Boston	W 2-1	15-12-7	37
4/4	@ NY Islanders	W 5-4	16-12-7	39
4/8	Philadelphia	L 1-3	16-13-7	39
4/11	@ Pittsburgh	L 1-3	16-14-7	39
4/12	New Jersey	L 1-2	16-15-7	39
4/14	Florida	W 3-0	17-15-7	41
4/16	@ Quebec	L 2-4	17-16-7	41
4/17	@ Montreal	L 2-5	17-17-7	41
4/21	Hartford	W 6-3	18-17-7	43
4/22	@ Pittsburgh	W 2-1	19-17-7	45
4/24	@ NY Rangers	L 4-5	19-18-7	45
4/26	NY Islanders	W 6-5	20-18-7	47
4/28	Buffalo	W 5-1	21-18-7	49
4/30	@ Florida	T 2-2*	21-18-8	50
5/2	Pittsburgh	W 7-2	22-18-8	52

\* Denotes overtime game

## 1993-94

	W	L	T	PTS
Home	17	15	9	43
Away	21	19	1	43
Neutral	1	1	0	2
1st Half	19	19	4	42
2nd Half	20	16	6	46
October	6	7	0	12
November	4	6	1	9
December	7	4	2	16
January	5	7	1	11
February	9	2	2	20
March	4	6	4	12
April	4	3	0	8

## Head Coach

Terry Murray: 20-23-4

Jim Schoenfeld (Jan. 27): 19-12-6



KELLY MILLER

Player	GP	G	A	PTS	PIM	+/-	PP	SH	GW
Joe Juneau	74	19	66	85	41	11	6	0	2
Washington	11	5	8	13	6	E	2	0	0
Mike Ridley	81	26	44	70	24	15	10	2	4
Dimitri Khristich	83	29	29	58	73	-2	10	0	4
Sylvain Cote	84	16	35	51	66	30	3	2	2
Michal Pivonka	82	14	36	50	38	2	5	0	4
Al Iafrate	67	10	35	45	143	10	4	0	3
Peter Bondra	69	24	19	43	40	22	4	0	2
Randy Burridge	78	25	17	42	73	-1	8	1	5
Calle Johansson	84	9	33	42	59	3	4	0	1
Kevin Hatcher	72	16	24	40	108	-13	6	0	3
Kelly Miller	84	14	25	39	32	8	0	1	3
Dale Hunter	52	9	29	38	131	-4	1	0	1
Keith Jones	68	16	19	35	149	4	5	0	1
Todd Krygier	66	12	18	30	60	-4	0	1	3
*Pat Peake	49	11	18	29	39	1	3	0	1
Steve Konowalchuk	62	12	14	26	33	9	0	0	0
Dave Poulin	63	6	19	25	52	-1	0	1	0
Joe Reekie	85	1	16	17	156	15	0	0	0
Washington	12	0	5	5	29	7	0	0	0
*John Slaney	47	7	9	16	27	3	3	0	1
Craig Berube	84	7	7	14	305	-4	0	0	0
Alan May	43	4	7	11	97	-2	0	0	0
Shawn Anderson	50	0	9	9	12	-1	0	0	0
Jim Johnson	61	0	7	7	63	-7	0	0	0
Washington	8	0	0	0	12	-1	0	0	0
*Kevin Kaminski	13	0	5	5	87	2	0	0	0
Jason Woolley	10	1	2	3	4	2	0	0	0
Pat Elynuik	4	1	1	2	0	-3	1	0	0
Enrico Ciccone	46	1	1	2	174	-2	0	0	0
*Todd Nelson	2	1	0	1	2	1	1	0	1
Brian Curran	26	1	0	1	61	-2	0	0	0
*Jason Allison	2	0	1	1	0	1	0	0	0
Don Beaupre	53	0	1	1	16	E	0	0	0
Tim Bergland	3	0	0	0	4	-1	0	0	0
*Byron Dafoe	5	0	0	0	0	E	0	0	0
Keith Acton	6	0	0	0	21	-4	0	0	0
*Olie Kolzig	7	0	0	0	0	E	0	0	0
Rick Tabaracci	32	0	0	0	6	E	0	0	0

Goaltender	GP	MIN	GA	SO	EN	GAA	W-L-T
Don Beaupre	53	2,853	135	2	3	2.84	24-16-8
Rick Tabaracci	32	1,770	91	2	0	3.08	13-14-2
*Byron Dafoe	5	230	13	0	0	3.39	2-2-0
*Olie Kolzig	7	224	20	0	1	5.36	0-3-0

\* Indicates rookie

## 39-35-10, 88 points

Date	Opponent	Result	Record	Pts
10/6	@ Winnipeg	L 4-6	0-1-0	0
10/8	New Jersey	L 3-6	0-2-0	0
10/9	@ New Jersey	L 4-6	0-3-0	0
10/11	@ NY Rangers	L 2-5	0-4-0	0
10/13	@ Toronto	L 1-7	0-5-0	0
10/15	Philadelphia	L 0-3	0-6-0	0
10/16	Buffalo	W 4-3	1-6-0	2
10/22	Los Angeles	W 6-3	2-6-0	4
10/24	@ Edmonton	W 3-2*	3-6-0	6
10/25	@ Calgary	L 2-3*	3-7-0	6
10/27	@ Vancouver	W 4-2	4-7-0	8
10/29	@ Anaheim	W 5-2	5-7-0	10
10/30	@ San Jose	W 4-2	6-7-0	12
11/5	Vancouver	W 3-2	7-7-0	14
11/9	Quebec	W 2-1	8-7-0	16
11/11	@ Tampa Bay	W 4-1	9-7-0	18
11/13	NY Rangers	L 0-2	9-8-0	18
11/16	San Jose	L 1-2	9-9-0	18
11/18	@ Pittsburgh	L 2-3	9-10-0	18
11/20	@ Florida	L 3-4	9-11-0	18
11/24	St. Louis	W 5-2	10-11-0	20
11/26	Pittsburgh	T 4-4*	10-11-1	21
11/28	@ NY Rangers	L 1-3	10-12-1	21
11/30	@ NY Islanders	L 4-6	10-13-1	21
12/3	Montreal	T 2-2*	10-13-2	22
12/4	@ Ottawa	W 6-1	11-13-2	24
12/7	Hartford	L 1-6	11-14-2	24
12/9	@ Philadelphia	W 4-2	12-14-2	26
12/11	@ Montreal	W 5-3	13-14-2	28
12/13	@ Quebec	L 3-5	13-15-2	28
12/17	Ottawa	W 11-2	14-15-2	30
12/18	@ Hartford	L 1-4	14-16-2	30
12/21	@ Philadelphia	W 4-1	15-16-2	32
12/23	NY Rangers	L 0-1	15-17-2	32
12/26	Pittsburgh	W 7-3	16-17-2	34
12/28	Florida	T 3-3*	16-17-3	35
12/30	Anaheim	W 3-0	17-17-3	37
1/1	Tampa Bay	T 5-5*	17-17-4	38
1/2	@ Boston	L 2-8	17-18-4	38
1/8	Chicago	W 4-1	18-18-4	40
1/9	@ New Jersey	W 4-0	19-18-4	42
1/11	Toronto	L 1-2	19-19-4	42
1/14	New Jersey	L 2-5	19-20-4	42
1/15	@ Quebec	W 4-0	20-20-4	44
1/17	@ Montreal	L 1-3	20-21-4	44
1/19	@ Florida	L 1-5	20-22-4	44
1/25	Boston	L 1-3	20-23-4	44
1/27	@ Buffalo	L 2-7	20-24-4	44
1/29	@ Philadelphia	W 4-2	21-24-4	46
1/30	Detroit	W 6-3	22-24-4	48
2/2 #	Philadelphia	W 5-2	23-24-4	50
2/4	Montreal	L 0-4	23-25-4	50
2/5	Tampa Bay	W 6-3	24-25-4	52
2/7	@ NY Rangers	W 4-1	25-25-4	54
2/10	@ St. Louis	W 4-3	26-25-4	56
2/12	@ Los Angeles	W 6-1	27-25-4	58
2/15	Edmonton	T 2-2*	27-25-5	59
2/18	NY Islanders	W 3-1	28-25-5	61
2/20	Buffalo	T 3-3*	28-25-6	62
2/21	@ NY Islanders	L 0-4	28-26-6	62
2/24	@ Florida	W 2-1	29-26-6	64
2/26	Florida	W 4-2	30-26-6	66
2/27	@ Hartford	W 3-1	31-26-6	68
3/1	Tampa Bay	L 3-4	31-27-6	68
3/4	Philadelphia	T 3-3*	31-27-7	69
3/6	Calgary	T 4-4*	31-27-8	70
3/7	@ Boston	L 3-6	31-28-8	70
3/9 #	NY Rangers	L 5-7	31-29-8	70
3/12	Quebec	L 3-4	31-30-8	70
3/15	@ Pittsburgh	W 5-4*	32-30-8	72
3/18	@ Dallas	L 2-6	32-31-8	72
3/20	@ Tampa Bay	W 3-0	33-31-8	74
3/22	Hartford	W 4-1	34-31-8	76
3/25	@ Detroit	T 2-2*	34-31-9	77
3/27	Boston	L 4-6	34-32-9	77
3/29	NY Islanders	T 2-2*	34-32-10	78
3/31	@ Chicago	W 6-3	35-32-10	80
4/1	New Jersey	W 2-1	36-32-10	82
4/3	Dallas	L 3-6	36-33-10	82
4/5	NY Islanders	L 3-4*	36-34-10	82
4/6	@ Ottawa	L 5-6	36-35-10	82
4/9	Ottawa	W 8-4	37-35-10	84
4/12	Winnipeg	W 4-3	38-35-10	86
4/14	@ Buffalo	W 3-2	39-35-10	88

\* Denotes overtime game

# Cleveland, Ohio | ## Halifax, Nova Scotia

1992-93

43-34-7, 93 points

	W	L	T	PTS
Home	20	15	6	46
Away	21	19	1	43
Neutral	2	0	0	4
1st Half	21	17	4	46
2nd Half	22	17	3	47
October	4	8	0	8
November	7	5	2	16
December	9	3	1	19
January	5	5	3	13
February	7	3	0	14
March	7	6	1	15
April	4	4	0	8

Head Coach  
Terry Murray



MIKE RIDLEY

Player	GP	G	A	PTS	PIM	+/-	PP	SH	GW
Peter Bondra	83	37	48	85	70	8	10	0	7
Mike Ridley	84	26	56	82	44	5	6	2	3
Kevin Hatcher	83	34	45	79	114	-7	13	1	6
Dale Hunter	84	20	59	79	198	3	10	0	2
Michal Pivonka	69	21	53	74	66	14	6	1	5
Dimitri Khristich	64	31	35	66	28	29	9	1	1
Al Iafate	81	25	41	66	169	15	11	1	4
Pat Elynuik	80	22	35	57	66	3	8	0	1
Sylvain Cote	77	21	29	50	34	28	8	2	3
Kelly Miller	84	18	27	45	32	-2	3	0	3
Calle Johansson	77	7	38	45	56	3	6	0	0
Bob Carpenter	68	11	17	28	65	-16	2	0	0
*Keith Jones	71	12	14	26	124	18	0	0	3
Todd Krygier	77	11	12	23	60	-13	0	2	0
Paul Cavallini	82	6	12	18	56	6	1	0	0
Washington	71	5	8	13	46	3	0	0	0
Paul MacDermid	72	9	8	17	80	-13	1	0	3
Alan May	83	6	10	16	268	1	0	0	1
*Steve Konowalchuk	36	4	7	11	16	4	1	0	1
Shawn Anderson	60	2	6	8	18	-2	1	0	0
*Reggie Savage	16	2	3	5	12	-4	2	0	0
Jim Hrivnak	27	0	3	3	0	E	0	0	0
Kevin Miller	10	0	3	3	35	-4	0	0	0
Jeff Greenlaw	16	1	1	2	18	-3	0	0	0
*Jason Woolley	26	0	2	2	10	3	0	0	0
Don Beaupre	58	0	1	1	20	E	0	0	0
*Brad Schlegel	7	0	1	1	6	1	0	0	0
*Bob Babcock	1	0	0	0	2	E	0	0	0
*Byron Dafoe	1	0	0	0	0	E	0	0	0
*Olie Kolzig	1	0	0	0	0	E	0	0	0
Randy Burridge	4	0	0	0	0	1	0	0	0
Mark Hunter	7	0	0	0	14	1	0	0	0
Rod Langway	21	0	0	0	20	-13	0	0	0
Rick Tabaracci	25	0	0	0	14	E	0	0	0
Washington	6	0	0	0	4	E	0	0	0

Goaltender	GP	MIN	GA	SO	EN	GAA	W-L-T
Don Beaupre	58	3,282	181	1	7	3.31	27-23-5
Jim Hrivnak	27	1,421	83	0	2	3.50	13-9-2
Rick Tabaracci	25	1,302	80	2	0	3.69	8-12-0
Washington	6	343	10	2	1	1.75	3-2-0
*Olie Kolzig	1	20	2	0	0	6.00	0-0-0
*Byron Dafoe	1	1	0	0	0	0.00	0-0-0

\* Indicates rookie

Date	Opponent	Result	Record	Pts
10/6	@ Toronto	W 6-5	1-0-0	2
10/9	NY Rangers	L 2-4	1-1-0	2
10/10	Philadelphia	L 2-4	1-2-0	2
10/12	@ New Jersey	L 2-4	1-3-0	2
10/16	Ottawa	W 5-1	2-3-0	4
10/17	Buffalo	W 6-4	3-3-0	6
10/21	@ NY Rangers	L 1-2	3-4-0	6
10/23	NY Islanders	L 2-5	3-5-0	6
10/26	@ Winnipeg	L 2-6	3-6-0	6
10/28	@ Vancouver	L 3-4	3-7-0	6
10/30	@ Calgary	W 3-1	4-7-0	8
10/31	@ Edmonton	L 2-4	4-8-0	8
11/3 #	Chicago	W 4-1	5-8-0	10
11/6	Tampa Bay	T 2-2*	5-8-1	11
11/7	@ Hartford	W 6-2	6-8-1	13
11/11	@ NY Rangers	W 7-4	7-8-1	15
11/13	@ New Jersey	L 0-3	7-9-1	15
11/14	New Jersey	L 3-4*	7-10-1	15
11/18	Minnesota	L 4-5	7-11-1	15
11/20	Detroit	L 5-7	7-12-1	15
11/22	@ Quebec	W 6-4	8-12-1	17
11/23	@ Montreal	T 1-1*	8-12-2	18
11/25	Boston	W 6-2	9-12-2	20
11/27	Pittsburgh	W 6-4	10-12-2	22
11/28	@ Pittsburgh	L 3-5	10-13-2	22
11/30	@ Detroit	W 4-1	11-13-2	24
12/4	NY Rangers	W 8-4	12-13-2	26
12/5	@ NY Islanders	W 5-3	13-13-2	28
12/7	@ Ottawa	W 6-5	14-13-2	30
12/9	@ New Jersey	W 6-2	15-13-2	32
12/11	Winnipeg	W 8-6	16-13-2	34
12/12	@ Philadelphia	W 5-2	17-13-2	36
12/16	@ Hartford	L 3-6	17-14-2	36
12/18	Hartford	W 4-3	18-14-2	38
12/19	@ Boston	L 3-4	18-15-2	38
12/21	@ Ottawa	W 4-3	19-15-2	40
12/23	@ Buffalo	L 1-4	19-16-2	40
12/26	Philadelphia	T 5-5*	19-16-3	41
12/29	NY Rangers	W 4-3*	20-16-3	43
1/1	New Jersey	W 9-2	21-16-3	45
1/2	Chicago	T 2-2*	21-16-4	46
1/7	@ Philadelphia	L 2-8	21-17-4	46
1/9	Edmonton	W 4-3	22-17-4	48
1/13	@ NY Rangers	L 4-5	22-18-4	48
1/14	@ NY Islanders	W 3-0	23-18-4	50
1/17	@ Tampa Bay	W 5-3	24-18-4	52
1/21	@ Chicago	L 2-6	24-19-4	52
1/23	Ottawa	W 6-4	25-19-4	54
1/26	@ Pittsburgh	L 3-6	25-20-4	54
1/27	@ Buffalo	L 3-4	25-21-4	54
1/29	Quebec	T 3-3*	25-21-5	55
1/31	Pittsburgh	T 2-2*	25-21-6	56
2/2	Calgary	L 4-6	25-22-6	56
2/9	@ Minnesota	W 3-2	26-22-6	58
2/11	@ St. Louis	W 10-6	27-22-6	60
2/13	@ Los Angeles	W 10-3	28-22-6	62
2/16	@ San Jose	W 4-3	29-22-6	64
2/20	Los Angeles	W 7-3	30-22-6	66
2/21	St. Louis	W 5-2	31-22-6	68
2/23	@ NY Islanders	W 4-2	32-22-6	70
2/27	@ Boston	L 4-5*	32-23-6	70
2/28	Pittsburgh	L 2-4	32-24-6	70
3/2	Vancouver	T 3-3*	32-24-7	71
3/5	Philadelphia	L 0-3	32-25-7	71
3/7	NY Islanders	L 2-3	32-26-7	71
3/9	Toronto	W 3-1	33-26-7	73
3/11	@ Philadelphia	L 4-6	33-27-7	73
3/16 ##	@ Detroit	W 4-2	34-27-7	75
3/18	@ Pittsburgh	L 5-7	34-28-7	75
3/19	Hartford	W 5-2	35-28-7	77
3/21	San Jose	W 5-3	36-28-7	79
3/23	Quebec	W 5-1	37-28-7	81
3/25 *	@ NY Islanders	W 5-2	38-28-7	83
3/27	New Jersey	L 2-5	38-29-7	83
3/28	Pittsburgh	L 1-4	38-30-7	83
3/30	Buffalo	W 4-1	39-30-7	85
4/2	Montreal	W 4-0	40-30-7	87
4/4	NY Rangers	L 0-4	40-31-7	87
4/6	NY Islanders	L 2-3	40-32-7	87
4/8	@ Philadelphia	L 3-4	40-33-7	87
4/10	New Jersey	L 3-5	40-34-7	87
4/12	@ Montreal	W 3-2*	41-34-7	89
4/14	@ NY Rangers	W 2-0	42-34-7	91
4/16 **	NY Rangers	W 4-2	43-34-7	93

# Indianapolis      ## Milwaukee, Wis.  
\* Postponed from March 14 due to snow  
\*\* Postponed from March 13 due to snow  
\* Denotes overtime game

# 1991-92

	W	L	T	PTS
Home	25	12	3	53
Away	20	15	5	45
1st Half	26	13	1	53
2nd Half	19	14	7	45
October	9	3	0	18
November	9	5	0	18
December	7	5	1	15
January	4	4	3	11
February	8	4	2	18
March	7	5	1	15
April	1	1	1	3

**Head Coach**  
Terry Murray



DALE HUNTER

Player	GP	G	A	PTS	PIM	+/-	PP	SH	GW
Michal Pivonka	80	23	57	80	47	10	7	4	2
Dale Hunter	80	28	50	78	205	-2	13	0	4
Dino Ciccarelli	78	38	38	76	78	-10	13	0	7
Dimitri Khristich	80	36	37	73	35	24	14	1	7
Mike Ridley	80	29	40	69	38	3	5	5	3
Randy Burridge	66	23	44	67	50	-4	9	0	3
Peter Bondra	71	28	28	56	42	16	4	0	3
Calle Johansson	80	14	42	56	49	2	5	2	2
Kevin Hatcher	79	17	37	54	105	18	8	1	2
Kelly Miller	78	14	38	52	49	20	0	1	3
Al Iafrate	78	17	34	51	180	1	6	0	1
Sylvain Cote	78	11	29	40	31	7	6	0	2
John Druce	67	19	18	37	39	14	1	0	3
Todd Krygier	67	13	17	30	107	-1	1	0	1
Paul MacDermid	74	12	16	28	194	-6	2	0	2
Washington	15	2	5	7	43	2	0	0	0
Alan May	75	6	9	15	221	-7	0	0	1
Rod Langway	64	0	13	13	22	11	0	0	0
Mike Lalor	64	5	7	12	64	14	0	0	1
Dave Tippett	30	2	10	12	16	2	0	0	0
Nick Kypreos	65	4	6	10	206	-3	0	0	0
Tim Bergland	22	1	4	5	2	-3	0	0	0
Jeff Greenlaw	5	0	1	1	34	-1	0	0	0
*Brad Schlegel	15	0	1	1	0	-4	0	0	0
Mike Liut	21	0	1	1	2	E	0	0	0
*Jason Woolley	1	0	0	0	0	1	0	0	0
*Steve Konowalchuk	1	0	0	0	0	E	0	0	0
Shawn Chambers	2	0	0	0	2	-3	0	0	0
Jim Hrivnak	12	0	0	0	0	E	0	0	0
Ken Sabourin	19	0	0	0	48	-5	0	0	0
Don Beaupre	54	0	0	0	30	E	0	0	0

Goaltender	GP	MIN	GA	SO	EN	GAA	W-L-T
Don Beaupre	54	3,108	166	1	2	3.20	29-17-6
Mike Liut	21	1,123	70	1	1	3.74	10-7-2
Jim Hrivnak	12	605	35	0	1	3.47	6-3-0

\* Indicates rookie

# 45-27-8, 98 points

Date	Opponent	Result	Record	Pts
10/4	Philadelphia	W 5-2	1-0-0	2
10/5	Buffalo	W 3-1	2-0-0	4
10/9	@ Toronto	W 5-4	3-0-0	6
10/11	NY Rangers	W 5-1	4-0-0	8
10/12	Chicago	L 2-7	4-1-0	8
10/14	@ NY Rangers	W 5-3	5-1-0	10
10/18	New Jersey	W 6-5	6-1-0	12
10/19	@ New Jersey	W 5-1	7-1-0	14
10/23	@ Edmonton	W 6-5	8-1-0	16
10/24	@ Vancouver	L 1-3	8-2-0	16
10/27	@ Winnipeg	L 5-6	8-3-0	16
10/29	@ Pittsburgh	W 8-0	9-3-0	18
11/1	Toronto	W 4-0	10-3-0	20
11/2	@ NY Islanders	W 7-4	11-3-0	22
11/8	Detroit	L 4-5	11-4-0	22
11/10	@ Quebec	W 10-3	12-4-0	24
11/11	@ Montreal	W 4-2	13-4-0	26
11/13	@ NY Rangers	W 5-3	14-4-0	28
11/15	Pittsburgh	W 6-2	15-4-0	30
11/20	@ New Jersey	L 5-6*	15-5-0	30
11/22	Boston	W 6-3	16-5-0	32
11/23	@ Hartford	W 3-2	17-5-0	34
11/25	@ Detroit	L 4-5	17-6-0	34
11/27	Montreal	W 3-1	18-6-0	36
11/29	NY Islanders	L 2-3	18-7-0	36
11/30	@ NY Islanders	L 1-8	18-8-0	36
12/5	@ Philadelphia	W 6-3	19-8-0	38
12/7	@ Minnesota	W 4-2	20-8-0	40
12/8	@ Winnipeg	L 3-4	20-9-0	40
12/10	Calgary	W 4-1	21-9-0	42
12/13	NY Rangers	L 3-5	21-10-0	42
12/14	@ Pittsburgh	W 7-2	22-10-0	44
12/17	Quebec	W 3-1	23-10-0	46
12/18	@ Buffalo	T 2-2*	23-10-1	47
12/20	Toronto	W 4-3	24-10-1	49
12/22	@ Philadelphia	L 3-4*	24-11-1	49
12/26	NY Rangers	L 6-8	24-12-1	49
12/28	Pittsburgh	L 2-6	24-13-1	49
12/29	@ New Jersey	W 4-3	25-13-1	51
1/1	NY Islanders	W 8-5	26-13-1	53
1/3	Vancouver	T 3-3*	26-13-2	54
1/4	@ Hartford	T 2-2*	26-13-3	55
1/7	Minnesota	L 3-5	26-14-3	55
1/10	Los Angeles	W 7-4	27-14-3	57
1/12	@ Chicago	L 2-4	27-15-3	57
1/14	@ St. Louis	W 6-1	28-15-3	59
1/16	@ Los Angeles	T 2-2*	28-15-4	60
1/24	New Jersey	L 2-5	28-16-4	60
1/26	Pittsburgh	W 6-4	29-16-4	62
1/28	@ Philadelphia	L 2-3	29-17-4	62
2/1	Calgary	W 5-2	30-17-4	64
2/4	@ Buffalo	L 3-7	30-18-4	64
2/5	@ Detroit	L 1-4	30-19-4	64
2/7	NY Rangers	W 6-2	31-19-4	66
2/9	San Jose	W 6-2	32-19-4	68
2/11	@ Quebec	W 4-3	33-19-4	70
2/13	@ Calgary	T 4-4*	33-19-5	71
2/15	@ Los Angeles	L 3-6	33-20-5	71
2/18	@ San Jose	W 4-2	34-20-5	73
2/22	Philadelphia	W 7-5	35-20-5	75
2/23	@ NY Islanders	W 4-1	36-20-5	77
2/25	Pittsburgh	W 5-3	37-20-5	79
2/27	@ St. Louis	L 3-7	37-21-5	79
2/29	@ Boston	T 5-5*	37-21-6	80
3/1	Boston	L 1-4	37-22-6	80
3/3	Minnesota	L 1-3	37-23-6	80
3/6	Winnipeg	T 3-3*	37-23-7	81
3/7	New Jersey	W 3-2*	38-23-7	83
3/9	@ NY Rangers	W 5-2	39-23-7	85
3/14	@ Philadelphia	L 1-3	39-24-7	85
3/15	NY Islanders	W 5-2	40-24-7	87
3/17	St. Louis	W 6-4	41-24-7	89
3/20	Philadelphia	L 6-7	41-25-7	89
3/22	Edmonton	W 6-2	42-25-7	91
3/24	Hartford	L 2-8	42-26-7	91
3/27	Montreal	W 4-3	43-26-7	93
3/29	Vancouver	W 7-4	44-26-7	95
4/12	@ New Jersey	W 4-3*	45-26-7	97
4/13	NY Islanders	T 1-1*	45-26-8	98
4/15	@ Pittsburgh	L 1-4	45-27-8	98

\* Denotes overtime game

1990-91

37-36-7, 81 points

	W	L	T	PTS
Home	21	14	5	47
Away	16	22	2	34
1st Half	18	21	1	37
2nd Half	19	15	6	44
October	7	7	0	14
November	7	7	0	14
December	4	8	1	9
January	6	5	2	14
February	4	5	2	10
March	9	4	2	20

Head Coach  
Terry Murray



KEVIN HATCHER

Player	GP	G	A	PTS	PIM	+/-	PP	SH	GW
Kevin Hatcher	79	24	50	74	69	-10	9	2	3
Mike Ridley	79	23	48	71	26	9	6	5	4
Michal Pivonka	79	20	50	70	34	3	6	0	4
John Druce	80	22	36	58	46	4	7	1	4
Calle Johansson	80	11	41	52	23	-2	2	1	2
Kelly Miller	80	24	26	50	29	10	4	2	3
Dale Hunter	76	16	30	46	234	-22	9	0	2
Dino Ciccarelli	54	21	18	39	66	-17	2	0	2
Al Iafrate	72	9	23	32	237	-16	2	0	1
Washington	30	6	8	14	124	-1	0	1	1
Stephen Leach	68	11	19	30	99	-9	4	0	1
*Peter Bondra	54	12	16	28	47	-10	4	0	1
*Dimitri Khristich	40	13	14	27	21	-1	1	0	0
*Mikhail Tatarinov	65	8	15	23	82	-4	3	1	1
Bob Rouse	47	5	15	20	65	-7	1	0	0
Nick Kypreos	79	9	9	18	196	-4	0	0	3
Dave Tippett	61	6	9	15	24	-13	0	0	2
Tim Bergland	47	5	9	14	21	-1	0	0	0
Peter Zedel	20	7	5	12	10	-13	6	0	0
Alan May	67	4	6	10	264	-10	0	0	0
*Ken Sabourin	44	2	7	9	117	15	0	0	0
Washington	28	1	4	5	81	6	0	0	0
Rod Langway	56	1	7	8	24	12	0	0	0
Bob Joyce	17	3	3	6	8	3	0	0	1
Mike Lalor	68	1	5	6	61	-23	0	0	0
Chris Felix	8	0	4	4	0	E	0	0	0
Rob Murray	17	0	3	3	19	E	0	0	0
*Jeff Greenlaw	10	2	0	2	10	1	0	0	1
Alfie Turcotte	6	1	1	2	0	-1	0	0	1
*John Purves	7	1	0	1	0	-3	0	0	1
Joel Quenneville	9	1	0	1	0	-8	0	0	0
*Mark Ferner	7	0	1	1	4	-2	0	0	0
*Bob Babcock	1	0	0	0	0	E	0	0	0
*Ken Lovsin	1	0	0	0	0	-2	0	0	0
*Kent Paynter	1	0	0	0	15	E	0	0	0
*Reggie Savage	1	0	0	0	0	-1	0	0	0
*Steve Seftel	4	0	0	0	2	-2	0	0	0
*Steve Maltais	7	0	0	0	2	-1	0	0	0
*Jim Hrivnak	9	0	0	0	0	E	0	0	0
John Kordic	10	0	0	0	110	1	0	0	0
Washington	7	0	0	0	101	1	0	0	0
Mike Liut	35	0	0	0	0	E	0	0	0
Don Beaupre	45	0	0	0	18	E	0	0	0
Goaltender	GP	MIN	GA	SO	EN	GAA	W-L-T		
Don Beaupre	45	2,572	113	5	3	2.64	20-18-3		
Mike Liut	35	1,834	114	0	2	3.73	13-16-3		
Jim Hrivnak	9	432	26	0	0	3.61	4-2-1		

\* Indicates rookie

Date	Opponent	Result	Record	Pts
10/5	Pittsburgh	L 4-7	0-1-0	0
10/6	Detroit	W 6-4	1-1-0	2
10/10	@ NY Rangers	L 2-4	1-2-0	2
10/12	Winnipeg	W 3-1	2-2-0	4
10/13	NY Rangers	L 2-5	2-3-0	4
10/15	@ Montreal	L 1-3	2-4-0	4
10/17	@ New Jersey	L 2-3	2-5-0	4
10/19	NY Islanders	W 4-3	3-5-0	6
10/20	New Jersey	W 4-0	4-5-0	8
10/23	@ Philadelphia	W 6-2	5-5-0	10
10/25	@ Chicago	L 2-3*	5-6-0	10
10/27	@ Calgary	L 4-9	5-7-0	10
10/28	@ Edmonton	W 1-0	6-7-0	12
10/30	@ Vancouver	W 2-1	7-7-0	14
11/2	Los Angeles	W 4-3	8-7-0	16
11/3	@ NY Islanders	W 5-2	9-7-0	18
11/6	@ Quebec	W 4-1	10-7-0	20
11/10	Buffalo	L 2-4	10-8-0	20
11/11	Boston	L 3-5	10-9-0	20
11/14	@ Toronto	L 3-5	10-10-0	20
11/16	Chicago	L 3-4	10-11-0	20
11/17	@ Hartford	L 2-4	10-12-0	20
11/19	@ Detroit	W 3-2*	11-12-0	22
11/21	Toronto	W 5-3	12-12-0	24
11/23	Pittsburgh	W 7-3	13-12-0	26
11/24	@ Pittsburgh	L 2-3*	13-13-0	26
11/28	@ NY Rangers	W 6-3	14-13-0	28
11/30	Montreal	L 3-4	14-14-0	28
12/1	@ NY Islanders	W 3-1	15-14-0	30
12/5	@ Pittsburgh	W 3-1	16-14-0	32
12/7	New Jersey	W 5-2	17-14-0	34
12/8	@ New Jersey	L 2-4	17-15-0	34
12/11	Philadelphia	W 4-1	18-15-0	36
12/15	Hartford	L 2-3	18-16-0	36
12/17	@ NY Rangers	L 3-5	18-17-0	36
12/19	@ Chicago	L 2-3	18-18-0	36
12/20	@ St. Louis	T 3-3*	18-18-1	37
12/22	Toronto	L 2-5	18-19-1	37
12/26	Pittsburgh	L 3-7	18-20-1	37
12/28	NY Rangers	L 3-5	18-21-1	37
12/29	@ Quebec	L 3-4	18-22-1	37
1/1	New Jersey	W 4-3	19-22-1	39
1/4	Philadelphia	T 3-3*	19-22-2	40
1/5	@ Boston	W 5-3	20-22-2	42
1/11	Calgary	W 4-2	21-22-2	44
1/12	@ Montreal	L 1-4	21-23-2	44
1/15	@ St. Louis	L 3-7	21-24-2	44
1/17	@ Minnesota	L 2-5	21-25-2	44
1/22	@ Detroit	W 2-1*	22-25-2	46
1/24	@ Philadelphia	L 1-6	22-26-2	46
1/25	Minnesota	T 2-2*	22-26-3	47
1/27	NY Islanders	W 5-4*	23-26-3	49
1/29	@ Pittsburgh	L 2-3*	23-27-3	49
1/31	@ NY Islanders	W 4-3*	24-27-3	51
2/2	Winnipeg	L 2-4	24-28-3	51
2/5	Vancouver	W 5-3	25-28-3	53
2/8	Edmonton	W 6-3	26-28-3	55
2/10	Philadelphia	W 5-2	27-28-3	57
2/15	@ Calgary	L 2-8	27-29-3	57
2/16	@ Vancouver	L 2-4	27-30-3	57
2/18	@ Los Angeles	L 2-5	27-31-3	57
2/22	NY Rangers	W 3-2	28-31-3	59
2/24	Pittsburgh	T 5-5*	28-31-4	60
2/25	@ New Jersey	L 1-5	28-32-4	60
2/27	@ NY Rangers	T 4-4*	28-32-5	61
3/2	NY Islanders	W 3-2	29-32-5	63
3/5	Los Angeles	T 3-3*	29-32-6	64
3/8	@ Winnipeg	W 2-1	30-32-6	66
3/10	@ Edmonton	W 5-3	31-32-6	68
3/12	Hartford	L 2-3	31-33-6	68
3/14	Quebec	W 5-3	32-33-6	70
3/16	Philadelphia	W 6-0	33-33-6	72
3/19	St. Louis	L 1-2	33-34-6	72
3/21	@ NY Islanders	W 6-2	34-34-6	74
3/22	Minnesota	W 3-1	35-34-6	76
3/24	Boston	T 3-3*	35-34-7	77
3/26	Buffalo	L 2-4	35-35-7	77
3/28	@ Philadelphia	W 3-0	36-35-7	79
3/30	New Jersey	W 4-0	37-35-7	81
3/31	@ Buffalo	L 2-5	37-36-7	81

\* Denotes overtime game

## 1989-90

	W	L	T	PTS
Home	19	18	3	41
Away	17	20	3	37
1st Half	18	18	4	40
2nd Half	18	20	2	38
October	3	7	3	9
November	6	4	1	13
December	9	5	0	18
January	5	10	0	10
February	5	7	0	10
March	7	5	2	16
April	1	0	0	2

## Head Coach

Bryan Murray: 18-24-4

Terry Murray (Jan. 15): 18-14-2



DINO CICCARELLI

Player	GP	G	A	PTS	PIM	+/-	PP	SH	GW
Dino Ciccarelli	80	41	38	79	122	-5	10	0	6
Geoff Courtnall	80	35	39	74	104	27	9	0	2
Mike Ridley	74	30	43	73	27	E	8	3	3
Michal Pivonka	77	25	39	64	54	-7	10	3	0
Dale Hunter	80	23	39	62	233	17	9	1	6
Kevin Hatcher	80	13	41	54	102	4	4	0	2
Kelly Miller	80	18	22	40	49	-2	3	2	2
Scott Stevens	56	11	29	40	154	1	7	0	0
Calle Johansson	70	8	31	39	25	7	4	0	2
Stephen Leach	70	18	14	32	104	10	0	0	2
John Tucker	46	10	21	31	12	8	2	0	1
Washington	38	9	19	28	10	11	1	0	1
Bob Rouse	70	4	16	20	123	-2	0	0	2
*Alan May	77	7	10	17	339	-1	1	0	2
Bob Joyce	47	6	10	16	26	-6	1	0	1
Washington	24	5	8	13	4	2	1	0	1
Yvon Corriveau	50	9	6	15	50	-1	1	0	1
Bill Houlder	41	1	11	12	28	8	0	0	0
John Druce	45	8	3	11	52	-3	1	0	1
Dave Christian	28	3	8	11	4	-12	0	0	1
*Nick Kypreos	31	5	4	9	82	2	0	0	2
*Rob Murray	41	2	7	9	58	-10	0	0	0
Doug Wickenheiser	27	1	8	9	20	1	0	0	0
Rod Langway	58	0	8	8	39	7	0	0	0
*Tim Bergland	32	2	5	7	31	2	0	0	0
Neil Sheehy	59	1	5	6	291	8	0	0	0
Scot Kleinendorst	15	1	3	4	16	4	0	0	0
*Kent Paynter	13	1	2	3	18	-7	0	0	0
*Mike Richard	3	0	2	2	2	E	0	0	0
Alfie Turcotte	4	0	2	2	0	E	0	0	0
*Robin Bawa	5	1	0	1	6	-3	0	0	0
*Chris Felix	6	1	0	1	2	-6	1	0	0
*Brian Tutt	7	1	0	1	2	-4	0	0	0
*Jim Hrivnak	11	0	1	1	0	E	0	0	0
Don Beaupre	48	0	1	1	24	E	0	0	0
*Tyler Larter	1	0	0	0	0	-1	0	0	0
Alain Cote	2	0	0	0	7	-2	0	0	0
*Mark Ferner	2	0	0	0	0	-1	0	0	0
*Olie Kolzig	2	0	0	0	0	E	0	0	0
*Jim Mathieson	2	0	0	0	4	E	0	0	0
*Dennis Smith	4	0	0	0	0	E	0	0	0
*Steve Maltais	8	0	0	0	2	-2	0	0	0
Bob Mason	16	0	0	0	4	E	0	0	0
Mike Liut	37	0	0	0	0	E	0	0	0
Washington	8	0	0	0	0	E	0	0	0

## Goaltender

GP	MIN	GA	SO	EN	GAA	W-L-T
Don Beaupre	48	2,793	150	2	3	3.22 23-18-5
Mike Liut	37	2,161	91	4	6	2.53 19-16-1
Washington	8	478	17	1	3	2.13 4-4-0
Bob Mason	16	822	48	0	4	3.50 4-9-1
*Jim Hrivnak	11	609	36	0	2	3.55 5-5-0
*Olie Kolzig	2	120	12	0	0	6.00 0-2-0

\* Indicates rookie

## 36-38-6, 78 points

Date	Opponent	Result	Record	Pts
10/6	Philadelphia	W 5-3	1-0-0	2
10/7	Chicago	L 2-3	1-1-0	2
10/11	@ Hartford	L 1-4	1-2-0	2
10/13	NY Rangers	W 7-4	2-2-0	4
10/14	Calgary	T 4-4*	2-2-1	5
10/16	@ Montreal	W 4-3*	3-2-1	7
10/20	NY Islanders	L 3-5	3-3-1	7
10/21	@ Toronto	L 4-8	3-4-1	7
10/23	@ Calgary	T 3-3*	3-4-2	8
10/25	@ Winnipeg	L 4-6	3-5-2	8
10/28	@ St. Louis	L 0-1	3-6-2	8
10/29	@ Chicago	L 0-1	3-7-2	8
10/31	St. Louis	T 1-1*	3-7-3	9
11/3	Toronto	W 2-1	4-7-3	11
11/5	@ Quebec	W 3-0	5-7-3	13
11/7	@ NY Islanders	W 5-3	6-7-3	15
11/10	Boston	L 3-5	6-8-3	15
11/11	Edmonton	L 3-5	6-9-3	15
11/14	@ Vancouver	T 4-4*	6-9-4	16
11/18	@ Los Angeles	L 3-5	6-10-4	16
11/22	NY Islanders	W 5-3	7-10-4	18
11/24	Pittsburgh	L 4-7	7-11-4	18
11/25	@ Pittsburgh	W 4-1	8-11-4	20
11/29	@ Detroit	W 5-3	9-11-4	22
12/1	Philadelphia	L 2-3	9-12-4	22
12/2	@ New Jersey	W 5-3	10-12-4	24
12/5	@ Philadelphia	W 4-3	11-12-4	26
12/6	@ Pittsburgh	L 3-5	11-13-4	26
12/9	@ Boston	W 7-3	12-13-4	28
12/10	@ Buffalo	L 3-4	12-14-4	28
12/15	NY Islanders	L 3-5	12-15-4	28
12/16	@ Hartford	W 5-2	13-15-4	30
12/19	@ Philadelphia	W 2-1	14-15-4	32
12/21	@ Pittsburgh	L 2-5	14-16-4	32
12/23	NY Rangers	W 3-2	15-16-4	34
12/26	Pittsburgh	W 6-3	16-16-4	36
12/27	@ New Jersey	W 3-1	17-16-4	38
12/29	Detroit	W 2-1	18-16-4	40
1/1	Los Angeles	L 4-7	18-17-4	40
1/3	@ NY Rangers	L 1-2	18-18-4	40
1/5	Vancouver	L 2-5	18-19-4	40
1/6	@ Boston	L 3-5	18-20-4	40
1/8	@ Toronto	L 6-8	18-21-4	40
1/10	@ Winnipeg	L 1-6	18-22-4	40
1/12	Pittsburgh	L 4-6	18-23-4	40
1/13	@ NY Islanders	L 2-4	18-24-4	40
1/16	New Jersey	W 9-6	19-24-4	42
1/19	@ Buffalo	W 6-3	20-24-4	44
1/23	Winnipeg	L 3-4	20-25-4	44
1/24	@ New Jersey	L 2-3	20-26-4	44
1/26	Montreal	W 6-3	21-26-4	46
1/28	Philadelphia	W 7-2	22-26-4	48
1/31	@ Minnesota	W 4-3*	23-26-4	50
2/2	@ NY Islanders	L 3-5	23-27-4	50
2/4	Edmonton	L 4-5*	23-28-4	50
2/6	Quebec	W 12-2	24-28-4	52
2/8	@ Pittsburgh	L 5-7	24-29-4	52
2/9	New Jersey	L 3-5	24-30-4	52
2/11	Minnesota	W 5-3	25-30-4	54
2/14	@ Edmonton	W 4-3	26-30-4	56
2/19	@ Los Angeles	L 2-3	26-31-4	56
2/23	NY Rangers	L 3-6	26-32-4	56
2/25	Detroit	W 9-4	27-32-4	58
2/27	Chicago	W 4-0	28-32-4	60
2/28	@ NY Rangers	L 2-3	28-33-4	60
3/2	Hartford	L 3-4	28-34-4	60
3/4	New Jersey	W 4-3	29-34-4	62
3/6	Buffalo	T 1-1*	29-34-5	63
3/9	Quebec	W 4-3	30-34-5	65
3/10	@ Philadelphia	W 4-3	31-34-5	67
3/13	St. Louis	L 1-4	31-35-5	67
3/17	Vancouver	L 1-3	31-36-5	67
3/18	@ Minnesota	W 4-3	32-36-5	69
3/20	NY Islanders	W 3-0	33-36-5	71
3/23	Montreal	L 2-4	33-37-5	71
3/25	Calgary	W 4-1	34-37-5	73
3/27	@ New Jersey	L 1-4	34-38-5	73
3/29	@ Philadelphia	T 2-2*	34-38-6	74
3/31	NY Rangers	W 2-1	35-38-6	76
4/1	@ NY Rangers	W 3-2	36-38-6	78

\* Denotes overtime game

1988-89

41-29-10, 92 points

	W	L	T	PTS
Home	25	12	3	53
Away	16	17	7	39
1st Half	20	15	5	45
2nd Half	21	14	5	47
October	3	7	1	7
November	9	4	1	19
December	7	4	3	17
January	6	3	5	17
February	5	7	0	10
March	10	3	0	20
April	1	1	0	2

Head Coach  
Bryan Murray



ROD LANGWAY

Player	GP	G	A	PTS	PIM	+/-	PP	SH	GW
Mike Ridley	80	41	48	89	49	17	16	0	9
Geoff Courtnall	79	42	38	80	112	11	16	0	6
Dino Ciccarelli	76	44	30	74	76	-6	16	0	8
Washington	11	12	3	15	12	10	3	0	3
Bengt Gustafsson	72	18	51	69	18	13	5	4	6
Scott Stevens	80	7	61	68	225	1	6	0	3
Dave Christian	80	34	31	65	12	2	16	1	1
Dale Hunter	80	20	37	57	219	-3	9	0	3
Mike Gartner	56	26	29	55	71	8	6	0	1
Kelly Miller	78	19	21	40	45	13	2	1	3
Kevin Hatcher	62	13	27	40	101	19	3	0	2
Larry Murphy	65	7	29	36	70	-5	3	0	0
Stephen Leach	74	11	19	30	94	-4	4	0	0
Michal Pivonka	52	8	19	27	30	9	1	0	1
Calle Johansson	59	3	18	21	37	-6	1	0	1
Washington	12	1	7	8	4	1	1	0	0
Rod Langway	76	2	19	21	65	12	0	0	0
Bob Rouse	79	4	15	19	160	-3	0	0	1
Washington	13	0	2	2	36	2	0	0	0
Bobby Gould	75	5	13	18	65	-2	0	1	0
Lou Franceschetti	63	7	10	17	123	-4	0	0	0
*John Druce	48	8	7	15	62	7	0	0	1
Grant Ledyard	61	3	11	14	43	1	1	0	1
Mike Millar	18	6	3	9	4	-4	3	0	1
Doug Wickenheiser	17	3	5	8	4	1	1	0	0
Washington	16	2	5	7	4	E	1	0	0
*Chris Felix	21	0	8	8	8	7	0	0	0
Neil Sheehy	72	3	4	7	179	-1	0	0	0
Peter Sundstrom	35	4	2	6	14	-5	0	0	0
Yvon Corrivau	33	3	2	5	62	E	0	0	0
Bill Houlder	8	0	3	3	4	7	0	0	0
Jim Thomson	14	2	0	2	53	-3	0	0	0
Scot Kleinendorst	27	0	2	2	46	-11	0	0	0
Washington	3	0	1	1	10	E	0	0	0
Kent Carlson	2	1	0	1	0	2	0	0	0
Pete Peeters	33	0	1	1	8	E	0	0	0
*Shawn Cronin	1	0	0	0	0	E	0	0	0
Don Beaupre	12	0	0	0	6	E	0	0	0
Washington	11	0	0	0	6	E	0	0	0
Clint Malarchuk	42	0	0	0	16	E	0	0	0
Goaltender	GP	MIN	GA	SO	EN	GAA	W-L-T		
Clint Malarchuk	42	2,428	141	1	1	3.48	16-18-7		
Pete Peeters	33	1,854	88	4	0	2.85	20-7-3		
Don Beaupre	12	637	31	1	0	2.92	5-5-0		
Washington	11	578	28	1	1	2.91	5-4-0		

\* Indicates rookie

Date	Opponent	Result	Record	Pts
10/7	Pittsburgh	L 4-6	0-1-0	0
10/8	Buffalo	W 6-2	1-1-0	2
10/11	@ Pittsburgh	L 7-8	1-2-0	2
10/14	Toronto	L 1-3	1-3-0	2
10/15	New Jersey	W 8-5	2-3-0	4
10/19	@ NY Rangers	L 1-5	2-4-0	4
10/21	NY Rangers	L 1-4	2-5-0	4
10/23	@ Winnipeg	L 2-3	2-6-0	4
10/25	@ Vancouver	W 4-3*	3-6-0	6
10/28	@ Calgary	T 2-2*	3-6-1	7
10/29	@ Edmonton	L 3-4*	3-7-1	7
11/1	@ Detroit	T 3-3*	3-7-2	8
11/4	NY Islanders	W 4-2	4-7-2	10
11/5	@ NY Islanders	L 3-4*	4-8-2	10
11/10	Quebec	W 4-1	5-8-2	12
11/12	New Jersey	L 3-6	5-9-2	12
11/15	Minnesota	W 4-2	6-9-2	14
11/18	Hartford	W 3-2	7-9-2	16
11/19	@ New Jersey	W 3-2	8-9-2	18
11/22	@ NY Islanders	W 4-2	9-9-2	20
11/23	NY Islanders	W 7-6	10-9-2	22
11/25	Pittsburgh	L 3-5	10-10-2	22
11/27	@ Detroit	W 4-3	11-10-2	24
11/29	St. Louis	W 4-3	12-10-2	26
11/30	@ Pittsburgh	L 4-6	12-11-2	26
12/3	Boston	T 1-1*	12-11-3	27
12/6	Philadelphia	W 4-3	13-11-3	29
12/7	@ New Jersey	L 1-5	13-12-3	29
12/10	@ Montreal	T 0-0*	13-12-4	30
12/11	@ Buffalo	W 6-4	14-12-4	32
12/13	@ Quebec	W 4-1	15-12-4	34
12/15	@ Philadelphia	L 1-4	15-13-4	34
12/17	Winnipeg	W 6-3	16-13-4	36
12/19	@ NY Rangers	L 1-3	16-14-4	36
12/21	@ Chicago	W 4-3	17-14-4	38
12/23	NY Rangers	T 2-2*	17-14-5	39
12/27	Philadelphia	W 4-3	18-14-5	41
12/30	Buffalo	W 5-3	19-14-5	43
12/31	@ NY Islanders	L 4-6	19-15-5	43
1/2	Pittsburgh	W 8-0	20-15-5	45
1/4	@ NY Rangers	T 3-3*	20-15-6	46
1/6	Toronto	W 3-0	21-15-6	48
1/7	Chicago	W 6-3	22-15-6	50
1/10	@ Quebec	T 4-4*	22-15-7	51
1/11	@ Toronto	W 3-2	23-15-7	53
1/13	Edmonton	W 5-3	24-15-7	55
1/15	Boston	L 3-4	24-16-7	55
1/20	New Jersey	L 5-6*	24-17-7	55
1/22	Detroit	L 3-4	24-18-7	55
1/24	Los Angeles	T 4-4*	24-18-8	56
1/26	@ Philadelphia	W 1-0	25-18-8	58
1/28	@ St. Louis	T 4-4*	25-18-9	59
1/30	@ Minnesota	T 4-4*	25-18-10	60
2/1	@ NY Rangers	W 4-3*	26-18-10	62
2/3	Hartford	W 1-0	27-18-10	64
2/5	Philadelphia	L 1-3	27-19-10	64
2/10	Los Angeles	L 6-7*	27-20-10	64
2/11	Calgary	L 1-2	27-21-10	64
2/14	@ St. Louis	W 5-3	28-21-10	66
2/15	@ Chicago	L 4-7	28-22-10	66
2/17	@ Edmonton	W 8-2	29-22-10	68
2/19	@ Vancouver	L 2-3	29-23-10	68
2/20	@ Calgary	L 2-6	29-24-10	68
2/22	@ Los Angeles	W 7-2	30-24-10	70
2/28	Minnesota	L 3-4	30-25-10	70
3/3	Pittsburgh	W 4-2	31-25-10	72
3/5	Vancouver	W 3-0	32-25-10	74
3/8	@ Montreal	L 2-3	32-26-10	74
3/9	@ Boston	W 7-2	33-26-10	76
3/11	NY Rangers	W 4-2	34-26-10	78
3/14	Winnipeg	W 6-3	35-26-10	80
3/17	Montreal	W 4-1	36-26-10	82
3/18	@ Hartford	W 8-2	37-26-10	84
3/22	@ Pittsburgh	W 5-4	38-26-10	86
3/24	Philadelphia	W 6-1	39-26-10	88
3/26	NY Islanders	W 3-2	40-26-10	90
3/28	@ NY Islanders	L 4-5	40-27-10	90
3/30	@ Philadelphia	L 4-5	40-28-10	90
4/1	New Jersey	W 6-4	41-28-10	92
4/2	@ New Jersey	L 4-7	41-29-10	92

\* Denotes overtime game

# 1987-88

	W	L	T	PTS
Home	22	14	4	48
Away	16	19	5	37
1st Half	18	17	5	41
2nd Half	20	16	4	44
October	6	4	1	13
November	4	7	1	9
December	6	6	3	15
January	8	5	1	17
February	7	4	0	14
March	7	6	2	16
April	0	1	1	1

**Head Coach**  
Bryan Murray



SCOTT STEVENS

Player	GP	G	A	PTS	PIM	+/-	PP	SH	GW
Mike Gartner	80	48	33	81	73	20	19	0	7
Scott Stevens	80	12	60	72	184	14	5	1	2
Larry Murphy	79	8	53	61	72	2	7	0	1
Mike Ridley	70	28	31	59	22	1	12	0	3
Dale Hunter	79	22	37	59	240	7	11	0	1
Dave Christian	80	37	21	58	26	-14	14	0	5
Bengt Gustafsson	78	18	36	54	29	2	7	5	3
Kevin Hatcher	71	14	27	41	137	1	5	0	3
Michal Pivonka	71	11	23	34	28	1	3	0	0
Kelly Miller	80	9	23	32	35	9	0	1	3
Garry Galley	58	7	23	30	44	11	3	0	0
Greg Adams	78	15	12	27	153	-3	3	0	0
Bobby Gould	72	12	14	26	56	-1	0	0	2
Peter Sundstrom	76	8	17	25	34	-2	0	1	1
*Yvon Corriveau	44	10	9	19	84	17	0	0	1
Rod Langway	63	3	13	16	28	1	0	0	1
Grant Ledyard	45	5	10	15	66	-11	2	0	1
Washington	21	4	3	7	14	-4	1	0	1
Lou Franceschetti	59	4	8	12	113	2	1	0	1
Greg Smith	54	1	6	7	67	5	0	0	0
*Bill Houlder	30	1	2	3	10	-2	0	0	0
Stephen Leach	8	1	1	2	17	2	0	0	1
Clint Malarchuk	54	0	2	2	10	E	0	0	0
Ed Kastelic	35	1	0	1	78	-3	0	0	0
Dave Jensen	5	0	1	1	4	E	0	0	0
Pete Peters	35	0	1	1	10	E	0	0	0
*Yves Beaudoin	1	0	0	0	0	-1	0	0	0
Mike Richard	4	0	0	0	0	-1	0	0	0

Goaltender	GP	MIN	GA	SO	EN	GAA	W-L-T
Clint Malarchuk	54	2,926	154	4	2	3.16	24-20-4
Pete Peeters	35	1,896	88	2	3	2.78	14-12-5
*Alain Raymond	1	40	2	0	0	3.00	0-1-0

\* Indicates rookie

# 38-33-9, 85 points

Date	Opponent	Result	Record	Pts
10/8	@ Boston	L 3-4	0-1-0	0
10/10	Chicago	W 6-4	1-1-0	2
10/11	@ Buffalo	L 5-6	1-2-0	2
10/16	Hartford	W 6-2	2-2-0	4
10/17	NY Rangers	W 4-3	3-2-0	6
10/19	@ NY Rangers	W 4-2	4-2-0	8
10/22	@ Philadelphia	W 4-1	5-2-0	10
10/24	Montreal	L 2-3	5-3-0	10
10/27	@ Vancouver	W 3-2	6-3-0	12
10/30	@ Winnipeg	L 2-3*	6-4-0	12
10/31	@ Minnesota	T 3-3*	6-4-1	13
11/3	Vancouver	W 3-2	7-4-1	15
11/6	Quebec	L 1-4	7-5-1	15
11/7	@ New Jersey	L 1-4	7-6-1	15
11/10	@ NY Islanders	L 3-4*	7-7-1	15
11/11	@ Pittsburgh	L 2-3	7-8-1	15
11/14	Minnesota	W 4-1	8-8-1	17
11/17	Detroit	L 0-1	8-9-1	17
11/20	@ Buffalo	L 3-5	8-10-1	17
11/21	@ Hartford	W 4-3	9-10-1	19
11/25	Boston	W 4-1	10-10-1	21
11/27	Pittsburgh	L 2-4	10-11-1	21
11/28	@ Pittsburgh	T 5-5*	10-11-2	22
12/1	Edmonton	W 4-2	11-11-2	24
12/4	NY Islanders	L 4-6	11-12-2	24
12/6	Los Angeles	W 10-3	12-12-2	26
12/8	Calgary	L 4-5	12-13-2	26
12/9	@ Hartford	L 4-5	12-14-2	26
12/12	Chicago	W 2-1	13-14-2	28
12/15	@ Toronto	L 3-5	13-15-2	28
12/16	@ Detroit	L 1-6	13-16-2	28
12/18	Toronto	W 4-2	14-16-2	30
12/20	St. Louis	T 1-1*	14-16-3	31
12/22	@ Quebec	W 2-1	15-16-3	33
12/23	@ Montreal	T 2-2*	15-16-4	34
12/26	Philadelphia	L 2-3	15-17-4	34
12/28	@ Toronto	T 4-4*	15-17-5	35
12/30	@ New Jersey	W 4-3	16-17-5	37
1/1	Pittsburgh	W 5-3	17-17-5	39
1/2	Edmonton	W 2-0	18-17-5	41
1/5	@ Philadelphia	W 3-1	19-17-5	43
1/8	NY Rangers	W 8-4	20-17-5	45
1/10	@ Calgary	L 2-8	20-18-5	45
1/11	@ Edmonton	L 2-3	20-19-5	45
1/13	@ Los Angeles	W 8-3	21-19-5	47
1/16	@ St. Louis	L 1-3	21-20-5	47
1/17	@ Chicago	L 4-5	21-21-5	47
1/19	New Jersey	W 6-4	22-21-5	49
1/23	Buffalo	T 3-3*	22-21-6	50
1/26	Winnipeg	L 2-3	22-22-6	50
1/29	Montreal	W 4-3	23-22-6	52
1/31	Philadelphia	W 1-0*	24-22-6	54
2/2	@ Pittsburgh	L 2-3*	24-23-6	54
2/5	NY Islanders	L 2-4	24-24-6	54
2/6	NY Rangers	L 0-3	24-25-6	54
2/11	@ NY Rangers	W 5-3	25-25-6	56
2/12	NY Islanders	W 6-2	26-25-6	58
2/14	Calgary	W 5-4*	27-25-6	60
2/17	@ New Jersey	W 4-3	28-25-6	62
2/19	@ Winnipeg	W 6-0	29-25-6	64
2/20	@ Minnesota	W 3-0	30-25-6	66
2/24	@ Los Angeles	L 3-4	30-26-6	66
2/27	@ NY Islanders	W 3-0	31-26-6	68
3/1	New Jersey	W 5-3	32-26-6	70
3/2	@ New Jersey	W 6-1	33-26-6	72
3/4	Quebec	W 6-2	34-26-6	74
3/6	Vancouver	W 7-2	35-26-6	76
3/10	@ Philadelphia	L 2-5	35-27-6	76
3/12	NY Rangers	L 2-4	35-28-6	76
3/13	@ Boston	W 3-0	36-28-6	78
3/16	@ NY Rangers	W 8-4	37-28-6	80
3/18	NY Islanders	T 3-3*	37-28-7	81
3/20	New Jersey	L 2-4	37-29-7	81
3/22	St. Louis	L 3-5	37-30-7	81
3/23	@ Pittsburgh	L 1-7	37-31-7	81
3/25	Philadelphia	W 5-3	38-31-7	83
3/29	Detroit	T 2-2*	38-31-8	84
3/31	@ NY Islanders	L 3-7	38-32-8	84
4/2	Pittsburgh	L 6-7*	38-33-8	84
4/3	@ Philadelphia	T 2-2*	38-33-9	85

\* Denotes overtime game

1986-87

	W	L	T	PTS
Home	22	15	3	47
Away	16	17	7	39
1st Half	14	20	6	34
2nd Half	24	12	4	52
October	5	5	1	11
November	2	8	4	8
December	5	6	1	11
January	9	5	2	20
February	6	4	0	12
March	8	4	2	18
April	3	0	0	6

Head Coach  
Bryan Murray



LARRY MURPHY

Player	GP	G	A	PTS	PIM	+/-	PP	SH	GW
Larry Murphy	80	23	58	81	39	25	8	0	4
Mike Gartner	78	41	32	73	61	2	5	6	10
Mike Ridley	78	31	39	70	40	-11	10	0	4
Washington	40	15	19	34	20	-1	6	0	3
Scott Stevens	77	10	51	61	285	15	2	0	0
Craig Laughlin	80	22	30	52	67	-5	11	0	5
Gaetan Duchesne	74	17	35	52	53	18	0	1	4
Dave Christian	76	23	27	50	8	-6	5	0	2
Bobby Gould	78	23	27	50	74	21	1	1	2
Greg Adams	65	14	30	44	184	7	2	0	0
*Michal Pivonka	73	18	25	43	39	-19	4	0	2
Kelly Miller	77	16	26	42	48	5	5	1	1
Washington	39	10	12	22	26	10	3	1	0
Alan Haworth	50	25	16	41	43	3	9	0	2
Garry Galley	48	6	21	27	67	-6	3	0	1
Washington	18	1	10	11	10	3	1	0	0
Rod Langway	78	2	25	27	53	11	0	0	1
Kevin Hatcher	78	8	16	24	146	-28	1	0	2
Lou Franceschetti	75	12	9	21	127	-7	0	0	1
Dave Jensen	46	8	8	16	12	-10	2	0	0
Bob Carpenter	22	5	7	12	21	-7	4	0	0
John Blum	66	2	8	10	133	1	0	0	0
Greg Smith	45	0	9	9	31	-6	0	0	0
John Barrett	55	2	2	4	43	-17	0	0	0
Pete Peeters	37	0	4	4	16	E	0	0	0
Gary Sampson	25	1	2	3	4	-9	0	0	0
*Jeff Greenlaw	22	0	3	3	44	2	0	0	0
*Yvon Corriveau	17	1	1	2	24	-4	0	0	0
*Ed Kastelic	23	1	1	2	83	-2	1	0	0
*Paul Cavallini	6	0	2	2	8	-4	0	0	0
Stephen Leach	15	1	0	1	6	-4	0	0	0
*Yves Beaudoin	6	0	0	0	5	-4	0	0	0
Grant Martin	9	0	0	0	4	-1	0	0	0
*Jim Thomson	10	0	0	0	35	-1	0	0	0
Bob Crawford	15	0	0	0	2	-2	0	0	0
Washington	12	0	0	0	0	E	0	0	0
Goaltender	GP	MIN	GA	SO	EN	GAA	W-L-T		
*Bob Mason	45	2,536	137	0	3	3.24	20-18-5		
Pete Peeters	37	2,002	107	0	3	3.21	17-11-4		
Al Jensen	6	328	27	0	1	4.94	1-3-1		

\* Indicates rookie

38-32-10, 86 points

Date	Opponent	Result	Record	Pts
10/9	@ Pittsburgh	L 4-5	0-1-0	0
10/11	Philadelphia	L 1-6	0-2-0	0
10/13	@ NY Rangers	W 7-6	1-2-0	2
10/16	@ NY Islanders	L 4-7	1-3-0	2
10/18	Buffalo	L 2-4	1-4-0	2
10/20	@ Montreal	W 5-4	2-4-0	4
10/21	@ Quebec	T 4-4*	2-4-1	5
10/24	Minnesota	W 8-2	3-4-1	7
10/25	New Jersey	W 2-1	4-4-1	9
10/28	@ Vancouver	W 5-2	5-4-1	11
10/29	Edmonton	L 3-6	5-5-1	11
11/1	@ Calgary	L 1-4	5-6-1	11
11/4	@ NY Islanders	L 1-7	5-7-1	11
11/5	Vancouver	W 3-2	6-7-1	13
11/8	Chicago	W 3-2	7-7-1	15
11/11	@ Minnesota	T 2-2*	7-7-2	16
11/12	@ Chicago	T 2-2*	7-7-3	17
11/14	Quebec	L 1-4	7-8-3	17
11/16	@ Philadelphia	L 2-6	7-9-3	17
11/18	Los Angeles	L 5-6	7-10-3	17
11/21	@ Detroit	T 3-3*	7-10-4	18
11/22	Pittsburgh	L 4-5	7-11-4	18
11/26	Boston	T 2-2*	7-11-5	19
11/28	Philadelphia	L 2-4	7-12-5	19
11/29	@ Quebec	L 3-4	7-13-5	19
12/1	@ Montreal	W 2-1	8-13-5	21
12/3	@ Winnipeg	T 3-3*	8-13-6	22
12/6	Montreal	W 3-1	9-13-6	24
12/9	New Jersey	W 4-2	10-13-6	26
12/10	@ Toronto	L 2-8	10-14-6	26
12/14	NY Rangers	L 1-3	10-15-6	26
12/17	@ NY Rangers	L 1-6	10-16-6	26
12/19	@ New Jersey	L 4-6	10-17-6	26
12/20	St. Louis	W 5-3	11-17-6	28
12/26	NY Islanders	W 2-1	12-17-6	30
12/28	@ Chicago	L 5-7	12-18-6	30
12/30	Hartford	L 1-3	12-19-6	30
1/1	Pittsburgh	W 4-3	13-19-6	32
1/3	Philadelphia	L 1-4	13-20-6	32
1/5	@ St. Louis	W 6-4	14-20-6	34
1/7	@ Pittsburgh	L 2-5	14-21-6	34
1/9	Pittsburgh	W 3-2	15-21-6	36
1/11	@ Philadelphia	T 2-2*	15-21-7	37
1/13	Winnipeg	L 2-3	15-22-7	37
1/15	@ NY Islanders	W 3-2	16-22-7	39
1/17	@ Hartford	W 6-1	17-22-7	41
1/18	@ New Jersey	W 6-1	18-22-7	43
1/20	New Jersey	W 6-3	19-22-7	45
1/23	@ Buffalo	W 3-2	20-22-7	47
1/24	Buffalo	L 3-6	20-23-7	47
1/27	@ Pittsburgh	L 5-7	20-24-7	47
1/28	@ Detroit	W 2-1	21-24-7	49
1/30	NY Islanders	T 3-3*	21-24-8	50
2/1	Winnipeg	W 6-4	22-24-8	52
2/4	@ NY Rangers	L 2-3	22-25-8	52
2/6	Hartford	L 2-5	22-26-8	52
2/7	NY Rangers	L 4-5	22-27-8	52
2/15	@ Edmonton	W 5-3	23-27-8	54
2/18	@ Los Angeles	L 4-7	23-28-8	54
2/20	@ Vancouver	W 6-3	24-28-8	56
2/22	@ Calgary	W 5-2	25-28-8	58
2/24	Detroit	W 8-2	26-28-8	60
2/27	Edmonton	W 5-2	27-28-8	62
3/1	NY Rangers	W 7-3	28-28-8	64
3/3	New Jersey	W 3-2	29-28-8	66
3/5	@ Philadelphia	L 2-4	29-29-8	66
3/7	@ Boston	L 2-3	29-30-8	66
3/10	Calgary	L 3-6	29-31-8	66
3/13	Toronto	W 10-2	30-31-8	68
3/14	@ St. Louis	T 3-3*	30-31-9	69
3/17	Los Angeles	L 4-5	30-32-9	69
3/20	Pittsburgh	W 4-3	31-32-9	71
3/22	Boston	W 4-3	32-32-9	73
3/24	@ NY Islanders	W 3-1	33-32-9	75
3/27	NY Islanders	T 2-2*	33-32-10	76
3/29	Minnesota	W 4-2	34-32-10	78
3/31	Toronto	W 4-2	35-32-10	80
4/1	@ NY Rangers	W 5-1	36-32-10	82
4/4	Philadelphia	W 3-2*	37-32-10	84
4/5	@ New Jersey	W 6-5*	38-32-10	86

\* Denotes overtime game

# 1985-86

	W	L	T	PTS
Home	30	8	2	62
Away	20	15	5	45
1st Half	25	11	4	54
2nd Half	25	12	3	53
October	4	4	2	10
November	10	3	1	21
December	7	3	1	15
January	8	6	0	16
February	8	3	1	17
March	11	3	1	23
April	2	1	1	5

**Head Coach**  
Bryan Murray



CRAIG LAUGHLIN

Player	GP	G	A	PTS	PIM	+/-	PP	SH	GW
Dave Christian	80	41	42	83	15	2	18	2	4
Mike Gartner	74	35	40	75	63	-5	11	2	4
Craig Laughlin	75	30	45	75	43	24	10	0	4
Bengt Gustafsson	70	23	52	75	26	27	8	4	6
Alan Haworth	71	34	39	73	72	36	7	0	5
Larry Murphy	78	21	44	65	50	2	8	1	2
Bob Carpenter	80	27	29	56	105	-12	7	0	3
Greg Adams	78	18	38	56	152	24	3	0	2
Scott Stevens	73	15	38	53	165	E	3	0	2
Gaetan Duchesne	80	11	28	39	39	10	0	1	3
Bobby Gould	79	19	19	38	26	7	0	3	5
Jorgen Pettersson	70	13	21	34	12	-16	4	0	3
Washington	47	8	16	24	10	-4	2	0	3
Greg Smith	76	5	22	27	94	-11	0	0	0
Washington	14	0	3	3	10	3	0	0	0
Peter Andersson	61	6	16	22	36	-8	3	0	3
Lou Franceschetti	76	7	14	21	131	-4	0	0	2
*Kevin Hatcher	79	9	10	19	119	6	1	0	1
Rod Langway	71	1	17	18	61	27	1	0	0
John Barrett	79	2	15	17	137	-26	0	0	0
Washington	14	0	3	3	12	3	0	0	0
Darren Veitch	62	3	9	12	27	21	0	0	0
Gary Sampson	19	1	4	5	2	-3	0	0	1
Mark Taylor	30	2	1	3	4	-4	0	0	0
Doug Jarvis	25	1	2	3	16	-5	0	0	0
Dwight Schofield	50	1	2	3	127	6	0	0	0
*Stephen Leach	11	1	1	2	2	E	0	0	0
*David Jensen	5	1	0	1	0	1	0	0	0
Daryl Evans	6	0	1	1	0	-1	0	0	0
Grant Martin	11	0	1	1	6	-5	0	0	0
Al Jensen	44	0	1	1	4	E	0	0	0
Bob Mason	1	0	0	0	0	E	0	0	0
*Yvon Corriveau	2	0	0	0	0	-1	0	0	0
*Yves Beaudoin	4	0	0	0	0	-4	0	0	0
Pat Riggins	7	0	0	0	2	E	0	0	0
*Ed Kastelic	15	0	0	0	73	E	0	0	0
Pete Peeters	42	0	2	2	12	E	0	0	0
Washington	34	0	0	0	8	E	0	0	0
Goaltender	GP	MIN	GA	SO	EN	GAA	W-L-T		
Pete Peeters	42	2,506	144	1	3	3.45	22-15-4		
Washington	34	2,021	113	1	3	3.35	19-11-3		
Al Jensen	44	2,437	129	2	3	3.18	28-9-3		
Pat Riggins	7	369	23	0	1	3.74	2-3-1		
Bob Mason	1	16	0	0	0	0.00	1-0-0		

\* Indicates rookie

# 50-23-7, 107 points

Date	Opponent	Result	Record	Pts
10/10	@ NY Rangers	L 2-4	0-1-0	0
10/12	@ New Jersey	L 1-4	0-2-0	0
10/13	Philadelphia	L 2-4	0-3-0	0
10/16	@ Toronto	W 6-5*	1-3-0	2
10/18	@ Buffalo	W 4-1	2-3-0	4
10/19	Buffalo	T 2-2*	2-3-1	5
10/23	@ Calgary	L 2-4	2-4-1	5
10/25	@ Winnipeg	T 7-7*	2-4-2	6
10/27	@ Chicago	W 4-2	3-4-2	8
10/29	St. Louis	W 6-3	4-4-2	10
11/1	NY Islanders	W 5-3	5-4-2	12
11/2	@ NY Islanders	L 3-5	5-5-2	12
11/5	Chicago	W 8-4	6-5-2	14
11/6	@ Pittsburgh	W 4-1	7-5-2	16
11/9	Calgary	L 3-5	7-6-2	16
11/12	Edmonton	W 5-2	8-6-2	18
11/15	Vancouver	W 5-3	9-6-2	20
11/16	@ Boston	T 2-2*	9-6-3	21
11/19	Pittsburgh	W 4-3	10-6-3	23
11/20	@ Pittsburgh	W 3-1	11-6-3	25
11/23	Quebec	W 3-0	12-6-3	27
11/27	Montreal	W 5-3	13-6-3	29
11/29	NY Rangers	L 2-5	13-7-3	29
11/30	New Jersey	W 6-2	14-7-3	31
12/5	St. Louis	W 3-2	15-7-3	33
12/7	Vancouver	W 2-1	16-7-3	35
12/10	Toronto	W 3-2	17-7-3	37
12/14	@ Los Angeles	W 5-4	18-7-3	39
12/17	@ Vancouver	T 4-4*	18-7-4	40
12/18	@ Edmonton	W 5-2	19-7-4	42
12/20	@ Winnipeg	L 4-7	19-8-4	42
12/22	@ Quebec	W 7-5	20-8-4	44
12/26	Quebec	W 4-3	21-8-4	46
12/28	Chicago	L 4-7	21-9-4	46
12/29	@ NY Rangers	L 5-6	21-10-4	46
1/1	NY Rangers	W 3-0	22-10-4	48
1/3	@ New Jersey	W 3-2	23-10-4	50
1/4	New Jersey	W 9-3	24-10-4	52
1/7	Detroit	W 4-3	25-10-4	54
1/9	@ Philadelphia	L 0-4	25-11-4	54
1/11	@ Minnesota	L 3-5	25-12-4	54
1/14	Calgary	L 3-4	25-13-4	54
1/17	@ New Jersey	W 4-3	26-13-4	56
1/18	Philadelphia	W 5-2	27-13-4	58
1/21	Minnesota	W 7-5	28-13-4	60
1/24	NY Islanders	L 5-7	28-14-4	60
1/25	@ Minnesota	W 6-3	29-14-4	62
1/28	@ Detroit	L 0-7	29-15-4	62
1/29	@ Toronto	L 2-5	29-16-4	62
2/1	New Jersey	W 5-4	30-16-4	64
2/2	@ Hartford	W 5-4	31-16-4	66
2/7	Montreal	W 3-2	32-16-4	68
2/8	Edmonton	W 5-4*	33-16-4	70
2/12	@ Pittsburgh	L 1-8	33-17-4	70
2/15	@ Los Angeles	W 4-1	34-17-4	72
2/18	@ NY Islanders	W 5-4	35-17-4	74
2/19	@ Montreal	T 4-4*	35-17-5	75
2/22	@ Philadelphia	L 1-3	35-18-5	75
2/23	@ Buffalo	L 1-4	35-19-5	75
2/25	Detroit	W 4-3*	36-19-5	77
2/27	@ Boston	W 2-1	37-19-5	79
3/1	NY Rangers	W 4-0	38-19-5	81
3/2	@ NY Rangers	W 4-2	39-19-5	83
3/4	New Jersey	W 4-2	40-19-5	85
3/8	@ NY Islanders	W 6-2	41-19-5	87
3/9	NY Islanders	W 3-1	42-19-5	89
3/11	Pittsburgh	W 5-3	43-19-5	91
3/13	@ Philadelphia	L 0-2	43-20-5	91
3/15	@ St. Louis	W 5-4	44-20-5	93
3/17	@ Pittsburgh	W 5-3	45-20-5	95
3/18	Los Angeles	L 2-5	45-21-5	95
3/21	Winnipeg	W 5-3	46-21-5	97
3/23	Philadelphia	W 6-5	47-21-5	99
3/25	Boston	W 6-3	48-21-5	101
3/28	NY Islanders	L 3-4	48-22-5	101
3/29	@ Hartford	T 6-6*	48-22-6	102
4/1	Pittsburgh	W 5-3	49-22-6	104
4/3	Hartford	W 4-2	50-22-6	106
4/5	NY Rangers	T 4-4*	50-22-7	107
4/6	@ Philadelphia	L 3-5	50-23-7	107

\* Denotes overtime game

1984-85

46-25-9, 101 points

	W	L	T	PTS
Home	27	11	2	56
Away	19	14	7	45
1st Half	22	11	7	51
2nd Half	24	14	2	50
October	4	3	2	10
November	5	5	3	13
December	12	2	2	26
January	10	3	0	20
February	7	3	2	16
March	6	8	0	12
April	2	1	0	3

Head Coach  
Bryan Murray



DAVE CHRISTIAN

Player	GP	G	A	PTS	PIM	+/-	PP	SH	GW
Mike Gartner	80	50	52	102	71	16	17	0	11
Bob Carpenter	80	53	42	95	87	20	12	0	7
Dave Christian	80	26	43	69	14	21	5	0	2
Scott Stevens	80	21	44	65	221	38	16	0	5
Larry Murphy	79	14	42	56	51	42	3	0	0
Craig Laughlin	78	16	34	50	38	10	5	0	3
Alan Haworth	76	23	26	49	48	19	4	0	2
Bengt Gustafsson	51	13	29	42	8	13	6	1	3
Gaetan Duchesne	67	15	23	38	32	16	0	1	1
Mike McEwen	56	11	7	38	42	23	4	0	3
Doug Jarvis	80	9	28	37	32	19	1	1	1
Bobby Gould	78	14	19	33	69	9	0	1	3
Bryan Erickson	57	15	13	28	23	11	1	0	1
Rod Langway	79	4	22	26	54	36	0	0	1
*Gary Sampson	46	10	15	25	13	20	0	1	0
Darren Veitch	75	3	18	21	37	33	2	0	0
Mark Taylor	56	8	11	19	21	-9	0	1	1
Washingtion	9	1	1	2	2	-2	0	0	0
Greg Adams	51	6	12	18	72	8	0	0	1
Lou Franceschetti	22	4	7	11	45	1	0	0	1
Peter Andersson	57	0	10	10	21	5	0	0	0
*Dean Evason	15	3	4	7	2	9	0	0	1
Paul Gardner	12	2	4	6	6	-2	2	0	0
Glen Currie	44	1	5	6	19	1	0	0	0
Timo Blomqvist	53	1	4	5	51	10	0	0	0
Jim McGeough	11	3	0	3	12	1	0	0	0
*Andre Hidi	6	2	1	3	9	2	1	0	0
Dave Shand	13	1	1	2	34	1	0	0	0
*Kevin Hatcher	2	1	0	1	0	2	0	1	0
Bob Mason	12	0	1	1	0	E	0	0	0
Pat Riggins	57	0	1	1	2	E	0	0	0
Mikko Leinonen	3	0	1	1	2	1	0	0	0
Al Jensen	14	0	0	0	6	E	0	0	0
Goaltender	GP	MIN	GA	SO	EN	GAA	W-L-T		
Pat Riggins	57	3,388	168	2	6	2.98	28-20-7		
Al Jensen	14	803	34	1	1	2.54	10-3-1		
*Bob Mason	12	661	31	1	0	2.81	8-2-1		

\* Indicates rookie

Date	Opponent	Result	Record	Pts
10/11	@ Philadelphia	T 2-2*	0-0-1	1
10/13	Philadelphia	L 2-4	0-1-1	1
10/14	@ Chicago	W 5-3	1-1-1	3
10/16	Los Angeles	W 5-3	2-1-1	5
10/20	NY Rangers	L 5-6	2-2-1	5
10/24	@ Edmonton	T 3-3*	2-2-2	6
10/25	@ Calgary	L 3-5	2-3-2	6
10/28	@ Vancouver	W 5-2	3-3-2	8
10/30	Calgary	W 4-3*	4-3-2	10
11/3	New Jersey	W 6-4	5-3-2	12
11/7	@ NY Rangers	L 3-4	5-4-2	12
11/9	Edmonton	L 5-8	5-5-2	12
11/10	@ New Jersey	T 2-2*	5-5-3	13
11/13	Minnesota	T 3-3*	5-5-4	14
11/16	@ Buffalo	L 2-3	5-6-4	14
11/17	Buffalo	W 3-2	6-6-4	16
11/20	@ NY Islanders	L 3-5	6-7-4	16
11/21	@ Pittsburgh	T 3-3*	6-7-5	17
11/23	NY Islanders	L 1-5	6-8-5	17
11/25	Chicago	W 5-0	7-8-5	19
11/27	@ Quebec	W 9-2	8-8-5	21
11/28	@ NY Rangers	W 2-1	9-8-5	23
12/1	@ Boston	W 5-4*	10-8-5	25
12/2	Pittsburgh	W 9-1	11-8-5	27
12/4	New Jersey	W 4-1	12-8-5	29
12/7	Winnipeg	L 5-7	12-9-5	29
12/9	Detroit	W 4-0	13-9-5	31
12/11	@ St. Louis	T 3-3*	13-9-6	32
12/12	@ Minnesota	W 3-2	14-9-6	34
12/15	NY Rangers	W 4-2	15-9-6	36
12/16	@ NY Rangers	W 6-3	16-9-6	38
12/18	@ Quebec	W 4-1	17-9-6	40
12/20	@ Montreal	T 2-2*	17-9-7	41
12/22	St. Louis	W 7-5	18-9-7	43
12/23	@ Philadelphia	L 4-7	18-10-7	43
12/26	Philadelphia	W 6-0	19-10-7	45
12/27	@ NY Islanders	W 5-4*	20-10-7	47
12/29	Hartford	W 3-2	21-10-7	49
1/1	Boston	W 5-1	22-10-7	51
1/4	Quebec	L 3-5	22-11-7	51
1/8	@ Detroit	W 4-2	23-11-7	53
1/9	@ St. Louis	W 4-2	24-11-7	55
1/12	@ New Jersey	L 3-5	24-12-7	55
1/14	Minnesota	W 6-3	25-12-7	57
1/16	@ Pittsburgh	W 5-4	26-12-7	59
1/17	Pittsburgh	W 6-2	27-12-7	61
1/19	NY Rangers	W 7-1	28-12-7	63
1/23	@ Chicago	W 3-2	29-12-7	65
1/26	@ NY Islanders	W 5-1	30-12-7	67
1/27	NY Islanders	W 5-2	31-12-7	69
1/29	@ Detroit	L 3-4	31-13-7	69
2/1	Toronto	T 3-3*	31-13-8	70
2/3	Winnipeg	W 6-2	32-13-8	72
2/5	@ Toronto	W 4-1	33-13-8	74
2/8	Los Angeles	W 6-1	34-13-8	76
2/9	Philadelphia	L 4-5	34-14-8	76
2/13	@ Winnipeg	L 3-5	34-15-8	76
2/14	@ Calgary	W 4-3	35-15-8	78
2/16	@ Los Angeles	L 2-5	35-16-8	78
2/21	@ Vancouver	W 6-2	36-16-8	80
2/23	@ Edmonton	T 3-3*	36-16-9	81
2/26	Vancouver	W 3-2	37-16-9	83
2/28	@ NY Rangers	W 5-4	38-16-9	85
3/2	Buffalo	L 0-4	38-17-9	85
3/5	New Jersey	W 4-1	39-17-9	87
3/7	@ Philadelphia	L 6-9	39-18-9	87
3/8	Philadelphia	L 2-4	39-19-9	87
3/10	Boston	L 2-3	39-20-9	87
3/14	Toronto	W 4-0	40-20-9	89
3/16	@ NY Islanders	L 4-6	40-21-9	89
3/19	New Jersey	W 4-1	41-21-9	91
3/21	@ Montreal	L 2-3	41-22-9	91
3/22	Montreal	W 3-1	42-22-9	93
3/24	Pittsburgh	W 7-3	43-22-9	95
3/27	Hartford	L 1-3	43-23-9	95
3/28	@ New Jersey	L 2-3	43-24-9	95
3/30	NY Islanders	W 4-3	44-24-9	97
4/4	@ Hartford	L 0-2	44-25-9	97
4/6	@ Pittsburgh	W 7-4	45-25-9	99
4/7	Pittsburgh	W 7-3	46-25-9	101

\* Denotes overtime game

## 1983-84

	W	L	T	PTS
Home	26	11	3	55
Away	22	16	2	46
1st Half	18	19	3	39
2nd Half	30	8	2	62
October	5	7	0	10
November	6	6	1	13
December	7	6	1	15
January	9	2	2	20
February	9	4	0	18
March	11	2	1	23
April	1	0	0	2

**Head Coach**  
Bryan Murray



DOUG JARVIS

Player	GP	G	A	PTS	PIM	+/-	PP	SH	GW
Mike Gartner	80	40	45	85	90	23	8	0	7
Dave Christian	80	29	52	81	28	28	9	0	6
Bengt Gustafsson	69	32	43	75	16	29	8	0	5
Bob Carpenter	80	28	40	68	51	-1	8	0	5
Alan Haworth	75	24	31	55	52	14	7	0	5
Craig Laughlin	80	20	32	52	69	4	7	0	3
Larry Murphy	78	13	36	49	50	7	2	0	2
Washington	72	13	33	46	50	12	2	0	2
Scott Stevens	78	13	32	45	201	25	7	0	2
Doug Jarvis	80	13	29	42	12	6	0	2	0
Bobby Gould	78	21	19	40	74	-3	4	0	4
Gaetan Duchesne	79	17	19	36	29	15	3	2	1
Glen Currie	80	12	24	36	20	8	0	2	2
Rod Langway	80	9	24	33	61	14	1	2	2
*Bryan Erickson	45	12	17	29	16	10	4	0	2
Darren Veitch	46	6	18	24	17	1	4	0	0
Timo Blomqvist	65	1	19	20	84	17	0	0	0
Dave Shand	72	4	15	19	124	23	0	0	0
Chris Valentine	22	6	5	11	21	-8	2	0	1
*Peter Andersson	42	3	7	10	20	12	2	0	0
Greg Adams	57	2	6	8	133	1	0	0	0
Gary McAdam	24	1	5	6	12	E	0	0	1
Greg Theberge	13	1	2	3	4	-4	1	0	0
*Gary Sampson	15	1	1	2	6	1	0	0	0
Paul MacKinnon	12	0	1	1	4	-6	0	0	0
Brian Engblom	6	0	1	1	8	-5	0	0	0
Ken Houston	4	0	0	0	4	-2	0	0	0
Al Jensen	43	0	0	0	22	E	0	0	0
Pat Riggan	41	0	0	0	4	E	0	0	0
*Dean Evason	2	0	0	0	2	E	0	0	0
Lou Franceschetti	2	0	0	0	0	-2	0	0	0
*Andre Hidi	1	0	0	0	0	E	0	0	0

Goaltender	GP	MIN	GA	SO	EN	GAA	W-L-T
Al Jensen	43	2,414	117	4	3	2.91	25-13-3
Pat Riggan	41	2,299	102	4	1	2.66	21-14-2
Bob Mason	2	120	3	0	0	1.50	2-0-0
Dave Parro	1	1	0	0	0	0.00	0-0-0

\* Indicates rookie

## 48-27-5, 101 points

Date	Opponent	Result	Record	Pts
10/6	@ Philadelphia	L 1-4	0-1-0	0
10/8	NY Islanders	L 7-8*	0-2-0	0
10/9	@ Buffalo	L 2-5	0-3-0	0
10/13	@ NY Rangers	L 3-4	0-4-0	0
10/14	Pittsburgh	L 0-4	0-5-0	0
10/16	Quebec	L 2-4	0-6-0	0
10/19	@ Hartford	L 0-3	0-7-0	0
10/22	Philadelphia	W 4-1	1-7-0	2
10/25	@ Pittsburgh	W 1-0	2-7-0	4
10/26	@ New Jersey	W 2-0	3-7-0	6
10/29	@ Minnesota	W 6-1	4-7-0	8
10/30	@ Winnipeg	W 7-3	5-7-0	10
11/2	@ Edmonton	L 3-11	5-8-0	10
11/4	Vancouver	W 5-4*	6-8-0	12
11/6	Detroit	W 3-2	7-8-0	14
11/9	Edmonton	L 4-7	7-9-0	14
11/12	NY Rangers	W 7-4	8-9-0	16
11/13	@ Boston	L 2-4	8-10-0	16
11/16	@ NY Rangers	L 1-4	8-11-0	16
11/18	NY Islanders	W 7-1	9-11-0	18
11/19	@ NY Islanders	L 2-6	9-12-0	18
11/23	Chicago	T 2-2*	9-12-1	19
11/25	NY Rangers	W 3-1	10-12-1	21
11/26	@ Montreal	W 5-2	11-12-1	23
11/29	@ Quebec	L 3-6	11-13-1	23
12/1	New Jersey	W 8-4	12-13-1	25
12/2	@ New Jersey	T 2-2*	12-13-2	26
12/4	Boston	L 1-4	12-14-2	26
12/7	@ NY Rangers	L 5-7	12-15-2	26
12/8	Calgary	W 4-3	13-15-2	28
12/10	Montreal	W 2-0	14-15-2	30
12/15	@ Philadelphia	L 4-9	14-16-2	30
12/17	@ Toronto	W 3-1	15-16-2	32
12/18	Los Angeles	W 5-0	16-16-2	34
12/22	@ NY Islanders	L 1-6	16-17-2	34
12/23	NY Islanders	W 7-3	17-17-2	36
12/26	Philadelphia	L 4-5	17-18-2	36
12/28	Detroit	L 2-3*	17-19-2	36
12/31	@ New Jersey	W 3-2	18-19-2	38
1/2	NY Rangers	T 2-2*	18-19-3	39
1/5	St. Louis	W 5-1	19-19-3	41
1/7	Buffalo	L 2-4	19-20-3	41
1/8	@ Philadelphia	W 7-1	20-20-3	43
1/11	@ Los Angeles	W 4-2	21-20-3	45
1/13	@ Vancouver	W 6-4	22-20-3	47
1/15	@ Calgary	L 2-3	22-21-3	47
1/17	Winnipeg	W 8-3	23-21-3	49
1/20	Chicago	W 5-3	24-21-3	51
1/21	@ Pittsburgh	W 3-2	25-21-3	53
1/25	@ Buffalo	T 2-2*	25-21-4	54
1/27	Toronto	W 6-1	26-21-4	56
1/28	@ Toronto	W 8-0	27-21-4	58
2/2	@ New Jersey	W 2-0	28-21-4	60
2/3	Montreal	W 4-1	29-21-4	62
2/5	Edmonton	W 9-2	30-21-4	64
2/8	Calgary	W 6-1	31-21-4	66
2/11	Philadelphia	W 6-3	32-21-4	68
2/13	@ Minnesota	W 4-0	33-21-4	70
2/16	@ Los Angeles	W 4-2	34-21-4	72
2/18	@ St. Louis	W 4-2	35-21-4	74
2/19	@ Winnipeg	L 3-4*	35-22-4	74
2/22	@ Chicago	L 2-4	35-23-4	74
2/25	@ Detroit	L 1-4	35-24-4	74
2/26	@ Hartford	W 4-3	36-24-4	76
2/28	Vancouver	L 2-3	36-25-4	76
3/1	Pittsburgh	W 9-1	37-25-4	78
3/3	NY Rangers	W 5-1	38-25-4	80
3/5	@ Pittsburgh	W 5-2	39-25-4	82
3/7	Hartford	W 4-2	40-25-4	84
3/9	Quebec	W 5-3	41-25-4	86
3/11	@ Boston	W 2-1	42-25-4	88
3/14	New Jersey	T 3-3*	42-25-5	89
3/17	@ NY Islanders	W 2-1	43-25-5	91
3/18	St. Louis	L 3-5	43-26-5	91
3/21	Minnesota	W 5-1	44-26-5	93
3/24	Pittsburgh	W 6-0	45-26-5	95
3/25	@ Pittsburgh	W 4-3	46-26-5	97
3/28	New Jersey	W 6-2	47-26-5	99
3/31	NY Islanders	L 1-3	47-27-5	99
4/1	@ Philadelphia	W 4-1	48-27-5	101

\* Denotes overtime game

1982-83

39-25-16, 94 points

	W	L	T	PTS
Home	22	12	6	50
Away	17	13	10	44
1st Half	19	11	10	48
2nd Half	20	14	6	46
October	3	6	1	7
November	5	3	5	15
December	9	1	4	22
January	7	6	2	16
February	6	4	2	14
March	8	4	2	18
April	1	1	0	2

Head Coach  
Bryan Murray



MIKE GARTNER

Player	GP	G	A	PTS	PIM	+/-	PP	SH	GW
Dennis Maruk	80	31	50	81	71	-22	12	0	2
Mike Gartner	73	38	38	76	54	-3	10	1	3
Bob Carpenter	80	32	37	69	64	E	14	0	4
Bengt Gustafsson	67	22	42	64	16	5	2	0	4
Alan Haworth	74	23	27	50	34	-4	5	0	2
*Milan Novy	73	18	30	48	16	4	3	0	3
Craig Laughlin	75	17	27	44	41	-8	5	0	3
Bobby Gould	80	22	18	40	43	16	0	0	6
Ken Houston	71	25	14	39	93	-7	9	0	0
Glen Currie	68	11	28	39	20	18	0	0	2
Gaetan Duchesne	77	18	19	37	52	16	0	1	5
Greg Theberge	70	8	28	36	20	-1	7	0	1
Rod Langway	80	3	29	32	75	-2	1	0	0
Doug Jarvis	80	8	22	30	10	-11	0	1	0
Brian Engblom	73	5	22	27	59	-5	4	0	0
*Scott Stevens	77	9	16	25	195	12	0	0	0
Timo Blomqvist	61	1	17	18	67	16	1	0	1
Chris Valentine	23	7	10	17	14	-2	1	0	1
Ted Bulley	39	4	9	13	47	-3	0	0	1
Darren Veitch	10	0	8	8	0	E	0	0	0
Randy Holt	70	0	8	8	275	-5	0	0	0
Paul MacKinnon	19	2	2	4	8	1	1	0	0
Torrie Robertson	5	2	0	2	4	-2	0	0	1
Lee Norwood	8	0	1	1	14	-3	0	0	0
Doug Hicks	6	0	0	0	7	-3	0	0	0
Al Jensen	40	0	0	0	6	E	0	0	0
Pat Riggins	38	0	0	0	4	E	0	0	0
*Eric Calder	1	0	0	0	0	E	0	0	0
Goaltender	GP	MIN	GA	SO	EN	GAA	W-L-T		
Al Jensen	40	2,358	135	1#	1	3.43	22-12-6		
Pat Riggins	38	2,161	121	0#	4	3.36	16-9-9		
Dave Parro	6	261	19	0	1	4.37	1-3-1		
Robbie Moore	1	20	1	0	1	3.00	0-1-0		
# Shared team shutout on 4/3									

\* Indicates rookie

Date	Opponent	Result	Record	Pts
10/6	@ NY Rangers	W 5-4	1-0-0	2
10/9	Philadelphia	L 2-3	1-1-0	2
10/10	@ Philadelphia	L 4-6	1-2-0	2
10/13	@ Toronto	W 5-3	2-2-0	4
10/16	Buffalo	L 2-9	2-3-0	4
10/20	Montreal	T 3-3	2-3-1	5
10/21	@ NY Islanders	L 3-6	2-4-1	5
10/23	Minnesota	L 1-3	2-5-1	5
10/27	@ Pittsburgh	L 5-7	2-6-1	5
10/30	@ St. Louis	W 6-5	3-6-1	7
11/3	@ Chicago	T 3-3	3-6-2	8
11/5	St. Louis	L 3-4	3-7-2	8
11/7	Hartford	W 6-2	4-7-2	10
11/8	@ New Jersey	T 2-2	4-7-3	11
11/10	New Jersey	W 3-0	5-7-3	13
11/13	NY Islanders	W 3-1	6-7-3	15
11/16	Calgary	W 5-3	7-7-3	17
11/19	@ Winnipeg	T 3-3	7-7-4	18
11/21	@ Vancouver	L 3-5	7-8-4	18
11/23	@ Calgary	L 3-6	7-9-4	18
11/24	@ Edmonton	T 3-3	7-9-5	19
11/26	Toronto	W 5-3	8-9-5	21
11/28	NY Islanders	T 3-3	8-9-6	22
12/2	Pittsburgh	W 5-4	9-9-6	24
12/4	Chicago	W 4-2	10-9-6	26
12/7	Winnipeg	T 3-3	10-9-7	27
12/9	@ New Jersey	W 6-4	11-9-7	29
12/10	NY Rangers	T 4-4	11-9-8	30
12/12	Boston	W 4-3	12-9-8	32
12/14	Los Angeles	W 7-2	13-9-8	34
12/16	@ Minnesota	T 4-4	13-9-9	35
12/18	@ Pittsburgh	W 3-1	14-9-9	37
12/19	@ Philadelphia	W 3-1	15-9-9	39
12/23	@ NY Islanders	W 5-1	16-9-9	41
12/26	Philadelphia	L 3-6	16-10-9	41
12/28	Pittsburgh	W 6-3	17-10-9	43
12/30	@ Hartford	T 4-4	17-10-10	44
1/1	NY Rangers	L 2-7	17-11-10	44
1/2	@ Quebec	W 7-4	18-11-10	46
1/5	@ Detroit	W 5-2	19-11-10	48
1/6	Toronto	L 1-3	19-12-10	48
1/8	@ St. Louis	T 3-3	19-12-11	49
1/11	Los Angeles	L 7-9	19-13-11	49
1/14	@ Buffalo	L 2-3	19-14-11	49
1/15	Buffalo	L 2-4	19-15-11	49
1/18	Philadelphia	W 4-1	20-15-11	51
1/19	@ Chicago	W 6-4	21-15-11	53
1/21	Quebec	L 4-5	21-16-11	53
1/23	New Jersey	W 3-1	22-16-11	55
1/26	@ Pittsburgh	W 6-2	23-16-11	57
1/28	Pittsburgh	W 7-2	24-16-11	59
1/29	@ Montreal	T 3-3	24-16-12	60
2/1	Detroit	W 5-2	25-16-12	62
2/3	Minnesota	W 3-1	26-16-12	64
2/5	New Jersey	W 5-4	27-16-12	66
2/6	@ Quebec	T 4-4	27-16-13	67
2/10	@ NY Islanders	L 3-8	27-17-13	67
2/13	Winnipeg	W 6-1	28-17-13	69
2/16	@ NY Rangers	L 4-5	28-18-13	69
2/18	@ Vancouver	W 2-1	29-18-13	71
2/19	@ Los Angeles	T 3-3	29-18-14	72
2/23	@ Edmonton	L 3-6	29-19-14	72
2/24	@ Calgary	W 4-2	30-19-14	74
2/26	@ Montreal	L 1-4	30-20-14	74
3/2	Edmonton	L 3-5	30-21-14	74
3/3	@ NY Rangers	W 4-3	31-21-14	76
3/5	Philadelphia	W 4-3	32-21-14	78
3/8	@ New Jersey	W 5-4	33-21-14	80
3/12	@ NY Islanders	L 2-6	33-22-14	80
3/13	Boston	W 6-4	34-22-14	82
3/16	Hartford	W 5-4	35-22-14	84
3/17	@ Boston	W 2-1	36-22-14	86
3/20	@ Philadelphia	W 3-2	37-22-14	88
3/23	Vancouver	T 1-1	37-22-15	89
3/24	New Jersey	W 5-3	38-22-15	91
3/26	Pittsburgh	T 4-4	38-22-16	92
3/27	@ NY Rangers	L 4-5	38-23-16	92
3/30	NY Islanders	L 1-7	38-24-16	92
4/1	@ Detroit	L 7-8	38-25-16	92
4/3	NY Rangers	W 3-0	39-25-16	94

• Postponed from February 11 due to weather

## 1981-82

	W	L	T	PTS
Home	16	16	8	40
Away	10	25	5	25
1st Half	12	25	3	27
2nd Half	14	16	10	38
October	1	11	0	2
November	5	4	2	12
December	4	9	1	9
January	4	5	5	13
February	6	6	1	13
March	4	6	4	12
April	2	0	0	4

## Head Coach

Gary Green: 1-12-0

Roger Crozier (Nov. 5): 0-1-0

Bryan Murray (Nov. 11): 25-28-13



BOB CARPENTER

Player	GP	G	A	PTS	PIM	+/-	PP	SH	GW
Dennis Maruk	80	60	76	136	128	-7	20	2	1
Ryan Walter	78	38	49	87	142	-3	19	1	3
Mike Gartner	80	35	45	80	121	-12	5	2	5
Ryan Walter	80	24	44	68	150	-10	4	2	1
*Bob Carpenter	80	32	35	67	69	-24	7	1	3
*Chris Valentine	60	30	37	67	92	-17	18	0	5
Bengt Gustafsson	70	26	34	60	40	-22	3	0	2
Darren Veitch	67	9	44	53	54	-17	5	0	1
Greg Theberge	57	5	32	37	49	-9	3	0	0
Bobby Gould	76	21	13	34	73	-3	1	0	2
Washington	60	18	13	31	69	-1	1	0	1
Rick Green	65	3	25	28	93	-12	1	0	0
Terry Murray	74	3	22	25	60	-15	0	0	0
Doug Hicks	51	3	21	24	66	-1	1	0	0
Washington	12	0	1	1	11	-7	0	0	0
*Gaetan Duchesne	74	9	14	23	46	-6	0	0	1
*Torrie Robertson	54	8	13	21	204	-1	3	0	0
Lee Norwood	28	7	10	17	127	8	3	0	1
Washington	26	7	10	17	125	7	3	0	1
Tim Tookey	28	8	8	16	3	-9	4	0	0
Glen Currie	43	7	7	14	14	-1	0	1	0
Wes Jarvis	26	1	12	13	18	5	0	0	0
*Lou Franceschetti	30	2	10	12	23	-4	0	0	1
*Timo Blomqvist	44	1	11	12	62	-17	0	0	0
Paul MacKinnon	39	2	9	11	35	-8	0	0	0
Randy Holt	61	2	6	8	259	-10	0	0	0
Washington	53	2	6	8	250	-7	0	0	0
Jim McTaggart	19	2	4	6	20	-3	0	1	1
Tony Cassolato	12	1	4	5	4	1	0	0	0
Bob Kelly	16	0	4	4	12	-12	0	0	0
*Todd Bidner	12	2	1	3	7	1	0	0	1
Jean Pronovost	10	1	2	3	4	-8	0	0	0
Pat Ribble	15	1	2	3	16	-3	0	0	0
Washington	12	1	2	3	14	-5	0	0	0
Alan Hangsleben	17	1	1	2	19	-3	0	0	0
Tom Rowe	6	1	1	2	18	1	0	0	0
Howard Walker	16	0	2	2	26	-9	0	0	0
*Al Jensen	26	0	2	2	6	E	0	0	0
*Mike Silta	3	1	0	1	2	-1	0	0	0
Mike Palmateer	11	0	1	1	6	E	0	0	0
Dave Parro	52	0	1	1	4	E	0	0	0
Orest Kindrachuk	4	1	0	1	2	1	1	0	0
Pierre Bouchard	1	0	0	0	10	-2	0	0	0
*Tony Camazzola	3	0	0	0	4	1	0	0	0
*Jay Johnston	6	0	0	0	4	-2	0	0	0
*Harvie Pocca	2	0	0	0	2	-2	0	0	0
*Eric Calder	1	0	0	0	0	E	0	0	0
Errol Rausse	2	0	0	0	0	-2	0	0	0
*Jim McGeough	4	0	0	0	0	-2	0	0	0

Goaltender	GP	MIN	GA	SO	EN	GAA	W-L-T
Al Jensen	26	1,274	81	0	0	3.81	8-8-4
Dave Parro	52	2,942	206	1	4	4.20	16-26-7
Mike Palmateer	11	584	47	0	0	4.83	2-7-2

\* Indicates rookie

## 26-41-13, 65 points


Date	Opponent	Result	Record	Pts
10/7	@ Buffalo	L 3-5	0-1-0	0
10/10	Detroit	W 6-3	1-1-0	2
10/11	@ Boston	L 3-6	1-2-0	2
10/14	Philadelphia	L 4-5	1-3-0	2
10/15	@ Philadelphia	L 2-5	1-4-0	2
10/17	Buffalo	L 2-4	1-5-0	2
10/21	Quebec	L 3-6	1-6-0	2
10/23	NY Islanders	L 2-4	1-7-0	2
10/24	@ NY Islanders	L 4-6	1-8-0	2
10/28	@ Vancouver	L 0-3	1-9-0	2
10/29	@ Los Angeles	L 3-4	1-10-0	2
10/31	@ Colorado	L 4-6	1-11-0	2
11/4	Minnesota	L 1-6	1-12-0	2
11/7	NY Rangers	L 1-3	1-13-0	2
11/11	Pittsburgh	L 2-3	1-14-0	2
11/13	Detroit	T 3-3	1-14-1	3
11/14	@ Hartford	W 4-0	2-14-1	5
11/18	Colorado	W 7-1	3-14-1	7
11/21	Philadelphia	W 10-4	4-14-1	9
11/22	@ Philadelphia	W 3-2	5-14-1	11
11/25	@ Minnesota	T 4-4	5-14-2	12
11/27	Montreal	W 5-2	6-14-2	14
11/28	@ Hartford	L 2-6	6-15-2	14
12/2	Calgary	W 9-3	7-15-2	16
12/4	Winnipeg	W 7-3	8-15-2	18
12/5	@ Toronto	L 4-9	8-16-2	18
12/9	@ Chicago	L 3-7	8-17-2	18
12/11	Toronto	W 11-2	9-17-2	20
12/12	@ Pittsburgh	L 4-7	9-18-2	20
12/14	@ Montreal	L 3-6	9-19-2	20
12/17	@ NY Islanders	L 1-4	9-20-2	20
12/19	Chicago	L 4-6	9-21-2	20
12/20	@ NY Rangers	W 3-2	10-21-2	22
12/23	Boston	L 4-7	10-22-2	22
12/26	NY Rangers	T 4-4	10-22-3	23
12/27	@ Buffalo	L 2-3	10-23-3	23
12/30	@ Pittsburgh	L 2-6	10-24-3	23
1/2	Vancouver	W 5-2	11-24-3	25
1/3	@ NY Rangers	W 4-3	12-24-3	27
1/5	@ Quebec	L 0-3	12-25-3	27
1/7	Los Angeles	T 3-3	12-25-4	28
1/9	@ St. Louis	L 4-7	12-26-4	28
1/13	Edmonton	T 6-6	12-26-5	29
1/16	@ Detroit	T 5-5	12-26-6	30
1/17	NY Islanders	T 2-2	12-26-7	31
1/20	@ Winnipeg	L 0-3	12-27-7	31
1/23	@ Boston	L 1-3	12-28-7	31
1/24	@ NY Rangers	T 4-4	12-28-8	32
1/27	NY Rangers	L 4-5	12-29-8	32
1/30	Chicago	W 5-2	13-29-8	34
1/31	Pittsburgh	W 8-3	14-29-8	36
2/2	@ NY Islanders	L 6-7	14-30-8	36
2/4	NY Islanders	L 2-5	14-31-8	36
2/6	@ Pittsburgh	W 6-4	15-31-8	38
2/7	Quebec	T 5-5	15-31-9	39
2/11	@ Calgary	W 5-3	16-31-9	41
2/12	@ Edmonton	L 3-5	16-32-9	41
2/14	@ Colorado	L 3-5	16-33-9	41
2/17	@ Los Angeles	W 5-2	17-33-9	43
2/20	@ Minnesota	L 3-7	17-34-9	43
2/21	@ Winnipeg	W 6-3	18-34-9	45
2/25	St. Louis	W 9-1	19-34-9	47
2/27	Hartford	W 7-1	20-34-9	49
2/28	Edmonton	L 1-4	20-35-9	49
3/3	St. Louis	W 8-4	21-35-9	51
3/5	Calgary	W 8-6	22-35-9	53
3/7	@ Philadelphia	L 1-7	22-36-9	53
3/10	Pittsburgh	L 2-7	22-37-9	53
3/13	Philadelphia	W 6-3	23-37-9	55
3/14	@ NY Rangers	T 5-5	23-37-10	56
3/17	Vancouver	T 6-6	23-37-11	57
3/20	NY Rangers	L 3-4	23-38-11	57
3/21	NY Islanders	L 2-3	23-39-11	57
3/23	@ NY Islanders	L 1-8	23-40-11	57
3/25	@ Philadelphia	W 4-3	24-40-11	59
3/27	Philadelphia	T 4-4	24-40-12	60
3/28	Pittsburgh	L 5-6	24-41-12	60
3/31	@ Pittsburgh	T 4-4	24-41-13	61
4/3	@ Toronto	W 6-4	25-41-13	63
4/4	Montreal	W 3-1	26-41-13	65

1980-81

26-36-18, 70 points

	W	L	T	PTS
Home	16	17	7	39
Away	10	19	11	31
1st Half	13	16	11	37
2nd Half	13	20	7	33
October	3	4	3	9
November	5	2	6	16
December	5	7	2	12
January	5	8	1	11
February	1	7	4	6
March	5	7	2	12
April	2	1	0	4

Head Coach  
Gary Green



DENNIS MARUK

Player	GP	G	A	PTS	PIM	+/-	PP	SH	GW
Dennis Maruk	80	50	47	97	87	-6	16	2	5
Mike Gartner	80	48	46	94	100	-4	13	0	3
Ryan Walter	80	24	45	69	150	-10	4	0	1
Bob Kelly	80	26	36	62	157	-13	8	0	4
Jean Pronovost	80	22	36	58	61	-9	6	1	4
Bengt Gustafsson	72	21	34	55	26	11	4	2	1
Dennis Ververgaert	79	14	27	41	40	-4	2	0	2
Rick Green	65	8	23	31	91	-15	2	0	1
*Darren Veitch	59	4	21	25	46	-12	1	0	1
Alan Hangsleben	76	5	19	24	198	-6	0	0	0
*Tim Tookey	29	10	13	23	18	-6	6	0	1
Wes Jarvis	55	9	14	23	30	-10	0	1	0
Paul Mulvey	55	7	14	21	166	-9	1	0	0
Glen Currie	40	5	13	18	16	-5	2	1	0
Guy Charron	47	5	13	18	2	-5	2	1	0
Pat Ribble	67	3	15	18	103	-14	3	0	1
Rolf Edberg	45	8	8	16	6	1	0	0	0
*Howard Walker	64	2	10	12	100	8	2	0	0
Rick Smith	51	5	6	11	42	2	2	0	2
Washington	40	5	4	9	36	7	2	0	2
Pierre Bouchard	50	3	7	10	28	-18	0	0	0
Mike Palmateer	49	0	8	8	17	E	0	0	0
*Jim McTaggart	52	1	6	7	185	-4	0	0	0
Yvon Labre	25	2	4	6	100	-2	0	0	0
Mark Lofthouse	3	1	1	2	4	E	0	0	0
Errol Rausse	5	1	1	2	0	1	0	0	0
Greg Theberge	1	1	0	1	0	-2	0	0	0
*Archie Henderson	7	1	0	1	28	-1	0	0	0
*Dwayne Lowdermilk	2	0	1	1	2	-1	0	0	0
*Dave Parro	18	0	1	1	2	E	0	0	0
*Jay Johnston	2	0	0	0	9	E	0	0	0
Tony Cassolato	2	0	0	0	0	E	0	0	0
*Torrie Robertson	3	0	0	0	0	-2	0	0	0
Paul MacKinnon	14	0	0	0	22	5	0	0	0
Wayne Stephenson	20	0	0	0	4	E	0	0	0
Rollie Boutin	2	0	0	0	0	E	0	0	0
Gary Inness	3	0	0	0	0	E	0	0	0
Goaltender	GP	MIN	GA	SO	EN	GAA	W-L-T		
Mike Palmateer	49	2,679	172	2	6	3.85	18-19-9		
Wayne Stephenson	20	1,010	66	1	0	3.92	4-7-5		
*Dave Parro	18	811	49	1	2	3.63	4-7-2		
Gary Inness	3	180	9	0	1	3.00	0-1-2		
Rollie Boutin	2	120	11	0	1	5.50	0-2-0		

\* Indicates rookie

Date	Opponent	Result	Record	Pts
10/10	Winnipeg	W 4-1	1-0-0	2
10/12	NY Islanders	L 1-2	1-1-0	2
10/15	Montreal	T 3-3	1-1-1	3
10/18	NY Rangers	W 8-2	2-1-1	5
10/19	@ Chicago	L 4-8	2-2-1	5
10/21	Chicago	W 2-0	3-2-1	7
10/24	St. Louis	L 2-3	3-3-1	7
10/25	@ St. Louis	T 3-3	3-3-2	8
10/29	@ Los Angeles	L 2-4	3-4-2	8
10/30	@ Colorado	T 5-5	3-4-3	9
11/1	@ Edmonton	T 2-2	3-4-4	10
11/2	@ Winnipeg	T 4-4	3-4-5	11
11/5	Los Angeles	L 3-5	3-5-5	11
11/8	Buffalo	T 3-3	3-5-6	12
11/9	@ Buffalo	T 3-3	3-5-7	13
11/12	@ Pittsburgh	W 3-1	4-5-7	15
11/15	@ Hartford	W 8-4	5-5-7	17
11/18	@ Quebec	L 2-6	5-6-7	17
11/20	Calgary	W 4-2	6-6-7	19
11/22	Boston	T 2-2	6-6-8	20
11/26	@ Detroit	T 7-7	6-6-9	21
11/28	Toronto	W 6-2	7-6-9	23
11/29	@ Toronto	W 7-3	8-6-9	25
12/3	Minnesota	T 3-3	8-6-10	26
12/6	Colorado	W 8-6	9-6-10	28
12/7	@ Boston	L 3-7	9-7-10	28
12/9	Vancouver	L 2-4	9-8-10	28
12/10	@ NY Rangers	L 2-6	9-9-10	28
12/12	Pittsburgh	L 2-6	9-10-10	28
12/14	Detroit	L 4-5	9-11-10	28
12/17	Edmonton	W 5-2	10-11-10	30
12/20	Philadelphia	L 2-5	10-12-10	30
12/21	@ Philadelphia	W 6-0	11-12-10	32
12/26	NY Rangers	W 7-3	12-12-10	34
12/27	@ Montreal	L 4-7	12-13-10	34
12/30	@ Vancouver	T 3-3	12-13-11	35
12/31	@ Winnipeg	W 5-3	13-13-11	37
1/3	@ Minnesota	L 0-3	13-14-11	37
1/4	Philadelphia	L 1-8	13-15-11	37
1/7	@ Edmonton	L 3-6	13-16-11	37
1/8	@ Calgary	L 0-6	13-17-11	37
1/10	@ Minnesota	L 2-3	13-18-11	37
1/12	@ Colorado	W 2-1	14-18-11	39
1/15	Los Angeles	W 3-0	15-18-11	41
1/17	@ NY Islanders	L 4-6	15-19-11	41
1/18	Hartford	W 3-2	16-19-11	43
1/21	Minnesota	L 1-2	16-20-11	43
1/24	Buffalo	L 4-7	16-21-11	43
1/27	Winnipeg	W 4-3	17-21-11	45
1/29	Vancouver	W 3-1	18-21-11	47
1/31	@ Pittsburgh	T 4-4	18-21-12	48
2/1	Edmonton	W 7-4	19-21-12	50
2/3	@ Vancouver	T 3-3	19-21-13	51
2/5	@ Calgary	L 2-5	19-22-13	51
2/7	@ Los Angeles	T 4-4	19-22-14	52
2/12	@ Buffalo	L 3-6	19-23-14	52
2/14	@ Montreal	L 1-6	19-24-14	52
2/18	Chicago	T 5-5	19-24-15	53
2/21	@ NY Rangers	L 4-6	19-25-15	53
2/22	Quebec	L 7-11	19-26-15	53
2/25	@ Chicago	T 2-2	19-26-16	54
2/26	Pittsburgh	L 5-7	19-27-16	54
2/28	@ St. Louis	L 4-7	19-28-16	54
3/3	Calgary	L 3-6	19-29-16	54
3/4	@ Quebec	L 4-7	19-30-16	54
3/8	Toronto	W 7-3	20-30-16	56
3/10	Colorado	W 4-3	21-30-16	58
3/11	@ Hartford	W 5-2	22-30-16	60
3/13	Boston	L 1-7	22-31-16	60
3/14	@ Toronto	L 3-5	22-32-16	60
3/18	Quebec	L 4-6	22-33-16	60
3/21	St. Louis	T 3-3	22-33-17	61
3/22	Montreal	T 2-2	22-33-18	62
3/24	@ Philadelphia	W 5-2	23-33-18	64
3/26	@ Detroit	W 2-0	24-33-18	66
3/27	Hartford	L 3-5	24-34-18	66
3/29	NY Islanders	L 4-5	24-35-18	66
4/2	@ Boston	W 3-2	25-35-18	68
4/4	@ NY Islanders	L 1-4	25-36-18	68
4/5	Detroit	W 7-2	26-36-18	70

# 1979-80

	W	L	T	PTS
Home	20	14	6	46
Away	7	26	7	21
1st Half	11	23	6	28
2nd Half	16	17	7	39
October	3	6	1	7
November	1	10	3	5
December	5	7	1	11
January	4	5	3	11
February	6	5	2	14
March	7	6	2	16
April	1	1	1	3

## Head Coach

Dan Belisle: 4-10-2

Gary Green (Nov. 14): 23-30-11



BENGT GUSTAFSSON

Player	GP	G	A	PTS	PIM	+/-	PP	SH	GW
Mike Gartner	77	36	32	68	66	16	4	0	3
Ryan Walter	80	24	42	66	106	-2	12	1	1
*Bengt Gustafsson	80	22	38	60	17	-15	6	1	3
Robert Picard	78	11	43	54	122	-18	5	0	1
Rolf Edberg	63	23	23	46	12	-3	4	1	7
Alan Hangsleben	74	13	22	35	114	11	2	0	2
Washington	37	10	7	17	45	2	2	0	1
Paul Mulvey	77	15	19	34	240	-7	2	0	3
Mark Lofthouse	68	15	18	33	20	-3	1	0	1
Bob Sirois	49	15	17	32	18	-7	4	1	2
Guy Charron	33	11	20	31	6	-3	5	0	1
Dennis Maruk	27	10	17	27	8	E	1	1	0
Tom Rowe	61	16	21	37	106	-14	5	0	3
Washington	37	10	7	17	45	2	2	0	1
Wes Jarvis	63	11	15	26	8	-2	0	0	0
Rick Green	71	4	20	24	52	-10	0	0	1
*Antero Lehtonen	65	9	12	21	14	-3	2	0	1
Mike Kaszycki	28	7	10	17	10	-5	1	0	0
Leif Svensson	47	4	11	15	21	-11	0	0	0
Pierre Bouchard	54	5	9	14	16	-9	0	0	0
*Paul MacKinnon	63	1	11	12	22	-1	0	0	0
Pat Ribble	55	2	9	11	52	-15	0	0	0
Washington	19	1	5	6	30	2	0	0	0
*Errol Rausse	24	6	2	8	0	4	0	0	0
Peter Scamurra	23	3	5	8	6	E	1	0	0
Greg Polis	28	1	5	6	19	-6	0	0	0
Yvon Labre	18	0	5	5	38	3	0	0	0
*Tim Coulis	19	1	2	3	27	-6	0	0	0
*Glen Currie	32	2	0	2	2	-2	0	0	0
Dennis Hextall	15	1	1	2	49	-5	0	0	0
Wayne Stephenson	56	0	2	2	20	E	0	0	0
Tony Cassolato	9	0	2	2	0	2	0	0	0
*Brent Tremblay	9	1	0	1	6	1	0	0	0
Gary Rissling	11	0	1	1	49	-6	0	0	0
*Rollie Boutin	18	0	1	1	6	E	0	0	0
*Greg Theberge	12	0	1	1	0	-3	0	0	0
Gary Inness	14	0	0	0	2	E	0	0	0
*Harvie Poczca	1	0	0	0	0	E	0	0	0

## Goaltender

GP	MIN	GA	SO	EN	GAA	W-L-T
Wayne Stephenson	56	3,146	187	0	5	3.57 18-24-10
*Rollie Boutin	18	927	54	0	0	3.50 7-7-1
Gary Inness	14	727	44	0	3	3.63 2-9-2

\* Indicates rookie

# 27-40-13, 67 points

Date	Opponent	Result	Record	Pts
10/11	@ Buffalo	L 3-6	0-1-0	0
10/13	Boston	L 2-5	0-2-0	0
10/14	@ NY Rangers	W 5-3	1-2-0	2
10/16	Los Angeles	W 8-6	2-2-0	4
10/19	Toronto	L 3-5	2-3-0	4
10/20	@ Pittsburgh	L 1-5	2-4-0	4
10/24	@ Los Angeles	L 3-5	2-5-0	4
10/27	@ Vancouver	L 3-5	2-6-0	4
10/28	@ Edmonton	W 6-4	3-6-0	6
10/30	Montreal	T 2-2	3-6-1	7
11/2	@ Winnipeg	T 1-1	3-6-2	8
11/3	@ Minnesota	L 1-7	3-7-2	8
11/5	@ Montreal	L 0-2	3-8-2	8
11/7	Winnipeg	W 6-3	4-8-2	10
11/10	Buffalo	L 3-5	4-9-2	10
11/13	Edmonton	L 3-5	4-10-2	10
11/15	@ Boston	L 2-3	4-11-2	10
11/16	Detroit	L 2-4	4-12-2	10
11/18	Atlanta	L 2-4	4-13-2	10
11/20	@ Colorado	T 3-3	4-13-3	11
11/21	@ Chicago	L 0-4	4-14-3	11
11/24	Buffalo	L 1-6	4-15-3	11
11/25	@ Quebec	T 2-2	4-15-4	12
11/28	Toronto	L 2-4	4-16-4	12
12/1	Quebec	W 7-2	5-16-4	14
12/2	@ Buffalo	L 0-2	5-17-4	14
12/4	Hartford	T 3-3	5-17-5	15
12/7	Pittsburgh	L 3-5	5-18-5	15
12/8	@ St. Louis	L 1-5	5-19-5	15
12/12	Minnesota	L 4-5	5-20-5	15
12/15	NY Rangers	W 5-4	6-20-5	17
12/19	@ Hartford	L 4-5	6-21-5	17
12/21	Vancouver	W 2-1	7-21-5	19
12/22	@ NY Islanders	L 1-2	7-22-5	19
12/26	@ Toronto	W 8-2	8-22-5	21
12/28	Chicago	W 6-2	9-22-5	23
12/30	@ NY Rangers	L 2-5	9-23-5	23
1/4	@ Hartford	W 6-3	10-23-5	25
1/5	@ Minnesota	T 2-2	10-23-6	26
1/11	Vancouver	W 7-4	11-23-6	28
1/12	@ NY Islanders	L 2-5	11-24-6	28
1/15	@ Philadelphia	L 4-7	11-25-6	28
1/16	Edmonton	L 2-5	11-26-6	28
1/19	Philadelphia	T 4-4	11-26-7	29
1/20	@ Quebec	L 2-3	11-27-7	29
1/22	Winnipeg	W 5-4	12-27-7	31
1/26	Quebec	T 1-1	12-27-8	32
1/27	NY Islanders	W 7-1	13-27-8	34
1/30	@ Chicago	L 2-5	13-28-8	34
2/1	@ Atlanta	L 2-4	13-29-8	34
2/2	NY Rangers	L 3-6	13-30-8	34
2/6	@ Detroit	T 2-2	13-30-9	35
2/8	@ Winnipeg	W 6-3	14-30-9	37
2/12	@ Los Angeles	W 5-2	15-30-9	39
2/15	@ Edmonton	L 2-8	15-31-9	39
2/16	@ Vancouver	W 5-3	16-31-9	41
2/19	Montreal	W 3-1	17-31-9	43
2/21	@ Atlanta	L 0-3	17-32-9	43
2/23	Chicago	W 6-2	18-32-9	45
2/24	@ Colorado	T 1-1	18-32-10	46
2/26	Los Angeles	W 5-3	19-32-10	48
2/28	@ Detroit	L 1-4	19-33-10	48
3/1	@ Montreal	L 3-6	19-34-10	48
3/2	Colorado	L 1-3	19-35-10	48
3/5	St. Louis	W 7-5	20-35-10	50
3/8	Hartford	W 9-5	21-35-10	52
3/9	NY Islanders	W 3-1	22-35-10	54
3/12	Boston	W 6-4	23-35-10	56
3/15	Detroit	W 5-2	24-35-10	58
3/16	@ Boston	T 3-3	24-35-11	59
3/18	Colorado	W 4-1	25-35-11	61
3/21	Minnesota	L 3-4	25-36-11	61
3/22	@ St. Louis	L 2-6	25-37-11	61
3/24	@ Toronto	L 1-6	25-38-11	61
3/26	St. Louis	W 4-2	26-38-11	63
3/29	Philadelphia	T 3-3	26-38-12	64
3/30	@ Pittsburgh	L 0-4	26-39-12	64
4/1	Pittsburgh	W 6-2	27-39-12	66
4/3	@ Philadelphia	L 2-4	27-40-12	66
4/5	Atlanta	T 4-4	27-40-13	67

## 1978-79

	W	L	T	PTS
Home	15	19	6	36
Away	9	22	9	27
1st Half	10	23	7	27
2nd Half	14	18	8	36
October	1	5	2	4
November	4	9	2	10
December	3	8	3	9
January	9	5	1	19
February	1	7	2	4
March	3	6	5	11
April	3	1	0	6

**Head Coach**  
Dan Belisle



ROBERT PICARD

Player	GP	G	A	PTS	PIM	+/-	PP	SH	GW
Dennis Maruk	78	31	59	90	71	-15	6	2	3
Washington	76	31	59	90	71	-14	6	2	3
Guy Charron	80	28	42	70	24	-14	9	0	4
Robert Picard	77	21	44	65	85	3	8	0	2
Tom Rowe	69	31	30	61	137	-6	4	0	4
*Ryan Walter	69	28	28	56	70	E	6	0	1
Bob Sirois	73	29	25	54	6	-4	9	0	3
*Rolf Edberg	76	14	27	41	6	12	1	0	2
Rick Green	71	8	33	41	62	-45	2	1	0
*Leif Svensson	74	2	29	31	28	-1	0	0	0
Bob Girard	79	9	15	24	36	-17	0	0	0
Mark Lofthouse	52	13	10	23	10	-12	1	0	0
Dennis Hextall	46	6	17	23	76	9	2	0	0
Washington	26	2	9	11	43	-14	0	0	0
Greg Polis	25	13	7	20	14	4	6	0	1
Washington	19	12	6	18	6	3	6	0	1
Blair Stewart	45	7	12	19	48	1	0	0	0
Gord Lane	64	3	15	18	147	-16	0	0	0
Yvon Labre	51	1	13	14	80	7	0	0	0
Michel Bergeron	30	7	6	13	7	-18	1	0	1
*Paul Mulvey	55	7	4	11	81	-18	1	0	1
Greg Carroll	24	5	6	11	12	-2	0	0	0
Peter Scamurra	30	3	5	8	12	-13	0	1	0
Jack Lynch	30	2	6	8	14	1	1	0	0
*Gary Rissling	26	3	3	6	127	-5	1	0	1
Gerry Meehan	18	2	4	6	0	-3	1	0	1
Bill Riley	24	2	2	4	64	-6	0	0	0
Ron Lalonde	18	1	3	4	4	-1	0	1	0
Eddy Godin	9	0	3	3	6	-2	0	0	0
Gary Inness	37	0	2	2	6	E	0	0	0
Chuck Arnason	13	0	2	2	4	-1	0	0	0
Craig Patrick	3	1	1	2	0	-1	0	0	0
Doug Patey	6	1	0	1	2	-2	0	0	0
Dave Forbes	2	0	1	1	2	E	0	0	0
Gord Smith	39	0	1	1	22	-7	0	0	0
Bryan Watson	20	0	1	1	36	-7	0	0	0
Jim Bedard	30	0	0	0	6	E	0	0	0
Bernie Wolfe	18	0	0	0	15	E	0	0	0
*Nelson Burton	3	0	0	0	13	-2	0	0	0
Mike Marson	4	0	0	0	0	-3	0	0	0
*Rollie Boutin	2	0	0	0	0	E	0	0	0
Rick Bragnalo	2	0	0	0	0	-1	0	0	0
*Brent Tremblay	1	0	0	0	0	E	0	0	0
Pierre Bouchard	1	0	0	0	0	1	0	0	0

Goaltender	GP	MIN	GA	SO	EN	GAA	W-L-T
Gary Inness	37	2,107	130	0	2	3.70	14-14-8
Jim Bedard	30	1,740	126	0	1	4.35	6-17-6
Bernie Wolfe	17	863	68	0	0	4.73	4-9-1
*Rollie Boutin	2	90	10	0	1	6.67	0-1-0

\* Indicates rookie

## 24-41-15, 63 points

Date	Opponent	Result	Record	Pts
10/11	@ Los Angeles	W 4-2	1-0-0	2
10/13	@ Atlanta	T 3-3	1-0-1	3
10/14	Atlanta	L 3-6	1-1-1	3
10/18	Chicago	L 2-4	1-2-1	3
10/20	Los Angeles	L 4-6	1-3-1	3
10/21	@ Pittsburgh	L 1-5	1-4-1	3
10/25	@ Chicago	T 2-2	1-4-2	4
10/28	@ Los Angeles	L 1-5	1-5-2	4
11/1	Pittsburgh	W 6-4	2-5-2	6
11/2	@ Montreal	L 2-4	2-6-2	6
11/4	@ NY Islanders	L 1-4	2-7-2	6
11/5	Detroit	T 3-3	2-7-3	7
11/8	Montreal	L 0-6	2-8-3	7
11/9	@ Boston	L 2-6	2-9-3	7
11/11	Buffalo	L 0-2	2-10-3	7
11/14	Atlanta	W 8-7	3-10-3	9
11/15	@ Minnesota	W 3-2	4-10-3	11
11/17	NY Islanders	L 2-4	4-11-3	11
11/21	@ St. Louis	W 4-3	5-11-3	13
11/22	St. Louis	L 1-3	5-12-3	13
11/25	Boston	T 5-5	5-12-4	14
11/26	@ NY Rangers	L 4-9	5-13-4	14
11/29	@ Pittsburgh	L 3-5	5-14-4	14
12/1	Pittsburgh	L 4-7	5-15-4	14
12/2	@ St. Louis	L 2-5	5-16-4	14
12/4	@ Los Angeles	L 2-10	5-17-4	14
12/5	@ Colorado	W 4-1	6-17-4	16
12/9	@ Vancouver	W 7-5	7-17-4	18
12/12	Colorado	L 3-4	7-18-4	18
12/14	@ Boston	L 2-5	7-19-4	18
12/15	Minnesota	L 1-6	7-20-4	18
12/17	Toronto	W 7-6	8-20-4	20
12/19	Philadelphia	T 4-4	8-20-5	21
12/21	@ Philadelphia	L 2-5	8-21-5	21
12/23	@ Detroit	T 2-2	8-21-6	22
12/27	@ Minnesota	L 1-6	8-22-6	22
12/30	@ Toronto	T 5-5	8-22-7	23
1/3	Los Angeles	W 8-3	9-22-7	25
1/6	@ Detroit	W 4-1	10-22-7	27
1/7	@ Chicago	L 3-5	10-23-7	27
1/9	Philadelphia	L 2-5	10-24-7	27
1/11	@ Buffalo	L 2-6	10-25-7	27
1/12	Colorado	W 8-1	11-25-7	29
1/14	Vancouver	W 5-3	12-25-7	31
1/16	@ NY Islanders	L 2-6	12-26-7	31
1/19	Detroit	W 5-1	13-26-7	33
1/20	@ Pittsburgh	W 5-2	14-26-7	35
1/24	NY Rangers	W 5-1	15-26-7	37
1/27	Chicago	W 4-1	16-26-7	39
1/28	Toronto	T 2-2	16-26-8	40
1/30	@ Detroit	L 4-7	16-27-8	40
1/31	Los Angeles	W 5-3	17-27-8	42
2/3	Vancouver	L 1-5	17-28-8	42
2/4	Montreal	L 4-8	17-29-8	42
2/15	@ Colorado	W 9-3	18-29-8	44
2/17	@ Montreal	L 0-2	18-30-8	44
2/18	@ NY Rangers	T 6-6	18-30-9	45
2/20	@ Atlanta	L 3-5	18-31-9	45
2/21	Detroit	L 3-4	18-32-9	45
2/24	Buffalo	L 4-6	18-33-9	45
2/25	Montreal	L 5-8	18-34-9	45
2/28	@ Los Angeles	T 3-3	18-34-10	46
3/2	@ Vancouver	W 6-2	19-34-10	48
3/4	Minnesota	W 5-4	20-34-10	50
3/5	Montreal	T 2-2	20-34-11	51
3/10	St. Louis	W 7-5	21-34-11	53
3/11	@ Detroit	T 3-3	21-34-12	54
3/14	Detroit	L 1-4	21-35-12	54
3/17	Pittsburgh	L 2-5	21-36-12	54
3/18	@ Buffalo	T 3-3	21-36-13	55
3/20	NY Rangers	T 2-2	21-36-14	56
3/21	@ Pittsburgh	T 2-2	21-36-15	57
3/24	@ Montreal	L 1-3	21-37-15	57
3/25	@ Philadelphia	L 4-7	21-38-15	57
3/28	@ Toronto	L 2-6	21-39-15	57
3/31	Boston	L 1-4	21-40-15	57
4/1	NY Islanders	W 6-4	22-40-15	59
4/3	Los Angeles	W 6-2	23-40-15	61
4/7	@ Montreal	L 3-10	23-41-15	61
4/8	Pittsburgh	W 5-2	24-41-15	63

# 1977-78

	W	L	T	PTS
Home	10	23	7	27
Away	7	26	7	21
1st Half	8	23	9	25
2nd Half	9	26	5	23
October	2	5	0	4
November	0	10	5	5
December	4	6	3	11
January	3	9	3	9
February	3	10	0	6
March	2	8	2	6
April	3	1	1	7

**Head Coach**  
Tom McVie



**GERRY MEEHAN**

Player	GP	G	A	PTS	PIM	+/-	PP	SH	GW
Guy Charron	80	38	35	73	12	-25	4	0	3
Bob Sirois	72	24	37	61	6	-11	5	0	1
Gerry Meehan	78	19	24	43	10	-41	7	0	2
*Robert Picard	75	10	27	37	101	-26	2	0	4
Bill Riley	57	13	12	25	125	-15	5	0	0
Bob Girard	52	9	14	23	6	-3	1	0	2
Dave Forbes	77	11	11	22	119	-34	0	0	0
*Tom Rowe	63	13	8	21	82	-18	1	0	0
Bill Collins	74	10	9	19	18	-32	0	1	1
Ace Bailey	40	7	12	19	28	-12	0	0	2
Rick Green	60	5	14	19	67	-35	4	0	1
Rick Bragnalo	44	2	13	15	22	-6	0	0	0
Bryan Watson	79	3	11	14	167	-12	0	1	0
Gord Smith	80	4	7	11	78	-20	0	0	1
Larry Bolonchuk	49	3	8	11	79	-19	0	0	0
Gord Lane	69	2	9	11	195	-19	0	0	0
Jean Lemieux	16	3	7	10	0	-12	3	0	0
Jack Lynch	29	1	8	9	4	-13	0	0	0
Mike Marson	46	4	4	8	101	1	0	0	0
Craig Patrick	44	1	7	8	4	-8	1	0	0
Yvon Labre	22	0	8	8	41	E	0	0	0
*Eddy Godin	18	3	3	6	6	-14	0	0	0
Ron Lalonde	67	1	5	6	16	-19	0	0	0
Walt McKechnie	16	4	1	5	0	-14	1	0	0
Doug Gibson	11	2	1	3	0	-3	0	0	0
*Mark Lofthouse	18	2	1	3	8	-5	0	0	0
*Jim Bedard	43	0	2	2	4	E	0	0	0
*Nelson Burton	5	1	0	1	8	-3	0	0	0
Doug Patey	2	0	1	1	0	1	0	0	0
Blair Stewart	8	0	1	1	9	-3	0	0	0
Tony White	1	0	0	0	0	-4	0	0	0
Gary Smith	17	0	0	0	6	E	0	0	0
Bernie Wolfe	25	0	0	0	0	E	0	0	0

Goaltender	GP	MIN	GA	SO	EN	GAA	W-L-T
*Jim Bedard	43	2,492	152	1	4	3.66	11-23-7
Bernie Wolfe	25	1,328	94	0	1	4.25	4-14-4
Gary Smith	17	980	68	0	2	4.16	2-12-3

\* Indicates rookie

# 17-49-14, 48 points

Date	Opponent	Result	Record	Pts
10/14	Pittsburgh	W 2-1	1-0-0	2
10/15	@ Cleveland	L 2-4	1-1-0	2
10/19	Montreal	L 3-5	1-2-0	2
10/24	@ Montreal	L 1-5	1-3-0	2
10/26	@ Atlanta	W 6-2	2-3-0	4
10/28	@ Colorado	L 1-8	2-4-0	4
10/29	@ Minnesota	L 4-7	2-5-0	4
11/2	Chicago	T 2-2	2-5-1	5
11/3	@ Philadelphia	L 1-4	2-6-1	5
11/5	Philadelphia	L 1-3	2-7-1	5
11/8	Los Angeles	L 1-5	2-8-1	5
11/9	@ Detroit	T 1-1	2-8-2	6
11/11	Toronto	L 1-3	2-9-2	6
11/13	NY Islanders	L 0-6	2-10-2	6
11/15	@ St. Louis	T 2-2	2-10-3	7
11/16	@ Toronto	L 2-5	2-11-3	7
11/19	Buffalo	L 6-7	2-12-3	7
11/20	@ Buffalo	L 2-5	2-13-3	7
11/23	Atlanta	T 2-2	2-13-4	8
11/24	@ Boston	L 0-6	2-14-4	8
11/26	@ Toronto	T 4-4	2-14-5	9
11/29	@ Los Angeles	L 2-4	2-15-5	9
12/2	Cleveland	L 2-3	2-16-5	9
12/4	Pittsburgh	L 2-4	2-17-5	9
12/6	Vancouver	L 2-5	2-18-5	9
12/7	@ Cleveland	W 5-3	3-18-5	11
12/10	@ Atlanta	L 1-5	3-19-5	11
12/11	St. Louis	W 2-1	4-19-5	13
12/13	@ Vancouver	L 1-3	4-20-5	13
12/17	@ Los Angeles	W 2-1	5-20-5	15
12/21	@ NY Rangers	T 5-5	5-20-6	16
12/23	Detroit	W 3-2	6-20-6	18
12/27	Boston	L 3-6	6-21-6	18
12/28	@ Pittsburgh	T 2-2	6-21-7	19
12/30	NY Rangers	T 3-3	6-21-8	20
1/2	Pittsburgh	W 3-2	7-21-8	22
1/4	Los Angeles	W 4-0	8-21-8	24
1/7	Buffalo	T 4-4	8-21-9	25
1/8	@ Chicago	L 1-3	8-22-9	25
1/11	Detroit	L 3-6	8-23-9	25
1/13	@ Minnesota	T 2-2	8-23-10	26
1/14	NY Islanders	L 0-4	8-24-10	26
1/18	@ Chicago	L 2-5	8-25-10	26
1/19	@ Boston	L 1-4	8-26-10	26
1/21	@ Pittsburgh	W 5-2	9-26-10	28
1/22	@ Detroit	L 3-6	9-27-10	28
1/25	Colorado	T 3-3	9-27-11	29
1/27	Boston	L 2-5	9-28-11	29
1/29	Minnesota	L 0-4	9-29-11	29
1/31	@ Vancouver	L 2-4	9-30-11	29
2/1	@ Los Angeles	L 3-8	9-31-11	29
2/4	@ NY Islanders	L 1-6	9-32-11	29
2/5	@ Buffalo	L 1-4	9-33-11	29
2/10	@ Cleveland	W 4-1	10-33-11	31
2/12	@ Philadelphia	L 1-4	10-34-11	31
2/14	Vancouver	L 2-4	10-35-11	31
2/17	Montreal	L 2-8	10-36-11	31
2/19	Minnesota	W 2-1	11-36-11	33
2/21	Los Angeles	L 1-4	11-37-11	33
2/23	@ Detroit	L 1-4	11-38-11	33
2/25	@ Toronto	L 0-4	11-39-11	33
2/26	Philadelphia	L 1-6	11-40-11	33
2/28	Colorado	W 7-4	12-40-11	35
3/4	@ St. Louis	T 3-3	12-40-12	36
3/8	@ Montreal	L 3-4	12-41-12	36
3/12	@ NY Rangers	L 2-8	12-42-12	36
3/15	Toronto	L 2-5	12-43-12	36
3/18	Cleveland	W 8-3	13-43-12	38
3/19	St. Louis	L 2-3	13-44-12	38
3/22	Chicago	L 2-6	13-45-12	38
3/24	NY Rangers	L 4-11	13-46-12	38
3/25	@ Montreal	L 0-5	13-47-12	38
3/26	Detroit	L 1-4	13-48-12	38
3/28	Boston	T 4-4	13-48-13	39
3/30	@ Colorado	W 4-3	14-48-13	41
4/1	@ NY Islanders	L 2-3	14-49-13	41
4/2	Montreal	T 4-4	14-49-14	42
4/4	Buffalo	W 4-3	15-49-14	44
4/8	@ Pittsburgh	W 6-4	16-49-14	46
4/9	Atlanta	W 4-2	17-49-14	48

• Postponed from March 3 due to snow

-- Postponed from March 24 due to schedule conflict

1976-77

24-42-14, 62 points

	W	L	T	PTS
Home	17	15	8	42
Away	7	27	6	20
1st Half	11	23	6	28
2nd Half	13	19	8	34
October	2	6	2	6
November	5	8	0	10
December	3	8	2	8
January	6	6	4	16
February	2	6	5	9
March	6	6	1	13
April	0	2	0	0

Head Coach  
Tom McVie



GUY CHARRON

Player	GP	G	A	PTS	PIM	+/-	PP	SH	GW
Guy Charron	80	36	46	82	10	-28	6	1	4
Gerry Meehan	80	28	36	64	13	-11	9	1	6
Hartland Monahan	79	23	27	50	37	-28	7	1	4
Ace Bailey	78	19	27	46	51	-21	2	0	2
Bob Sirois	45	13	22	35	2	1	1	0	1
Jack Lynch	75	5	25	30	90	-15	0	0	0
Ron Lalonde	76	12	17	29	24	-20	0	0	0
*Bill Riley	43	13	14	27	124	4	5	0	2
Bill Collins	63	12	15	27	30	-8	0	2	2
Washington	54	11	14	25	26	-7	0	2	1
Rick Bragnalo	80	11	12	23	16	-15	1	2	1
Tony White	72	12	9	21	44	-15	2	1	3
Craig Patrick	28	7	10	17	2	-10	1	0	0
*Gord Lane	80	2	15	17	207	-25	0	0	0
Bryan Watson	70	1	15	16	130	-4	0	0	0
Washington	56	1	14	15	91	-6	0	0	0
*Rick Green	45	3	12	15	16	-20	1	0	0
Yvon Labre	62	3	11	14	169	-5	0	2	0
Gord Smith	79	1	12	13	92	-27	1	0	0
Mike Lampman	22	6	5	11	4	-4	1	0	0
Jean Lemieux	15	4	4	8	2	-9	2	0	0
Harvey Bennett	18	2	6	8	34	-9	0	0	0
Blair Stewart	34	5	2	7	85	-6	0	0	0
Bob Paradise	22	0	5	5	20	-3	0	0	0
*Doug Patey	37	3	1	4	6	-15	0	0	0
*Tom Rowe	12	1	2	3	2	-6	0	0	0
Peter Scamurra	21	0	2	2	8	-6	0	0	0
Mike Marson	10	0	1	1	18	-1	0	0	0
Paul Nicholson	9	0	1	1	2	-6	0	0	0
Bernie Wolfe	37	0	1	1	2	E	0	0	0
*Alex Forsyth	1	0	0	0	0	E	0	0	0
Bill Mikkelsen	1	0	0	0	2	E	0	0	0
Roger Crozier	3	0	0	0	0	E	0	0	0
*Steve Self	3	0	0	0	0	-3	0	0	0
*Brian Kinsella	6	0	0	0	0	-2	0	0	0
Larry Bolonchuk	9	0	0	0	12	-12	0	0	0
Ron Low	54	0	0	0	4	E	0	0	0
Goaltender	GP	MIN	GA	SO	EN	GAA	W-L-T		
Ron Low	54	2,918	188	0#	1	3.87	16-27-5		
Bernie Wolfe	37	1,779	114	1	2	3.84	7-15-9		
Roger Crozier	3	103	2	0#	0	1.17	1-0-0		

# Shared team shutout on 3/18

\* Indicates rookie

Date	Opponent	Result	Record	Pts
10/5	Atlanta	W 6-5	1-0-0	2
10/7	@ Detroit	T 3-3	1-0-1	3
10/9	@ Cleveland	L 3-6	1-1-1	3
10/13	@ Vancouver	L 1-4	1-2-1	3
10/16	@ Los Angeles	L 1-7	1-3-1	3
10/19	Montreal	L 0-6	1-4-1	3
10/21	Los Angeles	T 5-5	1-4-2	4
10/24	@ Buffalo	L 1-2	1-5-2	4
10/29	@ Colorado	W 2-1	2-5-2	6
10/31	@ Chicago	L 4-5	2-6-2	6
11/3	@ Atlanta	L 0-7	2-7-2	6
11/5	Buffalo	L 2-3	2-8-2	6
11/7	Minnesota	W 4-1	3-8-2	8
11/9	Vancouver	W 4-2	4-8-2	10
11/10	@ NY Rangers	W 7-5	5-8-2	12
11/12	Chicago	L 4-5	5-9-2	12
11/14	Cleveland	L 2-3	5-10-2	12
11/18	@ Boston	L 2-3	5-11-2	12
11/19	Boston	L 1-4	5-12-2	12
11/21	Colorado	W 3-1	6-12-2	14
11/24	@ Atlanta	L 2-6	6-13-2	14
11/27	@ Minnesota	L 1-6	6-14-2	14
11/30	Pittsburgh	W 6-4	7-14-2	16
12/1	@ NY Rangers	L 1-4	7-15-2	16
12/3	Philadelphia	T 4-4	7-15-3	17
12/5	@ Boston	T 5-5	7-15-4	18
12/7	Vancouver	W 4-3	8-15-4	20
12/10	@ Cleveland	L 1-7	8-16-4	20
12/11	Cleveland	L 2-4	8-17-4	20
12/14	Los Angeles	L 2-4	8-18-4	20
12/17	Toronto	W 3-2	9-18-4	22
12/18	@ Pittsburgh	W 5-3	10-18-4	24
12/23	@ Philadelphia	L 2-5	10-19-4	24
12/26	@ Buffalo	L 2-5	10-20-4	24
12/28	NY Rangers	L 2-5	10-21-4	24
12/29	@ Colorado	L 1-3	10-22-4	24
1/1	@ Toronto	L 1-3	10-23-4	24
1/2	St. Louis	W 2-1	11-23-4	26
1/4	Detroit	T 2-2	11-23-5	27
1/6	Pittsburgh	T 3-3	11-23-6	28
1/8	@ Montreal	L 2-7	11-24-6	28
1/10	@ Detroit	W 2-0	12-24-6	30
1/11	Boston	L 2-3	12-25-6	30
1/15	@ NY Islanders	L 1-2	12-26-6	30
1/16	NY Islanders	T 2-2	12-26-7	31
1/18	Montreal	L 0-3	12-27-7	31
1/19	@ Buffalo	W 4-2	13-27-7	33
1/22	@ Montreal	L 2-5	13-28-7	33
1/23	St. Louis	W 6-3	14-28-7	35
1/27	Detroit	W 4-1	15-28-7	37
1/29	@ St. Louis	W 5-2	16-28-7	39
1/30	Philadelphia	T 5-5	16-28-8	40
2/2	@ Los Angeles	L 2-7	16-29-8	40
2/5	@ NY Islanders	T 3-3	16-29-9	41
2/6	@ Boston	L 2-5	16-30-9	41
2/9	@ Chicago	T 4-4	16-30-10	42
2/10	@ Philadelphia	L 2-9	16-31-10	42
2/12	@ Toronto	L 0-10	16-32-10	42
2/15	Minnesota	T 3-3	16-32-11	43
2/17	@ Minnesota	T 4-4	16-32-12	44
2/19	@ St. Louis	L 1-4	16-33-12	44
2/20	NY Islanders	T 2-2	16-33-13	45
2/22	Pittsburgh	W 3-1	17-33-13	47
2/25	Toronto	W 4-2	18-33-13	49
2/26	@ Pittsburgh	L 1-2	18-34-13	49
3/1	Los Angeles	L 2-3	18-35-13	49
3/3	Chicago	W 7-4	19-35-13	51
3/6	Atlanta	L 2-4	19-36-13	51
3/9	@ Vancouver	L 2-5	19-37-13	51
3/10	@ Los Angeles	L 0-6	19-38-13	51
3/13	@ Detroit	T 3-3	19-38-14	52
3/15	Cleveland	L 1-5	19-39-14	52
3/18	Colorado	W 5-0	20-39-14	54
3/20	Buffalo	L 2-6	20-40-14	54
3/25	NY Rangers	W 7-2	21-40-14	56
3/27	Toronto	W 7-4	22-40-14	58
3/29	Detroit	W 6-1	23-40-14	60
3/30	@ Pittsburgh	W 4-3	24-40-14	62
4/2	@ Montreal	L 0-11	24-41-14	62
4/3	Montreal	L 1-2	24-42-14	62

## 1975-76

	W	L	T	PTS
Home	6	26	8	20
Away	5	33	2	12
1st Half	3	32	5	11
2nd Half	8	27	5	21
October	2	9	1	5
November	1	9	1	3
December	0	11	3	3
January	2	13	0	4
February	3	6	4	10
March	2	9	1	5
April	1	2	0	2

## Head Coach

Milt Schmidt: 3-28-5

Tom McVie (Dec. 31): 8-31-5



BERNIE WOLFE

Player	GP	G	A	PTS	PIM	+/-	PP	SH	GW
Nelson Pyatt	77	26	23	49	14	-57	5	0	0
*Hartland Monahan	80	17	29	46	35	-49	2	0	2
*Tony White	80	25	17	42	56	-41	7	0	2
Jean Lemieux	66	10	23	33	12	-18	6	0	1
Washington	33	6	14	20	2	-21	5	0	1
Ace Bailey	67	13	19	32	75	-42	2	0	2
Gerry Meehan	32	16	15	31	10	-7	3	0	0
*Bob Sirois	44	10	19	29	6	-33	4	0	0
Washington	43	10	19	29	6	-33	4	0	0
*Harvey Bennett	84	15	13	28	92	-21	2	0	1
Washington	49	12	10	22	39	-25	1	0	1
Ron Lalonde	80	9	19	28	19	-27	2	1	0
Stan Gilbertson	31	13	14	27	6	-26	5	0	0
Blair Stewart	74	13	14	27	113	-52	0	0	0
Bill Clement	46	10	17	27	20	-30	2	0	0
Greg Joly	54	8	17	25	28	-47	3	1	1
Jack Lynch	79	9	13	22	78	-52	5	0	1
Yvon Labre	80	2	20	22	146	-38	0	0	0
Tommy Williams	34	8	13	21	6	-34	2	0	0
Mike Lampman	27	7	12	19	28	-6	0	0	1
*Peter Scamurra	58	2	13	15	33	-38	1	0	0
*Rick Bragnalo	19	2	10	12	8	-4	0	0	0
Bob Gryp	46	6	5	11	12	-18	0	0	0
Mike Marson	57	4	7	11	50	-18	0	0	0
Bob Paradise	57	0	8	8	46	-48	0	0	0
Washington	48	0	8	8	42	-41	0	0	0
Willie Brossart	49	0	8	8	40	-49	0	0	0
Jack Eggers	12	3	3	6	8	-3	2	0	0
Gord Smith	25	1	2	3	28	-22	1	0	0
*John Paddock	8	1	1	2	12	-5	0	0	0
Paul Nicholson	14	0	2	2	9	-4	0	0	0
*Gord Lane	3	1	0	1	12	-5	1	0	0
Larry Bolonchuk	1	0	1	1	0	-1	0	0	0
*Brian Kinsella	4	0	1	1	0	-2	0	0	0
Michel Belhumeur	7	0	1	1	0	E	0	0	0
Ron Low	43	0	0	0	2	E	0	0	0
*Bernie Wolfe	40	0	0	0	0	E	0	0	0
*Don McLean	9	0	0	0	6	-3	0	0	0
Ron Jones	2	0	0	0	0	-1	0	0	0
*Brian Stapleton	1	0	0	0	0	-2	0	0	0

## Goaltender

GP	MIN	GA	SO	EN	GAA	W-L-T
Ron Low	43	2,289	208	0	3	5.45 6-31-2
Bernie Wolfe	40	2,134	148	0	2	4.16 5-23-7
Michel Belhumeur	7	377	32	0	1	5.09 0-5-1

\* Indicates rookie

## 11-59-10, 32 points

Date	Opponent	Result	Record	Pts
10/7	Pittsburgh	L 2-4	0-1-0	0
10/9	@ Philadelphia	L 4-5	0-2-0	0
10/11	@ Pittsburgh	L 5-7	0-3-0	0
10/14	@ Vancouver	L 2-7	0-4-0	0
10/15	@ Los Angeles	L 3-4	0-5-0	0
10/17	@ California	T 3-3	0-5-1	1
10/19	@ Buffalo	L 4-5	0-6-1	1
10/22	Kansas City	L 2-4	0-7-1	1
10/24	Toronto	L 3-6	0-8-1	1
10/26	@ Chicago	W 7-5	1-8-1	3
10/28	@ Los Angeles	L 0-6	1-9-1	3
10/30	@ Kansas City	W 6-2	2-9-1	5
11/1	@ NY Islanders	L 3-7	2-10-1	5
11/5	Los Angeles	L 1-3	2-11-1	5
11/9	St. Louis	L 3-5	2-12-1	5
11/12	Pittsburgh	T 6-6	2-12-2	6
11/14	Atlanta	L 1-4	2-13-2	6
11/15	@ St. Louis	L 2-9	2-14-2	6
11/18	@ Toronto	L 2-4	2-15-2	6
11/19	Vancouver	L 2-5	2-16-2	6
11/21	California	L 0-2	2-17-2	6
11/26	Los Angeles	W 7-2	3-17-2	8
11/29	@ Minnesota	L 3-5	3-18-2	8
12/3	Buffalo	T 4-4	3-18-3	9
12/4	@ Boston	L 2-3	3-19-3	9
12/6	@ Montreal	L 3-9	3-20-3	9
12/7	@ NY Rangers	L 2-5	3-21-3	9
12/9	@ Atlanta	L 1-7	3-22-3	9
12/10	Chicago	L 2-7	3-23-3	9
12/12	Detroit	L 3-5	3-24-3	9
12/14	Minnesota	T 4-4	3-24-4	10
12/17	Boston	L 2-3	3-25-4	10
12/19	Philadelphia	L 5-7	3-26-4	10
12/21	@ Buffalo	L 2-14	3-27-4	10
12/26	Minnesota	T 1-1	3-27-5	11
12/29	Montreal	L 0-6	3-28-5	11
12/31	@ Detroit	L 0-4	3-29-5	11
1/2	California	L 5-8	3-30-5	11
1/3	@ Montreal	L 0-7	3-31-5	11
1/6	Vancouver	L 3-5	3-32-5	11
1/8	@ St. Louis	L 2-4	3-33-5	11
1/9	California	L 0-5	3-34-5	11
1/11	Boston	L 4-7	3-35-5	11
1/13	Montreal	L 2-3	3-36-5	11
1/15	@ Buffalo	L 3-5	3-37-5	11
1/17	@ Minnesota	L 3-7	3-38-5	11
1/21	NY Islanders	L 2-5	3-39-5	11
1/23	NY Rangers	W 7-5	4-39-5	13
1/24	@ Pittsburgh	L 2-8	4-40-5	13
1/27	@ Los Angeles	L 0-2	4-41-5	13
1/28	@ California	W 4-2	5-41-5	15
1/30	@ Vancouver	L 2-4	5-42-5	15
2/4	@ Toronto	T 4-4	5-42-6	16
2/7	@ Kansas City	L 1-5	5-43-6	16
2/8	@ Chicago	L 2-4	5-44-6	16
2/10	Los Angeles	T 2-2	5-44-7	17
2/13	St. Louis	L 0-2	5-45-7	17
2/15	Detroit	W 8-5	6-45-7	19
2/16	Toronto	L 1-5	6-46-7	19
2/18	@ NY Rangers	L 4-11	6-47-7	19
2/21	@ Detroit	W 5-1	7-47-7	21
2/22	NY Islanders	L 0-4	7-48-7	21
2/24	Philadelphia	T 5-5	7-48-8	22
2/27	Boston	T 3-3	7-48-9	23
2/29	Chicago	W 4-1	8-48-9	25
3/6	@ NY Islanders	L 3-6	8-49-9	25
3/7	@ Boston	L 3-4	8-50-9	25
3/12	@ Atlanta	L 1-4	8-51-9	25
3/14	@ Montreal	L 1-5	8-52-9	25
3/16	NY Rangers	W 5-2	9-52-9	27
3/19	Pittsburgh	L 3-7	9-53-9	27
3/20	@ Toronto	L 3-7	9-54-9	27
3/23	Kansas City	T 5-5	9-54-10	28
3/24	@ Detroit	L 3-7	9-55-10	28
3/26	Buffalo	L 1-4	9-56-10	28
3/28	Atlanta	L 1-3	9-57-10	28
3/30	Detroit	W 5-3	10-57-10	30
4/1	@ Philadelphia	L 2-11	10-58-10	30
4/3	@ Pittsburgh	W 5-4	11-58-10	32
4/4	Montreal	L 3-4	11-59-10	32

1974-75

8-67-5, 21 points

	W	L	T	PTS
Home	7	28	5	19
Away	1	39	0	2
1st Half	3	33	4	10
2nd Half	5	34	1	11
October	1	8	1	3
November	1	10	2	4
December	1	12	1	3
January	1	11	1	3
February	2	12	0	4
March	1	12	0	2
April	1	2	0	2

Head Coach  
Jimmy Anderson: 4-45-5  
Red Sullivan (Feb. 11): 2-16-0  
Milt Schmidt (March 22): 2-6-0



YVON LABRE

Player	GP	G	A	PTS	PIM	+/-	PP	SH	GW
Tommy Williams	73	22	36	58	12	-80	7	2	1
Ace Bailey	71	19	39	58	121	-33	5	0	1
Washington	22	4	13	17	8	-29	1	0	0
Denis Dupere	53	20	15	35	8	-43	8	0	0
*Mike Marson	76	16	12	28	59	-65	5	0	2
Stan Gilbertson	62	13	15	28	18	-40	3	0	1
Washington	25	11	7	18	12	-37	2	0	1
Yvon Labre	76	4	23	27	182	-54	0	0	0
Ron Lalonde	74	12	17	29	27	-39	4	1	1
Washington	50	12	14	26	27	-39	4	1	1
*Mike Bloom	69	7	19	26	84	-54	0	0	0
Dave Kryskow	52	9	15	24	83	-29	1	1	0
Jack Lynch	70	3	20	23	62	-69	0	0	0
Washington	20	1	5	6	16	-54	0	0	0
Doug Mohns	75	2	19	21	54	-54	1	0	0
Bill Lesuk	79	8	11	19	77	-33	1	2	0
*Ron Anderson	28	9	7	16	8	-20	4	0	0
Steve Atkinson	46	11	4	15	8	-25	3	2	0
Pete Laframboise	45	5	10	15	22	-36	0	0	0
Bob Gryp	27	5	8	13	21	-24	0	0	0
*Bruce Cowick	65	5	6	11	41	-43	0	0	0
Gord Smith	63	3	8	11	56	-60	2	0	0
Gord Brooks	38	1	10	11	25	-19	1	0	0
*Nelson Pyatt	25	6	4	10	23	-15	0	0	1
Washington	16	6	4	10	21	-14	0	0	1
*Jim Hryciuk	21	5	5	10	12	-12	1	0	0
Bill Mikkelsen	59	3	7	10	52	-82	3	0	0
*Paul Nicholson	39	4	5	9	7	-29	0	0	1
*Greg Joly	44	1	7	8	44	-69	1	0	0
Blair Stewart	21	1	5	6	41	-7	0	0	0
Washington	2	1	0	1	2	-2	0	0	0
Jack Egers	14	3	2	5	8	-14	1	0	1
Lew Morrison	18	0	4	4	6	-14	0	0	0
Ron Jones	19	1	1	2	16	-13	1	0	0
*Tony White	5	0	2	2	0	E	0	0	0
Michel Belhumeur	35	0	2	2	10	E	0	0	0
Willie Brossart	16	1	0	1	16	-11	0	0	0
Washington	12	1	0	1	14	-13	0	0	0
*Larry Fullan	4	1	0	1	0	-2	1	0	0
Rod Seiling	5	0	1	1	0	-4	0	0	0
Washington	1	0	0	0	0	E	0	0	0
*Murray Anderson	40	0	1	1	68	-20	0	0	0
Ron Low	48	0	0	0	4	E	0	0	0
*Andre Peloffy	9	0	0	0	0	-8	0	0	0
John Adams	8	0	0	0	2	E	0	0	0
Joe Lundrigan	3	0	0	0	2	-3	0	0	0
*Bill Riley	1	0	0	0	0	-1	0	0	0
Goaltender	GP	MIN	GA	SO	EN	GAA	W-L-T		
Ron Low	48	2,587	235	1	2	5.45	8-36-2		
Michel Belhumeur	35	1,813	162	0	1	5.36	0-24-3		
John Adams	8	400	46	0	0	6.90	0-7-0		

\* Indicates rookie

Date	Opponent	Result	Record	Pts
10/9	@ NY Rangers	L 3-6	0-1-0	0
10/12	@ Minnesota	L 0-6	0-2-0	0
10/15	Los Angeles	T 1-1	0-2-1	1
10/17	Chicago	W 4-3	1-2-1	3
10/19	@ Detroit	L 4-6	1-3-1	3
10/20	NY Islanders	L 0-5	1-4-1	3
10/22	Detroit	L 0-3	1-5-1	3
10/23	@ Chicago	L 2-3	1-6-1	3
10/27	Toronto	L 3-4	1-7-1	3
10/31	Montreal	L 0-3	1-8-1	3
11/3	Kansas City	L 4-5	1-9-1	3
11/7	@ Boston	L 4-10	1-10-1	3
11/9	@ Philadelphia	L 2-6	1-11-1	3
11/10	Montreal	L 1-11	1-12-1	3
11/12	Atlanta	T 2-2	1-12-2	4
11/13	@ Atlanta	L 3-4	1-13-2	4
11/16	@ Pittsburgh	L 1-8	1-14-2	4
11/18	Pittsburgh	L 0-6	1-15-2	4
11/19	California	W 6-4	2-15-2	6
11/20	@ Buffalo	L 3-7	2-16-2	6
11/24	Minnesota	T 4-4	2-16-3	7
11/27	@ Minnesota	L 4-6	2-17-3	7
11/30	@ Toronto	L 1-7	2-18-3	7
12/1	California	L 2-5	2-19-3	7
12/3	Buffalo	L 3-5	2-20-3	7
12/5	@ Buffalo	L 2-9	2-21-3	7
12/7	@ St. Louis	L 2-8	2-22-3	7
12/8	St. Louis	L 1-3	2-23-3	7
12/12	NY Rangers	T 6-6	2-23-4	8
12/14	@ Boston	L 1-12	2-24-4	8
12/15	Toronto	W 3-1	3-24-4	10
12/17	@ Vancouver	L 2-4	3-25-4	10
12/19	@ Los Angeles	L 1-4	3-26-4	10
12/20	@ California	L 2-5	3-27-4	10
12/22	Buffalo	L 0-4	3-28-4	10
12/26	Philadelphia	L 1-4	3-29-4	10
12/29	NY Islanders	L 0-7	3-30-4	10
1/2	@ NY Islanders	L 2-5	3-31-4	10
1/4	@ Montreal	L 0-10	3-32-4	10
1/5	@ Atlanta	L 0-3	3-33-4	10
1/7	Boston	T 3-3	3-33-5	11
1/11	@ Kansas City	L 3-5	3-34-5	11
1/12	Montreal	L 2-7	3-35-5	11
1/14	Los Angeles	L 2-6	3-36-5	11
1/16	@ Philadelphia	L 0-4	3-37-5	11
1/19	Pittsburgh	L 2-3	3-38-5	11
1/23	Vancouver	L 2-3	3-39-5	11
1/25	@ Detroit	L 2-5	3-40-5	11
1/26	Detroit	W 6-3	4-40-5	13
1/30	@ Los Angeles	L 4-6	4-41-5	13
2/1	@ Vancouver	L 2-5	4-42-5	13
2/5	@ California	L 1-5	4-43-5	13
2/8	@ NY Islanders	L 1-5	4-44-5	13
2/9	@ NY Rangers	L 3-7	4-45-5	13
2/11	NY Rangers	W 7-4	5-45-5	15
2/13	@ Kansas City	L 1-5	5-46-5	15
2/15	@ St. Louis	L 1-7	5-47-5	15
2/16	Kansas City	W 3-0	6-47-5	17
2/18	Los Angeles	L 1-6	6-48-5	17
2/21	Buffalo	L 4-9	6-49-5	17
2/22	@ Chicago	L 3-10	6-50-5	17
2/23	St. Louis	L 2-7	6-51-5	17
2/25	Chicago	L 2-6	6-52-5	17
2/26	@ Pittsburgh	L 1-3	6-53-5	17
3/1	@ Toronto	L 4-5	6-54-5	17
3/2	Vancouver	L 3-7	6-55-5	17
3/4	Boston	L 0-8	6-56-5	17
3/7	@ Montreal	L 4-8	6-57-5	17
3/9	Toronto	L 2-4	6-58-5	17
3/15	@ Pittsburgh	L 1-12	6-59-5	17
3/18	Philadelphia	L 2-7	6-60-5	17
3/20	Minnesota	L 1-5	6-61-5	17
3/22	@ Boston	L 2-8	6-62-5	17
3/23	Atlanta	L 0-5	6-63-5	17
3/26	@ Los Angeles	L 1-5	6-64-5	17
3/28	@ California	W 5-3	7-64-5	19
3/30	Detroit	L 5-8	7-65-5	19
4/2	@ Detroit	L 3-8	7-66-5	19
4/5	@ Montreal	L 2-10	7-67-5	19
4/6	Pittsburgh	W 8-4	8-67-5	21

# General Managers, Head Coaches and Captains

## GENERAL MANAGERS

**MILT SCHMIDT** — Named the Capitals' first general manager. Was replaced by Max McNab, Dec. 29, 1975.  
**MAX McNAB** — Named general manager Dec. 31, 1975. Was replaced by Roger Crozier, Nov. 5, 1981.  
**ROGER CROZIER** — Named interim general manager Nov. 5, 1981. Was replaced by David Poile, Aug. 30, 1982.  
**DAVID POILE** — Named general manager Aug. 30, 1982. Was replaced by George McPhee, June 9, 1997.  
**GEORGE MCPHEE** — Named general manager June 9, 1997. Was replaced by Brian MacLellan, May 26, 2014  
**BRIAN MacLELLAN** — Named general manager May 26, 2014.

## HEAD COACHES

### JIMMY ANDERSON

Named the Capitals' first head coach. Relieved of coaching duties Feb. 9, 1975.

YEAR	GM	W-L-T	PTS	PCT.
1974-75	54	4-45-5	13	.120

### RED SULLIVAN

Named head coach Feb. 11, 1975. Relieved of coaching duties March 22, 1975.

YEAR	GM	W-L-T	PTS	PCT.
1974-75	18	2-16-0	4	.111

### MILT SCHMIDT

Named head coach March 23, 1975. Relieved of coaching duties Dec. 29, 1975.

YEAR	GM	W-L-T	PTS	PCT.
1974-75	8	2-6-0	4	.250
1975-76	36	3-28-5	11	.153
<b>TOTALS</b>	<b>44</b>	<b>5-34-5</b>	<b>15</b>	<b>.170</b>

### TOM McVIE

Named head coach Dec. 31, 1975. Relieved of coaching duties Oct. 9, 1978.

YEAR	GM	W-L-T	PTS	PCT.
1975-76	44	8-31-5	21	.239
1976-77	80	24-42-14	62	.388
1977-78	80	17-49-14	48	.300
<b>TOTALS</b>	<b>204</b>	<b>49-122-33</b>	<b>131</b>	<b>.321</b>

### DANNY BELISLE

Named head coach Oct. 9, 1978. Relieved of coaching duties Nov. 5, 1979.

YEAR	GM	W-L-T	PTS	PCT.
1978-79	80	24-41-15	63	.394
1979-80	16	4-10-2	10	.313
<b>TOTALS</b>	<b>96</b>	<b>28-51-17</b>	<b>73</b>	<b>.380</b>

### GARY GREEN

Named head coach Nov. 14, 1979. Relieved of coaching duties Nov. 5, 1981.

YEAR	GM	W-L-T	PTS	PCT.
1979-80	64	23-30-11	57	.445
1980-81	80	26-36-18	70	.438
1981-82	13	1-12-0	2	.077
<b>TOTALS</b>	<b>157</b>	<b>50-78-29</b>	<b>129</b>	<b>.411</b>

### ROGER CROZIER

Named interim head coach Nov. 5, 1981 and was 0-1-0. Left the bench when Bryan Murray was hired Nov. 11, 1981.

### BRYAN MURRAY

Named head coach Nov. 11, 1981. Relieved of coaching duties Jan. 15, 1990.

YEAR	GM	W-L-T	PTS	PCT.
1981-82	66	25-28-13	63	.477
1982-83	80	39-25-16	94	.588
1983-84	80	48-27-5	101	.631
1984-85	80	46-25-9	101	.631
1985-86	80	50-23-7	107	.669
1986-87	80	38-32-10	86	.538
1987-88	80	38-33-9	85	.531
1988-89	80	41-29-10	92	.575
1989-90	46	18-24-4	40	.435
<b>TOTALS</b>	<b>672</b>	<b>343-246-83</b>	<b>769</b>	<b>.572</b>

### TERRY MURRAY

Named head coach Jan. 15, 1990. Relieved of coaching duties Jan. 27, 1994.

YEAR	GM	W-L-T	PTS	PCT.
1989-90	34	18-14-2	38	.559
1990-91	80	37-36-7	81	.506
1991-92	80	45-27-8	98	.613
1992-93	84	43-34-7	93	.554
1993-94	47	20-23-4	44	.468
<b>TOTALS</b>	<b>325</b>	<b>163-134-28</b>	<b>354</b>	<b>.545</b>

## CAPTAINS

**DOUG MOHNS** — 1974-75  
**BILL CLEMENT & YVON LABRE** — 1975-76  
**YVON LABRE** — 1976-77 to 1977-78  
**GUY CHARRON** — 1978-79  
**RYAN WALTER** — 1979-80 to 1981-82  
**ROD LANGWAY** — 1982-83 to 1991-92  
**ROD LANGWAY & KEVIN HATCHER** — 1992-93  
**KEVIN HATCHER** — 1993-94  
**DALE HUNTER** — 1994-95 to 1998-99  
**ADAM OATES** — 1999-00 to 2000-01  
**STEVE KONOWALCHUK & BRENDAN WITT** — 2001-02  
**STEVE KONOWALCHUK** — 2002-03 to 2003-04  
**JEFF HALPERN** — 2005-06  
**CHRIS CLARK** — 2006-07 to 2009-10  
**ALEX OVECHKIN** — 2009-10 to present

### JIM SCHOENFELD

Named head coach Jan. 27, 1994. Relieved of coaching duties June 3, 1997.

YEAR	GM	W-L-T	PTS	PCT.
1993-94	37	19-12-6	44	.595
1994-95	48	22-18-8	52	.542
1995-96	82	39-32-11	89	.543
1996-97	82	33-40-9	75	.457
<b>TOTALS</b>	<b>249</b>	<b>113-102-34</b>	<b>260</b>	<b>.522</b>

### RON WILSON

Named head coach June 9, 1997. Relieved of coaching duties May 10, 2002.

YEAR	GM	W-L-T-OTL	PTS	PCT.
1997-98	82	40-30-12	92	.561
1998-99	82	31-45-6	68	.415
1999-00	82	44-24-12-2	102	.622
2000-01	82	41-27-10-4	96	.585
2001-02	82	36-33-11-2	85	.514
<b>TOTALS</b>	<b>410</b>	<b>192-159-51-8</b>	<b>443</b>	<b>.540</b>

### BRUCE CASSIDY

Named head coach June 25, 2002. Relieved of coaching duties Dec. 10, 2003.

YEAR	GM	W-L-T-OTL	PTS	PCT.
2002-03	82	39-29-8-6	92	.561
2003-04	28	8-18-1-1	18	.321
<b>TOTALS</b>	<b>110</b>	<b>47-47-9-7</b>	<b>110</b>	<b>.500</b>

### GLEN HANLON

Named head coach Dec 10, 2003. Relieved of coaching duties Nov. 22, 2008.

YEAR	GM	W-L-T-OT	PTS	PCT.
2003-04	54	15-28-9-2	41	.380
2005-06	82	29-41-12	70	.427
2006-07	82	28-40-14	70	.427
2007-08	21	6-14-1	13	.310
<b>TOTALS</b>	<b>239</b>	<b>78-123-9-29</b>	<b>194</b>	<b>.406</b>

### BRUCE BOUDREAU

Named head coach Nov. 22, 2007. Relieved of coaching duties Nov. 28, 2011.

YEAR	GM	W-L-OT	PTS	PCT.
2007-08	61	37-17-7	81	.664
2008-09	82	50-24-8	108	.659
2009-10	82	54-15-13	120	.732
2010-11	82	48-23-11	107	.652
2011-12	22	12-9-1	25	.568
<b>TOTALS</b>	<b>329</b>	<b>201-88-40</b>	<b>441</b>	<b>.655</b>

### DALE HUNTER

Named head coach Nov. 28, 2011. Left coaching duties May 14, 2012.

YEAR	GM	W-L-OT	PTS	PCT.
2011-12	60	30-23-7	67	.558
<b>TOTALS</b>	<b>60</b>	<b>30-23-7</b>	<b>67</b>	<b>.558</b>

### ADAM OATES

Named head coach June 26, 2012. Relieved of coaching duties April 26, 2014.

YEAR	GM	W-L-OT	PTS	PCT.
2012-13	48	27-18-3	57	.594
2013-14	82	38-30-14	90	.549
<b>TOTALS</b>	<b>130</b>	<b>65-48-17</b>	<b>147</b>	<b>.565</b>

### BARRY TROTZ

Named head coach May 26, 2014. Left coaching duties June 18, 2018.

YEAR	GM	W-L-OT	PTS	PCT.
2014-15	82	45-26-11	101	.616
2015-16	82	56-18-8	120	.732
2016-17	82	55-19-8	118	.720
2017-18	82	49-26-7	105	.640
<b>TOTALS</b>	<b>328</b>	<b>205-89-34</b>	<b>444</b>	<b>.677</b>

### TODD REIRDEN

Named head coach June 29, 2018. Relieved of coaching duties Aug. 23, 2020.

YEAR	GM	W-L-OT	PTS	PCT.
2018-19	82	48-26-8	104	.634
2019-20	69	41-20-8	90	.652
<b>TOTALS</b>	<b>151</b>	<b>89-46-16</b>	<b>194</b>	<b>.642</b>

### PETER LAVIOLETTE

Named head coach Sept. 15, 2020. Left coaching duties April 14, 2023.

YEAR	GM	W-L-OT	PTS	PCT.
2020-21	56	36-15-5	77	.688
2021-22	82	44-26-12	100	.610
2022-23	82	35-37-10	80	.488
<b>TOTALS</b>	<b>220</b>	<b>115-78-27</b>	<b>257</b>	<b>.584</b>

# All-Time Player Register

**KEITH ACTON****F****#15**

Signed as a free agent, July 27, 1993. Claimed by NY Islanders on waivers, Oct. 22, 1993.

YEAR	GP	G	A	PTS	PIM	+/-	PP	SH	GW
93-94	6	0	0	0	21	-4	0	0	0
NHL TOTAL	1023	226	358	584	1172	-24	33	11	29

**GREG ADAMS****F****#22**

Acquired from Hartford for Torrie Robertson, Oct. 4, 1983. Traded to Edmonton for Geoff Courtnall, July 22, 1988.

YEAR	GP	G	A	PTS	PIM	+/-	PP	SH	GW
83-84	57	2	6	8	133	1	0	0	0
84-85	51	6	12	18	72	8	0	0	1
85-86	78	18	38	56	152	24	3	0	2
86-87	67	14	30	44	184	9	2	0	0
87-88	78	15	12	27	153	-3	3	0	0
TOTAL	331	55	98	153	694	39	8	0	3
NHL TOTAL	545	84	143	227	1173	1	11	0	5

**ALEXANDER ALEXEYEV****D****#27**

Capitals' 1st choice (31st overall) in the 2018 Entry Draft.

YEAR	GP	G	A	PTS	PIM	+/-	PP	SH	GW
21-22	1	0	0	0	2	0	0	0	0
22-23	32	0	5	5	4	-2	0	0	0
TOTAL	33	0	5	5	6	-2	0	0	0

**JASON ALLISON****F****#41**

Capitals' 2nd choice (17th overall) in 1993 Entry Draft. Traded to Boston with Jim Carey and Anson Carter for Adam Oates, Bill Ranford and Rick Tocchet on March 1, 1997.

YEAR	GP	G	A	PTS	PIM	+/-	PP	SH	GW
93-94	2	0	1	1	0	1	0	0	0
94-95	12	2	1	3	6	-3	2	0	0
95-96	19	0	3	3	2	-3	0	0	0
96-97	53	5	17	22	25	-3	1	0	1
TOTAL	86	7	22	29	33	-8	3	0	1
NHL TOTAL	552	154	331	485	441	17	44	4	26

**KARL ALZNER****D****#47, 27**

Capitals' 1st choice (5th overall) in 2007 Entry Draft. Signed with Montreal as free agent, July 1, 2017.

YEAR	GP	G	A	PTS	PIM	+/-	PP	SH	GW
08-09	30	1	4	5	2	-1	0	0	0
09-10	21	0	5	5	8	-2	0	0	0
10-11	82	2	10	12	24	14	0	0	0
11-12	82	1	16	17	29	12	0	0	0
12-13	48	1	4	5	14	-6	0	0	0
13-14	82	2	16	18	26	-7	0	0	1
14-15	82	5	16	21	20	14	0	0	0
15-16	82	4	17	21	26	14	0	0	1
15-16	82	4	17	21	26	14	0	0	1
16-17	82	3	10	13	28	23	0	0	0
TOTAL	591	19	98	117	177	61	0	0	2
NHL TOTAL	686	20	110	130	219	54	0	0	2

**MURRAY ANDERSON****D****#8**

Acquired in 1974 Expansion Draft (22nd pick) from Minnesota. Contract expired September 1976.

YEAR	GP	G	A	PTS	PIM	+/-	PP	SH	GW
74-75	40	0	1	1	68	-40	0	0	0
NHL TOTAL	40	0	1	1	68	-40	0	0	0

**RON ANDERSON****F****#10, 12**

Acquired in 1974 Expansion Draft (17th pick) from Boston. Contract expired April 1976.

YEAR	GP	G	A	PTS	PIM	+/-	PP	SH	GW
74-75	28	9	7	16	8	-20	4	0	0
NHL TOTAL	28	9	7	16	8	-20	4	0	0

**SHAWN ANDERSON****D****#36**

Acquired from Buffalo for Bill Houlder, Sept. 30, 1990. Claimed by Quebec in 1990 Waiver Draft, Oct. 1, 1990. Acquired from Winnipeg for future considerations, Oct. 10, 1991. Became a free agent, June 14, 1994.

YEAR	GP	G	A	PTS	PIM	+/-	PP	SH	GW
92-93	60	2	6	8	18	-2	1	0	0
93-94	50	0	9	9	12	-1	0	0	0
TOTAL	110	2	15	17	30	-3	1	0	0
NHL TOTAL	225	11	51	62	117	1	6	0	0

**PETER ANDERSSON****D****#19**

Capitals' 8th choice (173rd overall) in the 1980 Entry Draft. Traded to Quebec for the Nordiques' 3rd-round choice in the 1986 Entry Draft (Shawn Simpson), March 10, 1986.

YEAR	GP	G	A	PTS	PIM	+/-	PP	SH	GW
83-84	42	3	7	10	20	12	2	0	0
84-85	57	0	10	10	21	5	0	0	0
85-86	61	6	16	22	36	-8	3	0	3
TOTAL	160	9	33	42	77	11	5	0	3
NHL TOTAL	172	10	41	51	81	17	6	0	3

**MEL ANGELSTAD****F****#69**

Signed as a free agent, April 3, 2004. Became a free agent, Aug. 1, 2005.

YEAR	GP	G	A	PTS	PIM	+/-	PP	SH	GW
03-04	2	0	0	0	2	0	0	0	0
NHL TOTAL	2	0	0	0	2	0	0	0	0

**CHUCK ARNASON****F****#19**

Acquired from Minnesota for future considerations, March 13, 1979. Returned to Minnesota, April 24, 1979.

YEAR	GP	G	A	PTS	PIM	+/-	PP	SH	GW
78-79	13	0	2	2	4	-1	0	0	0
NHL TOTAL	401	109	90	199	122	-71	23	0	11

**JASON ARNOTT****F****#44**

Acquired from New Jersey for C David Steckel and a 2012 2nd-round pick, Feb. 28, 2011. Became a free agent, July 1, 2011.

YEAR	GP	G	A	PTS	PIM	+/-	PP	SH	GW
10-11	11	4	3	7	8	3	2	0	1
NHL TOTAL	1244	417	521	938	1242	81	145	2	64

**STEVE ATKINSON****F****#21**

Acquired in 1974 Expansion Draft (8th pick) from Buffalo. Contract expired June 1, 1975.

YEAR	GP	G	A	PTS	PIM	+/-	PP	SH	GW
74-75	46	11	4	15	8	-26	3	2	0
NHL TOTAL	302	60	51	111	104	-52	8	3	4

**NICOLAS AUBE-KUBEL****F****#96**

Acquired off waivers from Toronto, Nov. 5, 2022

YEAR	GP	G	A	PTS	PIM	+/-	PP	SH	GW
22-23	53	4	8	12	50	1	0	0	0
NHL TOTAL	222	25	37	62	160	11	2	0	3

**KEITH AUCOIN****F****#20, 23**

Signed as a free agent, July 3, 2008. Became free agent July 1, 2012.

YEAR	GP	G	A	PTS	PIM	+/-	PP	SH	GW
08-09	12	2	4	6	4	5	1	0	0
09-10	9	1	4	5	0	-2	0	0	0
10-11	1	0	0	0	0	E	0	0	0
11-12	27	3	8	11	0	4	0	0	1
TOTAL	49	6	16	11	4	7	1	0	0
NHL TOTAL	145	17	32	49	22	3	2	0	2

**PATRIK AUGUSTA****F****#14**

Signed to an NHL contract Dec. 11, 1998. Became a free agent, July 1, 1999.

YEAR	GP	G	A	PTS	PIM	+/-	PP	SH	GW
98-99	2	0	0	0	0	E	0	0	0
NHL TOTAL	4	0	0	0	0	E	0	0	0

**BOB BABCOCK****D****#38, 29**

Capitals' 11th choice (208th overall) in 1986 Entry Draft. Became a free agent, July 1, 1993.

YEAR	GP	G	A	PTS	PIM	+/-	PP	SH	GW
90-91	1	0	0	0	0	E	0	0	0
92-93	1	0	0	0	2	E	0	0	0
TOTAL	2	0	0	0	2	E	0	0	0
NHL TOTAL	2	0	0	0	2	E	0	0	0

**NICKLAS BACKSTROM****F****#19**

Capitals' 1st choice (4th overall) in 2006 Entry Draft.

YEAR	GP	G	A	PTS	PIM	+/-	PP	SH	GW
07-08	82	14	55	69	24	13	3	0	4
08-09	82	22	66	88	46	16	14	0	1
09-10	82	33	68	101	50	37	11	0	4
10-11	77	18	47	65	40	24	4	1	2
11-12	42	14	30	44	24	-4	3	0	4
12-13	48	8	40	48	20	8	3	0	1
13-14	82	18	61	79	54	-20	6	1	1
14-15	82	18	60	78	40	5	3	0	3
15-16	75	20	50	70	36	17	3	0	4
16-17	82	23	63	83	38	17	8	0	5
17-18	81	21	50	71	46	5	7	0	4
18-19	80	22	52	74	30	2	7	0	5
19-20	61	12	42	54	14	-1	2	0	0
20-21	55	15	38	53	14	0	5	0	0
21-22	47	6	25	31	12	-8	1	0	1
22-23	39	7	14	21	14	-25	6	0	0
NHL TOTAL	1,097	271	761	1,032	502	86	86	2	39

# All-Time Player Register

## GARNET "ACE" BAILEY

F

#9

Acquired from St. Louis with Stan Gilbertson for Denis Dupere, Feb. 10, 1975. Became a free agent, June 1, 1978.

YEAR	GP	G	A	PTS	PIM	+/-	PP	SH	GW
74-75	22	4	13	17	8	-29	1	0	0
75-76	67	13	19	32	75	-42	2	0	2
76-77	78	19	27	46	51	-21	2	0	2
77-78	40	7	12	19	28	-12	0	0	2
TOTAL	207	43	71	114	162	-104	5	0	6
NHL TOTAL	568	107	171	278	633	-76	14	3	12

## RILEY BARBER

F

#24

Capitals' 7th choice (167th overall) in 2012 Entry Draft. Became a free agent, July 1, 2019.

YEAR	GP	G	A	PTS	PIM	+/-	PP	SH	GW
16-17	3	0	0	0	0	0	0	0	0
TOTAL	3	0	0	0	0	0	0	0	0
NHL TOTAL	16	0	0	0	4	-3	0	0	0

## JOHN BARRETT

D

#6

Acquired from Detroit with Greg Smith for Darren Veitch, March 10, 1986. Traded to Minnesota for future considerations, Feb. 29, 1988. Reacquired and released, June 15, 1988.

YEAR	GP	G	A	PTS	PIM	+/-	PP	SH	GW
85-86	14	0	3	3	12	3	0	0	0
86-87	55	2	2	4	43	-16	0	0	0
TOTAL	69	2	5	7	55	-13	0	0	0
NHL TOTAL	488	20	77	97	604	-130	0	0	2

## BATES BATTAGLIA

F

#13

Acquired from Colorado with Jonas Johansson for Steve Konowalchuk and a third-round selection in the 2004 Entry Draft (later traded to Carolina-Casey Borer), Oct. 22, 2003. Became a free agent, Aug. 1, 2005.

YEAR	GP	G	A	PTS	PIM	+/-	PP	SH	GW
03-04	66	4	6	10	38	-23	0	0	1
NHL TOTAL	580	80	118	198	385	-34	11	2	12

## NOLAN BAUMGARTNER

D

#38

Capitals' 1st choice (10th overall) in the 1994 Entry Draft. Traded to Chicago for defenseman Remi Royer, July 21, 2000.

YEAR	GP	G	A	PTS	PIM	+/-	PP	SH	GW
95-96	1	0	0	0	0	-1	0	0	0
97-98	4	0	1	1	0	E	0	0	0
98-99	5	0	0	0	0	-3	0	0	0
99-00	8	0	1	1	2	-3	0	0	0
TOTAL	18	0	2	2	2	-3	0	0	0
NHL TOTAL	143	7	40	47	69	11	5	1	1

## ROBIN BAWA

F

#25

Signed as a free agent, May 22, 1987. Became a free agent, September 1990.

YEAR	GP	G	A	PTS	PIM	+/-	PP	SH	GW
89-90	5	1	0	1	2	-3	0	0	0
NHL TOTAL	61	6	1	7	60	-31	0	0	1

## JAY BEAGLE

F

#83

Signed as a free agent, March 26, 2008. Became a free agent, July 1, 2018.

YEAR	GP	G	A	PTS	PIM	+/-	PP	SH	GW
08-09	3	0	0	0	2	-3	0	0	0
09-10	7	1	1	2	2	-1	0	0	0
10-11	31	2	1	3	8	-2	0	0	2
11-12	41	4	1	5	23	-2	0	0	0
12-13	48	2	6	8	14	-1	0	0	1
13-14	62	4	5	9	28	-9	0	0	0
14-15	62	10	10	20	20	6	0	0	2
15-16	57	8	9	17	24	0	0	0	1
16-17	81	13	17	30	22	20	0	1	4
17-18	79	7	15	22	16	3	0	1	2
TOTAL	471	51	65	116	159	11	0	2	12
NHL TOTAL	646	58	86	144	250	-28	0	4	13

## YVES BEAUDOIN

D

#30, 38

Capitals' 6th choice (195th overall) in 1983 Entry Draft. Became a free agent, June 1988.

YEAR	GP	G	A	PTS	PIM	+/-	PP	SH	GW
85-86	4	0	0	0	0	-4	0	0	0
86-87	6	0	0	0	5	-4	0	0	0
87-88	1	0	0	0	0	-1	0	0	0
TOTAL	11	0	0	0	5	-9	0	0	0
NHL TOTAL	11	0	0	0	5	-9	0	0	0

## KRIS BEECH

F

#16, 24

Capitals' 1st choice (7th overall) in 1999 Entry Draft. Traded to Pittsburgh with Russ Lupaschuk and Michal Sivek for Jaromir Jagr and Frantisek Kucera, July 11, 2001. Acquired from Nashville with the Predators' 1st-round choice in the 2006 Entry Draft (Semyon Varlamov) for Brendan Witt, March 9, 2006. Became a free agent, July 1, 2007. Claimed off waivers from Vancouver, Jan. 23, 2008. Claimed by Pittsburgh off waivers, Jan. 26, 2008.

YEAR	GP	G	A	PTS	PIM	+/-	PP	SH	GW
00-01	4	0	0	0	2	-2	0	0	0
05-06	5	0	0	0	4	E	0	0	0
06-07	64	8	18	26	46	-11	3	0	0
TOTAL	73	8	18	26	52	-13	3	0	0
NHL TOTAL	198	25	42	67	113	-37	7	0	0

## ERIC BELANGER

F

#18

Acquired from Minnesota for Washington's second-round pick in the 2010 Entry Draft, March 3, 2010. Became a free agent, July 1, 2010.

YEAR	GP	G	A	PTS	PIM	+/-	PP	SH	GW
09-10	17	2	4	6	4	3	0	0	0
NHL TOTAL	820	138	220	358	361	-24	28	10	19

## BRIAN BELLOWES

F

#23

Signed as a free agent, March 24, 1998. Retired after the 1998-99 season.

YEAR	GP	G	A	PTS	PIM	+/-	PP	SH	GW
97-98	11	6	3	9	6	-3	5	0	2
98-99	76	17	19	36	26	-12	8	0	3
TOTAL	87	23	22	45	32	-15	13	0	5
NHL TOTAL	1188	485	537	1022	718	-125	198	13	58

## JAN BENDA

F

#28

Signed as a free agent, Oct. 1, 1997. Became a free agent, July 1, 1998.

YEAR	GP	G	A	PTS	PIM	+/-	PP	SH	GW
97-98	9	0	3	3	6	E	0	0	0
NHL TOTAL	9	0	3	3	6	E	0	0	0

## HARVEY BENNETT

F

#27

Acquired from Pittsburgh for Stan Gilbertson, Dec. 16, 1975. Sold to Philadelphia, Nov. 24, 1976.

YEAR	GP	G	A	PTS	PIM	+/-	PP	SH	GW
75-76	49	12	10	22	39	-27	1	0	1
76-77	18	2	6	8	34	-9	0	0	0
TOTAL	67	14	16	30	73	-36	1	0	1
NHL TOTAL	268	44	46	90	347	-92	3	0	4

## SERGE BEREZIN

F

#94

Acquired from Chicago for the Capitals' 4th choice in the 2004 Entry Draft, March 11, 2003. Became a free agent, July 1, 2003.

YEAR	GP	G	A	PTS	PIM	+/-	PP	SH	GW
02-03	9	5	4	9	4	10	0	0	2
NHL TOTAL	502	160	126	286	54	29	43	1	23

## MICHEL BERGERON

F

#12, 16

Acquired from the NY Islanders for the Capitals' 2nd choice in the 1979 Entry Draft (Tomas Jonsson), Oct. 19, 1978. Released on Jan. 27, 1979.

YEAR	GP	G	A	PTS	PIM	+/-	PP	SH	GW
78-79	30	7	6	13	7	-18	1	0	1
NHL TOTAL	229	80	58	138	165	-37	17	0	12

## TIM BERGLAND

F

#11

Capitals' 1st choice (75th overall) in the 1983 Entry Draft. Claimed by Tampa Bay in 1992 Expansion Draft, June 18, 1992. Claimed on waivers from Tampa Bay, March 17, 1994. Became a free agent, June 14, 1994.

YEAR	GP	G	A	PTS	PIM	+/-	PP	SH	GW
89-90	32	2	5	7	31	2	0	0	0
90-91	47	5	9	14	21	-1	0	0	0
91-92	22	1	4	5	2	-3	0	0	0
93-94	3	0	0	0	4	-1	0	0	0
TOTAL	104	8	18	26	58	-3	0	0	0
NHL TOTAL	182	17	26	43	75	-22	0	0	0

## RICK BERRY

D

#4

Claimed from Pittsburgh in the waiver draft, Oct. 4, 2002. Became a free agent, July 1, 2004.

YEAR	GP	G	A	PTS	PIM	+/-	PP	SH	GW
02-03	43	2	1	3	87	-3	0	0	1
03-04	65	0	6	6	108	-5	0	0	0
TOTAL	108	2	7	9	195	-8	0	0	1
NHL TOTAL	197	2	13	15	314	-6	0	0	1

# All-Time Player Register

## CRAIG BERUBE

F

#27

Acquired from Calgary for Washington's 5th choice in the 1993 Entry Draft (Darryl LaFrance), June 26, 1993. Traded to Philadelphia for future considerations, March 23, 1999. Signed as a free agent, July 7, 2000. Traded to the NY Islanders for their 9th choice in the 2001 Entry Draft (Robert Muller), Jan. 11, 2001.

YEAR	GP	G	A	PTS	PIM	+/-	PP	SH	GW
93-94	84	7	7	14	305	-4	0	0	0
94-95	43	2	4	6	173	-5	0	0	0
95-96	50	2	10	12	151	1	1	0	1
96-97	80	4	3	7	218	-11	0	0	1
97-98	74	6	9	15	189	-3	0	0	0
98-99	66	5	4	9	166	-7	0	0	0
00-01	22	0	1	1	18	-3	0	0	0
TOTAL	419	26	38	64	1220	-32	1	0	2
NHL TOTAL	1054	61	98	159	3149	-81	3	0	8

## TODD BIDNER

F

#22, 23

Capitals' 5th choice (110th overall) in 1980 Entry Draft. Traded to Edmonton for Doug Hicks, March 9, 1982.

YEAR	GP	G	A	PTS	PIM	+/-	PP	SH	GW
81-82	12	2	1	3	7	E	0	0	1
NHL TOTAL	12	2	1	3	7	E	0	0	1

## MATHIEU BIRON

D

#34

Signed as a free agent, Aug. 10, 2005. Became a free agent July 1, 2006.

YEAR	GP	G	A	PTS	PIM	+/-	PP	SH	GW
05-06	52	4	9	13	50	-11	3	0	0
NHL TOTAL	253	12	32	44	177	-69	5	1	3

## JAMES BLACK

F

#28, 21

Acquired from Chicago for future considerations, Oct. 15, 1998. Became a free agent, July 1, 2001.

YEAR	GP	G	A	PTS	PIM	+/-	PP	SH	GW
98-99	75	16	14	30	14	5	1	1	3
99-00	49	8	9	17	6	-1	1	0	1
00-01	42	1	5	6	4	-3	0	0	0
TOTAL	166	25	28	53	24	1	2	1	4
NHL TOTAL	352	58	57	115	84	-8	7	2	12

## TIMO BLOMQUIST

D

#17

Capitals' 4th choice (89th overall) in 1980 Entry Draft. Became a free agent, July 1, 1986.

YEAR	GP	G	A	PTS	PIM	+/-	PP	SH	GW
81-82	44	1	11	12	62	-17	0	0	0
82-83	61	1	17	18	67	15	1	0	1
83-84	65	1	19	20	84	17	0	0	0
84-85	53	1	4	5	51	11	0	0	0
TOTAL	223	4	51	55	264	26	1	0	1
NHL TOTAL	243	4	53	57	293	23	1	0	1

## MIKE BLOOM

F

#23

Acquired in 1974 Expansion Draft (13th pick) from Boston. Traded to Detroit for Blair Stewart, March 9, 1975.

YEAR	GP	G	A	PTS	PIM	+/-	PP	SH	GW
74-75	69	7	19	26	84	-54	0	0	0
NHL TOTAL	201	30	47	77	215	-81	2	0	2

## JOHN BLUM

D

#17, 33

Claimed from Boston in the waiver draft, Oct. 6, 1986. Traded to Boston for the Bruins' 7th choice in the 1988 Entry Draft (Brad Schlegel), May 27, 1987.

YEAR	GP	G	A	PTS	PIM	+/-	PP	SH	GW
86-87	66	2	8	10	133	1	0	0	0
NHL TOTAL	250	7	34	41	610	8	0	0	1

## PATRICK BOILEAU

D

#39, 41, 45

Capitals' 3rd choice (69th overall) in the 1993 Entry Draft. Became a free agent, July 1, 2002.

YEAR	GP	G	A	PTS	PIM	+/-	PP	SH	GW
1996-97	1	0	0	0	0	0	0	0	0
1998-99	4	0	1	1	2	-4	0	0	0
2001-02	2	0	0	0	2	-2	0	0	0
TOTAL	7	0	1	1	4	-6	0	0	0
NHL TOTAL	48	5	11	16	26	-13	3	0	1

## LARRY BOLONCHUK

D

#24, 8, 4

Acquired in 1974 Expansion Draft (21st pick) from Vancouver. Became a free agent June 1, 1978.

YEAR	GP	G	A	PTS	PIM	+/-	PP	SH	GW
75-76	1	0	1	1	0	-1	0	0	0
76-77	9	0	0	0	12	-12	0	0	0
77-78	49	3	8	11	79	-19	0	0	0
TOTAL	59	3	9	12	91	-32	0	0	0
NHL TOTAL	74	3	9	13	97	-43	0	0	0

## PETER BONDRA

F

#12

Capitals' 9th choice (156th overall) in 1990 Entry Draft. Traded to Ottawa for Brooks Laich and Ottawa's 2nd choice in the 2005 Entry Draft (later traded to Colorado-Chris Durand), Feb. 18, 2004.

YEAR	GP	G	A	PTS	PIM	+/-	PP	SH	GW
90-91	54	12	16	28	47	-10	4	0	1
91-92	71	28	28	56	42	16	4	0	3
92-93	83	37	48	85	70	8	10	0	7
93-94	69	24	19	43	40	22	4	0	2
94-95	47	34	9	43	24	9	12	6	3
95-96	67	52	28	80	40	18	11	4	7
96-97	77	46	31	77	72	7	10	4	3
97-98	76	52	26	78	44	14	11	5	13
98-99	66	31	24	55	56	-1	6	3	5
99-00	62	21	17	38	30	5	5	3	5
00-01	82	45	36	81	60	8	22	4	8
01-02	77	39	31	70	80	-2	17	1	8
02-03	76	30	26	56	52	-3	9	2	4
03-04	54	21	14	35	22	-17	12	0	4
TOTAL	961	472	353	825	679	74	137	32	73
NHL TOTAL	1081	503	389	892	761	74	149	32	78

## HENRIK BORGSTROM

F

#13

Signed as a free agent, July 14, 2022.

YEAR	GP	G	A	PTS	PIM	+/-	PP	SH	GW
22-23	1	0	0	0	0	0	0	0	0
NHL TOTAL	111	13	13	26	28	-31	3	0	0

## PIERRE BOUCHARD

D

#29, 26

Claimed from Montreal in the waiver draft, Oct. 9, 1978. Became a free agent, Oct. 25, 1982.

YEAR	GP	G	A	PTS	PIM	+/-	PP	SH	GW
78-79	1	0	0	0	0	1	0	0	0
79-80	54	5	9	14	16	-7	0	0	0
80-81	50	3	7	10	28	-18	0	0	0
81-82	1	0	0	0	10	-2	0	0	0
TOTAL	106	8	16	24	54	-26	0	0	0
NHL TOTAL	595	24	82	106	433	110	0	1	2

## JOSEF BOUMEDIENNE

D

#39, 2

Acquired from Ottawa for Dean Melanson, Dec. 16, 2002. Became a free agent, July 1, 2008.

YEAR	GP	G	A	PTS	PIM	+/-	PP	SH	GW
02-03	6	1	0	1	0	-1	0	0	1
03-04	37	2	12	14	30	-10	2	0	0
TOTAL	43	3	12	15	30	-11	2	0	1
NHL TOTAL	47	4	12	16	36	-13	2	0	1

## CHRIS BOURQUE

F

#56

Capitals' 4th choice (33rd overall) in 2004 Entry Draft. Claimed on waivers by Pittsburgh, Sept. 30, 2009. Claimed off waivers from Pittsburgh, Dec. 5, 2009. Signed with KHL, July 2010.

YEAR	GP	G	A	PTS	PIM	+/-	PP	SH	GW
07-08	4	0	0	0	2	E	0	0	0
08-09	8	1	0	1	0	E	0	0	0
09-10	1	0	0	0	0	-2	0	0	0
TOTAL	13	1	0	1	2	-2	0	0	0
NHL TOTAL	51	2	6	8	18	-12	0	0	1

## MADISON BOWEY

D

#22

Capitals' 2nd choice (53rd overall) in 2013 Entry Draft. Traded to the Detroit Red Wings with a second round pick in the 2020 NHL Draft, Feb. 22, 2019 in exchange for Nick Jensen and a fifth round pick in the 2019 NHL Draft (pick traded to Buffalo).

YEAR	GP	G	A	PTS	PIM	+/-	PP	SH	GW
17-18	51	0	12	12	24	-3	0	0	0
18-19	33	1	5	6	38	+3	0	0	1
TOTAL	84	1	17	18	62	0	0	0	1
NHL TOTAL	158	5	35	40	104	-22	0	0	1

## TRAVIS BOYD

F

#72

Capitals' 6th choice (117th overall) in 2011 Entry Draft. Became a free agent, Oct. 9, 2020

YEAR	GP	G	A	PTS	PIM	+/-	PP	SH	GW
17-18	8	0	1	1	2	2	0	0	0
18-19	53	5	15	20	6	6	0	0	1
19-20	24	3	7	10	2	9	0	0	0
TOTAL	85	8	23	31	10	17	0	0	1
NHL TOTAL	198	30	46	76	46	2	3	0	3

# All-Time Player Register

**MATT BRADLEY****F****#10**

Signed as a free agent, Aug. 18, 2005. Became a free agent, July 1, 2011.

YEAR	GP	G	A	PTS	PIM	+/-	PP	SH	GW
05-06	74	7	12	19	72	-8	0	0	1
06-07	57	4	9	13	47	-5	0	0	0
07-08	77	7	11	18	74	1	1	1	2
08-09	81	5	6	11	59	-1	0	0	1
09-10	77	10	14	24	47	6	0	1	5
10-11	61	4	7	11	68	-3	0	0	0
TOTAL	427	37	59	96	367	-10	1	2	9
NHL TOTAL	675	59	90	149	562	-19	1	2	12

**RICK BRAGNALO****F****#18, 12, 8**

Signed as a free agent, March 1976. Became a free agent, June 1, 1980.

YEAR	GP	G	A	PTS	PIM	+/-	PP	SH	GW
75-76	19	2	10	12	8	-4	0	0	0
76-77	80	11	12	23	16	-16	1	2	1
77-78	44	2	13	15	22	-6	0	0	0
78-79	2	0	0	0	0	-1	0	0	0
TOTAL	145	15	35	50	46	-27	1	2	1
NHL TOTAL	145	15	35	50	46	-27	1	2	1

**DONALD BRASHEAR****F****#87**

Signed as a free agent, July 14, 2006. Became a free agent, July 1, 2009.

YEAR	GP	G	A	PTS	PIM	+/-	PP	SH	GW
06-07	77	4	9	13	156	1	0	0	0
07-08	80	5	3	8	119	-7	0	0	0
08-09	63	1	3	4	121	-6	0	0	1
TOTAL	220	10	15	25	396	-12	0	0	1
NHL TOTAL	1025	85	120	205	2634	-93	4	0	13

**GORD BROOKS****F****#10**

Acquired in 1974 Expansion Draft (14th pick) from St. Louis. Became a free agent, June 1, 1975.

YEAR	GP	G	A	PTS	PIM	+/-	PP	SH	GW
74-75	38	1	10	11	25	-19	1	0	0
NHL TOTAL	70	7	18	25	37	-19	1	0	1

**WILLIE BROSSART****D****#17, 5**

Acquired from Toronto with Tim Ecclestone for Rod Seiling, Nov. 2, 1974. Became a free agent, June 1, 1976.

YEAR	GP	G	A	PTS	PIM	+/-	PP	SH	GW
74-75	12	1	0	1	14	-14	0	0	0
75-76	49	0	8	8	40	-49	0	0	0
TOTAL	61	1	8	9	54	-63	0	0	0
NHL TOTAL	129	1	14	15	88	-75	0	0	0

**JULIEN BROUILLETTE****D****#59**

Signed as a free agent, April 5, 2013. Became a free agent, July 1, 2014.

YEAR	GP	G	A	PTS	PIM	+/-	PP	SH	GW
13-14	10	1	1	2	0	3	0	0	1
TOTAL:	11	1	1	2	0	3	0	0	1

**TROY BROUWER****F****#20**

Acquired from Chicago for Washington's 1st choice in the 2011 Entry Draft (Phillip Danault) on June 24, 2011. Traded to St. Louis with Phoenix Copley and Washington's 3rd pick in the 2016 Entry Draft for T.J. Oshie, July 2, 2015.

YEAR	GP	G	A	PTS	PIM	+/-	PP	SH	GW
11-12	82	18	15	33	61	-15	3	0	5
12-13	47	19	14	33	28	-5	7	1	5
13-14	82	25	18	43	92	-6	12	0	3
14-15	82	21	22	43	53	11	8	2	3
TOTAL	293	83	69	152	234	-7	30	3	16
NHL TOTAL	851	182	181	363	595	-28	60	7	35

**CHRIS BROWN****F****#67**

Acquired from Phoenix for Martin Erat and John Mitchell, March 4, 2014. Traded to NY Rangers for Ryan Bourque, Feb. 28, 2016.

YEAR	GP	G	A	PTS	PIM	+/-	PP	SH	GW
13-14	6	1	1	2	0	0	0	0	0
14-15	5	1	0	1	2	1	0	0	0
15-16	1	0	0	0	0	0	0	0	0
NHL TOTAL	23	2	1	3	21	1	0	0	0

**CONNOR BROWN****F****#28**

Acquired from Ottawa for Washington's second-round choice in the 2024 NHL Draft, July 13, 2022. Became a free agent, July 1, 2023.

YEAR	GP	G	A	PTS	PIM	+/-	PP	SH	GW
22-23	4	0	0	0	0	-3	0	0	0
NHL TOTAL	448	90	126	216	90	-11	8	8	8

**JEFF BROWN****D****#28**

Acquired from Toronto for Sylvain Cote, March 24, 1998. Retired after the 1997-98 season.

YEAR	GP	G	A	PTS	PIM	+/-	PP	SH	GW
97-98	9	0	6	6	6	4	0	0	0
NHL TOTAL	747	154	430	584	498	-51	80	5	16

**ANDREW BRUNETTE****F****#18**

Capitals' 6th choice (174th overall) in the 1993 Entry Draft. Claimed by Nashville in the 1998 Expansion Draft, June 26, 1998.

YEAR	GP	G	A	PTS	PIM	+/-	PP	SH	GW
95-96	11	3	3	6	0	5	0	0	1
96-97	23	4	7	11	12	-3	2	0	0
97-98	28	11	12	23	12	2	4	0	2
TOTAL	62	18	22	40	24	4	6	0	3
NHL TOTAL	1032	256	450	706	310	-65	110	0	32

**JAN BULIS****F****#8, 38**

Capitals' 3rd choice (43rd overall) in 1996 Entry Draft. Traded with Richard Zednik and Washington's 1st choice in the 2001 Entry Draft (Alexander Perezhogin) to Montreal for Trevor Linden, Dainius Zubrus and Washington's 2nd choice in the 2001 Entry Draft (traded to Tampa Bay-Andreas Holmqvist), March 13, 2001.

YEAR	GP	G	A	PTS	PIM	+/-	PP	SH	GW
97-98	48	5	11	16	18	-5	0	0	0
98-99	38	7	16	23	6	3	3	0	3
99-00	56	9	22	31	30	7	0	0	1
00-01	39	5	13	18	26	E	1	0	0
TOTAL	181	26	62	88	80	5	4	0	4
NHL TOTAL	552	96	149	245	268	-3	13	3	18

**TED BULLEY****F****#29**

Acquired from Chicago with Dave Hutchinson for future considerations, Aug. 28, 1982. Signed as a free agent by Pittsburgh, Sept. 30, 1983.

YEAR	GP	G	A	PTS	PIM	+/-	PP	SH	GW
82-83	39	4	9	13	47	-3	0	0	1
NHL TOTAL	414	101	113	214	704	8	13	0	20

**ANDRE BURAKOVSKY****F****#65**

Capitals' 1st choice (23rd overall) in the 2013 Entry Draft. Traded to Colorado in exchange for Scott Kosmachuk, a 2020 second round pick and a 2020 third round pick, June 28, 2019.

YEAR	GP	G	A	PTS	PIM	+/-	PP	SH	GW
14-15	53	9	13	22	10	12	2	0	2
15-16	79	17	21	38	12	4	0	0	1
16-17	64	12	23	35	14	13	2	0	1
17-18	56	12	13	25	27	3	2	0	5
18-19	76	12	13	25	14	2	1	0	4
TOTAL	328	62	83	145	77	34	7	0	13
NHL TOTAL	519	123	172	295	127	61	17	0	27

**RANDY BURRIDGE****F****#18**

Acquired from Boston for Stephen Leach, June 20, 1991. Traded to Los Angeles for Warren Rychel (traded to Toronto for the Maple Leafs' 4th pick in the 1995 Entry Draft-Sebastien Charpentier), Feb. 10, 1995.

YEAR	GP	G	A	PTS	PIM	+/-	PP	SH	GW
91-92	66	23	44	67	50	-4	9	0	3
92-93	4	0	0	0	0	1	0	0	0
93-94	78	25	17	42	73	-1	8	1	5
94-95	2	0	0	0	2	E	0	0	0
TOTAL	150	48	61	109	125	-4	17	1	8
NHL TOTAL	706	199	251	450	458	65	47	9	29

**NELSON BURTON****F****#12, 27, 8**

Capitals' 4th choice (57th overall) in 1977 Amateur Draft. Traded to Quebec for Dave Parro, June 15, 1979.

YEAR	GP	G	A	PTS	PIM	+/-	PP	SH	GW
77-78	5	1	0	1	8	-3	0	0	0
78-79	3	0	0	0	13	-2	0	0	0
TOTAL	8	1	0	1	21	-5	0	0	0
NHL TOTAL	8	1	0	1	21	-5	0	0	0

**ERIC CALDER****D****#26, 24**

Capitals' 2nd choice (45th overall) in the 1981 Entry Draft. Retired, Aug. 20, 1984.

YEAR	GP	G	A	PTS	PIM	+/-	PP	SH	GW
81-82	1	0	0	0	0	E	0	0	0
82-83	1	0	0	0	0	E	0	0	0
TOTAL	2	0	0	0	0	E	0	0	0
NHL TOTAL	2	0	0	0	0	E	0	0	0

**TONY CAMAZZOLA****F****#2**

Capitals' 9th choice (195th overall) of 1980 Entry Draft. Released from contract, June 1, 1984.

YEAR	GP	G	A	PTS	PIM	+/-	PP	SH	GW
81-82	3	0	0	0	4	E	0	0	0
NHL TOTAL	3	0	0	0	4	E	0	0	0

# All-Time Player Register

**PAUL CAREY****F****#28**

Signed as a free agent, July 8, 2015. Signed with NY Rangers July 1, 2017

YEAR	GP	G	A	PTS	PIM	+/-	PP	SH	GW
15-16	4	1	0	1	0	0	0	0	0
16-17	6	0	0	0	0	0	0	0	0
TOTAL	32	1	1	2	0	2	0	0	0
NHL TOTAL	92	8	8	16	20	-11	1	1	1

**JOHN CARLSON****D****#74**

Capitals' 2nd choice (27th overall) of 2008 Entry Draft.

YEAR	GP	G	A	PTS	PIM	+/-	PP	SH	GW
09-10	22	1	5	6	8	11	0	0	0
10-11	82	7	30	37	44	21	1	0	3
11-12	82	9	23	32	22	-15	4	0	0
12-13	48	6	16	22	18	11	0	0	0
13-14	82	10	27	37	22	-3	5	0	0
14-15	82	12	43	55	28	11	3	1	3
15-16	56	8	31	39	14	16	2	0	4
16-17	72	9	28	37	10	7	3	0	3
17-18	82	15	53	68	32	0	4	0	4
18-19	80	13	57	70	34	21	3	0	1
19-20	69	15	60	75	26	12	2	0	6
20-21	52	10	34	44	12	-5	3	0	1
21-22	78	17	54	71	20	13	7	0	2
22-23	40	9	20	29	12	-7	3	1	0
NHL TOTAL	927	141	481	622	302	93	40	2	27

**KENT CARLSON****D****#39**

Acquired from Winnipeg for future considerations, Oct. 19, 1988. Released, February 1988.

YEAR	GP	G	A	PTS	PIM	+/-	PP	SH	GW
88-89	2	1	0	1	0	2	0	0	0
NHL TOTAL	113	7	11	18	148	-10	0	0	2

**BOB CARPENTER****F****#10, 11**

Capitals' 1st choice (3rd overall) in the 1981 Entry Draft. Traded to NY Rangers with the Capitals' 2nd choice in 1989 Entry Draft (Jason Prosofsky) for Bob Crawford, Kelly Miller and Mike Ridley, Jan. 1, 1987. Signed as a free agent, June 30, 1992. Became a free agent, Aug. 1, 1993.

YEAR	GP	G	A	PTS	PIM	+/-	PP	SH	GW
81-82	80	32	35	67	69	-23	7	1	3
82-83	80	32	37	69	64	E	14	0	4
83-84	80	28	40	68	51	E	8	0	5
84-85	80	53	42	95	87	20	12	0	7
85-86	80	27	29	56	105	-12	7	0	3
86-87	22	5	7	12	21	-7	4	0	0
92-93	68	11	17	28	65	-16	2	0	0
TOTAL	490	188	207	395	462	-38	54	1	22
NHL TOTAL	1178	320	408	728	919	-81	82	7	40

**DANIEL CARR****F****#28**

Signed as a free agent, Oct. 11, 2020. Became free agent, July 28, 2021

YEAR	GP	G	A	PTS	PIM	+/-	PP	SH	GW
20-21	6	0	1	1	2	-2	0	0	0
NHL TOTAL	117	16	21	37	28	-2	3	0	2

**CONNOR CARRICK****D****#58**

Capitals' 5th choice (137th overall) in 2012 Entry Draft. Traded to Toronto with Brooks Laich and Washington's 2nd pick in the 2016 Entry Draft for Daniel Winnik and Toronto's 5th choice in the 2016 Entry Draft, Feb. 28, 2016.

YEAR	GP	G	A	PTS	PIM	+/-	PP	SH	GW
13-14	34	1	5	6	23	-9	0	0	0
15-16	3	0	0	0	0	-2	0	0	0
TOTAL	37	1	5	6	23	-11	0	0	0
NHL TOTAL	241	13	36	49	157	-22	2	0	6

**GREG CARROLL****F****#11**

Capitals' 2nd choice (15th overall) in 1976 Amateur Draft. Signed from New England (WHA), Sept. 21, 1978. Released on waivers, Jan. 4, 1979.

YEAR	GP	G	A	PTS	PIM	+/-	PP	SH	GW
78-79	24	5	6	11	12	-2	0	0	0
NHL TOTAL	131	20	34	54	44	-13	1	1	2

**ANSON CARTER****F****#33**

Acquired from Colorado for Washington's 4th choice in the 1996 Entry Draft (Ben Storey), April 4, 1996. Traded to Boston with Jim Carey and Jason Allison for Adam Oates, Rick Tocchet and Bill Ranford, March 1, 1997. Acquired from New York Rangers for Jaromir Jagr, Jan. 23, 2004. Traded to Los Angeles Kings for Jared Aulin, March 8, 2004.

YEAR	GP	G	A	PTS	PIM	+/-	PP	SH	GW
96-97	19	3	2	5	7	E	1	0	1
03-04	19	5	5	10	6	2	2	0	2
TOTAL	38	8	7	15	13	2	3	0	3
NHL TOTAL	674	202	219	421	229	-12	72	3	36

**ANDREW CASSELS****F****#25**

Signed as a free agent, Aug. 9, 2005. Waived, Jan. 28, 2006.

YEAR	GP	G	A	PTS	PIM	+/-	PP	SH	GW
05-06	31	4	8	12	14	-3	2	0	0
NHL TOTAL	1015	204	528	732	410	-73	72	9	28

**TONY CASSOLATO****F****#25, 40**

Signed as a free agent from Birmingham (WHA), August 1976. Became a free agent, June 1, 1983.

YEAR	GP	G	A	PTS	PIM	+/-	PP	SH	GW
79-80	9	0	2	2	0	2	0	0	0
80-81	2	0	0	0	0	E	0	0	0
81-82	12	1	4	5	4	1	0	0	0
TOTAL	23	1	6	7	4	3	0	0	0
NHL TOTAL	23	1	6	7	4	3	0	0	0

**PAUL CAVALLINI****D****#30, 28, 14**

Capitals' 10th choice (205th overall) in the 1984 Entry Draft. Traded to St. Louis for Blues' 2nd choice in the 1988 Entry Draft (Wade Bartley), Dec. 11, 1987. Acquired from St. Louis for Kevin Miller, Nov. 1, 1992. Traded to Dallas for Enrico Ciccone, June 26, 1993.

YEAR	GP	G	A	PTS	PIM	+/-	PP	SH	GW
86-87	6	0	2	2	8	-4	0	0	0
87-88	24	2	3	5	66	E	0	0	1
92-93	71	5	8	13	46	3	0	0	0
TOTAL	101	7	13	20	120	-1	0	0	1
NHL TOTAL	564	56	177	233	750	116	16	2	6

**SHAWN CHAMBERS****D****#25**

Acquired from Minnesota for Steve Maltais and Trent Klatt, June 9, 1991. Claimed by Tampa Bay in 1992 Expansion Draft, June 18, 1992.

YEAR	GP	G	A	PTS	PIM	+/-	PP	SH	GW
91-92	2	0	0	0	2	-3	0	0	0
NHL TOTAL	625	50	185	235	364	-5	20	5	6

**ZDENO CHARA****D****#33**

Signed as a free agent, Dec. 31, 2020. Became a free agent, July 28, 2021.

YEAR	GP	G	A	PTS	PIM	+/-	PP	SH	GW
20-21	55	2	8	10	44	5	0	0	0
NHL TOTAL	1,680	209	471	680	2,085	301	93	8	35

**ERIC CHARRON****D****#28**

Acquired from Tampa Bay for a 3rd round pick in the 1997 Entry Draft (Eero Somervuori), Nov. 17, 1995. Traded to Calgary for Calgary's 7th choice in the 1998 Entry Draft (Nathan Forster), Sept. 4, 1997.

YEAR	GP	G	A	PTS	PIM	+/-	PP	SH	GW
95-96	4	0	1	1	4	3	0	0	0
96-97	25	1	1	2	20	1	0	0	0
TOTAL	29	1	2	3	24	4	0	0	0
NHL TOTAL	130	2	7	9	127	-10	0	0	0

**GUY CHARRON****F****#15**

Signed as a free agent from Colorado, Sept. 1, 1976 (Colorado accepted rights to Nelson Pyatt as compensation). Released after the 1980-81 season.

YEAR	GP	G	A	PTS	PIM	+/-	PP	SH	GW
76-77	80	36	46	82	10	-28	6	1	4
77-78	80	38	35	73	12	-25	4	0	3
78-79	80	28	42	70	24	-14	9	0	4
79-80	33	11	20	31	6	-2	5	0	1
80-81	47	5	13	18	2	-4	2	1	0
TOTAL	320	118	156	274	54	-73	26	2	12
NHL TOTAL	734	221	309	530	146	-208	47	2	23

**DENIS CHASSE****F****#26**

Acquired from St. Louis in exchange for Rob Pearson, Jan. 28, 1996. Traded to Winnipeg for Stewart Malgunas, Feb. 15, 1996.

YEAR	GP	G	A	PTS	PIM	+/-	PP	SH	GW
95-96	3	0	0	0	5	-1	0	0	0
NHL TOTAL	132	11	14	25	292	2	20	0	1

**ALEX CHIASSON****F****#39**

Signed as a free agent, Oct. 4, 2017. Became a free agent July 1, 2018.

YEAR	GP	G	A	PTS	PIM	+/-	PP	SH	GW
17-18	61	9	9	18	26	1	1	1	2
NHL TOTAL	631	114	110	224	353	-36	38	4	17

# All-Time Player Register

## JASON CHIMERA

F

#25

Acquired from Columbus in exchange for Chris Clark and Milan Jurcina, Dec. 28, 2009. Signed with NY Islanders as free agent, July 1, 2016.

YEAR	GP	G	A	PTS	PIM	+/-	PP	SH	GW
09-10	39	7	10	17	51	6	0	0	0
10-11	81	10	16	26	64	-10	2	0	1
11-12	82	20	19	39	78	4	1	2	5
12-13	47	3	11	14	48	-5	0	0	0
13-14	82	15	27	42	36	4	1	0	0
14-15	77	7	12	19	51	-1	0	0	2
15-16	82	20	20	40	22	0	4	2	3
TOTAL	490	82	115	197	350	-2	8	4	11
NHL TOTAL	1,107	186	229	415	892	-31	14	10	30

## DENNIS CHOLOWSKI

D

#38

Claimed off waivers from Seattle, Oct. 14, 2021. Claimed off waivers by Seattle, Feb. 9, 2022

YEAR	GP	G	A	PTS	PIM	+/-	PP	SH	GW
21-22	7	0	1	1	2	-4	0	0	0
TOTAL	7	0	1	1	2	-4	0	0	0
NHL TOTAL	115	10	20	30	28	-50	5	0	2

## TAYLOR CHORNEY

D

#4

Signed as a free agent, July 1, 2015. Claimed on waivers by Columbus, Feb. 21, 2018.

YEAR	GP	G	A	PTS	PIM	+/-	PP	SH	GW
15-16	55	1	5	6	21	8	0	0	0
16-17	18	1	4	5	11	8	0	0	1
17-18	24	1	3	4	8	8	0	0	0
Total	97	3	12	15	40	24	0	0	1
NHL TOTAL	166	4	18	22	56	-6	1	0	2

## DAVE CHRISTIAN

F

#27

Acquired from Winnipeg for Washington's 1st choice in the 1983 Entry Draft (Bobby Dolas), June 8, 1983. Traded to Boston for Bob Joyce, Dec. 13, 1989.

YEAR	GP	G	A	PTS	PIM	+/-	PP	SH	GW
83-84	80	29	52	81	28	26	9	0	6
84-85	80	26	43	69	14	20	5	0	2
85-86	80	41	42	83	15	3	18	2	4
86-87	76	23	27	50	8	-5	5	0	2
87-88	80	37	21	58	26	-14	14	0	5
88-89	80	34	31	65	12	2	16	1	1
89-90	28	3	8	11	4	-12	0	0	1
TOTAL	504	193	224	417	107	20	67	3	21
NHL TOTAL	1009	340	433	773	284	-65	102	8	35

## TOM CHORSKE

F

#9

Acquired from NY Islanders with Islanders' 8th choice in the 1999 Entry Draft (Maxim Orlov) for Washington's 6th choice in 1999 Entry Draft (Bjorn Melin), Oct. 16, 1998. Traded to Calgary for future considerations, March 22, 1999.

YEAR	GP	G	A	PTS	PIM	+/-	PP	SH	GW
98-99	17	0	2	2	4	-4	0	0	0
NHL TOTAL	596	115	122	237	225	-2	6	11	14

## BRAD CHURCH

F

#25

Capitals' 1st choice (17th overall) in the 1995 Entry Draft. Traded to Edmonton, Feb. 3, 1999, in exchange for the rights to Barrie Moore.

YEAR	GP	G	A	PTS	PIM	+/-	PP	SH	GW
97-98	2	0	0	0	0	E	0	0	0
NHL TOTAL	2	0	0	0	0	E	0	0	0

## DINO CICCARELLI

F

#22

Acquired from Minnesota with Bob Rouse for Mike Gartner and Larry Murphy, March 7, 1989. Traded to Detroit for Kevin Miller, June 20, 1992.

YEAR	GP	G	A	PTS	PIM	+/-	PP	SH	GW
88-89	11	12	3	15	12	10	3	0	3
89-90	80	41	38	79	122	-5	10	0	6
90-91	54	21	18	39	66	-17	2	0	2
91-92	78	38	38	76	78	-10	13	0	7
TOTAL	223	112	97	209	278	-22	28	0	18
NHL TOTAL	1232	608	592	1200	1425	-2	232	1	73

## ENRICO CICCONE

D

#39, 19

Acquired from Dallas for Paul Cavallini, June 22, 1993. Traded to Tampa Bay with Washington's 3rd choice in the 1994 Entry Draft (later traded to Anaheim-Craig Reichert) and a conditional draft pick for Joe Reekie, March 21, 1994. Re-acquired from Tampa Bay for future considerations, Dec. 28, 1998. Became a free agent, July 1, 2000.

YEAR	GP	G	A	PTS	PIM	+/-	PP	SH	GW
93-94	46	1	1	2	174	-2	0	0	0
98-99	43	2	0	2	103	-6	0	0	0
TOTAL	89	2	1	4	277	-8	0	0	0
NHL TOTAL	374	10	18	28	1469	-11	0	0	1

## IVAN CIERNIK

F

#27

Claimed off waivers from Ottawa, Jan. 9, 2002. Became a free agent, July 1, 2004.

YEAR	GP	G	A	PTS	PIM	+/-	PP	SH	GW
01-02	6	0	1	1	2	0	0	0	0
02-03	47	8	10	18	24	6	0	0	2
03-04	7	1	1	2	0	0	0	0	0
TOTAL	60	9	12	21	26	6	0	0	2
NHL TOTAL	89	12	14	26	32	9	0	0	2

## CHRIS CLARK

F

#17

Acquired from Calgary with Calgary's 7th choice in the 2007 Entry Draft (Andrew Glass) for Washington's 7th choice in the 2006 Entry Draft (Devin Didiomete) and Washington's 6th choice in the 2007 Entry Draft (later traded to Colorado-Jens Hellgren), Aug. 4, 2005. Traded to Columbus with Milan Jurcina for Jason Chimera, Dec. 28, 2009.

YEAR	GP	G	A	PTS	PIM	+/-	PP	SH	GW
05-06	78	20	19	39	110	9	1	3	0
06-07	74	30	24	54	66	-10	9	4	2
07-08	18	5	4	9	43	E	1	0	1
08-09	32	1	5	6	32	-3	0	0	3
09-10	38	4	11	15	27	-4	0	0	0
TOTAL	240	60	63	123	278	-8	11	7	6
NHL TOTAL	607	103	111	214	700	-48	22	8	12

## BILL CLEMENT

F

#10

Acquired from Philadelphia with Don McLean and Flyers' 1st choice in 1978 Amateur Draft (Alex Forsyth) for Capitals' 1st choice in the 1975 Entry Draft (Mel Bridgman), June 3, 1975. Traded to Atlanta for Gerry Meehan, Jean Lemieux and Flames' 1st choice in the 1976 Entry Draft (Greg Carroll), Jan. 22, 1976.

YEAR	GP	G	A	PTS	PIM	+/-	PP	SH	GW
75-76	46	10	17	27	20	-30	2	0	0
NHL TOTAL	719	148	208	356	383	-22	9	16	21

## STEVE CLIPPINGDALE

F

#26

Acquired from Los Angeles for Mike Marson, June 11, 1979. Released, October 1980.

YEAR	GP	G	A	PTS	PIM	+/-	PP	SH	GW
79-80	3	0	0	0	0	E	0	0	0
NHL TOTAL	19	1	2	3	9	3	0	0	0

## BEN CLYMER

F/D

#27

Signed as a free agent, Aug. 8, 2005. Contract bought out, June 24, 2008.

YEAR	GP	G	A	PTS	PIM	+/-	PP	SH	GW
05-06	77	16	17	33	72	-7	3	0	3
06-07	66	7	13	20	44	-17	0	0	0
TOTAL	143	23	30	53	116	-24	3	0	3
NHL TOTAL	438	52	77	129	367	-64	13	0	6

## BILL COLLINS

F

#26

Purchased from Philadelphia, Dec. 4, 1976. Became a free agent, June 1, 1978.

YEAR	GP	G	A	PTS	PIM	+/-	PP	SH	GW
76-77	54	11	14	25	26	-7	0	2	1
77-78	74	10	9	19	18	-32	0	1	1
TOTAL	128	21	23	44	44	-39	0	3	2
NHL TOTAL	768	157	154	311	415	-121	10	17	18

## SEAN COLLINS

F

#53

Signed as a free agent, July 1, 2015.

YEAR	GP	G	A	PTS	PIM	+/-	PP	SH	GW
15-16	2	0	0	0	2	-1	0	0	0
NHL TOTAL	21	0	3	3	10	-2	0	0	0

## SEAN COLLINS

D

#62

Signed as a free agent, March 17, 2007. Became a free agent, July 1, 2012.

YEAR	GP	G	A	PTS	PIM	+/-	PP	SH	GW
08-09	15	1	1	2	12	1	0	0	0
10-11	4	1	0	1	0	2	0	0	1
11-12	2	0	0	0	0	-1	0	0	0
NHL TOTAL	21	2	1	3	12	2	0	0	1

## BRETT CONNOLLY

F

#10

Signed as a free agent, July 1, 2016. Became a free agent, July 1, 2019.

YEAR	GP	G	A	PTS	PIM	+/-	PP	SH	GW
16-17	66	15	8	23	40	20	1	0	3
17-18	70	15	12	27	30	-6	4	0	2
18-19	81	22	24	46	24	13	1	0	5
TOTAL	217	52	44	96	94	27	6	0	10
NHL TOTAL	536	101	94	195	241	9	16	0	20

## MATT COOKE

F

#24

Acquired from Vancouver for Matt Pettinger, Feb. 26, 2008. Became a free agent, July 1, 2008.

YEAR	GP	G	A	PTS	PIM	+/-	PP	SH	GW
07-08	17	3	4	7	27	5	0	1	0
NHL TOTAL	1,046	167	231	398	1,135	61	7	15	25

# All-Time Player Register

## CHRIS CORRINET

F

#48

Capitals' 4th-round choice (107th overall) in the 1998 NHL Entry Draft.

YEAR	GP	G	A	PTS	PIM	+/-	PP	SH	GW
01-02	8	0	1	1	6	-4	0	0	0
NHL TOTAL	8	0	1	1	6	-4	0	0	0

## YVON CORRIVEAU

F

#26

Capitals' 1st choice (19th overall) in the 1985 Entry Draft. Traded to Hartford for Mike Liut, March 5, 1990. Acquired from Hartford with Mark Hunter for Nick Kyreos, July 30, 1992. Claimed by San Jose in 1992 Waiver Draft.

YEAR	GP	G	A	PTS	PIM	+/-	PP	SH	GW
85-86	2	0	0	0	0	-1	0	0	0
86-87	17	1	1	2	24	-4	0	0	0
87-88	44	10	9	19	84	17	0	0	1
88-89	33	3	2	5	62	E	0	0	0
89-90	50	9	6	15	50	-1	1	0	1
TOTAL	146	23	18	41	220	11	1	0	2
NHL TOTAL	280	48	40	88	310	-9	6	0	3

## JOE CORVO

D

#77

Acquired from Carolina for Brian Pothier, Oskar Osala and a second-round choice in the 2011 Entry Draft, March 3, 2010. Became a free agent, July 1, 2010.

YEAR	GP	G	A	PTS	PIM	+/-	PP	SH	GW
09-10	18	2	4	6	2	-4	1	0	0
TOTAL	18	2	4	6	2	-4	1	0	0
NHL TOTAL	708	92	218	310	241	25	40	2	21

## ALAIN COTE

D

#39

Acquired from Boston to complete Bob Gould trade, Oct. 2, 1989. Traded to Montreal for Marc Deschamps, June 22, 1990.

YEAR	GP	G	A	PTS	PIM	+/-	PP	SH	GW
89-90	2	0	0	0	7	-2	0	0	0
NHL TOTAL	119	2	18	20	124	4	0	0	0

## SYLVAIN COTE

D

#3

Acquired from Hartford Sept. 8, 1991, for Washington's 2nd choice in 1992 NHL Entry Draft (Andrei Nikolishin). Signed as a free agent July 7, 2000. Retired after the 2002-03 season.

YEAR	GP	G	A	PTS	PIM	+/-	PP	SH	GW
91-92	78	11	29	40	31	7	6	0	2
92-93	77	21	29	50	34	28	8	2	3
93-94	84	16	35	51	66	30	3	2	2
94-95	47	5	14	19	53	2	1	0	2
95-96	81	5	33	38	40	5	3	0	2
96-97	57	6	18	24	28	11	2	0	0
97-98	59	1	15	16	36	-5	0	0	0
00-01	68	7	11	18	18	-3	1	1	1
01-02	70	3	11	14	26	-15	1	0	2
02-03	1	0	0	0	4	0	0	0	0
TOTAL	622	75	195	270	336	60	25	5	14
NHL TOTAL	1171	122	313	435	545	39	35	6	20

## TIM COULIS

F

#20, 17

Capitals' 2nd choice (18th overall) in 1978 Amateur Draft. Traded June 11, 1980, to Toronto with Robert Picard and Washington's 2nd choice in 1980 Entry Draft (Bob McGill) for Mike Palmateer and Toronto's 3rd choice in 1980 Entry Draft (Torrie Robertson).

YEAR	GP	G	A	PTS	PIM	+/-	PP	SH	GW
79-80	19	1	2	3	27	-6	0	0	0
NHL TOTAL	47	2	2	4	138	-13	0	0	0

## GEOFF COURTNALL

F

#14

Acquired from Edmonton for Greg Adams, July 22, 1988. Traded to St. Louis for Peter Zedel and Mike Lalor, July 13, 1990.

YEAR	GP	G	A	PTS	PIM	+/-	PP	SH	GW
88-89	79	42	38	80	112	11	16	0	6
89-90	80	35	39	74	104	27	9	0	2
TOTAL	159	77	77	154	216	38	25	0	8
NHL TOTAL	1048	367	432	799	1465	121	107	2	55

## BRUCE COWICK

F

#27

Acquired in 1974 Expansion Draft (9th pick) from Philadelphia. Claimed by St. Louis on waivers, May 28, 1975.

YEAR	GP	G	A	PTS	PIM	+/-	PP	SH	GW
74-75	65	5	6	11	41	-42	0	0	0
NHL TOTAL	70	5	6	11	43	-41	0	0	0

## JOEY CRABB

F

#15

Signed as a free agent, July 2, 2012. Became a free agent July 1, 2013.

YEAR	GP	G	A	PTS	PIM	+/-	PP	SH	GW
12-13	26	2	0	2	8	-1	0	0	0
NHL TOTAL	179	20	33	53	100	-5	0	4	7

## BOB CRAWFORD

F

#25

Acquired from New York Rangers with Kelly Miller and Mike Ridley for Bob Carpenter and Washington's 2nd choice in the 1990 Entry Draft (Jason Prosofsky), Jan. 1, 1987. Released, Feb. 28, 1987.

YEAR	GP	G	A	PTS	PIM	+/-	PP	SH	GW
86-87	12	0	0	0	0	E	0	0	0
NHL TOTAL	246	71	71	142	72	-34	12	0	5

## SHAWN CRONIN

D

#22

Signed as a free agent, June 6, 1988. Signed as a free agent with Philadelphia, June 12, 1989.

YEAR	GP	G	A	PTS	PIM	+/-	PP	SH	GW
88-89	1	0	0	0	0	E	0	0	0
NHL TOTAL	292	3	18	21	877	-35	0	0	0

## BRIAN CURRAN

D

#38

Contract acquired from Portland (AHL), Oct. 22, 1993.

YEAR	GP	G	A	PTS	PIM	+/-	PP	SH	GW
93-94	26	1	0	1	61	-2	0	0	0
NHL TOTAL	381	7	33	40	1461	-14	0	0	0

## GLEN CURRIE

F

#19, 28, 12

Capitals' 5th choice (38th overall) in 1978 Amateur Draft. Traded to Los Angeles for Daryl Evans, Sept. 9, 1985.

YEAR	GP	G	A	PTS	PIM	+/-	PP	SH	GW
79-80	32	2	0	2	2	-2	0	0	0
80-81	40	5	13	18	16	-5	2	1	0
81-82	43	7	7	14	14	-2	0	1	0
82-83	68	11	28	39	20	18	0	0	2
83-84	80	12	24	36	20	9	0	2	2
84-85	44	1	5	6	19	2	0	0	0
TOTAL	307	38	77	115	91	20	2	4	4
NHL TOTAL	326	39	79	118	100	18	3	4	4

## JAKUB CUTTA

D

#36

Capitals' 3rd choice (61st overall) in the 2000 Entry Draft.

YEAR	GP	G	A	PTS	PIM	+/-	PP	SH	GW
00-01	3	0	0	0	0	-1	0	0	0
01-02	2	0	0	0	0	-3	0	0	0
03-04	3	0	0	0	0	-1	0	0	0
NHL TOTAL	8	0	0	0	0	-5	0	0	0

## ULF DAHLEN

F

#10

Signed as a free agent, July 21, 1999. Became a free agent, July 1, 2002.

YEAR	GP	G	A	PTS	PIM	+/-	PP	SH	GW
99-00	75	15	23	38	8	11	5	0	4
00-01	73	15	33	48	6	11	6	0	2
01-02	69	23	29	52	8	-5	7	0	4
TOTAL	217	53	84	138	22	17	18	0	10
NHL TOTAL	966	301	354	655	230	-20	120	2	49

## NICOLAS DESCHAMPS

F

#94

Acquired from Toronto for Kevin Marshall, March 14, 2013. Became a free agent, July 1, 2014.

YEAR	GP	G	A	PTS	PIM	+/-	PP	SH	GW
13-14	3	0	0	0	0	-1	0	0	0
NHL TOTAL	3	0	0	0	0	-1	0	0	0

## BRENDEN DILLON

D

#4

Acquired from San Jose for a 2020 second round choice and conditional pick in 2021, Feb. 18, 2020. Traded to Winnipeg Jets in exchange for a 2022 second round choice and a 2023 second round choice, July 26, 2021.

YEAR	GP	G	A	PTS	PIM	+/-	PP	SH	GW
19-20	10	0	0	0	21	-2	0	0	0
20-21	56	2	17	19	49	15	0	0	0
TOTAL	66	2	17	19	70	13	0	0	0
NHL TOTAL	733	27	126	153	690	44	0	4	4

## CHRISTIAN DJOOS

D

#29

Capitals' 7th choice (195th overall) in the 2012 Entry Draft. Traded to Anaheim for Daniel Sprong, Feb. 24, 2020.

YEAR	GP	G	A	PTS	PIM	+/-	PP	SH	GW
17-18	63	3	11	14	10	13	0	0	0
18-19	45	1	9	10	4	9	0	0	0
19-20	2	0	0	0	0	1	0	0	0
TOTAL	110	4	20	24	14	23	0	0	0
NHL TOTAL	155	7	31	38	28	12	1	0	0

## JASON DOIG

D

#54, 3

Signed as a free agent, Sept. 13, 2003. Became a free agent, July 1, 2004.

YEAR	GP	G	A	PTS	PIM	+/-	PP	SH	GW
02-03	55	3	5	8	108	-3	0	0	1
03-04	65	2	9	11	105	-12	0	0	0
TOTAL	120	5	14	19	213	-15	0	0	1
NHL TOTAL	158	6	18	24	285	-21	0	0	1

# All-Time Player Register

## DOUG DOULL

F

#51

Acquired from Phoenix for Dwayne Zinger, Feb. 3, 2006. Became a free agent, July 1, 2006.

YEAR	GP	G	A	PTS	PIM	+/-	PP	SH	GW
05-06	2	0	0	0	19	-1	0	0	0
NHL TOTAL	37	0	1	1	151	1	0	0	0

## NIC DOWD

F

#26

Signed as a free agent, July 1, 2018.

YEAR	GP	G	A	PTS	PIM	+/-	PP	SH	GW
18-19	64	8	14	22	20	10	0	0	3
19-20	56	7	8	15	28	11	0	3	1
20-21	56	11	4	15	31	4	0	0	3
21-22	64	10	14	24	44	10	0	1	0
22-23	65	13	12	25	26	6	0	0	3
TOTAL	305	49	52	101	149	41	0	4	10
NHL TOTAL	436	58	69	127	204	17	2	4	13

## JOHN DRUCE

F

#19

Capitals' 2nd choice (40th overall) in the 1985 Entry Draft. Traded to Winnipeg for Pat Elynuik, Oct. 1, 1992.

YEAR	GP	G	A	PTS	PIM	+/-	PP	SH	GW
88-89	48	8	7	15	62	7	0	0	1
89-90	45	8	3	11	52	-3	1	0	1
90-91	80	22	36	58	46	4	7	1	4
91-92	67	19	18	37	39	14	1	0	3
TOTAL	240	57	64	121	199	22	9	1	9
NHL TOTAL	531	113	126	239	347	6	14	2	10

## GAETAN DUCHESNE

F

#14

Capitals' 8th choice (152nd overall) in the 1981 Entry Draft. Traded June 13, 1987, to Quebec with Alan Haworth and Washington's 1st choice (Joe Sakic) in the 1987 Entry Draft for Clint Malarchuk and Dale Hunter.

YEAR	GP	G	A	PTS	PIM	+/-	PP	SH	GW
81-82	74	9	14	23	46	-6	0	0	1
82-83	77	18	19	37	52	15	0	1	6
83-84	79	17	19	36	29	15	3	2	1
84-85	67	15	23	38	32	16	0	1	1
85-86	80	11	28	39	39	10	0	1	3
86-87	74	17	35	52	53	18	0	1	4
TOTAL	451	87	138	225	251	68	3	6	16
NHL TOTAL	1028	179	254	433	102	617	9	14	28

## DENIS DUPERE

F

#15

Acquired in 1974 Expansion Draft (10th pick) from Toronto. Traded to St. Louis for Ace Bailey and Stan Gilbertson, Feb. 10, 1975.

YEAR	GP	G	A	PTS	PIM	+/-	PP	SH	GW
74-75	53	20	15	35	8	-41	8	0	0
NHL TOTAL	421	80	99	179	66	-30	22	5	6

## MIKE EAGLES

F

#36

Acquired from Winnipeg with Igor Ulanov for Washington's 3rd (later traded to Dallas-Sergei Gusev) and 5th (Brian Elder) choices in the 1995 Entry Draft, April 17, 1995. Became a free agent, July 1, 2000.

YEAR	GP	G	A	PTS	PIM	+/-	PP	SH	GW
94-95	13	1	3	4	8	2	0	0	0
95-96	70	4	7	11	75	-1	0	0	0
96-97	70	1	7	8	42	-4	0	0	0
97-98	36	1	3	4	16	-2	0	0	0
98-99	52	4	2	6	50	-5	0	0	0
99-00	25	2	0	2	15	-7	0	0	1
TOTAL	266	13	22	35	206	-17	0	0	1
NHL TOTAL	853	74	122	196	928	-121	3	6	7

## CODY EAKIN

F

#50

Capitals' 3rd choice (85th overall) in the 2009 Entry Draft on June 26, 2009. Traded to Dallas with Capitals' 54th choice (Mike Winther) in the 2012 Entry Draft for Mike Ribeiro, June 23, 2012.

YEAR	GP	G	A	PTS	PIM	+/-	PP	SH	GW
11-12	30	4	4	8	4	2	0	0	0
NHL TOTAL	701	110	146	256	278	-25	12	10	18

## ROLF EDBERG

F

#10

Signed as a free agent June 10, 1978. Released after 1980-81 season.

YEAR	GP	G	A	PTS	PIM	+/-	PP	SH	GW
78-79	76	14	27	41	6	11	1	0	2
79-80	63	23	23	46	12	-5	4	1	7
80-81	45	8	8	16	6	1	0	0	0
TOTAL	184	45	58	103	24	7	5	1	9
NHL TOTAL	184	45	58	103	24	7	5	1	9

## JACK EGRS

F

#11

Acquired in 1974 Expansion Draft (24th pick) from New York Rangers. Contract expired April 1976.

YEAR	GP	G	A	PTS	PIM	+/-	PP	SH	GW
74-75	14	3	2	5	8	-14	1	0	1
75-76	12	3	3	6	8	-2	2	0	0
TOTAL	26	6	5	11	16	-16	3	0	1
NHL TOTAL	284	64	69	133	154	2	18	0	10

## LARS ELLER

F

#20

Acquired via trade with Montreal for two second round picks (2017, 2018), June, 24, 2016. Traded to Colorado for a second-round pick in the 2025 NHL Draft, March 1, 2023.

YEAR	GP	G	A	PTS	PIM	+/-	PP	SH	GW
16-17	81	12	13	25	36	15	0	1	2
17-18	81	18	20	38	38	-6	3	0	2
18-19	81	13	23	36	37	-1	0	1	1
19-20	69	16	23	39	48	3	2	1	1
20-21	44	8	15	23	21	-1	0	0	2
21-22	72	13	18	31	40	-4	0	0	2
22-23	60	7	9	16	36	-1	0	0	0
TOTAL	488	87	121	208	256	5	5	3	10
NHL TOTAL	954	163	208	371	567	-24	13	8	28

## MIKA ELOMO

F

#23

Capitals' 2nd choice (23rd overall) in the 1995 Entry Draft. Traded to Calgary for 2nd choice in the 2000 Entry Draft (Matt Pettinger), June 27, 2000.

YEAR	GP	G	A	PTS	PIM	+/-	PP	SH	GW
99-00	2	0	1	1	2	1	0	0	0
NHL TOTAL	2	0	1	1	2	1	0	0	0

## PAT ELYNUIK

F

#19

Acquired from Winnipeg for John Druce, Oct. 1, 1992. Traded to Tampa Bay for a conditional draft pick (traded back to Tampa Bay for Joe Reekie), Oct. 16, 1993.

YEAR	GP	G	A	PTS	PIM	+/-	PP	SH	GW
92-93	80	22	35	57	66	3	8	0	1
93-94	4	1	1	2	0	-3	1	0	0
TOTAL	84	23	36	59	66	0	9	0	1
NHL TOTAL	506	154	188	342	459	-33	56	1	16

## STEVE EMINGER

D

#44, 8

Capitals' 1st choice (12th overall) in 2002 Entry Draft. Traded to Philadelphia with Washington's 3rd choice (Jacob Desserres) in the 2008 Entry Draft for Philadelphia's 1st choice (John Carlson) in the 2008 Entry Draft, June 20, 2008.

YEAR	GP	G	A	PTS	PIM	+/-	PP	SH	GW
02-03	17	0	2	2	24	-3	0	0	0
03-04	41	0	4	4	45	-11	0	0	0
05-06	66	5	13	18	81	-12	1	0	0
06-07	68	1	16	17	63	-14	0	0	0
07-08	20	0	2	2	8	-4	0	0	0
TOTAL	212	6	37	43	221	-44	1	0	0
NHL TOTAL	488	19	80	99	359	-42	3	0	3

## BRIAN ENGBLOM

D

#9

Acquired from Montreal with Doug Jarvis, Rod Langway and Craig Laughlin for Rick Green and Ryan Walter, Sept. 10, 1982. Traded to Los Angeles with Ken Houston for Larry Murphy, Oct. 18, 1983.

YEAR	GP	G	A	PTS	PIM	+/-	PP	SH	GW
82-83	73	5	22	27	59	-4	4	0	0
83-84	6	0	1	1	8	-4	0	0	0
TOTAL	79	5	23	28	67	-8	4	0	0
NHL TOTAL	659	29	177	206	599	157	11	0	0

## MARTIN ERAT

F

#10

Acquired from Nashville with Michael Latta in exchange for Filip Forsberg, April 3, 2013. Traded to Arizona with John Mitchell for Chris Brown, Rostislav Klesla and a fourth-round pick (Callum Booth) in the 2015 NHL Draft, March 4, 2014.

YEAR	GP	G	A	PTS	PIM	+/-	PP	SH	GW
12-13	9	1	2	3	4	0	0	0	1
13-14	53	1	23	24	22	1	0	0	0
Total	62	2	25	27	26	1	0	0	1
NHL TOTAL	881	176	369	545	506	-6	45	2	28

## BRYAN ERICKSON

F

#24

Signed as a free agent from Minnesota (WCHA), April 5, 1983. Traded to Los Angeles for Bruce Shoenbottom, Oct. 31, 1985.

YEAR	GP	G	A	PTS	PIM	+/-	PP	SH	GW
83-84	45	12	17	29	16	10	4	0	2
84-85	57	15	13	28	23	11	1	0	1
TOTAL	102	27	30	57	39	21	5	0	3
NHL TOTAL	351	80	125	205	141	3	21	2	13

# All-Time Player Register

**JOHN ERSKINE****D****#4**

Signed as a free agent, Sept. 14, 2006. Became a free agent, July 1, 2015.

YEAR	GP	G	A	PTS	PIM	+/-	PP	SH	GW
06-07	29	1	6	7	69	-13	0	0	0
07-08	51	2	7	9	96	1	0	0	1
08-09	52	0	4	4	63	1	0	0	0
09-10	50	1	5	6	66	16	0	0	0
10-11	73	4	7	11	94	1	0	0	1
11-12	28	0	2	2	51	3	0	0	0
12-13	30	3	3	6	34	10	0	0	0
13-14	37	1	3	4	56	-5	0	0	0
TOTAL	350	12	37	49	529	14	0	0	2
NHL TOTAL	491	15	39	54	865	-17	0	0	2

**DARYL EVANS****F****#21, 24**

Acquired from Los Angeles for Glen Currie, Sept. 9, 1985. Became a free agent, July 3, 1986.

YEAR	GP	G	A	PTS	PIM	+/-	PP	SH	GW
85-86	6	0	1	1	0	-1	0	0	0
NHL TOTAL	113	22	30	52	25	-16	2	1	0

**DEAN EVASON****F****#29, 28**

Capitals' 3rd choice (89th overall) in the 1982 Entry Draft. Traded to Hartford with Peter Sidorkiewicz for David Jensen, March 12, 1985.

YEAR	GP	G	A	PTS	PIM	+/-	PP	SH	GW
83-84	2	0	0	0	2	E	0	0	0
84-85	15	3	4	7	2	9	0	0	1
TOTAL	17	3	4	7	4	9	0	0	1
NHL TOTAL	803	139	233	372	1002	-86	30	8	15

**BRIAN FAHEY****D****#44**

Signed as a free agent, July 7, 2010.

YEAR	GP	G	A	PTS	PIM	+/-	PP	SH	GW
10-11	7	0	1	1	2	-1	0	0	0
NHL TOTAL	7	0	1	1	2	-1	0	0	0

**MIKE FARRELL****F****#47, 41**

Capitals' 9th choice (220th overall) in the 1998 NHL Entry Draft. Traded to Nashville for Alexander Riazantsev, July 14, 2003.

YEAR	GP	G	A	PTS	PIM	+/-	PP	SH	GW
01-02	8	0	0	0	0	-1	0	0	0
02-03	4	0	0	0	2	1	0	0	0
TOTAL	12	0	0	0	2	E	0	0	0
NHL TOTAL	13	0	0	0	2	E	0	0	0

**RICO FATA****F****#20, 22**

Claimed off waivers from Atlanta, March 9, 2005. Waived, Oct. 31, 2006.

YEAR	GP	G	A	PTS	PIM	+/-	PP	SH	GW
05-06	21	3	3	6	8	3	1	0	0
06-07	10	1	1	2	2	3	0	0	0
TOTAL	31	4	4	8	10	6	1	0	0
NHL TOTAL	230	27	36	63	104	-60	7	2	1

**SERGEI FEDOROV****F/D****#91**

Acquired from Columbus for Theo Ruth, Feb. 26, 2008. Became a free agent, July 1, 2009.

YEAR	GP	G	A	PTS	PIM	+/-	PP	SH	GW
07-08	18	2	11	13	8	-2	1	0	1
08-09	52	11	22	33	50	4	2	0	2
TOTAL	70	13	33	46	58	2	3	0	3
NHL TOTAL	1248	483	696	1179	839	261	144	36	93

**MARTIN FEHERVARY****D****#42**

Capitals' 2nd choice (46th overall) in the 2018 NHL Draft.

YEAR	GP	G	A	PTS	PIM	+/-	PP	SH	GW
19-20	6	0	1	1	6	-2	0	0	0
21-22	79	8	9	17	26	15	0	1	2
22-23	67	6	10	16	31	-11	0	0	1
NHL TOTAL	152	14	20	34	63	2	0	1	3

**ERIC FEHR****F****#50, 14, 16**

Capitals' 1st choice (18th overall) in the 2003 Entry Draft. Traded to Winnipeg in exchange for Dannick Paquette and a fourth-round pick in the 2012 NHL Entry Draft on July 8, 2011. Signed as a free agent on Jan. 12, 2013. Signed by Pittsburgh as a free agent, July 28, 2015.

YEAR	GP	G	A	PTS	PIM	+/-	PP	SH	GW
05-06	11	0	0	0	2	0	0	0	0
06-07	14	2	1	3	8	3	0	0	1
07-08	23	1	5	6	6	4	0	0	0
08-09	61	12	13	25	22	8	1	0	2
09-10	69	21	18	39	24	18	3	0	3
10-11	52	10	10	20	16	0	3	0	1
12-13	41	9	8	17	10	14	2	1	2
13-14	73	13	18	31	32	0	0	0	2
14-15	75	19	14	33	20	8	1	1	4
TOTAL	419	87	87	174	140	55	10	2	15
NHL TOTAL	652	113	108	221	217	49	10	6	21

**CHRIS FELIX****D****#6, 28**

Signed as a free agent, March 1, 1987. Signed to play in Austria, May 1991.

YEAR	GP	G	A	PTS	PIM	+/-	PP	SH	GW
88-89	21	0	8	8	8	7	0	0	0
89-90	6	1	0	1	2	-6	1	0	0
90-91	8	0	4	4	0	E	0	0	0
TOTAL	35	1	12	13	10	1	1	0	0
NHL TOTAL	35	1	12	13	10	1	1	0	0

**MARK FERNER****D****#40, 29, 36**

Acquired from Buffalo for Scott McCrory, June 1, 1989. Traded to Toronto for the Maple Leafs' 12th-round pick in the 1992 Entry Draft, Feb. 27, 1992.

YEAR	GP	G	A	PTS	PIM	+/-	PP	SH	GW
89-90	2	0	0	0	0	-1	0	0	0
90-91	7	0	1	1	4	-2	0	0	0
TOTAL	9	0	1	1	4	-3	0	0	0
NHL TOTAL	91	3	10	13	51	-23	0	0	0

**CHRIS FERRARO****F****#27**

Acquired from New Jersey for future considerations Aug. 22, 2001. Became a free agent July 1, 2003.

YEAR	GP	G	A	PTS	PIM	+/-	PP	SH	GW
01-02	1	0	1	1	0	0	0	0	0
NHL TOTAL	74	7	9	16	57	-2	1	0	0

**PETER FERRARO****F****#28**

Signed as a free agent, Aug. 1, 2001. Became a free agent July 1, 2003.

YEAR	GP	G	A	PTS	PIM	+/-	PP	SH	GW
01-02	4	0	1	1	0	-1	0	0	0
NHL TOTAL	92	9	15	24	58	-1	1	0	1

**TOMAS FLEISCHMANN****F****#43, 14**

Acquired from Detroit with Detroit's 1st choice in the 2004 Entry Draft (Mike Green) and their 4th choice in the 2006 Entry Draft (Luke Lynes) for Robert Lang, Feb. 27, 2004. Traded Nov. 30, 2010, to Colorado for Scott Hannan.

YEAR	GP	G	A	PTS	PIM	+/-	PP	SH	GW
05-06	14	0	2	2	0	-7	0	0	0
06-07	29	4	4	8	8	-6	1	0	1
07-08	75	10	20	30	18	-7	1	0	1
08-09	73	19	18	37	20	-3	7	0	4
09-10	69	23	28	51	28	9	7	0	4
10-11	23	4	6	10	10	3	0	0	1
TOTAL	283	60	78	138	84	-11	16	0	11
NHL TOTAL	657	137	198	335	200	-43	29	2	23

**COLIN FORBES****F****#36**

Signed as a free agent, Jan. 8, 2002. Became a free agent, July 1, 2004. Acquired from Carolina for Stephen Peat, Dec. 28, 2005. Became a free agent July 1, 2006.

YEAR	GP	G	A	PTS	PIM	+/-	PP	SH	GW
01-02	38	5	3	8	15	-2	0	1	1
02-03	5	0	0	0	0	-2	0	0	0
03-04	2	0	0	0	0	E	0	0	0
05-06	9	0	0	0	2	-2	0	0	0
TOTAL	54	5	3	8	17	-6	0	1	1
NHL TOTAL	311	33	28	61	213	-20	2	2	7

**DAVE FORBES****F****#21, 8**

Claimed from Boston in the waiver draft, Sept. 11, 1977. Released and signed by Cincinnati (WHA), Oct. 25, 1978.

YEAR	GP	G	A	PTS	PIM	+/-	PP	SH	GW
77-78	77	11	11	22	119	-34	0	0	0
78-79	2	0	1	1	2	E	0	0	0
TOTAL	79	11	12	23	121	-34	0	0	0
NHL TOTAL	363	64	64	128	341	25	0	6	5

# All-Time Player Register

## ALEX FORSYTH

F

#24

Capitals' 1st choice (18th overall) in the 1975 Amateur Draft. Became free agent, June 1, 1978.

YEAR	GP	G	A	PTS	PIM	+/-	PP	SH	GW
76-77	1	0	0	0	0	E	0	0	0
NHL TOTAL	1	0	0	0	0	E	0	0	0

## JEAN-FRANCOIS FORTIN

D

#58, 36

Capitals' 2nd choice (90th overall) in 2001 Entry Draft. Became a free agent, July 1, 2006.

YEAR	GP	G	A	PTS	PIM	+/-	PP	SH	GW
01-02	36	1	3	4	20	-1	0	0	0
02-03	33	0	1	1	22	-3	0	0	0
03-04	2	0	0	0	0	E	0	0	0
NHL TOTAL	71	1	4	5	42	-4	0	0	0

## LOU FRANCESCHETTI

F

#18, 32, 25

Capitals' 8th choice (71st overall) in the 1978 Amateur Draft. Traded June 10, 1989, to Toronto for Toronto's 5th choice (Mark Ouimet) in 1990 Entry Draft.

YEAR	GP	G	A	PTS	PIM	+/-	PP	SH	GW
81-82	30	2	10	12	23	-4	0	0	1
83-84	2	0	0	0	0	-2	0	0	0
84-85	22	4	7	11	45	1	0	0	1
85-86	76	7	14	21	131	-4	0	0	2
86-87	75	12	9	21	127	-9	0	0	1
87-88	59	4	8	12	113	2	1	0	1
88-89	63	7	10	17	123	-4	0	0	0
TOTAL	327	36	58	94	562	-20	1	0	6
NHL TOTAL	459	59	81	140	747	-32	1	2	11

## JEFF FRIESEN

F

#12, 41

Acquired from New Jersey for Washington's 3rd choice in the 2006 Entry Draft (Kirill Tulupov), Sept. 26, 2005. Traded to Anaheim for Anaheim's 2nd choice in the 2006 Entry Draft (Keith Seabrook), March 9, 2006.

YEAR	GP	G	A	PTS	PIM	+/-	PP	SH	GW
05-06	33	3	4	7	24	-11	0	0	0
NHL TOTAL	893	218	298	516	488	-8	54	15	34

## LARRY FULLAN

F

#24

Acquired in the 1974 Expansion Draft (23rd pick) from Montreal. Contract expired April 1976.

YEAR	GP	G	A	PTS	PIM	+/-	PP	SH	GW
74-75	4	1	0	1	0	-2	1	0	0
NHL TOTAL	4	1	0	1	0	-2	1	0	0

## OWEN FUSSEY

F

#63

Capitals' 2nd choice (90th overall) in the 2001 Entry Draft. Became a free agent July 1, 2006.

YEAR	GP	G	A	PTS	PIM	+/-	PP	SH	GW
03-04	4	0	1	1	0	-1	0	0	0
NHL TOTAL	4	0	1	1	0	-1	0	0	0

## STANISLAV GALIEV

F

#49

Capitals' 3rd choice (86th overall) in the 2010 Entry Draft.

YEAR	GP	G	A	PTS	PIM	+/-	PP	SH	GW
14-15	2	1	0	1	0	1	0	0	0
15-16	24	0	3	3	4	2	0	0	0
NHL TOTAL	26	1	3	4	4	3	0	0	0

## GARRY GALLEY

D

#2, 12

Acquired from Los Angeles for Al Jensen, Feb. 14, 1987. Became a free agent, July 1, 1988.

YEAR	GP	G	A	PTS	PIM	+/-	PP	SH	GW
86-87	18	1	10	11	10	3	1	0	0
87-88	58	7	23	30	44	11	3	0	0
TOTAL	76	8	33	41	54	14	4	0	0
NHL TOTAL	1149	125	475	600	1218	2	50	6	12

## PAUL GARDNER

F

#30

Signed as free agent from Pittsburgh, July 17, 1984. Retired following 1984-85 season.

YEAR	GP	G	A	PTS	PIM	+/-	PP	SH	GW
84-85	12	2	4	6	6	-1	2	0	0
NHL TOTAL	447	201	201	402	207	-121	105	0	9

## MIKE GARTNER

F

#11

Capitals' 1st choice (4th overall) in 1979 Entry Draft. Traded to Minnesota with Larry Murphy for Dino Ciccarelli and Bob Rouse, March 7, 1989.

YEAR	GP	G	A	PTS	PIM	+/-	PP	SH	GW
79-80	77	36	32	68	66	15	4	0	3
80-81	80	48	46	94	100	-5	13	0	3
81-82	80	35	45	80	121	-11	5	2	5
82-83	73	38	38	76	54	-2	10	1	3
83-84	80	40	45	85	90	22	8	0	7
84-85	80	50	52	102	71	17	17	0	11
85-86	74	35	40	75	63	-5	11	2	4
86-87	78	41	32	73	61	1	5	6	10
87-88	80	48	33	81	73	20	19	0	7
88-89	56	26	29	55	71	8	6	0	1
TOTAL	758	397	392	789	770	60	98	11	54
NHL TOTAL	1432	708	627	1335	1159	67	217	23	

## MARTIN GENDRON

F

#34

Capitals' 4th choice (71st overall) in the 1992 Entry Draft. As a free agent, had rights traded along with Washington's 6th choice in 1998 Entry Draft (Jonathan Pelletier) to Chicago for Chicago's 5th choice in the 1998 Entry Draft (Erik Wendell), Oct. 10, 1997.

YEAR	GP	G	A	PTS	PIM	+/-	PP	SH	GW
94-95	8	2	1	3	2	3	0	0	0
95-96	20	2	1	3	8	-5	0	0	0
TOTAL	28	4	2	6	10	-2	0	0	0
NHL TOTAL	30	4	2	6	10	-3	0	0	0

## SHANE GERSICH

F

#63

Capitals' 5th choice (134th overall) in the 2014 NHL Draft.

YEAR	GP	G	A	PTS	PIM	+/-	PP	SH	GW
17-18	3	0	1	1	0	E	0	0	0
NHL TOTAL	3	0	1	1	0	E	0	0	0

## DOUG GIBSON

F

#29

Purchased on waivers from Boston, May 31, 1977. Released after 1979-80 season.

YEAR	GP	G	A	PTS	PIM	+/-	PP	SH	GW
77-78	11	2	1	3	0	-3	0	0	0
NHL TOTAL	63	9	19	28	0	4	1	0	1

## STAN GILBERTSON

F

#15

Acquired from St. Louis with Ace Bailey for Denis Dupere, Feb. 10, 1975. Traded to Pittsburgh for Harvey Bennett, Dec. 16, 1975.

YEAR	GP	G	A	PTS	PIM	+/-	PP	SH	GW
74-75	25	11	7	18	12	-37	2	0	1
75-76	31	13	14	27	6	-25	5	0	0
TOTAL	56	24	21	45	18	-62	7	0	1
NHL TOTAL	428	85	89	174	148	-168	21	0	6

## BOB GIRARD

F

#10, 26

Acquired from Cleveland with Cleveland's 2nd choice in the 1978 Entry Draft (Paul MacKinnon) for Walt McKechnie, Dec. 8, 1977. Became a free agent, June 1, 1980.

YEAR	GP	G	A	PTS	PIM	+/-	PP	SH	GW
77-78	52	9	14	23	6	-3	1	0	2
78-79	79	9	15	24	36	-15	0	0	0
79-80	1	0	0	0	0	E	0	0	0
TOTAL	132	18	29	47	42	-18	1	0	2
NHL TOTAL	305	45	69	114	140	-53	5	1	4

## ALEXANDRE GIROUX

F

#39, 33

Signed as a free agent, July 14, 2006. Became a free agent, July 1, 2007. Acquired from Atlanta for Joe Motzko, Feb. 26, 2008. Became a free agent, July 1, 2010.

YEAR	GP	G	A	PTS	PIM	+/-	PP	SH	GW
06-07	9	2	2	4	2	-4	0	0	0
08-09	12	1	1	2	10	4	0	0	1
09-10	9	1	2	3	4	3	0	0	0
TOTAL	30	4	5	9	16	3	0	0	1
NHL TOTAL	48	6	6	12	26	-2	0	0	1

## TIM GLEASON

D

#6

Acquired from Carolina for Jack Hillen and Washington's 4th round pick in the 2015 Entry Draft, Feb. 28, 2015. Became a free agent, July 1, 2015.

YEAR	GP	G	A	PTS	PIM	+/-	PP	SH	GW
14-15	17	0	2	2	11	5	0	0	0
NHL TOTAL	727	17	125	142	701	-37	2	1	0

## CURTIS GLENCROSS

F

#22

Acquired from Calgary for Washington's 2nd and 3rd round picks in the 2015 Entry Draft, March 1, 2015. Became a free agent, July 1, 2015.

YEAR	GP	G	A	PTS	PIM	+/-	PP	SH	GW
14-15	18	4	3	7	6	-1	2	0	0
NHL TOTAL	507	134	141	275	351	4	25	8	19

# All-Time Player Register

## EDDY GODINF #18

Capitals' 3rd choice (39th overall) in 1977 Amateur Draft. Became a free agent, June 1, 1982.

YEAR	GP	G	A	PTS	PIM	+/-	PP	SH	GW
77-78	18	3	3	6	6	-14	0	0	0
78-79	9	0	3	3	6	-2	0	0	0
TOTAL	27	3	6	9	12	-16	0	0	0
NHL TOTAL	27	3	6	9	12	-16	0	0	0

## SERGEI GONCHAR D #55

Capitals' 1st choice (14th overall) in the 1992 Entry Draft. Traded to Boston for Shaone Morrisonn and Boston's 1st (Jeff Schultz) and 2nd (Michail Yankov) choices in the 2004 Entry Draft, March 3, 2004.

YEAR	GP	G	A	PTS	PIM	+/-	PP	SH	GW
94-95	31	2	5	7	22	4	0	0	0
95-96	78	15	26	41	60	25	4	0	4
96-97	57	13	17	30	36	-11	3	0	3
97-98	72	5	16	21	66	2	2	0	0
98-99	53	21	10	31	57	1	13	1	3
99-00	73	18	36	54	52	26	5	0	3
00-01	76	19	38	57	70	12	8	0	2
01-02	76	26	33	59	58	-1	7	0	2
02-03	82	18	49	67	52	13	7	0	2
03-04	56	7	42	49	44	-20	4	0	0
TOTAL	654	144	272	416	517	51	53	1	19
NHL TOTAL	1,301	220	591	811	981	33	102	2	35

## ANDREW GORDON F #63

Capitals' 11th choice (197th overall) in the 2004 Entry Draft. Became a free agent, July 1, 2011.

YEAR	GP	G	A	PTS	PIM	+/-	PP	SH	GW
08-09	1	0	0	0	0	E	0	0	0
09-10	2	0	0	0	0	-2	0	0	0
10-11	9	1	1	2	0	-2	0	0	0
NHL TOTAL	55	3	4	7	6	-15	0	0	0

## BOYD GORDON F #15

Capitals' 3rd choice (17th overall) in the 2002 Entry Draft. Became a free agent, July 1, 2011.

YEAR	GP	G	A	PTS	PIM	+/-	PP	SH	GW
03-04	41	1	5	6	8	-9	0	0	0
05-06	25	0	1	1	4	-4	0	0	0
06-07	71	7	22	29	14	10	0	2	0
07-08	67	7	9	16	12	5	0	1	0
08-09	63	5	9	14	16	-4	0	1	2
09-10	36	4	6	10	12	4	0	0	0
10-11	60	3	6	9	16	-5	0	1	1
TOTAL	363	27	58	85	82	-3	0	5	3
NHL TOTAL	693	55	105	160	147	-21	2	9	7

## BOBBY GOULD F #23

Acquired Nov. 24, 1981, from Calgary with Randy Holt for Pat Ribble and Washington's 2nd choice (Todd Francis) in 1983 Entry Draft. Traded to Boston for future considerations (Alain Cote), Sept. 28, 1989.

YEAR	GP	G	A	PTS	PIM	+/-	PP	SH	GW
81-82	60	18	13	31	69	-3	1	0	1
82-83	80	22	18	40	43	16	0	0	6
83-84	78	21	19	40	74	-2	4	0	4
84-85	78	14	19	33	69	10	0	1	3
85-86	79	19	19	38	26	7	0	3	5
86-87	78	23	27	50	74	18	1	1	2
87-88	72	12	14	26	56	-1	0	0	2
88-89	75	5	13	18	65	-2	0	1	0
TOTAL	600	134	142	276	476	43	6	6	23
NHL TOTAL	697	145	159	304	572	37	6	6	26

## MIKHAIL GRABOVSKI F #84

Signed Aug. 23, 2013. Became a free agent, July 1, 2014.

YEAR	GP	G	A	PTS	PIM	+/-	PP	SH	GW
13-14	58	13	22	35	26	6	3	0	1
NHL TOTAL	534	125	171	296	312	5	27	1	18

## JEAN-LUC GRAND-PIERRE F #34

Claimed off waivers from Atlanta, March 9, 2004. Became a free agent, July 1, 2004.

YEAR	GP	G	A	PTS	PIM	+/-	PP	SH	GW
03-04	13	1	0	1	14	-2	0	0	0
NHL TOTAL	269	7	13	20	311	-53	0	1	0

## TYLER GRAOVAC F #91

Acquired from Minnesota for Washington's 5th round pick in the 2018 Entry Draft, June 14, 2017. Became a free agent July 1, 2018.

YEAR	GP	G	A	PTS	PIM	+/-	PP	SH	GW
17-18	5	0	0	0	2	-3	0	0	0
NHL TOTAL	84	12	3	15	20	-2	3	0	2

## BERNOIT GRATTON F #48

Capitals' 6th choice (105th overall) in the 1995 Entry Draft. Traded to Calgary for Steve Shirreffs, Aug. 18, 1999.

YEAR	GP	G	A	PTS	PIM	+/-	PP	SH	GW
97-98	6	0	1	1	6	1	0	0	0
98-99	16	4	3	7	16	-1	0	0	0
TOTAL	22	4	4	8	22	E	0	0	0
NHL TOTAL	58	6	10	16	58	E	0	0	0

## JOSH GREEN F #8

Claimed off waivers from NY Rangers Jan. 15, 2003. Became a free agent July 1, 2003.

YEAR	GP	G	A	PTS	PIM	+/-	PP	SH	GW
02-03	21	1	2	3	7	1	0	0	0
NHL TOTAL	334	35	39	74	199	-10	4	0	7

## MIKE GREEN D #52

Capitals' 3rd choice (29th overall) in the 2004 Entry Draft. Signed as a free agent by Detroit, July 1, 2015.

YEAR	GP	G	A	PTS	PIM	+/-	PP	SH	GW
05-06	22	1	2	3	18	-8	0	0	0
06-07	70	2	10	12	36	-10	0	0	0
07-08	82	18	38	56	62	6	8	0	4
08-09	68	31	42	73	68	24	18	1	4
09-10	75	19	57	76	54	39	10	0	4
10-11	49	8	16	24	48	6	5	0	1
11-12	32	3	4	7	12	5	3	0	1
12-13	35	12	14	26	20	-3	4	0	2
13-14	70	9	29	38	64	-16	3	0	2
14-15	72	10	35	45	34	15	1	0	2
TOTAL	575	113	247	360	416	58	52	1	20
NHL TOTAL	880	150	351	501	592	-17	62	1	23

## RICK GREEN D #5

Capitals' 1st choice (1st overall) in the 1976 Amateur Draft. Traded to Montreal with Ryan Walter for Brian Engblom, Doug Jarvis, Rod Langway and Craig Laughlin, Sept. 9, 1982.

YEAR	GP	G	A	PTS	PIM	+/-	PP	SH	GW
76-77	45	3	12	15	16	-20	1	0	0
77-78	60	5	14	19	67	-35	4	0	1
78-79	71	8	33	41	62	-45	2	1	0
79-80	71	4	20	24	52	-10	0	0	1
80-81	65	8	23	31	91	-15	2	0	1
81-82	65	3	25	28	93	-12	1	0	0
TOTAL	377	31	127	158	381	-137	10	1	3
NHL TOTAL	845	43	220	263	588	-91	13	1	3

## JEFF GREENLAW F #24

Capitals' 1st pick (19th overall) in the 1986 Entry Draft. Became a free agent, July 1, 1993.

YEAR	GP	G	A	PTS	PIM	+/-	PP	SH	GW
86-87	22	0	3	3	44	2	0	0	0
90-91	10	2	0	2	10	1	0	0	1
91-92	5	0	1	1	34	-1	0	0	0
92-93	16	1	1	2	18	-3	0	0	0
TOTAL	53	3	5	8	106	-1	0	0	1
NHL TOTAL	57	3	6	9	108	-2	0	0	1

## MIKE GRIER F #25

Acquired from Edmonton for Washington's 2nd (later traded to NY Islanders-Evgeni Tunik) and Vancouver's 3rd (Zachery Stortini) choices in the 2003 Entry Draft, Oct. 2, 2002. Traded to Buffalo for Jakub Klepis, March 9, 2004.

YEAR	GP	G	A	PTS	PIM	+/-	PP	SH	GW
02-03	82	15	17	32	36	-14	2	2	2
03-04	68	8	12	20	32	-19	1	1	0
TOTAL	150	23	29	52	68	-33	3	3	2
NHL TOTAL	1060	162	221	383	510	-9	16	20	26

## JOHN GRUDEN D #17

Signed as a free agent, July 18, 2003. Became a free agent, July 1, 2004.

YEAR	GP	G	A	PTS	PIM	+/-	PP	SH	GW
03-04	11	1	0	1	6	-1	0	0	1
NHL TOTAL	92	1	8	9	46	-4	0	0	1

## BOB GRYP F #12, 19

Acquired in 1974 Expansion Draft (6th pick) from Boston. Retired, April 1976.

YEAR	GP	G	A	PTS	PIM	+/-	PP	SH	GW
74-75	27	5	8	13	21	-24	0	0	0
75-76	46	6	5	11	12	-18	0	0	0
TOTAL	73	11	13	24	33	-42	0	0	0
NHL TOTAL	74	11	13	24	33	-44	0	0	0

## RADKO GUDAS D #33

Acquired from Philadelphia for Matt Niskanen, June 14, 2019. Became free agent, Oct. 9, 2020.

YEAR	GP	G	A	PTS	PIM	+/-	PP	SH	GW
19-20	63	2	13	15	40	15	0	0	1
NHL TOTAL	610	31	116	147	764	59	1	1	6

# All-Time Player Register

## BENGT GUSTAFSSON

F

#16

Capitals' 7th choice (55th overall) in 1978 Amateur Draft. Returned to Sweden after 1985-86 season. Re-signed with Capitals in May 1987. Returned to Sweden in May 1989. Rights claimed by Detroit in 1990 Waiver Draft.

YEAR	GP	G	A	PTS	PIM	+/-	PP	SH	GW
79-80	80	22	38	60	17	-17	6	1	3
80-81	72	21	34	55	26	11	4	2	1
81-82	70	26	34	60	40	-20	3	0	2
82-83	67	22	42	64	16	9	2	0	4
83-84	69	32	43	75	16	29	8	0	5
84-85	51	14	29	43	8	13	6	1	3
85-86	70	23	52	75	26	-9	8	4	6
87-88	78	18	36	54	29	2	7	5	3
88-89	72	18	51	69	18	13	5	4	6
TOTAL	629	196	359	555	196	31	49	17	33
NHL TOTAL	629	196	359	555	196	31	49	17	33

## ERIK GUSTAFSSON

D

#56

Signed as a free agent, July 13, 2022. Traded to Toronto with Boston's first-round pick in the 2023 NHL Draft for Rasmus Sandin.

YEAR	GP	G	A	PTS	PIM	+/-	PP	SH	GW
22-23	61	7	31	38	21	9	0	0	2
NHL TOTAL	379	39	152	191	108	1	6	1	5

## CARL HAGELIN

F

#62

Acquired from Los Angeles for Washington's third round pick in the 2019 NHL Draft (Lukas Parik) and a conditional sixth round pick in the 2020 NHL Draft, Feb. 21, 2019.

YEAR	GP	G	A	PTS	PIM	+/-	PP	SH	GW
18-19	20	3	8	11	10	7	0	0	1
19-20	58	8	17	25	16	12	0	1	2
20-21	56	6	10	16	19	7	0	1	0
21-22	53	3	11	14	20	10	0	0	1
TOTAL	187	20	46	66	65	36	0	2	4
NHL TOTAL	713	110	186	296	293	119	2	6	27

## CHRIS HAJT

D

#75

Signed as a free agent, July 23, 2002. Became a free agent, July 1, 2004.

YEAR	GP	G	A	PTS	PIM	+/-	PP	SH	GW
03-04	5	0	0	0	2	E	0	0	0
NHL TOTAL	6	0	0	0	2	-1	0	0	0

## JEFF HALPERN

F

#11, 15

Signed as a free agent, July 23, 2002. Became a free agent, July 1, 2004. Signed as a free agent, July 1, 2011. Became a free agent, July 1, 2012.

YEAR	GP	G	A	PTS	PIM	+/-	PP	SH	GW
99-00	79	18	11	29	39	21	4	4	1
00-01	80	21	21	42	60	13	2	1	5
01-02	48	5	14	19	29	-9	0	0	4
02-03	82	13	21	34	88	6	1	2	2
03-04	79	19	27	46	56	-21	7	0	2
05-06	70	11	33	44	79	-8	6	0	1
11-12	69	4	12	16	24	-1	0	0	1
TOTAL	507	91	139	230	375	1	20	7	16
NHL TOTAL	976	152	221	373	641	-43	28	10	29

## TREVOR HALVERSON

F

#18

Capitals' 1st choice (21st overall) in 1991 Entry Draft. Became a free agent, July 1, 2000.

YEAR	GP	G	A	PTS	PIM	+/-	PP	SH	GW
98-99	17	0	4	4	28	-5	0	0	0
NHL TOTAL	17	0	4	4	28	-5	0	0	0

## ROMAN HAMRLIK

D

#44

Signed as a free agent, July 1, 2011. Claimed by NY Rangers on waivers March 6, 2013.

YEAR	GP	G	A	PTS	PIM	+/-	PP	SH	GW
11-12	68	2	11	13	34	11	0	0	1
12-13	4	0	1	1	2	-1	0	0	0
TOTAL	72	2	12	14	36	11	0	0	1
NHL TOTAL	1,395	155	483	638	1,408	-49	62	5	23

## AL HANGSLEBEN

F

#12

Acquired from Hartford for Tom Rowe, Jan. 17, 1980. Released Dec. 10, 1981.

YEAR	GP	G	A	PTS	PIM	+/-	PP	SH	GW
79-80	37	10	7	17	45	1	2	0	1
80-81	76	5	19	24	198	-7	0	0	0
81-82	17	1	1	2	19	-3	0	0	0
TOTAL	130	16	27	43	262	-9	2	0	1
NHL TOTAL	185	21	48	69	396	3	2	0	2

## SCOTT HANNAN

D

#23

Acquired, Nov. 30, 2010, from Colorado for Tomas Fleischmann. Became a free agent, July 1, 2011.

YEAR	GP	G	A	PTS	PIM	+/-	PP	SH	GW
10-11	55	1	4	5	28	3	0	0	0
NHL TOTAL	1,055	38	179	217	625	2	3	1	4

## DAVID HARLOCK

D

#43

Signed as a free agent, Aug. 31, 1997. Became a free agent, July 1, 1998.

YEAR	GP	G	A	PTS	PIM	+/-	PP	SH	GW
97-98	6	0	0	0	4	2	0	0	0
NHL TOTAL	212	2	14	16	188	-55	0	0	0

## KEVIN HATCHER

D

#4, 29

Capitals' 1st choice (17th overall) in the 1984 Entry Draft. Traded to Dallas for Mark Tinordi and the rights to Rick Mrozik, Jan. 18, 1995.

YEAR	GP	G	A	PTS	PIM	+/-	PP	SH	GW
84-85	2	1	0	1	0	1	0	1	0
85-86	79	9	10	19	119	6	1	0	1
86-87	78	8	16	24	144	-29	1	0	2
87-88	71	14	27	41	137	1	5	0	3
88-89	62	13	27	40	101	19	3	0	2
89-90	80	13	41	54	102	4	4	0	2
90-91	79	24	50	74	69	-10	9	2	3
91-92	79	17	37	54	105	18	8	1	2
92-93	83	34	45	79	114	-7	13	1	6
93-94	72	16	24	40	108	-13	6	0	3
TOTAL	685	149	277	426	999	-10	50	5	24
NHL TOTAL	1157	227	450	677	1392	-27	91	8	37

## GARNET HATHAWAY

F

#21

Signed as a free agent, July 1, 2019. Traded to Boston with Dmitry Orlov for a first-round pick in the 2023 NHL Draft, a second-round pick in the 2025 NHL Draft, a third-round pick in the 2024 NHL Draft and Craig Smith, Feb. 23, 2023.

YEAR	GP	G	A	PTS	PIM	+/-	PP	SH	GW
19-20	66	9	7	16	79	6	0	0	1
20-21	56	6	12	18	66	7	0	0	0
21-22	76	14	12	26	57	19	0	0	4
22-23	59	9	7	16	52	6	0	0	1
TOTAL	257	38	38	76	254	38	0	0	6
NHL TOTAL	457	58	64	122	490	53	0	3	13

## ALAN HAWORTH

F

#15

Acquired from Buffalo with Sabres' 3rd-round pick in the 1982 Entry Draft (Milan Novy) for Capitals' 2nd (Mike Anderson) and 4th (Timo Jutila) choices in the 1982 Entry Draft, June 9, 1982. Traded to Quebec with Gaetan Duchesne and Capitals' 1st choice (Joe Sakic) in the 1987 Entry Draft for Dale Hunter and Clint Malarchuk, June 13, 1987.

YEAR	GP	G	A	PTS	PIM	+/-	PP	SH	GW
82-83	74	23	27	50	34	-5	5	0	2
83-84	75	24	31	55	52	14	7	0	5
84-85	76	23	26	49	48	19	4	0	2
85-86	71	34	39	73	72	36	7	0	5
86-87	50	25	16	41	43	3	9	0	2
TOTAL	346	129	139	268	249	67	32	0	16
NHL TOTAL	524	189	211	400	425	62	45	0	20

## DWAYNE HAY

F

#42

Capitals' 3rd choice (43rd overall) in the 1995 Amateur Draft. Traded to Florida in exchange for Esa Tikkanen and future considerations, March 9, 1998.

YEAR	GP	G	A	PTS	PIM	+/-	PP	SH	GW
97-98	2	0	0	0	2	E	0	0	0
NHL TOTAL	79	2	4	6	22	-7	0	0	0

## TIMO HELBLING

D

#51

Signed as a free agent, Aug. 9, 2006. Traded to Buffalo with Dainius Zubrus for Jiri Novotny and Buffalo's 1st choice (later traded to San Jose-Nick Petrecki), Feb. 27, 2007.

YEAR	GP	G	A	PTS	PIM	+/-	PP	SH	GW
06-07	2	0	0	0	2	-1	0	0	0
NHL TOTAL	11	0	1	1	8	-4	0	0	0

## BRYAN HELMER

D

#43

Signed as a free agent, Nov. 28, 2008. Became a free agent, July 1, 2009.

YEAR	GP	G	A	PTS	PIM	+/-	PP	SH	GW
08-09	12	0	3	3	2	-1	0	0	0
NHL TOTAL	146	8	18	26	135	7	3	0	2

## ARCHIE HENDERSON

F

#31

Capitals' 10th choice (165th overall) in the 1977 Amateur Draft. Became a free agent after 1980-81 season.

YEAR	GP	G	A	PTS	PIM	+/-	PP	SH	GW
80-81	7	1	0	1	28	-1	0	0	0
NHL TOTAL	23	3	1	4	92	-3	0	0	0

# All-Time Player Register

**MATT HENDRICKS****F****#26**

Signed as a free agent, Sept. 27, 2010. Became a free agent July 5, 2013.

YEAR	GP	G	A	PTS	PIM	+/-	PP	SH	GW
10-11	77	9	16	25	110	-2	1	0	3
11-12	78	4	5	9	95	-6	0	0	0
12-13	48	5	3	8	73	-6	0	0	1
TOTAL	203	18	24	42	278	-6	1	0	4
NHL TOTAL	607	54	62	116	722	-41	1	4	7

**ALEX HENRY****F****#45**

Claimed off waivers from Edmonton, Oct. 24, 2002. Claimed off waivers by Minnesota, Oct. 9, 2003.

YEAR	GP	G	A	PTS	PIM	+/-	PP	SH	GW
02-03	38	0	0	0	80	-4	0	0	0
NHL TOTAL	177	2	9	11	269	-7	0	0	0

**MATT HERR****F****#26**

Capitals' 4th choice (93rd overall) in the 1994 Entry Draft. Traded to Philadelphia for Dean Melanson, March 13, 2001.

YEAR	GP	G	A	PTS	PIM	+/-	PP	SH	GW
98-99	30	2	2	4	8	-7	1	0	0
00-01	22	2	3	5	17	3	0	0	1
TOTAL	52	4	5	9	25	-4	1	0	1
NHL TOTAL	58	4	5	9	25	-6	1	0	1

**JAMIE HEWARD****D****#6**

Signed as a free agent, Aug. 12, 2005. Traded to Los Angeles for future considerations, Feb. 27, 2007.

YEAR	GP	G	A	PTS	PIM	+/-	PP	SH	GW
05-06	71	7	21	28	54	-5	4	0	2
06-07	52	4	12	16	27	4	2	0	1
TOTAL	123	11	33	44	81	-1	6	0	3
NHL TOTAL	394	38	86	124	221	-50	22	0	6

**DENNIS HEXTALL****F****#12, 22**

Signed as free agent Feb. 9, 1979. Became a free agent, June 1, 1980.

YEAR	GP	G	A	PTS	PIM	+/-	PP	SH	GW
78-79	26	2	9	11	43	-13	0	0	0
79-80	15	1	1	2	49	-5	0	0	0
TOTAL	41	3	10	13	92	-18	0	0	0
NHL TOTAL	681	153	350	503	1398	-134	26	3	18

**DOUG HICKS****D****#2**

Acquired from Edmonton for Todd Bidner, March 9, 1982. Retired following 1982-83 season.

YEAR	GP	G	A	PTS	PIM	+/-	PP	SH	GW
81-82	12	0	1	1	11	-7	0	0	0
82-83	6	0	0	0	7	-3	0	0	0
TOTAL	18	0	1	1	18	-10	0	0	0
NHL TOTAL	561	37	131	168	442	-73	12	4	2

**ANDRE HIDI****F****#21**

Signed as a free agent from the University of Toronto (QUAA), March 19, 1984. Retired after the 1984-85 season.

YEAR	GP	G	A	PTS	PIM	+/-	PP	SH	GW
83-84	1	0	0	0	0	E	0	0	0
84-85	6	2	1	3	9	2	1	0	0
TOTAL	7	2	1	3	9	2	1	0	0
NHL TOTAL	7	2	1	3	9	2	1	0	0

**JACK HILLEN****D****#38**

Signed as a free agent, July 3, 2012. Traded to Carolina with Washington's 4th pick in the 2015 Entry Draft for Tim Gleason, Feb. 28, 2015.

YEAR	GP	G	A	PTS	PIM	+/-	PP	SH	GW
12-13	23	3	6	9	14	9	0	0	1
13-14	13	0	1	1	4	-4	0	0	0
14-15	35	0	5	5	10	1	0	0	0
TOTAL	71	3	12	15	28	6	0	0	1
NHL TOTAL	304	13	58	71	157	-8	1	0	2

**BENOIT HOGUE****F****#33**

Claimed off waivers from Boston March 19, 2002. Became a free agent July 1, 2002.

YEAR	GP	G	A	PTS	PIM	+/-	PP	SH	GW
01-02	9	0	1	1	4	2	0	0	0
NHL TOTAL	863	222	321	546	877	34	42	10	34

**RANDY HOLT****D****#4**

Acquired from Calgary with Bob Gould for Pat Ribble and future considerations, Nov. 24, 1981. Became a free agent, June 1, 1983.

YEAR	GP	G	A	PTS	PIM	+/-	PP	SH	GW
81-82	53	2	6	8	250	-7	0	0	0
82-83	70	0	8	8	275	-7	0	0	0
TOTAL	123	2	14	16	525	-14	0	0	0
NHL TOTAL	395	4	37	41	1438	-76	0	0	0

**BILL HOULDER****D****#34, 2**

Capitals' 4th choice (82nd overall) in the 1985 Entry Draft. Traded to Buffalo for Shawn Anderson, Sept. 30, 1990.

YEAR	GP	G	A	PTS	PIM	+/-	PP	SH	GW
87-88	30	1	2	3	10	-2	0	0	0
88-89	8	0	3	3	4	7	0	0	0
89-90	41	1	11	12	28	8	0	0	0
TOTAL	79	2	16	18	42	13	0	0	0
NHL TOTAL	846	59	191	250	412	31	20	1	15

**PHIL HOUSLEY****D****#96**

Signed as a free agent on July 22, 1996. Claimed off waivers by Calgary, July 21, 1998.

YEAR	GP	G	A	PTS	PIM	+/-	PP	SH	GW
96-97	77	11	29	40	24	-10	3	1	2
97-98	64	6	25	31	24	-10	4	1	0
TOTAL	141	17	54	71	48	-20	7	2	2
NHL TOTAL	1495	338	894	1232	822	-53	129	7	48

**KEN HOUSTON****F****#19**

Acquired from Calgary with Pat Riggins for Howard Walker, George White and future considerations, June 9, 1982. Traded to Los Angeles with Brian Engblom for Larry Murphy, Oct. 18, 1983.

YEAR	GP	G	A	PTS	PIM	+/-	PP	SH	GW
82-83	71	25	14	39	93	-8	9	0	0
83-84	4	0	0	0	4	-2	0	0	0
TOTAL	75	25	14	39	97	-10	9	0	0
NHL TOTAL	570	161	167	328	624	-6	28	0	14

**JIM HRYCUIK****F****#25**

Acquired in 1974 Inter-League Draft from Hershey (AHL). Contract expired April 1976.

YEAR	GP	G	A	PTS	PIM	+/-	PP	SH	GW
74-75	21	5	5	10	12	-12	1	0	0
NHL TOTAL	21	5	5	10	12	-12	1	0	0

**JAMIE HUNT****D****#29**

Signed as a free agent, April 1, 2006. Became a free agent, July 1, 2008.

YEAR	GP	G	A	PTS	PIM	+/-	PP	SH	GW
06-07	1	0	0	0	0	-1	0	0	0
NHL TOTAL	1	0	0	0	0	-1	0	0	0

**DALE HUNTER****F****#32**

Acquired from Quebec with Clint Malarchuk for Gaetan Duchesne, Alan Haworth and Washington's 1st choice in the 1987 Entry Draft (Joe Sakic), June 13, 1987. Traded to Colorado with Washington's 3rd choice in the 2000 Entry Draft (Sergei Kliazmine) in exchange for Vancouver's 2nd choice in the 1999 Entry Draft (Charlie Stephens).

YEAR	GP	G	A	PTS	PIM	+/-	PP	SH	GW
87-88	79	22	37	59	240	7	11	0	1
88-89	80	20	37	57	219	-3	9	0	3
89-90	80	23	39	62	233	17	9	1	6
90-91	76	16	30	46	234	-22	9	0	2
91-92	80	28	50	78	205	-2	13	0	4
92-93	84	29	59	79	198	3	10	0	2
93-94	52	9	29	38	131	-4	1	0	1
94-95	45	8	15	23	101	-4	3	0	1
95-96	82	13	24	37	112	5	4	0	3
96-97	82	14	32	46	125	-2	3	0	5
97-98	82	8	18	26	103	1	0	0	1
98-99	50	0	5	5	102	-7	0	0	0
TOTAL	872	181	375	556	2003	-4	72	1	29
NHL TOTAL	1407	323	697	1020	3565	98	92	10	41

**MARK HUNTER****F****#27**

Acquired from Hartford with Yvon Coriveau for Nick Kypreos, July 30, 1992. Became a free agent, July 1, 1993.

YEAR	GP	G	A	PTS	PIM	+/-	PP	SH	GW
92-93	7	0	0	0	14	1	0	0	0
NHL TOTAL	628	213	171	384	1426	-11	71	2	19

**JAMIE HUSCROFT****F****#3**

Signed as a free agent on August 9, 1999. Retired, 2001.

YEAR	GP	G	A	PTS	PIM	+/-	PP	SH	GW
99-00	7	0	0	0	11	-5	0	0	0
NHL TOTAL	352	5	33	38	1065	-8	0	0	1

**AL IAFRATE****D****#34**

Acquired from Toronto for Bob Rouse and Peter Zedel, Jan. 15, 1991. Traded to Boston for Joe Juneau, March 21, 1994.

YEAR	GP	G	A	PTS	PIM	+/-	PP	SH	GW
90-91	30	6	8	14	124	-1	0	1	1
91-92	78	17	34	51	180	1	6	0	1
92-93	81	25	41	66	169	15	11	1	4
93-94	67	10	35	45	143	10	4	0	3
TOTAL	256	58	118	176	616	25	21	2	9
NHL TOTAL	799	152	311	463	1301	-64	46	8	22

# All-Time Player Register

## VINCENT IORIO

D

#38

Capitals' 1st choice (55th overall) in the 2021 NHL Draft.

YEAR	GP	G	A	PTS	PIM	+/-	PP	SH	GW
22-23	3	0	1	1	0	0	0	0	0
<b>TOTAL</b>	<b>3</b>	<b>0</b>	<b>1</b>	<b>1</b>	<b>0</b>	<b>0</b>	<b>0</b>	<b>0</b>	<b>0</b>

## MATT IRWIN

D

#52

Signed as a free agent on July 28, 2021. Became a free agent, July 1, 2023.

YEAR	GP	G	A	PTS	PIM	+/-	PP	SH	GW
21-22	17	1	3	4	6	0	0	0	0
22-23	61	2	3	5	36	-8	0	0	0
<b>TOTAL</b>	<b>78</b>	<b>3</b>	<b>6</b>	<b>9</b>	<b>42</b>	<b>-8</b>	<b>0</b>	<b>0</b>	<b>0</b>
<b>NHL TOTAL</b>	<b>461</b>	<b>25</b>	<b>68</b>	<b>93</b>	<b>211</b>	<b>19</b>	<b>6</b>	<b>0</b>	<b>2</b>

## JAROMIR JAGR

F

#68

Acquired from Pittsburgh with Frantisek Kucera for Kris Beech, Michal Sivek, Ross Lupaschuk and future considerations, July 11, 2001. Traded to New York Rangers for Anson Carter, Jan. 23, 2004.

YEAR	GP	G	A	PTS	PIM	+/-	PP	SH	GW
01-02	69	31	48	79	30	0	10	0	3
02-03	75	36	41	77	38	5	13	2	9
03-04	46	16	29	45	38	-5	6	0	1
<b>TOTAL</b>	<b>190</b>	<b>83</b>	<b>118</b>	<b>201</b>	<b>106</b>	<b>0</b>	<b>29</b>	<b>2</b>	<b>13</b>
<b>NHL TOTAL</b>	<b>1,733</b>	<b>766</b>	<b>1,155</b>	<b>1,921</b>	<b>1,167</b>	<b>322</b>	<b>217</b>	<b>11</b>	<b>135</b>

## DOUG JARVIS

F

#25

Acquired from Montreal with Brian Engblom, Rod Langway, and Craig Laughlin for Rick Green and Ryan Walter, Sept. 10, 1982. Traded to Hartford for Jorgen Pettersson, Dec. 6, 1985.

YEAR	GP	G	A	PTS	PIM	+/-	PP	SH	GW
82-83	80	8	22	30	10	-12	0	1	0
83-84	80	13	29	42	12	7	0	2	0
84-85	80	9	28	37	32	19	1	1	1
85-86	25	1	2	3	16	-5	0	0	0
<b>TOTAL</b>	<b>265</b>	<b>31</b>	<b>81</b>	<b>112</b>	<b>70</b>	<b>9</b>	<b>1</b>	<b>4</b>	<b>1</b>
<b>NHL TOTAL</b>	<b>964</b>	<b>139</b>	<b>264</b>	<b>403</b>	<b>263</b>	<b>121</b>	<b>4</b>	<b>16</b>	<b>16</b>

## WES JARVIS

F

#23, 17, 15

Capitals' 18th choice (213th overall) in the 1978 Amateur Draft. Traded to Minnesota with Rolie Boutin for Robbie Moore and future considerations, Aug. 15, 1982

YEAR	GP	G	A	PTS	PIM	+/-	PP	SH	GW
79-80	63	11	15	26	8	-3	0	0	0
80-81	55	9	14	23	30	-9	0	1	0
81-82	26	1	12	13	18	5	0	0	0
<b>TOTAL</b>	<b>144</b>	<b>21</b>	<b>41</b>	<b>62</b>	<b>56</b>	<b>-7</b>	<b>0</b>	<b>1</b>	<b>0</b>
<b>NHL TOTAL</b>	<b>237</b>	<b>31</b>	<b>55</b>	<b>86</b>	<b>98</b>	<b>-23</b>	<b>1</b>	<b>2</b>	<b>0</b>

## DMITRIJ JASKIN

F

#23

Claimed off of waivers, Oct. 2, 2019. Became a free agent, July 1, 2019.

YEAR	GP	G	A	PTS	PIM	+/-	PP	SH	GW
18-19	37	2	6	8	6	-5	0	0	0
<b>NHL TOTAL</b>	<b>315</b>	<b>27</b>	<b>43</b>	<b>70</b>	<b>92</b>	<b>12</b>	<b>3</b>	<b>0</b>	<b>5</b>

## GRANT JENNINGS

D

#33

Signed as a free agent, June 25, 1985. Traded to Hartford with Ed Kastelic for Mike Millar and Neil Sheehy, July 6, 1988.

YEAR	GP	G	A	PTS	PIM	+/-	PP	SH	GW
(Played in 1 playoff game, 1988 vs. NJ)									
<b>NHL TOTAL</b>	<b>389</b>	<b>14</b>	<b>43</b>	<b>57</b>	<b>804</b>	<b>-6</b>	<b>0</b>	<b>3</b>	<b>3</b>

## DAVID A. JENSEN

F

#9

Acquired from Hartford for Dean Evason and Peter Sidorkiewicz, March 12, 1985. Signed as a free agent by Boston, July 1988.

YEAR	GP	G	A	PTS	PIM	+/-	PP	SH	GW
85-86	5	1	0	1	0	1	0	0	0
86-87	46	8	8	16	12	-10	2	0	0
87-88	5	0	1	1	4	E	0	0	0
<b>TOTAL</b>	<b>56</b>	<b>9</b>	<b>9</b>	<b>18</b>	<b>16</b>	<b>-9</b>	<b>2</b>	<b>0</b>	<b>0</b>
<b>NHL TOTAL</b>	<b>69</b>	<b>9</b>	<b>13</b>	<b>22</b>	<b>22</b>	<b>-10</b>	<b>2</b>	<b>0</b>	<b>0</b>

## NICK JENSEN

D

#3

Acquired from Detroit along with a 2019 fifth round pick (traded to Buffalo) for Madison Bowey and a 2020 second round pick, Feb. 22, 2019.

YEAR	GP	G	A	PTS	PIM	+/-	PP	SH	GW
18-19	20	0	5	5	4	3	0	0	0
19-20	68	0	8	8	13	1	0	0	0
20-21	53	2	12	14	14	5	0	0	0
21-22	76	5	16	21	21	32	0	0	1
22-23	77	5	24	29	18	-1	0	0	0
<b>TOTAL</b>	<b>294</b>	<b>12</b>	<b>65</b>	<b>77</b>	<b>70</b>	<b>40</b>	<b>0</b>	<b>0</b>	<b>1</b>
<b>NHL TOTAL</b>	<b>484</b>	<b>18</b>	<b>102</b>	<b>120</b>	<b>126</b>	<b>26</b>	<b>0</b>	<b>0</b>	<b>1</b>

## JAKUB JERABEK

D

#28

Acquired from Montreal for 2019 5th round NHL Draft pick, Feb. 21, 2018.

YEAR	GP	G	A	PTS	PIM	+/-	PP	SH	GW
17-18	11	1	3	4	0	-1	0	0	0
<b>NHL TOTAL</b>	<b>37</b>	<b>2</b>	<b>6</b>	<b>8</b>	<b>8</b>	<b>-5</b>	<b>0</b>	<b>0</b>	<b>0</b>

## LUCAS JOHANSEN

D

#46

Capitals' 1st choice (28th overall) in the 2016 NHL Draft.

YEAR	GP	G	A	PTS	PIM	+/-	PP	SH	GW
21-22	1	0	1	1	0	1	0	0	0
22-23	2	0	0	0	0	0	0	0	0
<b>NHL TOTAL</b>	<b>3</b>	<b>0</b>	<b>1</b>	<b>1</b>	<b>0</b>	<b>1</b>	<b>0</b>	<b>0</b>	<b>0</b>

## CALLE JOHANSSON

D

#6

Acquired from Buffalo March 7, 1989, with Buffalo's 2nd choice (Byron Dafoe) in 1989 NHL Entry Draft for Clint Malarchuk, Grant Ledyard and Washington's 6th choice (Brian Holzinger) in 1991 NHL Entry Draft. Retired, Aug. 7, 2003.

YEAR	GP	G	A	PTS	PIM	+/-	PP	SH	GW
88-89	12	1	7	8	4	1	1	0	0
89-90	70	8	31	39	25	7	4	0	2
90-91	80	11	41	52	23	-2	2	1	2
91-92	80	14	42	56	49	2	5	2	2
92-93	77	7	38	45	56	3	6	0	0
93-94	84	9	33	42	59	3	4	0	1
94-95	46	5	26	31	35	-6	4	0	2
95-96	78	10	25	35	50	13	4	0	0
96-97	65	6	11	17	16	-2	2	0	0
97-98	73	15	20	35	30	-11	10	1	1
98-99	67	8	21	29	22	10	2	0	2
99-00	82	7	25	32	24	13	1	0	3
00-01	76	7	29	36	26	11	5	0	0
01-02	11	2	0	2	8	-4	0	0	1
02-03	82	3	12	15	22	9	1	0	0
<b>TOTAL</b>	<b>983</b>	<b>113</b>	<b>361</b>	<b>474</b>	<b>449</b>	<b>47</b>	<b>51</b>	<b>4</b>	<b>16</b>
<b>NHL TOTAL</b>	<b>1109</b>	<b>119</b>	<b>416</b>	<b>535</b>	<b>519</b>	<b>57</b>	<b>53</b>	<b>4</b>	<b>17</b>

## JONAS JOHANSSON

F

#45

Acquired from Colorado with Bates Battaglia for Steve Konowalchuk and the Capitals' 3rd choice in the 2004 Entry Draft (later traded to Carolina-Casey Borer), Oct. 22, 2003. Became a free agent, July 1, 2007.

YEAR	GP	G	A	PTS	PIM	+/-	PP	SH	GW
05-06	1	0	0	0	2	E	0	0	0
<b>NHL TOTAL</b>	<b>1</b>	<b>0</b>	<b>0</b>	<b>0</b>	<b>2</b>	<b>E</b>	<b>0</b>	<b>0</b>	<b>0</b>

## MARCUS JOHANSSON

F

#90

Capitals' 1st choice (24th overall) in the 2009 NHL Entry Draft. Traded to New Jersey for Florida's 2nd choice in 2018 and Toronto's 3rd choice in 2018, July 3, 2017. Acquired from Seattle for Daniel Sprong, the Capitals' 4th choice in the 2022 NHL Draft and the Capitals' 6th choice in the 2023 NHL Draft, March 21, 2022. Traded to Minnesota for a third-round pick in the 2024 NHL Draft.

YEAR	GP	G	A	PTS	PIM	+/-	PP	SH	GW
10-11	69	13	14	27	10	2	2	1	2
11-12	80	14	32	46	8	-5	1	0	3
12-13	34	6	16	22	4	3	3	0	1
13-14	80	8	36	44	4	-21	6	0	1
14-15	82	20	27	47	10	6	3	0	1
15-16	74	17	29	46	16	12	6	0	7
16-17	82	24	34	58	10	25	5	0	5
21-22	18	3	3	6	0	-4	0	0	1
22-23	60	13	15	28	8	-3	4	1	5
<b>TOTAL</b>	<b>579</b>	<b>118</b>	<b>206</b>	<b>324</b>	<b>70</b>	<b>15</b>	<b>30</b>	<b>2</b>	<b>26</b>
<b>NHL TOTAL</b>	<b>833</b>	<b>163</b>	<b>290</b>	<b>453</b>	<b>120</b>	<b>-50</b>	<b>40</b>	<b>3</b>	<b>34</b>

## CRAIG JOHNSON

F

#27

Claimed off waivers from Toronto, March 5, 2004. Became a free agent, July 1, 2004.

YEAR	GP	G	A	PTS	PIM	+/-	PP	SH	GW
03-04	15	0	6	6	8	-6	0	0	0
<b>NHL TOTAL</b>	<b>557</b>	<b>75</b>	<b>98</b>	<b>173</b>	<b>260</b>	<b>-33</b>	<b>18</b>	<b>1</b>	<b>8</b>

## JIM JOHNSON

D

#2, 4

Acquired from Dallas for Alan May, March 21, 1994. Became a free agent, July 1, 1996.

YEAR	GP	G	A	PTS	PIM	+/-	PP	SH	GW
93-94	8	0	0	0	12	-1	0	0	0
94-95	47	0	13	13	43	6	0	0	0
95-96	66	2	4	6	34	-3	0	0	0
<b>TOTAL</b>	<b>121</b>	<b>2</b>	<b>17</b>	<b>19</b>	<b>89</b>	<b>2</b>	<b>0</b>	<b>0</b>	<b>0</b>
<b>NHL TOTAL</b>	<b>829</b>	<b>29</b>	<b>166</b>	<b>195</b>	<b>1197</b>	<b>16</b>	<b>3</b>	<b>0</b>	<b>2</b>

# All-Time Player Register

## JAY JOHNSTON

D

#8, 4, 26

Capitals' 6th choice (45th overall) in the 1978 Amateur Draft. Released, June 1, 1984

YEAR	GP	G	A	PTS	PIM	+/-	PP	SH	GW
80-81	2	0	0	0	9	E	0	0	0
81-82	6	0	0	0	4	-2	0	0	0
TOTAL	8	0	0	0	13	-2	0	0	0
NHL TOTAL	8	0	0	0	13	-2	0	0	0

## GREG JOLY

D

#3

Capitals' 1st choice (1st overall) in the 1974 Amateur Draft. Traded to Detroit for Bryan Watson, Nov. 30, 1976.

YEAR	GP	G	A	PTS	PIM	+/-	PP	SH	GW
74-75	44	1	7	8	44	-68	1	0	0
75-76	54	8	17	25	28	-46	3	1	1
TOTAL	98	9	24	33	72	-114	4	1	1
NHL TOTAL	365	21	76	97	250	-163	7	2	3

## KEITH JONES

F

#26, 9

Capitals' 7th choice (141st overall) in the 1988 Entry Draft. Traded with Washington's 1st (Scott Parker) and 4th (later traded back to Washington-Krys Barch) choices in the 1998 Entry Draft to Colorado for Chris Simon and Curtis Leschyshyn, Nov. 2, 1996.

YEAR	GP	G	A	PTS	PIM	+/-	PP	SH	GW
92-93	71	12	14	26	124	18	0	0	3
93-94	68	16	19	35	149	4	5	0	1
94-95	40	14	6	20	65	-2	1	0	4
95-96	68	18	23	41	103	8	5	0	2
96-97	11	2	3	5	13	-2	1	0	0
TOTAL	258	62	65	127	454	26	12	0	10
NHL TOTAL	491	117	141	258	765	53	30	1	22

## RON JONES

F

#18, 24

Acquired from Pittsburgh for Pete LaFramboise, Jan. 21, 1975. Became a free agent, June 1, 1976.

YEAR	GP	G	A	PTS	PIM	+/-	PP	SH	GW
74-75	19	1	1	2	16	-14	1	0	0
75-76	2	0	0	0	0	-1	0	0	0
TOTAL	21	1	1	2	16	-15	1	0	0
NHL TOTAL	54	1	4	5	31	-27	1	0	0

## AXEL JONSSON-FJALLBY

F

#45

Capitals' 5th choice (147th overall) in 2016 NHL Draft. Claimed off waivers by Buffalo, Oct. 4, 2021. Claimed on waivers by Winnipeg, Oct. 10, 2022.

YEAR	GP	G	A	PTS	PIM	+/-	PP	SH	GW
21-22	23	2	2	4	4	0	0	0	0
NHL TOTAL	23	2	2	4	4	0	0	0	0

## BOB JOYCE

F

#27

Acquired from Boston for Dave Christian, Dec. 13, 1989. Traded to Winnipeg with Tyler Larter and Kent Paynter for Craig Duncanson, Brent Hughes and Simon Wheeldon, May 21, 1991.

YEAR	GP	G	A	PTS	PIM	+/-	PP	SH	GW
89-90	24	5	8	13	4	2	1	0	1
90-91	17	3	3	6	8	3	0	0	1
TOTAL	41	8	11	19	12	5	1	0	2
NHL TOTAL	158	34	49	83	90	9	10	0	5

## JOE JUNEAU

F

#90

Acquired from Boston for Al Iafate, March 21, 1994. Traded to Buffalo with Washington's 3rd choice in 1999 Entry Draft (Tim Preston) for Alexei Tezikov and future considerations, March 23, 1999.

YEAR	GP	G	A	PTS	PIM	+/-	PP	SH	GW
93-94	11	5	8	13	6	E	2	0	0
94-95	44	5	38	43	8	-1	3	0	0
95-96	80	14	50	64	30	-3	7	2	2
96-97	58	15	27	42	8	-11	9	1	3
97-98	56	9	22	31	26	-8	4	1	1
98-99	63	14	27	41	20	-3	2	1	3
TOTAL	321	63	173	236	100	-26	27	5	9
NHL TOTAL	828	156	416	572	272	-3	52	6	23

## MILAN JURCINA

D

#23

Acquired from Boston for a conditional pick in the 2008 Entry Draft, Feb. 1, 2007. Traded to Columbus with Chris Clark for Jason Chimera, Dec. 28, 2009. Acquired from Columbus for a conditional draft choice, March 3, 2010.

YEAR	GP	G	A	PTS	PIM	+/-	PP	SH	GW
06-07	30	2	7	9	24	5	0	0	0
07-08	75	1	8	9	30	4	1	0	0
08-09	79	3	11	14	68	1	0	0	1
09-10	27	0	4	4	14	E	0	0	0
TOTAL	211	6	30	36	136	10	1	0	1
NHL TOTAL	430	22	59	81	280	-28	6	1	3

## KEVIN KAMINSKI

F

#23

Acquired from Quebec for the rights to Mark Matier, June 15, 1993. Became a free agent, July 1, 1998.

YEAR	GP	G	A	PTS	PIM	+/-	PP	SH	GW
93-94	13	0	5	5	87	2	0	0	0
94-95	27	1	1	2	102	-6	0	0	1
95-96	54	1	2	3	164	-1	0	0	0
96-97	38	1	2	3	130	E	0	0	0
TOTAL	132	3	10	13	483	-5	0	0	1
NHL TOTAL	139	3	10	13	528	-8	0	0	1

## BOYD KANE

F

#22

Signed as a free agent, Aug. 12, 2005. Became a free agent, July 1, 2006. Signed as a free agent, July 11, 2009.

YEAR	GP	G	A	PTS	PIM	+/-	PP	SH	GW
05-06	5	0	1	1	2	1	0	0	0
09-10	3	0	0	0	2	-1	0	0	0
TOTAL	8	0	1	1	4	E	0	0	0
NHL TOTAL	31	0	3	3	39	-8	0	0	0

## ED KASTELIC

F

#29

Capitals' 4th choice (110th overall) in the 1982 Entry Draft. Traded to Hartford with Grant Jennings for Mike Millar and Neil Sheehy, July 6, 1988.

YEAR	GP	G	A	PTS	PIM	+/-	PP	SH	GW
85-86	15	0	0	0	73	E	0	0	0
86-87	23	1	1	2	83	-3	1	0	0
87-88	35	1	0	1	78	-3	0	0	0
TOTAL	73	2	1	3	234	-6	1	0	0
NHL TOTAL	220	11	10	21	719	-20	1	0	0

## MIKE KASZYCKI

F

#20

Acquired from New York Islanders for Gord Lane, Dec. 7, 1979. Traded to Toronto for Pat Ribble, Feb. 14, 1980.

YEAR	GP	G	A	PTS	PIM	+/-	PP	SH	GW
79-80	28	7	10	17	10	-5	1	0	0
NHL TOTAL	226	42	80	122	108	18	6	0	6

## BOB KELLY

F

#24

Acquired from Philadelphia for future considerations, Aug. 21, 1980. Contract bought out, Dec. 7, 1981.

YEAR	GP	G	A	PTS	PIM	+/-	PP	SH	GW
80-81	80	26	36	62	157	-13	8	0	4
81-82	16	0	4	4	12	-12	0	0	0
TOTAL	96	26	40	66	169	-25	8	0	4
NHL TOTAL	837	154	208	362	1454	109	14	0	28

## MICHAEL KEMPNY

D

#6

Acquired from Chicago for 2018 3rd round NHL Draft pick, Feb. 19, 2018. Became a free agent, July 13, 2022.

YEAR	GP	G	A	PTS	PIM	+/-	PP	SH	GW
17-18	22	2	1	3	14	1	0	0	0
18-19	71	6	19	25	60	24	0	0	3
19-20	58	3	15	18	22	19	0	0	0
21-22	15	1	1	2	16	-3	0	0	0
TOTAL	166	12	36	48	112	41	0	0	3
NHL TOTAL	247	15	48	63	146	55	0	0	3

## DMITRI KHRISTICH

F

#8

Capitals' 6th choice (120th overall) in the 1988 Entry Draft. Traded to Los Angeles with Byron Dafeo for Kings' 1st (Alexandre Volchkov) and Dallas' 4th (Justin Davis) choices in 1996, July 8, 1995. Acquired from Toronto for Tampa Bay's 3rd choice in the 2001 Entry Draft (Brendan Bell), Dec. 11, 2000. Became a free agent, July 1, 2002.

YEAR	GP	G	A	PTS	PIM	+/-	PP	SH	GW
90-91	40	13	14	27	21	-1	1	0	0
91-92	80	36	37	73	35	24	14	1	7
92-93	64	31	35	66	28	29	9	1	1
93-94	83	29	29	58	73	-2	10	0	4
94-95	48	12	14	26	41	0	8	0	2
00-01	43	10	19	29	8	-8	4	0	4
01-02	61	9	12	21	12	2	3	0	2
TOTAL	419	140	160	300	218	44	49	2	20
NHL TOTAL	811	259	337	596	422	104	95	5	32

## OREST KINDRACHUK

F

#27

Signed as free agent from Pittsburgh, Sept. 1, 1981. Released from contract, Dec. 3, 1981.

YEAR	GP	G	A	PTS	PIM	+/-	PP	SH	GW
81-82	4	1	0	1	2	-4	1	0	0
NHL TOTAL	508	118	261	379	648	122	19	8	15

## D.J. KING

F

#17

Acquired from St. Louis for Stefan Della Rovere, July 28, 2010. Became a free agent, July 1, 2012.

YEAR	GP	G	A	PTS	PIM	+/-	PP	SH	GW
10-11	16	0	2	2	30	-3	0	0	0
11-12	1	0	0	0	0	0	0	0	1
TOTAL	17	0	2	2	-3	0	0	0	1
NHL TOTAL	118	4	7	11	215	-14	0	0	1

# All-Time Player Register

## BRIAN KINSELLA

F

#24, 11

Capitals' 6th choice (91st overall) in the 1974 Amateur Draft. Became a free agent, June 1, 1978.

YEAR	GP	G	A	PTS	PIM	+/-	PP	SH	GW
75-76	4	0	1	1	0	-2	0	0	0
76-77	6	0	0	0	0	-2	0	0	0
TOTAL	10	0	1	1	0	-4	0	0	0
NHL TOTAL	10	0	1	1	0	-4	0	0	0

## KEN KLEE

D

#2

Capitals' 11th choice (177th overall) in the 1990 Entry Draft. Became a free agent, July 1, 2003.

YEAR	GP	G	A	PTS	PIM	+/-	PP	SH	GW
94-95	23	3	1	4	41	2	0	0	0
95-96	66	8	3	11	60	-1	0	1	2
96-97	80	3	8	11	115	-5	0	0	2
97-98	51	4	2	6	46	-3	0	0	1
98-99	78	7	13	20	80	-9	0	0	1
99-00	80	7	13	20	79	8	0	0	2
00-01	54	2	4	6	60	-5	0	0	0
01-02	68	8	8	16	38	4	2	0	3
02-03	70	1	16	17	89	22	0	0	0
TOTAL	570	43	68	111	608	13	2	1	11
NHL TOTAL	934	55	140	195	880	30	6	1	13

## SCOTT KLEINENDORST

D

#29

Acquired from Hartford for Jim Thomson, March 6, 1989. Released following 1989-90 season.

YEAR	GP	G	A	PTS	PIM	+/-	PP	SH	GW
88-89	3	0	1	1	10	E	0	0	0
89-90	15	1	3	4	16	4	0	0	0
TOTAL	18	1	4	5	26	4	0	0	0
NHL TOTAL	281	12	46	58	452	-13	1	0	0

## JAKUB KLEPIS

F

#38

Acquired from Buffalo for Mike Grier, March 9, 2004. Became a free agent, July 1, 2007.

YEAR	GP	G	A	PTS	PIM	+/-	PP	SH	GW
05-06	25	1	3	4	8	-11	0	0	0
06-07	41	3	7	10	28	-2	0	0	0
NHL TOTAL	66	4	10	14	36	-13	0	0	0

## MIKE KNUBLE

F

#22

Signed as a free agent, July 1, 2009. Became a free agent July 1, 2012.

YEAR	GP	G	A	PTS	PIM	+/-	PP	SH	GW
09-10	69	29	24	53	59	23	6	0	5
10-11	79	24	16	40	36	10	7	1	1
11-12	72	6	12	18	32	-15	0	0	0
TOTAL	220	59	52	111	127	18	13	1	6
NHL TOTAL	1,068	278	270	548	641	76	81	5	36

## STEVE KONOWALCHUK

F

#22

Capitals' 5th choice (58th overall) in the 1991 Entry Draft. Traded with Washington's 3rd choice in the 2004 Entry Draft (later traded to Carolina-Casey Borer) to Colorado for Bates Battaglia and Jonas Johansson, Oct. 22, 2003.

YEAR	GP	G	A	PTS	PIM	+/-	PP	SH	GW
91-92	1	0	0	0	0	0	0	0	0
92-93	36	4	7	11	16	4	1	0	1
93-94	62	12	14	26	33	9	0	0	0
94-95	46	11	14	25	44	7	3	3	3
95-96	70	23	22	45	92	13	7	1	3
96-97	78	17	25	42	67	-3	2	1	3
97-98	80	10	24	34	80	19	3	0	1
98-99	45	12	12	24	26	0	4	1	2
99-00	82	16	27	43	80	19	3	0	1
00-01	82	24	23	47	87	8	6	0	5
01-02	28	2	12	14	23	-2	0	0	0
02-03	77	15	15	30	71	3	2	0	3
03-04	6	0	1	1	0	-5	0	0	0
TOTAL	693	146	196	342	619	62	30	6	23
NHL TOTAL	790	171	225	396	703	69	34	8	26

## JOHN KORDIC

F

#25

Acquired from Toronto with Paul Fenton for future considerations, Jan. 24, 1991. Released from contract, July 1991.

YEAR	GP	G	A	PTS	PIM	+/-	PP	SH	GW
90-91	7	0	0	0	101	1	0	0	0
NHL TOTAL	244	17	18	35	997	-30	3	0	0

## ILYA KOVALCHUK

F

#17

Acquired from Montreal for a third round choice in the 2020 NHL Draft, Feb. 23, 2020. Became a free agent, Oct. 9, 2020.

YEAR	GP	G	A	PTS	PIM	+/-	PP	SH	GW
19-20	7	1	3	4	4	0	0	0	0
NHL TOTAL	926	443	433	876	554	-146	144	10	64

## VIKTOR KOZLOV

F

#25

Signed as a free agent, July 1, 2007. Became a free agent, July 1, 2009.

YEAR	GP	G	A	PTS	PIM	+/-	PP	SH	GW
07-08	81	16	38	54	18	28	2	0	2
08-09	67	13	28	41	16	-9	2	0	0
TOTAL	148	29	66	95	34	19	4	0	2
NHL TOTAL	897	198	339	537	248	-3	54	5	19

## STAFFAN KRONWALL

D

#44

Acquired off waivers from Toronto, Feb. 6, 2009. Became a free agent, July 1, 2009.

YEAR	GP	G	A	PTS	PIM	+/-	PP	SH	GW
08-09	3	0	0	0	0	-1	0	0	0
NHL TOTAL	66	1	3	4	23	-7	0	0	0

## TODD KRYGIER

F

#9, 21

Acquired from Hartford for Washington's 4th choice in the 1993 Entry Draft (later traded to Calgary, Jason Smith), Oct. 3, 1991. Traded to Anaheim for a Anaheim's 4th choice in the 1996 Entry Draft (later traded to Dallas-Mike Hurley), Feb. 2, 1992. Acquired from Anaheim in exchange for Mike Torchia, March 8, 1996.

YEAR	GP	G	A	PTS	PIM	+/-	PP	SH	GW
91-92	67	13	17	30	107	-1	1	0	1
92-93	77	11	12	23	60	-13	0	2	0
93-94	66	12	18	30	60	-4	0	1	3
95-96	16	6	5	11	2	8	1	0	0
96-97	47	5	11	16	37	-10	1	0	1
97-98	45	2	12	14	30	-3	0	0	1
TOTAL	318	49	75	124	306	-23	3	3	6
NHL TOTAL	543	100	143	243	533	-26	14	5	12

## DAVE KRYSKOW

F

#9

Acquired in 1974 Expansion Draft (3rd pick) from Chicago. Traded to Detroit for Jack Lynch, Feb. 7, 1975.

YEAR	GP	G	A	PTS	PIM	+/-	PP	SH	GW
74-75	51	9	15	24	83	-28	1	1	0
NHL TOTAL	213	33	56	89	174	-32	2	2	2

## FRANTISEK KUCERA

D

#4

Acquired from Pittsburgh with Jaromir Jagr for Kris Beech, Ross Lupaschuk, Michal Sivek and future considerations, July 11, 2001. Became a free agent, July 1, 2002.

YEAR	GP	G	A	PTS	PIM	+/-	PP	SH	GW
01-02	56	1	13	14	12	7	0	0	0
NHL TOTAL	465	24	95	119	251	13	6	0	4

## TOMAS KUNDRATEK

D

#36

Acquired from New York Rangers for Francois Bouchard, Nov. 8, 2011. Became a free agent, July 1, 2015.

YEAR	GP	G	A	PTS	PIM	+/-	PP	SH	GW
11-12	5	0	0	0	2	0	0	0	0
12-13	25	1	6	7	8	-5	0	0	0
NHL TOTAL	30	1	6	7	10	-5	0	0	0

## EVGENY KUZNETSOV

F

#92

Capitals' 1st choice (26th overall) in the 2010 Entry Draft.

YEAR	GP	G	A	PTS	PIM	+/-	PP	SH	GW
13-14	17	3	6	9	6	-2	0	1	0
14-15	80	11	26	37	24	10	4	0	1
15-16	82	20	57	77	32	27	5	0	4
16-17	82	19	40	59	46	18	3	0	4
17-18	79	27	56	83	48	3	7	1	8
18-19	76	21	51	72	50	7	8	0	3
19-20	63	19	33	52	40	-2	6	0	0
20-21	41	9	20	29	18	7	1	0	4
21-22	79	24	54	78	44	7	8	3	4
22-23	81	12	43	55	56	-26	5	0	2
NHL TOTAL	680	165	386	551	364	49	47	5	30

## JOEL KWIATKOWSKI

D

#29

Acquired from Ottawa for future considerations, Jan. 15, 2003. Became a free agent, July 1, 2004.

YEAR	GP	G	A	PTS	PIM	+/-	PP	SH	GW
02-03	34	0	3	3	12	1	0	0	0
03-04	80	6	6	12	89	-28	2	0	0
TOTAL	114	6	9	15	101	-27	2	0	0
NHL TOTAL	282	16	29	45	245	-27	4	0	3

## NICK KYPREOS

F

#9

Claimed from Philadelphia in the waiver draft, Oct. 2, 1989. Traded to Hartford for Mark Hunter and future considerations, June 15, 1992.

YEAR	GP	G	A	PTS	PIM	+/-	PP	SH	GW
89-90	31	5	4	9	82	2	0	0	2
90-91	79	9	9	18	196	-4	0	0	3
91-92	65	4	6	10	206	-3	0	0	0
TOTAL	175	18	19	37	484	-5	0	0	5
NHL TOTAL	442	46	44	90	1210	-24	0	0	9

# All-Time Player Register

## YVON LABRE

D

#7

Acquired in 1974 Expansion Draft (4th pick) from Pittsburgh. Retired following the 1980-81 season for medical reasons.

YEAR	GP	G	A	PTS	PIM	+/-	PP	SH	GW
74-75	76	4	23	27	182	-54	0	0	0
75-76	80	2	20	22	146	-38	0	0	0
76-77	62	3	11	14	169	-5	0	2	0
77-78	22	0	8	8	41	E	0	0	0
78-79	51	1	13	14	80	7	0	0	0
79-80	18	0	5	5	38	3	0	0	0
80-81	25	2	4	6	100	-2	0	0	0
TOTAL	334	12	84	96	756	-89	0	2	0
NHL TOTAL	371	14	87	101	788	-94	0	2	0

## PETE LAFRAMBOISE

F

#19

Acquired in the 1974 Expansion Draft (5th pick) from California. Traded to Pittsburgh for Ron Jones, Jan. 21, 1975.

YEAR	GP	G	A	PTS	PIM	+/-	PP	SH	GW
74-75	45	5	10	15	22	-37	0	0	0
NHL TOTAL	227	33	55	88	70	-91	5	0	0

## BROOKS LAICH

F

#21

Acquired from Ottawa with Ottawa's 2nd choice in the 2005 Entry Draft (later traded to Colorado-Chris Durand) for Peter Bondra, Feb. 18, 2004. Traded to Toronto with Connor Carrick and Washington's 2nd pick in the 2016 Entry Draft for Daniel Winnik and Toronto's 5th choice in the 2016 Entry Draft, Feb. 28, 2016.

YEAR	GP	G	A	PTS	PIM	+/-	PP	SH	GW
03-04	4	0	1	1	0	-1	0	0	0
05-06	73	7	14	21	26	-9	1	0	1
06-07	73	8	10	18	29	-2	2	3	0
07-08	82	21	16	37	35	-3	8	2	4
08-09	82	23	30	53	31	-1	9	1	3
09-10	78	25	34	59	34	16	12	1	4
10-11	82	16	32	48	46	14	4	1	3
11-12	82	16	25	41	34	-8	5	1	5
12-13	9	1	3	4	6	2	0	0	0
13-14	51	8	7	15	16	-7	1	1	1
14-15	66	7	13	20	24	-2	0	0	2
15-16	60	1	6	7	16	-7	0	0	1
TOTAL	742	133	191	324	297	-8	42	10	24
NHL TOTAL	776	134	198	332	307	-19	42	10	24

## QUINTIN LAING

F

#53

Signed as a free agent, July 18, 2006.

YEAR	GP	G	A	PTS	PIM	+/-	PP	SH	GW
07-08	39	1	5	6	10	4	0	0	1
08-09	1	0	0	0	0	1	0	0	0
09-10	36	2	2	4	21	2	0	0	0
TOTAL	76	3	7	10	31	7	0	0	1
NHL TOTAL	79	3	8	11	31	8	0	0	1

## RON LALONDE

F

#22

Acquired from Pittsburgh with rights to Don Seiling for Lew Morrison, Dec. 14, 1974. Became a free agent, June 1, 1980.

YEAR	GP	G	A	PTS	PIM	+/-	PP	SH	GW
74-75	50	12	14	26	27	-39	4	1	1
75-76	80	9	19	28	19	-26	2	1	0
76-77	76	12	17	29	24	-20	0	0	0
77-78	67	1	5	6	16	-18	0	0	0
78-79	18	1	3	4	4	-1	0	1	0
TOTAL	291	35	58	93	90	-104	6	3	1
NHL TOTAL	397	45	78	123	106	-101	6	4	3

## MIKE LALOR

D

#26

Acquired from St. Louis with Peter Zedel for Geoff Courtinall, July 13, 1990. Traded to Winnipeg for Paul MacDermid, March 2, 1992.

YEAR	GP	G	A	PTS	PIM	+/-	PP	SH	GW
90-91	68	1	5	6	61	-23	0	0	0
91-92	64	5	7	12	64	14	0	0	1
TOTAL	132	6	12	18	125	-9	0	0	1
NHL TOTAL	687	17	88	105	677	-12	0	0	3

## MIKE LAMPMAN

F

#21

Acquired in 1974 Expansion Draft (18th pick) from Vancouver. Became a free agent, June 1, 1978.

YEAR	GP	G	A	PTS	PIM	+/-	PP	SH	GW
75-76	27	7	12	19	28	-6	0	0	1
76-77	22	6	5	11	4	-4	1	0	0
TOTAL	49	13	17	30	32	-10	1	0	1
NHL TOTAL	96	17	20	37	34	-15	2	0	1

## GORD LANE

D

#25, 28

Signed as a free agent, Oct. 5, 1976. Traded to New York Islanders for Mike Kaszycki, Dec. 7, 1979.

YEAR	GP	G	A	PTS	PIM	+/-	PP	SH	GW
75-76	3	1	0	1	12	-5	1	0	0
76-77	80	2	15	17	207	-25	0	0	0
77-78	69	2	9	11	195	-19	0	0	0
78-79	64	3	15	18	147	-15	0	0	0
79-80	19	2	4	6	53	1	0	0	0
TOTAL	235	10	43	53	614	-63	1	0	0
NHL TOTAL	539	19	94	113	1228	-16	1	1	2

## ROBERT LANG

F

#20

Signed as a free agent, July 1, 2002. Traded to Detroit Red Wings for Tomas Fleischmann and Detroit's 1st (Mike Green) and 4th (Luke Lynes) choices in the 2006 Entry Draft, Feb. 27, 2004.

YEAR	GP	G	A	PTS	PIM	+/-	PP	SH	GW
02-03	82	22	47	69	22	12	10	0	2
03-04	63	29	45	74	24	2	10	0	2
TOTAL	145	51	92	143	46	14	20	0	4
NHL TOTAL	989	261	442	703	422	55	88	5	34

## ROD LANGWAY

D

#5

Acquired from Montreal with Brian Engblom, Doug Jarvis and Craig Laughlin for Rick Green and Ryan Walter, Sept. 9, 1982. Released on waivers, July 1, 1993.

YEAR	GP	G	A	PTS	PIM	+/-	PP	SH	GW
82-83	80	3	29	32	75	E	1	0	0
83-84	80	9	24	33	61	14	1	2	2
84-85	79	4	22	26	54	35	0	0	1
85-86	71	1	17	18	61	27	1	0	0
86-87	78	2	25	27	53	11	0	0	1
87-88	63	3	13	16	28	1	0	0	1
88-89	76	2	19	21	65	12	0	0	0
89-90	58	0	8	8	39	7	0	0	0
90-91	56	1	7	8	24	12	0	0	0
91-92	64	0	13	13	22	11	0	0	0
92-93	21	0	0	0	20	-13	0	0	0
TOTAL	726	25	177	202	502	117	3	2	5
NHL TOTAL	994	51	278	329	849	277	9	3	9

## HENDRIX LAPIERRE

F

#29

Capitals' 1st choice (22nd overall) in the 2020 NHL Draft.

YEAR	GP	G	A	PTS	PIM	+/-	PP	SH	GW
21-22	6	1	0	1	2	2	0	0	0
NHL TOTAL	6	1	0	1	2	2	0	0	0

## JOHAN LARSSON

F

#22

Acquired from Arizona for a 2023 3rd round choice, March 21, 2022. Became a free agent, July 13, 2022.

YEAR	GP	G	A	PTS	PIM	+/-	PP	SH	GW
21-22	14	1	5	6	2	-1	1	0	0
TOTAL	14	1	5	6	2	-1	1	0	0
NHL TOTAL	488	53	79	132	246	-58	5	2	10

## TYLER LARTER

F

#39

Capitals' 3rd choice (78th overall) in the 1987 Entry Draft. Traded to Winnipeg with Bob Joyce and Kent Paynter for Craig Duncanson, Brent Hughes and Simon Wheeldon, May 21, 1991.

YEAR	GP	G	A	PTS	PIM	+/-	PP	SH	GW
89-90	1	0	0	0	0	-1	0	0	0
NHL TOTAL	1	0	0	0	0	-1	0	0	0

## MICHAEL LATTA

F

#46

Acquired from Nashville with Martin Erat in exchange for Filip Forsberg, April 3, 2013. Signed with Los Angeles as a free agent on July 1, 2016.

YEAR	GP	G	A	PTS	PIM	+/-	PP	SH	GW
13-14	17	1	3	4	12	0	0	0	0
14-15	53	0	6	6	68	4	0	0	0
15-16	43	3	4	7	50	0	0	0	0
NHL TOTAL	113	4	13	17	130	4	0	0	0

## CRAIG LAUGHLIN

F

#18

Acquired from Montreal with Brian Engblom, Doug Jarvis and Rod Langway for Rick Green and Ryan Walter, Sept. 9, 1982. Traded to Los Angeles for Grant Ledyard, Feb. 9, 1988.

YEAR	GP	G	A	PTS	PIM	+/-	PP	SH	GW
82-83	75	17	27	44	41	-7	5	0	3
83-84	80	20	32	52	69	4	7	0	3
84-85	78	16	34	50	38	12	5	0	3
85-86	75	30	45	75	43	24	10	0	4
86-87	80	22	30	52	67	-3	11	0	5
87-88	40	5	5	10	26	-8	3	0	1
TOTAL	428	110	173	283	284	22	41	0	19
NHL TOTAL	549	136	205	341	364	2	45	0	20

# All-Time Player Register

## STEPHEN LEACH

F

#29, 21

Capitals' 2nd choice (34th overall) in 1984 Entry Draft. Traded to Boston for Randy Burridge, June 21, 1991.

YEAR	GP	G	A	PTS	PIM	+/-	PP	SH	GW
85-86	11	1	1	2	2	E	0	0	0
86-87	15	1	0	1	6	-4	0	0	0
87-88	8	1	1	2	17	2	0	0	1
88-89	74	11	19	30	94	-4	4	0	0
89-90	70	18	14	32	104	10	0	0	2
90-91	68	11	19	30	99	-9	4	0	1
TOTAL	246	43	54	97	322	-5	8	0	4
NHL TOTAL	702	130	153	283	978	-78	33	1	19

## BRETT LEASON

F

#49

Capitals' 2nd choice (56th overall) in the 2019 NHL Draft. Claimed off waivers by Anaheim, Oct. 10, 2022.

YEAR	GP	G	A	PTS	PIM	+/-	PP	SH	GW
21-22	36	3	3	6	4	1	0	0	0
NHL TOTAL	36	3	3	6	4	1	0	0	0

## PETER LEBLANC

F

#64

Acquired from Chicago in exchange for future considerations, Jan. 31, 2013. Became a free agent, July 1, 2014.

YEAR	GP	G	A	PTS	PIM	+/-	PP	SH	GW
13-14	1	0	0	0	0	0	0	0	0
NHL TOTAL	1	0	0	0	0	0	0	0	0

## GRANT LEDYARD

D

#28, 6

Acquired from Los Angeles for Craig Laughlin, Feb. 9, 1988. Traded to Buffalo with Clint Malarchuk and the Capitals' 6th choice (Brian Holzinger) in the 1991 Entry Draft for Calle Johansson and Buffalo's 2nd choice (Byron Dafoe) in the 1989 Entry Draft, March 9, 1989.

YEAR	GP	G	A	PTS	PIM	+/-	PP	SH	GW
87-88	21	4	3	7	14	-4	1	0	1
88-89	61	3	11	14	43	1	1	0	1
TOTAL	82	7	14	21	57	-3	2	0	2
NHL TOTAL	1028	90	276	366	766	-54	31	1	14

## PATRICE LEFEBVRE

F

#14

Signed as a free agent, Dec. 18, 1998. Signed to play in Germany, summer 1999.

YEAR	GP	G	A	PTS	PIM	+/-	PP	SH	GW
98-99	3	0	0	0	2	-2	0	0	0
NHL TOTAL	3	0	0	0	2	-2	0	0	0

## ANTERO LEHTONEN

F

#14

Signed as free agent, Sept. 16, 1979. Released at the start of the 1980-81 season.

YEAR	GP	G	A	PTS	PIM	+/-	PP	SH	GW
79-80	65	9	12	21	14	-4	2	0	1
NHL TOTAL	65	9	12	21	14	-4	2	0	1

## MIKKO LEINONEN

F

#34

Signed as a free agent from Karpas (Finland), March 13, 1985. Released June 1985.

YEAR	GP	G	A	PTS	PIM	+/-	PP	SH	GW
84-85	3	0	1	1	2	1	0	0	0
NHL TOTAL	162	31	78	109	71	19	5	0	4

## BRENDAN LEIPISIC

F

#34

Signed as a free agent, July 1, 2019. Released from contract, May 8, 2020.

YEAR	GP	G	A	PTS	PIM	+/-	PP	SH	GW
19-20	61	3	8	11	13	3	0	0	1
NHL TOTAL	187	16	43	59	53	-16	1	0	4

## JEAN LEMIEUX

D

#17, 3

Acquired from Atlanta with Gerry Meehan and Buffalo's 1st-round choice in the 1976 Amateur Draft (Greg Carroll) for Bill Clement, Jan. 22, 1976. Became a free agent June 1, 1978.

YEAR	GP	G	A	PTS	PIM	+/-	PP	SH	GW
75-76	33	6	14	20	2	-21	5	0	1
76-77	15	4	4	8	2	-9	2	0	0
77-78	16	3	7	10	0	-12	3	0	0
TOTAL	64	13	25	38	4	-42	10	0	1
NHL TOTAL	204	23	63	86	39	-45	14	0	3

## SAMI LEPISTO

D

#42

Capitals' 5th choice (66th overall) in 2004 Entry Draft. Traded to Phoenix in exchange for a 5th-round choice in the 2010 Entry Draft, June 27, 2009.

YEAR	GP	G	A	PTS	PIM	+/-	PP	SH	GW
07-08	7	0	1	1	12	-1	0	0	0
08-09	7	0	4	4	6	-3	0	0	0
TOTAL	14	0	5	5	18	-4	0	0	0
NHL TOTAL	176	6	29	35	137	23	0	0	1

## CURTIS LESCHYSHYN

D

#9

Acquired from Colorado with Chris Simon for Keith Jones and the Capitals' 1st (Scott Parker) and 4th choices (later traded back to Washington-Kryz Barch) in the 1998 Entry Draft, Nov. 2, 1996. Traded to Hartford in exchange for Andrei Nikolishin, Nov. 9, 1996.

YEAR	GP	G	A	PTS	PIM	+/-	PP	SH	GW
96-97	2	0	0	0	2	0	0	0	0
NHL TOTAL	1033	47	165	212	669	-52	17	2	10

## BILL LESUK

F

#20

Purchased from Los Angeles, July 28, 1974. Agreed to contract with Winnipeg (WHA), July 1975.

YEAR	GP	G	A	PTS	PIM	+/-	PP	SH	GW
74-75	79	8	11	19	77	-34	1	2	0
NHL TOTAL	388	44	63	107	368	-69	6	2	4

## TYLER LEWINGTON

D

#78

Capitals' 7th choice (204th overall) in the 2013 Entry Draft. Became a free agent, Oct. 9, 2020.

YEAR	GP	G	A	PTS	PIM	+/-	PP	SH	GW
18-19	2	1	1	2	7	3	0	0	0
19-20	6	0	0	0	17	-2	0	0	0
TOTAL	8	1	1	2	24	1	0	0	0
NHL TOTAL	12	1	2	3	40	4	0	0	0

## TREVOR LINDEN

F

#16

Acquired from Montreal with Dainius Zubrus and New Jersey's second-round draft choice in the 2001 Entry Draft for Richard Zednik, Jan Bulis and the Capitals' 1st choice in the 2001 Entry Draft (Alexander Perezhogin), March 13, 2001. Traded to Vancouver with NY Islanders' 2nd choice in 2002 Entry Draft (Denis Grot) for Vancouver's 1st (Boyd Gordon) and 3rd (later traded to Edmonton-Zachery Stortini) choices in the 2002 Entry Draft, Nov. 10, 2001.

YEAR	GP	G	A	PTS	PIM	+/-	PP	SH	GW
00-01	12	3	1	4	8	2	0	0	0
01-02	16	1	2	3	6	-2	1	0	0
TOTAL	28	4	3	7	12	0	1	0	0
NHL TOTAL	1382	375	492	867	895	-64	119	18	41

## MARK LOFTHOUSE

F

#8, 27, 11, 20

Capitals' 2nd choice (21st overall) in the 1977 Amateur Draft. Traded to Detroit for Al Jensen, July 23, 1981.

YEAR	GP	G	A	PTS	PIM	+/-	PP	SH	GW
77-78	18	2	1	3	8	-5	0	0	0
78-79	52	13	10	23	10	-11	1	0	0
79-80	68	15	18	33	20	-9	1	0	1
80-81	3	1	1	2	4	E	0	0	0
TOTAL	141	31	30	61	42	-25	2	0	1
NHL TOTAL	181	42	38	80	73	-24	0	0	0

## KEN LOVSIN

D

#37

Signed as a free agent, July 3, 1990. Released from contract, June 1, 1992.

YEAR	GP	G	A	PTS	PIM	+/-	PP	SH	GW
90-91	1	0	0	0	0	-2	0	0	0
NHL TOTAL	1	0	0	0	0	-2	0	0	0

## DWAYNE LOWDERMILK

D

#14

Acquired from New York Islanders for future considerations, Dec. 26, 1980. Became a free agent, June 1, 1982.

YEAR	GP	G	A	PTS	PIM	+/-	PP	SH	GW
80-81	2	0	1	1	2	-1	0	0	0
NHL TOTAL	2	0	1	1	2	-1	0	0	0

## JOE LUNDRIGAN

D

#5

Acquired in 1974 Expansion Draft (11th pick) from Toronto. Became a free agent, June 1, 1975.

YEAR	GP	G	A	PTS	PIM	+/-	PP	SH	GW
74-75	3	0	0	0	2	-3	0	0	0
NHL TOTAL	52	2	8	10	22	1	1	0	1

## JACK LYNCH

D

#19, 2

Acquired from Detroit for Dave Kryskow, Feb. 8, 1975. Released from contract, Oct. 20, 1979.

YEAR	GP	G	A	PTS	PIM	+/-	PP	SH	GW
74-75	20	1	5	6	16	-54	0	0	0
75-76	79	9	13	22	78	-52	5	0	1
76-77	75	5	25	30	90	-15	0	0	0
77-78	29	1	8	9	4	-13	0	0	0
78-79	30	2	6	8	14	2	1	0	0
TOTAL	233	18	57	75	202	-132	6	0	1
NHL TOTAL	382	24	106	130	336	-197	7	0	2

## PAUL MACDERMID

F

#23

Acquired from Winnipeg for Mike Lalor, March 2, 1992. Traded to Quebec with Reggie Savage for Mike Hough, June 20, 1993.

YEAR	GP	G	A	PTS	PIM	+/-	PP	SH	GW
91-92	15	2	5	7	43	2	0	0	0
92-93	72	9	8	17	80	-13	1	0	3
TOTAL	87	11	13	24	123	-11	1	0	3
NHL TOTAL	690	116	142	258	1303	-14	19	0	18

# All-Time Player Register

PAUL MACKINNON

D

#19, 22, 4

Capitals' 4th choice (23rd overall) in the 1978 Amateur Draft. Released from contract, June 1, 1984.

YEAR	GP	G	A	PTS	PIM	+/-	PP	SH	GW
79-80	63	1	11	12	22	-1	0	0	0
80-81	14	0	0	0	22	5	0	0	0
81-82	39	2	9	11	35	-10	0	0	0
82-83	19	2	2	4	8	1	1	0	0
83-84	12	0	1	1	4	-7	0	0	0
TOTAL	147	5	23	28	91	-12	1	0	0
NHL TOTAL	147	5	23	28	91	-12	1	0	0

PHILIPPE MAILLET

F

#16

Signed as free agent, July 1, 2019. Became a free agent, July 28, 2021.

YEAR	GP	G	A	PTS	PIM	+/-	PP	SH	GW
20-21	2	0	0	0	0	-1	0	0	0
NHL TOTAL	2	0	0	0	0	-1	0	0	0

IVAN MAJESKY

D

#23

Signed as a free agent, Aug. 10, 2005. Became a free agent July 1, 2006.

YEAR	GP	G	A	PTS	PIM	+/-	PP	SH	GW
05-06	57	1	8	9	66	-2	0	1	0
NHL TOTAL	202	8	23	31	234	-27	0	1	2

BECK MALENSTYN

F

#47

Capitals' fifth round choice (145th overall) in the 2016 NHL Draft.

YEAR	GP	G	A	PTS	PIM	+/-	PP	SH	GW
19-20	3	0	0	0	0	-1	0	0	0
21-22	12	1	0	1	9	2	0	0	0
22-23	9	1	1	2	2	0	0	0	1
NHL TOTAL	24	2	1	3	11	1	0	0	1

STEWART MALGUNAS

F

#26, 4, 3

Acquired from Winnipeg in exchange for Dennis Chasse, Feb. 15, 1996. Traded to Nashville for a conditional pick in the 2001 Entry Draft, Feb. 2, 2000.

YEAR	GP	G	A	PTS	PIM	+/-	PP	SH	GW
95-96	1	0	0	0	0	0	0	0	0
96-97	6	0	0	0	2	2	0	0	0
97-98	8	0	0	0	12	1	0	0	0
98-99	10	0	0	0	6	-5	0	0	0
TOTAL	25	0	0	0	20	-2	0	0	0
NHL TOTAL	129	1	5	6	144	-10	0	0	0

STEVE MALTAIS

F

#26, 18

Capitals' 2nd selection (57th overall) in the 1987 Entry Draft. Traded to Minnesota with Trent Klatt for Shawn Chambers, June 21, 1991.

YEAR	GP	G	A	PTS	PIM	+/-	PP	SH	GW
89-90	8	0	0	0	2	-2	0	0	0
90-91	7	0	0	0	2	-1	0	0	0
TOTAL	15	0	0	0	4	-3	0	0	0
NHL TOTAL	120	9	18	27	53	-34	4	0	1

ANTHONY MANTHA

F

#39

Acquired from Detroit for Jakub Vrana, Richard Panik, the Capitals' 1st choice in the 2021 Entry Draft and the Capitals' 2nd choice in the 2022 Entry Draft, April 12, 2021.

YEAR	GP	G	A	PTS	PIM	+/-	PP	SH	GW
20-21	14	4	4	8	8	0	1	0	0
21-22	37	9	14	23	14	4	0	0	0
22-23	67	11	16	27	31	-8	1	0	2
TOTAL	118	24	34	58	53	-4	2	0	2
NHL TOTAL	420	119	133	252	241	-30	29	0	12

JASON MARSHALL

D

#28

Acquired from Anaheim for Alexei Tezikov and the Capitals' 4th choice in the 2001 Entry Draft (Brandon Rogers). Became a free agent, July 1, 2001.

YEAR	GP	G	A	PTS	PIM	+/-	PP	SH	GW
00-01	5	0	0	0	17	-1	0	0	0
NHL TOTAL	526	16	51	67	1004	-34	5	1	1

MIKE MARSON

F

#16

Capitals' 2nd choice (19th overall) in the 1974 Amateur Draft. Traded to Los Angeles for Steve Clippingdale, June 11, 1979.

YEAR	GP	G	A	PTS	PIM	+/-	PP	SH	GW
74-75	76	16	12	28	59	-65	5	0	2
75-76	57	4	7	11	50	-19	0	0	0
76-77	10	0	1	1	18	-1	0	0	0
77-78	46	4	4	8	101	1	0	0	0
78-79	4	0	0	0	0	-3	0	0	0
TOTAL	193	24	24	48	228	-87	5	0	2
NHL TOTAL	196	24	24	48	233	-89	5	0	2

GRANT MARTIN

F

#21, 25

Signed as a free agent, Aug. 6, 1985. Became a free agent, June 1, 1987.

YEAR	GP	G	A	PTS	PIM	+/-	PP	SH	GW
85-86	11	0	1	1	6	-5	0	0	0
86-87	9	0	0	0	4	-1	0	0	0
TOTAL	20	0	1	1	10	-6	0	0	0
NHL TOTAL	44	0	4	4	55	-16	0	0	0

DENNIS MARUK

F

#21

Acquired from Minnesota for the Capitals' 2nd choice in the 1979 Entry Draft (Tom McCarthy), Oct. 18, 1978. Traded to Minnesota for the North Stars' 2nd choice in the 1984 Entry Draft (Steve Leach), July 5, 1983.

YEAR	GP	G	A	PTS	PIM	+/-	PP	SH	GW
78-79	76	31	59	90	71	-14	6	2	3
79-80	27	10	17	27	8	E	1	1	0
80-81	80	50	47	97	87	-7	16	2	5
81-82	80	60	76	136	128	-4	20	2	1
82-83	80	31	50	81	71	-21	12	0	2
TOTAL	343	182	249	431	365	-46	55	7	11
NHL TOTAL	888	356	522	878	761	-75	89	14	26

JIM MATHIESON

D

#36

Capitals' 3rd selection (59th overall) in the 1989 Entry Draft. Became a free agent, July 1994.

YEAR	GP	G	A	PTS	PIM	+/-	PP	SH	GW
89-90	2	0	0	0	4	E	0	0	0
NHL TOTAL	2	0	0	0	4	E	0	0	0

ALAN MAY

F

#16

Acquired from Los Angeles for the Capitals' 5th choice in the 1989 Entry Draft (Thomas Newman), June 17, 1989. Traded to Dallas for Jim Johnson, March 21, 1994.

YEAR	GP	G	A	PTS	PIM	+/-	PP	SH	GW
89-90	77	7	10	17	339	-1	1	0	2
90-91	67	4	6	10	264	-10	0	0	0
91-92	75	6	9	15	221	-7	0	0	1
92-93	83	6	10	16	268	1	0	0	1
93-94	43	4	7	11	97	-2	0	0	0
TOTAL	345	27	42	69	1189	-19	1	0	4
NHL TOTAL	393	31	45	76	1348	-18	1	0	6

GARY MCADAM

F

#20

Acquired on waivers from New Jersey, Nov. 17, 1983. Rights traded to New Jersey for cash, Jan. 18, 1984.

YEAR	GP	G	A	PTS	PIM	+/-	PP	SH	GW
83-84	24	1	5	6	12	E	0	0	1
NHL TOTAL	534	96	132	228	243	-54	8	2	14

MIKE MCEWEN

D

#2

Signed as a free agent from Los Angeles, Aug. 7, 1984. Became a free agent July 1, 1985.

YEAR	GP	G	A	PTS	PIM	+/-	PP	SH	GW
84-85	56	11	27	38	42	22	4	0	3
NHL TOTAL	716	108	296	404	460	-36	43	1	13

JIM MCGEOUGH

F

#23, 24

Capitals' 6th choice (110th overall) in 1981 Entry Draft. Traded to Pittsburgh for Mark Taylor, March 12, 1985.

YEAR	GP	G	A	PTS	PIM	+/-	PP	SH	GW
81-82	4	0	0	0	0	-2	0	0	0
84-85	11	3	0	3	12	0	0	0	0
TOTAL	15	3	0	3	12	-2	0	0	0
NHL TOTAL	57	7	10	17	32	-15	0	0	1

DYLAN MCILRATH

D

#25

Signed as a free agent, July 28, 2021.

YEAR	GP	G	A	PTS	PIM	+/-	PP	SH	GW
22-23	6	0	1	1	7	-6	0	0	0
NHL TOTAL	72	3	3	6	128	-4	0	0	0

WALT MCKECHNIE

F

#10

Acquired from Detroit as compensation for Ron Low, Aug. 17, 1977. Traded to Cleveland for Bob Girard and Cleveland's 2nd choice (Paul MacKinnon) in the 1978 Amateur Draft, Dec. 9, 1977.

YEAR	GP	G	A	PTS	PIM	+/-	PP	SH	GW
77-78	16	4	1	5	0	-14	1	0	0
NHL TOTAL	955	214	392	606	469	-115	35	17	24

JIM MCKENZIE

F

#33

Claimed on waivers from Anaheim, Jan. 20, 2000. Became a free agent and signed with New Jersey, July 3, 2000.

YEAR	GP	G	A	PTS	PIM	+/-	PP	SH	GW
99-00	30	1	2	3	16	E	0	0	0
NHL TOTAL	880	48	52	100	1739	-86	2	0	6

# All-Time Player Register

**DON MCLEAN****D****#8**

Acquired from Philadelphia with Bill Clement and Flyers' 1st choice in the 1975 Amateur Draft (Alex Forsyth) for Capitals' 1st choice in 1975 Amateur Draft (Mel Bridgeman), June 3, 1975. Retired for medical reasons following 1976-77 season.

YEAR	GP	G	A	PTS	PIM	+/-	PP	SH	GW
75-76	9	0	0	0	6	-3	0	0	0
NHL TOTAL	9	0	0	0	6	-3	0	0	0

**CONNOR MCMICHAEL****F****#24**

Capitals' 1st choice (25th overall) in the 2019 NHL Entry Draft.

YEAR	GP	G	A	PTS	PIM	+/-	PP	SH	GW
20-21	1	0	0	0	2	0	0	0	0
21-22	68	9	9	18	10	-3	0	0	0
22-23	6	0	0	0	5	0	0	0	0
TOTAL	75	9	9	18	17	-3	0	0	0

**JIM MCTAGGART****D****#4, 3**

Signed as a free agent from Billings (WHL), Nov. 9, 1979. Released at start of the 1982-83 season.

YEAR	GP	G	A	PTS	PIM	+/-	PP	SH	GW
80-81	52	1	6	7	185	-5	0	0	0
81-82	19	2	4	6	20	-2	0	1	1
TOTAL	71	3	10	13	205	-7	0	1	1
NHL TOTAL	71	3	10	13	205	-7	0	1	1

**GERRY MEEHAN****F****#14**

Acquired from Atlanta with Jean Lemieux and Buffalo's 1st pick in the 1976 Amateur Draft (Greg Carroll) for Bill Clement, Jan. 22, 1976. Released and signed with Cincinnati (WHA), Dec. 4, 1978.

YEAR	GP	G	A	PTS	PIM	+/-	PP	SH	GW
75-76	32	16	15	31	10	-7	3	0	0
76-77	80	28	36	64	13	-11	9	1	6
77-78	78	19	24	43	10	-41	7	0	2
78-79	18	2	4	6	0	-3	1	0	1
TOTAL	208	65	79	144	33	-62	20	1	9
NHL TOTAL	670	180	243	423	111	-116	42	2	23

**DEAN MELANSON****D****#57**

Acquired from Philadelphia for Matt Herr, March 13, 2001. Traded to Ottawa for Josef Boumedienne, Dec. 16, 2002.

YEAR	GP	G	A	PTS	PIM	+/-	PP	SH	GW
01-02	4	0	0	0	4	1	0	0	0
NHL TOTAL	9	0	0	0	8	E	0	0	0

**GLEN METROPOLIT****F****#21**

Signed as a free agent, July 19, 1999. Claimed by Tampa Bay in the waiver draft, Sept. 28, 2001. Claimed off waivers from Tampa Bay, Oct. 20, 2001. Claimed by Ottawa in the waiver draft, Oct. 3, 2003.

YEAR	GP	G	A	PTS	PIM	+/-	PP	SH	GW
99-00	30	6	13	19	4	5	1	0	1
00-01	15	1	5	6	10	-2	0	0	0
01-02	33	1	16	17	6	3	0	0	0
02-03	23	2	3	5	6	4	0	0	1
TOTAL	80	10	37	47	26	10	1	0	2
NHL TOTAL	407	57	102	159	148	39	18	0	10

**BILL MIKKELSON****D****#4, 3**

Acquired in 1974 Expansion Draft (16th pick) from NY Islanders. Became a free agent, June 1, 1977.

YEAR	GP	G	A	PTS	PIM	+/-	PP	SH	GW
74-75	59	3	7	10	52	-82	3	0	0
76-77	1	0	0	0	2	E	0	0	0
TOTAL	60	3	7	10	54	-82	3	0	0
NHL TOTAL	147	4	18	22	105	-147	3	0	0

**SONNY MILANO****F****#15**

Signed as a free agent, Oct. 16, 2022.

YEAR	GP	G	A	PTS	PIM	+/-	PP	SH	GW
22-23	64	11	22	33	18	-5	1	0	3
NHL TOTAL	261	47	67	114	64	-31	7	0	11

**MIKE MILLAR****F****#9**

Acquired from Hartford with Neil Sheehy for Ed Kastelic and Grant Jennings, July 6, 1988. Traded to Boston for Alfie Turcotte, Oct. 2, 1989.

YEAR	GP	G	A	PTS	PIM	+/-	PP	SH	GW
88-89	18	6	3	9	4	-4	3	0	1
NHL TOTAL	78	18	18	36	12	-9	8	0	3

**KELLY MILLER****F****#10**

Acquired from NY Rangers with Mike Ridley and Bob Crawford for Bobby Carpenter and Washington's 2nd choice in the 1989 Entry Draft (Jason Prosofsky), Jan. 1, 1987.

YEAR	GP	G	A	PTS	PIM	+/-	PP	SH	GW
86-87	39	10	12	22	26	10	3	1	0
87-88	80	9	23	32	35	9	0	1	3
88-89	78	19	21	40	45	13	2	1	3
89-90	80	18	22	40	49	-2	3	2	2
90-91	80	24	26	50	29	10	4	2	3
91-92	78	14	38	52	49	20	0	1	3
92-93	84	18	27	45	32	-2	3	0	3
93-94	84	14	25	39	32	8	0	1	3
94-95	48	10	13	23	6	5	2	0	1
95-96	74	7	13	20	30	7	0	2	1
96-97	77	10	14	24	33	4	0	1	3
97-98	76	7	7	14	41	-2	0	3	3
98-99	62	2	5	7	29	-5	0	1	1
TOTAL	940	162	246	408	436	75	17	15	29
NHL TOTAL	1057	181	282	463	512	71	19	16	33

**KEVIN MILLER****F****#14**

Acquired from Detroit for Dino Ciccarelli, June 20, 1992. Traded to St. Louis for Paul Cavallini, Nov. 2, 1992.

YEAR	GP	G	A	PTS	PIM	+/-	PP	SH	GW
92-93	10	0	3	3	35	-4	0	0	0
NHL TOTAL	620	150	185	335	429	-7	28	14	26

**KIP MILLER****F****#14**

Signed as a free agent, July 9, 2002. Became a free agent, July 1, 2004.

YEAR	GP	G	A	PTS	PIM	+/-	PP	SH	GW
02-03	72	12	38	50	18	-1	3	0	4
03-04	66	9	22	31	8	-10	6	0	2
TOTAL	138	21	60	81	26	-11	9	0	2
NHL TOTAL	449	74	165	239	105	-32	17	0	15

**GRAHAM MINK****F****#39**

Signed as a free agent, April 9, 2002. Became a free agent July 1, 2006. Signed as a free agent, July 2, 2008. Became a free agent, July 1, 2009.

YEAR	GP	G	A	PTS	PIM	+/-	PP	SH	GW
03-04	2	0	0	0	2	-1	0	0	0
05-06	3	0	0	0	0	E	0	0	0
08-09	2	0	0	0	0	E	0	0	0
TOTAL	7	0	0	0	2	-1	0	0	0
NHL TOTAL	7	0	0	0	2	-1	0	0	0

**DMITRI MIRONOV****D****#15**

Signed as a free agent, July 12, 1998. Became a free agent, July 2001.

YEAR	GP	G	A	PTS	PIM	+/-	PP	SH	GW
98-99	46	2	14	16	80	-5	2	0	0
99-00	73	3	19	22	28	6	1	0	0
00-01	36	3	5	8	6	-7	1	0	1
TOTAL	155	8	38	46	114	-6	4	0	1
NHL TOTAL	556	54	206	260	568	29	20	1	7

**GARRETT MITCHELL****F****#76**

Capitals' 6th choice (175th overall) in the 2009 Entry Draft.

YEAR	GP	G	A	PTS	PIM	+/-	PP	SH	GW
16-17	1	0	0	0	0	0	0	0	0
NHL TOTAL	1	0	0	0	0	0	0	0	0

**DOUG MOHNS****D****#2**

Purchased from Atlanta, June 20, 1974. Became a free agent, June 1, 1975.

YEAR	GP	G	A	PTS	PIM	+/-	PP	SH	GW
16-17	1	0	0	0	0	0	0	0	0
NHL TOTAL	1	0	0	0	0	0	0	0	0

**HARTLAND MONAHAN****F****#12**

Acquired in 1975 Intra-League Draft from NY Rangers. Traded to Pittsburgh for the Penguins' 1st choice in 1979 Entry Draft (later traded to Minnesota-Tom McCarthy), Oct. 17, 1977.

YEAR	GP	G	A	PTS	PIM	+/-	PP	SH	GW
75-76	80	17	29	46	35	-49	2	0	2
76-77	79	23	27	50	37	-28	7	1	4
TOTAL	159	40	56	96	72	-77	9	1	6
NHL TOTAL	334	61	80	141	163	-119	11	4	7

**BARRIE MOORE****F****#25**

Acquired from Edmonton for Brad Church, Feb. 3, 1999. Selected by Columbus in the 2000 Expansion Draft.

YEAR	GP	G	A	PTS	PIM	+/-	PP	SH	GW
99-00	1	0	0	0	0	E	0	0	0
NHL TOTAL	39	2	6	8	18	1	1	0	0

# All-Time Player Register

## BRENDAN MORRISON

F

#9

Signed as a free agent, July 10, 2009. Became a free agent, July 1, 2010.

YEAR	GP	G	A	PTS	PIM	+/-	PP	SH	GW
09-10	74	12	30	42	40	23	3	0	3
NHL TOTAL	934	200	401	601	452	86	53	8	42

## LEW MORRISON

F

#22

Acquired in 1974 Expansion Draft (19th pick) from Atlanta. Traded to Pittsburgh for Ron Lalonde and the rights to Don Seiling, Dec. 14, 1974.

YEAR	GP	G	A	PTS	PIM	+/-	PP	SH	GW
74-75	18	0	4	4	6	-14	0	0	0
NHL TOTAL	564	39	52	91	107	-60	5	4	6

## SHAONE MORRISONN

D

#26

Acquired from Boston with Boston's 1st (Jeff Schultz) and 2nd (Mikhail Yunkov) choices in the 2004 Entry Draft for Sergei Gonchar, March 3, 2004. Became a free agent, July 1, 2010.

YEAR	GP	G	A	PTS	PIM	+/-	PP	SH	GW
03-04	3	0	0	0	0	E	0	0	0
05-06	80	1	13	14	91	7	0	0	0
06-07	78	3	10	13	106	3	0	0	0
07-08	76	1	9	10	63	4	0	0	1
08-09	72	3	10	13	77	4	0	0	1
09-10	68	1	11	12	68	8	0	0	1
TOTAL	377	9	53	62	405	26	0	0	3
NHL TOTAL	480	11	64	75	455	34	0	0	4

## JOE MOTZKO

F

#50

Signed as a free agent, July 10, 2007. Traded to Atlanta for Alexandre Giroux, Feb. 26, 2008.

YEAR	GP	G	A	PTS	PIM	+/-	PP	SH	GW
07-08	8	2	2	4	0	1	0	0	0
NHL TOTAL	25	4	2	6	0	E	0	0	0

## BRYAN MUIR

D

#47

Acquired from Los Angeles for future considerations, Aug. 12, 2005. Became a free agent, July 1, 2007.

YEAR	GP	G	A	PTS	PIM	+/-	PP	SH	GW
05-06	72	8	18	26	72	-9	4	0	0
06-07	26	3	4	7	42	3	0	0	1
TOTAL	98	11	22	33	114	-6	4	0	1
NHL TOTAL	279	16	37	53	281	-20	4	1	1

## RYAN MULHERN

F

#26

Signed as a free agent, March 17, 1997. Became a free agent, July 1, 1998.

YEAR	GP	G	A	PTS	PIM	+/-	PP	SH	GW
97-98	3	0	0	0	0	E	0	0	0
NHL TOTAL	3	0	0	0	0	E	0	0	0

## PAUL MULVEY

F

#27

Capitals' 2nd choice (20th overall) in the 1978 Amateur Draft. Traded to Pittsburgh as compensation for Orest Kindrachuk, Sept. 4, 1981.

YEAR	GP	G	A	PTS	PIM	+/-	PP	SH	GW
78-79	55	7	4	11	81	-18	1	0	1
79-80	77	15	19	34	240	-8	2	0	3
80-81	55	7	14	21	166	-9	1	0	0
TOTAL	187	29	37	66	487	-35	4	0	4
NHL TOTAL	225	30	51	81	613	-42	4	0	4

## JOE MURPHY

F

#9

Claimed off waivers from Boston, Feb. 11, 2000. Released, Dec. 9, 2000.

YEAR	GP	G	A	PTS	PIM	+/-	PP	SH	GW
99-00	29	5	8	13	53	8	1	0	2
00-01	14	1	5	6	20	-5	1	0	0
TOTAL	43	6	13	19	73	3	2	0	2
NHL TOTAL	779	233	295	528	810	29	64	8	26

## LARRY MURPHY

D

#8

Acquired from Los Angeles for Brian Engblom and Ken Houston, Oct. 18, 1983. Traded to Minnesota with Mike Gartner for Dino Ciccarelli and Bob Rouse, March 7, 1989.

YEAR	GP	G	A	PTS	PIM	+/-	PP	SH	GW
83-84	72	13	33	46	50	12	2	0	2
84-85	79	13	42	55	51	21	3	0	0
85-86	78	21	44	65	50	2	8	1	2
86-87	80	23	58	81	39	25	8	0	4
87-88	79	8	53	61	72	2	7	0	1
88-89	65	7	29	36	70	-5	3	0	0
TOTAL	453	85	259	344	332	57	31	1	9
NHL TOTAL	1615	287	929	1216	1084	200	114	9	37

## ROB MURRAY

F

#23

Capitals' 3rd selection (61st overall) in 1985 Entry Draft. Claimed by Minnesota in 1991 Expansion Draft, May 30, 1991.

YEAR	GP	G	A	PTS	PIM	+/-	PP	SH	GW
89-90	41	2	7	9	58	-10	0	0	0
90-91	17	0	3	3	19	E	0	0	0
TOTAL	58	2	10	12	77	-10	0	0	0
NHL TOTAL	107	4	15	19	111	-10	0	0	1

## TERRY MURRAY

D

#25

Claimed from Philadelphia in the 1981 Waiver Draft, Oct. 5, 1981. Retired following 1981-82 season.

YEAR	GP	G	A	PTS	PIM	+/-	PP	SH	GW
81-82	74	3	22	25	60	-14	0	0	0
NHL TOTAL	302	4	76	80	199	-20	0	0	0

## BRANTT MYHRES

F

#74

Acquired from Nashville for future considerations, Feb. 1, 2001. Became a free agent, July 1, 2001.

YEAR	GP	G	A	PTS	PIM	+/-	PP	SH	GW
00-01	5	0	0	0	29	E	0	0	0
NHL TOTAL	154	6	2	8	687	-9	0	0	2

## JEFF NELSON

F

#15

Capitals' 4th choice (36th overall) in 1991 Entry Draft. Traded to Nashville for future considerations, Aug. 19, 1998.

YEAR	GP	G	A	PTS	PIM	+/-	PP	SH	GW
94-95	10	1	0	1	2	-2	0	0	0
95-96	33	0	7	7	16	3	0	0	0
TOTAL	43	1	7	8	18	1	0	0	0
NHL TOTAL	52	3	8	11	20	E	0	0	0

## TODD NELSON

D

#40

Signed as a free agent, Aug. 15, 1993. Became a free agent, July 1, 1996.

YEAR	GP	G	A	PTS	PIM	+/-	PP	SH	GW
93-94	2	1	0	1	2	1	1	0	1
NHL TOTAL	3	1	0	1	2	1	1	0	1

## AARON NESS

D

#55

Signed as a free agent, July 1, 2015. Became a free agent, July 1, 2019.

YEAR	GP	G	A	PTS	PIM	+/-	PP	SH	GW
15-16	8	0	2	2	2	4	0	0	0
16-17	2	0	0	0	0	-1	0	0	0
17-18	8	0	1	1	8	2	0	0	0
TOTAL	18	0	3	3	10	5	0	0	0
NHL TOTAL	72	1	6	7	22	-7	0	0	0

## PAUL NICHOLSON

F

#24, 27

Capitals' 4th choice (55th overall) in the 1974 Amateur Draft. Became a free agent, June 1978.

YEAR	GP	G	A	PTS	PIM	+/-	PP	SH	GW
74-75	39	4	5	9	7	-29	0	0	1
75-76	14	0	2	2	9	-4	0	0	0
76-77	9	0	1	1	2	-6	0	0	0
TOTAL	62	4	8	12	18	-39	0	0	1
NHL TOTAL	62	4	8	12	18	-39	0	0	1

## ANDREI NIKOLISHIN

F

#13

Acquired from Hartford for Curtis Leschyshyn, Nov. 9, 1996. Traded to Chicago with Chris Simon for Michael Nylander, Chicago's 3rd choice in the 2003 Entry Draft (Steve Werner) and future considerations, Nov. 1, 2002.

YEAR	GP	G	A	PTS	PIM	+/-	PP	SH	GW
96-97	59	7	14	21	30	5	1	0	0
97-98	38	6	10	16	14	1	1	0	1
98-99	73	8	27	35	28	0	0	1	1
99-00	76	11	14	25	28	6	0	2	2
00-01	81	13	25	38	34	9	4	0	2
01-02	80	13	23	36	40	-1	1	0	0
TOTAL	407	58	113	161	174	20	7	3	6
NHL TOTAL	628	93	187	280	270	23	13	6	9

## MATT NISKANEN

D

#2

Signed as a free agent, July 1, 2014. Traded to Philadelphia for Radko Gudas, June 14, 2019.

YEAR	GP	G	A	PTS	PIM	+/-	PP	SH	GW
14-15	82	4	27	31	47	7	2	0	0
15-16	82	5	27	32	38	10	2	0	3
16-17	78	5	34	39	32	20	1	0	2
17-18	68	7	22	29	36	24	0	0	1
18-19	80	8	17	25	-3	41	1	0	1
TOTAL	390	29	127	156	150	102	6	0	7
NHL TOTAL	949	72	284	356	489	112	20	1	17

# All-Time Player Register

**CLAUDE NOEL** **F** **#23, 20**

Signed as a free agent, Oct. 9, 1979. Released from contract, May 1982.

YEAR	GP	G	A	PTS	PIM	+/-	PP	SH	GW
79-80	7	0	0	0	0	-3	0	0	0
NHL TOTAL	7	0	0	0	0	-3	0	0	0

**BRAD NORTON** **D** **#41**

Claimed off waivers from Los Angeles, March 5, 2004. Became a free agent, July 1, 2004.

YEAR	GP	G	A	PTS	PIM	+/-	PP	SH	GW
03-04	16	0	1	1	17	-4	0	0	0
NHL TOTAL	124	3	8	11	287	-3	0	0	0

**LEE NORWOOD** **D** **#8**

Acquired from Quebec for Tim Tookey and Capitals' 7th pick (Daniel Poudrier) in 1982 Entry Draft, Feb. 1, 1982. Traded Oct. 6, 1983 to Toronto for Dave Shand.

YEAR	GP	G	A	PTS	PIM	+/-	PP	SH	GW
81-82	26	7	10	17	125	7	3	0	1
82-83	8	0	1	1	14	-3	0	0	0
TOTAL	34	7	11	18	139	4	3	0	1
NHL TOTAL	503	58	153	211	1099	27	22	1	8

**JIRI NOVOTNY** **F** **#13**

Acquired from Buffalo with Buffalo's 1st choice in the 2007 Entry Draft (later traded to San Jose-Nick Petrecki) for Timo Helbling and Dainius Zubrus, Feb. 27, 2007. Became a free agent, July 1, 2006.

YEAR	GP	G	A	PTS	PIM	+/-	PP	SH	GW
06-07	18	0	6	6	2	-2	0	0	0
NHL TOTAL	189	20	31	51	66	-15	1	2	0

**MILAN NOVY** **F** **#26, 66**

Capitals' 2nd choice (58th overall) in 1982 Entry Draft. Released following 1982-83 season.

YEAR	GP	G	A	PTS	PIM	+/-	PP	SH	GW
82-83	73	18	30	48	16	1	3	0	3
NHL TOTAL	73	18	30	48	16	1	3	0	3

**LAWRENCE NYCHOLAT** **D** **#3**

Signed as a free agent, Aug. 9, 2005. Traded to Ottawa for Andy Hedlund and Ottawa's 6th choice in the 2007 Entry Draft (Justin Taylor), Feb. 26, 2007.

YEAR	GP	G	A	PTS	PIM	+/-	PP	SH	GW
06-07	18	2	6	8	12	-3	0	0	0
NHL TOTAL	50	2	7	9	24	-3	0	0	0

**MICHAEL NYLANDER** **F** **#92**

Acquired from Chicago with Chicago's 3rd choice in the 2003 Entry Draft (Steve Werner) and future considerations for Andrei Nikolishin and Chris Simon, Nov. 1, 2002. Traded to Boston for Boston's 4th choice in the 2005 Entry Draft (Patrick McNeill) and Boston's 2nd choice in the 2006 Entry Draft (Francois Bouchard), March 4, 2004. Signed as a free agent, July 2, 2007.

YEAR	GP	G	A	PTS	PIM	+/-	PP	SH	GW
02-03	71	17	39	56	36	3	7	0	2
03-04	3	0	2	2	8	1	0	0	0
07-08	40	11	26	37	24	-19	5	0	1
08-09	72	9	24	33	32	E	4	0	2
TOTAL	186	37	91	128	100	-15	16	0	5
NHL TOTAL	920	209	470	679	468	75	63	0	33

**ADAM OATES** **F** **#77**

Acquired from Boston with Bill Ranford and Rick Tocchet for Jim Carey, Anson Carter, Jason Allison and the Capitals' 3rd choice in the 1997 Entry Draft (Lee Goren), March 1, 1997. Traded to Philadelphia for Maxime Ouellet and the Flyers' 1st (later traded to Dallas-Martin Vagner), 2nd (Maxime Daigneault) and 3rd (Derek Krestanovich) choices in the 2002 Entry Draft, March 19, 2002.

YEAR	GP	G	A	PTS	PIM	+/-	PP	SH	GW
96-97	17	4	8	12	4	-2	1	0	1
97-98	82	18	58	76	36	6	3	2	3
98-99	59	12	42	54	22	-1	3	0	0
99-00	82	15	56	71	14	13	5	0	6
00-01	81	13	69	82	28	-9	5	0	4
01-02	66	11	57	68	22	-2	3	0	1
TOTAL	387	73	290	363	126	5	20	2	15
NHL TOTAL	1337	341	1079	1420	415	35	103	12	56

**LIAM O'BRIEN** **F** **#87**

Signed Oct. 6, 2014. Signed with Colorado as a free agent, March 31, 2021

YEAR	GP	G	A	PTS	PIM	+/-	PP	SH	GW
14-15	13	1	1	2	23	4	0	0	0
16-17	1	0	0	0	0	0	0	0	0
17-18	3	0	0	0	5	0	0	0	0
TOTAL	17	1	1	2	28	4	0	0	0
NHL TOTAL	68	3	5	8	174	6	0	0	0

**STEVEN OLEKSY** **D** **#61**

Signed March 4, 2013. Became a free agent July 1, 2015.

YEAR	GP	G	A	PTS	PIM	+/-	PP	SH	GW
12-13	28	1	8	9	33	9	0	0	0
13-14	33	2	8	10	53	7	0	0	1
14-15	1	0	0	0	0	-1	0	0	0
NHL TOTAL	62	3	16	19	86	15	0	0	1
TOTAL	73	3	17	20	110	17	0	0	1

**DMITRY ORLOV** **D** **#9, 81**

Capitals' 2nd choice (55th overall) in 2009 Entry Draft. Traded to Boston with Garnet Hathaway for a first-round pick in the 2023 NHL Draft, a second-round pick in the 2025 NHL Draft, a third-round pick in the 2024 NHL Draft and Craig Smith, Feb. 23, 2023.

YEAR	GP	G	A	PTS	PIM	+/-	PP	SH	GW
11-12	60	3	16	19	18	1	0	0	1
12-13	5	0	1	1	0	5	0	0	0
13-14	54	3	8	11	19	-1	0	0	0
15-16	82	8	21	29	26	8	0	0	3
16-17	82	6	27	33	51	30	1	0	0
17-18	82	10	21	31	22	10	0	0	2
18-19	82	3	26	29	33	3	0	0	0
19-20	69	4	23	27	36	5	1	0	2
20-21	51	8	14	22	20	16	0	0	2
21-22	76	12	23	35	44	25	2	0	4
22-23	43	3	16	19	10	2	0	0	2
TOTAL	686	60	196	256	279	104	4	0	16
NHL TOTAL	709	64	209	273	291	114	5	0	16

**BROOKS ORPIK** **D** **#44**

Signed as a free agent, July 1, 2014. Traded to Colorado along with Philipp Grubauer for a 2018 second-round pick (Kody Clark). Signed as free agent, July 24, 2018. Retired on June 25, 2019.

YEAR	GP	G	A	PTS	PIM	+/-	PP	SH	GW
14-15	78	0	19	19	66	5	0	0	0
15-16	41	3	7	10	24	11	0	0	1
16-17	79	0	14	14	48	32	0	0	0
17-18	81	0	10	10	68	-9	0	0	0
18-19	53	2	7	9	32	8	0	0	0
TOTAL	332	5	57	62	238	47	0	0	0
NHL TOTAL	1,035	18	176	194	972	79	1	0	1

**OSKAR OSALA** **F** **#48**

Capitals' 6th choice (97th overall) in 2006 Entry Draft. Traded to Carolina with Brian Pothier and a second-round choice in the 2011 Entry Draft for Joe Corvo, March 3, 2010.

YEAR	GP	G	A	PTS	PIM	+/-	PP	SH	GW
08-09	2	0	0	0	0	-1	0	0	0
TOTAL	2	0	0	0	0	-1	0	0	0
NHL TOTAL	3	0	0	0	0	-1	0	0	0

**T.J. OSHIE** **F** **#77**

Acquired from St. Louis for Troy Brouwer, Phoenix Copley and St. Louis' 3rd pick in the 2016 Entry Draft, July 2, 2015.

YEAR	GP	G	A	PTS	PIM	+/-	PP	SH	GW
15-16	80	26	25	51	34	16	11	0	5
16-17	68	33	23	56	36	28	7	1	4
17-18	74	18	29	47	31	2	9	0	3
18-19	69	25	29	54	36	5	6	1	4
19-20	69	26	23	49	26	4	10	0	4
20-21	53	22	21	43	18	-3	13	0	1
21-22	44	11	14	25	18	-12	4	0	1
22-23	58	19	16	35	59	-18	9	0	2
TOTAL	515	180	180	360	258	22	69	2	24
NHL TOTAL	958	290	380	670	497	93	92	9	44

# All-Time Player Register

**ALEX OVECHKIN****F****#8**

Capitals' 1st choice (1st overall) in 2004 Entry Draft.

YEAR	GP	G	A	PTS	PIM	+/-	PP	SH	GW
05-06	81	52	54	106	52	2	21	3	5
06-07	82	46	46	92	52	-19	16	0	8
07-08	82	65	47	112	40	28	22	0	11
08-09	79	56	54	110	72	8	19	1	10
09-10	72	50	59	109	89	45	13	0	7
10-11	79	32	53	85	41	24	7	0	11
11-12	78	38	27	65	26	-8	13	0	3
12-13	48	32	24	56	36	2	16	0	4
13-14	78	51	28	79	48	-35	24	0	10
14-15	81	53	28	81	58	10	25	0	11
15-16	79	50	21	71	53	21	19	0	8
16-17	82	33	36	69	50	6	17	0	7
17-18	82	49	38	87	32	3	17	0	7
18-19	81	51	38	89	40	7	18	0	5
19-20	68	48	19	67	30	-12	13	0	3
20-21	45	24	18	42	12	-7	9	0	6
21-22	77	50	40	90	18	8	16	1	5
22-23	73	42	33	75	48	-16	14	0	3
NHL TOTAL	1,347	822	663	1,485	797	67	299	5	124

**JOHN PADDOCK****F****#17**

Capitals' 3rd choice (37th overall) in 1974 Amateur Draft. Traded to Philadelphia to complete deal for Bob Sirois, Dec. 15, 1975.

YEAR	GP	G	A	PTS	PIM	+/-	PP	SH	GW
75-76	8	1	1	2	12	-5	0	0	0
NHL TOTAL	87	8	14	22	86	-22	0	0	0

**RICHARD PANIK****F****#14**

Signed as a free agent, July 1, 2019. Traded to Detroit along with Jakub Vrana, the Capitals' first choice in the 2021 NHL Entry Draft and the Capitals' second choice in the 2022 NHL Entry Draft in exchange for Anthony Mantha, April 12, 2021.

YEAR	GP	G	A	PTS	PIM	+/-	PP	SH	GW
19-20	59	9	13	22	36	16	0	0	1
20-21	36	3	6	9	16	-9	1	0	0
TOTAL	95	12	19	31	52	5	1	0	1
NHL TOTAL	521	88	107	195	274	8	12	1	11

**BOB PARADISE****D****#4**

Acquired from Pittsburgh for Capitals' 2nd-round pick in the 1976 Amateur Draft (Greg Malone), Nov. 26, 1975. Traded to Pittsburgh for rights to Don Awrey, Oct. 1, 1977.

YEAR	GP	G	A	PTS	PIM	+/-	PP	SH	GW
75-76	48	0	8	8	42	-41	0	0	0
76-77	22	0	5	5	20	-3	0	0	0
TOTAL	70	0	13	13	62	-44	0	0	0
NHL TOTAL	368	8	54	62	393	-116	1	0	1

**DOUG PATEY****F****#10, 23, 12, 16**

Capitals' 5th choice (73rd overall) in the 1976 Amateur Draft. Claimed by Edmonton in 1979 Expansion Draft.

YEAR	GP	G	A	PTS	PIM	+/-	PP	SH	GW
76-77	37	3	1	4	6	-15	0	0	0
77-78	2	0	1	1	0	1	0	0	0
78-79	6	1	0	1	2	-2	0	0	0
TOTAL	45	4	2	6	8	-16	0	0	0
NHL TOTAL	45	4	2	6	8	-16	0	0	0

**CRAIG PATRICK****F****#11**

Signed as a free agent, Feb. 1, 1977. Retired following 1978-79 season.

YEAR	GP	G	A	PTS	PIM	+/-	PP	SH	GW
76-77	28	7	10	17	2	-10	1	0	0
77-78	44	1	7	8	4	-8	1	0	0
78-79	3	1	1	2	0	-1	0	0	0
TOTAL	75	9	18	27	6	-19	2	0	0
NHL TOTAL	401	72	91	163	61	-131	9	2	3

**KENT PAYNTER****F****#36, 37**

Signed as a free agent, Aug. 21, 1989. Traded to Winnipeg with Bob Joyce and Tyler Larter for Craig Duncanson, Brent Hughes and Simon Wheeldon, May 21, 1991.

YEAR	GP	G	A	PTS	PIM	+/-	PP	SH	GW
89-90	13	1	2	3	18	-7	0	0	0
90-91	1	0	0	0	15	E	0	0	0
TOTAL	14	1	2	3	33	-7	0	0	0
NHL TOTAL	37	1	3	4	69	-22	0	0	0

**PAT PEAKE****F****#14**

Capitals' 1st choice (14th overall) in the 1991 Entry Draft. Retired, Sept. 1, 1998.

YEAR	GP	G	A	PTS	PIM	+/-	PP	SH	GW
93-94	49	11	18	29	39	1	3	0	1
94-95	18	0	4	4	12	-6	0	0	0
95-96	62	17	19	36	46	7	8	0	3
96-97	4	0	0	0	4	1	0	0	0
97-98	1	0	0	0	4	0	0	0	0
TOTAL	134	28	41	69	105	3	11	0	4
NHL TOTAL	134	28	41	69	105	3	11	0	4

**ROB PEARSON****F****#25**

Acquired from Toronto with Toronto's 1st choice (Nolan Baumgartner) in the 1994 Entry Draft for Mike Ridley and Washington's 1st choice (Eric Fichaud) in the 1994 Entry Draft, June 28, 1994.

YEAR	GP	G	A	PTS	PIM	+/-	PP	SH	GW
94-95	32	0	6	6	96	-6	0	0	0
NHL TOTAL	269	56	54	110	645	-31	16	0	8

**STEPHEN PEAT****F****#51**

Acquired from Anaheim in exchange for Washington's 4th choice in the 2000 Entry Draft (Michel Ouellet), June 1, 2000. Traded to Carolina for Colin Forbes, Dec. 28, 2005.

YEAR	GP	G	A	PTS	PIM	+/-	PP	SH	GW
01-02	38	2	2	4	85	-1	0	0	0
02-03	27	1	0	1	57	-3	0	0	0
03-04	64	5	0	5	90	-10	0	0	0
05-06	1	0	0	0	2	-2	0	0	0
TOTAL	130	8	2	10	234	-16	0	0	0
NHL TOTAL	130	8	2	10	234	-16	0	0	0

**ANDRE PELOFFY****F****#26**

Signed as free agent July 1, 2017

YEAR	GP	G	A	PTS	PIM	+/-	PP	SH	GW
17-18	2	0	0	0	4	0	0	0	0
NHL TOTAL	9	0	0	0	0	-8	0	0	0

**ANTHONY PELUSO****F****#14**

Signed as a free agent, July 1, 2017. Became a free agent, July 1, 2018.

YEAR	GP	G	A	PTS	PIM	+/-	PP	SH	GW
17-18	2	0	0	0	4	0	0	0	0
NHL TOTAL	148	4	10	14	220	-4	0	0	0

**DUSTIN PENNER****F****#17**

Acquired from Anaheim in exchange for Anaheim's fourth round pick in the 2014 Entry Draft, previously acquired by Washington, March 4, 2014. Became a free agent July 1, 2014.

YEAR	GP	G	A	PTS	PIM	+/-	PP	SH	GW
13-14	18	1	2	3	2	3	0	0	0
NHL TOTAL	589	151	159	310	354	6	50	1	21

**MATHIEU PERREAULT****F****#85**

Capitals' 10th choice (177th overall) in the 2006 Entry Draft. Traded to Anaheim for John Mitchell and a fourth-round draft pick (Brent Moran) in the 2014 NHL Draft, September 29, 2013.

YEAR	GP	G	A	PTS	PIM	+/-	PP	SH	GW
09-10	21	4	5	9	6	4	1	0	0
10-11	35	7	7	14	20	-3	1	0	1
11-12	64	16	14	30	24	9	2	0	4
12-13	39	6	11	17	20	7	2	0	1
TOTAL	159	33	37	70	70	17	6	0	6
NHL TOTAL	708	143	209	352	322	17	38	0	18

**JORGEN PETTERSSON****F****#12**

Acquired from Hartford for Doug Jarvis, Dec. 8, 1985. Released from contract, Oct. 23, 1986.

YEAR	GP	G	A	PTS	PIM	+/-	PP	SH	GW
85-86	47	8	16	24	10	-4	2	0	3
NHL TOTAL	435	174	192	366	117	-14	42	3	24

**MATT PETTINGER****F****#28, 18**

Capitals' 2nd choice (43rd overall) in the 2000 Entry Draft. Traded to Vancouver for Matt Cooke, Feb. 26, 2008.

YEAR	GP	G	A	PTS	PIM	+/-	PP	SH	GW
00-01	10	0	0	0	2	-1	0	0	0
01-02	61	7	3	10	44	-8	1	0	1
02-03	1	0	0	0	0	E	0	0	0
03-04	71	7	5	12	37	-9	1	0	1
05-06	71	20	18	38	39	-2	4	5	2
06-07	64	16	16	32	22	-13	4	3	2
07-08	56	2	5	7	25	-11	1	0	1
TOTAL	334	52	47	99	169	-44	11	8	7
NHL TOTAL	422	65	58	123	210	-55	13	8	10

# All-Time Player Register

**ROBERT PICARD****D****#24**

Capitals' 1st choice (3rd overall) in the 1977 Amateur Draft. Traded to Toronto with Tim Coulis and Washington's 2nd choice (Bob McGill) in the 1980 Entry Draft for Mike Palmateer and Toronto's 3rd choice (Torrie Robertson), June 11, 1980.

YEAR	GP	G	A	PTS	PIM	+/-	PP	SH	GW
77-78	75	10	27	37	101	-26	2	0	4
78-79	77	21	44	65	85	3	8	0	2
79-80	78	11	43	54	122	-21	5	0	1
TOTAL	230	42	114	156	308	-44	15	0	7
NHL TOTAL	899	104	319	423	1025	-43	26	5	18

**GARRETT PILON****F****#40**

Capitals' third choice, 87th overall, in the 2016 NHL Entry Draft

YEAR	GP	G	A	PTS	PIM	+/-	PP	SH	GW
20-21	1	0	0	0	0	0	0	0	0
21-22	2	1	0	1	0	1	0	0	0
TOTAL	3	1	0	1	0	1	0	0	0

**BRIAN PINHO****F****#64**

Capitals' sixth choice, 174th overall, in the 2013 NHL Entry Draft. Became a free agent, July 13, 2022.

YEAR	GP	G	A	PTS	PIM	+/-	PP	SH	GW
20-21	2	0	0	0	0	-2	0	0	0
TOTAL	2	0	0	0	0	-2	0	0	0

**MICHAL PIVONKA****F****#20**

Capitals' 3rd choice (59th overall) in the 1984 Entry Draft. Became a free agent, July 1, 1999.

YEAR	GP	G	A	PTS	PIM	+/-	PP	SH	GW
86-87	73	18	25	43	41	-19	4	0	2
87-88	71	11	23	34	28	1	3	0	0
88-89	52	8	19	27	30	9	1	0	1
89-90	77	25	39	64	54	-7	10	3	0
90-91	79	20	50	70	34	3	6	0	4
91-92	80	23	57	80	47	10	7	4	2
92-93	69	21	53	74	66	14	6	1	5
93-94	82	14	36	50	38	2	5	0	4
94-95	46	10	23	33	50	3	4	2	2
95-96	73	16	65	81	36	18	6	2	5
96-97	54	7	16	23	22	-15	2	0	1
97-98	33	3	6	9	20	5	0	0	1
98-99	36	5	6	11	12	-6	2	0	0
TOTAL	825	181	418	599	478	18	56	12	27

**HARVIE POCZA****F****#18, 27**

Capitals' 3rd choice (67th overall) in the 1979 Entry Draft. Became a free agent, June 1, 1983.

YEAR	GP	G	A	PTS	PIM	+/-	PP	SH	GW
79-80	1	0	0	0	0	E	0	0	0
81-82	2	0	0	0	2	-2	0	0	0
TOTAL	3	0	0	0	2	-2	0	0	0
NHL TOTAL	3	0	0	0	2	-2	0	0	0

**ANDREJ PODKONICKY****F****#65**

Signed as a free agent, July 14, 2003. Became a free agent, July 1, 2004.

YEAR	GP	G	A	PTS	PIM	+/-	PP	SH	GW
03-04	2	0	0	0	0	-1	0	0	0
NHL TOTAL	8	1	0	1	2	-1	0	0	0

**GREG POLIS****F****#18**

Acquired on waivers from NY Rangers, Jan. 15, 1979. Contract bought out, Oct. 15, 1980.

YEAR	GP	G	A	PTS	PIM	+/-	PP	SH	GW
78-79	19	12	6	18	6	3	6	0	1
79-80	28	1	5	6	19	-6	0	0	0
TOTAL	47	13	11	24	25	-3	6	0	1
NHL TOTAL	615	174	169	343	391	-77	42	4	14

**BRIAN POTHIER****D****#2**

Signed as a free agent, July 1, 2006. Traded to Carolina with Oskar Osala and a second-round choice in the 2011 Entry Draft for Joe Corvo, March 3, 2010.

YEAR	GP	G	A	PTS	PIM	+/-	PP	SH	GW
06-07	72	3	25	28	44	-11	2	0	0
07-08	38	5	9	14	20	5	1	0	1
08-09	9	1	2	3	4	E	0	0	1
09-10	41	4	7	11	21	12	1	0	0
TOTAL	160	13	43	56	89	6	4	0	2
NHL TOTAL	362	26	92	118	202	29	9	0	7

**TOM POTI****D****#3**

Signed as a free agent, July 1, 2007. Became a free agent July 5, 2013.

YEAR	GP	G	A	PTS	PIM	+/-	PP	SH	GW
07-08	71	2	27	29	46	9	0	0	0
08-09	52	3	10	13	28	3	0	0	1
09-10	70	4	20	24	42	26	2	0	0
10-11	21	2	5	7	8	-4	0	0	0
11-12	Did not play								
12-13	16	0	2	2	2	-2	0	0	0
TOTAL	230	11	64	75	126	32	2	0	1
NHL TOTAL	824	69	258	327	586	44	29	1	19

**DAVE POULIN****F****#9**

Signed as a free agent, Aug. 3, 1993. Retired following 1994-95 season.

YEAR	GP	G	A	PTS	PIM	+/-	PP	SH	GW
93-94	63	6	19	25	52	-1	0	1	0
94-95	29	4	5	9	10	2	0	2	0
TOTAL	92	10	24	34	62	1	0	3	0
NHL TOTAL	724	205	325	530	482	212	12	39	28

**JEAN PRONOVOST****F****#22**

Acquired from Calgary for future considerations, July 1, 1980. Retired following 1981-82 season.

YEAR	GP	G	A	PTS	PIM	+/-	PP	SH	GW
80-81	80	22	36	58	61	-9	6	1	4
81-82	10	1	2	3	4	-7	0	0	0
TOTAL	90	23	38	61	65	-16	6	1	4
NHL TOTAL	998	391	383	774	413	49	85	17	57

**ALIAKSEI PROTAS****F****#59**

Capitals' 3rd choice (91st overall) in the 2019 NHL Draft.

YEAR	GP	G	A	PTS	PIM	+/-	PP	SH	GW
21-22	33	3	6	9	0	4	0	0	0
22-23	58	4	11	15	12	-8	0	0	0
NHL TOTAL	91	7	17	24	12	-4	0	0	0

**JOHN PURVES****F****#37**

Capitals' 6th choice (103rd overall) in the 1986 Entry Draft. Became a free agent, July 1, 1992.

YEAR	GP	G	A	PTS	PIM	+/-	PP	SH	GW
90-91	7	1	0	1	0	-3	0	0	1
NHL TOTAL	7	1	0	1	0	-3	0	0	1

**NELSON PYATT****F****#26**

Acquired Feb. 28, 1975, from Detroit for the Capitals' 3rd choice (Allen Cameron) in the 1975 Amateur Draft. Became a free agent and was traded to Colorado for the rights to free agent Guy Charron, Sept. 1, 1976.

YEAR	GP	G	A	PTS	PIM	+/-	PP	SH	GW
74-75	16	6	4	10	21	-14	0	0	1
75-76	77	26	23	49	14	-56	5	0	0
TOTAL	93	32	27	59	35	-70	5	0	1
NHL TOTAL	296	71	63	134	69	-136	8	0	5

**JOEL QUENNEVILLE****D****#2**

Acquired from Hartford for future considerations, Oct. 3, 1990. Released from contract, June 17, 1991.

YEAR	GP	G	A	PTS	PIM	+/-	PP	SH	GW
90-91	9	1	0	1	0	-8	0	0	0
NHL TOTAL	803	54	136	190	705	-89	6	4	6

**MICHAEL RAFFL****F****#17**

Acquired from Philadelphia for the Capitals' 5th choice in the 2021 NHL Entry Draft, April 12, 2021. Became free agent, July 28, 2021

YEAR	GP	G	A	PTS	PIM	+/-	PP	SH	GW
20-21	10	1	2	3	7	1	0	0	1
NHL TOTAL	590	89	90	179	235	-7	4	4	23

**ERROL RAUSSE****F****#6, 14, 12**

Capitals' 2nd choice (24th overall) in the 1979 Entry Draft. Became a free agent, June 1, 1983.

YEAR	GP	G	A	PTS	PIM	+/-	PP	SH	GW
79-80	24	6	2	8	0	4	0	0	0
80-81	5	1	1	2	0	1	0	0	0
81-82	2	0	0	0	0	-2	0	0	0
TOTAL	31	7	3	10	0	3	0	0	0
NHL TOTAL	31	7	3	10	0	3	0	0	0

**JOEL RECHLICZ****F****#54**

Signed as a free agent, Jan. 30, 2012. Became a free agent, July 1, 2012.

YEAR	GP	G	A	PTS	PIM	+/-	PP	SH	GW
11-12	3	0	0	0	10	0	0	0	0
NHL TOTAL	26	0	1	1	105	-3	0	0	0

# All-Time Player Register

**JOE REEKIE****D****#29**

Acquired from Tampa Bay for Enrico Ciccone, the Capitals' third-round choice in the 1994 Entry Draft and the return of a previously acquired conditional pick, March 21, 1994. Traded to Chicago for future considerations (4th choice in 2002 Entry Draft, Pert Dvorak), Jan. 17, 2002.

YEAR	GP	G	A	PTS	PIM	+/-	PP	SH	GW
93-94	12	0	5	5	29	7	0	0	0
94-95	48	1	6	7	97	10	0	0	0
95-96	78	3	7	10	149	7	0	0	0
96-97	65	1	8	9	107	8	0	0	0
97-98	68	2	8	10	70	15	0	0	1
98-99	73	0	10	10	68	11	0	0	0
99-00	59	0	7	7	50	21	0	0	0
00-01	74	2	9	11	77	14	0	0	1
01-02	38	2	4	6	41	-7	0	0	0
TOTAL	485	11	64	75	688	86	0	0	2
NHL TOTAL	902	25	139	164	1326	150	1	0	5

**PAT RIBBLE****D****#2**

Acquired from Toronto for Mike Kaszycki, Feb. 14, 1980. Traded to Calgary with future considerations for Bobby Gould and Randy Holt, Nov. 25, 1981.

YEAR	GP	G	A	PTS	PIM	+/-	PP	SH	GW
79-80	19	1	5	6	30	2	0	0	0
80-81	67	3	15	18	103	-13	3	0	1
81-82	12	1	2	3	14	-4	0	0	0
TOTAL	98	5	22	27	147	-15	3	0	1
NHL TOTAL	349	19	60	79	365	-14	4	0	2

**MIKE RIBEIRO****F****#9**

Acquired from Dallas for Cody Eakin and Washington's second-round choice in the 2012 NHL Entry Draft, June 22, 2012. Became a free agent July 5, 2013.

YEAR	GP	G	A	PTS	PIM	+/-	PP	SH	GW
12-13	48	13	36	49	53	-4	6	0	1
NHL TOTAL	1,074	228	565	793	577	5	73	2	32

**MIKE RICHARD****F****#14, 34**

Signed as a free agent, Oct. 9, 1987. Signed to play in Switzerland following the 1989-90 season.

YEAR	GP	G	A	PTS	PIM	+/-	PP	SH	GW
87-88	4	0	0	0	0	-1	0	0	0
89-90	3	0	2	2	2	E	0	0	0
TOTAL	7	0	2	2	2	-1	0	0	0
NHL TOTAL	7	0	2	2	0	-1	0	0	0

**MIKE RICHARDS****F****#10**

Signed as a free agent, Jan. 6, 2016. Became a free agent, July 1, 2016.

YEAR	GP	G	A	PTS	PIM	+/-	PP	SH	GW
15-16	39	2	3	5	8	-2	0	0	1
NHL TOTAL	749	181	306	487	585	16	50	28	30

**MIKE RIDLEY****F****#17**

Acquired from NY Rangers with Bob Crawford and Kelly Miller for Bob Carpenter and Capitals' 2nd choice (Jason Prosofsky) in the 1989 Entry Draft, Jan. 1, 1987. Traded to Toronto with Capitals' 1st choice (Eric Fichaud) in the 1994 Entry Draft (acquired from St. Louis as compensation for Scott Stevens) for Rob Pearson and Toronto's 1st choice (Nolan Baumgartner) in the 1994 Entry Draft, June 28, 1994.

YEAR	GP	G	A	PTS	PIM	+/-	PP	SH	GW
86-87	40	15	19	34	20	-1	6	0	3
87-88	70	28	31	59	22	1	12	0	3
88-89	80	41	48	89	49	17	16	0	9
89-90	74	30	43	73	27	E	8	3	3
90-91	79	23	48	71	26	9	6	5	4
91-92	80	29	40	69	38	3	5	5	3
92-93	84	26	56	82	44	5	6	2	3
93-94	81	26	44	70	24	15	10	2	4
TOTAL	588	218	329	547	250	49	69	17	32
NHL TOTAL	866	292	466	758	424	37	87	19	46

**BILL RILEY****F****#18, 8, 12**

Put on negotiation list, Dec. 20, 1974. Signed to NHL contract from Dayton (IHL), Jan. 18, 1977. Claimed by Winnipeg in 1979 Expansion Draft, June 13, 1979.

YEAR	GP	G	A	PTS	PIM	+/-	PP	SH	GW
74-75	1	0	0	0	0	-1	0	0	0
76-77	43	13	14	27	124	4	5	0	2
77-78	57	13	12	25	125	-15	5	0	0
78-79	24	2	2	4	64	-6	0	0	0
TOTAL	125	28	28	56	313	-18	10	0	2
NHL TOTAL	139	31	30	61	320	-18	12	0	3

**GARY RISSLING****F****#23, 12, 20**

Signed as a free agent from Port Huron (IHL), Dec. 4, 1978. Traded to Pittsburgh on Jan. 2, 1981, for the Penguins' 5th choice (Peter Sidorkiewicz) in the 1981 Entry Draft.

YEAR	GP	G	A	PTS	PIM	+/-	PP	SH	GW
78-79	26	3	3	6	127	-5	1	0	1
79-80	11	0	1	1	49	-6	0	0	0
TOTAL	37	3	4	7	176	-11	1	0	1
NHL TOTAL	221	23	30	53	1008	-49	2	0	2

**TORRIE ROBERTSON****F****#25, 32, 33**

Capitals' 3rd choice (55th overall) in the 1980 Entry Draft. Traded to Hartford for Greg Adams, Oct. 3, 1983.

YEAR	GP	G	A	PTS	PIM	+/-	PP	SH	GW
80-81	3	0	0	0	0	-2	0	0	0
81-82	54	8	13	21	204	-1	3	0	0
82-83	5	2	0	2	4	-2	0	0	0
TOTAL	62	10	13	23	208	-5	3	0	0
NHL TOTAL	442	49	99	148	1751	-50	7	0	8

**LOUIS ROBITAILLE****F****#41**

Signed as a free agent, Aug. 24, 2004. Became a free agent, July 1, 2007.

YEAR	GP	G	A	PTS	PIM	+/-	PP	SH	GW
05-06	2	0	0	0	5	-1	0	0	0
NHL TOTAL	2	0	0	0	5	-1	0	0	0

**TODD ROHLOFF****D****#38**

Signed as a free agent, July 21, 2000. Became a free agent, July 1, 2003. Claimed off waivers from Columbus, Jan. 9, 2004. Became a free agent, July 1, 2004.

YEAR	GP	G	A	PTS	PIM	+/-	PP	SH	GW
01-02	16	0	1	1	14	-2	0	0	0
03-04	35	0	3	3	18	-5	0	0	0
TOTAL	51	0	4	4	32	-7	0	0	0
NHL TOTAL	75	0	6	6	40	-19	0	0	0

**BOB ROUSE****D****#8**

Acquired from Minnesota with Dino Ciccarelli for Mike Gartner and Larry Murphy, March 7, 1989. Traded to Toronto with Peter Zezel for Al Iafrate, Jan. 16, 1991.

YEAR	GP	G	A	PTS	PIM	+/-	PP	SH	GW
88-89	13	0	2	2	36	2	0	0	0
89-90	70	4	16	20	123	-2	0	0	2
90-91	47	5	15	20	65	-7	1	0	0
TOTAL	130	9	33	42	224	-7	1	0	2
NHL TOTAL	1061	37	181	218	1559	-36	4	4	6

**TOM ROWE****F****#24, 17**

Capitals' 3rd choice (37th overall) in the 1976 Amateur Draft. Traded Jan. 17, 1980, to Hartford for Alan Hangesleben. Signed as a free agent, Jan. 31, 1982. Became a free agent and signed with Detroit, Aug. 9, 1982.

YEAR	GP	G	A	PTS	PIM	+/-	PP	SH	GW
76-77	12	1	2	3	2	-6	0	0	0
77-78	63	13	8	21	82	-18	1	0	0
78-79	69	31	30	61	137	-6	4	0	4
79-80	41	10	17	27	76	-9	4	0	2
81-82	6	1	1	2	18	E	0	0	0
TOTAL	191	56	58	114	315	-39	9	0	6
NHL TOTAL	357	85	100	185	615	-80	12	1	9

**KEN SABOURIN****D****#8, 2**

Acquired from Calgary for Paul Fenton, Jan. 24, 1991. Traded to Calgary for future considerations, Dec. 16, 1992.

YEAR	GP	G	A	PTS	PIM	+/-	PP	SH	GW
90-91	28	1	4	5	81	6	0	0	0
91-92	19	0	0	0	48	-5	0	0	0
TOTAL	47	1	4	5	129	1	0	0	0
NHL TOTAL	74	2	8	10	201	14	0	0	0

**JOE SACCO****F****#14**

Signed as a free agent, July 27, 1999. Became a free agent, July 2002.

YEAR	GP	G	A	PTS	PIM	+/-	PP	SH	GW
99-00	79	7	16	23	50	7	0	0	1
00-01	69	7	7	14	48	4	0	0	0
01-02	65	0	7	7	51	-13	0	0	0
TOTAL	213	14	30	44	149	-2	0	0	1
NHL TOTAL	738	94	119	213	421	-44	7	7	13

**GARY SAMPSON****F****#20, 12, 28**

Signed as a free agent from US Olympic Team, Feb. 21, 1984. Became a free agent, June 1987.

YEAR	GP	G	A	PTS	PIM	+/-	PP	SH	GW
83-84	15	1	1	2	6	1	0	0	0
84-85	46	10	15	25	13	20	0	1	0
85-86	19	1	4	5	2	-3	0	0	1
86-87	25	1	2	3	4	-9	0	0	0
TOTAL	105	13	22	35	25	9	0	1	1
NHL TOTAL	105	13	22	35	25	9	0	1	1

# All-Time Player Register

## RASMUS SANDIN

D

#38

Acquired from Toronto for Erik Gustafsson and Boston's first-round pick in the 2023 NHL Draft.

YEAR	GP	G	A	PTS	PIM	+/-	PP	SH	GW
22-23	19	3	12	15	16	-7	0	0	0
NHL TOTAL	159	13	50	63	53	11	0	0	4

## ZACH SANFORD

F

#82

Capitals' 3rd choice (61st overall) in 2013 Entry Draft. Traded to St. Louis with Brad Malone, a 2017 first round pick and a conditional pick for Kevin Shattenkirk and Pheonix Copley, Feb. 27, 2017.

YEAR	GP	G	A	PTS	PIM	+/-	PP	SH	GW
16-17	26	2	1	3	6	0	0	0	1
NHL TOTAL	289	47	48	95	134	-5	5	1	10

## REGGIE SAVAGE

F

#38, 15

Capitals' 1st choice (15th overall) in the 1988 Entry Draft. Traded to Quebec with Paul MacDermid for Mike Hough, June 20, 1993.

YEAR	GP	G	A	PTS	PIM	+/-	PP	SH	GW
90-91	1	0	0	0	0	-1	0	0	0
92-93	16	2	3	5	12	-4	2	0	0
TOTAL	17	2	3	5	12	-5	2	0	0
NHL TOTAL	34	5	7	12	28	-2	3	0	0

## PETER SCAMURRA

D

#6, 29, 3

Capitals' 2nd choice (19th overall) in the 1975 Amateur Draft. Contract bought out, Sept. 15, 1980.

YEAR	GP	G	A	PTS	PIM	+/-	PP	SH	GW
75-76	58	2	13	15	33	-38	1	0	0
76-77	21	0	2	2	8	-6	0	0	0
78-79	30	3	5	8	12	-13	0	1	0
79-80	23	3	5	8	6	-1	1	0	0
TOTAL	132	8	25	33	59	-58	2	1	0
NHL TOTAL	132	8	25	33	59	-58	2	1	0

## CAMERON SCHILLING

D

#45

Signed as a free agent, March 27, 2012. Became a free agent, July 1, 2015.

YEAR	GP	G	A	PTS	PIM	+/-	PP	SH	GW
12-13	1	0	0	0	0	-1	0	0	0
13-14	1	0	0	0	0	-2	0	0	0
14-15	4	0	0	0	4	1	0	0	0
NHL TOTAL	6	0	0	0	0	-2	0	0	0

## BRAD SCHLEGEL

D

#28

Capitals' 8th choice (144th overall) in the 1988 Entry Draft. Traded to Calgary for Flames' 7th choice (Andrew Brunette) in the 1993 Entry Draft, June 26, 1993.

YEAR	GP	G	A	PTS	PIM	+/-	PP	SH	GW
91-92	15	0	1	1	0	-4	0	0	0
92-93	7	0	1	1	6	1	0	0	0
TOTAL	22	0	2	2	6	-3	0	0	0
NHL TOTAL	48	1	8	9	10	-7	0	0	0

## NATE SCHMIDT

D

#88

Signed as a free agent, April 2, 2013. Selected by Vegas in 2017 Expansion Draft.

YEAR	GP	G	A	PTS	PIM	+/-	PP	SH	GW
13-14	29	2	4	6	6	4	0	0	0
14-15	39	1	3	4	10	-2	0	0	0
15-16	72	2	14	16	16	12	0	0	1
16-17	60	3	14	17	16	22	0	0	0
TOTAL	200	8	35	43	48	36	0	0	1
NHL TOTAL	527	38	149	187	98	81	4	0	5

## DWIGHT SCHOFIELD

D

#2

Claimed from St. Louis in 1985 Waiver Draft, Oct. 7, 1985. Traded to Pittsburgh for cash, Oct. 8, 1986.

YEAR	GP	G	A	PTS	PIM	+/-	PP	SH	GW
85-86	50	1	2	3	127	5	0	0	0
NHL TOTAL	211	8	22	30	631	5	0	0	1

## JEFF SCHULTZ

D

#55

Washington's 2nd choice (27th overall) in the 2004 Entry Draft. Became a free agent July 5, 2013.

YEAR	GP	G	A	PTS	PIM	+/-	PP	SH	GW
06-07	38	0	3	3	16	5	0	0	0
07-08	72	5	13	18	28	12	0	0	0
08-09	64	1	11	12	21	13	0	1	0
09-10	73	3	20	23	32	50	0	0	0
10-11	72	1	9	10	12	6	0	0	1
11-12	54	1	5	6	12	-2	0	0	0
12-13	26	0	3	3	12	-6	0	0	0
TOTAL	399	11	64	75	133	78	0	1	1
NHL TOTAL	409	11	65	76	137	78	0	1	1

## JUSTIN SCHULTZ

D

#2

Signed as a free agent, Oct. 9, 2020. Became a free agent, July 13, 2022.

YEAR	GP	G	A	PTS	PIM	+/-	PP	SH	GW
20-21	46	3	24	27	10	12	0	0	1
21-22	74	4	19	23	16	-15	2	0	1
TOTAL	120	7	43	50	26	-3	2	0	2
NHL TOTAL	602	57	207	264	136	-38	13	0	11

## STEVE SEFTEL

F

#40

Capitals' 2nd choice (40th overall) in the 1986 Entry Draft. Became a free agent, July 1, 1992.

YEAR	GP	G	A	PTS	PIM	+/-	PP	SH	GW
90-91	4	0	0	0	2	-2	0	0	0
NHL TOTAL	4	0	0	0	2	-2	0	0	0

## ROD SEILING

D

#17

Claimed off waivers from NY Rangers, Oct. 29, 1974. Traded to Toronto for Tim Eccelstone and Willy Brossart, Nov. 2, 1974.

YEAR	GP	G	A	PTS	PIM	+/-	PP	SH	GW
74-75	1	0	0	0	0	E	0	0	0
NHL TOTAL	979	62	269	331	601	187	5	3	11

## STEVE SELF

F

#19

Signed to a three-game amateur tryout and released, Oct. 10, 1976.

YEAR	GP	G	A	PTS	PIM	+/-	PP	SH	GW
76-77	3	0	0	0	0	-3	0	0	0
NHL TOTAL	3	0	0	0	0	-3	0	0	0

## ALEXANDER SEMIN

F

#28

Capitals' 2nd choice (13th overall) in the 2002 Entry Draft. Became a free agent, July 1, 2022.

YEAR	GP	G	A	PTS	PIM	+/-	PP	SH	GW
03-04	52	10	12	22	36	-2	4	0	2
06-07	77	38	35	73	90	-7	17	0	6
07-08	63	26	16	42	54	-18	10	0	2
08-09	62	34	45	79	77	25	8	0	8
09-10	73	40	44	84	66	36	8	2	5
10-11	65	28	26	54	71	22	6	1	4
11-12	77	21	33	54	56	9	2	0	1
TOTAL	469	197	211	408	450	65	55	3	28
NHL TOTAL	650	239	278	517	582	71	65	4	32

## MICHAEL SGARBOSSA

F

#23

Signed as a free agent, July 1, 2018.

YEAR	GP	G	A	PTS	PIM	+/-	PP	SH	GW
19-20	2	0	0	0	0	0	0	0	0
20-21	5	0	2	2	0	2	0	0	0
21-22	10	2	2	4	0	3	0	0	0
TOTAL	17	2	4	6	0	5	0	0	0
NHL TOTAL	65	4	12	16	23	-3	1	0	0

## DAVE SHAND

D

#26

Acquired from Toronto for Lee Norwood, Oct. 6, 1983. Released, June 1985.

YEAR	GP	G	A	PTS	PIM	+/-	PP	SH	GW
83-84	72	4	15	19	124	23	0	0	0
84-85	13	1	1	2	34	1	0	0	0
TOTAL	85	5	16	21	158	24	0	0	0
NHL TOTAL	421	19	84	103	544	80	0	1	2

## KEVIN SHATTENKIRK

D

#22

Acquired from St. Louis for Zach Sanford, Brad Malone, a 2017 first round pick and a conditional pick, Feb. 28, 2017. Signed as free agent with NY Rangers July 1, 2017.

YEAR	GP	G	A	PTS	PIM	+/-	PP	SH	GW
16-17	19	2	12	14	10	4	1	0	2
NHL TOTAL	816	93	340	433	470	-7	41	0	15

## BRAD SHAW

D

#4

Claimed on waivers from Ottawa, March 10, 1999. Traded to St. Louis with the Capitals' 8th choice in the 1999 Entry Draft (Colin Hemingway) for St. Louis' 6th choice in 1999 (Kyle Clark), March 18, 1999.

YEAR	GP	G	A	PTS	PIM	+/-	PP	SH	GW
98-99	4	0	0	0	4	E	0	0	0
NHL TOTAL	377	22	137	159	208	-93	11	0	1

## CONOR SHEARY

F

#73

Signed as a free agent, Dec. 22, 2020. Became a free agent, July 1, 2023.

YEAR	GP	G	A	PTS	PIM	+/-	PP	SH	GW
20-21	53	14	8	22	14	-1	1	0	1
21-22	71	19	24	43	14	-2	2	0	5
22-23	82	15	22	37	22	9	2	2	1
TOTAL	206	48	54	102	50	6	5	2	7
NHL TOTAL	531	120	132	252	112	8	14	2	21



# All-Time Player Register

NEIL SHEEHY

D

#15

Acquired from Hartford with Mike Millar for Grant Jennings and Ed Kastelic, July 6, 1988. Became a free agent, July 1991.

YEAR	GP	G	A	PTS	PIM	+/-	PP	SH	GW
88-89	72	3	4	7	179	-1	0	0	0
89-90	59	1	5	6	291	8	0	0	0
90-91	INJURED – DNP (REGULAR SEASON)								
TOTAL	131	4	9	13	470	7	0	0	0
NHL TOTAL	379	18	47	65	1311	28	1	0	0

JONAS SIEGENTHALER

D

#34

Capitals' 2nd choice (57th overall) in 2015 NHL Entry Draft. Traded to New Jersey for a conditional third round choice in the 2021 NHL Draft, April 11, 2021.

YEAR	GP	G	A	PTS	PIM	+/-	PP	SH	GW
18-19	26	0	4	4	10	6	0	0	0
19-20	64	2	7	9	43	11	0	0	1
20-21	7	0	0	0	2	-3	0	0	0
TOTAL	97	2	11	13	55	14	0	0	1
NHL TOTAL	175	3	24	27	99	3	0	0	1

ZACH SILL

F

#12, 15

Signed as a free agent, July 16, 2015.

YEAR	GP	G	A	PTS	PIM	+/-	PP	SH	GW
15-16	10	1	0	1	2	0	0	0	0
NHL TOTAL	93	2	3	5	98	-9	0	0	0

MIKE SILTALA

F

#12, 15

Capitals' 4th choice (89th overall) in the 1981 Entry Draft. Became a free agent, June 1986.

YEAR	GP	G	A	PTS	PIM	+/-	PP	SH	GW
81-82	3	1	0	1	2	-1	0	0	0
NHL TOTAL	7	1	0	1	8	E	0	0	0

CHRIS SIMON

F

#17

Acquired from Colorado with Curtis Leschysyn for Keith Jones and Washington's 1st (Scott Parker) and 4th (later traded back to Washington-Kryst Barch) choices in 1998 Entry Draft, Nov. 2, 1996. Traded to Chicago with Andrei Nikolishin for Michael Nylander, Chicago's 3rd choice in the 2003 Entry Draft (Steve Werner) and future considerations, Nov. 1, 2002.

YEAR	GP	G	A	PTS	PIM	+/-	PP	SH	GW
96-97	42	9	13	22	165	-1	3	0	1
97-98	28	7	10	17	38	-1	4	0	1
98-99	23	3	7	10	48	-4	0	0	0
99-00	75	29	20	49	146	11	7	0	5
00-01	60	10	10	20	109	-12	4	0	2
01-02	82	14	17	31	137	-8	1	0	1
02-03	10	0	2	2	23	-3	0	0	0
TOTAL	320	72	79	151	666	-18	19	0	10
NHL TOTAL	782	144	161	305	1824	28	33	0	18

BOB SIROIS

F

#25

Acquired from Philadelphia for future considerations (John Paddock), Dec. 16, 1975. Released from contract, Nov. 21, 1981.

YEAR	GP	G	A	PTS	PIM	+/-	PP	SH	GW
75-76	43	10	19	29	6	-33	4	0	0
76-77	45	13	22	35	2	1	1	0	1
77-78	72	24	37	61	6	-11	5	0	1
78-79	73	29	25	54	6	-6	9	0	3
79-80	49	15	17	32	18	-5	4	1	2
TOTAL	282	91	120	211	38	-54	23	1	7
NHL TOTAL	286	92	120	212	42	-53	23	1	7

JOHN SLANEY

D

#28

Capitals' 1st choice (9th overall) in the 1990 Entry Draft. Traded to Colorado for Colorado's 3rd choice in the 1996 Entry Draft (Shawn McNeil), July 12, 1995.

YEAR	GP	G	A	PTS	PIM	+/-	PP	SH	GW
93-94	47	7	9	16	27	3	3	0	1
94-95	16	0	3	3	6	-3	0	0	0
TOTAL	63	7	12	19	33	E	3	0	1
NHL TOTAL	268	22	69	91	99	-26	9	1	4

TYLER SLOAN

D

#89

Signed as free agent, July 2, 2008. Became a free agent, July 1, 2011.

YEAR	GP	G	A	PTS	PIM	+/-	PP	SH	GW
08-09	26	1	4	5	14	4	0	0	0
09-10	40	2	4	6	22	-1	0	0	0
10-11	33	1	5	6	14	-6	0	0	0
NHL TOTAL	99	4	13	17	50	-3	0	0	0

CRAIG SMITH

F

#16

Acquired from Boston with a 2023 first-round pick, a 2025 second-round pick and a 2024 third-round pick for Garnet Hathaway and Dmitry Orlov.

YEAR	GP	G	A	PTS	PIM	+/-	PP	SH	GW
22-23	22	5	1	6	4	1	0	0	2
NHL TOTAL	853	200	214	414	328	95	46	0	29

DENNIS SMITH

D

#38

Signed as free agent, July 1989. Became a free agent and signed with Los Angeles, July 1990.

YEAR	GP	G	A	PTS	PIM	+/-	PP	SH	GW
89-90	4	0	0	0	0	E	0	0	0
NHL TOTAL	8	0	0	0	4	3	0	0	0

JOE SNIVELY

F

#91

Signed as free agent, March 18, 2019

YEAR	GP	G	A	PTS	PIM	+/-	PP	SH	GW
21-22	12	4	3	7	2	3	1	0	0
22-23	12	2	2	4	0	3	0	0	0
NHL TOTAL	24	6	5	11	2	6	1	0	0

DANIEL SPRONG

F

#10

Acquired from Anaheim in exchange for Christian Djoo, Feb. 24, 2020. Traded to Seattle with a 2022 4th round choice and a 2023 6th choice for Marcus Johansson, March 21, 2022.

YEAR	GP	G	A	PTS	PIM	+/-	PP	SH	GW
20-21	42	13	7	20	12	7	0	0	3
21-22	47	8	6	14	8	6	0	0	0
TOTAL	89	21	13	34	20	13	0	0	3
NHL TOTAL	202	46	24	70	30	-10	5	0	7

GORD SMITH

D

#6, 8

Acquired in 1974 Expansion Draft (7th pick) from Los Angeles. Claimed by Winnipeg in 1979 Expansion Draft, June 13, 1979.

YEAR	GP	G	A	PTS	PIM	+/-	PP	SH	GW
74-75	63	3	8	11	56	-56	2	0	0
75-76	25	1	2	3	28	-22	1	0	0
76-77	79	1	12	13	92	-27	1	0	0
77-78	80	4	7	11	78	-20	0	0	1
78-79	39	0	1	1	22	-7	0	0	0
TOTAL	286	9	30	39	276	-132	4	0	1
NHL TOTAL	299	9	30	39	284	-137	4	0	1

GREG SMITH

D

#19

Acquired from Detroit with John Barrett for Darren Veitch, March 10, 1986. Retired following 1987-88 season.

YEAR	GP	G	A	PTS	PIM	+/-	PP	SH	GW
85-86	14	0	3	3	10	3	0	0	0
86-87	45	0	9	9	31	-6	0	0	0
87-88	54	1	6	7	67	5	0	0	0
TOTAL	113	1	18	19	108	2	0	0	0
NHL TOTAL	829	56	232	288	1110	-120	11	1	7

RICK SMITH

D

#19

Claimed from Detroit on waivers, Nov. 7, 1980. Retired following 1980-81 season.

YEAR	GP	G	A	PTS	PIM	+/-	PP	SH	GW
80-81	40	5	4	9	36	7	2	0	2
NHL TOTAL	687	52	167	219	560	185	5	0	7

DEVANTE SMITH-PELLY

F

#25

Signed as free agent, July 3, 2017. Became a free agent July 1, 2019.

YEAR	GP	G	A	PTS	PIM	+/-	PP	SH	GW
17-18	75	7	9	16	38	-6	0	0	1
18-19	54	4	4	8	15	-6	0	0	0
TOTAL	129	11	13	24	53	-12	0	0	1
NHL TOTAL	395	44	57	101	137	-41	1	2	8

RYAN STANTON

D

#20

Signed as a free agent, July 24, 2015. Became a free agent, July 1, 2016.

YEAR	GP	G	A	PTS	PIM	+/-	PP	SH	GW
15-16	1	0	0	0	2	-1	0	0	0
NHL TOTAL	120	4	23	27	71	14	0	0	0

BRIAN STAPLETON

F

#24

Signed to a three-game amateur tryout and released, October 1975.

YEAR	GP	G	A	PTS	PIM	+/-	PP	SH	GW
75-76	1	0	0	0	0	-2	0	0	0
NHL TOTAL	1	0	0	0	0	-2	0	0	0

DAVID STECKEL

F

#70, 25, 39

Signed as a free agent, Aug. 25, 2005. Traded to New Jersey for Jason Arnott and a 2012 2nd-round pick, Feb. 28, 2011.

YEAR	GP	G	A	PTS	PIM	+/-	PP	SH	GW
05-06	7	0	0	0	0	1	0	0	0
06-07	5	0	0	0	2	-2	0	0	0
07-08	67	5	7	12	34	1	0	0	1
08-09	76	8	11	19	34	2	0	2	1
09-10	79	5	11	16	19	4	1	0	1
10-11	57	5	6	11	24	-3	0	1	1
TOTAL	291	23	35	58	113	3	1	3	4
NHL TOTAL	425	33	46	79	129	-14	2	5	4

# All-Time Player Register

## CHANDLER STEPHENSON

F

#18

Capitals' 3rd choice (77th overall) in 2012 Entry Draft. Traded to Vegas for fifth round pick in the 2021 NHL Draft, Dec. 3, 2019.

YEAR	GP	G	A	PTS	PIM	+/-	PP	SH	GW
15-16	9	0	0	0	2	-3	0	0	0
16-17	4	0	0	0	0	0	0	0	0
17-18	67	6	12	18	8	13	0	0	0
18-19	64	5	6	11	0	-13	0	1	0
19-20	24	3	1	4	6	5	0	0	2
TOTAL	168	14	19	33	16	2	0	1	2
NHL TOTAL	339	57	97	154	81	48	9	5	13

## SCOTT STEVENS

D

#3

Capitals' 1st choice (5th overall) in the 1982 Entry Draft. Signed as a free agent by St. Louis, July 16, 1990. The Capitals gained five first-round draft picks as compensation from St. Louis: 1991-Trevor Halverson; 1992-Sergei Gonchar; 1993-Brendan Witt; 1994-traded to Toronto (Eric Fichaud); 1995-Miika Elomo.

YEAR	GP	G	A	PTS	PIM	+/-	PP	SH	GW
82-83	77	9	16	25	195	14	0	0	0
83-84	78	13	32	45	201	26	7	0	2
84-85	80	21	44	65	221	19	16	0	5
85-86	73	15	38	53	165	E	3	0	2
86-87	77	10	51	61	283	13	2	0	0
87-88	80	12	60	72	184	14	5	1	2
88-89	80	7	61	68	225	1	6	0	3
89-90	56	11	29	40	154	1	7	0	0
TOTAL	601	98	331	429	1628	88	46	1	14
NHL TOTAL	1635	196	712	908	2785	393	75	5	34

## BLAIR STEWART

F

#23, 14

Acquired from Detroit for Mike Bloom, March 9, 1975. Claimed by Quebec in the 1979 Expansion Draft, June 13, 1979.

YEAR	GP	G	A	PTS	PIM	+/-	PP	SH	GW
74-75	2	1	0	1	2	-2	0	0	0
75-76	74	13	14	27	113	-53	0	0	0
76-77	34	5	2	7	85	-6	0	0	0
77-78	8	0	1	1	9	-3	0	0	0
78-79	45	7	12	19	48	1	0	0	0
TOTAL	183	26	29	55	257	-63	0	0	0
NHL TOTAL	229	34	44	78	326	-72	0	1	2

## RYAN STOA

F

#29

Signed as a free agent, July 6, 2012. Became a free agent, July 1, 2014.

YEAR	GP	G	A	PTS	PIM	+/-	PP	SH	GW
13-14	3	0	0	0	0	-1	0	0	0
NHL TOTAL:	40	4	3	7	20	-8	0	0	1

## ROLAND STOLTZ

F

#18

Signed as a free agent, June 5, 1981. Released Nov. 16, 1981.

YEAR	GP	G	A	PTS	PIM	+/-	PP	SH	GW
81-82	14	2	2	4	14	-3	0	0	0
NHL TOTAL	14	2	2	4	14	-3	0	0	0

## TYSON STRACHAN

D

#23

Signed as a free agent, July 8, 2013. Became a free agent, July 1, 2014.

YEAR	GP	G	A	PTS	PIM	+/-	PP	SH	GW
13-14	18	0	2	2	28	-2	0	0	0
NHL TOTAL	186	1	19	20	199	-42	0	0	0

## DYLAN STROME

F

#17

Signed as a free agent, July 14, 2022.

YEAR	GP	G	A	PTS	PIM	+/-	PP	SH	GW
22-23	81	23	42	65	24	-4	3	0	2
NHL TOTAL	354	90	145	235	110	-34	21	0	10

## GARRET STROSHEIN

F

#56

Signed as a free agent, July 14, 2003. Became a free agent, July 1, 2004.

YEAR	GP	G	A	PTS	PIM	+/-	PP	SH	GW
03-04	3	0	0	0	14	-1	0	0	0
NHL TOTAL	3	0	0	0	14	-1	0	0	0

## MARCO STURM

F

#18

Claimed off waivers from Los Angeles, Feb. 26, 2011. Became a free agent, July 1, 2011.

YEAR	GP	G	A	PTS	PIM	+/-	PP	SH	GW
10-11	18	1	6	7	6	E	0	0	1
NHL TOTAL	938	242	245	487	446	59	66	18	43

## PETER SUNDSTROM

F

#12

Acquired from NY Rangers in exchange for Washington's 5th pick (Martin Bergeron) in the 1988 Entry Draft, Aug. 27, 1987. Traded to New Jersey for the Devils' 10th choice in the 1991 Entry Draft (Rob Leask), June 19, 1989.

YEAR	GP	G	A	PTS	PIM	+/-	PP	SH	GW
87-88	76	8	17	25	34	-2	0	1	1
88-89	35	4	2	6	12	-5	0	0	0
TOTAL	111	12	19	31	46	-7	0	1	1
NHL TOTAL	338	61	83	144	120	-22	0	5	8

## BRIAN SUTHERBY

F

#46, 16

Capitals' 1st choice (26th overall) in the 2000 Entry Draft. Traded to Anaheim for Anaheim's 2nd choice (later traded to Montreal) in the 2009 Entry Draft, Nov. 19, 2007.

YEAR	GP	G	A	PTS	PIM	+/-	PP	SH	GW
01-02	7	0	0	0	2	-3	0	0	0
02-03	72	2	9	11	93	7	0	0	0
03-04	30	2	0	2	28	-5	0	0	0
05-06	76	14	16	30	73	-17	0	2	0
06-07	69	7	10	17	78	-9	1	0	0
07-08	5	1	0	1	7	-2	0	0	0
TOTAL	183	26	35	61	281	-29	1	2	0
NHL TOTAL	460	41	49	90	533	-32	1	3	0

## JAROSLAV SVEJKOVSKY

F

#34

Capitals' 2nd choice (17th overall) in the 1996 Entry Draft. Traded to Tampa Bay for Tampa Bay's 7th choice in the 2000 Entry Draft (later traded to Los Angeles-Evgeny Federov) and Tampa Bay's 3rd choice in 2001 Entry Draft (later traded to Toronto-Brendan Bell), Jan. 17, 2000.

YEAR	GP	G	A	PTS	PIM	+/-	PP	SH	GW
96-97	19	7	3	10	4	-1	2	0	1
97-98	17	4	1	5	10	-5	2	0	1
98-99	25	6	8	14	12	-2	4	0	2
99-00	23	1	2	3	2	-7	1	0	0
TOTAL	84	18	14	32	28	-15	9	0	4
NHL TOTAL	113	23	19	42	56	-22	9	0	4

## LEIF SVENSSON

D

#4

Signed as a free agent, June 10, 1978. Contract bought out, Oct. 9, 1980.

YEAR	GP	G	A	PTS	PIM	+/-	PP	SH	GW
78-79	74	2	29	31	28	-3	0	0	0
79-80	47	4	11	15	21	-10	0	0	0
NHL TOTAL	121	6	40	46	49	-13	0	0	0

## PETR SYKORA

F

#20

Acquired from Nashville for the Capitals' 3rd choice in the 2003 Entry Draft (Paul Brown), June 22, 2002. Assigned to Pardubice (Czech Republic), Nov. 7, 2005.

YEAR	GP	G	A	PTS	PIM	+/-	PP	SH	GW
05-06	10	2	2	4	6	E	0	0	0
NHL TOTAL	12	2	2	4	6	-1	0	0	0

## MIKHAIL TATARINOV

D

#3

Capitals' 10th choice (225th overall) in the 1984 Entry Draft. Traded to Quebec for Toronto's 2nd choice in the 1991 Entry Draft (Eric Lavigne), June 22, 1991.

YEAR	GP	G	A	PTS	PIM	+/-	PP	SH	GW
90-91	65	8	15	23	82	-4	3	1	1
NHL TOTAL	161	21	48	69	184	10	9	1	2

## MARK TAYLOR

F

#28, 21

Acquired from Pittsburgh for Jim McGeough, March 12, 1985. Became a free agent, June 1987.

YEAR	GP	G	A	PTS	PIM	+/-	PP	SH	GW
84-85	9	1	1	2	2	-1	0	0	0
85-86	30	2	1	3	4	-4	0	0	0
TOTAL	39	3	2	5	6	-5	0	0	0
NHL TOTAL	209	42	68	110	73	-8	9	3	5

## JOEY TENUTE

F

#13

Signed as a free agent, Nov. 21, 2005. Became a free agent, July 1, 2007.

YEAR	GP	G	A	PTS	PIM	+/-	PP	SH	GW
05-06	1	0	0	0	0	E	0	0	0
NHL TOTAL	1	0	0	0	0	E	0	0	0

## ALEXEI TEZIKOV

D

#4

Acquired from Buffalo for Joe Juneau and the Capitals' 3rd choice in the 1999 Entry Draft (Tim Preston), March 23, 1999. Traded to Anaheim with the Capitals' 4th choice in the 2001 Entry Draft (Brandon Rogers) for Jason Marshall, March 13, 2001.

YEAR	GP	G	A	PTS	PIM	+/-	PP	SH	GW
98-99	5	0	0	0	0	-1	0	0	0
99-00	23	1	1	2	2	-2	1	0	1
TOTAL	28	1	1	2	2	-3	1	0	1
NHL TOTAL	30	1	1	2	2	-1	1	0	1

# All-Time Player Register

**GREG THEBERGE**  
Capitals' 5th choice (109th overall) in the 1979 Entry Draft. Released from contract, June 1, 1984.

#2, 8, 20

YEAR	GP	G	A	PTS	PIM	+/-	PP	SH	GW
79-80	12	0	1	1	0	-3	0	0	0
80-81	1	1	0	1	0	-2	0	0	0
81-82	57	5	32	37	49	-8	2	0	0
82-83	70	8	28	36	20	-3	7	0	1
83-84	13	1	2	3	4	-4	1	0	0
TOTAL	153	15	63	78	73	-20	10	0	1
NHL TOTAL	153	15	63	78	73	-20	10	0	1

**JIM THOMSON**  
Capitals' 8th choice (185th overall) in the 1984 Entry Draft. Traded to Hartford for Scot Kleinendorst, March 6, 1989.

#37, 29

YEAR	GP	G	A	PTS	PIM	+/-	PP	SH	GW
86-87	10	0	0	0	35	-2	0	0	0
88-89	14	2	0	2	53	-3	0	0	0
TOTAL	24	2	0	2	88	-5	0	0	0
NHL TOTAL	115	4	3	7	416	-24	0	0	1

**ESA TIKKANEN**  
Acquired from Florida in exchange for Dwayne Hay and future considerations, March 9, 1998. Became a free agent, July 1, 1998.

#11

YEAR	GP	G	A	PTS	PIM	+/-	PP	SH	GW
97-98	20	2	10	12	2	-4	1	0	2
NHL TOTAL	877	244	386	630	1077	81	59	29	41

**MARK TINORDI**  
Acquired from Dallas with Rick Mrozik in exchange for Kevin Hatcher, Jan. 18, 1995. Selected by the Atlanta Thrashers in the 1999 Expansion Draft.

#24

YEAR	GP	G	A	PTS	PIM	+/-	PP	SH	GW
94-95	42	3	9	12	71	-5	2	0	1
95-96	71	3	10	13	113	26	2	0	0
96-97	56	2	6	8	118	3	0	0	0
97-98	47	8	9	17	39	9	0	1	0
98-99	48	0	6	6	108	-6	0	0	0
TOTAL	264	16	40	56	449	33	4	1	1
NHL TOTAL	663	52	148	200	1514	6	18	1	5

**DAVE TIPPETT**  
Acquired from Hartford for future considerations and Capitals' 6th choice in 1992 Entry Draft (Jarrett Reid). Became a free agent, June 1, 1992.

#14

YEAR	GP	G	A	PTS	PIM	+/-	PP	SH	GW
90-91	61	6	9	15	24	-13	0	0	2
91-92	30	2	10	12	16	2	0	0	0
TOTAL	91	8	19	27	40	-11	0	0	2
NHL TOTAL	721	93	169	262	317	-52	2	14	13

**RICK TOCCHET**  
Acquired from Boston with Adam Oates and Bill Ranford for Jim Carey, Anson Carter, Jason Allison and a Washington's 3rd choice in the 1997 Entry Draft (Lee Goren), March 1, 1997. Became a free agent, July 1, 1997.

#92

YEAR	GP	G	A	PTS	PIM	+/-	PP	SH	GW
96-97	13	5	5	10	31	E	1	0	1
NHL TOTAL	1144	440	512	952	2972	82	130	13	50

**JEFF TOMS**  
Claimed off waivers from Tampa Bay, Nov. 19, 1997. Became a free agent, July 1, 2000.

#21

YEAR	GP	G	A	PTS	PIM	+/-	PP	SH	GW
97-98	33	3	4	7	8	-11	0	0	1
98-99	21	1	5	6	2	E	0	0	0
99-00	20	1	2	3	4	-1	0	0	1
TOTAL	74	5	11	16	14	-12	0	0	2
NHL TOTAL	236	22	33	55	59	-33	2	0	4

**TIM TOOKEY**  
Capitals' 4th choice (88th overall) in the 1979 Entry Draft. Traded to Quebec for Lee Norwood, Feb. 1, 1982.

#18, 8

YEAR	GP	G	A	PTS	PIM	+/-	PP	SH	GW
80-81	29	10	13	23	18	-6	6	0	1
81-82	28	8	8	16	35	-9	5	0	0
TOTAL	57	18	21	39	53	-15	11	0	1
NHL TOTAL	106	22	36	58	71	-20	11	0	1

**BRENT TREMBLAY**  
Capitals' 8th choice (127th overall) in 1977 Amateur Draft. Contract bought out, Sept. 15, 1980.

#11, 22

YEAR	GP	G	A	PTS	PIM	+/-	PP	SH	GW
78-79	1	0	0	0	0	E	0	0	0
79-80	9	1	0	1	6	1	0	0	0
TOTAL	10	1	0	1	6	1	0	0	0
NHL TOTAL	10	1	0	1	6	1	0	0	0

**JOHN TUCKER**  
Acquired from Buffalo for future considerations, Jan. 4, 1990. Traded to Buffalo for cash, July 3, 1990.

#12

YEAR	GP	G	A	PTS	PIM	+/-	PP	SH	GW
89-90	38	9	19	28	10	11	1	0	1
NHL TOTAL	656	177	259	436	285	-10	49	2	18

**ALFIE TURCOTTE**  
Acquired from Boston for Mike Millar, Oct. 2, 1989. Signed to play in Austria, May 1991.

F#39, 37, 36

YEAR	GP	G	A	PTS	PIM	+/-	PP	SH	GW
89-90	4	0	2	2	0	E	0	0	0
90-91	6	1	1	2	0	-1	0	0	1
TOTAL	10	1	3	4	0	-1	0	0	1
NHL TOTAL	112	17	29	46	49	-21	8	0	2

**BRIAN TUTT**  
Signed as a free agent, July 1989. Signed to play in Norway, July 1990.

D

#37

YEAR	GP	G	A	PTS	PIM	+/-	PP	SH	GW
89-90	7	1	0	1	2	-4	0	0	0
NHL TOTAL	7	1	0	1	2	-4	0	0	0

**ROMAN TVRDON**  
Capitals' 6th choice (132nd overall) in the 1999 Entry Draft. Became a free agent, July 1, 2004.

F

#64

YEAR	GP	G	A	PTS	PIM	+/-	PP	SH	GW
03-04	9	0	1	1	2	-3	0	0	0
NHL TOTAL	9	0	1	1	2	-3	0	0	0

**IGOR ULANOV**  
Acquired from Winnipeg with Mike Eagles for the Capitals' 3rd (later traded to Dallas-Sergei Gusev) and 5th (Brian Elder) choices in the 1995 Entry Draft, April 7, 1995.

D

#44

YEAR	GP	G	A	PTS	PIM	+/-	PP	SH	GW

**ALEXANDER URBOM**  
Claimed off waivers from New Jersey, October 3, 2013. Became a free agent, July 1, 2014.

D

#34

YEAR	GP	G	A	PTS	PIM	+/-	PP	SH	GW
13-14	20	1	1	2	19	1	0	0	0
NHL TOTAL	34	3	1	4	28	-1	0	0	1

**STEFAN USTORF**  
Capitals' 3rd choice (53rd overall) in 1992 Entry Draft. Became a free agent, July 1, 2001.

F

#16

YEAR	GP	G	A	PTS	PIM	+/-	PP	SH	GW
95-96	48	7	10	17	14	8	0	0	1
96-97	6	0	0	0	2	-3	0	0	0
TOTAL	54	7	10	17	16	5	0	0	1
NHL TOTAL	54	7	10	17	16	5	0	0	1

**CHRIS VALENTINE**  
Capitals' 10th choice (194th overall) in the 1981 Entry Draft. Released from contract, June 1, 1984.

F

#28

YEAR	GP	G	A	PTS	PIM	+/-	PP	SH	GW
81-82	60	30	37	67	92	-15	18	0	5
82-83	23	7	10	17	14	-2	1	0	1
83-84	22	6	5	11	21	-8	2	0	1
TOTAL	105	43	52	95	127	-25	21	0	7
NHL TOTAL	105	43	52	95	127	-25	21	0	7

**TREVOR VAN RIEMSDYK**  
Signed as a free agent, Oct. 10, 2020.

D

#57

YEAR	GP	G	A	PTS	PIM	+/-	PP	SH	GW
20-21	20	1	2	3	2	-1	0	0	0
21-22	72	1	16	17	40	-3	0	0	0
22-23	75	7	16	23	15	10	0	0	0
TOTAL	167	9	34	43	57	6	0	0	0
NHL TOTAL	531	24	88	112	159	16	0	0	5

**MIKE VECCHIONE**  
Signed as a free agent, Aug. 5, 2021

F

#36

YEAR	GP	G	A	PTS	PIM	+/-	PP	SH	GW
21-22	1	0	0	0	0	-1	0	0	0
TOTAL	1	0	0	0	0	-1	0	0	0
NHL TOTAL	3	0	0	0	0	-2	0	0	0

**DARREN VEITCH**  
Capitals' 1st choice (5th overall) in the 1980 Entry Draft. Traded to Detroit for John Barrett and Greg Smith, March 10, 1986.

D

#6

YEAR	GP	G	A	PTS	PIM	+/-	PP	SH	GW
80-81	59	4	21	25	46	-12	1	0	1
81-82	67	9	44	53	54	-17	5	0	1
82-83	10	0	8	8	0	-1	0	0	0
83-84	46	6	18	24	17	E	4	0	0
84-85	75	3	18	21	37	31	2	0	0
85-86	62	3	9	12	27	21	0	0	0
TOTAL	319	25	118	143	181	22	12	0	2
NHL TOTAL	511	48	209	257	296	17	24	1	5

# All-Time Player Register

**DARCY VEROT****F****#76**

Signed as a free agent, Aug. 21, 2003. Became a free agent, July 1, 2004.

YEAR	GP	G	A	PTS	PIM	+/-	PP	SH	GW
03-04	37	0	2	2	135	-6	0	0	0
NHL TOTAL	37	0	2	2	135	-6	0	0	0

**DENNIS VERVERGAERT****F****#23**

Signed as a free agent from Philadelphia, Sept. 12, 1980. Sent to Fredericton (AHL), Oct. 6, 1981.

YEAR	GP	G	A	PTS	PIM	+/-	PP	SH	GW
80-81	79	14	27	41	40	-5	2	0	2
NHL TOTAL	583	176	216	392	247	-71	42	1	22

**ALEXANDER VOLCHKOV****F****#39**

Capitals' 1st choice (4th overall) in the 1996 Entry Draft. Traded to Edmonton for future considerations, Feb. 4, 2000.

YEAR	GP	G	A	PTS	PIM	+/-	PP	SH	GW
99-00	3	0	0	0	0	-2	0	0	0
NHL TOTAL	3	0	0	0	0	-2	0	0	0

**AARON VOLPATTI****F****#24, 17**

Claimed off waivers from Vancouver, Feb. 28, 2013. Became a free agent, July 1, 2015.

YEAR	GP	G	A	PTS	PIM	+/-	PP	SH	GW
12-13	17	0	1	1	7	-2	0	0	0
13-14	41	2	0	2	49	-3	0	0	0
14-15	2	0	0	0	0	0	0	0	0
TOTAL	60	2	1	3	56	-5	0	0	0
NHL TOTAL	114	5	2	7	137	-8	0	0	0

**JAKUB VRANA****F****#13**

Capitals' 1st choice (13th overall) in the 2014 Entry Draft. Traded to Detroit along with Richard Panik, the Capitals' first choice in the 2021 NHL Entry Draft and the Capitals' second choice in the 2022 NHL Entry Draft in exchange for Anthony Mantha, April 17, 2021.

YEAR	GP	G	A	PTS	PIM	+/-	PP	SH	GW
16-17	21	3	3	6	2	2	3	0	2
17-18	73	13	14	27	12	2	1	0	2
18-19	82	24	23	47	27	20	1	0	4
19-20	69	25	24	52	18	3	1	0	6
20-21	39	11	14	25	8	9	0	0	3
TOTAL	284	76	81	157	67	36	6	0	18
NHL TOTAL	321	97	90	187	85	29	11	0	24

**HOWARD WALKER****D****#3, 24**

Signed as a free agent from North Dakota (WCHA), June 5, 1980. Traded to Calgary with George White and future considerations for Ken Houston and Pat Riggin, June 7, 1982.

YEAR	GP	G	A	PTS	PIM	+/-	PP	SH	GW
80-81	64	2	11	13	100	9	2	0	0
81-82	16	0	2	2	26	-9	0	0	0
TOTAL	80	2	13	15	126	E	2	0	0
NHL TOTAL	83	2	13	15	133	E	2	0	0

**NATHAN WALKER****F****#79**

Capitals' 3rd choice (89th overall) in the 2014 Entry Draft. Became a free agent, July 1, 2019.

YEAR	GP	G	A	PTS	PIM	+/-	PP	SH	GW
17-18	9	1	0	1	6	0	0	0	0
18-19	3	0	1	2	2	1	0	0	0
TOTAL	12	1	1	2	8	1	0	0	0
NHL TOTAL	55	11	6	17	16	-4	0	0	2

**SCOTT WALKER****F****#24**

Acquired from Carolina for a seventh-round choice in the 2010 Entry Draft, March 3, 2010. Became a free agent, July 1, 2010.

YEAR	GP	G	A	PTS	PIM	+/-	PP	SH	GW
09-10	9	2	1	3	9	1	0	0	1
NHL TOTAL	829	151	246	397	1162	-56	39	12	2

**RYAN WALTER****F****#9**

Capitals' 1st choice (2nd overall) in 1978 Amateur Draft. Traded to Montreal with Rick Green for Brian Engblom, Doug Jarvis, Rod Langway and Craig Laughlin, Sept. 9, 1982.

YEAR	GP	G	A	PTS	PIM	+/-	PP	SH	GW
78-79	69	28	28	56	70	-1	6	0	1
79-80	80	24	42	66	106	-1	12	1	1
80-81	80	24	44	68	150	-9	4	0	1
81-82	78	38	49	87	142	-3	19	1	3
TOTAL	307	114	163	277	468	-14	41	2	6
NHL TOTAL	1003	264	382	646	946	-3	96	6	23

**RYAN WALTER****F****#9**

Capitals' 1st choice (2nd overall) in 1978 Amateur Draft. Traded to Montreal with Rick Green for Brian Engblom, Doug Jarvis, Rod Langway and Craig Laughlin, Sept. 9, 1982.

YEAR	GP	G	A	PTS	PIM	+/-	PP	SH	GW
78-79	69	28	28	56	70	-1	6	0	1
79-80	80	24	42	66	106	-1	12	1	1
80-81	80	24	44	68	150	-9	4	0	1
81-82	78	38	49	87	142	-3	19	1	3
TOTAL	307	114	163	277	468	-14	41	2	6
NHL TOTAL	1003	264	382	646	946	-3	96	6	23

**JOEL WARD****F****#42**

Signed as a free agent, July 1, 2011. Signed by San Jose as a free agent, July 3, 2015.

YEAR	GP	G	A	PTS	PIM	+/-	PP	SH	GW
11-12	73	6	12	18	20	12	0	0	0
12-13	39	8	12	20	12	7	1	1	1
13-14	82	24	25	49	32	7	6	2	4
14-15	82	19	15	34	30	-4	6	0	4
TOTAL	276	57	64	121	94	22	13	3	9
NHL TOTAL	726	133	171	304	261	-2	30	9	23

**BRYAN WATSON****D****#19**

Acquired from Detroit for Greg Joly, Nov. 30, 1976. Released Feb. 15, 1979.

YEAR	GP	G	A	PTS	PIM	+/-	PP	SH	GW
76-77	56	1	14	15	91	-5	0	0	0
77-78	79	3	11	14	167	-12	0	1	0
78-79	20	0	1	1	36	-7	0	0	0
TOTAL	155	4	26	30	294	-24	0	1	0
NHL TOTAL	878	17	135	152	2212	-97	1	3	2

**MIKE WEBER****D****#6**

Acquired from Buffalo for Buffalo's 3rd pick in the 2017 Entry Draft, Feb. 23, 2016. Became a free agent on July 1, 2016.

YEAR	GP	G	A	PTS	PIM	+/-	PP	SH	GW
15-16	10	0	0	0	28	-1	0	0	0
NHL TOTAL	351	9	44	53	437	-43	0	0	0

**CASEY WELLMAN****F****#48**

Acquired from Florida for Zach Hamill, Jan. 31, 2013. Became a free agent, July 1, 2014.

YEAR	GP	G	A	PTS	PIM	+/-	PP	SH	GW
13-14	13	2	1	3	0	3	0	0	0
TOTAL	13	2	1	3	0	3	0	0	0

**PATRICK WEY****D****#56**

Capitals' 4th choice (115th overall) in the 2009 Entry Draft. Retired, July 1, 2015.

YEAR	GP	G	A	PTS	PIM	+/-	PP	SH	GW
13-14	9	0	3	3	5	0	0	0	0
TOTAL	9	0	3	3	5	0	0	0	0

**TONY WHITE****F****#26, 20**

Capitals' 10th choice (161st overall) in 1974 Amateur Draft. Became a free agent, June 1, 1978.

YEAR	GP	G	A	PTS	PIM	+/-	PP	SH	GW
74-75	5	0	2	2	0	E	0	0	0
75-76	80	25	17	42	56	-43	7	0	2
76-77	72	12	9	21	44	-15	2	1	3
77-78	1	0	0	0	0	-4	0	0	0
TOTAL	158	37	28	65					
100	-62	9	1	5					

**TRENT WHITFIELD****F****#23**

Signed as a free agent, Sept. 1, 1998. Claimed off waivers by the NY Rangers, Jan. 16, 2002. Claimed off waivers from the NY Rangers, Feb. 1, 2002. Became a free agent, July 1, 2004.

YEAR	GP	G	A	PTS	PIM	+/-	PP	SH	GW
99-00	Played 3 playoff games (0-0-0)								
00-01	61	2	4	6	35	3	0	0	0
01-02	24	0	1	1	28	-3	0	0	0
02-03	14	1	1	2	6	1	0	0	1
03-04	44	6	5	11	14	-2	0	1	2
TOTAL	143	9	11	20	83	-1	0	1	3
NHL TOTAL	193	11	18	29	104	-3	1	1	3

**DOUG WICKENHEISER****F****#18**

Signed as a free agent, Feb. 28, 1989. Released following 1989-90 season.

YEAR	GP	G	A	PTS	PIM	+/-	PP	SH	GW
88-89	16	2	5	7	4	E	1	0	0
89-90	27	1	8	9	20	1	0	0	0
TOTAL	43	3	13	16	24	1	1	0	0
NHL TOTAL	556	111	165	276	286	41	17	6	16

# All-Time Player Register

## DENNIS WIDEMAN

D

#6

Acquired from Florida for Jake Hauswirth and a 2011 3rd-round pick, Feb. 28, 2011. Traded to Calgary for Jordan Henry and Calgary's 5th choice in the 2013 NHL Draft, June 27, 2012.

YEAR	GP	G	A	PTS	PIM	+/-	PP	SH	GW
10-11	14	1	6	7	6	7	1	0	0
11-12	82	11	35	46	46	-8	4	0	3
TOTAL	96	12	40	53	52	-1	5	0	3
NHL TOTAL	815	99	288	387	503	-72	55	2	15

## JUSTIN WILLIAMS

F

#14

Signed as a free agent, July 1, 2015. Signed as free agent by Carolina, July 1, 2017

YEAR	GP	G	A	PTS	PIM	+/-	PP	SH	GW
15-16	82	22	30	52	36	15	3	0	3
16-17	80	24	24	48	50	14	5	0	4
TOTAL	162	46	54	100	86	29	8	0	7
NHL TOTAL	1,264	320	477	797	766	110	74	6	44

## TOMMY WILLIAMS

F

#14

Signed from New England (WHA) prior to 1974-75 season. Retired, Dec. 24, 1975.

YEAR	GP	G	A	PTS	PIM	+/-	PP	SH	GW
74-75	73	22	36	58	12	-48	7	2	1
75-76	34	8	13	21	6	-33	2	0	0
TOTAL	107	30	49	79	18	-81	9	2	1
NHL TOTAL	663	161	269	430	177	-104	24	2	16

## BRIAN WILLISIE

F

#24

Claimed from Colorado in waiver draft, Oct. 3, 2003. Became a free agent July 1, 2006. Signed as a free agent July 13, 2010. Became a free agent, July 1, 2011.

YEAR	GP	G	A	PTS	PIM	+/-	PP	SH	GW
03-04	49	10	5	15	18	-7	1	1	1
05-06	82	19	22	41	77	-19	8	1	2
10-11	1	0	1	1	0	E	0	0	0
TOTAL	132	29	28	57	95	-26	9	2	3
NHL TOTAL	381	52	57	109	217	-57	13	2	5

## TOM WILSON

F

#43

Capitals' 1st choice (16th overall) in the 2012 Entry Draft.

YEAR	GP	G	A	PTS	PIM	+/-	PP	SH	GW
13-14	82	3	7	10	151	1	1	0	0
14-15	67	4	13	17	172	-1	0	0	0
15-16	82	7	16	23	163	3	0	0	1
16-17	82	7	12	19	133	9	0	0	0
17-18	78	14	21	35	187	10	0	1	1
18-19	63	22	18	40	128	11	3	2	2
19-20	68	21	23	44	93	-3	5	1	5
20-21	47	13	20	33	96	1	4	1	4
21-22	78	24	28	52	98	13	4	2	5
22-23	33	13	9	22	78	-13	4	0	1
TOTAL	680	128	167	295	1299	31	21	7	19

## DANIEL WINNIK

F

#26

Acquired from Toronto with Toronto's 5th pick in the 2016 Entry Draft for Brooks Laich, Connor Carrick and Washington's 2nd pick in the 2016 Entry Draft, Feb. 28, 2015. Became a free agent, July 1, 2017.

YEAR	GP	G	A	PTS	PIM	+/-	PP	SH	GW
15-16	20	2	3	5	22	7	0	0	0
16-17	72	12	13	25	49	15	0	2	3
TOTAL	92	14	16	30	71	22	0	2	3
NHL TOTAL	798	82	169	251	367	52	2	7	11

## BRENDAN WITT

D

#19

Capitals' 1st choice (11th overall) in the 1993 Entry Draft. Traded to Nashville for Kris Beech and Nashville's 1st choice in the 2006 Entry Draft (Semyon Varlamov), March 9, 2006.

YEAR	GP	G	A	PTS	PIM	+/-	PP	SH	GW
95-96	48	2	3	5	85	-4	0	0	1
96-97	44	3	2	5	88	-20	0	0	0
97-98	64	1	7	8	112	-11	0	0	0
98-99	54	2	5	7	87	-6	0	0	0
99-00	77	1	7	8	114	5	0	0	0
00-01	72	3	3	6	101	2	0	0	0
01-02	68	3	7	10	78	-1	0	0	0
02-03	69	2	9	11	106	12	0	0	0
03-04	72	2	10	12	123	-22	0	0	0
05-06	58	1	10	11	141	-5	0	0	0
TOTAL	626	20	63	83	1035	-50	0	0	1
NHL TOTAL	890	25	96	121	1424	-91	0	0	2

## WOJTEK WOLSKI

F

#17

Signed as a free agent, July 11, 2012. Signed to play in Russia, May 2013.

YEAR	GP	G	A	PTS	PIM	+/-	PP	SH	GW
12-13	27	4	5	9	6	1	0	0	2
NHL TOTAL	451	99	168	267	113	17	18	1	19

## JASON WOOLLEY

D

#29, 25

Washington's 4th choice (61st overall) in the 1989 Entry Draft. Signed as a free agent by Florida, Feb. 16, 1995.

YEAR	GP	G	A	PTS	PIM	+/-	PP	SH	GW
91-92	1	0	0	0	0	1	0	0	0
92-93	26	0	2	2	10	3	0	0	0
93-94	10	1	2	3	4	2	0	0	0
TOTAL	37	1	4	5	14	6	0	0	0
NHL TOTAL	718	68	246	314	430	65	26	0	15

## TERRY YAKE

F

#25

Claimed off waivers, Jan. 18, 2000. Became a free agent, July 1, 2001.

YEAR	GP	G	A	PTS	PIM	+/-	PP	SH	GW
99-00	35	6	5	11	12	2	1	0	1
00-01	12	0	3	3	8	E	0	0	0
TOTAL	47	6	8	14	20	2	1	0	1
NHL TOTAL	403	77	120	197	220	-3	19	2	18

## NOLAN YONKMAN

D

#40

Capitals' 5th choice (37th overall) in the 1999 Entry Draft. Became a free agent, July 1, 2006.

YEAR	GP	G	A	PTS	PIM	+/-	PP	SH	GW
01-02	11	1	0	1	4	3	0	0	0
03-04	1	0	0	0	0	E	0	0	0
05-06	38	0	7	7	86	1	0	0	0
TOTAL	50	1	7	8	90	4	0	0	0
NHL TOTAL	66	1	8	9	129	9	0	0	0

## RICHARD ZEDNIK

F

#44, 20

Washington's 10th choice (249th overall) in the 1994 Entry Draft. Traded to Montreal with Jan Bulis and the Capitals' 1st choice in the 2001 Entry Draft (Alexander Perezhgin) for Trevor Linden, Dainius Zubrus and Washington's 2nd choice in the 2001 Entry Draft (traded to Tampa Bay-Andreas Holmqvist), March 13, 2001. Acquired from Montreal for Washington's 3rd choice in the 2007 Entry Draft (Olivier Fortier), July 12, 2006. Traded to NY Islanders for the Islanders' 2nd choice in the 2007 Entry Draft (Theo Ruth), Feb. 26, 2007.

YEAR	GP	G	A	PTS	PIM	+/-	PP	SH	GW
95-96	1	0	0	0	0	E	0	0	0
96-97	11	2	1	3	4	-5	1	0	0
97-98	65	17	9	26	28	-2	2	0	2
98-99	49	9	8	17	50	-6	1	0	2
99-00	69	19	16	35	54	6	1	0	2
00-01	62	16	19	35	61	-2	4	0	3
06-07	32	6	12	18	16	-4	1	0	1
TOTAL	289	69	65	134	213	-13	10	0	12
NHL TOTAL	745	200	179	379	563	-16	46	0	37

## ROB ZETTLER

D

#24

Signed as a free agent, Sept. 7, 1999. Became a free agent, July 1, 2002. Retired, August 2002.

YEAR	GP	G	A	PTS	PIM	+/-	PP	SH	GW
99-00	12	0	2	2	19	-1	0	0	0
00-01	29	0	4	4	55	0	0	0	0
01-02	49	1	4	5	56	3	0	0	0
TOTAL	90	1	10	11	130	2	0	0	0
NHL TOTAL	569	5	65	70	920	-121	0	0	0

## PETER ZEEL

F

#25

Acquired from St. Louis with Mike Lalor for Geoff Courtnall, July 13, 1990. Traded to Toronto with Bob Rouse for Al Iafraze, Jan. 16, 1991.

YEAR	GP	G	A	PTS	PIM	+/-	PP	SH	GW
90-91	20	7	5	12	10	-13	6	0	0
NHL TOTAL	873	219	389	608	435	39	65	3	37

## DAINIUS ZUBRUS

F

#9

Acquired from Montreal with Trevor Linden and New Jersey's 2nd choice in the 2001 Entry Draft (later traded to Tampa Bay-Andreas Holmqvist) for Richard Zednik, Jan Bulis and the Capitals' 1st choice in the 2001 Entry Draft (Alexander Perezhgin), March 13, 2001. Traded to Buffalo with Timo Helbling for Jiri Novotny and Buffalo's 1st choice in the 2007 Entry Draft (later traded to San Jose-Nick Petrecki).

YEAR	GP	G	A	PTS	PIM	+/-	PP	SH	GW
00-01	12	1	1	2	7	-4	1	0	0
01-02	71	17	26	43	38	5	5	0	3
02-03	63	13	22	35	43	15	2	0	0
03-04	54	12	15	27	38	-16	6	1	2
05-06	71	23	34	57	84	3	13	0	5
06-07	60	20	32	52	50	-16	9	0	4
TOTAL	331	86	130	216	260	-13	36	1	14
NHL TOTAL	1,293	228	363	591	791	1	55	5	38

# All-Time Goaltender Register

## JOHN ADAMS

#30, 32

Purchased from San Diego (CHL), July 10, 1974. Became free agent, June 1, 1975.

YEAR	GP	MIN	GA	SO	GAA	W-L-T
74-75	8	400	46	0	6.90	0-7-0
NHL TOTAL	22	1180	85	1	4.32	9-10-1

## CRAIG ANDERSON

#30

Signed as a free agent, Jan. 14, 2021. Became free agent, July 28, 2021

YEAR	GP	MIN	GA	SO	GAA	W-L-T-OT
20-21	4	169	6	0	2.13	2-1-0
TOTAL	4	169	6	0	2.13	2-1-0
NHL TOTAL	683	38738	1840	42	2.85	308-264-2-69

## DON BEAUPRE

#35, 33

Acquired from Minnesota for the draft rights to Claudio Scremin, Nov. 1, 1988. Traded to Ottawa for the Senators' 5th choice in the 1995 Entry Draft (Benoit Gratton), Jan. 18, 1995.

YEAR	GP	MIN	GA	SO	GAA	W-L-T
88-89	11	578	28	1	2.91	5-4-0
89-90	48	2793	150	2	3.22	23-18-5
90-91	45	2572	113	5	2.64	20-18-3
91-92	54	3108	166	1	3.20	29-17-6
92-93	58	3282	181	1	3.31	27-23-5
93-94	53	2853	135	2	2.84	24-16-8
TOTAL	269	15186	773	12	3.05	128-96-27
NHL TOTAL	667	37396	2151	17	3.45	268-277-75

## JIM BEDARD

#1, 31

Capitals' 6th choice (91st overall) in 1976 Amateur Draft. Became free agent, Nov. 19, 1979.

YEAR	GP	MIN	GA	SO	GAA	W-L-T
77-78	43	2492	152	1	3.66	11-23-7
78-79	30	1740	126	0	4.35	6-17-6
TOTAL	73	4232	278	1	3.94	17-40-13
NHL TOTAL	73	4232	278	1	3.94	17-40-13

## MICHEL BELHUMEUR

#31, 30, 35

Acquired in 1974 Expansion Draft (2nd pick) from Philadelphia. Became free agent, June 1976.

YEAR	GP	MIN	GA	SO	GAA	W-L-T
74-75	35	1813	162	0	5.36	0-24-3
75-76	7	377	32	0	5.09	0-5-1
TOTAL	42	2190	194	0	5.32	0-29-4
NHL TOTAL	65	3306	254	0	4.61	9-36-7

## CRAIG BILLINGTON

#1

Acquired from Colorado for future considerations July 16, 1999. Released Dec. 19, 2002.

YEAR	GP	MIN	GA	SO	GAA	W-L-T
99-00	13	611	28	2	2.75	3-6-1
00-01	12	660	27	0	2.45	3-5-2
01-02	17	710	36	0	3.04	4-5-3
02-03	5	217	17	0	4.70	1-3-1
TOTAL	47	2198	108	2	2.95	11-19-7
NHL TOTAL	332	17097	1034	9	3.63	110-149-31

## ROLLIE BOUTIN

#35, 1

Capitals' 7th choice (111th overall) in the 1977 Amateur Draft. Traded to Minnesota with Wes Jarvis for Robbie Moore and future considerations, Aug. 4, 1982.

YEAR	GP	MIN	GA	SO	GAA	W-L-T
78-79	2	90	10	0	6.67	0-1-0
79-80	18	927	54	0	3.50	7-7-1
80-81	2	120	11	0	5.50	0-2-0
TOTAL	22	1137	75	0	3.96	7-10-1
NHL TOTAL	22	1137	75	0	3.96	7-10-1

## MARTIN BROCHU

#1

Acquired from Montreal for future considerations, March 15, 1996. Became free agent, July 1, 1999.

YEAR	GP	MIN	GA	SO	GAA	W-L-T
98-99	2	120	6	0	3.00	0-2-0
NHL TOTAL	9	369	22	0	3.58	0-5-0

## JIM CAREY

#30

Capitals' 2nd choice (32nd overall) in 1992 Entry Draft. Traded to Boston with Jason Allison, Anson Carter and the Capitals' 3rd choice in the 1997 Entry Draft (Lee Goren) for Adam Oates, Bill Ranford and Rick Tocchet, March 1, 1997.

YEAR	GP	MIN	GA	SO	GAA	W-L-T
94-95	28	1604	57	4	2.13	18-6-3
95-96	71	4069	153	9	2.26	35-24-9
96-97	40	2293	105	1	2.75	17-18-3
TOTAL	139	7966	315	14	2.37	70-48-15
NHL TOTAL	172	9668	416	16	2.58	79-65-16

## FREDERIC CASSIVI

#30, 35

Signed as a free agent, Aug. 11, 2005. Became a free agent, July 1, 2008.

YEAR	GP	MIN	GA	SO	GAA	W-L-OT
05-06	1	59	4	0	4.07	0-1-0
06-07	4	139	6	0	2.59	0-1-1
TOTAL	5	198	10	0	3.04	0-2-1
NHL TOTAL	13	628	38	0	3.63	3-6-1

## SEBASTIEN CHARPENTIER

#35

Capitals' 4th choice in the 1995 Entry Draft. Became a free agent, July 1, 2004.

YEAR	GP	MIN	GA	SO	GAA	W-L-T
01-02	2	122	5	0	2.46	1-1-0
02-03	17	859	40	0	2.79	5-7-1
03-04	7	369	21	0	3.41	0-6-0
TOTAL	26	1350	66	0	2.93	6-14-1
NHL TOTAL	26	1350	66	0	2.93	6-14-1

## PHEONIX COPLEY

#1

Acquired from St. Louis along with Kevin Shattenkirk for Zach Sanford, Brad Malone, a 2017 first round pick and a conditional pick, Feb. 28, 2017. Became a free agent, July 13, 2022.

YEAR	GP	MIN	GA	SO	GAA	W-L-OT
18-19	27	1529	74	1	2.90	16-7-3
21-22	2	96	5	0	3.11	0-1-0
TOTAL	29	1625	79	1	2.92	16-8-3
NHL TOTAL	31	1709	85	1	2.98	16-9-3

## ROGER CROZIER

#31

Signed as a free agent, Jan. 1, 1977. Retired, April 1977.

YEAR	GP	MIN	GA	SO	GAA	W-L-T
76-77	3	103	2	0*	1.17	1-0-0
NHL TOTAL	518	28567	1446	30	3.04	206-197-70

\*Shared shutout with Ron Low

## BYRON DAFEO

#35

Capitals' 2nd choice (35th overall) in 1989 Entry Draft. Traded to Los Angeles with Dmitri Khristich for the Kings' 1st choice (Alexander Volchikov) and the Stars' 4th choice (Justin Davis) in the 1996 Entry Draft, July 8, 1995.

YEAR	GP	MIN	GA	SO	GAA	W-L-T
92-93	1	1	0	0	0.00	0-0-0
93-94	5	230	13	0	3.39	2-2-0
94-95	4	187	11	0	3.53	1-1-1
TOTAL	10	418	24	0	3.44	3-3-1
NHL TOTAL	415	23478	1051	26	2.69	171-170-56

## ZACH FUCELE

#31

Signed as a free agent, Aug. 19, 2020.

YEAR	GP	MIN	GA	SO	GAA	W-L-T
21-22	4	171	5	1	1.75	1-1-1
TOTAL	4	171	5	1	1.75	1-1-1

## PHILIPP GRUBAUER

#31

Capitals' fourth-round choice, 112th overall, in the 2010 Entry Draft. Traded to Colorado along with Brooks Orpik for a 2018 second-round pick (Kody Clark), June 22, 2018.

YEAR	GP	MIN	GA	SO	GAA	W-L-OT
12-13	2	84	5	0	3.57	0-1-0
13-14	17	883	35	0	2.38	6-5-0
14-15	1	65	2	0	1.85	1-0-0
15-16	22	1111	43	0	2.32	8-9-1
16-17	24	1265	43	3	2.04	13-6-2
17-18	35	1865	73	3	2.35	15-10-3
TOTAL	101	5273	201	6	2.29	43-31-11
NHL TOTAL	269	14829	621	20	2.51	127-92-26

## JAROSLAV HALAK

#41

Acquired with a 3rd-round 2015 Entry Draft pick from Buffalo in exchange for Michal Neuvirth and Rostislav Klesla, March 5, 2014. Traded to NY Islanders for a fourth-round pick in the 2014 NHL Draft (Igor Shesterkin), May 1, 2014.

YEAR	GP	MIN	GA	SO	GAA	W-L-OT
13-14	12	701	27	1	2.31	4-4-0
NHL TOTAL	556	31849	1324	52	2.48	285-180-64

## COREY HIRSCH

#34

Signed as a free agent, Oct. 27, 2000. Became a free agent, July 2002.

YEAR	GP	MIN	GA	SO	GAA	W-L-T
00-01	1	20	0	0	0.00	1-0-0
NHL TOTAL	108	5775	301	4	3.13	34-45-14

# All-Time Goaltender Register

## BRADEN HOLTBY

#70

Capitals' 4th choice (93rd overall) in the 2008 NHL Entry Draft. Became a free agent, Oct. 9, 2020.

YEAR	GP	MIN	GA	SO	GAA	W-L-OT
10-11	14	736	22	2	1.79	10-2-2
11-12	7	361	15	1	2.49	4-2-1
12-13	36	2089	15	1	2.49	4-2-1
13-14	48	2656	126	4	2.85	23-15-4
14-15	73	4247	157	9	2.22	41-20-10
15-16	66	3841	141	3	2.20	48-9-7
16-17	63	3680	127	9	2.07	42-13-6
17-18	54	3068	153	0	2.99	34-16-4
18-19	59	3407	160	3	2.82	32-19-5
19-20	48	2744	142	0	3.11	25-14-6
TOTAL	468	26829	1133	35	2.53	282-122-46
NHL TOTAL	513	29408	1271	35	2.59	299-143-50

## JIM HRIVNAK

#35, 39

Capitals' 4th choice (61st overall pick) in the 1986 Entry Draft. Traded to Winnipeg for Rick Tabaracci, March 22, 1993.

YEAR	GP	MIN	GA	SO	GAA	W-L-T
89-90	11	609	36	0	3.55	5-5-0
90-91	9	432	26	0	3.61	4-2-1
91-92	12	605	35	0	3.47	6-3-0
92-93	27	1421	83	0	3.50	13-9-2
TOTAL	59	3067	180	0	3.52	28-19-3
NHL TOTAL	85	4217	262	0	3.73	34-30-3

## CRISTOBAL HUET

#38

Acquired from Montreal for Anaheim's 2nd choice in the 2009 Entry Draft. Became a free agent, July 1, 2008.

YEAR	GP	MIN	GA	SO	GAA	W-L-OT
07-08	13	771	21	2	1.63	11-2-0
NHL TOTAL	272	15260	625	24	2.46	129-90-36

## GARY INNESS

#31

Signed as a free agent, Dec. 19, 1978. Retired following 1980-81 season.

YEAR	GP	MIN	GA	SO	GAA	W-L-T
78-79	37	2107	130	0	3.70	14-14-8
79-80	14	727	44	0	3.63	2-9-2
80-81	3	180	9	0	3.00	0-1-2
TOTAL	54	3014	183	0	3.64	16-24-12
NHL TOTAL	162	8710	494	2	3.40	58-61-27

## AL JENSEN

#35

Acquired from Detroit for Mark Lofthouse, July 23, 1981. Traded to Los Angeles for Garry Galley, Feb. 14, 1987.

YEAR	GP	MIN	GA	SO	GAA	W-L-T
81-82	26	1274	81	0	3.81	8-8-4
82-83	40	2358	135	1	3.44	22-12-6
83-84	43	2414	117	4	2.91	25-13-3
84-85	14	803	34	1	2.54	10-3-1
85-86	44	2437	129	2	3.18	28-9-3
86-87	6	328	27	0	4.94	1-3-1
TOTAL	173	9614	523	8	3.26	94-48-18
NHL TOTAL	179	9974	557	8	3.35	95-53-18

## BRENT JOHNSON

#1

Claimed off waivers from Vancouver, Oct. 4, 2005. Became a free agent, July 1, 2009.

YEAR	GP	MIN	GA	SO	GAA	W-L-OT
05-06	26	1413	81	1	3.44	9-12-1
06-07	30	1644	99	0	3.61	6-15-7
07-08	19	1032	46	0	2.67	7-8-2
08-09	21	1131	53	0	2.81	12-6-2
TOTAL	96	5220	279	1	3.21	34-41-12
NHL TOTAL	309	16,978	744	14	2.63	140-112-31

## OLIE KOLZIG

#31, 35, 37

Capitals' 1st choice (19th overall) in the 1989 Entry Draft. Became a free agent, July 1, 2008.

YEAR	GP	MIN	GA	SO	GAA	W-L-T
89-90	2	120	12	0	6.00	0-2-0
92-93	1	20	2	0	6.00	0-0-0
93-94	7	224	20	0	5.36	0-3-0
94-95	14	724	30	0	2.49	2-8-2
95-96	18	897	46	0	3.08	4-8-2
96-97	29	1645	71	2	2.59	8-15-4
97-98	64	3788	139	5	2.20	33-18-10
98-99	64	3586	154	4	2.58	26-31-3
99-00	73	4371	163	5	2.24	41-20-11
00-01	72	4279	177	5	2.48	37-26-8
01-02	71	4131	192	6	2.79	31-29-8
02-03	66	3894	156	4	2.40	33-25-6
03-04	63	3738	180	2	2.89	19-35-9
05-06	59	3506	206	0	3.53	20-28-11
06-07	54	3184	159	1	3.00	22-24-6
07-08	54	3153	153	1	2.91	25-21-6
TOTAL	711	41259	1860	35	2.70	301-293-86
NHL TOTAL	719	41671	1885	35	2.71	303-297-87

## DARCY KUEMPER

#35

Signed as a free agent, July 13, 2022.

YEAR	GP	MIN	GA	SO	GAA	W-L-T
22-23	57	3224	154	5	2.87	22-26-7
NHL TOTAL	356	20084	852	30	2.55	165-121-43

## CHARLIE LINDGREN

#79

Signed as a free agent, July 13, 2022.

YEAR	GP	MIN	GA	SO	GAA	W-L-T
22-23	31	1692	86	0	3.05	13-11-3
NHL TOTAL	60	3379	163	2	2.89	28-23-5

## MIKE LIUT

#1

Acquired from Hartford for Yvon Corriveau, March 6, 1990. Became a free agent, June 1, 1992.

YEAR	GP	MIN	GA	SO	GAA	W-L-T
89-90	8	478	17	1	2.13	4-4-0
90-91	35	1834	114	0	3.73	13-16-3
91-92	21	1123	70	1	3.74	10-7-2
TOTAL	64	3435	201	2	3.51	27-27-5
NHL TOTAL	664	38215	2221	25	3.49	294-271-74

## RON LOW

#1, 30

Acquired in the 1974 Expansion Draft (1st pick) from Toronto. Signed by Detroit as a free agent, Aug. 17, 1977. (Agreed compensation: Walt McKechnie, Detroit's 3rd choice in the 1978 Amateur Draft – John Johnston – and its 2nd choice in the 1979 Entry Draft – Errol Rausse; Washington sent its 3rd choice in the 1979 Entry Draft – Boris Fistric – to Detroit.)

YEAR	GP	MIN	GA	SO	GAA	W-L-T
74-75	48	2587	235	1	5.45	8-36-2
75-76	43	2289	208	0	5.45	6-31-2
76-77	54	2918	188	0*	3.87	16-27-5
TOTAL	145	7795	631	1	4.86	30-94-9
NHL TOTAL	382	20502	1463	4	4.28	102-203-38

\* Shared shutout with Roger Crozier

## CLINT MALARCHUK

#30

Acquired from Quebec with Dale Hunter for Gaetan Duchesne, Alan Haworth and Washington's 1st choice in the 1987 Entry Draft (Joe Sakic), June 13, 1987. Traded to Buffalo with Grant Ledyard and the Capitals' 6th choice in the 1991 Entry Draft (Brian Holzinger) for Calle Johansson and Buffalo's 2nd choice in the 1989 Entry Draft (Byron Dafeo), March 7, 1989.

YEAR	GP	MIN	GA	SO	GAA	W-L-T
87-88	54	2926	154	4	3.16	24-20-4
88-89	42	2428	141	1	3.48	16-18-7
TOTAL	96	5354	295	5	3.31	40-38-11
NHL TOTAL	338	19030	1100	12	3.47	141-130-45

## BOB MASON

#31

Signed as a free agent from the US Olympic Team, Feb. 21, 1984. Signed as a free agent by Chicago, June 12, 1988. Acquired from Quebec for future considerations, June 17, 1989. Became a free agent, June 1, 1990.

YEAR	GP	MIN	GA	SO	GAA	W-L-T
83-84	2	120	3	0	1.50	2-0-0
84-85	12	661	31	1	2.81	8-2-1
85-86	1	16	0	0	0.00	1-0-0
86-87	45	2536	137	0	3.24	20-18-5
89-90	16	822	48	0	3.50	4-9-1
TOTAL	76	4155	219	1	3.16	35-29-7
NHL TOTAL	145	7988	500	1	3.76	55-65-16

# All-Time Goaltender Register

## ROBBIE MOORE

#39

Acquired from Minnesota with future considerations for Rollie Boutin and Wes Jarvis, Aug. 4, 1982. Became a free agent, June 1, 1983.

YEAR	GP	MIN	GA	SO	GAA	W-L-T
82-83	1	20	1	0	3.00	0-1-0
NHL TOTAL	6	257	8	2	1.87	3-1-4

## MICHAL NEUVIRTH

#30

Capitals' 3rd choice (34th overall) in 2006 Entry Draft. Traded to Buffalo with Rostislav Klesla for Jaroslav Halak and a third-round pick (Robin Kovacs) in the 2015 NHL Draft, March 5, 2014.

YEAR	GP	MIN	GA	SO	GAA	W-L-OT
08-09	5	220	11	0	3.00	2-1-0
09-10	17	872	40	0	2.75	9-4-0
10-11	48	2689	110	4	2.45	27-12-4
11-12	38	2020	95	3	2.82	13-13-5
12-13	13	723	33	0	2.74	4-5-2
13-14	13	767	36	0	2.82	4-6-2
NHL TOTAL	257	13852	626	11	2.71	105-93-26

## MAXIME OUELLET

#33

Acquired from Philadelphia with the Flyers' 1st (later traded to Dallas-Martin Vagner), 2nd (Maxime Daigneault) and 3rd (Derek Krestanovich) choices in the 2002 Entry Draft for Adam Oates, March 19, 2002. Traded to Vancouver for the Canucks' 5th choice in the 2006 Entry Draft (later traded to NY Rangers-Tomas Zaborsky), Dec. 2, 2006.

YEAR	GP	MIN	GA	SO	GAA	W-L-T
03-04	6	365	19	1	3.12	2-3-1
NHL TOTAL	12	663	34	1	3.08	2-6-2

## MIKE PALMATEER

#29

Acquired from Toronto with Maple Leafs' 3rd choice in the 1980 Entry Draft (Torrie Robertson) for Robert Picard, Tim Coulis and Washington's 2nd choice in the 1980 Entry Draft (Bob McGill), June 11, 1980. Traded to Toronto for future considerations, Sept. 9, 1982.

YEAR	GP	MIN	GA	SO	GAA	W-L-T
80-81	49	2679	172	2	3.85	18-19-9
81-82	11	584	47	0	4.83	2-7-2
TOTAL	60	3263	219	2	4.03	20-26-11
NHL TOTAL	356	20131	1183	17	3.53	149-138-52

## DAVE PARRO

#30

Acquired from Quebec for Nelson Burton, June 15, 1979. Released from contract, June 1, 1984.

YEAR	GP	MIN	GA	SO	GAA	W-L-T
80-81	18	811	49	1	3.63	4-7-2
81-82	52	2942	206	1	4.20	16-26-7
82-83	6	261	19	0	4.37	1-3-1
83-84	1	1	0	0	0.00	0-0-0
TOTAL	77	4015	274	2	4.09	21-36-10
NHL TOTAL	77	4015	274	2	4.09	21-36-10

## JUSTIN PETERS

#35

Signed as a free agent, July 1, 2014. Became a free agent, July 1, 2015.

YEAR	GP	MIN	GA	SO	GAA	W-L-T
14-15	12	647	35	0	3.25	3-6-0
NHL TOTAL	83	4,483	230	3	3.08	25-38-9

## PETE PEETERS

#1

Acquired from Boston for Pat Riggins, Nov. 14, 1985. Became a free agent, June 1989.

YEAR	GP	MIN	GA	SO	GAA	W-L-T
85-86	34	2021	113	1	3.35	19-11-3
86-87	37	2002	107	0	3.21	17-11-4
87-88	35	1896	88	2	2.78	14-12-5
88-89	33	1854	88	4	2.85	20-7-3
TOTAL	139	7773	396	7	3.06	70-41-15
NHL TOTAL	489	27699	1424	21	3.08	246-155-51

## BILL RANFORD

#30

Acquired from Boston with Adam Oates and Rick Tocchet for Jim Carey, Anson Carter, Jason Allison and Washington's 3rd choice in the 1997 Entry Draft (Lee Goren), March 1, 1997. Traded to Tampa Bay in exchange for Tampa's 3rd choice in the 1998 Entry Draft (Todd Hornung), June 17, 1998.

YEAR	GP	MIN	GA	SO	GAA	W-L-T
96-97	18	1009	46	0	2.74	8-7-2
97-98	22	1183	55	0	2.79	7-12-2
TOTAL	40	2192	101	0	2.76	15-19-4
NHL TOTAL	647	35936	2042	15	3.41	240-279-76

## ALAIN RAYMOND

#31

Capitals' 8th choice (224th overall) in the 1983 Entry Draft. Became a free agent, June 1990.

YEAR	GP	MIN	GA	SO	GAA	W-L-T
87-88	1	40	2	0	3.00	0-1-0
NHL TOTAL	1	40	2	0	3.00	0-1-0

## PAT RIGGIN

#1

Acquired from Calgary with Ken Houston for Howard Walker, George White, Quebec's 6th choice in the 1982 Entry Draft (Mats Kihlstrom), the Capitals' 3rd choice in the 1983 Entry Draft (Perry Berezan) and the Capitals' 2nd choice in the 1984 Entry Draft (Paul Ranheim), June 9, 1982. Traded to Boston for Pete Peeters, Nov. 14, 1985.

YEAR	GP	MIN	GA	SO	GAA	W-L-T
82-83	38	2161	121	0	3.36	16-9-9
83-84	41	2299	102	4	2.66	21-14-2
84-85	57	3388	168	2	2.98	28-20-7
85-86	7	369	23	0	3.74	2-3-1
TOTAL	143	8217	414	6	3.02	67-46-19
NHL TOTAL	350	19872	1135	11	3.43	153-120-52

## MIKE ROSATI

#40

Signed as a free agent on July 15, 1998. Became a free agent, July 1, 1999.

YEAR	GP	MIN	GA	SO	GAA	W-L-T
98-99	1	28	0	0	0.00	1-0-0
NHL TOTAL	1	28	0	0	0.00	1-0-0

## ILYA SAMSONOV

#30

Capitals' 1st choice (22nd overall) in the 2015 NHL Draft. Became a free agent, July 11, 2022.

YEAR	GP	MIN	GA	SO	GAA	W-L-T
19-20	26	1412	60	1	2.55	16-6-2
20-21	19	1093	49	2	2.69	13-4-1
21-22	44	2362	119	3	3.02	23-12-5
NHL TOTAL	89	4866	228	6	2.81	52-22-8

## GARY SMITH

#1

Signed as a free agent from Minnesota, Sept. 3, 1977. Sold to Minnesota, Feb. 19, 1978.

YEAR	GP	MIN	GA	SO	GAA	W-L-T
77-78	17	980	68	0	4.16	2-12-3
NHL TOTAL	532	29619	1675	26	3.39	173-261-74

## RASTISLAV STANA

#1

Capitals' 8th choice (193rd overall) in the 1998 Entry Draft. Became a free agent, July 1, 2004.

YEAR	GP	MIN	GA	SO	GAA	W-L-T
03-04	6	211	11	0	3.13	1-2-0
NHL TOTAL	6	211	11	0	3.13	1-2-0

## WAYNE STEPHENSON

#35

Acquired from Philadelphia for Washington's 3rd choice in the 1981 Entry Draft (Barry Tabobondung), Aug. 16, 1979. Retired following the 1980-81 season for medical reasons.

YEAR	GP	MIN	GA	SO	GAA	W-L-T
79-80	56	3146	187	0	3.57	18-24-10
80-81	20	1010	66	1	3.92	4-7-5
TOTAL	76	4156	253	1	3.65	22-31-15
NHL TOTAL	328	18343	937	14	3.06	146-103-49

## RICK TABARACCI

#31

Acquired from Winnipeg for Jim Hrivnak, March 22, 1993. Traded to Calgary for the Flames' 5th choice in the 1995 Entry Draft (Joel Cort), April 7, 1995. Re-acquired from Calgary for future considerations, Aug. 7, 1998.

YEAR	GP	MIN	GA	SO	GAA	W-L-T
92-93	6	343	10	2	1.75	3-2-0
93-94	32	1770	91	2	3.08	13-14-2
94-95	8	394	16	0	2.44	1-3-2
98-99	23	1193	50	2	2.51	4-12-3
TOTAL	69	3700	157	6	2.55	21-31-7
NHL TOTAL	286	15255	760	15	2.99	93-125-30

## JOSE THEODORE

#60

Signed as a free agent, July 1, 2008. Became a free agent, July 1, 2010.

YEAR	GP	MIN	GA	SO	GAA	W-L-OT
08-09	57	3287	157	2	2.87	32-17-5
09-10	47	2586	121	1	2.81	30-7-7
TOTAL	104	5873	278	3	2.84	62-24-12
NHL TOTAL	648	36,606	1,635	33	2.38	286-254-30

## VITEK VANECEK

#41

Capitals' 2nd choice (39th overall) in the 2014 NHL Entry Draft. Traded to New Jersey along with Washington's 2nd round choice for the Devil's 2nd round (Ryan Chesley) and 3rd round (Alexander Suzdalev) choice in the 2022 NHL Draft.

YEAR	GP	MIN	GA	SO	GAA	W-L-T
20-21	37	2116	95	2	2.69	21-10-4
21-22	42	2318	103	4	2.67	20-12-6
NHL TOTAL	79	4433	198	6	2.68	41-22-10

# All-Time Goaltender Register

## SEMYON VARLAMOV

#40, 1

Capitals' 2nd choice (23rd overall) in 2006 Entry Draft. Traded to Colorado for a first round pick in the 2012 NHL Entry Draft (Filip Forsberg) and Boston's second round pick in the 2012 NHL Entry Draft (traded to Dallas, selected Mike Winther), July 1, 2011.

YEAR	GP	MIN	GA	SO	GAA	W-L-OT
08-09	6	329	13	0	2.37	4-0-1
09-10	26	1527	65	2	2.55	15-4-6
10-11	27	1560	58	2	2.23	11-9-5
TOTAL	59	3416	136	4	2.39	30-13-12
NHL TOTAL	560	32098	1414	36	2.64	261-211-62

## TOMAS VOKOUN

#29

Signed as a free agent, July 2, 2011. Traded to Pittsburgh in exchange for Pittsburgh's 7th choice in the 2012 Entry Draft (Sergey Kostenko), June 4, 2012.

YEAR	GP	MIN	GA	SO	GAA	W-L-OT
11-12	48	2,583	108	4	2.51	25-17-2
NHL TOTAL	700	39,694	1,688	51	2.55	300-288-35

## BERNIE WOLFE

#30

Signed as a free agent, Oct. 1, 1974. Retired, Oct. 9, 1979.

YEAR	GP	MIN	GA	SO	GAA	W-L-T
75-76	40	2134	148	0	4.16	5-23-7
76-77	37	1779	114	1	3.84	7-15-9
77-78	25	1328	94	0	4.25	4-14-4
78-79	18	863	68	0	4.73	4-9-1
TOTAL	120	6104	424	1	4.17	20-61-21
NHL TOTAL	120	6104	424	1	4.17	20-61-21

## MATT YEATS

#31

Signed as a free agent, March 19, 2004. Became a free agent, July 1, 2004.

YEAR	GP	MIN	GA	SO	GAA	W-L-T
03-04	5	258	13	0	3.02	1-3-0
NHL TOTAL	5	258	13	0	3.02	1-3-0

# All-Time Sweater Numbers

## 1

Ron Low	1974-77
Gary Smith	1977-78
Jim Bedard	1978-79
Rollie Boutin	1979-81
Pat Riggins	1982-85
Pete Peeters	1985-89
Mike Liut	1990-92
Martin Brochu	1998-99
Craig Billington	1999-02
Rastislav Stana	2003-04
Brent Johnson	2005-09
Semyon Varlamov	2010-11
Pheonix Copley	2018-19, 2022

## 2

Doug Mohns	1974-75
Jack Lynch	1975-79
Greg Theberge	1979-80
Pat Ribble	1980-81
Greg Theberge	1981-82
Tony Camazola	1981-82
Doug Hicks	1981-83
Greg Theberge	1983-84
Mike McEwen	1984-85
Dwight Schofield	1985-86
Garry Galley	1987-88
Bill Houlder	1988-90
Joel Quenneville	1990-91
Ken Sabourin	1991-92
Jim Johnson	1994
Ken Klee	1995-03
Josef Boumedienne	2003-04
Brian Pothier	2006-10
Matt Niskanen	2014-19
Justin Schultz	2020-22

## 3

Greg Joly	1974-76
Bill Mikkelsen	1976-77
Jean Lemieux	1977-78
Peter Scamurra	1978-80
Howard Walker	1980-82
Jim McTaggart	1981-82
Scott Stevens	1982-90
Mikhail Tatarinov	1990-91
Sylvain Cote	1991-98
Stewart Malgunas	1998-99
Jamie Huscroft	1999-00
Sylvain Cote	2000-02
Jason Doig	2003-04
Lawrence Nycholat	2006-07
Tom Poti	2007-13
Nick Jensen	2019-23

## 4

Bill Mikkelsen	1974-75
Bob Paradise	1975-77
Larry Bolonchuk	1977-78
Leif Svensson	1978-80
Jim McTaggart	1980-81
Jay Johnston	1981-82
Randy Holt	1981-83
Paul MacKinnon	1983-84
Kevin Hatcher	1984-94
Jim Johnson	1995-96
Stewart Malgunas	1996-98
Sergei Gonchar	1998-99
Brad Shaw	1999
Alexei Tezikov	1998-00
Frantisek Kucera	2001-02
Rick Berry	2002-04
John Erskine	2006-14
Taylor Chorney	2015-18
Brenden Dillon	2020-21

## 5

Joe Lundrigan	1974-75
Willy Brossart	1975-76
Rick Green	1976-82
*Rod Langway	1982-93
*No. retired Nov. 26, 1997	

## 6

Gord Smith	1974-75
Peter Scamurra	1975-76
Gord Smith	1976-79
Errol Rausse	1979-80
Darren Veitch	1980-86
John Barrett	1986-87
Chris Felix	1987-88
Grant Ledyard	1988-89
Calle Johansson	1989-03
Jamie Heward	2005-07
Dennis Wideman	2011-12
Tim Gleason	2014-15
Mike Weber	2015-16
Michal Kempny	2018-22
Vincent Iorio	2023

## 7

*Yvon Labre	1974-81
*No. retired Nov. 7, 1981	

## 8

Murray Anderson	1974-75
Don McLean	1975-76
Gord Smith	1975-76
Larry Bolonchuk	1976-77
Bill Riley	1976-79
Dave Forbes	1978-79
Nelson Burton	1978-79
Rick Bragnolo	1978-79
Mark Lofthouse	1979-81
Greg Theberge	1980-81
Jay Johnston	1980-81
Tim Tookey	1981-82
Lee Norwood	1981-83
Larry Murphy	1983-89
Bob Rouse	1989-91
Ken Sabourin	1991
Dimitri Kristich	1991-95
Richard Zednik	1995-96
Jan Bulis	1997-00
Dmitri Khristich	2000-02
Josh Green	2002-03
Steve Eminger	2003-04
Alex Ovechkin	2005-23

## 9

Dave Kryskow	1974-75
Ace Bailey	1975-78
Ryan Walter	1978-82
Brian Engblom	1982-84
Dave Jensen	1985-87
Mike Millar	1988-89
Nick Kypreos	1989-92
Dave Poulin	1993-95
Keith Jones	1995-96
Curtis Leschyshyn	1996
Todd Krygier	1997-98
Tom Chorske	1998-99
Joe Murphy	1999-00
Dainius Zubrus	2001-07
Brendan Morrison	2009-10
Mike Ribeiro	2013
Dmitry Orlov	2014-23

## 10

Gord Brooks	1974-75
Ron Anderson	1974-75
Blair Stewart	1975-76
Doug Patey	1976-77
Walt McKechnie	1977
Bob Girard	1977-78
Rolf Edberg	1978-81
Bob Carpenter	1981-87
Kelly Miller	1987-99
Ulf Dahlen	1999-02
Matt Bradley	2005-11
Martin Erat	2012-14
Mike Richards	2015-16
Brett Connolly	2016-19
Daniel Sprong	2021-22

## 11

Jack Egers	1974-76
Brian Kinsella	1976-77
Craig Patrick	1976-79
Mark Lofthouse	1977-78
Greg Carroll	1978-79
Brent Tremblay	1978-79
*Mike Gartner	1979-89
Tim Bergland	1990-92
Bob Carpenter	1992-93
Tim Bergland	1994
Jeff Nelson	1995-96
Esa Tikkanen	1998
Jeff Halpern	1999-06
*No. retired Dec. 28, 2008	

## 12

Bob Gryp	1974-75
Steve Atkinson	1974-75
Ron Anderson	1974-75
Hartland Monahan	1975-77
Nelson Burton	1977-78
Rick Bragnolo	1977-78
Michel Bergeron	1978-79
Bill Riley	1978-79
Doug Patey	1978-79
Dennis Hextall	1978-79
Tony Cassolato	1979-80
Gary Rissling	1979-80
Alan Hangsleben	1979-81
Mike Siltala	1981-82
Errol Rausse	1981-82
Glen Currie	1981-85
Jorgen Pettersson	1985-86
Gary Sampson	1986-87
Garry Galley	1986-87
Peter Sundstrom	1987-89
John Tucker	1990
Peter Bondra	1990-04
Jeff Friesen	2005-06

## 13

Andrei Nikolishin	1996-02
Bates Battaglia	2003-04
Joey Tenute	2005-06
Jiri Novotny	2006-07
Jakub Vrana	2016-21
Henrik Borgstrom	2023

## 14

Tommy Williams	1974-75
Gerry Meehan	1975-79
Blair Stewart	1978-79
Antero Lehtonen	1979-80
Dwayne Lowdermilk	1980-81
Errol Rausse	1980-81
Gaetan Duchesne	1981-87
Mike Richard	1987-88
Geoff Courttnall	1988-90
Dave Tippett	1990-92
Kevin Miller	1992
Paul Cavallini	1992-93
Pat Peake	1993-98
Patrik Augusta	1998-99
Patrice Lefebvre	1998-99
Joe Sacco	1999-02
Kip Miller	2002-04
Eric Fehr	2006-08
Tomas Fleischmann	2008-10
Justin Williams	2015-17
Anthony Peluso	2017-18
Richard Panik	2019-21

## 15

Denis Dupere	1974-75
Stan Gilbertson	1974-76
Guy Charron	1976-81
Wes Jarvis	1981-82
Mike Siltala	1981-82
Alan Haworth	1982-87
Neil Sheehy	1988-91
Reggie Savage	1992-93
Keith Acton	1993
Jeff Nelson	1995
Steve Poapst	1996
Dmitri Mironov	1998-01
Boyd Gordon	2003-11
Jeff Halpern	2011-12
Joey Crabb	2013
Sonny Milano	2022-23

## 16

Mike Marson	1974-79
Michel Bergeron	1978-79
Doug Patey	1978-79
Bengt Gustafsson	1981-86
Bengt Gustafsson	1987-89
Alan May	1989-94
Stefan Ustorf	1995-96
Kris Beech	2000
Trevor Linden	2001
A. Salomonsson	2002-03
Brian Sutherby	2003-07
Eric Fehr	2008-15
Philippe Maillet	2021
Craig Smith	2023

## 17

Rod Seiling	1974
Willy Brossart	1974-75
John Paddock	1975
Jean Lemieux	1975-77
Tom Rowe	1977-80
Tim Coulis	1979-80
Wes Jarvis	1980-81
Timo Blomqvist	1981-85
John Blum	1986-87
Mike Ridley	1987-94
Sergei Gonchar	1995
Chris Simon	1996-02
John Gruden	2003-04
Chris Clark	2005-10
D.J. King	2010-12
Wojtek Wolski	2012-13
Dustin Penner	2013-14
Aaron Volpatti	2014-15
Ilya Kovalchuk	2020
Michael Raffl	2021
Dylan Strome	2022-23

## 18

Bill Riley	1974-75
Ron Jones	1974-75
Rick Bragnolo	1975-77
Eddy Godin	1977-79
Greg Polis	1978-80
Harvie Poczca	1979-80
Glen Currie	1979-80
Tim Tookey	1980-81
Roland Stoltz	1981-82
Lou Franceschetti	1981-82
Craig Laughlin	1982-88
Doug Wickenheiser	1989-90
Steve Maltais	1990-91
Randy Burridge	1991-95
Andrew Brunette	1995-98
Trevor Halverson	1998-99
Matt Pettinger	2001-08
Eric Belanger	2009-10
Marco Sturm	2011
Chandler Stephenson	2015-19
Gabriel Carlsson	2023

## 19

Pete Laframboise	1974-75
Jack Lynch	1975
Bob Gryp	1975-76
Steve Self	1976-77
Bryan Watson	1976-79
Chuck Arnason	1978-79
Paul MacKinnon	1979-82
Ken Houston	1982-83
Peter Andersson	1983-86
Greg Smith	1986-88
John Druce	1988-92
Pat Elynuik	1992-93
Enrico Ciccone	1993-94
Brendan Witt	1995-06
Nicklas Backstrom	2007-23

# All-Time Sweater Numbers

## 20

Bill Lesuk	1974-75
Tony White	1975-78
Mark Lofthouse	1978-79
Tim Coulis	1979-80
Claude Noel	1979-80
Mike Kaszycki	1979-80
Gary Rissling	1979-80
Greg Theberge	1981-84
Gary McAdam	1983-84
Gary Sampson	1983-86
Michal Pivonka	1986-99
Glen Metropolit	1999-02
Robert Lang	2002-04
Petr Sykora	2005-06
Rico Fata	2005-06
Keith Aucoin	2008-11
Troy Brouwer	2011-15
Ryan Stanton	2015-16
Lars Eller	2016-23

## 21

Steve Atkinson	1974-75
Mike Lampman	1975-77
Dave Forbes	1977-78
Dennis Maruk	1978-83
Andre Hidi	1983-85
Mark Taylor	1985-86
Daryl Evans	1985-86
Grant Martin	1985-86
Michal Pivonka	1987-88
Steve Leach	1986-91
Todd Krygier	1991-94
Todd Krygier	1996-97
Jeff Toms	1997-00
James Black	2000-01
Glen Metropolit	2002-03
Brooks Laich	2004-16
Garnet Hathaway	2019-23

## 22

Lew Morrison	1974
Ron Lalonde	1974-79
Dennis Hextall	1979-80
Brent Tremblay	1979-80
Jean Pronovost	1980-82
Todd Bidner	1981-82
Torrie Robertson	1982-83
Paul MacKinnon	1982-83
Greg Adams	1983-88
Shawn Cronin	1988
Dino Ciccarelli	1988-92
Steve Konowalchuk	1992-03
Boyd Kane	2005-06
Rico Fata	2006-07
Mike Knuble	2009-12
Curtis Glencross	2014-15
Kevin Shattenkirk	2016-17
Madison Bowey	2017-19
Lucas Johansen	2021
Johan Larsson	2022

## 23

Mike Bloom	1974-75
Blair Stewart	1975-78
Doug Patey	1977-78
Gary Rissling	1978-79
Claude Noel	1979-80
Wes Jarvis	1979-80
Dennis Ververgaert	1980-81
Todd Bidner	1981-82
Jim McGeough	1981
Bobby Gould	1981-89
Rob Murray	1989-90
Paul MacDermid	1992-93
Kevin Lang	1993-97
Brian Bellows	1998-99
Miika Elomo	1999-00
Trent Whitfield	2000-01
Ivan Ciernik	2002
Trent Whitfield	2002-04
Ivan Majesky	2005-06
Milan Jurcina	2006-10
Scott Hannan	2010-11
Keith Aucoin	2011-12
Tyson Strachan	2013-14
Chris Conner	2014-15
Zach Sill	2015-16
Dmitrij Jaskin	2018-19
Michael Sgarbossa	2019-22

## 24

Paul Nicholson	1974-76
Larry Fullan	1974-75
Brian Kinsella	1975-76
Larry Bolonchuk	1975-76
Ron Jones	1975-76
Brian Stapleton	1975-76
Alex Forsyth	1976-77
Tom Rowe	1976-77
Robert Picard	1977-80
Bob Kelly	1980-82
Howard Walker	1981-82
Tom Rowe	1981-82
Eric Calder	1982-83
Bryan Erickson	1983-85
Daryl Evans	1985-86
Jeff Greenlaw	1986-88
Jeff Greenlaw	1991-92
Mark Tinordi	1995-99
Rob Zettler	1999-02
Brian Willsie	2003-06
Kris Beech	2006-07
Matt Cooke	2007-08
Scott Walker	2009-10
Brian Willsie	2011
Aaron Volpatti	2012-14
Riley Barber	2016-17
Connor McMichael	2021-22

## 25

Jim Hryciuk	1974-75
Gord Lane	1975-76
Bob Sirois	1975-80
Torrie Robertson	1980-81
Tony Cassolato	1980-81
Terry Murray	1981-82
Doug Jarvis	1982-85
Grant Martin	1985-87
Bob Crawford	1986-87
Brad Franceschetti	1987-89
Robin Bawa	1989
Peter Zezel	1990-91
John Kordic	1991
Shawn Chambers	1991-92
Jason Woolley	1992-94
Rob Pearson	1995
Brad Church	1997-98
Barrie Moore	1999-00
Terry Yake	2000-01
Mike Grier	2002-04
Andrew Cassels	2005-06
David Steckel	2006-07
Viktor Kozlov	2007-09
Jason Chimera	2009-16
Devante Smith-Pelly	2017-19
Dylan McIlraith	2023

## 26

Andre Peloffy	1974-75
Tony White	1974-75
Nelson Pyatt	1974-76
Bill Collins	1976-78
Bob Girard	1978-80
Steve Clippingdale	1979-80
Pierre Bouchard	1980-82
Jay Johnston	1981-82
Eric Calder	1981-82
Milan Novy	1982-83
Dave Shand	1983-85
Yvon Corriveau	1986-89
Steve Maltais	1990
Mike Lalor	1990-92
Keith Jones	1992-95
Denis Chasse	1996
Stewart Malgunas	1996
Keith Jones	1996
Ryan Mulhern	1997
Matt Herr	1998-01
Shaone Morrisson	2004-10
Matt Hendricks	2010-13
Daniel Winnik	2015-17
Nic Dowd	2018-23

## 27

Bruce Cowick	1974-75
Harvey Bennett	1975-77
Paul Nicholson	1976-77
Mark Lofthouse	1977-78
Nelson Burton	1977-78
Rick Bragnolo	1977-78
Paul Mulvey	1978-81
Orest Kindrachuk	1981-82
Harvie Poczta	1981-82
Dave Christian	1983-89
Bob Joyce	1989-91
Mark Hunter	1992
Craig Berube	1993-99
Terry Yake	2000
Craig Berube	2000-01
Chris Ferraro	2001
Ivan Ciernik	2002-03
Craig Johnson	2004
Ben Clymer	2005-07
Karl Alzner	2008-17
Alexander Alexeyev	2021-23

## 28

Gord Lane	1976-79
Glen Currie	1979-82
Chris Valentine	1981-84
Dean Evason	1984-85
Mark Taylor	1985-86
Gary Sampson	1986-87
Paul Cavallini	1987
Grant Ledyard	1988
Chris Felix	1988-90
Brad Schlegel	1992
John Slaney	1993-95
Eric Charron	1996
Jan Benda	1997
Jeff Brown	1998
James Black	1998-00
Matt Pettinger	2000-01
Jason Marshall	2001
Peter Ferraro	2001
Alexander Semin	2003-04
Kris Beech	2005-06
Alexander Semin	2006-12
Paul Carey	2015-17
Jakub Jerabek	2017-18
Brendan Leipsic	2019-20
Daniel Carr	2021
Connor Brown	2022

## 29

Peter Scamurra	1976-77
Doug Gibson	1977-78
Pierre Bouchard	1978-80
Mike Palmateer	1980-82
Ted Bulley	1982-83
Dean Evason	1983-85
Kevin Hatcher	1984-85
Steve Leach	1986
Ed Kastelic	1985-88
Jim Thomson	1988-89
Scot Kleinedorst	1989-90
Mark Ferner	1990
Dimitri Khristich	1990-91
Jason Woolley	1992
Bob Babcock	1992
Joe Reekie	1994-02
Joel Kwiatkowski	2003-04
Jamie Hunt	2006-07
Tomas Vokoun	2011-12
Ryan Stoa	2013-14
Christian Djoos	2017-20
Hendrix Lapierre	2021-22

## 30

John Adams	1974-75
Ron Low	1974-75
Micheal Belhumeur	1975-76
Bernie Wolfe	1975-79
Dave Parro	1980-84
Paul Gardner	1984-85
Yves Beaudoin	1985-86
Paul Cavallini	1987
Clint Malarchuk	1987-89
Jim Carey	1995-97
Bill Ranford	1997-98
Corey Hirsch	2001
Frederic Cassivi	2005-06
Michal Neuvirth	2008-14
Ilya Samsonov	2019-22

## 31

Michel Belhumeur	1974-75
Roger Crozier	1976-77
Jim Bedard	1977-78
Gary Inness	1978-81
Archie Henderson	1980-81
Bob Mason	1983-87
Alain Raymond	1987
Bob Mason	1989-90
Olie Kolzig	1993
Rick Tabaracci	1993-95
Rick Tabaracci	1998-99
Corey Hirsch	2001
Matt Yeats	2003-04
Philipp Grubauer	2012-18
Craig Anderson	2021

## 32

John Adams	1974-75
Torrie Robertson	1981-83
Lou Franceschetti	1983-87
*Dale Hunter	1987-99
*No. retired March 11, 2000	

## 33

John Blum	1986-87
Grant Jennings	1988
Don Beaupre	1989-94
Anson Carter	1996-97
Steve Poapst	1998-99
Jim McKenzie	2000
Benoit Hogue	2002
Maxime Ouellet	2003-05
Alexandre Giroux	2008-10
Radko Gudas	2019-20
Zdeno Chara	2021

## 34

Jim McGeough	1981-82
Mikko Leinonen	1984-85
Jim McGeough	1984-85
Bill Houlder	1987-88
Mike Richard	1990
Al Iafrate	1991-94
Martin Gendron	1995-96
Jaroslav Svejksky	1996-00
Jakub Cutta	2000-02
Jean-Luc Grand-Pierre	2004
Mathieu Biron	2005-06
Boyd Kane	2009-10
Alexander Urbom	2013-14
Jonas Siegenthaler	2018-21

## 35

Michel Belhumeur	1975-76
Rollie Boutin	1978-79
Wayne Stephenson	1979-81
Al Jensen	1981-87
Don Beaupre	1988-89
Olaf Kolzig	1989
Jim Hrivnak	1989-90
Byron Dafe	1992-95
S. Charpentier	2002-04
Frederic Cassivi	2006-07
Justin Peters	2014-15
Darcy Kuemper	2022-23

# All-Time Sweater Numbers

## 36

Jim Mathieson.....	1990
Kent Paynter.....	1990
Alfie Turcotte.....	1990-91
Mark Ferner.....	1991
Shawn Anderson.....	1992-94
Mike Eagles.....	1995-00
Colin Forbes.....	2002-03
J-F Fortin.....	2002-03
Jakub Cutta.....	2004
Colin Forbes.....	2005-06
Tomas Kundratek.....	2011-13
Mike Vecchione.....	2022

## 37

Jim Thomson.....	1986-87
Brian Tutt.....	1989
John Purves.....	1990
Ken Lovsin.....	1990
Alfie Turcotte.....	1991
Kent Paynter.....	1991
Olie Kolzig.....	1993-08

## 38

Yves Beaudoin.....	1986-87
Dennis Smith.....	1989-90
Alain Cote.....	1990
Bob Babcock.....	1990
Reggie Savage.....	1991
Brian Curran.....	1993-94
Nolan Baumgartner.....	1995-96
Nolan Baumgartner.....	1998-00
Jan Bulis.....	2000-01
Todd Rohloff.....	2001-04
Jakub Klepis.....	2005-07
Cristobal Huet.....	2008
Graham Mink.....	2008
Jack Hillen.....	2012-15
Dennis Cholowski.....	2021-22
Rasmus Sandin.....	2023

## 39

Robbie Moore.....	1982-83
Kent Carlson.....	1988
Alain Cote.....	1990
Alfie Turcotte.....	1990
Tyler Larter.....	1990
Jim Hrivnak.....	1990-93
Enrico Ciccone.....	1993
Enrico Ciccone.....	1998-99
Alexander Volchkov.....	1999-00
Patrick Boileau.....	2001-02
Josef Boumedienne.....	2003
Graham Mink.....	2004-06
Alexandre Giroux.....	2006-07
David Steckel.....	2007-11
Alex Chiasson.....	2017-18
Anthony Mantha.....	2021-23

## 40

Tony Cassolato.....	1981-82
Mark Ferner.....	1990
Steve Seftel.....	1991
Steve Konowalchuk.....	1992
Todd Nelson.....	1994
Mike Rosati.....	1998-99
Nolan Yonkman.....	2002-06
Semyon Varlamov.....	2008-10
Roman Hamrlik.....	2013
Garrett Pilon.....	2021-22

## 41

Jason Allison.....	1994-97
Patrick Boileau.....	1998-99
Brian Sutherby.....	2001
Mike Farrell.....	2002
Brad Norton.....	2004
Louis Robitaille.....	2005-06
Jaroslav Halak.....	2013-14
Vitek Vanecek.....	2021-22

## 42

Dwayne Hay.....	1997
Sami Lepisto.....	2008-09
Joel Ward.....	2011-15
Martin Fehervary.....	2019-23

## 43

David Harlock.....	1998
Tomas Fleischmann.....	2005-08
Bryan Helmer.....	2008-09
Tom Wilson.....	2013-23

## 44

Igor Ulanov.....	1995
Richard Zednik.....	1996-01
Steve Eminger.....	2002, '05-08
Staffan Kronwall.....	2009
Jason Arnett.....	2011
Roman Hamrlik.....	2011-13
Brooks Orpik.....	2014-19

## 45

Patrick Boileau.....	1997
Alex Henry.....	2002-03
Jonas Johansson.....	2005-06
Cameron Schilling.....	2012-15
Axel Jonsson-Fjallby.....	2021-22

## 46

Brian Sutherby.....	2002-04
Michael Latta.....	2013-16
Lucas Johansen.....	2021-22

## 47

Michael Farrell.....	2001
Bryan Muir.....	2005-07
Karl Alzner.....	2008
Beck Malenstyn.....	2019-23

## 48

Benoit Gratton.....	1998-99
Chris Corinnet.....	2001-02
Oskar Osala.....	2008-09
Casey Wellman.....	2013-14

## 49

Dwayne Zinger.....	2003
Stanislav Galiev.....	2014-16
Brett Leason.....	2021-22

## 50

Eric Fehr.....	2005-06
Joe Motzko.....	2007-08
Cody Eakin.....	2011-12

## 51

Stephen Peat.....	2001-04
Doug Doull.....	2005-06
Timo Helbling.....	2006-07

## 52

Mike Green.....	2005-15
Matt Irwin.....	2021-23

## 53

Quintin Laing.....	2007-10
Sean Collins.....	2015-16

## 54

Jason Doig.....	2002-03
Joel Rechlicz.....	2012

## 55

Sergei Gonchar.....	1995-04
Jeff Schultz.....	2006-13
Aaron Ness.....	2015-18

## 56

Garrett Stroshein.....	2004
Chris Bourque.....	2007-10
Patrick Wey.....	2013-14
Erik Gustafsson.....	2022-23

## 57

Dean Melanson.....	2001
Kyle Wilson.....	2009-10
Trevor van Riemsdyk.....	2021-23

## 58

Jean-Francois Fortin.....	2002-03
Connor Carrick.....	2013-14, 2015-16

## 59

Julien Brouillette.....	2013-14
Aliaksei Protas.....	2021-23

## 60

Jose Theodore.....	2008-10
Zach Fucale.....	2021-23

## 61

Steve Oleksy.....	2012-15
-------------------	---------

## 62

Sean Collins.....	2008-12
Carl Hagelin.....	2019-22

## 63

Owen Fussey.....	2003-04
Andrew Gordon.....	2008-11
Shane Gersich.....	2017-18

## 64

Roman Tvrdo.....	2004
Peter LeBlanc.....	2013-14
Brian Pinho.....	2020-21

## 65

Andre Burakovsky.....	2014-19
-----------------------	---------

## 66

Milan Novy.....	1982-83
-----------------	---------

## 67

Chris Brown.....	2013-16
------------------	---------

## 68

Jaromir Jagr.....	2001-04
-------------------	---------

## 69

Mel Angelstad.....	2004
--------------------	------

## 70

David Steckel.....	2005-06
Braden Holtby.....	2010-20

## 72

Travis Boyd.....	2017-20
------------------	---------

## 73

Conor Sheary.....	2021-23
-------------------	---------

## 74

Brantt Myhres.....	2001
John Carlson.....	2009-23

## 75

Chris Hajt.....	2003-04
-----------------	---------

## 76

Darcy Verot.....	2004
Garrett Mitchell.....	2017

## 77

Adam Oates.....	1997-02
Joe Corvo.....	2009-10
T.J. Oshie.....	2015-23

## 78

Tyler Lewington.....	2018-19
----------------------	---------

## 79

Nathan Walker.....	2017-19
Charlie Lindgren.....	2022-23

## 81

Dmitry Orlov.....	2011-14
-------------------	---------

## 82

Zach Sanford.....	2016-17
-------------------	---------

## 83

Jay Beagle.....	2009-18
-----------------	---------

## 84

Mikhail Grabovski.....	2013-14
------------------------	---------

## 85

Mathieu Perreault.....	2009-13
------------------------	---------

## 87

Donald Brashear.....	2006-09
Liam O'Brien.....	2014-18

## 88

Nate Schmidt.....	2013-17
-------------------	---------

## 89

Tyler Sloan.....	2008-11
------------------	---------

## 90

Joe Juneau.....	1994-99
Marcus Johansson.....	2010-17, 2022-23

## 91

Sergei Fedorov.....	2008-09
Tyler Graovac.....	2017-18
Joe Snively.....	2021-23

## 92

Rick Tocchet.....	1997
Michael Nylander.....	2002-04, '07-09
Evgeny Kuznetsov.....	2013-23

## 94

Sergei Berezin.....	2003
Nicolas Deschamps.....	2013-14

## 96

Phil Housley.....	1996-98
Nicolas Aube-Kubel.....	2022-23

# Retired Numbers



## 7 YVON LABRE

Yvon Labre's contributions to the success of the Washington Capitals extended well beyond the boundaries of the rink. A member of the inaugural 1974-75 Capitals, Labre was a rugged defenseman whose solid, physical play paced the early expansion team. Labre is notably remembered for scoring the Capitals' first goal at the Capital Centre Oct. 15, 1974, against Los Angeles. He finished fourth in team scoring during Washington's first season and recorded more than 20 assists in a season twice in his career. From 1976-78 Labre wore the "C" on his sweater, utilizing his leadership qualities to the fullest extent.

**Retired Nov. 7, 1981**

After retiring in 1981 Labre became an assistant coach before stepping into the role of color commentator for the team's broadcasts. In 1983 Labre became the Capitals' director of community relations and continued in that position until the start of the 1996-97 season, when he began a four-year stint as director of special programs.

From the moment he took to the ice in a Capitals uniform to his commitment in community programs and youth hockey, no one served as a better ambassador for hockey in the Washington area than Labre.



## 5 ROD LANGWAY

Known to many Capitals fans as the "Secretary of Defense," Rod Langway anchored the Washington defense for 11 seasons and more than 700 games. Dealt by Montreal to Washington in one of the biggest trades in franchise history, Langway brought instant respectability to the Capitals' squad. His arrival and dominating physical presence helped lead Washington to its first postseason appearance in 1982-83.

The taste of the Stanley Cup playoffs was only a sign of things to come. The Capitals made the playoffs during every season of Langway's tenure. Recognized as the best in the business, Langway captured back-to-back Norris Trophy honors in 1982-83

**Retired Nov. 26, 1997**

and 1983-84. The team recorded more than 100 points in three consecutive seasons, including a record 107-point, 50-win year in 1985-86.

A strong leader in the locker room, Langway captained the team for more than a decade and was truly one of hockey's all-time greats, evidenced by his induction into the Hockey Hall of Fame in 2002.



## 32 DALE HUNTER

Referred to by many as the "heart and soul" of the Washington Capitals, Dale Hunter was well respected for his dedication to the game. His 19 seasons in the NHL, 1,407 regular-season games and 186 playoff games serve as testimony to that dedication. At the time of his retirement following the 1998-99 season, only seven players in NHL history had appeared in more total games.

Hunter left the game having firmly etched his name in the Capitals' record book. In regular-season play he finished his career ranked first in penalty minutes (2,003), second in games played (872), tied for second in power-play goals (72), third in assists (375), third in points (556), tied for fifth in game-winning goals (29) and tied for eighth in goals (181). He retired leading the franchise in virtually every category:

**Retired March 11, 2000**

games played (100), goals (25), assists (47), points (72), power-play goals (11) and penalty minutes (372).

Perhaps Hunter summed up his contributions best at his retirement ceremony March 11, 2000, when he said, "I'm not a Wayne Gretzky. I just tried to give my all every night. That work ethic is what the Caps have always been about."



## 11 MIKE GARTNER

Mike Gartner, a member of the Hockey Hall of Fame who ranks second in Capitals history in goals (397), assists (392) and points (789), became the fourth player in Capitals history to have his number retired when the No. 11 was raised to the rafters on Dec. 28, 2008.

Gartner spent the first 10 seasons of his 19-year NHL career with the Capitals after Washington selected him in the first round, fourth overall, in the 1979 NHL Draft. He led the team in goals five times and in points four times, scoring at least 35 goals in each of his first nine years in Washington (he had 26 goals when he was traded 56 games into 1988-89, his 10th season). He left the team as its all-time leader in games played, goals, assists, points, power-play goals and game-winning goals.

Gartner was a member of the first six Capitals playoff teams, leading four of those teams in playoff scoring. He recorded 43 points (16 goals, 27 assists) in 47 playoff

**Retired Dec. 28, 2008**

games for the club and at the time of his trade was Washington's all-time leading playoff scorer.

Gartner played 1,432 career games with five teams in his career, recording 708 goals (sixth in NHL history) and 627 assists for 1,335 points. Inducted in the Hockey Hall of Fame in 2001, Gartner holds the NHL record for the most 30-goal seasons (17) and shares the record for most consecutive 30-goal seasons (15). He played in seven NHL All-Star Games and three times won the NHL's fastest skater competition at the NHL All-Star Game.

# Capitals Logo & Uniform History


The Capitals current look, unveiled prior to the 2007-08 season, boasts ties to the franchise's past both in color and design.

Red, white and blue brought the Capitals back to their original colors, in shades that align with those of the American flag and symbolically strengthen the Capitals' ties to their home city of Washington, D.C., the nation's capital.

Countless Capitals fans had emailed owner Ted Leonsis asking – pleading in some cases – for a return to the red, white and blue that the team wore for 20 years. Spurred on by those requests – along with similar convictions held by Leonsis, team president Dick Patrick, the rest of the ownership group and vice president and general manager George McPhee – the Capitals worked with Reebok to develop the new look.

The primary logo draws upon the team's original jerseys, but with a fresh, bold font. The letters lean forward, representing the team's commitment to innovation and forward thinking. The three stars represent Maryland, Virginia and Washington, D.C. – the three main geographic areas in the Capitals' market – and align with hockey tradition, as each game's top players are named its three stars. The letter t, like in the original uniforms, depicts a hockey stick, with a puck at the end.

The shoulder patch incorporates imagery from the Capitals' most recent uniforms, which featured an eagle and the Capitol dome. Here those Washington, D.C., icons come together in a distinctive look. The eagle's wings are raised at its sides and help form the shape of a "W," representing Washington, D.C., the world's most powerful and influential city.



## UNIFORM TIMELINE

### 1974-75

The team wears red, white and blue uniforms during its inaugural year in the NHL.

### 1980-81

The "WASHINGTON" above the Capitals wordmark logo is reduced in size.

### 1983-84

The number of stars on the sleeves is reduced from five to four. It returns to five two years later.

### June 22, 1995

The team introduces new logos and uniforms with a blue, black and bronze color scheme.

### 1995-96

The first year of the blue, black and bronze jerseys. The word "CAPITALS" appears below the eagle on the home and road jerseys.

### 1997-98

The word "CAPITALS" only appears on the road jerseys. A black third jersey is added and is worn for the first time Jan. 25, 1998. The jersey, which is worn nine times during the season, has arched letters for the nameplate.

### 2000-01

The black jersey replaces the road blue jersey and the team now only wears two jerseys. The nameplate letters on the black jersey are no longer arched.

### 2003-04

The NHL switches to wear dark jerseys at home and white jerseys on the road.

### June 22, 2007

The team introduces new logos and changes its colors and uniforms back to red, white and blue.



2007-08 to present



1974-75 to 1994-95



1995-96 to 2006-07



1997-98 to 2006-07

# All-Time Draft Selections

## 2023 (JUNE 28-29)

Rd. No.	Player	Pos.	Team
1	8 Ryan Leonard	RW	USA U-18 (NTDP)
2	40 Andrew Cristall	LW	Kelowna (WHL)
4	104 Patrick Thomas	C	Hamilton (OHL)
5	136 Cameron Allen	D	Guelph (OHL)
7	200 Brett Hyland	LW	Brandon (WHL)
7	206 Antoine Keller	G	Geneve-Servette U20 (Swiss-JR)

## 2022 (JULY 7-8)

Rd. No.	Player	Pos.	Team
1	20 Ivan Miroshnichenko	LW	Omsk Krylia (RUS-2)
2	37 Ryan Chesley	D	USA U-18 (NTDP)
3	70 Alexander Suzdalev	LW	HV71 Jr. (SWE-Jr.)
3	85 Ludwig Persson	LW	Frolunda Jr. (SWE-Jr.)
5	149 Jake Karabela	C	Guelph (OHL)
6	181 Ryan Hofer	LW	Everett (WHL)
7	213 David Gucciardi	D	Michigan State (Big-10)

## 2021 (JULY 23-24)

Rd. No.	Player	Pos.	Team
2	55 Vincent Iorio	D	Brandon (WHL)
3	80 Brent Johnson	D	Sioux Falls (USHL)
4	119 Joaquim Lemay	D	Salmon Arm (BCHL)
5	151 Haakon Hanelt	C	Berlin (DEL)
6	176 Dru Krebs	D	Medicine Hat (WHL)
6	183 Chase Clark	G	Jersey (NCDL)

## 2020 (OCTOBER 7-8)

Rd. No.	Player	Pos.	Team
1	22 Hendrix Lapierre	C	Chicoutimi (QMJHL)
4	117 Bogdan Trineyev	RW	Dynamo Moscow 2 (RUS)
5	148 Bear Hughes	C	Spokane (WHL)
6	179 Garin Bjorklund	G	Medicine Hat (WHL)
7	211 Oskar Magnusson	LW	Malmö JR (SWE)

## 2019 (JUNE 21-22)

Rd. No.	Player	Pos.	Team
1	25 Connor McMichael	C	London (OHL)
2	56 Brett Leason	RW	Prince Albert (WHL)
3	91 Aliaksei Protas	C	Prince Albert (WHL)
5	153 Martin Hugo Has	D	Tappara (FIN-Jr.)

## 2018 (JUNE 22-23)

Rd. No.	Player	Pos.	Team
1	31 Alexander Alexeyev	D	Red Deer (WHL)
2	46 Martin Fehervary	D	Oskarshamn (SWE-Jr.)
2	47 Kody Clark	RW	Ottawa (OHL)
3	93 Riley Sutter	RW	Everett (WHL)
4	124 Mitchell Gibson	G	Lonestar (NAHL)
6	161 Alex Kannok-Leipert	D	Vancouver (WHL)
7	217 Eric Florchuk	C	Saskatoon (WHL)

## 2017 (JUNE 23-24)

Rd. No.	Player	Pos.	Team
4	120 Tobias Geisser	D	Zug EV (Swiss)
5	151 Sebastian Walfridsson	D	MODO (SWE-Jr.)
6	182 Benton Maass	D	Fairbanks Ice Dogs (NAHL)
7	213 Kristian Marthinsen	RW	Almtunas (SWE-Jr.)

## 2016 (JUNE 24-25)

Rd. No.	Player	Pos.	Team
1	28 Lucas Johansen	D	Kelowna (WHL)
3	87 Garrett Pilon	C	Kamloops (WHL)
4	117 Damien Riat	LW	Geneve (Swiss)
5	145 Beck Malenstyn	LW	Calgary (WHL)
5	147 Axel Jonsson-Fjallby	LW	Djurgarden Jr. (SWE-Jr.)
6	177 Chase Priskie	D	Quinnipiac (ECAC)
7	207 Dmitri Zaitsev	D	Wilkes-Barre/Scranton (NAHL)

## 2015 (JUNE 26-27)

Rd. No.	Player	Pos.	Team
1	22 Ilya Samsonov	G	Magnitogorsk (RUS-Jr.)
2	57 Jonas Siegenthaler	D	Zurich (Swiss)
5	143 Connor Hobbs	D	Regina (WHL)
6	173 Colby Williams	D	Regina (WHL)

## 2014 (JUNE 27-28)

Rd. No.	Player	Pos.	Team
1	13 Jakub Vrana	RW	Linköping (SHL)
2	39 Vitek Vanecsek	G	Liberec (CZREP-Jr.)
3	89 Nathan Walker	LW	Hershey (AHL)
5	134 Shane Gersich	C	USA U-18 (USHL)
6	159 Steven Spinner	RW	Eden Prairie (MSHSL)
7	194 Kevin Elgestal	RW	Frolunda (SWE-Jr.)

## 2013 (JUNE 30)

Rd. No.	Player	Pos.	Team
1	23 Andre Burakovsky	LW	Malmö (Sweden-2)
2	53 Madison Bowey	D	Kelowna (WHL)
2	61 Zachary Sanford	LW	Middlesex (EJHL)
5	144 Blake Heinrich	D	Sioux City (USHL)
6	174 Brian Pinho	C	St. John's Prep (USHS)
7	204 Tyler Lewington	D	Medicine Hat (WHL)

## 2012 (JUNE 23-24)

Rd. No.	Player	Pos.	Team
1	11 Filip Forsberg	C	Leksand (Sweden-2)
1	16 Thomas Wilson	RW	Plymouth (OHL)
3	77 Chandler Stephenson	F	Regina (WHL)
4	100 Thomas Di Pauli	C	USA U-18 (USHL)
4	107 Austin Wutrich	RW	Notre Dame (NCAA)
5	137 Connor Carrick	D	USA U-18 (USHL)
6	167 Riley Barber	RW	USA U-18 (USHL)
7	195 Christian Djoos	D	Brynäs Jr. (SWE-Jr.)
7	197 Jaynen Rissling	D	Calgary (WHL)
7	203 Sergey Kostenko	G	Metallurg (RUS-Jr.)

## 2011 (JUNE 24-25)

Rd. No.	Player	Pos.	Team
4	117 Steffen Soberg	G	Manglerud (Norway)
5	147 Patrick Koudys	D	R.P.I. (ECAC)
6	177 Travis Boyd	C	U.S. NTDP
7	207 Garrett Haar	D	Fargo (USHL)

## 2010 (JUNE 25-26)

Rd. No.	Player	Pos.	Team
1	26 Evgeny Kuznetsov	C	Chelyabinsk (KHL)
3	86 Stanislav Galiev	RW	Saint John (QMJHL)
4	112 Philipp Grubauer	G	Windsor (OHL)
5	142 Caleb Herbert	C	Bloomington-Jefferson HS (USHS)
6	176 Samuel Carrier	D	Lewiston (QMJHL)

## 2009 (JUNE 26-27)

Rd. No.	Player	Pos.	Team
1	24 Marcus Johansson	C	Farjestad (Sweden)
2	55 Dmitri Orlov	D	Novokuznetsk (KHL)
3	85 Cody Eakin	C	Swift Current (WHL)
4	115 Patrick Wey	D	Waterloo (USHL)
5	145 Brett Flemming	D	Mississauga (OHL)
6	175 Garrett Mitchell	RW	Regina (WHL)
7	205 Benjamin Casavant	LW	P.E.I. (QMJHL)

## 2008 (JUNE 20-21)

Rd. No.	Player	Pos.	Team
1	21 Anton Gustafsson	C	Frolunda Jr. (Sweden)
1	27 John Carlson	D	Indiana (USHL)
2	57 Eric Mestery	D	Tri-City (WHL)
2	58 Dmitry Kugryshev	RW	CSKA-2 (Russia)
4	93 Braden Holtby	G	Saskatoon (WHL)
5	144 Joel Broda	C	Moose Jaw (WHL)
6	174 Greg Burke	LW	New Hampshire (EJHL)
7	204 Stefan Della Rovere	LW	Barrie (OHL)

# All-Time Draft Selections

## 2007 (JUNE 22-23)

Rd. No.	Player	Pos.	Team
1 5	Karl Alzner	D	Calgary (WHL)
2 34	Josh Godfrey	D	Sault Ste. Marie (OHL)
2 46	Theo Ruth	D	U.S. NTDP
3 84	Phil DeSimone	C	Sioux City (USHL)
4 108	Brett Bruneteau	C	Omaha (USHL)
5 125	Brett Leffler	RW	Regina (WHL)
6 154	Dan Dunn	G	Wellington (OPJHL)
6 180	Justin Taylor	C	London (OHL)
7 185	Nick Larson	C	Omaha (USHL)
7 199	Andrew Glass	LW	Nobles (USHS)

## 2006 (JUNE 24)

Rd. No.	Player	Pos.	Team
1 4	Nicklas Backstrom	C	Brynäs (Sweden)
1 23	Semyon Varlamov	G	Yaroslavl 2 (Russia)
2 34	Michal Neuvirth	G	Sparta Jr. (Czech)
2 35	Francois Bouchard	RW	Baie Comeau (QMJHL)
2 52	Keith Seabrook	D	Burnaby (BCHL)
4 97	Oskar Osala	LW	Mississauga (OHL)
4 122	Luke Lynes	C/LW	Brampton (OHL)
5 127	Maxime Lacroix	LW	Quebec (QMJHL)
6 157	Brent Gwidt	C	Lakeland HS (USHS)
6 177	Mathieu Perreault	C	Acadie-Bath. (QMJHL)

## 2005 (JULY 30-31)

Rd. No.	Player	Pos.	Team
1 14	Sasha Pokulok	D	Cornell (ECACHL)
1 27	Joe Finley	D	Sioux Falls (USHL)
4 109	Andrew Thomas	D	Denver (WCHA)
4 118	Patrick McNeill	D	Saginaw (OHL)
5 143	Daren Machesney	G	Brampton (OHL)
6 181	Tim Kennedy	LW	Sioux City (USHL)
7 209	Viktor Dovgan	D	CSKA Jr. (Russia)

## 2004 (JUNE 26-27)

Rd. No.	Player	Pos.	Team
1 1	Alex Ovechkin	LW	Dynamo (Russia)
1 27	Jeff Schultz	D	Calgary (WHL)
1 29	Mike Green	D	Saskatoon (WHL)
2 33	Chris Bourque	LW	Cushing (USHE)
2 62	Michail Yunkov	C/W	Krylja (Russia)
3 66	Sami Lepisto	D	Jokerit (Finland)
3 88	Clayton Barthel	D	Seattle (WHL)
5 132	Oscar Hedman	D	Modo (Sweden)
5 138	Pasi Salonen	W	IFK Jr. (Finland)
6 166	Peter Guggisberg	W	Davos (Swiss)
7 197	Andrew Gordon	RW	Notre Dame (SJHL)
8 230	Justin Mrazek	G	Estevan (SJHL)
9 263	Travis Morin	C	Minnesota State (WCHA)

## 2003 (JUNE 21-22)

Rd. No.	Player	Pos.	Team
1 18	Eric Fehr	RW	Brandon (WHL)
3 83	Stephen Werner	RW	UMass (HE)
4 109	Andreas Valdivia	LW	Malmo (Sweden)
5 155	Josh Robertson	C	Proctor (USHE)
8 249	Andrew Joudrey	C	Notre Dame (SJHL)
9 279	Mark Olafson	RW	Kelowna (WHL)

## 2002 (JUNE 22-23)

Rd. No.	Player	Pos.	Team
1 12	Steve Eminger	D	Kitchener (OHL)
1 13	Alexander Semin	LW	Cheljabinsk (Russia)
1 17	Boyd Gordon	RW	Red Deer (WHL)
2 59	Maxime Daigneault	G	Val d'Or (QMJHL)
3 77	Patrick Wellar	D	Portland (WHL)
3 92	Derek Krestanovich	C	Moose Jaw (WHL)
4 109	Jevon Desautels	LW	Spokane (WHL)
4 118	Petr Dvorak	C	Havírov (Czech Jr.)
5 145	Robert Gherson	G	Sarnia (OHL)
6 179	Marian Havel	C/LW	Vancouver (WHL)
7 209	Joni Lindlof	W	Tappara (Fin. Jr.)
8 242	Igor Ignatushkin	W	Elektrostal (Russia)
9 272	Patric Blomdahl	W	AIK (SJL)

## 2001 (JUNE 23-24)

Rd. No.	Player	Pos.	Team
2 58	Nathan Paetsch	D	Moose Jaw (WHL)
3 90	Owen Fussey	RW	Calgary (WHL)
4 125	Jeff Lucky	RW	Spokane (WHL)
5 160	Artem Ternavsky	D	Sherbrooke (QMJHL)
6 191	Zbynek Novak	F	Slavia Jr. (Czech)
7 221	John Oduya	D	Victoriaville (QMJHL)
8 249	Matt Maglione	D	Princeton (ECAC)
8 254	Peter Polcic	LW	Nitra Jr. (Slovakia)
9 275	Robert Muller	G	Mannheim (Germany)
9 284	Viktor Hubl	LW	Slavia (Czech)

## 2000 (JUNE 24-25)

Rd. No.	Player	Pos.	Team
1 26	Brian Sutherby	C	Moose Jaw (WHL)
2 43	Matt Pettinger	LW	Calgary (WHL)
2 61	Jakub Cutta	D	Swift Current (WHL)
4 121	Ryan Vanbuskirk	D	Sarnia (OHL)
5 163	Ivan Nepriyayev	C	Yaroslavl (Russia)
9 289	Bjorn Nord	D	Djurgardens (Sweden)

## 1999 (JUNE 26)

Rd. No.	Player	Pos.	Team
1 7	Kris Beech	C	Calgary (WHL)
2 29	Michal Sivek	C	Kladno, Jr. (Czech)
2 31	Charlie Stephens	C	Prince Albert (WHL)
2 34	Ross Lupaschuk	D	Guelph (OHL)
2 37	Nolan Yonkman	D	Kelowna (WHL)
5 132	Roman Tyrdon	C	Trencin (Slovakia)
6 175	Kyle Clark	RW	Harvard (ECAC)
7 192	David Johansson	D	AIK Jr. (Sweden)
8 219	Maxim Orlov	C	CSKA Jr. (Russia)
9 249	Igor Shadilov	D	Dynamo (Russia)

## 1998 (JUNE 27)

Rd. No.	Player	Pos.	Team
2 49	Jomar Cruz	G	Brandon (WHL)
3 59	Todd Hornung	C	Portland (WHL)
4 106	Krys Barch	LW	London (OHL)
4 107	Chris Corrinet	RW	Princeton (ECAC)
5 118	Mike Siklenka	D	Lloydminster (SJHL)
5 125	Erik Wendell	C	Maple Grove (HS)
7 179	Nathan Forster	D	Seattle (WHL)
7 193	Rastislav Stana	G	HC Kosice (Slovakia)
8 220	Mike Farrell	D	Providence (HE)
9 251	Blake Evans	C	Tri-City (WHL)

## 1997 (JUNE 21)

Rd. No.	Player	Pos.	Team
1 9	Nicholas Boynton	D	Ottawa (OHL)
2 35	Jean-Francois Fortin	D	Sherbrooke (QMJHL)
4 89	Curtis Cruickshank	G	Kingston (OHL)
5 116	Kevin Caulfield	RW	Boston College (HE)
6 143	Henrik Petre	D	Djurgarden (Sweden)
8 200	Pierre-Luc Therrien	G	Drummondville (QMJHL)
9 226	Matt Oikawa	RW	St. Lawrence (ECAC)

## 1996 (JUNE 22)

Rd. No.	Player	Pos.	Team
1 4	Alexandre Volchkov	C	Barrie (OHL)
1 17	Jaroslav Svejkovsky	RW	Tri-City (WHL)
2 43	Jan Bulis	C	Barrie (OHL)
3 58	Sergei Zimakov	D	Krylja Sovetov (Rus)
3 74	David Weninger	G	Michigan Tech (WCHA)
3 78	Shawn McNeil	C	Kamloops (WHL)
4 85	Justin Davis	RW	Kingston (OHL)
5 126	Matt Lahey	LW	Peterborough (OHL)
6 153	Andrew Van Bruggen	RW	N. Michigan (CCHA)
7 180	Michael Anderson	RW	Minnesota (WCHA)
8 206	Oleg Orekhovsky	D	Dynamo (Russia)
9 232	Chad Cavanagh	LW	London (OHL)

# All-Time Draft Selections

## 1995 (JUNE 28)

Rd. No.	Player	Pos.	Team
1 17	Brad Church	LW	Prince Albert (WHL)
1 23	Miika Elomo	LW	Kiekko-67 (Finland)
2 43	Dwayne Hay	LW	Guelph (OHL)
4 93	S. Charpentier	G	Laval (QMJHL)
4 95	Joel Theriault	D	Beauport (QMJHL)
5 105	Benoit Gratton	LW	Laval (QMJHL)
5 124	Joel Cort	D	Guelph (OHL)
6 147	Frederick Jobin	D	Laval (QMJHL)
8 199	Vasili Turkovsky	D	CSKA (Russia)
9 225	Scott Swanson	D	Omaha Jr. A (USHL)

## 1994 (JUNE 28)

Rd. No.	Player	Pos.	Team
1 10	Nolan Baumgartner	D	Kamloops (WHL)
1 15	Alexander Kharlamov	LW	CSKA (Russia)
2 41	Scott Cherrey	LW	North Bay (OHL)
4 93	Matthew Herr	C	Hotchkiss (HS)
5 119	Yanick Jean	D	Chicoutimi (QMJHL)
6 145	Dmitri Mekeshkin	D	Avangard Omsk (Rus.)
7 171	Daniel Reja	C	London (OHL)
8 197	Chris Patrick	LW	Kent School (HS)
9 223	John Tuohy	D	Kent School (HS)
10 249	Richard Zednik	LW	B. Bystrica (Slovakia)
11 275	Sergei Tertshyn	D	Chelyabinsk (Russia)

## 1993 (JUNE 26-27)

Rd. No.	Player	Pos.	Team
1 11	Brendan Witt	D	Seattle (WHL)
1 17	Jason Allison	C	London (OHL)
3 69	Patrick Boileau	D	Laval (QMJHL)
6 147	Frank Banham	RW	Saskatoon (WHL)
7 173	Dan Henrickson	RW	St. Paul (USJHL)
7 174	Andrew Brunette	LW	Owen Sound (OHL)
8 199	Joel Poirier	LW	Sudbury (OHL)
9 225	Jason Gladney	D	Kitchner (OHL)
10 251	Mark Seliger	G	Rosenheim (Germany)
11 277	Dany Bousquet	C	Penticon (BCHL)

## 1992 (JUNE 20)

Rd. No.	Player	Pos.	Team
1 14	Sergei Gonchar	D	Chelyabinsk (CIS)
2 32	Jim Carey	G	Catholic Memorial (HS)
3 53	Stefan Ustorf	C	Kaufbeuren (Germany)
3 71	Martin Gendron	RW	St-Hyacinthe (QMJHL)
5 119	John Varga	LW	Tacoma (WCHL)
7 167	Mark Matier	D	Sault Ste. Marie (OHL)
8 191	Mike Mathers	LW	Kamloops (WHL)
9 215	Brian Stagg	RW	Kingston (OHL)
10 239	Gregory Callahan	D	Belmont Hill (HS)
11 263	B.J. MacPherson	LW	Oshawa (OHL)

## 1991 (JUNE 22)

Rd. No.	Player	Pos.	Team
1 14	Pat Peake	C	Detroit (OHL)
1 21	Trevor Halverson	LW	North Bay (OHL)
2 25	Eric Lavigne	D	Hull (QMJHL)
2 36	Jeff Nelson	C	Prince Albert (WHL)
3 58	Steve Konowalchuk	C	Portland (WHL)
4 80	Justin Morrison	LW	Kingston (OHL)
7 146	Dave Morissette	LW	Shawinigan (QMJHL)
8 168	Rick Corriveau	D	London (OHL)
9 190	Trevor Duhaime	RW	St. Jean (QMJHL)
10 209	Rob Leask	D	Hamilton (OHL)
10 212	Carl LeBlanc	D	Granby (QMJHL)
11 234	Rob Puchniak	D	Lethbridge (WHL)
12 256	Bill Kovacs	LW	Sudbury (OHL)

## 1990 (JUNE 16)

Rd. No.	Player	Pos.	Team
1 9	John Slaney	D	Cornwall (OHL)
2 30	Rod Pasma	D	Cornwall (OHL)
3 51	Chris Longo	RW	Peterborough (OHL)
4 72	Randy Pearce	LW	Kitchner (OHL)
5 93	Brian Sakic	LW	Swift Current/Tri-City (WHL)
5 94	Mark Ouimet	C	Michigan (CCHA)
6 114	Andrei Kovalev	RW	Dynamo Moscow (Rus.)
7 135	Roman Kontsek	RW	Dukla Trencin (Czech)
8 156	Peter Bondra	RW	Kosice (Czech)
8 159	Steve Martell	RW	London (OHL)
9 177	Ken Klee	D	Bowling Green (CCHA)
10 198	Michael Boback	C	Providence (HE)
11 219	Alan Brown	D	Colgate (ECAC)
12 240	Todd Hlushko	LW	London (OHL)

## 1989 (JUNE 17)

Rd. No.	Player	Pos.	Team
1 19	Olie Kolzig	G	Tri-City (WHL)
2 35	Byron Dafee	G	Portland (WHL)
3 59	Jim Mathieson	D	Regina (WHL)
4 61	Jason Woolley	D	Michigan State (CCHA)
5 82	Trent Klatt	C	Osseo (USHS)
6 145	Dave Lorentz	LW	Peterborough (OHL)
7 166	Dean Holoien	D	Saskatoon (WHL)
8 187	Victor Gervais	C	Seattle (WHL)
9 208	Jiri Vykoukal	D	DS Olomouc (Czech)
10 229	Andrei Sidorov	RW	Sokol-Kiev (Russia)
12 250	Ken House	C	Miami (CCHA)

## 1988 (JUNE 11)

Rd. No.	Player	Pos.	Team
1 15	Reggie Savage	C	Victoriaville (QMJHL)
2 36	Tim Taylor	C	London (OHL)
3 41	Wade Bartley	D	Dauphin (Jr. A)
4 57	Duane Derksen	G	Winkler (Jr. A)
5 78	Rob Krauss	D	Lethbridge (WHL)
6 120	Dmitri Khristich	LW	Sokol-Kiev (Russia)
7 141	Keith Jones	RW	Niagara Falls (Jr. B)
8 144	Brad Schlegel	D	London (OHL)
9 162	Todd Hilditch	D	Penticon Tier II (Jr. B)
10 183	Petr Pavlas	D	Dukla Trencin (Czech)
11 192	Mark Sorensen	D	Michigan (CCHA)
12 204	Claudio Scremin	D	Maine (HE)
13 225	Chris Venkus	RW	Western Michigan (CCHA)
14 246	Ron Pascucci	D	Belmont Hill (HS)

## 1987 (JUNE 13)

Rd. No.	Player	Pos.	Team
2 36	Jeff Ballantyne	D	Ottawa (OHL)
3 57	Steve Maltais	LW	Cornwall (OHL)
4 78	Tyler Larter	C	Sault Ste. Marie (OHL)
5 99	Pat Beauchesne	D	Moose Jaw (WHL)
6 120	Rich Defreitas	D	St. Mark's (HS)
7 141	Devon Oleniuk	D	Kamloops (WHL)
8 162	Thomas Sjogren	RW	Vastra Frolunda (Swe.)
10 204	Chris Clarke	D	Pembroke (OPJHL)
11 225	Milos Vanik	C	EHC Freiburg (Germany)
12 240	Dan Brettschneider	RW	Burnsville (HS)
12 246	Ryan Kumm	D	RPI (ECAC)

## 1986 (JUNE 21)

Rd. No.	Player	Pos.	Team
1 19	Jeff Greenlaw	LW	Canadian Nat'l Team
2 40	Steve Seftel	LW	Kingston (OHL)
3 60	Shawn Simpson	G	Sault Ste. Marie (OHL)
3 61	Jim Hrivnak	G	Merrimack (NCAA)
4 82	Erin Ginnell	C	Calgary (WHL)
5 103	John Purves	RW	Hamilton (OHL)
6 124	Stefan Nilsson	C	Lulea (Sweden)
7 145	Peter Choma	RW	Belleville (OHL)
8 166	Lee Davidson	C	Penticon (Jr. A)
9 187	Tero Toivola	RW	Tappara (Finland)
10 208	Bob Babcock	D	Sault Ste. Marie (OHL)
11 229	John Schratz	D	Amherst (OPJHL)
12 250	Scott McCrory	C	Oshawa (OHL)

# All-Time Draft Selections

## 1985 (JUNE 15)

Rd. No.	Player	Pos.	Team
1 19	Yvon Corriveau	LW	Toronto (OHL)
2 40	John Druce	RW	Peterborough (OHL)
3 61	Rob Murray	C	Peterborough (OHL)
4 82	Bill Houlder	D	North Bay (OHL)
4 83	Larry Shaw	D	Peterborough (OHL)
5 103	Claude Dumas	C	Granby (QMJHL)
6 124	Doug Stromback	RW	Kitchner (OHL)
7 145	Jamie Nadijwan	LW	Sudbury (OHL)
8 166	Mark Haarmann	D	Oshawa (OHL)
9 187	Steve Hollett	C	Sault Ste. Marie (OHL)
10 208	Dallas Eakins	D	Peterborough (OHL)
11 229	Steve Hryniewicz	LW	Ottawa (OHL)
12 250	Frank DiMuzzo	LW	Belleville (OHL)

## 1984 (JUNE 9)

Rd. No.	Player	Pos.	Team
1 17	Kevin Hatcher	D	North Bay (OHL)
2 34	Steve Leach	RW	Matignon (HS)
3 59	Michal Pivonka	C	Poldi Kladno (Czech)
4 80	Kris King	C	Peterborough (OHL)
6 122	Vito Cramarossa	RW	Toronto (OHL)
7 143	Timo Iljima	C	Karpat (Finland)
8 164	Frank Joo	D	Regina (WHL)
9 185	Jim Thomson	RW	Toronto (OHL)
10 205	Paul Cavallini	D	Hanry Carr (HS)
11 225	Mikhail Tatarinov	D	Sokol Kiev (USSR)
12 246	Per Schedrin	D	Brynas (Sweden)

## 1983 (JUNE 8)

Rd. No.	Player	Pos.	Team
4 75	Tim Bergland	C	Lincoln (HS)
5 95	Martin Bouliane	C	Granby (QMJHL)
7 135	Dwaine Hutton	LW	Kelowna (WHL)
8 155	Marty Abrams	G	Pembroke (CIAHL)
9 175	Dave Cowan	C	Washburn (HS)
10 195	Yves Beaudoin	D	Shawinigan (QMJHL)
11 215	Alain Raymond	G	Trois-Rivieres (QMJHL)
11 216	Anders Huss	C	Brynas (Sweden)

## 1982 (JUNE 9)

Rd. No.	Player	Pos.	Team
1 5	Scott Stevens	D	Kitchener (OHL)
3 58	Milan Novy	C	Poldi Kladno (Czech)
5 89	Dean Evason	C	Kamloops (WHL)
6 110	Ed Kastelic	RW	London (OHL)
8 152	Wally Schreiber	RW	Regina (WHL)
9 173	Jamie Reeves	G	Saskatoon (WHL)
10 194	Juha Numi	C	Tappara (Finland)
11 215	Wayne Prestage	C	Seattle (WHL)
12 236	Jon Holden	G	Peterborough (OHL)
12 247	Marco Kallas	C	St. Louis (Jr. B)

## 1981 (JUNE 10)

Rd. No.	Player	Pos.	Team
1 3	Bob Carpenter	C	St. John's (HS)
3 45	Eric Calder	D	Cornwall (QMJHL)
4 68	Tony Kellin	D	Grand Rapids (HS)
5 89	Mike Siltala	RW	Kingston (OHL)
5 91	Peter Sidorkiewicz	G	Oshawa (OHL)
6 110	Jim McGeough	C	Billings (WHL)
7 131	Risto Jalo	C	Ilves (Finland)
8 152	Gaetan Duchesne	LW	Quebec (QMJHL)
9 173	George White	LW	New Hampshire (ECAC)
10 194	Chris Valentine	RW	Sorel (QMJHL)

## 1980 (JUNE 11)

Rd. No.	Player	Pos.	Team
1 5	Darren Veitch	D	Regina (WHL)
3 47	Dan Miele	RW	Providence (ECAC)
3 55	Torrie Robertson	LW	Victoria (WHL)
5 89	Timo Blomqvist	D	Jokerit (Finland)
6 110	Todd Bidner	LW	Toronto (OHA)
7 131	Frank Perkins	RW	Sudbury (OHA)
8 152	Bruce Raboin	D	Providence (ECAC)
9 173	Peter Andersson	D	Timra IK (Sweden)
10 194	Tony Camazzola	D	Brandon (WHL)

## 1979 (AUGUST 9)

Rd. No.	Player	Pos.	Team
1 4	Mike Gartner	RW	Cincinnati (WHA)
2 24	Errol Rausse	LW	Seattle (WHL)
4 67	Harvie Pocza	LW	Billings (WHL)
5 88	Tim Tookey	C	Portland (WHL)
6 109	Greg Theberge	D	Peterborough (OHA)

## 1978 (JUNE 15)

Rd. No.	Player	Pos.	Team
1 2	Ryan Walter	C	Seattle (WCHL)
1 18	Tim Coulis	LW	Hamilton (OHA)
2 20	Paul Mulvey	LW	Portland (WCHL)
2 23	Paul MacKinnon	D	Peterborough (OHA)
3 38	Glen Currie	C	Laval (QMJHL)
3 45	Jay Johnston	D	Hamilton (OHA)
4 55	Bengt Gustafsson	LW	Farjestads (Sweden)
5 71	Lou Franceschetti	LW	Niagara Falls (OHA)
6 88	Vince Magnan	LW	Denver (WCHA)
7 105	Mats Hallin	LW	Farjestads (Sweden)
8 122	Richard Sirois	G	Milwaukee (IHL)
9 139	Denis Pomerleau	RW	Trois-Rivieres (QMJHL)
10 156	Barry Heard	G	London (OHA)
11 172	Mark Toffolo	D	Port Huron (IHL)
12 187	Paul Hogan	LW	Regina (WCHL)
12 189	Steve Barger	LW	Boston College (ECAC)
13 202	Rod Pacholsuk	D	Michigan (CCHA)
14 213	Wes Jarvis	C	Windsor (OHA)
14 215	Ray Irwin	D	Oshawa (OHA)

## 1977 (JUNE 14)

Rd. No.	Player	Pos.	Team
1 3	Robert Picard	D	Montreal (QMJHL)
2 21	Mark Lofthouse	RW	New Westminster (WCHL)
3 39	Eddy Godin	RW	Quebec (QMJHL)
4 57	Nelson Burton	LW	Quebec (QMJHL)
5 75	Denis Turcotte	C	Quebec (QMJHL)
6 93	Perry Schnarr	RW	Denver (WCHA)
7 111	Rollie Boutin	G	Lethbridge (WCHL)
8 127	Brent Tremblay	D	Trois-Rivieres (QMJHL)
9 143	Don Micheletti	LW	Minnesota (WCHA)
10 165	Archie Henderson	RW	Victoria (WCHL)

## 1976 (JUNE 1)

Rd. No.	Player	Pos.	Team
1 1	Rick Green	D	London (OHA)
1 15	Greg Carroll	C	Medicine Hat (WCHL)
3 37	Tom Rowe	RW	London (OHA)
4 55	Al Glendinning	D	Calgary (WCHL)
5 73	Doug Patey	RW	Sault Ste. Marie (OHA)
6 91	Jim Bedard	G	Sudbury (OHA)
7 100	Don Wilson	D	St. Catharines (OHA)
7 109	Dale Rideout	G	Sudbury (OHA)
8 119	Al Dumba	RW	Regina (WCHL)

## 1975 (JUNE 3)

Rd. No.	Player	Pos.	Team
1 18	Alex Forsyth	C	Kingston (OHA)
2 19	Peter Scamurra	D	Peterborough (OHA)
3 55	Blair MacKasey	D	Montreal (QMJHL)
4 73	Craig Crawford	LW	Toronto (OHA)
5 91	Roger Swanson	G	Flin Flon (WCHL)
6 109	Clark Jantzie	LW	U. of Alberta (CIAU)
7 127	Mike Fryia	LW	Peterborough (OHA)
8 144	Jim Ofrim	C	U. of Alberta (CIAU)
9 161	Malcolm Zinger	RW	Kamloops (WCHL)

# All-Time Draft Selections

## 1974 (MAY 28-30)

Rd. No.	Player	Pos.	Team
1 1	Greg Joly	D	Regina (WCHL)
2 19	Mike Marson	LW	Sudbury (OHA)
3 37	John Paddock	RW	Brandon (WCHL)
4 55	Paul Nicholson	LW	London (OHA)
5 73	Jack Patterson	LW	Kamloops (WCHL)
6 91	Brian Kinsella	C	Oshawa (OHA)
7 109	Garth Malarchuk	G	Calgary (WCHL)
8 127	John Nazur	LW	Cornwall (QMJHL)
9 144	Kelvin Erickson	G	Calgary (WCHL)
10 161	Tony White	LW	Kitchner (OHA)
11 176	Ron Pronchuk	D	Brandon (WCHL)
12 190	Dave McKee	LW	Oshawa (OHA)
13 202	Scott Mabley	D	Sault Ste. Marie (OHA)
14 212	Bernard Plante	LW	Trois-Rivieres (QMJHL)
15 220	Jacques Chaisson	RW	Drummondville (QMJHL)
16 225	Bill Bell	LW	Regina (WCHL)
17 228	Bob Blanchet	G	Kitchner (OHA)
18 231	John Bower, Jr.	D	Downsview (OPJHL)
19 234	Yves Plouffe	D	Sorel (QMJHL)
20 237	Terry Bozack	D	Pembroke (CJHL)
21 240	Gord Cole	LW	Brandon (WCHL)
22 242	Mike Cosentino	C	Hamilton (OHA)
23 244	John Duncan	D	Cornwall (QMJHL)
24 246	Barry Kerfoot	RW	Smith Falls (CJHL)
25 247	Ron Poole	C	Kamloops (WCHL)

## 1974 EXPANSION DRAFT (JUNE 12)

No.	Player	Pos.	Team Selected From
2	Ron Low	G	Toronto
4	Michel Belhumeur	G	Philadelphia
6	Dave Kryskow	LW	Chicago
8	Yvon Labre	D	Pittsburgh
10	Pete Laframboise	C	California
12	Bob Gryp	LW	Boston
14	Gord Smith	D	Los Angeles
16	Steve Atkinson	RW	Buffalo
18	Bruce Cowick	LW	Philadelphia
20	Denis Dupere	LW	Toronto
22	Joe Lundrigan	D	Toronto
24	Randy Wyzozub	C	Buffalo
26	Mike Bloom	LW	Boston
28	Gord Brooks	RW	St. Louis
30	Bob Collyard	C	St. Louis
32	Bill Mikkelsen	D	NY Islanders
34	Ron Anderson	RW	Boston
36	Mike Lampman	LW	Vancouver
38	Lew Morrison	RW	Atlanta
40	Steve West	C	Minnesota
42	Larry Bolonchuk	D	Vancouver
44	Murray Anderson	D	Minnesota
46	Larry Fullan	LW	Montreal
48	Jack Eggers	RW	NY Rangers



The Capitals selected Ivan Miroshnichenko with the 20th overall pick in the 2022 NHL Draft.

# All-Time Transactions

DATE	TRANSACTION
June 12, 1974	Caps claimed <b>Jim Hrycuik</b> from Hershey (AHL) in Intra-League Draft.
June 20, 1974	Caps acquired <b>Doug Mohns</b> from Atlanta for cash.
July 22, 1974	Caps acquired <b>Tommy Williams</b> from Boston for cash.
July 28, 1974	Caps acquired <b>Bill Lesuk</b> from Los Angeles for cash.
July 29, 1974	Caps acquired <b>Andre Peloffy</b> from NY Rangers for cash.
October 1, 1974	Caps signed <b>Bernie Wolfe</b> .
October 29, 1974	Caps claimed <b>Rod Seiling</b> off waivers from NY Rangers.
November 2, 1974	Caps acquired <b>Willie Brossart</b> and <b>Tim Ecclestone</b> from Toronto for <b>Rod Seiling</b> .
November 2, 1974	Caps traded <b>Tim Ecclestone</b> to Atlanta for cash.
December 14, 1974	Caps acquired <b>Ron LaLonde</b> from Pittsburgh for <b>Lew Morrison</b> .
December 20, 1974	Caps signed <b>Bill Riley</b> to a five-game tryout contract.
January 21, 1975	Caps acquired <b>Ron Jones</b> from Pittsburgh for Pete Laframboise.
February 8, 1975	Caps acquired <b>Jack Lynch</b> from Detroit for <b>Dave Kryskow</b> .
February 10, 1975	Caps acquired <b>Garnet Bailey</b> and <b>Stan Gilbertson</b> from St. Louis for <b>Denis Dupere</b> .
February 28, 1975	Caps acquired <b>Nelson Pyatt</b> from Detroit for a 3rd round pick ( <b>Allen Cameron</b> ) in the 1975 Amateur Draft.
March 3, 1975	Caps traded <b>Bill Mikkelsen</b> to Los Angeles for cash.
March 9, 1975	Caps acquired <b>Blair Stewart</b> from Detroit for <b>Mike Bloom</b> .
May 21, 1975	Caps released <b>Bruce Cowick</b> on waivers to St. Louis.
June 4, 1975	Caps acquired <b>Bill Clement</b> , <b>Don Maclean</b> , and a 1st round pick in the 1975 Amateur Draft ( <b>Alex Forsythe</b> ) from Philadelphia for a 1st round pick in the 1975 Amateur Draft ( <b>Mel Bridgman</b> ).
June 17, 1975	Caps claimed <b>Hartland Monahan</b> from NY Rangers in Intra-League Draft.
October, 1975	Caps signed <b>Brian Stapleton</b> to a three-game tryout contract.
December 15, 1975	Caps acquired <b>Bob Sirois</b> from Philadelphia for future considerations ( <b>John Paddock</b> ).
December 16, 1975	Caps acquired <b>Harvey Bennett</b> from Pittsburgh for <b>Stan Gilbertson</b> .
January 22, 1976	Caps acquired <b>Gerry Meahan</b> , <b>Jean Lemieux</b> , and Buffalo's 1st round pick in the 1976 Entry Draft (previously acquired, <b>Gregg Carroll</b> ) from Atlanta for <b>Bill Clement</b> .
February 23, 1976	Caps acquired <b>Rich Nantais</b> and <b>Alain Langlois</b> from New Haven (AHL) for <b>Ron H. Anderson</b> and <b>Bob Gryp</b> .
March 1, 1976	Caps signed <b>Rick Bragnalo</b> .
September 1, 1976	Caps signed <b>Guy Charron</b> .
September 27, 1976	Caps traded <b>Blair MacKasey</b> to Toronto for cash.
October 5, 1976	Caps signed <b>Gord Lane</b> .
October 10, 1976	Caps signed <b>Steve Self</b> .
November 24, 1976	Caps traded <b>Harvey Bennett</b> to Philadelphia for cash.
November 30, 1976	Caps acquired <b>Bryan Watson</b> from Detroit for <b>Greg Joly</b> .
December 4, 1976	Caps acquired <b>Bill Collins</b> from Philadelphia for cash.
January 19, 1977	Caps signed <b>Bill Riley</b> .
February 1, 1977	Caps signed <b>Craig Patrick</b> .
March 3, 1977	Caps acquired <b>Roger Crozier</b> from Buffalo for cash.
May 29, 1977	Caps claimed <b>Doug Gibson</b> off waivers from Boston.
August 17, 1977	Caps acquired <b>Walt McKechnie</b> , a 3rd round pick in the 1978 Amateur Draft ( <b>Jay Johnston</b> ), and a 2nd round pick in the 1979 Amateur Draft ( <b>Errol Rousse</b> ) from Detroit for the rights to <b>Ron Low</b> and a 3rd round pick ( <b>Borris Fistic</b> ) in the 1979 Amateur Draft.
September 3, 1977	Caps signed <b>Gary Smith</b> .
October 1, 1977	Caps acquired <b>Don Awrey</b> from Pittsburgh for <b>Bob Paradise</b> .
October 17, 1977	Caps traded <b>Hartland Monahan</b> to Pittsburgh for a 1st round pick (later traded) in the 1979 Entry Draft.
December 9, 1977	Caps acquired <b>Bob Girard</b> and a 2nd round pick in the 1978 Amateur Draft ( <b>Paul McKinnon</b> ) from Cleveland for <b>Walt McKechnie</b> .
February 19, 1978	Caps traded <b>Gary Smith</b> to Minnesota for cash.
June 10, 1978	Caps signed <b>Rolf Edberg</b> .
June 10, 1978	Caps signed <b>Leif Svensson</b> .
September 21, 1978	Caps signed <b>Greg Carroll</b> .
October 9, 1978	Caps claimed <b>Pierre Bouchard</b> from Montreal in Waiver Draft.
October 18, 1978	Caps acquired <b>Dennis Maruk</b> from Minnesota for Pittsburgh's 1st round pick in the 1979 Entry Draft (previously acquired, <b>Tom McCarthy</b> ).
October 19, 1978	Caps acquired <b>Michel Bergeron</b> from the NY Islanders for a 2nd round pick ( <b>Tomas Jonsson</b> ) in the 1979 Amateur Draft.
December 4, 1978	Caps signed <b>Gary Rissling</b> .
December 19, 1978	Caps signed <b>Gary Inness</b> .
January 6, 1979	Caps released <b>Greg Carroll</b> on waivers to Detroit.
January 15, 1979	Caps claimed <b>Greg Polis</b> off waivers from NY Rangers.
February 7, 1979	Caps signed <b>Dennis Hextall</b> .
March 12, 1979	Caps acquired <b>Chuck Arnason</b> from Minnesota for future considerations.
April 24, 1979	Caps traded <b>Chuck Arnason</b> to Minnesota for cash.
June 9, 1979	Caps reclaimed <b>Paul MacKinnon</b> from Winnipeg prior to Expansion Draft.
June 9, 1979	Caps claimed <b>Bengt Gustafsson</b> from Edmonton (WHL) prior to Expansion Draft.
June 11, 1979	Caps acquired <b>Steve Clippingdale</b> from Los Angeles for <b>Mike Marson</b> .
June 13, 1979	Caps lost <b>Doug Patey</b> to Edmonton in Expansion Draft.
June 13, 1979	Caps lost <b>Gord Smith</b> to Winnipeg in Expansion Draft.
June 13, 1979	Caps lost <b>Bill Riley</b> to Winnipeg in Expansion Draft.
June 13, 1979	Caps lost <b>Blair Stewart</b> to Quebec in Expansion Draft.
June 13, 1979	Caps claimed <b>Eddy Godin</b> as a fill in during Expansion Draft.
June 13, 1979	Caps claimed <b>Bob Girard</b> as a fill in during Expansion Draft.
June 15, 1979	Caps acquired <b>Dave Parro</b> from Quebec for <b>Nelson Burton</b> .
August 12, 1979	Caps signed <b>Tony Cassolato</b> .
August 16, 1979	Caps acquired <b>Wayne Stephenson</b> from Philadelphia for a 3rd round pick in the 1981 Entry Draft ( <b>Barry Tabobondung</b> ).

# All-Time Transactions

DATE	TRANSACTION
September 16, 1979	Caps signed <b>Antero Lehtonen</b> .
October 9, 1979	Caps signed <b>Claude Noel</b> .
November 9, 1979	Caps signed <b>Jim McTaggart</b> .
December 7, 1979	Caps acquired <b>Mike Kaszycki</b> from NY Islanders for <b>Gord Lane</b> .
January 17, 1980	Caps acquired <b>Al Hangsleben</b> from Hartford for <b>Tom Rowe</b> .
February 16, 1980	Caps acquired <b>Pat Ribble</b> from Toronto for <b>Mike Kaszycki</b> .
June 5, 1980	Caps signed <b>Howard Walker</b> .
June 11, 1980	Caps acquired <b>Mike Palmateer</b> and Toronto's 3rd round pick in the 1980 Entry Draft ( <b>Torrie Robertson</b> ) from Toronto for <b>Tim Coulis</b> , <b>Robert Picard</b> and a 2nd round pick in the 1980 Entry Draft ( <b>Bob McGill</b> ).
July 1, 1980	Caps acquired <b>Jean Pronovost</b> from Calgary for cash.
August 21, 1980	Caps acquired <b>Bob Kelly</b> from Philadelphia for a 3rd round pick in the 1982 Entry Draft ( <b>Bill Campbell</b> ).
October 6, 1980	Caps signed <b>Dennis Ververgaert</b> .
November 7, 1980	Caps claimed <b>Rick Smith</b> off waivers from Detroit.
December 26, 1980	Caps acquired <b>Dwayne Lowdermilk</b> from NY Islanders for future considerations.
January 2, 1981	Caps acquired a 5th round pick in the 1981 Entry Draft ( <b>Peter Sidorkiewicz</b> ) from Pittsburgh for <b>Gary Rissling</b> .
June 5, 1981	Caps signed <b>Roland Stoltz</b> .
July 23, 1981	Caps acquired <b>Al Jensen</b> from Detroit for <b>Mark Lofthouse</b> .
September 4, 1981	Caps signed <b>Orest Kindrachuk</b> .
September 4, 1981	Caps transferred <b>Paul Mulvey</b> to Pittsburgh as compensation for Caps' signing of <b>Orest Kindrachuk</b> .
October 5, 1981	Caps claimed <b>Terry Murray</b> off waivers from Philadelphia.
November 25, 1981	Caps acquired <b>Bobby Gould</b> and <b>Randy Holt</b> from Calgary for Pat Ribble and a 2nd round pick in the 1982 Entry Draft ( <b>Todd Francis</b> ).
January 31, 1982	Caps signed <b>Tom Rowe</b> .
February 1, 1982	Caps acquired <b>Lee Norwood</b> and a 6th round pick in the 1982 Entry Draft ( <b>Mats Kihlstrom</b> ) from Quebec for Tim Tookey and a 7th round pick in the 1982 Entry Draft ( <b>Daniel Poudrier</b> ).
March 9, 1982	Caps acquired <b>Doug Hicks</b> from Edmonton for <b>Todd Bidner</b> .
June 9, 1982	Caps acquired <b>Ken Houston</b> and <b>Pat Riffin</b> from Calgary for <b>Howard Walker</b> , <b>George White</b> , a 6th round pick in the 1982 Entry Draft ( <b>Mats Kihlstrom</b> ), a 3rd round pick in the 1983 Entry Draft ( <b>Parry Berezan</b> ), and a 2nd round pick in the 1984 Entry Draft ( <b>Paul Ranheim</b> ).
June 9, 1982	Caps acquired <b>Alan Haworth</b> and a 3rd round pick ( <b>Milan Novy</b> ) in the 1982 Entry Draft from Buffalo for a 2nd round pick ( <b>Mike Anderson</b> ) and a 4th round pick ( <b>Timo Jutila</b> ) in the 1982 Entry Draft.
August 4, 1982	Caps acquired <b>Robbie Moore</b> and a 11th round pick in the 1983 Entry Draft ( <b>Anders Huss</b> ) from Minnesota for <b>Wes Jarvis</b> and <b>Rollie Boutin</b> .
August 28, 1982	Caps acquired <b>Ted Bulley</b> and <b>Dave Hutchinson</b> from Chicago for a 6th round choice in the 1983 Entry Draft ( <b>Jari Torkki</b> ) and a 5th round pick in the 1984 Entry Draft ( <b>Darin Sceviour</b> ).
September 9, 1982	Caps traded <b>Mike Palmateer</b> to Toronto for cash.
September 9, 1982	Caps acquired <b>Rod Langway</b> , <b>Craig Laughlin</b> , <b>Doug Jarvis</b> and <b>Brian Engblom</b> from Montreal for <b>Ryan Walter</b> and <b>Rick Green</b> .
October 4, 1982	Caps released <b>Dave Hutchinson</b> in waiver draft to New Jersey.
April 5, 1983	Caps signed <b>Bryan Erickson</b> .
June 8, 1983	Caps acquired <b>Dave Christian</b> from Winnipeg for a 1st round pick in the 1983 Entry Draft ( <b>Bobby Dollas</b> ).
July 5, 1983	Caps acquired a 2nd round pick in the 1984 Entry Draft ( <b>Stephen Leach</b> ) from Minnesota for <b>Dennis Maruk</b> .
October 3, 1983	Caps acquired <b>Greg C. Adams</b> from Hartford for <b>Torrie Robertson</b> .
October 6, 1983	Caps acquired <b>Dave Shand</b> from Toronto for <b>Lee Norwood</b> .
October 18, 1983	Caps acquired <b>Larry Murphy</b> from Los Angeles for <b>Brian Engblom</b> and <b>Ken Houston</b> .
November 17, 1983	Caps claimed <b>Gary McAdam</b> off waivers from New Jersey.
January 18, 1984	Caps traded rights to <b>Gary McAdam</b> to New Jersey for cash.
February 21, 1984	Caps signed <b>Bob Mason</b> .
February 21, 1984	Caps signed <b>Gary Sampson</b> .
March 6, 1984	Caps acquired a 4th round pick in the 1985 Entry Draft ( <b>Larry Shaw</b> ) from Edmonton for <b>Risto Jalo</b> .
March 29, 1984	Caps signed <b>Andre Hidi</b> .
July 11, 1984	Caps signed <b>Marc Chorney</b> .
July 17, 1984	Caps signed <b>Paul Gardner</b> .
August 7, 1984	Caps signed <b>Mike McEwen</b> .
August 17, 1984	Caps signed <b>Graeme Nicolson</b> .
March 12, 1985	Caps acquired <b>Mark Taylor</b> from Pittsburgh for <b>Jim McGeough</b> .
March 12, 1985	Caps acquired <b>David Jensen</b> from Hartford for <b>Dean Evason</b> and <b>Peter Sidorkiewicz</b> .
June 25, 1985	Caps signed <b>Grant Jennings</b> .
August 6, 1985	Caps signed <b>Grant Martin</b> .
September 9, 1985	Caps acquired <b>Daryl Evans</b> from Los Angeles for <b>Glen Currie</b> .
October 7, 1985	Caps claimed <b>Dwight Schofield</b> in Waiver Draft from St. Louis.
October 31, 1985	Caps acquired <b>Bruce Shoenbottom</b> from Los Angeles for <b>Bryan Erickson</b> .
November 14, 1985	Caps acquired <b>Pete Peeters</b> from Boston for <b>Pat Riffin</b> .
December 6, 1985	Caps acquired <b>Jorgen Petterson</b> from Hartford for <b>Doug Jarvis</b> .
March 10, 1986	Caps acquired <b>John Barrett</b> and <b>Greg Smith</b> from Detroit for <b>Darren Veitch</b> .
March 10, 1986	Caps acquired a 3rd round pick in the 1986 Entry Draft ( <b>Shawn Simpson</b> ) from Quebec for <b>Peter Andersson</b> .
October 6, 1986	Caps claimed <b>John Blum</b> in Waiver Draft from Boston.
October 8, 1986	Caps traded <b>Dwight Schofield</b> to Pittsburgh for cash.
January 1, 1987	Caps acquired <b>Bob Crawford</b> , <b>Kelly Miller</b> and <b>Mike Ridley</b> from NY Rangers for <b>Bob Carpenter</b> and a 2nd round pick in the 1989 Entry Draft ( <b>Jason Prososky</b> ).
February 14, 1987	Caps acquired <b>Garry Galley</b> from Los Angeles for <b>Al Jensen</b> .

# All-Time Transactions

DATE	TRANSACTION
May 22, 1987	Caps signed <b>Robin Bawa</b> .
June 1, 1987	Caps acquired a 7th round pick in the 1988 Entry Draft ( <b>Brad Schlegel</b> ) from Boston for <b>John Blum</b> .
June 13, 1987	Caps acquired <b>Clint Malarchuk</b> and <b>Dale Hunter</b> from Quebec for <b>Gaetan Duchesne</b> , <b>Alan Haworth</b> and a 1st round pick in the 1987 Entry Draft ( <b>Joe Sakic</b> ).
August 27, 1987	Caps acquired <b>Peter Sundstrom</b> from NY Rangers for a 5th round pick ( <b>Martin Bergeron</b> ) in the 1988 Entry Draft.
October 9, 1987	Caps signed <b>Mike Richard</b> .
December 11, 1987	Caps acquired Montreal's 2nd round pick in the 1988 Entry Draft (previously acquired, <b>Wade Bartley</b> ) from St. Louis for <b>Paul Cavallini</b> .
February 9, 1988	Caps acquired <b>Grant Ledyard</b> from Los Angeles for <b>Craig Laughlin</b> .
February 22, 1988	Caps traded <b>John Barrett</b> to Minnesota for future considerations.
March 1, 1988	Caps signed <b>Chris Felix</b> .
June 6, 1988	Caps signed <b>Shawn Cronin</b> .
July 6, 1988	Caps acquired <b>Neil Sheehy</b> and <b>Mike Millar</b> from Hartford for <b>Grant Jennings</b> and <b>Ed Kastelic</b> .
July 22, 1988	Caps acquired the rights to <b>Geoff Courtnall</b> from Edmonton for <b>Greg C. Adams</b> .
October 19, 1988	Caps acquired <b>Rob Whistle</b> from St. Louis for a 6th round pick in the 1989 Entry Draft ( <b>Derek Frenette</b> ).
November 1, 1988	Caps acquired <b>Don Beaupre</b> from Minnesota for <b>Claudio Scremin</b> .
January 23, 1989	Caps acquired <b>Kent Carlson</b> from Winnipeg for future considerations.
February 28, 1989	Caps signed <b>Doug Wickenheiser</b> .
March 6, 1989	Caps acquired <b>Scot Kleinendorst</b> from Hartford for <b>Jim Thompson</b> .
March 7, 1989	Caps acquired <b>Calle Johansson</b> and a 2nd round pick in the 1989 Entry Draft ( <b>Byron Dafeo</b> ) from Buffalo for <b>Clint Malarchuk</b> , <b>Grant Ledyard</b> and a 6th round pick in the 1989 Entry Draft ( <b>Brian Holzinger</b> ).
March 7, 1989	Caps acquired <b>Dino Ciccarelli</b> and <b>Bob Rouse</b> from Minnesota for <b>Mike Gartner</b> and <b>Larry Murphy</b> .
June 1, 1989	Caps acquired <b>Mark Ferner</b> from Buffalo for <b>Scott McCrory</b> .
June 17, 1989	Caps acquired <b>Bob Mason</b> from Quebec for future considerations.
June 17, 1989	Caps acquired <b>Alan May</b> from Los Angeles for a 5th round pick in the 1989 Entry Draft ( <b>Thomas Newman</b> ).
June 19, 1989	Caps acquired a 10th round pick in the 1991 Entry Draft ( <b>Rob Leask</b> ) from New Jersey for <b>Peter Sundstrom</b> .
June 29, 1989	Caps acquired a 5th round pick in the 1990 Entry Draft ( <b>Mark Ouimet</b> ) from Toronto for <b>Lou Franschetti</b> .
July 25, 1989	Caps signed <b>Brian Tutt</b> .
August 21, 1989	Caps signed <b>Kent Paynter</b> .
September 28, 1989	Caps acquired <b>Alain G. Cote</b> from Boston for <b>Bobby Gould</b> .
October 2, 1989	Caps claimed <b>Nick Kypreos</b> in Waiver Draft from Philadelphia.
October 2, 1989	Caps acquired <b>Alfie Turcotte</b> from Boston for <b>Mike Millar</b> .
December 13, 1989	Caps acquired <b>Bob Joyce</b> from Boston for <b>Dave Christian</b> .
January 5, 1990	Caps acquired <b>John Tucker</b> from Buffalo for future considerations.
March 6, 1990	Caps acquired <b>Mike Liut</b> from Hartford for <b>Yvon Corriveau</b> .
June 22, 1990	Caps acquired <b>Marc Deschamps</b> from Montreal for <b>Alain G. Cote</b> .
July 3, 1990	Caps traded <b>John Tucker</b> to Buffalo for cash.
July 3, 1990	Caps signed <b>Ken Lovsin</b> .
July 13, 1990	Caps acquired <b>Peter Zezel</b> and <b>Mike Lalor</b> from St. Louis for <b>Geoff Courtnall</b> .
July 16, 1990	Caps lost restricted free agent <b>Scott Stevens</b> to St. Louis in exchange for five 1st round draft picks (1991- <b>Trevor Halverson</b> , 1992- <b>Sergei Gonchar</b> , 1993- <b>Brendan Witt</b> , 1994-traded to Toronto, <b>Eric Fichaud</b> , 1995- <b>Miika Elomo</b> ).
September 30, 1990	Caps acquired <b>Dave Tippett</b> from Hartford for a 6th round pick in the 1992 Entry Draft ( <b>Jarrett Reid</b> ).
September 30, 1990	Caps acquired <b>Shawn Anderson</b> from Buffalo for <b>Bill Houlder</b> .
October 1, 1990	Caps released <b>Shawn Anderson</b> on waivers to Quebec.
October 3, 1990	Caps acquired <b>Joel Quenneville</b> from Hartford for cash.
January 16, 1991	Caps acquired <b>Al Iafrate</b> from Toronto for <b>Peter Zezel</b> and <b>Bob Rouse</b> .
January 24, 1991	Caps acquired <b>Paul Fenton</b> and <b>John Kordic</b> from Toronto for a 5th round pick in the 1991 Entry Draft ( <b>Alexei Kuashov</b> ).
January 24, 1991	Caps acquired <b>Ken Sabourin</b> from Calgary for <b>Paul Fenton</b> .
March 5, 1991	Caps acquired <b>Bobby Reynolds</b> from Toronto for <b>Rob Mendel</b> .
May 21, 1991	Caps acquired <b>Craig Duncanson</b> , <b>Brent Hughes</b> and <b>Simon Wheeldon</b> from Winnipeg for <b>Bob Joyce</b> , <b>Tyler Larter</b> and <b>Kent Paynter</b> .
May 30, 1991	Caps lost <b>Rob Murray</b> to Minnesota in Expansion Draft.
June 21, 1991	Caps acquired <b>Shawn Chambers</b> from Minnesota for <b>Steve Maltais</b> and <b>Trent Klatt</b> .
June 21, 1991	Caps acquired <b>Randy Burridge</b> from Boston for <b>Stephen Leach</b> .
June 22, 1991	Caps acquired Toronto's 2nd round pick in the 1991 Entry Draft (previously acquired, <b>Eric Lavigne</b> ) from Quebec for <b>Mikhail Tatarinov</b> .
July 31, 1991	Caps traded <b>Robin Bawa</b> to Vancouver for cash.
September 8, 1991	Caps acquired <b>Sylvain Cote</b> from Hartford for a 2nd round pick in the 1992 Entry Draft ( <b>Andrei Nikolishin</b> ).
October 23, 1991	Caps acquired <b>Shawn Anderson</b> from Winnipeg for future considerations.
February 24, 1992	Caps acquired <b>John Byce</b> and <b>Dennis Smith</b> from Boston for <b>Brent Hughes</b> and future considerations.
February 27, 1992	Caps traded <b>Mark Ferner</b> to Toronto for future considerations.
March 2, 1992	Caps acquired <b>Paul MacDermid</b> from Winnipeg for <b>Mike Lalor</b> .
June 15, 1992	Caps acquired <b>Mark Hunter</b> and future considerations ( <b>Yvon Corriveau</b> ) from Hartford for <b>Nick Kypreos</b> .
June 16, 1992	Caps signed <b>Steve Weeks</b> .
June 18, 1992	Caps lost <b>Shawn Chambers</b> to Tampa Bay in Expansion Draft.
June 18, 1992	Caps lost <b>Tim Bergland</b> to Tampa Bay in Expansion Draft.
June 20, 1992	Caps acquired <b>Kevin Miller</b> from Detroit for <b>Dino Ciccarelli</b> .
June 30, 1992	Caps signed <b>Bob Carpenter</b> .
August 13, 1992	Caps traded <b>Steve Weeks</b> to Ottawa for future considerations.
October 1, 1992	Caps acquired <b>Pat Elynuik</b> from Winnipeg for <b>John Druce</b> and Toronto's 4th round pick in the 1993 Entry Draft (previously acquired).
October 4, 1992	Caps released <b>Yvon Corriveau</b> on waivers to San Jose.
November 2, 1992	Caps acquired <b>Paul Cavallini</b> from St. Louis for <b>Kevin Miller</b> .
December 16, 1992	Caps traded <b>Ken Sabourin</b> to Calgary for future considerations.

# All-Time Transactions

DATE	TRANSACTION
January 23, 1993	Caps acquired <b>Eric Murano</b> from Vancouver for Tim Taylor.
March 22, 1993	Caps acquired <b>Rick Tabaracci</b> from Winnipeg for <b>Jim Hrivnak</b> and a 2nd round pick in the 1993 Entry Draft ( <b>Alexei Budayev</b> ).
June 15, 1993	Caps acquired <b>Kevin Kaminski</b> from Quebec for <b>Mark Matier</b> .
June 20, 1993	Caps acquired <b>Mike Hough</b> from Quebec for <b>Reggie Savage</b> and <b>Paul MacDermid</b> .
June 20, 1993	Caps traded <b>Paul Cavallini</b> to Dallas for future considerations ( <b>Enrico Ciccone</b> , June 25, 1993).
June 24, 1993	Caps lost <b>Mike Hough</b> to Florida in Expansion Draft.
June 26, 1993	Caps acquired <b>Craig Berube</b> from Calgary for a 5th round pick in the 1993 Entry Draft ( <b>Darryl Lafrance</b> ).
June 26, 1993	Caps acquired a 7th round pick in the 1993 Entry Draft ( <b>Andrew Brunette</b> ) from Calgary for <b>Brad Schlegel</b> .
July 27, 1993	Caps signed <b>Keith Acton</b> .
August 3, 1993	Caps signed <b>Dave Poulin</b> .
August 5, 1993	Caps signed <b>Todd Nelson</b> .
October 21, 1993	Caps signed <b>Brian Curran</b> .
October 22, 1993	Caps traded <b>Pat Elynuik</b> to Tampa Bay for future considerations.
October 22, 1993	Caps released <b>Keith Acton</b> on waivers to the NY Islanders.
March 19, 1994	Caps claimed <b>Tim Bergland</b> off waivers from Tampa Bay.
March 21, 1994	Caps acquired <b>Jim Johnson</b> from Dallas for Alan May and a 7th round pick in the 1995 Entry Draft ( <b>Jeff Dewar</b> ).
March 21, 1994	Caps acquired <b>Joe Reekie</b> from Tampa Bay for <b>Enrico Ciccone</b> , a 3rd round pick in the 1994 Entry Draft (later traded to Anaheim, <b>Craig Reichert</b> ) and future considerations.
March 21, 1994	Caps acquired <b>Joe Juneau</b> from Boston for <b>Al Iafrate</b> .
June 28, 1994	Caps acquired <b>Rob Pearson</b> and Philadelphia's 1st round pick (previously acquired, <b>Nolan Baumgartner</b> ) in the 1994 Entry Draft from Toronto for <b>Mike Ridley</b> and St. Louis' 1st round pick in the 1994 Entry Draft (previously acquired, <b>Eric Fichaud</b> ).
January 18, 1995	Caps acquired a 5th round pick ( <b>Benoit Gratton</b> ) in the 1995 Entry Draft from Ottawa for <b>Don Beaupre</b> .
January 18, 1995	Caps acquired <b>Mark Tinordi</b> and <b>Rick Mrozik</b> from Dallas for <b>Kevin Hatcher</b> .
February 4, 1995	Caps signed <b>Steve Poapst</b> .
February 10, 1995	Caps acquired <b>Warren Rychel</b> from Los Angeles for <b>Randy Burridge</b> .
February 10, 1995	Caps acquired a 4th round pick in the 1995 Entry Draft ( <b>Sebastien Charpentier</b> ) from Toronto for <b>Warren Rychel</b> .
April 7, 1995	Caps acquired a 5th round pick in the 1995 Entry Draft ( <b>Joel Cort</b> ) from Calgary for <b>Rick Tabaracci</b> .
April 7, 1995	Caps acquired <b>Mike Eagles</b> and <b>Igor Ulanov</b> from Winnipeg for 3rd (later traded to Dallas, <b>Sergei Gusev</b> ) and 5th round picks ( <b>Brian Elder</b> ) in the 1995 Entry Draft.
July 8, 1995	Caps acquired a 1st round pick ( <b>Alexander Volchkov</b> ) and a 4th round pick ( <b>Justin Davis</b> ) in the 1996 Entry Draft from Los Angeles for <b>Dmitri Khristich</b> and <b>Byron Dafoe</b> .
July 12, 1995	Caps acquired Philadelphia's 3rd round pick in the 1996 Entry Draft (previously acquired, <b>Shawn McNeil</b> ) from Colorado for <b>John Slaney</b> .
July 14, 1995	Caps acquired <b>Mike Torchia</b> from Dallas for cash.
September 8, 1995	Caps signed <b>Frank Bialowas</b> .
September 25, 1995	Caps signed <b>Ron Tugnutt</b> .
October 17, 1995	Caps acquired a 3rd round pick in the 1996 Entry Draft ( <b>Dave Weninger</b> ) from Chicago for <b>Igor Ulanov</b> .
November 16, 1995	Caps acquired <b>Eric Charron</b> from Tampa Bay for a 7th round pick in the 1997 Entry Draft ( <b>Eero Somervuori</b> ).
January 29, 1996	Caps acquired <b>Denis Chasse</b> from St. Louis for <b>Rob Pearson</b> .
February 15, 1996	Caps acquired <b>Stewart Malgunas</b> from Winnipeg for <b>Denis Chasse</b> .
March 8, 1996	Caps acquired <b>Todd Krygier</b> from Anaheim for <b>Mike Torchia</b> .
May 21, 1996	Caps acquired <b>Michel Picard</b> from Ottawa for cash.
July 12, 1996	Caps signed <b>Daniel Laperriere</b> .
July 18, 1996	Caps traded <b>Frank Bialowas</b> to Philadelphia for future considerations.
July 22, 1996	Caps signed <b>Phil Housley</b> .
August 27, 1996	Caps signed <b>Robb Stauber</b> .
November 2, 1996	Caps acquired <b>Curtis Leschyshyn</b> and <b>Chris Simon</b> from Colorado for <b>Keith Jones</b> and a 1st round pick in the 1998 Entry Draft ( <b>Scott Parker</b> ).
November 9, 1996	Caps acquired <b>Andrei Nikolishin</b> from Hartford for <b>Curtis Leschyshyn</b> .
March 1, 1997	Caps acquired <b>Bill Ranford</b> , <b>Adam Oates</b> and <b>Rick Tocchet</b> from Boston for <b>Jason Allison</b> , <b>Jim Carey</b> , <b>Anson Carter</b> and a 3rd round pick in the 1997 Entry Draft ( <b>Lee Goren</b> ).
March 17, 1997	Caps signed <b>Ryan Mulhern</b> .
August 20, 1997	Caps signed <b>Mike O'Neill</b> .
August 20, 1997	Caps signed <b>Mark Major</b> .
September 4, 1997	Caps acquired a 7th round pick in the 1998 Entry Draft ( <b>Nathan Forster</b> ) from Calgary for <b>Eric Charron</b> .
October 1, 1997	Caps signed <b>Jan Benda</b> .
October 10, 1997	Caps acquired a 5th round pick in the 1998 Entry Draft ( <b>Erik Wendell</b> ) from Chicago for <b>Martin Gendron</b> and a 6th round pick in the 1998 Entry Draft ( <b>Jonathan Pelletier</b> ).
August 20, 1997	Caps signed <b>Stephane Beauregard</b> .
November 19, 1997	Caps claimed <b>Jeff Toms</b> off waivers from Tampa Bay.
March 9, 1998	Caps acquired <b>Esa Tikkanen</b> from Florida for <b>Dwayne Hay</b> and future considerations.
March 21, 1998	Caps signed <b>Brian Bellows</b> .
March 24, 1998	Caps acquired <b>Jeff Brown</b> from Toronto for <b>Sylvain Cote</b> .
June 18, 1998	Caps acquired a 3rd round pick in the 1998 Entry Draft ( <b>Todd Hornung</b> ) and a 2nd round pick in the 1999 Entry Draft from Tampa Bay for <b>Bill Ranford</b> .
June 26, 1998	Caps lost <b>Andrew Brunette</b> to Nashville in Expansion Draft.
July 14, 1998	Caps signed <b>Dmitri Mironov</b> .
July 21, 1998	Caps released <b>Phil Housley</b> on waivers to Calgary.
October 15, 1998	Caps acquired <b>James Black</b> from Chicago for a conditional pick (later re-acquired) in the 1999 Entry Draft.
October 16, 1998	Caps acquired <b>Tom Chorske</b> and an 8th round pick ( <b>Maxim Orlov</b> ) in the 1999 Entry Draft from NY Islanders for a 6th round pick ( <b>Bjorn Melin</b> ) in the 1999 Entry Draft.
December 28, 1998	Caps acquired <b>Enrico Ciccone</b> from Tampa Bay for cash.
February 3, 1999	Caps acquired <b>Barrie Moore</b> from Edmonton for <b>Brad Church</b> .
March 18, 1999	Caps traded <b>Brad Shaw</b> and a pick in the 1999 Entry Draft to St. Louis for a pick in the 1999 Entry Draft.

# All-Time Transactions

DATE	TRANSACTION
March 22, 1999	Caps acquired a 7th round pick and a 9th round pick in the 1999 Entry Draft from Calgary for <b>Tom Chorske</b> .
March 22, 1999	Caps acquired <b>Alexei Tezikov</b> and future considerations from Buffalo for <b>Joe Juneau</b> and a 3rd round pick in the 1999 Entry Draft ( <b>Tim Preston</b> ).
March 23, 1999	Caps traded <b>Dale Hunter</b> to Colorado for an optional pick in the 1999 or 2000 Entry Draft.
March 23, 1999	Caps traded <b>Craig Berube</b> to Philadelphia for cash.
March 30, 1999	Caps signed <b>Jeff Halpern</b> .
June 21, 1999	Caps acquired <b>Jeff Nelson</b> from Nashville for future considerations.
June 25, 1999	Caps lost <b>Mark Tinordi</b> to Atlanta in Expansion Draft.
July 16, 1999	Caps acquired <b>Craig Billington</b> from Colorado for future considerations.
July 20, 1999	Caps signed <b>Glen Metropolit</b> .
July 21, 1999	Caps signed <b>Ulf Dahlen</b> .
July 27, 1999	Caps signed <b>Joe Sacco</b> .
August 9, 1999	Caps signed <b>Jamie Huscroft</b> .
August 18, 1999	Caps acquired <b>Steve Shirreffs</b> from Calgary for <b>Benoit Gratton</b> .
September 27, 1999	Caps claimed <b>Ken Sutton</b> in Waiver Draft from New Jersey.
October 5, 1999	Caps traded <b>Ken Sutton</b> to New Jersey for future considerations.
January 17, 2000	Caps acquired a 7th round pick in the 2000 Entry Draft (later traded to Los Angeles, <b>Evgeny Federov</b> and a 3rd round pick in the 2001 Entry Draft (later traded to Toronto, <b>Brendan Bell</b> ) from Tampa Bay for <b>Jaroslav Svejksky</b> .
January 18, 2000	Caps claimed <b>Terry Yake</b> off waivers from St. Louis.
January 20, 2000	Caps claimed <b>Jim McKenzie</b> off waivers from Anaheim.
February 3, 2000	Caps traded <b>Stewart Malgunas</b> to Nashville for future considerations.
February 4, 2000	Caps traded <b>Alexandre Volchkov</b> to Edmonton for future considerations.
February 10, 2000	Caps claimed <b>Joe Murphy</b> off waivers from Boston.
June 2, 2000	Caps acquired <b>Stephen Peat</b> from Anaheim for a 4th round pick in the 2000 Entry Draft ( <b>Jonas Ronnqvist</b> ).
June 23, 2000	Caps lost <b>Barrie Moore</b> to Columbus in Expansion Draft.
June 23, 2000	Caps lost <b>Oleg Orekhovsky</b> to Minnesota in Expansion Draft.
June 24, 2000	Caps acquired a 2nd round pick in the 2000 Entry Draft ( <b>Matt Pettinger</b> ) from Calgary for <b>Miika Elomo</b> .
July 6, 2000	Caps signed <b>Sylvain Cote</b> .
July 7, 2000	Caps signed <b>Craig Berube</b> .
July 21, 2000	Caps acquired <b>Remi Royer</b> from Chicago for <b>Nolan Baumgartner</b> .
July 21, 2000	Caps signed <b>Todd Rohloff</b> .
November 1, 2000	Caps signed <b>Corey Hirsch</b> .
November 29, 2000	Caps acquired <b>Derek Bekar</b> from St. Louis for <b>Mike Peluso</b> .
December 11, 2000	Caps acquired <b>Dmitri Khristich</b> from Toronto for a 3rd round pick in the 2001 Entry Draft ( <b>Brendan Bell</b> ).
January 11, 2001	Caps traded <b>Craig Berube</b> to NY Islanders for a 9th round pick in the 2001 Entry Draft ( <b>Robert Muller</b> ).
February 1, 2001	Caps acquired <b>Brantt Myhres</b> from Nashville for future considerations.
March 3, 2001	Caps acquired <b>David Emma</b> from Florida for <b>Remi Royer</b> .
March 13, 2001	Caps acquired <b>Trevor Linden</b> , <b>Dainius Zubrus</b> and a 2nd round pick in the 2001 Entry Draft (later traded to Tampa Bay, <b>Andreas Holmqvist</b> ) from Montreal for <b>Jan Bulis</b> , <b>Richard Zednik</b> and a 1st round pick in the 2001 Entry Draft ( <b>Alexander Perezhogin</b> ).
March 13, 2001	Caps acquired <b>Jason Marshall</b> from Anaheim for <b>Alexei Tezikov</b> and a 4th round pick in the 2001 Entry Draft ( <b>Brandon Rogers</b> ).
March 13, 2001	Caps acquired <b>Dean Melanson</b> from Philadelphia for <b>Matt Herr</b> .
May 3, 2001	Caps signed <b>Martin Hlinka</b> .
July 11, 2001	Caps acquired <b>Jaromir Jagr</b> and <b>Frantisek Kucera</b> from Pittsburgh for <b>Kris Beech</b> , <b>Ross Lupaschuk</b> , <b>Michal Sivek</b> and future considerations.
August 1, 2001	Caps signed <b>Peter Ferraro</b> .
August 22, 2001	Caps acquired <b>Chris Ferraro</b> from New Jersey for future considerations.
October 20, 2001	Caps claimed <b>Glen Metropolit</b> off waivers from Tampa Bay.
November 10, 2001	Caps acquired a 1st round choice in the 2002 draft and a 3rd round choice in 2003 from Vancouver for <b>Trevor Linden</b> and a 2nd round choice in either 2002 or 2003.
January 8, 2002	Caps signed <b>Colin Forbes</b> .
January 17, 2002	Caps acquired a 4th round choice in the 2002 draft from Chicago for <b>Joe Reekie</b> .
January 29, 2002	Caps claimed <b>Ivan Ciernik</b> off waivers from Ottawa.
February 1, 2002	Caps claimed <b>Trent Whitfield</b> off waivers from NY Rangers.
March 19, 2002	Caps claimed <b>Benoit Hogue</b> off waivers from Boston.
March 19, 2002	Caps acquire <b>Maxime Ouellet</b> and 1st, 2nd and 3rd round choices in the 2002 draft from Philadelphia for <b>Adam Oates</b> .
July 1, 2002	Caps signed <b>Robert Lang</b> .
July 9, 2002	Caps signed <b>Kip Miller</b> and <b>Dwayne Zinger</b> .
September 13, 2002	Caps signed <b>Jason Doig</b> .
October 2, 2002	Caps claimed <b>Alex Henry</b> off waivers from Edmonton.
October 15, 2002	Caps claimed <b>Andreas Salomonsson</b> off waivers from New Jersey.
November 1, 2002	Caps acquired <b>Michael Nylander</b> and a 3rd round choice in 2003 for <b>Andrei Nikolishin</b> and <b>Chris Simon</b> .
December 16, 2002	Caps acquired <b>Josef Boumedienne</b> from Ottawa in exchange for <b>Dean Melanson</b> .
January 15, 2003	Caps claimed <b>Josh Green</b> of waivers from the NY Rangers.
January 15, 2003	Caps acquired <b>Joel Kwiatkowski</b> from Ottawa for future considerations.
March 11, 2003	Caps acquired <b>Sergei Berezin</b> from Chicago for a 4th round choice in the 2004 Entry Draft.
July 1, 2003	Caps acquired <b>Dmitry Yushkevich</b> from Philadelphia in exchange for a 7th round pick in the 2004 Entry Draft.
July 14, 2003	Caps acquired <b>Alexander Riazantsev</b> from Nashville in exchange for <b>Mike Farrell</b> .
July 14, 2003	Caps signed <b>Andrej Podkonicky</b> and <b>Garret Stroshein</b> .
July 18, 2003	Caps signed <b>John Gruden</b> .
August 18, 2003	Caps signed <b>Francois Methot</b> .
September 5, 2003	Caps signed <b>Darcy Verot</b> .
October 3, 2003	Caps claimed <b>Denis Hamel</b> from Ottawa and <b>Brian Willsie</b> from Colorado in the Waiver Draft.

# All-Time Transactions

DATE	TRANSACTION
October 5, 2003	Caps traded <b>Denis Hamel</b> to Ottawa for future considerations.
October 5, 2003	Caps lost <b>Glen Metropolit</b> to Ottawa in the Waiver Draft.
October 22, 2003	Caps acquired <b>Bates Battaglia</b> and <b>Jonas Johansson</b> from Colorado for <b>Steve Konowalchuk</b> and a 3rd round selection in the 2004 Entry Draft.
December 20, 2003	Caps signed <b>Colin Forbes</b> .
January 9, 2004	Caps claimed <b>Todd Rohloff</b> off waivers from Columbus.
January 23, 2004	Caps acquired <b>Anson Carter</b> from NY Rangers in exchange for <b>Jaromir Jagr</b> .
February 18, 2004	Caps acquired <b>Brooks Laich</b> and a 2nd round selection in the 2005 Entry Draft (later traded to Colorado- <b>Chris Durand</b> ) from Ottawa for <b>Peter Bondra</b> .
February 27, 2004	Caps acquired <b>Tomas Fleischmann</b> and Detroit's 1st round choice in the 2004 Entry Draft ( <b>Mike Green</b> ) and 4th round choice in the 2006 Entry Draft ( <b>Luke Lynes</b> ) for <b>Robert Lang</b> .
March 3, 2004	Caps acquired <b>Shaone Morrisonn</b> and 1st ( <b>Jeff Schultz</b> ) and 2nd round ( <b>Michail Yunkov</b> ) selections in the 2004 Entry Draft from Boston for <b>Sergei Gonchar</b> .
March 4, 2004	Caps acquired a 2nd round selection in the 2006 Entry Draft ( <b>Francois Bouchard</b> ) and future considerations from Boston for <b>Michael Nylander</b> .
March 5, 2004	Caps claimed <b>Craig Johnson</b> off waivers from Toronto.
March 5, 2004	Caps claimed <b>Brad Norton</b> off waivers from Los Angeles.
March 8, 2004	Caps acquired <b>Jared Aulin</b> from Los Angeles for <b>Anson Carter</b> .
March 9, 2004	Caps acquired <b>Jakub Klepis</b> from Buffalo for <b>Mike Grier</b> .
March 9, 2004	Caps claimed <b>Jean-Luc Grand-Pierre</b> off waivers from Atlanta.
March 19, 2004	Caps signed <b>Matt Yeats</b> .
April 3, 2004	Caps signed <b>Mel Angelstad</b> .
April 26, 2004	Caps signed <b>Justin Eddy</b> .
August 2, 2004	Caps signed <b>Jeff Paul</b> .
August 24, 2004	Caps signed <b>Louis Robitaille</b> .
August 4, 2005	Caps acquired <b>Chris Clark</b> and a 7th round choice in the 2007 Entry Draft ( <b>Andrew Glass</b> ) from Calgary for a 7th round choice in the 2006 Entry Draft ( <b>Devin Didymete</b> ) and a 6th round choice in the 2007 Entry Draft (later traded to Colorado, <b>Jens Hellgren</b> ).
August 8, 2005	Caps signed <b>Ben Clymer</b> and <b>Miroslav Zalesak</b> .
August 9, 2005	Caps signed <b>Andrew Cassels</b> and <b>Lawrence Nycholat</b> .
August 10, 2005	Caps signed <b>Mathieu Biron</b> and <b>Ivan Majesky</b> .
August 12, 2005	Caps acquired <b>Bryan Muir</b> from Los Angeles for future considerations.
August 12, 2005	Caps signed <b>Jamie Heward</b> and <b>Boyd Kane</b> .
August 18, 2005	Caps signed <b>Matt Bradley</b> .
August 25, 2005	Caps signed <b>David Steckel</b> .
September 26, 2005	Caps acquired <b>Jeff Friesen</b> from New Jersey for a conditional pick in the 2006 Entry Draft.
October 4, 2005	Caps claimed <b>Brent Johnson</b> off waivers from Vancouver.
November 21, 2005	Caps signed <b>Joey Tenute</b> .
December 2, 2005	Caps acquired a 5th round choice in the 2006 Entry Draft (later traded to NY Rangers, <b>Tomas Zaborsky</b> ) from Vancouver for <b>Maxime Ouellet</b> .
December 28, 2005	Caps acquired <b>Colin Forbes</b> from Carolina for <b>Stephen Peat</b> .
February 3, 2006	Caps acquired <b>Doug Doull</b> from Phoenix for <b>Dwayne Zinger</b> .
March 9, 2006	Caps acquired a 2nd round choice in the 2006 Entry Draft ( <b>Keith Seabrook</b> ) from Anaheim for <b>Jeff Friesen</b> .
March 9, 2006	Caps acquired <b>Kris Beech</b> and a 1st round choice in the 2006 Entry Draft ( <b>Semyon Varlamov</b> ) from Nashville for <b>Brendan Witt</b> .
March 9, 2006	Caps claimed <b>Rico Fata</b> off waivers from Atlanta.
April 1, 2006	Caps signed <b>Jamie Hunt</b> and <b>Matt Stefanishon</b> .
July 1, 2006	Caps signed <b>Brian Pothier</b> .
July 12, 2006	Caps acquired <b>Richard Zednik</b> from Montreal for a 3rd round pick in the 2007 Entry Draft ( <b>Olivier Fortier</b> ).
July 14, 2006	Caps signed <b>Donald Brashear</b> , <b>Alexandre Giroux</b> and <b>Chad Wiseman</b> .
July 18, 2006	Caps signed <b>Quintin Laing</b> .
July 21, 2006	Caps signed <b>Peter Vandermeer</b> .
July 25, 2006	Caps signed <b>Trevor Byrne</b> .
July 26, 2006	Caps signed <b>Dean Arsene</b> .
August 8, 2006	Caps signed <b>Timo Helbling</b> and <b>Petr Taticek</b> .
September 14, 2006	Caps signed <b>John Erskine</b> .
February 1, 2007	Caps acquired <b>Milan Jurcina</b> from Boston for a 4th round choice in the 2008 Entry Draft (later traded to Calgary, <b>T.J. Brodie</b> ).
February 26, 2007	Caps acquired <b>Andy Hedlund</b> and a 6th round pick in the 2007 Entry Draft ( <b>Justin Taylor</b> ) from Ottawa for <b>Lawrence Nycholat</b> .
February 26, 2007	Caps acquired a 2nd round pick in the 2007 Entry Draft ( <b>Theo Ruth</b> ) from the New York Islanders for <b>Richard Zednik</b> .
February 27, 2007	Caps acquired <b>Jiri Novotny</b> and a 1st round pick in the 2007 Entry Draft (later traded to San Jose, <b>Nick Petrecki</b> ) from Buffalo for <b>Dainius Zubrus</b> and <b>Timo Helbling</b> .
February 27, 2007	Caps acquired a conditional pick in the 2008 Entry Draft from Los Angeles for <b>Jamie Heward</b> .
March 16, 2007	Caps signed <b>Steve Pinizzotto</b> .
March 17, 2007	Caps signed <b>Sean Collins</b> .
July 1, 2007	Caps signed <b>Tom Poti</b> and <b>Viktor Kozlov</b> .
July 2, 2007	Caps signed <b>Michael Nylander</b> .
July 5, 2007	Caps signed <b>Jame Pollock</b> and <b>Kyle Wilson</b> .
July 9, 2007	Caps signed <b>Joe Motzko</b> .
July 17, 2007	Caps signed <b>Jason Morgan</b> .
November 19, 2008	Caps acquired a 2nd round pick in the 2009 Entry Draft (later traded to Montreal, then Atlanta, <b>Jeremy Morin</b> ) from Anaheim for <b>Brian Sutherby</b> .
February 26, 2008	Caps acquired <b>Cristobal Huet</b> from Montreal for a 2nd round pick in the 2009 Entry Draft (later traded to Atlanta, <b>Jeremy Morin</b> ).
February 26, 2008	Caps acquired <b>Sergei Fedorov</b> from Columbus for <b>Theo Ruth</b> .
February 26, 2008	Caps acquired <b>Matt Cooke</b> from Vancouver for <b>Matt Pettinger</b> .
February 26, 2008	Caps acquired <b>Alexandre Giroux</b> from Atlanta for <b>Joe Motzko</b> .
March 26, 2008	Caps signed <b>Jay Beagle</b> .
June 20, 2008	Caps acquired a 1st round pick in the 2008 Entry Draft ( <b>John Carlson</b> ) from Philadelphia for <b>Steve Eminger</b> and a 3rd round pick in the 2008 Entry Draft ( <b>Jacob Deserres</b> ).
July 1, 2008	Caps signed <b>Jose Theodore</b> .
July 2, 2008	Caps signed <b>Graham Mink</b> and <b>Tyler Sloan</b> .
July 3, 2008	Caps signed <b>Keith Aucoin</b> .

# All-Time Transactions

DATE	TRANSACTION
November 28, 2008	Caps signed <b>Bryan Helmer</b> .
December 12, 2008	Caps signed <b>Brett Leonhardt</b> to an amateur tryout contract.
February 6, 2009	Caps claimed <b>Staffan Kronwall</b> off waivers from Toronto.
March 20, 2009	Caps signed <b>Trevor Bruess</b> .
March 25, 2009	Caps signed <b>Zach Miskovic</b> .
May 26, 2009	Caps signed <b>Jake Hauswirth</b> .
June 27, 2009	Caps acquired a 5th round pick ( <b>Caleb Herbert</b> ) in the 2010 Entry Draft for <b>Sami Lepisto</b> .
July 1, 2009	Caps signed <b>Mike Knuble</b> .
July 10, 2009	Caps signed <b>Brendan Morrison</b> .
July 11, 2009	Caps signed <b>Boyd Kane</b> .
July 17, 2009	Caps traded <b>Keith Seabrook</b> to Calgary for future considerations.
September 30, 2009	Pittsburgh claimed <b>Chris Bourque</b> off waivers.
December 5, 2009	Caps claimed <b>Chris Bourque</b> off waivers from Pittsburgh.
December 28, 2009	Caps acquired <b>Jason Chimera</b> from Columbus for <b>Chris Clark</b> and <b>Milan Jurcina</b> .
March 3, 2010	Caps acquired <b>Scott Walker</b> from Carolina for a 7th round pick in the 2010 Entry Draft (later traded to Philadelphia, <b>Ricard Blidstrand</b> ).
March 3, 2010	Caps acquired <b>Eric Belanger</b> from Minnesota for a 2nd round pick in the 2010 Entry Draft ( <b>Johan Larsson</b> ).
March 3, 2010	Caps acquired <b>Milan Jurcina</b> from Columbus for a conditional draft pick.
March 3, 2010	Caps acquired <b>Joe Corvo</b> from Carolina for <b>Brian Pothier</b> , <b>Oskar Osala</b> and a 2nd round pick in the 2011 Entry Draft (later traded to Calgary, <b>Tyler Wotherspoon</b> ).
April 5, 2010	Caps signed <b>Dustin Stevenson</b> .
June 26, 2010	Caps acquired a 4th round pick ( <b>Philipp Grubauer</b> ) in the 2010 Entry Draft from Toronto for a 4th round pick ( <b>Petter Granberg</b> ) and a 5th round pick ( <b>Daniel Brodin</b> ) in 2010.
July 2, 2010	Caps signed <b>Dany Sabourin</b> .
July 7, 2010	Caps signed <b>Brian Fahey</b> and <b>Kyle Greentree</b> .
July 13, 2010	Caps signed <b>Brian Willsie</b> .
July 28, 2010	Caps acquired <b>D.J. King</b> from St. Louis for <b>Stefan Della Rovere</b> .
September 21, 2010	Caps sign <b>Brandon Anderson</b> .
September 27, 2010	Caps signed <b>Matt Hendricks</b> .
October 4, 2010	Caps signed <b>Philipp Grubauer</b> .
November 30, 2010	Caps acquired <b>Scott Hannan</b> from Colorado for <b>Tomas Fleischmann</b> .
December 2, 2010	Caps sign <b>Brett Flemming</b> .
February 26, 2011	Caps claimed <b>Marco Strum</b> off waivers from Los Angeles.
February 28, 2011	Caps acquired <b>Dennis Wideman</b> from Florida for <b>Jake Hauswirth</b> and a third-round pick in the 2011 Entry Draft ( <b>Jonathan Racine</b> ).
February 28, 2011	Caps acquired <b>Jason Arnott</b> from New Jersey for <b>David Steckel</b> and a 2012 second-round pick.
March 2, 2011	Caps signed <b>Dmitry Orlov</b> .
March 19, 2011	Caps signed <b>Garrett Mitchell</b> .
June 1, 2011	Caps signed <b>Mattias Sjogren</b> .
June 2, 2011	Caps acquired <b>Taylor Steffen</b> from Nashville for a conditional draft pick in the 2013 NHL Entry Draft.
June 24, 2011	Caps acquired <b>Troy Brouwer</b> from Chicago for a 1st round pick in the 2011 Entry Draft ( <b>Phillip Danault</b> ).
July 1, 2011	Caps signed <b>Jeff Halpern</b> .
July 1, 2011	Caps signed <b>Ryan Potulny</b> .
July 1, 2011	Caps acquired a 1st round pick in the 2012 Entry Draft ( <b>Filip Forsberg</b> ) and Boston's 2nd round pick in the 2012 Entry Draft (traded to Dallas; Mike Winther) from Colorado for <b>Semyon Varlamov</b> .
July 1, 2011	Caps signed <b>Joel Ward</b> .
July 1, 2011	Caps signed <b>Roman Hamrlik</b> .
July 2, 2011	Caps signed <b>Tomas Vokoun</b> .
July 2, 2011	Caps signed <b>Chris Bourque</b> .
July 4, 2011	Caps signed <b>Danny Richmond</b> .
July 6, 2011	Caps signed <b>Troy Brouwer</b> .
July 8, 2011	Acquired <b>Danick Paquette</b> and 4th round pick in the 2012 Entry Draft ( <b>Thomas Di Pauli</b> ) from Winnipeg for <b>Eric Fehr</b> .
July 11, 2011	Caps signed <b>Christian Hanson</b> .
July 14, 2011	Caps signed <b>Jacob Micflikier</b> .
August 24, 2011	Caps signed <b>Stanislav Galiev</b> .
November 8, 2011	Caps acquired <b>Tomas Kundratek</b> from the New York Rangers for <b>Francois Bouchard</b> .
January 30, 2012	Caps signed <b>Joel Rechlicz</b> .
February 2, 2012	Caps acquired <b>Kevin Marshall</b> from Philadelphia for <b>Matt Ford</b> .
February 2, 2012	Caps acquired <b>Mike Carman</b> from Colorado for <b>Danny Richmond</b> .
March 27, 2012	Caps signed <b>Cameron Schilling</b> .
May 26, 2012	Caps acquired <b>Zach Hamill</b> from Boston for <b>Chris Bourque</b> .
June 6, 2012	Caps acquired a 7th round pick in the 2012 Entry Draft ( <b>Sergey Kostenko</b> ) from Pittsburgh for <b>Tomas Vokoun</b> .
June 22, 2012	Caps acquired <b>Mike Ribeiro</b> from Dallas for <b>Cody Eakin</b> and a 2nd round pick in the 2012 NHL Draft ( <b>Mike Winther</b> ).
June 27, 2012	Caps acquired a 5th round pick in the 2013 NHL Draft and <b>Jordan Henry</b> from Calgary for <b>Dennis Wideman</b> .
July 2, 2012	Caps signed <b>Garrett Stafford</b> .
July 2, 2012	Caps signed <b>Joey Crabb</b> .
July 3, 2012	Caps signed <b>Jack Hillen</b> .
July 7, 2012	Caps signed <b>Ryan Stoa</b> .
July 11, 2012	Caps signed <b>Wojtek Wolski</b> .
July 13, 2012	Caps signed <b>Filip Forsberg</b> .
July 14, 2012	Caps signed <b>Matt Clackson</b> .
July 19, 2012	Caps signed <b>Tom Wilson</b> .
January 31, 2013	Caps acquired <b>Peter LeBlanc</b> from the Chicago Blackhawks for <b>Mathieu Beaudoin</b> .

# All-Time Transactions

DATE	TRANSACTION
January 31, 2013	Caps acquired <b>Casey Wellman</b> from Florida for <b>Zach Hamill</b> .
February 28, 2013	Caps claimed <b>Aaron Volpatti</b> off waivers from Vancouver.
March 4, 2013	Caps signed <b>Steve Oleksy</b> .
March 14, 2013	Caps acquired <b>Chay Genoway</b> from Minnesota for a conditional seventh-round draft pick in 2014.
March 14, 2013	Caps acquired <b>Nicolas Deschamps</b> from Toronto in exchange for <b>Kevin Marshall</b> .
April 2, 2013	Caps signed <b>Nate Schmidt</b> .
April 2, 2013	Caps acquired <b>Joel Rechlicz</b> from Phoenix in exchange for <b>Matt Clackson</b> .
April 2, 2013	Caps acquired <b>Dane Byers</b> from Edmonton in exchange for <b>Garrett Stafford</b> .
April 3, 2013	Caps acquired <b>Martin Erat</b> and <b>Michael Latta</b> from Nashville in exchange for <b>Filip Forsberg</b> .
April 5, 2013	Caps signed <b>Patrick Wey</b> and <b>Julien Brouillette</b> .
July 6, 2013	Caps signed <b>David Kolomatis</b> .
July 8, 2013	Caps signed <b>Tyson Strachan</b> , <b>Matt Watkins</b> and <b>David Leggio</b> .
July 10, 2013	Caps signed <b>Peter LeBlanc</b> .
July 30, 2013	Caps signed <b>Julien Cayer</b> .
August 20, 2013	Caps signed <b>Brandon Segal</b> .
August 23, 2013	Caps signed <b>Mikhail Grabovski</b> .
September 4, 2013	Caps signed <b>Andre Burakovsky</b> .
July 22, 2013	Caps signed <b>Nicolas Deschamps</b> .
Sept. 23, 2013	Caps signed <b>Connor Carrick</b> .
Sept. 29, 2013	Caps acquired <b>John Mitchell</b> and a NHL fourth-round draft pick in the 2014 NHL Entry Draft from Anaheim in exchange for <b>Mathieu Perreault</b> .
Oct. 3, 2013	Caps claimed <b>Alexander Urbom</b> off of waivers from New Jersey.
Nov. 29, 2013	Caps signed <b>Brett Leonhardt</b> to an amateur tryout contract.
March 4, 2014	Caps acquired <b>Dustin Penner</b> from Anaheim in exchange for a fourth-round draft pick in the 2014 NHL Entry Draft.
March 4, 2014	Caps acquired <b>Chris Brown</b> , <b>Rostislav Klesla</b> and a fourth-round draft pick in the 2015 NHL Entry Draft from Phoenix in exchange for <b>Martin Erat</b> and <b>John Mitchell</b> .
March 5, 2014	Caps acquired <b>Jaroslav Halak</b> and a third-round draft pick in the 2015 NHL Entry Draft from Buffalo in exchange for <b>Michal Neuvirth</b> and <b>Rostislav Klesla</b> .
March 8, 2014	Caps signed <b>Evgeny Kuznetsov</b> .
March 19, 2014	Caps signed <b>Phoenix Copley</b> .
March 21, 2014	Caps signed <b>Caleb Herbert</b> .
April 2, 2014	Caps signed <b>Madison Bowey</b> to a three-year, entry-level contract.
April 12, 2014	Caps signed <b>Chandler Stephenson</b> to a three-year, entry-level contract.
April 19, 2014	Caps acquired a seventh-round draft pick in the 2014 NHL Entry Draft from Nashville in exchange for the rights to <b>Jaynen Rissling</b> .
April 26, 2014	Caps relieved head coach <b>Adam Oates</b> of his duties and announced the contract of vice president and general manager <b>George McPhee</b> would not be renewed.
May 1, 2014	Caps acquired a fourth-round pick in the 2014 NHL Draft from the NY Islanders in exchange for <b>Jaroslav Halak</b> .
May 13, 2014	Caps signed <b>Garrett Mitchell</b> .
May 16, 2014	Caps signed <b>Christian Djoos</b> .
May 26, 2014	Caps name <b>Brian MacLellan</b> general manager and <b>Barry Trotz</b> head coach.
June 16, 2014	Caps name <b>Ross Mahoney</b> assistant general manager.
June 24, 2014	Caps name <b>Mitch Korn</b> goaltending coach.
June 25, 2014	Caps name <b>Todd Reirden</b> assistant coach.
June 27, 2014	Caps name <b>Lane Lambert</b> assistant coach.
July 1, 2014	Caps signed <b>Brooks Orpik</b> .
July 1, 2014	Caps signed <b>Matt Niskanen</b> .
July 1, 2014	Caps signed <b>Justin Peters</b> .
July 1, 2014	Caps signed <b>Mike Moore</b> .
July 1, 2014	Caps signed <b>Jon Landry</b> .
July 1, 2014	Caps signed <b>Chris Conner</b> .
July 4, 2014	Caps signed <b>Kris Newbury</b> .
July 4, 2014	Caps signed <b>Tim Kennedy</b> .
July 9, 2014	Caps signed <b>Eddie Pasquale</b> .
July 15, 2014	Caps signed <b>Jakub Vrana</b> .
July 15, 2014	Caps signed <b>Vitek Vanecsek</b> .
July 25, 2014	Caps signed <b>Nathan Walker</b> .
Oct. 6, 2014	Caps signed <b>Liam O'Brien</b> .
Feb. 28, 2015	Caps acquired <b>Tim Gleason</b> from Carolina in exchange for <b>Jack Hillen</b> and a fourth-round pick in the 2015 NHL Draft.
March 1, 2015	Caps acquired <b>Curtis Glencross</b> from Calgary in exchange for a second-round and a third-round pick in the 2015 NHL Draft.
March 4, 2015	Caps signed <b>Tyler Lewington</b> .
March 31, 2015	Caps signed <b>Travis Boyd</b> .
April 17, 2015	Caps signed <b>Riley Barber</b> .
July 1, 2015	Caps re-signed <b>Stanislav Galiev</b> .
July 1, 2015	Caps signed <b>Taylor Chorney</b> .
July 1, 2015	Caps signed <b>Carter Camper</b> .
July 1, 2015	Caps signed <b>Sean Collins</b> .
July 1, 2015	Caps signed <b>Mike Moore</b> .
July 1, 2015	Caps signed <b>Aaron Ness</b> .
July 1, 2015	Caps signed <b>Justin Williams</b> .
July 2, 2015	Caps signed <b>Chris Bourque</b> .
July 2, 2015	Caps acquired <b>T.J. Oshie</b> from St. Louis in exchange for <b>Troy Brouwer</b> , <b>Phoenix Copley</b> and a third-round pick in the 2016 NHL Draft.
July 4, 2015	Caps signed <b>Dan Ellis</b> .
July 6, 2015	Caps re-signed <b>Evgeny Kuznetsov</b> .
July 8, 2015	Caps signed <b>Paul Carey</b> .
July 16, 2015	Caps signed <b>Zach Sill</b> .
July 16, 2015	Caps signed <b>Chris Brown</b> .

# All-Time Transactions

DATE	TRANSACTION
July 24, 2015	Caps signed <b>Ryan Stanton</b> .
July 24, 2015	Caps re-signed <b>Braden Holtby</b> .
July 30, 2015	Caps signed <b>Jonas Siegenthaler</b> .
July 31, 2015	Caps re-signed <b>Marcus Johansson</b> .
Oct. 5, 2015	Caps signed <b>Tim McGauley</b> .
Jan. 6, 2016	Caps signed <b>Mike Richards</b> .
Feb. 19, 2016	Caps re-signed <b>Taylor Chorney</b> .
Feb. 23, 2016	Caps acquired <b>Mike Weber</b> from Buffalo in exchange for a third-round pick in the 2017 NHL Draft.
Feb. 28, 2016	Caps acquired <b>Ryan Bourque</b> from NY Rangers in exchange for <b>Chris Brown</b> .
Feb. 28, 2016	Caps acquired <b>Daniel Winnik</b> and a fifth-round pick in the 2016 NHL Draft from Toronto in exchange for <b>Brooks Laich</b> , <b>Connor Carrick</b> and a second-round pick in the 2016 NHL Draft.
March 28, 2016	Caps signed <b>Adam Carlson</b> .
June 24, 2016	Caps acquired <b>Lars Eller</b> from Montreal in exchange for Washington's second-round pick in the 2017 and 2018 NHL Draft.
June 24, 2016	Caps re-signed <b>Paul Carey</b> .
June 24, 2016	Caps re-signed <b>Aaron Ness</b> .
June 30, 2016	Caps re-signed <b>Zach Sill</b> .
June 30, 2016	Caps re-signed <b>Tom Wilson</b> .
July 1, 2016	Caps signed <b>Brett Connolly</b> .
July 1, 2016	Caps signed <b>Christian Thomas</b> .
July 1, 2016	Caps signed <b>Joe Cannata</b> .
July 1, 2016	Caps signed <b>Darren Dietz</b> .
July 2, 2016	Caps signed <b>Brad Malone</b> .
July 12, 2016	Caps signed <b>Zach Sanford</b> .
July 20, 2016	Caps re-signed <b>Marcus Johansson</b> .
Sept. 21, 2016	Caps re-signed <b>Dmitry Orlov</b> .
Feb. 15, 2017	Caps acquired <b>Tom Gilbert</b> from Los Angeles in exchange for a conditional 2017 pick.
Feb. 27, 2017	Caps acquired <b>Kevin Shattenkirk</b> and <b>Pheonix Copley</b> from St. Louis in exchange for <b>Zach Sanford</b> , <b>Brad Malone</b> , a 2017 first-round draft pick and a conditional draft pick.
March 2, 2017	Caps signed <b>Lucas Johansen</b> .
March 2, 2017	Caps signed <b>Colby Williams</b> .
March 2, 2017	Caps signed <b>Mason Mitchell</b> .
March 31, 2017	Caps signed <b>Garrett Pilon</b> .
June 2, 2017	Caps re-signed <b>Nathan Walker</b> .
June 22, 2017	Caps re-signed <b>Christian Djoos</b> .
June 23, 2017	Caps re-signed <b>T.J. Oshie</b> .
June 28, 2017	Caps re-signed <b>Pheonix Copley</b> .
June 29, 2017	Caps re-signed <b>Chandler Stephenson</b> .
June 30, 2017	Caps re-signed <b>Dmitry Orlov</b> .
July 1, 2017	Caps re-signed <b>Brett Connolly</b> .
July 2, 2017	Caps re-signed <b>Evgeny Kuznetsov</b> .
July 3, 2017	Caps signed <b>Devante Smith-Pelly</b> .
July 3, 2017	Caps signed <b>John Albert</b> .
July 4, 2017	Caps re-signed <b>Andre Burakovsky</b> .
July 5, 2017	Caps re-signed <b>Travis Boyd</b> .
July 6, 2017	Caps re-signed <b>Philipp Grubauer</b> .
July 11, 2017	Caps signed <b>Wayne Simpson</b> .
July 14, 2017	Caps re-signed <b>Liam O'Brien</b> .
October 14, 2017	Caps signed <b>Alex Chiasson</b> .
December 20, 2017	Caps claimed <b>Nathan Walker</b> off waivers.
February 9, 2018	Caps acquired <b>Joe Whitney</b> and <b>Adam Chapie</b> from New York Rangers in exchange for <b>John Albert</b> and defenseman <b>Hubert Labrie</b> .
February 10, 2018	Caps re-signed <b>Lars Eller</b> .
February 19, 2018	Caps acquired <b>Michal Kempny</b> from Chicago in exchange for a 2018 third-round draft pick.
February 21, 2018	Caps acquired <b>Jakub Jerabek</b> from Montreal in exchange for a 2019 fifth-round draft pick.
March 22, 2018	Caps signed <b>Tobias Geisser</b> .
March 23, 2018	Caps signed <b>Shane Gersich</b> .
April 4, 2018	Caps signed <b>Brian Pinho</b> .
May 2, 2018	Caps signed <b>Axel Jonsson-Fjallby</b> .
May 2, 2018	Caps signed <b>Jusso Ikonen</b> .
May 4, 2018	Caps signed <b>Ilya Samsonov</b> .
May 9, 2018	Caps signed <b>Mathias Bau</b> .
May 4, 2018	Caps re-signed <b>Aaron Ness</b> .
May 9, 2018	Caps re-signed <b>Tyler Lewington</b> .
June 24, 2018	Caps re-signed <b>John Carlson</b> .
June 28, 2018	Caps re-signed <b>Devante Smith-Pelly</b> .
June 29, 2018	Caps name <b>Todd Reirden</b> head coach.
July 1, 2018	Caps signed <b>Nic Dowd</b> .
July 2, 2018	Caps signed <b>Jayson Megna</b> .
July 2, 2018	Caps signed <b>Michael Sgarbossa</b> .
July 3, 2018	Caps re-signed <b>Riley Barber</b> .
July 13, 2018	Caps re-signed <b>Liam O'Brien</b> .
July 19, 2018	Caps re-signed <b>Madison Bowey</b> .
July 24, 2018	Caps signed <b>Brooks Orpik</b> .
July 27, 2018	Caps re-signed <b>Tom Wilson</b> .
August 6, 2018	Caps promote <b>Brett Leonhardt</b> , name <b>Reid Cashman</b> , <b>Scott Arniel</b> as assistant coaches.
September 1, 2018	Caps signed <b>Sergei Shumakov</b> .
October 22, 2018	Caps signed <b>Kody Clark</b> .

# All-Time Transactions

DATE	TRANSACTION
February 4, 2019	Caps re-signed <b>Pheonix Copley</b> .
February 20, 2019	Caps acquired <b>Carl Hagelin</b> from Los Angeles in exchange for a third-round pick in the 2019 NHL Draft and a conditional sixth-round pick in the 2020 NHL Draft
February 22, 2019	Caps acquired <b>Nick Jensen</b> and a fifth-round pick in the 2019 NHL Draft from Detroit in exchange for <b>Madison Bowey</b> and a second-round pick in the 2020 NHL Draft.
February 22, 2019	Caps re-signed <b>Nick Jensen</b> .
March 18, 2019	Caps signed <b>Joe Snively</b> .
April 5, 2019	Caps signed <b>Bobby Nardella</b> .
April 11, 2019	Caps re-signed <b>Nic Dowd</b> .
May 20, 2019	Caps re-signed <b>Shane Gersich</b> .
May 20, 2019	Caps re-signed <b>Brian Pinho</b> .
June 10, 2019	Caps re-signed <b>Liam O'Brien</b> .
June 14, 2019	Caps acquired <b>Radko Gudas</b> from Philadelphia in exchange for <b>Matt Niskanen</b> .
June 16, 2019	Caps re-signed <b>Carl Hagelin</b> .
June 29, 2019	Caps re-signed <b>Mike Sgarbossa</b> .
July 1, 2019	Caps signed <b>Richard Panik</b> .
July 1, 2019	Caps signed <b>Garnet Hathaway</b> .
July 1, 2019	Caps signed <b>Philippe Maillet</b> .
July 1, 2019	Caps re-signed <b>Vitek Vanecsek</b> .
July 1, 2019	Caps signed <b>Brendan Leipsic</b> .
July 10, 2019	Caps signed <b>Aliaksei Protas</b> .
July 11, 2019	Caps signed <b>Brett Leason</b> .
July 12, 2019	Caps signed <b>Connor McMichael</b> .
July 15, 2019	Caps re-signed <b>Colby Williams</b> .
July 16, 2019	Caps re-signed <b>Jakub Vrana</b> .
July 24, 2019	Caps re-signed <b>Christian Djoos</b> .
July 27, 2019	Caps re-signed <b>Chandler Stephenson</b> .
December 3, 2019	Caps acquire a fifth-round pick in the 2021 NHL Draft from Vegas in exchange for <b>Chandler Stephenson</b> .
January 14, 2020	Caps re-signed <b>Nicklas Backstrom</b> .
February 18, 2020	Caps acquired <b>Brenden Dillon</b> from San Jose in exchange for a second-round pick in the 2020 NHL Draft and a conditional third-round pick.
February 23, 2020	Caps acquired <b>Ilya Kovalchuk</b> from Montreal in exchange for a third-round pick in the 2020 NHL Draft.
May 15, 2020	Caps extend affiliation agreement with the Hershey Bears through the 2023-24 season.
July 16, 2020	Caps extend affiliation agreement with the South Carolina Stingrays through the 2022-23 season.
August 19, 2020	Caps signed <b>Zach Fucale</b> .
September 15, 2020	Caps hire <b>Peter Laviolette</b> as head coach.
October 6, 2020	Caps signed <b>Brenden Dillon</b> .
October 9, 2020	Caps signed <b>Henrik Lundqvist</b> .
October 9, 2020	Caps signed <b>Justin Schultz</b> .
October 9, 2020	Caps signed <b>Cameron Schilling</b> .
October 10, 2020	Caps signed <b>Paul LaDue</b> .
October 10, 2020	Caps signed <b>Trevor van Riemsdyk</b> .
October 11, 2020	Caps signed <b>Daniel Carr</b> .
October 14, 2020	Caps re-signed <b>Shane Gersich</b> .
October 21, 2020	Caps hire <b>Kevin McCarthy</b> as assistant coach.
October 27, 2020	Caps signed <b>Hendrix Lapierre</b> .
December 22, 2020	Caps signed <b>Conor Sheary</b> .
December 30, 2020	Caps signed <b>Zdeno Chara</b> .
January 13, 2021	Caps signed <b>Craig Anderson</b> .
March 21, 2021	Caps re-signed <b>Trevor van Riemsdyk</b> .
March 28, 2021	Caps re-signed <b>Zach Fucale</b> .
April 12, 2021	Caps acquired <b>Anthony Mantha</b> from Detroit in exchange for Jakub Vrana, Richard Panik, a first-round pick in the 2021 NHL Draft and a second-round pick in the 2022 NHL Draft
April 12, 2021	Caps acquired <b>Michael Raffl</b> from Philadelphia in exchange for a fifth-round pick in the 2021 NHL Draft
April 14, 2021	Caps re-signed <b>Conor Sheary</b> .
June 3, 2021	Caps re-signed <b>Joe Snively</b> .
June 7, 2021	Caps re-signed <b>Axel Jonsson-Fjallby</b> .
June 16, 2021	Caps re-signed <b>Bobby Nardella</b> .
June 16, 2021	Caps re-signed <b>Garrett Pilon</b> .
June 16, 2021	Caps re-signed <b>Michael Sgarbossa</b> .
June 19, 2021	Caps re-signed <b>Shane Gersich</b> .
July 8, 2021	Caps re-signed <b>Beck Malenstyn</b> .
July 27, 2021	Caps re-signed <b>Alex Ovechkin</b> .
July 28, 2021	Caps re-signed <b>Lucas Johansen</b> .
July 28, 2021	Caps signed <b>Matt Irwin</b> .
July 28, 2021	Caps signed <b>Dylan McIlrath</b> .
July 28, 2021	Caps signed <b>Hunter Shepard</b> .
July 28, 2021	Caps acquired <b>Vitek Vanecsek</b> from Seattle in exchange for a second-round pick in the 2023 NHL Draft
August 5, 2021	Caps signed <b>Mike Vecchione</b> .
August 9, 2021	Caps re-signed <b>Ilya Samsonov</b> .
October 14, 2021	Caps re-signed <b>Nic Dowd</b> .
March 1, 2022	Caps signed <b>Henrik Rybinski</b> .
March 16, 2022	Caps re-signed <b>Joe Snively</b> .
March 21, 2022	Caps acquired <b>Marcus Johansson</b> from Seattle in exchange for Daniel Sprong, a 2022 fourth round draft pick and a 2023 third round draft pick
March 22, 2022	Caps acquired <b>Johan Larsson</b> from Arizona in exchange for a 2023 third round draft pick
March 28, 2022	Caps signed <b>Clay Stevenson</b> .

# All-Time Transactions

DATE	TRANSACTION
April 29, 2022	Caps signed <b>Garin Bjorklund</b>
June 20, 2022	Caps re-signed <b>Brett Leason</b>
June 20, 2022	Caps re-signed <b>Beck Malenstyn</b>
June 30, 2022	Caps name <b>Emily Engel-Natzke</b> video coordinator
July 8, 2022	Caps re-signed <b>Lucas Johansen</b>
July 13, 2022	Caps signed <b>Darcy Kuemper</b>
July 13, 2022	Caps re-signed <b>Marcus Johansson</b>
July 13, 2022	Caps acquired <b>Connor Brown</b> from Ottawa in exchange for a 2024 second round draft pick
July 13, 2022	Caps signed <b>Erik Gustafsson</b>
July 13, 2022	Caps signed <b>Charlie Lindgren</b>
July 14, 2022	Caps signed <b>Henrik Borgstrom</b>
July 14, 2022	Caps signed <b>Dylan Strome</b>
July 14, 2022	Caps re-signed <b>Matt Irwin</b>
July 20, 2022	Caps signed <b>Gabriel Carlsson</b>
July 25, 2022	Caps name <b>Scott Allen</b> as an assistant coach
Oct. 16, 2022	Caps signed <b>Sonny Milano</b>
Nov. 5, 2022	Caps claimed <b>Nicolas Aube-Kubel</b> off waivers from Toronto
Feb. 3, 2023	Caps re-signed <b>Dylan Strome</b>
Feb. 4, 2023	Caps re-signed <b>Sonny Milano</b>
Feb. 23, 2023	Caps acquired a first-round pick in the 2023 NHL Draft, a second-round pick in the 2025 NHL Draft, a third-round pick in the 2024 NHL Draft and <b>Craig Smith</b> from Boston for <b>Dmitry Orlov</b> and <b>Garnet Hathaway</b>
Feb. 28, 2023	Caps acquired a third-round pick in the 2024 NHL Draft from Minnesota for <b>Marcus Johansson</b>
Feb. 28, 2023	Caps acquired <b>Rasmus Sandin</b> from Toronto for <b>Erik Gustafsson</b> and Boston's first-round pick in the 2023 NHL Draft
Feb. 28, 2023	Caps re-signed <b>Nick Jensen</b>
March 1, 2023	Caps acquired a second-round pick in the 2025 NHL Draft from Colorado for <b>Lars Eller</b>
March 1, 2023	Caps signed <b>Ryan Hofer</b>
March 2, 2023	Caps signed <b>Ethen Frank</b>
March 3, 2023	Caps re-signed <b>Nicolas Aube-Kubel</b>
March 11, 2023	Caps re-signed <b>Trevor van Riemsdyk</b>
April 7, 2023	Caps signed <b>Mitchell Gibson</b>
April 14, 2023	Caps announced team and head coach <b>Peter Laviolette</b> agreed to mutually part ways
April 17, 2023	Caps announced team and assistant coaches <b>Kevin McCarthy</b> and <b>Blaine Forsythe</b> agreed to mutually part ways
April 27, 2023	Caps signed <b>Hardy Häman Aktell</b>
May 1, 2023	Caps signed <b>Ivan Miroshnichenko</b>
May 2, 2023	Caps re-signed <b>Alex Alexeyev</b>
May 5, 2023	Caps re-signed <b>Michael Sgarbossa</b>
May 18, 2023	Caps extend ECHL affiliation agreement with the South Carolina Stingrays through the 2025-26 season
May 30, 2023	Caps named <b>Spencer Carbery</b> head coach
June 22, 2023	Caps named <b>Mitch Love</b> as an assistant coach
July 20, 2023	Caps named <b>Kirk Muller</b> as an assistant coach and <b>Kenny McCudden</b> as an assistant/skills coach
July 20, 2023	Caps promoted <b>Zack Leddon</b> to head strength coach and named <b>Mike Wagner</b> as assistant strength coach
July 1, 2023	Caps acquired <b>Joel Edmundson</b> from Montreal for a third-round pick (originally acquired from Minnesota) and seventh-round pick in the 2024 NHL Draft
July 1, 2023	Caps signed <b>Max Pacioretty</b>
July 2, 2023	Caps re-signed <b>Hunter Shepard</b>
July 2, 2023	Caps re-signed <b>Dylan McIlrath</b>
July 2, 2023	Caps signed <b>Pierrick Dubé</b>
July 2, 2023	Caps signed <b>Matthew Phillips</b>
July 3, 2023	Caps signed <b>Alex Limoges</b>
July 4, 2023	Caps re-signed <b>Martin Fehervary</b>
July 4, 2023	Caps re-signed <b>Riley Sutter</b>
July 5, 2023	Caps signed <b>Chase Priskie</b>
July 6, 2023	Caps signed <b>Andrew Cristall</b>
Aug. 4, 2023	Caps re-signed <b>Tom Wilson</b>

# All-Time Record vs. NHL Franchises

TEAM	GP	W	L	T	OT	PTS	PCT	GF	GA
Anaheim	43	21	19	1	2	45	.523	115	131
Arizona	85	38	31	12	4	92	.541	290	255
Boston	177	70	78	21	8	169	.477	496	569
Buffalo	177	68	86	15	8	159	.449	484	601
Calgary	103	43	44	13	3	102	.495	325	362
Carolina	185	103	58	14	10	230	.622	567	495
Chicago	104	47	43	11	3	108	.519	352	350
Colorado	91	47	34	9	1	104	.571	321	277
Columbus	51	31	13	1	6	69	.676	160	137
Dallas	105	34	51	16	4	88	.419	292	357
Detroit	126	57	47	16	6	136	.540	403	383
Edmonton	81	41	31	6	3	91	.562	278	277
Florida	134	67	46	9	12	155	.578	397	358
Los Angeles	118	43	59	13	3	102	.432	398	428
Minnesota	29	15	12	0	2	32	.552	75	70
Montreal	177	79	75	17	6	181	.511	481	555
Nashville	35	16	16	1	2	35	.500	102	108
New Jersey	233	124	78	13	18	279	.599	774	652
NY Islanders	238	122	96	13	7	264	.555	737	754
NY Rangers	240	115	99	18	8	256	.533	811	793
Ottawa	104	55	38	5	6	121	.582	328	308
Philadelphia	239	97	112	19	11	224	.469	727	803
Pittsburgh	243	106	107	16	14	242	.498	852	864
St. Louis	104	45	45	12	2	104	.500	336	356
San Jose	49	18	26	1	4	41	.418	136	154
Seattle	4	2	1	0	1	5	.625	13	11
Tampa Bay	137	84	36	6	11	185	.675	465	359
Toronto	155	77	61	10	7	171	.552	527	515
Vancouver	103	51	41	9	2	113	.549	334	324
Vegas	10	2	6	0	2	6	.300	25	33
Winnipeg	97	55	28	5	9	124	.639	312	265

	HOME								AWAY							
	GP	W	L	T	OT	PTS	PCT.		GP	W	L	T	OT	PTS	PCT.	
Anaheim	22	11	10	0	1	23	.523		21	10	9	1	1	22	.524	
Arizona	43	25	11	5	2	57	.663		42	13	20	7	2	35	.417	
Boston	88	37	35	12	4	90	.511		89	33	43	9	4	79	.444	
Buffalo	89	36	39	9	5	86	.483		88	32	47	6	3	73	.415	
Calgary	53	28	16	6	3	65	.613		50	15	28	7	0	37	.370	
Carolina	92	55	28	4	5	119	.647		93	48	30	10	5	111	.597	
Chicago	52	30	15	5	2	67	.644		52	17	28	6	1	41	.394	
Colorado	45	25	15	4	1	55	.611		46	22	19	5	0	49	.533	
Columbus	25	15	5	1	4	35	.700		26	16	8	0	2	34	.654	
Dallas	52	17	24	8	3	45	.433		53	17	27	8	1	43	.406	
Detroit	62	32	23	5	2	71	.573		64	25	24	11	4	65	.508	
Edmonton	40	26	11	2	1	55	.688		41	15	20	4	2	36	.439	
Florida	67	36	19	5	7	84	.627		67	31	27	4	5	71	.530	
Los Angeles	58	25	25	7	1	58	.500		60	18	34	6	2	44	.367	
Minnesota	14	9	5	0	0	18	.643		15	6	7	0	2	14	.467	
Montreal	88	42	34	9	3	96	.545		89	37	41	8	3	85	.478	
Nashville	17	9	7	0	1	19	.559		18	7	9	1	1	16	.444	
New Jersey	118	71	30	6	11	159	.674		115	53	48	7	7	120	.522	
NY Islanders	119	62	42	11	4	139	.584		119	60	54	2	3	125	.525	
NY Rangers	119	63	43	9	4	139	.584		121	52	56	9	4	117	.483	
Ottawa	52	31	14	4	3	69	.663		52	24	24	1	3	52	.500	
Philadelphia	117	53	47	13	4	123	.526		122	44	65	6	7	101	.414	
Pittsburgh	124	61	47	9	7	138	.556		119	45	60	7	7	104	.437	
St. Louis	51	26	21	4	0	56	.549		53	19	24	8	2	48	.453	
San Jose	25	8	13	0	4	20	.400		24	10	13	1	0	21	.438	
Seattle	2	2	0	0	0	4	1.000		2	0	1	0	1	1	.250	
Tampa Bay	69	47	12	4	6	104	.754		68	37	24	2	5	81	.596	
Toronto	79	48	24	4	3	103	.652		76	29	37	6	4	68	.447	
Vancouver	52	29	18	4	1	63	.606		51	22	23	5	1	50	.490	
Vegas	5	2	2	0	1	5	.500		5	0	4	0	1	1	.100	
Winnipeg	48	33	9	3	3	72	.750		49	22	19	2	6	52	.531	



# Game-by-Game Results by Team

12/29/13.....	L, 1-2 so	A
1/12/14.....	L, 1-2 so	H
1/28/14.....	W, 5-4 ot	A
11/22/14.....	L, 1-2	H
3/7/15.....	W, 6-1	H
3/16/15.....	W, 4-3 so	A
12/28/15.....	W, 2-0	A
12/30/15.....	W, 5-2	H
1/16/16.....	L, 1-4	A
11/25/16.....	W, 3-1	H
12/5/16.....	W, 3-2 ot	H
12/9/16.....	W, 4-1	A
11/7/17.....	L, 1-3	A
2/19/18.....	W, 3-2	A
2/24/18.....	W, 5-1	H
12/15/18.....	W, 4-3 so	H
12/21/18.....	W, 2-1	H
2/23/19.....	L, 2-5	A
11/1/19.....	W, 6-1	H
3/9/20.....	L, 2-3 so	A
1/14/21.....	W, 6-4	A
1/15/21.....	W, 2-1	A
1/22/21.....	W, 4-3 so	H
1/24/21.....	L, 3-4 so	H
2/18/21.....	W, 3-1	H
3/15/21.....	W, 6-0	A
4/9/21.....	W, 4-3	A
4/15/21.....	L, 2-5	H
11/8/21.....	W, 5-3	H
12/11/21.....	W, 3-2 so	A
3/25/22.....	W, 4-3 so	A
1/3/23.....	L, 4-5 ot	H
2/26/23.....	L, 4-7	A
3/15/23.....	W, 5-4 so	H

## CALIFORNIA GOLDEN SEALS

Trail, 3-6-1  
Home: 1-4-0  
Away: 2-2-1

11/19/74.....	W, 6-4	H
12/1/74.....	L, 2-5	H
12/20/74.....	L, 2-5	A
2/5/75.....	L, 1-5	A
3/28/75.....	W, 3-3	A
10/17/75.....	T, 3-3	A
11/21/75.....	L, 0-2	H
1/2/76.....	L, 5-8	H
1/9/76.....	L, 0-5	H
1/28/76.....	W, 4-2	A

## CALGARY FLAMES

Trail, 43-44-13-3  
Home: 28-16-6-3  
Away: 15-28-7-0

11/12/74.....	T, 2-2	H
11/13/74.....	L, 3-4	A
1/5/75.....	L, 0-3	A
3/23/75.....	L, 0-5	H
11/14/75.....	L, 1-4	H
12/9/75.....	L, 1-7	A
3/12/76.....	L, 1-4	A
3/28/76.....	L, 1-3	H
10/5/76.....	W, 6-5	H
11/3/76.....	L, 0-7	A
11/24/76.....	L, 2-6	A
3/6/77.....	L, 2-4	H
10/26/77.....	W, 6-2	A
11/23/77.....	T, 2-2	H
12/10/77.....	L, 1-5	A
4/9/78.....	W, 4-2	H
10/13/78.....	T, 3-3	A
10/14/78.....	L, 3-6	H
11/14/78.....	W, 8-7	H
2/20/79.....	L, 3-5	A
11/18/79.....	L, 2-4	H
2/1/80.....	L, 2-4	A

2/21/80.....	L, 0-3	A
4/5/80.....	T, 4-4	H
11/20/80.....	W, 4-2	H
1/8/81.....	L, 0-6	A
2/5/81.....	L, 2-5	A
3/3/81.....	L, 3-6	H
12/28/81.....	W, 9-3	H
2/11/82.....	W, 5-3	A
3/5/82.....	W, 8-6	H
11/16/82.....	W, 5-3	H
11/23/82.....	L, 3-6	A
2/24/83.....	W, 4-2	A
12/8/83.....	W, 4-3	H
1/15/84.....	L, 2-3	A
2/8/84.....	W, 6-1	H
10/25/84.....	L, 3-5	A
10/30/84.....	W, 4-3*	H
2/14/85.....	W, 4-3	A
10/23/85.....	L, 2-4	A
11/9/85.....	L, 4-5	H
1/14/86.....	L, 3-4	H
11/1/86.....	L, 1-4	A
2/22/87.....	W, 5-2	A
3/10/87.....	L, 3-6	H
12/8/87.....	L, 4-5	H
1/10/88.....	L, 2-8	A
2/14/88.....	W, 5-4*	H
10/28/88.....	T, 2-2*	A
2/11/89.....	L, 1-2	H
2/20/89.....	L, 2-6	A
10/14/89.....	T, 4-4*	H
10/23/89.....	T, 3-3*	A
3/25/90.....	W, 4-1	H
10/27/90.....	L, 4-9	A
1/11/91.....	W, 4-2	H
2/15/91.....	L, 2-8	A
12/10/91.....	W, 4-1	H
2/1/92.....	W, 5-2	H
2/13/92.....	T, 4-4*	A
10/30/92.....	W, 3-1	A
2/2/93.....	L, 4-6	H
10/25/93.....	L, 2-3*	A
3/6/94.....	T, 4-4*	H
2/8/96.....	T, 4-4*	A
2/13/96.....	W, 3-2	H
2/7/97.....	L, 2-5	A
3/4/97.....	W, 2-1	H
3/9/98.....	W, 5-2	H
3/26/98.....	L, 2-3	A
10/30/98.....	T, 0-0*	A
3/13/99.....	L, 4-5*	H
1/26/00.....	W, 2-1	H
2/13/01.....	T, 4-4*	A
3/6/02.....	W, 3-2	H
11/27/02.....	W, 4-2	H
3/20/03.....	W, 4-1	A
1/14/04.....	T, 3-3*	H
10/30/06.....	W, 4-2	A
3/12/08.....	W, 3-2	H
10/21/08.....	L, 1-2	A
3/28/10.....	L, 3-5	H
10/30/10.....	W, 7-2	A
1/3/12.....	W, 3-1	H
10/3/13.....	W, 5-4 so	H
10/26/13.....	L, 2-5	A
10/15/14.....	W, 3-1	A
11/4/14.....	L, 3-4 ot	H
10/20/15.....	W, 6-2	A
11/13/15.....	L, 2-3 ot	H
10/30/16.....	W, 3-1	A
3/21/17.....	W, 4-2	H
10/29/17.....	L, 1-4	A
11/20/17.....	L, 1-2	H
10/27/18.....	W, 4-3 so	A
2/1/19.....	W, 4-3	H
10/22/19.....	W, 5-3	A
11/3/19.....	W, 4-2	H
10/23/21.....	L, 3-4 ot	H

3/8/22.....	W, 5-4	A
11/25/22.....	W, 3-0	H
12/3/22.....	L, 2-5	A

## CAROLINA HURRICANES

Lead, 103-58-14-10  
Home: 55-28-4-5  
Away: 48-30-10-5

12/4/79.....	T, 3-3	H
12/19/79.....	L, 4-5	A
1/4/80.....	W, 6-3	A
3/8/80.....	W, 9-5	H
11/15/80.....	W, 8-4	A
1/18/81.....	W, 3-2	H
3/11/81.....	W, 5-2	A
3/27/81.....	L, 3-5	H
11/14/81.....	W, 4-0	A
11/28/81.....	L, 2-6	A
2/27/82.....	W, 7-1	H
11/7/82.....	W, 6-2	H
12/30/82.....	T, 4-4	A
3/16/83.....	W, 5-4	H
10/19/83.....	L, 0-3	A
2/26/84.....	W, 4-3	A
3/7/84.....	W, 4-2	H
12/29/84.....	W, 3-2	H
3/27/85.....	L, 1-3	H
4/4/85.....	L, 0-2	A
2/2/86.....	W, 5-4	A
3/29/86.....	T, 6-6*	A
4/3/86.....	W, 4-2	H
12/30/86.....	L, 1-3	H
1/17/87.....	W, 6-1	A
2/6/87.....	L, 2-5	H
10/16/87.....	W, 6-2	H
11/21/87.....	W, 4-3	A
12/9/87.....	L, 4-5	A
11/18/88.....	W, 3-2	H
2/3/89.....	W, 1-0	H
3/18/89.....	W, 8-2	A
10/11/89.....	L, 1-4	A
12/16/89.....	W, 5-2	A
3/2/90.....	L, 3-4	H
11/17/90.....	L, 2-4	A
12/15/90.....	L, 2-3	H
3/12/91.....	L, 2-3	H
11/23/91.....	W, 3-2	A
1/4/92.....	T, 2-2*	A
3/24/92.....	L, 2-8	H
11/7/92.....	W, 6-2	A
1/16/92.....	L, 3-6	A
12/18/92.....	W, 4-3	H
3/19/93.....	W, 5-2	H
12/7/93.....	L, 1-6	H
12/18/93.....	L, 1-4	A
2/27/94.....	W, 3-1	A
3/22/94.....	W, 4-1	H
1/21/95.....	T, 1-1*	A
3/20/95.....	W, 5-0	A
3/26/95.....	L, 3-4*	H
4/21/95.....	W, 6-3	H
11/25/95.....	W, 4-2	A
12/30/95.....	W, 3-0	H
1/3/96.....	L, 0-2	A
3/23/96.....	T, 2-2*	H
1/1/97.....	W, 3-2*	H
1/4/97.....	T, 1-1*	A
2/22/97.....	L, 0-2	A
3/16/97.....	W, 5-3	H
12/20/97.....	W, 2-1	A
3/18/98.....	W, 1-0	H
4/18/98.....	W, 4-3	A
4/19/98.....	W, 2-1	H
11/6/98.....	L, 2-3	H
1/16/99.....	W, 3-2*	A
2/5/99.....	W, 4-1	H
2/18/99.....	T, 2-2*	A

4/14/99.....	L, 0-3	A
11/7/99.....	L, 2-3	A
11/19/99.....	T, 3-3*	H
2/3/00.....	W, 2-1	H
2/21/00.....	T, 1-1*	A
3/17/00.....	W, 4-2	H
10/7/00.....	T, 3-3*	A
2/24/01.....	W, 2-1	A
3/15/01.....	L, 0-3	H
3/28/01.....	W, 7-0	H
3/30/01.....	OTL, 3-4*	A
11/8/01.....	L, 3-2	H
11/30/01.....	W, 6-2	H
12/2/01.....	W, 4-3*	A
12/30/01.....	T, 5-5*	H
3/8/02.....	T, 3-2*	A
10/17/02.....	W, 2-1	A
1/10/03.....	W, 4-1	A
1/22/03.....	W, 5-3	H
2/14/03.....	L, 1-3	A
3/2/03.....	W, 2-0	H
11/12/03.....	W, 7-1	H
11/15/03.....	W, 2-1	A
1/9/04.....	W, 4-1	H
1/29/04.....	W, 5-3	A
2/12/04.....	T, 3-3*	A
2/25/04.....	L, 1-2	H
10/12/05.....	L, 2-7	A
10/22/05.....	L, 0-4	H
1/21/06.....	W, 5-2	H
3/25/06.....	W, 3-1	A
3/29/06.....	W, 5-1	A
4/3/06.....	L, 5-6 ot	A
4/5/06.....	L, 3-4 so	H
4/7/06.....	L, 3-4	H
10/7/06.....	W, 5-2	H
11/9/06.....	L, 0-5	A
11/17/06.....	L, 1-4	H
1/18/07.....	W, 5-2	A
1/26/07.....	L, 2-6	A
1/27/07.....	W, 7-3	H
3/9/07.....	L, 0-3	H
3/22/07.....	L, 3-4	A
10/6/07.....	W, 2-0	H
11/5/07.....	L, 0-5	A
11/24/07.....	W, 5-2	H
11/30/07.....	L, 3-4	A
2/8/08.....	L, 1-2	H
2/23/08.....	L, 3-6	A
3/25/08.....	W, 3-2 so	A
4/1/08.....	W, 4-1	H
11/6/08.....	W, 3-2	H
11/12/08.....	W, 5-1	A
12/7/08.....	L, 1-3	A
3/3/09.....	L, 2-5	H
3/14/09.....	W, 5-4 so	H
3/21/09.....	L, 1-4	A
11/30/09.....	W, 3-2	A
12/11/09.....	W, 4-3 ot	H
12/28/09.....	L, 3-6	H
3/10/10.....	W, 4-3 ot	H
3/18/10.....	L, 3-4 ot	A
3/25/10.....	L, 2-3 so	A
10/27/10.....	W, 3-0	A
11/24/10.....	W, 3-2	A
11/28/10.....	W, 3-2 so	H
12/26/10.....	W, 3-2	A
3/11/11.....	W, 2-1	H
3/29/11.....	L, 2-3 so	H
10/8/11.....	W, 4-3 ot	H
11/4/12.....	W, 5-1	A
1/15/12.....	W, 2-1	H
1/20/12.....	L, 0-3	A
2/20/12.....	L, 0-5	A
3/6/12.....	L, 3-4 ot	H
2/26/13.....	W, 3-0	H
3/12/13.....	L, 0-4	H
3/14/13.....	W, 3-2	A

4/2/13.....	W, 5-3	A
4/11/13.....	W, 3-1	H
10/10/13.....	L, 2-3	H
12/3/13.....	L, 1-4	H
12/20/13.....	W, 4-2	A
1/2/14.....	L, 3-4 ot	H
4/10/14.....	W, 5-2	A
11/8/14.....	W, 4-3 ot	H
12/4/14.....	W, 2-1	A
2/27/15.....	L, 0-3	A
3/31/15.....	W, 4-2	H
10/17/15.....	W, 4-1	H
12/21/15.....	W, 2-1	A
12/31/15.....	L, 2-4	A
3/15/16.....	W, 2-1 ot	H
11/12/16.....	L, 1-5	A
12/16/16.....	W, 4-3 so	A
1/23/17.....	W, 6-1	H
2/7/17.....	W, 5-0	H
1/2/18.....	W, 5-4 ot	A
1/11/18.....	L, 1-3	H
1/12/18.....	W, 4-3	A
3/30/18.....	L, 1-4	H
12/14/18.....	W, 6-5 so	A
12/27/18.....	W, 3-1	H
3/26/19.....	W, 4-1	H
3/28/19.....	W, 3-2	A
10/5/19.....	L, 2-3 ot	H
12/28/19.....	L, 4-6	A
1/3/20.....	W, 4-3	A
1/13/20.....	W, 2-0	H
11/28/21.....	W, 4-2	A
3/3/22.....	W, 4-0	H
3/18/22.....	W, 4-3 so	A
3/28/22.....	L, 1-6	H
10/31/22.....	L, 2-3 so	A
2/14/23.....	L, 2-3	H
2/18/23.....	L, 1-4	A

## CHICAGO BLACKHAWKS

Lead, 47-43-11-3  
Home: 30-15-5-2  
Away: 17-28-6-1  
Neutral: 1-0-0-0

10/17/74.....	W, 4-3	H
10/23/74.....	L, 2-3	A
2/22/75.....	L, 3-10	A
2/25/75.....	L, 2-6	H
10/26/75.....	W, 7-5	A
12/10/75.....	L, 2-7	H
2/8/76.....	L, 2-4	A
2/29/76.....	W, 4-1	A
10/31/76.....	L, 4-5	A
11/12/76.....	L, 4-5	H
2/9/77.....	T, 4-4	A
3/3/77.....	W, 7-4	H
11/2/77.....	T, 2-2	H
1/8/78.....	L, 1-3	A
1/18/78.....	L, 2-5	A
3/22/78.....	L, 2-6	H
10/18/78.....	L, 2-4	A
10/25/78.....	T, 2-2	A
1/7/79.....	L, 3-5	A
1/27/79.....	W, 4-1	H
11/21/79.....	L, 0-4	H
12/28/79.....	W, 6-2	A
1/30/80.....	L, 2-5	A
2/23/80.....	W, 2-5	A
10/19/80.....	L, 4-8	H
10/21/80.....	W, 2-0	H
2/18/81.....	T, 5-5	A
2/25/81.....	T, 2-2	A
12/9/81.....	L, 3-7	H
12/19/81.....	L, 4-6	H
1/30/82.....	W, 5-2	H
11/3/82.....	T, 3-3	A
12/4/82.....	W, 4-2	H

# Game-by-Game Results by Team

11/14/76.....	L, 2-3	H
12/10/76.....	L, 1-7	A
12/11/76.....	L, 2-4	H
3/15/77.....	L, 1-5	H
10/15/77.....	L, 2-4	A
12/2/77.....	L, 2-3	H
12/7/77.....	W, 5-3	A
2/10/78.....	W, 4-1	A
3/18/78.....	W, 8-3	H

## COLORADO AVALANCHE

Lead, 47-34-9-1  
Home: 25-15-4-1  
Away: 22-19-5-0

11/25/79.....	T, 2-2	A
12/1/79.....	W, 7-2	H
1/20/80.....	L, 2-3	A
1/26/80.....	T, 1-1	H
11/18/80.....	L, 2-6	A
2/22/81.....	L, 7-11	H
3/4/81.....	L, 4-7	A
3/18/81.....	L, 4-6	H
10/21/81.....	L, 3-6	H
1/5/82.....	L, 0-3	A
2/7/82.....	T, 5-5	H
1/2/83.....	W, 7-4	A
1/21/83.....	L, 4-5	H
2/6/83.....	T, 4-4	A
10/16/83.....	L, 2-4	H
11/29/83.....	L, 3-6	A
3/9/84.....	W, 5-3	H
11/27/84.....	W, 9-2	A
12/18/84.....	W, 4-1	A
1/4/85.....	L, 3-5	H
11/23/85.....	W, 3-0	H
12/22/85.....	W, 7-5	A
12/26/85.....	W, 4-3	H
10/21/86.....	T, 4-4*	A
11/14/86.....	L, 1-4	H
11/29/86.....	L, 3-4	A
11/6/87.....	L, 1-4	H
12/22/87.....	W, 2-1	A
3/4/88.....	W, 6-2	H
11/10/88.....	W, 4-1	H
12/13/88.....	W, 4-1	A
1/10/89.....	T, 4-4*	A
11/5/89.....	W, 3-0	A
2/6/90.....	W, 12-2	H
3/9/90.....	W, 4-3	H
11/6/90.....	W, 4-1	A
12/29/90.....	L, 3-4	A
3/14/91.....	W, 5-3	H
11/10/91.....	W, 10-3	A
12/17/91.....	W, 3-1	H
2/11/92.....	W, 4-3	A
11/22/92.....	W, 6-4	A
1/29/93.....	T, 3-3*	H
3/23/93.....	W, 5-1	H
11/9/93.....	W, 2-1	H
12/13/93.....	L, 3-5	A
1/15/94.....	W, 4-0	A
3/12/94.....	L, 3-4	H
1/24/95.....	L, 1-5	A
2/18/95.....	W, 4-2	H
3/31/95.....	W, 6-4	H
4/16/95.....	L, 2-4	A
10/13/95.....	W, 3-1	H
10/18/95.....	L, 2-4	A
10/28/96.....	L, 0-1	A
3/6/97.....	W, 6-3	H
10/22/97.....	L, 3-4	A
11/18/97.....	T, 6-6*	H
3/9/99.....	L, 2-3*	H
3/26/99.....	L, 1-3	A
2/15/00.....	W, 2-1	H
10/17/00.....	OTL, 3-4*	H
2/7/01.....	W, 3-1	A
3/19/02.....	W, 3-0	A

12/16/02.....	T, 2-3*	A
3/16/03.....	W, 2-1	H
12/6/03.....	L, 1-4	A
10/25/06.....	W, 5-3	A
1/9/08.....	W, 2-1	H
2/20/09.....	L, 1-4	H
12/15/09.....	W, 6-2	A
12/11/10.....	L, 2-3	H
12/17/11.....	L, 1-2	A
10/12/13.....	L, 1-5	H
11/10/13.....	L, 1-4	A
11/20/14.....	W, 3-2	A
1/12/15.....	W, 2-1	H
11/21/15.....	W, 7-3	H
4/1/16.....	W, 4-2	A
10/18/16.....	W, 3-0	H
3/29/17.....	W, 5-3	A
11/16/17.....	L, 2-6	A
12/12/17.....	W, 5-2	H
11/16/18.....	W, 3-2 ot	A
2/7/19.....	W, 4-3 ot	H
10/14/19.....	L, 3-6	H
2/13/20.....	W, 3-2	A
10/19/21.....	W, 6-3	H
4/18/22.....	W, 3-2	A
11/19/22.....	L, 0-4	H
1/24/23.....	L, 2-3	A

## COLUMBUS BLUE JACKETS

Lead, 31-13-1-6  
Home: 15-5-1-4  
Away: 16-8-0-2

10/27/00.....	L, 1-3	A
1/9/02.....	W, 6-3	H
3/23/02.....	W, 5-2	A
11/5/02.....	W, 4-3*	A
1/3/03.....	T, 2-2*	H
11/29/03.....	W, 5-3	A
10/5/05.....	W, 3-2	H
2/5/08.....	W, 4-3 ot	A
11/29/08.....	L, 0-3	A
1/9/09.....	L, 0-3	H
11/1/09.....	L, 4-5 ot	H
4/3/10.....	W, 3-2	A
3/31/11.....	W, 4-3 ot	H
12/31/11.....	W, 4-2	A
10/19/13.....	W, 4-1	H
11/12/13.....	W, 4-3 ot	H
1/17/14.....	L, 1-5	A
1/30/14.....	L, 2-5	A
11/11/14.....	W, 4-2	H
12/11/14.....	L, 2-3 ot	H
12/18/14.....	W, 5-4 ot	A
1/27/15.....	L, 3-4	A
3/3/15.....	W, 5-3	A
10/30/15.....	W, 2-1	H
1/2/16.....	L, 4-5 so	A
1/19/16.....	W, 6-3	A
3/28/16.....	W, 4-1	H
11/15/16.....	L, 1-2 ot	A
11/20/16.....	L, 2-3	H
1/5/17.....	W, 5-0	H
3/23/17.....	W, 2-1 so	A
4/2/17.....	W, 3-2	A
12/2/17.....	W, 4-3	H
2/6/18.....	W, 3-2	A
2/9/18.....	W, 4-2	H
2/26/18.....	L, 1-5	A
11/9/18.....	L, 1-2	H
12/8/18.....	W, 4-0	A
1/12/19.....	L, 1-2 ot	H
2/12/19.....	L, 0-3	A
12/9/19.....	L, 2-5	H
12/16/19.....	L, 0-3	A
12/27/19.....	W, 2-1	H
11/12/21.....	W, 4-3	A
12/4/21.....	W, 3-1	H
2/8/22.....	L, 4-5	H

3/17/22.....	W, 7-2	A
1/5/23.....	W, 6-2	A
1/8/23.....	W, 1-0	H
3/13/23.....	W, 4-3 ot	A
3/21/23.....	L, 6-7 ot	H

## DALLAS STARS

Trail, 34-51-16-4  
Home: 17-24-8-3  
Away: 17-27-8-1

10/12/74.....	L, 0-6	A
11/24/74.....	T, 4-4	H
11/27/74.....	L, 4-6	A
3/20/75.....	L, 1-5	H
11/29/75.....	L, 3-5	A
12/14/75.....	T, 4-4	H
12/26/75.....	T, 1-1	H
1/17/76.....	L, 3-7	A
11/7/76.....	W, 4-1	H
11/27/76.....	L, 1-6	A
2/15/77.....	T, 3-3	H
11/7/77.....	T, 4-4	A
10/29/77.....	L, 4-7	A
1/13/78.....	T, 2-2	A
2/19/78.....	L, 0-4	H
2/19/78.....	W, 2-1	H
11/15/78.....	W, 3-2	A
12/15/78.....	L, 1-6	H
12/27/78.....	L, 1-6	A
3/4/79.....	W, 5-4	H
11/3/79.....	L, 1-7	A
12/12/79.....	L, 4-5	H
1/5/80.....	T, 2-2	A
3/21/80.....	L, 3-4	H
12/3/80.....	T, 3-3	H
1/3/81.....	L, 0-3	A
10/1/81.....	L, 2-3	A
1/21/81.....	L, 1-2	H
11/4/81.....	L, 1-6	H
11/25/81.....	T, 4-4	A
2/20/82.....	L, 3-7	A
10/23/82.....	L, 1-3	H
12/16/82.....	T, 4-4	A
2/3/83.....	W, 3-1	H
10/29/83.....	W, 6-1	A
2/13/84.....	W, 4-0	A
3/21/84.....	W, 5-1	H
11/13/84.....	T, 3-3*	H
12/12/84.....	W, 3-2	A
1/14/85.....	W, 6-3	H
1/11/86.....	L, 3-5	A
1/21/86.....	W, 7-5	H
1/25/86.....	W, 6-3	A
10/24/86.....	W, 8-2	H
11/11/86.....	T, 2-2*	A
3/29/87.....	W, 4-2	H
10/31/87.....	T, 3-3*	A
11/14/87.....	W, 4-1	H
2/20/88.....	W, 3-0	A
11/15/88.....	W, 4-2	H
1/30/89.....	T, 4-4*	A
2/28/89.....	L, 3-4	H
1/31/90.....	W, 4-3*	A
2/11/90.....	W, 5-3	H
3/18/90.....	W, 4-3	A
1/17/91.....	L, 2-5	A
1/25/91.....	T, 2-2*	H
2/22/91.....	W, 3-1	H
12/7/91.....	W, 4-2	A
1/7/92.....	L, 3-5	H
3/3/92.....	L, 1-3	H
11/18/92.....	L, 4-5	H
2/9/93.....	W, 3-2	A
3/18/94.....	L, 2-6	A
4/3/94.....	L, 3-6	H
10/17/95.....	W, 4-3	A
3/17/96.....	W, 2-1	H
10/8/96.....	L, 3-5	A
1/24/97.....	L, 2-5	H

10/29/97.....	L, 3-4	H
4/8/98.....	L, 1-2*	A
11/27/98.....	L, 0-4	A
3/17/99.....	W, 2-1*	H
11/17/99.....	T, 2-2*	H
2/13/00.....	L, 1-2	A
10/14/00.....	L, 3-4 so	A
12/28/01.....	W, 3-2*	H
3/12/02.....	L, 2-5	A
10/20/02.....	L, 2-5	A
11/13/02.....	L, 1-6	H
10/17/03.....	L, 2-4	A
1/12/06.....	L, 1-4	A
11/30/06.....	W, 4-3	H
10/25/08.....	W, 6-5 ot	A
3/8/10.....	L, 3-4 so	H
12/2/10.....	L, 1-2	A
11/8/11.....	L, 2-5	H
10/5/13.....	L, 2-2	A
4/1/14.....	L, 0-5	H
1/17/15.....	L, 4-5	A
3/13/15.....	L, 2-4	H
11/19/15.....	L, 2-3	H
2/13/16.....	L, 3-4	A
1/21/17.....	W, 4-3 ot	A
3/6/17.....	L, 2-4	H
12/19/17.....	W, 4-3 ot	A
3/20/18.....	W, 4-3	H
11/3/18.....	L, 3-4 ot	H
1/4/19.....	L, 1-2 ot	A
8/18/19.....	L, 3-4 ot	H
10/12/19.....	W, 4-1	A
1/28/22.....	W, 5-0	A
3/20/22.....	L, 2-3	H
10/27/22.....	L, 0-2	A
12/15/22.....	L, 1-2	H

## DETROIT RED WINGS

Lead, 57-47-16-6  
Home: 32-23-5-2  
Away: 25-24-11-4  
Neutral: 1-0-0-0

10/19/74.....	L, 4-6	A
10/22/74.....	L, 0-3	H
1/25/75.....	T, 2-5	A
1/26/75.....	W, 6-3	H
3/30/75.....	L, 5-8	H
4/2/75.....	L, 3-8	A
12/12/75.....	L, 3-5	H
12/31/75.....	L, 0-4	A
2/15/76.....	W, 8-5	H
2/21/76.....	W, 5-1	A
3/24/76.....	L, 3-7	A
3/30/76.....	W, 5-3	H
10/7/76.....	T, 3-3	A
1/4/77.....	T, 2-2	H
1/10/77.....	W, 2-0	A
1/27/77.....	W, 4-1	H
3/13/77.....	T, 3-3	A
3/29/77.....	W, 6-1	H
11/9/77.....	T, 1-1	A
12/23/77.....	W, 3-2	A
1/11/78.....	L, 3-6	H
1/22/78.....	L, 3-6	A
2/23/78.....	L, 1-4	A
3/26/78.....	L, 1-4	H
11/5/78.....	T, 3-3	H
12/23/78.....	T, 2-2	A
1/6/79.....	W, 4-1	A
1/19/79.....	W, 5-1	H
1/30/79.....	L, 4-7	A
12/21/79.....	L, 3-4	H
3/11/79.....	T, 3-3	A
3/14/79.....	L, 1-4	H
11/6/79.....	L, 2-4	H
2/6/80.....	T, 2-2	A
2/28/80.....	L, 1-4	A
3/15/80.....	W, 5-2	H

11/26/80.....	T, 7-7	A
12/14/80.....	L, 4-5	H
3/26/81.....	W, 2-0	A
4/5/81.....	W, 7-2	H
10/10/81.....	W, 6-3	H
11/13/81.....	T, 3-3	H
1/16/82.....	T, 5-5	A
1/5/83.....	W, 5-2	A
2/1/83.....	W, 5-2	H
4/1/83.....	L, 7-8	A
11/6/83.....	W, 3-2	H
12/28/83.....	L, 2-3*	H
2/25/84.....	L, 1-4	A
12/9/84.....	W, 4-0	H
1/8/85.....	W, 4-2	A
1/29/85.....	L, 3-4	A
1/7/86.....	W, 4-3	H
1/28/86.....	L, 0-7	A
2/25/86.....	W, 4-3*	H
11/21/86.....	T, 3-3*	A
1/28/87.....	W, 2-1	A
2/24/87.....	W, 8-2	H
11/17/87.....	L, 0-1	H
12/16/87.....	L, 1-6	A
3/29/88.....	T, 2-2*	H
11/1/88.....	T, 3-3*	A
11/27/88.....	W, 4-3	A
1/22/89.....	L, 3-4	H
11/29/89.....	W, 5-3	A
12/29/89.....	W, 2-1	H
2/25/90.....	W, 9-4	H
10/6/90.....	W, 6-4	H
11/19/90.....	W, 3-2*	A
1/22/91.....	W, 2-1*	A
11/8/91.....	L, 4-5	H
11/25/91.....	L, 4-5	A
2/5/92.....	L, 1-4	A
11/20/92.....	L, 5-7	H
11/30/92.....	W, 4-1	A
3/16/93.....	W, 4-2	N
1/30/94.....	W, 6-3	H
3/25/94.....	T, 2-2*	A
1/13/96.....	L, 2-4	H
2/15/96.....	L, 3-4	A
12/4/96.....	L, 0-2	H
12/26/96.....	L, 4-5*	A
1/11/98.....	L, 0-2	H
2/1/98.....	L, 2-4	A
10/13/98.....	L, 2-3	H
3/3/00.....	T, 2-2*	A
4/7/00.....	W, 4-2	H
30/1/00.....	W, 6-2	H
4/1/01.....	OTL, 1-2*	A
1/18/02.....	L, 1-3	H
2/22/03.....	L, 1-5	A
11/24/03.....	W, 4-1	A
12/13/03.....	L, 1-5	H
12/9/05.....	L, 3-4	A
12/17/07.....	L, 3-4 so	H
1/31/09.....	W, 4-2	H
10/10/09.....	L, 2-3	H
1/19/10.....	W, 3-2	H
3/16/11.....	L, 2-3	A
10/22/11.....	W, 7-1	A
3/19/12.....	W, 5-3	H
11/15/13.....	W, 4-3 so	A
1/31/14.....	L, 3-4 so	H
2/21/14.....	W, 6-5 ot	H
10/29/14.....	L, 2-4	H
1/10/15.....	W, 3-1	H
4/5/15.....	W, 2-1	H
11/10/15.....	L, 0-1	H
11/18/15.....	W, 2-1 ot	H
12/8/15.....	W, 3-2 so	H
11/18/16.....	W, 1-0	H
2/9/17.....	W, 6-3	H
2/18/17.....	L, 3-2 so	H
10/20/17.....	W, 4-3 ot	H
2/11/18.....	OTL, 4-5	A

# Game-by-Game Results by Team

1/17/08.....W, 5-4 so	H
1/13/09.....L, 2-5	H
12/19/09.....W, 4-2	A
3/9/11.....W, 5-0	H
10/27/11.....L, 1-2	A
10/14/13.....W, 4-2	H
10/24/13.....W, 4-1	A
10/22/14.....L, 2-3	A
1/20/15.....L, 4-5 so	H
10/23/15.....W, 7-4	A
11/23/15.....W, 1-0	H
10/26/16.....L, 1-4	A
2/24/17.....W, 2-1	H
10/28/17.....W, 5-2	A
11/12/17.....W, 2-1 so	H
10/25/18.....L, 1-4	A
11/5/18.....W, 4-2	H
10/24/19.....L, 3-4 ot	A
2/2/22.....L, 3-5	H
3/9/22.....L, 3-4 ot	A
11/7/22.....W, 5-4	H
12/5/22.....W, 3-2	A

## FLORIDA PANTHERS

Lead, 67-46-9-12  
Home: 36-19-5-7  
Away: 31-27-4-5

11/20/93.....L, 3-4	A
12/28/93.....T, 3-3*	H
1/19/94.....L, 1-5	A
2/24/94.....W, 2-1	A
2/26/94.....W, 4-2	H
2/4/95.....W, 3-2	H
3/16/95.....L, 1-5	A
4/14/95.....W, 3-0	H
4/30/95.....T, 2-2*	A
11/3/95.....L, 2-3	H
12/5/95.....L, 3-4	H
12/28/95.....W, 5-4	A
1/23/96.....L, 4-5	H
2/29/96.....T, 2-2*	A
11/7/96.....L, 2-4	A
11/18/96.....W, 4-2	A
12/28/96.....T, 1-1*	H
2/1/97.....W, 3-1	A
4/6/97.....T, 3-3*	H
11/9/97.....L, 2-3	A
11/23/97.....W, 5-2	A
12/5/97.....W, 3-2*	H
12/7/97.....L, 4-5	A
12/18/97.....L, 0-4	H
3/7/98.....W, 6-3	H
10/24/98.....T, 2-2*	H
12/23/98.....W, 4-0	A
3/11/99.....L, 1-2	H
4/1/99.....W, 5-3	H
4/5/99.....W, 3-0	A
10/2/99.....L, 3-4	A
12/4/99.....L, 1-2	A
1/19/00.....W, 3-2	A
2/23/00.....W, 3-2*	H
3/7/00.....W, 4-2	H
11/4/00.....W, 3-2	A
12/23/00.....W, 5-3	H
1/24/01.....W, 2-1	H
3/23/01.....L, 1-4	A
4/5/01.....W, 3-0	H
10/24/01.....W, 4-3*	A
12/19/01.....L, 2-5	A
1/7/02.....L, 1-2	H
1/12/02.....W, 1-0	A
2/26/02.....W, 4-3	H
10/26/02.....T, 1-1*	H
11/7/02.....W, 2-1*	H
1/11/03.....W, 12-2	H
2/15/03.....W, 2-1	A
4/1/03.....W, 3-0	H
11/22/03.....OTL, 2-3*	H

12/17/03.....T, 2-2*	A
1/23/04.....L, 1-4	A
2/21/04.....T, 2-2*	H
3/9/04.....W, 4-1	A
3/2/04.....L, 0-1	H
10/20/05.....L, 2-3	A
12/1/05.....L, 2-3	A
12/18/05.....L, 2-3	H
1/8/06.....L, 3-4 so	H
2/7/06.....L, 0-5	H
3/18/06.....L, 3-4 so	H
3/22/06.....L, 2-3	A
4/15/06.....W, 2-1 so	A
10/18/06.....W, 5-2	H
11/13/06.....W, 4-1	A
1/13/07.....L, 3-7	A
1/20/07.....L, 1-4	H
2/1/07.....L, 3-6	A
2/27/07.....L, 5-6 so	H
3/30/07.....L, 2-3 ot	A
4/3/07.....W, 1-0	H
11/5/07.....L, 1-2	A
11/19/07.....L, 3-4	H
11/28/07.....L, 1-2 so	H
12/1/07.....W, 2-1	A
1/19/08.....W, 5-3	H
2/15/08.....L, 2-4	A
3/29/08.....W, 3-0	A
4/5/08.....W, 3-1	H
12/2/08.....L, 3-5	H
2/7/09.....W, 3-1	H
2/15/09.....W, 4-2	A
3/1/09.....L, 2-6	H
3/17/09.....W, 3-0	A
4/11/09.....L, 4-7	A
11/6/09.....W, 4-1	A
11/7/09.....W, 7-4	H
12/4/09.....W, 6-2	H
1/13/10.....W, 5-4 so	A
1/29/10.....W, 4-1	H
3/16/10.....W, 7-3	A
12/9/10.....L, 0-3	H
1/8/11.....W, 3-2	H
1/11/11.....L, 3-4 ot	A
3/16/11.....W, 3-2 ot	A
4/6/11.....W, 5-2	H
4/9/11.....L, 0-1	A
10/18/11.....W, 3-0	H
12/5/11.....L, 4-5	A
2/1/12.....L, 2-4	A
2/7/12.....W, 4-0	H
2/17/12.....W, 2-1	A
4/5/12.....W, 4-2	H
2/9/13.....W, 5-0	H
2/12/13.....W, 6-5 ot	A
3/7/13.....W, 7-1	H
4/6/13.....W, 4-3	A
11/2/13.....W, 3-2 so	H
12/13/13.....L, 2-3 so	A
2/27/14.....W, 5-4	A
10/31/15.....W, 2-1 so	H
12/16/14.....L, 1-2 so	A
1/4/15.....W, 4-3	H
10/31/15.....W, 2-1 ot	A
12/10/15.....L, 1-4	A
2/2/16.....L, 2-5	H
10/20/16.....W, 4-2	A
11/5/16.....W, 4-2	H
4/9/17.....L, 0-2	H
10/21/17.....L, 1-4	H
1/25/18.....W, 4-2	A
2/22/18.....L, 2-3	A
10/19/18.....L, 5-6 so	H
2/9/19.....L, 4-5 ot	H
4/1/19.....L, 3-5	A
11/7/19.....W, 5-4 ot	A
11/27/19.....W, 4-3	H
11/4/21.....L, 4-5 ot	A
11/26/21.....W, 4-3	H

11/30/21.....L, 4-5	A
11/15/22.....L, 2-5	A
2/16/23.....L, 3-6	H
4/8/23.....L, 2-4	H

## LOS ANGELES KINGS

Trail, 43-59-13-3  
Home: 25-25-7-1  
Away: 18-34-6-2

10/15/74.....T, 1-1	H
12/19/74.....L, 1-4	A
1/14/75.....L, 2-6	H
1/30/75.....L, 4-6	A
2/18/75.....L, 1-6	H
1/29/75.....L, 1-5	A
10/15/75.....L, 3-4	A
10/28/75.....L, 0-6	A
11/5/75.....L, 1-3	H
11/26/75.....W, 7-2	H
1/27/76.....L, 0-2	A
2/10/76.....T, 2-2	H
10/16/76.....L, 1-7	A
10/21/76.....T, 5-5	H
12/14/76.....L, 2-4	H
2/2/77.....L, 2-7	A
3/1/77.....L, 2-3	H
3/17/77.....L, 0-6	A
11/8/77.....L, 1-5	H
11/29/77.....L, 2-4	A
12/17/77.....W, 2-1	A
1/4/78.....W, 4-0	H
2/1/78.....L, 3-8	A
2/21/78.....L, 1-4	H
10/11/78.....W, 4-2	A
10/20/78.....L, 4-6	H
10/28/78.....L, 1-5	A
12/4/78.....L, 2-10	A
1/3/79.....W, 8-3	H
1/31/79.....W, 5-3	H
2/28/79.....T, 3-3	A
4/3/79.....W, 6-2	H
10/16/79.....W, 8-6	H
10/24/79.....L, 3-5	A
2/12/80.....W, 5-2	A
2/26/80.....W, 5-3	H
10/29/80.....L, 2-4	A
11/5/80.....L, 3-5	H
1/15/81.....W, 3-0	H
2/7/81.....T, 4-4	A
10/29/81.....L, 3-4	A
1/7/82.....T, 3-3	H
2/17/82.....W, 5-2	A
12/14/82.....W, 7-2	H
1/11/83.....L, 7-9	H
2/19/83.....T, 3-3	A
12/18/83.....W, 5-0	H
2/11/84.....W, 4-2	A
2/16/84.....W, 4-2	A
10/16/84.....W, 5-3	H
2/8/85.....W, 6-1	H
2/16/85.....L, 2-5	A
12/14/85.....W, 5-4	A
2/15/86.....W, 4-1	A
3/18/86.....L, 2-5	H
11/18/86.....L, 5-6	H
2/18/87.....L, 4-7	A
3/17/87.....L, 4-5	H
12/6/87.....W, 10-3	H
1/3/88.....W, 8-3	A
2/24/88.....L, 3-4	A
1/24/89.....T, 4-4*	H
10/2/89.....L, 6-7*	H
2/22/89.....W, 7-2	A
11/18/89.....L, 3-5	A
1/19/90.....L, 4-7	H
2/19/90.....L, 2-3	A
11/2/90.....W, 4-3	H
2/18/91.....L, 2-5	A

3/5/91.....T, 3-3*	H
1/10/92.....W, 7-4	H
1/16/92.....T, 2-2*	A
2/15/92.....L, 3-6	A
2/13/93.....W, 10-3	A
2/20/93.....W, 7-3	H
10/22/93.....W, 6-3	H
2/12/94.....W, 6-1	A
10/20/95.....L, 4-7	H
11/30/95.....L, 2-3	A
10/12/96.....L, 3-4	H
12/14/96.....T, 4-4*	A
12/13/97.....T, 2-2*	A
4/4/98.....W, 3-2	H
12/9/98.....L, 1-2	A
3/7/99.....L, 3-6	H
10/9/99.....T, 2-2*	H
10/26/99.....L, 2-5	A
10/6/00.....L, 1-4	H
2/10/01.....W, 4-3	A
10/16/01.....W, 3-2*	A
3/14/03.....L, 1-3	H
11/10/03.....L, 2-3	H
12/6/03.....L, 3-7	A
12/14/05.....W, 3-2	A
2/8/07.....W, 4-3 ot	H
11/20/08.....L, 2-5	A
2/5/09.....L, 4-5	H
1/2/10.....L, 1-2	A
2/12/11.....L, 1-4	H
1/9/12.....L, 2-5	A
3/20/14.....L, 1-2 so	A
3/25/14.....L, 4-5 so	A
2/3/15.....W, 4-0	H
2/14/15.....L, 1-3	A
2/16/16.....W, 3-1	H
3/9/16.....L, 3-4 ot	A
2/5/17.....W, 5-0	H
3/11/17.....L, 2-4	A
11/30/17.....L, 2-5	H
3/8/18.....L, 1-3	A
2/11/19.....W, 6-4	H
2/18/19.....W, 3-2	A
12/4/19.....W, 3-1	A
2/4/20.....W, 4-2	H
11/17/21.....W, 2-0	A
12/19/21.....L, 2-3	H
10/22/22.....W, 4-3	H
3/6/23.....L, 2-4	A

## MINNESOTA WILD

Lead, 15-12-0-2  
Home: 9-5-0-0  
Away: 6-7-0-2

12/14/00.....W, 2-1	H
1/10/01.....L, 0-3	A
2/6/02.....W, 2-1	H
11/16/02.....L, 0-1	A
11/21/02.....L, 3-4	H
1/1/03.....L, 1-2	A
10/12/06.....L, 2-3 so	A
2/26/08.....W, 4-1	H
11/24/08.....L, 3-4	A
11/13/09.....W, 3-1	H
10/28/10.....L, 1-2	A
3/25/12.....W, 3-0	H
11/7/13.....W, 3-2 so	H
1/4/14.....L, 3-5	A
3/5/15.....L, 1-2	H
3/19/15.....W, 3-2	A
2/11/16.....W, 4-3	A
2/26/16.....W, 3-2	H
3/14/17.....W, 4-2	H
3/28/17.....W, 4-3 ot	A
1/18/17.....W, 3-1	H
2/15/18.....W, 5-2	A
11/13/18.....W, 5-2	H
3/22/19.....L, 1-2	A

3/1/20.....W, 4-3	A
1/8/22.....L, 2-3 so	A
4/3/22.....L, 1-5	H
1/17/23.....L, 2-4	H
3/19/23.....L, 3-5	A

## MONTREAL CANADIENS

Lead, 79-75-17-6  
Home: 42-34-9-3  
Away: 37-41-8-3

10/31/74.....L, 0-3	H
11/10/74.....L, 1-11	H
1/4/75.....L, 0-10	A
1/12/75.....L, 2-7	H
3/7/75.....L, 4-8	A
4/5/75.....L, 2-10	A
12/6/75.....L, 3-9	A
12/29/75.....L, 0-6	H
1/3/76.....L, 0-7	A
1/13/76.....L, 2-3	H
3/14/76.....L, 1-5	A
4/4/76.....L, 3-4	H
10/19/76.....L, 0-6	H
1/8/77.....L, 2-7	A
1/18/77.....L, 0-3	H
1/22/77.....L, 2-5	A
4/2/77.....L, 0-11	A
4/3/77.....L, 1-2	H
10/19/77.....L, 3-5	H
10/24/77.....L, 1-5	A
2/17/78.....L, 2-8	H
3/8/78.....L, 3-4	A
3/25/78.....L, 0-5	A
4/2/78.....T, 4-4	H
11/2/78.....L, 2-4	A
11/8/78.....L, 0-6	H
2/4/79.....L, 4-8	H
2/17/79.....L, 0-2	A
2/25/79.....L, 5-8	H
3/5/79.....T, 2-2	H
3/24/79.....L, 1-3	A
4/7/79.....L, 3-10	A
10/30/79.....T, 2-2	H
11/5/79.....L, 0-2	A
2/19/80.....W, 3-1	H
3/1/80.....L, 3-6	A
10/15/80.....T, 3-3	H
12/27/80.....L, 4-7	A
2/14/81.....L, 1-6	A
3/22/81.....T, 2-2	H
11/27/81.....W, 5-2	H
12/14/81.....L, 3-6	A
4/4/82.....W, 3-1	H
10/20/82.....T, 3-3	H
1/29/83.....T, 3-3	A
2/26/83.....L, 1-4	A
11/26/83.....W, 5-2	A
12/10/83.....W, 2-0	H
2/3/84.....W, 4-1	H
12/20/84.....T, 2-2*	A
3/21/85.....L, 2-3	A
3/22/85.....W, 3-1	H
11/27/85.....W, 5-3	H
2/7/86.....W, 3-2	H
2/19/86.....T, 4-4*	A
10/20/86.....T, 0-0*	A
12/1/86.....W, 2-1*	A
12/6/86.....W, 3-1	H
10/24/87.....L, 2-3	H
12/23/87.....T, 2-2*	A
1/29/88.....W, 4-3	H
12/10/88.....T, 0-0*	A
3/8/89.....L, 2-3	A
3/17/89.....W, 4-1	H
10/16/89.....W, 4-3*	A
1/26/90.....W, 6-3	H
3/23/90.....L, 2-4	H
10/15/90.....L, 1-3	A

11/30/90.....L, 3-4	H
1/12/91.....L, 1-4	A
11/11/91.....W, 4-2	A
11/27/91.....W, 3-1	H
3/27/92.....W, 4-3	H
11/23/92.....T, 1-1*	A
4/2/93.....W, 4-0	H
4/12/93.....W, 3-2*	A
12/3/93.....T, 2-2*	H
12/11/93.....W, 5-3	A
1/17/94.....L, 1-3	A
2/4/94.....L, 0-4	H
1/25/95.....L, 0-2	A
3/4/95.....W, 5-1	H
4/17/95.....L, 2-5	A
11/1/95.....W, 5-2	H
12/26/95.....W, 4-0	H
1/31/96.....L, 3-5	A
3/27/96.....W, 1-0*	A
11/15/96.....W, 3-1	H</

# Game-by-Game Results by Team

1/24/13.....	L, 1-4	H
4/9/13.....	W, 3-2	A
4/20/13.....	W, 5-1	A
10/22/13.....	L, 2-3	H
11/29/13.....	W, 3-2 so	H
1/25/14.....	W, 5-0	A
10/9/14.....	L, 1-2 so	H
1/31/15.....	L, 0-1 ot	A
4/2/15.....	W, 5-4 so	A
12/3/15.....	W, 3-2	A
12/26/15.....	W, 3-1	H
2/24/16.....	L, 3-4	H
12/17/16.....	L, 1-2	H
1/9/17.....	W, 4-1	A
2/4/17.....	W, 3-2	A
10/7/17.....	W, 6-1	H
1/19/18.....	L, 2-3	H
3/24/18.....	W, 6-4	A
11/1/18.....	L, 4-6	A
11/19/18.....	W, 5-4 ot	H
4/4/19.....	W, 2-1	H
11/15/19.....	L, 2-5	H
1/27/20.....	W, 4-2	A
2/20/20.....	L, 3-4 ot	H
11/24/21.....	W, 6-3	H
2/10/22.....	W, 5-2	A
4/16/22.....	W, 8-4	A
10/15/22.....	W, 3-1	H
12/31/22.....	W, 9-2	H
4/6/23.....	L, 2-6	A

## NASHVILLE PREDATORS

Tied, 16-16 1-2  
Home: 9-7 0-1  
Away: 7-9 1-1

12/26/98.....	L, 1-3	A
3/30/99.....	L, 2-3	H
11/26/99.....	W, 1-0	H
2/12/00.....	W, 4-2	A
10/13/00.....	L, 1-3	A
2/21/01.....	W, 2-1	H
2/8/02.....	T, 3-3*	A
10/11/02.....	W, 5-4	H
2/13/04.....	L, 2-5	A
12/7/05.....	L, 2-5	H
3/18/08.....	W, 4-2	A
10/28/08.....	W, 4-3 so	H
3/10/09.....	W, 2-1 ot	A
10/17/09.....	W, 3-2 so	H
10/16/10.....	W, 3-2 ot	A
11/15/11.....	L, 1-3	A
12/20/11.....	W, 4-1	H
12/7/13.....	W, 5-2	H
3/30/14.....	L, 3-4 so	A
1/16/15.....	L, 3-4	A
3/28/15.....	L, 3-4	H
2/9/16.....	W, 5-3	A
3/18/16.....	W, 4-1	H
2/25/17.....	L, 2-5	A
3/16/17.....	L, 1-2 ot	H
11/14/17.....	L, 3-6	A
4/5/18.....	L, 3-4	H
12/31/18.....	L, 3-6	H
1/15/19.....	L, 2-7	A
10/10/19.....	L, 5-6	A
1/29/20.....	L, 4-5	H
12/29/21.....	W, 5-3	H
2/15/22.....	W, 4-1	A
10/29/22.....	W, 3-0	A
1/6/23.....	L, 2-3	H

## NEW JERSEY DEVILS

Lead, 124-78 13-18  
Home: 71-30 6-11  
Away: 53-48 7-7

11/3/74.....	L, 4-5	H
--------------	--------	---

1/11/75.....	L, 3-5	A
2/13/75.....	L, 1-5	A
2/16/75.....	W, 3-0	H
10/22/75.....	L, 2-4	H
10/30/75.....	W, 6-2	A
2/7/76.....	L, 1-5	A
3/23/76.....	T, 5-5	H
10/29/76.....	W, 2-1	A
11/21/76.....	W, 3-1	H
12/29/76.....	L, 1-3	A
3/18/77.....	W, 5-0	H
10/28/77.....	L, 1-8	A
1/25/78.....	T, 3-3	H
2/28/78.....	W, 7-4	H
3/30/78.....	W, 4-3	A
10/18/78.....	W, 4-1	A
12/12/78.....	L, 3-4	H
1/12/79.....	W, 8-1	H
2/15/79.....	W, 9-3	A
11/20/79.....	T, 3-3	A
2/24/80.....	T, 1-1	A
3/2/80.....	L, 1-3	H
3/18/80.....	W, 4-1	H
10/30/80.....	T, 5-5	A
12/6/80.....	W, 8-6	H
1/12/81.....	W, 2-1	A
3/10/81.....	W, 4-3	H
10/31/81.....	L, 4-6	A
11/18/81.....	W, 7-1	H
2/14/82.....	L, 3-5	A
11/8/82.....	T, 2-2	A
11/10/82.....	W, 3-0	H
12/9/82.....	W, 6-4	A
1/23/83.....	W, 3-1	H
2/5/83.....	W, 5-4	H
3/8/83.....	W, 5-4	A
3/24/83.....	W, 5-3	H
10/26/83.....	W, 2-0	A
12/1/83.....	W, 8-4	H
12/2/83.....	T, 2-2*	A
12/31/83.....	W, 3-2	A
2/2/84.....	W, 2-0	A
3/14/84.....	T, 3-3*	H
3/28/84.....	W, 6-2	H
11/3/84.....	W, 6-4	H
11/10/84.....	T, 2-2*	A
12/4/84.....	W, 4-1	H
1/12/85.....	L, 3-5	A
3/5/85.....	W, 4-1	H
3/19/85.....	W, 4-1	H
3/28/85.....	L, 2-3	A
10/12/85.....	L, 1-4	A
11/30/85.....	W, 6-2	A
1/3/86.....	W, 3-2	A
1/4/86.....	W, 3-3	H
1/17/86.....	W, 4-3	A
2/1/86.....	W, 5-4	H
3/4/86.....	W, 4-2	H
10/25/86.....	W, 2-1	H
12/9/86.....	W, 4-2	H
12/19/86.....	L, 4-6	A
1/18/87.....	W, 6-1	A
1/20/87.....	W, 6-3	H
3/3/87.....	W, 3-2	H
4/5/87.....	W, 6-5*	A
1/17/87.....	L, 1-4	A
12/30/87.....	W, 4-3	A
1/19/88.....	W, 6-4	H
2/17/88.....	W, 4-3	A
3/1/88.....	W, 5-3	H
3/2/88.....	W, 6-1	A
3/20/88.....	L, 2-4	H
10/15/88.....	W, 8-5	H
11/12/88.....	L, 3-6	H
11/19/88.....	W, 3-2	A
12/7/88.....	L, 1-5	A
1/20/89.....	L, 5-6*	H
4/1/89.....	W, 6-4	H

4/2/89.....	L, 4-7	A
12/2/89.....	W, 5-3	A
12/27/89.....	W, 3-1	A
1/16/90.....	W, 9-6	H
1/24/90.....	L, 2-3	A
2/9/90.....	L, 3-5	H
3/4/90.....	W, 4-3	H
3/27/90.....	L, 1-4	A
10/17/90.....	L, 2-3	A
10/20/90.....	W, 4-0	H
12/7/90.....	W, 5-2	H
12/8/90.....	L, 2-4	A
1/1/91.....	W, 4-3	H
2/25/91.....	L, 1-5	A
3/30/91.....	W, 4-0	H
10/18/91.....	W, 6-5	H
10/19/91.....	W, 5-1	A
11/20/91.....	L, 5-6*	A
12/29/91.....	W, 4-3	A
1/24/92.....	L, 2-5	H
3/7/92.....	W, 3-2*	H
4/12/92.....	W, 4-3*	A
10/12/92.....	L, 2-4	A
11/13/92.....	L, 0-3	A
11/14/92.....	L, 3-4*	H
12/9/92.....	W, 6-2	A
1/1/93.....	W, 9-2	H
3/27/93.....	L, 2-5	H
4/10/93.....	L, 3-5	H
10/8/93.....	L, 3-6	H
10/9/93.....	L, 4-6	A
1/9/94.....	W, 4-0	A
1/14/94.....	L, 2-5	H
4/1/94.....	W, 2-1	H
2/15/95.....	L, 2-4	A
2/20/95.....	L, 0-2	H
2/25/95.....	T, 3-3*	A
4/12/95.....	L, 1-2	H
1/6/96.....	L, 1-3	A
1/25/96.....	L, 1-3	A
2/18/96.....	L, 0-3	A
2/24/96.....	L, 1-2	H
4/11/96.....	L, 2-3	H
11/12/96.....	L, 2-3*	A
11/22/96.....	W, 5-1	A
11/23/96.....	W, 4-3	H
3/15/97.....	L, 2-3	A
3/19/97.....	T, 2-2*	H
4/1/97.....	L, 0-1	H
10/4/97.....	W, 4-1	H
11/1/97.....	L, 1-3	A
12/23/97.....	T, 1-1*	H
3/20/98.....	W, 2-0	H
3/21/98.....	L, 2-3	A
12/1/98.....	L, 0-4	H
12/30/98.....	L, 2-3	H
1/9/99.....	W, 3-2	A
2/12/99.....	W, 3-2	A
4/8/99.....	L, 0-1	A
11/13/99.....	W, 4-2	H
12/18/99.....	L, 4-5	A
1/14/00.....	W, 3-2*	A
3/11/00.....	W, 4-2	H
10/19/00.....	W, 5-2	H
12/9/00.....	W, 3-2	A
12/29/00.....	L, 2-4	A
4/3/01.....	L, 4-6	H
10/6/01.....	W, 6-1	H
12/8/01.....	L, 1-3	A
3/29/02.....	W, 3-1	A
4/13/02.....	L, 3-4*	H
12/27/02.....	W, 3-2	H
12/28/02.....	OTL, 1-2*	A
2/5/03.....	L, 1-4	H
3/1/03.....	OTL, 1-2*	A
12/4/03.....	L, 0-3	A
1/1/04.....	T, 2-2*	H
1/17/04.....	OTL, 1-2*	A

2/19/04.....	W, 3-1	H
11/11/05.....	L, 3-4	H
11/12/05.....	L, 2-3	A
12/28/05.....	L, 2-7	A
3/10/06.....	L, 3-4 so	H
12/22/06.....	L, 1-4	H
12/29/06.....	L, 3-4	A
2/24/07.....	W, 4-2	A
2/25/07.....	L, 2-3	H
12/7/07.....	L, 2-3	A
12/10/07.....	W, 3-2	H
2/24/08.....	L, 1-2 ot	H
2/29/08.....	W, 4-0	A
10/18/08.....	L, 3-4 so	H
11/14/08.....	W, 3-1	H
11/15/08.....	L, 5-6 so	A
2/3/09.....	W, 5-2	A
10/12/09.....	L, 2-3 so	H
11/4/09.....	L, 2-3	A
11/14/09.....	L, 2-5	A
12/26/09.....	W, 4-1	H
10/9/10.....	W, 7-2	H
11/22/10.....	L, 0-5	A
12/21/10.....	W, 5-1	H
3/18/11.....	W, 3-0	A
11/11/11.....	W, 3-1	A
11/12/11.....	L, 2-3 so	H
12/23/11.....	L, 3-4 so	A
3/2/12.....	L, 0-5	H
1/25/13.....	L, 2-3 ot	A
2/21/13.....	L, 2-3	H
2/23/13.....	W, 5-1	H
12/21/13.....	L, 4-5 ot	H
1/24/14.....	L, 1-2	A
2/8/14.....	W, 3-0	H
4/4/14.....	L, 1-2	A
10/16/14.....	W, 6-2	H
11/14/14.....	L, 0-1	H
12/6/14.....	W, 4-1	A
12/20/14.....	W, 4-0	A
3/26/15.....	W, 3-2 ot	H
10/10/15.....	W, 5-3	H
2/6/16.....	W, 3-2 so	H
2/20/16.....	W, 4-3	H
3/25/16.....	W, 1-0 ot	A
12/29/16.....	L, 1-2 so	H
12/31/16.....	W, 6-2	A
1/26/17.....	W, 5-2	A
3/2/17.....	W, 1-0	H
10/13/17.....	W, 5-2	A
12/30/17.....	W, 5-2	H
1/18/18.....	OTL, 3-4	A
4/7/18.....	W, 5-3	H
10/11/18.....	L, 0-6	A
11/30/18.....	W, 6-3	H
3/8/19.....	W, 3-0	H
3/19/19.....	W, 4-1	A
12/20/19.....	W, 6-3	A
1/11/20.....	L, 1-5	H
1/16/20.....	W, 5-2	H
2/22/20.....	L, 2-3	A
2/21/21.....	W, 4-3	H
2/27/21.....	W, 5-2	A
2/28/21.....	W, 3-2	A
3/9/21.....	W, 5-4 ot	H
3/25/21.....	W, 4-3	H
3/26/21.....	W, 4-0	H
4/2/21.....	W, 2-1 ot	A
4/4/21.....	W, 5-4	A
10/21/21.....	W, 4-1	A
1/2/22.....	L, 3-4 ot	H
3/26/22.....	W, 4-3	H
10/24/22.....	W, 6-3	A
11/26/22.....	L, 1-5	A
3/9/23.....	L, 2-3 so	H
4/13/23.....	L, 4-3 ot	H

## NEW YORK ISLANDERS

Lead, 122-96 13-7  
Home: 62-42 11-4  
Away: 60-54 2-3

10/20/74.....	L, 0-5	H
12/29/74.....	L, 0-7	H
1/2/75.....	L, 2-5	A
2/8/75.....	L, 1-5	A
11/1/75.....	L, 3-7	A
1/21/76.....	L, 2-5	H
2/22/76.....	L, 0-4	H
3/6/76.....	L, 3-6	A
1/15/77.....	L, 1-2	A
1/16/77.....	T, 2-2	H
2/5/77.....	T, 3-3	A
2/20/77.....	T, 2-2	H
11/13/77.....	L, 0-6	H
1/14/78.....	L, 0-4	H
2/4/78.....	L, 1-6	A
4/1/78.....	L, 2-3	A
11/4/78.....	L, 1-4	A
11/17/78.....	L, 2-4	H
1/16/79.....	L, 2-6	A
4/1/79.....	W, 6-4	H
12/22/79.....	L, 1-2	A
1/12/80.....	L, 2-5	A
1/27/80.....	W, 7-1	H
3/9/80.....	W, 3-1	H
10/12/80.....	L, 1-2	H
1/17/81.....	L, 4-6	A
3/29/81.....	L, 4-5	H
4/4/81.....	L, 1-4	A
10/23/81.....	L, 2-4	A
10/24/81.....	L, 4-6	A
12/17/81.....	L, 1-4	A
1/17/82.....	T, 2-2	H
2/2/82.....	L, 6-7	A
2/4/82.....	L, 2-5	H
3/21/82.....	L, 2-3	H
3/23/82.....	L, 1-8	A
10/21/82.....	L, 3-6	A
11/13/82.....	W, 3-1	H
11/28/82.....	T, 3-3	H
12/23/82.....	W, 5-1	A
2/10/83.....	L, 3-8	A
3/12/83.....	L, 2-6	A
3/30/83.....	L, 1-7	H
10/8/83.....	L, 7-8*	H
11/18/83.....	W, 7-1	H
11/19/83.....	L, 2-6	A
12/22/83.....	L, 1-6	A
12/23/83.....	W, 7-3	H
3/17/84.....	W, 2-1	A
3/31/84.....	L, 1-3	H
11/20/84.....	L, 3-5	A
11/23/84.....	L, 1-5	H
12/27/84.....	W, 5-4*	A
1/26/85.....	W, 5-1	A
1/27/85.....	W, 5-2	H
3/16/85.....	L, 4-6	A
3/30/85.....	W, 4-3	H
11/1/85.....	W, 5-3	H
11/2/85.....	L, 3-5	A
1/24/86.....	L, 5-7	H
1/28/86.....	W, 5-4	H
3/8/86.....	W, 6-2	A
3/9/86.....	W, 3-1	A
3/28/86.....	L, 3-4	H
10/16/86.....	L, 4-7	A
11/4/86.....	L, 1-7	H
12/26/86.....	W, 2-1	A
1/15/87.....	W, 3-2	A
1/30/87.....	T, 3-3*	H
3/24/87.....	W, 3-1	A
3/27/87.....	T, 2-2*	H
11/10/87.....	L, 3-4*	H
12/4/87.....	L, 4-6	A

# Game-by-Game Results by Team

1/1/02.....W, 3-2 H	4/27/21.....W, 1-0 H	4/5/86.....T, 4-4* H	1/7/99.....W, 5-1 H	11/24/18.....W, 5-3 H	11/6/06.....W, 4-3 ot H
3/30/02.....W, 4-2 H	1/15/22.....W, 2-0 A	10/13/86.....W, 7-6* A	1/26/99.....L, 1-4 H	2/24/19.....W, 6-5 ot A	12/6/06.....W, 6-2 H
4/6/02.....L, 4-5 A	3/15/22.....W, 4-3 so H	12/14/86.....L, 1-3 H	2/1/99.....W, 3-1 A	3/3/19.....W, 3-2 so A	1/16/07.....L, 2-5 A
10/12/02.....W, 2-1 A	4/26/22.....L, 1-4 H	12/17/86.....L, 1-6 A	3/4/99.....L, 2-4 H	10/18/19.....W, 5-2 H	1/30/07.....L, 2-3 A
12/21/02.....W, 3-1 A	4/28/22.....L, 1-5 A	2/4/87.....L, 2-3 A	3/15/99.....T, 1-1* A	11/20/19.....L, 1-4 A	11/8/07.....W, 4-1 A
1/13/03.....W, 4-3* H	1/16/23.....W, 4-3 ot A	2/7/87.....L, 4-5* H	11/11/99.....OTL, 4-5* H	3/5/20.....L, 5-6 ot A	12/29/07.....W, 8-6 A
2/7/03.....W, 3-0 H	3/11/23.....W, 5-1 A	3/1/87.....W, 7-3 H	12/17/99.....W, 3-2* A	2/4/21.....L, 2-4 A	1/1/08.....W, 6-3 H
10/9/03.....W, 6-1 H	3/29/23.....L, 1-2 so H	4/1/87.....W, 5-1 A	3/23/00.....W, 4-1 A	2/20/21.....L, 1-4 H	1/15/08.....W, 4-2 H
12/2/03.....W, 4-1 A	4/10/23.....W, 5-2 H	10/17/87.....W, 4-3 H	4/3/00.....W, 4-1 H	3/19/21.....W, 2-1 H	11/4/08.....L, 1-2 ot A
12/21/03.....L, 4-5 H		10/19/87.....W, 4-2 A	11/9/00.....L, 3-5 H	3/20/21.....L, 1-3 H	12/12/08.....W, 5-1 H
3/23/04.....L, 0-3 A	<b>NEW YORK RANGERS</b>	1/8/88.....W, 8-4 H	12/6/00.....L, 2-3 A	3/28/21.....W, 5-4 H	1/20/09.....L, 2-3 A
10/13/05.....L, 3-5 H	Lead, 115-99-18-8	2/6/88.....L, 0-3 H	3/9/01.....W, 5-3 H	3/30/21.....L, 2-5 A	2/1/09.....W, 7-4 H
1/31/06.....L, 3-5 A	Home: 63-43-9-4	3/11/88.....W, 5-3 A	3/19/01.....L, 3-6 A	5/3/21.....W, 6-3 A	11/23/09.....L, 3-4 ot A
3/6/06.....W, 5-2 H	Away: 52-56-9-4	3/12/88.....L, 2-4 H	10/10/01.....W, 5-2 A	5/5/21.....W, 4-2 A	1/7/10.....W, 5-2 H
4/8/06.....L, 0-5 A		3/16/88.....W, 8-4 A	11/23/01.....W, 6-2 H	10/13/21.....W, 5-1 H	2/11/10.....L, 5-6 A
11/25/06.....L, 1-4 A	10/9/74.....L, 3-6 A	10/19/88.....L, 1-5 A	12/4/01.....W, 5-2 H	2/24/22.....L, 1-4 A	3/30/10.....L, 4-5 ot H
2/4/07.....W, 2-1 so H	12/12/74.....T, 6-6 H	10/21/88.....L, 1-4 H	1/26/02.....L, 3-6 A	4/29/22.....L, 2-3 A	10/11/10.....W, 3-2 ot H
3/3/07.....L, 2-6 H	2/9/75.....L, 3-7 A	12/19/88.....L, 1-3 A	10/23/02.....W, 2-1 A	12/27/22.....W, 4-0 A	12/19/10.....W, 3-2 A
3/10/07.....L, 2-5 A	2/11/75.....W, 7-4 H	12/23/88.....T, 2-2* H	1/4/03.....T, 2-2* A	2/25/23.....W, 6-3 H	1/16/11.....W, 3-1 H
10/8/07.....W, 2-1 A	12/7/75.....L, 2-5 A	1/4/89.....T, 3-3* A	1/15/03.....OTL, 1-2* H	3/14/23.....L, 3-5 A	3/25/11.....L, 0-2 A
10/18/07.....L, 2-5 H	1/23/76.....W, 7-5 H	2/1/89.....W, 4-3* A	1/26/03.....W, 7-2 H	4/2/23.....L, 2-5 H	10/15/11.....W, 2-1 H
12/22/07.....L, 2-3 ot A	2/18/76.....L, 4-11 A	3/1/89.....W, 4-2 H	1/28/04.....W, 2-1 A		12/31/11.....W, 3-2 ot H
2/20/08.....L, 2-3 so H	3/16/76.....W, 5-2 H	10/13/89.....W, 7-4 H	3/5/04.....L, 2-3 A	<b>OTTAWA SENATORS</b>	12/7/11.....W, 5-3 A
12/4/08.....W, 5-2 H	11/10/76.....W, 7-5 A	12/23/89.....W, 3-2 H	3/18/04.....W, 4-3 H	Lead, 55-38-5-6	2/22/12.....L, 2-5 A
12/16/08.....W, 5-4 ot A	12/1/76.....L, 1-4 A	1/3/90.....L, 1-2 A	4/3/04.....OTL, 2-3* H	Home: 31-14-4-3	1/29/13.....L, 2-3 A
1/19/09.....W, 2-1 ot A	12/28/76.....L, 2-5 H	2/23/90.....L, 3-6 H	10/10/05.....W, 3-2 H	Away: 24-24-1-3	4/18/13.....L, 1-3 A
4/1/09.....W, 5-3 H	3/25/77.....W, 7-2 H	2/28/90.....L, 2-3 A	11/26/05.....L, 3-2 so A		4/25/13.....L, 1-2 ot H
10/24/09.....W, 3-2 ot H	12/21/77.....T, 5-5 A	3/31/90.....W, 2-1 H	12/3/05.....W, 5-1 H	10/16/92.....W, 5-1 H	11/27/13.....L, 4-6 H
10/30/09.....L, 3-4 ot H	12/30/77.....T, 3-3 H	4/1/90.....W, 3-2 A	3/16/06.....L, 4-5 A	12/7/92.....W, 6-5 A	12/20/13.....L, 1-3 A
11/11/09.....W, 5-4 so H	3/12/78.....L, 2-8 A	10/10/90.....L, 2-4 A	10/5/06.....L, 2-5 A	12/21/92.....W, 4-3 A	1/21/14.....L, 0-2 H
1/26/10.....W, 7-2 A	3/24/78.....L, 4-11 H	10/13/90.....L, 2-5 H	11/11/06.....W, 3-1 H	1/23/93.....W, 6-4 H	12/22/14.....W, 2-1 H
10/13/10.....W, 2-1 H	11/26/78.....L, 4-9 A	11/28/90.....W, 6-3 A	12/30/06.....L, 1-4 A	12/4/93.....W, 6-1 A	2/5/15.....W, 2-1 A
1/20/11.....W, 2-1 A	1/24/79.....W, 5-1 H	12/17/90.....L, 3-5 A	2/10/07.....L, 2-5 H	12/17/93.....W, 11-2 H	4/4/15.....L, 3-4 ot A
2/26/11.....W, 3-2 A	2/18/79.....T, 6-6 A	12/28/90.....L, 3-5 H	10/12/07.....L, 1-3 A	4/6/94.....L, 5-6 A	12/16/15.....W, 2-1 A
3/1/11.....W, 2-1 ot H	3/20/79.....T, 2-2 H	2/22/91.....W, 3-2 H	11/1/07.....L, 0-2 A	4/9/94.....W, 8-4 H	1/10/16.....W, 7-1 H
11/5/11.....L, 3-5 A	10/14/79.....W, 5-3 A	2/27/91.....T, 4-4* A	12/12/07.....W, 5-4 ot H	2/23/95.....T, 5-5* A	3/22/16.....W, 4-2 A
1/17/12.....L, 0-3 H	12/15/79.....W, 5-4 H	10/11/91.....W, 5-1 H	2/10/08.....W, 3-2 ot H	3/10/95.....T, 2-2* H	1/1/17.....W, 2-1 H
2/28/12.....W, 3-2 ot H	12/30/79.....L, 2-5 A	10/14/91.....W, 5-3 A	11/9/08.....W, 3-1 H	3/21/95.....W, 1-0 H	1/7/17.....W, 1-0 A
3/13/12.....W, 5-4 so A	2/2/80.....L, 3-6 H	11/13/91.....W, 5-3 A	12/23/08.....W, 5-4 ot A	1/11/96.....W, 6-1 H	1/24/17.....L, 0-3 A
3/9/13.....L, 2-5 A	10/18/80.....W, 8-2 H	12/13/91.....L, 3-5 H	1/3/09.....W, 2-1 H	2/1/96.....W, 4-2 A	10/5/17.....W, 5-4 so A
3/26/13.....L, 2-3 H	12/10/80.....L, 2-6 A	12/26/91.....L, 6-8 H	2/11/09.....L, 4-5 so A	3/29/96.....W, 5-0 H	11/22/17.....W, 5-2 H
4/4/13.....W, 2-1 so H	12/26/80.....W, 7-3 H	2/7/92.....W, 6-2 H	10/8/09.....L, 3-4 H	4/6/96.....W, 4-3 A	2/27/18.....W, 3-2 H
11/5/13.....W, 6-2 H	2/21/81.....L, 4-6 A	3/9/92.....W, 5-2 A	11/17/09.....W, 4-2 A	11/27/96.....L, 1-2 H	12/22/18.....W, 4-0 A
11/30/13.....W, 3-2 ot A	11/7/81.....L, 1-3 H	10/9/92.....L, 2-4 H	2/4/10.....W, 6-5 A	1/15/97.....L, 1-5 A	12/29/18.....W, 3-2 A
2/4/14.....L, 0-1 H	12/20/81.....W, 3-2 A	10/21/92.....L, 1-2 A	3/6/10.....W, 2-0 H	2/18/97.....L, 1-6 H	2/26/19.....W, 7-2 H
4/5/14.....W, 4-3 so A	12/26/81.....T, 4-4 H	11/11/92.....W, 7-4 A	11/9/10.....W, 5-3 A	4/3/97.....L, 0-4 A	1/7/20.....W, 6-1 H
11/26/14.....L, 2-3 ot A	1/3/82.....W, 4-3 A	12/4/92.....W, 8-4 H	12/12/10.....L, 0-7 A	11/27/97.....L, 1-3 A	1/31/20.....W, 5-3 A
11/28/14.....W, 5-2 H	1/24/82.....T, 4-4 A	12/29/92.....W, 4-3* H	1/24/11.....L, 1-2 so H	12/27/97.....L, 0-3 H	10/25/21.....W, 7-5 A
12/29/14.....L, 3-4 ot A	1/27/82.....L, 4-5 H	1/13/93.....L, 4-5 A	2/25/11.....L, 0-6 H	1/13/98.....W, 4-0 H	1/22/22.....W, 3-2 ot H
2/21/15.....W, 3-2 so H	3/14/82.....T, 5-5 A	4/4/93.....L, 0-4 H	11/25/11.....L, 3-6 H	3/14/98.....L, 0-4 A	2/13/22.....L, 1-4 H
1/7/16.....W, 4-1 A	3/20/82.....L, 3-4 H	4/14/93.....W, 2-0 A	12/28/11.....W, 4-1 H	11/7/98.....W, 8-5 A	10/20/22.....L, 2-5 A
2/4/16.....W, 3-2 H	10/6/82.....W, 5-4 A	4/16/93.....W, 4-2 H	12/2/12.....L, 2-3 A	11/20/98.....L, 1-4 H	12/22/22.....W, 3-2 ot A
2/18/16.....W, 3-2 ot A	12/10/82.....T, 4-4 H	10/11/93.....L, 2-5 A	4/7/12.....W, 4-1 A	1/1/99.....L, 3-4 H	12/29/22.....L, 3-4 ot H
4/5/16.....L, 3-4 ot H	1/1/83.....L, 2-7 H	11/13/93.....L, 0-2 H	2/17/13.....L, 1-2 A	2/13/99.....L, 1-2 A	
10/15/16.....W, 2-1 H	2/16/83.....L, 4-5 A	11/28/93.....L, 1-3 A	3/10/13.....L, 1-4 H	11/3/99.....W, 3-1 H	<b>PHILADELPHIA FLYERS</b>
12/1/16.....L, 0-3 H	3/3/83.....W, 4-3 A	12/23/93.....L, 0-1 H	3/24/13.....W, 3-2 so A	1/16/00.....W, 2-1 H	Trail, 97-112-19-11
12/13/16.....W, 4-2 A	3/27/83.....L, 4-5 A	2/7/94.....W, 4-1 A	10/16/13.....L, 0-2 H	3/25/00.....W, 4-3 A	Home: 53-47-13-4
12/27/16.....L, 3-4 A	4/3/83.....W, 3-0 H	3/9/94.....L, 5-7 N	12/8/13.....W, 4-1 A	4/4/00.....L, 0-4 A	Away: 44-65-6-7
1/31/17.....L, 2-3 A	10/13/83.....L, 3-4 A	2/8/95.....L, 4-5 A	12/27/13.....W, 3-2 H	1/18/01.....L, 4-5 A	Neutral: 1-0-0
11/2/17.....W, 4-3 H	11/12/83.....W, 7-4 H	3/5/95.....W, 4-2 H	1/19/14.....L, 1-4 A	1/30/01.....T, 1-1* H	11/9/74.....L, 2-6 A
12/11/17.....L, 1-3 A	11/16/83.....L, 1-4 A	3/18/95.....W, 4-1 H	12/23/14.....L, 2-4 A	3/11/01.....W, 6-5 H	12/26/74.....L, 1-4 H
3/15/18.....W, 7-3 A	11/25/83.....W, 3-1 H	4/24/95.....L, 4-5 A	3/11/15.....L, 1-3 H	11/1/01.....L, 5-11 H	1/16/75.....L, 0-4 A
3/16/18.....W, 6-3 H	12/7/83.....L, 5-7 A	12/16/95.....W, 3-2 H	3/29/15.....W, 5-2 A	1/3/02.....L, 1-4 A	3/18/75.....L, 2-7 H
11/26/18.....W, 4-1 A	1/2/84.....T, 2-2* H	12/18/95.....L, 0-3 A	4/11/15.....L, 2-4 H	3/2/02.....W, 3-2* A	10/9/75.....L, 4-5 A
1/18/19.....L, 0-2 H	3/3/84.....W, 5-1 H	1/5/96.....T, 4-4* H	11/3/15.....L, 2-5 A	4/5/02.....T, 0-0* H	12/19/75.....L, 5-7 H
3/1/19.....W, 3-1 A	10/20/84.....L, 5-6 H	2/27/96.....W, 5-3 A	12/20/15.....W, 7-3 H	11/29/02.....L, 2-6 H	2/24/76.....T, 5-5 H
4/6/19.....L, 0-3 H	11/7/84.....L, 3-4 A	3/9/96.....W, 4-1 H	1/9/16.....W, 4-3 ot A	1/18/03.....L, 2-5 A	4/1/76.....L, 2-11 A
10/4/19.....W, 2-1 A	11/28/84.....W, 2-1 A	4/10/96.....W, 4-1 A	1/17/16.....W, 5-2 H	3/28/03.....W, 3-2 A	12/3/76.....T, 4-4 H
12/31/19.....L, 3-4 H	12/15/84.....W, 4-2 H	11/9/96.....W, 3-2 H	3/4/16.....L, 2-3 H	4/3/03.....L, 1-5 H	12/23/76.....L, 2-5 A
1/18/20.....W, 6-4 A	1/19/85.....W, 7-1 H	1/9/97.....W, 2-0 H	2/19/17.....L, 1-2 A	10/23/03.....L, 1-5 A	1/30/77.....T, 5-5 H
2/10/20.....L, 3-5 H	2/28/85.....W, 5-4 H	1/22/97.....L, 3-5 H	2/28/17.....W, 4-1 A	1/3/04.....L, 2-5 A	2/10/77.....L, 2-9 A
1/26/21.....W, 3-2 H	10/10/85.....L, 2-4 A	3/12/97.....L, 2-3 A	4/5/17.....W, 2-0 H	2/17/04.....T, 1-1* H	11/3/77.....L, 1-4 A
1/28/21.....W, 6-3 H	11/29/85.....L, 2-5 H	12/2/97.....W, 3-2* A	12/8/17.....W, 4-2 H	3/8/04.....L, 1-4 H	11/5/77.....L, 1-3 H
3/16/21.....W, 3-1 H	12/29/85.....L, 5-6 A	1/3/98.....L, 2-3 H	12/27/17.....SOL, 0-1 A	1/4/06.....L, 1-3 H	2/12/78.....L, 1-4 A
4/1/21.....L, 4-8 A	1/1/86.....W, 3-0 H	11/8/98.....W, 5-3 A	3/26/18.....W, 4-2 A	3/2/06.....L, 1-7 A	2/26/78.....L, 1-6 H
4/6/21.....L, 0-1 A	3/1/86.....W, 4-0 H	1/26/98.....T, 2-2* A	2/28/18.....W, 3-2 ot H	3/12/06.....L, 2-5 H	12/19/78.....T, 4-4 H
4/22/21.....W, 1-0 so A	3/2/86.....W, 4-2 A	4/14/98.....W, 3-1 H	10/17/18.....W, 4-3 ot H	4/1/06.....W, 1-0 A	12/21/78.....L, 2-5 A
4/24/21.....W, 6-3 A					

# Game-by-Game Results by Team

1/9/79.....L, 2-5 H	3/16/91.....W, 6-0 H	1/6/09.....W, 2-1 so H	3/19/76.....L, 3-7 H	4/2/88.....L, 6-7* H	4/4/04.....L, 3-4 A
3/25/79.....L, 4-7 A	3/28/91.....W, 3-0 A	2/24/09.....L, 2-4 H	4/3/76.....W, 5-4 A	10/7/88.....L, 4-6 H	11/22/05.....L, 4-5 A
1/15/80.....L, 4-7 A	10/4/91.....W, 5-2 A	3/12/09.....W, 2-1 A	11/30/76.....W, 6-4 H	10/11/88.....L, 7-8 A	1/25/06.....L, 1-8 A
1/19/80.....T, 4-4 H	12/5/91.....W, 4-3 A	10/6/09.....L, 5-6 ot A	12/18/76.....W, 5-3 A	11/25/88.....L, 3-5 H	2/11/06.....L, 3-6 H
3/29/80.....T, 3-3 H	12/22/91.....L, 3-4* A	10/27/09.....W, 4-2 H	1/6/77.....T, 3-3 H	11/30/88.....L, 4-6 A	3/8/06.....W, 6-3 H
4/3/80.....L, 2-4 A	1/28/92.....L, 2-3 A	12/5/09.....W, 8-2 A	2/22/77.....W, 3-1 H	1/2/89.....W, 8-0 H	12/11/06.....L, 4-5 so H
12/20/80.....L, 2-5 H	2/22/92.....W, 7-5 H	1/17/10.....W, 5-3 H	2/26/77.....L, 1-2 A	3/3/89.....W, 4-2 H	2/3/07.....L, 0-2 A
12/21/80.....W, 6-0 A	3/14/92.....L, 1-3 A	11/7/10.....W, 3-2 ot H	3/30/77.....W, 4-3 A	3/22/89.....W, 5-4 A	2/18/07.....L, 2-3 A
1/4/81.....L, 1-8 H	3/20/92.....L, 6-7 H	11/20/10.....L, 4-5 so H	10/14/77.....W, 2-1 H	11/24/89.....L, 4-7 H	3/27/07.....L, 3-4 H
3/24/81.....W, 5-2 A	10/10/92.....L, 2-4 H	1/18/11.....L, 2-3 ot A	12/4/77.....L, 2-4 H	11/25/89.....W, 4-1 A	10/20/07.....L, 1-2 H
10/14/81.....L, 4-5 H	12/12/92.....W, 5-2 A	3/22/11.....W, 5-4 so A	12/28/77.....T, 2-2 A	12/6/89.....L, 3-5 A	12/27/07.....L, 3-4 ot A
10/15/81.....L, 2-5 A	12/26/92.....T, 5-5* A	10/20/11.....W, 5-2 A	1/2/78.....W, 3-2 H	12/21/89.....L, 2-5 A	1/21/08.....W, 6-5 so A
11/21/81.....W, 10-4 H	1/7/93.....L, 2-8 A	12/3/11.....L, 1-5 H	1/21/78.....W, 5-2 A	12/26/89.....W, 6-3 H	3/9/08.....L, 2-4 H
11/22/81.....W, 3-2 A	3/5/93.....L, 0-3 H	3/4/12.....L, 0-1 H	4/8/78.....W, 6-4 A	1/12/90.....L, 4-6 H	10/16/08.....W, 4-3 A
3/7/82.....L, 1-7 A	3/11/93.....L, 4-6 A	3/22/12.....L, 1-2 so A	10/21/78.....L, 1-5 A	2/8/90.....L, 5-7 A	1/14/09.....W, 6-3 A
3/13/82.....W, 6-3 H	4/8/93.....L, 3-4 A	2/1/13.....W, 3-2 H	11/1/78.....W, 6-4 H	10/5/90.....L, 4-7 H	2/22/09.....W, 5-2 H
3/25/82.....W, 4-3 A	10/15/93.....L, 0-3 H	2/27/13.....L, 1-4 A	11/29/78.....L, 3-5 A	11/23/90.....W, 7-3 H	3/8/09.....L, 3-4 so H
3/27/82.....T, 4-4 H	12/9/93.....W, 4-2 A	3/31/13.....L, 4-5 ot A	12/1/78.....L, 4-7 H	11/24/90.....L, 2-3* A	1/21/10.....W, 6-3 A
10/9/82.....L, 2-3 H	12/21/93.....W, 4-1 A	11/1/13.....W, 7-0 A	1/20/79.....W, 5-2 A	12/5/90.....W, 3-1 A	2/8/10.....W, 5-4 ot H
10/10/82.....L, 4-6 A	1/29/94.....W, 4-2 A	12/15/13.....W, 5-4 so H	3/17/79.....L, 2-5 H	12/26/90.....L, 3-7 H	3/24/10.....W, 4-3 so H
12/19/82.....W, 3-1 A	2/2/94.....W, 5-2 H	12/17/13.....L, 2-5 A	3/21/79.....T, 2-2 A	1/29/91.....L, 2-3* A	4/6/10.....W, 6-3 A
12/26/82.....L, 3-6 H	3/4/94.....T, 3-3* H	3/2/14.....L, 4-5 ot H	4/8/79.....W, 5-2 H	2/24/91.....T, 5-5* H	12/23/10.....L, 2-3 so H
1/18/83.....W, 4-1 H	2/13/95.....L, 3-5 A	3/5/14.....L, 4-6 A	10/20/79.....L, 1-5 A	10/29/91.....W, 8-0 A	1/1/11.....W, 3-1 A
3/5/83.....W, 4-3 H	2/28/95.....L, 2-4 A	1/8/15.....L, 2-3 ot A	12/7/79.....L, 3-5 H	11/15/91.....W, 6-2 H	2/6/11.....W, 3-0 H
3/20/83.....W, 3-2 A	3/25/95.....T, 2-2* H	1/14/15.....W, 1-0 H	3/30/80.....L, 0-4 A	12/14/91.....W, 7-2 A	2/21/11.....W, 1-0 A
10/6/83.....L, 1-4 A	4/8/95.....L, 1-3 H	2/8/15.....L, 1-3 H	4/1/80.....W, 6-2 H	12/28/91.....L, 2-6 H	10/13/11.....W, 3-2 ot A
10/22/83.....W, 4-1 H	10/11/95.....L, 1-2 A	2/22/15.....W, 2-3 A	11/12/80.....W, 3-1 A	1/26/92.....W, 6-4 H	12/1/11.....L, 1-2 H
12/15/83.....L, 4-9 A	11/14/95.....T, 2-2* H	11/12/15.....W, 5-2 A	12/12/80.....L, 2-6 H	12/12/92.....W, 5-3 H	1/11/12.....W, 1-0 H
12/26/83.....L, 4-5 H	1/28/96.....W, 3-2* H	1/27/16.....L, 3-4 ot H	1/31/81.....T, 4-4 A	4/15/92.....L, 1-4 A	1/22/12.....L, 3-4 ot A
1/8/84.....W, 7-1 A	2/22/96.....L, 3-5 A	2/7/16.....W, 2-2 H	2/26/81.....L, 5-7 H	11/27/92.....W, 6-4 H	2/3/13.....L, 3-6 H
2/11/84.....W, 6-3 H	3/3/96.....W, 3-0 H	3/30/16.....L, 1-2 so A	11/1/81.....L, 2-3 H	11/28/92.....L, 3-5 A	2/7/13.....L, 2-5 A
4/1/84.....W, 4-1 A	10/30/96.....W, 4-2 H	12/21/16.....L, 2-3 so A	12/12/81.....L, 4-7 A	1/26/93.....L, 3-6 A	3/19/13.....L, 1-2 A
10/11/84.....T, 2-2* A	11/14/96.....W, 5-2 A	1/15/17.....W, 5-0 H	12/30/81.....L, 2-6 A	1/31/93.....T, 2-2* H	11/20/13.....L, 0-4 H
10/13/84.....L, 2-4 H	11/19/97.....T, 3-3* A	2/22/17.....W, 4-1 A	1/31/82.....W, 8-3 H	2/28/93.....L, 2-4 H	1/15/14.....L, 3-4 A
12/23/84.....L, 4-7 A	1/29/97.....L, 1-2 H	3/4/17.....W, 2-1 ot H	2/6/82.....W, 6-4 A	3/18/93.....L, 5-7 A	3/10/14.....L, 2-3 H
12/26/84.....W, 6-0 H	3/9/97.....L, 0-5 A	10/14/17.....L, 2-8 A	3/10/82.....L, 2-7 H	3/28/93.....L, 1-4 H	3/11/14.....L, 0-2 A
2/9/85.....L, 4-5 H	3/29/97.....L, 3-5 H	1/21/18.....OTL, 1-2 H	3/28/82.....L, 5-6 H	11/18/93.....L, 2-3 A	12/27/14.....W, 3-0 A
3/7/85.....L, 6-9 A	10/31/97.....T, 2-2* H	1/31/18.....W, 5-3 H	3/31/82.....T, 4-4 A	11/26/93.....T, 4-4* H	1/28/15.....W, 4-0 H
3/8/85.....L, 2-4 H	1/9/98.....W, 4-1 H	3/18/18.....L, 3-6 A	10/27/82.....L, 5-7 A	12/26/93.....W, 7-3 H	2/17/15.....W, 3-1 A
10/13/85.....L, 2-4 H	1/31/98.....W, 3-2* A	1/18/19.....W, 5-3 H	12/2/82.....W, 5-4 H	3/15/94.....W, 5-4* A	2/25/15.....L, 3-4 H
1/9/86.....L, 0-4 A	3/5/98.....L, 2-3 A	3/6/19.....W, 5-3 A	12/18/82.....W, 3-1 A	1/29/95.....L, 1-4 H	10/28/15.....L, 1-3 H
1/18/86.....W, 5-2 H	4/11/98.....L, 3-4 A	3/14/19.....W, 5-2 A	12/28/82.....W, 6-3 H	4/11/95.....L, 1-3 A	12/14/15.....W, 4-1 A
2/22/86.....L, 1-3 A	12/5/98.....L, 1-2 A	3/24/19.....W, 3-1 H	1/26/83.....W, 6-2 A	4/22/95.....W, 2-1 A	3/1/16.....W, 3-2 H
3/13/86.....L, 0-2 A	1/13/99.....L, 0-3 H	11/13/19.....W, 2-1 so H	1/28/83.....W, 7-2 H	5/2/95.....W, 7-2 H	3/20/16.....L, 2-6 A
3/23/86.....W, 6-5 H	1/21/99.....L, 1-4 A	1/8/20.....L, 2-3 A	3/26/83.....T, 4-4 H	11/17/95.....L, 2-3* H	4/7/16.....L, 3-4 ot H
4/6/86.....L, 3-5 A	4/10/99.....L, 1-2 H	2/8/20.....L, 2-7 H	10/14/83.....L, 0-4 H	11/18/95.....L, 0-3 A	10/13/16.....L, 2-3 so A
10/11/86.....L, 1-6 H	10/12/99.....W, 5-4 H	3/4/20.....L, 2-5 A	10/25/83.....W, 1-0 A	1/1/96.....W, 4-2 H	11/16/16.....W, 3-1 H
11/16/86.....L, 2-6 A	1/30/00.....W, 2-0 H	2/7/21.....L, 4-7 H	1/21/84.....W, 3-2 A	4/4/96.....L, 2-4 A	1/11/17.....W, 5-2 H
11/28/86.....L, 2-4 H	2/19/00.....L, 2-4 A	3/7/21.....W, 3-1 A	3/1/84.....W, 9-1 H	10/19/96.....L, 1-2 A	1/16/17.....L, 7-8 ot A
1/3/87.....L, 1-4 H	3/9/00.....L, 1-3 A	3/11/21.....W, 5-3 A	3/5/84.....W, 5-2 A	11/1/96.....W, 4-2 H	10/11/17.....L, 2-3 H
1/11/87.....T, 2-2* A	10/29/00.....T, 1-1* A	3/13/21.....W, 5-4 A	3/24/84.....W, 6-0 H	12/6/96.....L, 3-5 H	11/10/17.....W, 4-1 H
3/5/87.....L, 2-4 A	11/18/00.....L, 3-5 A	4/13/21.....W, 6-1 H	3/25/84.....W, 4-3 A	12/30/96.....L, 3-5 A	2/2/18.....L, 4-7 A
4/4/87.....W, 3-2* H	12/30/00.....W, 6-3 H	4/17/21.....W, 6-3 A	11/21/84.....T, 3-3* A	11/12/97.....W, 4-1 A	4/1/18.....W, 3-1 A
10/22/87.....W, 4-1 A	1/28/01.....W, 4-2 H	5/7/21.....L, 2-4 H	12/2/84.....W, 9-1 H	12/26/97.....L, 1-4 H	10/4/18.....L, 6-7 ot A
12/26/87.....L, 2-3 H	10/20/01.....L, 3-6 A	5/8/21.....W, 2-1 ot H	1/16/85.....W, 5-4 A	1/28/98.....T, 2-2* H	11/7/18.....W, 2-1 H
1/5/88.....W, 3-1 A	10/30/01.....L, 0-3 H	11/6/21.....L, 1-2 H	1/17/85.....W, 6-2 H	2/4/98.....T, 2-2* A	12/19/18.....L, 1-2 H
1/31/88.....W, 1-0* H	11/15/01.....L, 0-5 A	2/17/22.....W, 5-3 A	3/24/85.....W, 7-3 H	11/25/98.....W, 5-4 H	3/12/19.....L, 3-5 A
3/10/88.....L, 2-5 A	12/26/01.....L, 1-4 H	2/26/22.....L, 1-2 A	4/6/85.....W, 7-4 A	12/19/98.....L, 0-3 A	2/2/20.....L, 3-4 H
3/25/88.....W, 5-3 H	10/19/02.....L, 1-3 A	4/12/22.....W, 9-2 H	4/7/85.....W, 7-3 H	2/15/99.....L, 3-7 A	2/23/20.....W, 5-3 H
4/3/88.....T, 2-2* A	11/2/02.....L, 1-2 A	11/23/22.....W, 3-2 ot H	11/6/85.....W, 4-1 A	2/28/99.....W, 4-3 H	3/7/20.....W, 5-2 A
12/6/88.....W, 4-3 H	11/9/02.....W, 4-1 H	12/7/22.....W, 4-1 A	11/19/85.....W, 4-3 H	12/9/99.....L, 0-3 A	1/17/21.....L, 3-4 so A
12/15/88.....L, 1-4 A	3/10/03.....W, 2-1* H	1/11/23.....L, 3-5 A	11/20/85.....W, 3-1 A	12/29/99.....W, 3-2* H	1/19/21.....L, 4-5 ot A
12/27/88.....W, 4-3 H	11/8/03.....L, 2-4 A	1/14/23.....L, 1-3 H	2/12/86.....L, 1-8 A	2/1/00.....L, 2-3 A	2/14/21.....L, 3-6 A
1/26/89.....W, 1-0 A	1/25/04.....L, 1-4 H		3/11/86.....W, 5-3 H	3/30/00.....OTL, 3-4* H	2/16/21.....W, 3-1 A
2/5/89.....L, 1-3 H	2/4/04.....L, 1-5 A		3/17/86.....W, 5-3 A	1/3/01.....L, 2-3 A	2/23/21.....L, 2-3 ot H
3/24/89.....W, 6-1 H	3/4/04.....W, 2-1 H		4/1/86.....W, 5-3 H	1/8/01.....L, 3-5 H	2/25/21.....W, 5-2 H
3/30/89.....L, 4-5 A	11/3/05.....L, 1-8 A		10/9/86.....L, 4-5 A	3/3/01.....W, 4-3 H	4/29/21.....L, 4-5 ot H
10/6/89.....W, 5-3 H	12/31/05.....W, 4-3 so H		11/22/86.....L, 4-5 H	3/7/01.....W, 4-3 A	5/1/21.....L, 0-3 H
12/1/89.....L, 2-3 H	1/6/06.....L, 1-3 H		1/1/87.....W, 4-3* H	12/11/01.....T, 2-2* H	11/14/21.....W, 6-1 H
12/5/89.....W, 4-3 A	2/10/06.....L, 4-5 A		1/7/87.....L, 2-5 A	12/21/01.....L, 3-4 A	12/10/21.....L, 2-4 H
12/19/89.....W, 2-1 A	11/4/06.....W, 5-3 A		1/9/87.....W, 3-2 H	12/22/01.....T, 4-4* H	2/1/22.....W, 4-3 ot A
1/28/90.....W, 7-2 H	12/9/06.....W, 5-3 A		1/27/87.....L, 5-7 A	3/24/02.....L, 2-6 A	4/9/22.....W, 6-3 A
12/11/90.....W, 4-1 H	12/16/06.....W, 4-1 H		3/20/87.....W, 4-3 H	10/28/02.....L, 2-3 A	11/9/22.....L, 1-4 H
3/10/90.....W, 4-3 A	1/9/07.....W, 6-2 H		11/11/87.....L, 2-3 A	12/3/02.....W, 4-1 A	1/26/23.....W, 3-2 so H
3/29/90.....T, 2-2* A	11/2/07.....L, 2-3 H		11/27/87.....L, 2-4 H	1/30/03.....W, 2-1 H	3/25/23.....L, 3-4 A
10/23/90.....W, 6-2 A	11/23/07.....W, 4-3 ot A		12/28/87.....T, 5-5* A	4/5/03.....W, 5-3 H	
1/4/91.....T, 3-3* H	1/13/08.....L, 4-6 H		1/1/88.....W, 5-3 H	1/18/04.....W, 4-3 H	
1/24/91.....L, 1-6 A	2/6/08.....W, 4-3 A		2/2/88.....L, 2-3* A	3/16/04.....L, 1-4 A	
2/10/91.....W, 5-2 H	12/20/08.....L, 1-7 A		3/23/88.....L, 1-7 A	3/30/04.....W, 4-2 H	

## PITTSBURGH PENGUINS

Trail, 106-107-16-14

Home: 61-47-9-7

Away: 45-60-7-7

11/16/74.....L, 1-8 A	11/18/74.....L, 0-6 H	1/19/75.....L, 2-3 H	2/26/75.....L, 1-3 A	3/15/75.....L, 1-12 A	4/6/75.....W, 8-4 H	10/7/75.....L, 2-4 H	10/11/75.....L, 5-7 A	11/12/75.....T, 6-6 H	1/24/76.....L, 2-8 A
-----------------------	-----------------------	----------------------	----------------------	-----------------------	---------------------	----------------------	-----------------------	-----------------------	----------------------

# Game-by-Game Results by Team

## SAN JOSE SHARKS

Trail, 18-26-1-4

Home: 8-13-0-4

Away: 10-13-1-0

2/9/92.....W, 6-2	H
2/18/92.....W, 4-2	A
2/16/93.....W, 4-3	A
3/21/93.....W, 5-3	H
10/30/93.....W, 4-2	A
11/16/93.....L, 1-2	H
11/21/95.....W, 3-2	H
12/2/95.....L, 3-5	A
12/11/96.....L, 2-3	A
12/20/96.....W, 3-2	H
11/22/97.....L, 2-5	H
12/10/97.....T, 3-3*	A
12/12/98.....L, 1-2	A
2/20/99.....W, 3-1	H
10/16/99.....L, 2-3	H
10/31/99.....L, 1-2	A
12/18/00.....L, 3-5	H
2/28/02.....L, 2-5	H
3/15/02.....L, 4-5	A
11/19/02.....L, 2-3	H
12/14/02.....L, 0-2	A
11/8/04.....L, 2-3	H
12/16/05.....L, 1-4	A
2/21/07.....L, 2-3 so	H
11/22/08.....L, 2-7	A
10/15/09.....W, 4-1	H
12/30/09.....L, 2-5	A
2/8/11.....L, 0-2	H
2/17/11.....L, 2-3	A
1/7/12.....L, 2-5	A
2/13/12.....L, 3-5	H
1/14/14.....L, 1-2 so	H
3/22/14.....W, 3-2 so	A
10/14/14.....L, 5-6 so	H
2/11/15.....W, 5-4 ot	A
10/13/15.....L, 0-5	H
3/12/16.....L, 2-5	A
11/8/16.....L, 0-3	H
3/9/17.....L, 2-4	A
12/4/17.....W, 4-1	H
3/10/18.....W, 2-0	A
1/22/19.....L, 6-7	H
2/14/19.....W, 5-1	A
12/3/19.....W, 5-2	A
1/5/20.....W, 5-4 ot	H
11/20/21.....W, 4-0	A
1/26/22.....L, 1-4	H
2/12/23.....L, 1-4	H
3/4/23.....W, 8-3	A

## SEATTLE KRACEN

Lead, 2-1-0-1

Home: 2-0-0-0

Away: 0-1-0-1

11/21/21.....L, 2-5	A
3/5/22.....W, 5-2	H
12/1/22.....L, 2-3 ot	A
12/9/22.....W, 4-1	H

## ST. LOUIS BLUES

Tied, 45-45-12-2

Home: 26-21-4-0

Away: 19-24-8-2

12/7/74.....L, 2-8	A
12/8/74.....L, 1-3	H
2/15/75.....L, 1-7	A
2/23/75.....L, 2-7	H
11/9/75.....L, 3-5	H
11/15/75.....L, 2-9	A
1/8/76.....L, 2-4	A
2/13/76.....L, 0-2	H
1/2/77.....W, 2-1	H
1/23/77.....W, 6-3	H

1/29/77.....W, 5-2	A
2/19/77.....L, 1-4	A
11/15/77.....T, 2-2	A
12/11/77.....W, 2-1	H
3/4/78.....T, 3-3	A
3/19/78.....L, 2-3	H
11/21/78.....W, 4-3	A
11/22/78.....L, 1-3	H
12/2/78.....L, 2-5	A
3/10/79.....W, 7-5	H
12/8/79.....L, 1-5	A
3/5/80.....W, 7-5	H
3/22/80.....L, 2-6	A
3/26/80.....W, 4-2	H
10/24/80.....L, 2-3	H
10/25/80.....T, 3-3	A
2/28/81.....L, 4-7	A
3/21/81.....T, 3-3	H
1/9/82.....L, 4-7	A
2/25/82.....W, 9-1	H
3/3/82.....W, 8-4	H
10/30/82.....W, 6-5	A
11/5/82.....L, 3-4	H
1/8/83.....T, 3-3	A
1/5/84.....W, 5-1	H
2/18/84.....W, 4-2	A
3/18/84.....L, 3-5	H
12/11/84.....T, 3-3*	A
12/22/84.....W, 7-5	H
1/9/85.....W, 4-2	A
10/29/85.....W, 6-3	H
12/5/85.....W, 3-2*	H
3/15/86.....W, 5-4	A
12/20/86.....W, 5-3	H
1/5/87.....W, 6-4	A
3/14/87.....T, 3-3*	A
12/20/87.....T, 1-1*	H
1/16/88.....L, 1-3	A
3/22/88.....L, 3-5	H
11/29/88.....W, 4-3	H
1/28/89.....T, 4-4*	A
2/14/89.....W, 5-3	A
10/28/89.....L, 0-1	A
10/31/89.....T, 1-1*	H
3/13/90.....L, 1-4	H
12/20/90.....T, 3-3*	A
1/15/91.....L, 3-7	A
3/19/91.....L, 1-2	H
1/14/92.....W, 6-1	A
2/27/92.....L, 3-7	A
3/17/92.....W, 6-4	H
2/11/93.....W, 10-6	A
2/21/93.....W, 5-2	H
11/24/93.....W, 5-2	H
2/10/94.....W, 4-3	A
10/7/95.....W, 4-1	H
10/29/95.....W, 3-1	A
10/26/96.....W, 6-4	A
3/25/97.....W, 3-2	H
10/25/97.....L, 2-5	A
12/29/97.....W, 4-2	H
11/28/98.....L, 2-4	A
4/7/99.....L, 2-4	H
1/1/00.....T, 1-1*	H
3/20/00.....L, 1-2	A
12/2/00.....L, 0-2	A
11/3/01.....L, 1-4	A
1/30/02.....L, 1-4	H
1/28/03.....L, 3-5	H
10/18/03.....L, 1-4	A
1/19/06.....W, 5-4 so	H
10/27/07.....L, 3-4	A
12/18/08.....W, 4-2	H
2/13/10.....L, 3-4 so	A
12/1/10.....W, 4-1	A
3/3/11.....W, 3-2	H
11/29/11.....L, 1-2	H
11/17/13.....W, 4-1	H
4/8/14.....W, 4-1	A

11/15/14.....L, 1-4	A
2/1/15.....L, 3-4	H
3/26/16.....L, 0-4	H
4/9/16.....W, 5-1	A
11/23/16.....W, 4-3	H
1/19/17.....W, 7-3	A
1/7/18.....W, 4-3 ot	H
4/2/18.....W, 4-2	A
1/3/19.....L, 2-5	A
1/14/19.....L, 1-4	H
10/2/19.....W, 3-2 ot	A
1/7/22.....L, 1-5	A
3/22/22.....L, 2-5	H
11/17/22.....L, 4-5 so	A
3/17/23.....L, 2-5	H

## TAMPA BAY LIGHTNING

Lead, 84-36-6-11

Home: 47-12-4-6

Away: 37-24-2-5

11/6/92.....T, 2-2*	H
1/17/93.....W, 5-3	A
11/11/93.....W, 4-1	A
1/1/94.....T, 5-5*	H
2/5/94.....W, 6-3	H
3/1/94.....L, 3-4	H
3/24/94.....W, 3-0	A
2/26/95.....T, 1-1*	H
3/12/95.....W, 3-1	H
3/13/95.....W, 3-0	A
3/29/95.....W, 4-2	A
10/14/95.....W, 2-0	H
12/20/95.....W, 4-2	A
11/24/95.....L, 1-2	H
3/10/96.....L, 0-1	A
3/21/96.....T, 3-3*	A
3/31/96.....T, 1-1*	H
10/11/96.....W, 6-2	H
1/16/96.....W, 2-1	A
12/23/96.....W, 3-1	A
2/14/97.....W, 5-4*	H
2/15/97.....L, 1-4	A
1/21/98.....W, 3-2*	A
1/21/98.....W, 3-2*	A
2/7/98.....L, 3-4	H
2/25/98.....L, 3-4	H
2/28/98.....L, 2-5	A
4/2/98.....W, 4-1	H
10/18/98.....W, 4-1	A
11/4/98.....L, 2-5	H
2/3/99.....W, 10-1	H
3/2/99.....W, 8-2	A
4/3/99.....L, 3-4	A
1/19/99.....W, 2-1	H
1/17/00.....W, 6-3	A
1/24/00.....W, 8-2	H
3/1/00.....W, 4-2	A
3/19/00.....W, 5-2	H
11/5/00.....L, 2-5	A
11/29/00.....W, 4-1	H
1/23/01.....W, 5-2	A
3/24/01.....W, 3-2	A
4/8/01.....W, 2-1	H
10/23/01.....T, 1-1*	A
11/21/01.....W, 3-2	H
2/9/02.....W, 4-2	A
2/11/02.....W, 3-1	H
4/3/02.....W, 4-1	H
10/25/02.....L, 2-3	A
11/1/02.....W, 3-2	H
12/23/02.....W, 3-0	H
2/4/03.....W, 5-1	A
2/17/03.....L, 1-3	A
11/4/03.....W, 5-1	A
11/14/03.....L, 2-5	H
2/3/04.....W, 2-1	H
2/23/04.....L, 3-6	H
2/28/04.....L, 2-4	A

3/27/04.....L, 1-4	A
10/16/05.....W, 3-2 so	H
10/28/05.....L, 2-4	A
11/15/05.....W, 4-3 so	H
11/23/05.....L, 3-4 so	H
1/29/06.....W, 2-1	H
2/4/06.....L, 0-5	A
3/23/06.....L, 3-4 ot	A
4/18/06.....W, 4-1	A
10/21/06.....L, 4-6	H
11/28/06.....W, 5-2	A
12/19/06.....L, 4-5	H
1/11/07.....L, 4-5	A
2/15/07.....L, 2-3 so	A
3/1/07.....L, 4-5 so	H
3/18/07.....W, 7-1	H
3/31/07.....L, 2-5	A
10/24/07.....W, 5-3	H
11/10/07.....L, 2-5	H
11/16/07.....L, 2-5	A
12/15/07.....W, 3-2	A
12/26/07.....W, 3-2	H
2/16/08.....W, 3-2	A
3/27/08.....W, 4-3 ot	A
4/3/08.....W, 4-1	H
11/10/08.....W, 4-2	H
1/1/09.....W, 7-4	H
2/14/09.....W, 5-1	A
3/19/09.....W, 5-2	A
3/27/09.....W, 5-3	H
4/9/09.....W, 4-2	A
12/7/09.....W, 3-0	A
1/12/10.....L, 4-7	A
1/31/10.....W, 3-2	H
3/4/10.....W, 5-4	H
3/12/10.....L, 2-3	H
3/20/10.....W, 3-1	A
11/11/10.....W, 6-3	H
11/26/10.....W, 6-0	H
1/4/11.....L, 0-1 ot	H
1/12/11.....L, 0-3	A
2/4/11.....W, 5-2	A
3/7/11.....W, 2-1 so	A
10/10/11.....W, 6-5 so	H
1/13/12.....W, 4-3	H
1/31/12.....L, 3-4 ot	A
2/18/12.....L, 1-2	A
3/8/12.....W, 3-2 ot	H
4/2/12.....L, 2-4	A
1/19/13.....L, 3-6	A
2/14/13.....W, 4-3	A
4/7/13.....W, 4-2	H
4/13/13.....W, 6-5 ot	H
12/10/13.....W, 6-5 so	H
1/9/14.....W, 4-3	A
4/13/14.....L, 0-1 so	H
11/1/14.....L, 3-4	A
12/9/14.....W, 5-3	A
12/13/14.....W, 4-2	H
11/27/15.....W, 4-2	H
12/12/15.....W, 2-1	A
12/18/15.....W, 5-3	H
12/3/16.....L, 1-2 so	A
12/23/16.....W, 4-0	H
3/18/17.....W, 5-3	A
10/9/17.....L, 3-4 ot	A
11/24/17.....W, 3-1	H
2/20/18.....L, 2-4	A
3/16/19.....L, 3-6	A
3/20/19.....W, 6-3	A
11/29/19.....W, 4-3 ot	H
12/14/19.....W, 5-2	A
12/21/19.....W, 3-1	H
10/16/21.....L, 1-2 ot	H
11/21/21.....L, 2-3	A
4/6/22.....W, 4-3	H
11/11/22.....W, 5-1	H
11/13/22.....L, 3-6	A

## TORONTO MAPLE LEAFS

Lead, 77-61-10-7

Home: 48-24-4-3

Away: 29-37-6-4

Neutral: 1-0-0-0

10/27/74.....L, 3-4	H
11/30/74.....L, 1-7	A
12/15/74.....W, 3-1	H
3/1/75.....L, 4-5	A
3/9/75.....L, 2-4	H
10/24/75.....L, 3-6	H
11/18/75.....L, 2-4	A
2/4/76.....T, 4-4	A
2/16/76.....L, 1-5	H
3/20/76.....L, 3-7	A
12/17/76.....W, 3-2	H
1/1/77.....L, 1-3	A
2/12/77.....L, 0-10	A
2/25/77.....W, 4-2	H
3/27/77.....W, 7-4	H
11/11/77.....L, 1-3	H
11/16/77.....L, 2-5	A
11/26/77.....T, 4-4	A
2/25/78.....L, 0-4	A
3/15/78.....L, 2-5	H
12/17/78.....W, 7-6	H
12/30/78.....T, 5-5	A
1/28/79.....T, 2-2	H
3/28/79.....L, 2-6	A
10/19/79.....L, 3-5	H
11/28/79.....L, 2-4	H
12/26/79.....W, 8-2	A
3/24/80.....L, 1-6	A
11/28/80.....W, 6-2	H
11/29/80.....W, 7-3	A
3/8/81.....W, 7-3	H
3/14/81.....L, 3-5	A
12/5/81.....L, 4-9	A
12/11/81.....W, 11-2	H
4/3/82.....W, 6-4	A
10/13/82.....W, 5-3	A
11/26/82.....W, 5-3	H
1/6/83.....L, 1-3	H
12/17/83.....W, 3-1	A
1/27/84.....W, 6-1	H
1/28/84.....W, 8-0	A
2/1/85.....T, 3-3*	H
2/5/85.....W, 4-1	A
3/14/85.....W, 4-0	H
10/16/85.....W, 6-5*	A
12/10/85.....W, 3-2	H
1/29/86.....L, 2-5	A
12/10/86.....L, 2-8	A
3/13/87.....W, 10-2	H
3/31/87.....W, 4-2	H
12/15/87.....L, 3-5	A
12/18/87.....W, 4-2	H
12/28/87.....T, 4-4*	A
10/14/88.....L, 1-3	H
1/6/89.....W, 3-0	H
1/11/89.....W, 3-2	A
10/21/89.....L, 4-8	A
11/3/89.....W, 2-1	H
1/8/90.....L, 6-8	A
11/14/90.....L, 3-5	A
11/21/90.....W, 5-3	H
12/22/90.....L, 2-5	H
10/9/91.....W, 5-4	A
11/1/91.....W, 4-0	H
12/20/91.....W, 4-3	H
10/6/92.....W, 6-5	A
3/9/93.....W, 3-1	H
10/13/93.....L, 1-7	A
1/11/94.....L, 1-2	H
11/10/95.....L, 1-6	A
2/16/96.....W, 4-3	H
1/13/97.....W, 6-3	H
2/26/97.....W, 3-1	A
10/1/97.....W, 4-1	A
1/6/98.....W, 5-3	H
11/10/98.....W, 4-1	H
1/1/99.....W, 5-2	A
1/30/99.....L, 3-5	A
2/22/99.....W, 4-3	H
11/5/99.....W, 5-3	H
11/29/99.....L, 1-3	A
1/22/00.....T, 5-5*	A
4/1/00.....L, 3-4	H
1/6/01.....W, 3-2	A
2/1/01.....W, 5-4	H
3/1/01.....OTL, 2-3*	H

# Game-by-Game Results by Team

4/14/22.....L, 3-7 A  
4/24/22.....L, 3-4 so H  
10/13/22.....L, 2-3 A  
12/17/22.....W, 5-2 H  
1/29/23.....L, 1-5 A

## VANCOUVER CANUCKS

Lead, 51-41-9-2  
Home: 29-18-4-1  
Away: 22-23-5-1

12/17/74.....L, 2-4 A  
1/23/75.....L, 2-3 H  
2/1/75.....L, 2-5 A  
3/2/75.....L, 3-7 H  
10/14/75.....L, 2-7 A  
11/19/75.....L, 2-5 H  
1/6/76.....L, 3-5 H  
1/30/76.....L, 2-4 A  
10/13/76.....L, 1-4 A  
11/9/76.....W, 4-2 H  
12/7/76.....W, 4-3 H  
3/9/77.....L, 2-5 A  
12/6/77.....L, 2-5 H  
12/13/77.....L, 1-3 A  
1/31/78.....L, 2-4 A  
2/14/78.....L, 2-4 H  
12/9/78.....W, 7-5 A  
1/14/79.....W, 5-3 H  
2/3/79.....L, 1-5 H  
3/2/79.....W, 6-2 A  
10/27/79.....L, 3-5 A  
12/21/79.....W, 2-1 H  
1/11/80.....W, 7-4 H  
2/16/80.....W, 5-3 A  
12/9/80.....L, 2-4 H  
12/30/80.....T, 3-3 A  
1/29/81.....W, 3-1 H  
2/3/81.....T, 3-3 A  
10/28/81.....L, 0-3 A  
1/2/82.....W, 5-2 H  
3/17/82.....T, 6-6 H  
11/21/82.....L, 3-5 A  
2/18/83.....W, 2-1 A  
3/23/83.....T, 1-1 H  
11/4/83.....W, 5-4\* H  
1/13/84.....W, 6-4 A  
2/28/84.....L, 2-3 H  
10/28/84.....W, 5-2 A  
2/21/85.....W, 6-2 A  
2/26/85.....W, 3-2 H  
11/15/85.....W, 5-3 H  
12/7/85.....W, 2-1 H  
12/17/85.....T, 4-4\* A  
10/28/86.....W, 5-2 A  
11/5/86.....W, 3-2 H  
2/20/87.....W, 6-3 A  
10/27/87.....W, 3-2 A  
11/3/87.....W, 3-2 H  
3/6/88.....W, 7-2 H  
10/25/88.....W, 4-3\* A  
2/19/89.....L, 2-3 A  
3/5/89.....W, 3-0 H  
11/14/89.....T, 4-4\* A  
1/5/90.....L, 2-5 H  
3/17/90.....L, 1-3 H  
10/30/90.....W, 2-1 A  
2/5/91.....W, 5-3 H  
2/16/91.....L, 2-4 A  
10/24/91.....L, 1-3 A  
1/3/92.....T, 3-3\* H  
3/29/92.....W, 7-4 H  
10/28/92.....L, 3-4 A  
3/2/93.....T, 3-3\* H  
10/27/93.....W, 4-2 A  
11/5/93.....W, 3-2 H  
2/10/96.....T, 4-4\* A  
3/12/96.....W, 9-0 H  
2/11/97.....W, 5-2 A

3/11/97.....W, 4-1 H  
11/4/97.....W, 2-1 H  
3/28/98.....W, 3-2 A  
10/21/98.....L, 1-2 H  
11/1/98.....L, 1-4 A  
12/22/99.....L, 3-6 A  
11/22/00.....W, 3-2\* H  
2/14/01.....W, 4-3\* A  
1/19/02.....L, 1-5 H  
3/23/03.....L, 0-6 A  
1/31/04.....L, 1-6 H  
10/27/06.....L, 2-3 so A  
10/26/07.....L, 2-3 H  
10/13/08.....W, 5-1 H  
12/18/09.....L, 2-3 A  
1/14/11.....L, 2-4 H  
10/29/11.....L, 4-7 A  
10/28/13.....L, 2-3 A  
3/14/14.....W, 4-3 H  
10/26/14.....L, 2-4 A  
12/2/14.....L, 3-4 H  
10/22/15.....W, 3-2 A  
1/14/16.....W, 4-1 H  
10/29/16.....W, 5-2 A  
12/11/16.....W, 3-0 H  
10/26/17.....L, 2-6 A  
1/9/18.....W, 3-1 H  
10/22/18.....W, 5-2 A  
2/5/19.....W, 3-2 H  
10/25/19.....W, 6-5 so A  
11/23/19.....L, 1-2 so H  
1/16/22.....L, 2-4 H  
3/11/22.....W, 4-3 ot A  
10/17/22.....W, 6-4 H  
11/29/22.....W, 5-1 A

## VEGAS GOLDEN KNIGHTS

Trail, 2-6-0-2  
Home: 2-2-0-1  
Away: 0-4-0-1

12/23/17.....L, 0-3 A  
2/4/18.....L, 3-4 H  
10/10/18.....W, 5-2 H  
12/4/18.....L, 3-5 A  
11/9/19.....W, 5-2 H  
2/17/20.....L, 2-3 A  
1/24/22.....L, 0-1 H  
4/20/22.....L, 3-4 ot A  
11/1/22.....L, 2-3 ot H  
1/21/23.....L, 2-6 A

## WINNIPEG JETS

Lead, 55-28-5-9  
Home: 33-9-3-3  
Away: 22-19-2-6

12/15/99.....W, 4-0 A  
1/6/00.....L, 1-3 A  
1/8/00.....W, 3-0 H  
1/12/00.....W, 5-2 A  
3/28/00.....W, 5-2 H  
10/11/00.....T, 3-3\* A  
11/12/00.....T, 2-2\* H  
11/25/00.....L, 1-2 A  
1/1/01.....W, 4-2 H  
1/13/01.....W, 4-1 H  
10/26/01.....L, 0-1 A  
11/10/01.....W, 3-0 H  
12/6/01.....T, 3-3\* A  
12/15/01.....W, 5-2 H  
1/22/02.....W, 3-0 A  
11/23/02.....W, 6-3 H  
12/1/02.....L, 4-5 A  
12/6/02.....W, 7-6\* H  
2/12/03.....W, 5-1 A  
3/6/03.....T, 4-4\* H  
10/11/03.....L, 3-4 H

10/31/03.....W, 2-1 H  
12/16/03.....W, 5-0 A  
3/13/04.....L, 2-5 A  
3/20/04.....T, 2-2\* H  
3/24/04.....L, 2-3 A  
10/7/05.....L, 3-7 H  
10/8/05.....L, 1-8 A  
11/4/05.....W, 3-2 so H  
12/22/05.....W, 6-5 so A  
1/1/06.....L, 2-5 H  
3/4/06.....L, 2-3 ot A  
4/13/06.....L, 3-5 A  
4/17/06.....W, 6-4 H  
10/14/06.....L, 3-4 ot H  
10/19/06.....L, 3-4 so A  
11/3/06.....L, 3-4 H  
11/22/06.....L, 2-4 H  
12/15/06.....W, 3-2 ot A  
1/6/07.....W, 3-2 ot H  
3/12/07.....L, 2-4 A  
4/4/07.....W, 3-2 A  
10/5/07.....W, 3-1 A  
11/6/07.....L, 1-2 ot A  
11/21/07.....L, 1-5 H  
12/8/07.....W, 6-3 H  
2/2/08.....L, 0-2 H  
2/13/08.....L, 2-3 so A  
3/14/08.....W, 4-1 H  
3/21/08.....W, 5-3 A  
10/11/08.....L, 4-7 A  
11/26/08.....W, 5-3 H  
2/26/09.....W, 4-3 H  
3/16/09.....L, 1-5 A  
4/5/09.....W, 6-4 H  
4/7/09.....W, 4-2 A  
10/22/09.....W, 5-4 A  
10/29/09.....W, 4-3 A  
1/9/10.....W, 8-1 A  
2/5/10.....W, 5-1 H  
4/1/10.....W, 2-1 H  
4/9/10.....W, 5-2 H  
10/8/10.....L, 2-4 A  
10/23/10.....W, 4-3 ot H  
11/14/10.....W, 6-4 H  
11/19/10.....L, 0-5 A  
12/4/10.....L, 1-3 H  
1/26/11.....L, 0-1 A  
11/17/11.....L, 1-4 A  
11/23/11.....W, 4-3 ot H  
12/15/11.....W, 1-0 A  
2/9/12.....L, 2-3 so H  
3/16/12.....L, 2-3 A  
3/23/12.....L, 3-4 ot H  
1/22/13.....L, 2-4 H  
3/2/13.....W, 3-0 A  
3/21/13.....W, 4-0 A  
3/22/13.....W, 6-1 A  
4/23/13.....W, 5-3 H  
10/22/13.....W, 5-4 so A  
2/6/14.....W, 4-2 H  
2/19/15.....W, 5-1 H  
3/21/15.....L, 0-3 A  
11/25/15.....W, 5-3 H  
12/5/15.....L, 1-2 ot A  
11/11/16.....W, 3-2 A  
11/3/16.....W, 4-3 ot H  
2/13/18.....L, 3-4 ot A  
3/12/18.....W, 3-2 ot H  
11/14/18.....L, 1-3 A  
3/10/19.....W, 3-1 H  
2/25/20.....W, 4-3 so H  
2/27/20.....L, 0-3 A  
12/17/21.....W, 5-2 A  
1/18/22.....W, 4-3 ot H  
12/11/22.....W, 5-2 A  
12/23/22.....W, 4-1 H

\*ot Overtime  
so Shootout

# Longest Streak by Season

	OVERALL				HOME				ROAD			
	Winning	Undeclared	Losing	Winless	Winning	Undeclared	Losing	Winless	Winning	Undeclared	Losing	Winless
2022-23	5 (2x)	-	6	6 (2x)	3 (3x)	-	5	5	*7	-	6	6 (2x)
2021-22	4 (2x)	-	3 (2x)	4 (3x)	4	-	6	6	5 (2x)	-	2 (2x)	2 (4x)
2020-21	7	-	4	4	4	-	2	2 (2x)	4 (3x)	-	2 (2x)	2 (3x)
2019-20	6	-	2 (4x)	4	5	-	2 (2x)	3 (3x)	5 (2x)	-	4	4
2018-19	7 (2x)	-	4	7	5	-	2 (3x)	4	5	-	4	4
2017-18	5 (2x)	-	2 (4x)	-	10	-	3	3 (2x)	5	-	4	4
2016-17	9	-	4	-	15	-	1 (9x)	-	4	-	4	-
2015-16	9	-	3	-	12	-	3	-	5	-	3	-
2014-15	4	-	5	-	7	-	3	-	3	-	5	-
2013-14	4 (3x)	-	7	-	6	-	3 (3x)	-	3	-	2 (2x)	-
2012-13	8	-	4	-	6	-	2 (3x)	-	4	-	5	-
2011-12	7	-	4 (2x)	-	7	-	3 (2x)	-	3	-	5	-
2010-11	9	-	8	-	7	-	5	-	*6	-	3 (3x)	-
2009-10	*14	-	4	-	*13	-	2 (2x)	-	5	-	3	-
2008-09	7	-	4	-	9	-	-	-	5	-	4	-
2007-08	7	-	5	-	6	-	5	-	4	-	3 (2x)	-
2006-07	4	-	9	-	3 (2x)	-	7	-	4	-	9	-
2005-06	4	-	8	-	2 (3x)	-	5	-	2 (3x)	-	5	-
2003-04	2 (3x)	4	6	8	2	4 (2x)	3 (4x)	4	2 (2x)	2 (3x)	7	8
2002-03	4	5	3 (2x)	5	5	5 (2x)	3 (2x)	3	2 (3x)	4	3	4 (2x)
2001-02	4	5 (2x)	3 (3x)	6	3 (2x)	5	4	3	3	4	5	6
2000-01	5 (2x)	12	5	6	7	9	3	3 (2x)	5	9	3 (4x)	5
1999-00	6	11	3 (2x)	6	10	*13	2 (2x)	3	4	5	3	3
1998-99	6	6	6	6 (2x)	5	5	4	7	3 (2x)	4	7	7
1997-98	4 (4x)	7	6	8	8	11	5	5 (2x)	4	4 (2x)	4 (2x)	6
1996-97	3 (2x)	6 (2x)	5	7	4 (3x)	6 (2x)	4 (2x)	4 (3x)	4	4	3 (2x)	6
1995-96	4 (2x)	7	3 (3x)	6	6	8	3	5	4	4 (3x)	3	5
1994-95	4 (2x)	7	3	5 (2x)	5	8	2 (2x)	2 (4x)	3 (2x)	3 (2x)	4	10
1993-94	6	7	6	6 (2x)	4	5 (2x)	3	5	4 (2x)	4 (2x)	4 (2x)	4 (2x)
1992-93	7 (2x)	7 (2x)	4 (3x)	5 (2x)	5 (2x)	*13	3	4 (2x)	5 (2x)	5 (2x)	4	4
1991-92	4 (4x)	4 (8x)	3	5	5	5	2 (2x)	3	5	5	2 (3x)	4
1990-91	5	5 (2x)	5	8	4	7	4	4	4 (2x)	5	4	5 (2x)
1989-90	4	4 (3x)	8	8	3	3 (2x)	3 (2x)	3 (3x)	4	4	5	5 (2x)
1988-89	8	8	3 (3x)	4	8	11	4	5	3 (2x)	8	3 (2x)	4
1987-88	5 (3x)	6	4	4 (3x)	5	5 (2x)	2 (2x)	4	3 (2x)	5	4	6
1986-87	6	9	4 (2x)	10	4	6	3	5	4	5	4	7
1985-86	8	8	3 (2x)	3 (4x)	8	8	2	2 (2x)	3 (2x)	7	2 (3x)	3
1984-85	7	8	3	5	6	7	2	2 (2x)	3 (4x)	9	5	5 (2x)
1983-84	10	*14	7	7	7	7	3	3 (2x)	6	7	4 (2x)	4 (3x)
1982-83	4	*14	3 (3x)	5 (2x)	6	12	4	5	3	*10	2 (4x)	5
1981-82	4	7	13	14	6	7	7	8	2 (2x)	3 (2x)	7	7 (3x)
1980-81	3	7	5 (2x)	13	3	5	3 (2x)	6	2 (2x)	6	4	11
1979-80	5	7	5	10	6	6	6	6	2	3	5	11
1978-79	4	6	5	10	5	7	5	6	2 (2x)	5	4 (3x)	7
1977-78	3	4 (2x)	6	20	2 (3x)	4	5	11	1 (7x)	3	5	10
1976-77	4	4 (2x)	5	11	3	7	3	5	1 (7x)	2	5	12
1975-76	1 (11x)	2	12	*25	2	4	7	*14	1 (5x)	1 (7x)	16	16
1974-75	1 (8x)	2	#17	17 (2x)	3	3	*11	11	1	1	*37	*37

\* Franchise Record; # NHL Record

## BEST AND WORST MONTHS

Month	2022-23 Season	Club High	Club Low
October	.550 (5-4-1)	.813 (5-0-3)	.083 (1-11-0, 1981-82)
November	.429 (5-7-2)	.786 (10-2-2, twice, 2019-20 and 2010-11)	.136 (1-9-1, 1975-76)
December	.800 (11-2-2)	.821 (11-2-1, 2015-16)	.107 (1-12-1, 1974-75); (0-11-3, 1975-76)
January	.464 (6-7-1)	.867 (13-2-0, 2009-10)	.115 (1-11-1, 1974-75)
February	.222 (2-7-0)	.864 (9-1-1-0, 2000-01)	.143 (2-12-0, 1974-75)
March	.464 (5-6-3)	.833 (12-2-1, 2010-11)	.077 (1-12-0, 1974-75)
April	.250 (1-4-1)	1.000 (3-0-0, 2007-08)	.222 (2-7-0, 1998-99)
May	N/A N/A	.667 (4-2-0, 2020-21)	.667 (4-2-0, 2020-21)

The Capitals played one regular-season game in May (5/2/95), a 7-2 win against Pittsburgh.

Most victories in one month	13	January, 2010
Most points in one month	26	January, 2010 (13-2-0); December, 1984 (12-2-2)
Most losses in one month	13	January, 1976 (2-13-0)
Fewest victories in one month	0 (3x)	December, 1975; November, 1977; April, 2004
Fewest points in one month	2 (3x)	March, 1975 (1-12-0); October, 1981 (1-11-0); April, 2004 (0-1-1-1)
Fewest losses in one month	0	April, 2008 (3-0-0); October, 2021 (5-0-3)
	1 (10x)	December, 1982; January, 2000; February, 2002; April, 2002, 2003, 2004, 2007, 2009, 2011, 2012

# Special Teams History

Year	POWER PLAY			PENALTY KILLING			PENALTY MINUTES		SHORTHANDED	
	PP-ATT	PCT	NHL Rank	PK-ATT	PCT	NHL Rank	PIM	Avg.	SHG	SHGA
2022-23	52-245	21.2	16th	41-226	81.9	T-11th	723	8.8	4	8
2021-22	48-256	18.8	23rd	44-225	80.4	12th	631	7.6	8	9
2020-21	38-153	24.8	3rd	26-162	84.0	5th	527	9.4	2	8
2019-20	42-216	19.4	17th	42-241	82.6	6th	699	10.1	6	9
2018-19	49-236	20.8	12th	55-261	78.9	24th	730	8.9	5	5
2017-18	55-244	22.5	7th	53-269	80.3	15th	800	9.8	4	8
2016-17	57-247	23.1	T-3rd	44-272	83.8	7th	750	9.0	5	3
2015-16	55-251	21.9	5th	38-256	85.2	2nd	753	9.2	2	5
2014-15	60-237	25.3	1st	50-266	81.2	14th	857	10.5	4	4
2013-14	68-291	23.4	T-1st	51-284	82.0	16th	960	11.7	5	10
2012-13	44-164	26.8	1st	36-163	77.9	27th	516	10.8	3	4
2011-12	41-245	16.7	T-18th	49-266	81.6	T-20th	767	9.4	3	10
2010-11	46-263	17.5	T-15th	43-299	85.6	T-2nd	926	11.3	7	5
2009-10	79-313	25.2	1st	67-316	78.8	25th	940	11.5	4	8
2008-09	85-337	25.2	2nd	75-387	80.6	17th	1,021	12.7	7	11
2007-08	65-346	18.8	10th	68-349	80.5	25th	975	11.9	5	8
2006-07	67-408	16.4	24th	82-414	80.2	T-23rd	1,233	15.0	12	14
2005-06	72-490	14.7	26th	116-550	78.9	28th	1,499	18.3	15	18
2003-04	64-334	19.2	6th	75-401	81.6	26th	1,282	15.6	4	5
2002-03	57-331	17.2	14th	72-384	81.3	T-27th	1,268	15.5	8	4
2001-02	58-299	19.4	3rd	58-325	82.2	24th	1,043	12.7	2	8
2000-01	75-353	21.2	4th	62-391	84.1	13th	1,141	13.9	6	7
1999-00	43-287	15.0	21st	47-341	86.2	7th	994	12.1	9	3
1998-99	52-301	17.3	9th	55-353	84.4	15th	1,281	15.6	8	7
1997-98	55-350	15.7	13th	39-361	89.2	1st	1,198	14.6	14	4
1996-97	51-322	15.8	12th	54-354	84.7	9th	1,652	20.1	8	10
1995-96	63-403	15.6	22nd	67-385	82.6	T-11th	1,553	18.9	12	7
1994-95	45-226	19.9	6th	34-220	84.5	7th	1,144	23.8	13	2
1993-94	70-386	18.1	18th	74-403	81.6	13th	2,007	23.9	8	12
1992-93	97-445	21.8	4th	74-433	82.9	7th	1,709	20.3	10	8
1991-92	92-412	22.3	2nd	60-368	83.7	4th	1,777	22.2	14	15
1990-91	64-340	18.8	12th	44-314	86.0	1st	1,839	23.0	13	15
1989-90	70-412	17.0	19th	71-370	80.8	8th	2,204	27.6	9	15
1988-89	96-443	21.7	7th	73-362	79.8	11th	1,836	23.0	7	13
1987-88	94-469	20.0	11th	75-394	81.0	6th	1,680	21.0	8	15
1986-87	65-355	18.3	18th	58-326	82.2	5th	1,722	21.5	9	15
1985-86	82-362	22.7	9th	67-350	80.9	5th	1,418	17.7	13	6
1984-85	79-331	23.9	4th	68-286	76.2	15th	1,161	14.5	6	7
1983-84	77-382	20.2	19th	39-293	86.7	1st	1,252	15.7	8	18
1982-83	75-358	20.9	18th	53-288	81.6	4th	1,329	16.6	3	11
1981-82	93-418	22.2	13th	67-309	78.3	9th	1,922	24.2	8	11
1980-81	74-394	18.8	19th	83-318	73.9	20th	1,872	23.4	8	14
1979-80	54-295	18.3	18th	65-248	73.8	19th	1,198	15.0	5	4
1978-79	57-302	18.9	15th	63-279	77.4	17th	1,312	16.4	5	12
1977-78	34-278	12.2	18th	73-260	71.9	17th	1,332	16.7	2	15
1976-77	39-293	13.3	17th	62-285	78.2	11th	1,231	15.4	10	14
1975-76	53-375	14.1	17th	64-252	74.6	15th	951	11.9	2	3
1974-75	48-372	12.9	18th	94-328	71.3	18th	1,085	13.6	8	18
TOTALS	2,999-14,497	20.7		2,890-14,300	79.8		58,809	15.5	342	444

# HOME ATTENDANCE HISTORY

Year	Games	Attendance	Average	Sellouts	Year	Games	Attendance	Average	Sellouts
2022-23	41	761,493	18,573	41	1995-96	41	621,357	15,155	23
2021-22	41	761,493	18,573	41	1994-95	24	339,816	14,159	2
2020-21*	28	12,798*	457*	0*	1993-94	41	600,622	14,649	4
2019-20	33	612,909	18,573	33	1992-93	41	650,067	15,855	5
2018-19	41	758,746	18,506	41	1991-92	40	663,591	16,590	12
2017-18	40	740,240	18,506	40	1990-91	40	664,330	16,608	9
2016-17	41	758,746	18,506	41	1989-90	40	690,023	17,251	18
2015-16	41	758,746	18,506	41	1988-89	40	680,506	17,013	23
2014-15	40	740,240	18,506	40	1987-88	40	638,212	15,955	13
2013-14	41	758,746	18,506	41	1986-87	40	611,561	15,289	12
2012-13	24	444,144	18,506	24	1985-86	40	599,894	14,997	12
2011-12	41	758,746	18,506	41	1984-85	40	560,309	14,008	9
2010-11	41	754,318	18,398	41	1983-84	40	473,479	11,837	4
2009-10	41	749,357	18,277	41	1982-83	40	495,050	12,376	2
2008-09	41	741,992	18,097	29	1981-82	40	455,086	11,377	2
2007-08	41	634,381	15,473	8	1980-81	40	472,013	11,800	4
2006-07	41	571,169	13,931	3	1979-80	40	442,491	11,062	3
2005-06	41	570,113	13,905	2	1978-79	40	397,007	9,925	0
2003-04	41	603,528	14,720	2	1977-78	40	434,864	10,872	2
2002-03	41	647,272	15,787	5	1976-77	40	437,252	10,931	3
2001-02	41	710,990	17,341	14	1975-76	40	393,412	9,835	3
2000-01	41	636,914	15,534	11	1974-75	40	400,171	10,004	2
1999-00	41	593,922	14,486	7	TOTALS	1,893	28,770,368	15,198	944
1998-99	41	708,531	17,281	20	Capital One Arena Totals	975	16,266,339	16,683	655
1997-98 (MCI Center)	31	489,603	15,794	7	*There wasn't attendance at home games in 2020-21 due to the Covid-19 pandemic until April 27 at 10% capacity				
(US Airways)	10	136,682	13,668	3					
1996-97	41	646,234	15,762	19					

# Opening Game Results

Year	Home Opener	Date
2022-23	*Boston 5 - Washington 2	10/12
2021-22	*Washington 5 - NY Rangers 1	10/13
2020-21	Washington 4 - Buffalo 3 SO	1/22
2019-20	Carolina 3 - Washington 2 OT	10/5
2018-19	*Washington 7 - Boston 0	10/3
2017-18	Washington 6 - Montreal 1	10/7
2016-17	Washington 2 - NY Islanders 1	10/15
2015-16	*Washington 5 - New Jersey 3	10/10
2014-15	*Montreal 2 - Washington 1 SO	10/9
2013-14	Washington 5 - Calgary 4 SO	10/3
2012-13	Winnipeg 4 - Washington 2	1/22
2011-12	*Washington 4 - Carolina 3 OT	10/8
2010-11	Washington 7 - New Jersey 2	10/9
2009-10	Washington 6 - Toronto 4	10/3
2008-09	Washington 4 - Chicago 2	10/11
2007-08	Washington 2 - Carolina 0	10/6
2006-07	Washington 5 - Carolina 2	10/7
2005-06	*Washington 3 - Columbus 2	10/5
2003-04	*Washington 6 - NY Islanders 1	10/9
2002-03	*Washington 5 - Nashville 4	10/11
2001-02	*Washington 6 - New Jersey 1	10/6
2000-01	*Los Angeles 4 - Washington 1	10/6
1999-00	Washington 2 - Los Angeles 2	10/9
1998-99	*Washington 1 - Anaheim 0	10/10
1997-98	Washington 6 - Buffalo 2	10/3
1996-97	*Chicago 5 - Washington 2	10/5
1995-96	*Washington 4 - St. Louis 1	10/7
1994-95	Washington 5 - NY Islanders 2	1/27
1993-94	New Jersey 6 - Washington 3	10/8
1992-93	NY Rangers 4 - Washington 2	10/9
1991-92	*Washington 5 - Philadelphia 2	10/4
1990-91	*Pittsburgh 7 - Washington 4	10/5
1989-90	*Washington 5 - Philadelphia 3	10/6
1988-89	*Pittsburgh 6 - Washington 4	10/7
1987-88	Washington 6 - Chicago 4	10/10
1986-87	Philadelphia 6 - Washington 1	10/11
1985-86	Philadelphia 4 - Washington 2	10/13
1984-85	Philadelphia 4 - Washington 2	10/13
1983-84	NY Islanders 8 - Washington 7 OT	10/8
1982-83	Philadelphia 3 - Washington 2	10/9
1981-82	Washington 6 - Detroit 3	10/10
1980-81	*Washington 4 - Winnipeg 1	10/10
1979-80	Boston 5 - Washington 2	10/13
1978-79	Atlanta 6 - Washington 3	10/14
1977-78	*Washington 2 - Pittsburgh 1	10/14
1976-77	*Washington 6 - Atlanta 5	10/5
1975-76	*Pittsburgh 4 - Washington 2	10/7
1974-75	Washington 1 - Los Angeles 1	10/15

Road Opener	Date
Toronto 3 - Washington 2	10/13
Washington 4 - New Jersey 1	10/21
*Washington 6 - Buffalo 4	1/14
*Washington 3 - St. Louis 2 OT	10/2
Pittsburgh 7 - Washington 6 OT	10/5
*Washington 5 - Ottawa 4 SO	10/5
*Pittsburgh 3 - Washington 2 SO	10/13
Washington 6 - Calgary 2	10/20
Washington 4 - Boston 0	10/11
*Chicago 6 - Washington 4	10/1
*Tampa Bay 6 - Washington 3	1/19
Washington 3 - Pittsburgh 2 OT	10/13
*Atlanta 4 - Washington 2	10/8
*Washington 4 - Boston 1	10/1
*Atlanta 7 - Washington 4	10/10
*Washington 3 - Atlanta 1	10/5
*NY Rangers 5 - Washington 2	10/5
Atlanta 8 - Washington 1	10/8
Washington 2 - Toronto 2	10/13
Washington 2 - NY Islanders 1	10/12
Boston 4 - Washington 0	10/8
Washington 3 - Carolina 3 OT	10/7
*Florida 4 - Washington 3	10/2
Washington 4 - Tampa Bay 1	10/18
*Washington 4 - Toronto 1	10/1
Dallas 5 - Washington 3	10/8
Philadelphia 2 - Washington 1	10/11
*Washington 1 - Hartford 1 OT	1/21
*Winnipeg 6 - Washington 4	10/6
*Washington 6 - Toronto 5	10/6
Washington 5 - Toronto 4	10/9
NY Rangers 4 - Washington 2	10/10
Hartford 4 - Washington 1	10/11
Pittsburgh 8 - Washington 7	10/11
*Boston 4 - Washington 3	10/8
*Pittsburgh 5 - Washington 4	10/9
*NY Rangers 4 - Washington 2	10/10
*Philadelphia 4 - Washington 2	10/11
*Philadelphia 2 - Washington 1	10/6
*Washington 5 - NY Rangers 4	10/6
*Buffalo 5 - Washington 3	10/7
Chicago 8 - Washington 4	10/19
*Buffalo 8 - Washington 3	10/11
*Washington 4 - Los Angeles 2	10/11
Cleveland 4 - Washington 2	10/15
Washington 3 - Detroit 3	10/7
Philadelphia 5 - Washington 4	10/9
*NY Rangers 6 - Washington 3	10/9

\*Denotes first game of the season

First game of season 24-20-2-2

## HOLIDAY RECORDS

Holiday	Home	Road	Overall
Halloween	3-1-2-0	1-4-1-1	4-5-3-1
Thanksgiving	0-0-0-0	0-2-0-0	0-2-0-0
New Year's Eve	2-2-0-0	5-4-0-0	7-6-0-0
New Year's Day	16-5-3-1	1-1-0-0	17-6-3-1
Super Bowl Sunday	18-12-1-0	0-1-1-0	18-13-2-0
Valentine's Day	2-2-0-0	7-6-0-0	9-8-0-0
St. Patrick's Day	6-5-1-0	5-0-0-0	11-5-1-0
Easter	3-4-0-0	2-2-1-1	5-6-1-1

# Capitals Hat Tricks

Player	Opp.	Date	Goaltender	Score
Ovechkin	vs. MTL	12/31/22	Allen	9-2
Gustafsson	vs. TOR	12/17/22	Samsonov	5-2
Ovechkin	at CHI	12/13/22	Mrazek	7-3
Kuznetsov	at VAN	3/11/22	Demko	4-3 OT
Ovechkin	vs. FLA	11/26/21	Bobrovsky/Knight	4-3
Oshie	at OTT	10/25/21	Forsberg/Gustavsson	7-5
Oshie	at NYR	5/5/21	Georgiev	4-2
Ovechkin	vs. LA	2/4/20	Quick	4-2
Ovechkin	at NYI	1/18/20	Varlamov	6-4
Ovechkin	vs. NJD	1/16/20	Schneider/Domingue	5-2
Ovechkin	at DET	11/30/19	Bernier	5-2
Vrana	vs. CGY	11/3/19	Talbot	4-2
Ovechkin	vs. SJ	1/22/19	Jones	6-7 OT
Ovechkin	at CAR	12/14/18	Darling	6-5 SO
Ovechkin	vs. DET	12/11/18	Howard/Bernier	6-2
Backstrom	vs. NJD	11/30/18	Kinkaid	6-3
Ovechkin	at TOR	11/25/17	McElhinney	4-2
Ovechkin	MTL	10/7/17	Price	6-1
Ovechkin	at OTT	10/5/17	Anderson	5-4 SO
Ovechkin	at MIN	3/28/17	Dubnyk	5-4
Oshie	at TB	3/18/17	Vasilevskiy	5-3
Ovechkin	STL	11/23/16	Hutton	4-3
Ovechkin	at STL	4/9/16	Elliott/Nilsson	5-1
Ovechkin	at MIN	2/11/16	Dubnyk	4-3
Williams	NYR	1/17/16	Raanta	5-2
Kuznetsov	at EDM	10/23/15	Nilsson/Talbot	7-4
Backstrom	TB	12/13/14	Bishop	4-2
Ovechkin (4)	TB	12/10/13	Bishop	6-5 SO
Ward	at PHI	11/1/13	Emery/Mason	7-0
Grabovski	at CHI	10/1/13	Crawford	4-6
Ovechkin	at FLA	4/6/13	Markstrom/Clemmensen	4-3
Ovechkin	NJ	2/23/13	Hedberg	5-1
Perreault	BOS	1/24/12	Rask	5-3
Brouwer	TB	1/13/12	Roloston	4-3
Semin	at ANA	2/16/11	McElhinney	7-6
Ovechkin	at TOR	1/22/11	Giguere	4-1
Semin	TB	11/26/10	Smith/Ellis	6-0
Semin	TB	11/11/10	Ellis	6-3
Semin	ATL	10/23/10	Mason	4-3
Semin	at OTT	2/11/10	Elliott	5-6
Laich	at MTL	2/10/10	Price	5-6
Ovechkin	PIT	2/7/10	Fleury	5-4
Ovechkin	at FLA	2/15/09	Vokoun	4-2
Ovechkin	OTT	2/1/09	Elliott/Auld	7-4
Ovechkin	ATL	11/26/08	Pavelec	5-3
Ovechkin	BOS	3/3/08	Auld/Thomas	10-2
Ovechkin (4)	MTL	1/31/08	Huet	5-4
Ovechkin (4)	at OTT	12/29/07	Gerber	8-6
Semin	TB	3/18/07	Denis	7-3
Clark	at BOS	3/15/07	Thomas	3-4
Ovechkin	at ATL	12/15/06	Lehtonen	3-2
Semin	CAR	10/7/06	Ward	5-2
Clark	FLA	3/18/06	Luongo	3-4
Ovechkin	at ANA	1/13/06	Giguere	3-2
Bondra	at CBJ	11/29/03	Brathwaite/Denis	5-3
Lang	CAR	11/12/03	Storr/Weekes	7-1
Jagr	at TB	2/04/03	Grahame	5-1
Jagr	FLA	1/11/03	Hurme/Luongo	12-2
Bondra	EDM	3/10/02	Salo	4-2
Bondra	NYR	3/9/01	Hebert	5-3
Bondra	TOR	2/1/01	Joseph	5-4
Bondra (4)	at OTT	12/27/00	Hurme/Lalime	5-1
Konowalchuk	at PHI	11/18/00	Boucher	3-5
Zednik	DET	10/31/00	Osgood	6-2
Gonchar	MTL	1/4/00	Hackett	6-1
Bondra	PHI	10/12/99	Vanbiesbrouck	5-4
Bondra	CAR	2/5/99	Kidd	4-1
Bondra (4)	TB	2/3/99	Schwab/Ranford	10-1
Bondra	at OTT	11/7/98	Rhodes/Tugnutt	8-3
Bondra	at NYR	1/8/98	Richter	5-3
Oates	at NYI	10/8/97	Salo	6-3
Svejkovsky (4)	at BUF	4/13/97	Shields	8-3
Bondra (4)	COL	3/6/97	Billington	6-3
Bondra	at ANA	12/13/96	Shtalenkov	4-5
Juneau	PIT	11/1/96	Wreggett	4-2
Bondra (4)	at BUF	4/3/96	Trefilov	5-1
Bondra	at NYI	3/26/96	Soderstrom	7-1
Bondra (4)	NYI	2/3/96	Soderstrom	6-5
Bondra	OTT	1/11/96	Beaupre	6-1

Konowalchuk	NYR	1/5/96	Healy	4-4
Konowalchuk	at WPG	12/10/95	Cheveldae	6-1
Bondra	HFD	4/21/95	Burke	6-3
Player	Opp.	Date	Goaltender	Score
Krygier	OTT	4/9/94	Billington/Madeley	8-4
Burridge	at PIT	3/15/94	Barraso	5-4
Bondra (5)	TB	2/5/94	Puppa/Jablonski	6-3
Burridge	LA	10/22/93	Hrudey	6-3
Khristich	HFD	3/19/93	Gosselin	5-2
Khristich	at STL	2/11/93	Joseph/Hebert	10-6
Hatcher	at NYR	1/13/93	Vanbiesbrouck	4-5
Hunter	PHI	3/20/92	Hextall	6-7
Druce	SJ	2/9/92	Hackett	6-2
Pivonka	NYR	12/26/91	Richter	6-8
Ciccarelli	EDM	2/8/91	Takko	6-3
Ridley	NJ	12/7/90	Burke	5-2
Bondra	at NYR	11/28/90	Richter	6-3
Courttnall	PHI	1/28/90	Wreggett	7-2
Ciccarelli (4)	QUE	2/6/90	Gordon	12-2
Ciccarelli (4)	at HFD	3/18/89	Liut	8-2
Courttnall	at BOS	3/9/89	Moog	7-2
Ridley	PHI	12/6/88	LaForest	4-3
Christian	NJ	10/15/88	Suave	8-5
Ridley (4)	at PIT	10/11/88	Young	7-8
Christian	CGY	12/8/87	Vernon	4-5
Gartner	CHI	10/10/87	Pang	6-4
Adams	LA	3/17/87	Melanson	4-5
Gartner (4)	at VAN	2/20/87	Caprice	6-4
Gartner	at STL	3/15/86	Millen	5-4
Gartner	NJ	1/4/86	Resch/St. Laurent	9-3
Gartner	STL	10/29/85	May	6-3
Gartner	at VAN	2/21/85	R. Brodeur	6-2
Haworth	VAN	10/28/84	R. Brodeur	5-2
Gustafsson (5)	at PHI	1/8/84	Lindbergh	7-1
Gustafsson	NYI	12/23/83	Melanson	7-3
Gartner	at WPG	10/30/83	Hayward	7-3
Gartner	BOS	3/13/83	Peeters	6-4
Haworth	at CGY	2/24/83	Edwards	4-2
Houston	at NYI	10/21/82	Edwards	3-6
Maruk	CGY	3/5/82	Lemelin	8-6
Valentine (4)	HFD	2/27/82	Millen	7-1
Carpenter (4)	STL	2/25/82	Liut	9-1
Maruk	QUE	2/7/82	Bouchard	5-5
Maruk (4)	WPG	12/4/81	Stanowski	7-3
Gartner	CGY	12/2/81	Lemelin	9-3
Tookey	PHI	11/21/81	St. Croix	10-4
Maruk	PHI	11/21/81	St. Croix	10-4
Maruk	DET	4/5/81	Lozinski	7-2
Gartner	at PHI	3/24/81	Peeters	5-2
Maruk	TOR	3/8/81	Rutherford	7-3
Kelly	at LA	2/7/81	Lessard	4-4
Pronovost	COL	12/6/80	Smith	8-6
Maruk	at HFD	11/15/80	Garrett	8-4
Maruk	at PIT	11/12/80	Holland	3-1
Gartner (4)	NYR	10/18/80	Soetaert	8-2
Gartner	STL	3/5/80	Liut	6-3
Charron	at TOR	12/26/79	Palmateer/Harrison	8-2
Gartner	QUE	12/11/79	Hogosta	7-2
Maruk (4)	at NYR	10/14/79	Thomas	5-3
Rowe (4)	STL	3/10/79	Stanowski	7-5
Maruk	COL	1/12/79	Plasse/Oleschuk	8-1
Lofthouse	at VAN	12/9/78	Hanlon	7-5
Charron	BOS	3/28/78	Grahame	4-4
Charron	CLV	3/18/78	Edwards	8-3
Bailey	COL	2/28/78	Favell	7-4
White	at DET	2/21/76	Rutherford	5-1
Monahan	PIT	11/12/75	Inness	6-6
White	at CHI	10/26/75	Eposito	7-5
Gilbertson (4)	PIT	4/6/75	Johnson	8-4
Lalonde	DET	3/30/75	Richardson	5-8

# Hat Tricks Against the Capitals

Player	Team	Date	Goaltender	Score	Player	Team	Date	Goaltender	Score
Armia	MTL	4/6/23	Kuemper	2-6	Cunneynworth	PIT	10/9/86	Jensen	4-5
Boldy	MIN	3/19/23	Lindgren	3-5	Propp	PHI	4/6/86	Peeters	3-5
Cozens	BUF	2/26/23	Kuemper/Lindgren	4-7	Trottier	NYI	1/24/86	Peeters	5-7
Konecny	PHI	1/11/23	Kuemper	3-5	Ludzik	CHI	12/28/85	Jensen	5-7
Thompson	BUF	1/3/23	Kuemper	4-5	Vaive	TOR	10/16/85	Jensen	6-5
Hughes	NJD	11/26/22	Lindgren	1-5	Poulin	PHI	3/7/85	Riggin/Jensen	6-9
Batherson	OTT	10/25/21	Samsonov	7-5	Kerr	PHI	3/7/85	Riggin/Jensen	6-9
Lindholm	CGY	10/23/21	Vanecek/Samsonov	3-4 (OT)	Kerr (4)	PHI	2/9/85	Riggin	4-5
Barzal	NYI	4/1/21	Vanecek/Samsonov	4-8	Kerr	PHI	12/23/84	Riggin	4-7
Laughton	PHI	2/7/21	Vanecek	4-7	Kurri	EDM	11/9/84	Riggin	5-8
Zibanejad	NYR	3/5/20	Samsonov	5-6 (OT)	Bossy	NYI	2/10/83	Jensen	3-8
E. Kane	SJ	1/5/20	Holtby	5-4 (OT)	Dionne	LA	1/11/83	Riggin	7-9
Killorn	TB	3/16/19	Holtby	3-6	Sutter	STL	10/30/82	Riggin	6-5
Reinhart	BUF	2/23/19	Holtby	2-5	Boutette	PIT	10/27/82	Parro	5-7
Kadri	TOR	1/23/19	Holtby	3-6	Trottier	NYI	10/21/82	Riggin	3-6
Hertl	SJ	1/22/19	Holtby	6-7 (OT)	Perreault	BUF	10/16/82	Parro/Riggin	2-9
Toews	CHI	1/20/19	Holtby/Copley	5-8	Bossy (4)	NYI	3/23/82	Jensen/Parro	1-8
Arvidsson	NSH	1/15/19	Copley	2-7	Sutter	NYI	2/2/82	Parro	6-7
Landeskog	COL	11/16/17	Grubauer	2-6	Sutter	STL	1/9/82	Parro	4-7
Malkin	PIT	1/16/17	Holtby/Grubauer	7-8 (OT)	Middleton	BOS	12/23/81	Parro	4-7
Nash	NYR	12/23/14	Holtby	2-4	Derlago	TOR	2/5/81	Jensen	4-9
Nyquist	DET	2/2/14	Vanecek	6-5	Hunter	QUE	10/21/81	Palmeate	3-6
Suter	MIN	1/4/14	Holtby	3-5	Florek	QUE	3/18/81	Parro/Palmeate	4-6
Skinner	CAR	1/2/14	Grubauer	3-4 (OT)	Sittler	TOR	3/14/81	Palmeate	3-5
Thrusty	CAR	4/2/13	Holtby	5-3	Petterson	STL	2/28/81	Palmeate	5-7
Parise	NJ	3/2/12	Neuvirth	0-5	P. Stastny (4)	QUE	2/22/81	Stephenson/Palmeate	7-11
Richards	PHI	10/6/09	Varlamov	5-6	A. Stastny	QUE	2/22/81	Stephenson/Palmeate	7-11
Cole	EDM	1/13/09	Theodore	2-5	Richard	QUE	2/22/81	Stephenson/Palmeate	7-11
Hartnell	PHI	12/20/08	Theodore	1-7	Maloney	NYR	2/21/81	Palmeate	4-6
Fisher	OTT	12/29/07	Kolzig	8-6	Seiling	BUF	2/12/81	Parro	3-6
Stillman	CAR	11/5/07	Kolzig	0-5	Bossy	NYI	1/17/81	Boutin	4-6
Guerin	NYI	10/18/07	Kolzig	2-5	Dionne	LA	11/5/80	Palmeate	3-5
Jokinen	FLA	2/27/07	Johnson/Cassivi	5-6	Dupont	WPG	11/2/80	Stephenson	4-4
Weiss	FLA	1/13/07	Kolzig/Johnson	3-7	Lysiak	CHI	10/19/80	Palmeate	4-8
Cole	CAR	11/9/06	Johnson	0-5	MacDonald	EDM	2/15/80	Stephenson	2-8
Sim	FLA	2/7/06	Kolzig	0-5	Mondou	MTL	4/7/79	Bedard	3-10
Pyatt	BUF	11/17/05	Johnson	5-8	Esposito	NYR	2/18/79	Inness	6-6
Afinogenov	BUF	12/31/03	Ouellet	1-7	Mondou	MON	2/4/79	Inness	4-8
Satan	BUF	12/31/03	Ouellet	1-7	Potvin	NYI	1/16/79	Inness	2-6
Pisani	EDM	3/22/03	Kolzig	3-5	Lysiak	ATL	10/14/78	Bedard	3-6
Madden	NJ	2/05/03	Kolzig (1 EN)	1-4	Esposito	NYR	3/24/78	Wolfe/Bedard	4-11
Kovalchuk	ATL	12/06/02	Billington	7-6	Duguay	NYR	3/24/78	Wolfe/Bedard	4-11
Czerkawski	NYI	11/27/01	Billington	5-5	Mulvey	CHI	3/22/78	Bedard	2-6
Alfredsson	OTT	11/13/01	Billington/Kolzig	5-11	Houle	MON	2/17/78	Wolfe	2-8
Recchi	PHI	10/20/01	Billington/Kolzig	3-6	Bossy	NYI	2/4/78	Wolfe	1-6
Langkow	PHX	10/13/01	Billington	2-5	Goring	LA	2/1/78	Bedard/Wolfe	3-8
Elias	NJ	4/3/01	Kolzig	4-6	McCourt	DET	1/22/78	Bedard	3-6
Straka	PIT	1/8/01	Kolzig	3-5	Koroll	CHI	1/18/78	Wolfe	2-5
Harvey	SJ	12/18/00	Kolzig	3-5	Perreault	BUF	11/19/77	Wolfe	6-7
Barnes	PIT	11/25/98	Kolzig	5-4	Dionne	LA	11/8/77	Smith	1-5
Satan	BUF	3/1/98	Kolzig	0-3	Federko	STL	2/19/77	Low	1-4
Lemieux	COL	11/18/97	Ranford	6-6	Goring	LA	2/2/77	Low	2-7
Fedorov (5)	DET	12/26/96	Carey	4-5	Eriksson	MIN	11/27/76	Low	1-6
Garpenlov	FLA	1/23/96	Carey	4-5	Murphy	LA	10/16/76	Low	1-7
Kurri	LA	10/12/96	Kolzig	4-7	Barber	PHI	4/1/76	Low	2-11
Turgeon	MTL	4/17/95	Carey	2-5	Sittler	TOR	3/20/76	Low	3-7
Yashin	OTT	2/23/95	Dafoe	5-5	Vickers	NYR	2/18/76	Low	4-11
Damphousse	MTL	2/4/94	Tabaracci	0-4	Bucyk	BOS	1/11/76	Low	4-7
Neely	BOS	1/2/94	Tabaracci	2-8	Merrick	CAL	1/2/76	Wolfe/Low	5-8
Verbeek	HFD	12/7/93	Tabaracci/Beaupre	1-6	Stanfield	BUF	12/21/75	Low/Wolfe	2-14
Green	NYI	11/30/93	Tabaracci	4-6	Martin (4)	BUF	12/21/75	Low/Wolfe	2-14
Selanne	WPG	10/6/93	Beaupre	4-6	MacLeish	PHI	12/19/75	Wolfe	5-7
Lemieux	PIT	3/18/93	Beaupre/Hrivnak	5-7	Bergeron	DET	12/12/75	Low	3-5
Stevens	PIT	1/26/93	Beaupre	3-6	Shutt	MTL	12/6/75	Wolfe	3-9
Dineen	PHI	1/7/93	Hrivnak/Kolzig	2-8	Pronovost	PIT	11/12/75	Wolfe	6-6
Lindros	PHI	12/26/92	Hrivnak/Beaupre	5-5	Dionne	LA	10/28/75	Belhumeur	0-6
Mogilny	BUF	12/23/92	Beaupre	1-4	Martin	BUF	10/19/75	Low	4-5
Selanne	WPG	12/11/92	Hrivnak	8-6	Orr	BOS	3/22/75	Low	2-8
Hull	STL	2/27/92	Hrivnak	3-7	MacLeish	PHI	3/18/75	Low	2-7
King	NYI	1/1/92	Beaupre	8-5	Pronovost	PIT	2/26/75	Belhumeur	1-3
Stastny	NJ	12/29/91	Beaupre	4-3	Pappin	CHI	2/22/75	Belhumeur	3-10
Messier	NYR	12/13/91	Beaupre	3-5	Ramsay	BUF	2/21/75	Low	4-9
Turgeon	NYI	11/30/91	Liut	1-8	Lever	VAN	2/1/75	Low	2-5
Richer	NJ	11/20/91	Hrivnak	5-6	Lafleur	MTL	1/4/75	Low	0-10
Maley	NJ	10/18/91	Hrivnak	6-5	Luce	BUF	12/22/74	Low	0-4
Mogilny	BUF	3/31/91	Beaupre	2-5	Perreault	BUF	12/5/74	Adams	2-9
MacLean	NJ	2/25/91	Hrivnak/Liut	1-5	Martin (4)	BUF	12/3/74	Adams	3-5
Tocchet	PHI	1/24/91	Liut	1-6	Orr	BOS	11/7/74	Adams	4-10
Leeman	TOR	1/8/90	Beaupre/Mason	6-8	Redmond	DET	10/19/74	Belhumeur	4-6
Vukota	NYI	10/20/89	Beaupre	3-5					
MacLean	NJ	12/7/88	Malarchuk	1-5					
Brown	PIT	11/25/88	Malarchuk	3-5					
Mullen	NYR	10/19/88	Malarchuk	1-5					
Lemieux	PIT	10/11/88	Malarchuk/Peters	7-8					
Lemieux (4)	PIT	4/2/88	Malarchuk	6-7					
Savard	CHI	1/17/88	Malarchuk	4-5					
Makela	NYI	12/4/87	Malarchuk	4-6					
LaFontaine	NYI	11/10/87	Malarchuk	3-4					
Nicholls	LA	3/17/87	Mason/Peters	4-5					
Ridley	NYR	12/17/86	Mason	1-6					
Bourne	LA	11/18/86	Peeters	5-6					

# Hat Trick History

## HAT TRICKS FOR AND AGAINST BY TEAM

Franchise	Capitals	Opp.	Franchise	Capitals	Opp.
Anaheim	3	0	Montreal	5	8
Arizona	3	4	Nashville	0	1
Boston	6	6	New Jersey	9	9
Buffalo	2	19	NY Islanders	6	17
Calgary	5	2	NY Rangers	10	10
California	0	1	Ottawa	9	4
Carolina	9	5	Philadelphia	10	17
Chicago	4	7	Pittsburgh	7	13
Cleveland	1	1	St. Louis	8	5
Colorado	4	7	San Jose	2	3
Columbus	1	0	Seattle	0	0
Dallas	0	1	Tampa Bay	10	1
Detroit	6	5	Toronto	6	6
Edmonton	3	4	Vancouver	5	1
Florida	5	4	Vegas	0	0
Los Angeles	4	10	Winnipeg	3	1
Minnesota	2	2	<b>TOTAL</b>	<b>148</b>	<b>174</b>

## CAPITALS CAREER HAT TRICK LEADERS

Player	Hat Tricks
<b>Alex Ovechkin</b>	<b>30</b>
Peter Bondra	19
Mike Gartner	13
Dennis Maruk	10
Alexander Semin	7
<b>T.J. Oshie</b>	<b>3</b>
Steve Konowalchuk	3
Guy Charron	3
Dino Ciccarelli	3
Mike Ridley	3
<b>Nicklas Backstrom</b>	<b>2</b>
<b>Evgeny Kuznetsov</b>	<b>2</b>
Randy Burridge	2
Dave Christian	2
Chris Clark	2
Geoff Courtnall	2
Bengt Gustafsson	2
Alan Haworth	2
Jaromir Jagr	2
Dmitri Khristich	2
Tony White	2



Alex Ovechkin scored his 50th goal of the 2015-16 season with his third goal against the St. Louis Blues on April 9, 2016.



Peter Bondra ranks second in career hat tricks with Washington with 19.



# Capitals Shutouts

Year	(No.)	Date	Opponent	Goaltender	Score
2022-23	(5)	1/19/23	at ARI	Kuemper	4-0
		1/8/23	vs. CBJ	Kuemper	1-0
		12/27/22	at NYR	Kuemper	4-0
		11/25/22	vs. CGY	Kuemper	3-0
		10/29/22	at NSH	Kuemper	3-0
2021-22	(8)	4/22/22	at ARI	Vanecek	2-0
		3/3/22	vs. CAR	Vanecek	4-0
		1/28/22	at DAL	Vanecek	5-0
		1/15/22	at NYI	Vanecek	2-0
		11/20/21	at SJ	Samsonov	4-0
		11/17/21	at LA	Samsonov	2-0
		11/11/21	at DET	Fucale	2-0
		10/29/21	vs. ARI	Samsonov	2-0
		4/27/21	vs. NYI	Vanecek	1-0
		4/22/21	at NYI	Samsonov	1-0 (50)
2020-21	(4)	3/26/21	vs. NJD	Samsonov	4-0
		3/15/21	at BUF	Vanecek	6-0
		1/13/20	vs. CAR	Samsonov	2-0
2019-20	(1)	3/8/19	vs. NJD	Holtby	3-0
		12/22/19	at OTT	Copley	4-0
2018-19	(4)	12/8/19	at CBJ	Holtby	4-0
		10/3/18	vs. BOS	Holtby	7-0
		3/22/18	at DET	Grubauer	1-0
		3/10/18	at SJ	Grubauer	2-0
2017-18	(3)	12/27/17	at NYR	Grubauer	0-1 (50)
		4/5/17	vs. NYR	Holtby	2-0
		3/2/17	vs. NJD	Holtby	1-0
		2/7/17	vs. CAR	Holtby	5-0
2016-17	(12)	2/5/17	vs. LA	Grubauer	5-0
		1/15/17	vs. PHI	Grubauer	5-0
		1/13/17	vs. CHI	Holtby	6-0
		1/7/17	@ OTT	Holtby	1-0
		1/5/17	vs. CBJ	Holtby	5-0
		12/23/16	vs. TB	Holtby	4-0
		12/11/16	vs. VAN	Holtby	3-0
		11/18/16	vs. DET	Holtby	1-0
		10/18/16	vs. COL	Grubauer	3-0
		3/25/16	@ NJD	Holtby	1-0 (OT)
2015-16	(3)	12/28/15	@ BUF	Holtby	2-0
		11/23/15	vs. EDM	Holtby	1-0
		10/11/14	@ BOS	Holtby	4-0
		12/20/14	@ NJD	Holtby	4-0
2014-15	(9)	12/27/14	@ PIT	Holtby	3-0
		1/14/15	vs. PHI	Holtby	1-0
		1/28/15	vs. PIT	Holtby	4-0
		2/3/15	vs. LA	Holtby	4-0
		3/1/15	vs. TOR	Holtby	4-0
		3/15/15	vs. BOS	Holtby	2-0
		4/8/15	vs. BOS	Holtby	3-0
		4/13/14	vs. TB	Holtby	0-1 (50)
		4/11/14	vs. CHI	Halak	4-0
		2/8/14	vs. NJ	Holtby	3-0
2013-14	(5)	1/25/14	@ MTL	Holtby	5-0
		11/1/13	@ PHI	Holtby	7-0
		3/21/13	@ WPG	Holtby	4-0
		3/2/13	@ WPG	Holtby	3-0
		2/26/13	vs. CAR	Holtby	3-0
		2/9/13	vs. FLA	Holtby	5-0
2012-13	(4)	3/25/12	vs. MIN	Holtby	3-0
		3/11/12	vs. TOR	Neuvirth	2-0
		2/7/12	vs. FLA	Vokoun	4-0
		2/4/12	@ MTL	Vokoun	3-0
		1/18/12	@ MTL	Neuvirth	3-0
		1/11/12	vs. PIT	Vokoun	1-0
		12/15/11	@ WPG	Neuvirth	1-0
		10/18/11	vs. FLA	Vokoun	3-0
		3/26/11	@ MTL	Holtby	2-0
		3/18/11	@ NJ	Neuvirth	3-0
2011-12	(8)	3/9/11	vs. EDM	Holtby	5-0
		2/21/11	@ PIT	Neuvirth	1-0
		2/6/11	vs. PIT	Neuvirth	3-0
		12/28/10	vs. MTL	Varlamov	3-0
		11/26/10	vs. TB	Varlamov	6-0
		10/27/10	@ CAR	Neuvirth	3-0
		3/6/10	vs. NYR	Theodore	2-0
		12/7/09	@ TB	Varlamov	3-0
		11/25/09	vs. BUF	Varlamov	2-0
		3/17/09	@ FLA	Theodore	3-0
2009-10	(3)	11/28/08	vs. MTL	Theodore	3-0

Year	(No.)	Date	Opponent	Goaltender	Score
2007-08	(3)	3/29/08	@ FLA	Huet	3-0
		2/29/08	@ NJ	Huet	4-0
		10/6/07	vs. CAR	Kolzig	2-0
2006-07	(1)	4/3/07	vs. FLA	Kolzig	1-0
2005-06	(1)	4/1/06	@ OTT	Johnson	1-0
		2/15/04	@ CHI	Kolzig	4-0
2003-04	(3)	1/11/04	vs. EDM	Kolzig	1-0
		12/16/03	@ ATL	Ouellet	5-0
		4/1/03	vs. FLA	Kolzig	3-0
		3/2/03	vs. CAR	Kolzig	2-0
2002-03	(4)	2/7/03	vs. NYI	Kolzig	3-0
		12/23/02	vs. TB	Kolzig	3-0
		4/5/02	vs. OTT	Kolzig	0-0
		3/19/02	@ COL	Kolzig	3-0
2001-02	(6)	1/22/02	@ ATL	Kolzig	3-0
		1/14/02	vs. BOS	Kolzig	1-0
		1/12/02	at FLA	Kolzig	1-0
		11/10/01	vs. ATL	Kolzig	3-0
2000-01	(5)	4/5/01	vs. FLA	Kolzig	3-0
		3/28/01	vs. CAR	Kolzig	7-0
		12/16/00	vs. EDM	Kolzig	4-0
		12/2/00	@ BOS	Kolzig	2-0
1999-00	(7)	11/24/00	vs. NYI	Kolzig	1-0
		11/20/99	@ BOS	Billington	3-0
		11/26/99	vs. NSH	Billington	1-0
		12/15/99	@ ATL	Kolzig	4-0
1998-99	(6)	1/8/00	vs. ATL	Kolzig	3-0
		1/30/00	vs. PHI	Kolzig	2-0
		2/10/00	@ MTL	Kolzig	1-0
		2/26/00	@ MTL	Kolzig	3-0
1997-98	(5)	4/5/99	@ FLA	Kolzig	3-0
		3/20/99	@ MTL	Tabaracci	1-0
		12/23/98	@ FLA	Kolzig	4-0
		10/30/98	@ CGY	Tabaracci	0-0
1996-97	(3)	10/23/98	@ BUF	Kolzig	1-0
		10/10/98	vs. ANA	Kolzig	1-0
		4/13/98	@ NYI	Kolzig	2-0
		3/20/98	vs. NJ	Kolzig	2-0
1995-96	(9)	3/18/98	@ CAR	Kolzig	1-0
		1/13/98	vs. OTW	Kolzig	4-0
		10/15/97	@ CHI	Kolzig	2-0
		1/9/97	vs. NYR	Kolzig	2-0
1994-95	(4)	1/3/97	vs. PHX	Kolzig	3-0
		11/30/96	@ MTL	Carey	2-0
		3/29/96	vs. OTW	Carey	5-0
		3/27/96	@ MTL	Carey	1-0
1993-94	(4)	3/12/96	vs. VAN	Carey	9-0
		3/3/96	vs. PHI	Carey	3-0
		3/2/96	@ BOS	Carey	2-0
		1/26/96	vs. BUF	Carey	1-0
1992-93	(3)	12/30/95	vs. HFD	Carey	3-0
		12/26/95	vs. MTL	Carey	4-0
		10/14/95	vs. TB	Carey	2-0
		4/14/95	vs. FLA	Carey	3-0
1991-92	(2)	3/21/95	vs. OTW	Carey	1-0
		3/20/95	@ HFD	Carey	5-0
		3/13/95	@ TB	Carey	3-0
		3/20/94	@ TB	Beaupre	3-0
1990-91	(5)	1/15/94	@ QUE	Beaupre	4-0
		1/9/94	@ NJ	Tabaracci	4-0
		12/30/93	vs. ANA	Tabaracci	3-0
		4/14/93	@ NYR	Tabaracci	2-0
1989-90	(3)	4/2/93	vs. MTL	Tabaracci	4-0
		1/14/93	@ NYI	Beaupre	3-0
		11/1/91	vs. TOR	Liut	4-0
		10/29/91	@ PIT	Beaupre	8-0
1988-89	(6)	3/30/91	vs. NJ	Beaupre	4-0
		3/28/91	@ PHI	Beaupre	3-0
		3/16/91	vs. PHI	Beaupre	6-0
		10/28/90	@ EDM	Beaupre	1-0
1987-88	(3)	10/20/90	vs. NJ	Beaupre	4-0
		3/20/90	vs. NYI	Liut	3-0
		2/27/90	vs. CHI	Beaupre	4-0
		11/5/89	@ QUE	Beaupre	3-0
1986-87	(2)	3/5/89	vs. VAN	Beaupre	3-0
		2/3/89	vs. HFD	Peeters	1-0
		1/26/89	@ PHI	Malarchuk	1-0
		1/6/89	vs. TOR	Peeters	3-0
1985-86	(1)	1/2/89	vs. PIT	Peeters	8-0

# Capitals Shutouts

Year	(No.)	Date	Opponent	Goaltender	Score
1987-88	(6)	12/10/88	@ MTL	Peeters	0-0
		3/13/88	@ BOS	Peeters	3-0
		2/27/88	@ NYI	Malarchuk	3-0
		2/20/88	@ MIN	Malarchuk	3-0
		2/19/88	@ WPG	Malarchuk	6-0
		1/31/88	vs. PHI	Peeters	1-0
		1/2/88	vs. EDM	Malarchuk	2-0
1986-87	No Shutouts for Washington				
1985-86	(3)	3/1/86	vs. NYR	Jensen	4-0
		1/1/86	vs. NYR	Jensen	3-0
		11/23/85	vs. QUE	Peeters	3-0
1984-85	(4)	3/14/85	vs. TOR	Jensen	4-0
		12/26/84	vs. PHI	Riggin	6-0
		12/9/84	vs. DET	Mason	5-0
		11/25/84	vs. CHI	Riggin	5-0
1983-84	(8)	3/24/84	@ PIT	Riggin	6-0
		2/13/84	@ MIN	Riggin	4-0
		2/2/84	@ NJ	Riggin	2-0
		1/28/84	@ TOR	Riggin	8-0
		12/18/83	vs. LA	Jensen	5-0
		12/10/83	vs. MTL	Jensen	2-0
		10/26/83	vs. NJ	Jensen	2-0
		10/25/83	@ PIT	Jensen	1-0
		4/3/83	vs. NYR	Jensen/Riggin	3-0
		11/10/82	vs. NJ	Jensen	2-0
1981-82	(1)	11/4/81	@ HFD	Parro	4-0
1980-81	(4)	3/26/81	@ DET	Palmateer	2-0
		1/15/81	vs. LA	Parro	3-0
1981-82	(1)	11/4/81	@ HFD	Parro	4-0
1980-81	(4)	3/26/81	@ DET	Palmateer	2-0
		1/15/81	vs. LA	Parro	3-0
		12/21/80	@ PHI	Palmateer	6-0
		10/21/80	vs. CHI	Stephenson	2-0
1979-80	No Shutouts for Washington				
1978-79	No Shutouts for Washington				
1977-78	(1)	1/4/78	vs. LA	Bedard	4-0
1976-77	(2)	3/18/77	vs. COL	Crozier/Low	5-0
		1/10/77	@ DET	Wolfe	2-0
1975-76	No Shutouts for Washington				
1974-75	(1)	2/16/75	vs. KC	Low	3-0

# Shutouts Against the Capitals

Year	(No.)	Date	Opponent	Goaltender	Score	Year	(No.)	Date	Opponent	Goaltender	Score
2022-23	(2)	11/19/22	vs. COL	Georgiev	4-0	2002-03	(5)	3/23/03	@ VAN	Auld	6-0
		10/27/22	at DAL	Oettinger	2-0			2/9/03	vs. MTL	Garon	2-0
2021-22	(1)	1/24/22	vs. VGK	Lehner	1-0			12/14/02	@ SJ	Nabokov	2-0
2020-21	(3)	5/1/21	vs. PIT	Jarry	3-0			12/11/02	@ ANA	Giguere	3-0
		4/22/21	at NYI	Varlamov	1-0 (SO)			11/16/02	@ MIN	Roloson	1-0
		4/6/21	at NYI	Varlamov	1-0	2001-02	(6)	4/5/02	vs. OTT	Lalime	0-0
2019-20	(2)	2/27/20	at WPG	Hellebuyck	3-0			1/16/02	@ MTL	Theodore	2-0
		12/16/19	at CBJ	Korpisalo	3-0			11/15/01	@ PHI	Boucher/	5-0
2018-19	(5)	4/6/19	vs. NYI	Lehner	3-0			10/30/01	vs. PHI	Boucher	3-0
		2/12/19	at CBJ	Bobrovsky	3-0			10/26/01	@ ATL	Hnilicka	1-0
		2/3/19	vs. BOS	Rask	1-0			10/8/01	@ BOS	Dafoe	4-0
		1/8/19	vs. NYI	Greiss	2-0	2000-01	(5)	3/15/01	vs. CAR	Irbe	3-0
		10/11/19	at NJD	Kinkaid	6-0			3/13/01	vs. ANA	Giguere	2-0
2017-18	(4)	3/6/18	@ ANA	Gibson	4-0			1/10/01	@ MIN	Fernandez	3-0
		12/27/17	@ NYR	Pavelec	1-0 (SO)			11/2/00	@ STL	Johnson	2-0
		12/23/17	@ VGK	Fleury	3-0			10/14/00	@ DAL	Belfour	3-0
		10/17/17	vs. TOR	Andersen	2-0	1999-00	(4)	4/4/00	@ OTT	Lalime	4-0
2016-17	(4)	4/9/17	vs. FLA	Reimer	2-0			2/25/00	vs. BOS	Grahame	3-0
		1/24/17	@ OTT	Condon	3-0			12/13/99	vs. MTL	Theodore	1-0
		12/1/16	vs. NYI	Halak	3-0			12/9/99	@ PIT	Aubin	3-0
		11/8/16	vs. SJS	Jones	3-0	1998-99	(11)	4/18/99	@ BUF	Hasek	3-0
2015-16	(5)	4/10/16	vs. ANA	Andersen	2-0			4/14/99	@ CAR	Irbe	3-0
		4/2/16	@ ARI	Smith	3-0			4/8/99	@ NJ	Brodeur	1-0
		3/26/16	vs. STL	Allen	4-0			1/15/99	vs. MTL	Hackett	3-0
		11/10/15	@ DET	Mrazek	1-0			1/13/99	vs. PHI	Vanbiesbrouk	3-0
		10/13/15	vs. SJS	Jones	5-0			12/19/98	@ PIT	Barrasso	3-0
2014-15	(4)	3/21/15	@ WPG	Pavelec	3-0			12/11/98	@ ANA	Hebert	1-0
		2/27/15	@ CAR	Khudobin	3-0			12/1/98	vs. NJ	Brodeur	4-0
		1/31/15	@ MTL	Price	1-0 (OT)			11/27/98	@ DAL	Belfour	4-0
		11/14/14	vs. NJ	Schneider	1-0			11/12/98	vs. BUF	Hasek	2-0
2013-14	(8)	4/13/14	vs. TB	Lindback	1-0 (SO)			10/30/98	@ CGY	Wregget	0-0
		4/1/14	vs. DAL	Lehtonen	5-0	1997-98	(7)	3/14/98	@ OTT	Tugnutt	4-0
		3/11/14	@ PIT	Fleury	2-0			3/3/98	vs. BOS	Tallas	3-0
		3/6/14	@ BOS	Rask	3-0			3/1/98	vs. BUF	Hasek	3-0
		2/4/14	vs. NYI	Nabokov	1-0			1/11/98	@ DET	Osgood	2-0
		1/21/14	vs. OTT	Anderson	2-0			12/27/97	vs. OTT	Tugnutt	3-0
		11/20/13	vs. PIT	Fleury	4-0			12/18/97	vs. FLA	Vanbiesbrouk	4-0
		10/16/14	vs. NYR	Lundqvist	2-0			11/6/97	@ BOS	Dafoe	2-0
2012-13	(1)	3/12/13	CAR	Peters	4-0	1996-97	(9)	4/3/97	@ OTT	Tugnutt	4-0
2011-12	(5)	3/4/12	vs. PHI	Bryzgalov	1-0			4/1/97	vs. NJ	Brodeur	1-0
		3/2/12	vs. NJ	Hedberg	5-0			3/9/97	@ PHI	Hextall	5-0
		2/20/12	@ CAR	Peters	5-0			3/2/97	vs. NYI	Salo	2-0
		1/20/12	@ CAR	Ward	3-0			2/22/97	@ HFD	Burke	2-0
		1/17/12	vs. NYI	Nabokov	3-0			12/7/96	@ NYI	Salo	2-0
2010-11	(11)	4/9/11	@ FLA	Vokoun	1-0			12/4/96	vs. DET	Hodson	2-0
		3/25/11	@ OTT	Anderson	2-0			11/29/96	vs. NYI	Salo	2-0
		2/25/11	vs. NYR	Lundqvist	6-0			10/28/96	@ COL	Billington	1-0
		2/8/11	vs. SJ	Niemi	2-0	1995-96	(5)	3/10/96	@ TB	Puppa	1-0
		1/26/11	@ ATL	Pavelec	1-0			2/18/96	@ NJ	Brodeur	3-0
		1/12/11	@ TB	Roloson	3-0			1/3/96	@ HFD	Burke	2-0
		1/4/11	vs. TB	Roloson	1-0			12/18/95	@ NYR	Richter	3-0
		12/12/10	@ NYR	Lundqvist	7-0			11/18/95	@ PIT	Wregget	3-0
		12/9/10	vs. FLA	Vokoun	3-0	1994-95	(3)	2/20/95	vs. NJ	Brodeur	2-0
		11/22/10	@ NJ	Hedberg	5-0			2/2/95	vs. BUF	Hasek	1-0
		11/19/10	@ ATL	Pavelec	5-0			1/25/95	@ MTL	Roy	2-0
2009-10	(1)	12/9/09	@ BUF	Miller	2-0	1993-94	(5)	2/21/94	@ NYI	Hextall	4-0
2008-09	(3)	1/9/09	vs. CBJ	Mason	3-0			2/4/94	vs. MTL	Roy	4-0
		11/29/08	@ CBJ	Mason	3-0			12/23/93	vs. NYR	Healy	1-0
		11/1/08	@ BUF	Miller	5-0			11/13/93	vs. NYR	Richter	2-0
2007-08	(6)	3/19/08	@ CHI	Khabibulin	5-0	1992-93	(3)	10/15/93	vs. PHI	Roussel	3-0
		2/2/08	vs. ATL	Lehtonen	2-0			4/4/93	vs. NYR	Vanbiesbrouk	4-0
		1/29/08	@ MTL	Huet	4-0			3/5/93	vs. PHI	Soderstrom	3-0
		1/3/08	@ BOS	Thomas	2-0			11/13/92	@ NJ	Billington	3-0
		11/5/07	@ CAR	Ward	5-0	1991-92	No Shutouts against Washington				
		11/1/07	@ NYR	Lundqvist	2-0	1990-91	No Shutouts against Washington				
2006-07	(6)	4/7/07	vs. BUF	Miller	2-0	1989-90	(2)	10/29/89	@ CHI	Cloutier	1-0
		3/9/07	vs. CAR	Ward	3-0			10/28/89	@ STL	Millen	1-0
		3/6/07	@ TOR	Raycroft	3-0	1988-89	(1)	12/10/88	@ MTL	Roy	0-0
		2/3/07	@ PIT	Fleury	2-0	1987-88	(2)	2/6/88	vs. NYR	Vanbiesbrouk	3-0
		11/9/06	@ CAR	Ward	5-0			11/17/87	vs. DET	Hanlon	1-0
		10/28/06	@ EDM	Roloson	4-0	1986-87	No Shutouts against Washington				
2005-06	(4)	4/8/06	@ NYI	DiPietro	5-0	1985-86	(3)	3/13/86	@ PHI	Froese	2-0
		2/7/06	vs. FLA	Luongo	5-0			1/28/86	@ DET	Laforest	7-0
		2/4/06	@ TB	Grahame	5-0			1/9/86	@ PHI	Jensen	4-0
		10/22/05	vs. CAR	Gerber/Ward	4-0	1984-85	(2)	4/4/85	@ HFD	Liut	2-0
2003-04	(5)	3/23/04	@ NYI	DiPietro	3-0			3/2/85	vs. BUF	Barasso	4-0
		3/10/04	vs. BUF	Biron	6-0	1983-84	(2)	10/19/83	@ HFD	Millen	3-0
		3/2/04	vs. FLA	Luongo	1-0			10/14/83	vs. PIT	Herron	4-0
		1/7/04	vs. PHX	Boucher	3-0	1982-83	No Shutouts against Washington				
		12/4/03	@ NJ	Brodeur	3-0	1981-82	(3)	1/20/82	@ WPG	Soetaert	3-0

# Shutouts Against the Capitals

Year	(No.)	Date	Opponent	Goaltender	Score
1980-81	(2)	1/3/82	@ QUE	Bouchard	3-0
		10/28/81	@ VAN	R. Brodeur	3-0
		1/8/81	@ CGY	Lemelin	6-0
1979-80	(5)	1/3/81	@ MIN	Meloche	3-0
		3/30/80	@ PIT	Millen	4-0
		2/21/80	@ ATL	Riggin	3-0
		12/2/79	@ BUF	Sauve	2-0
		11/21/79	@ CHI	Esposito	4-0
1978-79	(3)	11/5/79	@ MTL	Larocque	2-0
		2/17/79	@ MTL	Dryden	2-0
		2/25/78	@ TOR	McRae	4-0
		11/11/78	vs. BUF	Edwards	2-0
		11/8/78	vs. MTL	Dryden	2-0
1977-78	(6)	3/25/78	@ MTL	Dryden	5-0
		1/29/78	vs. MIN	Harrison	4-0
		1/14/78	vs. NYI	Resch	4-0
		11/24/77	@ BOS	Gilbert	6-0
		11/13/77	vs. NYI	Resch	6-0
		11/24/77	@ BOS	Gilbert	6-0
1976-77	(6)	11/13/77	vs. NYI	Resch	6-0
		4/2/77	@ MTL	Dryden	11-0
		3/10/77	@ LA	Vachon	6-0
		2/12/77	@ TOR	Palmateer	10-0
		1/18/77	vs. MTL	Dryden	3-0
		11/3/76	@ ATL	Myre	7-0
1975-76	(9)	10/19/76	vs. MTL	Dryden	6-0
		2/22/76	vs. NYI	Resch	4-0
		2/13/76	vs. STL	Johnston	2-0
		1/27/76	@ LA	Vachon	2-0

Year	(No.)	Date	Opponent	Goaltender	Score
1974-75	(12)	1/9/76	vs. CAL	Simmons	5-0
		1/3/76	@ MTL	Dryden	7-0
		12/31/75	@ DET	Rutherford	4-0
		12/29/75	vs. MTL	Dryden	6-0
		11/21/75	vs. CAL	Meloche	2-0
		10/28/75	@ LA	Vachon	6-0
		3/23/75	vs. ATL	Myre	5-0
		3/4/75	vs. BOS	Gilbert	8-0
		1/16/75	vs. PHI	Parent	4-0
		1/5/75	@ ATL	Myre	3-0
		1/4/75	@ MTL	Larocque	10-0
		12/29/74	vs. NYI	Resch	7-0
		12/22/74	vs. BUF	Bromley	4-0
		11/17/74	vs. PIT	Inness	6-0
		10/31/74	vs. MTL	Dryden	3-0
		10/22/74	vs. DET	Rutherford	3-0
		10/20/74	vs. NYI	Smith	5-0
		10/12/74	@ MIN	Maniago	6-0

## Shutout History

### SHUTOUTS FOR AND AGAINST BY TEAM

Franchise	Capitals	Opp.
Anaheim	2	5
Arizona	5	3
Boston	9	9
Buffalo	5	12
Calgary	2	6
California	0	2
Carolina	13	13
Chicago	7	3
Colorado	5	3
Columbus	3	4
Dallas	3	7
Detroit	6	7
Edmonton	6	1
Florida	12	6
Los Angeles	6	3
Minnesota	1	2
Montreal	15	20
Nashville	2	0
New Jersey	16	11
NY Islanders	9	18
NY Rangers	8	10
Ottawa	7	8
Philadelphia	11	9
Pittsburgh	9	10
St. Louis	0	4
San Jose	2	4
Seattle	0	0
Tampa Bay	8	5
Toronto	6	4
Vancouver	3	2
Vegas	0	2
Winnipeg	8	6
<b>TOTAL</b>	<b>189</b>	<b>199</b>

### CAPITALS CAREER SHUTOUT LEADERS

Player	Shutouts
Olie Kolzig	35
Braden Holtby	35
Jim Carey	14
Don Beaupre	12
Al Jensen	8
Michal Neuvirth	7
Pete Peeters	7
<b>Ilya Samsonov</b>	<b>6</b>
<b>Vitek Vanecek</b>	<b>6</b>
Philipp Grubauer	6
Pat Riggin	6
Rick Tabarracci	6
Darcy Kuemper	5
Clint Malarchuk	5
Semyon Varlamov	4
Tomas Vokoun	4
Jose Theodore	3
Craig Billington	2
Cristobal Huet	2
Mike Liut	2
Mike Palmateer	2
Dave Parro	2

### OPPONENTS CAREER SHUTOUT LEADERS

Player	Shutouts
Ken Dryden	9
Martin Brodeur	6
Dominik Hasek	4
Glenn Resch	4
Dwayne Roloson	4
John Vanbiesbrouck	4
Cam Ward	4
Henrik Lundqvist	4
Marc-Andre Fleury	4
Ondrej Pavelec	4
Greg Millen	3
Ryan Miller	3
Phil Myre	3
Patrick Roy	3
Tommy Salo	3
Ron Tugnutt	3
Rogie Vachon	3
Evgeni Nabokov	3

# Overtime History

DATE	RESULT	SCORER	TIME	SITE	DATE	RESULT	SCORER	TIME	SITE
4/13/23	New Jersey 5 - Washington 4	Luke Hughes	4:33	Washington	2/18/16	Washington 3 - NY Islanders 2	Justin Williams	4:16	NY Islanders
3/21/23	Columbus 7 - Washington 6	Jack Roslovic	2:43	Washington	1/27/16	Philadelphia 4 - Washington 3	Jakub Voracek	0:38	Washington
3/1/23	Washington 3 - Anaheim 2	Tom Wilson	1:09	Anaheim	1/9/16	Washington 4 - NY Rangers 3	Alex Ovechkin	1:25	NY Rangers
1/31/23	Washington 4 - Columbus 3	Evgeny Kuznetsov	0:26	Columbus	12/5/15	Winnipeg 2 - Washington 1	Mark Scheifele	4:40	Winnipeg
1/16/23	Washington 4 - NY Islanders 3	Dmitry Orlov	4:27	New York	11/18/15	Washington 2 - Detroit 1	Evgeny Kuznetsov	0:45	Detroit
1/3/23	Buffalo 5 - Washington 4	Tage Thompson	3:00	Washington	11/13/15	Calgary 3 - Washington 2	Sean Monahan	1:40	Washington
12/29/22	Ottawa 4 - Washington 3	Alex DeBrincat	1:31	Washington	10/31/15	Washington 2 - Florida 1	Evgeny Kuznetsov	3:44	Florida
12/22/22	Washington 3 - Ottawa 2	Marcus Johansson	2:04	Ottawa	4/4/15	Ottawa 4 - Washington 3	Kyle Turris	3:14	Ottawa
12/19/22	Washington 4 - Detroit 3	Dmitry Orlov	4:38	Washington	3/26/15	Washington 3 - New Jersey 2	Evgeny Kuznetsov	1:13	Washington
12/1/22	Seattle 3 - Washington 2	Matty Beniers	0:07	Seattle	2/11/15	Washington 5 - San Jose 4	Joel Ward	2:42	San Jose
11/23/22	Washington 3 - Philadelphia 2	Alex Ovechkin	1:04	Washington	1/31/15	Montreal 1 - Washington 0	Max Pacioretty	3:08	Montreal
11/1/22	Vegas 3 - Washington 2	Shea Theodore	1:35	Washington	1/8/15	Philadelphia 3 - Washington 2	Jakub Voracek	1:28	Philadelphia
4/20/22	Vegas 4 - Washington 3	Shea Theodore	2:09	Vegas	<b>DATE</b>	<b>RESULT</b>	<b>SCORER</b>	<b>TIME</b>	<b>SITE</b>
3/11/22	Washington 4 - Vancouver 3	Lars Eller	0:42	Vancouver	12/29/14	NY Islanders 4 - Washington 3	Johnny Boychuk	2:53	NY Islanders
3/9/22	Edmonton 4 - Washington 3	Connor McDavid	3:27	Edmonton	12/18/14	Washington 5 - Columbus 4	Eric Fehr	0:42	Columbus
2/1/22	Washington 4 - Pittsburgh 3	Dmitry Orlov	4:17	Pittsburgh	12/11/14	Columbus 3 - Washington 2	Nick Foligno	4:41	Washington
1/22/22	Washington 3 - Ottawa 2	Nicklas Backstrom	1:13	Washington	11/26/14	NY Islanders 3 - Washington 2	John Tavares	4:36	NY Islanders
1/18/22	Washington 4 - Winnipeg 3	Tom Wilson	0:26	Washington	11/18/14	Washington 2 - Arizona 1	Eric Fehr	3:16	Arizona
1/2/22	New Jersey 4 - Washington 3	Nico Hischier	2:56	Washington	11/8/14	Washington 4 - Carolina 3	Nicklas Backstrom	4:46	Washington
12/15/21	Chicago 5 - Washington 4	Caleb Jones	1:21	Chicago	11/4/14	Calgary 4 - Washington 3	Sean Monahan	4:17	Washington
11/16/21	Anaheim 3 - Washington 2	Trevor Zegras	4:14	Anaheim	3/2/14	Philadelphia 5 - Washington 4	Vincent Lecavalier	2:45	Washington
11/4/21	Florida 5 - Washington 4	Eetu Luostarinen	1:55	Florida	2/2/14	Washington 6 - Detroit 5	Alex Ovechkin	2:37	Washington
10/27/21	Detroit 3 - Washington 2	Dylan Larkin	1:37	Washington	1/28/14	Washington 5 - Buffalo 4	Mike Green	1:00	Buffalo
10/23/21	Calgary 4 - Washington 3	Elias Lindholm	2:46	Washington	1/2/14	Carolina 4 - Washington 3	Jeff Skinner	1:20	Washington
10/16/21	Tampa Bay 1 - Washington 2	Steven Stamkos	4:45	Washington	12/21/13	New Jersey 5 - Washington 4	Andy Greene	0:43	Washington
5/8/21	Washington 2 - Philadelphia 1	Conor Sheary	4:00	Washington	11/30/13	Washington 3 - NY Islanders 2	Alex Ovechkin	2:07	New York
4/29/21	Pittsburgh 5 - Washington 4	Jake Guentzel	2:11	Washington	11/12/13	Washington 4 - Columbus 3	Alex Ovechkin	1:34	Washington
4/2/21	Washington 2 - New Jersey 1	Dmitry Orlov	4:39	New Jersey	4/27/13	Washington 3 - Boston 2	Eric Fehr	3:23	Washington
3/9/21	Washington 5 - New Jersey 4	Jakub Vrana	1:30	Washington	4/25/13	Ottawa 2 - Washington 1	Sergei Gonchar	0:47	Washington
2/23/21	Pittsburgh 3 - Washington 2	Kasperi Kapanen	1:43	Washington	4/13/13	Washington 6 - Tampa Bay 5	Mike Green	2:59	Washington
1/30/21	Washington 4 - Boston 3	Alex Ovechkin	0:28	Washington	3/31/13	Philadelphia 5 - Washington 4	Ruslan Fedotenko	1:34	Philadelphia
1/19/21	Pittsburgh 5 - Washington 4	Sidney Crosby	1:11	Pittsburgh	3/5/13	Washington 4 - Boston 3	Eric Fehr	0:37	Washington
3/5/20	New York Rangers 6 - Washington 5	Mika Zibanejad	0:33	New York	2/12/13	Washington 6 - Florida 5	Troy Brouwer	0:32	Florida
2/20/20	Montreal 4 - Washington 3	Ben Chiarot	0:58	Washington	1/25/13	New Jersey 3 - Washington 2	Ilya Kovalchuk	4:39	New Jersey
1/05/20	Washington 5 - San Jose 4	Lars Eller	2:01	Washington	3/23/12	Winnipeg 4 - Washington 3	Tim Stapleton	2:37	Washington
12/27/20	Washington 2 - Columbus 1	T.J. Oshie	3:13	Washington	3/8/12	Washington 3 - Tampa Bay 2	Alex Ovechkin	4:09	Washington
11/29/20	Washington 4 - Tampa Bay 3	Dmitry Orlov	3:03	Washington	3/6/12	Carolina 4 - Washington 3	Justin Faulk	3:38	Washington
11/07/19	Washington 5 - Florida 4	Tom Wilson	0:17	Florida	2/28/12	Washington 3 - NY Islanders 2	Alex Ovechkin	1:35	Washington
10/29/19	Washington 4 - Toronto 3	Alex Ovechkin	4:00	Toronto	1/31/12	Tampa Bay 4 - Washington 3	Steven Stamkos	2:45	Tampa Bay
10/24/19	Edmonton 4 - Washington 3	Leon Draisaitl	1:18	Edmonton	1/22/12	Pittsburgh 4 - Washington 3	Evgeni Malkin	1:31	Pittsburgh
10/8/19	Dallas 4 - Washington 3	Tyler Seguin	0:43	Washington	12/3/11	Washington 3 - Ottawa 2	Brooks Laich	0:12	Washington
10/05/19	Carolina 3 - Washington 2	Jake Gardiner	4:04	Washington	11/23/11	Washington 4 - Winnipeg 3	Jason Chimera	1:52	Washington
10/2/19	Washington 3 - St. Louis 2	Klub Vrana	2:51	St. Louis	11/1/11	Washington 5 - Anaheim 4	Nicklas Backstrom	2:18	Washington
3/20/19	Tampa Bay 5 - Washington 4	Victor Hedman	3:01	Washington	10/13/11	Washington 3 - Pittsburgh 2	Dennis Wideman	2:48	Pittsburgh
2/24/19	Washington 6 - NY Rangers 5	Evgeny Kuznetsov	4:20	Washington	10/8/11	Washington 4 - Carolina 3	Mike Green	2:24	Washington
2/9/19	Florida 5 - Washington 4	Mike Hoffman	1:31	Washington	4/2/11	Washington 5 - Buffalo 4	Alex Ovechkin	3:19	Washington
2/7/19	Washington 4 - Colorado 3	Evgeny Kuznetsov	4:12	Washington	3/31/11	Washington 4 - Columbus 3	Jason Chimera	2:30	Washington
1/22/19	San Jose 7 - Washington 6	Tomas Hertl	1:48	Washington	3/13/11	Washington 4 - Chicago 3	Mike Knuble	3:51	Washington
1/12/19	Columbus 2 - Washington 1	Artemi Panarin	3:30	Washington	3/6/11	Washington 3 - Florida 2	Alexander Semin	0:48	Florida
1/4/19	Dallas 2 - Washington 1	Tyler Seguin	3:34	Dallas	3/1/11	Washington 2 - NY Islanders	Alex Ovechkin	1:55	Washington
11/19/18	Washington 5 - Montreal 4	Lars Eller	3:34	Montreal	11/18/11	Philadelphia 3 - Washington 2	Andrei Meszaros	1:07	Philadelphia
11/16/18	Washington 3 - Colorado 2	Nicklas Backstrom	0:22	Colorado	1/11/11	Florida 4 - Washington 3	Dennis Wideman	2:51	Florida
11/3/18	Dallas 4 - Washington 3	Jason Dickinson	3:17	Washington	1/4/11	Tampa Bay 1 - Washington 0	Martin St. Louis	2:54	Washington
10/17/18	Washington 4 - NY Rangers 3	Matt Niskanen	2:18	Washington	12/15/10	Anaheim 2 - Washington 1	Ryan Getzlaf	4:03	Washington
10/4/18	Pittsburgh 7 - Washington 6	Kris Letang	1:20	Pittsburgh	11/13/10	Buffalo 3 - Washington 2	Tomas Vanek	4:00	Buffalo
3/2/18	Washington 3 - NY Rangers 2	Evgeny Kuznetsov	0:38	Washington	11/7/10	Washington 3 - Philadelphia 2	Mike Green	0:29	Washington
3/12/18	Washington 3 - Winnipeg 2	Evgeny Kuznetsov	4:11	Washington	10/23/10	Washington 4 - Atlanta 3	Tomas Fleischmann	1:37	Washington
2/13/18	Winnipeg 4 - Washington 3	Tyler Myers	2:35	Winnipeg	10/16/10	Washington 3 - Nashville 2	Brooks Laich	1:44	Nashville
2/11/18	Detroit 5 - Washington 4	Tomas Tatar	2:47	Washington	10/11/10	Washington 3 - Ottawa 2	Alex Ovechkin	4:28	Washington
1/21/18	Philadelphia 2 - Washington 1	Travis Konecny	0:27	Washington	4/5/10	Washington 3 - Boston 2	Brooks Laich	0:44	Washington
1/18/18	New Jersey 4 - Washington 3	Taylor Hall	0:34	New Jersey	3/30/10	Ottawa 5 - Washington 4	Alexei Kovalov	4:41	Washington
1/7/18	Washington 4 - St. Louis 3	Nicklas Backstrom	4:17	Washington	3/18/10	Carolina 4 - Washington 3	Ray Whitney	4:02	Carolina
1/2/18	Washington 5 - Carolina 4	Alex Ovechkin	1:57	Carolina	3/14/10	Washington 4 - Chicago 3	Nicklas Backstrom	3:10	Chicago
12/22/17	Arizona 3 - Washington 2	Clayton Keller	4:33	Arizona	3/10/10	Washington 4 - Carolina 3	Tomas Fleischmann	3:20	Washington
12/19/17	Washington 4 - Dallas 3	Alex Burakovsky	1:51	Dallas	2/10/10	Montreal 6 - Washington 5	Tomas Plekanec	4:52	Montreal
12/16/17	Washington 3 - Anaheim 2	Alex Ovechkin	1:58	Washington	2/7/10	Washington 5 - Pittsburgh 4	Mike Knuble	2:49	Washington
11/6/17	Washington 3 - Arizona 2	John Carlson	4:14	Washington	12/11/09	Washington 4 - Carolina 3	Mike Green	1:16	Washington
10/20/17	Washington 4 - Detroit 3	Alex Ovechkin	1:56	Detroit	11/23/09	Ottawa 4 - Washington 3	Mike Fisher	1:14	Ottawa
10/9/17	Tampa Bay 4 - Washington 3	Brayden Point	3:08	Tampa Bay	11/1/09	Columbus 5 - Washington 4	R.J. Umberger	1:45	Washington
3/28/17	Washington 5 - Minnesota 4	T.J. Oshie	1:52	Minnesota	10/30/09	NY Islanders 4 - Washington 3	Mark Streit	0:53	Washington
3/16/17	Nashville 2 - Washington 1	Viktor Arvidsson	1:05	Washington	10/24/09	Washington 3 - NY Islanders 2	Brooks Laich	1:00	NY Islanders
3/4/17	Washington 2 - Philadelphia 1	Nicklas Backstrom	3:25	Washington	10/6/09	Philadelphia 6 - Washington 5	Daniel Briere	3:52	Philadelphia
1/21/17	Washington 4 - Dallas 3	Jay Beagle	0:13	Dallas	4/3/09	Buffalo 5 - Washington 4	Jason Pominville	1:51	Washington
1/16/17	Pittsburgh 8 - Washington 7	Conor Sheary	0:34	Pittsburgh	3/10/09	Washington 2 - Nashville 1	Sergei Fedorov	2:20	Nashville
1/3/17	Washington 6 - Toronto 5	Alex Ovechkin	0:22	Washington	2/28/09	Washington 4 - Boston 3	Alexander Semin	0:22	Boston
12/7/16	Washington 4 - Boston 3	Nicklas Backstrom	1:36	Washington	1/27/09	Boston 3 - Washington 2	David Krejci	1:55	Boston
12/5/16	Washington 3 - Buffalo 2	Marcus Johansson	2:38	Washington	1/19/09	Washington 2 - NY Islanders 1	Alex Ovechkin	1:46	NY Islanders
11/15/16	Columbus 2 - Washington 1	Cam Atkinson	0:37	Columbus	12/23/08	Washington 5 - NY Rangers 4	Shaone Morrisson	0:59	NY Rangers
11/11/16	Washington 3 - Chicago 2	Marcus Johansson	2:20	Chicago	12/16/08	Washington 5 - NY Islanders 4	Alex Ovechkin	4:49	NY Islanders
11/3/16	Washington 4 - Winnipeg 3	Alex Ovechkin	3:21	Washington	11/4/08	Ottawa 2 - Washington 1	Mike Fisher	4:20	Ottawa
4/7/16	Pittsburgh 4 - Washington 3	Sidney Crosby	4:00	Washington	10/25/08	Washington 6 - Dallas 5	Alexander Semin	2:17	Dallas
4/5/16	NY Islanders 4 - Washington 3	Thomas Hickey	2:13	Washington	3/27/08	Washington 4 - Tampa Bay 3	Tomas Fleischmann	2:27	Tampa Bay
3/25/16	Washington 1 - New Jersey 0	John Carlson	2:17	New Jersey	2/24/08	New Jersey 2 - Washington 1	John Madden	4:10	Washington
3/15/16	Washington 2 - Carolina 1	Alex Ovechkin	1:38	Washington	2/10/08	Washington 3 - NY Rangers 2	Mike Green	0:23	Washington
3/9/16	Los Angeles 4 - Washington 3	Jeff Carter	2:50	Los Angeles	2/5/08	Washington 4 - Columbus 3	Alex Ovechkin	2:28	Columbus
3/5/16	Washington 2 - Boston 1	Matt Niskanen	2:36	Boston	1/31/08	Washington 5 - Montreal 4	Alex Ovechkin	3:34	Washington
					1/5/08	Washington 5 - Montreal 4	Mike Green	1:27	Montreal

# Overtime History

DATE	RESULT	SCORER	TIME	SITE	DATE	RESULT	SCORER	TIME	SITE
12/27/07	Pittsburgh 4 - Washington 3	Sergei Gonchar	1:33	Pittsburgh	2/3/96	Capitals 6 - Islanders 5	Michal Pivonka	1:21	Washington
12/22/07	NY Islanders 3 - Washington 2	Richard Park	3:43	NY Islanders	1/28/96	Capitals 3 - Flyers 2	Steve Konowalchuk	4:20	Washington
12/12/07	Washington 5 - NY Rangers 4	Mike Green	3:41	Washington	12/14/95	Capitals 4 - Islanders 3	Steve Konowalchuk	2:16	Washington
11/23/07	Washington 4 - Philadelphia 3	Nicklas Backstrom	1:55	Philadelphia	11/17/95	Penguins 3 - Capitals 2	Jaromir Jagr	2:48	Washington
11/6/07	Atlanta 2 - Washington 1	Todd White	1:34	Atlanta	3/26/95	Whalers 4 - Capitals 3	Geoff Sanderson	2:16	Washington
3/30/07	Florida 3 - Washington 2	Martin Gelinas	2:01	Florida	4/5/94	Islanders 4 - Capitals 3	Benoit Hogue	3:34	Washington
2/8/07	Washington 4 - Los Angeles 3	Dainius Zubrus	2:28	Washington	3/15/94	Capitals 5 - Penguins 4	Randy Burridge	0:40	Pittsburgh
1/6/07	Washington 3 - Atlanta 2	Alexander Semin	4:42	Washington	10/25/93	Flames 3 - Capitals 2	Ted Drury	2:57	Calgary
12/15/06	Washington 3 - Atlanta 2	Alex Ovechkin	0:06	Atlanta	10/24/93	Capitals 3 - Oilers 2	Kelly Miller	1:39	Edmonton
11/18/06	Boston 3 - Washington 2	Glen Murray	2:06	Boston	4/12/93	Capitals 3 - Canadiens 2	Mike Ridley	4:12	Montreal
11/6/06	Washington 4 - Ottawa 3	Chris Clark	1:33	Washington	2/27/93	Bruins 5 - Capitals 4	Vladimir Ruzicka	2:03	Boston
10/14/06	Atlanta 4 - Washington 3	Ilya Kovalchuk	3:02	Washington	12/29/92	Capitals 4 - Rangers 3	Michal Pivonka	1:28	Washington
4/10/06	Capitals 2 - Boston 1	Alex Ovechkin	3:30	Boston	11/14/92	Devils 4 - Capitals 3	Bobby Holik	2:09	Washington
4/3/06	Carolina 6 - Capitals 5	Ray Whitney	3:35	Carolina	4/12/92	Capitals 4 - Devils 3	Peter Bondra	2:15	New Jersey
3/30/06	Montreal 3 - Capitals 2	Saku Koivu	4:02	Montreal	3/7/92	Capitals 3 - Devils 2	Dale Hunter	2:49	Washington
3/23/06	Tampa Bay 4 - Capitals 3	Pavel Kubina	0:37	Tampa Bay	12/22/91	Flyers 4 - Capitals 2	Brad Jones	1:10	Philadelphia
3/4/06	Atlanta 3 - Capitals 2	Marian Hossa	1:49	Atlanta	11/20/91	Devils 6 - Capitals 5	Stephane Richer	1:41	New Jersey
1/13/06	Capitals 3 - Anaheim 2	Alex Ovechkin	3:04	Anaheim	1/31/91	Capitals 4 - Islanders 3	Dale Hunter	1:44	New York
1/10/06	Chicago 4 - Capitals 3	Kyle Calder	2:01	Washington	1/29/91	Penguins 3 - Capitals 2	Paul Stanton	2:46	Pittsburgh
12/27/05	Boston 4 - Capitals 3	Patrik Elias	2:04	Washington	1/27/91	Capitals 5 - Islanders 4	Kelly Miller	4:21	Washington
4/3/04	NY Rangers 3 - Capitals 2	Bobbi Holik	1:08	Washington	1/22/91	Capitals 2 - Red Wings 1	Mike Ridley	3:08	Detroit
3/18/04	Capitals 4 - NY Rangers 3	Kip Miller	1:18	NY Rangers	11/24/90	Penguins 3 - Capitals 2	Mark Recchi	1:11	Pittsburgh
1/17/04	New Jersey 2 - Capitals 1	Patrik Elias	2:17	New Jersey	11/19/90	Capitals 3 - Red Wings 2	John Druce	2:31	Detroit
11/22/03	Florida 3 - Capitals 2	Stephen Weiss	1:43	Washington	10/25/90	Blackhawks 3 - Capitals 2	Steve Larmer	0:08	Chicago
10/29/03	Toronto 4 - Capitals 3	Mats Sundin	2:56	Toro	2/4/90	Oilers 5 - Capitals 4	Jari Kurri	3:13	Washington
3/29/03	Toronto 4 - Capitals 3	Mats Sundin	2:56	Toronto	1/31/90	Capitals 4 - North Stars 3	John Tucker	0:35	Minnesota
3/25/03	Capitals 4 - Montreal 3	Josef Boumedienne	3:09	Montreal	10/16/89	Capitals 4 - Canadiens 3	Dale Hunter	3:37	Montreal
3/10/03	Capitals 2 - Philadelphia 1	Peter Bondra	0:21	Washington	2/10/89	Kings 7 - Capitals 6	Luc Robitaille	1:39	Washington
3/8/03	Boston 5 - Capitals 4	Sean O'Donnell	2:15	Boston	2/1/89	Capitals 4 - Rangers 3	Mike Ridley	1:51	New York
3/1/03	New Jersey 2 - Capitals 1	Scott Stevens	2:54	New Jersey	12/19/89	Devils 6 - Capitals 5	Kirk Muller	4:25	Washington
1/15/03	NY Rangers 2 - Capitals 1	Joel Bouchard	1:58	New Jersey	11/5/88	Islanders 4 - Capitals 3	Pat LaFontaine	0:10	New York
1/13/03	Capitals 4 - NY Islanders 3	Jaromir Jagr	4:23	Washington	10/29/88	Oilers 4 - Capitals 3	Jari Kurri	4:44	Edmonton
1/1/03	Phoenix 2 - Capitals 1	Tony Amonte	1:20	Washington	10/25/88	Capitals 4 - Canucks 3	Mike Ridley	2:55	Vancouver
12/28/02	New Jersey 2 - Capitals 1	Scott Niedermayer	4:10	New Jersey	4/2/88	Penguins 7 - Capitals 6	Mario Lemieux	4:07	Washington
12/6/02	Capitals 7 - Atlanta 6	Michael Nylander	2:24	Washington	2/14/88	Capitals 5 - Flames 4	Mike Gartner	0:20	Washington
11/7/02	Capitals 2 - Florida 1	Jaromir Jagr	3:56	Washington	2/2/88	Penguins 3 - Capitals 2	Mario Lemieux	4:11	Pittsburgh
11/5/02	Capitals 4 - Columbus 3	Peter Bondra	4:56	Columbus	1/31/88	Capitals 1 - Flyers 0	Kelly Miller	3:27	Washington
4/13/02	New Jersey 4 - Capitals 3	Scott Niedermayer	1:53	Washington	11/10/87	Islanders 4 - Capitals 3	Brad Lauer	4:25	New York
3/2/02	Capitals 3 - Ottawa 2	Jaromir Jagr	1:53	Ottawa	10/30/87	Jets 3 - Capitals 2	Dale Hawerchuk	2:15	Winnipeg
1/27/02	Buffalo 3 - Capitals 2	Stu Barnes	1:30	Washington	4/5/87	Capitals 6 - Devils 5	Lou Francheschetti	0:12	New Jersey
1/14/02	Capitals 1 - Boston 0	Dainius Zubrus	0:13	Washington	4/4/87	Capitals 3 - Flyers 2	Larry Murphy	3:19	Washington
12/28/01	Capitals 3 - Dallas 2	Ken Klee	2:03	Dallas	3/7/87	Bruins 3 - Capitals 2	Steve Kasper	1:26	Boston
12/2/01	Capitals 4 - Carolina 3	Jeff Halpern	3:24	Carolina	2/7/87	Rangers 5 - Capitals 4	Tomas Sandstrom	4:20	Washington
10/24/01	Capitals 4 - Florida 3	Peter Bondra	0:45	Florida	1/1/87	Capitals 4 - Penguins 3	Mike Gartner	1:30	Washington
10/16/01	Capitals 3 - Los Angeles 2	Peter Bondra	0:21	Los Angeles	12/1/86	Capitals 2 - Canadiens 1	Alan Haworth	1:48	Montreal
4/1/01	Red Wings 2 - Capitals 1	Steve Yzerman	0:11	Detroit	10/13/86	Capitals 7 - Rangers 6	Mike Gartner	3:20	New York
3/30/01	Hurricanes 4 - Capitals 3	Rod Brind'Amour	3:07	Carolina	2/25/86	Capitals 4 - Red Wings 3	Peter Andersson	0:36	Washington
3/1/01	Maple Leafs 3 - Capitals 2	Gary Roberts	1:21	Washington	2/8/86	Capitals 5 - Oilers 4	Bengt Gustafsson	3:42	Washington
2/14/01	Capitals 4 - Canucks 3	Adam Oates	4:19	Vancouver	12/5/85	Capitals 3 - Blues 2	Scott Stevens	1:29	Washington
11/22/00	Capitals 3 - Canucks 2	Andreï Nikolishin	4:17	Washington	10/16/85	Capitals 6 - Maple Leafs 5	Gaetan Duchesne	0:47	Toronto
10/17/00	Avalanche 4 - Capitals 3	Peter Forsberg	2:37	Washington	12/27/84	Capitals 5 - Islanders 4	Doug Jarvis	4:10	New York
3/30/00	Penguins 4 - Capitals 3	Hans Jonsson	2:25	Washington	12/1/84	Capitals 5 - Bruins 4	Dave Christian	1:20	Boston
2/23/00	Capitals 3 - Panthers 2	Chris Simon	0:55	Washington	10/31/84	Capitals 4 - Flames 3	Mike Gartner	1:58	Washington
1/28/00	Capitals 3 - Coyotes 2	Calle Johansson	4:59	Washington	2/19/84	Jets 4 - Capitals 3	Doug Smail	1:55	Winnipeg
1/14/00	Capitals 3 - Devils 2	Adam Oates	4:37	New Jersey	12/28/83	Red Wings 3 - Capitals 2	John Ogradnick	3:55	Washington
12/29/99	Capitals 3 - Penguins 2	Adam Oates	4:32	Washington	11/4/83	Capitals 5 - Canucks 4	Bengt Gustafsson	1:01	Washington
10/16/01	Capitals 3 - Los Angeles 2	Peter Bondra	0:21	Los Angeles	10/8/83	Islanders 8 - Capitals 7	Bob Bourne	2:01	Washington
4/1/01	Red Wings 2 - Capitals 1	Steve Yzerman	0:11	Detroit					
3/30/01	Hurricanes 4 - Capitals 3	Rod Brind'Amour	3:07	Carolina					
3/1/01	Maple Leafs 3 - Capitals 2	Gary Roberts	1:21	Washington					
2/14/01	Capitals 4 - Canucks 3	Adam Oates	4:19	Vancouver					
11/22/00	Capitals 3 - Canucks 2	Andreï Nikolishin	4:17	Washington					
10/17/00	Avalanche 4 - Capitals 3	Peter Forsberg	2:37	Washington					
3/30/00	Penguins 4 - Capitals 3	Hans Jonsson	2:25	Washington					
2/23/00	Capitals 3 - Panthers 2	Chris Simon	0:55	Washington					
1/28/00	Capitals 3 - Coyotes 2	Calle Johansson	4:59	Washington					
1/14/00	Capitals 3 - Devils 2	Adam Oates	4:37	New Jersey					
12/29/99	Capitals 3 - Penguins 2	Adam Oates	4:32	Washington					
12/17/99	Capitals 3 - Rangers 2	Calle Johansson	0:31	New York					
11/11/99	Rangers 5 - Capitals 4	Tim Taylor	1:04	Washington					
3/17/99	Capitals 2 - Stars 1	Brian Bellows	0:35	Washington					
3/13/99	Flames 5 - Capitals 4	Valeri Bure	3:31	Washington					
3/9/99	Avalanche 3 - Capitals 2	Sandis Ozolinsh	0:19	Washington					
1/16/99	Capitals 3 - Hurricanes 2	Kelly Miller	0:09	Carolina					
11/21/98	Bruins 5 - Capitals 4	Jason Allison	4:29	Boston					
4/8/98	Stars 4 - Capitals 3	J. Langenbrunner	3:38	Dallas					
1/31/98	Capitals 3 - Flyers 2	Michal Pivonka	2:23	Philadelphia					
1/21/98	Capitals 3 - Lightning 2	Kelly Miller	3:32	Tampa Bay					
12/5/97	Capitals 3 - Panthers 2	Jeff Toms	3:32	Washington					
12/2/97	Capitals 3 - Rangers 2	Joe Juneau	3:35	New York					
2/14/97	Capitals 5 - Lightning 4	Steve Konowalchuk	2:57	Washington					
1/1/97	Capitals 3 - Whalers 2	Steve Konowalchuk	3:01	Washington					
12/26/96	Red Wings 5 - Capitals 4	Sergei Fedorov	2:39	Detroit					
11/12/96	Devils 3 - Capitals 2	Scott Niedermayer	3:04	New Jersey					
3/27/96	Capitals 1 - Canadiens 0	Michal Pivonka	4:14	Montreal					



# Overtime History

Year	OVERALL						HOME						ROAD					
	GP	W	L	T	SOL	Pts	GP	W	L	T	SOL	Pts	GP	W	L	T	SOL	Pts
1983-84	9	1	3	5	0	7	6	1	2	3	0	5	3	0	1	2	0	2
1984-85	12	3	0	9	0	15	3	1	0	2	0	4	9	2	0	7	0	11
1985-86	11	4	0	7	0	15	5	3	0	2	0	8	6	1	0	5	0	7
1986-87	17	5	2	10	0	20	6	2	1	3	0	7	11	3	1	7	0	13
1987-88	15	2	4	9	0	13	7	2	1	4	0	8	8	0	3	5	0	5
1988-89	16	2	4	10	0	14	5	0	2	3	0	3	11	2	2	7	0	11
1989-90	9	2	1	6	0	10	4	0	1	3	0	3	5	2	0	3	0	7
1990-91	14	4	3	7	0	15	6	1	0	5	0	7	8	3	3	2	0	8
1991-92	12	2	2	8	0	12	4	1	0	3	0	5	8	1	2	5	0	7
1992-93	11	2	2	7	0	11	8	1	1	6	0	8	3	1	1	1	0	3
1993-94	14	2	2	10	0	14	10	0	1	9	0	9	4	2	1	1	0	5
1994-95	9	0	1	8	0	8	4	0	1	3	0	3	5	0	0	5	0	5
1995-96	16	4	1	11	0	19	9	3	1	5	0	11	7	1	0	6	0	8
1996-97	13	2	2	9	0	13	7	2	0	5	0	9	6	0	2	4	0	4
1997-98	17	4	1	12	0	20	7	1	0	6	0	8	10	3	1	6	0	12
1998-99	11	2	3	6	0	10	5	1	2	2	0	4	6	1	1	4	0	6
1999-00	19	5	2	12	0	24	13	3	2	8	0	16	6	2	0	4	0	8
2000-01	16	2	4	10	0	18	9	1	2	6	0	10	7	1	2	4	0	8
2001-02	19	6	2	11	0	25	9	1	2	6	0	10	10	5	0	5	0	15
2002-03	20	6	6	8	0	26	8	4	2	2	0	12	12	2	4	6	0	14
2003-04	14	1	3	10	0	15	9	1	2	6	0	10	5	0	1	4	0	5
2005-06	21	9	6	0	6	30	12	5	2	0	5	17	9	4	4	0	1	13
2006-07	19	5	3	0	11	24	11	4	1	0	6	15	8	1	2	0	5	9
2007-08	19	11	4	0	4	30	8	5	1	0	2	13	11	6	3	0	2	17
2008-09	18	10	3	0	5	28	7	4	1	0	2	11	11	6	2	0	3	17
2009-10	24	11	7	0	6	35	13	7	3	0	3	20	11	4	4	0	3	15
2010-11	25	14	5	0	6	39	17	9	2	0	6	26	8	5	3	0	0	13
2011-12	19	11	4	0	4	30	12	8	2	0	2	20	7	3	2	0	2	10
2012-13	10	7	3	0	0	17	5	4	1	0	0	9	5	3	2	0	0	8
2013-14	28	14	3	0	11	42	15	8	3	0	4	23	13	6	0	0	7	19
2014-15	21	10	7	0	4	31	10	5	2	0	3	15	11	5	5	0	1	16
2015-16	19	11	6	0	2	30	7	3	4	0	0	10	12	8	2	0	2	20
2016-17	18	10	3	0	5	28	8	6	1	0	1	14	10	4	2	0	4	14
2017-18	18	11	6	0	1	29	9	7	2	0	0	16	9	4	4	0	1	13
2018-19	17	9	7	0	1	19	10	4	5	0	1	9	7	5	2	0	0	10
2019-20	18	10	5	0	3	23	9	4	3	0	2	10	9	6	2	0	1	13
2020-21	12	7	3	0	2	16	7	4	2	0	1	9	5	3	1	0	1	7
2021-22	21	9	9	0	3	21	10	4	4	0	2	10	11	5	5	0	1	11
2022-23	18	8	6	0	4	20	11	4	5	0	2	10	7	4	3	0	0	8
TOTAL	639	238	138	185	78	816	325	124	67	92	42	417	314	114	73	93	34	397

## FRANCHISE OVERTIME GOAL LEADERS

Player	OT Goals
Alex Ovechkin	25
Nicklas Backstrom	9
Evgeny Kuznetsov	8
Mike Green	8
Dmitry Orlov	5
Peter Bondra	5
Kelly Miller	5
Mike Gartner	4
Brooks Laich	4
Steve Konowalchuk	4
Michal Pivonka	4
Mike Ridley	4
Alexander Semin	4
Eric Fehr	4
Tom Wilson	3
Lars Eller	3
Marcus Johansson	3
Tomas Fleischmann	3
Dale Hunter	3
Jaromir Jagr	3
Adam Oates	3

## OVERTIME RECORD BY OPPONENT

	GP	W	L	T	SOL	Pts		GP	W	L	T	SOL	Pts
Anaheim	10	7	2	1	0	16	Montreal	28	12	4	10	2	39
Arizona	17	3	4	8	2	20	Nashville	7	4	1	1	1	10
Boston	39	14	7	14	4	53	New Jersey	38	9	14	7	8	46
Buffalo	27	10	4	10	3	37	NY Islanders	41	22	9	8	2	63
Calgary	17	3	5	9	0	19	NY Rangers	31	13	5	9	3	43
Carolina	37	14	7	12	4	50	Ottawa	18	7	6	5	0	25
Chicago	12	3	3	5	1	13	Philadelphia	39	15	8	12	4	54
Colorado	7	0	2	5	0	6	Pittsburgh	37	9	13	9	5	41
Columbus	14	8	4	1	1	21	St. Louis	13	4	0	7	2	17
Dallas	15	6	2	6	1	19	San Jose	7	3	0	1	3	10
Detroit	22	9	5	5	3	30	Seattle	1	0	1	0	0	1
Edmonton	12	4	4	3	1	10	Tampa Bay	27	11	5	6	5	37
Florida	31	12	4	9	6	42	Toronto	19	6	2	6	5	25
Los Angeles	12	2	2	6	2	14	Vancouver	13	6	0	5	2	19
Minnesota	4	2	0	0	2	6	Vegas	2	0	2	0	0	2
							Winnipeg	26	12	6	5	3	38

# Shootout History

Date	Shootout Score	Rounds	Clinching Goal	Caps Goaltender	Site
3/29/23	NY Islanders 2 - Washington 1	3	Kyle Palmieri	Darcy Kuemper	Washington
3/15/23	Washington 2 - Buffalo 0	4	Evgeny Kuznetsov	Charlie Lindgren	Washington
3/9/23	New Jersey 1 - Washington 0	3	Timo Meier	Darcy Kuemper	Washington
11/26/22	Washington 2 - Pittsburgh 1	3	Nicklas Backstrom	Charlie Lindgren	Washington
11/17/22	St. Louis 2 - Washington 1	6	Pavel Buchnevich	Charlie Lindgren	St. Louis
10/31/22	Carolina 2 - Washington 1	7	Andrei Svechnikov	Darcy Kuemper	Carolina
4/24/22	Toronto 2 - Washington 1	3	Alexander Kerfoot	Vitek Vanecek	Washington
3/25/22	Washington 2 - Buffalo 1	3	Alex Ovechkin	Ilya Samsonov	Buffalo
3/18/22	Washington 2 - Carolina 0	3	Alex Ovechkin	Ilya Samsonov	Carolina
3/15/22	Washington 2 - NY Islanders 1	8	Anthony Mantha	Vitek Vanecek	Washington
1/8/22	Minnesota 2 - Washington 0	3	Kevin Fiala	Zach Fucale	Minnesota
12/11/21	Washington 3 - Buffalo 1	3	T.J. Oshie	Vitek Vanecek	Buffalo
12/6/21	Washington 3 - Anaheim 2	3	John Carlson	Ilya Samsonov	Washington
12/2/21	Chicago 1 - Washington 0	3	Patrick Kane	Vitek Vanecek	Washington
4/22/21	Washington 2 - NY Islanders 1	3	Evgeny Kuznetsov	Ilya Samsonov	New York
3/3/21	Washington 1 - Boston 0	3	Jakub Vrana	Vitek Vanecek	Boston
1/24/21	Buffalo 1 - Washington 0	3	Jack Eichel	Vitek Vanecek	Washington
1/22/21	Washington 1 - Buffalo 0	4	John Carlson	Vitek Vanecek	Washington
1/17/21	Pittsburgh 1 - Washington 0	4	Jake Guentzel	Ilya Samsonov	Pittsburgh
3/9/20	Buffalo 3 - Washington 2	7	Dominik Kahun	Braden Holtby	Buffalo
2/25/20	Washington 4 - Winnipeg 3	5	Alex Ovechkin	Braden Holtby	Washington
11/23/19	Vancouver 2 - Washington 1	7	Bo Horvat	Braden Holtby	Washington
11/16/19	Washington 3 - Boston 2	5	Jakub Vrana	Braden Holtby	Boston
11/13/19	Washington 2 - Philadelphia 1	2	Evgeny Kuznetsov	Braden Holtby	Philadelphia
11/11/19	Arizona 4 - Washington 3	2	Connor Garland	Ilya Samsonov	Washington
10/25/19	Washington 6 - Vancouver 5	3	Nicklas Backstrom	Ilya Samsonov	Vancouver
3/3/19	Washington 3 - NY Rangers 2	4	Alex Ovechkin	Braden Holtby	New York
12/15/18	Washington 2 - Buffalo 1	4	Alex Ovechkin	Phenix Copley	Washington
12/14/18	Washington 2 - Carolina 1	6	Jakub Vrana	Braden Holtby	Carolina
10/27/18	Washington 2 - Calgary 1	4	Nicklas Backstrom	Phenix Copley	Calgary
10/19/18	Florida 3 - Washington 2	4	Jonathan Huberdeau	Phenix Copley	Washington
12/28/17	Washington 1 - Boston 0	3	Alex Ovechkin	Braden Holtby	Washington
12/27/17	NY Rangers 2 - Washington 0	3	Mats Zuccarello	Philipp Grubauer	New York
11/12/17	Washington 1 - Edmonton 0	3	T.J. Oshie	Braden Holtby	Washington
10/15/17	Washington 2 - Ottawa 1	3	Evgeny Kuznetsov	Braden Holtby	Ottawa
3/23/17	Washington 2 - Columbus 1	3	T.J. Oshie	Braden Holtby	Washington
2/18/17	Detroit 3 - Washington 2	5	Henrik Zetterberg	Braden Holtby	Detroit
12/29/16	New Jersey 2 - Washington 1	3	Jacob Josefson	Braden Holtby	Washington
12/21/16	Philadelphia 3 - Washington 2	4	Wayne Simmonds	Braden Holtby	Philadelphia
12/16/16	Washington 2 - Carolina 3	2	Evgeny Kuznetsov	Philipp Grubauer	Carolina
12/13/16	Tampa Bay 2 - Washington 1	4	Brian Boyle	Braden Holtby	Tampa Bay
10/13/16	Pittsburgh 3 - Washington 2	2	Phil Kessel	Braden Holtby	Pittsburgh
3/30/16	Philadelphia 2 - Washington 1	2	Nick Cousins	Braden Holtby	Philadelphia
3/7/16	Washington 2 - Anaheim 1	2	Nicklas Backstrom	Braden Holtby	Anaheim
2/6/16	Washington 2 - New Jersey 1	3	Alex Ovechkin	Braden Holtby	New Jersey
12/8/15	Columbus 2 - Washington 1	3	Ryan Johansen	Braden Holtby	Columbus
12/7/15	Washington 2 - Detroit 0	2	T.J. Oshie	Braden Holtby	Washington
4/2/15	Washington 1 - Toronto 0	4	Alex Ovechkin	Braden Holtby	Montreal
4/16/15	Washington 1 - Buffalo 0	3	Troy Brouwer	Braden Holtby	Buffalo
3/23/15	Washington 1 - NY Islanders 0	3	Evgeny Kuznetsov	Braden Holtby	Washington
2/6/15	Washington 2 - Anaheim 1	3	Evgeny Kuznetsov	Philipp Grubauer	Washington
12/20/15	Edmonton 2 - Washington 1	4	Nicklas Backstrom	Braden Holtby	Edmonton
12/16/14	Florida 6 - Washington 5	20	Teddy Purcell	Braden Holtby	Florida
10/18/14	Washington 3 - Florida 1	3	Nicklas Backstrom	Justin Peters	Washington
10/14/14	San Jose 1 - Washington 0	3	Joe Pavelski	Justin Peters	Washington
10/9/14	Montreal 3 - Washington 0	3	Brendan Gallagher	Braden Holtby	Washington
4/13/14	Tampa Bay 1 - Washington 0	3	Matt Carle	Braden Holtby	Washington
4/5/14	Washington 1 - NY Islanders 0	3	Evgeny Kuznetsov	Braden Holtby	New York
3/30/14	Nashville 1 - Washington 0	3	Craig Smith	Jaroslav Halak	Nashville
3/25/14	Los Angeles 2 - Washington 0	3	Anze Kopitar	Jaroslav Halak	Washington
3/22/14	Washington 2 - San Jose 1	3	Nicklas Backstrom	Braden Holtby	San Jose
3/20/14	Los Angeles 2 - Washington 1	7	Marian Gaborik	Jaroslav Halak	Los Angeles
1/31/14	Detroit 1 - Washington 0	3	Patrick Eaves	Michal Neuvirth	Detroit
1/14/14	San Jose 1 - Washington 0	3	Patrick Marleau	Philipp Grubauer	Washington
1/12/14	Buffalo 1 - Washington 0	6	Cody Hodgson	Philipp Grubauer	Washington
12/29/13	Buffalo 1 - Washington 0	3	Steve Ott	Philipp Grubauer	Buffalo
12/15/13	Washington 2 - Philadelphia 1	3	Nicklas Backstrom	Philipp Grubauer	Washington
12/13/13	Florida 4 - Washington 3	10	Tomas Kopecky	Philipp Grubauer	Florida
12/10/13	Washington 3 - Tampa Bay 2	5	Troy Brouwer	Philipp Grubauer	Washington
11/29/13	Washington 3 - Montreal 2	4	Mikhail Grabovski	Braden Holtby	Washington
11/23/13	Toronto 2 - Washington 1	4	Jeffrey Lupul	Braden Holtby	Toronto
11/15/13	Washington 1 - Detroit 0	3	Nicklas Backstrom	Braden Holtby	Petroit
11/9/13	Phoenix 2 - Washington 0	2	Antoine Vermette	Michal Neuvirth	Phoenix
11/7/13	Washington 1 - Minnesota 0	3	Nicklas Backstrom	Braden Holtby	Washington
11/2/13	Washington 3 - Florida 1	3	Nicklas Backstrom	Michal Neuvirth	Washington
10/22/13	Washington 4 - Winnipeg 3	6	Brooks Laich	Michal Neuvirth	Winnipeg
10/13/13	Washington 2 - Calgary 0	2	Martin Erat	Michal Neuvirth	Washington
4/4/13	Washington 1 - NY Islanders 0	3	Mikhail Grabovski	Braden Holtby	Washington
3/30/13	Washington 2 - Buffalo 0	2	Alex Ovechkin	Braden Holtby	Buffalo
3/24/13	Washington 2 - NY Rangers 1	4	Matt Hendricks	Braden Holtby	NY Rangers
3/31/12	Washington 2 - Montreal 0	4	Nicklas Backstrom	Michal Neuvirth	Washington
3/29/12	Washington 3 - Boston 2	4	Brooks Laich	Michal Neuvirth	Boston
3/22/12	Philadelphia 2 - Washington 1	4	Wayne Simmonds	Braden Holtby	Philadelphia
3/12/12	Washington 2 - NY Islanders 1	4	Matt Hendricks	Michal Neuvirth	NY Islanders
2/9/12	Winnipeg 2 - Washington 1	3	Bryan Little	Tomáš Vokoun	Washington
12/23/11	New Jersey 2 - Washington 0	3	Ilya Kovalchuk	Michal Neuvirth	New Jersey
11/12/11	New Jersey 2 - Washington 1	4	David Clarkson	Michal Neuvirth	Washington
10/10/11	Washington 3 - Tampa Bay 0	3	Matt Hendricks	Tomáš Vokoun	Washington
4/5/11	Washington 3 - Boston 2	4	Mike Knuble	Michal Neuvirth	Toronto
3/29/11	Carolina 3 - Washington 2	3	Jeff Skinner	Semyon Varlamov	Washington
3/22/11	Washington 5 - Philadelphia 4	3	Alexander Semin	Michal Neuvirth	Philadelphia
3/7/11	Washington 2 - Tampa Bay 1	3	Alex Ovechkin	Braden Holtby	Tampa Bay
2/1/11	Montreal 3 - Washington 2	3	Brian Gionta	Semyon Varlamov	Washington
1/24/11	NY Rangers 2 - Washington 1	4	Artem Anisimov	Braden Holtby	Washington
12/23/10	Pittsburgh 3 - Washington 2	7	Pascal Dupuis	Michal Neuvirth	Washington
12/16/10	Toronto 5 - Washington 4	3	Mikhail Grabovski	Michal Neuvirth	Washington
11/28/10	Washington 3 - Carolina 2	3	Alex Ovechkin	Semyon Varlamov	Washington
11/20/10	Philadelphia 5 - Washington 4	3	Danny Briere	Michal Neuvirth	Washington
11/13/10	Washington 5 - Toronto 4	3	Alex Ovechkin	Michal Neuvirth	Washington
4/11/10	Boston 2 - Washington 0	3	David Krejci	Semyon Varlamov	Washington
3/25/10	Carolina 2 - Washington 1	5	Chad Larose	Semyon Varlamov	Carolina
3/24/10	Washington 3 - Chicago 2	4	Mike Knuble	Jose Theodore	Washington
3/8/10	Dallas 2 - Washington 1	5	Loui Eriksson	Semyon Varlamov	Washington
2/13/10	St. Louis 1 - Washington 0	4	David Perron	Jose Theodore	St. Louis
1/13/10	Washington 3 - Florida 2	6	Tomas Fleischmann	Jose Theodore	Florida
11/28/09	Washington 1 - Montreal 0	3	Nicklas Backstrom	Semyon Varlamov	Montreal
11/21/09	Toronto 2 - Washington 0	3	Phil Kessel	Semyon Varlamov	Toronto

# Shootout History

Date	Shootout Score	Rounds	Clinching Goal	Caps Goaltender	Site
11/11/09	Washington 2 - NY Islanders 1	11	Chris Clark	Semyon Varlamov	Washington
10/17/09	Washington 1 - Nashville 0	3	Alex Ovechkin	Semyon Varlamov	Washington
10/12/09	New Jersey 2 - Washington 1	3	Jamie Langenbrunner	Jose Theodore	Washington
3/24/09	Toronto 1 - Washington 0	3	Jeff Hamilton	Jose Theodore	Toronto
3/14/09	Washington 2 - Carolina 0	3	Alexander Semin	Jose Theodore	Washington
3/8/09	Pittsburgh 1 - Washington 0	3	Sidney Crosby	Jose Theodore	Washington
2/18/09	Washington 2 - Montreal 0	2	Alexander Semin	Jose Theodore	Washington
2/11/09	NY Rangers 2 - Washington 1	4	Ryan Callahan	Jose Theodore	NY Rangers
1/6/09	Washington 1 - Philadelphia 0	3	Viktor Kozlov	Jose Theodore	Washington
11/15/08	New Jersey 1 - Washington 0	3	Zach Parise	Jose Theodore	New Jersey
10/28/08	Washington 2 - Nashville 1	4	Michael Nylander	Jose Theodore	Washington
10/18/08	New Jersey 1 - Washington 0	3	Zach Parise	Brent Johnson	Washington
3/25/08	Washington 1 - Carolina 0	3	Viktor Kozlov	Cristobal Huet	Carolina
3/16/08	Washington 2 - Boston 0	3	Alexander Semin	Cristobal Huet	Washington
2/20/08	NY Islanders 1 - Washington 0	3	Mike Comrie	Olie Kolzig	Washington
2/13/08	Atlanta 2 - Washington 0	2	Eric Perrin	Olie Kolzig	Atlanta
1/21/08	Washington 2 - Pittsburgh 1	3	Alexander Semin	Olie Kolzig	Pittsburgh
1/17/08	Washington 1 - Edmonton 0	12	Matt Bradley	Olie Kolzig	Washington
12/17/07	Detroit 3 - Washington 1	3	Henrik Zetterberg	Olie Kolzig	Detroit
11/28/07	Florida 4 - Washington 3	11	Stephen Weiss	Olie Kolzig	Washington
3/15/07	Boston 2 - Washington 1	3	Phil Kessel	Olie Kolzig	Boston
3/1/07	Tampa Bay 1 - Washington 0	10	Nick Tarnasky	Brent Johnson	Washington
2/27/07	Florida 2 - Washington 0	3	Jozef Stumpel	Frederic Cassivi	Washington
2/21/07	San Jose 2 - Washington 1	3	Jonathan Cheechoo	Brent Johnson	Washington
2/15/07	Tampa Bay 1 - Washington 0	3	Martin St. Louis	Brent Johnson	Tampa Bay
2/6/07	Boston 2 - Washington 1	3	Phil Kessel	Olie Kolzig	Washington
2/4/07	Washington 1 - NY Islanders 0	3	Alexander Semin	Olie Kolzig	Washington
12/11/06	Pittsburgh 2 - Washington 1	3	Evgeni Malkin	Olie Kolzig	Washington
11/15/06	Boston 1 - Washington 0	3	Patrice Bergeron	Olie Kolzig	Washington
10/27/06	Vancouver 2 - Washington 0	3	Mats Naslund	Olie Kolzig	Vancouver
10/19/06	Atlanta 2 - Washington 0	2	Vyacheslav Kozlov	Brent Johnson	Atlanta
10/12/06	Minnesota 1 - Washington 0	3	Mikko Koivu	Brent Johnson	Minnesota
4/15/06	Washington 2 - Florida 1	4	Matt Pettinger	Brent Johnson	Florida
4/5/06	Carolina 1 - Washington 0	3	Matt Cullen	Brent Johnson	Washington
3/18/06	Florida 1 - Washington 0	3	Joe Nieuwendyk	Olie Kolzig	Washington
3/10/06	New Jersey 3 - Washington 2	5	Sergei Brylin	Olie Kolzig	Washington
1/19/06	Washington 2 - St. Louis 1	4	Matt Pettinger	Olie Kolzig	Washington
1/8/06	Florida 2 - Washington 1	3	Joe Nieuwendyk	Olie Kolzig	Washington
12/31/05	Washington 2 - Philadelphia 1	3	Brian Willsie	Olie Kolzig	Washington
12/22/05	Washington 1 - Atlanta 0	3	Alex Ovechkin	Brent Johnson	Atlanta
11/26/05	NY Rangers 4 - Washington 3	15	Marek Malik	Olie Kolzig	New York
11/23/05	Tampa Bay 2 - Washington 1	5	Vaclav Prospal	Olie Kolzig	Washington
11/15/05	Washington 1 - Tampa Bay 0	3	Alex Ovechkin	Brent Johnson	Washington
11/4/05	Washington 1 - Atlanta 0	3	Alex Ovechkin	Olie Kolzig	Washington
10/16/05	Washington 2 - Tampa Bay 1	3	Petr Sykora	Olie Kolzig	Washington

## INDIVIDUAL SHOOTOUT STATISTICS

Shooter	G/ATT	GDG	Shooter	G/ATT	GDG
Alex Ovechkin	37/117	16	Nate Schmidt	0/1	
Nicklas Backstrom	29/82	12	Matt Niskanen	0/1	
Evgeny Kuznetsov	26/59	7	Michael Latta	0/1	
T.J. Oshie	17/41	5	John Erskine	0/1	
Alexander Semin	15/43	6	Casey Wellman	0/1	
Matt Hendricks	8/13	4	Kris Beech	0/1	
Brooks Laich	7/19	2	Steve Eminger	0/1	
Eric Fehr	6/18		Sergei Fedorov	0/1	
Mikhail Grabovski	5/12	2	Jamie Heward	0/1	
Viktor Kozlov	4/11	2	Jiri Novotny	0/1	
Matt Pettinger	4/13	2	Tom Poti	0/1	
Jakub Vrana	3/6	3	David Steckel	0/1	
John Carlson	3/9	2	Brian Sutherby	0/1	
Troy Brouwer	3/9	2	Richard Zednik	0/1	
Brian Willsie	3/9	1	Dainius Zubrus	0/1	
Mike Knuble	2/4	2	Keith Aucoin	0/1	
Daniel Sprong	2/5		Justin Williams	0/1	
Brooks Orpik	1/1		Brett Connolly	0/1	
Bryan Muir	1/1		Conor Sheary	0/1	
Petr Sykora	1/1	1	Dylan Strome	0/2	
Anthony Mantha	1/3	1	Trevor van Riemsdyk	0/2	
Joel Ward	1/2		Ilya Kovalchuk	0/2	
Andrew Cassels	1/2		Lars Eller	0/2	
Dainius Zubrus	1/2		Jay Beagle	0/2	
Martin Erat	1/3	1	Jason Chimera	0/2	
Chris Clark	1/3		Donald Brashear	0/2	
Michael Nylander	1/4	1	Jeff Halpern	0/2	
Matt Bradley	1/5	1	Jakub Klepis	0/2	
Boyd Gordon	1/5		Mike Ribeiro	0/2	
Brendan Morrison	1/5		Brian Pothier	0/2	
Tomas Fleischmann	1/8	1	Dmitry Orlov	0/3	
Tom Wilson	0/1		Ben Clymer	0/3	
Richard Panik	0/1		Marcus Johansson	0/5	
Karl Alzner	0/1		Mathieu Perreault	0/4	
Andre Burakovsky	0/1		Mike Green	0/8	

## GOALTENDER SHOOTOUT STATISTICS

Goaltender	Record	GA/ATT
Braden Holtby	26-16	54/172 (68.6%)
Michal Neuvirth	8-7	17/51 (66.7%)
Olie Kolzig	7-13	34/92 (63.0%)
Jose Theodore	6-6	13/38 (65.8%)
Semyon Varlamov	4-6	12/41 (70.7%)
Brent Johnson	3-6	8/34 (76.5%)
Ilya Samsonov	5-2	8/23 (65.2%)
Vitek Vanecek	4-3	11/29 (62.1%)
Philipp Grubauer	4-5	15/36 (58.3%)
Pheonix Copley	2-1	5/12 (58.3%)
Cristobal Huet	2-0	0/5 (100.0%)
Charlie Lindgren	1-1	2/6 (75.0%)
Darcy Kuemper	1-3	6/12 (50.0%)
Justin Peters	1-1	2/4 (50.0%)
Tomas Vokoun	1-1	2/4 (50.0%)
Zach Fucale	0-1	2/3 (33.3%)
Frederic Cassivi	0-1	2/3 (33.3%)
Jaroslav Halak	0-3	5/8 (37.5%)

## SHOOTOUT RECORD BY YEAR

Year	W	L	G	ATT	PCT	GA	ATT	PCT
2022-23	2	4	7	21	33.3	8	21	60.0
2021-22	5	3	11	34	32.4	10	34	70.6
2020-21	3	2	4	16	25.0	3	16	81.3
2019-20	4	3	10	31	32.3	10	31	68.8
2018-19	4	1	11	22	50.0	8	22	63.6
2017-18	3	1	4	11	36.4	3	11	72.7
2016-17	2	5	8	24	33.3	11	24	54.2
2015-16	4	2	8	17	47.1	6	17	64.7
2014-15	5	4	16	47	34.0	14	47	69.6
2013-14	10	11	27	80	33.8	28	80	64.1
2012-13	3	0	5	9	55.6	1	9	88.9
2011-12	4	4	12	27	44.4	11	25	56.0
2010-11	5	6	11	36	30.6	12	36	66.7
2009-10	5	6	13	48	28.9	16	49	67.3
2008-09	4	5	8	28	28.6	7	24	70.8
2007-08	4	4	10	39	28.6	11	36	72.2
2006-07	1	11	5	40	12.5	18	40	57.9
2005-06	7	6	18	54	33.3	17	57	70.2
TOTAL	75	78	188	584	32.2	194	579	66.5

## SHOOTOUT RECORD BY OPPONENT

	GP	W	L
Anaheim	3	3	0
Arizona	2	0	2
Boston	10	6	4
Buffalo	11	7	4
Calgary	2	2	0
Carolina	10	7	3
Chicago	2	1	1
Columbus	2	1	1
Dallas	1	0	1
Detroit	5	2	3
Edmonton	3	2	1
Florida	11	4	7
Los Angeles	2	0	2
Minnesota	3	1	2
Montreal	7	5	2
Nashville	3	2	1
New Jersey	9	1	8
NY Islanders	10	8	2
NY Rangers	6	2	4
Ottawa	1	1	0
Philadelphia	9	5	4
Pittsburgh	7	2	5
San Jose	3	1	2
St. Louis	3	1	2
Seattle	0	0	0
Tampa Bay	11	5	6
Toronto	7	2	5
Vancouver	3	1	2
Winnipeg	6	4	2

# Penalty Shot History

**Capitals:** 23 Goals on 63 Chances (36.5%)

Player	Opponent	Date	Goaltender	Result
Marcus Johansson	@ Winnipeg	12/11/22	Connor Hellebuyck	Goal
Anthony Mantha	@ Anaheim	3/1/23	John Gibson	No Goal
Carl Hagelin	@ New Jersey	12/20/19	Mackenzie Blackwood	No Goal
Jakub Vrana	vs. NY Rangers	10/18/19	Henrik Lundqvist	No Goal
Jakub Vrana	@ Arizona	12/6/18	Adin Hill	No Goal
Evgeny Kuznetsov	vs. NY Rangers	3/28/18	Henrik Lundqvist	No Goal
Chandler Stephenson	vs. Minnesota	11/18/17	Alex Stalock	No Goal
Jay Beagle	@ San Jose	3/12/16	Martin Jones	No Goal
Alex Ovechkin	@ Columbus	1/19/16	Sergei Bobrovsky	No Goal
Alex Ovechkin	vs. Buffalo	3/7/15	Anders Lindback	No Goal
Alex Ovechkin	@ New Jersey	12/20/14	Cory Schneider	No Goal
Alex Ovechkin	vs. Carolina	1/2/14	Anton Khudobin	No Goal
Mikhail Grabovski	@ NY Rangers	12/8/13	Henrik Lundqvist	Goal
Alex Ovechkin	@ Vancouver	10/28/13	Roberto Luongo	No Goal
Marcus Johansson	@ Philadelphia	3/22/12	Ilya Bryzgalov	No Goal
Troy Brouwer	@ Montreal	2/4/12	Peter Budaj	No Goal
Alexander Semin	@ Montreal	2/4/12	Peter Budaj	Goal
Jason Chimera	@ Buffalo	11/26/11	Jhonas Enroth	Goal
Mike Knuble	@ Vancouver	10/29/11	Roberto Luongo	Goal
David Steckel	@ Calgary	10/30/10	Henrik Karlsson	Goal
Alex Ovechkin	vs. New Jersey	10/9/10	Martin Brodeur	Goal
Alex Ovechkin	vs. Philadelphia	1/17/10	Ray Emery	Goal
Alexander Semin	@ Vancouver	12/18/09	Roberto Luongo	No Goal
Alexandre Giroux	vs. Boston	12/10/08	Manny Fernandez	No Goal
Alex Ovechkin	@ Carolina	12/7/08	Michael Leighton	No Goal
Michael Nylander	vs. Vancouver	10/13/08	Roberto Luongo	Goal
Alex Ovechkin	@ Atlanta	10/10/08	Kari Lehtonen	No Goal
Alexander Semin	@ Pittsburgh	2/18/07	Jocelyn Thibault	No Goal
Alex Ovechkin	vs. Dallas	11/30/06	Mike Smith	No Goal
Alex Ovechkin	@ Colorado	10/25/06	Peter Budaj	No Goal
Matt Pettinger	@ Florida	4/15/06	Jamie McLellan	No Goal
Alex Ovechkin	@ Boston	1/26/06	Tim Thomas	No Goal
Matt Pettinger	vs. Tampa Bay	11/23/05	John Grahame	Goal
Dainius Zubrus	vs. Boston	12/11/03	Andrew Raycroft	Goal
Michael Nylander	@ NY Islanders	12/21/02	Rick DiPietro	No Goal
Joe Sacco	@ Toronto	11/6/01	Curtis Joseph	No Goal
Joe Sacco	@ Carolina	3/30/01	Arturs Irbe	Goal
Ulf Dahlen	vs. Toronto	4/1/00	Curtis Joseph	No Goal
Richard Zednik	vs. NY Rangers	11/11/99	Mike Richter	No Goal
Peter Bondra	vs. Los Angeles	1/29/99	Stephane Fiset	Goal
Adam Oates	vs. Toronto	11/18/98	Curtis Joseph	Goal
Peter Bondra	vs. Los Angeles	3/4/98	Stephane Fiset	No Goal
Ken Klee	@ NY Rangers	3/12/97	Mike Richter	No Goal
Peter Bondra	@ Anaheim	12/13/96	Mikhail Shtalenkov	No Goal
Keith Jones	Montreal	11/1/95	Patrick Labrecque	No Goal
Steve Konowalchuk	@ NY Rangers	3/5/95	Mike Richter	No Goal
Michal Pivonka	@ Hartford	1/21/95	Sean Burke	No Goal
Reggie Savage	Minnesota	11/18/92	Jon Casey	Goal
Dimitri Khristich	Minnesota	1/7/92	Darcy Wakaluk	Goal
Dale Hunter	@ Pittsburgh	12/6/89	Wendel Young	No Goal
Yvon Corrivau	New Jersey	1/19/88	Bob Sauve	No Goal
Mike Gartner	Philadelphia	4/4/87	Glenn Resch	Goal
Mike Gartner	@ Hartford	1/17/87	Mike Liut	Goal
Mike Gartner	@ NY Rangers	12/20/80	Wayne Thomas	Goal
Bengt Gustafsson	@ Los Angeles	2/12/80	Ron Grahame	No Goal
Rolf Edberg	NY Rangers	2/2/80	Doug Soetaert	Goal
Bengt Gustafsson	@ Minnesota	1/5/80	Gilles Meloche	No Goal
Guy Charron	Montreal	10/30/79	Denis Herron	No Goal
Blair Stewart	@ Montreal	4/7/79	Michel Larocque	No Goal
Hartland Monahan	NY Islanders	1/16/77	Glenn Resch	Goal
Nelson Pyatt	Toronto	3/9/75	Gord McRae	Goal
Steve Atkinson	@ Vancouver	2/1/75	Ken Lockett	Goal
Tom Williams	@ Buffalo	12/5/74	Gary Bromley	No Goal

## MOST CAREER PENALTY SHOT GOALS

Mike Gartner	3 (3 attempts)
<b>Alex Ovechkin</b>	<b>2 (12 attempts)</b>
18 players tied	1

## MOST CAREER PENALTY SHOT ATTEMPTS

<b>Alex Ovechkin</b>	<b>12 (2 goals)</b>
Mike Gartner	3 (3 goals)
Peter Bondra	3 (1 goal)
Alexander Semin	3 (1 goal)

**Opponent:** 22 Goals on 72 Chances (30.5%)

Player	Opponent	Date	Goaltender	Result
Taylor Hall	Buffalo	1/24/21	Vitek Vanecek	No Goal
Jared McCann	@ Pittsburgh	3/7/20	Braden Holtby	No Goal
Bo Horvat	Vancouver	2/5/19	Braden Holtby	No Goal
Richard Panik	@ Arizona	12/6/18	Phoenix Copley	No Goal
Tyler Seguin	Dallas	11/3/18	Braden Holtby	No Goal
Gabriel Landeskog	@ Colorado	11/16/17	Philipp Grubauer	Goal
Brendan Gallagher	Montreal	2/24/16	Philipp Grubauer	No Goal
Scott Hartnell	@ Columbus	3/3/15	Braden Holtby	No Goal
Michael Grabner	vs. NY Islanders	2/4/14	Michal Neuvirth	No Goal
Brad Marchand	vs. Boston	3/5/13	Braden Holtby	Goal
Steve Bernier	vs. New Jersey	2/23/13	Braden Holtby	No Goal
Lauri Korpikoski	vs. Phoenix	11/21/11	Tomas Vokoun	Goal
Chad LaRose	vs. Carolina	3/29/11	Semyon Varlamov	No Goal
Evgeni Malkin	vs. Pittsburgh	12/23/10	Michal Neuvirth	No Goal
Mattias Tedenby	@ New Jersey	11/22/10	Braden Holtby	Goal
Brandon Sutter	vs. Carolina	3/10/10	Jose Theodore	No Goal
David Krejci	at Boston	2/2/10	Jose Theodore	No Goal
Ryan Clowe	at San Jose	12/30/09	Michal Neuvirth	Goal
Joe Thornton	at San Jose	12/30/09	Michal Neuvirth	Goal
Jim Slater	at Atlanta	10/29/09	Semyon Varlamov	No Goal
Darroll Powe	vs. Philadelphia	10/27/09	Jose Theodore	No Goal
Eric Staal	vs. Carolina	3/3/09	Michal Neuvirth	Goal
David Booth	vs. Florida	3/1/09	Jose Theodore	No Goal
Adam Hall	vs. Tampa Bay	1/1/09	Brent Johnson	No Goal
Chris Drury	vs. NY Rangers	11/8/08	Brent Johnson	No Goal
Daniel Alfredsson	@ Ottawa	12/29/07	Olie Kolzig	Goal
Chad Larose	@ Carolina	11/30/07	Olie Kolzig	No Goal
J-P Vigier	vs. Atlanta	1/6/07	Olie Kolzig	No Goal
Karel Rachunek	@ NY Rangers	12/30/06	Olie Kolzig	Goal
Mats Sundin	@ Toronto	12/23/06	Olie Kolzig	Goal
Marco Sturm	@ Boston	11/18/06	Brent Johnson	No Goal
Ryan Malone	@ Pittsburgh	1/25/06	Olie Kolzig	Goal
Erik Cole	vs. Carolina	1/21/06	Olie Kolzig	Goal
Mike Sillinger	vs. St. Louis	1/19/06	Olie Kolzig	No Goal
Steve Sullivan	vs. Nashville	12/7/05	Olie Kolzig	No Goal
Brett Hull	vs. Detroit	12/13/03	Olie Kolzig	No Goal
Andrei Markov	@ Montreal	3/25/03	Olie Kolzig	No Goal
Steve Sullivan	@ Chicago	11/15/02	Olie Kolzig	No Goal
Chad Kilger	vs. Montreal	10/19/01	Olie Kolzig	No Goal
Sergei Nemchinov	vs. New Jersey	3/11/00	Olie Kolzig	No Goal
Viktor Kozlov	vs. Florida	2/23/00	Olie Kolzig	Goal
Robert Reichel	@ Phoenix	3/25/99	Rick Tabaracci	No Goal
Jay Pandolfo	vs. New Jersey	12/30/98	Rick Tabaracci	No Goal
Mariusz Czerkawski	vs. NY Islanders	12/4/98	Rick Tabaracci	No Goal
Todd Marchant	vs. Edmonton	1/26/97	Olie Kolzig	No Goal
Todd Elik	vs. Boston	11/19/96	Jim Carey	No Goal
Mike Hough	@ Florida	2/29/96	Olie Kolzig	No Goal
Jeff Friesen	@ San Jose	12/2/95	Jim Carey	Goal
Jaromir Jagr	@ Pittsburgh	1/26/93	Don Beaupre	No Goal
Eric Lindros	Philadelphia	12/26/92	Don Beaupre	Goal
Murray Craven	Hartford	3/24/92	Don Beaupre	Goal
Mario Lemieux	Pittsburgh	11/24/89	Bob Mason	Goal
Anders Carlsson	@ New Jersey	4/2/89	Don Beaupre	No Goal
Greg Paslawski	@ St. Louis	2/14/89	Clint Malarchuk	No Goal
Dale Hawerchuk	Winnipeg	12/17/88	Clint Malarchuk	No Goal
Brent Sutter	NY Islanders	12/26/86	Bob Mason	No Goal
Peter Sundstrom	NY Rangers	3/2/86	Al Jensen	Goal
Mats Naslund	@ Montreal	3/21/85	Pat Riggan	No Goal
Dave Hannan	Pittsburgh	10/14/83	Pat Riggan	Goal
Michel Goulet	@ Quebec	2/6/83	Pat Riggan	Goal
Wayne Gretzky	@ Edmonton	11/24/82	Pat Riggan	No Goal
Kent Nilsson	@ Calgary	1/8/81	Rollie Boutin	No Goal
Ron Sedlbaur	@ Vancouver	3/2/79	Gary Inness	No Goal
Jacques Lemaire	@ Montreal	11/2/78	Jim Bedard	No Goal
Pete Mahovich	@ Pittsburgh	1/21/78	Jim Bedard	No Goal
Blair Chapman	Pittsburgh	12/4/77	Jim Bedard	No Goal
Clark Gillies	NY Islanders	11/13/77	Bernie Wolfe	Goal
Ron Schock	Pittsburgh	11/30/76	Bernie Wolfe	No Goal
Don Luce	@ Buffalo	10/19/75	Ron Low	No Goal
Orest Kindrachuk	@ Philadelphia	11/9/74	Michel Belhumeur	Goal
Stan Mikita	@ Chicago	10/23/74	Michel Belhumeur	No Goal
Jim Pappin	@ Chicago	10/23/74	Michel Belhumeur	No Goal

## MOST PENALTY SHOTS

Olie Kolzig	11 (17 attempts)
Braden Holtby	5 (7 attempts)
Jose Theodore	4 (4 attempts)
Jim Bedard	3 (3 attempts)
Brent Johnson	3 (3 attempts)
Rick Tabaracci	3 (3 attempts)

## MOST PENALTY SHOTS FACED

Olie Kolzig	17 (6 GA)
Braden Holtby	7 (2 GA)
Michal Neuvirth	5 (3 GA)
Don Beaupre	4 (2 GA)
Pat Riggan	4 (2 GA)
Jose Theodore	4 (0 GA)

# Capitals' Firsts

## TEAM

Category	Date
Season	1974-75
Game	10/9/74
Game, Home	10/15/74
Victory, Home	10/17/74
Victory, Road	3/28/75
Loss, Home	10/20/74
Loss, Road	10/9/74
Tie, Home	10/15/74
Tie, Road	10/17/75
Tie, Scoreless	12/10/88
Overtime Game	10/8/83
Overtime Victory	11/4/83
Playoff Game	4/6/83
Playoff Victory	4/7/83
Sellout (18,130)	12/26/74
Stanley Cup Final Victory	5/30/18

## INDIVIDUAL

Category	Player
Goal	Jim Hryciuk
Goal, Home	Yvon Labre
Goal Against, Road	Greg Polis
Goal Against, Home	Dan Maloney
Winning Goal, Home	Jack Eggers
Winning Goal, Road	Nelson Pyatt
Overtime Goal	Bengt Gustafsson
Playoff Goal	Bob Gould
Power-Play Goal	Ron Anderson
Shorthanded Goal	Dave Kryskow
Two-Goal Game	Denis Dupre
Hat Trick	Ron Lalonde
Double Hat Trick	T. Tookey/D. Maruk
Assists, Road	G. Joly/D. Dupre
Assists, Home	D. Kryskow/B. Lesuk
Minor Penalty	Bill Mikkelsen
Major Penalty	Mike Bloom
Playoff Minor Penalty	Glenn Currie
Playoff Major Penalty	Bryan Erickson
Penalty Shot	Tom Williams
Shutout	Ron Low
Playoff Shutout	Bob Mason

## CAPITAL ONE ARENA – TEAM

Category	Date
Game (Win)	12/5/97
Loss, Home	12/18/97
Tie, Home	12/16/97
Tie, Scoreless	4/5/02
Overtime Game	12/5/97
Playoff Game	4/22/98
Sellout (19,740)	12/5/97
Playoff Sellout (19,740)	5/1/98

## CAPITAL ONE ARENA – INDIVIDUAL

Category	Player
Goal	Richard Zednik
Goal Against	Steve Washburn
Winning Goal	Jeff Toms
Overtime Goal	Jeff Toms
Playoff Goal	Brian Bellows
Playoff Goal Against	Dmitri Khristich
Power-Play Goal	Chris Simon
Power-Play Goal Against	Robert Svehla
Shorthanded Goal	Kelly Miller
Shorthanded Goal Against	Brian Rolston
Two-Goal Game	Calle Johansson
Hat Trick	Peter Bondra
Assists	Konowalchuk/Bulis
Assists Against	Laus/Warrener
Minor Penalty	Paul Laus
Major Penalty	Ken Klee
Penalty Shot	Peter Bondra
Penalty Shot Against	Mariusz Czerkawski
Shutout	Olie Kolzig
Shutout Against	John Vanbiesbrouck

## Opponent

at NY Rangers  
vs. Los Angeles Kings  
vs. Chicago  
at California  
vs. NY Islanders  
at NY Rangers  
vs. Los Angeles  
at California  
at Montreal  
vs. NY Islanders  
vs. Vancouver  
at NY Islanders  
at NY Islanders  
vs. Philadelphia  
at Vegas

## Date & Opponent

10/9/74 at NY Rangers  
10/15/74 vs. Los Angeles  
10/9/74 at NY Rangers  
10/15/74 vs. Los Angeles  
10/17/74 vs. Chicago  
3/28/75 at California  
11/4/82 vs. Vancouver  
4/6/83 at NY Islanders  
10/9/74 at NY Rangers  
12/19/74 at Los Angeles  
10/17/74 vs. Chicago  
3/30/75 vs. Detroit  
11/21/81 vs. Philadelphia  
10/9/74 at NY Rangers  
10/15/74 vs. Los Angeles  
10/9/74 at NY Rangers  
10/17/74 vs. Chicago  
4/6/83 at NY Islanders  
4/4/84 vs. Philadelphia  
12/5/74 at Buffalo  
2/16/75 vs. Kansas City  
4/11/87 at NY Islanders

## Opponent

vs. Florida  
vs. Florida  
vs. NY Islanders  
vs. Ottawa  
vs. Vancouver  
vs. Boston  
vs. Florida  
vs. Boston

## Date & Opponent

12/5/97 vs. Florida  
12/5/97 vs. Florida  
12/5/97 vs. Florida  
12/5/97 vs. Florida  
4/22/98 vs. Boston  
4/22/98 vs. Boston  
12/5/97 vs. Florida  
12/5/97 vs. Florida  
12/5/97 vs. Florida  
12/23/97 vs. New Jersey  
12/30/98 vs. New Jersey  
1/6/98 vs. Toronto  
1/8/98 vs. NY Rangers  
12/5/97 vs. Florida  
12/5/97 vs. Florida  
12/5/97 vs. Florida  
12/5/97 vs. Florida  
3/4/98 vs. Los Angeles  
12/4/98 vs. NY Islanders  
1/13/98 vs. Ottawa  
12/18/97 vs. Florida

## Result

8-67-5, 5th Norris  
NY Rangers, 6-3  
Tie, 1-1  
Washington, 4-3  
Washington, 5-3  
NY Islanders, 5-0  
NY Rangers, 6-3  
Tie, 1-1  
Tie, 3-3  
Tie, 0-0  
NY Islanders, 8-7  
Washington, 5-4  
NY Islanders, 5-2  
Washington, 4-2  
Philadelphia, 4-1  
Washington, 3-2

## Result

NY Rangers, 6-3  
Tie, 1-1  
NY Rangers, 6-3  
Tie, 1-1  
Washington, 4-3  
Washington, 5-3  
Washington, 5-4  
NY Islanders, 5-2  
NY Rangers, 6-3  
Los Angeles, 4-1  
Washington, 4-3  
Detroit, 8-5  
Washington, 10-4  
NY Rangers, 6-3  
Tie, 1-1  
Hooking  
Fighting  
Elbowing  
Fighting  
No Goal  
Washington, 3-0 Alex Ovechkin (2013-14)  
Alex Ovechkin (2012-13)  
Washington, 2-0 Alex Ovechkin (2008-09)  
Alex Ovechkin (2007-08)

## Result

Washington, 3-2 OT  
Florida, 4-0  
Tie, 1-1  
Tie, 0-0  
Washington, 3-2 OT  
Washington, 3-1  
Washington, 3-2 OT  
Boston, 4-0

## Result

Washington, 3-2 OT  
Washington, 3-2 OT  
Washington, 3-2 OT  
Washington, 3-2 OT  
Washington, 3-1  
Washington, 3-1  
Washington, 3-2 OT  
Washington, 3-2 OT  
Tie, 1-1  
New Jersey, 3-2  
Washington, 5-3  
Washington, 5-3  
Washington, 3-2 OT  
Washington, 3-2 OT  
Washington, 3-2 OT  
Washington, 3-2 OT  
No Goal  
No Goal  
Washington, 4-0  
Florida, 4-0

# Capitals NHL Award Winners



**HART TROPHY**  
NHL Most Valuable Player  
Alex Ovechkin (2012-13)  
Alex Ovechkin (2008-09)  
Alex Ovechkin (2007-08)



**CONN SMYTHE TROPHY**  
Playoff Most Valuable Player  
Alex Ovechkin (2017-18)



**ART ROSS TROPHY**  
Most Points  
Alex Ovechkin (2007-08)



**VEZINA TROPHY**  
Best Goaltender  
Braden Holtby (2015-16)  
Olie Kolzig (1999-00)  
Jim Carey (1995-96)



**JAMES NORRIS TROPHY**  
Best Defenseman  
Rod Langway (1982-83)  
Rod Langway (1983-84)



**WILLIAM JENNINGS TROPHY**  
Fewest Goals Against, Team  
Al Jensen/Pat Riggin (1983-84)  
Braden Holtby/Philipp Grubauer (2016-17)



**KING CLANCY MEMORIAL TROPHY**  
Leadership and Humanitarian Contribution  
Olie Kolzig (2005-06)



**CALDER MEMORIAL TROPHY**  
Rookie of the Year  
Alex Ovechkin (2005-06)



**TED LINDSAY AWARD**  
**LESTER B. PEARSON AWARD**  
NHLPA Most Valuable Player  
Alex Ovechkin (2009-10)  
Alex Ovechkin (2008-09)  
Alex Ovechkin (2007-08)



**MAURICE "ROCKET" RICHARD TROPHY**  
Most Goals  
Alex Ovechkin (2019-20) Alex Ovechkin (2013-14)  
Alex Ovechkin (2018-19) Alex Ovechkin (2012-13)  
Alex Ovechkin (2017-18) Alex Ovechkin (2008-09)  
Alex Ovechkin (2015-16) Alex Ovechkin (2007-08)  
Alex Ovechkin (2014-15)



**FRANK SELKE TROPHY**  
Best Defensive Forward  
Doug Jarvis (1983-84)



**JACK ADAMS AWARD**  
Coach of the Year  
Barry Trotz (2015-16)  
Bruce Boudreau (2007-08)  
Bryan Murray (1983-84)



**BILL MASTERTON TROPHY**  
Perseverance and Dedication to Hockey  
Jose Theodore (2009-10)

# Capitals NHL Award Winners

## CAPITALS NAMED TO NHL POSTSEASON ALL-STAR TEAMS

### FIRST TEAM

Year	Player	Pos.
2019-20	John Carlson	D
2018-19	Alex Ovechkin	LW
2015-16	Braden Holtby	G
2014-15	Alex Ovechkin	LW
2012-13	Alex Ovechkin	RW
2009-10	Mike Green	D
2009-10	Alex Ovechkin	LW
2008-09	Mike Green	D
2008-09	Alex Ovechkin	LW
2007-08	Alex Ovechkin	LW
2006-07	Alex Ovechkin	LW
2005-06	Alex Ovechkin	LW
1999-00	Olie Kolzig	G
1995-96	Jim Carey	G
1987-88	Scott Stevens	D
1983-84	Rod Langway	D
1982-83	Rod Langway	D

### SECOND TEAM

Year	Player	Pos.
2018-19	John Carlson	D
2016-17	Braden Holtby	G
2015-16	Alex Ovechkin	LW
2013-14	Alex Ovechkin	RW
2012-13	Alex Ovechkin	LW
2010-11	Alex Ovechkin	LW
2002-03	Sergei Gonchar	D
2001-02	Sergei Gonchar	D
1992-93	Al Iafrate	D
1986-87	Larry Murphy	D
1984-85	Rod Langway	D
1983-84	Pat Riggan	G

## CAPITALS NAMED TO NHL POSTSEASON ALL-ROOKIE TEAMS

Year	Player	Pos.
2010-11	John Carlson	D
2007-08	Nicklas Backstrom	F
2005-06	Alex Ovechkin	F
1994-95	Jim Carey	G
1982-83	Scott Stevens	D

## NHL PLAYER OF THE MONTH

Date	Player
Dec. 2022	Alex Ovechkin (1st star)
Oct. 2021	Alex Ovechkin (1st star)
Jan. 2020	Alex Ovechkin (1st star)
Oct. 2019	John Carlson (1st star)
Feb. 2017	Braden Holtby (3rd star)
Jan. 2017	Evgeny Kuznetsov (1st star)
Feb. 2016	Alex Ovechkin (2nd star)
Jan. 2016	Evgeny Kuznetsov (1st star)
Dec. 2015	Braden Holtby (2nd star)
Nov. 2015	Braden Holtby (2nd star)
Feb. 2015	Alex Ovechkin (3rd star)
Jan. 2015	Alex Ovechkin (1st star)
April 2013	Alex Ovechkin (1st star)
Jan. 2010	Alex Ovechkin (1st star)
Oct. 2009	Alex Ovechkin (2nd star)
Dec. 2008	Alex Ovechkin (3rd star)
Nov. 2008	Alex Ovechkin (1st star)
Oct. 2008	Alexander Semin (1st star)
March 2008	Alex Ovechkin (1st star)
Jan. 2008	Alex Ovechkin (1st star)
Jan. 2006	Alex Ovechkin
Nov. 2003	Robert Lang
Jan. 2000	Olie Kolzig
March 1996	Jim Carey
March 1995	Jim Carey
Jan. 1987	Mike Gartner

## NHL ROOKIE OF THE MONTH

Date	Player
Jan. 2021	Vitek Vanecek
Oct. 2010	Michal Neuvirth
Dec. 2007	Nicklas Backstrom
Jan. 2006	Alex Ovechkin
Dec. 2005	Alex Ovechkin
March 2000	Jeff Halpern
March 1995	Jim Carey
Nov. 1990	Peter Bondra
Dec. 1984	Bob Mason

## NHL FOUNDATION AWARD

Community Participation	Player
2000-01	Olie Kolzig

## NHL PLAYER OF THE WEEK

Date	Player	Date	Player
12/25/22	Alex Ovechkin (1st star)	2/2/09	Mike Green (3rd star)
12/18/22	Alex Ovechkin (1st star)	12/29/08	Alex Ovechkin (1st star)
12/11/22	Charlie Lindgren (1st star)	11/17/08	Nicklas Backstrom (1st star)
4/10/22	John Carlson (2nd star)	11/17/08	Alex Ovechkin (2nd star)
11/28/21	Alex Ovechkin (1st star)	11/10/08	Brent Johnson (3rd star)
11/21/21	Ilya Samsonov (2nd star)	4/6/08	Cristobal Huet (3rd star)
11/14/21	Alex Ovechkin (1st star)	3/23/08	Alex Ovechkin (1st star)
10/17/21	Alex Ovechkin (1st star)	3/9/08	Alex Ovechkin (1st star)
1/20/21	Alex Ovechkin (1st star)	1/27/08	Alex Ovechkin (2nd star)
12/9/20	John Carlson (1st star)	12/30/08	Alex Ovechkin (1st star)
11/4/20	Jakub Vrana (2nd star)	10/28/07	Alex Ovechkin (3rd star)
10/21/19	John Carlson (2nd star)	12/11/06	Alex Ovechkin (3rd star)
12/17/18	Alex Ovechkin (1st star)	1/22/06	Alex Ovechkin
11/27/17	Alex Ovechkin (3rd star)	1/1/06	Alex Ovechkin
11/13/17	Braden Holtby (3rd star)	4/4/04	Jeff Halpern
10/16/17	Nicklas Backstrom (3rd star)	2/22/04	Olie Kolzig
10/9/17	Alex Ovechkin (1st star)	12/22/03	Robert Lang
4/3/17	Marcus Johansson (2nd star)	11/17/03	Robert Lang
1/23/17	T.J. Oshie (3rd star)	12/24/00	Adam Oates
1/16/17	Nicklas Backstrom (1st star)	12/17/00	Olie Kolzig
1/9/17	Braden Holtby (3rd star)	1/24/00	Sergei Gonchar
11/21/16	Nicklas Backstrom (3rd star)	2/28/00	Olie Kolzig
4/11/16	Alex Ovechkin (3rd star)	2/7/99	Peter Bondra
1/11/16	Alex Ovechkin (1st star)	4/19/98	Olie Kolzig
12/21/15	T.J. Oshie (2nd star)	4/5/98	Peter Bondra
11/30/15	Braden Holtby (2nd star)	3/23/98	Olie Kolzig
10/26/15	Evgeny Kuznetsov (1st star)	11/24/96	Peter Bondra
1/4/15	Alex Ovechkin (2nd star)	3/3/96	Jim Carey
12/16/13	Alex Ovechkin (1st star)	12/31/95	Jim Carey
11/4/13	Jason Chimera (3rd star)	3/15/95	Jim Carey
10/7/13	Alex Ovechkin (1st star)	11/5/89	Don Beaupre
4/8/13	Alex Ovechkin (1st star)	3/19/89	Dino Ciccarelli
3/25/13	Alex Ovechkin (1st star)	3/12/89	Geoff Courttnall
3/26/12	Alex Ovechkin (3rd star)	1/8/89	Pete Peeters
1/2/12	Alex Ovechkin (2nd star)	2/21/88	Clint Malarchuk
12/12/11	John Carlson (3rd star)	2/14/88	Pete Peeters
11/7/11	Nicklas Backstrom (3rd star)	1/24/88	Pete Peeters
10/24/11	Tomas Vokoun (3rd star)	1/3/87	Clint Malarchuk
3/14/11	Braden Holtby (1st star)	1/21/85	Craig Laughlin
1/3/11	Semyon Varlamov (1st star)	3/12/84	Pat Riggan
11/15/10	Alexander Semin (3rd star)	2/6/84	Pat Riggan
4/12/10	Nicklas Backstrom (3rd star)	1/30/84	Pat Riggan
2/8/10	Alex Ovechkin (1st star)	10/31/83	Al Jensen
2/8/10	Nicklas Backstrom (3rd star)	12/20/82	Al Jensen
2/1/10	Nicklas Backstrom (3rd star)	11/23/81	Dennis Maruk
1/18/10	Alex Ovechkin (1st star)	11/17/80	Dennis Maruk
12/7/09	Nicklas Backstrom (1st star)	10/20/80	Mike Gartner
10/19/09	Alex Ovechkin (3rd star)		
10/5/09	Alex Ovechkin (1st star)		
2/9/09	Mike Green (3rd star)		

\* Player of the Week and Player of the Month were first awarded in the 1980-81 season; Player of the Week and Player of the Month renamed Three Stars beginning in 2006-07 season

\* Rookie of the Month was first awarded in the 1983-84 season

# Capitals Honors

## CAPITALS PROSPECTS IN THE WORLD JUNIOR CHAMPIONSHIP

Since 2004

**2023 World Junior Championship (Halifax & Moncton, Canada)**  
Ryan Chesley (United States - Bronze)

**2022 World Junior Championship (Edmonton, Canada)**  
Oskar Magnusson (Sweden)  
Haakon Hanelt (Germany)

**2022 World Junior Championship (Edmonton & Red Deer, Canada)**  
(December tournament cancelled due to COVID-19)  
Oskar Magnusson (Sweden)  
Martin Has (Czech Republic)

**2020 World Junior Championship (Ostrava & Trinec, Czech Republic)**  
Connor McMichael (Canada - Gold)  
Martin Has (Czech Republic)

**2019 World Junior Championship (Vancouver)**  
Alexander Alexeyev (Russia - Bronze)  
Martin Fehervary (Slovakia)  
Tobias Geisser (Switzerland)

**2018 World Junior Championship (Buffalo)**  
Tobias Geisser (Switzerland)  
Axel Jonsson-Fjallby (Sweden - Silver)

**2017 World Junior Championship (Helsinki, Finland)**  
Ilya Samsonov (Russia - Bronze)  
Jonas Siegenthaler (Switzerland)  
Damien Riat (Switzerland)

**2016 World Junior Championship (Helsinki, Finland)**  
Ilya Samsonov (Russia - Silver)  
Jonas Siegenthaler (Switzerland)  
Vitek Vanecek (Czech Republic)

**2015 World Junior Championship (Toronto/Montreal)**  
Madison Bowey (Canada - Gold)  
Vitek Vanecek (Czech Republic)  
Jakub Vrana (Czech Republic)

**2014 World Junior Championship (Malmo, Sweden)**  
Riley Barber (United States)  
Andre Burakovsky (Sweden - Silver)  
Connor Carrick (United States)  
Thomas Di Pauli (United States)  
Christian Djoos (Sweden - Silver)

**2013 World Junior Championship (Ufa, Russia)**  
Riley Barber (United States - Gold)  
Filip Forsberg (Sweden - Silver)  
Christian Djoos (Sweden - Silver)

**2012 World Junior Championship (Alberta, Canada)**  
Filip Forsberg (Sweden - Gold)  
Evgeny Kuznetsov (Russia - Silver)  
Sergey Kostenko (Russia - Silver)

**2011 World Junior Championship (Buffalo, N.Y.)**  
Evgeny Kuznetsov (Russia - Gold)  
Dmitry Orlov (Russia - Gold)  
Cody Eakin (Canada - Silver)  
Patrick Wey (United States - Bronze)  
Philipp Grubauer (Germany)

**2010 World Junior Championship (Saskatchewan, Canada)**  
John Carlson (United States - Gold)  
Stefan Della Rovere (Canada - Silver)  
Marcus Johansson (Sweden - Bronze)

**2009 World Junior Championship (Ottawa)**  
Stefan Della Rovere (Canada - Gold)  
Dmitry Kugryshev (Russia)

**2008 World Junior Championship (Czech Republic)**  
Karl Alzner (Canada - Gold)  
Josh Godfrey (Canada - Gold)  
Michal Neuvirth (Czech Republic)  
Dmitry Kugryshev (Russia - Bronze)

**2007 World Junior Championship (Sweden)**  
Karl Alzner (Canada - Gold)  
Oskar Osala (Finland)  
Semyon Varlamov (Russia - Silver)  
Nicklas Backstrom (Sweden)

**2006 World Junior Championship (Canada)**  
Nicklas Backstrom (Sweden)  
Chris Bourque (United States)  
Sasha Pokulok (Canada - Gold)  
Semyon Varlamov (Russia - Silver)

**2005 World Junior Championship (United States)**  
Chris Bourque (United States)  
Oscar Hedman (Sweden)  
Alex Ovechkin (Russia - Silver)  
Michail Yunkov (Russia - Silver)

**2004 World Junior Championship (Finland)**  
Tomas Fleischmann (Czech Republic)  
Peter Guggisberg (Switzerland)  
Sami Lepisto (Finland - Bronze)  
Alex Ovechkin (Russia)  
Alexander Semin (Russia)  
Steve Werner (United States - Gold)

## CAPITALS IN THE WINTER OLYMPIC GAMES

**2014 Winter Olympics (Sochi, Russia)**

Nicklas Backstrom (Sweden - Silver)  
John Carlson (United States)  
Martin Erat (Czech Republic)  
Marcus Johansson (Sweden - Silver)  
Alex Ovechkin (Russia)

**2010 Winter Olympics (Vancouver, British Columbia)**

Nicklas Backstrom (Sweden)  
Tomas Fleischmann (Czech Republic)  
Alex Ovechkin (Russia)  
Alexander Semin (Russia)  
Semyon Varlamov (Russia)

**2006 Winter Olympics (Torino, Italy)**

Olie Kolzig (Germany)  
Ivan Majesky (Slovakia)  
Alex Ovechkin (Russia)

**2002 Winter Olympics (Salt Lake City, Utah)**

Ulf Dahlen (Sweden)  
Sergei Gonchar (Russia - Bronze)  
Jaromir Jagr (Czech Republic)  
Dimitri Khristich (Ukraine)  
Andrei Nikolishin (Russia - Bronze)

**1998 Winter Olympics (Nagano, Japan)**

Peter Bondra (Slovakia)  
Sergei Gonchar (Russia - Silver)  
Calle Johansson (Sweden)  
Olie Kolzig (Germany)  
Ron Wilson (Head Coach, United States)  
Richard Zednik (Slovakia)

## CAPITALS IN THE WORLD CUP OF HOCKEY

**2016 World Cup of Hockey (Toronto)**

Nicklas Backstrom (Sweden)  
John Carlson (United States)  
Philipp Grubauer (Europe)  
Braden Holtby (Canada)  
Evgeny Kuznetsov (Russia)  
Matt Niskanen (United States)  
Dmitry Orlov (Russia)  
T.J. Oshie (United States)  
Alex Ovechkin (Russia)  
Barry Trotz (Assistant Coach, Canada)

**2004 World Cup of Hockey**

Jeff Halpern (United States)  
Olie Kolzig (Germany)  
Rastislav Stana (Slovakia)  
Dainius Zubrus (Russia)

**1996 World Cup of Hockey**

Peter Bondra (Slovakia)  
Jim Carey (United States - Gold)  
Sylvain Cote (Canada - Silver)  
Sergei Gonchar (Russia)  
Calle Johansson (Sweden)  
Olie Kolzig (Germany)  
Steve Konowalchuk (United States - Gold)  
Stefan Ustorf (Germany)  
Richard Zednik (Slovakia)

## CAPITALS IN THE CANADA CUP

**1991 Canada Cup**

Kevin Hatcher (United States)  
Calle Johansson (Sweden)  
Michal Pivonka (Czechoslovakia)

**1987 Canada Cup**

Mike Gartner (Canada)  
Kevin Hatcher (United States)  
Rod Langway (United States)  
Bob Mason (United States)  
Kelly Miller (United States)  
Larry Murphy (Canada)

**1984 Canada Cup**

Peter Andersson (Sweden)  
Bobby Carpenter (United States)  
Dave Christian (United States)  
Bryan Erickson (United States)  
Mike Gartner (Canada)  
Bengt-Ake Gustafsson (Sweden)  
Rod Langway (United States)

# Capitals Honors

## CAPITALS IN THE HOCKEY HALL OF FAME

Player	Year Inducted
Mike Gartner	2001
Rod Langway	2002
Larry Murphy	2004
Scott Stevens	2007
Dave Fay	2007 (Washington Times beat writer; Elmer Ferguson Memorial Award)
Dino Ciccarelli	2010
Ron Weber	2010 (Radio voice; Foster Hewitt Memorial Award)
Adam Oates	2012
Sergei Fedorov	2015
Phil Housley	2015

## CAPITALS IN THE U.S. HOCKEY HALL OF FAME

Player	Year Inducted
Thomas Williams	1981
Robert Paradise	1989
Craig Patrick	1996
Rod Langway	1999
Dave Christian	2001
Warren Strelow	2003
Phil Housley	2004
Bobby Carpenter	2007
Kevin Hatcher	2010 (additionally apart of 1996 World Cup of Hockey Team, inducted in 2016)
Dick Patrick	2012 (Lester Patrick Trophy recipient)
Jim Carey	2016 (1996 World Cup of Hockey Team)
Steve Konowalchuk	2016 (1996 World Cup of Hockey Team)
Shawn Chambers	2016 (1996 World Cup of Hockey Team)
Keith Allain	2016 (1996 World Cup of Hockey Team)
Ron Wilson	2017 (additionally apart of 1996 World Cup of Hockey Team, inducted in 2016)
David Poile	2018

## NHL STATISTICAL LEADERS

Year	Player	Category (Total)
2019-20	Alex Ovechkin	Goals (48)
2018-19	Alex Ovechkin	Goals (51)
2017-18	Alex Ovechkin	Goals (49)
2017-18	Alex Ovechkin	Shots (355)
2016-17	Braden Holtby*	Wins (42)
2016-17	Braden Holtby	Shutouts (9)
2016-17	Alex Ovechkin*	Power-play goals (17)
2016-17	Nicklas Backstrom	Power-play points (35)
2015-16	Braden Holtby**	Wins (48)
2015-16	Alex Ovechkin	Goals (50)
2015-16	Alex Ovechkin	Power-play goals (19)
2015-16	Alex Ovechkin	Shots (398)
2015-16	Nicklas Backstrom	Power-play assists (27)
2014-15	Alex Ovechkin	Goals (53)
2014-15	Nicklas Backstrom	Assists (60)
2014-15	Alex Ovechkin	Shots (395)
2014-15	Alex Ovechkin	Power-play goals (25)
2014-15	Alex Ovechkin	Game-winning goals (11)
2014-15	Nicklas Backstrom	Power-play assists (30)
2013-14	Alex Ovechkin	Goals (51)
2013-14	Alex Ovechkin	Power-Play Goals (24)
2013-14	Alex Ovechkin	Shots (386)
2013-14	Nicklas Backstrom	Power-Play Points (44)
2012-13	Alex Ovechkin	Goals (32)
2012-13	Alex Ovechkin	Power-Play Goals (16)
2012-13	Alex Ovechkin	Shots (220)
2010-11	Alex Ovechkin*	Game-Winning Goals (11)
2010-11	Alex Ovechkin	Shots (367)
2009-10	Alex Ovechkin	Shots (368)
2009-10	Jeff Schultz	Plus/Minus (+50)
2008-09	Alex Ovechkin	Goals (56)
2008-09	Alex Ovechkin	Shots (528)
2007-08	Alex Ovechkin	Points (112)
2007-08	Alex Ovechkin	Goals (65)
2007-08	Alex Ovechkin	Power-Play Goals (22)
2007-08	Alex Ovechkin	Game-Winning Goals (11)
2007-08	Alex Ovechkin	Shots (446)
2006-07	Alex Ovechkin	Shots (392)
2005-06	Alex Ovechkin	Shots (425)
2001-02	Peter Bondra	Power-Play Goals (17)
2000-01	Peter Bondra	Power-Play Goals (22)
2000-01	Adam Oates	Assists (69)
1999-00	Olie Kolzig	Saves (1,794)
1999-00	Olie Kolzig	Minutes (4,371)



Alex Ovechkin has led the NHL in goals in nine of his 18 NHL seasons, an NHL record.

# All-Star History

## CAPITALS ALL-STAR GAME LEADERBOARD

Goals	Assists
1. Alex Ovechkin.....8	1. Alex Ovechkin.....10
2. Mike Gartner.....2	2. Peter Bondra.....4
Evgeny Kuznetsov.....2	3. Sergei Gonchar.....3
3. John Carlson.....1	Kevin Hatcher.....3
T.J. Oshie.....1	Jaromir Jagr.....3
Tom Wilson.....1	
Peter Bondra.....1	
Mike Ridley.....1	
Randy Burridge.....1	

Points
1. Alex Ovechkin.....18
2. Peter Bondra.....5
3. Evgeny Kuznetsov.....3
Sergei Gonchar.....3
Kevin Hatcher.....3
Jaromir Jagr.....3

Appearances
1. Alex Ovechkin.....8
Peter Bondra.....5
Rod Langway.....5
4. Braden Holtby.....5
Mike Gartner.....4
5. Sergei Gonchar.....3
Kevin Hatcher.....3

Selections
1. Alex Ovechkin.....13
2. Braden Holtby.....5
Peter Bondra.....5
Rod Langway.....5
5. Mike Gartner.....4
6. Sergei Gonchar.....3
Kevin Hatcher.....3

## CAPITALS SKATERS SELECTED TO THE NHL ALL-STAR GAME

Year	Player	Position	GP	G	A	Pts	PIM
2022-23	Alex Ovechkin	Left Wing	1	1	2	3	0
2021-22	Evgeny Kuznetsov	Center	2	1	1	2	0
	Tom Wilson	Right Wing	2	1	0	1	0
2019-20	Alex Ovechkin	Left Wing	Did Not Play				
	T.J. Oshie	Right Wing	1	1	1	2	0
	John Carlson	Defense	1	1	0	1	0
2018-19	Alex Ovechkin	Left Wing	Did Not Play				
	John Carlson	Defense	1	0	1	1	0
2017-18	Alex Ovechkin	Left Wing	1	1	1	2	0
2016-17	Alex Ovechkin	Left Wing	1	1	0	1	0
2015-16	Nicklas Backstrom	Center	1	0	0	0	0
	Evgeny Kuznetsov	Center	1	1	0	1	0
	Alex Ovechkin (2)	Left Wing	Did Not Play				
2014-15	Alex Ovechkin	Left Wing	1	0	3	3	0
2011-12	Alex Ovechkin	Left Wing	Did Not Play				
	Dennis Wideman	Defense	1	0	1	1	0
2010-11	Alex Ovechkin	Left Wing	1	1	1	2	0
	Mike Green	Defense	1	0	2	2	0
2008-09	Alex Ovechkin	Left Wing	1	1	2	3	0
2007-08	Alex Ovechkin	Left Wing	1	2	0	2	0
2006-07	Alex Ovechkin (2)	Left Wing	1	1	0	1	0
2003-04	Robert Lang	Center	1	0	1	1	0
2002-03	Sergei Gonchar	Defense	1	0	0	0	0
	Jaromir Jagr	Right Wing	1	0	3	3	0
2001-02	Sergei Gonchar	Defense	1	0	1	1	0
	Jaromir Jagr	Right Wing	1	0	0	0	0
2000-01	Sergei Gonchar	Defense	1	0	2	2	0
1998-99	Peter Bondra	Right Wing	1	0	0	0	0
1997-98	Peter Bondra	Right Wing	1	0	1	1	0
1996-97	Peter Bondra	Right Wing	1	0	2	2	0
	Dale Hunter	Center	1	0	0	0	0
1995-96	Peter Bondra	Right Wing	1	0	0	0	0
1993-94	Al Iafate	Defense	1	0	0	0	0
1992-93	Peter Bondra	Right Wing	1	1	1	2	0
	Al Iafate	Defense	1	0	0	0	0
1991-92	Randy Burridge	Left Wing	1	1	0	1	0
	Kevin Hatcher	Defense	1	0	1	1	0
1990-91	Kevin Hatcher	Defense	1	0	1	1	0
1989-90	Kevin Hatcher	Defense	1	0	1	1	0
1988-89	Mike Ridley	Center	1	1	1	2	0
	Scott Stevens	Defense	1	0	1	1	0
1987-88	Mike Gartner	Right Wing	1	1	0	1	0
1986-87	Rod Langway (4)	Defense	2	0	0	0	0
1985-86	Mike Gartner	Right Wing	1	0	0	0	2
	Rod Langway (2)	Defense	1	0	0	0	0
1984-85	Bob Carpenter (1)	Center	1	0	0	0	0
	Mike Gartner	Right Wing	1	1	0	1	0
	Rod Langway (1)	Defense	1	0	1	1	0
	Scott Stevens (1)	Defense	1	0	0	0	0
1983-84	Rod Langway (1)	Defense	1	0	0	0	0
1982-83	Rod Langway (1)	Defense	1	0	0	0	0
1981-82	Dennis Maruk	Center	1	0	1	1	0
1980-81	Mike Gartner (1)	Right Wing	1	0	0	0	0
1979-80	Robert Picard	Defense	1	0	0	0	0
1978-79	Robert Picard (3)	Defense	Did Not Play				
1977-78	Bob Sirois	Right Wing	1	0	0	0	0
1976-77	Guy Charron	Center	1	0	0	0	0
1975-76	Bill Clement	Center	1	0	0	0	0
1974-75	Denis Dupere	Left Wing	1	0	1	1	0



Evgeny Kuznetsov and Tom Wilson following the Metropolitan Division's tournament win in Vegas in 2022. This marked Wilson's first career All-Star Game appearance.



Alex Ovechkin scored a goal and added two assists at the 2009 All-Star Game in Montreal



T.J. Oshie made his first All-Star Game appearance in St. Louis in 2020, while John Carlson made his second and Braden Holtby made his fifth.

## CAPITALS GOALTENDERS SELECTED TO THE NHL ALL-STAR GAME

Year	Player	MIN	GA	Saves
2019-20	Braden Holtby	10	4	5
2018-19	Braden Holtby	20	7	23
2017-18	Braden Holtby	8	5	5
2016-17	Braden Holtby	20	3	17
2015-16	Braden Holtby	10	2	8
1999-00	Olie Kolzig	20	0	8
1997-98	Olie Kolzig	20	3	14
1991-92	Don Beaupre	20	6	6
1983-84	Al Jensen (1)	Injured-DNP		

## CAPITALS SELECTED TO THE NHL YOUNGSTARS GAME

Year	Player	Pos.
2008-09	Nicklas Backstrom*	C
2007-08	Nicklas Backstrom	C
2006-07	Mike Green	D
2002-03	Brian Sutherby	C

\* Selected but did not participate

1—Selected to the starting lineup by Professional Hockey Writers Association; 2—Selected to the starting lineup by fan ballot; 3—Selected to NHL Team for Challenge '79 vs. USSR; 4—Played in Rendez-Vous '87 vs. USSR

\* No All-Star Game was played in 1994-95, 2004-05, 2005-06, 2009-10, 2012-13, 2013-14 or 2020-21



# Record Book

## TEAM RECORDS – SEASON

<b>MOST POINTS</b>	
121	2009-10 (54-15-13)
120	2015-16 (56-18-8)
118	2016-17 (55-19-8)
At Home	
66	2016-17 (32-7-2)
	2009-10 (30-5-6)
62	2015-16 (29-8-4)
	1999-00 (26-5-8-2)
	1985-86 (30-8-2)
On Road	
58	2015-16 (27-10-4)
56	2021-22 (25-10-6)
55	2009-10 (24-10-7)
<b>FEWEST POINTS</b>	
21	1974-75 (8-67-5)
32	1975-76 (11-59-10)
48	1977-78 (17-49-14)
At Home	
19	1974-75 (7-28-5)
20	1975-76 (6-26-8)
27	1977-78 (10-23-7)
On Road	
2	1974-75 (1-39-0)
12	1975-76 (5-33-2)
19	*1994-95 (7-12-5)
<b>MOST WINS</b>	
56	2015-16 (56-18-8)
55	2016-17 (55-19-8)
54	2009-10 (54-15-13)
At Home	
32	2016-17 (32-7-2)
30	1985-86 (30-8-2)
	2009-10 (30-5-6)
On Road	
27	2015-16 (27-10-4)
25	2021-22 (25-10-6)
24	Twice; most recent 2018-19 (24-15-2)
<b>FEWEST WINS</b>	
8	1974-75 (8-67-5)
11	1975-76 (11-59-10)
17	1977-78 (17-49-14)
At Home	
6	1975-76 (6-26-8)
7	1974-75 (7-28-5)
10	1977-78 (10-23-7)
On Road	
1	1974-75 (1-39-0)
5	1975-76 (5-33-2)
7	Four times; most recent *1994-95 (7-12-5)
<b>FEWEST LOSSES</b>	
15	2009-10 (54-15-13)
18	2015-16 (56-18-8)
	*1994-95 (22-18-8)
	*2012-13 (27-18-3)
At Home	
5	2009-10 (30-5-6)
	1999-00 (26-5-8-2)
6	*1994-95 (15-6-3)
On Road	
10	2021-22 (25-10-6)
	*2019-20 (23-10-3)
	2015-16 (27-10-4)
	2009-10 (24-10-7)
	*2012-13 (12-10-2)
12	2016-17 (23-12-6)
12	*1994-95 (7-12-5)

<b>MOST LOSSES</b>	
67	1974-75 (8-67-5)
59	1975-76 (11-59-10)
49	1977-78 (17-49-14)
At Home	
28	1974-75 (7-28-5)
26	1975-76 (6-26-8)
23	Twice; most recent 1998-99 (16-23-2)
On Road	
39	1974-75 (1-39-0)
33	1975-76 (5-33-2)
27	1976-77 (7-27-6)
<b>MOST TIES</b>	
18	1980-81 (26-36-18)
16	1982-83 (39-25-16)
15	1978-79 (24-41-15)
At Home	
9	1993-94 (17-16-9)
8	Four times; most recent 1999-00 (26-5-8-2)
On Road	
11	1980-81 (10-19-11)
10	1982-83 (17-13-10)
9	1978-79 (9-22-9)
Since 1983-84 (OT established)	
12	1999-00 (44-24-12-2)
	1997-98 (40-30-12)
<b>FEWEST TIES</b>	
5	1983-84 (48-27-5)
	1974-75 (8-67-5)
	Twice; most recent 1998-99 (31-45-6)
At Home	
2	2002-03 (24-13-2-2)
	1998-99 (16-23-2)
	1985-86 (30-8-2)
	1984-85 (27-11-2)
On Road	
0	1974-75 (1-39-0)
1	1993-94 (22-19-1)
	1992-93 (22-19-1)
<b>MOST OVERTIME GAMES</b>	
28	2013-14 (14-3-11)
25	2010-11 (14-5-6)
24	2009-10 (11-7-6)
At Home	
17	2010-11 (9-2-6)
15	2013-14 (8-3-4)
13	2009-10 (7-3-3)
	1999-00 (3-2-8)
On Road	
13	2013-14 (6-0-7)
12	2002-03 (2-4-6)
	2015-16 (8-2-2)
<b>FEWEST OVERTIME GAMES</b>	
9	*1994-95 (0-1-8)
	1989-90 (2-1-6)
	1983-84 (1-3-5)
At Home	
3	1984-85 (1-0-2)
4	Three times; most recent *1994-95 (0-1-3)
On Road	
3	1992-93 (1-1-1)
	1983-84 (0-1-2)
4	1993-94 (2-1-1)

<b>MOST GOALS SCORED</b>	
330	1991-92
325	1992-93
322	1984-85
At Home	
189	1981-82
179	1983-84
173	1984-85
On Road	
162	1992-93
159	1991-92
157	2009-10
<b>FEWEST GOALS SCORED</b>	
136	*1994-95
146	*2012-13
181	1974-75
At Home	
75	*1994-95
76	*2012-13
86	*2020-21
On Road	
61	*1994-95
70	*2012-13
83	1974-75
<b>FEWEST GOALS ALLOWED</b>	
120	*1994-95
130	*2012-13
161	*2020-21
At Home	
48	*1994-95
60	*2012-13
67	2016-17
On Road	
70	*2012-13
72	*1994-95
82	*2020-21
<b>MOST GOALS ALLOWED</b>	
446	1974-75
394	1975-76
338	Twice; most recent 1981-82
At Home	
191	1974-75
171	1975-76
162	1978-79
On Road	
255	1974-75
223	1975-76
186	1981-82
<b>MOST SHUTOUTS</b>	
12	2016-17
10	2014-15
9	2010-11
	1995-96
At Home	
11	2016-17
7	1995-96
	2014-15
On Road	
6	2021-22
5	1998-99
	1983-84
	1997-98
<b>FEWEST SHUTOUTS</b>	
0	Four times; most recent 1986-87
At Home	
0	Eight times; most recent 2017-18
On Road	
0	12 times; most recent *2019-20

<b>MOST TIMES SHUTOUT</b>	
12	1974-75
11	2010-11
	1998-99
At Home	
8	1974-75
6	2013-14
	1997-98
5	1975-76
On Road	
7	2010-11
	1998-99
5	Three times; most recent 2007-08
<b>FEWEST TIMES SHUTOUT</b>	
0	Four times; most recent 1991-92
At Home	
0	12 times; most recent 2009-10
On Road	
0	Seven times; most recent 2021-22
<b>50-PLUS GOAL SCORERS</b>	
2	1984-85 (Carpenter, Gartner)
<b>40-PLUS GOAL SCORERS</b>	
3	1988-89 (Ciccarelli, Courtnall, Ridley)
<b>30-PLUS GOAL SCORERS</b>	
5	1981-82 (Maruk, Walter, Gartner, Carpenter, Valentine)
<b>20-PLUS GOAL SCORERS</b>	
9	1992-93 (Bondra, Hatcher, Khristich, Ridley, lafrate, Elynuik, Cote, Pivonka, Hunter)
<b>LONGEST UNBEATEN STREAK</b>	
15	1/13/10 to 2/10/10 (14-0-1)
At Home	
17	12/23/16 to 3/4/17 (16-0-1)
15	1/5/10 to 3/10/10 (14-0-1)
	12/27/99 to 2/23/00 (11-0-2)
	11/25/92 to 1/31/93 (9-0-4)
On Road	
10	11/24/82 to 1/8/83 (6-0-4)
9	10/12/19 to 11/16/19 (8-0-1)
	2/13/10 to 4/6/10 (6-0-3)
	2/7/01 to 3/7/01 (8-0-1)
	11/21/84 to 12/20/84 (6-0-3)
<b>LONGEST WINNING STREAK</b>	
14	1/13/10 to 2/7/10 (14-0-0)
10	1/27/84 to 2/18/84 (10-0-0)
9	12/31/16 to 1/15/17 (9-0-0)
	12/12/15 to 12/30/15 (9-0-0)
	2/26/11 to 3/15/11 (9-0-0)
At Home	
15	1/1/17 to 3/4/17 (15-0-0)
13	1/5/10 to 3/6/10 (13-0-0)
12	11/21/15 to 1/17/16 (12-0-0)
On Road	
7	12/5/22 to 1/5/23 (7-0-0)
6	2/20/11 to 3/15/11 (6-0-0)
	2/26/84 to 4/1/84
5	11 times; most recent 3/8/22 to 4/9/22 (5-0-0)
<b>LONGEST WINLESS STREAK</b>	
25	11/29/75 to 1/21/76 (0-22-3)
20	10/28/77 to 12/6/77 (0-15-5)
17	Twice; most recent 2/18/75 to 3/26/75 (0-17-0)
At Home	
14	12/3/75 to 1/21/76 (0-11-3)
11	10/19/77 to 12/6/77 (0-9-2)
	2/18/75 to 3/30/75 (0-11-0)

\* The 2012-13 season and 1994-95 season were shortened to 48 games. The 2019-20 season was reduced to 69 games due to the COVID-19 pandemic. The 2020-21 season was reduced to 56 games due to the COVID-19 pandemic.

# Record Book

On Road	
37	10/9/74 to 3/26/75 (0-37-0)
17	10/28/75 to 1/27/76 (0-17-0)

## LONGEST LOSING STREAK

17	2/18/75 to 3/26/75
13	10/11/81 to 11/11/81
12	12/29/75 to 1/21/76

## At Home

11	2/18/75 to 3/30/75
7	10/14/81 to 11/11/81
	12/29/75 to 1/21/76

## On Road

37	10/9/74 to 3/26/75
17	10/28/75 to 1/27/76

## LONGEST SHUTOUT STREAK

203:52	1/27/84 to 2/3/84
200:04	3/26/96 to 3/31/96
184:04	3/18/95 to 3/25/95

## MOST CONSECUTIVE GAMES POSTING

### A SHUTOUT

2	14 times; most recent 11/17/21 to 11/20/21
---	--

## LONGEST SCORELESS STREAK

181:15	10/25/89 - 10/31/89
--------	---------------------

## MOST CONSECUTIVE GAMES BEING SHUT OUT

2	15 times; most recent 12/23/17 to 12/27/17
---	--

## MOST CONSECUTIVE GAMES WITHOUT BEING SHUTOUT

244	10/31/89 to 11/11/92
At Home	
200	2/12/88 to 3/2/93
On Road	
122	11/5/89 to 11/11/92

## BEST POWER PLAY PERCENTAGE

26.83	*2012-13 (44-164)
25.32	2014-15 (60-237)
25.23	2009-10 (79-313)

## WORST POWER PLAY PERCENTAGE

12.5	1977-78 (34-272)
12.9	1974-75 (48-372)

## BEST PENALTY KILLING PERCENTAGE

89.2	1997-98 (39-362)
86.4	1983-84 (40-294)
86.2	1999-00 (47-341)

## WORST PENALTY KILLING PERCENTAGE

69.7	1978-79 (83-274)
71.4	1977-78 (73-255)
73.7	1979-80 (65-247)

## MOST POWER-PLAY GOALS

97	1992-93 (445 PP, 21.8)
96	1988-89 (441 PP, 21.8)
94	1987-88 (469 PP, 20.0)

## FEWEST POWER-PLAY GOALS

34	1977-78 (272 PP, 12.5)
38	*2020-21 (153 PP, 24.8)
39	1976-77 (293 PP, 13.3)

## MOST POWER-PLAY CHANCES

490	2005-06 (72 PPG, 14.7)
469	1987-88 (94 PPG, 20.0)
445	1992-93 (97 PPG, 21.8)

## FEWEST POWER-PLAY CHANCES

153	*2020-21 (38 PPG, 24.8)
164	*2012-13 (44 PPG, 26.8)

216 \*2019-20 (42 PPG, 19.4)

## FEWEST POWER-PLAY GOALS ALLOWED

26	*2020-21 (162 PPA, 84.0)
34	*1994-95 (220 PPA, 84.6)
36	*2012-13 (163 PPA, 77.9)

## MOST POWER-PLAY GOALS ALLOWED

116	2005-06 (550 PPA, 78.9)
94	1974-75 (328 PPA, 71.3)
83	Twice, most recent: 1980-81 (318 PPA, 73.9)

## MOST TIMES SHORTHANDED

550	2005-06 (116 PPGA, 78.9)
433	1992-93 (74 PPGA, 82.9)
414	2006-07 (82 PPGA, 80.2)

## FEWEST TIMES SHORTHANDED

162	*2020-21 (26 PPGA, 84.0)
163	*2012-13 (36 PPGA, 77.9)
220	*1994-95 (34 PPGA, 84.6)

## MOST SHORTHANDED GOALS

15	2005-06
14	1997-98
	1991-92

## FEWEST SHORTHANDED GOALS

2	Five times; most recent *2020-21
3	Three times; most recent *2012-13

## FEWEST SHORTHANDED GOALS ALLOWED

2	1994-95
3	1999-00
	1975-76
	2016-17

## MOST SHORTHANDED GOALS ALLOWED

18	2005-06
	1974-75
17	1983-84
15	Six times; most recent 1991-92

## MOST PENALTY MINUTES

2,204	1989-90
2,007	1993-94
1,932	1981-82

## FEWEST PENALTY MINUTES

516	*2012-13
527	*2020-21
631	2021-22

## TEAM RECORDS - GAME

### MOST GOALS

12	2/6/90 in a 12-2 win vs. QUE
	1/11/03 in a 12-2 win vs. FLA

### At Home

12	2/6/90 in a 12-2 win vs. QUE
	1/11/03 in a 12-2 win vs. FLA

### On Road

10	Three times; most recent 2/13/93 in a 10-3 win @ LA
----	---

### MOST GOALS, BOTH TEAMS

18	2/22/81 in an 11-7 loss vs. QUE
----	---------------------------------

### At Home

18	2/22/81 in an 11-7 loss vs. QUE
----	---------------------------------

### On Road

16	Twice; most recent 2/11/93 in a 10-6 win @ STL
----	--

### MOST GOALS ALLOWED

14	12/21/75 in a 14-2 loss @ BUF
12	3/15/75 in a 12-1 loss @ PIT
	12/14/74 in a 12-1 loss @ BOS

### At Home

11	Four times; most recent 11/13/01 in an 11-5 loss vs. OTT
----	--

### On Road

14 12/21/75 in a 14-2 loss @ BUF

## MOST ASSISTS

20	3/3/08 in a 10-2 win vs. BOS
	1/11/03 in a 12-2 win vs. FLA
	2/6/90 in a 12-2 win vs. QUE

## At Home

20	3/3/08 in a 10-2 win vs. BOS
	1/11/03 in a 12-2 win vs. FLA
	2/6/90 in a 12-2 win vs. QUE

## On Road

17	2/13/93 in a 10-3 win @ LA
----	----------------------------

## MOST POINTS

32	1/11/03 in a 12-2 win vs. FLA
	2/6/90 in a 12-2 win vs. QUE

## At Home

32	1/11/03 in a 12-2 win vs. FLA
----	-------------------------------

## On Road

27	2/13/93 in a 10-3 win @ LA
----	----------------------------

## MOST UNANSWERED GOALS

9	Six times; most recent 1/11/03 in a 12-2 win vs. FLA
---	--

## At Home

9	Six times; most recent 1/11/03 in a 12-2 win vs. FLA
---	--

## On Road

8	Twice; most recent 10/29/91 in an 8-0 win @ PIT
---	---

## MOST UNANSWERED GOALS ALLOWED

11	4/2/77 in an 11-0 loss @ MTL
10	2/12/77 in a 10-0 loss @ TOR
	1/4/75 in a 10-0 loss @ MTL

## BIGGEST WINNING MARGIN

10	2/6/90 in a 12-2 win vs. QUE
	1/11/03 in a 12-2 win vs. FLA
9	Four times; most recent 2/3/99 in a 10-1 win vs. TB

## At Home

10	2/6/90 in a 12-2 win vs. QUE
	1/11/03 in a 12-2 win vs. FLA
9	Four times; most recent 2/3/99 in a 10-1 win vs. TB

## On Road

8	10/29/91 in an 8-0 win @ PIT
	1/28/84 in an 8-0 win @ TOR

## BIGGEST WINNING MARGIN, SHUTOUT

9	3/12/96 in a 9-0 win vs. VAN
---	------------------------------

## At Home

9	3/12/96 in a 9-0 win vs. VAN
---	------------------------------

## On Road

8	10/29/91 in an 8-0 win @ PIT
	1/28/84 in an 8-0 win @ TOR

## BIGGEST LOSING MARGIN

12	12/21/75 in 14-2 loss @ BUF
11	Three times; most recent 4/2/77 in an 11-0 loss @ MTL

## At Home

10	11/10/74 in an 11-1 loss vs. MTL
----	----------------------------------

## On Road

12	12/21/75 in 14-2 loss @ BUF
11	Three times; most recent 4/2/77 in an 11-0 loss @ MTL

## BIGGEST LOSING MARGIN, SHUTOUT

11	4/2/77 in an 11-0 loss @ MTL
----	------------------------------

## At Home

8	3/4/75 in an 8-0 loss vs. BOS
---	-------------------------------

## On Road

11	4/2/77 in an 11-0 loss @ MTL
10	2/12/77 in a 10-0 loss @ TOR
	1/4/75 in a 10-0 loss @ MTL

## HIGHEST TIE SCORE

7-7	10/25/85 @ WPG
	11/26/80 @ DET

## SCORELESS TIE

0-0	4/5/02 vs. OTT
	10/30/98 @ CGY
	12/10/88 @ MTL

## MOST POWER-PLAY GOALS

7	3/13/87 in a 10-2 win vs. TOR
---	-------------------------------

## MOST POWER-PLAY GOALS, BOTH TEAMS

8	Three times; most recent 3/13/87 (10-2 win vs. TOR)
---	---

## MOST POWER-PLAY GOALS ALLOWED

5	Three times; most recent 3/23/03 in a 6-0 loss @ VAN
---	--

## MOST SHORTHANDED GOALS

3	Three times; most recent 1/10/92 in a 7-4 win vs. LA
---	--

## MOST SHORTHANDED GOALS, BOTH TEAMS

4	12/15/83 in a 9-4 loss @ PHI
---	------------------------------

## MOST SHORTHANDED GOALS ALLOWED

3	Five times; most recent 4/7/06 in a 4-3 loss vs. CAR
---	--

## MOST PENALTY MINUTES

177	12/21/80 in a 6-0 win @ PHI
-----	-----------------------------

## At Home

147	2/10/91 in a 5-2 win vs. PHI
-----	------------------------------

## On Road

177	12/21/80 in a 6-0 win @ PHI
-----	-----------------------------

## MOST PENALTY MINUTES, BOTH TEAMS

344	12/21/80 in a 6-0 win @ PHI
-----	-----------------------------

## At Home

304	2/10/91 in a 5-2 win vs. PHI
-----	------------------------------

## On Road

344	12/21/80 in a 6-0 win @ PHI
-----	-----------------------------

## MOST PENALTY MINUTES, OPPONENT

167	12/21/80 in a 6-0 win @ PHI
-----	-----------------------------

## At Home

157	2/10/91 in a 5-2 win vs. PHI
-----	------------------------------

## On Road

167	12/21/80 in a 6-0 win @ PHI
-----	-----------------------------

## FEWEST PENALTY MINUTES, BOTH TEAMS

0	3/6/14 in a 3-0 loss @ BOS
---	----------------------------

## At Home

2	four times; most recent 12/4/21 in a 3-1 win vs. CBJ
---	--

## On Road

0	3/6/14 in a 3-0 loss @ BOS
---	----------------------------

## MOST SHOTS

58	3/20/19 (4-5 OT loss vs. TB)
55	12/18/05 (3-2 loss vs. FLA)
53	12/11/81 (11-2 win vs. TOR)

## At Home

58	3/20/19 (4-5 OT loss vs. TB)
55	12/18/05 (3-2 loss vs. FLA)
53	12/11/81 (11-2 win vs. TOR)

## On Road

52	12/9/95 (2-2 tie @ BUF)
----	-------------------------

# Record Book

## MOST SHOTS, BOTH TEAMS

97	4/15/06 (2-1 SO win at FLA)
96	2/27/92 (7-3 loss at STL)
At Home	
89	12/18/05 (3-2 loss vs. FLA)
86	3/20/19 (4-5 OT loss vs. TB)
On Road	
97	4/15/06 (2-1 SO win at FLA)
96	2/27/92 (7-3 loss at STL)

## MOST SHOTS ALLOWED

65	3/15/75 in a 12-1 loss at PIT
At Home	
54	12/19/75 in a 7-5 loss vs. PHI 1/4/89 in a 3-3 tie vs. NYR 3/3/00 in a 2-2 tie vs. DET
On Road	
65	3/15/75 in a 12-1 loss at PIT

## FEWEST SHOTS

7	2/12/78 in a 4-1 loss at PHI
At Home	
13	Three times; most recent 1/25/04 in a 4-1 loss vs. PHI
On Road	
7	2/12/78 in a 4-1 loss at PHI

## FEWEST SHOTS, BOTH TEAMS

29	12/11/90 in a 4-1 win vs. PHI
At Home	
29	12/11/90 in a 4-1 win vs. PHI
On Road	
30	11/27/98 in a 4-0 loss at DAL

## FEWEST SHOTS ALLOWED

10	10/13/08 in a 5-1 win vs. VAN
11	Twice; most recent 1/4/2014 in a 5-3 loss at MIN
At Home	
10	10/13/08 in a 5-1 win vs. VAN
11	11/3/95 in a 3-2 loss vs. FLA
On Road	
11	1/4/14 in a 5-3 loss at MIN

## BIGGEST COMEBACK WIN

At Home	
4	12/15/79 in a 5-4 win vs. NYR
On Road	
4	10/25/19 in a 6-5 shootout win at VAN 12/23/08 in a 5-4 OT win at NYR 10/23/91 in a 6-5 win at EDM 2/2/86 in a 5-4 win at HFD

## TEAM RECORDS – PERIOD

### MOST GOALS

8	2/3/99 in a 10-1 win vs. TB
At Home	
8	2/3/99 in a 10-1 win vs. TB
On Road	
7	2/13/93 in a 10-3 win at LA

### MOST GOALS, BOTH TEAMS

9	Seven times; most recent 1/16/17 in a 8-7 OT loss at PIT
At Home	
9	Three times; most recent 2/3/99 in a 10-1 win vs. TB
On Road	
9	Four times; most recent 1/16/17 in an 8-7 OT loss at PIT

### MOST GOALS ALLOWED

8	12/21/75 in a 14-2 loss at Buffalo
At Home	
6	Three times; most recent 12/23/81 in a 7-4 loss vs. BOS
On Road	
8	12/21/75 in a 14-2 loss at Buffalo

## MOST POINTS

22	2/3/99 in a 10-1 win vs. TB
At Home	
22	2/3/99 in a 10-1 win vs. TB
On Road	
20	2/13/93 in a 10-3 win at LA

## MOST PENALTY MINUTES

137	11/21/98 in a 5-4 OT loss at BOS
At Home	
111	3/27/82 in a 4-4 tie vs. PHI
On Road	
137	11/21/98 in a 5-4 OT loss at BOS

## MOST PENALTY MINUTES, BOTH TEAMS

264	11/21/98 in a 5-4 OT loss at BOS
At Home	
222	3/27/82 in a 4-4 tie vs. PHI
On Road	
264	11/21/98 in a 5-4 OT loss at BOS

## MOST SHOTS

27	11/23/01 in a 6-2 win vs. NYR
26	12/18/10 in a 3-2 loss at BOS
At Home	
27	11/23/01 in a 6-2 win vs. NYR
On Road	
26	12/18/10 in a 3-2 loss at BOS
25	12/20/08 in a 7-1 loss at PHI
24	4/15/06 in a 2-1 SO win at FLA

## FEWEST SHOTS

1	31 times; most recent 2/28/21 in a 3-2 win at NJ
At Home	
1	Nine times; most recent 3/31/15 in a 4-2 win vs. CAR
On Road	
1	21 times; most recent 2/28/21 in a 3-2 win at NJ

## MOST SHOTS, BOTH TEAMS

39	10/4/18 in a 6-7 OT loss at PIT
At Home	
38	12/11/81 in an 11-2 win vs. TOR
On Road	
39	10/4/18 in a 6-7 OT loss at PIT

## FEWEST SHOTS, BOTH TEAMS

4	12/11/90 in a 3-1 loss vs. PHI 12/12/97 in a 6-4 loss at ANA 4/9/00 in a 1-1 tie vs. BUF
At Home	
4	12/11/90 in a 3-1 loss vs. PHI 4/9/00 in a 1-1 tie vs. BUF
On Road	
4	12/12/97 in a 6-4 loss at ANA

## MOST SHOTS ALLOWED

28	10/20/05 in a 3-2 loss at FLA
27	11/30/21 in a 5-4 loss at FLA 1/13/07 in a 7-3 loss at FLA 3/15/75 in a 12-1 loss at PIT
At Home	
24	10/22/05 in a 4-0 loss vs. BUF
On Road	
28	10/20/05 in a 3-2 loss at FLA 11/30/21 in a 5-4 loss at FLA 1/13/07 in a 7-3 loss at FLA 3/15/75 in a 12-1 loss at PIT

At Home	
24	10/22/05 in a 4-0 loss vs. BUF
On Road	
28	10/20/05 in a 3-2 loss at FLA 11/30/21 in a 5-4 loss at FLA 1/13/07 in a 7-3 loss at FLA 3/15/75 in a 12-1 loss at PIT
27	

## FEWEST SHOTS ALLOWED

0	3/17/09 in a 3-0 win at FLA 2/15/03 in a 2-1 win at FLA 2/24/94 in a 2-1 win at FLA 12/26/75 in a 1-1 tie vs. MNS
At Home	
0	12/26/75 in a 1-1 tie vs. MNS
On Road	
0	3/17/09 in a 3-0 win at FLA 2/15/03 in a 2-1 win at FLA 2/24/94 in a 2-1 win at FLA

## TEAM RECORDS – FASTEST GOALS

### FASTEST GOAL, START OF A GAME

0:08	Alexander Semin, 11/11/09 in a 5-4 shootout win vs. NYI Gaetan Duchesne, 3/14/87 in a 3-3 tie at STL
------	---

### FASTEST GOAL AGAINST, START OF A GAME

0:08	Greg Paslawski, 10/29/85 in a 6-3 win vs. STL
------	---

### FASTEST GOAL, START OF A PERIOD

0:05	Bengt-Ake Gustafsson, 1/18/83 in a 4-1 win vs. PHI
------	--

### FASTEST GOAL AGAINST, START OF A PERIOD

0:06	Dan Maloney, 1/11/78 in a 6-3 loss vs. DET
------	--

### FASTEST GOAL, START OF OVERTIME

0:06	Alex Ovechkin, 12/15/06 in a 3-2 win at ATL
------	---

### FASTEST TWO GOALS, BOTH TEAMS

0:02	Max Domi (MTL) and Joel Armia (MTL), 11/1/18 in a 6-4 loss at MTL
0:06	Valeri Kamensky (NYR) and Peter Bondra (WSH), 11/9/00 in a 5-3 loss vs. NYR
0:07	Twice; most recent Chris Valentine (WSH) and Glenn Anderson (EDM), 11/2/83 in an 11-3 loss at EDM

### FASTEST TWO GOALS, CAPITALS PLAYER

0:10	Stephen Leach, 11/23/90 in a 7-3 win vs. PIT
------	--

### FASTEST TWO GOALS, CAPITALS TEAM

0:06	Gaetan Duchesne and Mark Taylor, 10/27/85 in a 4-2 win at CHI Mike Ridley and Kelly Miller, 11/14/87 in a 4-1 win vs. MNS Jeff Halpern and Chris Simon, 11/10/01 in a 3-0 win vs. ATL
------	---

### FASTEST TWO GOALS, OPPOSING TEAM

0:02	Max Domi (MTL) and Joel Armia (MTL), 11/1/18 in a 6-4 loss at MTL
------	---

### FASTEST THREE GOALS, BOTH TEAMS

0:21	Michal Pivonka (WSH), Stephen Leach (WSH) and Stephens Leach (WSH), 11/23/90 in a 7-3 win vs. PIT
------	---

### FASTEST THREE GOALS, CAPITALS PLAYER

3:26	Stan Gilbertson, 4/6/75 in a 8-4 win vs. PIT
------	--

### FASTEST THREE GOALS, CAPITALS TEAM

0:21	Michal Pivonka and Stephen Leach (2), 11/23/90 in a 7-3 win vs. PIT
------	---

### FASTEST THREE GOALS, OPPOSING TEAM

0:29	Larry Murphy and Kevin Stevens (2), 1/26/93 in a 6-3 loss at PIT
------	--

### FASTEST FOUR GOALS, BOTH TEAMS

1:16	Dainius Zubrus (WSH), Alex Semin (WSH), Ryan Bayda (CAR) and Robert Lang (WSH), 11/12/03 in a 7-1 win vs. CAR
------	---

### FASTEST FOUR GOALS, CAPITALS PLAYER

4:12	Peter Bondra, 2/5/94 in a 6-3 win vs. TB
------	--

### FASTEST FOUR GOALS, CAPITALS TEAM

1:56	Garry Galley, David Jensen (2), Ed Kastelic, 3/13/87 in a 10-2 win vs. TOR
------	--

### FASTEST FOUR GOALS, OPPOSING TEAM

1:37	Yvon Lambert, Steve Shutt, Guy Lapointe and Bob Gainey, 4/2/77 in an 11-0 loss at MTL
------	---

### FASTEST FIVE GOALS, BOTH TEAMS

2:10	Pierre Lacroix (QUE), Anton Stastny (QUE), Jacques Richard (QUE, 2) and Rick Green (WSH), 2/22/81 in an 11-7 loss vs. QUE
------	---

### FASTEST FIVE GOALS, CAPITALS PLAYER

24:46	Peter Bondra, 2/5/94 in a 6-3 win vs. TB
-------	--

### FASTEST FIVE GOALS, CAPITALS TEAM

3:03	Mike Gartner, Garry Galley, David Jensen (2) and Ed Kastelic, 3/13/87 in a 10-2 win vs. TOR
------	---

### FASTEST FIVE GOALS, OPPOSING TEAM

2:42	Peter Stastny, Pierre Lacroix, Anton Stastny and Jacques Richard (2), 2/22/81 in an 11-7 loss vs. QUE
------	---

## INDIVIDUAL – CAREER

### MOST SEASONS

18	Alex Ovechkin
16	Nicklas Backstrom
16	Ollie Kolzig
15	Calle Johansson

### MOST GAMES PLAYED

1,347	Alex Ovechkin
1,097	Nicklas Backstrom
983	Calle Johansson

### By Defenseman

983	Calle Johansson
927	John Carlson
726	Rod Langway

### MOST POINTS

1,485	Alex Ovechkin
1,032	Nicklas Backstrom
825	Peter Bondra

### By Defenseman

622	John Carlson
474	Calle Johansson
429	Scott Stevens

### MOST GOALS

822	Alex Ovechkin
472	Peter Bondra
397	Mike Gartner

### By Defenseman

149	Kevin Hatcher
144	Sergei Gonchar
141	John Carlson

### MOST ASSISTS

761	Nicklas Backstrom
663	Alex Ovechkin
481	John Carlson

### By Defenseman

481	John Carlson
361	Calle Johansson
331	Scott Stevens

# Record Book

## MOST POWER-PLAY GOALS

299	Alex Ovechkin
137	Peter Bondra
98	Mike Gartner

By Defenseman

53	Sergei Gonchar
52	Mike Green
51	Calle Johansson

## MOST SHORTHANDED GOALS

32	Peter Bondra
17	Mike Ridley
	Bengt Gustafsson

By Defenseman

5	Sylvain Cote
	Kevin Hatcher
4	Calle Johansson

## MOST GAME-WINNING GOALS

124	Alex Ovechkin
73	Peter Bondra
54	Mike Gartner

By Defenseman

27	John Carlson
24	Kevin Hatcher
20	Mike Green

## MOST OVERTIME GOALS

25	Alex Ovechkin
9	Nicklas Backstrom
8	Evgeny Kuznetsov
	Mike Green

By Defenseman

8	Mike Green
---	------------

## MOST HAT TRICKS

30	Alex Ovechkin
19	Peter Bondra
13	Mike Gartner

By Defenseman

1	Erik Gustafsson
	Sergei Gonchar
	Kevin Hatcher

## BEST PLUS-MINUS RATING

+116	Rod Langway
+104	Dmitry Orlov
+93	John Carlson

## MOST PENALTY MINUTES

2,003	Dale Hunter
1,628	Scott Stevens
1,299	Tom Wilson

By Defenseman

1,628	Scott Stevens
1,035	Brendan Witt
999	Kevin Hatcher

## GOALTENDER – CAREER

### MOST SEASONS

16	Olie Kolzig
10	Braden Holtby

### MOST GAMES PLAYED

711	Olie Kolzig
468	Braden Holtby
269	Don Beaupre

### MOST MINUTES

41,260	Olie Kolzig
26,828	Braden Holtby
15,186	Don Beaupre

### MOST WINS

301	Olie Kolzig
282	Braden Holtby
128	Don Beaupre

## MOST LOSSES

293	Olie Kolzig
122	Braden Holtby
96	Don Beaupre

## MOST TIES

63	Olie Kolzig
27	Don Beaupre
21	Bernie Wolfe

## HIGHEST POINT PERCENTAGE (min. 50 games)

.694	Jose Theodore (62-24-12)
.678	Braden Holtby (282-122-46)
.655	Semyon Varlamov (30-13-12)

## MOST SHUTOUTS

35	Olie Kolzig
35	Braden Holtby
14	Jim Carey

## LOWEST GAA

2.29	Philipp Grubauer
2.37	Jim Carey
2.53	Braden Holtby

## MOST GOALS AGAINST

1,860	Olie Kolzig
1,133	Braden Holtby
773	Don Beaupre

## HIGHEST SAVE PERCENTAGE

.923	Philipp Grubauer
.916	Braden Holtby
.910	Michal Neuvirth

## MOST SHOTS FACED

19,873	Olie Kolzig
13,486	Braden Holtby
6,809	Don Beaupre

## MOST SAVES MADE

18,013	Olie Kolzig
12,353	Braden Holtby
6,036	Don Beaupre

## MOST ASSISTS

17	Olie Kolzig
11	Braden Holtby
9	Mike Palmateer

## MOST PENALTY MINUTES

114	Don Beaupre
107	Olie Kolzig
44	Al Jensen

## INDIVIDUAL – SEASON

### MOST POINTS

136	Dennis Maruk (1981-82)
112	Alex Ovechkin (2007-08)
110	Alex Ovechkin (2008-09)

By Defenseman

81	Larry Murphy (1986-87)
----	------------------------

By Rookie

106	Alex Ovechkin (2005-06)
69	Nicklas Backstrom (2007-08)

### MOST GOALS

65	Alex Ovechkin (2007-08)
60	Dennis Maruk (1981-82)
56	Alex Ovechkin (2008-09)

By Defenseman

34	Kevin Hatcher (1992-93)
----	-------------------------

By Rookie

52	Alex Ovechkin (2005-06)
----	-------------------------

At Home

34	Alex Ovechkin (2008-09)
----	-------------------------

32 Alex Ovechkin (2007-08)

On Road

33 Alex Ovechkin (2007-08)

## MOST ASSISTS

76	Dennis Maruk (1981-82)
69	Adam Oates (2000-01)
68	Nicklas Backstrom (2009-10)

By Defenseman

61	Scott Stevens (1988-89)
----	-------------------------

By Rookie

55 Nicklas Backstrom (2007-08)

## MOST POWER-PLAY GOALS

25	Alex Ovechkin (2014-15)
24	Alex Ovechkin (2013-14)
22	Alex Ovechkin (2007-08)
	Peter Bondra (2000-01)

By Defenseman

18	Mike Green (2008-09)
----	----------------------

16	Scott Stevens (1984-85)
----	-------------------------

By Rookie

21 Alex Ovechkin (2005-06)

## MOST SHORTHANDED GOALS

7	Mike Gartner (1986-87)
---	------------------------

By Defenseman

2	Six times; most recent Sylvain Cote (1993-94)
---	---

By Rookie

4	Jeff Halpern (1999-00)
---	------------------------

## MOST GAME-WINNING GOALS

13	Peter Bondra (1997-98)
11	Alex Ovechkin (2014-15)
	Alex Ovechkin (2010-11)
	Alex Ovechkin (2007-08)
	Mike Gartner (1984-85)

By Defenseman

6	John Carlson (2019-20)
	Kevin Hatcher (1992-93)

By Rookie

5	Alex Ovechkin (2005-06)
	Chris Valentine (1981-82)

## MOST OVERTIME GOALS

3	Alex Ovechkin (2017-18)
	Alex Ovechkin (2013-14)
	Alex Ovechkin (2010-11)
	Mike Green (2007-08)

## HIGHEST SHOOTING PERCENTAGE (min. 50 games)

26.7	Mathieu Perreault (2011-12)
26.3	Craig Laughlin (1985-86)
26.2	Wes Jarvis (1979-80)

## MOST PENALTY MINUTES

339	Alan May (1989-90)
305	Craig Berube (1993-94)
291	Neil Sheehy (1989-90)

By Defenseman

291	Neil Sheehy (1989-90)
-----	-----------------------

By Rookie

339	Alan May (1989-90)
-----	--------------------

## BEST PLUS-MINUS RATING

+50	Jeff Schultz (2009-10)
+45	Alex Ovechkin (2009-10)
+39	Mike Green (2009-10)

## MOST SHOTS ON GOAL

528	Alex Ovechkin (2008-09)
446	Alex Ovechkin (2007-08)
425	Alex Ovechkin (2005-06)

## MOST HAT TRICKS

4	Five times; most recent Alex Ovechkin (2019-20)
---	---

By Defenseman

1	Erik Gustafsson (2022-23)
	Sergei Gonchar (1999-00)
	Kevin Hatcher (1992-93)

By Rookie

2	Tony White (1975-76)
1	Seven times; most recent Alex Ovechkin (2005-06)

## MOST CONSECUTIVE GAMES WITH A POINT

17	Mike Gartner, 10/13/84 to 11/21/84, 12-16-28
	Mike Gartner, 2/26/81 to 4/2/81, 17-7-24

By Defenseman

10	Al Iafate, 11/25/92 to 12/12/92, 8-14-22
	Robert Picard, 12/17/78 to 1/9/79, 7-12-19

By Rookie

11	Alex Ovechkin, 3/18/06 to 4/7/06, 5-12-17
----	---

## MOST CONSECUTIVE GAMES WITH A POINT TO BEGIN A CAREER

8	Alex Ovechkin, 10/5/05 to 10/20/05, 6-4-10
---	--

## MOST CONSECUTIVE GAMES WITH A GOAL

9	Mike Gartner, 1/17/87 to 2/1/87, 12 goals
	Alan Haworth, 10/25/85 to 11/12/85, 11 goals

By Defenseman

8	Mike Green, 1/27/09 to 2/14/09, 10 goals
---	--

By Rookie

7	Alex Ovechkin, 2/10/06 to 3/8/06, 8 goals
---	---

## MOST CONSECUTIVE GAMES WITH AN ASSIST

11	Adam Oates, 2/6/02 to 3/10/02, 13 assists
----	---

## MOST CONSECUTIVE GAMES PLAYED

542	Karl Alzner, 2/11/10 to 4/9/17
-----	--------------------------------

## GOALTENDER – SEASON

### MOST GAMES PLAYED

73	Braden Holtby (2014-15)
73	Olie Kolzig (1999-00)
72	Olie Kolzig (2000-01)

### MOST MINUTES

4,371	Olie Kolzig (1999-00)
4,279	Olie Kolzig (2000-01)
4,247	Braden Holtby (2014-15)

### MOST WINS

48	Braden Holtby (2015-16)
42	Braden Holtby (2016-17)
41	Braden Holtby (2014-15)
41	Olie Kolzig (1999-00)

### MOST LOSSES

36	Ron Low (1974-75)
35	Olie Kolzig (2003-04)
31	Olie Kolzig (1998-99)
	Ron Low (1975-76)

### MOST TIES

11	Olie Kolzig (1999-00)
10	Olie Kolzig (1997-98)
	Wayne Stephenson (1979-80)

# Record Book

<b>HIGHEST WINNING PERCENTAGE</b>	
.727	Braden Holtby (2015-16)
.666	Braden Holtby (2016-17)
.638	Braden Holtby (2012-13)
<b>MOST SHUTOUTS</b>	
9	Braden Holtby (2014-15) Braden Holtby (2016-17) Jim Carey (1995-96)
6	Olie Kolzig (2001-02)
<b>LOWEST GAA (min. 20 games)</b>	
2.04	Philipp Grubauer (2016-17)
2.07	Braden Holtby (2016-17)
2.13	Jim Carey (1994-95)
<b>MOST GOALS AGAINST</b>	
235	Ron Low (1974-75)
208	Ron Low (1975-76)
206	Olie Kolzig (2005-06) Dave Parro (1981-82)
<b>HIGHEST SAVE PERCENTAGE (min. 20 games)</b>	
.926	Philipp Grubauer (2016-17)
.925	Braden Holtby (2016-17)
.924	Semyon Varlamov (2010-11)
<b>MOST SHOTS FACED</b>	
2,044	Braden Holtby (2014-15)
1,987	Olie Kolzig (2005-06)
1,977	Olie Kolzig (2001-02)
<b>MOST SAVES MADE</b>	
1,887	Braden Holtby (2014-15)
1,794	Olie Kolzig (1999-00)
1,785	Olie Kolzig (2001-02)
<b>MOST ASSISTS</b>	
8	Mike Palmateer (1980-81)
4	Pete Peeters (1986-87)
3	Four times; most recent: Jose Theodore (2008-09)
<b>MOST PENALTY MINUTES</b>	
30	Don Beaupre (1991-92)
24	Don Beaupre (1989-90)
22	Al Jensen (1983-84)
<b>MOST CONSECUTIVE GAMES STARTED</b>	
25	Braden Holtby, 2/17/15 to 4/11/15 (15-8-1)
22	Wayne Stephenson, 2/23/80 to 4/5/80 (10-8-4)
21	Braden Holtby, 12/2/14 to 1/16/15 (14-3-4)
<b>LONGEST WINNING STREAK</b>	
10	Jose Theodore, 1/13/10 to 2/7/10 Pat Riggan, 1/27/84 to 2/18/84
<b>LONGEST UNBEATEN STREAK</b>	
23	Jose Theodore, 1/13/10 to 4/9/10 (20-0-3)
22	Braden Holtby, 11/12/15 to 1/14/16 (20-0-2)
<b>LONGEST SHUTOUT STREAK</b>	
203:52	Pat Riggan, 1/27/84 to 2/3/84
200:04	Jim Carey, 3/26/96 to 3/31/96
184:04	Jim Carey, 3/18/95 to 3/25/95

## INDIVIDUAL – GAME

<b>MOST POINTS</b>	
7	Jaromir Jagr, 1/11/03 in a 12-2 win vs. FLA Dino Ciccarelli, 3/18/89 in an 8-2 win at HFD

At Home	7	Jaromir Jagr, 1/11/03 in a 12-2 win vs. FLA
On Road	7	Dino Ciccarelli, 3/18/89 in an 8-2 win at HFD
By Defenseman	5	Scott Stevens, 12/6/87 in a 10-3 win vs. LA Greg Theberge, 11/21/81 in a 10-4 win vs. PHI Robert Picard, 3/8/80 in a 9-5 win vs. HFD
By Rookie	5	Greg Theberge, 11/21/81 in a 10-4 win vs. PHI

MOST GOALS	
5	Peter Bondra, 2/5/94 in a 6-3 win vs. TB Bengt Gustafsson, 1/8/84 in a 7-1 win at PHI
4	21 times; most recent <b>Alex Ovechkin, 10/7/17 in a 6-1 win vs. MTL</b>
At Home	
5	Peter Bondra, 2/5/94 in a 6-3 win vs. TB
On Road	
5	Bengt Gustafsson, 1/8/84 in a 7-1 win at PHI
By Defenseman	
3	Erik Gustafsson, 12/17/22 in a 5-2 win vs. TOR Sergei Gonchar, 1/4/00 in a 6-1 win vs. MTL Kevin Hatcher, 1/13/93 in a 5-4 loss at NYR
By Rookie	
4	Jaroslav Svejkskovsky, 4/13/97 in an 8-3 win at BUF Chris Valentine, 2/27/82 in a 7-1 win vs. HFD Bob Carpenter, 2/25/82 in a 9-1 win vs. STL

<b>MOST ASSISTS</b>	
6	Mike Ridley, 1/7/89 in a 6-3 win vs. CHI
By Defenseman	
5	Scott Stevens, 12/6/87 in a 10-3 win vs. LA
By Rookie	
4	<b>Nicklas Backstrom, 1/21/08 in a 6-5 SO win at PIT</b> <b>Nicklas Backstrom, 1/19/08 in a 5-3 win vs. FLA</b> Rolf Edberg, 3/10/79 in a 7-5 win vs. STL

<b>MOST PENALTY MINUTES</b>	
35	Todd Krygier, 1/26/92 in a 6-4 win vs. PIT

<b>MOST SAVES</b>	
52	Olie Kolzig, 3/3/00 in a 2-2 tie vs. DET Michel Belhumeur, 12/7/74 in an 8-2 loss at STL

## INDIVIDUAL – PERIOD

<b>MOST POINTS</b>	
4	19 times; most recent, Alexander Semin, 11/11/10 in an 6-3 win vs. TBL
<b>MOST GOALS</b>	
4	Peter Bondra, 2/5/94 in a 6-3 win vs. TB
<b>MOST ASSISTS</b>	
4	Six times; most recent Adam Oates, 1/6/98 in a 5-3 win vs. TOR
<b>MOST PENALTY MINUTES</b>	
35	Todd Krygier, 1/26/92 in a 6-4 win vs. PIT

2023 - 24  
MEDIA GUIDE

# PLAYOFF HISTORY

# Playoff History

## YEAR-BY-YEAR PLAYOFF RECORDS

Year	Series	W	L	GP	W	L	GF	GA	Result
2021-22	1	0	1	6	2	4	19	20	Reached First Round
2020-21	1	0	1	5	1	4	10	16	Reached First Round
2019-20	1	0	1	8	2	5	13	23	Reached First Round
2018-19	1	0	1	7	3	4	20	21	Reached First Round
2017-18	4	4	0	24	16	8	86	61	Won Stanley Cup
2016-17	2	1	1	13	7	6	36	36	Reached Second Round
2015-16	2	1	1	12	6	6	29	22	Reached Second Round
2014-15	2	1	1	14	7	7	28	28	Reached Second Round
2012-13	1	0	1	7	3	4	12	16	Reached ECQF
2011-12	2	1	1	14	7	7	29	30	Reached ECQF
2010-11	2	1	1	9	4	5	23	24	Reached ECQF
2009-10	1	0	1	7	3	4	22	20	Reached ECQF
2008-09	2	1	1	14	7	7	41	38	Reached ECQF
2007-08	1	0	1	7	3	4	20	23	Reached ECQF
2002-03	1	0	1	6	2	4	15	14	Reached ECQF
2000-01	1	0	1	6	2	4	10	14	Reached ECQF
1999-00	1	0	1	5	1	4	8	17	Reached ECQF
1997-98	4	3	1	21	12	9	53	44	Reached SCF
1995-96	1	0	1	6	2	4	17	21	Reached ECQF
1994-95	1	0	1	7	3	4	26	29	Reached ECQF
1993-94	2	1	1	11	5	6	32	32	Reached ECQF
1992-93	1	0	1	6	2	4	22	23	Reached DSF
1991-92	1	0	1	7	3	4	27	25	Reached DSF
1990-91	2	1	1	11	5	6	29	35	Reached DF
1989-90	3	2	1	15	8	7	49	48	Reached CF
1988-89	1	0	1	6	2	4	19	25	Reached DSF
1987-88	2	1	1	14	7	7	54	50	Reached DF
1986-87	1	0	1	7	3	4	19	19	Reached DSF
1985-86	2	1	1	9	5	4	36	24	Reached DF
1984-85	1	0	1	5	2	3	12	14	Reached DSF
1983-84	2	1	1	8	4	4	28	25	Reached DF
1982-83	1	0	1	4	1	3	11	19	Reached DSF

30-Year Totals 50 20 30 295 138 156 836 836

\*Note: Shootout loss occurred in 2019-20 at Tampa Bay

## ALL-TIME PLAYOFF RECORD VS. OPPONENTS – SERIES

Opponent	Series	W	L	Last Meeting	Round	Result
Boston	4	2	2	2020-21	ECFR	L, 1-4
Buffalo	1	1	0	1997-98	ECF	W, 4-2
Carolina	1	0	1	2018-19	ECFR	L, 3-4
Columbus	1	1	0	2017-18	ECFR	W, 4-2
Detroit	1	0	1	1997-98	SCF	L, 0-4
Florida	1	0	1	2021-22	ECFR	L, 2-4
Montreal	1	0	1	2009-10	ECQF	L, 3-4
New Jersey	2	1	1	1989-90	ECQF	W, 4-2
NY Islanders	8	2	6	2019-20	ECFR	L, 4-1
NY Rangers	9	4	5	2014-15	ECSR	L, 3-4
Ottawa	1	1	0	1997-98	ECSF	W, 4-1
Philadelphia	5	3	2	2019-20	ECQR	W, 4-2
Pittsburgh	11	2	9	2017-18	ECSR	W, 4-2
Tampa Bay	3	1	2	2019-20	ECQR	W, 4-3
Toronto	1	1	0	2016-17	ECFR	W, 4-2
Vegas	1	1	0	2017-18	SCF	W, 4-1

## ALL-TIME PLAYOFF RECORD VS. OPPONENTS – GAMES

Opponent	TOTAL					HOME					AWAY				
	GP	W	L	GF	GA	GP	W	L	GF	GA	GP	W	L	GF	GA
Boston	23	10	13	49	60	12	4	8	26	35	11	6	5	23	25
Buffalo	6	4	2	13	11	3	1	2	4	6	3	3	0	9	5
Carolina	7	3	4	20	21	4	3	1	17	9	3	0	3	3	12
Columbus	6	4	2	24	18	3	1	2	11	12	3	3	0	13	6
Detroit	4	0	4	7	13	2	0	2	2	6	2	0	2	5	7
Florida	6	2	4	19	20	3	1	2	11	8	3	1	2	8	12
Montreal	7	3	4	22	20	4	1	3	10	12	3	2	1	12	8
New Jersey	13	7	6	44	43	7	3	4	15	17	6	4	2	29	26
NY Islanders	42	17	25	112	131	23	10	13	61	74	19	7	12	51	57
NY Rangers	55	28	27	144	134	27	18	9	69	53	28	10	18	75	81
Ottawa	5	4	1	18	7	3	3	0	13	3	2	1	1	5	4
Philadelphia	30	16	14	100	87	16	10	6	53	45	14	6	8	47	42
Pittsburgh	68	28	40	195	214	35	16	19	91	98	32	12	21	104	116
Tampa Bay	18	6	11	50	47	8	1	7	16	24	10	5	4	34	23
Toronto	6	4	2	18	16	3	2	1	8	7	3	2	1	10	9
Vegas	5	4	1	20	14	2	2	0	9	3	3	2	1	11	11
Totals	301	140	160	855	856	155	76	79	416	412	146	64	81	439	444

\*Note: Shootout loss occurred in 2019-20 at Tampa Bay

## PLAYOFF RECORDS BY GAME

GAME 1:	30-21	Home: 20-12	Road: 10-9
GAME 2:	25-26	Home: 16-15	Road: 9-11
	When Leading, 1-0: 13-17		
	When Trailing, 0-1: 12-9		
GAME 3:	19-32	Home: 6-13	Road: 13-19
	When Leading, 2-0: 4-9		
	When Tied, 1-1: 12-17		
	When Trailing, 0-2: 3-6		
GAME 4:	24-25	Home: 11-9	Road: 13-16
	When Leading, 3-0: 0-1		
	When Leading, 2-1: 12-11		
	When Trailing, 1-2: 9-10		
	When Trailing, 0-3: 3-3		
GAME 5:	19-26	Home: 14-15	Road: 5-11
	When Leading, 3-1: 4-9		
	When Tied, 2-2: 9-11		
	When Trailing, 1-3: 6-6		
GAME 6:	17-17	Home: 5-6	Road: 12-11
	When Leading, 3-2: 9-9		
	When Trailing 2-3: 8-8		
GAME 7:	5-12	Home: 3-9	Road: 2-3

# All-Time Playoff Scoring

	Player	GP	G	A	PTS	PIM	PPG	SH	GW
1.	Alex Ovechkin*	147	72	69	141	77	28	0	10
2.	Nicklas Backstrom*	139	38	76	114	62	10	0	7
3.	John Carlson*	123	19	54	73	52	12	0	1
4.	Dale Hunter	100	25	47	72	372	11	0	2
5.	Evgeny Kuznetsov*	87	29	38	67	48	6	0	4
6.	Mike Ridley	76	19	41	60	40	3	1	2
7.	T.J. Oshie*	72	29	30	59	63	17	0	6
8.	Peter Bondra	73	30	26	56	54	13	0	6
9.	Michal Pivonka	95	19	36	55	86	5	1	1
10.	Calle Johansson	95	12	42	54	42	4	0	1
11.	Scott Stevens	67	9	44	53	180	4	0	2
12.	Kevin Hatcher	83	16	32	48	224	4	2	1
13.	Kelly Miller	100	17	30	47	59	1	4	2
14.	Mike Gartner	47	16	27	43	61	4	0	1
15.	Joseph Juneau	44	13	28	41	22	3	1	5
16.	Dave Christian	49	17	19	36	17	4	0	1
17.	Mike Green	71	9	26	35	75	6	0	2
	Dino Ciccarelli	32	21	14	35	54	8	0	3
19.	Alexander Semin	51	15	19	34	46	5	0	4
20.	Brooks Laich	65	10	22	32	26	2	0	1
	Marcus Johansson	75	10	22	32	6	2	0	3
22.	Sergei Gonchar	51	13	18	31	48	5	1	3
	Tom Wilson*	83	14	17	31	134	2	0	2
	Lars Eller*	59	9	22	31	32	1	0	3
25.	Bengt-Ake Gustafsson	32	9	19	28	16	6	0	1
26.	Dmitri Khristich	45	9	17	26	33	4	0	1
	Larry Murphy	42	9	17	26	51	5	0	2
	Jason Chimera	63	12	14	26	30	0	0	6
29.	Robert Gould	50	12	12	24	50	1	2	1
30.	Bobby Carpenter	32	10	13	23	53	3	0	1
	Dmitry Orlov*	74	2	21	23	24	0	0	0
32.	Matt Niskanen*	70	2	20	22	33	1	0	0
33.	John Druce	34	16	4	20	32	9	1	5
	Sylvain Cote	40	6	14	20	30	1	0	0
	Adam Oates	32	6	14	20	12	1	1	1
	Geoff Courttnall	21	6	14	20	44	2	0	2
37.	Jay Beagle*	85	8	11	19	26	1	0	2
	Alan Haworth	32	8	11	19	24	2	0	1
39.	Andre Burakovsky*	56	9	9	18	12	0	0	1
	Joel Ward	35	5	13	18	14	1	0	2
	Rod Langway	78	2	16	18	55	1	0	1
42.	Steve Konowalchuk	39	5	12	17	44	2	2	0
43.	Justin Williams	25	6	10	16	20	1	0	1
	Al Iafrate	23	11	5	16	40	4	0	2
	Gaetan Duchesne	33	10	6	16	39	0	1	1
	Andrei Nikolishin	32	1	15	16	18	1	0	0
47.	Brian Bellows	21	6	7	13	6	2	0	1
	Gregory Adams	36	2	11	13	132	1	0	0
	Sergei Fedorov	21	2	11	13	20	0	0	1
50.	Tom Poti	27	2	10	12	17	1	0	0
	Todd Krygier	35	8	4	12	36	0	1	2
	Stephen Leach	44	6	6	12	28	1	0	1
53.	Brooks Orpik*	64	2	9	11	44	0	0	2
	Brett Connolly*	38	8	3	11	12	1	0	0
	Karl Alzner	64	3	8	11	16	0	0	1
	Matt Bradley	37	3	8	11	8	0	1	1
	Mike Knuble	24	6	5	11	20	1	1	0
58.	Richard Zednik	22	7	3	10	21	2	0	0
	Craig Laughlin	27	6	4	10	18	1	0	4
60.	Troy Brouwer	35	3	6	9	28	1	0	1
	Keith Jones	26	4	5	9	75	1	0	0
	Viktor Kozlov	21	4	5	9	8	0	0	1

	Player	GP	G	A	PTS	PIM	PPG	SH	GW
	Jeff Halpern	19	4	5	9	23	2	0	2
64.	Jakub Vrana*	38	3	5	8	10	1	0	2
	Devante Smith-Pelly*	27	7	1	8	12	0	0	2
	John Tucker	12	1	7	8	0	0	0	0
67.	Chandler Stephenson*	30	2	5	7	10	0	1	0
	John Erskine	39	1	6	7	32	0	0	0
	David Steckel	24	4	3	7	8	0	0	1
	Robert Rouse	21	4	3	7	51	1	0	0
	Joseph Reekie	48	3	4	7	57	0	1	1
	Doug Jarvis	17	3	4	7	8	0	0	0
	Jaromir Jagr	6	2	5	7	2	1	0	0
74.	Anthony Mantha	11	0	6	6	19	0	0	0
	Michal Kempny*	29	2	4	6	14	0	0	0
	Kevin Shattenkirk	13	1	5	6	6	1	0	1
	Eric Fehr	33	5	1	6	10	0	0	0
	Esa Tikkanen	21	3	3	6	20	1	0	0
	Dave Tippett	17	2	4	6	8	0	0	0
	Garry Galley	15	2	4	6	13	0	0	0
	Michael Eagles	25	1	5	6	8	0	0	0
	Yvon Corveau	18	1	5	6	32	0	0	0
	Jason Arnett	9	1	5	6	2	1	0	0
84.	Nic Dowd	26	4	1	5	18	0	0	1
	Garnet Hathaway	19	3	2	5	32	0	0	0
	Nate Schmidt	21	1	4	5	6	0	0	0
	Tomas Fleischmann	22	3	2	5	10	1	0	1
	Michael Nylander	9	3	2	5	10	1	0	1
	Bryan Erickson	8	2	3	5	7	1	0	0
	Pat Elynuik	6	2	3	5	19	0	0	0
	Boyd Gordon	36	1	4	5	10	0	1	0
92.	Braden Holtby*	97	0	4	4	6	0	0	0
	Mathieu Perreault	11	1	3	4	0	0	0	0
	Brendan Witt	31	4	0	4	26	1	0	0
	Chris Simon	28	3	1	4	54	0	0	0
	Timothy Bergland	26	2	2	4	22	0	0	0
	Pat Peake	13	2	2	4	20	2	0	0
	David Poulin	13	2	2	4	19	0	0	0
	Dainius Zubrus	12	2	2	4	6	1	0	0
	Randy Burridge	17	1	3	4	12	0	0	0
	Roman Hamrlik	14	1	3	4	12	0	0	0
	Glen Currie	12	1	3	4	4	0	0	0
	Andrew Brunette	6	1	3	4	0	0	0	0
	Philip Housley	18	0	4	4	4	0	0	0
	Trevor Linden	6	0	4	4	14	0	0	0
106.	Justin Schultz	11	1	2	3	8	0	0	0
	Carl Hagelin	20	0	3	3	2	0	0	0
	Lou Franceschetti	33	2	1	3	83	0	0	1
	Gregory Smith	25	2	1	3	43	0	1	0
	Robert Joyce	14	2	1	3	9	0	0	0
	John Barrett	9	2	1	3	35	0	0	1
	Robert Lang	6	2	1	3	2	0	0	1
	Alan May	39	1	2	3	80	0	0	1
	Ken Klee	34	1	2	3	38	0	0	0
	Mark Tinordi	28	1	2	3	60	0	0	0
	Michael Lalor	10	1	2	3	22	0	0	0
	Marco Sturm	9	1	2	3	4	1	0	0
	Jorgen Pettersson	8	1	2	3	2	1	0	0
	Dennis Wideman	14	0	3	3	2	0	0	0
120.	Conor Sheary	11	1	1	2	2	0	0	0
	Trevor van Riemsdyk	6	1	1	2	0	0	0	0
	Johan Larsson	6	0	2	2	2	0	0	0
	Brenden Dillon	13	1	1	2	8	0	0	0
	Radko Gudas	5	0	2	2	2	0	0	0

# All-Time Playoff Scoring

Player	GP	G	A	PTS	PIM	PPG	SH	GW	Player	GP	G	A	PTS	PIM	PP	SH	GW
Alex Chiasson*	16	1	1	2	4	0	0	0	Christopher Felix	2	0	1	1	0	0	0	0
Milan Jurcina	21	2	0	2	18	0	1	0	Don Beaupre	36	0	1	1	4	0	0	0
Peter Sundstrom	14	2	0	2	6	0	1	1	<b>Nick Jensen</b>	<b>26</b>	<b>0</b>	<b>0</b>	<b>0</b>	<b>8</b>	<b>0</b>	<b>0</b>	<b>0</b>
Matt Hendricks	21	1	1	2	10	0	0	0	Shane Gersich*	2	0	0	0	0	0	0	0
Nick Kypreos	16	1	1	2	53	0	0	0	Brian Pinho	2	0	0	0	0	0	0	0
Donald Brashear	11	1	1	2	18	0	0	0	<b>Martin Fehervary</b>	<b>8</b>	<b>0</b>	<b>0</b>	<b>0</b>	<b>8</b>	<b>0</b>	<b>0</b>	<b>0</b>
John Slaney	11	1	1	2	2	1	0	0	Brett Ieason	1	0	0	0	0	0	0	0
Mike Ribeiro	7	1	1	2	10	0	0	1	Zdeno Chara	5	0	0	0	2	0	0	0
Joe Corvo	7	1	1	2	4	0	0	0	Michael Raffl	4	0	0	0	4	0	0	0
Mike Grier	6	1	1	2	2	0	0	0	Daniel Carr	1	0	0	0	2	0	0	0
Dennis Maruk	4	1	1	2	2	0	0	0	Jonas Siegenthaler	11	0	0	0	2	0	0	0
Shaone Morrisonn	26	0	2	2	16	0	0	0	Daniel Winnik	25	0	0	0	4	0	0	0
Brian Pothier	13	0	2	2	8	0	0	0	Trent Whitfield	14	0	0	0	12	0	0	0
James Johnson	13	0	2	2	14	0	0	0	Timo Blomqvist	13	0	0	0	24	0	0	0
Ulf Dahlen	11	0	2	2	4	0	0	0	Mike Richards	12	0	0	0	4	0	0	0
Darren Veitch	10	0	2	2	19	0	0	0	David Jensen	11	0	0	0	2	0	0	0
Paul Cavallini	6	0	2	2	18	0	0	0	Ken Sabourin	11	0	0	0	34	0	0	0
Kip Miller	5	0	2	2	2	0	0	0	Joseph Sacco	11	0	0	0	6	0	0	0
Brian Engblom	4	0	2	2	2	0	0	0	Rob Zettler	11	0	0	0	2	0	0	0
Jeff Brown	2	0	2	2	0	0	0	0	Rob Murray	9	0	0	0	18	0	0	0
Keith Aucoin	14	0	2	2	2	0	0	0	Kevin Kaminski	8	0	0	0	52	0	0	0
146. <b>Connor McMichael</b>	<b>4</b>	<b>0</b>	<b>1</b>	<b>1</b>	<b>0</b>	<b>0</b>	<b>0</b>	<b>0</b>	Matt Cooke	7	0	0	0	4	0	0	0
Daniel Sprong	3	0	1	1	4	0	0	0	Joel Kwiatkowski	6	0	0	0	2	0	0	0
Travis Boyd*	6	1	0	1	0	0	0	0	Eric Charron	6	0	0	0	8	0	0	0
Richard Panik	8	1	0	1	6	0	0	0	Steve Poapst	6	0	0	0	0	0	0	0
Ilya Kovalchuk	8	0	1	1	2	0	0	0	Rick Tabaracci	6	0	0	0	4	0	0	0
Christian Djoos*	25	0	1	1	4	0	0	0	Stefan Ustorf	5	0	0	0	0	0	0	0
Nathan Walker*	1	0	1	1	0	0	0	0	Joe Murphy	5	0	0	0	8	0	0	0
Jakub Jerabek*	2	0	1	1	2	0	0	0	Doug Wickenheiser	5	0	0	0	2	0	0	0
Taylor Chorney	7	0	1	1	4	0	0	0	Brian Sutherby	5	0	0	0	10	0	0	0
Tim Gleason	14	0	1	1	5	0	0	0	Michael Latta	4	0	0	0	2	0	0	0
Curtis Glencross	10	1	0	1	2	0	0	0	Martin Erat	4	0	0	0	4	0	0	0
Jack Hillen	7	0	1	1	6	0	0	0	Dmitri Mironov	4	0	0	0	4	0	0	0
Steve Oleksy	7	0	1	1	4	0	0	0	Todd Nelson	4	0	0	0	0	0	0	0
Craig Berube	38	1	0	1	90	0	0	1	Kent Paynter	4	0	0	0	10	0	0	0
Grant Ledyard	14	1	0	1	30	0	0	0	Bob Mason	4	0	0	0	0	0	0	0
Shawn Anderson	14	1	0	1	12	0	0	0	Terry Yake	3	0	0	0	0	0	0	0
Gary Sampson	12	1	0	1	0	0	0	0	Glen Metropolit	3	0	0	0	2	0	0	0
Chris Clark	8	1	0	1	8	0	0	0	Dwight Schofield	3	0	0	0	14	0	0	0
Edward Kastelic	6	1	0	1	32	1	0	0	Scot Kleinendorst	3	0	0	0	0	0	0	0
Steve Eminger	5	1	0	1	2	0	0	0	Jeff Nelson	3	0	0	0	4	0	0	0
Jason Woolley	4	1	0	1	4	0	0	1	Mark Taylor	3	0	0	0	0	0	0	0
Kenneth Houston	4	1	0	1	4	0	0	0	Mike Weber	2	0	0	0	0	0	0	0
Robert Pearson	3	1	0	1	17	0	0	1	Andre Hidi	2	0	0	0	0	0	0	0
Grant Martin	1	1	0	1	2	0	0	0	Milan Novy	2	0	0	0	0	0	0	0
Neil Sheehy	21	0	1	1	130	0	0	0	Igor Ulanov	2	0	0	0	4	0	0	0
Al Jensen	12	0	1	1	4	0	0	0	Jeff Greenlaw	2	0	0	0	21	0	0	0
Scott Hannan	9	0	1	1	2	0	0	0	Christopher Valentine	2	0	0	0	4	0	0	0
David Shand	8	0	1	1	13	0	0	0	Jeff Toms	1	0	0	0	0	0	0	0
Paul MacDermid	7	0	1	1	22	0	0	0	Scott Walker	1	0	0	0	0	0	0	0
Eric Belanger	7	0	1	1	4	0	0	0	Mikko Leinonen	1	0	0	0	0	0	0	0
Brad Schlegel	7	0	1	1	2	0	0	0	Sean Collins	1	0	0	0	0	0	0	0
John Blum	6	0	1	1	4	0	0	0	Steve Maltais	1	0	0	0	0	0	0	0
Sergei Berezin	6	0	1	1	0	0	0	0	Grant Jennings	1	0	0	0	0	0	0	0
Jason Doig	6	0	1	1	6	0	0	0	Jaroslav Svejksky	1	0	0	0	2	0	0	0
Brendan Morrison	5	0	1	1	2	0	0	0	Nolan Baumgartner	1	0	0	0	10	0	0	0
Mike McEwen	5	0	1	1	4	0	0	0	Edward Bulley	1	0	0	0	0	0	0	0
Peter Andersson	5	0	1	1	2	0	0	0	Jim McKenzie	1	0	0	0	0	0	0	0
Greg Theberge	4	0	1	1	0	0	0	0	Craig Billington	1	0	0	0	0	0	0	0
Stewart Holt	4	0	1	1	20	0	0	0	Paul Carey	1	0	0	0	0	0	0	0
Tyler Sloan	4	0	1	1	0	0	0	0									
Ivan Ciernik	2	0	1	1	6	0	0	0									

\*Indicates 2018 Stanley Cup Champion

## CAREER LEADERS

### GAMES PLAYED

1. **Alex Ovechkin** ..... 147
2. **Nicklas Backstrom** ..... 139
3. **John Carlson** ..... 123
4. Dale Hunter ..... 100
5. Kelly Miller ..... 100
6. Michal Pivonka ..... 95
7. Calle Johansson ..... 95
8. **Evgeny Kuznetsov** ..... 87
9. Jay Beagle ..... 85
10. **Tom Wilson** ..... 83

Kevin Hatcher ..... 83

### GOALS

1. **Alex Ovechkin** ..... 72
2. **Nicklas Backstrom** ..... 38
3. Peter Bondra ..... 30
4. **Evgeny Kuznetsov** ..... 29
5. **T.J. Oshie** ..... 29
6. Dale Hunter ..... 25
7. Dino Ciccarelli ..... 21
8. **John Carlson** ..... 19
9. Mike Ridley ..... 19
10. Michal Pivonka ..... 19

### POWER-PLAY GOALS

1. **Alex Ovechkin** ..... 28
2. **T.J. Oshie** ..... 17
3. Peter Bondra ..... 13
4. **John Carlson** ..... 12
5. Dale Hunter ..... 11

### ASSISTS

1. **Nicklas Backstrom** ..... 76
2. **Alex Ovechkin** ..... 69
3. **John Carlson** ..... 54
4. Dale Hunter ..... 47
5. Scott Stevens ..... 44
6. Calle Johansson ..... 42
7. Mike Ridley ..... 41
8. **Evgeny Kuznetsov** ..... 38
9. Michal Pivonka ..... 36
10. Kevin Hatcher ..... 32

### SHORTHANDED GOALS

1. Kelly Miller ..... 4
2. Kevin Hatcher ..... 2
3. Robert Gould ..... 2
4. Steve Konowalchuk ..... 2
5. 16 tied with ..... 1

### PENALTY MINUTES

1. Dale Hunter ..... 372
2. Kevin Hatcher ..... 224
3. Scott Stevens ..... 180
4. **Tom Wilson** ..... 134
5. Gregory Adams ..... 132
6. Neil Sheehy ..... 130
7. Craig Berube ..... 90
8. Michal Pivonka ..... 86
9. Lou Franceschetti ..... 83
10. Alan May ..... 80

### GAME-WINNING GOALS

1. **Alex Ovechkin** ..... 10
2. **Nicklas Backstrom** ..... 7
3. **T.J. Oshie** ..... 6
4. Peter Bondra ..... 6
5. Jason Chimera ..... 6
6. Joseph Juneau ..... 5
7. John Druce ..... 5

# All-Time Playoff Goaltending

## PLAYOFF GOALTENDING BY GOALS-AGAINST AVERAGE

Player	GP	MIN	W	L	GA	AVG	SO	SA	PCT
Robert Mason	4	307	2	2	9	1.76	1	143	.937
Braden Holtby*	97	6,013	50	46	213	2.13	7	2,888	.926
Olie Kolzig	45	2,799	20	24	100	2.14	6	1,376	.927
Michal Neuvirth	9	590	4	5	23	2.34	1	261	.912
Semyon Varlamov	19	1,107	10	9	46	2.49	2	542	.915
Byron Dafoe	3	138	0	2	6	2.61	0	42	.857
Craig Anderson	2	112	1	1	5	2.67	0	70	.929
Rick Tabaracci	6	415	1	5	20	2.89	0	210	.905
Pat Riggan	10	453	2	5	22	2.91	0	120	.876
Cristobal Huet	7	451	3	4	22	2.93	0	242	.909
Ilya Samsonov	8	463	1	6	23	2.98	0	247	.907
Don Beaupre	36	1,992	18	15	99	2.98	2	948	.896
Craig Billington	1	20	0	0	1	3.00	0	6	.833
Pete Peeters	30	1,736	15	15	91	3.15	0	817	.888
Al Jensen	12	598	5	5	32	3.21	0	206	.886
Mike Liut	11	555	4	5	32	3.46	0	252	.873
Jose Theodore	4	178	0	2	11	3.71	0	73	.849
Philipp Grubauer*	4	184	1	1	13	4.24	0	79	.835
Vitek Vanecek	3	112	1	1	8	4.25	0	55	.855
Jim Carey	10	455	2	5	35	4.61	0	190	.816
Clint Malarchuk	4	193	0	2	15	4.65	0	95	.842

\*Indicates 2018 Stanley Cup Champion

### GAMES PLAYED

1.	Braden Holtby.....	97
2.	Olie Kolzig.....	45
3.	Don Beaupre.....	36
4.	Pete Peeters.....	30
5.	Semyon Varlamov.....	19

### MINUTES

1.	Braden Holtby.....	6,013
2.	Olie Kolzig.....	2,799
3.	Don Beaupre.....	1,992
4.	Pete Peeters.....	1,731
5.	Semyon Varlamov.....	1,107

### WINS

1.	Braden Holtby.....	50
2.	Olie Kolzig.....	20
3.	Don Beaupre.....	18
4.	Pete Peeters.....	15
5.	Semyon Varlamov.....	10

### SHUTOUTS

1.	Braden Holtby.....	7
2.	Olie Kolzig.....	6
3.	Don Beaupre.....	2
	Semyon Varlamov.....	2
5.	Michal Neuvirth.....	1
	Robert Mason.....	1

## ALL-TIME SHUTOUTS

### Shutouts For (19)

Date	Opponent	Score	Goaltender
4/20/19	vs. Carolina	6-0	Braden Holtby
5/23/18	@ Tampa Bay	4-0	Braden Holtby
5/21/18	Tampa Bay	3-0	Braden Holtby
4/24/16	@ Philadelphia	1-0	Braden Holtby
4/14/16	Philadelphia	2-0	Braden Holtby
5/4/15	NY Rangers	1-0	Braden Holtby
5/4/13	NY Rangers	1-0 (OT)	Braden Holtby
4/15/11	NY Rangers	2-0	Michal Neuvirth
4/24/09	NY Rangers	4-0	Semyon Varlamov
4/20/09	@ NY Rangers	4-0	Semyon Varlamov
4/10/03	@ Tampa Bay	3-0	Olie Kolzig
4/12/01	Pittsburgh	1-0	Olie Kolzig
5/30/98	@ Buffalo	2-0	Olie Kolzig
5/15/98	Ottawa	3-0	Olie Kolzig
5/13/98	@ Ottawa	2-0	Olie Kolzig
4/28/98	@ Boston	3-0	Olie Kolzig
4/21/94	Pittsburgh	2-0	Don Beaupre
4/5/91	@ NY Rangers	3-0	Don Beaupre
4/11/87	@ NY Islanders	2-0	Bob Mason

### Shutouts Against (16)

Date	Opponent	Score	Goaltender
4/15/19	@ Carolina	0-5	Petr Mrazek
5/10/17	Pittsburgh	0-2	Marc-Andre Fleury
4/22/16	Philadelphia	0-2	Michal Neuvirth
5/13/13	NY Rangers	0-5	Henrik Lundqvist
5/12/13	@ NY Rangers	0-1	Henrik Lundqvist
4/12/12	@ Boston	0-1	Tim Thomas
4/18/09	NY Rangers	0-1	Henrik Lundqvist
4/13/08	Philadelphia	0-2	Martin Biron
4/16/01	@ Pittsburgh	0-3	Johan Hedberg
4/13/00	Pittsburgh	0-7	Ron Tugnutt
5/23/98	Buffalo	0-2	Dominik Hasek
5/1/98	Boston	0-4	Byron Dafoe
5/18/95	@ Pittsburgh	0-3	Ken Wregget
5/5/94	NY Rangers	0-3	Mike Richter
4/7/91	NY Rangers	0-6	Mike Richter
5/5/90	@ Boston	0-3	Andy Moog

# Playoff Overtimes

## CAPITALS OVERTIME WINS

	Date	Opponent	Goal Scorer	Time	Game	Score
1.	4/10/85	NY Islanders	Alan Haworth	2:28	1	4-3
2.	4/11/85	NY Islanders (2 OT)	Mike Gartner	21:23	2	2-1
3.	4/16/88	Philadelphia	Dale Hunter	5:57	7	5-4
4.	4/8/89	Philadelphia	Kelly Miller	:51	3	4-3
5.	4/5/90	@ New Jersey	Dino Ciccarelli	5:34	1	5-4
6.	4/25/90	NY Rangers	Rod Langway	:34	4	4-3
7.	4/27/90	@ NY Rangers	John Druce	6:48	5	2-1
8.	4/11/91	@ NY Rangers	Dino Ciccarelli	6:44	5	5-4
9.	4/26/98	@ Boston (2 OT)	Joe Juneau	26:31	3	3-2
10.	5/3/98	@ Boston	Brian Bellows	15:24	6	3-2
11.	5/25/98	Buffalo	Todd Krygier	3:01	2	3-2
12.	5/28/98	@ Buffalo	Peter Bondra	9:37	3	4-3
13.	6/4/98	@ Buffalo	Joe Juneau	6:24	6	3-2
14.	4/18/01	@ Pittsburgh	Jeff Halpern	4:01	4	4-3
15.	5/11/09	@ Pittsburgh	David Steckel	6:22	6	5-4
16.	4/17/10	Montreal	Nicklas Backstrom	:31	2	6-5
17.	4/13/11	NY Rangers	Alexander Semin	18:24	1	2-1
18.	4/20/11	@ NY Rangers (2 OT)	Jason Chimera	32:36	4	4-3
19.	4/14/2012	@ Boston (2 OT)	Nicklas Backstrom	22:56	2	2-1
20.	4/25/2012	@ Boston	Joel Ward	2:57	7	2-1
21.	5/4/13	NY Rangers	Mike Green	8:00	2	1-0
22.	5/10/13	NY Rangers	Mike Ribeiro	9:24	5	2-1
23.	4/21/15	@ NY Islanders	Nicklas Backstrom	11:09	4	2-1
24.	4/28/16	Pittsburgh	T.J. Oshie	9:33	1	4-3
25.	4/13/17	Toronto	Tom Wilson	5:15	1	3-2
26.	4/21/17	Toronto	Justin Williams	1:04	5	2-1
27.	4/23/17	@ Toronto	Marcus Johansson	6:31	6	2-1
28.	5/1/17	@ Pittsburgh	Kevin Shattenkirk	3:13	3	3-2
29.	4/17/18	@ Columbus (2 OT)	Lars Eller	29:00	3	3-2
30.	4/21/18	Columbus	Nicklas Backstrom	11:53	5	4-3
31.	5/7/18	@Pittsburgh	Evgeny Kuznetsov	5:27	6	2-1
32.	4/13/19	Carolina	Brooks Orpik	1:48	2	4-3
33.	5/15/21	Boston	Nic Dowd	4:41	1	3-2

## CAPITALS OVERTIME LOSSES

	Date	Opponent	Goal Scorer	Time	Game	Score
1.	4/13/84	@ NY Islanders	Anders Kallur	7:35	2	4-5
2.	4/17/86	NY Rangers	Brian MacLellan	1:16	1	3-4
3.	4/23/86	@ NY Rangers	Bob Brooke	2:40	4	5-6
4.	4/18/87	NY Islanders (4 OT)	Pat LaFontaine	68:47	7	2-3
5.	4/10/88	@ Philadelphia	Murray Craven	1:18	4	4-5
6.	4/19/91	@ Pittsburgh	Kevin Stevens	8:10	2	6-7
7.	4/20/93	NY Islanders (2 OT)	Brian Mullen	34:50	2	4-5
8.	4/22/93	@ NY Islanders	Ray Ferraro	4:46	3	3-4
9.	4/24/93	@ NY Islanders (2 OT)	Ray Ferraro	25:40	4	3-4
10.	5/14/95	@ Pittsburgh	Luc Robitaille	4:30	5	5-6
11.	4/24/96	Pittsburgh (4 OT)	Petr Nedved	79:15	4	2-3
12.	4/24/98	Boston (2 OT)	Darren Van Impe	20:54	2	3-4
13.	6/11/98	@ Detroit	Kris Draper	15:24	2	4-5
14.	4/15/00	@ Pittsburgh	Jaromir Jagr	5:49	2	1-2
15.	4/24/01	@ Pittsburgh	Martin Straka	13:04	6	3-4
16.	4/15/03	Tampa Bay	Vincent Lecavalier	2:29	3	3-4
17.	4/20/03	Tampa Bay (3 OT)	Martin St. Louis	44:03	6	1-2
18.	4/17/08	@ Philadelphia (2 OT)	Mike Knuble	26:40	4	3-4
19.	4/22/08	Philadelphia	Joffrey Lupul	6:06	7	2-3
20.	5/6/09	@ Pittsburgh	Kris Letang	11:23	3	2-3
21.	5/9/09	Pittsburgh	Evgeni Malkin	3:28	5	3-4
22.	4/15/10	Montreal	Tomas Plekanec	13:19	1	2-3
23.	5/1/11	Tampa Bay	Vincent Lecavalier	6:19	2	2-3
24.	4/12/2012	@ Boston	Chris Kelly	1:18	1	0-1
25.	4/22/2012	Boston	Tyler Seguin	3:17	6	3-4
26.	5/2/2012	NY Rangers (3 OT)	Marian Gaborik	74:41	3	1-2
27.	5/7/2012	@ NY Rangers	Marc Staal	1:35	5	2-3
28.	4/19/15	@ NY Islanders	John Tavares	0:15	3	1-2
29.	5/8/15	@ NY Rangers	Ryan McDonagh	9:37	5	1-2
30.	5/13/15	@ NY Rangers	Derek Stepan	11:24	7	1-2
31.	5/4/16	@ Pittsburgh	Patric Hornqvist	2:34	4	2-3
32.	5/10/16	@ Pittsburgh	Nick Bonino	6:32	6	3-4
33.	4/15/17	Toronto (2 OT)	Kasperi Kapanen	11:53	2	3-4
34.	4/17/17	@ Toronto	Tyler Bozak	1:37	3	3-4
35.	4/12/18	Columbus	Artemi Panarin	6:02	1	3-4
36.	4/15/17	Columbus	Matt Calvert	12:22	2	4-5
37.	4/24/19	Carolina (2 OT)	Brock McGinn	31:05	7	3-4
38.	8/16/20	@ NY Islanders	Mathew Barzal	4:28	3	0-3
39.	5/17/21	Boston	Brad Marchand	0:39	2	3-4
40.	5/19/21	@ Boston (2 OT)	Craig Smith	25:48	3	2-3
41.	5/9/22	Florida	Carter Verhaeghe	4:57	4	2-3
42.	5/13/22	Florida	Carter Verhaeghe	2:46	6	3-4

## OVERTIME RECORD BY YEAR

Year	Total			Home			Away		
	GP	W	L	GP	W	L	GP	W	L
2021-22	2	0	2	2	0	2	0	0	0
2020-21	3	1	2	2	1	1	1	0	1
2019-20	2	0	1	0	0	0	2	0	1
2018-19	2	1	1	2	1	1	0	0	0
2017-18	5	3	2	3	1	2	2	2	0
2016-17	6	4	2	3	2	1	3	2	1
2015-16	3	1	2	1	1	0	2	0	2
2014-15	4	1	3	0	0	0	4	1	3
2012-13	2	2	0	2	2	0	0	0	0
2011-12	6	2	4	2	0	2	4	2	2
2010-11	3	2	1	2	1	1	1	1	0
2009-10	2	1	1	2	1	1	0	0	0
2008-09	3	1	2	1	0	1	2	1	1
2007-08	2	0	2	1	0	1	1	0	1
2002-03	2	0	2	2	0	2	0	0	0
2000-01	2	1	1	0	0	0	2	1	1
1999-00	1	0	1	0	0	0	1	0	1
1997-98	7	5	2	2	1	1	5	4	1
1995-96	1	0	1	1	0	1	0	0	0
1994-95	1	0	1	0	0	0	1	0	1
1993-94	0	0	0	0	0	0	0	0	0
1992-93	3	0	3	1	0	1	2	0	2
1991-92	0	0	0	0	0	0	0	0	0
1990-91	2	1	1	0	0	0	2	1	1
1989-90	3	3	0	1	1	0	2	2	0
1988-89	1	1	0	1	1	0	0	0	0
1987-88	2	1	1	1	1	0	1	0	1
1986-87	1	0	1	1	0	1	0	0	0
1985-86	2	0	2	1	0	1	1	0	1
1984-85	2	2	0	2	2	0	0	0	0
1983-84	1	0	1	0	0	0	1	0	1
<b>Totals</b>	<b>76</b>	<b>33</b>	<b>42</b>	<b>36</b>	<b>16</b>	<b>20</b>	<b>40</b>	<b>17</b>	<b>22</b>

\*Note: Shootout loss occurred in 2019-20 at Tampa Bay

## OVERTIME RECORD BY OPPONENT

Year	Total			Home			Away		
	GP	W	L	GP	W	L	GP	W	L
Boston	10	5	5	4	1	3	6	4	2
Buffalo	3	3	0	1	1	0	2	2	0
Carolina	2	1	1	2	1	1	0	0	0
Columbus	4	2	2	3	1	2	1	1	0
Detroit	1	0	1	0	0	0	1	0	1
Florida	2	0	2	2	0	2	0	0	0
Montreal	2	1	1	2	1	1	0	0	0
New Jersey	1	1	0	0	0	0	1	1	0
NY Islanders	10	3	7	4	2	2	6	1	5
NY Rangers	13	7	6	6	4	2	7	3	4
Ottawa	0	0	0	0	0	0	0	0	0
Philadelphia	5	2	3	3	2	1	2	0	2
Pittsburgh	14	5	9	3	1	2	11	4	7
Tampa Bay	4	0	3	3	0	3	0	0	0
Toronto	5	3	2	3	2	1	2	1	1
<b>Totals</b>	<b>76</b>	<b>33</b>	<b>42</b>	<b>36</b>	<b>16</b>	<b>20</b>	<b>40</b>	<b>17</b>	<b>22</b>

\*Note: Shootout loss occurred in 2019-20 at Tampa Bay

# Playoff Hat Tricks & Penalty Shots

## CAPITALS HAT TRICKS

	Date	Player	Opponent	Score	Goaltender
1.	4/5/90	Dino Ciccarelli	@ New Jersey	W, 5-4	Sean Burke
2.	4/21/90	John Druce	@ NY Rangers	W, 6-3	John Vanbiesbrouck, Mike Richter
3.	4/25/92	Dino Ciccarelli (4)	@ Pittsburgh	W, 7-2	Tom Barrasso, Ken Wregget
4.	4/20/93	Dale Hunter	NY Islanders	L, 4-5 2 OT	Glenn Healy
5.	4/26/93	Al Iafrate	NY Islanders	W, 6-4	Glenn Healy, Mark Fitzpatrick
6.	5/4/09	Alex Ovechkin	Pittsburgh	W, 4-3	Marc-Andre Fleury
7.	4/17/10	Nicklas Backstrom	Montreal	W, 6-5 OT	Jaroslav Halak
8.	4/28/16	T.J. Oshie	Pittsburgh	W, 4-3 OT	Matthew Murray

## OPPONENTS HAT TRICKS

	Date	Player	Opponent	Score	Goaltender
1.	4/10/83	Mike Bossy	NY Islanders	L, 6-3	Al Jensen, Pat Riggin
2.	4/20/88	Aaron Broten	New Jersey	L, 2-5	Pete Peeters
3.	4/22/88	Mark Johnson (4)	@ New Jersey	L, 4-10	Clint Malarchuk, Pete Peeters
4.	4/22/88	Patrik Sundstrom	@ New Jersey	L, 4-10	Clint Malarchuk, Pete Peeters
5.	4/19/90	Bernie Nicholls	@ NY Rangers	L, 3-7	Mike Liut
6.	4/23/92	Mario Lemieux	Pittsburgh	L, 4-6	Don Beaupre
6.	4/26/93	Ray Ferraro (4)	NY Islanders	W, 6-4	Don Beaupre
7.	5/11/98	Daniel Alfredsson	@ Ottawa	L, 3-4	Olie Kolzig
8.	5/4/09	Sidney Crosby	@ Pittsburgh	W, 4-3	Semyon Varlamov
10.	4/17/10	Andrei Kostitsyn	Montreal	L, 5-6	Jaroslav Halak

## CAPITALS PENALTY SHOTS

	Date	Player	Opponent	Score	Result	Goalie
1.	4/14/85	Bob Carpenter	@ NY Islanders	L, 4-6	Failed	Billy Smith
2.	5/10/95	Michal Pivonka	Pittsburgh	W, 6-2	Failed	Tom Barrasso
3.	4/24/96	Joe Juneau	Pittsburgh	L, 2-3 4 OT	Failed	Ken Wregget
4.	4/20/19	Nic Dowd	Carolina	W, 6-0	Goal	Petr Mrazek

## OPPONENTS PENALTY SHOTS

	Date	Player	Opponent	Score	Result	Goalie
1.	4/9/83	Denis Potvin	NY Islanders	L, 2-6	Failed	Al Jensen
2.	4/15/08	Mike Richards	@ Philadelphia	L, 3-6	Goal	Cristobal Huet
3.	5/6/15	Carl Hagelin	NY Rangers	W, 2-1	Failed	Braden Holtby



Nic Dowd converted the first penalty shot in the playoffs in franchise history in Game 5 of the Eastern Conference first round against Carolina on April 20, 2019.

# Game-by-Game Playoff Results

## 2021-22

Eastern Conference First Round - Washington vs. Florida Panthers (best of seven) - Florida wins series 4-2

GM	Date	Opponent	Result	Series	PP	PK	SF-SA	GWG	Goalies
1	5/3	@ Florida	W, 4-2	1-0	1-3	2-2	38-32	Oshie	Vanecek/Bobrovsky
2	5/5	@ Florida	L, 1-5	1-1	1-3	4-4	27-36	Barkov	Vanecek/Samsonov/Bobrovsky
3	5/7	Florida	W, 6-1	2-1	2-6	3-3	31-30	Johansson	Samsonov/Bobrovsky
4	5/9	Florida	L, 2-3 (OT)	2-2	1-5	4-4	16-32	Verhaeghe	Samsonov/Bobrovsky
5	5/11	@ Florida	L, 3-5	2-3	1-3	3-3	33-38	Verhaeghe	Samsonov/Bobrovsky
6	5/13	Florida	L, 3-4 (OT)	2-4	1-4	2-2	37-31	Verhaeghe	Samsonov/Bobrovsky

## 2020-21

East Division First Round - Washington vs. Boston Bruins (best of seven) - Boston wins series 4-1

GM	Date	Opponent	Result	Series	PP	PK	SF-SA	GWG	Goalies
1	5/15	Boston	W, 3-2 (OT)	1-0	0-1	3-4	32-26	Dowd	Vanecek/Anderson/Rask
2	5/17	Boston	L, 3-4 (OT)	1-1	1-4	2-2	39-48	Marchand	Anderson/Rask
3	5/19	@ Boston	L, 2-3 (2OT)	1-2	1-5	4-5	37-43	C. Smith	Samsonov/Rask
4	5/21	@ Boston	L, 1-4	1-3	1-7	2-5	20-37	Pastrnak	Samsonov/Rask
5	5/23	Boston	L, 1-3	1-4	0-4	3-3	41-19	Bergeron	Samsonov/Rask

## 2019-20

Eastern Conference First Round - Washington vs. New York Islanders (best of seven) - New York wins series 4-1

GM	Date	Opponent	Result	Series	PP	PK	SF-SA	GWG	Goalies
1	8/12	NY Islanders	L, 2-4	0-1	2-7	4-4	26-28	Bailey	Holtby/Varlamov
2	8/14	NY Islanders	L, 2-5	0-2	0-2	4-5	25-32	Nelson	Holtby/Varlamov
3	8/16	@ NY Islanders	L, 1-2 (OT)	0-3	1-2	5-5	23-34	Barzal	Holtby/Varlamov
4	8/18	@ NY Islanders	W, 3-2	1-3	1-5	5-5	29-26	Ovechkin	Holtby/Varlamov
5	8/20	NY Islanders	L, 0-4	1-4	0-2	2-3	21-17	Beauvillier	Holtby/Varlamov

Eastern Conference Round Robin

GM	Date	Opponent	Result	Series	PP	PK	SF-SA	GWG	Goalies
1	8/3	@ Tampa Bay	SOL, 2-3	N/A	1-4	0-0	33-28	Kucherov	Holtby/Vasilevskiy
2	8/6	@ Philadelphia	L, 1-3	N/A	0-4	6-6	14-21	Sanheim	Holtby/Elliott
3	8/9	Boston	W, 2-1	N/A	0-2	0-2	25-31	Wilson	Holtby/Rask

## 2018-19

Eastern Conference First Round - Washington vs. Carolina Hurricanes (best of seven) - Carolina wins series 4-3

GM	Date	Opponent	Result	Series	PP	PK	SF-SA	GWG	Goalies
1	4/11	Carolina	W, 4-2	1-0	2-4	3-3	18-29	Ovechkin	Holtby/Mrazek
2	4/13	Carolina	W, 4-3 OT	2-0	0-4	4-5	33-28	Orpik	Holtby/Mrazek
3	4/15	@ Carolina	L, 0-5	2-1	0-4	3-5	18-45	Foegle	Holtby/Mrazek
4	4/18	@ Carolina	L, 1-2	2-2	1-3	2-2	31-24	Teravainen	Holtby/Mrazek
5	4/20	Carolina	W, 6-0	3-2	3-4	5-5	28-30	Backstrom	Holtby/Mrazek
6	4/22	@ Carolina	L, 2-5	3-3	0-2	4-4	35-36	Staal	Holtby/Mrazek
7	4/24	Carolina	L, 3-4 2OT	3-4	0-3	1-1	37-42	McGinn	Holtby/Mrazek

## 2017-18

Eastern Conference First Round - Washington vs. Columbus Blue Jackets (best of seven) - Washington wins series 4-2

GM	Date	Opponent	Result	Series	PP	PK	SF-SA	GWG	Goalies
1	4/12	Columbus	L, 4-3 OT	0-2	2-6	2-4	30-27	Panarin	Grubauer/Bobrovsky
2	4/15	Columbus	L, 5-4 OT	0-2	3-7	2-4	58-30	Calvert	Grubauer, Holtby/Bobrovsky
3	4/17	@ Columbus	W, 3-2 2OT	1-2	1-4	4-4	45-35	Eller	Holtby/Bobrovsky
4	4/19	@ Columbus	W, 4-1	2-2	1-3	3-3	33-24	Oshie	Holtby/Bobrovsky
5	4/21	Columbus	W, 4-3 OT	3-2	1-4	5-5	29-42	Backstrom	Holtby/Bobrovsky
6	4/23	@ Columbus	W, 6-3	4-2	1-3	4-4	28-38	Smith-Pelly	Holtby/Bobrovsky

Eastern Conference Second Round - Washington vs. Pittsburgh Penguins (best of seven) - Washington wins series 4-2

GM	Date	Opponent	Result	Series	PP	PK	SF-SA	GWG	Goalies
1	4/26	Pittsburgh	L, 2-3	0-1	0-1	2-2	34-25	Guentzel	Holtby/Murray
2	4/29	Pittsburgh	W, 4-1	1-1	1-3	3-3	32-33	Vrana	Holtby/Murray
3	5/1	@ Pittsburgh	W, 4-3	2-1	1-4	3-4	22-22	Ovechkin	Holtby/Murray
4	5/3	@ Pittsburgh	L, 1-3	2-2	1-3	2-4	21-24	Malkin	Holtby/Murray
5	5/5	Pittsburgh	W, 6-3	3-2	1-3	3-5	32-39	Vrana	Holtby/Murray
6	5/7	@ Pittsburgh	W, 2-1 OT	4-2	0-1	1-1	30-22	Kuznetsov	Holtby/Murray

# Game-by-Game Playoff Results

Eastern Conference Final - Washington vs. Tampa Bay Lightning (best of seven) - Washington wins series 4-3

GM	Date	Opponent	Result	Series	PP	PK	SF-SA	GWG	Goalies
1	5/11	@ Tampa Bay	W, 4-2	1-0	2-4	2-3	32-21	Beagle	Holtby/Vasilevskiy, Domingue
2	5/13	@ Tampa Bay	W, 6-2	2-0	1-3	2-4	37-35	Eller	Holtby/Vasilevskiy
3	5/15	Tampa Bay	L, 2-4	2-1	0-3	3-5	38-23	Hedman	Holtby/Vasilevskiy
4	5/17	Tampa Bay	L, 2-4	2-2	0-4	1-2	38-20	Killorn	Holtby/Vasilevskiy
5	5/19	@ Tampa Bay	L, 2-3	2-3	0-0	0-1	30-22	Callahan	Holtby/Vasilevskiy
6	5/21	Tampa Bay	W, 3-0	3-3	1-1	2-2	34-24	Oshie	Holtby/Vasilevskiy
7	5/23	@ Tampa Bay	W, 4-0	4-3	0-2	1-1	23-29	Ovechkin	Holtby/Vasilevskiy

Stanley Cup Final - Washington vs. Vegas Golden Knights (best of seven) - Washington wins series 4-1

GM	Date	Opponent	Result	Series	PP	PK	SF-SA	GWG	Goalies
1	5/28	@ Vegas	L, 4-6	0-1	0-1	0-1	28-34	Nosek	Holtby/Fleury
2	5/30	@ Vegas	W, 3-2	1-1	1-2	4-5	26-39	Orpik	Holtby/Fleury
3	6/2	Vegas	W, 3-1	2-1	0-4	2-2	26-22	Kuznetsov	Holtby/Fleury
4	6/4	Vegas	W, 6-2	3-1	3-5	4-4	23-30	Smith-Pelly	Holtby/Fleury
5	6/7	@ Vegas	W, 4-3	4-1	1-4	1-2	33-31	Eller	Holtby/Fleury

## 2016-17

Eastern Conference First Round - Washington vs. Toronto Maple Leafs (best of seven) - Washington wins series 4-2

GM	Date	Opponent	Result	Series	PP	PK	SF-SA	GWG	Goalies
1	4/13	Toronto	W, 3-2 OT	1-0	1-3	1-1	44-37	Wilson	Holtby/Andersen
2	4/15	Toronto	L, 3-4 OT	1-1	2-5	4-5	50-51	Kapanen	Holtby/Andersen
3	4/17	@ Toronto	L, 3-4 OT	1-2	0-3	2-3	26-28	Bozak	Holtby/Andersen
4	4/19	@ Toronto	W, 5-4	2-2	1-1	3-4	27-34	Oshie	Holtby/Andersen
5	4/21	Toronto	W, 2-1 OT	3-2	1-3	4-4	28-25	Williams	Holtby/Andersen
6	4/23	@ Toronto	W, 2-1 OT	4-2	0-2	1-1	36-38	Johansson	Holtby/Andersen

Eastern Conference Second Round - Washington vs. Pittsburgh Penguins (best of seven) - Pittsburgh wins series 4-3

GM	Date	Opponent	Result	Series	PP	PK	SF-SA	GWG	Goalies
1	4/27	Pittsburgh	L, 2-3	0-1	0-0	2-2	35-21	Bonino	Holtby/Fleury
2	4/29	Pittsburgh	L, 2-6	0-2	1-5	2-3	36-24	Guentzel	Holtby, Grubauer/Fleury
3	5/1	@ Pittsburgh	W, 3-2 OT	1-2	2-5	5-5	33-30	Shattenkirk	Holtby, Fleury
4	5/3	@ Pittsburgh	L, 2-3	1-3	0-4	4-5	38-18	Schultz	Holtby, Fleury
5	5/6	Pittsburgh	W, 4-2	2-3	0-3	1-2	32-22	Kuznetsov	Holtby, Fleury
6	5/8	@ Pittsburgh	W, 5-2	3-3	2-4	3-3	26-18	Backstrom	Holtby, Fleury
7	5/10	Pittsburgh	L, 0-2	3-4	0-2	2-2	29-28	Rust	Holtby, Fleury

## 2015-16

Eastern Conference First Round - Washington vs. Philadelphia Flyers (best of seven) - Washington wins series 4-2

GM	Date	Opponent	Result	Series	PP	PK	SF-SA	GWG	Goalies
1	4/14	Philadelphia	W, 2-0	1-0	1-6	4-4	31-19	Carlson	Holtby/Mason
2	4/16	Philadelphia	W, 4-1	2-0	2-2	4-4	23-42	Chimera	Holtby/Mason
3	4/18	@ Philadelphia	W, 6-1	3-0	5-9	5-5	27-32	Ovechkin	Holtby/Mason
4	4/20	@ Philadelphia	L, 1-2	3-1	0-2	1-2	32-25	MacDonald	Holtby/Neuvirth
5	4/22	Philadelphia	L, 0-2	3-2	0-3	6-6	44-11	White	Holtby/Neuvirth
6	4/24	@ Philadelphia	W, 1-0	4-2	0-5	3-3	29-26	Backstrom	Holtby/Neuvirth

Eastern Conference Second Round - Washington vs. Pittsburgh Penguins (best of seven) - Pittsburgh wins series 4-2

GM	Date	Opponent	Result	Series	PP	PK	SF-SA	GWG	Goalies
1	4/28	Pittsburgh	W, 4-3 OT	1-0	0-4	2-2	35-45	Oshie	Holtby/Murray
2	4/30	Pittsburgh	L, 1-2	1-1	1-2	5-5	24-35	Fehr	Holtby/Murray
3	5/2	@ Pittsburgh	L, 2-3	1-2	0-4	3-3	49-23	Hagelin	Holtby/Murray
4	5/4	@ Pittsburgh	L, 2-3 OT	1-3	0-2	4-4	36-33	Hornqvist	Holtby/Murray
5	5/7	Pittsburgh	W, 3-1	2-3	2-5	1-2	19-31	Oshie	Holtby/Murray
6	5/10	@ Pittsburgh	L, 3-4 OT	2-4	2-6	1-3	39-42	Bonino	Holtby/Murray

## 2014-15

Eastern Conference First Round - Washington vs. New York Islanders (best of seven) - Washington wins series 4-3

GM	Date	Opponent	Result	Series	PP	PK	SF-SA	GWG	Goalies
1	4/15	NY Islanders	L, 1-4	0-1	0-2	2-2	25-27	Strome	Holtby/Halak
2	4/17	NY Islanders	W, 4-3	1-1	1-1	1-1	35-21	Chimera	Grubauer/Halak
3	4/19	@ NY Islanders	L, 1-2 OT	1-2	0-3	3-3	25-42	Tavares	Holtby/Halak
4	4/21	@ NY Islanders	W, 2-1 OT	2-2	0-1	4-4	30-37	Backstrom	Holtby/Halak
5	4/23	NY Islanders	W, 5-1	3-2	0-3	2-2	41-23	Alzner	Holtby/Halak, Neuvirth
6	4/25	@ NY Islanders	L, 1-3	3-3	1-3	1-1	39-38	Kulemin	Holtby/Halak
7	4/27	NY Islanders	W, 2-1	4-3	0-0	1-1	26-11	Kuznetsov	Holtby/Halak

# Game-by-Game Playoff Results

Eastern Conference Second Round - Washington vs. New York Rangers (best of seven) - New York wins series 4-3

GM	Date	Opponent	Result	Series	PP	PK	SF-SA	GWG	Goalies
1	4/30	@ NY Rangers	W, 2-1	1-0	1-2	2-2	29-32	Ward	Holtby/Lundqvist
2	5/2	@ NY Rangers	L, 2-3	1-1	0-1	3-4	32-35	Brassard	Holtby/Lundqvist
3	5/4	NY Rangers	W, 1-0	2-1	0-2	2-2	22-30	Beagle	Holtby/Lundqvist
4	5/6	NY Rangers	W, 2-1	3-1	0-1	1-1	30-29	Burakovsky	Holtby/Lundqvist
5	5/8	@ NY Rangers	L, 1-2 OT	3-2	0-2	2-2	29-43	McDonagh	Holtby/Lundqvist
6	5/10	NY Rangers	L, 3-4	3-3	0-4	2-3	45-28	Boyle	Holtby/Lundqvist
7	5/13	@ NY Rangers	L, 1-2 OT	3-4	0-3	3-4	36-39	Stepan	Holtby/Lundqvist

## 2012-13

Eastern Conference Quarterfinals - Washington vs. New York Rangers (best of seven) - New York wins series 4-3

GM	Date	Opponent	Result	Series	PP	PK	SF-SA	GWG	Goalies
1	5/2	NY Rangers	W 3-1	1-0	1-5	4-4	30-36	Johansson	Holtby/Lundqvist
2	5/4	NY Rangers	W 1-0 OT	2-0	1-2	3-3	38-24	Green	Holtby/Lundqvist
3	5/6	@ NY Rangers	L 3-4	2-1	0-3	5-6	31-30	Stepan	Holtby/Lundqvist
4	5/8	@ NY Rangers	L 3-4	2-2	0-2	3-4	30-34	Stepan	Holtby/Lundqvist
5	5/10	NY Rangers	W 2-1 OT	3-2	1-2	4-4	35-25	Ribeiro	Holtby/Lundqvist
6	5/12	@ NY Rangers	L 0-1	3-3	0-0	5-5	27-29	Brassard	Holtby/Lundqvist
7	5/13	NY Rangers	L 0-5	3-4	0-2	2-2	35-27	Asham	Holtby/Lundqvist

## 2011-12

Eastern Conference Quarterfinals - Washington vs. Boston Bruins (best of seven) - Washington wins series 4-3

GM	Date	Opponent	Result	Series	PP	PK	SF-SA	GWG	Goalies
1	4/12	@ Boston	L 0-1 OT	0-1	0-2	4-4	17-30	Kelly	Holtby/Thomas
2	4/14	@ Boston	W 2-1 2OT	1-1	0-3	2-2	39-44	Backstrom	Holtby/Thomas
3	4/16	Boston	L 3-4	1-2	1-4	5-5	32-29	Chara	Holtby/Thomas
4	4/19	Boston	W 2-1	2-2	1-3	1-1	21-45	Semin	Holtby/Thomas
5	4/21	@ Boston	W 4-3	3-2	1-2	2-3	32-37	Brouwer	Holtby/Thomas
6	4/22	Boston	L 3-4 OT	3-3	0-4	4-5	39-31	Seguin	Holtby/Thomas
7	4/25	@ Boston	W 2-1 OT	4-3	0-1	3-3	27-32	Ward	Holtby/Thomas

Eastern Conference Semifinals - Washington vs. New York Rangers (best of seven) - New York wins series 4-3

GM	Date	Opponent	Result	Series	PP	PK	SF-SA	GWG	Goalies
1	4/28	@ NY Rangers	L 1-3	0-1	0-4	4-4	18-14	Kreider	Holtby/Lundqvist
2	4/30	@ NY Rangers	W 3-2	1-1	1-3	2-3	25-28	Ovechkin	Holtby/Lundqvist
3	5/2	NY Rangers	L 1-2 3OT	1-2	0-3	3-4	46-49	Gaborik	Holtby/Lundqvist
4	5/5	NY Rangers	W 3-2	2-2	1-2	2-2	26-20	Green	Holtby/Lundqvist
5	5/7	@ NY Rangers	L 2-3 OT	2-3	1-4	3-5	18-38	Staal	Holtby/Lundqvist
6	5/9	NY Rangers	W 2-1	3-3	1-3	5-5	23-31	Chimera	Holtby/Lundqvist
7	5/12	@ NY Rangers	L 1-2	3-4	0-1	2-2	23-31	Del Zotto	Holtby/Lundqvist

## 2010-11

Eastern Conference Quarterfinals - Washington vs. New York Rangers (best-of-seven) - Washington wins series 4-1

GM	Date	Opponent	Result	Series	PP	PK	SF-SA	GWG	Goalies
1	4/13	NY Rangers	W 2-1 OT	1-0	0-2	2-2	33-25	Semin	Neuvirth/Lundqvist
2	4/15	NY Rangers	W 2-0	2-0	1-3	2-2	18-22	Chimera	Neuvirth/Lundqvist
3	4/17	@ NY Rangers	L 2-3	2-1	1-3	6-7	25-35	Dubinsky	Neuvirth/Lundqvist
4	4/20	@ NY Rangers	W 4-3 2OT	3-1	0-4	7-7	53-39	Chimera	Neuvirth/Lundqvist
5	4/23	NY Rangers	W 3-1	4-1	1-4	2-2	27-27	Ovechkin	Neuvirth/Lundqvist

Eastern Conference Semifinals - Washington vs. Tampa Bay (best-of-seven) - Tampa Bay wins series 4-0

GM	Date	Opponent	Result	Series	PP	PK	SF-SA	GWG	Goalies
1	4/29	Tampa Bay	L 2-4	0-1	0-5	3-4	28-24	Stamkos	Neuvirth/Roloson
2	5/1	Tampa Bay	L 2-3 OT	0-2	0-6	4-5	37-23	Lecavalier	Neuvirth/Roloson
3	5/3	@ Tampa Bay	L 3-4	0-3	1-5	4-4	32-30	Malone	Neuvirth/Roloson
4	5/4	@ Tampa Bay	L 3-5	0-4	1-3	3-5	36-37	Bergeron	Neuvirth/Roloson

## 2009-10

Eastern Conference Quarterfinals - Washington vs. Montreal Canadiens (best-of-seven) - Montreal wins series 4-3

GM	Date	Opponent	Result	Series	PP	PK	SF-SA	GWG	Goalies
1	4/15	Montreal	L 2-3 OT	0-1	0-4	3-4	47-38	Plekanec	Theodore/Halak
2	4/17	Montreal	W 6-5 OT	1-1	0-3	2-3	37-24	Backstrom	Varlamov/Halak
3	4/19	@ Montreal	W 5-1	2-1	0-7	4-5	36-27	Laich	Varlamov/Halak, Price
4	4/21	@ Montreal	W 6-3	3-1	1-5	3-4	38-39	Chimera	Varlamov/Price
5	4/23	Montreal	L 1-2	3-2	0-5	6-6	38-28	Moen	Varlamov/Halak
6	4/26	@ Montreal	L 1-4	3-3	0-6	4-5	54-22	Cammalleri	Varlamov/Halak
7	4/28	Montreal	L 1-2	3-4	0-3	2-3	42-16	Moore	Varlamov/Halak

# Game-by-Game Playoff Results

## 2008-09

Eastern Conference Quarterfinals – Washington vs. New York Rangers (best-of-seven) – Washington wins series 4-3

GM	Date	Opponent	Result	Series	PP	PK	SF-SA	GWG	Goalies
1	4/15	NY Rangers	L 3-4	0-1	2-7	2-4	35-21	Dubinsky	Theodore/Lundqvist
2	4/18	NY Rangers	L 0-1	0-2	0-3	5-5	35-24	Callahan	Varlamov/Lundqvist
3	4/20	@ NY Rangers	W 4-0	1-2	2-6	6-6	40-33	Semin	Varlamov/Lundqvist
4	4/22	@ NY Rangers	L 1-2	1-3	0-6	3-3	39-21	Drury	Varlamov/Lundqvist
5	4/24	NY Rangers	W 4-0	2-3	0-7	4-4	21-20	Bradley	Varlamov/Lundqvist, Valiquette
6	4/26	@ NY Rangers	W 5-3	3-3	2-2	6-8	22-32	Kozlov	Varlamov/Lundqvist
7	4/28	NY Rangers	W 2-1	4-3	0-2	1-1	24-15	Fedorov	Varlamov/Lundqvist

Eastern Conference Semifinals – Washington vs. Pittsburgh (best-of-seven) – Pittsburgh wins series 4-3

GM	Date	Opponent	Result	Series	PP	PK	SF-SA	GWG	Goalies
1	5/2	Pittsburgh	W 3-2	1-0	1-2	5-5	26-36	Fleischmann	Varlamov/Fleury
2	5/4	Pittsburgh	W 4-3	2-0	1-5	3-5	33-36	Ovechkin	Varlamov/Fleury
3	5/6	@ Pittsburgh	L 2-3 OT	2-1	1-2	6-7	23-42	Letang	Varlamov/Fleury
4	5/8	@ Pittsburgh	L 3-5	2-2	0-4	5-6	22-28	Crosby	Varlamov/Fleury
5	5/9	Pittsburgh	L 3-4 OT	2-3	1-2	1-2	31-42	Malkin	Varlamov/Fleury
6	5/11	@ Pittsburgh	W 5-4 OT	3-3	1-4	3-5	24-42	Steckel	Varlamov/Fleury
7	5/13	Pittsburgh	L 2-6	3-4	0-0	2-4	21-30	Guerin	Varlamov, Theodore/Fleury

Eastern Conference Semifinals – Washington vs. Pittsburgh (best-of-seven) – Pittsburgh wins series 4-3

GM	Date	Opponent	Result	Series	PP	PK	SF-SA	GWG	Goalies
1	5/2	Pittsburgh	W 3-2	1-0	1-2	5-5	26-36	Fleischmann	Varlamov/Fleury
2	5/4	Pittsburgh	W 4-3	2-0	1-5	3-5	33-36	Ovechkin	Varlamov/Fleury
3	5/6	@ Pittsburgh	L 2-3 OT	2-1	1-2	6-7	23-42	Letang	Varlamov/Fleury
4	5/8	@ Pittsburgh	L 3-5	2-2	0-4	5-6	22-28	Crosby	Varlamov/Fleury
5	5/9	Pittsburgh	L 3-4 OT	2-3	1-2	1-2	31-42	Malkin	Varlamov/Fleury
6	5/11	@ Pittsburgh	W 5-4 OT	3-3	1-4	3-5	24-42	Steckel	Varlamov/Fleury
7	5/13	Pittsburgh	L 2-6	3-4	0-0	2-4	21-30	Guerin	Varlamov, Theodore/Fleury

## 2007-08

Eastern Conference Quarterfinals – Washington vs. Philadelphia (best-of-seven) – Philadelphia wins series 4-3

GM	Date	Opponent	Result	Series	PP	PK	SF-SA	GWG	Goalies
1	4/11	Philadelphia	W 5-4	1-0	1-3	2-3	27-22	Ovechkin	Huet/Biron
2	4/13	Philadelphia	L 0-2	1-1	0-6	5-5	24-41	Umberger	Huet/Biron
3	4/15	@ Philadelphia	L 3-6	1-2	1-7	6-7	19-33	Briere	Huet/Biron
4	4/17	@ Philadelphia	L 3-4 2OT	1-3	2-4	6-7	41-46	Knuble	Huet/Biron
5	4/19	Philadelphia	W 3-2	2-3	2-6	2-3	26-32	Semin	Huet/Biron
6	4/21	@ Philadelphia	W 4-2	3-3	1-5	3-5	40-35	Ovechkin	Huet/Biron
7	4/22	Philadelphia	L 2-3 OT	3-4	1-4	4-6	41-34	Lupul	Huet/Biron

## 2002-03

Eastern Conference Quarterfinals – Washington vs. Tampa Bay (best-of-seven) – Tampa Bay wins series 4-2

GM	Date	Opponent	Result	Series	PP	PK	SF-SA	GWG	Goalies
1	4/10	@ Tampa Bay	W 3-0	1-0	0-3	4-4	22-28	Lang	Kolzig/Khabibulin
2	4/12	@ Tampa Bay	W 6-3	2-0	3-6	4-4	31-43	Nylander	Kolzig/Khabibulin
3	4/15	Tampa Bay	L 3-4 OT	2-1	1-4	3-4	19-28	Lecavalier	Kolzig/Khabibulin
4	4/16	Tampa Bay	L 1-3	2-2	0-3	6-6	23-25	St. Louis	Kolzig/Khabibulin
5	4/18	@ Tampa Bay	L 1-2	2-3	0-4	2-3	23-22	St. Louis	Kolzig/Khabibulin
6	4/20	Tampa Bay	L 1-2 3OT	2-4	1-7	4-6	61-46	St. Louis	Kolzig/Khabibulin

## 2000-01

Eastern Conference Quarterfinals – Washington vs. Pittsburgh (best-of-seven) – Pittsburgh wins series 4-2

GM	Date	Opponent	Result	Series	PP	PK	SF-SA	GWG	Goalies
1	4/12	Pittsburgh	W 1-0	1-0	1-5	1-1	27-16	Bondra	Kolzig/Hedberg
2	4/14	Pittsburgh	L 1-2	1-1	1-3	1-2	18-27	Lemieux	Kolzig/Hedberg
3	4/16	@ Pittsburgh	L 0-3	1-2	0-4	4-4	34-24	Stevens	Kolzig/Hedberg
4	4/18	@ Pittsburgh	W 4-3 OT	2-2	3-4	3-5	29-32	Halpern	Kolzig/Hedberg
5	4/21	Pittsburgh	L 1-2	2-3	1-3	3-3	22-18	Lemieux	Kolzig/Hedberg
6	4/23	@ Pittsburgh	L 3-4 OT	2-4	1-3	4-6	31-36	Straka	Kolzig/Hedberg

## 1999-00

Eastern Conference Quarterfinals – Pittsburgh vs. Washington (best-of-seven) – Pittsburgh wins series 4-1

GM	Date	Opponent	Result	Series	PP	PK	SF-SA	GWG	Goalies
1	4/13	Pittsburgh	L 0-7	0-1	0-5	5-8	32-26	Laukkanen	Kolzig, Billington/Tugnut
2	4/15	@ Pittsburgh	L 1-2 OT	0-2	1-5	8-9	38-21	Jagr	Kolzig/Tugnut
3	4/17	@ Pittsburgh	L 3-4	0-3	1-3	4-5	27-22	Slegr	Kolzig/Tugnut
4	4/19	Pittsburgh	W 3-2	1-3	1-6	3-4	37-23	Halpern	Kolzig/Tugnut
5	4/21	Pittsburgh	L 1-2	1-4	0-2	3-3	26-17	Jagr	Kolzig/Tugnut

# Game-by-Game Playoff Results

## 1997-98

Eastern Conference Quarterfinals – Washington vs. Boston (best-of-seven) – Washington wins series 4-2

GM	Date	Opponent	Result	Series	PP	PK	SF-SA	GWG	Goalies
1	4/22	Boston	W 3-1	1-0	0-2	3-4	28-28	Gonchar	Kolzig/Dafoe
2	4/24	Boston	L 3-4 2OT	1-1	1-2	6-7	28-40	Van Impe	Kolzig/Dafoe
3	4/26	@ Boston	W 3-2 OT	2-1	1-5	8-10	27-54	Juneau	Kolzig/Dafoe
4	4/28	@ Boston	W 3-0	3-1	1-3	7-7	18-38	Oates	Kolzig/Dafoe
5	5/1	Boston	L 0-4	3-2	0-5	4-6	26-30	Samsonov	Kolzig/Dafoe
6	5/3	@ Boston	W 3-2 2OT	4-2	0-3	6-6	33-49	Bellows	Kolzig/Dafoe

Eastern Conference Semifinals – Washington vs. Ottawa (best-of-seven) – Washington wins series 4-1

1	5/7	Ottawa	W 4-2	1-0	0-2	4-5	23-38	Bondra	Kolzig/Rhodes, Tugnut
2	5/9	Ottawa	W 6-1	2-0	1-4	7-7	18-31	Juneau	Kolzig/Tugnut
3	5/11	@ Ottawa	L 3-4	2-1	2-4	2-5	17-34	Yashin	Kolzig/Rhodes
4	5/13	@ Ottawa	W 2-0	3-1	0-3	5-5	11-36	Gonchar	Kolzig/Rhodes
5	5/15	Ottawa	W 3-0	4-1	1-3	4-4	21-29	Juneau	Kolzig/Rhodes

Eastern Conference Finals – Washington vs. Buffalo (best-of-seven) – Washington wins series 4-2

1	5/23	Buffalo	L 0-2	0-1	0-5	7-7	19-20	Grosek	Kolzig/Hasek
2	5/25	Buffalo	W 3-2 OT	1-1	1-7	3-4	39-33	Krygier	Kolzig/Hasek
3	5/28	@ Buffalo	W 4-3 OT	2-1	2-4	4-5	30-30	Bondra	Kolzig/Hasek
4	5/30	@ Buffalo	W 2-0	3-1	0-4	7-7	19-30	Berube	Kolzig/Hasek
5	6/2	Buffalo	L 1-2	3-2	1-5	4-4	35-16	Woolley	Kolzig/Hasek
6	6/4	@ Buffalo	W 3-2 OT	4-2	1-6	6-6	38-41	Juneau	Kolzig/Hasek

Stanley Cup Final – Washington vs. Detroit (best-of-seven) – Detroit wins series 4-0

1	6/9	@ Detroit	L 1-2	0-1	0-4	3-3	17-31	Lidstrom	Kolzig/Osgood
2	6/11	@ Detroit	L 4-5 OT	0-2	1-4	4-4	33-60	Draper	Kolzig/Osgood
3	6/13	Detroit	L 1-2	0-3	1-5	5-5	18-34	Fedorov	Kolzig/Osgood
4	6/16	Detroit	L 1-4	0-4	0-4	2-5	31-38	Lapointe	Kolzig/Osgood

## 1995-96

Eastern Conference Quarterfinals – Washington vs. Pittsburgh (best-of-seven) – Pittsburgh wins series 4-2

GM	Date	Opponent	Result	Series	PP	PK	SF-SA	GWG	Goalies
1	4/17	@ Pittsburgh	W 6-4	1-0	1-5	5-6	35-28	Krygier	Carey, Kolzig/Barrasso
2	4/19	@ Pittsburgh	W 5-3	2-0	3-6	6-7	34-36	Bondra	Kolzig/Barrasso
3	4/22	Pittsburgh	L 1-4	2-1	1-10	5-6	39-19	Murray	Carey/Wregget
4	4/24	Pittsburgh	L 2-3 4OT	2-2	2-8	8-10	63-65	Nedved	Kolzig/Wregget
5	4/26	@ Pittsburgh	L 1-4	2-3	0-5	9-9	40-32	Leroux	Kolzig/Wregget
6	4/28	Pittsburgh	L 2-3	2-4	0-4	2-4	37-26	Francis	Carey, Kolzig/Wregget

## 1994-95

Eastern Conference Quarterfinals – Washington vs. Pittsburgh (best-of-seven) – Pittsburgh wins series 4-3

GM	Date	Opponent	Result	Series	PP	PK	SF-SA	GWG	Goalies
1	5/6	@ Pittsburgh	W 5-4	1-0	0-6	4-7	34-27	Gonchar	Carey, Kolzig/Wregget
2	5/8	@ Pittsburgh	L 3-5	1-1	1-5	4-6	22-33	Stevens	Carey/Wregget
3	5/10	Pittsburgh	W 6-2	2-1	3-10	8-9	28-25	Bondra	Carey/Wregget, Barrasso
4	5/12	Pittsburgh	W 6-2	3-1	0-8	5-5	31-22	Pearson	Carey/Barrasso
5	5/14	@ Pittsburgh	L 5-6 OT	3-2	2-6	4-5	28-31	Robitaille	Carey/Wregget
6	5/16	Pittsburgh	L 1-7	3-3	0-6	4-6	31-21	Jagr	Carey, Kolzig, Dafoe/Wregget
7	5/18	@ Pittsburgh	L 0-3	3-4	0-3	3-4	33-18	MacIver	Carey/Wregget

## 1993-94

Eastern Conference Quarterfinals – Washington vs. Pittsburgh (best-of-seven) – Washington wins series 4-2

GM	Date	Opponent	Result	Series	PP	PK	SF-SA	GWG	Goalies
1	4/17	@ Pittsburgh	W 5-3	1-0	0-5	4-4	31-30	Juneau	Beaupre/Barrasso
2	4/19	@ Pittsburgh	L 1-2	1-1	1-7	5-6	35-17	Tocchet	Dafoe/Barrasso
3	4/21	Pittsburgh	W 2-0	2-1	0-6	7-7	17-27	Reekie	Beaupre/Barrasso
4	4/23	Pittsburgh	W 4-1	3-1	1-2	2-2	30-22	Bondra	Beaupre/Barrasso
5	4/25	@ Pittsburgh	L 2-3	3-2	0-5	3-3	28-22	Jagr	Dafoe/Barrasso
6	4/27	Pittsburgh	W 6-3	4-2	1-4	5-6	29-22	Johansson	Beaupre/Barrasso

Eastern Conference Semifinals – Washington vs. NY Rangers (best-of-seven) – NY Rangers win series 4-1

1	5/1	@ NY Rangers	L 3-6	0-1	1-6	6-7	30-24	Noonan	Beaupre/Richter
2	5/3	@ NY Rangers	L 2-5	0-2	0-4	4-4	24-25	Tikkanen	Tabaracci/Richter
3	5/5	NY Rangers	L 0-3	0-3	0-4	2-4	21-21	Leetch	Beaupre/Richter
4	5/7	NY Rangers	W 4-2	1-3	1-6	5-6	23-27	Woolley	Beaupre/Richter, Healy
5	5/9	@ NY Rangers	L 3-4	1-4	0-5	4-4	31-36	Leetch	Beaupre, Tabaracci/Richter

# Game-by-Game Playoff Results

## 1992-93

Patrick Division Semifinals – NY Islanders vs. Washington (best-of-seven) – NY Islanders win series 4-2

GM	Date	Opponent	Result	Series	PP	PK	SF-SA	GWG	Goalies
1	4/18	NY Islanders	W 3-1	1-0	2-5	5-5	27-23	Hunter	Tabaracci/Healy
2	4/20	NY Islanders	L 4-5 2OT	1-1	2-5	5-5	45-61	Mullen	Tabaracci/Healy
3	4/22	@ NY Islanders	L 3-4 OT	1-2	0-2	4-4	25-30	Ferraro	Tabaracci/Healy
4	4/24	@ NY Islanders	L 3-4 2OT	1-3	2-6	4-5	40-46	Ferraro	Tabaracci/Healy
5	4/26	NY Islanders	W 6-4	2-3	2-4	4-4	26-32	Iafrate	Beaupre/Healy, Fitzpatrick
6	4/28	@ NY Islanders	L 3-5	2-4	1-4	6-6	26-33	Green	Beaupre/Healy

## 1991-92

Patrick Division Semifinals – Pittsburgh vs. Washington (best-of-seven) – Pittsburgh wins series 4-3

GM	Date	Opponent	Result	Series	PP	PK	SF-SA	GWG	Goalies
1	4/19	Pittsburgh	W 3-1	1-0	0-3	2-2	31-33	Druce	Beaupre/Barrasso
2	4/21	Pittsburgh	W 6-2	2-0	3-8	5-7	31-35	Pivonka	Beaupre/Barrasso
3	4/23	@ Pittsburgh	L 4-6	2-1	2-11	9-12	34-29	Lemieux	Beaupre/Barrasso
4	4/25	@ Pittsburgh	W 7-2	3-1	1-3	5-5	35-33	Khristich	Beaupre/Barrasso, Wregget
5	4/27	Pittsburgh	L 2-5	3-2	0-4	1-2	23-25	Murphy	Beaupre/Barrasso
6	4/29	@ Pittsburgh	L 4-6	3-3	1-6	1-5	29-39	Lemieux	Beaupre/Barrasso
7	5/1	Pittsburgh	L 1-3	3-4	0-1	0-1	19-21	Jagr	Beaupre/Barrasso

## 1990-91

Patrick Division Semifinals – Washington vs. NY Rangers (best-of-seven) – Washington wins series 4-2

GM	Date	Opponent	Result	Series	PP	PK	SF-SA	GWG	Goalies
1	4/3	@ NY Rangers	L 1-2	0-1	0-5	5-5	29-30	Nicholls	Beaupre/Richter
2	4/5	@ NY Rangers	W 3-0	1-1	1-7	8-8	32-36	Ciccarelli	Beaupre/Richter
3	4/7	NY Rangers	L 0-6	1-2	0-5	7-9	37-38	King	Beaupre, Liut/Richter
4	4/9	NY Rangers	W 3-2	2-2	0-2	4-4	26-21	May	Beaupre/Richter
5	4/11	@ NY Rangers	W 5-4 OT	3-2	1-5	5-6	55-35	Ciccarelli	Beaupre/Richter
6	4/13	NY Rangers	W 4-2	4-2	0-3	3-4	26-25	Ridley	Beaupre/Richter, Vanbiesbrouck

Patrick Division Final – Washington vs. Pittsburgh (best-of-seven) – Pittsburgh wins series 4-1

GM	Date	Opponent	Result	Series	PP	PK	SF-SA	GWG	Goalies
1	4/17	@ Pittsburgh	W 4-2	1-0	2-4	1-3	31-26	Iafrate	Beaupre/Pietrangelo
2	4/19	@ Pittsburgh	L 6-7 OT	1-1	3-6	4-6	42-43	Stevens	Beaupre, Liut/Pietrangelo
3	4/21	Pittsburgh	L 1-3	1-2	1-6	4-4	27-22	Stevens	Beaupre/Barrasso
4	4/23	Pittsburgh	L 1-3	1-3	0-4	5-6	39-19	Stevens	Beaupre/Barrasso
5	4/25	@ Pittsburgh	L 1-4	1-4	0-2	4-4	34-31	Francis	Beaupre/Barrasso

## 1989-90

Patrick Division Semifinals – Washington vs. New Jersey (best-of-seven) – Washington wins series 4-2

GM	Date	Opponent	Result	Series	PP	PK	SF-SA	GWG	Goalies
1	4/5	@ New Jersey	W 5-4 OT	1-0	1-6	6-7	24-30	Ciccarelli	Liut/Burke
2	4/7	@ New Jersey	L 5-6	1-1	1-5	6-8	26-39	Stastny	Liut, Beaupre/Terreri
3	4/9	New Jersey	L 1-2	1-2	1-8	4-5	21-10	Shanahan	Liut/Terreri
4	4/11	New Jersey	W 3-1	2-2	1-5	4-4	33-24	Druce	Beaupre/Burke
5	4/13	@ New Jersey	W 4-3	3-2	0-2	3-4	24-20	Courtnall	Beaupre/Terreri
6	4/15	New Jersey	W 3-2	4-2	0-3	3-3	32-34	Druce	Beaupre/Terreri

Patrick Division Finals – Washington vs. NY Rangers (best-of-seven) – Washington wins series 4-1

GM	Date	Opponent	Result	Series	PP	PK	SF-SA	GWG	Goalies
1	4/19	@ NY Rangers	L 3-7	0-1	0-3	3-6	35-38	Ogrodnick	Liut/Vanbiesbrouck
2	4/21	@ NY Rangers	W 6-3	1-1	2-3	5-6	25-28	Druce	Beaupre/Vanbiesbrouck, Richter
3	4/23	NY Rangers	W 7-1	2-1	3-9	7-7	49-19	Courtnall	Beaupre, Liut/Richter
4	4/25	NY Rangers	W 4-3 OT	3-1	2-7	7-8	25-33	Langway	Liut/Richter, Vanbiesbrouck
5	4/27	@ NY Rangers	W 2-1 OT	4-1	0-6	5-5	34-29	Druce	Liut/Vanbiesbrouck

Wales Conference Finals – Washington vs. Boston (best-of-seven) – Boston wins series 4-0

GM	Date	Opponent	Result	Series	PP	PK	SF-SA	GWG	Goalies
1	5/3	@ Boston	L 3-5	0-1	1-3	4-5	26-35	Propp	Liut/Moog
2	5/5	@ Boston	L 0-3	0-2	0-4	3-3	28-30	Carpenter	Beaupre/Moog
3	5/7	Boston	L 1-4	0-3	1-6	4-5	26-24	Janney	Beaupre/Moog
4	5/9	Boston	L 2-3	0-4	0-1	2-3	14-17	Neely	Liut/Moog

## 1988-89

Patrick Division Semifinals – Washington vs. Philadelphia (best-of-seven) – Philadelphia wins series 4-2

GM	Date	Opponent	Result	Series	PP	PK	SF-SA	GWG	Goalies
1	4/5	Philadelphia	W 3-2	1-0	1-8	4-5	36-29	Franceschetti	Peeters/Hextall
2	4/6	Philadelphia	L 2-3	1-1	1-8	2-4	21-26	Propp	Peeters/Hextall
3	4/8	@ Philadelphia	W 4-3 OT	2-1	2-5	5-6	44-24	Miller	Peeters/Hextall
4	4/9	@ Philadelphia	L 2-5	2-2	1-9	4-6	32-31	Murphy	Peeters/Hextall
5	4/11	Philadelphia	L 5-8	2-3	3-9	3-5	34-26	Eklund	Peeters/Hextall
6	4/13	@ Philadelphia	L 3-4	2-4	1-4	7-8	34-28	Tocchet	Peeters/Hextall

# Game-by-Game Playoff Results

## 1987-88

Patrick Division Semifinals – Washington vs. Philadelphia (best-of-seven) – Washington wins series 4-3

GM	Date	Opponent	Result	Series	PP	PK	SF-SA	GWG	Goalies
1	4/6	Philadelphia	L 2-4	0-1	2-8	3-4	37-31	Poulin	Peeters/Hextall
2	4/7	Philadelphia	W 5-4	1-1	0-4	5-5	28-35	Miller	Peeters/Hextall
3	4/9	@ Philadelphia	L 3-4	1-2	1-6	5-6	17-29	Samuelsson	Peeters/Hextall
4	4/10	@ Philadelphia	L 4-5 OT	1-3	0-4	5-5	26-30	Craven	Malarchuk/Hextall, Laforest
5	4/12	Philadelphia	W 5-2	2-3	0-8	7-8	32-33	Hatcher	Peeters/Hextall, Laforest
6	4/14	@ Philadelphia	W 7-2	3-3	4-9	7-8	28-26	Gustafson	Peeters/Hextall
7	4/16	Philadelphia	W 5-4	4-3	1-8	4-5	40-33	Hunter	Peeters/Hextall

Patrick Division Finals – Washington vs. New Jersey (best-of-seven) – New Jersey wins series 4-3

GM	Date	Opponent	Result	Series	PP	PK	SF-SA	GWG	Goalies
1	4/18	New Jersey	W 3-1	1-0	1-3	4-4	31-34	Murphy	Peeters/Burke
2	4/20	New Jersey	L 2-5	1-1	1-9	4-7	30-30	Broten	Peeters/Burke
3	4/22	@ New Jersey	L 4-10	1-2	1-9	5-8	32-31	Samuelsson	Malarchuk, Peeters/Burke
4	4/24	@ New Jersey	W 4-1	2-2	1-11	5-6	31-25	Sunderstrom	Malarchuk, Peeters/Burke
5	4/26	New Jersey	L 1-3	2-3	0-6	4-5	29-31	Kurvers	Malarchuk/Sauve

## 1986-87

Patrick Division Semifinals – Washington vs. NY Islanders (best-of-seven) – NY Islanders win series 4-3

GM	Date	Opponent	Result	Series	PP	PK	SF-SA	GWG	Goalies
1	4/8	NY Islanders	W 4-3	1-0	0-8	5-6	32-28	Ridley	Peeters/Hrudey
2	4/9	NY Islanders	L 1-3	1-1	0-5	2-3	28-24	Trottier	Peeters/Hrudey
3	4/11	@ NY Islanders	W 2-0	2-1	0-6	4-4	32-26	Murphy	Mason/Hrudey
4	4/12	@ NY Islanders	W 4-1	3-1	0-9	4-5	37-26	Christian	Mason/Hrudey
5	4/14	NY Islanders	L 2-4	3-2	1-6	6-6	42-24	Gilbert	Peeters/Hrudey
6	4/16	@ NY Islanders	L 4-5	3-3	1-2	3-4	27-34	LaFontaine	Mason/Hrudey
7	4/18	NY Islanders	L 2-3 4OT	3-4	0-2	2-2	75-57	LaFontaine	Mason/Hrudey

## 1985-86

Patrick Division Semifinals – Washington vs. NY Islanders (best-of-five) – Washington wins series 3-0

GM	Date	Opponent	Result	Series	PP	PK	SF-SA	GWG	Goalies
1	4/9	NY Islanders	W 3-1	1-0	0-5	5-5	36-33	Carpenter	Peeters/Hrudey
2	4/10	NY Islanders	W 5-2	2-0	0-2	1-2	34-29	Stevens	Peeters/Smith
3	4/12	@ NY Islanders	W 3-1	3-0	-	-	23-28	Stevens	Peeters/Hrudey

Patrick Division Finals – Washington vs. NY Rangers (best-of-seven) – NY Rangers win series 4-2

GM	Date	Opponent	Result	Series	PP	PK	SF-SA	GWG	Goalies
1	4/17	NY Rangers	L 3-4 OT	0-1	0-3	3-3	27-23	MacLellan	Peeters/Vanbiesbrouck
2	4/19	NY Rangers	W 8-1	1-1	2-7	7-7	39-20	Laughlin	Peeters/Vanbiesbrouck, Hanlon
3	4/21	@ NY Rangers	W 6-3	2-1	-	-	28-42	Barrett	Peeters/Vanbiesbrouck
4	4/23	@ NY Rangers	L 5-6 OT	2-2	-	-	29-30	Brooke	Peeters/Vanbiesbrouck
5	4/25	NY Rangers	L 2-4	2-3	2-6	2-3	32-27	Sandstrom	Peeters/Vanbiesbrouck
6	4/27	@ NY Rangers	L 1-2	2-4	-	-	28-21	Larouche	Peeters/Vanbiesbrouck

## 1984-85

Patrick Division Semifinals – Washington vs. NY Islanders (best-of-five) – NY Islanders win series 3-2

GM	Date	Opponent	Result	Series	PP	PK	SF-SA	GWG	Goalies
1	4/10	NY Islanders	W 4-3 OT	1-0	2-10	4-5	42-17	Haworth	Riggin/Smith
2	4/11	NY Islanders	W 2-1 2OT	2-0	0-5	2-2	41-37	Gartner	Jensen/Hrudey
3	4/13	@ NY Islanders	L 1-2	2-1	0-2	3-3	16-15	Sutter	Jensen/Smith
4	4/14	@ NY Islanders	L 4-6	2-2	2-5	4-6	33-34	Trottier	Jensen/Smith
5	4/16	NY Islanders	L 1-2	2-3	0-4	3-3	31-32	Sutter	Riggin/Smith

## 1983-84

Patrick Division Semifinals – Washington vs. Philadelphia (best-of-five) – Washington wins series 3-0

GM	Date	Opponent	Result	Series	PP	PK	SF-SA	GWG	Goalies
1	4/4	Philadelphia	W 4-2	1-0	0-3	0-1	26-21	Duchesne	Riggin/Froese, Lindbergh
2	4/5	Philadelphia	W 6-2	2-0	2-6	2-2	32-32	Laughlin	Jensen/Froese
3	4/7	@ Philadelphia	W 5-1	3-0	1-2	4-4	32-38	Laughlin	Jensen/Lindbergh, Froese

Patrick Division Finals – Washington vs. NY Islanders (best-of-seven) – NY Islanders win series 4-1

GM	Date	Opponent	Result	Series	PP	PK	SF-SA	GWG	Goalies
1	4/12	@ NY Islanders	W 3-2	1-0	2-6	2-3	27-18	Laughlin	Jensen/Smith, Melanson
2	4/13	@ NY Islanders	L 4-5 OT	1-1	4-7	4-5	35-22	Kallur	Jensen, Riggin/Smith
3	4/15	NY Islanders	L 1-3	1-2	0-3	3-3	33-19	Sutter	Riggin/Smith
4	4/16	NY Islanders	L 2-5	1-3	0-4	2-2	24-23	Boutilier	Riggin, Jensen/Smith
5	4/18	@ NY Islanders	L 3-5	1-4	1-7	3-5	26-28	Flatley	Jensen, Riggin/Smith

# Game-by-Game Playoff Results

**1982-83**

Patrick Division Semifinals – Washington vs. NY Islanders (best-of-five) – NY Islanders win series 3-1

GM	Date	Opponent	Result	Series	PP	PK	SF-SA	GWG	Goalies
1	4/6	@ NY Islanders	L 2-5	0-1	-	-	29-37	Tonelli	Riggin/Smith
2	4/7	@ NY Islanders	W 4-2	1-1	-	-	39-32	Gould	Jensen/Smith
3	4/9	NY Islanders	L 2-6	1-2	-	-	28-28	Trottier	Jensen, Riggin/Smith
4	4/10	NY Islanders	L 3-6	1-3	-	-	31-37	Hallin	Jensen, Riggin/Smith

# Year-by-Year Playoff Statistics

2021-22

Player	GP	G	A	PTS	PIM
T.J. Oshie	6	6	1	7	0
Nicklas Backstrom	6	2	4	6	4
Alex Ovechkin	6	1	5	6	0
Evgeny Kuznetsov	6	2	3	5	2
John Carlson	6	1	4	5	2
Anthony Mantha	6	0	4	4	13
Justin Schultz	6	1	2	3	6
Lars Eller	6	1	2	3	0
Garnet Hathaway	6	1	1	2	16
Trevor van Riemsdyk	6	1	1	2	0
Nic Dowd	6	1	1	2	4
Marcus Johansson	6	1	1	2	0
Johan Larsson	6	0	2	2	2
Tom Wilson	1	1	0	1	0
Connor McMichael	4	0	1	1	0
Conor Sheary	6	0	1	1	0
Dmitry Orlov	6	0	1	1	2
Brett Leason	1	0	0	0	0
Martin Fehervary	6	0	0	0	8
Nick Jensen	6	0	0	0	4

Goaltender	GP	MIN	W	L	GAA	SO	SA	PCT
Ilya Samsonov	5	263	1	3	2.97	0	148	.912
Vitek Vanecek	2	100	1	1	4.21	0	51	.863

2020-21

Player	GP	G	A	PTS	PIM
Alex Ovechkin	5	2	2	4	2
T.J. Oshie	5	1	3	4	0
Garnet Hathaway	5	2	1	3	4
Dmitry Orlov	5	0	3	3	6
Nic Dowd	5	2	0	2	4
Tom Wilson	5	1	1	2	6
John Carlson	5	0	2	2	6
Anthony Mantha	5	0	2	2	6
Conor Sheary	5	1	0	1	2
Brenden Dillon	5	1	0	1	0
Daniel Sprong	3	0	1	1	4
Nicklas Backstrom	5	0	1	1	0
Carl Hagelin	5	0	1	1	0
Lars Eller	4	0	1	1	0
Michael Raffl	4	0	0	0	4
Evgeny Kuznetsov	3	0	0	0	0
Nick Jensen	5	0	0	0	2
Justin Schultz	5	0	0	0	2
Zdeno Chara	5	0	0	0	2
Daniel Carr	1	0	0	0	2

Goaltender	GP	MIN	W	L	GAA	SO	SA	PCT
Craig Anderson	2	201	1	1	2.67	0	70	.929
Ilya Samsonov	3	201	0	3	2.99	0	99	.899
Vitek Vanecek	1	13	0	0	4.56	0	4	.750

2019-20

Player	GP	G	A	PTS	PIM
John Carlson	5	0	6	6	2
Alex Ovechkin	8	4	1	5	2
Evgeny Kuznetsov	8	3	2	5	4
T.J. Oshie	8	3	0	3	13
Tom Wilson	8	1	2	3	23
Dmitry Orlov	8	0	3	3	4
Radko Gudas	5	0	2	2	2
Richard Panik	8	1	0	1	6
Travis Boyd	4	1	0	1	0
Brenden Dillon	8	0	1	1	8
Lars Eller	5	0	1	1	2
Michal Kempny	5	0	1	1	4
Nicklas Backstrom	5	0	1	1	0
Carl Hagelin	8	0	1	1	2
Ilya Kovalchuk	8	0	1	1	2
Brian Pinho	2	0	0	0	0
Nic Dowd	8	0	0	0	4
Martin Fehervary	2	0	0	0	0
Jonas Siegenthaler	7	0	0	0	0
Jakub Vrana	8	0	0	0	2
Garnet Hathaway	8	0	0	0	12
Nick Jensen	8	0	0	0	0

Goaltender	GP	MIN	W	L	GAA	SO	SA	PCT
Braden Holtby	8	483	2	5	2.49	0	213	.906

2018-19

Player	GP	G	A	PTS	PIM
Alex Ovechkin	7	4	5	9	19
Nicklas Backstrom	7	5	3	8	4
Evgeny Kuznetsov	7	1	5	6	2
Tom Wilson	7	3	2	5	2
John Carlson	7	0	5	5	6
Dmitry Orlov	7	0	4	4	4
Lars Eller	7	1	2	3	2
Brett Connolly	7	2	0	2	6
Brooks Orpik	7	1	1	2	8
Andre Burakovsky	7	1	1	2	0
T.J. Oshie	4	1	1	2	4
Matt Niskanen	7	0	2	2	0
Nic Dowd	7	1	0	1	6
Carl Hagelin	7	0	1	1	0
Nick Jensen	7	0	0	0	2
Jakub Vrana	7	0	0	0	6
Travis Boyd	1	0	0	0	0
Christian Djoos	3	0	0	0	0
Jonas Siegenthaler	4	0	0	0	2
Devante Smith-Pelly	3	0	0	0	0
Chandler Stephenson	6	0	0	0	2

Goaltender	GP	MIN	W	L	GAA	SO	SA	PCT
Braden Holtby	7	449	3	4	2.67	1	233	.914

2017-18

Player	GP	G	A	PTS	PIM
Evgeny Kuznetsov	24	12	20	32	16
Alex Ovechkin	24	15	12	27	8
Nicklas Backstrom	20	5	18	23	6
T.J. Oshie	24	8	13	21	31
John Carlson	24	5	15	20	8
Lars Eller	24	7	11	18	18
Tom Wilson	21	5	10	15	31
Brett Connolly	24	6	3	9	6
Matt Niskanen	24	1	8	9	8
Devante Smith-Pelly	24	7	1	8	12
Jakub Vrana	23	3	5	8	2
Jay Beagle	23	2	6	8	8
Dmitry Orlov	24	2	6	8	4
Chandler Stephenson	24	2	5	7	8
Andre Burakovsky	13	2	4	6	4
Michal Kempny	24	2	3	5	10
Brooks Orpik	24	1	4	5	15
Alex Chiasson	16	1	1	2	4
Christian Djoos	22	0	1	1	4
Jakub Jerabek	2	0	1	1	2
Nathan Walker	1	0	1	1	0
Shane Gersich	2	0	0	0	0
Travis Boyd	1	0	0	0	0

Goaltender	GP	MIN	W	L	GAA	SO	SA	PCT
Braden Holtby	23	1,386	16	7	2.16	2	639	.922
Philipp Grubauer	2	106	0	1	4.55	0	49	.837

2016-17

Player	GP	G	A	PTS	PIM
Nicklas Backstrom	13	6	7	13	2
T.J. Oshie	13	4	8	12	4
Evgeny Kuznetsov	13	5	5	10	8
Justin Williams	13	3	6	9	6
Alex Ovechkin	13	5	3	8	8
Marcus Johansson	13	2	6	8	2
Kevin Shattenkirk	13	1	5	6	6
Andre Burakovsky	13	3	3	6	2
Lars Eller	13	0	5	5	10
Nate Schmidt	11	1	3	4	4
Matt Niskanen	13	1	3	4	19
John Carlson	13	2	2	4	4
Tom Wilson	13	3	0	3	34
Dmitry Orlov	13	0	3	3	2
Brooks Orpik	13	0	2	2	11
Daniel Winnik	13	0	0	0	0
Brett Connolly	7	0	0	0	0
Paul Carey	1	0	0	0	0
Jay Beagle	13	0	0	0	4
Karl Alzner	7	0	0	0	2

Goaltender	GP	MIN	W	L	GAA	SO	SA	PCT
Braden Holtby	13	803	7	6	2.46	0	364	.909
Philipp Grubauer	1	19	0	0	6.46	0	9	.778

# Year-by-Year Playoff Statistics

## 2015-16

Player	GP	G	A	PTS	PIM
Alex Ovechkin	12	5	7	12	2
John Carlson	12	5	7	12	4
Nicklas Backstrom	12	2	9	11	8
T.J. Oshie	12	6	4	10	11
Justin Williams	12	3	4	7	14
Marcus Johansson	12	2	5	7	2
Jay Beagle	12	3	0	3	2
Matt Niskanen	12	0	3	3	6
Jason Chimera	12	1	1	2	12
Evgeny Kuznetsov	12	1	1	2	8
Karl Alzner	12	0	2	2	6
Andre Burakovsky	12	1	0	1	6
Braden Holtby	12	0	1	1	0
Tom Wilson	12	0	1	1	13
Dmitry Orlov	11	0	1	1	2
Nate Schmidt	10	0	1	1	2
Taylor Chorney	7	0	1	1	4
Mike Richards	12	0	0	0	4
Daniel Winnik	12	0	0	0	4
Brooks Orpik	6	0	0	0	10
Mike Weber	2	0	0	0	0

Goaltender	GP	MIN	W	L	GAA	SO	SA
PCT							
Braden Holtby	12	732	6	6	1.72	2	363 .942

## 2014-15

Player	GP	G	A	PTS	PIM
Alex Ovechkin	14	5	4	9	6
Joel Ward	14	3	6	9	2
Nicklas Backstrom	14	3	5	8	2
Evgeny Kuznetsov	14	5	2	7	8
Jason Chimera	14	3	4	7	4
John Carlson	14	1	5	6	4
Jay Beagle	14	1	4	5	4
Karl Alzner	14	2	2	4	6
Marcus Johansson	14	1	3	4	2
Matt Niskanen	14	0	4	4	0
Andre Burakovsky	11	2	1	3	0
Troy Brouwer	14	0	3	3	10
Brooks Laich	14	1	1	2	0
Brooks Orpik	14	0	2	2	8
Mike Green	14	0	2	2	14
Curtis Glencross	10	1	0	1	2
Tim Gleason	14	0	1	1	5
Braden Holtby	13	0	1	1	0
Tom Wilson	13	0	1	1	25
Eric Fehr	4	0	0	0	2
Michael Latta	4	0	0	0	2

Goaltender	GP	MIN	W	L	GAA	SO	SA
PCT							
Braden Holtby	13	806	6	7	1.71	1	412 .944
Philipp Grubauer	1	60	1	0	3.00	0	21 .857

## 2012-13

Player	GP	G	A	PTS	PIM
Mike Green	7	2	2	4	4
Mathieu Perreault	7	1	3	4	0
Joel Ward	7	1	3	4	6
Nicklas Backstrom	7	1	2	3	0
Jason Chimera	7	1	2	3	4
Karl Alzner	7	1	1	2	2
Alex Ovechkin	7	1	1	2	4
Troy Brouwer	7	1	1	2	10
Mike Ribeiro	7	1	1	2	10
Marcus Johansson	7	1	1	2	0
Jay Beagle	7	1	0	1	4
John Carlson	7	0	1	1	4
John Erskine	7	0	1	1	4
Jack Hillen	7	0	1	1	6
Steve Oleksy	7	0	1	1	4
Eric Fehr	7	0	0	0	6
Matt Hendricks	7	0	0	0	0
Martin Erat	4	0	0	0	4
Tom Wilson	3	0	0	0	0

Goaltender	GP	MIN	W	L	GAA	SO	SA
PCT							
Braden Holtby	7	433	3	4	2.22	1	189 .922

## 2011-12

Player	GP	G	A	PTS	PIM
Alex Ovechkin	14	5	4	9	8
Nicklas Backstrom	13	2	6	8	18
Jason Chimera	14	4	3	7	6
Brooks Laich	14	2	5	7	6
John Carlson	14	2	3	5	8
Joel Ward	14	1	4	5	6
Alexander Semin	14	3	1	4	10
Mike Green	14	2	2	4	10
Troy Brouwer	14	2	2	4	8
Roman Hamrlik	14	1	3	4	12
Mike Knuble	11	2	1	3	6
Marcus Johansson	14	1	2	3	0
Dennis Wideman	14	0	3	3	2
Matt Hendricks	14	1	1	2	6
Jay Beagle	12	1	1	2	4
Karl Alzner	14	0	2	2	0
Keith Aucoin	14	0	2	2	2
John Erskine	4	0	1	1	0
Jeff Schultz	10	0	0	0	2
Mathieu Perreault	4	0	0	0	0
Jeff Halpern	2	0	0	0	4

Goaltender	GP	MIN	W	L	GAA	SO	SA
PCT							
Braden Holtby	14	922	7	7	1.95	0	459 .935

## 2010-11

Player	GP	G	A	PTS	PIM
Alex Ovechkin	9	5	5	10	10
Brooks Laich	9	1	6	7	2
Alexander Semin	9	4	2	6	8
Marcus Johansson	9	2	4	6	0
Mike Green	8	1	5	6	8
Jason Arnott	9	1	5	6	2
Jason Chimera	9	2	2	4	2
John Carlson	9	2	1	3	4
Marco Sturm	9	1	2	3	4
Mike Knuble	6	2	0	2	8
John Erskine	9	1	1	2	6
Nicklas Backstrom	9	0	2	2	4
Eric Fehr	5	1	0	1	0
Scott Hannan	9	0	1	1	2
Karl Alzner	9	0	1	1	0
Matt Bradley	9	0	0	0	4
Sean Collins	1	0	0	0	0
Matt Hendricks	7	0	0	0	4
Jeff Schultz	9	0	0	0	6
Boyd Gordon	9	0	0	0	6

Goaltender	GP	MIN	W	L	GAA	SO	SA
PCT							
Michal Neuvirth	9	590	4	5	2.34	1	261 .912

## 2009-10

Player	GP	G	A	PTS	PIM
Alex Ovechkin	7	5	5	10	0
Nicklas Backstrom	7	5	4	9	4
Mike Knuble	7	2	4	6	6
Eric Fehr	7	3	1	4	4
John Carlson	7	1	3	4	0
Tom Poti	6	0	4	4	5
Brooks Laich	7	2	1	3	4
Matt Bradley	7	1	2	3	2
Jason Chimera	7	1	2	3	2
Mike Green	7	0	3	3	12
Joe Corvo	7	1	1	2	4
Boyd Gordon	6	1	1	2	0
Alexander Semin	7	0	2	2	4
Eric Belanger	7	0	1	1	4
Jeff Schultz	7	0	1	1	4
Tomas Fleischmann	6	0	1	1	6
Brendan Morrison	5	0	1	1	2
Shaone Morrisonn	5	0	0	0	2
David Steckel	3	0	0	0	0
Tyler Sloan	2	0	0	0	0
Scott Walker	1	0	0	0	0
Karl Alzner	1	0	0	0	0

Goaltender	GP	MIN	W	L	GAA	SO	SA
PCT							
Semyon Varlamov	6	349	3	3	2.41	0	153 .908
Jose Theodore	2	81	0	1	3.70	0	40 .875

# Year-by-Year Playoff Statistics

## 2008-09

Player	GP	G	A	PTS	PIM
Alex Ovechkin	14	11	10	21	8
Nicklas Backstrom	14	3	12	15	8
Alexander Semin	14	5	9	14	16
Mike Green	14	1	8	9	12
Sergei Fedorov	14	1	7	8	12
Brooks Laich	14	3	4	7	10
Tom Poti	14	2	5	7	4
Viktor Kozlov	14	4	2	6	6
Matt Bradley	14	2	4	6	0
David Steckel	14	3	2	5	4
Tomas Fleischmann	14	3	1	4	4
Boyd Gordon	14	0	3	3	4
Milan Jurcina	14	2	0	2	12
Brian Pothier	13	0	2	2	8
Chris Clark	8	1	0	1	8
Shaone Morissonn	14	0	1	1	8
John Erskine	12	0	1	1	16
Tyler Sloan	2	0	1	1	0
Semyon Varlamov	13	0	0	0	2
Eric Fehr	9	0	0	0	0
Donald Brashear	4	0	0	0	18
Jay Beagle	4	0	0	0	0
Michael Nylander	3	0	0	0	2
Jose Theodore	2	0	0	0	0
Jeff Schultz	1	0	0	0	0

Goaltender	GP	MIN	W	L	GAA	SO	SA	PCT
Semyon Varlamov	13	759	7	6	2.53	2	389	.918
Jose Theodore	2	97	0	1	3.71	0	33	.818

## 2007-08

Player	GP	G	A	PTS	PIM
Alex Ovechkin	7	4	5	9	0
Alexander Semin	7	3	5	8	8
Mike Green	7	3	4	7	15
Nicklas Backstrom	7	4	2	6	2
Brooks Laich	7	1	5	6	4
Sergei Fedorov	7	1	4	5	8
Viktor Kozlov	7	0	3	3	2
Donald Brashear	7	1	1	2	0
David Steckel	7	1	1	2	4
Matt Bradley	7	0	2	2	2
John Erskine	7	0	2	2	6
Steve Eminger	5	1	0	1	2
Eric Fehr	5	1	0	1	0
Tom Poti	7	0	1	1	8
Shaone Morissonn	7	0	1	1	6
Tomas Fleischmann	2	0	0	0	0
Jeff Schultz	2	0	0	0	2
Matt Cooke	7	0	0	0	4
Cristobal Huet	7	0	0	0	2
Milan Jurcina	7	0	0	0	6
Boyd Gordon	7	0	0	0	0

Goaltender	GP	MIN	W	L	GAA	SO	SA	PCT
Cristobal Huet	7	451	3	4	2.93	0	242	.909

## 2002-03

Player	GP	G	A	PTS	PIM
Jaromir Jagr	6	2	5	7	2
Peter Bondra	6	4	2	6	8
Michael Nylander	6	3	2	5	8
Sergei Gonchar	6	0	5	5	4
Dainius Zubrus	6	2	2	4	4
Robert Lang	6	2	1	3	2
Mike Grier	6	1	1	2	2
Brendan Witt	6	1	0	1	0
Ivan Ciernik	2	0	1	1	6
Sergei Berezin	6	0	1	1	0
Jason Doig	6	0	1	1	6
Jeff Halpern	6	0	1	1	2
Calle Johansson	6	0	1	1	0
Brian Sutherby	5	0	0	0	10
Ken Klee	6	0	0	0	6
Steve Konowalchuk	6	0	0	0	6
Joel Kwiatkowski	6	0	0	0	2
Trent Whitfield	6	0	0	0	10

Goaltender	GP	MIN	W	L	GAA	SO	SA	PCT
Olie Kolzig	6	404	2	4	2.08	1	192	.927

## 2000-01

Player	GP	G	A	PTS	PIM
Steve Konowalchuk	6	2	3	5	14
Jeff Halpern	6	2	3	5	17
Sergei Gonchar	6	1	3	4	2
Trevor Linden	6	0	4	4	14
Calle Johansson	6	1	2	3	2
Peter Bondra	6	2	0	2	2
Brendan Witt	6	2	0	2	12
Ulf Dahlen	6	0	1	1	2
Ken Klee	6	0	1	1	8
Chris Simon	6	0	1	1	4
Glen Metropolit	1	0	0	0	0
Dmitri Khristich	3	0	0	0	0
Joe Reekie	4	0	0	0	4
Sylvain Cote	5	0	0	0	2
Trent Whitfield	5	0	0	0	2
Adam Oates	6	0	0	0	0
Joe Sacco	6	0	0	0	2
Rob Zettler	6	0	0	0	0
Andrei Nikolishin	6	0	0	0	2
Dainius Zubrus	6	0	0	0	2

Goaltender	GP	MIN	W	L	GAA	SO	SA	PCT
Olie Kolzig	6	375	2	4	2.24	1	153	.908

## 1999-00

Player	GP	G	A	PTS	PIM
Jeff Halpern	5	2	1	3	0
Calle Johansson	5	1	2	3	0
Adam Oates	5	0	3	3	4
Chris Simon	4	2	0	2	24
Peter Bondra	5	1	1	2	4
Andrei Nikolishin	5	0	2	2	4
Sergei Gonchar	5	1	0	1	6
Steve Konowalchuk	5	1	0	1	2
Ulf Dahlen	5	0	1	1	2
Ken Klee	5	0	1	1	10
Joe Reekie	5	0	1	1	2
Jim McKenzie	1	0	0	0	0
Glen Metropolit	2	0	0	0	2
Trent Whitfield	3	0	0	0	0
Brendan Witt	3	0	0	0	0
Terry Yake	3	0	0	0	0
Dmitri Mironov	4	0	0	0	4
Joe Murphy	5	0	0	0	8
Joe Sacco	5	0	0	0	4
Richard Zednik	5	0	0	0	5
Rob Zettler	5	0	0	0	2

Goaltender	GP	MIN	W	L	GAA	SO	SA	PCT
Craig Billington	1	20	0	0	3.00	0	5	.833
Olie Kolzig	5	284	1	4	3.40	0	87	.845

## 1997-98

Player	GP	G	A	PTS	PIM
Joe Juneau	21	7	10	17	8
Adam Oates	21	6	11	17	8
Andrei Nikolishin	21	1	13	14	12
Brian Bellows	21	6	7	13	6
Peter Bondra	17	7	5	12	12
Sergei Gonchar	21	7	4	11	30
Richard Zednik	17	7	3	10	16
Calle Johansson	21	2	8	10	16
Esa Tikkanen	21	3	3	6	20
Phil Housley	18	0	4	4	4
Dale Hunter	21	0	4	4	30
Todd Krygier	13	1	2	3	6
Joe Reekie	21	1	2	3	20
Mark Tinordi	21	1	2	3	42
Michal Pivonka	13	0	3	3	0
Jeff Brown	2	0	2	2	0
Mike Eagles	12	0	2	2	2
Ken Klee	9	1	0	1	10
Brendan Witt	16	1	0	1	14
Chris Simon	18	1	0	1	26
Craig Berube	21	1	0	1	21
Kelly Miller	10	0	1	1	4
Jeff Toms	1	0	0	0	0
Jaroslav Svejksky	1	0	0	0	2
Olie Kolzig	21	0	0	0	4

Goaltender	GP	MIN	W	L	GAA	SO	SA	PCT
Olie Kolzig	21	1351	12	9	1.95	4	740	.941

# Year-by-Year Playoff Statistics

## 1995-96

Player	GP	G	A	PTS	PIM
Joe Juneau	5	0	7	7	6
Sergei Gonchar	6	2	4	6	4
Dale Hunter	6	1	5	6	24
Peter Bondra	6	2	3	5	8
Michal Pivonka	6	3	2	5	18
Andrew Brunette	6	1	3	4	0
Pat Peake	5	2	1	3	12
Sylvain Cote	6	2	0	2	12
Todd Krygier	6	2	0	2	12
Mike Eagles	6	1	1	2	2
Steve Konowalchuk	2	0	2	2	0
Kelly Miller	6	0	1	1	4
Ken Klee	1	0	0	0	0
Nolan Baumgartner	1	0	0	0	10
Craig Berube	2	0	0	0	19
Keith Jones	2	0	0	0	7
Kevin Kaminski	3	0	0	0	16
Jeff Nelson	3	0	0	0	4
Jim Carey	3	0	0	0	0
Olaf Kolzig	5	0	0	0	4
Stefan Ustorf	5	0	0	0	0
Jim Johnson	6	0	0	0	6
Mark Tinordi	6	0	0	0	16
Eric Charron	6	0	0	0	8
Steve Poapst	6	0	0	0	0

Goaltender	GP	MIN	W	L	GAA	SO	SA	PCT
Jim Carey	3	97	0	1	6.19	0	39	.744
Olie Kolzig	5	341	2	3	1.94	0	167	.934

## 1994-95

Player	GP	G	A	PTS	PIM
Peter Bondra	7	5	3	8	10
Dale Hunter	7	4	4	8	24
Keith Jones	7	4	4	8	22
Joe Juneau	7	2	6	8	2
Steve Konowalchuk	7	2	5	7	12
Dmitri Khristich	7	1	4	5	0
Michal Pivonka	7	1	4	5	21
Calle Johansson	7	3	1	4	0
Sergei Gonchar	7	2	2	4	2
Sylvain Cote	7	1	3	4	2
Kelly Miller	7	0	3	3	4
Mike Eagles	7	0	2	2	4
Jim Johnson	7	0	2	2	8
Rob Pearson	3	1	0	1	17
Mark Tinordi	1	0	0	0	2
Dave Poulin	2	0	0	0	0
Igor Ulanov	2	0	0	0	4
Kevin Kaminski	5	0	0	0	36
Craig Berube	7	0	0	0	29
Joe Reekie	7	0	0	0	2
Ken Klee	7	0	0	0	4
Jim Carey	7	0	0	0	4

Goaltender	GP	MIN	W	L	GAA	SO	SA	PCT
Olie Kozig	2	44	1	0	1.36	0	21	.952
Byron Dafoe	1	20	0	0	3.00	0	3	.667
Jim Carey	7	358	2	4	4.19	0	151	.834

## 1993-94

Player	GP	G	A	PTS	PIM
Mike Ridley	11	4	6	10	6
Joe Juneau	11	4	5	9	6
Kelly Miller	11	2	7	9	0
Sylvain Cote	9	1	8	9	6
Michal Pivonka	7	4	4	8	4
Kevin Hatcher	11	3	4	7	37
Peter Bondra	9	2	4	6	4
Dmitri Khristich	11	2	3	5	10
Dave Poulin	11	2	2	4	19
Calle Johansson	6	1	3	4	4
Joe Reekie	11	2	1	3	29
Dale Hunter	7	0	3	3	14
Todd Krygier	5	2	0	2	10
John Slaney	11	1	1	2	2
Randy Burridge	11	0	2	2	12
Jason Woolley	4	1	0	1	4
Shawn Anderson	8	1	0	1	12
Pat Peake	8	0	1	1	8
Keith Jones	11	0	1	1	36
Steve Konowalchuk	11	0	1	1	10
Todd Nelson	4	0	0	0	0
Don Beaupre	8	0	0	0	2
Craig Berube	8	0	0	0	21

Goaltender	GP	MIN	W	L	GAA	SO	SA	PCT
Byron Dafoe	2	118	0	2	2.54	0	39	.872
Don Beaupre	8	429	5	2	2.94	1	191	.890
Rick Tabaracci	2	111	0	2	3.24	0	50	.880

## 1992-93

Player	GP	G	A	PTS	PIM
Dale Hunter	6	7	1	8	35
Dmitri Khristich	6	2	5	7	2
Al Iafrate	6	6	0	6	4
Mike Ridley	6	1	5	6	0
Peter Bondra	6	0	6	6	0
Pat Elynuik	6	3	2	5	19
Calle Johansson	6	0	5	5	6
Kelly Miller	6	0	3	3	2
Sylvain Cote	6	1	1	2	4
Todd Krygier	6	1	1	2	4
Paul Cavallini	6	0	2	2	18
Michal Pivonka	6	0	2	2	0
Randy Burridge	4	1	0	1	0
Steve Konowalchuk	2	0	1	1	0
Kevin Hatcher	6	0	1	1	14
Alan May	6	0	1	1	6
Don Beaupre	2	0	0	0	0
Rick Tabaracci	4	0	0	0	4
Shawn Anderson	6	0	0	0	0
Keith Jones	6	0	0	0	10

Goaltender	GP	MIN	W	L	GAA	SO	SA	PCT
Rick Tabaracci	4	304	1	3	2.76	0	160	.913
Don Beaupre	2	119	1	1	4.54	0	65	.862

## 1991-92

Player	GP	G	A	PTS	PIM
Mike Ridley	7	0	11	11	0
Dino Ciccarelli	7	5	4	9	14
Peter Bondra	7	6	2	8	4
Al Iafrate	7	4	2	6	14
Kevin Hatcher	7	2	4	6	19
Michal Pivonka	7	1	5	6	13
Dmitri Khristich	7	3	2	5	15
Dale Hunter	7	1	4	5	16
Calle Johansson	7	0	5	5	4
Todd Krygier	5	2	1	3	4
Sylvain Cote	7	1	2	3	4
Kelly Miller	7	1	2	3	4
John Druce	7	1	0	1	2
Randy Burridge	2	0	1	1	0
Rod Langway	7	0	1	1	2
Paul MacDermid	7	0	1	1	22
Dave Tippett	7	0	1	1	0
Brad Schlegel	7	0	1	1	2
Alan May	7	0	0	0	0

Goaltender	GP	MIN	W	L	GAA	SO	SA	PCT
Don Beaupre	7	419	3	4	3.15	0	212	.896

## 1990-91

Player	GP	G	A	PTS	PIM
Dale Hunter	11	1	9	10	41
Dino Ciccarelli	11	5	4	9	22
Calle Johansson	10	2	7	9	8
Mike Ridley	11	3	4	7	8
Kelly Miller	11	4	2	6	6
Kevin Hatcher	11	3	3	6	8
Dave Tippett	10	2	3	5	8
Michal Pivonka	11	2	3	5	8
Al Iafrate	10	1	3	4	22
Dmitri Khristich	11	1	3	4	6
Stephen Leach	9	1	2	3	8
Mike Lalor	10	1	2	3	8
Tim Bergland	11	1	1	2	12
John Druce	11	1	1	2	7
Alan May	11	1	1	2	37
Rod Langway	11	0	2	2	6
Peter Bondra	4	0	1	1	2
Nick Kypreos	9	0	1	1	38
Jeff Greenlaw	1	0	0	0	2
Kent Paynter	1	0	0	0	0
Mike Liut	2	0	0	0	0
Neil Sheehy	2	0	0	0	19
Ken Sabourin	11	0	0	0	34

Goaltender	GP	MIN	W	L	GAA	SO	SA	PCT
Don Beaupre	11	624	5	5	2.79	1	294	.901
Mike Liut	2	48	0	1	5.00	0	30	.867

# Year-by-Year Playoff Statistics

## 1989-90

Player	GP	G	A	PTS	PIM
John Druce	15	14	3	17	23
Geoff Courtall	15	4	9	13	32
Dale Hunter	15	4	8	12	61
Dino Ciccarelli	8	8	3	11	6
Scott Stevens	15	2	7	9	25
Kelly Miller	15	3	5	8	23
John Tucker	12	1	7	8	0
Kevin Hatcher	11	0	8	8	32
Mike Ridley	14	3	4	7	8
Calle Johansson	15	1	6	7	4
Bob Rouse	15	2	3	5	47
Rod Langway	15	1	4	5	12
Stephen Leach	14	2	2	4	8
Bob Joyce	14	2	1	3	9
Tim Bergland	15	1	1	2	10
Michal Pivonka	11	0	2	2	6
Nick Kypreos	7	1	0	1	15
Neil Sheehy	10	0	1	1	92
Steve Maltais	1	0	0	0	0
Scott Kleinendorst	3	0	0	0	0
Kent Paynter	3	0	0	0	10
Don Beaupre	8	0	0	0	2
Rob Murray	9	0	0	0	18
Alan May	15	0	0	0	37

Goaltender	GP	MIN	W	L	GAA	SO	SA	PCT
Don Beaupre	8	401	4	3	2.69	0	187	.904
Mike Liut	9	507	4	4	3.31	0	223	.874

## 1988-89

Player	GP	G	A	PTS	PIM
Geoff Courtall	6	2	5	7	12
Dino Ciccarelli	6	3	3	6	12
Bengt Gustafsson	4	2	3	5	6
Kevin Hatcher	6	1	4	5	20
Scott Stevens	6	1	4	5	11
Mike Ridley	6	0	5	5	2
Michal Pivonka	6	3	1	4	10
Dale Hunter	6	0	4	4	27
Calle Johansson	6	1	2	3	0
Bob Rouse	6	2	0	2	4
Dave Christian	6	1	1	2	0
Bob Gould	6	0	2	2	0
Lou Franceschetti	6	1	0	1	8
Stephen Leach	6	1	9	1	12
Kelly Miller	6	1	0	1	2
Chris Felix	1	0	1	1	0
Yvon Corriveau	1	0	0	0	0
John Druce	1	0	0	0	0
Doug Wickenheiser	5	0	0	0	2
Rod Langway	6	0	0	0	6
Pete Peeters	6	0	0	0	2
Neil Sheehy	6	0	0	0	19

Goaltender	GP	MIN	W	L	GAA	SO	SA	PCT
Pete Peeters	6	359	2	4	4.01	0	164	.853

## 1987-88

Player	GP	G	A	PTS	PIM
Bengt Gustafsson	14	4	9	13	6
Michal Pivonka	14	4	9	13	4
Dale Hunter	14	7	5	12	98
Kevin Hatcher	14	5	7	12	55
Scott Stevens	13	1	11	12	46
Mike Ridley	14	6	5	11	10
Dave Christian	14	5	6	11	6
Larry Murphy	13	4	4	8	33
Kelly Miller	13	4	4	8	10
Mike Gartner	14	3	4	7	14
Garry Galley	13	2	4	6	13
Greg Adams	14	0	5	5	58
Bob Gould	14	3	1	4	21
Stephen Leach	3	2	1	3	0
Yvon Corriveau	13	1	2	3	30
Peter Sundstrom	14	2	0	2	6
Grant Ledyard	14	1	0	1	3
Chris Felix	1	0	0	0	0
Jeff Greenlaw	1	0	0	0	19
Grant Jennings	1	0	0	0	0
Ed Kastelic	1	0	0	0	19
Lou Franceschetti	4	0	0	0	14
Clint Malarchuk	4	0	0	0	2
Rod Langway	6	0	0	0	8
Greg Smith	9	0	0	0	23
Pete Peeters	12	0	0	0	4

Goaltender	GP	MIN	W	L	GAA	SO	SA	PCT
Pete Peeters	12	654	7	5	3.12	0	326	.895
Clint Malarchuk	4	193	0	2	4.66	0	95	.842

## 1986-87

Player	GP	G	A	PTS	PIM
Mike Gartner	7	4	3	7	14
Scott Stevens	7	0	5	5	19
Kelly Miller	7	2	2	4	0
Larry Murphy	7	2	2	4	6
Greg Adams	7	1	3	4	38
Dave Christian	7	1	3	4	6
Gaetan Duchesne	7	3	0	3	14
Mike Ridley	7	2	1	3	6
Alan Haworth	6	0	3	3	7
Bob Gould	7	0	3	3	8
Michal Pivonka	7	1	1	2	2
Grant Martin	1	1	0	1	2
Ed Kastelic	5	1	0	1	13
Kevin Hatcher	7	1	0	1	20
John Blum	6	0	1	1	4
Rod Langway	7	0	1	1	2
Craig Laughlin	1	0	0	0	0
Garry Galley	2	0	0	0	0
Pete Peeters	3	0	0	0	2
Lou Franceschetti	7	0	0	0	23
Dave Jensen	7	0	0	0	2
Greg Smith	7	0	0	0	11

Goaltender	GP	MIN	W	L	GAA	SO	SA	PCT
Bob Mason	4	309	2	2	1.75	1	143	.937
Pete Peeters	3	180	1	2	3.00	0	76	.880

## 1985-86

Player	GP	G	A	PTS	PIM
Mike Gartner	9	2	10	12	4
Scott Stevens	9	3	8	11	12
Alan Haworth	9	4	6	10	11
Bob Carpenter	9	5	4	9	12
Dave Christian	9	4	4	8	0
Gaetan Duchesne	9	4	3	7	12
Bob Gould	9	4	3	7	11
Larry Murphy	9	1	5	6	6
Greg Adams	9	1	3	4	27
John Barrett	9	1	2	3	35
Greg Smith	9	1	2	3	9
Jorgen Pettersson	8	1	2	3	2
Rod Langway	9	1	2	3	6
Craig Laughlin	9	1	2	3	10
Yvon Corriveau	4	0	3	3	2
Kevin Hatcher	9	1	1	2	19
Stephen Leach	6	0	1	1	0
Dwight Schofield	3	0	0	0	14
Marc Taylor	3	0	0	0	0
Dave Jensen	4	0	0	0	0
Lou Franceschetti	8	0	0	0	15
Pete Peeters	9	0	0	0	2

Goaltender	GP	MIN	W	L	GAA	SO	SA	PCT
Pete Peeters	9	544	5	4	2.65	0	253	.905

## 1984-85

Player	GP	G	A	PTS	PIM
Mike Gartner	5	4	3	7	9
Larry Murphy	5	2	3	5	0
Bob Carpenter	5	1	4	5	8
Bengt Gustafsson	5	1	3	4	0
Dave Christian	5	1	1	2	0
Lou Franceschetti	5	1	1	2	15
Alan Haworth	5	1	0	1	0
Doug Jarvis	5	1	0	1	0
Gaetan Duchesne	5	0	1	1	7
Bob Gould	5	0	1	1	2
Rod Langway	5	0	1	1	6
Mike McEwen	5	0	1	1	4
Scott Stevens	5	0	1	1	20
Darren Veitch	5	0	1	1	4
Kevin Hatcher	1	0	0	0	0
Mikko Leinonen	1	0	0	0	0
Peter Anderson	2	0	0	0	0
Timo Blomquist	2	0	0	0	0
Al Jensen	3	0	0	0	2
Gary Sampson	4	0	0	0	0
Greg Adams	5	0	0	0	9
Craig Laughlin	5	0	0	0	2

Goaltender	GP	MIN	W	L	GAA	SO	SA	PCT
Al Jensen	3	201	1	2	2.39	0	86	.906
Pat Riggan	2	122	1	1	2.46	0	39	.872

# Year-by-Year Playoff Statistics

## 1983-84

Player	GP	G	A	PTS	PIM
Mike Gartner	8	3	7	10	16
Dave Christian	8	5	4	9	5
Scott Stevens	8	1	8	9	5
Craig Laughlin	8	4	2	6	6
Alan Haworth	8	3	2	5	4
Bengt Gustafsson	8	2	3	5	0
Bryan Erickson	8	3	2	5	7
Doug Jarvis	8	2	3	5	6
Rod Langway	8	0	5	5	7
Bobby Carpenter	8	2	1	3	25
Gaetan Duchesne	8	2	1	3	2
Larry Murphy	8	0	3	3	6
Bob Gould	5	0	2	2	4
Glen Currie	8	1	0	1	0
Gary Sampson	8	1	0	1	0
Peter Andersson	3	0	1	1	2
Darren Veitch	5	0	1	1	15
Al Jensen	6	0	1	1	2
Dave Shand	8	0	1	1	13
Greg Adams	1	0	0	0	0
Andre Hidi	2	0	0	0	0
Lou Franceschetti	3	0	0	0	8
Pat Rigglin	5	0	0	0	2
Timo Blomqvist	8	0	0	0	8

Goaltender	GP	MIN	W	L	GAA	SO	SA	PCT
Pat Rigglin	5	230	1	3	2.35	0	81	.888
Al Jensen	6	258	3	1	3.26	0	120	.882

## 1982-83

Player	GP	G	A	PTS	PIM
Bob Gould	4	5	0	5	4
Glen Currie	4	0	3	3	4
Gaetan Duchesne	4	1	1	2	4
Dennis Maruk	4	1	1	2	2
Brian Engblom	4	0	2	2	2
Bobby Carpenter	4	1	0	1	2
Ken Houston	4	1	0	1	4
Craig Laughlin	4	1	0	1	0
Scott Stevens	4	1	0	1	26
Bengt Gustafsson	4	1	0	1	4
Randy Holt	4	0	1	1	20
Doug Jarvis	4	0	1	1	0
Greg Theberge	4	0	1	1	0
Ted Bulley	1	0	0	0	0
Milan Novy	2	0	0	0	0
Chris Valentine	2	0	0	0	4
Timo Blomqvist	3	0	0	0	16
Mike Gartner	4	0	0	0	4
Alan Haworth	4	0	0	0	2
Rod Langway	4	0	0	0	0

Goaltender	GP	MIN	W	L	GAA	SO	SA	PCT
Al Jensen	3	139	1	2	4.32	0	75	.867
Pat Rigglin	3	101	0	1	4.75	0	59	.864

# Playoff Record Book

TEAM - PLAYOFF

ALL-TIME APPEARANCES  
32

STANLEY CUP CHAMPIONSHIPS  
1 2018

STANLEY CUP FINAL APPEARANCES  
2 1998, 2018

CONFERENCE FINALS APPEARANCES  
3 1990, 1998, 2018

TEAM - SEASON

MOST GOALS

86 2018  
54 1988  
53 1998  
At Home  
39 2018  
25 1998  
1988  
On Road  
47 2018  
29 1988  
28 1998  
1990

MOST GOALS AGAINST

61 2018  
50 1988  
48 1990  
At Home  
30 2018  
26 1988  
24 1998  
On Road  
32 1990  
31 2018  
24 1988

MOST POWER-PLAY GOALS

22 2018  
14 1998  
1988  
At Home  
12 2018  
On Road  
10 2018

MOST POWER-PLAY ATTEMPTS

99 1988  
At Home  
51 1988  
On Road  
48 1988

MOST POWER-PLAY GOALS ALLOWED

18 2018  
15 1998  
At Home  
9 2018  
1998  
On Road  
9 2018  
1990

MOST SHORTHANDED GOALS

4 1988  
MOST SHORTHANDED GOALS ALLOWED  
3 1990

MOST SHOTS

762 2018  
529 1998  
444 2015

MOST SHOTS ALLOWED

740 1998  
691 2018  
459 2012

MOST PENALTY MINUTES

529 1988

MOST PENALTY MINUTES, OPPONENTS

635 1988

MOST SHUTOUTS

4 1998  
2 2018  
2016  
2009

MOST TIMES SHUTOUT

2 2013  
1998

MOST CONSECUTIVE SHUTOUTS

2 5/21/18 to 5/23/18  
5/13/98 to 5/15/98

FEWEST GOALS

8 2000  
10 2001  
2021  
At Home  
3 2001  
4 2000  
5 Three times; most recent 2003  
On Road  
3 2019  
2021  
4 2000

FEWEST GOALS AGAINST

14 Three times; most recent 2003  
16 2013  
2021  
At Home  
4 2001  
6 1985  
7 2013

On Road

5 2003  
6 Twice; most recent 2000  
7 Twice; most recent 2021

FEWEST POWER-PLAY GOALS

1 2010  
1983

FEWEST POWER-PLAY GOALS ALLOWED

0 2022

FEWEST POWER-PLAY ATTEMPTS

16 2013  
21 2000  
2021

FEWEST POWER-PLAY ATTEMPTS, OPPONENTS

17 1985

FEWEST SHOTS

127 1983

FEWEST SHOTS ALLOWED

109 2000  
125 1985

FEWEST PENALTY MINUTES

52 2021  
65 2022

FEWEST PENALTY MINUTES, OPPONENTS

42 2013  
57 2000  
65 2019

TEAM - SERIES

MOST GOALS

31 1988 vs. PHI  
27 1992 vs. PIT  
26 1995 vs. PIT  
At Home  
17 1988 vs. PHI  
2019 vs. CAR  
On Road  
16 2018 vs. TB

MOST GOALS AGAINST

29 1995 vs. PIT  
27 2009 vs. PIT  
At Home  
15 2009 vs. PIT  
On Road  
18 1995 vs. PIT

MOST POWER-PLAY GOALS

11 1992 vs. PIT  
At Home  
6 2018 vs. CBJ  
1993 vs. NYI  
On Road  
7 1984 vs. NYI

MOST POWER-PLAY ATTEMPTS

52 1988 vs. NJ

MOST POWER-PLAY GOALS ALLOWED

10 1995 vs. PIT  
At Home  
5 2009 vs. PIT  
1996 vs. PIT  
1989 vs. PHI  
On Road  
7 1995 vs. PIT

MOST POWER-PLAY ATTEMPTS, OPPONENT

42 1996 vs. PIT  
1995 vs. PIT

MOST SHORTHANDED GOALS

3 1988 vs. PHI

MOST SHORTHANDED GOALS ALLOWED

2 1989 vs. PHI  
1990 vs. NYR

MOST SHOTS

292 2010 vs. MTL  
273 1987 vs. NYI

MOST SHOTS ALLOWED

256 2009 vs. PIT

MOST PENALTY MINUTES

305 1988 vs. NJ

MOST PENALTY MINUTES, OPPONENT

349 1988 vs. NJ

FEWEST GOALS

6 1990 vs. BOS  
7 1998 vs. DET  
8 2000 vs. PIT  
2020 vs. NYI  
At Home  
2 1998 vs. DET  
1991 vs. PIT  
On Road  
3 Three times; most recent 2019  
vs. CAR

FEWEST GOALS AGAINST

4 1986 vs. NYI  
5 1984 vs. PHI  
6 2016 vs. PHI  
At Home  
2 2011 vs. NYR  
On Road  
1 1986 vs. NYI  
1984 vs. PHI

FEWEST POWER-PLAY GOALS

1 2015 vs. NYR  
2010 vs. MTL  
1983 vs. NYI

FEWEST POWER-PLAY ATTEMPTS

11 1984 vs. PHI

FEWEST POWER-PLAY GOALS ALLOWED

0 2015 vs. NYI  
2022 vs. FLA

FEWEST POWER-PLAY ATTEMPTS, OPPONENT

7 1984 vs. PHI

FEWEST SHOTS

90 1998 vs. OTT  
1984 vs. PHI

FEWEST SHOTS AGAINST

90 1986 vs. NYI

# Playoff Record Book

**FEWEST PENALTY MINUTES**

36 2011 vs. TB

**FEWEST PENALTY MINUTES, OPPONENT**

38 2011 vs. TBL

**TEAM – GAME****MOST GOALS**

At Home  
8 4/19/86 vs. NYR  
7 4/23/90 vs. NYR  
On Road  
7 4/25/92 at PIT  
4/14/88 at PHI  
4/28/88 at NJ

**MOST GOALS AGAINST**

At Home  
8 4/11/89 vs. PHI  
7 4/13/00 vs. PIT  
5/16/95 vs. PIT  
On Road  
10 4/22/88 at NJ  
7 4/19/91 at PIT  
4/19/90 at NYR

**MOST POWER-PLAY GOALS**

At Home  
3 seven times; most recent  
4/20/19 vs. CAR  
On Road  
5 4/18/16 at PHI

**MOST POWER-PLAY GOALS ALLOWED**

At Home  
3 Three times; most recent  
4/13/00 vs. PIT  
On Road  
4 4/29/92 at PIT

**MOST POWER-PLAY GOALS, BOTH TEAMS**5 11 times; most recent  
4/15/18 vs. CBJ**MOST POWER-PLAY ATTEMPTS**

At Home  
11 4/9/83 vs. NYI  
On Road  
11 Twice; most recent  
4/23/92 at PIT

**MOST POWER-PLAY ATTEMPTS, OPPONENT**

At Home  
10 4/24/96 vs. PIT  
On Road  
12 4/23/92 at PIT

**MOST SHORTHANDED GOALS**1 26 times; most recent  
4/23/18 at CBJ**MOST SHORTHANDED GOALS ALLOWED**1 19 times; most recent  
8/12/20 vs. NYI**MOST SHOTS**

At Home  
75 4/18/87 vs. NYI  
On Road  
55 4/11/91 at NYR

**MOST SHOTS IN A REGULATION GAME**

At Home  
49 4/23/90 vs. NYR  
On Road  
54 4/26/10 at MTL

**MOST SHOTS ALLOWED**

At Home  
65 4/24/96 vs. PIT  
On Road  
60 6/11/98 at DET

**MOST SHOTS ALLOWED IN A REGULATION GAME**

At Home  
45 4/19/12 vs. BOS  
On Road  
45 4/15/19 at CAR

**MOST PENALTY MINUTES**

At Home  
80 4/20/88 vs. NJ  
On Road  
123 4/22/88 at NJ

**MOST PENALTY MINUTES, OPPONENT**

At Home  
82 4/20/88 vs. NJ  
On Road  
108 4/22/88 at NJ

**FEWEST GOALS**

At Home  
0 11 times; most recent  
8/20/20 vs. NYI  
On Road  
0 Six times; most recent  
4/15/19 at CAR

**FEWEST GOALS ALLOWED**

At Home  
0 10 times; most recent  
4/20/19 vs. CAR  
On Road  
0 nine times; most recent  
5/23/18 at TB

**FEWEST POWER-PLAY ATTEMPTS**0 10 times; most recent  
5/19/18 at TB**FEWEST POWER-PLAY ATTEMPTS, OPPONENT**

0 8/3/20 at TB

**FEWEST SHOTS**

At Home  
14 5/9/90 vs. BOS  
On Road  
11 5/13/98 at OTT

**FEWEST SHOTS ALLOWED**

At Home  
10 4/9/90 vs. NJ  
On Road  
14 4/28/12 at NYR

**FEWEST PENALTY MINUTES**

At Home  
2 Seven times; most recent  
4/24/19 vs. CAR  
On Road  
2 Two times; most recent  
5/19/18 at TB

**FEWEST PENALTY MINUTES, OPPONENT**

At Home  
0 4/27/15 vs. NYI  
5/13/09 vs. PIT  
On Road  
0 5/19/18 vs. TB

**TEAM – PERIOD****MOST GOALS**

At Home  
4 Four times; most recent  
5/5/18 vs. PIT  
On Road  
4 Six times; most recent  
4/19/17 at TOR

**MOST GOALS ALLOWED**

At Home  
4 4/11/89 vs. PHI  
5/16/95 vs. PIT  
On Road  
5 4/22/88 at NJ

**MOST POWER-PLAY GOALS**4 4/18/16 at PHI  
3 4/14/88 at PHI**MOST POWER-PLAY GOALS ALLOWED**

3 4/23/92 at PIT

**MOST POWER-PLAY ATTEMPTS**

7 4/28/88 vs. NJ

**MOST POWER-PLAY ATTEMPTS, OPPONENT**

6 4/7/91 vs. NYR

**MOST SHOTS**

At Home  
21 4/15/18 vs. CBJ  
On Road  
22 4/26/10 at MTL

**MOST SHOTS ALLOWED**

At Home  
21 4/19/08 vs. PHI  
On Road  
21 4/21/10 at MTL

**FEWEST SHOTS**At Home  
0 5/7/94 vs. NYROn Road  
1 4/15/19 at CAR**FEWEST SHOTS ALLOWED**

At Home  
1 4/28/09 vs. NYR  
4/21/01 vs. PIT  
4/22/96 vs. PIT

On Road  
1 4/19/94 at PIT**MOST PENALTY MINUTES**

At Home  
54 4/20/88 vs. NJD  
On Road  
77 4/22/88 at NJ

**MOST PENALTY MINUTES, OPPONENT**

At Home  
54 4/20/88 vs. NJD  
On Road  
63 4/7/84 at PHI

**FASTEST GOALS**

**FASTEST GOAL, START OF A GAME**  
0:15 Mike Gartner,  
4/8/87 in a 4-3 win vs. NYI

**FASTEST GOAL AGAINST, START OF A GAME**0:14 Kirk Muller,  
4/30/88 in a 3-2 loss vs. NJ**FASTEST GOAL, START OF A PERIOD**0:11 Conor Sheary, 3rd period  
5/23/21 in a 1-3 loss vs. BOS**FASTEST GOAL AGAINST, START OF A PERIOD**0:12 Sidney Crosby, 2nd period  
4/27/17 in a 3-2 loss vs. PIT**FASTEST TWO GOALS, BOTH TEAMS**0:09 Bryan Trottier (NYI) and Scott  
Stevens (WSH), 4/10/86 in a  
5-2 win vs. NYI**FASTEST TWO GOALS, CAPITALS PLAYER**0:16 Larry Murphy,  
4/10/85 in a 4-3 win vs. NYI**FASTEST TWO GOALS, OPPOSING PLAYER**0:11 Petr Nedved,  
4/17/96 in a 6-4 win at PIT**FASTEST TWO GOALS, TWO CAPITALS PLAYERS**0:17 Dino Ciccarelli and Peter Bondra,  
4/25/92 in a 7-2 win at PIT**FASTEST TWO GOALS, OPPOSING PLAYERS**0:07 Marian Gaborik and Brandon  
Dubinsky, 4/20/11 in a 4-3 win at NYR**FASTEST THREE GOALS, BOTH TEAMS**1:09 Mario Lemieux (PIT), Dino Ciccarelli (WSH)  
and Peter Bondra (WSH), 4/25/92  
in a 7-2 loss at PIT**FASTEST THREE GOALS, CAPITALS TEAM**2:09 Mike Gartner and Larry  
Murphy (2), 4/10/85 in a 4-3 win  
vs. NYI**FASTEST FOUR GOALS, BOTH TEAMS**2:33 Danny Briere (PHI), Eric Fehr  
(WSH), Scott Hartnell (PHI) and  
Sami Kapanen (PHI), 4/15/08 in  
a 6-3 loss at PHI

# Playoff Record Book

INDIVIDUAL – SEASON

MOST GAMES PLAYED

24 12 players, 2018

MOST POINTS

32 **Evgeny Kuznetsov, 2018**  
27 **Alex Ovechkin, 2018**  
23 **Nicklas Backstrom, 2018**

MOST GOALS

15 **Alex Ovechkin, 2018**  
14 John Druce, 1990  
12 **Evgeny Kuznetsov, 2018**

MOST ASSISTS

20 **Evgeny Kuznetsov, 2018**  
18 **Nicklas Backstrom, 2018**  
15 **John Carlson, 2018**

MOST PENALTY MINUTES

98 Dale Hunter, 1988  
92 Neil Sheehy, 1990  
61 Dale Hunter, 1990

MOST POWER-PLAY GOALS

8 John Druce, 1990

MOST SHORTHANDED GOALS

2 Bob Gould, 1988

MOST GAME-WINNING GOALS

4 Joe Juneau, 1998  
John Druce, 1990

BEST PLUS/MINUS RATING

+17 Brooks Orpik, 2018  
+12 **Evgeny Kuznetsov, 2018**  
+11 **Tom Wilson, 2018**  
**John Carlson, 2018**

MOST CONSECUTIVE GAMES WITH A POINT

11 **Evgeny Kuznetsov, 5/3/18 to 5/28/18 vs. PIT, TB, VGK**  
9 **Nicklas Backstrom, 4/24/09 to 5/11/09 vs. NYR, PIT**

MOST CONSECUTIVE GAMES WITH A GOAL

7 John Druce, 4/15/90 to 5/3/90 vs. NJ, NYR, BOS

MOST CONSECUTIVE GAMES WITH AN ASSIST

6 Mike Ridley, 4/21/92 to 5/1/92 vs. PIT

GOALTENDER – SEASON

MOST GAMES PLAYED

23 Braden Holtby, 2018  
21 Olie Kolzig, 1998  
14 Braden Holtby, 2012

MOST MINUTES

1,386 Braden Holtby, 2018  
1,351 Olie Kolzig, 1998  
922 Braden Holtby, 2012

MOST WINS

16 Braden Holtby, 2018  
12 Olie Kolzig, 1998  
7 Braden Holtby, 2017  
Braden Holtby, 2012  
Semyon Varlamov, 2009  
Pete Peeters, 1988

MOST SHUTOUTS

4 Olie Kolzig, 1998  
2 Braden Holtby, 2018  
Braden Holtby, 2016  
Semyon Varlamov, 2009

LOWEST GAA (minimum 60 minutes)

1.71 Braden Holtby, 2015  
1.72 Braden Holtby, 2016  
1.76 Bob Mason, 1987

HIGHEST SAVE PERCENTAGE (minimum 60 minutes)

.944 Braden Holtby, 2015  
.942 Braden Holtby, 2016  
.941 Olie Kolzig, 1998

MOST SHOTS AGAINST

740 Olie Kolzig, 1998  
639 Braden Holtby, 2018  
459 Braden Holtby, 2012

MOST SAVES MADE

696 Olie Kolzig, 1998  
589 Braden Holtby, 2018  
429 Braden Holtby, 2012

MOST CONSECUTIVE STARTS, GOALTENDER

38 Olie Kolzig, 4/22/98 to 4/20/03

MOST CONSECUTIVE GAMES PLAYED, GOALTENDER

41 Olie Kolzig, 4/24/96 to 4/20/03

MOST CONSECUTIVE WINS, GOALTENDER

5 Semyon Varlamov, 4/24/09 to 5/4/09 vs. NYR, PIT

MOST CONSECUTIVE SHUTOUT MINUTES

168:42 Olie Kolzig, 5/11/98 to 5/23/98

INDIVIDUAL – SERIES

MOST POINTS

14 **Alex Ovechkin, 2009 vs. PIT**  
11 Dino Ciccarelli, 1990 vs. NJ  
John Druce, 1990 vs. NYR  
Mike Ridley, 1992 vs. PIT

MOST GOALS

9 John Druce, 1990 vs. NYR

MOST ASSISTS

11 Mike Ridley, 1992 vs. PIT

MOST PENALTY MINUTES

58 Neil Sheehy, 1990 vs. NYR

MOST POWER-PLAY GOALS

5 John Druce, 1990 vs. NYR

MOST SHORTHANDED GOALS

2 Bob Gould, 1988 vs. PHI

MOST GAME-WINNING GOALS

2 Several times; most recent  
Jakub Vrana, 2018 vs. PIT

INDIVIDUAL – GAME

MOST POINTS

5 Alan Haworth, 4/19/86 vs. NYR

MOST GOALS

4 Dino Ciccarelli, 4/25/92 at PIT

MOST ASSISTS

4 **Evgeny Kuznetsov, 6/4/18 vs. VGK**  
Andrei Nikolishin, 5/28/98 at BUF  
Scott Stevens, 4/28/88 at NJ

MOST POWER-PLAY GOALS

2 12 times; most recent  
**T.J. Oshie, 8/12/20 vs. NYI**

MOST PENALTY MINUTES

32 Dale Hunter, 4/22/88 at NJ

MOST POINTS, OPPONENT

8 Patrik Sundstrom, 4/22/88 at NJ

MOST GOALS, OPPONENT

4 Mark Johnson, 4/22/88 at NJ  
Ray Ferraro, 4/26/93 vs. NYI

MOST ASSISTS, OPPONENT

5 Patrik Sundstrom, 4/22/88 at NJ

MOST POWER-PLAY GOALS, OPPONENT

3 Mark Johnson, 4/22/88 at NJ

MOST PENALTY MINUTES, OPPONENT

37 Jim Korn, 4/28/88 at NJ

GOALTENDER – GAME

MOST SAVES

62 Olie Kolzig, 4/24/96 in a 3-2 loss vs. PIT

MOST SHOTS AGAINST IN A REGULATION GAME

45 Braden Holtby, 4/19/12 vs. BOS

MOST SHOTS AGAINST IN AN OVERTIME GAME

65 Olie Kolzig, 4/24/96 vs. PIT

INDIVIDUAL – PERIOD

MOST POINTS

3 Eight times; most recent  
John Carlson, 4/11/19 vs. CAR

MOST GOALS

3 Dino Ciccarelli, 4/25/92 at PIT

MOST ASSISTS

3 John Carlson, 4/11/19 vs. CAR

MOST PENALTY MINUTES

24 Dale Hunter, 4/22/88 at NJ

# 2018 Stanley Cup Timeline

## Eastern Conference Quarterfinal - Capitals Defeat Blue Jackets, 4-2

### Game 3: Eller's Double OT Winner Secures Caps' First Postseason Win

After dropping the first two games of their first-round series against the Columbus Blue Jackets, the Capitals responded in Game 3 at Nationwide Arena. Lars Eller scored the game-winning goal nine minutes into double overtime and Braden Holtby made 33 saves as the Capitals earned a 3-2 win. The Capitals successfully killed all four Columbus power plays, including a full two-minute man-advantage in the first overtime. Eller's first career postseason OT winner secured the first of four consecutive Washington wins. Alex Ovechkin had two assists in his 100th career Stanley Cup playoff game.

### Game 4: Caps No. 1 Line Shines

Evgeny Kuznetsov had a goal and three assists, while Alex Ovechkin and Tom Wilson had a goal and an assist each as the Capitals beat the Blue Jackets 4-1 in Game 4. The series would return to D.C. tied at two games apiece.

### Game 5: Backstrom Delivers in OT, Gives Capitals 3-2 Series Lead

Nicklas Backstrom scored his first two goals of the postseason, including the overtime winner as the Capitals beat Columbus 4-3 in OT in Game 5. Backstrom's deflection of a Dmitry Orlov point shot at 11:53 of overtime gave him his franchise-record fourth career postseason OT winner. It also provided the Capitals with a 3-2 series lead.

### Game 6: Capitals Eliminate Columbus, Book Rematch with Penguins

In a span of just over five-and-a-half minutes in Game 6 against Columbus, Alex Ovechkin scored an even-strength goal, drew a penalty and scored on the ensuing power play. Ovechkin's sequence late in the second period helped break a 1-1 tie and give Washington a 3-1 lead heading into the second intermission. Devante Smith-Pelly would add the eventual game-winning goal in the third period, while Chandler Stephenson became the first rookie in team history to score a postseason shorthanded goal. The Capitals beat Columbus 6-3 in Game 6 and became the first team in NHL history to win a series after dropping the first two games in overtime.



# 2018 Stanley Cup Timeline

## Eastern Conference Semifinal - Capitals Defeat Penguins, 4-2

### Game 2: Caps Erase Series Deficit vs. Pittsburgh

The Capitals responded after dropping their series opener in Round 2 against Pittsburgh with a convincing 4-1 win in Game 2. Alex Ovechkin scored 86 seconds into the first period and rookie Jakub Vrana scored the game-winning goal as the Capitals evened the series at a game apiece.

### Game 3: Ovechkin's Late Winner Gives Caps Series Lead

In what may go down as one of the biggest goals of his career, Alex Ovechkin capped off a 2-on-1 rush with Nicklas Backstrom with 1:07 remaining in regulation and beat Matt Murray to secure a 4-3 Capitals win in Game 3. Pittsburgh had built a 3-2 lead through two periods, but Matt Niskanen tied the score 5:06 into the third before Ovechkin and Backstrom teamed up to complete the comeback. Ovechkin's goal came at the end of a 1:26 shift — his longest even-strength shift of the game — and gave Washington a 2-1 series lead.

### Game 5: Vrana Provides Third Period Spark

With the Capitals trailing Pittsburgh 3-2 heading into the third period of a critical Game 5 at home, rookie Jakub Vrana joined Alex Ovechkin and Evgeny Kuznetsov on the No. 1 line. Pittsburgh had command of the second period, scoring twice and outshooting Washington 18-5. The Capitals needed a spark. Vrana and the newly-configured top line provided one. In the opening minute of the most important period of their season, Vrana sprung Kuznetsov for the game-tying goal on a breakaway. Vrana later scored the go-ahead marker on a feed from Ovechkin with 4:38 remaining. Although the Capitals lost Nicklas Backstrom with an injury in the third, they won 6-3 and took a 3-2 series lead.

### Game 6: Kuznetsov Nets OT Winner; Sends Caps to Eastern Conference Final

Despite missing three of their top-six forwards for Game 6 in Pittsburgh — Nicklas Backstrom, Andre Burakovsky and Tom Wilson were all out — the undermanned Capitals beat the Penguins 2-1 in overtime. Washington dressed a franchise-record five rookies in Game 6, including two — Travis Boyd and Nathan Walker — who made their NHL postseason debut. That didn't keep the Capitals from eliminating the two-time defending Stanley Cup champions. Alex Chiasson opened the scoring on a pass from Walker in the second period, before Alex Ovechkin fed Evgeny Kuznetsov for the game-winner in OT. For the first time in 20 years, the Capitals advanced to the Eastern Conference Final.



# 2018 Stanley Cup Timeline



## Eastern Conference Final - Capitals Defeat Lightning, 4-3

### Game 1: Caps Draw First Blood in Tampa Bay

The Capitals opened the Eastern Conference Final with a 4-2 win in Game 1 in Tampa Bay. Alex Ovechkin had a power-play goal and an assist in his Eastern Conference Final debut while Jay Beagle, Michal Kempny and Lars Eller also scored as the Capitals built a 4-0 lead in the second period. Game 1 could have turned late in the first period when Tampa Bay's Nikita Kucherov appeared to tie the score 1-1. Instead, the Lightning were penalized for having too many men on the ice. The goal was erased and Washington received a power play. Two seconds into the ensuing man advantage, Ovechkin gave the Capitals a 2-0 lead.

### Game 2: Caps Continue Road Success

With Nicklas Backstrom missing a third consecutive game due to injury, centers Evgeny Kuznetsov and Lars Eller had a goal and two assists each as the Capitals beat the Lightning 6-2 to take a 2-0 series lead. Alex Ovechkin, Tom Wilson, Brett Connolly and Devante Smith-Pelly also scored as the Capitals improved to 7-1 on the road in the postseason. John Carlson had two assists to establish a franchise record for most points in a single postseason by a defenseman (13).

### Game 6: Holtby Blanks Bolts

Facing elimination for the first time in the 2018 Stanley Cup Playoffs, T.J. Oshie scored twice and Braden Holtby made 24 saves as the Capitals beat the Lightning 3-0 in Game 6. The Capitals controlled possession but were also physical, outitting the Lightning 39-19. Brooks Orpik and Tom Wilson led the Capitals with six hits each.

### Game 7: Holtby Earns Another Shutout; Caps Advance to Cup Final

Alex Ovechkin opened the scoring just 62 seconds into the first period and Braden Holtby made 29 saves as the Capitals beat the Lightning 4-0 in Game 7. With the win, the Capitals advanced to the Stanley Cup Final for the first time since 1998. Holtby stopped the final 61 shots he faced against Tampa Bay and ended the series with a shutout streak of 157:13. Andre Burakovsky added a pair of insurance markers in the second period and joined Dale Hunter (1988) as the only Capitals to score two goals in a Game 7. Evgeny Kuznetsov picked up an assist and established a Capitals postseason record by extending his point streak to 10 games.

# 2018 Stanley Cup Timeline

## Stanley Cup Final - Capitals Defeat Golden Knights, 4-1

### Game 2: Orpik Nets Winner; Capitals Earn First Win in Stanley Cup Final

Capitals leading-scorer Evgeny Kuznetsov left Game 2 late in the first period due to injury, but Lars Eller was among those who picked up the slack. Eller factored in all of Washington's scoring with a goal and two assists as the Capitals beat Vegas 3-2 to even the Cup Final at a game apiece. Alex Ovechkin scored a power-play goal and Brooks Orpik emerged as the unlikely game-winning goal scorer. Orpik broke a personal 220-game goalless drought midway through the second period. Braden Holtby made 37 saves, none bigger than his sprawling paddle stop on Alex Tuch with two minutes remaining in regulation to preserve Washington's one-goal lead.



### Game 3: Capitals Take Series Lead in Cup Final

Alex Ovechkin and Evgeny Kuznetsov both scored first-period goals while Devante Smith-Pelly added an insurance tally in the third as the Capitals beat the Golden Knights 3-1 in Game 3. The win gave the Capitals their first ever Stanley Cup Final victory on home ice and a 2-1 series lead. Ovechkin scored 1:10 into the first period, tying John Druce's franchise record with his 14th goal of the playoffs.

### Game 4: Balanced Attack Puts Capitals on Verge of Cup Win

Six different Capitals scored and Evgeny Kuznetsov had four assists as Washington beat Vegas 6-2 in Game 4 of the Stanley Cup Final. Kuznetsov became the 12th player in NHL history and the first since Joe Sakic in 1996 to record four assists in a game in the Stanley Cup Final. T.J. Oshie, Tom Wilson and Devante Smith-Pelly all scored in the first period while John Carlson added a power-play tally in the second. Michal Kempny and Brett Connolly also scored for the Capitals, who dominated the special teams battle going 4-for-4 on the penalty kill and 3-for-5 on the power play.



### Game 5: Capitals Rally Once More; Win the Stanley Cup

The Capitals earned the first Stanley Cup title in franchise history with a 4-3 win in Game 5 at T-Mobile Arena. Vegas led 3-2 at the second intermission, but Devante Smith-Pelly and Lars Eller scored in the third period to secure the Capitals' comeback win. Smith-Pelly's seven goals in the playoffs matched his entire total from the regular season. He capped off the Stanley Cup Final on a three-game goal scoring streak. Jakub Vrana and Alex Ovechkin also scored in the Cup-clinching win. Ovechkin's 15th goal of the playoffs established a new franchise record. John Carlson added an assist to become the Capitals all-time postseason leading scorer among defensemen (55 points in 100 games). The Capitals, who clinched all four series on the road, tied a League record with 10 road wins in the playoffs. They also joined the 1991 Penguins as the only teams to win the Stanley Cup despite trailing in all four series.



# 2023 - 24

## MEDIA GUIDE



# OPPONENTS

# Anaheim Ducks

## CLUB INFORMATION

**Founded** .....1993-94  
**Home Arena**.....Honda Center (17,174)  
**Stanley Cups**.....1 (2007)  
**Chairman of the Board, ocVIBE**.....Michael Schulman  
**General Manager**.....Pat Verbeek  
**Head Coach**.....Greg Cronin  
**Asst. Coaches**.....Newell Brown, Brent Thompson, Craig Johnson  
**Senior Director, Communications & Broadcasting**.....Alex Gilchrist  
**2022-23 Record**.....23-47-12 (58 points)  
**2022-23 Finish**.....8th, Pacific Division  
**2022-23 Playoffs**.....DNQ

Honda Center  
2695 E. Katella Ave.  
Anaheim, CA 92806  
714.940.2900  
Fax: 714.940.2953  
@AnaheimDucks



## 2023-24 MEETINGS

Nov. 30 at Anaheim  
Jan 16 at Washington

## ALL-TIME SERIES HISTORY

TOTALS									HOME									AWAY								
YEAR	GP	W	L	T	OT	PTS	GF	GA	GP	W	L	T	OT	PTS	GF	GA	GP	W	L	T	OT	PTS	GF	GA		
93-94	2	2	0	0	-	4	8	2	1	1	0	0	-	2	3	0	1	1	0	0	-	2	5	2		
94-95	Teams did not meet in 1994-95																									
95-96	2	0	1	1	-	1	3	4	1	0	1	0	-	0	1	2	1	0	0	1	-	1	2	2		
96-97	2	0	2	0	-	0	5	9	1	0	1	0	-	0	1	4	1	0	1	0	-	0	4	5		
97-98	2	1	1	0	-	2	7	8	1	1	0	0	-	2	3	2	1	0	1	0	-	0	4	6		
98-99	2	1	1	0	-	2	1	1	1	1	0	0	-	2	1	0	1	0	1	0	-	0	0	1		
99-00	2	0	2	0	0	0	3	12	1	0	1	0	0	0	1	7	1	0	1	0	0	0	2	5		
00-01	2	1	1	0	0	2	4	5	1	0	1	0	0	0	0	2	1	1	0	0	0	2	4	3		
01-02	2	1	1	0	0	2	5	3	1	1	0	0	0	2	4	1	1	0	1	0	0	0	1	2		
02-03	1	0	1	0	0	0	0	3	0	0	0	0	0	0	0	0	1	0	1	0	0	0	0	3		
03-04	1	0	1	0	0	0	2	4	1	0	1	0	0	0	2	4	0	0	0	0	0	0	0	0		
05-06	1	1	0	-	0	2	3	2	0	0	0	-	0	0	0	0	1	1	0	-	0	2	3	2		
06-07	1	0	1	-	0	0	1	6	1	0	1	-	0	0	1	6	0	0	0	-	0	0	0	0		
07-08	Teams did not meet in 2007-08																									
08-09	1	1	0	-	0	2	6	4	0	0	0	-	0	0	0	0	1	1	0	-	0	2	6	4		
09-10	1	1	0	-	0	2	5	1	1	1	0	-	0	2	5	1	0	0	0	-	0	0	0	0		
10-11	2	1	0	-	1	3	8	8	1	0	0	-	1	1	1	2	1	1	0	-	0	2	7	6		
11-12	1	1	0	-	0	2	5	4	1	1	0	-	0	2	5	4	0	0	0	-	0	0	0	0		
12-13	Teams did not meet in 2012-13																									
13-14	2	1	1	-	0	2	5	5	1	0	1	-	0	0	2	3	1	1	0	-	0	2	3	2		
14-15	2	2	0	-	0	4	7	5	1	1	0	-	0	2	2	2	1	1	0	-	0	2	5	3		
15-16	2	1	1	-	0	2	1	3	1	0	1	-	0	0	0	2	1	1	0	-	0	2	1	1		
16-17	2	1	1	-	0	2	8	9	1	1	0	-	0	2	6	4	1	0	1	-	0	0	2	5		
17-18	2	1	1	-	0	2	3	6	1	1	0	-	0	2	3	2	1	0	1	-	0	0	0	4		
18-19	2	0	2	-	0	0	7	11	1	0	1	-	0	0	5	6	1	0	1	-	0	0	2	5		
19-20	2	2	0	-	0	4	8	4	1	1	0	-	0	2	5	2	1	1	0	-	0	2	3	2		
20-21	Teams did not meet in 2020-21																									
21-22	2	1	0	-	1	3	5	6	1	1	0	-	0	2	3	3	1	0	0	-	1	1	2	3		
22-23	2	1	1	-	0	2	5	6	1	0	1	-	0	0	2	4	1	1	0	-	0	2	3	2		
Totals	43	21	19	1	2	45	115	131	22	11	10	-	1	23	56	63	21	10	9	1	1	22	59	68		

## SERIES INFORMATION

	Overall	at Washington	at Anaheim
All-Time Series (W-L-T-OT)	WSH leads, 21-19-1-2	WSH leads, 11-10-0-1	Series tied, 10-9-1-1
Current Streak	1 WSH win (3/1/23)	1 ANA win (2/23/23)	1 WSH win (3/1/23)
Last Washington Win	3/1/23 (3-2 OT)	12/6/21 (4-3 SO)	3/1/23 (3-2 OT)
Last Anaheim Win	2/23/23 (2-4)	2/23/23 (2-4)	11/16/21 (2-3 OT)
Last Tie	11/29/95 (2-2)	None	11/29/95 (2-2)
Last Overtime Game	3/1/23 (W, 3-2 OT)	12/6/21 (W, 4-3 SO)	3/1/23 (W, 3-2 OT)
Overtime Record	7-2-1	4-1-0	3-0-2
Last 10 Games (W-L-T-OT)	5-4-1	6-4-0	6-3-1
Longest Unbeaten Streak	4 (3/18/14-3/7/16)	3 (1/27/10-11/1/11)	6 (1/13/06-3/7/16)
Longest Winning Streak	4 (3/18/14-3/7/16)	2 (three times)	6 (1/13/06-3/7/16)
Longest Winless Streak	5 (11/29/95-12/29/97)	2 (three times)	5 (11/29/95-10/29/99)
Longest Losing Streak	4 (12/13/96-12/29/97)	2 (three times)	4 (12/13/96-10/29/99)
Washington Shutouts (Last)	2 (10/10/98)	2 (10/10/98)	None
Anaheim Shutouts (Last)	5 (3/6/18)	2 (4/10/16)	3 (3/6/18)
Last Washington Hat Trick	A. Semin (2/16/11)	None	A. Semin (2/16/11)
Last Anaheim Hat Trick	None	None	None
Most Washington Goals	7 (2/16/11)	6 (2/11/17)	7 (2/16/11)
Most Anaheim Goals	7 (10/19/99)	7 (10/19/99)	6 (two times)

# Anaheim Ducks

## 2022-23 WASHINGTON CAPITALS VS. ANAHEIM DUCKS

CAPITALS LOST SEASON SERIES, 1-1-0 • ANAHEIM 1-0-1

<b>WASHINGTON</b>	<b>DUCKS</b>	<b>CAPITALS</b>	<b>ATTEND</b>	<b>GOALTENDERS</b>	<b>W. GOAL</b>
FEB. 23, 2023	4	2	18,573	JOHN GIBSON / CHARLIE LINDGREN	JAKOB SILFVERBERG
<b>ANAHEIM</b>	<b>DUCKS</b>	<b>CAPITALS</b>	<b>ATTEND</b>	<b>GOALTENDERS</b>	<b>W. GOAL</b>
MARCH 1, 2023	2	3	14,279	DARCY KUEMPER / JOHN GIBSON	TOM WILSON

CAPITALS	GP	G	A	P	+/-	PIM	PPG	SH	GW	EN	S	%	DUCKS	GP	G	A	P	+/-	PIM	PPG	SH	GW	EN	S	%
TOM WILSON	2	2	0	2	-1	10	0	0	1	0	10	20.0	CAM FOWLER	2	0	3	3	1	0	0	0	0	0	2	0.0
MARTIN FEHERVARY	2	1	1	2	-2	2	0	0	0	0	4	25.0	TROY TERRY	2	2	0	2	2	0	0	0	0	0	3	66.7
T.J. OSHIE	2	1	1	2	-2	2	1	0	0	0	7	14.3	TREVOR ZEGRAS	2	1	1	2	2	0	0	0	0	0	5	20.0
NICKLAS BACKSTROM	2	0	2	2	-1	0	0	0	0	0	3	0.0	KEVIN SHATTENKIRK	2	0	2	2	3	0	0	0	0	0	2	0.0
NICK JENSEN	2	1	0	1	-2	0	0	0	0	0	4	25.0	ISAC LUNDESTROM	2	1	0	1	-1	0	0	0	0	0	1	100.0
ALEXANDER ALEXEYEV	1	0	1	1	1	0	0	0	0	0	3	0.0	JAKOB SILFVERBERG	2	1	0	1	2	0	0	0	1	0	5	20.0
TREVOR VAN RIEMSDYK	2	0	1	1	0	0	0	0	0	0	6	0.0	DEREK GRANT	2	1	0	1	1	2	0	0	0	1	4	25.0
ERIK GUSTAFSSON	1	0	1	1	-1	0	0	0	0	0	3	0.0	MASON MCTAVISH	2	0	1	1	2	0	0	0	0	0	1	0.0
DYLAN MCILRATH	2	0	1	1	-1	7	0	0	0	0	0	--	MAX COMTOIS	2	0	1	1	1	0	0	0	0	0	1	0.0
NIC DOWD	2	0	1	1	0	0	0	0	0	0	5	0.0	COLTON WHITE	2	0	1	1	-1	0	0	0	0	0	0	--
DYLAN STROME	2	0	0	0	-2	2	0	0	0	0	5	0.0	DMITRY KULIKOV	1	0	1	1	1	0	0	0	0	0	2	0.0
NICOLAS AUBE-KUBEL	2	0	0	0	1	2	0	0	0	0	1	0.0	BRETT LEASON	2	0	0	0	-1	0	0	0	0	0	3	0.0
SONNY MILANO	2	0	0	0	-1	0	0	0	0	0	2	0.0	SIMON BENOIT	2	0	0	0	1	5	0	0	0	0	1	0.0
CONOR SHEARY	2	0	0	0	-1	0	0	0	0	0	6	0.0	MAX JONES	2	0	0	0	-1	2	0	0	0	0	1	0.0
ANTHONY MANTHA	1	0	0	0	1	0	0	0	0	0	2	0.0	FRANK VATRANO	2	0	0	0	-1	2	0	0	0	0	6	0.0
EVGENY KUZNETSOV	2	0	0	0	-1	0	0	0	0	0	4	0.0	NATHAN BEAULIEU	2	0	0	0	0	5	0	0	0	0	1	0.0
MATT IRWIN	2	0	0	0	0	0	0	0	0	0	3	0.0	RYAN STROME	2	0	0	0	1	4	0	0	0	0	2	0.0
CRAIG SMITH	1	0	0	0	1	0	0	0	0	0	2	0.0	SCOTT HARRINGTON	1	0	0	0	0	0	0	0	0	0	1	0.0
MARCUS JOHANSSON	1	0	0	0	-1	0	0	0	0	0	2	0.0	SAM CARRICK	2	0	0	0	0	5	0	0	0	0	3	0.0
LARS ELLER	1	0	0	0	0	0	0	0	0	0	2	0.0													
ALEX OVECHKIN	2	0	0	0	-1	0	0	0	0	0	8	0.0													

GOALTENDERS	GP	MIN	GA	GAA	SO	W	L	OT	SA	SV%	GOALTENDERS	GP	MIN	GA	GAA	SO	W	L	OT	SA	SV%
DARCY KUEMPER	1	61	2	1.96	0	1	0	0	23	.913	JOHN GIBSON	2	121	5	2.48	0	1	0	1	82	.939
CHARLIE LINDGREN	1	60	3	3.11	0	0	1	0	20	.850											

POWER PLAY: 1 - 6 (16.7%)

PENALTY KILLING: 5 - 5 (100%)

POWER PLAY: 0 - 5 (0%)

PENALTY KILLING: 5 - 6 (83.3%)

# Arizona Coyotes

CLUB INFORMATION

Founded..... 1972-73 (WHA), 1979-80 (Winnipeg), 1996-97 (Arizona)  
Home Arena..... Mullett Arena (4,700)  
Stanley Cups..... None  
General Manager..... Bill Armstrong  
Head Coach..... André Tourigny  
Assistant Coaches..... Mario Duhamel, Blaine Forsythe, John Madden  
Director, Media Relations..... Jeffrey Sanders  
2022-23 Record..... 28-40-14 (70 points)  
2022-23 Finish..... 7th, Central Division  
2022-23 Playoffs..... DNQ

Mullett Arena  
411 S. Packard Drive  
Tempe, AZ 85281  
623.772.3200  
Fax: 623.236.9684  
@ArizonaCoyotes



2023-24 MEETINGS

Dec. 4 at Arizona  
March 3 at Washington

ALL-TIME SERIES HISTORY

TOTALS									HOME									AWAY								
YEAR	GP	W	L	T	OT	PTS	GF	GA	GP	W	L	T	OT	PTS	GF	GA	GP	W	L	T	OT	PTS	GF	GA		
79-80	4	3	0	1	-	7	18	11	2	2	0	0	-	4	11	7	2	1	0	1	-	3	7	4		
80-81	4	3	0	1	-	7	17	11	2	2	0	0	-	4	8	4	2	1	0	1	-	3	9	7		
81-82	3	2	1	0	-	4	13	9	1	1	0	0	-	2	7	3	2	1	1	0	-	2	6	6		
82-83	3	1	0	2	-	4	12	7	2	1	0	1	-	3	9	4	1	0	0	1	-	1	3	3		
83-84	3	2	1	0	-	4	18	10	1	1	0	0	-	2	8	3	2	1	1	0	-	2	10	7		
84-85	3	1	2	0	-	2	14	14	2	1	1	0	-	2	11	9	1	0	1	0	-	0	3	5		
85-86	3	1	1	1	-	3	16	17	1	1	0	0	-	2	5	3	2	0	1	1	-	1	11	14		
86-87	3	1	1	1	-	3	11	10	2	1	1	0	-	2	8	7	1	0	0	1	-	1	3	3		
87-88	3	1	2	0	-	2	10	6	1	0	1	0	-	0	2	3	2	1	1	0	-	2	8	3		
88-89	3	2	1	0	-	4	14	9	2	2	0	0	-	4	12	6	1	0	1	0	-	0	2	3		
89-90	3	0	3	0	-	0	8	16	1	0	1	0	-	0	3	4	2	0	2	0	-	0	5	12		
90-91	3	2	1	0	-	4	7	6	2	1	1	0	-	2	5	5	1	1	0	0	-	2	2	1		
91-92	3	0	2	1	-	1	11	13	1	0	0	1	-	1	3	3	2	0	2	0	-	0	8	10		
92-93	2	1	1	0	-	2	10	12	1	1	0	0	-	2	8	6	1	0	1	0	-	0	2	6		
93-94	2	1	1	0	-	2	8	9	1	1	0	0	-	2	4	3	1	0	1	0	-	0	4	6		
94-95	Teams did not meet in 1994-95																									
95-96	2	1	0	1	-	3	7	2	1	0	0	1	-	1	1	1	1	1	0	0	-	2	6	1		
96-97	2	1	1	0	-	2	6	4	1	1	0	0	-	2	3	0	1	0	1	0	-	0	3	4		
97-98	2	1	0	1	-	3	5	4	1	1	0	0	-	2	2	1	1	0	0	1	-	1	3	3		
98-99	2	0	2	0	-	0	3	6	1	0	1	0	-	0	1	2	1	0	1	0	-	0	2	4		
99-00	2	1	0	1	0	3	5	4	1	1	0	0	0	2	3	2	1	0	0	1	0	1	2	2		
00-01	1	0	0	1	0	1	2	2	1	0	0	1	0	1	2	2	0	0	0	0	0	0	0	0		
01-02	2	0	1	1	0	1	4	7	1	0	0	1	0	1	2	2	1	0	1	0	0	0	2	5		
02-03	2	1	0	0	1	3	5	5	1	0	0	0	1	1	1	2	1	1	0	0	0	2	4	3		
03-04	1	0	1	0	0	0	0	3	1	0	1	0	0	0	0	3	0	0	0	0	0	0	0	0		
05-06	1	1	0	-	0	2	6	1	0	0	0	-	0	0	0	0	1	1	0	-	0	2	6	1		
06-07	1	0	1	-	0	0	2	3	1	0	1	-	0	0	2	3	0	0	0	-	0	0	0	0		
07-08	Teams did not meet in 2007-08																									
08-09	1	0	1	-	0	0	1	2	0	0	0	-	0	0	0	0	1	0	1	-	0	0	1	2		
09-10	1	1	0	-	0	2	4	2	1	1	0	-	0	2	4	2	0	0	0	-	0	0	0	0		
10-11	1	0	1	-	0	0	2	3	0	0	0	-	0	0	0	0	1	0	1	-	0	0	2	3		
11-12	1	1	0	-	0	2	4	3	1	1	0	-	0	2	4	3	0	0	0	-	0	0	0	0		
12-13	Teams did not meet in 2012-13																									
13-14	2	1	0	-	1	3	6	5	1	1	0	-	0	2	3	2	1	0	0	-	1	1	3	3		
14-15	2	1	1	-	0	2	7	7	1	0	1	-	0	0	5	6	1	1	0	-	0	2	2	1		
15-16	2	1	1	-	0	2	3	5	1	1	0	-	0	2	3	2	1	0	1	-	0	0	0	3		
16-17	2	1	1	-	0	2	7	7	1	1	0	-	0	2	4	1	1	0	1	-	0	0	3	6		
17-18	2	1	0	-	1	3	5	5	1	1	0	-	0	2	3	2	1	0	0	-	1	1	2	3		
18-19	2	1	1	-	0	2	5	6	1	0	1	-	0	0	1	4	1	1	0	-	0	2	4	2		
19-20	2	0	1	-	1	1	4	6	1	0	0	-	1	1	3	3	1	0	1	-	0	0	1	3		
20-21	Teams did not meet in 2020-21																									
21-22	2	2	0	-	0	4	4	0	1	1	0	-	0	2	2	0	1	1	0	-	0	2	2	0		
22-23	2	1	1	-	0	2	6	3	1	0	1	-	0	0	2	3	1	1	0	-	0	2	4	0		
Totals	85	38	31	12	4	92	290	255	43	25	11	5	2	57	155	116	42	13	20	7	2	35	135	139		

SERIES INFORMATION

All-Time Series (W-L-T-OT)  
Current Streak  
Last Washington Win  
Last Arizona Win  
Last Tie  
Last Overtime Game  
Overtime Record  
Last 10 Games (W-L-T-OT)  
Longest Unbeaten Streak  
Longest Winning Streak  
Longest Winless Streak  
Longest Losing Streak  
Washington Shutouts (Last)  
Arizona Shutouts (Last)  
Last Washington Hat Trick  
Last Arizona Hat Trick  
Most Washington Goals  
Most Arizona Goals

Overall

WSH leads, 38-31-12-4  
1 WSH win (1/19/23)  
1/19/23 (4-0)  
11/5/22 (2-3)  
11/2/01 (2-2)  
11/11/19 (L, 3-4 SO)  
3-5-9  
5-3-2  
9 (11/2/79-12/4/81)  
4 (11/7/79-10/10/80)  
4 (10/27/91-10/26/92)  
3 (10/25/89-1/23/90)  
5 (1/19/23)  
3 (4/2/16)  
S. Konowalchuk (12/10/95)  
D. Langkow (10/13/01)  
8 (two times)  
7 (three times)

at Washington

WSH leads, 25-11-5-2  
1 ARI win (11/5/22)  
10/29/21 (2-0)  
11/5/22 (2-3)  
11/2/01 (2-2)  
11/11/19 (L, 3-4 SO)  
2-2-4  
6-3-1  
8 (11/7/79-1/17/84)  
5 (11/7/79-12/4/81)  
5 (11/14/00-1/1/07)  
3 (1/1/03-1/1/07)  
2 (10/29/21)  
1 (1/7/04)  
D. Maruk (12/4/81)  
T. Selanne (12/11/92)  
8 (two times)  
7 (12/7/84)

at Arizona

WSH trails, 13-20-7-2  
1 WSH win (1/19/23)  
1/19/23 (4-0)  
2/15/20 (1-3)  
10/23/99 (2-2)  
12/22/17 (L, 2-3)  
1-3-5  
4-4-2  
4 (11/2/79-12/31/80)  
2 (12/13/02-1/16/06)  
6 (2/19/84-10/30/87)  
4 (10/27/91-10/6/93)  
3 (1/19/23)  
2 (4/2/16)  
S. Konowalchuk (12/10/95)  
D. Langkow (10/13/01)  
7 (two times)  
7 (two times)

# Arizona Coyotes

## 2022-23 WASHINGTON CAPITALS VS. ARIZONA COYOTES

CAPITALS TIED SEASON SERIES, 1-1-0 • ARIZONA 1-1-0

<b>WASHINGTON</b>	<b>COYOTES</b>	<b>CAPITALS</b>	<b>ATTEND</b>	<b>GOALTENDERS</b>	<b>W. GOAL</b>
NOV. 5, 2022	3	2	18,573	KAREL VEJMEJKA / DARCY KUEMPER	NICK RITCHIE
<b>ARIZONA</b>	<b>COYOTES</b>	<b>CAPITALS</b>	<b>ATTEND</b>	<b>GOALTENDERS</b>	<b>W. GOAL</b>
JAN. 19, 2023	0	4	4,600	DARCY KUEMPER / KAREL VEJMEJKA	DYLAN STROME

CAPITALS	GP	G	A	P	+/-	PIM	PPG	SH	GW	EN	S	%	COYOTES	GP	G	A	P	+/-	PIM	PPG	SH	GW	EN	S	%
DYLAN STROME	2	2	0	2	1	4	0	0	1	0	6	33.3	NICK RITCHIE	2	2	0	2	1	0	0	0	1	0	4	50.0
ANTHONY MANTHA	1	1	1	2	0	0	0	0	0	0	1	100.0	SHAYNE GOSTISBEHERE	2	0	2	2	0	0	0	0	0	0	1	0.0
TOM WILSON	1	1	1	2	1	0	1	0	0	0	1	100.0	JOSH BROWN	2	1	0	1	1	2	0	0	0	0	1	100.0
EVGENY KUZNETSOV	2	0	2	2	0	0	0	0	0	0	6	0.0	JACK MCBAIN	2	0	1	1	1	0	0	0	0	0	3	0.0
DMITRY ORLOV	2	0	2	2	1	0	0	0	0	0	3	0.0	BARRETT HAYTON	2	0	1	1	0	0	0	0	0	0	3	0.0
SONNY MILANO	2	1	0	1	0	0	0	0	0	0	4	25.0	CLAYTON KELLER	2	0	1	1	0	0	0	0	0	0	6	0.0
ALEX OVECHKIN	2	1	0	1	0	0	1	0	0	0	8	12.5	TRAVIS BOYD	2	0	1	1	-2	0	0	0	0	0	5	0.0
TREVOR VAN RIEMSDYK	2	0	1	1	0	0	0	0	0	0	0	--	DYLAN GUENTHER	2	0	0	0	0	0	0	0	0	0	5	0.0
NICK JENSEN	2	0	1	1	0	0	0	0	0	0	8	0.0	J.J. MOSER	2	0	0	0	1	0	0	0	0	0	2	0.0
MARCUS JOHANSSON	2	0	1	1	0	0	0	0	0	0	4	0.0	MATIAS MACCELLI	1	0	0	0	0	2	0	0	0	0	0	--
NICKLAS BACKSTROM	1	0	1	1	1	0	0	0	0	0	3	0.0	JUUSO VALIMAKI	2	0	0	0	-1	4	0	0	0	0	2	0.0
ALIAKSEI PROTAS	1	0	0	0	0	0	0	0	0	0	2	0.0	MICHAEL CARCONE	1	0	0	0	0	2	0	0	0	0	2	0.0
CONNOR MCMICHAEL	1	0	0	0	0	0	0	0	0	0	0	--	TROY STECHER	2	0	0	0	-1	0	0	0	0	0	2	0.0
ALEXANDER ALEXEYEV	1	0	0	0	1	0	0	0	0	0	0	--	JAKOB CHYCHRUN	1	0	0	0	-1	0	0	0	0	0	4	0.0
MARTIN FEHERVARY	2	0	0	0	-2	4	0	0	0	0	2	0.0	LAWSON CROUSE	1	0	0	0	0	0	0	0	0	0	4	0.0
NICOLAS AUBE-KUBEL	1	0	0	0	1	0	0	0	0	0	1	0.0	CHRISTIAN FISCHER	2	0	0	0	-1	2	0	0	0	0	2	0.0
GARNET HATHAWAY	2	0	0	0	0	0	0	0	0	0	1	0.0	DYSIN MAYO	1	0	0	0	-1	0	0	0	0	0	0	--
CONOR SHEARY	2	0	0	0	-1	0	0	0	0	0	7	0.0	NICK SCHMALTZ	1	0	0	0	-1	0	0	0	0	0	1	0.0
ERIK GUSTAFSSON	2	0	0	0	2	0	0	0	0	0	4	0.0	LIAM O'BRIEN	1	0	0	0	-1	0	0	0	0	0	0	--
MATT IRWIN	1	0	0	0	0	0	0	0	0	0	2	0.0	NICK BJUGSTAD	2	0	0	0	0	2	0	0	0	0	5	0.0
NIC DOWD	1	0	0	0	0	2	0	0	0	0	3	0.0	PATRIK NEMETH	2	0	0	0	0	0	0	0	0	0	0	--
LARS ELLER	2	0	0	0	0	0	0	0	0	0	3	0.0	ZACK KASSIAN	1	0	0	0	0	0	0	0	0	0	0	--
T.J. OSHIE	1	0	0	0	0	0	0	0	0	0	0	--													

GOALTENDERS	GP	MIN	GA	GAA	SO	W	L	OT	SA	SV%	GOALTENDERS	GP	MIN	GA	GAA	SO	W	L	OT	SA	SV%
DARCY KUEMPER	2	119	3	1.51	1	1	1	0	52	.942	KAREL VEJMEJKA	2	119	6	3.01	0	1	1	0	69	.913

POWER PLAY: 2 - 7 (28.6%)

PENALTY KILLING: 6 - 6 (100%)

POWER PLAY: 0 - 6 (0%)

PENALTY KILLING: 5 - 7 (71.4%)

Boston Bruins

CLUB INFORMATION

**Founded**.....1924-25  
**Home Arena**.....TD Garden (17,565)  
**Stanley Cups**.....6 (most recent, 2011)  
**General Manager**.....Don Sweeney  
**Head Coach**.....Jim Montgomery  
**Assistant Coaches**.....Joe Sacco, Chris Kelly, John McClean  
**Director of Communications & Content**.....Travis Basciotta  
2022-23 Record ..... 65-12-5 (135 points)  
2022-23 Finish..... 1st, Atlantic Division  
2022-23 Playoffs..... E. Conference First Round (def. by FLA, 4-3)

TD Garden  
100 Legends Way  
Boston, MA 02114  
617.624.1900  
Fax: 617.523.7184  
@NHLBruins



**2023-24 MEETINGS**  
Feb. 10 at Boston  
March 30 at Washington  
April 15 at Washington

ALL-TIME SERIES HISTORY

TOTALS									HOME									AWAY								
YEAR	GP	W	L	T	OT	PTS	GF	GA	GP	W	L	T	OT	PTS	GF	GA	GP	W	L	T	OT	PTS	GF	GA		
74-75	5	0	4	1	-	1	10	41	2	0	1	1	-	1	3	11	3	0	3	0	-	-	0	7	30	
75-76	5	0	4	1	-	1	14	20	3	0	2	1	-	1	9	13	2	0	2	0	-	-	0	5	7	
76-77	5	0	4	1	-	1	12	20	2	0	2	0	-	0	3	7	3	0	2	1	-	-	1	9	13	
77-78	5	0	4	1	-	1	10	25	3	0	2	1	-	1	9	15	2	0	2	0	-	-	0	1	10	
78-79	4	0	3	1	-	1	10	20	2	0	1	1	-	1	6	9	2	0	2	0	-	-	0	4	11	
79-80	4	1	2	1	-	3	13	15	2	1	1	0	-	2	8	9	2	0	1	1	-	-	1	5	6	
80-81	4	1	2	1	-	3	9	18	2	0	1	1	-	1	3	9	2	1	1	0	-	-	2	6	9	
81-82	3	0	3	0	-	0	8	16	1	0	1	0	-	0	4	7	2	0	2	0	-	-	0	4	9	
82-83	3	3	0	0	-	6	12	8	2	2	0	0	-	4	10	7	1	1	0	0	-	-	2	2	1	
83-84	3	1	2	0	-	2	5	9	1	0	1	0	-	0	1	4	2	1	1	0	-	-	2	4	5	
84-85	3	2	1	0	-	4	12	8	2	1	1	0	-	2	7	4	1	1	0	0	-	-	2	5	4	
85-86	3	2	0	1	-	5	10	6	1	1	0	0	-	2	6	3	2	1	0	1	-	-	3	4	3	
86-87	3	1	1	1	-	3	8	8	2	1	0	1	-	3	6	5	1	0	1	0	-	-	0	2	3	
87-88	3	2	1	0	-	4	10	5	1	1	0	0	-	2	4	1	2	1	1	0	-	-	2	6	4	
88-89	3	1	1	1	-	3	11	7	2	0	1	1	-	1	4	5	1	1	0	0	-	-	2	7	2	
89-90	3	1	2	0	-	2	13	13	1	0	1	0	-	0	3	5	2	1	1	0	-	-	2	10	8	
90-91	3	1	1	1	-	3	11	11	2	0	1	1	-	1	6	8	1	1	0	0	-	-	2	5	3	
91-92	3	1	1	1	-	3	12	12	2	1	1	0	-	2	7	7	1	0	0	1	-	-	1	5	5	
92-93	3	1	2	0	-	2	13	11	1	1	0	0	-	2	6	2	2	0	2	0	-	-	0	7	9	
93-94	4	0	4	0	-	0	10	23	2	0	2	0	-	0	5	9	2	0	2	0	-	-	0	5	14	
94-95	3	2	0	1	-	5	6	3	1	1	0	0	-	2	2	1	2	1	0	1	-	-	3	4	2	
95-96	4	2	2	0	-	4	11	11	2	0	2	0	-	0	5	9	2	2	0	0	-	-	4	6	2	
96-97	4	1	1	2	-	4	11	11	2	0	0	2	-	2	5	5	2	1	1	0	-	-	2	6	6	
97-98	4	1	2	1	-	3	5	7	2	1	1	0	-	2	4	4	2	0	1	1	-	-	1	1	3	
98-99	4	1	3	0	-	2	13	14	2	1	1	0	-	2	6	5	2	0	2	0	-	-	0	7	9	
99-00	4	1	1	2	0	4	7	7	2	0	1	1	0	1	2	5	2	1	0	1	0	-	3	5	2	
00-01	4	2	1	1	0	5	7	7	2	1	0	1	0	3	4	3	2	1	1	0	0	-	2	3	4	
01-02	4	2	2	0	0	4	7	12	2	2	0	0	0	4	3	1	2	0	2	0	0	-	0	4	11	
02-03	4	1	1	1	1	4	14	18	2	1	1	0	0	2	7	10	2	0	0	1	1	-	2	7	8	
03-04	4	1	2	1	0	3	12	14	2	1	1	0	0	2	7	8	2	0	1	1	0	-	1	5	6	
05-06	4	1	2	-	1	3	9	11	2	0	1	-	1	1	5	7	2	1	1	-	-	0	2	4	4	
06-07	4	0	0	-	4	4	9	10	2	0	0	-	2	2	4	4	2	0	0	-	-	2	2	5	6	
07-08	4	2	2	-	0	4	12	7	2	2	0	-	0	4	11	3	2	0	2	-	-	0	0	1	4	
08-09	4	3	0	-	1	7	11	8	2	2	0	-	0	4	5	2	2	1	0	-	-	1	3	6	6	
09-10	4	3	0	-	1	7	14	7	2	1	0	-	1	3	6	5	2	2	0	-	-	0	4	8	2	
10-11	4	1	3	-	0	2	9	13	2	1	1	-	0	2	6	6	2	0	2	-	-	0	0	3	7	
11-12	4	3	1	-	0	6	12	12	2	1	1	-	0	2	6	7	2	2	0	-	-	0	4	6	5	
12-13	3	2	1	-	0	4	8	9	2	2	0	-	0	4	7	5	1	0	1	-	-	0	0	1	4	
13-14	3	1	2	-	0	2	6	9	1	0	1	-	0	0	2	4	2	1	1	-	-	0	2	4	5	
14-15	3	3	0	-	0	6	9	0	2	2	0	-	0	4	5	0	1	1	0	-	-	0	2	4	0	
15-16	3	3	0	-	0	6	9	4	1	1	0	-	0	2	4	1	2	2	0	-	-	0	4	5	3	
16-17	3	3	0	-	0	6	12	7	2	2	0	-	0	4	9	6	1	1	0	-	-	0	2	3	1	
17-18	3	3	0	-	0	6	11	8	1	1	0	-	0	2	3	3	2	2	0	-	-	0	4	8	5	
18-19	3	2	1	-	0	4	11	3	2	1	1	-	0	2	7	1	1	1	0	-	-	0	2	4	2	
19-20	3	2	1	-	0	4	8	11	1	1	0	-	0	2	3	2	2	1	1	-	-	0	2	5	9	
20-21	8	4	4	-	0	8	24	26	4	2	2	-	0	4	11	13	4	2	2	-	-	0	4	13	13	
21-22	3	1	2	-	0	2	10	13	2	1	1	-	0	2	7	9	1	0	1	-	-	0	0	3	4	
22-23	3	1	2	-	0	2	6	11	1	0	1	-	0	0	2	5	2	1	1	-	-	0	2	4	6	
Totals	177	70	78	21	8	169	496	569	88	37	35	12	4	90	258	274	89	33	43	9	4	79	238	295		

SERIES INFORMATION

All-Time Series (W-L-T-OT)  
Current Streak  
Last Washington Win  
Last Boston Win  
Last Tie  
Last Overtime Game  
Overtime Record  
Last 10 Games (W-L-OT)  
Longest Unbeaten Streak  
Longest Winning Streak  
Longest Winless Streak  
Longest Losing Streak  
Washington Shutouts (Last)  
Boston Shutouts (Last)  
Last Washington Hat Trick  
Last Boston Hat Trick  
Most Washington Goals  
Most Boston Goals

**Overall**  
WSH trails, 70-78-21-8  
1 BOS win (4/11/23)  
2/11/23 (2-1)  
4/11/23 (2-5)  
4/1/04 (3-3)  
11/16/19 (W, 3-2, SO)  
15-11-14  
4-6-0  
14 (10/11/14-1/10/19)  
14 (10/11/14-1/10/19)  
26 (11/7/74-11/15/79)  
6 (two times)  
9 (10/3/18)  
9 (2/3/19)  
M. Perreault (1/24/12)  
J. Thornton (1/5/02)  
10 (3/3/08)  
12 (12/14/74)

**at Washington**  
WSH leads, 37-35-12-4  
1 BOS win (10/12/22)  
4/10/22 (4-2)  
10/12/22 (2-5)  
1/20/03 (3-3)  
12/28/17 (W, 4-3, SO)  
8-4-7  
5-5-0  
8 (11/15/06-4/11/10)  
7 (3/15/15-10/3/18)  
13 (1/7/75-10/13/79)  
5 (12/29/03-2/6/07)  
4 (10/3/18)  
4 (2/3/19)  
M. Perreault (1/24/12)  
R. Middleton (12/23/81)  
10 (3/3/08)  
8 (3/4/75)

**at Boston**  
WSH trails, 33-43-9-4  
1 BOS win (4/11/23)  
2/11/23 (2-1)  
4/11/23 (2-5)  
4/1/04 (3-3)  
11/16/19 (W, 3-2 SO)  
7-7-7  
5-5-0  
6 (10/11/14-1/10/19)  
6 (10/11/14-1/10/19)  
15 (11/7/74-12/7/80)  
6 (two times)  
5 (10/11/14)  
5 (3/6/14)  
C. Clark (3/15/07)  
J. Thornton (1/5/02)  
8 (4/11/21)  
12 (12/14/74)

# Boston Bruins

2022-23 WASHINGTON CAPITALS VS. BOSTON BRUINS  
CAPITALS LOST SEASON SERIES, 1-2-0 • BOSTON 2-1-0

WASHINGTON	BRUINS	CAPITALS	ATTEND	GOALTENDERS	W. GOAL
OCT. 12, 2022	5	2	18,573	LINUS ULLMARK / DARCY KUEMPER	TAYLOR HALL
BOSTON	BRUINS	CAPITALS	ATTEND	GOALTENDERS	W. GOAL
FEB. 11, 2023	1	2	17,850	DARCY KUEMPER / JEREMY SWAYMAN	GARNET HATHAWAY
APRIL 11, 2023	5	2	17,850	LINUS ULLMARK / CHARLIE LINDGREN	TOMAS NOSEK

CAPITALS	GP	G	A	P	+/-	PIM	PPG	SH	GW	EN	S	%	BRUINS	GP	G	A	P	+/-	PIM	PPG	SH	GW	EN	S	%	
DYLAN STROME	3	0	2	2	-2	0	0	0	0	0	3	0.0	DAVID PASTRNAK	3	1	5	6	2	0	0	0	0	0	17	5.9	
GARNET HATHAWAY	2	1	0	1	2	0	0	0	1	0	3	33.3	BRAD MARCHAND	2	1	2	3	2	4	1	0	0	0	8	12.5	
CONOR SHEARY	3	1	0	1	1	0	0	0	0	0	6	16.7	DAVID KREJCI	2	1	2	3	0	2	0	0	0	0	2	50.0	
ANTHONY MANTHA	2	1	0	1	0	0	0	0	0	0	7	14.3	TOMAS NOSEK	2	1	1	2	2	0	0	0	1	0	1	100.0	
TOM WILSON	1	1	0	1	0	2	1	0	0	0	6	16.7	TAYLOR HALL	3	1	1	2	1	4	0	0	1	0	7	14.3	
NICK JENSEN	3	1	0	1	2	2	0	0	0	0	4	25.0	PATRICE BERGERON	3	1	1	2	3	0	1	0	0	0	11	9.1	
NICKLAS BACKSTROM	2	1	0	1	-2	0	1	0	0	0	2	50.0	CONNOR CLIFTON	3	0	2	2	0	0	0	0	0	0	3	0.0	
ERIK GUSTAFSSON	2	0	1	1	0	2	0	0	0	0	1	0.0	JAKE DEBRUSK	2	1	0	1	2	0	0	0	0	1	7	14.3	
NIC DOWD	1	0	1	1	1	0	0	0	0	0	0	--	GARNET HATHAWAY	1	1	0	1	0	0	0	0	0	0	1	100.0	
DMITRY ORLOV	2	0	1	1	-1	2	0	0	0	0	5	0.0	TYLER BERTUZZI	1	1	0	1	0	0	1	0	0	0	2	50.0	
MARCUS JOHANSSON	2	0	1	1	-1	0	0	0	0	0	6	0.0	HAMPUS LINDHOLM	3	1	0	1	3	6	0	0	0	0	1	6	16.7
JOHN CARLSON	2	0	1	1	-6	0	0	0	0	0	4	0.0	NICK FOLIGNO	2	1	0	1	1	0	0	0	0	0	4	25.0	
ALIAKSEI PROTAS	2	0	0	0	-1	0	0	0	0	0	3	0.0	CHARLIE MCAVOY	2	0	1	1	0	0	0	0	0	0	4	0.0	
JOE SNIVELY	1	0	0	0	0	0	0	0	0	0	2	0.0	PAVEL ZACHA	3	0	1	1	0	0	0	0	0	0	7	0.0	
RASMUS SANDIN	1	0	0	0	-1	0	0	0	0	0	3	0.0	MIKE REILLY	1	0	1	1	0	0	0	0	0	0	1	0.0	
ALEXANDER ALEXEYEV	1	0	0	0	1	0	0	0	0	0	0	--	JAKUB LAUKO	2	0	0	0	-1	0	0	0	0	0	0	--	
MARTIN FEHERVARY	3	0	0	0	-3	4	0	0	0	0	3	0.0	TRENT FREDERIC	2	0	0	0	-1	0	0	0	0	0	2	0.0	
HENRIK BORGSTROM	1	0	0	0	0	0	0	0	0	0	0	--	BRANDON CARLO	3	0	0	0	3	4	0	0	0	0	7	0.0	
BECK MALENSTYN	1	0	0	0	-1	0	0	0	0	0	0	--	A.J. GREER	3	0	0	0	0	0	0	0	0	0	4	0.0	
NICOLAS AUBE-KUBEL	2	0	0	0	-1	0	0	0	0	0	1	0.0	JAKUB ZBORIL	1	0	0	0	2	0	0	0	0	0	0	--	
SONNY MILANO	2	0	0	0	-2	0	0	0	0	0	0	--	MATT GRZELCYK	2	0	0	0	1	0	0	0	0	0	1	0.0	
TREVOR VAN RIEMSDYK	2	0	0	0	1	0	0	0	0	0	1	0.0	DEREK FORBORT	2	0	0	0	-1	0	0	0	0	0	0	--	
CONNOR BROWN	1	0	0	0	-2	0	0	0	0	0	2	0.0	CHARLIE COYLE	3	0	0	0	1	2	0	0	0	0	1	0.0	
EVGENY KUZNETSOV	3	0	0	0	-5	4	0	0	0	0	6	0.0	CRAIG SMITH	2	0	0	0	0	0	0	0	0	0	2	0.0	
MATT IRWIN	2	0	0	0	0	2	0	0	0	0	0	--	DMITRY ORLOV	1	0	0	0	0	2	0	0	0	0	4	0.0	
CRAIG SMITH	1	0	0	0	0	0	0	0	0	0	6	0.0														
LARS ELLER	2	0	0	0	1	0	0	0	0	0	3	0.0														
T.J. OSHIE	2	0	0	0	-1	0	0	0	0	0	3	0.0														
ALEX OVECHKIN	2	0	0	0	-2	4	0	0	0	0	5	0.0														

GOALTENDERS	GP	MIN	GA	GAA	SO	W	L	OT	SA	SV%	GOALTENDERS	GP	MIN	GA	GAA	SO	W	L	OT	SA	SV%
DARCY KUEMPER	3	131	6	2.74	0	1	1	0	64	.906	LINUS ULLMARK	2	110	4	2.17	0	2	0	0	56	.929
CHARLIE LINDGREN	1	45	3	3.97	0	0	1	0	36	.917	JEREMY SWAYMAN	2	68	2	1.77	0	0	1	0	29	.931

POWER PLAY: 2 - 10 (20%)  
PENALTY KILLING: 6 - 9 (66.7%)

POWER PLAY: 3 - 9 (33.3%)  
PENALTY KILLING: 8 - 10 (80%)

# Buffalo Sabres

## CLUB INFORMATION

**Founded**.....1970-71  
**Home Arena**.....KeyBank Center (19,070)  
**Stanley Cups**.....None  
**General Manager**.....Kevyn Adams  
**Head Coach**.....Don Granato  
**Assistant Coach**.....Mike Bales, Jason Christie, Matt Ellis, Marty Wilford  
**Vice President of Communications & Hockey Administration**.....Nicole Hendricks  
**2022-23 Record**.....42-33-7 (91 points)  
**2022-23 Finish**.....5th, Atlantic Division  
**2022-23 Playoffs**.....DNQ

First Niagara Center  
 One Seymour H. Knox III Plaza  
 Buffalo, NY 14203  
 716.855.4100  
 Fax: 716.855.4122  
 @BuffaloSabres

## 2023-24 MEETINGS

Nov. 22 at Washington  
 April 2 at Buffalo  
 April 11 at Buffalo



## ALL-TIME SERIES HISTORY

TOTALS										HOME										AWAY									
YEAR	GP	W	L	T	OT	PTS	GF	GA		GP	W	L	T	OT	PTS	GF	GA			GP	W	L	T	OT	PTS	GF	GA		
74-75	5	0	5	0	-	0	12	34		3	0	3	0	-	0	7	18			2	0	2	0	-	0	5	16		
75-76	5	0	4	1	-	1	14	32		2	0	1	1	-	1	5	8			3	0	3	0	-	0	9	24		
76-77	5	1	4	0	-	2	11	18		2	0	2	0	-	0	4	9			3	1	2	0	-	2	7	9		
77-78	5	1	3	1	-	3	17	23		3	1	1	1	-	3	14	14			2	0	2	0	-	0	3	9		
78-79	4	0	3	1	-	1	9	17		2	0	2	0	-	0	4	8			2	0	1	1	-	1	5	9		
79-80	4	0	4	0	-	0	7	19		2	0	2	0	-	0	4	11			2	0	2	0	-	0	3	8		
80-81	4	0	2	2	-	2	13	19		2	0	1	1	-	1	7	10			2	0	1	1	-	1	6	9		
81-82	3	0	3	0	-	0	7	12		1	0	1	0	-	0	2	4			2	0	2	0	-	0	5	8		
82-83	3	0	3	0	-	0	6	16		2	0	2	0	-	0	4	13			1	0	1	0	-	0	2	3		
83-84	3	0	2	1	-	1	6	11		1	0	1	0	-	0	2	4			2	0	1	1	-	1	4	7		
84-85	3	1	2	0	-	2	5	9		2	1	1	0	-	2	3	6			1	0	1	0	-	0	2	3		
85-86	3	1	1	1	-	3	7	7		1	0	0	1	-	1	2	2			2	1	1	0	-	2	5	5		
86-87	3	1	2	0	-	2	8	12		2	0	2	0	-	0	5	10			1	1	0	0	-	2	3	2		
87-88	3	0	2	1	-	1	11	14		1	0	0	1	-	1	3	3			2	0	2	0	-	0	8	11		
88-89	3	3	0	0	-	6	17	9		2	2	0	0	-	4	11	5			1	1	0	0	-	2	6	4		
89-90	3	1	1	1	-	3	10	8		1	0	0	1	-	1	1	1			2	1	1	0	-	2	9	7		
90-91	3	0	3	0	-	0	6	13		2	0	2	0	-	0	4	8			1	0	1	0	-	0	2	5		
91-92	3	1	1	1	-	3	8	10		1	1	0	0	-	2	3	1			2	0	1	1	-	1	5	9		
92-93	4	2	2	0	-	4	14	13		2	2	0	0	-	4	10	5			2	0	2	0	-	0	4	8		
93-94	4	2	1	1	-	5	12	15		2	1	0	1	-	3	7	6			2	1	1	0	-	2	5	9		
94-95	3	1	2	0	-	2	6	4		2	1	1	0	-	2	5	2			1	0	1	0	-	0	1	2		
95-96	4	2	1	1	-	5	10	6		2	1	1	0	-	2	3	3			2	1	0	1	-	3	7	3		
96-97	4	1	2	1	-	3	12	13		2	0	2	0	-	0	2	8			2	1	0	1	-	3	10	5		
97-98	4	2	2	0	-	4	11	12		2	1	1	0	-	2	6	5			2	1	1	0	-	2	5	7		
98-99	4	2	2	0	-	4	4	6		2	1	1	0	-	2	3	3			2	1	1	0	-	2	1	3		
99-00	4	2	1	1	0	5	8	9		2	1	0	1	0	3	3	2			2	1	1	0	0	2	5	7		
00-01	4	1	2	1	0	3	8	8		2	0	1	1	0	1	4	5			2	1	1	0	0	2	4	3		
01-02	4	2	1	0	1	5	11	12		2	0	1	0	1	1	4	8			2	2	0	0	0	4	7	4		
02-03	4	3	1	0	0	6	12	10		2	2	0	0	0	4	7	5			2	1	1	0	0	2	5	5		
03-04	4	0	4	0	0	0	4	21		2	0	2	0	0	0	1	9			2	0	2	0	0	0	3	12		
05-06	4	1	3	-	0	2	14	19		2	0	2	-	0	0	6	9			2	1	1	-	0	2	8	10		
06-07	4	1	3	-	0	2	12	17		2	1	1	-	0	2	7	6			2	0	2	-	0	0	5	11		
07-08	4	1	3	-	0	2	10	16		2	0	2	-	0	0	4	8			2	1	1	-	0	2	6	8		
08-09	4	2	1	-	1	5	11	14		2	1	0	-	1	3	7	7			2	1	1	-	0	2	4	7		
09-10	4	3	1	-	0	6	10	6		2	2	0	-	0	4	7	2			2	1	1	-	0	2	3	4		
10-11	4	3	0	-	1	7	13	10		2	2	0	-	0	4	9	6			2	1	0	-	1	3	4	4		
11-12	4	1	3	-	0	2	7	15		2	1	1	-	0	2	4	6			2	0	2	-	0	0	3	9		
12-13	3	3	0	-	0	6	11	8		2	2	0	-	0	4	8	5			1	1	0	-	0	2	3	3		
13-14	3	1	0	-	2	4	7	6		1	0	0	-	1	1	1	1			2	1	0	-	1	3	6	5		
14-15	3	2	1	-	0	4	10	6		2	1	1	-	0	2	6	3			1	1	0	-	0	2	4	3		
15-16	3	2	1	-	0	4	8	6		1	1	0	-	0	2	5	2			2	1	1	-	0	2	3	4		
16-17	3	3	0	-	0	6	10	4		2	2	0	-	0	4	6	3			1	1	0	-	0	2	4	1		
17-18	3	2	1	-	0	4	9	6		1	1	0	-	0	2	5	1			2	1	0	-	0	2	4	5		
18-19	3	2	1	-	0	4	7	9		2	2	0	-	0	4	5	4			1	0	1	-	0	0	2	5		
19-20	2	1	0	-	1	3	8	3		1	1	0	-	0	2	6	1			1	0	0	-	1	1	2	2		
20-21	8	6	1	-	1	13	29	20		4	2	1	-	1	5	11	12			4	4	0	-	0	8	18	8		
21-22	3	3	0	-	0	6	10	8		1	1	0	-	0	2	5	3			2	2	0	-	0	4	5	5		
22-23	3	1	1	-	1	3	12	16		2	1	0	-	1	3	8	9			1	0	1	-	0	0	4	7		
<b>Totals</b>	<b>177</b>	<b>68</b>	<b>86</b>	<b>15</b>	<b>8</b>	<b>159</b>	<b>484</b>	<b>601</b>		<b>89</b>	<b>36</b>	<b>39</b>	<b>9</b>	<b>5</b>	<b>86</b>	<b>251</b>	<b>284</b>			<b>88</b>	<b>32</b>	<b>47</b>	<b>6</b>	<b>3</b>	<b>73</b>	<b>233</b>	<b>317</b>		

## SERIES INFORMATION

### All-Time Series (W-L-T-OT)

Current Streak

Last Washington Win

Last Buffalo Win

Last Tie

Last Overtime Game

Overtime Record

Last 10 Games (W-L-OT)

Longest Unbeaten Streak

Longest Winning Streak

Longest Winless Streak

Longest Losing Streak

Washington Shutouts (Last)

Buffalo Shutouts (Last)

Last Washington Hat Trick

Last Buffalo Hat Trick

Most Washington Goals

Most Buffalo Goals

### Overall

WSH trails, 68-86-15-8

1 WSH win (3/15/23)

3/15/23 (5-4 SO)

2/26/23 (4-7)

12/20/00 (2-2)

3/15/23 (W, 5-4 SO)

6-5-15

7-2-1

9 (11/1/19-4/9/21)

3 (four times)

22 (11/11/78-11/16/84)

10 (1/24/81-1/7/84)

5 (3/15/21)

12 (12/9/09)

J. Svejkovsky (4/13/97)

D. Cozens (2/26/23)

8 (4/13/97)

14 (12/21/75)

### at Washington

WSH trails, 36-39-9-5

1 WSH win (3/15/23)

3/15/23 (5-4 SO)

1/3/23 (5-4 OT)

12/20/00 (2-2)

3/15/23 (W, 5-4 SO)

3-3-9

7-1-2

8 (3/7/15-11/1/19)

8 (3/7/15-11/1/19)

10 (11/11/78-1/7/84)

5 (1/24/81-1/7/84)

# Buffalo Sabres

## 2022-23 WASHINGTON CAPITALS VS. BUFFALO SABRES

CAPITALS LOST SEASON SERIES, 1-1-1 • BUFFALO 2-0-1

WASHINGTON	SABRES	CAPITALS	ATTEND	GOALTENDERS	W. GOAL
JAN. 3, 2023	5	4	18,573	UKKO-PEKKA LUUKKONEN / DARCY KUEMPER	TAGE THOMPSON
MARCH 15, 2023	4	5	18,573	CHARLIE LINDGREN / UKKO-PEKKA LUUKKONEN	EVGENY KUZNETSOV
BUFFALO	SABRES	CAPITALS	ATTEND	GOALTENDERS	W. GOAL
FEB. 26, 2023	7	4	19,070	UKKO-PEKKA LUUKKONEN / DARCY KUEMPER	VINNIE HINOSTROZA

CAPITALS	GP	G	A	P	+/-	PIM	PPG	SH	GW	EN	S	%	SABRES	GP	G	A	P	+/-	PIM	PPG	SH	GW	EN	S	%
ALEX OVECHKIN	3	4	1	5	0	2	0	0	0	0	19	21.1	TAGE THOMPSON	3	4	1	5	3	0	1	0	1	0	17	23.5
T.J. OSHIE	3	2	2	4	-1	2	1	0	0	0	6	33.3	DYLAN COZENS	3	3	2	5	2	6	0	0	0	0	14	21.4
DYLAN STROME	3	1	3	4	-1	0	0	0	0	0	5	20.0	TYSON JOST	3	2	1	3	1	0	0	0	0	0	6	33.3
SONNY MILANO	2	2	1	3	3	0	1	0	0	0	6	33.3	ILYA LYUBUSHKIN	3	1	2	3	3	2	0	0	0	0	1	100.0
EVGENY KUZNETSOV	3	1	2	3	1	2	0	0	0	0	10	10.0	ALEX TUCH	2	1	2	3	2	2	0	0	0	0	7	14.3
NICK JENSEN	3	0	3	3	0	4	0	0	0	0	4	0.0	OWEN POWER	3	0	3	3	3	0	0	0	0	0	8	0.0
TOM WILSON	2	1	0	1	-3	0	1	0	0	0	1	100.0	JACK QUINN	3	0	3	3	3	5	0	0	0	0	4	0.0
NIC DOWD	3	1	0	1	-3	2	0	0	0	0	1	100.0	CASEY MITTELSTADT	3	0	3	3	3	0	0	0	0	0	5	0.0
ALEXANDER ALEXEYEV	1	0	1	1	1	0	0	0	0	0	0	--	ZEMGUS GIRGENSONS	3	2	0	2	1	0	0	0	0	0	7	28.6
TREVOR VAN RIEMSDYK	3	0	1	1	-1	0	0	0	0	0	10	0.0	VINNIE HINOSTROZA	1	1	1	2	2	0	0	0	1	0	3	33.3
CONOR SHEARY	3	0	1	1	-1	0	0	0	0	0	3	0.0	JEFF SKINNER	3	1	1	2	2	0	0	0	0	0	7	14.3
ANTHONY MANTHA	2	0	1	1	0	0	0	0	0	0	1	0.0	PEYTON KREBS	3	0	2	2	0	0	0	0	0	0	0	--
ERIK GUSTAFSSON	2	0	1	1	-1	0	0	0	0	0	1	0.0	JJ PETERKA	3	1	0	1	-1	0	0	0	0	0	4	25.0
MATT IRWIN	3	0	1	1	-3	0	0	0	0	0	2	0.0	RASMUS DAHLIN	2	0	1	1	-2	0	0	0	0	0	0	--
NICKLAS BACKSTROM	2	0	1	1	-2	0	0	0	0	0	1	0.0	MATTIAS SAMUELSSON	2	0	1	1	0	0	0	0	0	0	2	0.0
ALIAKSEI PROTAS	2	0	0	0	-3	0	0	0	0	0	9	0.0	RILEY STILLMAN	1	0	1	1	2	2	0	0	0	0	0	--
RASMUS SANDIN	1	0	0	0	-3	0	0	0	0	0	2	0.0	KYLE OKPOSO	3	0	1	1	1	0	0	0	0	0	4	0.0
MARTIN FEHERVARY	3	0	0	0	0	2	0	0	0	0	4	0.0	JACOB BRYSON	3	0	0	0	2	0	0	0	0	0	0	--
NICOLAS AUBE-KUBEL	2	0	0	0	0	7	0	0	0	0	5	0.0	HENRI JOKIHARJU	2	0	0	0	2	2	0	0	0	0	0	--
GARNET HATHAWAY	1	0	0	0	-2	0	0	0	0	0	0	--	KALE CLAGUE	2	0	0	0	1	0	0	0	0	0	2	0.0
DYLAN MCILRATH	1	0	0	0	-3	0	0	0	0	0	0	--	JORDAN GREENWAY	1	0	0	0	1	0	0	0	0	0	1	0.0
CRAIG SMITH	2	0	0	0	-2	0	0	0	0	0	5	0.0	VICTOR OLOFSSON	2	0	0	0	-3	0	0	0	0	0	1	0.0
DMITRY ORLOV	1	0	0	0	-1	0	0	0	0	0	1	0.0													
MARCUS JOHANSSON	1	0	0	0	-1	0	0	0	0	0	2	0.0													
LARS ELLER	2	0	0	0	-2	2	0	0	0	0	3	0.0													

GOALTENDERS	GP	MIN	GA	GAA	SO	W	L	OT	SA	SV%	GOALTENDERS	GP	MIN	GA	GAA	SO	W	L	OT	SA	SV%
DARCY KUEMPER	2	93	10	6.45	0	0	1	1	48	.792	UKKO-PEKKA LUUKKONEN	3	188	12	3.83	0	2	0	1	101	.881
CHARLIE LINDGREN	2	94	6	3.81	0	1	0	0	45	.867											

POWER PLAY: 3 - 6 (50.0%)  
PENALTY KILLING: 7 - 8 (87.5%)

POWER PLAY: 1 - 8 (12.5%)  
PENALTY KILLING: 3 - 6 (50.0%)

# Calgary Flames

## CLUB INFORMATION

**Founded** ..... 1972-73 (Atlanta), 1980-91 (Calgary)  
**Home Arena** ..... Scotiabank Saddledome (19,289)  
**Stanley Cups** ..... 1 (1989)  
**President & Chief Executive Officer** ..... John Bean  
**General Manager** ..... Craig Conroy  
**Head Coach** ..... Ryan Huska  
**Assistant Coaches** ..... Dan Lambert, Cail MacLean, Marc Savard  
**Vice President of Communications** ..... Peter Hanlon  
**2022-23 Record** ..... 38-27-17 (93 points)  
**2022-23 Finish** ..... 5th, Pacific Division  
**2022-23 Playoffs** ..... DNQ

Scotiabank Saddledome  
 555 Saddledome Rise SE  
 Calgary, Alberta T2P 3B9  
 403.777.4636  
 Fax: 403.777.2171  
 @NHLFlames



## 2023-24 MEETINGS

Oct. 16 at Washington  
 March 18 at Calgary

## ALL-TIME SERIES HISTORY

YEAR	TOTALS								HOME								AWAY							
	GP	W	L	T	OT	PTS	GF	GA	GP	W	L	T	OT	PTS	GF	GA	GP	W	L	T	OT	PTS	GF	GA
74-75	4	0	3	1	-	1	5	14	2	0	1	1	-	1	2	7	2	0	2	0	-	0	3	7
75-76	4	0	4	0	-	0	4	18	2	0	2	0	-	0	2	7	2	0	2	0	-	0	2	11
76-77	4	1	3	0	-	2	10	22	2	1	1	0	-	2	8	9	2	0	2	0	-	0	2	13
77-78	4	2	1	1	-	5	13	11	2	1	0	1	-	3	6	4	2	1	1	0	-	2	7	7
78-79	4	1	2	1	-	3	17	21	2	1	1	0	-	2	11	13	2	0	1	1	-	1	6	8
79-80	4	0	3	1	-	1	8	15	2	0	1	1	-	1	6	8	2	0	2	0	-	0	2	7
80-81	4	1	3	0	-	2	9	19	2	1	1	0	-	2	7	8	2	0	2	0	-	0	2	11
81-82	3	3	0	0	-	6	22	12	2	2	0	0	-	4	17	9	1	1	0	0	-	2	5	3
82-83	3	2	1	0	-	4	12	11	1	1	0	0	-	2	5	3	2	1	1	0	-	2	7	8
83-84	3	2	1	0	-	4	12	7	2	2	0	0	-	4	10	4	1	0	1	0	-	0	2	3
84-85	3	2	1	0	-	4	11	11	1	1	0	0	-	2	4	3	2	1	1	0	-	2	7	8
85-86	3	0	3	0	-	0	9	13	2	0	2	0	-	0	7	9	1	0	1	0	-	0	2	4
86-87	3	1	2	0	-	2	9	12	1	0	1	0	-	0	3	6	2	1	1	0	-	2	6	6
87-88	3	1	2	0	-	2	11	17	2	1	1	0	-	2	9	9	1	0	1	0	-	0	2	8
88-89	3	0	2	1	-	1	5	10	1	0	1	0	-	0	1	2	2	0	1	1	-	1	4	8
89-90	3	1	0	2	-	4	11	8	2	1	0	1	-	3	8	5	1	0	0	1	-	1	3	3
90-91	3	1	2	0	-	2	10	19	1	1	0	0	-	2	4	2	2	0	2	0	-	0	6	17
91-92	3	2	0	1	-	5	13	7	2	2	0	0	-	4	9	3	1	0	0	1	-	1	4	4
92-93	2	1	1	0	-	2	7	7	1	0	1	0	-	0	4	6	1	1	0	0	-	2	3	1
93-94	2	0	1	1	-	1	6	7	1	0	0	1	-	1	4	4	1	0	1	0	-	0	2	3
94-95	Teams did not meet in 1994-95																							
95-96	2	1	0	1	-	3	7	6	1	1	0	0	-	2	3	2	1	0	0	1	-	1	4	4
96-97	2	1	1	0	-	2	4	6	1	1	0	0	-	2	2	1	1	0	1	0	-	0	2	5
97-98	2	1	1	0	-	2	7	5	1	1	0	0	-	2	5	2	1	0	1	0	-	0	2	3
98-99	2	0	1	1	-	1	4	5	1	0	1	0	-	0	4	5	1	0	0	1	-	1	0	0
99-00	1	1	0	0	0	2	2	1	1	1	0	0	0	2	2	1	0	0	0	0	0	0	0	0
00-01	1	0	0	1	0	1	4	4	0	0	0	0	0	0	0	0	1	0	0	1	0	1	4	4
01-02	1	1	0	0	0	2	3	2	1	1	0	0	0	2	3	2	0	0	0	0	0	0	0	0
02-03	2	2	0	0	0	4	8	3	1	1	0	0	0	2	4	2	1	1	0	0	0	2	4	1
03-04	1	0	0	1	0	1	3	3	1	0	0	1	0	1	3	3	0	0	0	0	0	0	0	0
05-06	Teams did not meet in 2005-06																							
06-07	1	1	0	-	0	2	4	2	0	0	0	-	0	0	0	0	1	1	0	-	0	2	4	2
07-08	1	1	0	-	0	2	3	2	1	1	0	-	0	2	3	2	0	0	0	-	0	0	0	0
08-09	1	0	1	-	0	0	1	2	0	0	0	-	0	0	0	0	1	0	1	-	0	0	1	2
09-10	1	0	1	-	0	0	3	5	1	0	1	-	0	0	3	5	0	0	0	-	0	0	0	0
10-11	1	1	0	-	0	2	7	2	0	0	0	-	0	0	0	0	1	1	0	-	0	2	7	2
11-12	1	1	0	-	0	2	3	1	1	1	0	-	0	2	3	1	0	0	0	-	0	0	0	0
12-13	Teams did not meet in 2012-13																							
13-14	2	1	1	-	0	2	6	9	1	1	0	-	0	2	4	4	1	0	1	-	0	0	2	5
14-15	2	1	0	-	1	3	6	5	1	0	0	-	1	1	3	4	1	1	0	-	0	2	3	1
15-16	2	1	0	-	1	3	8	5	1	0	0	-	1	1	2	3	1	1	0	-	0	2	6	2
16-17	2	2	0	-	0	4	7	3	1	1	0	-	0	2	4	2	1	1	0	-	0	2	3	1
17-18	2	0	2	-	0	0	2	6	1	0	1	-	0	0	1	4	1	0	1	-	0	0	1	2
18-19	2	2	0	-	0	4	7	6	1	1	0	-	0	2	4	3	1	1	0	-	0	2	3	3
19-20	2	2	0	-	0	4	9	5	1	1	0	-	0	2	4	2	1	1	0	-	0	2	5	3
20-21	Teams did not meet in 2020-21																							
21-22	2	1	0	-	1	3	8	8	1	0	0	-	1	1	3	4	1	1	0	-	0	2	5	4
22-23	2	1	1	-	0	2	5	5	1	1	0	-	0	2	3	0	1	0	1	-	0	0	2	5
Totals	103	43	44	13	3	102	325	362	53	28	16	6	3	65	190	173	50	15	28	7	0	37	135	189

## SERIES INFORMATION

All-Time Series (W-L-T-OT)  
 Current Streak  
 Last Washington Win  
 Last Calgary Win  
 Last Tie  
 Last Overtime Game  
 Overtime Record  
 Last 10 Games (W-L-T-OT)  
 Longest Unbeaten Streak  
 Longest Winning Streak  
 Longest Winless Streak  
 Longest Losing Streak  
 Washington Shutouts (Last)  
 Calgary Shutouts (Last)  
 Last Washington Hat Trick  
 Last Calgary Hat Trick  
 Most Washington Goals  
 Most Calgary Goals

### Overall

WSH trails, 43-44-13-3  
 1 CGY win (12/3/22)  
 11/25/22 (3-0)  
 12/3/22 (2-5)  
 1/14/04 (3-3)  
 10/23/21 (L, 3-4 OT)  
 3-5-10  
 6-3-1  
 8 (1/26/00-3/12/08)  
 4 (two times)  
 8 (11/12/74-3/28/76)  
 7 (11/13/74-3/28/76)  
 2 (11/25/22)  
 6 (10/30/98)  
 J. Vrana (11/3/19)  
 E. Lindholm (10/23/21)  
 9 (12/2/81)  
 9 (10/27/90)

### at Washington

WSH leads, 28-16-6-3  
 1 WSH win (11/25/22)  
 11/25/22 (3-0)  
 10/23/21 (3-4, OT)  
 1/14/04 (3-3)  
 10/23/21 (L, 3-4 OT)  
 2-4-4  
 6-1-3  
 6 (12/2/81-10/30/84)  
 6 (12/2/81-10/30/84)  
 4 (two times)  
 4 (11/9/85-12/8/87)  
 1 (10/25/22)  
 1 (3/23/75)  
 J. Vrana (11/3/19)  
 E. Lindholm (10/23/21)  
 9 (12/2/81)  
 7 (11/14/78)

### at Calgary

WSH trails, 15-28-7-0  
 1 CGY win (12/3/22)  
 3/8/22 (5-4)  
 12/3/22 (2-5)  
 2/13/01 (4-4)  
 10/27/18 (W, 4-3 SO)  
 1-1-6  
 7-3-0  
 4 (10/30/98-10/30/06)  
 3 (two times)  
 7 (two times)  
 6 (11/13/74-11/24/76)  
 1 (10/30/98)  
 5 (10/30/98)  
 A. Haworth (2/24/83)  
 None  
 7 (10/30/10)  
 9 (10/27/90)

# Calgary Flames

## 2022-23 WASHINGTON CAPITALS VS. CALGARY FLAMES

CAPITALS TIED SEASON SERIES, 1-1-0 • CALGARY 1-1-0

WASHINGTON	FLAMES	CAPITALS	ATTEND	GOALTENDERS	W. GOAL
NOV. 25, 2022	0	3	18,573	DARCY KUEMPER / JACOB MARKSTROM	T.J. OSHIE
CALGARY	FLAMES	CAPITALS	ATTEND	GOALTENDERS	W. GOAL
DEC. 3, 2022	5	2	18,698	DAN VLADAR / CHARLIE LINDGREN	ADAM RUZICKA

CAPITALS	GP	G	A	P	+/-	PIM	PPG	SH	GW	EN	S	%	FLAMES	GP	G	A	P	+/-	PIM	PPG	SH	GW	EN	S	%
SONNY MILANO	2	0	3	3	-2	0	0	0	0	0	0	--	ADAM RUZICKA	2	1	2	3	3	0	0	0	1	0	3	33.3
CONOR SHEARY	2	1	1	2	-2	0	1	0	0	0	4	25.0	MIKAEL BACKLUND	2	0	3	3	2	0	0	0	0	0	6	0.0
EVGENY KUZNETSOV	2	1	1	2	-1	0	0	0	0	0	1	100.0	ANDREW MANGIAPANE	2	2	0	2	2	0	0	0	0	0	7	28.6
T.J. OSHIE	2	1	1	2	-1	0	0	0	1	0	6	16.7	ELIAS LINDHOLM	2	1	0	1	0	0	0	0	0	1	7	14.3
ALEX OVECHKIN	2	1	1	2	0	2	1	0	0	0	4	25.0	BLAKE COLEMAN	2	1	0	1	2	0	0	0	0	0	6	16.7
JOHN CARLSON	2	1	0	1	-2	0	0	0	0	0	4	25.0	DILLON DUBE	2	0	1	1	1	2	0	0	0	0	3	0.0
DYLAN STROME	2	0	1	1	-1	2	0	0	0	0	4	0.0	RASMUS ANDERSSON	2	0	1	1	1	0	0	0	0	0	2	0.0
ERIK GUSTAFSSON	2	0	1	1	0	0	0	0	0	0	4	0.0	TYLER TOFFOLI	2	0	1	1	-1	0	0	0	0	0	2	0.0
LARS ELLER	2	0	1	1	0	0	0	0	0	0	3	0.0	CHRIS TANEV	2	0	1	1	0	0	0	0	0	0	1	0.0
ALIAKSEI PROTAS	2	0	0	0	0	0	0	0	0	0	4	0.0	NAZEM KADRI	2	0	1	1	1	2	0	0	0	0	9	0.0
ALEXANDER ALEXEYEV	1	0	0	0	-1	2	0	0	0	0	0	--	KEVIN ROONEY	1	0	0	0	0	0	0	0	0	0	1	0.0
MARTIN FEHERVARY	2	0	0	0	1	2	0	0	0	0	1	0.0	DENNIS GILBERT	1	0	0	0	0	0	0	0	0	0	1	0.0
GARNET HATHAWAY	2	0	0	0	0	0	0	0	0	0	3	0.0	NOAH HANIFIN	2	0	0	0	1	0	0	0	0	0	3	0.0
TREVOR VAN RIEMSDYK	2	0	0	0	-2	0	0	0	0	0	1	0.0	NIKITA ZADOROV	2	0	0	0	0	2	0	0	0	0	3	0.0
ANTHONY MANTHA	2	0	0	0	0	0	0	0	0	0	4	0.0	MACKENZIE WEEGAR	2	0	0	0	1	0	0	0	0	0	5	0.0
MATT IRWIN	1	0	0	0	1	0	0	0	0	0	4	0.0	JONATHAN HUBERDEAU	2	0	0	0	1	4	0	0	0	0	1	0.0
NIC DOWD	2	0	0	0	0	0	0	0	0	0	1	0.0	BRETT RITCHIE	1	0	0	0	-1	0	0	0	0	0	1	0.0
NICK JENSEN	2	0	0	0	0	2	0	0	0	0	2	0.0	MICHAEL STONE	1	0	0	0	1	0	0	0	0	0	1	0.0
MARCUS JOHANSSON	2	0	0	0	-2	0	0	0	0	0	4	0.0	MILAN LUCIC	2	0	0	0	-1	2	0	0	0	0	3	0.0
													TREVOR LEWIS	2	0	0	0	-2	0	0	0	0	0	3	0.0

GOALTENDERS	GP	MIN	GA	GAA	SO	W	L	OT	SA	SV%	GOALTENDERS	GP	MIN	GA	GAA	SO	W	L	OT	SA	SV%
DARCY KUEMPER	2	96	2	1.25	1	1	0	0	58	.966	DAN VLADAR	1	60	2	2.00	0	1	0	0	29	.931
CHARLIE LINDGREN	1	23	2	5.26	0	0	1	0	9	.778	JACOB MARKSTROM	1	60	3	3.00	0	0	1	0	25	.880

**POWER PLAY:** 2 - 6 (33.3%)  
**PENALTY KILLING:** 5 - 5 (100%)

**POWER PLAY:** 0 - 5 (0%)  
**PENALTY KILLING:** 4 - 6 (66.7%)

# Carolina Hurricanes

## CLUB INFORMATION

**Founded**.....1972-73 (WHA), 1979-80 (Hartford- NHL), 1997-98 (Carolina)  
**Home Arena**.....PNC Arena (18,680)  
**Stanley Cups**.....1 (2006)  
**Owner/Governor**.....Tom Dundon  
**President & General Manager**.....Don Waddell  
**Head Coach**.....Rod Brind'Amour  
**Assistant Coach**.....Jeff Daniels, Tim Gleason  
**Vice President of Communications & Team Services**.....Mike Sundheim  
 2022-23 Record ..... 52-21-9 (113 points)  
 2022-23 Finish ..... 1st, Metropolitan Division  
 2022-23 Playoffs..... E. Conference Third Round (def. by FLA, 4-0)

PNC Arena  
 1400 Edwards Mill Rd.  
 Raleigh, NC 27607  
 919.467.7825  
 Fax: 919.462.0123  
 @CanesNHL



## 2023-24 MEETINGS

Dec. 17 at Carolina  
 Jan. 5 at Washington  
 March 22 at Washington  
 April 5 at Carolina

## ALL-TIME SERIES HISTORY

	TOTALS								HOME								AWAY							
YEAR	GP	W	L	T	OT	PTS	GF	GA	GP	W	L	T	OT	PTS	GF	GA	GP	W	L	T	OT	PTS	GF	GA
79-80	4	2	1	1	-	5	22	16	2	1	0	1	-	3	12	8	2	1	1	0	-	2	10	8
80-81	4	3	1	0	-	6	19	13	2	1	1	0	-	2	6	7	2	2	0	0	-	4	13	6
81-82	3	2	1	0	-	4	13	7	1	1	0	0	-	2	7	1	2	1	1	0	-	2	6	6
82-83	3	2	0	1	-	5	15	10	2	2	0	0	-	4	11	6	1	0	0	1	-	1	4	4
83-84	3	2	1	0	-	4	8	8	1	1	0	0	-	2	4	2	2	1	1	0	-	2	4	6
84-85	3	1	2	0	-	2	4	7	2	1	1	0	-	2	4	5	1	0	1	0	-	0	0	2
85-86	3	2	0	1	-	5	15	12	1	1	0	0	-	2	4	2	2	1	0	1	-	3	11	10
86-87	3	1	2	0	-	2	9	9	2	0	2	0	-	0	3	8	1	1	0	0	-	2	6	1
87-88	3	2	1	0	-	4	14	10	1	1	0	0	-	2	6	2	2	1	1	0	-	2	8	8
88-89	3	3	0	0	-	6	12	4	2	2	0	0	-	4	4	2	1	1	0	0	-	2	8	2
89-90	3	1	2	0	-	2	9	10	1	0	1	0	-	0	3	4	2	1	1	0	-	2	6	6
90-91	3	0	3	0	-	0	6	10	2	0	2	0	-	0	4	6	1	0	1	0	-	0	2	4
91-92	3	1	1	1	-	3	7	12	1	0	1	0	-	0	2	8	2	1	0	1	-	3	5	4
92-93	4	3	1	0	-	6	18	13	2	2	0	0	-	4	9	5	2	1	1	0	-	2	9	8
93-94	4	2	2	0	-	4	9	12	2	1	1	0	-	2	5	7	2	1	1	0	-	2	4	5
94-95	4	2	1	1	-	5	15	8	2	1	1	0	-	2	9	7	2	1	0	1	-	3	6	1
95-96	4	2	1	1	-	5	9	6	2	1	0	1	-	3	5	2	2	1	1	0	-	2	4	4
96-97	4	2	1	1	-	5	9	8	2	2	0	0	-	4	8	5	2	0	1	1	-	1	1	3
97-98	4	4	0	0	-	8	9	5	2	2	0	0	-	4	3	1	2	2	0	0	-	4	6	4
98-99	5	2	2	1	-	5	11	11	2	1	1	0	-	2	6	4	3	1	1	1	-	3	5	7
99-00	5	2	1	2	0	6	12	10	3	2	0	1	0	5	9	6	2	0	1	1	0	1	3	4
00-01	5	2	1	1	1	6	15	11	2	1	1	0	0	2	7	3	3	1	0	1	1	4	8	8
01-02	5	2	1	2	0	6	19	15	3	1	1	1	0	3	13	10	2	1	0	1	0	3	6	5
02-03	5	4	1	0	0	8	14	8	2	2	0	0	0	4	7	3	3	2	1	0	0	4	7	5
03-04	6	4	1	1	0	9	22	11	3	2	1	0	0	4	12	4	3	2	0	1	0	5	10	7
05-06	8	3	3	-	2	8	26	28	4	1	2	-	1	3	11	13	4	2	1	-	1	5	15	15
06-07	8	3	5	-	0	6	23	29	4	2	2	-	0	4	13	12	4	1	3	-	0	2	10	17
07-08	8	4	4	-	0	8	20	22	4	3	1	-	0	6	12	5	4	1	3	-	0	2	8	17
08-09	6	3	3	-	0	6	16	19	3	2	1	-	0	4	9	11	3	1	2	-	0	2	7	8
09-10	6	3	1	-	2	8	19	20	3	2	1	-	0	4	11	12	3	1	0	-	2	4	8	8
10-11	6	5	0	-	1	11	15	9	3	2	0	-	1	5	6	5	3	3	0	-	0	6	9	4
11-12	6	3	2	-	1	7	14	17	3	2	0	-	1	5	9	8	3	1	2	-	0	2	5	9
12-13	5	4	1	-	0	8	14	10	3	2	1	-	0	4	6	5	2	2	0	-	0	4	8	5
13-14	5	2	2	-	1	5	15	15	3	0	2	-	1	1	6	11	2	2	0	-	0	4	9	4
14-15	4	3	1	-	0	6	10	9	2	2	0	-	0	4	8	5	2	1	1	-	0	2	2	4
15-16	4	3	1	-	0	6	10	7	2	2	0	-	0	4	6	2	2	1	1	-	0	2	4	5
16-17	4	3	1	-	0	6	16	9	2	2	0	-	0	4	11	1	2	1	1	-	0	2	5	8
17-18	4	2	2	-	0	4	11	14	2	0	2	-	0	0	2	7	2	2	0	-	0	4	9	7
18-19	4	4	0	-	0	8	15	9	2	2	0	-	0	4	7	2	2	2	0	-	0	4	8	7
19-20	4	2	1	-	1	5	12	12	2	1	0	-	1	3	4	3	2	1	1	-	0	2	8	9
20-21	Teams did not meet in 2020-21																							
21-22	4	3	1	-	0	6	12	11	2	1	1	-	0	2	5	6	2	2	0	-	0	4	7	5
22-23	3	0	2	-	1	1	5	9	1	0	1	-	0	0	2	3	2	0	1	-	1	1	3	6
Totals	185	103	58	14	10	230	567	495	92	55	28	4	5	119	291	229	93	48	30	10	5	111	276	266

## SERIES INFORMATION

All-Time Series (W-L-T-OT)  
 Current Streak  
 Last Washington Win  
 Last Carolina Win  
 Last Tie  
 Last Overtime Game  
 Overtime Record  
 Last 10 Games (W-L-OT)  
 Longest Unbeaten Streak  
 Longest Winning Streak  
 Longest Winless Streak  
 Longest Losing Streak  
 Washington Shutouts (Last)  
 Carolina Shutouts (Last)  
 Last Washington Hat Trick  
 Last Carolina Hat Trick  
 Most Washington Goals  
 Most Carolina Goals

### Overall

WSH leads, 103-58-14-10  
 4 CAR wins (3/28/22-2/18/23)  
 3/18/22 (4-3 SO)  
 2/18/23 (1-4)  
 2/12/04 (3-3)  
 10/31/22 (L, 3-4 SO)  
 11-7-19  
 5-4-1  
 6 (3/2/03-2/12/04)  
 5 (five times)  
 4 (three times)  
 4 (3/2/90-3/12/91)  
 13 (3/3/22)  
 13 (2/27/15)  
 A. Ovechkin (12/14/18)  
 J. Skinner (1/2/14)  
 9 (3/8/80)  
 8 (3/24/92)

### at Washington

WSH leads, 55-28-4-5  
 2 CAR wins (3/28/22-2/18/23)  
 3/3/22 (4-0)  
 2/14/23 (2-3)  
 12/30/01 (5-5)  
 10/5/19 (L, 2-3 OT)  
 6-4-7  
 5-4-1  
 8 (3/10/10-2/26/13)  
 5 (11/8/14-2/7/17)  
 4 (3/2/90-3/24/92)  
 4 (3/2/90-3/24/92)  
 10 (3/3/22)  
 3 (3/12/13)  
 A. Semin (10/7/06)  
 J. Skinner (1/2/14)  
 9 (3/8/80)  
 8 (3/24/92)

### at Carolina

WSH leads, 48-30-10-5  
 2 CAR wins (10/31/22-2/18/23)  
 3/18/22 (4-3 SO)  
 2/18/23 (1-4)  
 2/12/04 (3-3)  
 10/31/22 (L, 3-4 SO)  
 5-3-12  
 7-2-1  
 8 (2/21/00-1/10/03)  
 5 (two times)  
 5 (two times)  
 5 (1/26/07-2/23/08)  
 3 (10/27/10)  
 10 (2/27/15)  
 A. Ovechkin (12/14/18)  
 J. Tlustý (4/2/13)  
 8 (two times)  
 7 (10/12/05)

# Carolina Hurricanes

## 2022-23 WASHINGTON CAPITALS VS. CAROLINA HURRICANES

CAPITALS LOST SEASON SERIES, 0-2-1 • CAROLINA 3-0-0

WASHINGTON	HURRICANES	CAPITALS	ATTEND	GOALTENDERS	W. GOAL
FEB. 14, 2023	3	2	18,573	FREDERIK ANDERSEN / DARCY KUEMPER	STEFAN NOESEN

CAROLINA	HURRICANES	CAPITALS	ATTEND	GOALTENDERS	W. GOAL
OCT. 31, 2022	3	2	16,211	FREDERIK ANDERSEN / DARCY KUEMPER	ANDREI SVECHNIKOV
FEB. 18, 2023 (STADIUM SERIES)	4	1	56,961	FREDERIK ANDERSEN / DARCY KUEMPER	PAUL STASTNY

CAPITALS	GP	G	A	P	+/-	PIM	PPG	SH	GW	EN	S	%	HURRICANES	GP	G	A	P	+/-	PIM	PPG	SH	GW	EN	S	%
JOE SNIVELY	1	1	1	2	1	0	0	0	0	0	3	33.3	MARTIN NECAS	3	1	4	5	2	4	1	0	0	0	9	11.1
DYLAN STROME	3	1	0	1	0	0	0	0	0	0	6	16.7	STEFAN NOESEN	3	2	1	3	1	2	2	0	1	0	7	28.6
TOM WILSON	1	1	0	1	0	0	0	0	0	0	3	33.3	PAUL STASTNY	3	2	1	3	3	2	0	0	1	0	4	50.0
T.J. OSHIE	2	1	0	1	0	0	0	0	0	0	6	16.7	TEUVO TERAVAINEN	3	1	2	3	0	0	0	0	0	0	9	11.1
ALEX OVECHKIN	1	1	0	1	0	2	1	0	0	0	3	33.3	BRENT BURNS	3	1	2	3	0	0	0	0	0	0	11	9.1
SONNY MILANO	2	0	1	1	0	0	0	0	0	0	7	0.0	JESPERI KOTKANIEMI	3	1	1	2	1	2	0	0	0	0	4	25.0
TREVOR VAN RIEMSDYK	3	0	1	1	1	0	0	0	0	0	2	0.0	JORDAN MARTINOOK	3	0	2	2	1	5	0	0	0	0	4	0.0
CONOR SHEARY	3	0	1	1	0	2	0	0	0	0	4	0.0	ANDREI SVECHNIKOV	3	1	0	1	0	4	0	0	0	0	5	20.0
ERIK GUSTAFSSON	3	0	1	1	2	0	0	0	0	0	5	0.0	JALEN CHATFIELD	3	0	1	1	3	0	0	0	0	0	7	0.0
EVGENY KUZNETSOV	3	0	1	1	-2	2	0	0	0	0	7	0.0	BRADY SKJEI	3	0	1	1	-1	2	0	0	0	0	6	0.0
NICK JENSEN	3	0	1	1	-1	0	0	0	0	0	3	0.0	CALVIN DE HAAN	2	0	1	1	2	0	0	1	0	0	3	0.0
DMITRY ORLOV	3	0	1	1	-2	2	0	0	0	0	2	0.0	JORDAN STAAL	3	0	1	1	0	0	0	0	0	0	4	0.0
ALIAKSEI PROTAS	1	0	0	0	0	2	0	0	0	0	1	0.0	SETH JARVIS	3	0	0	0	-2	0	0	0	0	0	6	0.0
CONNOR MCMICHAEL	1	0	0	0	-1	0	0	0	0	0	0	--	DYLAN COGHLAN	1	0	0	0	1	0	0	0	0	0	2	0.0
MARTIN FEHERVARY	3	0	0	0	-1	0	0	0	0	0	7	0.0	SEBASTIAN AHO	3	0	0	0	-2	2	0	0	0	0	8	0.0
BECK MALENSTYN	1	0	0	0	0	0	0	0	0	0	0	--	BRETT PESCE	3	0	0	0	-1	4	0	0	0	0	6	0.0
NICOLAS AUBE-KUBEL	2	0	0	0	-1	0	0	0	0	0	4	0.0	JACCOB SLAVIN	3	0	0	0	0	0	0	0	0	0	3	0.0
GARNET HATHAWAY	3	0	0	0	0	0	0	0	0	0	2	0.0	JESPER FAST	3	0	0	0	0	0	0	0	0	0	2	0.0
ANTHONY MANTHA	3	0	0	0	-2	7	0	0	0	0	7	0.0	DEREK STEPAN	3	0	0	0	2	0	0	0	0	0	0	--
MATT IRWIN	3	0	0	0	-3	0	0	0	0	0	4	0.0													
NIC DOWD	1	0	0	0	0	4	0	0	0	0	0	--													
MARCUS JOHANSSON	3	0	0	0	-1	4	0	0	0	0	2	0.0													
LARS ELLER	3	0	0	0	0	2	0	0	0	0	1	0.0													
NICKLAS BACKSTROM	2	0	0	0	0	2	0	0	0	0	2	0.0													

GOALTENDERS	GP	MIN	GA	GAA	SO	W	L	OT	SA	SV%	GOALTENDERS	GP	MIN	GA	GAA	SO	W	L	OT	SA	SV%
DARCY KUEMPER	3	183	9	2.95	0	0	2	1	100	.910	FREDERIK ANDERSEN	3	185	5	1.62	0	3	0	0	81	.938

POWER PLAY: 1 - 9 (11.1%)

PENALTY KILLING: 8 - 11 (72.7%)

POWER PLAY: 3 - 11 (27.3%)

PENALTY KILLING: 8 - 9 (88.9%)

# Chicago Blackhawks

## CLUB INFORMATION

**Founded**.....1926-27  
**Home Arena**.....United Center (19,717)  
**Stanley Cups**.....6 (most recent, 2015)  
**Chief Executive Officer**.....Danny Wirtz  
**President of Hockey Ops/General Manager**.....Kyle Davidson  
**Head Coach**.....Luke Richardson  
**Assistant Coaches**.....Kevin Dean, Derek King, Derek Plante  
**Director, Hockey Communications**.....John Steinmiller  
**2022-23 Record**.....26-49-7 (59 points)  
**2022-23 Finish**.....8th, Central Division  
**2022-23 Playoffs**.....DNQ

United Center  
 1901 W. Madison  
 Chicago, IL 60612  
 312.455.7000  
 Fax: 312.455.7041  
 @NHLBlackhawks



## 2023-24 MEETINGS

Dec. 10 at Chicago  
 March 9 at Washington

## ALL-TIME SERIES HISTORY

YEAR	GP	W	L	TOTALS		PTS	GF	GA																		
				T	OT				HOME									AWAY								
									GP	W	L	T	OT	PTS	GF	GA		GP	W	L	T	OT	PTS	GF	GA	
74-75	4	1	3	0	-	2	11	22	2	1	1	0	-	2	6	9		2	0	2	0	-	0	5	13	
75-76	4	2	2	0	-	4	15	17	2	1	1	0	-	2	6	8		2	1	1	0	-	2	9	9	
76-77	4	1	2	1	-	3	19	18	2	1	1	0	-	2	11	9		2	0	1	1	-	1	8	9	
77-78	4	0	3	1	-	1	7	16	2	0	1	1	-	1	4	8		2	0	2	0	-	0	3	8	
78-79	4	1	2	1	-	3	11	12	2	1	1	0	-	2	6	5		2	0	1	1	-	1	5	7	
79-80	4	2	2	0	-	4	14	13	2	2	0	0	-	4	12	4		2	0	2	0	-	0	2	9	
80-81	4	1	1	2	-	4	13	15	2	1	0	1	-	3	7	5		2	0	1	1	-	1	6	10	
81-82	3	1	2	0	-	2	12	15	2	1	1	0	-	2	9	8		1	0	1	0	-	0	3	7	
82-83	3	2	0	1	-	5	13	9	1	1	0	0	-	2	4	2		2	1	0	1	-	3	9	7	
83-84	3	1	1	1	-	3	9	9	2	1	0	1	-	3	7	5		1	0	1	0	-	0	2	4	
84-85	3	3	0	0	-	6	13	5	1	1	0	0	-	2	5	0		2	2	0	0	-	4	8	5	
85-86	3	2	1	0	-	4	16	13	2	1	1	0	-	2	12	11		1	1	0	0	-	2	4	2	
86-87	3	1	1	1	-	3	10	11	1	1	0	0	-	2	3	2		2	0	1	1	-	1	7	9	
87-88	3	2	1	0	-	4	12	10	2	2	0	0	-	4	8	5		1	0	1	0	-	0	4	5	
88-89	3	2	1	0	-	4	14	13	1	1	0	0	-	2	6	3		2	1	1	0	-	2	8	10	
89-90	3	1	2	0	-	2	6	4	2	1	1	0	-	2	6	3		1	0	1	0	-	0	0	1	
90-91	3	0	3	0	-	0	7	10	1	0	1	0	-	0	3	4		2	0	2	0	-	0	4	6	
91-92	2	0	2	0	-	0	4	11	1	0	1	0	-	0	2	7		1	0	1	0	-	0	2	4	
92-93	3	1	1	1	-	3	8	9	2	1	0	1	-	3	6	3		1	0	1	0	-	0	2	6	
93-94	2	2	0	0	-	4	10	4	1	1	0	0	-	2	4	1		1	1	0	0	-	2	6	3	
94-95									Teams did not meet in 1994-95																	
95-96	2	1	1	0	-	2	4	6	1	0	1	0	-	0	1	4		1	1	0	0	-	2	3	2	
96-97	2	0	2	0	-	0	5	10	1	0	1	0	-	0	2	5		1	0	1	0	-	0	3	5	
97-98	2	2	0	0	-	4	5	2	1	1	0	0	-	2	3	2		1	1	0	0	-	2	2	0	
98-99	2	1	1	0	-	2	5	5	1	0	1	0	-	0	2	4		1	1	0	0	-	2	3	1	
99-00	2	1	0	1	0	3	7	6	1	0	0	1	0	1	2	2		1	1	0	0	0	2	5	4	
00-01	2	0	2	0	0	0	3	6	1	0	1	0	0	0	2	3		1	0	1	0	0	0	1	3	
01-02	1	1	0	0	0	2	3	1	1	1	0	0	0	2	3	1		0	0	0	0	0	0	0	0	
02-03	1	0	0	1	0	1	2	2	0	0	0	0	0	0	0	0		1	0	0	1	0	1	2	2	
03-04	2	1	1	0	0	2	7	4	1	0	1	0	0	0	3	4		1	1	0	0	0	2	4	0	
05-06	1	0	0	-	1	1	3	4	1	0	0	0	-	1	1	3	4		0	0	0	-	0	0	0	
06-07									Teams did not meet in 2006-07																	
07-08	1	0	1	-	0	0	0	5	0	0	0	-	0	0	0	0		1	0	1	-	0	0	0	5	
08-09	1	1	0	-	0	2	4	2	1	1	0	-	0	2	4	2		0	0	0	-	0	0	0	0	
09-10	1	1	0	-	0	2	4	3	0	0	0	-	0	0	0	0		1	1	0	-	0	2	4	3	
10-11	1	1	0	-	0	2	4	3	1	1	0	-	0	2	4	3		0	0	0	-	0	0	0	0	
11-12	1	0	1	-	0	0	2	5	0	0	0	-	0	0	0	0		1	0	1	-	0	0	2	5	
12-13									Teams did not meet in 2012-13																	
13-14	2	1	1	-	0	2	8	6	1	1	0	-	0	2	4	0		1	0	1	-	0	0	4	6	
14-15	2	2	0	-	0	4	6	4	1	1	0	-	0	2	3	2		1	1	0	-	0	2	3	2	
15-16	2	1	1	-	0	2	6	4	1	1	0	-	0	2	4	1		1	0	1	-	0	0	2	3	
16-17	2	2	0	-	0	4	9	2	1	1	0	-	0	2	6	0		1	1	0	-	0	2	3	2	
17-18	2	1	1	-	0	2	7	9	1	1	0	-	0	2	6	2		1	0	1	-	0	0	1	7	
18-19	2	1	1	-	0	2	9	10	1	1	0	-	0	2	4	2		1	0	1	-	0	0	5	8	
19-20	1	1	0	-	0	2	5	3	0	0	0	-	0	0	0	0		1	1	0	-	0	2	5	3	
20-21									Teams did not meet in 2020-21																	
21-22	2	0	0	-	2	2	7	8	1	0	0	-	1	1	3	3		1	0	0	-	1	1	4	5	
22-23	2	2	0	-	0	4	13	4	1	1	0	-	0	2	6	1		1	1	0	-	1	2	7	3	
Totals	104	47	43	11	3	108	352	350	52	30	15	5	2	67	192	147		52	17	28	6	1	41	160	203	

## SERIES INFORMATION

### All-Time Series (W-L-T-OT)

Current Streak  
 Last Washington Win  
 Last Chicago Win  
 Last Tie  
 Last Overtime Game  
 Overtime Record  
 Last 10 Games (W-L-T-OT)  
 Longest Unbeaten Streak  
 Longest Winning Streak  
 Longest Winless Streak  
 Longest Losing Streak  
 Washington Shutouts (Last)  
 Chicago Shutouts (Last)  
 Last Washington Hat Trick  
 Last Chicago Hat Trick  
 Most Washington Goals  
 Most Chicago Goals

### Overall

WSH leads, 47-43-11-3  
 2 WSH wins (12/13/22-3/23/23)  
 3/23/23 (6-1)  
 12/15/21 (4-5 OT)  
 11/15/03 (2-2)  
 12/15/21 (L, 4-5 OT)  
 3-4-5  
 6-2-2  
 6 (1/30/82-1/20/84)  
 5 (10/14/84-11/5/85)  
 7 (11/27/77-1/7/79)  
 5 (10/25/90-1/12/92)  
 7 (1/13/17)  
 3 (3/19/08)  
 A. Ovechkin (12/13/22)  
 J. Toews (1/20/19)  
 8 (11/5/85)  
 10 (2/22/75)

### at Washington

WSH leads, 30-15-5-2  
 1 WSH win (3/23/23)  
 3/23/23 (6-1)  
 12/2/21 (3-4 SO)  
 12/27/99 (2-2)  
 12/2/21 (L, 3-4 SO)  
 1-1-4  
 9-0-1  
 11 (1/10/06-3/23/23)  
 8 (10/11/08-11/21/18)  
 3 (two times)  
 2 (four times)  
 5 (1/13/17)  
 None  
 M. Gartner (10/10/87)  
 S. Ludzik (12/28/85)  
 8 (11/5/85)  
 7 (three times)

### at Chicago

WSH trails, 17-28-6-1  
 1 WSH win (12/13/22)  
 12/13/22 (7-3)  
 12/15/21 (5-4 OT)  
 11/15/03 (2-2)  
 12/15/21 (L, 4-5 OT)  
 2-2-2  
 4-5-1  
 4 (10/14/84-11/12/86)  
 3 (two times)  
 13 (2/8/76-11/3/82)  
 6 (2/15/89-1/21/93)  
 2 (2/15/04)  
 3 (3/19/08)  
 A. Ovechkin (12/13/22)  
 J. Toews (1/20/19)  
 7 (two times)  
 10 (2/22/75)

# Chicago Blackhawks

## 2022-23 WASHINGTON CAPITALS VS. CHICAGO BLACKHAWKS

CAPITALS WON SEASON SERIES, 2-0-0 • CHICAGO 0-2-0

WASHINGTON	BLACKHAWKS	CAPITALS	ATTEND	GOALTENDERS	W. GOAL
MARCH 23, 2023	1	6	18,573	DARCY KUEMPER / ANTON KHUDOBIN	ANTHONY MANTHA

CHICAGO	BLACKHAWKS	CAPITALS	ATTEND	GOALTENDERS	W. GOAL
DEC, 13, 2022	3	7	16,181	CHARLIE LINDGREN / PETR MRAZEK	NIC DOWD

CAPITALS	GP	G	A	P	+/-	PIM	PPG	SH	GW	EN	S	%	BLACKHAWKS	GP	G	A	P	+/-	PIM	PPG	SH	GW	EN	S	%
ALEX OVECHKIN	2	4	2	6	5	4	1	0	0	0	8	50.0	TYLER JOHNSON	2	1	1	2	-2	0	0	0	0	0	3	33.3
ANTHONY MANTHA	2	2	1	3	3	0	0	0	1	0	5	40.0	NIKITA ZAITSEV	1	1	0	1	1	0	0	0	0	0	1	100.0
CONOR SHEARY	2	1	2	3	3	0	0	0	0	0	4	25.0	MAX DOMI	1	1	0	1	-1	0	0	0	0	0	3	33.3
JOHN CARLSON	2	1	2	3	3	4	1	0	0	0	6	16.7	JONATHAN TOEWS	1	1	0	1	-1	0	1	0	0	0	4	25.0
DYLAN STROME	2	0	3	3	3	0	0	0	0	0	4	0.0	IAN MITCHELL	1	0	1	1	0	0	0	0	0	0	1	0.0
NIC DOWD	2	2	0	2	4	0	0	0	1	0	3	66.7	TAYLOR RADDYSH	2	0	1	1	-1	0	0	0	0	0	3	0.0
NICKLAS BACKSTROM	1	1	1	2	-1	0	1	0	0	0	2	50.0	JASON DICKINSON	2	0	1	1	-1	2	0	0	0	0	1	0.0
NICOLAS AUBE-KUBEL	1	0	2	2	2	2	0	0	0	0	4	0.0	JAKE MCCABE	1	0	1	1	0	0	0	0	0	0	2	0.0
GARNET HATHAWAY	1	0	2	2	2	0	0	0	0	0	1	0.0	JUJHAR KHAIRA	2	0	1	1	-3	2	0	0	0	0	1	0.0
EVGENY KUZNETSOV	2	0	2	2	2	4	0	0	0	0	1	0.0	PATRICK KANE	1	0	1	1	-2	0	0	0	0	0	7	0.0
TREVOR VAN RIEMSDYK	2	1	0	1	2	0	0	0	0	0	2	50.0	MIKE HARDMAN	1	0	0	0	0	0	0	0	0	0	0	--
DMITRY ORLOV	1	1	0	1	3	0	0	0	0	0	2	50.0	WYATT KAISER	1	0	0	0	1	0	0	0	0	0	1	0.0
ALIAKSEI PROTAS	2	0	1	1	1	0	0	0	0	0	0	--	LUKAS REICHEL	1	0	0	0	-1	0	0	0	0	0	2	0.0
SONNY MILANO	2	0	1	1	-1	0	0	0	0	0	0	--	REESE JOHNSON	1	0	0	0	-1	0	0	0	0	0	0	--
NICK JENSEN	2	0	1	1	3	0	0	0	0	0	2	0.0	PHILIPP KURASHEV	2	0	0	0	-1	0	0	0	0	0	2	0.0
RASMUS SANDIN	1	0	0	0	0	0	0	0	0	0	1	0.0	MACKENZIE ENTWISTLE	2	0	0	0	-1	0	0	0	0	0	1	0.0
ALEXANDER ALEXEYEV	1	0	0	0	2	0	0	0	0	0	1	0.0	BORIS KATCHOUK	1	0	0	0	-2	0	0	0	0	0	4	0.0
MARTIN FEHERVARY	1	0	0	0	1	0	0	0	0	0	1	0.0	JOEY ANDERSON	1	0	0	0	-2	0	0	0	0	0	0	--
ERIK GUSTAFSSON	1	0	0	0	2	0	0	0	0	0	2	0.0	CALEB JONES	1	0	0	0	-2	0	0	0	0	0	1	0.0
TOM WILSON	1	0	0	0	1	0	0	0	0	0	5	0.0	SAM LAFFERTY	1	0	0	0	0	2	0	0	0	0	0	--
MATT IRWIN	1	0	0	0	-2	0	0	0	0	0	0	--	SETH JONES	2	0	0	0	-5	0	0	0	0	0	8	0.0
CRAIG SMITH	1	0	0	0	0	0	0	0	0	0	1	0.0	BUDDY ROBINSON	1	0	0	0	0	2	0	0	0	0	3	0.0
MARCUS JOHANSSON	1	0	0	0	-1	0	0	0	0	0	0	--	ANDREAS ATHANASIOU	1	0	0	0	-1	0	0	0	0	0	3	0.0
T.J. OSHIE	2	0	0	0	-2	0	0	0	0	0	3	0.0	CONNOR MURPHY	2	0	0	0	-3	0	0	0	0	0	3	0.0
													COLIN BLACKWELL	1	0	0	0	-1	0	0	0	0	0	0	--
													JARRED TINORDI	2	0	0	0	-2	0	0	0	0	0	2	0.0
													JACK JOHNSON	1	0	0	0	-4	0	0	0	0	0	1	0.0
GOALTENDERS	GP	MIN	GA	GAA	SO	W	L	OT	SA	SV%	GOALTENDERS	GP	MIN	GA	GAA	SO	W	L	OT	SA	SV%				
DARCY KUEMPER	1	60	1	1.00	0	1	0	0	28	.964	ANTON KHUDOBIN	1	60	6	6.00	0	0	1	0	28	.786				
CHARLIE LINDGREN	1	60	3	3.01	0	1	0	0	29	.897	PETR MRAZEK	1	60	7	7.00	0	0	1	0	30	.767				

POWER PLAY: 3 - 5 (60%)  
PENALTY KILLING: 7 - 8 (87.5%)

POWER PLAY: 1 - 8 (12.5%)  
PENALTY KILLING: 2 - 5 (40%)

# Colorado Avalanche

## CLUB INFORMATION

**Founded**..... 1972-73 (WHA), 1979-80 (NHL), 1995-96 (Colorado)  
**Home Arena**..... Ball Arena (17,809)  
**Stanley Cups**..... 3 (most recent, 2022)  
**President & Governor**..... Josh Kroenke  
**President of Hockey Operations**..... Joe Sakic  
**General Manager**..... Chris MacFarland  
**Head Coach**..... Jared Bednar  
**Assistant Coaches**..... Ray Bennett, Nolan Pratt  
**Vice President, Media & Player Relations**..... Brendan McNicholas  
**2022-23 Record**..... 51-24-7 (109 points)  
**2022-23 Finish**..... 1st, Central Division  
**2022-23 Playoffs**..... W. Conference First Round (def. by SEA, 4-3)

Ball Arena  
 1000 Chopper Circle  
 Denver, CO 80204  
 303.405.1100  
 Fax: 303.893.0614  
 @Avalanche



## 2023-24 MEETINGS

Jan 24. at Colorado  
 Feb. 13 at Washington

## ALL-TIME SERIES HISTORY

TOTALS									HOME									AWAY										
YEAR	GP	W	L	T	OT	PTS	GF	GA	GP	W	L	T	OT	PTS	GF	GA	GP	W	L	T	OT	PTS	GF	GA				
79-80	4	1	1	2	-	4	12	8	2	1	0	1	-	3	8	3	2	0	1	1	-	1	4	5				
80-81	4	0	4	0	-	0	17	30	2	0	2	0	-	0	11	17	2	0	2	0	-	0	6	13				
81-82	3	0	2	1	-	1	8	14	2	0	1	1	-	1	8	11	1	0	1	0	-	0	0	3				
82-83	3	1	1	1	-	3	15	13	1	0	1	0	-	0	4	5	2	1	0	1	-	3	11	8				
83-84	3	1	2	0	-	2	10	13	2	1	1	0	-	2	7	7	1	0	1	0	-	0	3	6				
84-85	3	2	1	0	-	4	16	8	1	0	1	0	-	0	3	5	2	2	0	0	-	4	13	3				
85-86	3	3	0	0	-	6	14	8	2	2	0	0	-	4	7	3	1	1	0	0	-	2	7	5				
86-87	3	0	2	1	-	1	8	12	1	0	1	0	-	0	1	4	2	0	1	1	-	1	7	8				
87-88	3	2	1	0	-	4	9	7	2	1	1	0	-	2	7	6	1	1	0	0	-	2	2	1				
88-89	3	2	0	1	-	5	12	6	1	1	0	0	-	2	4	1	2	1	0	1	-	3	8	5				
89-90	3	3	0	0	-	6	19	5	2	2	0	0	-	4	16	5	1	1	0	0	-	2	3	0				
90-91	3	2	1	0	-	4	12	8	1	1	0	0	-	2	5	3	2	1	1	0	-	2	7	5				
91-92	3	3	0	0	-	6	17	7	1	1	0	0	-	2	3	1	2	2	0	0	-	4	14	6				
92-93	3	2	0	1	-	5	14	8	2	1	0	1	-	3	8	4	1	1	0	0	-	2	6	4				
93-94	4	2	2	0	-	4	12	10	2	1	1	0	-	2	5	5	2	1	1	0	-	2	7	5				
94-95	4	2	2	0	-	4	13	15	2	2	0	0	-	4	10	6	2	0	2	0	-	0	3	9				
95-96	2	1	1	0	-	2	5	5	1	1	0	0	-	2	3	1	1	0	1	0	-	0	2	4				
96-97	2	1	1	0	-	2	6	4	1	1	0	0	-	2	6	3	1	0	1	0	-	0	0	1				
97-98	2	0	1	1	-	1	9	10	1	0	0	1	-	1	6	6	1	0	1	0	-	0	3	4				
98-99	2	0	2	0	-	0	3	6	1	0	1	0	-	0	2	3	1	0	1	0	-	0	1	3				
99-00	1	1	0	0	0	2	2	1	1	1	0	0	0	2	2	1	0	0	0	0	0	0	0	0				
00-01	2	1	0	0	1	3	6	5	1	0	0	0	1	1	3	4	1	1	0	0	0	2	3	1				
01-02	1	1	0	0	0	2	3	0	0	0	0	0	0	0	0	0	1	1	0	0	0	2	3	0				
02-03	2	1	0	1	0	3	4	3	1	1	0	0	0	2	2	1	1	0	0	1	0	1	2	2				
03-04	1	0	1	0	0	0	1	4	0	0	0	0	0	0	0	0	1	0	1	0	0	0	1	4				
05-06	Teams did not meet in 2005-06																											
06-07	1	1	0	-	0	2	5	3	0	0	0	-	0	0	0	0	1	1	0	-	0	2	5	3				
07-08	1	1	0	-	0	2	2	1	1	1	0	-	0	2	2	1	0	0	0	-	0	0	0	0				
08-09	1	0	1	-	0	0	1	4	1	0	1	-	0	0	1	4	0	0	0	-	0	0	0	0				
09-10	1	1	0	-	0	2	6	1	0	0	0	-	0	0	0	0	1	1	0	-	0	2	6	1				
10-11	1	0	1	-	0	0	2	3	1	0	1	-	0	0	2	3	0	0	0	-	0	0	0	0				
11-12	1	0	1	-	0	0	1	2	0	0	0	-	0	0	0	0	1	0	1	-	0	0	1	2				
12-13	Teams did not meet in 2012-13																											
13-14	2	0	2	-	0	0	2	9	1	0	1	-	0	0	1	5	1	0	1	-	0	0	1	4				
14-15	2	2	0	-	0	4	5	3	1	1	0	-	0	2	2	1	1	1	0	-	0	2	3	2				
15-16	2	2	0	-	0	4	11	5	1	1	0	-	0	2	7	3	1	1	0	-	0	2	4	2				
16-17	2	2	0	-	0	4	8	3	1	1	0	-	0	2	3	0	1	1	0	-	0	2	5	3				
17-18	2	1	1	-	0	2	7	8	1	1	0	-	0	2	5	2	1	0	1	-	0	0	2	6				
18-19	2	2	0	-	0	4	7	5	1	1	0	-	0	2	4	3	1	1	0	-	0	2	3	2				
19-20	2	1	1	-	0	2	6	8	1	0	1	-	0	0	3	6	1	1	0	-	0	2	3	2				
20-21	Teams did not meet in 2020-21																											
21-22	2	2	0	-	0	4	9	5	1	1	0	-	0	2	6	3	1	1	0	-	0	2	3	2				
22-23	2	0	2	-	0	0	2	7	1	0	1	-	0	0	0	4	1	0	1	-	0	0	2	3				
Totals	91	47	34	9	1	104	321	277	45	25	15	4	1	55	167	140	46	22	19	5	0	49	154	137				

## SERIES INFORMATION

### All-Time Series (W-L-T-OT)

Current Streak

Last Washington Win

Last Colorado Win

Last Tie

Last Overtime Game

Overtime Record

Last 10 Games (W-L-T-OT)

Longest Unbeaten Streak

Longest Winning Streak

Longest Winless Streak

Longest Losing Streak

Washington Shutouts (Last)

Colorado Shutouts (Last)

Last Washington Hat Trick

Last Colorado Hat Trick

Most Washington Goals

Most Colorado Goals

### Overall

WSH leads, 47-34-9-1

2 COL wins (11/19/22-1/24/23)

4/18/22 (3-2)

1/24/23 (2-3)

12/16/03 (2-2)

2/7/19 (W, 4-3)

0-2-5

6-4-0

9 (12/22/87-11/6/90)

6 (11/20/14-3/29/17)

9 (1/20/80-2/7/82)

6 (11/18/80-1/5/82)

5 (10/18/16)

3 (11/19/22)

P. Bondra (3/6/97)

G. Landeskog (11/16/17)

12 (2/6/90)

11 (2/22/81)

### at Washington

WSH leads, 25-15-4-1

1 COL win (11/19/22)

10/19/21 (6-3)

11/19/22 (0-4)

11/18/97 (6-6)

2/7/19 (W, 4-3)

0-2-2

6-4-0

9 (3/4/88-11/9/93)

6 (3/4/88-12/17/91)

7 (1/26/80-10/16/83)

3 (two times)

2 (10/18/16)

1 (11/19/22)

P. Bondra (3/6/97)

C. Lemieux (11/18/97)

12 (2/6/90)

11 (2/22/81)

### at Colorado

WSH leads, 22-19-5-0

1 COL win (1/24/23)

4/18/22 (3-2)

1/24/23 (2-3)

12/16/03 (2-2)

11/16/18 (W, 3-2)

0-0-3

6-4-0

5 (12/22/87-11/6/90)

3 (four times)

# Colorado Avalanche

## 2022-23 WASHINGTON CAPITALS VS. COLORADO AVALANCHE

CAPITALS LOST SEASON SERIES, 0-2-0 • COLORADO 2-0-0

WASHINGTON	AVALANCHE	CAPITALS	ATTEND	GOALTENDERS	W. GOAL
NOV. 19, 2022	4	0	18,573	ALEXANDAR GEORGIEV / DARCY KUEMPER	CALE MAKAR
COLORADO	AVALANCHE	CAPITALS	ATTEND	GOALTENDERS	W. GOAL
JAN. 24, 2023	3	2	18,132	ALEXANDAR GEORGIEV / DARCY KUEMPER	ALEX NEWHOOK

CAPITALS	GP	G	A	P	+/-	PIM	PPG	SH	GW	EN	S	%	AVALANCHE	GP	G	A	P	+/-	PIM	PPG	SH	GW	EN	S	%
CONOR SHEARY	2	1	0	1	-2	0	0	0	0	0	8	12.5	ARTTURI LEHKONEN	2	2	1	3	1	0	0	0	0	0	6	33.3
ALEX OVECHKIN	2	1	0	1	-1	0	0	0	0	0	5	20.0	NATHAN MACKINNON	2	1	2	3	2	0	0	0	0	0	4	25.0
MARTIN FEHERVARY	2	0	1	1	-1	0	0	0	0	0	3	0.0	ANDREW COGLIANO	2	2	0	2	2	0	0	0	0	0	6	33.3
DYLAN STROME	2	0	1	1	0	0	0	0	0	0	5	0.0	ALEX NEWHOOK	2	1	1	2	2	0	0	0	1	0	5	20.0
ANTHONY MANTHA	2	0	1	1	-1	0	0	0	0	0	3	0.0	LOGAN O'CONNOR	2	0	2	2	3	0	0	0	0	0	0	--
ALIAKSEI PROTAS	2	0	0	0	0	0	0	0	0	0	3	0.0	CALE MAKAR	1	1	0	1	1	0	1	0	1	0	2	50.0
NICOLAS AUBE-KUBEL	2	0	0	0	-2	0	0	0	0	0	2	0.0	JACOB MACDONALD	2	0	1	1	3	2	0	0	0	0	5	0.0
SONNY MILANO	2	0	0	0	-1	0	0	0	0	0	0	--	SAMUEL GIRARD	1	0	1	1	2	0	0	0	0	0	0	--
GARNET HATHAWAY	2	0	0	0	0	2	0	0	0	0	8	0.0	DEVON TOEWS	2	0	1	1	0	2	0	0	0	0	6	0.0
TREVOR VAN RIEMSDYK	2	0	0	0	0	0	0	0	0	0	3	0.0	J.T. COMPER	2	0	1	1	1	0	0	0	0	0	3	0.0
ERIK GUSTAFSSON	2	0	0	0	-2	0	0	0	0	0	7	0.0	KURTIS MACDERMID	1	0	1	1	0	2	0	0	0	0	1	0.0
TOM WILSON	1	0	0	0	-1	0	0	0	0	0	2	0.0	JOSH MANSON	1	0	1	1	2	0	0	0	0	0	1	0.0
EVGENY KUZNETSOV	2	0	0	0	-1	0	0	0	0	0	3	0.0	BEN MEYERS	1	0	0	0	0	0	0	0	0	0	2	0.0
MATT IRWIN	2	0	0	0	0	0	0	0	0	0	3	0.0	MARTIN KAUT	1	0	0	0	0	0	0	0	0	0	2	0.0
NIC DOWD	1	0	0	0	0	0	0	0	0	0	1	0.0	EVAN RODRIGUES	2	0	0	0	2	0	0	0	0	0	4	0.0
NICK JENSEN	2	0	0	0	-2	2	0	0	0	0	2	0.0	MIKKO RANTANEN	2	0	0	0	-1	2	0	0	0	0	5	0.0
DMITRY ORLOV	1	0	0	0	-1	0	0	0	0	0	1	0.0	DRYDEN HUNT	1	0	0	0	0	0	0	0	0	0	0	--
MARCUS JOHANSSON	2	0	0	0	0	0	0	0	0	0	6	0.0	ANDREAS ENGLUND	2	0	0	0	0	0	0	0	0	0	1	0.0
JOHN CARLSON	1	0	0	0	-2	0	0	0	0	0	4	0.0	VALERI NICHUSHKIN	1	0	0	0	0	0	0	0	0	0	1	0.0
LARS ELLER	2	0	0	0	-3	2	0	0	0	0	2	0.0	ANTON BLIDH	2	0	0	0	0	0	0	0	0	0	0	--
													JAYSON MEGNA	1	0	0	0	0	0	0	0	0	0	0	--
													BRAD HUNT	1	0	0	0	-1	0	0	0	0	0	1	0.0
													ERIK JOHNSON	2	0	0	0	1	0	0	0	0	0	0	--

GOALTENDERS	GP	MIN	GA	GAA	SO	W	L	OT	SA	SV%	GOALTENDERS	GP	MIN	GA	GAA	SO	W	L	OT	SA	SV%
DARCY KUEMPER	2	117	7	3.58	0	0	2	0	55	.873	ALEXANDAR GEORGIEV	2	120	2	1.00	1	2	0	0	71	.972

**POWER PLAY:** 0 - 4 (0%)  
**PENALTY KILLING:** 2 - 3 (66.7%)

**POWER PLAY:** 1 - 3 (33.3%)  
**PENALTY KILLING:** 4 - 4 (100%)

# Columbus Blue Jackets

CLUB INFORMATION

<b>Founded</b> .....	<b>2000-01</b>
<b>Home Arena</b> .....	<b>Nationwide Arena (18,144)</b>
<b>Stanley Cups</b> .....	<b>None</b>
<b>President of Hockey Ops/Alt. Governor</b> .....	<b>John Davidson</b>
<b>General Manager/Alt. Governor</b> .....	<b>Jarmo Kekalainen</b>
<b>Head Coach</b> .....	<b>Pascal Vincent</b>
<b>Assistant Coaches</b> .....	<b>Steve McCarthy, Mark Recchi</b>
<b>Vice President of Communications &amp; Team Services</b> .....	<b>Todd Sharrock</b>
<b>2022-23 Record</b> .....	<b>25-48-9 (59 points)</b>
<b>2022-23 Finish</b> .....	<b>8th, Metropolitan Division</b>
<b>2022-23 Playoffs</b> .....	<b>.DNQ</b>

Nationwide Arena  
200 W. Nationwide Blvd.  
Columbus, OH 43215  
614.246.4625  
Fax: 614.246.4007  
@BlueJacketsNHL



2023-24 MEETINGS

Nov. 4 at Washington  
Nov. 18 at Washington  
Dec. 21 at Columbus

ALL-TIME SERIES HISTORY

	TOTALS								HOME								AWAY							
YEAR	GP	W	L	T	OT	PTS	GF	GA	GP	W	L	T	OT	PTS	GF	GA	GP	W	L	T	OT	PTS	GF	GA
00-01	1	0	1	0	0	0	1	3	0	0	0	0	0	0	0	0	1	0	1	0	0	0	1	3
01-02	2	2	0	0	0	4	11	5	1	1	0	0	0	2	6	3	1	1	0	0	0	2	5	2
02-03	2	1	0	1	0	3	6	5	1	0	0	1	0	1	2	2	1	1	0	0	0	2	4	3
03-04	1	1	0	0	0	2	5	3	0	0	0	0	0	0	0	0	1	1	0	0	0	2	5	3
05-06	1	1	0	-	0	2	3	2	1	1	0	-	0	2	3	2	0	0	0	-	0	0	0	0
06-07	Teams did not meet in 2006-07																							
07-08	1	1	0	-	0	2	4	3	0	0	0	-	0	0	0	0	1	1	0	-	0	2	4	3
08-09	2	0	2	-	0	0	0	6	1	0	1	-	0	0	0	3	1	0	1	-	0	0	0	3
09-10	2	1	0	-	1	3	7	7	1	0	0	-	1	1	4	5	1	1	0	-	0	2	3	2
10-11	1	1	0	-	0	2	4	3	1	1	0	-	0	2	4	3	0	0	0	-	0	0	0	0
11-12	1	1	0	-	0	2	4	2	0	0	0	-	0	0	0	0	1	1	0	-	0	2	4	2
12-13	Teams did not meet in 2012-13																							
13-14	4	2	2	-	0	4	11	14	2	2	0	-	0	4	8	4	2	0	2	-	0	0	3	10
14-15	5	3	1	-	1	7	19	16	2	1	0	-	1	3	6	5	3	2	1	-	0	4	13	11
15-16	4	3	0	-	1	7	16	9	2	2	0	-	0	4	6	2	2	1	0	-	1	3	10	7
16-17	5	3	1	-	1	7	13	8	3	2	1	-	0	4	9	4	2	1	0	-	1	3	4	4
17-18	4	3	1	-	0	6	12	12	2	2	0	-	0	4	8	5	2	1	1	-	0	2	4	7
18-19	4	1	2	-	1	3	6	7	2	0	1	-	1	1	2	4	2	1	1	-	0	2	4	3
19-20	3	1	2	-	0	2	4	9	2	1	1	-	0	2	4	6	1	0	1	-	0	0	0	3
20-21	Teams did not meet in 2020-21																							
21-22	4	3	1	-	0	6	18	11	2	1	1	-	0	2	7	6	2	2	0	-	0	4	11	5
22-23	4	3	0	-	1	7	17	12	2	1	0	-	1	3	7	7	2	2	0	-	0	4	10	5
Totals	51	31	13	1	6	69	160	137	25	15	5	1	4	35	75	61	26	16	8	0	2	34	85	76

SERIES INFORMATION

	Overall	at Washington	at Columbus
All-Time Series (W-L-T-OT)	WSH leads, 31-13-1-6	WSH leads, 15-5-1-4	WSH leads, 16-8-0-2
Current Streak	1 CBJ win (3/21/23)	1 CBJ win (3/21/23)	4 WSH wins (1/12/21-1/31/23)
Last Washington Win	1/31/23 (4-3 OT)	1/8/23 (1-0)	1/31/23 (4-3 OT)
Last Columbus Win	3/21/23 (6-7 OT)	3/21/23 (6-7 OT)	12/16/19 (0-3)
Last Tie	1/3/03 (2-2)	1/3/03 (2-2)	None
Last Overtime Game	3/21/123 (L, 6-7 OT)	3/21/23 (L, 6-7 OT)	1/31/23 (W, 4-3 OT)
Overtime Record	7-6-1	4-5-1	3-1-0
Last 10 Games (W-L-OT)	7-2-1	5-3-2	7-3-0
Longest Unbeaten Streak	7 (1/09/02-2/5/08)	8 (11/1/09-3/28/16)	6 (3/3/15-2/6/18)
Longest Winning Streak	6 (1/5/17-2/9/18)	4 (two times)	4 (3/23/02-2/5/08)
Longest Winless Streak	4 (1/12/19-12/16/19)	3 (11/9/18-12/9/19)	2 (two times)
Longest Losing Streak	3 (2/12/19-12/16/19)	1 (four times)	2 (two times)
Washington Shutouts (Last)	3 (1/8/23)	2 (1/8/23)	1 (12/8/18)
Columbus Shutouts (Last)	4 (12/16/19)	1 (1/9/09)	3 (12/16/19)
Last Washington Hat Trick	P. Bondra (11/29/03)	None	P. Bondra (11/29/03)
Last Columbus Hat Trick	None	None	None
Most Washington Goals	7 (3/17/22)	6 (two times)	7 (3/17/22)
Most Columbus Goals	7 (3/21/23)	7 (3/21/23)	5 (three times)

# Columbus Blue Jackets

## 2022-23 WASHINGTON CAPITALS VS. COLUMBUS BLUE JACKETS

CAPITALS WON SEASON SERIES 3-0-1 • COLUMBUS 1-3-0

WASHINGTON	BLUE JACKETS	CAPITALS	ATTEND	GOALTENDERS	W. GOAL
JAN. 8, 2023	0	1	18,573	DARCY KUEMPER / ELVIS MERZLINKINS	ERIK GUSTAFSSON
MARCH 21, 2023	7	6	18,573	DANIIL TARASOV / CHARLIE LINDGREN	JACK ROSLOVIC
COLUMBUS	BLUE JACKETS	CAPITALS	ATTEND	GOALTENDERS	W. GOAL
JAN. 5, 2023	2	6	17,924	DARCY KUEMPER / ELVIS MERZLINKINS	MARTIN FEHERVARY
JAN. 31, 2023	3	4	17,879	CHARLIE LINDGREN / JOONAS KORPISALO	EVGENY KUZNETSOV

CAPITALS	GP	G	A	P	+/-	PIM	PP	SH	GW	EN	S	%	BLUE JACKETS	GP	G	A	P	+/-	PIM	PP	SH	GW	EN	S	%
T.J. OSHIE	4	3	1	4	-1	0	1	0	0	0	10	30.0	JOHNNY GAUDREAU	4	2	2	4	4	0	0	0	0	0	11	18.2
NICK JENSEN	4	2	2	4	1	0	0	0	0	0	11	18.2	EMIL BEMSTROM	4	1	3	4	-1	0	0	0	0	0	4	25.0
EVGENY KUZNETSOV	4	1	3	4	-2	4	0	0	1	0	4	25.0	ADAM BOQVIST	2	2	1	3	3	0	0	0	0	0	4	50.0
DYLAN STROME	4	0	4	4	2	2	0	0	0	0	7	0.0	ERIC ROBINSON	2	2	1	3	2	0	0	0	0	0	5	40.0
GARNET HATHAWAY	3	2	1	3	4	5	0	0	0	0	4	50.0	PATRIK LAINE	4	0	3	3	2	0	0	0	0	0	14	0.0
ERIK GUSTAFSSON	3	1	2	3	4	0	0	0	1	0	9	11.1	JACK ROSLOVIC	4	2	0	2	-3	0	1	0	1	0	5	40.0
TREVOR VAN RIEMSDYK	3	2	0	2	1	0	0	0	0	0	7	28.6	GAVIN BAYREUTHER	4	1	1	2	-2	7	0	0	0	0	7	14.3
ALEX OVECHKIN	4	2	0	2	1	0	1	0	0	0	13	15.4	KENT JOHNSON	4	0	2	2	-2	2	0	0	0	0	5	0.0
MARTIN FEHERVARY	4	1	1	2	0	4	0	0	1	0	8	12.5	MATHIEU OLIVIER	4	0	2	2	-1	4	0	0	0	0	8	0.0
NICOLAS AUBE-KUBEL	2	1	1	2	2	0	0	0	0	0	3	33.3	ANDREW PEEKE	4	1	0	1	0	0	0	0	0	0	10	10.0
SONNY MILANO	4	1	1	2	0	0	0	0	0	0	4	25.0	BOONE JENNER	2	1	0	1	1	0	0	0	0	0	6	16.7
ALIAKSEI PROTAS	2	0	2	2	2	0	0	0	0	0	5	0.0	NICK BLANKENBURG	1	0	1	1	-2	2	0	0	0	0	2	0.0
TOM WILSON	2	0	2	2	2	2	0	0	0	0	3	0.0	COLE SILLINGER	4	0	1	1	-5	0	0	0	0	0	6	0.0
NIC DOWD	2	0	2	2	2	0	0	0	0	0	1	0.0	LANE PEDERSON	1	0	1	1	1	0	0	0	0	0	1	0.0
CONOR SHEARY	4	1	0	1	0	2	0	0	0	0	4	25.0	MARCUS BJORK	2	0	0	0	-2	0	0	0	0	0	3	0.0
RASMUS SANDIN	1	0	1	1	0	0	0	0	0	0	1	0.0	TIM BERNI	4	0	0	0	-1	2	0	0	0	0	9	0.0
ALEXANDER ALEXEYEV	3	0	1	1	2	0	0	0	0	0	7	0.0	KIRILL MARCHENKO	4	0	0	0	-2	2	0	0	0	0	4	0.0
ANTHONY MANTHA	3	0	1	1	-2	0	0	0	0	0	4	0.0	LIAM FOU DY	4	0	0	0	-4	0	0	0	0	0	7	0.0
DMITRY ORLOV	3	0	1	1	1	0	0	0	0	0	2	0.0	CARSON MEYER	2	0	0	0	-1	0	0	0	0	0	3	0.0
MARCUS JOHANSSON	3	0	1	1	2	2	0	0	0	0	2	0.0	VLADISLAV GAVRIKOV	3	0	0	0	-2	4	0	0	0	0	5	0.0
LARS ELLER	3	0	1	1	2	0	0	0	0	0	5	0.0	SEAN KURALY	3	0	0	0	0	2	0	0	0	0	5	0.0
NICKLAS BACKSTROM	3	0	1	1	-1	2	0	0	0	0	5	0.0	ERIK GUDBRANSON	4	0	0	0	-3	2	0	0	0	0	8	0.0
GABRIEL CARLSSON	1	0	0	0	0	0	0	0	0	0	0	--	GUSTAV NYQUIST	2	0	0	0	-1	0	0	0	0	0	6	0.0
MATT IRWIN	2	0	0	0	-1	2	0	0	0	0	6	0.0													
CRAIG SMITH	1	0	0	0	-1	0	0	0	0	0	2	0.0													

GOALTENDERS	GP	MIN	GA	GAA	SO	W	L	OT	SA	SV%	GOALTENDERS	GP	MIN	GA	GAA	SO	W	L	OT	SA	SV%
DARCY KUEMPER	2	120	2	1.00	1	2	0	0	65	.969	DANIIL TARASOV	1	62	6	5.80	0	1	0	0	37	.838
CHARLIE LINDGREN	2	123	10	4.87	0	1	0	1	73	.863	JOONAS KORPISALO	1	60	4	3.97	0	0	0	1	34	.882
											ELVIS MERZLIKINS	2	118	7	3.55	0	0	2	0	56	.875

POWER PLAY: 2 - 6 (33.3%)

PENALTY KILLING: 4 - 5 (80%)

POWER PLAY: 1 - 5 (20%)

PENALTY KILLING: 4 - 6 (66.7%)

# Dallas Stars

## CLUB INFORMATION

**Founded** ..... 1967-68 (Minnesota), 1993-94 (Dallas)  
**Home Arena** ..... American Airlines Center (18,532)  
**Stanley Cups** ..... 1 (1999)  
**General Manager** ..... Jim Nill  
**Head Coach** ..... Peter DeBoer  
**Assistant Coaches** ..... Alain Nasreddine, Steve Spott, Misha Donskov  
**Chief Communications Officer** ..... Dan Stuchal  
 2022-23 Record ..... 47-21-14 (108 points)  
 2022-23 Finish ..... 2nd, Central Division  
 2022-23 Playoffs ..... W. Conference Third Round (def. by VGK, 4-2)

American Airlines Center  
 2500 Victory Avenue  
 Dallas, TX 75219  
 214.387.5500  
 Fax: 214.387.5564  
 @DallasStars

## 2023-24 MEETINGS

Dec. 7 at Washington  
 Jan. 27 at Dallas



## ALL-TIME SERIES HISTORY

YEAR	TOTALS								HOME								AWAY							
	GP	W	L	T	OT	PTS	GF	GA	GP	W	L	T	OT	PTS	GF	GA	GP	W	L	T	OT	PTS	GF	GA
74-75	4	0	3	1	-	1	9	21	2	0	1	1	-	1	5	9	2	0	2	0	-	0	4	12
75-76	4	0	2	2	-	2	11	17	2	0	0	2	-	2	5	5	2	0	2	0	-	0	6	12
76-77	4	1	1	2	-	4	12	14	2	1	0	1	-	3	7	4	2	0	1	1	-	1	5	10
77-78	4	1	2	1	-	3	8	14	2	1	1	0	-	2	2	5	2	0	1	1	-	1	6	9
78-79	4	2	2	0	-	4	10	18	2	1	1	0	-	2	6	10	2	1	1	0	-	2	4	8
79-80	4	0	3	1	-	1	10	18	2	0	2	0	-	0	7	9	2	0	1	1	-	1	3	9
80-81	4	0	3	1	-	1	6	11	2	0	1	1	-	1	4	5	2	0	2	0	-	0	2	6
81-82	3	0	2	1	-	1	8	17	1	0	1	0	-	0	1	6	2	0	1	1	-	1	7	11
82-83	3	1	1	1	-	3	8	8	2	1	1	0	-	2	4	4	1	0	0	1	-	1	4	4
83-84	3	3	0	0	-	6	15	2	1	1	0	0	-	2	5	1	2	2	0	0	-	4	10	1
84-85	3	2	0	1	-	5	12	8	2	1	0	1	-	3	9	6	1	1	0	0	-	2	3	2
85-86	3	2	1	0	-	4	16	13	1	1	0	0	-	2	7	5	2	1	1	0	-	2	9	8
86-87	3	2	0	1	-	5	14	6	2	2	0	0	-	4	12	4	1	0	0	1	-	1	2	2
87-88	3	2	0	1	-	5	10	4	1	1	0	0	-	2	4	1	2	1	0	1	-	3	6	3
88-89	3	1	1	1	-	3	11	10	2	1	1	0	-	2	7	6	1	0	0	1	-	1	4	4
89-90	3	3	0	0	-	6	13	9	1	1	0	0	-	2	5	3	2	2	0	0	-	4	8	6
90-91	3	1	1	1	-	3	7	8	2	1	0	1	-	3	5	3	1	0	1	0	-	0	2	5
91-92	3	1	2	0	-	2	8	10	2	0	2	0	-	0	4	8	1	1	0	0	-	2	4	2
92-93	2	1	1	0	-	2	7	7	1	0	1	0	-	0	4	5	1	1	0	0	-	2	3	2
93-94	2	0	2	0	-	0	5	12	1	0	1	0	-	0	3	6	1	0	1	0	-	0	2	6
94-95	Teams did not meet in 1994-95																							
95-96	2	2	0	0	-	4	6	4	1	1	0	0	-	2	2	1	1	1	0	0	-	2	4	3
96-97	2	0	2	0	-	0	5	10	1	0	1	0	-	0	2	5	1	0	1	0	-	0	3	5
97-98	2	0	2	0	-	0	4	6	1	0	1	0	-	0	3	4	1	0	1	0	-	0	1	2
98-99	2	1	1	0	-	2	2	5	1	1	0	0	-	2	2	1	1	0	1	0	-	0	0	4
99-00	2	0	1	1	0	1	3	4	1	0	0	1	0	1	2	2	1	0	1	0	0	0	1	2
00-01	1	0	1	0	0	0	0	3	0	0	0	0	0	0	0	0	1	0	1	0	0	0	0	3
01-02	2	1	1	0	0	2	5	7	1	0	1	0	0	0	2	5	1	1	0	0	0	2	3	2
02-03	2	0	2	0	0	0	3	11	1	0	1	0	0	0	1	6	1	0	1	0	0	0	2	5
03-04	1	0	1	0	0	0	2	4	0	0	0	0	0	0	0	0	1	0	1	0	0	0	2	4
05-06	1	0	1	-	0	0	1	4	0	0	0	-	0	0	0	0	1	0	1	-	0	0	1	4
06-07	1	1	0	-	0	2	4	3	1	1	0	-	0	2	4	3	0	0	0	-	0	0	0	0
07-08	Teams did not meet in 2007-08																							
08-09	1	1	0	-	0	2	6	5	0	0	0	-	0	0	0	0	1	1	0	-	0	2	6	5
09-10	1	0	0	-	1	1	3	3	1	0	0	-	1	1	3	3	0	0	0	-	0	0	0	0
10-11	1	0	1	-	0	0	1	2	0	0	0	-	0	0	0	0	1	0	1	-	0	0	1	2
11-12	1	0	1	-	0	0	2	5	1	0	1	-	0	0	2	5	0	0	0	-	0	0	0	0
12-13	Teams did not meet in 2012-13																							
13-14	2	0	2	-	0	0	1	7	1	0	1	-	0	0	0	5	1	0	1	-	0	0	1	2
14-15	2	0	2	-	0	0	6	9	1	0	1	-	0	0	2	4	1	0	1	-	0	0	4	5
15-16	2	0	2	-	0	0	5	7	1	0	1	-	0	0	2	3	1	0	1	-	0	0	3	4
16-17	2	1	1	-	0	2	6	7	1	0	1	-	0	0	2	4	1	1	0	-	0	2	4	3
17-18	2	2	0	-	0	4	8	6	1	1	0	-	0	2	4	3	1	1	0	-	0	2	4	3
18-19	2	0	0	-	2	2	4	6	1	0	0	-	1	1	3	4	1	0	0	-	1	1	1	2
19-20	2	1	0	-	1	3	7	5	1	0	0	-	1	1	3	4	1	1	0	-	0	2	4	1
20-21	Teams did not meet in 2020-21																							
21-22	2	1	1	-	0	2	7	3	1	0	1	-	0	0	2	3	1	1	0	-	0	2	5	0
22-23	2	0	2	-	0	0	1	4	1	0	1	-	0	0	1	2	1	0	1	-	0	0	0	2
Totals	105	34	51	16	4	88	292	357	52	17	24	8	3	45	148	172	53	17	27	8	1	43	144	185

## SERIES INFORMATION

All-Time Series (W-L-T-OT)  
 Current Streak  
 Last Washington Win  
 Last Dallas Win  
 Last Tie  
 Last Overtime Game  
 Overtime Record  
 Last 10 Games (W-L-T-OT)  
 Longest Unbeaten Streak  
 Longest Winning Streak  
 Longest Winless Streak  
 Longest Losing Streak  
 Washington Shutouts (Last)  
 Dallas Shutouts (Last)  
 Last Washington Hat Trick  
 Last Dallas Hat Trick  
 Most Washington Goals  
 Most Dallas Goals

### Overall

WSH trails, 34-51-16-4  
 3 DAL wins (3/20/22-12/15/22)  
 1/28/22 (5-0)  
 12/15/22 (1-2)  
 11/17/99 (2-2)  
 10/8/19 (L, 3-4 OT)  
 6-4-7  
 4-3-3  
 10 (1/21/86-1/30/89)  
 4 (2/3/83-3/21/84)  
 13 (11/3/79-12/16/82)  
 9 (3/8/10-2/13/16)  
 3 (1/28/22)  
 7 (10/27/22)  
 None  
 R. Eriksson (11/27/76)  
 8 (10/24/86)  
 7 (four times)

### at Washington

WSH trails, 17-24-8-3  
 4 DAL wins (11/3/18-12/15/22)  
 3/20/18 (4-3)  
 12/15/22 (1-2)  
 11/17/99 (2-2)  
 10/8/19 (L, 3-4 OT)  
 1-2-4  
 1-7-2  
 9 (2/3/83-11/15/88)  
 6 (1/14/85-11/15/88)  
 6 (two times)  
 6 (3/8/10-3/6/17)  
 None  
 2 (4/1/14)  
 None  
 None  
 8 (10/24/86)  
 6 (four times)

### at Dallas

WSH trails, 17-27-8-1  
 1 DAL win (10/27/22)  
 1/28/22 (5-0)  
 10/27/22 (0-2)  
 1/30/89 (4-4)  
 1/4/19 (L, 1-2 OT)  
 5-2-3  
 4-5-1  
 7 (1/25/86-3/18/90)  
 3 (2/13/84-12/12/84)  
 8 (two times)  
 5 (two times)  
 3 (1/28/22)  
 5 (10/27/22)  
 None  
 R. Eriksson (11/27/76)  
 6 (three times)  
 7 (four times)

# Dallas Stars

2022-23 WASHINGTON CAPITALS VS. DALLAS STARS  
CAPITALS LOST SEASON SERIES, 0-2-0 • DALLAS 2-0-0

WASHINGTON	STARS	CAPITALS	ATTEND	GOALTENDERS	W. GOAL
DEC. 15, 2022	2	1	18,573	JAKE OETTINGER / CHARLIE LINDGREN	COLIN MILLER
DALLAS	STARS	CAPITALS	ATTEND	GOALTENDERS	W. GOAL
OCT. 27, 2022	2	0	18,235	JAKE OETTINGER / DARCY KUEMPER	JASON ROBERTSON

CAPITALS	GP	G	A	P	+/-	PIM	PPG	SH	GW	EN	S	%	STARS	GP	G	A	P	+/-	PIM	PPG	SH	GW	EN	S	%
CONOR SHEARY	2	1	0	1	0	2	0	0	0	0	2	50.0	ROOPE HINTZ	2	0	2	2	1	4	0	0	0	0	3	0.0
DYLAN STROME	2	0	1	1	1	0	0	0	0	0	2	0.0	JOEL KIVIRANTA	2	1	0	1	1	0	0	1	0	0	5	20.0
ALEX OVECHKIN	2	0	1	1	0	0	0	0	0	0	12	0.0	JASON ROBERTSON	2	1	0	1	1	0	0	0	1	0	4	25.0
ALIAKSEI PROTAS	2	0	0	0	-1	0	0	0	0	0	2	0.0	COLIN MILLER	2	1	0	1	2	0	0	0	1	0	3	33.3
MARTIN FEHERVARY	1	0	0	0	-1	2	0	0	0	0	0	--	JAMIE BENN	2	1	0	1	1	0	1	0	0	0	3	33.3
BECK MALENSTYN	1	0	0	0	0	0	0	0	0	0	2	0.0	NILS LUNDKVIST	2	0	1	1	0	2	0	0	0	0	1	0.0
NICOLAS AUBE-KUBEL	1	0	0	0	0	0	0	0	0	0	4	0.0	MASON MARCHMENT	2	0	1	1	0	2	0	0	0	0	4	0.0
GARNET HATHAWAY	2	0	0	0	0	2	0	0	0	0	0	--	JOE PAVELSKI	2	0	1	1	1	0	0	0	0	0	1	0.0
TREVOR VAN RIEMSDYK	2	0	0	0	0	0	0	0	0	0	2	0.0	RYAN SUTER	2	0	1	1	3	0	0	0	0	0	4	0.0
ANTHONY MANTHA	2	0	0	0	-2	2	0	0	0	0	2	0.0	WYATT JOHNSTON	2	0	0	0	1	0	0	0	0	0	3	0.0
ERIK GUSTAFSSON	2	0	0	0	1	0	0	0	0	0	3	0.0	TY DELLANDREA	2	0	0	0	-1	0	0	0	0	0	1	0.0
EVGENY KUZNETSOV	2	0	0	0	-1	0	0	0	0	0	6	0.0	MIRO HEISKANEN	1	0	0	0	-1	0	0	0	0	0	1	0.0
MATT IRWIN	1	0	0	0	0	2	0	0	0	0	1	0.0	DENIS GURIANOV	2	0	0	0	0	0	0	0	0	0	4	0.0
NIC DOWD	2	0	0	0	0	0	0	0	0	0	1	0.0	JOEL HANLEY	1	0	0	0	0	2	0	0	0	0	2	0.0
NICK JENSEN	2	0	0	0	-2	0	0	0	0	0	4	0.0	ESA LINDELL	2	0	0	0	0	0	0	0	0	0	4	0.0
DMITRY ORLOV	2	0	0	0	-1	0	0	0	0	0	9	0.0	RADEK FAKSA	2	0	0	0	1	2	0	0	0	0	3	0.0
MARCUS JOHANSSON	2	0	0	0	-1	0	0	0	0	0	4	0.0	LUKE GLENDENING	2	0	0	0	0	0	0	0	0	0	4	0.0
JOHN CARLSON	2	0	0	0	0	0	0	0	0	0	8	0.0	JANI HAKANPÄÄ	2	0	0	0	0	0	0	0	0	0	2	0.0
LARS ELLER	2	0	0	0	-2	0	0	0	0	0	4	0.0	TYLER SEGUIN	2	0	0	0	-1	0	0	0	0	0	1	0.0
T.J. OSHIE	2	0	0	0	-1	2	0	0	0	0	5	0.0													

GOALTENDERS	GP	MIN	GA	GAA	SO	W	L	OT	SA	SV%	GOALTENDERS	GP	MIN	GA	GAA	SO	W	L	OT	SA	SV%
DARCY KUEMPER	1	56	2	2.13	0	0	1	0	27	.926	JAKE OETTINGER	2	120	1	0.50	1	2	0	0	73	.986
CHARLIE LINDGREN	1	57	2	2.09	0	0	1	0	26	.923											

POWER PLAY: 0 - 5 (0%)  
PENALTY KILLING: 4- 5 (80%)

POWER PLAY: 1 - 5 (20%)  
PENALTY KILLING: 5 - 5 (100%)

# Detroit Red Wings

## CLUB INFORMATION

**Founded**.....1926-27  
**Home Arena**.....Little Caesars Arena (19,515)  
**Stanley Cups**.....11 (most recent, 2008)  
**Executive Vice President & General Manager**.....Steve Yzerman  
**Head Coach**.....Derek Lalonde  
**Associate Coach**.....Bob Boughner  
**Assistant Coaches**.....Alex Tanguay, Jay Varady  
**Director of Public Relations**.....Todd Beam  
 2022-23 Record.....35-37-10 (80 points)  
 2022-23 Finish.....7th, Atlantic Division  
 2022-23 Playoffs.....DNQ

Little Caesars Arena  
 2645 Woodward Avenue  
 Detroit, MI 48201  
 313.471.7000  
 Fax: 313.567.0296  
 @DetroitRedWings



## 2023-24 MEETINGS

Feb. 27 at Detroit  
 March 26 at Washington  
 April 9 at Detroit

## ALL-TIME SERIES HISTORY

	TOTALS								HOME								AWAY							
YEAR	GP	W	L	T	OT	PTS	GF	GA	GP	W	L	T	OT	PTS	GF	GA	GP	W	L	T	OT	PTS	GF	GA
74-75	6	1	5	0	-	2	20	33	3	1	2	0	-	2	11	14	3	0	3	0	-	0	9	19
75-76	6	3	3	0	-	6	24	25	3	2	1	0	-	4	16	13	3	1	2	0	-	2	8	12
76-77	6	3	0	3	-	9	20	10	3	2	0	1	-	5	12	4	3	1	0	2	-	4	8	6
77-78	6	1	4	1	-	3	12	23	3	1	2	0	-	2	7	12	3	0	2	1	-	1	5	11
78-79	8	2	3	3	-	7	25	25	4	1	2	1	-	3	12	12	4	1	1	2	-	4	13	13
79-80	4	1	2	1	-	3	10	12	2	1	1	0	-	2	7	6	2	0	1	1	-	1	3	6
80-81	4	2	1	1	-	5	20	14	2	1	1	0	-	2	11	7	2	1	0	1	-	3	9	7
81-82	3	1	0	2	-	4	14	11	2	1	0	1	-	3	9	6	1	0	0	1	-	1	5	5
82-83	3	2	1	0	-	4	17	12	1	1	0	0	-	2	5	2	2	1	1	0	-	2	12	10
83-84	3	1	2	0	-	2	6	9	2	1	1	0	-	2	5	5	1	0	1	0	-	0	1	4
84-85	3	2	1	0	-	4	11	6	1	1	0	0	-	2	4	0	2	1	1	0	-	2	7	6
85-86	3	2	1	0	-	4	8	13	2	2	0	0	-	4	8	6	1	0	1	0	-	0	0	7
86-87	3	2	0	1	-	5	13	6	1	1	0	0	-	2	8	2	2	1	0	1	-	3	5	4
87-88	3	0	2	1	-	1	3	9	2	0	1	1	-	1	2	3	1	0	1	0	-	0	1	6
88-89	3	1	1	1	-	3	10	10	1	0	1	0	-	0	3	4	2	1	0	1	-	3	7	6
89-90	3	3	0	0	-	6	16	8	2	2	0	0	-	4	11	5	1	1	0	0	-	2	5	3
90-91	3	3	0	0	-	6	11	7	1	1	0	0	-	2	6	4	2	2	0	0	-	4	5	3
91-92	3	0	3	0	-	0	9	14	1	0	1	0	-	0	4	5	2	0	2	0	-	0	5	9
92-93	3	2	1	0	-	4	13	10	1	0	1	0	-	0	5	7	2	2	0	0	-	4	8	3
93-94	2	1	0	1	-	3	8	5	1	1	0	0	-	2	6	3	1	0	0	1	-	1	2	2
94-95	Teams did not meet in 1994-95								Teams did not meet in 1994-95								Teams did not meet in 1994-95							
95-96	2	0	2	0	-	0	5	8	1	0	1	0	-	0	2	4	1	0	1	0	-	0	3	4
96-97	2	0	2	0	-	0	4	7	1	0	1	0	-	0	0	2	1	0	1	0	-	0	4	5
97-98	2	0	2	0	-	0	2	6	1	0	1	0	-	0	2	4	1	0	1	0	-	0	0	2
98-99	1	0	1	0	-	0	2	3	1	0	1	0	-	0	2	3	0	0	0	0	-	0	0	0
99-00	2	1	0	1	0	3	6	4	1	0	0	1	0	1	2	2	1	1	0	0	0	2	4	2
00-01	2	1	0	0	1	3	7	4	1	1	0	0	0	2	6	2	1	0	0	0	1	1	1	2
01-02	1	0	1	0	0	0	1	3	0	0	0	0	0	0	0	0	1	0	1	0	0	0	1	3
02-03	1	0	1	0	0	0	1	5	1	0	1	0	0	0	1	5	0	0	0	0	0	0	0	0
03-04	2	1	1	0	0	2	5	6	1	0	1	0	0	0	1	5	1	1	0	0	0	2	4	1
05-06	1	0	1	-	0	0	3	4	1	0	1	-	0	0	3	4	0	0	0	-	0	0	0	0
06-07	Teams did not meet in 2006-07								Teams did not meet in 2006-07								Teams did not meet in 2006-07							
07-08	1	0	0	-	1	1	3	3	0	0	0	-	0	0	0	0	1	0	0	-	1	1	3	3
08-09	1	1	0	-	0	2	4	2	1	1	0	-	0	2	4	2	0	0	0	-	0	0	0	0
09-10	2	1	1	-	0	2	5	5	1	1	0	-	0	2	3	2	1	0	1	-	0	0	2	3
10-11	1	0	1	-	0	0	2	3	0	0	0	-	0	0	0	0	1	0	1	-	0	0	2	3
11-12	2	2	0	-	0	4	12	4	1	1	0	-	0	2	7	1	1	1	0	-	0	2	5	3
12-13	Teams did not meet in 2012-13								Teams did not meet in 2012-13								Teams did not meet in 2012-13							
13-14	3	2	0	-	1	5	12	11	1	1	0	-	0	2	6	5	2	1	0	-	1	3	6	6
14-15	3	2	1	-	0	4	7	6	2	1	1	-	0	2	5	5	1	1	0	-	0	2	2	1
15-16	3	2	1	-	0	4	4	4	1	1	0	-	0	2	3	2	2	1	1	-	0	2	2	2
16-17	3	2	0	-	1	5	9	6	2	2	0	-	0	4	7	3	1	0	0	-	1	1	2	3
17-18	3	2	0	-	1	5	9	8	1	0	0	-	1	1	4	5	2	2	0	-	0	4	5	3
18-19	3	3	0	-	0	6	12	5	2	2	0	-	0	4	9	3	1	1	0	-	0	2	3	2
19-20	1	1	0	-	0	2	5	2	0	0	0	-	0	0	0	0	1	1	0	-	0	2	5	2
20-21	Teams did not meet in 2020-21								Teams did not meet in 2020-21								Teams did not meet in 2020-21							
21-22	3	2	0	-	1	5	7	4	1	0	0	-	1	1	2	3	2	2	0	-	0	4	5	1
22-23	3	1	2	-	0	2	6	9	2	1	1	-	0	2	5	6	1	0	1	-	0	0	1	3
Totals	126	57	47	16	6	136	403	383	62	32	23	5	2	71	225	188	64	25	24	11	4	65	178	195

## SERIES INFORMATION

All-Time Series (W-L-T-OT)  
 Current Streak  
 Last Washington Win  
 Last Detroit Win  
 Last Tie  
 Last Overtime Game  
 Overtime Record  
 Last 10 Games (W-L-OT)  
 Longest Unbeaten Streak  
 Longest Winning Streak  
 Longest Winless Streak  
 Longest Losing Streak  
 Washington Shutouts (Last)  
 Detroit Shutouts (Last)  
 Last Washington Hat Trick  
 Last Detroit Hat Trick  
 Most Washington Goals  
 Most Detroit Goals

### Overall

WSH leads, 57-47-16-6  
 1 DET win (2/21/23)  
 12/19/22 (4-3 OT)  
 2/21/23 (1-3)  
 3/3/00 (2-2)  
 12/19/22 (W, 4-3 OT)  
 7-5-10  
 7-2-1  
 15 (11/18/15-12/31/21)  
 6 (11/29/89-1/22/91)  
 9 (3/25/94-3/3/00)  
 7 (1/13/96-10/13/98)  
 6 (11/11/21)  
 7 (11/10/15)  
 A. Ovechkin (11/30/19)  
 G. Nyquist (2/2/14)  
 9 (2/25/90)  
 8 (three times)

### at Washington

WSH leads, 32-23-5-2  
 1 DET win (2/21/23)  
 12/19/22 (4-3 OT)  
 2/21/23 (1-3)  
 3/3/00 (2-2)  
 12/19/22 (W, 4-3 OT)  
 2-3-3  
 7-1-2  
 9 (1/10/15-12/19/22)  
 4 (three times)  
 5 (1/13/96-3/3/00)  
 4 (1/13/96-10/13/98)  
 2 (11/18/16)  
 3 (12/4/96)  
 A. Ovechkin (12/11/18)  
 G. Nyquist (2/2/14)  
 9 (2/25/90)  
 8 (3/30/75)

### at Detroit

WSH leads, 25-24-11-4  
 1 DET win (11/3/22)  
 12/31/21 (3-1)  
 11/3/22 (1-3)  
 3/25/94 (2-2)  
 10/20/17 (W, 4-3 OT)  
 4-2-7  
 7-2-1  
 8 (11/18/15-12/31/21)  
 6 (10/20/17-12/31/21)  
 5 (two times)  
 4 (10/19/74-12/31/75)  
 4 (11/11/21)  
 4 (11/10/15)  
 A. Ovechkin (11/30/19)  
 S. Fedorov (12/26/96)  
 7 (two times)  
 8 (two times)

# Detroit Red Wings

## 2022-23 WASHINGTON CAPITALS VS. DETROIT RED WINGS

CAPITALS LOST SEASON SERIES, 1-2-0 • DETROIT 2-0-1

WASHINGTON	RED WINGS	CAPITALS	ATTEND	GOALTENDERS	W. GOAL
FEB. 21, 2023	3	1	18,573	VILLE HUSSO / DARCY KUEMPER	PIUS SUTER
DEC 19, 2022	3	4	18,573	CHARLIE LINDGREN / VILLE HUSSO	DMITRY ORLOV

DETROIT	RED WINGS	CAPITALS	ATTEND	GOALTENDERS	W. GOAL
NOV 3, 2022	3	1	18,527	VILLE HUSSO / DARCY KUEMPER	ANDREW COPP

CAPITALS	GP	G	A	P	+/-	PIM	PP	SH	GW	EN	S	%	RED WINGS	GP	G	A	P	+/-	PIM	PP	SH	GW	EN	S	%
NIC DOWD	3	2	1	3	0	2	0	0	0	0	5	40.0	DYLAN LARKIN	3	1	2	3	2	15	0	0	0	1	5	20.0
ERIK GUSTAFSSON	3	1	2	3	0	0	0	0	0	0	8	12.5	ANDREW COPP	3	1	2	3	1	0	0	0	1	0	6	16.7
ALEX OVECHKIN	2	1	1	2	0	2	0	0	0	0	6	16.7	LUCAS RAYMOND	2	2	0	2	-2	2	1	0	0	0	4	50.0
NICOLAS AUBE-KUBEL	1	0	2	2	2	0	0	0	0	0	1	0.0	PIUS SUTER	3	2	0	2	2	0	0	1	1	0	2	100.0
TOM WILSON	1	1	0	1	-2	2	1	0	0	0	3	33.3	DAVID PERRON	3	1	1	2	0	0	0	0	0	0	8	12.5
DMITRY ORLOV	3	1	0	1	-1	0	0	0	1	0	3	33.3	MICHAEL RASMUSSEN	3	0	2	2	2	2	0	0	0	0	3	0.0
EVGENY KUZNETSOV	3	0	1	1	-3	2	0	0	0	0	11	0.0	OLLI MAATTA	3	0	2	2	1	0	0	0	0	0	0	--
NICK JENSEN	3	0	1	1	-2	0	0	0	0	0	4	0.0	ROBERT HAGG	2	1	0	1	1	2	0	0	0	0	4	25.0
MARCUS JOHANSSON	3	0	1	1	2	0	0	0	0	0	4	0.0	OSKAR SUNDQVIST	2	1	0	1	2	0	1	0	0	0	4	25.0
LARS ELLER	3	0	1	1	-1	4	0	0	0	0	6	0.0	JONATAN BERGGREN	2	0	1	1	-1	4	0	0	0	0	1	0.0
NICKLAS BACKSTROM	1	0	1	1	-1	0	0	0	0	0	2	0.0	JOE VELENO	3	0	1	1	-1	0	0	0	0	0	3	0.0
ALIAKSEI PROTAS	2	0	0	0	-1	0	0	0	0	0	0	--	TYLER BERTUZZI	1	0	1	1	1	2	0	0	0	0	3	0.0
CONNOR MCMICHAEL	1	0	0	0	0	0	0	0	0	0	1	0.0	ADAM ERNE	2	0	1	1	-1	0	0	0	0	0	2	0.0
JOE SNIVELY	1	0	0	0	-1	0	0	0	0	0	2	0.0	DOMINIK KUBALIK	3	0	1	1	0	0	0	0	0	0	4	0.0
MARTIN FEHERVARY	2	0	0	0	-1	0	0	0	0	0	7	0.0	ELMER SODERBLOM	1	0	0	0	0	0	0	0	0	0	1	0.0
DYLAN STROME	3	0	0	0	0	2	0	0	0	0	3	0.0	MORITZ SEIDER	3	0	0	0	0	0	0	0	0	0	4	0.0
SONNY MILANO	2	0	0	0	-1	0	0	0	0	0	2	0.0	FILIP ZADINA	1	0	0	0	0	2	0	0	0	0	0	--
GARNET HATHAWAY	3	0	0	0	-2	2	0	0	0	0	3	0.0	GUSTAV LINDSTROM	1	0	0	0	0	0	0	0	0	0	0	--
TREVOR VAN RIEMSDYK	3	0	0	0	0	2	0	0	0	0	4	0.0	MATT LUFF	1	0	0	0	0	0	0	0	0	0	1	0.0
CONOR SHEARY	3	0	0	0	0	0	0	0	0	0	6	0.0	FILIP HRONEK	3	0	0	0	3	2	0	0	0	0	2	0.0
ANTHONY MANTHA	3	0	0	0	-1	4	0	0	0	0	10	0.0	AUSTIN CZARNIK	1	0	0	0	0	0	0	0	0	0	1	0.0
DYLAN MCILRATH	1	0	0	0	0	0	0	0	0	0	0	--	JAKE WALMAN	2	0	0	0	3	4	0	0	0	0	8	0.0
MATT IRWIN	2	0	0	0	-1	0	0	0	0	0	6	0.0	ROBBY FABBRI	1	0	0	0	0	0	0	0	0	0	0	--
JOHN CARLSON	1	0	0	0	2	0	0	0	0	0	3	0.0	JAKUB VRANA	1	0	0	0	1	0	0	0	0	0	2	0.0
T.J. OSHIE	1	0	0	0	-1	0	0	0	0	0	3	0.0	JORDAN OESTERLE	1	0	0	0	-2	0	0	0	0	0	0	--
													BEN CHIAROT	3	0	0	0	-1	0	0	0	0	0	2	0.0

GOALTENDER	GP	MIN	GA	GAA	SO	W	L	OT	SA	SV%	GOALTENDER	GP	MIN	GA	GAA	SO	W	L	OT	SA	SV%
DARCY KUEMPER	2	115	5	2.60	0	0	2	0	50	.900	VILLE HUSSO	3	184	6	1.95	0	2	0	1	103	.942
CHARLIE LINDGREN	1	65	3	2.78	0	1	0	0	19	.842											

POWER PLAY: 1 - 10 (10.0%)  
PENALTY KILLING: 6 - 8 (75.0%)

POWER PLAY: 2 - 8 (25.0%)  
PENALTY KILLING: 9 - 10 (90.0%)

# Edmonton Oilers

## CLUB INFORMATION

**Founded**..... 1972-73 (WHA), 1979-80 (NHL)  
**Home Arena**..... Rogers Place (18,347)  
**Stanley Cups**..... 5 (most recent, 1990)  
**General Manager and President of Hockey Operations**..... Ken Holland  
**Head Coach**..... Jay Woodcroft  
**Assistant Coaches**..... Glen Gulutzan, Dave Manson, Mark Stuart  
**Director, Hockey Communications**..... Jamie Cartmell  
2023-23 Record ..... 50-23-9 (109 points)  
2022-23 Finish..... 2nd, Pacific Division  
2022-23 Playoffs..... W. Conference Second Round (def. by VGK 4-2)

Rogers Place  
10220 104 Ave NW  
Edmonton, Alb. T5J 0H6  
780.414.5483  
@EdmontonOilers



## 2023-24 MEETINGS

Nov. 24 at Washington  
March 13 at Edmonton

## ALL-TIME SERIES HISTORY

TOTALS										HOME								AWAY							
YEAR	GP	W	L	T	OT	PTS	GF	GA		GP	W	L	T	OT	PTS	GF	GA	GP	W	L	T	OT	PTS	GF	GA
79-80	4	1	3	0	-	2	13	22		2	0	2	0	-	0	5	10	2	1	1	0	-	2	8	12
80-81	4	2	1	1	-	5	17	14		2	2	0	0	-	4	12	6	2	0	1	1	-	1	5	8
81-82	3	0	2	1	-	1	10	15		2	0	1	1	-	1	7	10	1	0	1	0	-	0	3	5
82-83	3	0	2	1	-	1	9	14		1	0	1	0	-	0	3	5	2	0	1	1	-	1	6	9
83-84	3	1	2	0	-	2	16	20		2	1	1	0	-	2	13	9	1	0	1	0	-	0	3	11
84-85	3	0	1	2	-	2	11	14		1	0	1	0	-	0	5	8	2	0	0	2	-	2	6	6
85-86	3	3	0	0	-	6	15	8		2	2	0	0	-	4	10	6	1	1	0	0	-	2	5	2
86-87	3	2	1	0	-	4	13	11		1	1	0	0	-	2	5	2	2	1	1	0	-	2	8	9
87-88	3	2	1	0	-	4	8	5		2	2	0	0	-	4	6	2	1	0	1	0	-	0	2	3
88-89	3	2	1	0	-	4	16	9		1	1	0	0	-	2	5	3	2	1	1	0	-	2	11	6
89-90	3	1	2	0	-	2	11	13		2	0	2	0	-	0	7	10	1	1	0	0	-	2	4	3
90-91	3	3	0	0	-	6	12	6		1	1	0	0	-	2	6	3	2	2	0	0	-	4	6	3
91-92	2	2	0	0	-	4	12	7		1	1	0	0	-	2	6	2	1	1	0	0	-	2	6	5
92-93	2	1	1	0	-	2	6	7		1	1	0	0	-	2	4	3	1	0	1	0	-	0	2	4
93-94	2	1	0	1	-	3	5	4		1	0	0	1	-	1	2	2	1	1	0	0	-	2	3	2
94-95										Teams did not meet in 1994-95															
95-96	2	2	0	0	-	4	8	4		1	1	0	0	-	2	6	3	1	1	0	0	-	2	2	1
96-97	2	0	2	0	-	0	2	7		1	0	1	0	-	0	1	3	1	0	1	0	-	0	1	4
97-98	2	1	1	0	-	2	4	5		1	1	0	0	-	2	2	1	1	0	1	0	-	0	2	4
98-99	2	1	1	0	-	2	6	11		1	1	0	0	-	2	4	3	1	0	1	0	-	0	2	8
99-00	1	0	1	0	0	0	2	6		0	0	0	0	0	0	0	0	1	0	1	0	0	0	2	6
00-01	1	1	0	0	0	2	4	0		1	1	0	0	0	2	4	0	0	0	0	0	0	0	0	0
01-02	2	1	1	0	0	2	5	6		1	1	0	0	0	2	4	2	1	0	1	0	0	0	1	4
02-03	1	0	1	0	0	0	3	5		0	0	0	0	0	0	0	0	1	0	1	0	0	0	3	5
03-04	1	1	0	0	0	2	1	0		1	1	0	0	0	2	1	0	0	0	0	0	0	0	0	0
05-06										Teams did not meet in 2005-06															
06-07	1	0	1	-	0	0	0	4		0	0	0	-	0	0	0	0	1	0	1	-	0	0	0	4
07-08	1	1	0	-	0	2	4	4		1	1	0	-	0	2	4	4	0	0	0	-	0	0	0	0
08-09	1	0	1	-	0	0	2	5		1	0	1	-	0	0	2	5	0	0	0	-	0	0	0	0
09-10	1	1	0	-	0	2	4	2		0	0	0	-	0	0	0	0	1	1	0	-	0	2	4	2
10-11	1	1	0	-	0	2	5	0		1	1	0	-	0	2	5	0	0	0	0	-	0	0	0	0
11-12	1	0	1	-	0	0	1	2		0	0	0	-	0	0	0	0	1	0	1	-	0	0	1	2
12-13										Teams did not meet in 2012-13															
13-14	2	2	0	-	0	4	8	3		1	1	0	-	0	2	4	2	1	1	0	-	0	2	4	1
14-15	2	0	1	-	1	1	6	7		1	0	0	-	1	1	4	4	1	0	1	-	0	0	2	3
15-16	2	2	0	-	0	4	8	4		1	1	0	-	0	2	1	0	1	1	0	-	0	2	7	4
16-17	2	1	1	-	0	2	3	5		1	1	0	-	0	2	2	1	1	0	1	-	0	0	1	4
17-18	2	2	0	-	0	4	6	3		1	1	0	-	0	2	1	1	1	1	0	-	0	2	5	2
18-19	2	1	1	-	0	2	5	6		1	1	0	-	0	2	4	2	1	0	1	-	0	0	1	4
19-20	1	0	0	-	1	1	3	4		0	0	0	-	0	0	0	0	1	0	0	-	1	1	3	4
20-21										Teams did not meet in 2020-21															
21-22	2	0	1	-	1	1	6	9		1	0	1	-	0	0	3	5	1	0	0	-	1	1	3	4
22-23	2	2	0	-	0	4	8	6		1	1	0	-	0	2	5	4	1	1	0	-	0	2	3	2
Totals	81	41	31	6	3	91	278	277		40	26	11	2	1	55	153	121	41	15	20	4	2	36	125	156

## SERIES INFORMATION

All-Time Series (W-L-T-OT)  
Current Streak  
Last Washington Win  
Last Edmonton Win  
Last Tie  
Last Overtime Game  
Overtime Record  
Last 10 Games (W-L-T-OT)  
Longest Unbeaten Streak  
Longest Winning Streak  
Longest Winless Streak  
Longest Losing Streak  
Washington Shutouts (Last)  
Edmonton Shutouts (Last)  
Last Washington Hat Trick  
Last Edmonton Hat Trick  
Most Washington Goals  
Most Edmonton Goals

**Overall**  
WSH leads, 41-31-6-3  
2 WSH wins (11/7/22-12/5/22)  
12/5/22 (3-2)  
3/9/22 (3-4 OT)  
2/15/94 (2-2)  
3/9/22 (L, 3-4 OT)  
3-4-5  
6-2-2  
6 (2/14/90-3/22/92)  
6 (2/14/90-3/22/92)  
8 (1/13/82-11/9/83)  
4 (2/23/83-11/9/83)  
6 (11/23/15)  
1 (10/28/06)  
E. Kuznetsov (10/23/15)  
E. Cole (1/13/09)  
9 (2/5/84)  
11 (11/2/83)

**at Washington**  
WSH leads, 26-11-2-1  
1 WSH win (11/7/22)  
11/7/22 (5-4)  
2/2/22 (3-5)  
2/15/94 (2-2)  
11/12/17 (W, 2-1 SO)  
2-1-3  
7-2-1  
6 (three times)  
6 (two times)  
4 (1/13/82-11/9/83)  
3 (2/28/82-11/9/83)  
5 (11/23/15)  
None  
P. Bondra (3/10/02)  
E. Cole (1/13/09)  
9 (2/5/84)  
8 (11/9/84)

**at Edmonton**  
WSH trails, 15-20-4-2  
1 WSH win (12/5/22)  
12/5/22 (3-2)  
3/9/22 (3-4 OT)  
10/24/84 (3-3)  
3/9/22 (L, 3-4 OT)  
1-3-2  
4-4-2  
5 (2/17/89-10/23/91)  
5 (2/17/89-10/23/91)  
9 (2/15/80-2/23/85)  
7 (2/9/97-10/28/06)  
1 (10/28/90)  
1 (10/28/06)  
E. Kuznetsov (10/23/15)  
F. Pisani (3/22/03)  
8 (2/17/89)  
11 (11/2/83)

# Edmonton Oilers

## 2022-23 WASHINGTON CAPITALS VS. EDMONTON OILERS

CAPITALS WON SEASON SERIES, 2-0-0 • EDMONTON 0-2-0

<b>WASHINGTON</b>	<b>OILERS</b>	<b>CAPITALS</b>	<b>ATTEND</b>	<b>GOALTENDERS</b>	<b>W. GOAL</b>
NOV. 7, 2022	4	5	18,573	CHARLIE LINDGREN / STUART SKINNER	EVGENY KUZNETSOV
<b>EDMONTON</b>	<b>OILERS</b>	<b>CAPITALS</b>	<b>ATTEND</b>	<b>GOALTENDERS</b>	<b>W. GOAL</b>
DEC. 5, 2022	2	3	17,264	CHARLIE LINDGREN / STUART SKINNER	NIC DOWD

CAPITALS	GP	G	A	P	+/-	PIM	PPG	SH	GW	EN	S	%	OILERS	GP	G	A	P	+/-	PIM	PPG	SH	GW	EN	S	%
EVGENY KUZNETSOV	2	2	3	5	-3	4	2	0	1	0	6	33.3	CONNOR MCDAVID	2	2	1	3	1	0	0	1	0	0	6	33.3
DYLAN STROME	2	2	2	4	-1	0	1	0	0	0	10	20.0	RYAN NUGENT-HOPKINS	2	2	1	3	3	0	0	0	0	0	6	33.3
ERIK GUSTAFSSON	2	0	3	3	-1	2	0	0	0	0	5	0.0	LEON DRAISAITL	2	1	1	2	1	0	0	0	0	0	5	20.0
ALEX OVECHKIN	2	1	1	2	-3	0	1	0	0	0	10	10.0	ZACH HYMAN	1	0	2	2	3	2	0	0	0	0	1	0.0
NIC DOWD	2	1	0	1	0	0	0	0	1	0	2	50.0	BRETT KULAK	2	1	0	1	0	0	0	0	0	0	6	16.7
LARS ELLER	2	1	0	1	1	0	0	0	0	0	7	14.3	DARNELL NURSE	2	0	1	1	2	2	0	0	0	0	3	0.0
T.J. OSHIE	1	1	0	1	-2	0	1	0	0	0	8	12.5	TYSON BARRIE	2	0	1	1	4	2	0	0	0	0	4	0.0
ALIAKSEI PROTAS	2	0	1	1	0	0	0	0	0	0	3	0.0	EVANDER KANE	1	0	1	1	0	0	0	0	0	0	1	0.0
SONNY MILANO	2	0	1	1	0	0	0	0	0	0	0	--	DYLAN HOLLOWAY	2	0	0	0	0	0	0	0	0	0	2	0.0
NICK JENSEN	2	0	1	1	-1	0	0	0	0	0	3	0.0	PHILIP BROBERG	1	0	0	0	0	0	0	0	0	0	0	--
ALEXANDER ALEXEYEV	1	0	0	0	0	0	0	0	0	0	2	0.0	EVAN BOUCHARD	2	0	0	0	-2	4	0	0	0	0	3	0.0
MARTIN FEHERVARY	1	0	0	0	-1	0	0	0	0	0	1	0.0	RYAN MCLEOD	1	0	0	0	-1	2	0	0	0	0	1	0.0
LUCAS JOHANSEN	1	0	0	0	0	0	0	0	0	0	1	0.0	JAMES HAMBLIN	1	0	0	0	-1	0	0	0	0	0	1	0.0
NICOLAS AUBE-KUBEL	1	0	0	0	0	0	0	0	0	0	2	0.0	KLIM KOSTIN	1	0	0	0	0	0	0	0	0	0	1	0.0
GARNET HATHAWAY	2	0	0	0	0	0	0	0	0	0	2	0.0	KAILER YAMAMOTO	2	0	0	0	2	2	0	0	0	0	1	0.0
TREVOR VAN RIEMSDYK	2	0	0	0	-1	0	0	0	0	0	4	0.0	JESSE PULJUJARVI	2	0	0	0	-1	0	0	0	0	0	5	0.0
CONOR SHEARY	2	0	0	0	-2	0	0	0	0	0	2	0.0	DEREK RYAN	2	0	0	0	-1	0	0	0	0	0	3	0.0
ANTHONY MANTHA	2	0	0	0	0	0	0	0	0	0	4	0.0	WARREN FOEGELE	1	0	0	0	-1	0	0	0	0	0	1	0.0
MATT IRWIN	2	0	0	0	1	0	0	0	0	0	1	0.0	MATTIAS JANMARK	1	0	0	0	2	0	0	0	0	0	0	--
MARCUS JOHANSSON	2	0	0	0	0	0	0	0	0	0	1	0.0	DEVIN SHORE	2	0	0	0	0	0	0	0	0	0	2	0.0
JOHN CARLSON	1	0	0	0	-1	0	0	0	0	0	7	0.0	CODY CECI	2	0	0	0	1	2	0	0	0	0	6	0.0
													RYAN MURRAY	1	0	0	0	1	2	0	0	0	0	0	--
													BRAD MALONE	1	0	0	0	0	0	0	0	0	0	1	0.0

GOALTENDERS	GP	MIN	GA	GAA	SO	W	L	OT	SA	SV%	GOALTENDERS	GP	MIN	GA	GAA	SO	W	L	OT	SA	SV%
CHARLIE LINDGREN	2	120	6	3.01	0	2	0	0	59	.898	STUART SKINNER	2	117	8	4.09	0	0	2	0	81	.901

**POWER PLAY:** 5 - 8 (62.5%)  
**PENALTY KILLING:** 2 - 2 (100%)

**POWER PLAY:** 0 - 2 (0%)  
**PENALTY KILLING:** 3 - 8 (37.5%)

# Florida Panthers

## CLUB INFORMATION

**Founded**.....1993-94  
**Home Arena**.....FLA Live Arena (19,256)  
**Stanley Cups**.....None  
**President & CEO**.....Matthew Caldwell  
**General Manager**.....Bill Zito  
**Head Coach**.....Paul Maurice  
**Assistant Coaches**.....Jamie Kompon, Sylvain LeFevbre, Tuomo Ruutu  
**Vice President of Communications**.....Adelyn Biedenbach  
2022-23 Record.....42-32-8 (92 points)  
2022-23 Finish.....4th, Atlantic Division  
2022-23 Playoffs.....Stanley Cup Final (def. by VGK 4-1)

Amerant Bank Arena  
1 Panther Parkway  
Sunrise, FL 33323  
954.835.7000  
Fax: 954.835.7700  
@FlaPanthers



## 2023-24 MEETINGS

Nov. 8 at Washington  
Feb. 8 at Florida  
Feb. 24 at Florida

## ALL-TIME SERIES HISTORY

YEAR	TOTALS								HOME								AWAY											
	GP	W	L	T	OT	PTS	GF	GA	GP	W	L	T	OT	PTS	GF	GA	GP	W	L	T	OT	PTS	GF	GA				
93-94	5	2	2	1	-	5	13	15	2	1	0	1	-	3	7	5	3	1	2	0	-	2	6	10				
94-95	4	2	1	1	-	5	9	9	2	2	0	0	-	4	6	2	2	0	1	1	-	1	3	7				
95-96	5	1	3	1	-	3	16	18	3	0	3	0	-	0	9	12	2	1	0	1	-	3	7	6				
96-97	5	2	1	2	-	6	13	11	2	0	0	2	-	2	4	4	3	2	1	0	-	4	9	7				
97-98	6	3	3	0	-	6	20	19	3	2	1	0	-	4	9	9	3	1	2	0	-	2	11	10				
98-99	5	3	1	1	-	7	15	7	3	1	1	1	-	3	8	7	2	2	0	0	-	4	7	0				
99-00	5	3	2	0	0	6	14	11	2	2	0	0	0	4	7	4	3	1	2	0	0	2	7	7				
00-01	5	4	1	0	0	8	14	10	3	3	0	0	0	6	10	4	2	1	1	0	0	2	4	6				
01-02	5	3	2	0	0	6	12	13	2	1	1	0	0	2	5	5	3	2	1	0	0	4	7	8				
02-03	5	4	0	1	0	9	20	5	3	3	0	0	0	6	17	3	2	1	0	1	0	3	3	2				
03-04	6	1	2	2	1	5	11	13	3	0	1	1	1	2	4	6	3	1	1	1	0	3	7	7				
05-06	8	1	5	-	2	4	15	24	4	0	2	-	2	2	8	14	4	1	3	-	0	2	7	10				
06-07	8	3	3	-	2	8	24	28	4	2	1	-	1	5	12	11	4	1	2	-	1	3	12	17				
07-08	8	4	3	-	1	9	20	16	4	2	1	-	1	5	12	9	4	2	2	-	0	4	8	7				
08-09	6	3	3	-	0	6	19	21	3	1	2	-	0	2	8	12	3	2	1	-	0	4	11	9				
09-10	6	6	0	-	0	12	32	15	3	3	0	-	0	6	17	7	3	3	0	-	0	6	15	8				
10-11	6	3	2	-	1	7	14	14	3	2	1	-	0	4	8	7	3	1	1	-	1	3	6	7				
11-12	6	4	2	-	0	8	19	12	3	3	0	-	0	6	11	2	3	1	2	-	0	2	7	10				
12-13	4	4	0	-	0	8	22	9	2	2	0	-	0	4	12	1	2	2	0	-	0	4	10	8				
13-14	3	2	0	-	1	5	9	8	1	1	0	-	0	2	2	2	2	1	0	-	1	3	7	6				
14-15	3	2	0	-	1	5	6	5	2	2	0	-	0	4	5	4	1	0	0	-	1	1	1	1				
15-16	3	1	2	-	0	2	5	10	1	0	1	-	0	0	2	5	2	1	1	-	0	2	3	5				
16-17	3	2	1	-	0	4	8	6	2	1	1	-	0	2	4	4	1	1	0	-	0	2	4	2				
17-18	3	1	2	-	0	2	7	9	1	0	1	-	0	0	1	4	2	1	1	-	0	2	6	5				
18-19	3	0	1	-	2	2	12	15	0	0	0	-	2	2	9	10	1	0	1	-	0	0	3	5				
19-20	2	2	0	-	0	4	9	7	1	1	0	-	0	2	4	3	1	1	0	-	0	2	5	4				
20-21	Teams did not meet in 2020-21																											
21-22	3	1	1	-	1	3	12	13	1	1	0	-	0	2	4	3	2	0	1	-	1	1	8	10				
22-23	3	0	3	-	0	0	7	15	2	0	2	-	0	0	5	10	1	0	1	-	0	0	2	5				
Totals	134	67	46	9	12	155	397	358	67	36	19	5	7	84	210	169	67	31	27	4	5	71	187	189				

## SERIES INFORMATION

All-Time Series (W-L-T-OT)  
Current Streak  
Last Washington Win  
Last Florida Win  
Last Tie  
Last Overtime Game  
Overtime Record  
Last 10 Games (W-L-OT)  
Longest Unbeaten Streak  
Longest Winning Streak  
Longest Winless Streak  
Longest Losing Streak  
Washington Shutouts (Last)  
Florida Shutouts (Last)  
Last Washington Hat Trick  
Last Florida Hat Trick  
Most Washington Goals  
Most Florida Goals

### Overall

WSH leads, 67-46-9-12  
4 FLA wins (11/30/21-4/8/23)  
11/26/21 (4-3)  
4/8/23 (2-4)  
2/21/04 (2-2)  
11/4/21 (L, 4-5 OT)  
8-5-9  
3-5-2  
14 (2/7/12-10/31/15)  
8 (2/7/12-11/2/13)  
8 (3/2/04-3/22/06)  
4 (3/2/04-12/18/05)  
12 (2/9/13)  
6 (4/9/17)  
A. Ovechkin (11/26/21)  
O. Jokinen (2/27/07)  
12 (1/11/03)  
7 (two times)

### at Washington

WSH leads, 36-19-5-7  
2 FLA wins (2/16/23-4/8/23)  
11/26/21 (4-3)  
4/8/23 (2-4)  
2/21/04 (2-2)  
10/19/18 (L, 6-5 SO)  
3-2-5  
3-5-2  
10 (1/8/11-1/4/15)  
10 (1/8/11-1/4/15)  
7 (11/22/03-3/18/06)  
5 (3/2/04-3/18/06)  
7 (2/9/13)  
5 (4/9/17)  
A. Ovechkin (11/26/21)  
O. Jokinen (2/27/07)  
12 (1/11/03)  
6 (two times)

### at Florida

WSH leads, 31-27-4-5  
3 FLA wins (11/4/21-11/15/22)  
11/7/19 (5-4 OT)  
11/15/22 (2-5)  
12/17/03 (2-2)  
11/4/21 (L, 4-5 OT)  
5-3-4  
4-5-1  
4 (1/12/02-12/17/03)  
4 (1/12/02-12/17/03)  
4 (1/13/07-11/15/07)  
4 (1/13/07-11/15/07)  
5 (3/17/09)  
1 (4/9/11)  
A. Ovechkin (4/6/13)  
S. Weiss (1/13/07)  
7 (3/16/10)  
7 (two times)

# Florida Panthers

## 2022-23 WASHINGTON CAPITALS VS. FLORIDA PANTHERS

CAPITALS LOST SEASON SERIES, 0-3-0 • FLORIDA 3-0-0

WASHINGTON	PANTHERS	CAPITALS	ATTEND	GOALTENDERS	W. GOAL
APRIL 8, 2023	4	2	18,573	ALEX LYON / CHARLIE LINDGREN	MATTHEW TKACHUK
FEB. 16, 2023	6	3	18,573	SERGEI BOBROVSKY / DARCY KUEMPER	ALEKSANDER BARKOV
FLORIDA	PANTHERS	CAPITALS	ATTEND	GOALTENDERS	W. GOAL
NOV. 15, 2022	5	2	13,813	SERGEI BOBROVSKY / DARCY KUEMPER	NICK COUSINS

CAPITALS	GP	G	A	P	+/-	PIM	PPG	SH	GW	EN	S	%	PANTHERS	GP	G	A	P	+/-	PIM	PPG	SH	GW	EN	S	%
ERIK GUSTAFSSON	2	0	4	4	0	0	0	0	0	0	2	0.0	ALEKSANDER BARKOV	3	2	4	6	9	2	0	0	1	0	11	18.2
DYLAN STROME	3	3	0	3	-1	0	0	0	0	0	17	17.7	MATTHEW TKACHUK	3	1	5	6	8	4	0	0	1	0	9	11.1
TOM WILSON	1	1	1	2	1	4	0	0	0	0	4	25.0	CARTER VERHAEGHE	3	3	2	5	5	2	0	0	0	1	12	25.0
EVGENY KUZNETSOV	3	1	1	2	-6	0	1	0	0	0	13	7.7	SAM REINHART	3	3	1	4	3	0	1	0	0	2	16	18.8
JOHN CARLSON	2	1	1	2	1	0	0	0	0	0	8	12.5	ANTON LUNDELL	3	1	2	3	2	0	0	0	0	1	4	25.0
T.J. OSHIE	1	0	2	2	-1	4	0	0	0	0	2	0.0	BRANDON MONTOUR	3	0	3	3	6	2	0	0	0	0	5	0.0
NICKLAS BACKSTROM	2	1	0	1	-4	0	1	0	0	0	1	100.0	GUSTAV FORSLING	3	1	1	2	6	2	0	0	0	0	11	9.1
ALIAKSEI PROTAS	2	0	1	1	0	2	0	0	0	0	1	0.0	AARON EKBLAD	3	1	1	2	1	0	1	0	0	0	12	8.3
JOE SNIVELY	2	0	1	1	-1	0	0	0	0	0	2	0.0	COLIN WHITE	3	1	0	1	0	0	0	0	0	0	5	20.0
CONOR SHEARY	3	0	1	1	-2	0	0	0	0	0	3	0.0	NICK COUSINS	3	1	0	1	-1	0	0	0	1	0	4	25.0
ANTHONY MANTHA	2	0	1	1	1	0	0	0	0	0	4	0.0	MARC STAAL	3	1	0	1	2	2	0	0	0	0	3	33.3
RASMUS SANDIN	1	0	0	0	-1	0	0	0	0	0	1	0.0	EETU LUOSTARINEN	3	0	1	1	0	0	0	0	0	0	3	0.0
ALEXANDER ALEXEYEV	1	0	0	0	1	2	0	0	0	0	0	--	GIVANI SMITH	2	0	1	1	0	2	0	0	0	0	1	0.0
MARTIN FEHERVARY	3	0	0	0	-7	2	0	0	0	0	2	0.0	GRIGORI DENISENKO	1	0	0	0	1	2	0	0	0	0	1	0.0
BECK MALENSTYN	1	0	0	0	-1	0	0	0	0	0	1	0.0	JOSH MAHURA	3	0	0	0	0	4	0	0	0	0	3	0.0
NICOLAS AUBE-KUBEL	2	0	0	0	-2	0	0	0	0	0	6	0.0	RYAN LOMBERG	3	0	0	0	0	2	0	0	0	0	6	0.0
SONNY MILANO	3	0	0	0	-3	0	0	0	0	0	5	0.0	SAM BENNETT	1	0	0	0	0	2	0	0	0	0	2	0.0
GARNET HATHAWAY	2	0	0	0	-1	2	0	0	0	0	2	0.0	ANTHONY DUCLAIR	1	0	0	0	-1	0	0	0	0	0	0	--
TREVOR VAN RIEMSDYK	2	0	0	0	0	0	0	0	0	0	3	0.0	RADKO GUDAS	3	0	0	0	2	4	0	0	0	0	3	0.0
DYLAN MCILRATH	1	0	0	0	-2	0	0	0	0	0	0	--	PATRIC HORNQVIST	1	0	0	0	-1	0	0	0	0	0	1	0.0
MATT IRWIN	2	0	0	0	0	0	0	0	0	0	3	0.0	ERIC STAAL	3	0	0	0	-1	0	0	0	0	0	4	0.0
NIC DOWD	2	0	0	0	-2	0	0	0	0	0	0	--													
NICK JENSEN	3	0	0	0	-4	0	0	0	0	0	3	0.0													
CRAIG SMITH	1	0	0	0	0	0	0	0	0	0	3	0.0													
DMITRY ORLOV	1	0	0	0	-3	0	0	0	0	0	3	0.0													
MARCUS JOHANSSON	2	0	0	0	-5	0	0	0	0	0	2	0.0													
LARS ELLER	2	0	0	0	-1	4	0	0	0	0	5	0.0													
ALEX OVECHKIN	1	0	0	0	-1	0	0	0	0	0	3	0.0													
GOALTENDERS	GP	MIN	GA	GAA	SO	W	L	OT	SA	SV%			GOALTENDERS	GP	MIN	GA	GAA	SO	W	L	OT	SA	SV%		
DARCY KUEMPER	2	116	8	4.12	0	0	2	0	76	.895			SERGEI BOBROVSKY	2	120	5	2.50	0	2	0	0	75	.933		
CHARLIE LINDGREN	1	59	3	3.04	0	0	1	0	36	.917			ALEX LYON	1	60	2	2.00	0	1	0	0	24	.917		

POWER PLAY: 2 - 13 (15.4%)  
PENALTY KILLING: 5 - 7 (71.4%)

POWER PLAY: 2 - 7 (28.6%)  
PENALTY KILLING: 11 - 13 (84.6%)

# Los Angeles Kings

## CLUB INFORMATION

**Founded**.....1967-68  
**Home Arena**.....Crypto.com Arena(18,230)  
**Stanley Cups**.....2 (2012, 2014)  
**Vice President & General Manager**.....Rob Blake  
**Head Coach**.....Todd McLellan  
**Assistant Coaches**.....Jim Hiller, Bill Ranford, Trent Yawney  
**Director, Hockey Communications**.....Jon Gomez  
**2022-23 Record**.....47-25-10 (104 points)  
**2022-23 Finish**.....3rd, Pacific Division  
**2022-23 Playoffs**.....W. Conference First Round (def. by EDM, 4-2)

Crypto.com Arena  
 1111 South Figueroa Street  
 Los Angeles, CA 90015  
 213.742.7100  
 Fax: 310.535.4525  
 @LAKingsPR



## 2023-24 MEETINGS

Nov. 29 at Los Angeles  
 Jan. 7 at Washington

## ALL-TIME SERIES HISTORY

YEAR	TOTALS						HOME						AWAY					
	GP	W	L	T	OT	PTS	GP	W	L	T	OT	PTS	GP	W	L	T	OT	PTS
74-75	6	0	5	1	-	1	3	0	2	1	-	1	3	0	3	0	-	0
75-76	6	1	4	1	-	3	3	1	1	1	-	3	3	0	3	0	-	0
76-77	6	0	5	1	-	1	3	0	2	1	-	1	3	0	3	0	-	0
77-78	6	2	4	0	-	4	3	1	2	0	-	2	3	1	2	0	-	2
78-79	8	4	3	1	-	9	4	3	1	0	-	6	4	1	2	1	-	3
79-80	4	3	1	0	-	6	2	2	0	0	-	4	2	1	1	0	-	2
80-81	4	1	2	1	-	3	2	1	1	0	-	2	2	0	1	1	-	1
81-82	3	1	1	1	-	3	1	0	0	1	-	1	2	1	1	0	-	2
82-83	3	1	1	1	-	3	2	1	1	0	-	2	1	0	0	1	-	1
83-84	3	3	0	0	-	6	1	1	0	0	-	2	2	2	0	0	-	4
84-85	3	2	1	0	-	4	2	2	0	0	-	4	1	0	1	0	-	0
85-86	3	2	1	0	-	4	1	0	1	0	-	0	2	2	0	0	-	4
86-87	3	0	3	0	-	0	2	0	2	0	-	0	1	0	1	0	-	0
87-88	3	2	1	0	-	4	1	1	0	0	-	2	2	1	1	0	-	2
88-89	3	1	1	1	-	3	2	0	1	1	-	1	1	1	0	0	-	2
89-90	3	0	3	0	-	0	1	0	1	0	-	0	2	0	2	0	-	0
90-91	3	1	1	1	-	3	2	1	0	1	-	3	1	0	1	0	-	0
91-92	3	1	1	1	-	3	1	1	0	0	-	2	2	0	1	1	-	1
92-93	2	2	0	0	-	4	1	1	0	0	-	2	1	1	0	0	-	2
93-94	2	2	0	0	-	4	1	1	0	0	-	2	1	1	0	0	-	2
94-95							Teams did not meet in 1994-95											
95-96	2	0	2	0	-	0	1	0	1	0	-	0	1	0	1	0	-	0
96-97	2	0	1	1	-	1	1	0	1	0	-	0	1	0	0	1	-	1
97-98	2	1	0	1	-	3	1	1	0	0	-	2	1	0	0	1	-	1
98-99	2	0	2	0	-	0	1	0	1	0	-	0	1	0	1	0	-	0
99-00	2	0	1	1	0	1	1	0	0	1	0	1	1	0	1	0	0	0
00-01	2	1	1	0	0	2	0	0	1	0	0	0	1	1	0	0	0	2
01-02	1	1	0	0	0	2	0	0	0	0	0	0	1	1	0	0	0	2
02-03	1	0	1	0	0	0	1	0	1	0	0	0	0	0	0	0	0	0
03-04	2	0	2	0	0	0	1	0	1	0	0	0	1	0	1	0	0	0
05-06	1	1	0	-	0	2	0	0	0	-	0	0	1	1	0	-	0	2
06-07	1	1	0	-	0	2	1	1	0	-	0	2	0	0	0	-	0	0
07-08							Teams did not meet in 2007-08											
08-09	2	0	2	-	0	0	1	0	1	-	0	0	1	0	1	-	0	0
09-10	1	0	1	-	0	0	0	0	0	-	0	0	1	0	1	-	0	0
10-11	1	0	1	-	0	0	1	0	1	-	0	0	0	0	0	-	0	0
11-12	1	0	1	-	0	0	0	0	0	-	0	0	1	0	1	-	0	0
12-13							Teams did not meet in 2012-13											
13-14	2	0	0	-	2	2	1	0	0	-	1	1	1	0	0	-	1	1
14-15	2	1	1	-	0	2	1	1	0	-	0	2	1	0	1	-	0	1
15-16	2	1	0	-	1	3	1	1	0	-	0	2	1	0	0	-	1	3
16-17	2	1	1	-	0	2	1	1	0	-	0	2	1	0	1	-	0	2
17-18	2	0	2	-	0	0	1	0	1	-	0	0	1	0	1	-	0	0
18-19	2	2	0	-	0	4	1	1	0	-	0	2	1	1	0	-	0	2
19-20	2	2	0	-	0	4	1	1	0	-	0	2	1	1	0	-	0	2
20-21							Teams did not meet in 2020-21											
21-22	2	1	1	-	0	2	1	0	1	-	0	0	1	1	0	-	0	2
22-23	2	1	1	-	0	2	1	1	0	-	0	2	1	0	1	-	0	0
<b>Totals</b>	<b>118</b>	<b>43</b>	<b>59</b>	<b>13</b>	<b>3</b>	<b>102</b>	<b>58</b>	<b>25</b>	<b>25</b>	<b>7</b>	<b>1</b>	<b>58</b>	<b>60</b>	<b>18</b>	<b>34</b>	<b>6</b>	<b>2</b>	<b>44</b>

## SERIES INFORMATION

### All-Time Series (W-L-T-OT)

Current Streak

Last Washington Win

Last Los Angeles Win

Last Tie

Last Overtime Game

Overtime Record

Last 10 Games (W-L-OT)

Longest Unbeaten Streak

Longest Winning Streak

Longest Winless Streak

Longest Losing Streak

Washington Shutouts (Last)

Los Angeles Shutouts (Last)

Last Washington Hat Trick

Last Los Angeles Hat Trick

Most Washington Goals

Most Los Angeles Goals

### Overall

WSH trails, 43-59-13-3

1 LA win (3/6/23)

10/22/22 (4-3)

3/6/23 (2-4)

10/9/99 (2-2)

3/9/16 (L, 3-4 OT)

2-4-6

6-4-0

6 (2/19/83-2/8/85)

5 (two times)

10 (1/27/76-11/29/77)

8 (12/19/74-11/5/75)

6 (11/17/21)

3 (3/10/77)

A. Ovechkin (2/4/20)

J. Kurri (10/20/95)

10 (two times)

10 (12/4/78)

### at Washington

WSH trails, 25-25-7-1

1 WSH win (10/22/22)

10/22/22 (4-3)

12/19/21 (2-3)

10/9/99 (2-2)

3/25/14 (L, 4-5 SO)

1-2-3

6-3-1

5 (two times)

5 (1/3/79-2/26/80)

5 (two times)

3 (four times)

5 (2/5/17)

None

A. Ovechkin (2/4/20)

J. Kurri (10/20/95)

10 (12/6/87)

9 (1/11/83)

### at Los Angeles

WSH trails, 18-34-6-2

1 LAK win (3/6/23)

11/17/21 (2-0)

3/6/23 (2-4)

12/13/97 (2-2)

3/9/16 (L, 3-4 OT)

1-2-3

3-5-2

4 (2/17/82-2/16/84)

3 (2/18/19-11/17/21)

10 (12/19/74-11/29/77)

10 (12/19/74-11/29/77)

1 (11/17/21)

3 (3/10/77)

B. Kelly (2/7/81)

B. Goring (2/1/78)

10 (2/13/93)

10 (12/4/78)

# Los Angeles Kings

## 2022-23 WASHINGTON CAPITALS VS. LOS ANGELES KINGS

CAPITALS TIED SEASON SERIES, 1-1-0 • LOS ANGELES 1-1-0

WASHINGTON	KINGS	CAPITALS	ATTEND	GOALTENDERS	W. GOAL
OCT. 22, 2022	3	4	18,573	DARCY KUEMPER / JONATHAN QUICK	MARCUS JOHANSSON
LOS ANGELES	KINGS	CAPITALS	ATTEND	GOALTENDERS	W. GOAL
MARCH 6, 2023	4	2	17,577	PHEONIX COPLEY / DARCY KUEMPER	MIKEY ANDERSON

CAPITALS	GP	G	A	P	+/-	PIM	PPG	SH	GW	EN	S	%	KINGS	GP	G	A	P	+/-	PIM	PPG	SH	GW	EN	S	%
DMITRY ORLOV	1	0	3	3	1	0	0	0	0	0	3	0.0	VIKTOR ARVIDSSON	2	1	4	5	5	2	0	0	0	0	9	11.1
RASMUS SANDIN	1	1	1	2	0	2	0	0	0	0	1	100.0	PHILLIP DANAULT	2	2	0	2	5	0	0	0	0	0	9	22.2
JOHN CARLSON	1	1	1	2	1	0	0	0	0	0	8	12.5	ADRIAN KEMPE	2	1	1	2	1	2	0	0	0	1	3	33.3
NIC DOWD	2	1	0	1	1	2	0	0	0	0	1	100.0	TREVOR MOORE	1	0	2	2	3	0	0	0	0	0	2	0.0
MARCUS JOHANSSON	1	1	0	1	2	0	0	0	1	0	2	50.0	SEAN DURZI	2	1	0	1	0	2	0	0	0	0	3	33.3
LARS ELLER	1	1	0	1	0	0	0	0	0	0	1	100.0	MIKEY ANDERSON	2	1	0	1	3	0	0	0	1	0	2	50.0
ALEX OVECHKIN	2	1	0	1	-5	0	1	0	0	0	7	14.3	VLADISLAV GAVRIKOV	1	1	0	1	1	0	0	0	0	0	3	33.3
DYLAN STROME	2	0	1	1	0	0	0	0	0	0	6	0.0	QUINTON BYFIELD	2	0	1	1	-2	0	0	0	0	0	2	0.0
SONNY MILANO	1	0	1	1	0	2	0	0	0	0	1	0.0	ALEX IAFALLO	1	0	1	1	1	0	0	0	0	0	3	0.0
EVGENY KUZNETSOV	2	0	1	1	-3	4	0	0	0	0	2	0.0	MATT ROY	2	0	1	1	1	2	0	0	0	0	6	0.0
NICK JENSEN	1	0	1	1	0	0	0	0	0	0	2	0.0	KEVIN FIALA	2	0	1	1	0	4	0	0	0	0	4	0.0
NICKLAS BACKSTROM	1	0	1	1	-1	0	0	0	0	0	0	--	BRANDT CLARKE	1	0	0	0	-2	0	0	0	0	0	0	--
T.J. OSHIE	2	0	1	1	1	0	0	0	0	0	1	0.0	ARTHUR KALIYEV	1	0	0	0	-1	0	0	0	0	0	1	0.0
VINCENT IORIO	1	0	0	0	-1	0	0	0	0	0	2	0.0	BLAKE LIZOTTE	2	0	0	0	0	0	0	0	0	0	3	0.0
ALIAKSEI PROTAS	1	0	0	0	0	0	0	0	0	0	2	0.0	RASMUS KUPARI	1	0	0	0	0	0	0	0	0	0	0	--
JOE SNIVELY	1	0	0	0	1	0	0	0	0	0	2	0.0	GABRIEL VILARDI	2	0	0	0	-2	2	0	0	0	0	5	0.0
ALEXANDER ALEXEYEV	1	0	0	0	-1	0	0	0	0	0	1	0.0	ZACK MACEWEN	1	0	0	0	-1	0	0	0	0	0	0	--
MARTIN FEHERVARY	1	0	0	0	0	0	0	0	0	0	1	0.0	CARL GRUNDSTROM	2	0	0	0	-1	0	0	0	0	0	4	0.0
GABRIEL CARLSSON	1	0	0	0	-2	0	0	0	0	0	0	--	BRENDAN LEMIEUX	1	0	0	0	-1	0	0	0	0	0	0	--
NICOLAS AUBE-KUBEL	1	0	0	0	0	0	0	0	0	0	0	--	DREW DOUGHTY	2	0	0	0	3	0	0	0	0	0	4	0.0
GARNET HATHAWAY	1	0	0	0	1	0	0	0	0	0	0	--	ANZE KOPITAR	2	0	0	0	-1	2	0	0	0	0	3	0.0
TREVOR VAN RIEMSDYK	2	0	0	0	1	0	0	0	0	0	3	0.0	ALEXANDER EDLER	2	0	0	0	-2	0	0	0	0	0	1	0.0
CONOR SHEARY	2	0	0	0	-1	0	0	0	0	0	2	0.0													
ANTHONY MANTHA	2	0	0	0	0	0	0	0	0	0	1	0.0													
ERIK GUSTAFSSON	1	0	0	0	0	0	0	0	0	0	1	0.0													
TOM WILSON	1	0	0	0	-3	0	0	0	0	0	3	0.0													
MATT IRWIN	1	0	0	0	-2	0	0	0	0	0	1	0.0													
CRAIG SMITH	1	0	0	0	-1	2	0	0	0	0	0	--													
GOALTENDERS	GP	MIN	GA	GAA	SO	W	L	OT	SA	SV%	GOALTENDERS	GP	MIN	GA	GAA	SO	W	L	OT	SA	SV%				
DARCY KUEMPER	2	118	6	3.05	0	1	1	0	66	.909	PHEONIX COPLEY	1	60	2	2.00	0	1	0	0	22	.909				
											JONATHAN QUICK	1	57	4	4.18	0	0	1	0	32	.875				

POWER PLAY: 1 - 8 (12.5%)  
PENALTY KILLING: 6 - 6 (100%)

POWER PLAY: 0 - 6 (0%)  
PENALTY KILLING: 7 - 8 (87.5%)

# Minnesota Wild

CLUB INFORMATION

Founded.....2000-01  
Home Arena.....Xcel Energy Center (17,954)  
Stanley Cups.....None  
General Manager.....Bill Guerin  
Head Coach.....Dean Evason  
Assistant Coaches.....Darby Hendrickson, Bob Woods  
Director of Media Relations.....Aaron Sickman  
2022-23 Record.....46-25-11 (103 points)  
2022-23 Finish.....3rd Central Division  
2022-23 Playoffs.....W. Conference First Round (def. by DAL, 4-2)

Excel Engery Center  
317 Washington Street  
St. Paul, MN 55102  
651.602.6000  
Fax: 651.222.1055  
@mnwild



2023-24 MEETINGS

Oct. 27 at Washington  
Jan. 23 at Minnesota

ALL-TIME SERIES HISTORY

YEAR	TOTALS									HOME									AWAY								
	GP	W	L	T	OT	PTS	GF	GA		GP	W	L	T	OT	PTS	GF	GA		GP	W	L	T	OT	PTS	GF	GA	
00-01	2	1	1	0	0	2	2	4		1	1	0	0	0	2	2	1		1	0	1	0	0	0	0	3	
01-02	1	1	0	0	0	2	2	1		1	1	0	0	0	2	2	1		0	0	0	0	0	0	0	0	
02-03	2	0	2	0	0	0	3	5		1	0	1	0	0	0	3	4		1	0	1	0	0	0	0	0	
03-04	1	0	1	0	0	0	1	2		0	0	0	0	0	0	0	0		1	0	1	0	0	0	1	2	
05-06	Teams did not meet in 2005-06																										
06-07	1	0	0	-	1	1	2	2		0	0	0	-	0	0	0	0		1	0	0	-	1	1	2	2	
07-08	1	1	0	-	0	2	4	1		1	1	0	-	0	2	4	1		0	0	0	-	0	0	0	0	
08-09	1	0	1	-	0	0	3	4		0	0	0	-	0	0	0	0		1	0	1	-	0	0	3	4	
09-10	1	1	0	-	0	2	3	1		1	1	0	-	0	2	3	1		0	0	0	-	0	0	0	0	
10-11	1	0	1	-	0	0	1	2		0	0	0	-	0	0	0	0		1	0	1	-	0	0	1	2	
11-12	1	1	0	-	0	2	3	0		1	1	0	-	0	2	3	0		0	0	0	-	0	0	0	0	
12-13	Teams did not meet in 2012-13																										
13-14	2	1	1	-	0	2	5	7		1	1	0	-	0	2	2	2		1	0	1	-	0	0	3	5	
14-15	2	1	1	-	0	2	4	4		1	0	1	-	0	0	1	2		1	1	0	-	0	2	3	2	
15-16	2	2	0	-	0	4	7	5		1	1	0	-	0	2	3	2		1	1	0	-	0	2	4	3	
16-17	2	2	0	-	0	4	9	6		1	1	0	-	0	2	4	2		1	1	0	-	0	2	5	4	
17-18	2	2	0	-	0	4	8	3		1	1	0	-	0	2	3	1		1	1	0	-	0	2	5	2	
18-19	2	1	1	-	0	2	6	4		1	0	1	-	0	0	1	2		1	1	0	-	0	2	5	2	
19-20	1	1	0	-	0	2	4	3		0	0	0	-	0	0	0	0		1	1	0	-	0	2	4	3	
20-21	Teams did not meet in 2020-21																										
21-22	2	0	1	-	1	1	3	7		1	0	1	-	0	0	1	5		1	0	0	-	1	1	2	2	
22-23	2	0	2	-	0	0	5	9		1	0	1	-	0	0	2	4		1	0	1	-	0	0	3	5	
Totals	29	15	12	0	2	32	75	70		14	9	5	0	0	18	34	28		15	6	7	0	2	14	41	42	

SERIES INFORMATION

	Overall	at Washington	at Minnesota
All-Time Series (W-L-T-OT)	WSH leads, 15-12-0-2	WSH leads, 9-5-0-0	WSH trails, 6-7-0-2
Current Streak	4 MIN wins (1/8/22-3/19/23)	3 MIN wins (3/22/19-1/17/23)	2 MIN win (1/8/22-3/19/23)
Last Washington Win	3/1/20 (4-3)	11/18/17 (3-1)	3/1/20 (4-3)
Last Minnesota Win	3/19/23 (3-5)	1/17/23 (2-4)	3/19/23 (3-5)
Last Tie	None	None	None
Last Overtime Game	1/8/22 (L, 2-3 SO)	11/7/13 (W, 3-2 SO)	1/8/22 (L, 2-3 SO)
Overtime Record	2-2-0	1-0-0	1-2-0
Last 10 Games (W-L-OT)	5-4-1	6-4-0	6-3-1
Longest Unbeaten Streak	8 (3/19/15-11/13/18)	4 (2/26/08-11/7/13)	7 (3/19/15-1/8/22)
Longest Winning Streak	8 (3/19/15-11/13/18)	4 (2/26/08-11/7/13)	6 (3/19/15-3/1/20)
Longest Winless Streak	4 (two times)	3 (3/22/19-1/17/23)	7 (1/10/01-1/4/14)
Longest Losing Streak	4 (two times)	3 (3/22/19-1/17/23)	3 (two times)
Washington Shutouts (Last)	1 (3/25/12)	1 (3/25/12)	None
Minnesota Shutouts (Last)	2 (11/16/02)	None	2 (11/16/02)
Last Washington Hat Trick	A. Ovechkin (3/28/17)	None	A. Ovechkin (3/28/17)
Last Minnesota Hat Trick	M. Boldy (3/19/23)	None	M. Boldy (3/19/23)
Most Washington Goals	5 (three times)	4 (two times)	5 (three times)
Most Minnesota Goals	5 (three times)	5 (4/3/22)	5 (two times)

Minnesota Wild

2022-23 WASHINGTON CAPITALS VS. MINNESOTA WILD

CAPITALS LOST SEASON SERIES, 0-2-0 • MINNESOTA 2-0-0

WASHINGTON	WILD	CAPITALS	ATTEND	GOALTENDERS	W. GOAL
JAN. 17, 2023	4	2	18,573	FILIP GUSTAVSSON / CHARLIE LINDGREN	JARED SPURGEON
MINNESOTA	WILD	CAPITALS	ATTEND	GOALTENDERS	W. GOAL
MARCH 19, 2023	5	3	19,231	MARC-ANDRE FLEURY / CHARLIE LINDGREN	BRANDON DUHAIME

CAPITALS	GP	G	A	P	+/-	PIM	PPG	SH	GW	EN	S	%	WILD	GP	G	A	P	+/-	PIM	PPG	SH	GW	EN	S	%
ALEX OVECHKIN	2	2	3	5	-1	0	2	0	0	0	11	18.2	MATT BOLDY	2	3	0	3	1	0	0	0	0	7	42.9	
DYLAN STROME	2	2	1	3	1	0	0	0	0	0	5	40.0	JARED SPURGEON	2	2	0	2	2	0	0	0	1	7	28.6	
MARTIN FEHERVARY	2	1	1	2	-1	0	0	0	0	0	1	100.0	JOEL ERIKSSON EK	2	1	1	2	3	2	0	0	0	1	4	25.0
TOM WILSON	2	0	2	2	-4	10	0	0	0	0	4	0.0	RYAN REAVES	2	1	1	2	3	0	0	0	0	0	2	50.0
RASMUS SANDIN	1	0	1	1	-2	0	0	0	0	0	1	0.0	CONNOR DEWAR	2	0	2	2	2	4	0	0	0	0	1	0.0
TREVOR VAN RIEMSDYK	2	0	1	1	-2	0	0	0	0	0	4	0.0	FREDERICK GAUDREAU	2	0	2	2	2	0	0	0	0	0	2	0.0
ALIAKSEI PROTAS	1	0	0	0	-3	0	0	0	0	0	0	--	MARCUS JOHANSSON	1	0	2	2	2	0	0	0	0	0	3	0.0
ALEXANDER ALEXEYEV	1	0	0	0	-1	0	0	0	0	0	1	0.0	BRANDON DUHAIME	2	1	0	1	3	2	0	0	1	0	2	50.0
GABRIEL CARLSSON	1	0	0	0	-1	0	0	0	0	0	0	--	JONAS BRODIN	2	1	0	1	3	2	0	0	0	0	4	25.0
NICOLAS AUBE-KUBEL	2	0	0	0	0	2	0	0	0	0	3	0.0	MASON SHAW	1	0	1	1	0	5	0	0	0	0	1	0.0
SONNY MILANO	2	0	0	0	-3	0	0	0	0	0	1	0.0	RYAN HARTMAN	2	0	1	1	0	2	0	0	0	0	6	0.0
GARNET HATHAWAY	1	0	0	0	0	0	0	0	0	0	0	--	OSKAR SUNDQVIST	1	0	1	1	1	0	0	0	0	0	1	0.0
CONOR SHEARY	2	0	0	0	1	0	0	0	0	0	5	0.0	MATT DUMBA	2	0	1	1	3	7	0	0	0	0	2	0.0
ERIK GUSTAFSSON	1	0	0	0	-2	0	0	0	0	0	1	0.0	CALEN ADDISON	1	0	0	0	0	0	0	0	0	0	1	0.0
EVGENY KUZNETSOV	2	0	0	0	-2	4	0	0	0	0	3	0.0	SAM STEEL	2	0	0	0	0	2	0	0	0	0	3	0.0
MATT IRWIN	2	0	0	0	-2	7	0	0	0	0	3	0.0	KIRILL KAPRIZOV	1	0	0	0	0	0	0	0	0	0	0	--
NIC DOWD	1	0	0	0	-1	0	0	0	0	0	0	--	JORDAN GREENWAY	1	0	0	0	1	2	0	0	0	0	1	0.0
NICK JENSEN	1	0	0	0	-1	0	0	0	0	0	1	0.0	JAKE MIDDLETON	2	0	0	0	3	0	0	0	0	0	1	0.0
CRAIG SMITH	1	0	0	0	-1	0	0	0	0	0	3	0.0	JOHN KLINGBERG	1	0	0	0	0	0	0	0	0	0	3	0.0
DMITRY ORLOV	1	0	0	0	0	0	0	0	0	0	8	0.0	JON MERRILL	1	0	0	0	0	0	0	0	0	0	1	0.0
MARCUS JOHANSSON	1	0	0	0	0	0	0	0	0	0	4	0.0	MATS ZUCCARELLO	2	0	0	0	-1	0	0	0	0	0	8	0.0
LARS ELLER	1	0	0	0	0	2	0	0	0	0	4	0.0	MARCUS FOLIGNO	1	0	0	0	2	0	0	0	0	0	0	--
NICKLAS BACKSTROM	2	0	0	0	-4	2	0	0	0	0	5	0.0	ALEX GOLIGOSKI	1	0	0	0	1	0	0	0	0	0	2	0.0
T.J. OSHIE	2	0	0	0	-2	19	0	0	0	0	4	0.0													

GOALTENDERS	GP	MIN	GA	GAA	SO	W	L	OT	SA	SV%	GOALTENDERS	GP	MIN	GA	GAA	SO	W	L	OT	SA	SV%
CHARLIE LINDGREN	2	114	8	4.22	0	0	2	0	61	.869	FILIP GUSTAVSSON	1	60	2	2.01	0	1	0	0	36	.944
											MARC-ANDRE FLEURY	1	59	3	3.04	0	1	0	0	36	.917

POWER PLAY: 2 - 7 (28.6%)

PENALTY KILLING: 5 - 5 (100%)

POWER PLAY: 0 - 5 (0%)

PENALTY KILLING: 2 - 7 (71.4%)

# Montreal Canadiens

## CLUB INFORMATION

**Founded**..... 1909-10, 1917-18 (NHL)  
**Home Arena**..... Bell Centre (21,302)  
**Stanley Cups**..... 24 (most recent, 1993)  
**General Manager**..... Kent Hughes  
**Head Coach**..... Martin St-Louis  
**Assistant Coaches**..... Alex Burrows, Trevor Letowski, Stephane Robidas  
**Vice President, Hockey Communications**..... Chantal Machabee  
**2022-23 Record**..... 31-45-6 (68 points)  
**2022-23 Finish**..... 8th, Atlantic Division  
**2022-23 Playoffs**..... DNQ

Bell Centre  
1909, avenue des Canadiens-de-  
Montréal  
Montréal, Qué. H3B 5E8  
514.932.2582  
Fax: 514.932.8285  
@CanadiensMTL



## 2023-24 MEETINGS

Oct. 21 at Montreal  
Feb. 6 at Washington  
Feb. 17 at Montreal

## ALL-TIME SERIES HISTORY

TOTALS										HOME										AWAY									
YEAR	GP	W	L	T	OT	PTS	GF	GA		GP	W	L	T	OT	PTS	GF	GA			GP	W	L	T	OT	PTS	GF	GA		
74-75	6	0	6	0	-	0	9	49		3	0	3	0	-	0	3	21			3	0	3	0	-	0	6	28		
75-76	6	0	6	0	-	0	9	34		3	0	3	0	-	0	5	13			3	0	3	0	-	0	4	21		
76-77	6	0	6	0	-	0	5	34		3	0	3	0	-	0	1	11			3	0	3	0	-	0	4	23		
77-78	6	0	5	1	-	1	13	31		3	0	2	1	-	1	9	17			3	0	3	0	-	0	4	14		
78-79	8	0	7	1	-	1	17	43		4	0	3	1	-	1	11	24			4	0	4	0	-	0	6	19		
79-80	4	1	2	1	-	3	8	11		2	1	0	1	-	3	5	3			2	0	2	0	-	0	3	8		
80-81	4	0	2	2	-	2	10	18		2	0	0	2	-	2	5	5			2	0	2	0	-	0	5	13		
81-82	3	2	1	0	-	4	11	9		2	2	0	0	-	4	8	3			1	0	1	0	-	0	3	6		
82-83	3	0	1	2	-	2	7	10		1	0	0	1	-	1	3	3			2	0	1	1	-	1	4	7		
83-84	3	3	0	0	-	6	11	3		2	2	0	0	-	4	6	1			1	1	0	0	-	2	5	2		
84-85	3	1	1	1	-	3	7	6		1	1	0	0	-	2	3	1			2	0	1	1	-	1	4	5		
85-86	3	2	0	1	-	5	12	9		2	2	0	0	-	4	8	5			1	0	0	1	-	1	4	4		
86-87	3	3	0	0	-	6	10	6		1	1	0	0	-	2	3	1			2	2	0	0	-	4	7	5		
87-88	3	1	1	1	-	3	8	8		2	1	1	0	-	2	6	6			1	0	0	1	-	1	2	2		
88-89	3	1	1	1	-	3	6	4		1	1	0	0	-	2	4	1			2	0	1	1	-	1	2	3		
89-90	3	2	1	0	-	4	12	10		2	1	1	0	-	2	8	7			1	1	0	0	-	2	4	3		
90-91	3	0	3	0	-	0	5	11		1	0	1	0	-	0	3	4			2	0	2	0	-	0	2	7		
91-92	3	3	0	0	-	6	11	6		2	2	0	0	-	4	7	4			1	1	0	0	-	2	4	2		
92-93	3	2	0	1	-	5	8	3		1	1	0	0	-	2	4	0			2	1	0	1	-	3	4	3		
93-94	4	1	2	1	-	3	8	12		2	0	1	1	-	1	2	6			2	1	1	0	-	2	6	6		
94-95	3	1	2	0	-	2	7	8		1	1	0	0	-	2	5	1			2	0	2	0	-	0	2	7		
95-96	4	3	1	0	-	6	13	7		2	2	0	0	-	4	9	2			2	1	1	0	-	2	4	5		
96-97	4	4	0	0	-	8	11	4		2	2	0	0	-	4	6	3			2	2	0	0	-	4	5	1		
97-98	4	2	1	1	-	5	13	12		2	0	1	1	-	1	7	8			2	2	0	0	-	4	6	4		
98-99	4	1	1	2	-	4	7	9		2	0	1	1	-	1	2	5			2	1	0	1	-	3	5	4		
99-00	4	3	1	0	0	6	10	2		2	1	1	0	0	2	6	2			2	2	0	0	0	4	4	0		
00-01	4	3	1	0	0	6	15	11		2	2	0	0	0	4	7	4			2	1	1	0	0	2	8	7		
01-02	4	1	3	0	0	2	10	13		2	1	1	0	0	2	7	6			2	0	2	0	0	0	3	7		
02-03	4	2	1	1	0	5	9	7		2	1	1	0	0	2	4	3			2	1	0	1	0	3	5	4		
03-04	4	1	3	0	0	2	8	16		2	1	1	0	0	2	6	7			2	0	2	0	0	0	2	9		
05-06	4	2	1	-	1	5	13	10		2	1	1	-	0	2	6	6			2	1	0	-	1	3	7	4		
06-07	4	1	3	-	0	2	10	14		2	1	1	-	0	2	6	5			2	0	2	-	0	0	4	9		
07-08	4	2	2	-	0	4	12	17		2	1	1	-	0	2	7	9			2	1	1	-	0	2	5	8		
08-09	4	3	1	-	0	6	12	9		2	2	0	-	0	4	6	3			2	1	1	-	0	2	6	6		
09-10	4	2	1	-	1	5	14	14		2	1	1	-	0	2	6	5			2	1	0	-	1	3	8	9		
10-11	4	3	0	-	1	7	11	4		2	1	0	-	1	3	5	3			2	2	0	-	0	4	6	1		
11-12	4	4	0	-	0	8	12	3		2	2	0	-	0	4	6	3			2	2	0	-	0	4	6	0		
12-13	3	2	1	-	0	4	9	7		1	0	1	-	0	0	1	4			2	2	0	-	0	4	8	3		
13-14	3	2	1	-	0	4	9	5		2	1	1	-	0	2	4	5			1	1	0	-	0	2	5	0		
14-15	3	1	0	-	2	4	5	6		1	0	0	-	1	1	1	1			2	1	0	-	1	3	4	5		
15-16	3	2	1	-	0	4	9	7		2	1	1	-	0	2	6	5			1	1	0	-	0	2	3	2		
16-17	3	2	1	-	0	4	8	5		1	0	1	-	0	0	1	2			2	2	0	-	0	4	7	3		
17-18	3	2	1	-	0	4	14	8		2	1	1	-	0	2	8	4			1	1	0	-	0	2	6	4		
18-19	3	2	1	-	0	4	11	11		1	1	0	-	0	2	2	1			2	1	1	-	0	2	9	10		
19-20	3	1	1	-	1	3	9	11		2	0	1	-	1	1	5	9			1	1	0	-	0	2	4	2		
20-21	Teams did not meet in 2020-21																												
21-22	3	3	0	-	0	6	19	9		1	1	0	-	0	2	6	3			2	2	0	-	0	4	13	6		
22-23	3	2	1	-	0	4	14	9		2	2	0	-	0	4	12	3			1	0	1	-	0	0	2	6		
Totals	177	79	75	17	6	181	481	555		88	42	34	9	3	96	251	247			89	37	41	8	3	85	230	308		

## SERIES INFORMATION

All-Time Series (W-L-T-OT)  
Current Streak  
Last Washington Win  
Last Montreal Win  
Last Tie  
Last Overtime Game  
Overtime Record  
Last 10 Games (W-L-OT)  
Longest Unbeaten Streak  
Longest Winning Streak  
Longest Winless Streak  
Longest Losing Streak  
Washington Shutouts (Last)  
Montreal Shutouts (Last)  
Last Washington Hat Trick  
Last Montreal Hat Trick  
Most Washington Goals  
Most Montreal Goals

**Overall**  
WSH leads, 79-75-17-6  
1 MTL win (4/6/23)  
12/31/22 (9-2)  
4/6/23 (2-6)  
1/25/03 (1-1)  
2/20/20 (L, 3-4 OT)  
8-4-17  
7-2-1  
11 (11/28/09-3/31/12)  
7 (3/27/96-11/15/97)  
34 (10/31/74-11/5/79)  
23 (10/31/74-3/25/78)  
15 (1/25/14)  
20 (1/31/15)  
A. Ovechkin (12/31/22)  
J. Armia (4/6/23)  
9 (12/31/22)  
11 (two times)

**at Washington**  
WSH leads, 42-34-9-3  
3 WSH wins (11/24/21-12/31/22)  
12/31/22 (9-2)  
2/20/20 (3-4 OT)  
10/16/98 (2-2)  
2/20/20 (L, 3-4 OT)  
1-1-8  
5-4-1  
14 (3/5/79-12/6/86)  
6 (12/10/83-12/6/86)  
17 (10/31/74-10/30/79)  
11 (10/31/74-2/17/78)  
5 (12/28/10)  
9 (2/9/03)  
A. Ovechkin (12/31/22)  
V. Damphousse (2/4/94)  
9 (12/31/22)  
11 (11/10/74)

**at Montreal**  
WSH trails, 37-41-8-3  
1 MTL win (4/6/23)  
4/16/22 (8-4)  
4/6/23 (2-6)  
1/25/03 (1-1)  
11/19/18 (W, 5-4 OT)  
7-3-9  
8-2-0  
15 (11/28/09-3/24/18)  
7 (3/15/11-1/25/14)  
23 (10/31/74-2/26/83)  
21 (1/4/75-12/14/81)  
10 (1/25/14)  
11 (1/31/15)  
B. Laich (2/10/10)  
J. Armia (4/6/23)  
8 (4/16/22)  
11 (4/2/77)

# Montreal Canadiens

## 2022-23 WASHINGTON CAPITALS VS. MONTREAL CANADIENS

CAPITALS WON SEASON SERIES 2-1-0 • MONTRÉAL 1-2-0

WASHINGTON	CANADIENS	CAPITALS	ATTEND	GOALTENDERS	W. GOAL
OCT. 15, 2022	1	3	18,573	DARCY KUEMPER / SAM MONTEMBEAULT	ANTHONY MANTHA
DEC. 31, 2022	2	9	18,573	CHARLIE LINDGREN / JAKE ALLEN	NIC DOWD
MONTRÉAL	CANADIENS	CAPITALS	ATTEND	GOALTENDERS	W. GOAL
APRIL 6, 2023	6	2	21,105	SAM MONTEMBEAULT / DARCY KUEMPER	BRENDAN GALLAGHER

CAPITALS	GP	G	A	P	+/-	PIM	PP	SH	GW	EN	S	%	CANADIENS	GP	G	A	P	+/-	PIM	PP	SH	GW	EN	S	%
ALEX OVECHKIN	3	3	2	5	0	2	1	0	0	0	12	25.0	NICK SUZUKI	3	2	2	4	1	2	0	1	0	0	7	28.6
DYLAN STROME	3	2	2	4	-1	0	1	0	0	0	8	25.0	JOEL ARMIA	2	3	0	3	1	0	0	1	0	1	3	100.0
EVGENY KUZNETSOV	3	0	4	4	1	2	0	0	0	0	3	0.0	COLE CAUFIELD	2	2	1	3	-3	0	1	0	0	0	7	28.6
CONOR SHEARY	3	1	2	3	0	2	0	0	0	0	4	25.0	MIKE MATHESON	1	0	3	3	4	0	0	0	0	0	5	0.0
ERIK GUSTAFSSON	2	1	2	3	3	0	0	0	0	0	3	33.3	JAKE EVANS	3	0	2	2	0	0	0	0	0	0	3	0.0
MARCUS JOHANSSON	2	1	2	3	0	0	0	0	0	0	3	33.3	BRENDAN GALLAGHER	3	1	0	1	0	8	0	0	1	0	9	11.1
ANTHONY MANTHA	2	2	0	2	2	5	0	0	1	0	2	100.0	MIKE HOFFMAN	3	1	0	1	-2	2	0	0	0	0	4	25.0
NIC DOWD	3	1	1	2	0	2	0	0	1	0	7	14.3	ARBER XHEKAJ	2	0	1	1	-1	2	0	0	0	0	2	0.0
T.J. OSHIE	1	1	1	2	1	0	1	0	0	0	5	20.0	KIRBY DACH	2	0	1	1	0	0	0	0	0	0	6	0.0
ALIAKSEI PROTAS	3	0	2	2	0	0	0	0	0	0	5	0.0	RAFAEL HARVEY-PINARD	1	0	1	1	2	0	0	0	0	0	2	0.0
TREVOR VAN RIEMSDYK	2	0	2	2	4	0	0	0	0	0	2	0.0	JONATHAN DROUIN	3	0	1	1	-1	0	0	0	0	0	3	0.0
NICK JENSEN	3	0	2	2	-1	0	0	0	0	0	2	0.0	JOEL EDMUNDSON	2	0	1	1	-2	2	0	0	0	0	3	0.0
GARNET HATHAWAY	2	1	0	1	1	2	0	0	0	0	6	16.7	JURAJ SLAFKOVSKY	2	0	0	0	0	0	0	0	0	0	2	0.0
NICKLAS BACKSTROM	1	1	0	1	-2	0	1	0	0	0	2	50.0	JUSTIN BARRON	2	0	0	0	1	0	0	0	0	0	0	--
MARTIN FEHERVARY	3	0	1	1	3	2	0	0	0	0	2	0.0	KAIDEN GUHLE	1	0	0	0	-2	5	0	0	0	0	0	--
JOHN CARLSON	2	0	1	1	-3	0	0	0	0	0	5	0.0	COREY SCHUENEMAN	1	0	0	0	2	0	0	0	0	0	1	0.0
LARS ELLER	2	0	1	1	1	2	0	0	0	0	8	0.0	JESSE YLONEN	1	0	0	0	0	0	0	0	0	0	0	--
JOE SNIVELY	1	0	0	0	1	0	0	0	0	0	1	0.0	JORDAN HARRIS	2	0	0	0	-3	0	0	0	0	0	1	0.0
RASMUS SANDIN	1	0	0	0	0	0	0	0	0	0	0	--	JOHNATHAN KOVACEVIC	3	0	0	0	-1	2	0	0	0	0	11	0.0
ALEXANDER ALEXEYEV	1	0	0	0	-1	0	0	0	0	0	1	0.0	MICHAEL PEZZETTA	2	0	0	0	-1	7	0	0	0	0	4	0.0
NICOLAS AUBE-KUBEL	1	0	0	0	-2	0	0	0	0	0	0	--	REM PITLICK	1	0	0	0	1	0	0	0	0	0	1	0.0
SONNY MILANO	2	0	0	0	0	4	0	0	0	0	4	0.0	DENIS GURIANOV	1	0	0	0	1	0	0	0	0	0	1	0.0
CONNOR BROWN	1	0	0	0	1	0	0	0	0	0	0	--	CHRISTIAN DVORAK	2	0	0	0	-1	2	0	0	0	0	0	--
TOM WILSON	1	0	0	0	-1	17	0	0	0	0	1	0.0	SEAN MONAHAN	1	0	0	0	-1	0	0	0	0	0	2	0.0
MATT IRWIN	2	0	0	0	2	0	0	0	0	0	3	0.0	JOSH ANDERSON	2	0	0	0	-4	2	0	0	0	0	5	0.0
CRAIG SMITH	1	0	0	0	-1	0	0	0	0	0	5	0.0	CHRIS TIERNEY	1	0	0	0	0	0	0	0	0	0	0	--
DMITRY ORLOV	2	0	0	0	0	2	0	0	0	0	1	0.0	DAVID SAVARD	1	0	0	0	-2	0	0	0	0	0	2	0.0
													CHRIS WIDEMAN	3	0	0	0	0	4	0	0	0	0	3	0.0
													EVGENII DADONOV	1	0	0	0	0	0	0	0	0	0	0	--
GOALTENDER	GP	MIN	GA	GAA	SO	W	L	OT	SA	SV%	GOALTENDER	GP	MIN	GA	GAA	SO	W	L	OT	SA	SV%				
DARCY KUEMPER	2	118	6	3.05	0	1	1	0	53	.887	SAM MONTEMBEAULT	2	118	5	2.55	0	1	1	0	55	.909				
CHARLIE LINDGREN	1	60	2	2.00	0	1	0	0	33	.939	JAKE ALLEN	1	60	9	9.00	0	0	1	0	40	.775				

POWER PLAY: 4 - 11 (36.4%)

PENALTY KILLING: 7 - 8 (87.5%)

POWER PLAY: 1 - 8 (12.5%)

PENALTY KILLING: 7 - 11 (63.6%)

# Nashville Predators

CLUB INFORMATION

**Founded** ..... 1998-99  
**Home Arena** ..... Bridgestone Arena (17,159)  
**Stanley Cups** ..... None  
**General Manager** ..... Barry Trotz  
**Head Coach** ..... Andrew Brunette  
**Assistant Coach** ..... Dan Hinote, Derek MacKenzie, Todd Richards  
**Director of Communications** ..... Kevin Wilson  
2022-23 Record ..... 42-32-8 (92 points)  
2022-23 Finish ..... 5th, Central Division  
2022-23 Playoffs ..... DNQ

Bridgestone Arena  
501 Broadway  
Nashville, TN 37203  
615.770.2000  
Fax: 615.770.2309  
@PredsNHL  
  
**2023-24 MEETINGS**  
Dec. 16 at Nashville  
Dec. 30 at Washington



ALL-TIME SERIES HISTORY

TOTALS										HOME										AWAY									
YEAR	GP	W	L	T	OT	PTS	GF	GA		GP	W	L	T	OT	PTS	GF	GA			GP	W	L	T	OT	PTS	GF	GA		
98-99	2	0	2	0	-	0	3	6		1	0	1	0	-	0	2	3			1	0	1	0	-	0	1	3		
99-00	2	2	0	0	0	4	5	2		1	1	0	0	0	2	1	0			1	1	0	0	0	2	4	2		
00-01	2	1	1	0	0	2	3	4		1	1	0	0	0	2	2	1			1	0	1	0	0	0	1	3		
01-02	1	0	0	1	0	1	3	3		0	0	0	0	0	0	0	0			1	0	0	1	0	1	3	3		
02-03	1	1	0	0	0	2	5	4		1	1	0	0	0	2	5	4			0	0	0	0	0	0	0	0		
03-04	1	0	1	0	0	0	2	5		0	0	0	0	0	0	0	0			1	0	1	0	0	0	2	5		
05-06	1	0	1	-	0	0	2	5		1	0	1	-	0	0	2	5			0	0	0	-	0	0	0	0		
06-07	Teams did not meet in 2006-07																												
07-08	1	1	0	-	0	2	4	2		0	0	0	-	0	0	0	0			1	1	0	-	0	2	4	2		
08-09	2	2	0	-	0	4	5	4		1	1	0	-	0	2	3	3			1	1	0	-	0	2	2	1		
09-10	1	1	0	-	0	2	2	2		1	1	0	-	0	2	2	2			0	0	0	-	0	0	0	0		
10-11	1	1	0	-	0	2	3	2		0	0	0	-	0	0	0	0			1	1	0	-	0	2	3	2		
11-12	2	1	1	-	0	2	5	4		1	1	0	-	0	2	4	1			1	0	1	-	0	0	1	3		
12-13	Teams did not meet in 2012-13																												
13-14	2	1	0	-	1	3	8	5		1	1	0	-	0	2	5	2			1	0	0	-	1	1	3	3		
14-15	2	0	2	-	0	0	6	8		1	0	1	-	0	0	3	4			1	0	1	-	0	0	3	4		
15-16	2	2	0	-	0	4	9	4		1	1	0	-	0	2	4	1			1	1	0	-	0	2	5	3		
16-17	2	0	1	-	1	1	3	7		1	0	0	-	1	1	1	2			1	0	1	-	0	0	2	5		
17-18	2	0	2	-	0	0	6	10		1	0	1	-	0	0	3	4			1	0	1	-	0	0	3	6		
18-19	2	0	2	-	0	0	5	13		1	0	1	-	0	0	3	6			1	0	1	-	0	0	2	7		
19-20	2	0	2	-	0	0	9	11		1	0	1	-	0	0	4	5			1	0	1	-	0	0	5	6		
20-21	Teams did not meet in 2020-21																												
21-22	2	2	0	-	0	4	9	4		1	1	0	-	0	2	5	3			1	1	0	-	0	2	4	1		
22-23	2	1	1	-	0	2	5	3		1	0	1	-	0	0	2	3			1	1	0	-	0	2	3	0		
Totals	35	16	16	1	2	35	102	108		17	9	7	0	1	19	51	49			18	7	9	1	1	16	51	59		

SERIES INFORMATION

	Overall	at Washington	at Nashville
All-Time Series (W-L-T-OT)	WSH tied 16-16-1-2	WSH leads, 9-7-0-1	WSH trails, 7-9-1-1
Current Streak	1 NSH win (1/6/23)	1 NSH win (1/6/23)	2 WSH wiS (2/15/22-10/29/22)
Last Washington Win	10/29/22 (3-0)	12/29/21 (5-3)	10/29/22 (3-0)
Last Nashville Win	1/6/23 (2-3)	1/6/23 (2-3)	10/10/19 (5-6)
Last Tie	2/8/02 (3-3)	None	2/8/02 (3-3)
Last Overtime Game	3/16/17 (L, 1-2 OT)	3/16/17 (L, 1-2 OT)	3/30/14 (L, 3-4 SO)
Overtime Record	4-2-1	2-1-0	2-1-1
Last 10 Games (W-L-T-OT)	3-7-0	4-5-1	3-6-1
Longest Unbeaten Streak	5 (3/18/08-10/16/10)	4 (10/28/08-12/7/13)	3 (3/18/08-10/16/10)
Longest Winning Streak	5 (3/18/08-10/16/10)	4 (10/28/08-12/7/13)	3 (3/18/08-10/16/10)
Longest Winless Streak	8 (2/25/17-1/29/20)	4 (3/16/2017-1/29/20)	4 (2/25/17-10/10/19)
Longest Losing Streak	6 (11/14/17-1/29/20)	3 (4/5/18-1/29/20)	4 (2/25/17-10/10/19)
Washington Shutouts (Last)	2 (10/29/22)	1 (11/26/99)	1 (10/29/22)
Nashville Shutouts (Last)	None	None	None
Last Washington Hat Trick	None	None	None
Last Nashville Hat Trick	V. Arvidsson (1/15/19)	None	V. Arvidsson (1/15/19)
Most Washington Goals	5 (five times)	5 (three times)	5 (two times)
Most Nashville Goals	7 (1/15/19)	6 (12/31/18)	7 (1/15/19)

# Nashville Predators

## 2022-23 WASHINGTON CAPITALS VS. NASHVILLE PREDATORS

CAPITALS TIED SEASON SERIES 1-1-0 • NASHVILLE 1-1-0

WASHINGTON	PREDATORS	CAPITALS	ATTEND	GOALTENDERS	W. GOAL
JAN. 6, 2023	3	2	18,573	KEVIN LANKINEN / CHARLIE LINDGREN	RYAN MCDONAGH
NASHVILLE	PREDATORS	CAPITALS	ATTEND	GOALTENDERS	W. GOAL
OCT. 29, 2022	0	3	17,159	DARCY KUEMPER / JUUSE SAROS	BECK MALENSTYN

CAPITALS	GP	G	A	P	+/-	PIM	PP	SH	GW	EN	S	%	PREDATORS	GP	G	A	P	+/-	PIM	PP	SH	GW	EN	S	%
CONOR SHEARY	2	0	2	2	2	0	0	0	0	0	1	0.0	YAKOV TRENIN	2	1	1	2	0	2	0	0	0	0	5	20.0
DMITRY ORLOV	2	0	2	2	2	0	0	0	0	0	6	0.0	TOMMY NOVAK	1	1	0	1	1	0	0	0	0	0	1	100.0
ALIAKSEI PROTAS	1	1	0	1	1	0	0	0	0	0	2	50.0	RYAN MCDONAGH	2	1	0	1	2	0	0	0	1	0	2	50.0
BECK MALENSTYN	1	1	0	1	1	0	0	0	1	0	1	100.0	JUUSE PARSSINEN	1	0	1	1	1	0	0	0	0	0	2	0.0
NICOLAS AUBE-KUBEL	1	1	0	1	1	4	0	0	0	0	2	50.0	JEREMY LAUZON	2	0	1	1	1	0	0	0	0	0	3	0.0
SONNY MILANO	1	1	0	1	1	0	0	0	0	0	4	25.0	RYAN JOHANSEN	2	0	1	1	-2	0	0	0	0	0	3	0.0
ALEX OVECHKIN	2	1	0	1	1	0	0	0	0	1	9	11.1	MATT DUCHENE	2	0	1	1	0	0	0	0	0	0	2	0.0
TREVOR VAN RIEMSDYK	2	0	1	1	-1	2	0	0	0	0	3	0.0	COLE SMITH	1	0	0	0	0	0	0	0	0	0	1	0.0
ERIK GUSTAFSSON	2	0	1	1	-1	0	0	0	0	0	4	0.0	CODY GLASS	2	0	0	0	-1	0	0	0	0	0	2	0.0
NIC DOWD	2	0	1	1	0	0	0	0	0	0	2	0.0	TANNER JEANNOT	2	0	0	0	0	2	0	0	0	0	5	0.0
NICK JENSEN	2	0	1	1	2	2	0	0	0	0	3	0.0	DANTE FABBRO	2	0	0	0	0	0	0	0	0	0	0	--
MARTIN FEHERVARY	2	0	0	0	1	0	0	0	0	0	4	0.0	ALEXANDRE CARRIER	2	0	0	0	-2	4	0	0	0	0	3	0.0
DYLAN STROME	2	0	0	0	1	2	0	0	0	0	2	0.0	ZACH SANFORD	1	0	0	0	-1	0	0	0	0	0	1	0.0
GARNET HATHAWAY	2	0	0	0	-1	0	0	0	0	0	0	--	MICHAEL MCCARRON	1	0	0	0	0	0	0	0	0	0	1	0.0
ANTHONY MANTHA	2	0	0	0	-2	0	0	0	0	0	6	0.0	COLTON SISSONS	2	0	0	0	-2	2	0	0	0	0	0	--
EVGENY KUZNETSOV	2	0	0	0	-1	0	0	0	0	0	5	0.0	FILIP FORSBERG	2	0	0	0	-1	0	0	0	0	0	5	0.0
MATT IRWIN	1	0	0	0	0	0	0	0	0	0	1	0.0	MARK JANKOWSKI	1	0	0	0	1	0	0	0	0	0	0	--
MARCUS JOHANSSON	2	0	0	0	2	0	0	0	0	0	4	0.0	NINO NIEDERREITER	2	0	0	0	-2	0	0	0	0	0	3	0.0
JOHN CARLSON	1	0	0	0	0	0	0	0	0	0	1	0.0	MIKAEL GRANLUND	2	0	0	0	-2	0	0	0	0	0	2	0.0
LARS ELLER	2	0	0	0	1	2	0	0	0	0	5	0.0	MATTIAS EKHOLM	2	0	0	0	-2	0	0	0	0	0	7	0.0
T.J. OSHIE	2	0	0	0	0	0	0	0	0	0	2	0.0	ROMAN JOSI	2	0	0	0	-2	0	0	0	0	0	7	0.0

GOALTENDER	GP	MIN	GA	GAA	SO	W	L	OT	SA	SV%	GOALTENDER	GP	MIN	GA	GAA	SO	W	L	OT	SA	SV%
DARCY KUEMPER	1	60	0	0.00	1	1	0	0	34	1.000	KEVIN LANKINEN	1	60	2	2.00	0	1	0	0	32	.938
CHARLIE LINDGREN	1	58	3	3.08	0	0	1	0	21	.857	JUUSE SAROS	1	58	2	2.09	0	0	1	0	34	.941

POWER PLAY: 0 - 6 (0%)

PENALTY KILLING: 7 - 7 (100%)

POWER PLAY: 0 - 7 (0%)

PENALTY KILLING: 6 - 6 (100%)

# New Jersey Devils

## CLUB INFORMATION

**Founded**..... 1974-75 (Kansas City), 1976-77 (Colorado), 1982-83 (N.J.)  
**Home Arena**..... Prudential Center (16,514)  
**Stanley Cups**..... 3 (most recent, 2003)  
**President**..... Jake Reynolds  
**Executive V.P./General Manager**..... Tom Fitzgerald  
**Head Coach**..... Lindy Ruff  
**Associate Coach**..... Travis Green  
**Assistant Coaches**..... Sergei Brylin, Ryan McGill, Chris Taylor  
**S.V.P., Communications & Team Operations**..... Pete Albiety  
**2022-23 Record**..... 52-22-8 (112 points)  
**2022-23 Finish**..... 2nd, Metropolitan Division  
**2022-23 Playoffs**..... E. Conference Second Round (def. by CAR 4-1)

Prudential Center  
 25 Lafayette Street  
 Newark, NJ 07102  
 973.757.6100  
 Fax: 973.757.6399  
 @NJDevils

## 2023-24 MEETINGS

Oct. 25 at New Jersey  
 Nov. 10 at New Jersey  
 Jan. 3 at Washington  
 Feb. 20 at Washington



## ALL-TIME SERIES HISTORY

TOTALS									HOME									AWAY								
YEAR	GP	W	L	T	OT	PTS	GF	GA	GP	W	L	T	OT	PTS	GF	GA		GP	W	L	T	OT	PTS	GF	GA	
74-75	4	1	3	0	-	2	11	15	2	1	1	0	-	2	7	5		2	0	2	0	-	0	4	10	
75-76	4	1	2	1	-	3	14	16	2	0	1	1	-	1	7	9		2	1	1	0	-	2	7	7	
76-77	4	3	1	0	-	6	11	5	2	2	0	0	-	4	8	1		2	1	1	0	-	2	3	4	
77-78	4	2	1	1	-	5	15	18	2	1	0	1	-	3	10	7		2	1	1	0	-	2	5	11	
78-79	4	3	1	0	-	6	24	9	2	1	1	0	-	2	11	5		2	2	0	0	-	4	13	4	
79-80	4	1	1	2	-	4	9	8	2	1	1	0	-	2	5	4		2	0	0	2	-	2	4	4	
80-81	4	3	0	1	-	7	19	15	2	2	0	0	-	4	12	9		2	1	0	1	-	3	7	6	
81-82	3	1	2	0	-	2	14	12	1	1	0	0	-	2	7	1		2	0	2	0	-	0	7	11	
82-83	7	6	0	1	-	13	29	18	4	4	0	0	-	8	16	8		3	2	0	1	-	5	13	10	
83-84	7	5	0	2	-	12	26	13	3	2	0	1	-	5	17	9		4	3	0	1	-	7	9	4	
84-85	7	4	2	1	-	9	25	17	4	4	0	0	-	8	18	7		3	0	2	1	-	1	7	10	
85-86	7	6	1	0	-	12	32	20	3	3	0	0	-	6	18	9		4	3	1	0	-	6	14	11	
86-87	7	6	1	0	-	12	31	20	4	4	0	0	-	8	15	8		3	2	1	0	-	4	16	12	
87-88	7	5	2	0	-	10	28	22	3	2	1	0	-	4	13	11		4	3	1	0	-	6	15	11	
88-89	7	3	4	0	-	6	30	35	4	2	2	0	-	4	22	21		3	1	2	0	-	2	8	14	
89-90	7	4	3	0	-	8	27	25	3	2	1	0	-	4	16	14		4	2	2	0	-	4	11	11	
90-91	7	4	3	0	-	8	22	17	4	4	0	0	-	8	17	5		3	0	3	0	-	0	5	12	
91-92	7	5	2	0	-	10	29	25	3	2	1	0	-	4	11	12		4	3	1	0	-	6	18	13	
92-93	7	2	5	0	-	4	25	25	4	1	3	0	-	2	17	16		3	1	2	0	-	2	8	9	
93-94	5	2	3	0	-	4	15	18	3	1	2	0	-	2	7	12		2	1	1	0	-	2	8	6	
94-95	4	0	3	1	-	1	6	11	2	0	2	0	-	0	1	4		2	0	1	1	-	1	5	7	
95-96	5	0	5	0	-	0	5	14	2	0	2	0	-	0	3	5		3	0	3	0	-	0	2	9	
96-97	6	2	3	1	-	5	15	13	3	1	1	1	-	3	6	6		3	1	2	0	-	2	9	7	
97-98	5	2	2	1	-	5	10	8	3	2	0	1	-	5	7	2		2	0	2	0	-	0	3	6	
98-99	5	2	3	0	-	4	8	12	2	0	2	0	-	0	2	7		3	2	1	0	-	4	6	5	
99-00	4	3	1	0	0	6	15	11	2	2	0	0	0	4	8	4		2	1	1	0	0	2	7	7	
00-01	4	2	2	0	0	4	14	14	2	1	1	0	0	2	9	8		2	1	1	0	0	2	5	6	
01-02	4	2	1	0	1	5	13	9	2	1	0	0	1	3	9	5		2	1	1	0	0	2	4	4	
02-03	4	1	1	0	2	4	6	10	2	1	1	0	0	2	4	6		2	0	0	0	2	2	2	4	
03-04	4	1	1	1	1	4	6	8	2	1	0	1	0	3	5	3		2	0	1	0	1	1	1	5	
05-06	4	0	3	-	1	1	10	17	2	0	1	-	1	1	6	7		2	0	2	-	0	0	4	10	
06-07	4	1	3	-	0	2	10	13	2	0	2	-	0	0	3	7		2	1	1	-	0	2	7	6	
07-08	4	2	1	-	1	5	10	7	2	1	0	-	1	3	4	4		2	1	1	-	0	2	6	3	
08-09	4	2	0	-	2	6	16	11	2	1	0	-	1	3	6	4		2	1	0	-	1	3	10	7	
09-10	4	1	2	-	1	3	10	11	2	1	0	-	1	3	6	3		2	0	2	-	0	0	4	8	
10-11	4	3	1	-	0	6	15	8	2	2	0	-	0	4	12	3		2	1	1	-	0	2	3	5	
11-12	4	1	1	-	2	4	8	11	2	0	1	-	1	1	2	7		2	1	0	-	1	3	6	4	
12-13	3	1	1	-	1	3	9	7	2	1	1	-	0	2	7	4		1	0	0	-	1	1	2	3	
13-14	4	1	2	-	1	3	9	9	2	1	0	-	1	3	7	5		2	0	2	-	0	0	2	4	
14-15	5	4	1	-	0	8	17	6	3	2	1	-	0	4	9	5		2	2	0	-	0	4	8	1	
15-16	4	4	0	-	0	8	12	8	2	2	0	-	0	4	9	6		2	2	0	-	0	4	3	2	
16-17	4	3	0	-	1	7	13	6	2	1	0	-	1	3	2	2		2	2	0	-	0	4	11	4	
17-18	4	3	0	-	1	7	18	11	2	2	0	-	0	4	10	5		2	1	0	-	1	3	8	6	
18-19	4	3	1	-	0	6	13	10	2	2	0	-	0	4	9	3		2	1	1	-	0	2	4	7	
19-20	4	2	2	-	0	4	14	13	2	1	1	-	0	2	6	7		2	1	1	-	0	2	8	6	
20-21	8	8	0	-	0	16	32	19	4	4	0	-	0	8	17	10		4	4	0	-	0	8	15	9	
21-22	3	2	0	-	1	5	11	8	2	1	0	-	1	3	7	7		1	1	0	-	0	2	4	1	
22-23	4	1	1	-	2	4	13	15	2	0	0	-	2	2	6	7		2	1	1	-	0	2	7	8	
<b>Totals</b>	<b>233</b>	<b>124</b>	<b>78</b>	<b>13</b>	<b>18</b>	<b>279</b>	<b>774</b>	<b>652</b>	<b>118</b>	<b>71</b>	<b>30</b>	<b>6</b>	<b>11</b>	<b>159</b>	<b>436</b>	<b>318</b>		<b>115</b>	<b>53</b>	<b>48</b>	<b>7</b>	<b>7</b>	<b>120</b>	<b>338</b>	<b>334</b>	

## SERIES INFORMATION

All-Time Series (W-L-T-OT)  
 Current Streak  
 Last Washington Win  
 Last New Jersey Win  
 Last Tie  
 Last Overtime Game  
 Overtime Record  
 Last 10 Games (W-L-OT)  
 Longest Unbeaten Streak  
 Longest Winning Streak  
 Longest Winless Streak  
 Longest Losing Streak  
 Washington Shutouts (Last)  
 New Jersey Shutouts (Last)  
 Last Washington Hat Trick  
 Last New Jersey Hat Trick  
 Most Washington Goals  
 Most New Jersey Goals

### Overall

WSH leads, 124-78-13-18  
 3 NJD wins (11/26/22-4/13/23)  
 10/24/22 (6-3)  
 4/13/23 (4-5 OT)  
 1/1/04 (2-2)  
 4/13/23 (L, 4-5)  
 8-13-15  
 6-1-3  
 17 (11/8/82-12/4/84)  
 9 (2/21/10-10/21/21)  
 10 (2/15/95-11/12/96)  
 7 (4/12/95-11/12/96)  
 Washington Shutouts (Last)  
 17 (3/26/21)  
 11 (10/11/18)  
 A. Ovechkin (1/16/20)  
 J. Hughes (11/26/22)  
 9 (four times)  
 8 (10/28/77)

### at Washington

WSH leads, 71-30-6-11  
 2 NJD wins (3/9/23-4/13/23)  
 3/26/22 (4-3)  
 4/13/23 (4-5 OT)  
 1/1/04 (2-2)  
 4/13/23 (L, 4-5)  
 3-6-8  
 6-1-3  
 24 (3/18/80-3/1/88)  
 14 (3/28/84-3/1/88)  
 4 (three times)  
 4 (two times)  
 10 (3/26/21)  
 5 (11/14/14)  
 A. Ovechkin (1/16/20)  
 Z. Parise (3/2/12)  
 9 (three times)  
 6 (six times)

### at New Jersey

WSH leads, 53-48-7-7  
 1 NJD win (11/26/22)  
 10/24/22 (6-3)  
 11/26/22 (1-5)  
 2/25/95 (3-3)  
 4/2/21 (W, 2-1)  
 5-7-7  
 8-2-0  
 8 (two times)  
 7 (12/6/14-10/13/17)  
 7 (12/28/02-12/29/06)  
 5 (1/24/90-2/25/91)  
 7 (3/25/16)  
 6 (10/11/18)  
 None  
 J. Hughes (11/26/22)  
 9 (2/15/79)  
 8 (10/28/77)

# New Jersey Devils

## 2022-23 WASHINGTON CAPITALS VS. NEW JERSEY DEVILS

CAPITALS LOST SEASON SERIES, 1-1-2 • NEW JERSEY 3-1-0

WASHINGTON	DEVILS	CAPITALS	ATTEND	GOALTENDERS	W. GOAL
MARCH 9, 2023	3	2	18,573	AKIRA SCHMID / DARCY KUEMPER	TIMO MEIER
APRIL 13, 2023	5	4	18,573	AKIRA SCHMID / DARCY KUEMPER	LUKE HUGHES
NEW JERSEY	DEVILS	CAPITALS	ATTEND	GOALTENDERS	W. GOAL
OCT 24, 2022	3	6	11,405	CHARLIE LINDGREN / MACKENZIE BLACKWOOD	ALEX OVECHKIN
NOV. 26, 2022	5	1	16,514	VITEK VANECEK / CHARLIE LINDGREN	JACK HUGHES

CAPITALS	GP	G	A	P	+/-	PIM	PP	SH	GW	EN	S	%	DEVILS	GP	G	A	P	+/-	PIM	PP	SH	GW	EN	S	%
DYLAN STROME	4	1	4	5	-2	0	0	0	0	0	7	14.3	JACK HUGHES	4	3	2	5	0	0	0	0	1	0	19	15.8
NICK JENSEN	3	1	2	3	1	0	0	0	0	0	3	33.3	ERIK HAULA	4	3	2	5	5	0	1	0	0	0	12	25.0
ALIAKSEI PROTAS	3	1	1	2	1	2	0	0	0	0	4	25.0	DAWSON MERCER	4	1	4	5	0	0	0	0	0	0	11	9.1
GARNET HATHAWAY	2	1	1	2	1	4	0	0	0	0	2	50.0	NICO HISCHIER	4	1	2	3	-2	2	1	0	0	0	16	6.3
JOHN CARLSON	3	1	1	2	-4	2	1	0	0	0	10	10.0	DOUGIE HAMILTON	4	1	2	3	0	2	0	0	0	0	6	16.7
ALEX OVECHKIN	4	1	1	2	-5	4	1	0	1	0	19	5.3	TOMAS TATAR	4	1	2	3	1	4	0	0	0	0	11	9.1
SONNY MILANO	3	0	2	2	1	2	0	0	0	0	4	0.0	LUKE HUGHES	1	1	1	2	1	0	0	0	1	0	2	50.0
LARS ELLER	2	0	2	2	-1	0	0	0	0	0	2	0.0	JESPER BRATT	4	1	1	2	-1	0	0	0	0	0	10	10.0
JOE SNIVELY	1	1	0	1	0	0	0	0	0	0	1	100.0	YEGOR SHARANGOVICH	3	0	2	2	0	0	0	0	0	0	9	0.0
RASMUS SANDIN	2	1	0	1	2	9	0	0	0	0	5	20.0	MICHAEL MCLEOD	3	0	2	2	1	4	0	0	0	0	3	0.0
TREVOR VAN RIEMSDYK	3	1	0	1	1	0	0	0	0	0	5	20.0	JOHN MARINO	3	0	2	2	0	0	0	0	0	0	3	0.0
CONOR SHEARY	4	1	0	1	0	0	0	1	0	0	5	20.0	DAMON SEVERSON	4	0	2	2	-1	0	0	0	0	0	2	0.0
TOM WILSON	2	1	0	1	1	2	0	0	0	0	6	16.7	FABIAN ZETTERLUND	1	1	0	1	1	2	0	0	0	0	2	50.0
NIC DOWD	3	1	0	1	1	0	0	0	0	0	2	50.0	NATHAN BASTIAN	4	1	0	1	-2	0	0	0	0	0	5	20.0
CRAIG SMITH	2	1	0	1	1	0	0	0	0	0	4	25.0	MILES WOOD	4	1	0	1	0	2	1	0	0	0	10	10.0
BECK MALENSTYN	2	0	1	1	1	2	0	0	0	0	2	0.0	JESPER BOQVIST	3	0	1	1	3	0	0	0	0	0	4	0.0
ANTHONY MANTHA	3	0	1	1	-1	0	0	0	0	0	3	0.0	JONAS SIEGENTHALER	4	0	1	1	3	4	0	0	0	0	1	0.0
MARCUS JOHANSSON	2	0	1	1	-2	0	0	0	0	0	2	0.0	RYAN GRAVES	3	0	1	1	1	0	0	0	0	0	2	0.0
NICKLAS BACKSTROM	2	0	1	1	0	0	0	0	0	0	2	0.0	KEVIN BAHL	2	0	0	0	-2	2	0	0	0	0	2	0.0
T.J. OSHIE	3	0	1	1	0	2	0	0	0	0	2	0.0	TIMO MEIER	2	0	0	0	-2	2	0	0	0	0	9	0.0
VINCENT IORIO	1	0	0	0	-1	0	0	0	0	0	0	--	CURTIS LAZAR	1	0	0	0	-1	7	0	0	0	0	0	--
ALEXANDER ALEXEYEV	2	0	0	0	0	0	0	0	0	0	2	0.0	ONDREJ PALAT	2	0	0	0	-2	0	0	0	0	0	3	0.0
MARTIN FEHERVARY	3	0	0	0	2	0	0	0	0	0	7	0.0	BRENDAN SMITH	4	0	0	0	0	0	0	0	0	0	2	0.0
GABRIEL CARLSSON	1	0	0	0	0	0	0	0	0	0	1	0.0													
NICOLAS AUBE-KUBEL	2	0	0	0	0	0	0	0	0	0	2	0.0													
ERIK GUSTAFSSON	2	0	0	0	-3	0	0	0	0	0	1	0.0													
EVGENY KUZNETSOV	4	0	0	0	1	4	0	0	0	0	5	0.0													
MATT IRWIN	3	0	0	0	0	0	0	0	0	0	3	0.0													
DMITRY ORLOV	1	0	0	0	1	0	0	0	0	0	2	0.0													

GOALTENDER	GP	MIN	GA	GAA	SO	W	L	OT	SA	SV%	GOALTENDER	GP	MIN	GA	GAA	SO	W	L	OT	SA	SV%
DARCY KUEMPER	2	130	7	3.24	0	0	0	2	74	.905	AKIRA SCHMID	2	108	2	1.11	0	2	0	0	42	.952
CHARLIE LINDGREN	2	119	8	4.02	0	1	1	0	70	.886	VITEK VANECEK	2	78	2	1.50	0	1	0	0	42	.952
											MACKENZIE BLACKWOOD	2	61	9	8.84	0	0	1	0	29	.690

POWER PLAY: 2 - 10 (20%)

PENALTY KILLING: 9 - 12 (75%)

POWER PLAY: 3 - 12 (25%)

PENALTY KILLING: 8 - 10 (80%)

# New York Islanders

## CLUB INFORMATION

**Founded**.....1972-73  
**Home Arena**.....UBS Arena (17,255)  
**Stanley Cups**.....4 (most recent, 1983)  
**President of Hockey Operations and General Manager**.....Lou Lamoriello  
**Head Coach**.....Lane Lambert  
**Assistant Coaches**.....Doug Houda, John MacLean  
**Vice President of Communications**.....Kimber Auerbach  
**2022-23 Record**.....42-31-9 (93 points)  
**2022-23 Finish**.....4th, Metropolitan Division  
**2022-23 Playoffs**.....E. Conference First Round (def. by CAR, 4-2)

UBS Arena  
 2400 Hempstead Turnpike  
 Elmont, NY 11003  
 @NYIslanders



## 2023-24 MEETINGS

Nov. 2 at Washington  
 Nov. 11 at New York  
 Dec. 20 at Washington  
 Dec. 29 at New York

## ALL-TIME SERIES HISTORY

YEAR	TOTALS								HOME								AWAY							
	GP	W	L	T	OT	PTS	GF	GA	GP	W	L	T	OT	PTS	GF	GA	GP	W	L	T	OT	PTS	GF	GA
74-75	4	0	4	0	-	0	3	22	2	0	2	0	-	0	0	12	2	0	2	0	-	0	3	10
75-76	4	0	4	0	-	0	8	22	2	0	2	0	-	0	2	9	2	0	2	0	-	0	6	13
76-77	4	0	1	3	-	3	8	9	2	0	0	2	-	2	4	4	2	0	1	1	-	1	4	5
77-78	4	0	4	0	-	0	3	19	2	0	2	0	-	0	0	10	2	0	2	0	-	0	3	9
78-79	4	1	3	0	-	2	11	18	2	1	1	0	-	2	8	8	2	0	2	0	-	0	3	10
79-80	4	2	2	0	-	4	13	9	2	2	0	0	-	4	10	2	2	0	2	0	-	0	3	7
80-81	4	0	4	0	-	0	10	17	2	0	2	0	-	0	5	7	2	0	2	0	-	0	5	10
81-82	8	0	7	1	-	1	20	39	4	0	3	1	-	1	8	14	4	0	4	0	-	0	12	25
82-83	7	2	4	1	-	5	20	32	3	1	1	1	-	3	7	11	4	1	3	0	-	2	13	21
83-84	7	3	4	0	-	6	27	28	4	2	2	0	-	4	22	15	3	1	2	0	-	2	5	13
84-85	7	4	3	0	-	8	27	26	3	2	1	0	-	4	10	10	4	2	2	0	-	4	17	16
85-86	7	4	3	0	-	8	30	26	4	2	2	0	-	4	16	15	3	2	1	0	-	4	14	11
86-87	7	3	2	2	-	8	18	23	3	1	0	2	-	4	7	6	4	2	2	0	-	4	11	17
87-88	7	2	4	1	-	5	24	26	4	1	2	1	-	3	15	15	3	1	2	0	-	2	9	11
88-89	7	4	3	0	-	8	29	27	3	3	0	0	-	6	14	10	4	1	3	0	-	2	15	17
89-90	7	3	4	0	-	6	24	25	4	2	2	0	-	4	14	13	3	1	2	0	-	2	10	12
90-91	7	7	0	0	-	14	30	17	3	3	0	0	-	6	12	9	4	4	0	0	-	8	18	8
91-92	7	4	2	1	-	9	28	24	4	2	1	1	-	5	16	11	3	2	1	0	-	4	12	13
92-93	7	4	3	0	-	8	23	18	3	0	3	0	-	0	6	11	4	4	0	0	-	8	17	7
93-94	5	1	3	1	-	3	12	17	3	1	1	1	-	3	8	7	2	0	2	0	-	0	4	10
94-95	4	4	0	0	-	8	20	14	2	2	0	0	-	4	11	7	2	2	0	0	-	4	9	7
95-96	5	4	1	0	-	8	21	14	2	2	0	0	-	4	10	8	3	2	1	0	-	4	11	6
96-97	5	1	4	0	-	2	7	14	3	1	2	0	-	2	6	6	2	0	2	0	-	0	1	8
97-98	6	5	0	1	-	11	20	9	3	2	0	1	-	5	10	5	3	3	0	0	-	6	10	4
98-99	4	4	0	0	-	8	16	8	2	2	0	0	-	4	9	4	2	2	0	0	-	4	7	4
99-00	4	4	0	0	0	8	15	10	2	2	0	0	0	4	8	5	2	2	0	0	0	4	7	5
00-01	4	3	0	1	0	7	13	7	2	1	0	1	0	3	5	4	2	2	0	0	0	4	8	3
01-02	4	2	1	1	0	5	16	14	2	2	0	0	0	4	7	4	2	0	1	1	0	1	9	10
02-03	4	4	0	0	0	8	12	5	2	2	0	0	0	4	7	3	2	2	0	0	0	4	5	2
03-04	4	2	2	0	0	4	14	10	2	1	1	0	0	2	10	6	2	1	1	0	0	2	4	4
05-06	4	1	3	-	0	2	11	17	2	1	1	-	0	2	8	7	2	0	2	-	0	0	3	10
06-07	4	1	3	-	0	2	6	16	2	1	1	-	0	2	3	7	2	0	2	-	0	0	3	9
07-08	4	1	1	-	2	4	8	11	2	0	1	-	1	1	4	7	2	1	0	-	1	3	4	4
08-09	4	4	0	-	0	8	17	10	2	2	0	-	0	4	10	5	2	2	0	-	0	4	7	5
09-10	4	3	0	-	1	7	17	12	2	1	0	-	1	3	7	8	2	2	0	-	0	4	10	4
10-11	4	4	0	-	0	8	9	5	2	2	0	-	0	4	4	2	2	2	0	-	0	4	5	3
11-12	4	2	2	-	0	4	10	14	2	1	1	-	0	2	3	5	2	1	1	-	0	2	7	9
12-13	3	1	2	-	0	2	5	9	2	1	1	-	0	2	3	4	1	0	1	-	0	0	2	5
13-14	4	3	1	-	0	6	12	8	2	1	1	-	0	2	6	3	2	2	0	-	0	4	6	5
14-15	4	2	0	-	2	6	12	11	2	2	0	-	0	4	7	4	2	0	0	-	2	2	5	7
15-16	4	3	0	-	1	7	13	9	2	1	0	-	1	3	6	6	2	2	0	-	0	4	7	3
16-17	5	2	3	-	0	4	11	13	2	1	1	-	0	2	2	4	3	1	2	-	0	2	9	9
17-18	4	3	1	-	0	6	18	12	2	2	0	-	0	4	10	6	2	1	1	-	0	2	8	6
18-19	4	2	2	-	0	4	7	7	2	0	2	-	0	0	0	5	2	2	0	-	0	4	7	2
19-20	4	2	2	-	0	4	14	14	2	0	2	-	0	0	6	9	2	2	0	-	0	4	8	5
20-21	8	6	2	-	0	12	23	18	4	4	0	-	0	8	13	6	4	2	2	-	0	4	10	12
21-22	4	2	2	-	0	4	7	12	2	1	1	-	0	2	4	7	2	1	1	-	0	2	3	5
22-23	4	3	0	-	1	7	15	7	2	1	0	-	1	3	6	3	2	2	0	-	0	4	9	4
Totals	238	122	96	13	7	264	737	754	119	62	42	11	4	139	369	349	119	60	54	2	3	125	368	405

## SERIES INFORMATION

All-Time Series (W-L-T-OT)  
 Current Streak  
 Last Washington Win  
 Last New York Win  
 Last Tie  
 Last Overtime Game  
 Overtime Record  
 Last 10 Games (W-L-OT)  
 Longest Unbeaten Streak  
 Longest Winning Streak  
 Longest Winless Streak  
 Longest Losing Streak  
 Washington Shutouts (Last)  
 New York Shutouts (Last)  
 Last Washington Hat Trick  
 Last New York Hat Trick  
 Most Washington Goals  
 Most New York Goals

**Overall**  
 WSH leads, 122-96-13-7  
 1 WSH win (4/10/23)  
 4/10/23 (5-2)  
 3/29/23 (1-2 SO)  
 11/27/01 (5-5)  
 3/29/23 (L, 1-2 SO)  
 15-9-15  
 7-2-1  
 22 (4/12/97-3/30/02)  
 11 (3/12/98-3/15/00)  
 19 (10/20/74-1/16/79)  
 9 (10/20/74-1/15/77)  
 9 (1/15/22)  
 18 (4/22/21)  
 Ovechkin (1/18/20)  
 M. Barzal (4/1/21)  
 8 (1/1/92)  
 8 (five times)

**at Washington**  
 WSH leads, 62-42-11-4  
 1 WSH win (4/10/23)  
 4/10/23 (5-2)  
 3/29/23 (1-2 SO)  
 10/21/00 (4-4)  
 3/29/23 (L, 1-2 SO)  
 7-4-12  
 6-3-1  
 15 (4/12/97-10/9/03)  
 6 (11/24/00-10/9/03)  
 9 (10/24/74-11/17/78)  
 4 (two times)  
 4 (4/27/21)  
 12 (4/6/19)  
 P. Bondra (2/3/96)  
 B. Guerin (10/18/07)  
 8 (1/1/92)  
 8 (10/8/83)

**at NY Islanders**  
 WSH leads, 60-54-2-3  
 2 WSH wins (1/16/23-3/11/23)  
 3/11/23 (5-1)  
 4/28/22 (1-5)  
 11/27/01 (5-5)  
 1/16/23 (W, 4-3 OT)  
 8-5-3  
 7-3-0  
 10 (10/8/97-11/27/01)  
 9 (10/8/97-3/6/01)  
 19 (1/2/75-10/21/82)  
 13 (2/4/78-10/21/82)  
 5 (1/15/22)  
 6 (4/22/21)  
 Ovechkin (1/18/20)  
 M. Barzal (4/1/21)  
 7 (four times)  
 8 (four times)

New York Islanders

2022-23 WASHINGTON CAPITALS VS. NEW YORK ISLANDERS

CAPITALS WON SEASON SERIES 3-0-1 • NEW YORK 1-2-1

WASHINGTON	ISLANDERS	CAPITALS	ATTEND	GOALTENDERS	W. GOAL
MARCH 29, 2023	2	1	18,573	ILYA SOROKIN / DARCY KUEMPER	KYLE PALMIERI
APRIL 10, 2023	2	5	18,573	DARCY KUEMPER / ILYA SOROKIN	CRAIG SMITH
NEW YORK	ISLANDERS	CAPITALS	ATTEND	GOALTENDERS	W. GOAL
JAN. 16, 2023	3	4	16,344	DARCY KUEMPER / ILYA SOROKIN	DMITRY ORLOV
MARCH 11, 2023	1	5	17,255	DARCY KUEMPER / SEMYON VARLAMOV	T.J. OSHIE

CAPITALS	GP	G	A	P	+/-	PIM	PP	SH	GW	EN	S	%	ISLANDERS	GP	G	A	P	+/-	PIM	PP	SH	GW	EN	S	%
DYLAN STROME	4	3	1	4	6	0	0	0	0	0	6	50.0	PIERRE ENGVALL	3	2	0	2	-2	2	0	0	0	0	6	33.3
RASMUS SANDIN	3	1	3	4	4	0	0	0	0	0	3	33.3	HUDSON FASCHING	4	2	0	2	1	2	0	0	0	0	10	20.0
TOM WILSON	4	2	1	3	5	8	0	0	0	0	12	16.7	SEBASTIAN AHO	3	1	1	2	0	0	0	0	0	0	5	20.0
T.J. OSHIE	3	2	1	3	3	4	0	0	1	0	7	28.6	ALEXANDER ROMANOV	3	0	2	2	2	4	0	0	0	0	2	0.0
NICKLAS BACKSTROM	4	1	2	3	3	2	0	0	0	0	7	14.3	NOAH DOBSON	4	0	2	2	-2	0	0	0	0	0	9	0.0
CONOR SHEARY	4	1	1	2	5	0	0	0	0	0	8	12.5	CAL CLUTTERBUCK	4	0	2	2	2	0	0	0	0	0	1	0.0
ANTHONY MANTHA	3	1	1	2	2	0	0	0	0	0	7	14.3	CASEY CIZIKAS	4	1	0	1	0	2	0	0	0	0	8	12.5
CRAIG SMITH	3	1	1	2	2	2	0	0	1	0	4	25.0	MATT MARTIN	4	1	0	1	1	0	0	0	0	0	3	33.3
DMITRY ORLOV	1	1	1	2	2	0	0	0	1	0	1	100.0	ANTHONY BEAUVILLIER	1	0	1	1	-1	0	0	0	0	0	1	0.0
TREVOR VAN RIEMSDYK	3	0	2	2	3	0	0	0	0	0	4	0.0	BO HORVAT	3	0	1	1	-3	0	0	0	0	0	10	0.0
ALEX OVECHKIN	3	0	2	2	0	0	0	0	0	0	7	0.0	JEAN-GABRIEL PAGEAU	3	0	1	1	0	0	0	0	0	0	6	0.0
GARNET HATHAWAY	1	1	0	1	-1	0	0	0	0	0	3	33.3	BROCK NELSON	4	0	1	1	-5	0	0	0	0	0	6	0.0
NIC DOWD	3	1	0	1	1	0	0	0	0	0	3	33.3	JOSH BAILEY	2	0	1	1	-1	0	0	0	0	0	1	0.0
MARTIN FEHERVARY	4	0	1	1	1	0	0	0	0	0	4	0.0	SIMON HOLMSTROM	4	0	0	0	-4	0	0	0	0	0	2	0.0
SONNY MILANO	3	0	1	1	1	0	0	0	0	0	2	0.0	SAMUEL BOLDUC	2	0	0	0	-1	0	0	0	0	0	0	--
ERIK GUSTAFSSON	1	0	1	1	1	0	0	0	0	0	3	0.0	PARKER WOTHERSPOON	1	0	0	0	0	0	0	0	0	0	1	0.0
EVGENY KUZNETSOV	4	0	1	1	-3	2	0	0	0	0	6	0.0	MATHEW BARZAL	1	0	0	0	-1	0	0	0	0	0	1	0.0
MARCUS JOHANSSON	1	0	1	1	-1	0	0	0	0	0	0	--	RYAN PULOCK	4	0	0	0	-5	0	0	0	0	0	7	0.0
JOHN CARLSON	2	0	1	1	2	2	0	0	0	0	1	0.0	ADAM PELECH	3	0	0	0	-5	0	0	0	0	0	8	0.0
ALIAKSEI PROTAS	1	0	0	0	-2	0	0	0	0	0	3	0.0	SCOTT MAYFIELD	4	0	0	0	-4	2	0	0	0	0	7	0.0
JOE SNIVELY	1	0	0	0	2	0	0	0	0	0	0	--	ANDERS LEE	4	0	0	0	-4	2	0	0	0	0	9	0.0
ALEXANDER ALEXEYEV	3	0	0	0	-1	0	0	0	0	0	2	0.0	KYLE PALMIERI	3	0	0	0	-3	0	0	0	0	0	3	0.0
BECK MALENSTYN	1	0	0	0	0	0	0	0	0	0	1	0.0	ZACH PARISE	4	0	0	0	-3	2	0	0	0	0	11	0.0
NICOLAS AUBE-KUBEL	3	0	0	0	0	4	0	0	0	0	1	0.0													
MATT IRWIN	3	0	0	0	-2	0	0	0	0	0	10	0.0													
NICK JENSEN	4	0	0	0	4	0	0	0	0	0	8	0.0													
GOALTENDER	GP	MIN	GA	GAA	SO	W	L	OT	SA	SV%	GOALTENDER	GP	MIN	GA	GAA	SO	W	L	OT	SA	SV%				
DARCY KUEMPER	4	249	7	1.69	0	3	0	1	117	.949	ILYA SOROKIN	3	186	8	2.58	0	1	1	1	84	.905				
											SEMYON VARLAMOV	1	60	5	5.04	0	0	1	0	27	.815				

POWER PLAY: 0 - 5 (0%)

PENALTY KILLING: 10 - 10 (100%)

POWER PLAY: 0 - 10 (0%)

PENALTY KILLING: 5 - 5 (100%)

# New York Rangers

## CLUB INFORMATION

**Founded**.....1926-27  
**Home Arena**.....Madison Square Garden (18,006)  
**Stanley Cups**.....4 (most recent, 1994)  
**President and General Manager and Alternate Gov.**.....Chris Drury  
**Head Coach**.....Peter Laviolette  
**Associate Coach**.....Phil Housley  
**Assistant Coaches**.....Dan Muse, Michael Peca  
**Vice President, Communications**.....Ryan Nissan  
2022-23 Record .....47-22-13 (107 points)  
2022-23 Finish.....3rd, Metropolitan Division  
2022-23 Playoffs.....E. Conference First Round (def. by NJD, 4-3)

Madison Square Garden  
Two Pennsylvania Plaza  
New York, NY 10121  
212.465.6486  
Fax: 212.465.6494  
@NYRangers

## 2023-24 MEETINGS

Dec. 9 at Washington  
Dec. 27 at New York  
Jan. 13 at Washington  
Jan. 14 at New York



## ALL-TIME SERIES HISTORY

YEAR	TOTALS								HOME								AWAY							
	GP	W	L	T	OT	PTS	GF	GA	GP	W	L	T	OT	PTS	GF	GA	GP	W	L	T	OT	PTS	GF	GA
74-75	4	1	2	1	-	3	19	23	2	1	0	1	-	3	13	10	2	0	2	0	-	0	6	13
75-76	4	2	2	0	-	4	18	23	2	2	0	0	-	4	12	7	2	0	2	0	-	0	6	16
76-77	4	2	2	0	-	4	17	16	2	1	1	0	-	2	9	7	2	1	1	0	-	2	8	9
77-78	4	0	2	2	-	2	14	27	2	0	1	1	-	1	7	14	2	0	1	1	-	1	7	13
78-79	4	1	1	2	-	4	17	18	2	1	0	1	-	3	7	3	2	0	1	1	-	1	10	15
79-80	4	2	2	0	-	4	15	18	2	1	1	0	-	2	8	10	2	1	1	0	-	2	7	8
80-81	4	2	2	0	-	4	21	17	2	2	0	0	-	4	15	5	2	0	2	0	-	0	6	12
81-82	8	2	3	3	-	7	28	30	4	0	3	1	-	1	12	16	4	2	0	2	-	6	16	14
82-83	7	3	3	1	-	7	26	28	3	1	1	1	-	3	9	11	4	2	2	0	-	4	17	17
83-84	7	3	3	1	-	7	26	23	4	3	0	1	-	7	17	8	3	0	3	0	-	0	9	15
84-85	7	5	2	0	-	10	32	21	3	2	1	0	-	4	16	9	4	3	1	0	-	6	16	12
85-86	7	3	3	1	-	7	24	21	4	2	1	1	-	5	13	9	3	1	2	0	-	2	11	12
86-87	7	3	4	0	-	6	27	27	3	1	2	0	-	2	12	11	4	2	2	0	-	4	15	16
87-88	7	5	2	0	-	10	31	23	4	2	2	0	-	4	14	14	3	3	0	0	-	6	17	9
88-89	7	2	3	2	-	6	16	22	3	1	1	1	-	3	7	8	4	1	2	1	-	3	9	14
89-90	7	4	3	0	-	8	21	20	4	3	1	0	-	6	15	13	3	1	2	0	-	2	6	7
90-91	7	2	4	1	-	5	23	28	3	1	2	0	-	2	8	12	4	1	2	1	-	3	15	16
91-92	7	5	2	0	-	10	35	24	4	2	2	0	-	4	20	16	3	3	0	0	-	6	15	8
92-93	9	5	4	0	-	10	32	28	5	3	2	0	-	6	18	17	4	2	2	0	-	4	14	11
93-94	6	1	5	0	-	2	12	19	3	0	3	0	-	0	5	10	3	1	2	0	-	2	7	9
94-95	4	2	2	0	-	4	16	13	2	2	0	0	-	4	8	3	2	0	2	0	-	0	8	10
95-96	6	3	2	1	-	7	17	19	3	1	1	1	-	3	8	12	3	2	1	0	-	4	9	7
96-97	5	3	2	0	-	6	13	12	3	2	1	0	-	4	8	7	2	1	1	0	-	2	5	5
97-98	5	3	1	1	-	7	15	11	2	1	1	0	-	2	5	4	3	2	0	1	-	5	10	7
98-99	5	2	2	1	-	5	12	11	3	1	2	0	-	2	8	9	2	1	0	1	-	3	4	2
99-00	4	3	0	0	1	7	15	9	2	1	0	0	1	3	8	6	2	2	0	0	0	4	7	3
00-01	4	1	3	0	0	2	13	17	2	1	1	0	0	2	8	8	2	0	2	0	0	0	5	9
01-02	4	3	1	0	0	6	19	12	2	2	0	0	0	4	11	4	2	1	1	0	0	2	8	8
02-03	4	2	0	1	1	6	12	7	2	1	0	0	1	3	8	4	2	1	0	1	0	3	4	3
03-04	4	2	1	0	1	5	10	10	2	1	0	0	1	3	6	6	2	1	1	0	0	2	4	4
05-06	4	2	1	-	1	5	14	10	2	2	0	-	0	4	8	3	2	0	1	-	1	1	6	7
06-07	4	1	3	-	0	2	8	15	2	1	1	-	0	2	5	6	2	0	2	-	0	0	3	9
07-08	4	2	2	-	0	4	9	11	2	2	0	-	0	4	8	6	2	0	2	-	0	0	1	5
08-09	4	3	0	-	1	7	14	11	2	2	0	-	0	4	5	2	2	1	0	-	1	3	9	9
09-10	4	3	1	-	0	6	15	10	2	1	1	-	0	2	5	4	2	2	0	-	0	4	10	6
10-11	4	1	2	-	1	3	6	17	2	0	1	-	1	1	1	7	2	1	1	-	0	2	5	10
11-12	4	2	2	-	0	4	13	11	2	1	1	-	0	2	7	7	2	1	1	-	0	2	6	4
12-13	3	1	2	-	0	2	4	8	1	0	1	-	0	0	1	4	2	1	1	-	0	2	3	4
13-14	4	2	2	-	0	4	8	9	2	1	1	-	0	2	3	4	2	1	1	-	0	2	5	5
14-15	4	1	3	-	0	2	10	13	2	0	2	-	0	0	3	7	2	1	1	-	0	2	7	6
15-16	5	3	2	-	0	6	20	16	2	1	1	-	0	2	7	5	3	2	1	-	0	4	13	11
16-17	4	2	2	-	0	4	9	7	2	1	1	-	0	2	4	4	2	1	1	-	0	2	5	3
17-18	4	3	0	-	1	7	11	6	2	2	0	-	0	4	7	4	2	1	0	-	1	3	4	2
18-19	4	4	0	-	0	8	17	13	2	2	0	-	0	4	10	8	2	2	0	-	0	4	7	5
19-20	3	1	1	-	1	3	11	12	1	1	0	-	0	2	5	2	2	0	1	-	1	1	6	10
20-21	8	4	4	-	0	8	23	26	4	2	2	-	0	4	9	12	4	2	2	-	0	4	14	14
21-22	3	1	2	-	0	2	8	8	1	1	0	-	0	2	5	1	2	0	2	-	0	0	3	7
22-23	4	2	2	-	0	4	15	13	2	1	1	-	0	2	8	8	2	1	1	-	0	2	7	5
Totals	240	115	99	18	8	256	811	793	119	63	43	9	4	139	416	367	121	52	56	9	4	117	395	426

## SERIES INFORMATION

All-Time Series (W-L-T-OT)  
Current Streak  
Last Washington Win  
Last New York Win  
Last Tie  
Last Overtime Game  
Overtime Record  
Last 10 Games (W-L-OT)  
Longest Unbeaten Streak  
Longest Winning Streak  
Longest Winless Streak  
Longest Losing Streak  
Washington Shutouts (Last)  
New York Shutouts (Last)  
Last Washington Hat Trick  
Last New York Hat Trick  
Most Washington Goals  
Most New York Goals

**Overall**  
WSH leads, 115-99-18-8  
2 NYR wins (3/14/23-4/2/23)  
2/25/23 (6-3)  
4/2/23 (2-5)  
1/4/03 (2-2)  
3/5/20 (L, 5-6 OT)  
14-6-18  
5-5-0  
11 (2/28/18-10/18/19)  
7 (3/26/18-10/18/19)  
5 (two times)  
4 (three times)  
9 (12/27/22)  
10 (12/27/17)  
T. Oshie (5/5/21)  
M. Zibanejad (3/5/20)  
8 (four times)  
11 (two times)

**at Washington**  
WSH leads, 63-43-9-4  
1 NYR win (4/2/23)  
2/25/23 (6-3)  
4/2/23 (2-5)  
1/5/96 (4-4)  
2/24/19 (W, 6-5 OT)  
7-4-9  
7-3-0  
10 (3/9/01-11/11/06)  
6 (4/5/17-10/18/19)  
6 (11/7/81-1/1/83)  
3 (two times)  
6 (4/5/17)  
6 (10/16/13)  
J. Williams (1/17/16)  
M. Messier (12/13/91)  
8 (three times)  
11 (3/24/78)

**at NY Rangers**  
WSH trails, 52-56-9-4  
1 NYR win (3/14/23)  
2/27/23 (4-0)  
3/14/23 (3-5)  
1/4/03 (2-2)  
3/5/20 (L, 5-6 OT)  
7-4-9  
3-6-1  
7 (12/27/97-3/23/00)  
4 (4/1/87-3/16/88)  
7 (3/5/04-11/1/07)  
5 (two times)  
3 (12/27/22)  
4 (12/27/17)  
T. Oshie (5/5/21)  
M. Zibanejad (3/5/20)  
8 (3/16/88)  
11 (2/18/76)

# New York Rangers

2022-23 WASHINGTON CAPITALS VS. NEW YORK RANGERS  
CAPITALS TIED SEASON SERIES, 2-2-0 • NY RANGERS 2-2-0

WASHINGTON	RANGERS	CAPITALS	ATTEND	GOALTENDERS	W. GOAL
FEB. 25, 2023	3	6	18,573	DARCY KUEMPER / IGOR SHESTERKIN	SONNY MILANO
APRIL 2, 2023	5	2	18,573	IGOR SHESTERKIN / DARCY KUEMPER	KAAPO KAKKO
NEW YORK	RANGERS	CAPITALS	ATTEND	GOALTENDERS	W. GOAL
DEC. 27, 2022	0	4	18,006	DARCY KUEMPER / IGOR SHESTERKIN	MARCUS JOHANSSON
MARCH 14, 2023	5	3	17,476	IGOR SHESTERKIN / DARCY KUEMPER	JACOB TROUBA

CAPITALS	GP	G	A	P	+/-	PIM	PP	SH	GW	EN	S	%	RANGERS	GP	G	A	P	+/-	PIM	PP	SH	GW	EN	S	%
EVGENY KUZNETSOV	4	2	3	5	3	6	0	0	0	0	9	22.2	MIKA ZIBANEJAD	4	3	2	5	1	0	1	0	0	0	13	23.1
T.J. OSHIE	2	2	2	4	0	5	1	0	0	0	4	50.0	ARTEMI PANARIN	4	0	4	4	0	2	0	0	0	0	8	0.0
DYLAN STROME	4	1	3	4	1	2	0	0	0	0	6	16.7	VINCENT TROCHECK	4	0	4	4	-5	0	0	0	0	0	10	0.0
ERIK GUSTAFSSON	2	1	3	4	4	0	0	0	0	0	2	50.0	K'ANDRE MILLER	4	1	2	3	0	2	0	0	0	0	5	20.0
ALEX OVECHKIN	3	0	3	3	4	12	0	0	0	0	4	0.0	PATRICK KANE	2	1	2	3	-1	0	1	0	0	0	7	14.3
ALIAKSEI PROTAS	3	1	1	2	-1	2	0	0	0	0	5	20.0	KAAPO KAKKO	4	2	0	2	-1	0	0	0	1	0	7	28.6
NICOLAS AUBE-KUBEL	4	1	1	2	-1	2	0	0	0	0	5	20.0	JACOB TROUBA	4	1	1	2	3	0	0	0	1	0	8	12.5
CONOR SHEARY	4	1	1	2	2	4	0	1	0	1	6	16.7	VLADIMIR TARASENKO	3	1	1	2	1	0	0	0	0	0	7	14.3
TOM WILSON	3	1	1	2	0	13	0	0	0	0	6	16.7	CHRIS KREIDER	4	1	1	2	0	2	1	0	0	0	11	9.1
MATT IRWIN	4	1	1	2	-1	7	0	0	0	0	3	33.3	ADAM FOX	4	0	2	2	-4	4	0	0	0	0	1	0.0
TREVOR VAN RIEMSDYK	3	0	2	2	7	0	0	0	0	0	6	0.0	ALEXIS LAFRENIÈRE	4	1	0	1	0	0	0	0	0	0	7	14.3
JOHN CARLSON	1	0	2	2	0	0	0	0	0	0	2	0.0	JIMMY VESEY	4	1	0	1	-1	7	0	0	0	1	7	14.3
SONNY MILANO	3	1	0	1	1	0	0	0	1	0	4	25.0	BARCLAY GOODROW	4	1	0	1	-1	14	0	0	0	0	4	25.0
NIC DOWD	4	1	0	1	-1	0	0	0	0	0	5	20.0	FILIP CHYTIL	4	0	1	1	-2	2	0	0	0	0	12	0.0
MARCUS JOHANSSON	1	1	0	1	0	0	1	0	1	0	3	33.3	TYLER MOTTE	3	0	1	1	0	0	0	0	0	0	4	0.0
LARS ELLER	2	1	0	1	1	0	0	0	0	0	5	20.0	BRADEN SCHNEIDER	4	0	0	0	0	0	0	0	0	0	9	0.0
RASMUS SANDIN	2	0	1	1	-2	0	0	0	0	0	4	0.0	VITALI KRAVTSOV	1	0	0	0	-1	0	0	0	0	0	1	0.0
MARTIN FEHERVARY	3	0	1	1	1	5	0	0	0	0	4	0.0	JULIEN GAUTHIER	1	0	0	0	0	0	0	0	0	0	1	0.0
ANTHONY MANTHA	3	0	1	1	0	0	0	0	0	0	5	0.0	RYAN LINDGREN	2	0	0	0	0	2	0	0	0	0	1	0.0
NICKLAS BACKSTROM	3	0	1	1	-3	2	0	0	0	0	7	0.0	NIKO MIKKOLA	3	0	0	0	-3	9	0	0	0	0	2	0.0
JOE SNIVELY	1	0	0	0	1	0	0	0	0	0	0	--	BEN HARPUR	4	0	0	0	-2	0	0	0	0	0	2	0.0
ALEXANDER ALEXEYEV	3	0	0	0	-3	0	0	0	0	0	5	0.0	JONNY BRODZINSKI	1	0	0	0	0	0	0	0	0	0	1	0.0
GARNET HATHAWAY	1	0	0	0	0	2	0	0	0	0	2	0.0													
DYLAN MCILRATH	1	0	0	0	0	0	0	0	0	0	1	0.0													
NICK JENSEN	4	0	0	0	-1	2	0	0	0	0	6	0.0													
CRAIG SMITH	3	0	0	0	-1	0	0	0	0	0	7	0.0													
DMITRY ORLOV	1	0	0	0	2	2	0	0	0	0	0	--													

GOALTENDER	GP	MIN	GA	GAA	SO	W	L	OT	SA	SV%	GOALTENDER	GP	MIN	GA	GAA	SO	W	L	OT	SA	SV%
DARCY KUEMPER	4	238	12	3.03	1	2	2	0	127	.906	IGOR SHESTERKIN	4	218	13	3.58	0	2	2	0	110	.882
											JAROSLAV HALAK	1	20	1	3.01	0	0	0	0	5	.800

POWER PLAY: 2 - 11 (18.2%)  
PENALTY KILLING: 13 - 16 (81.3%)

POWER PLAY: 3 - 16 (18.8%)  
PENALTY KILLING: 9 - 11 (81.8%)

# Ottawa Senators

## CLUB INFORMATION

**Founded**.....1992-93  
**Home Arena**.....Canadian Tire Centre (18,652)  
**Stanley Cups**.....None  
**General Manager**.....Pierre Dorion  
**Head Coach**.....D.J. Smith  
**Associate Coach**.....Jack Capuano  
**Assistant Coaches**.....Davis Payne, Bob Jones, Ben Sexton  
**Senior Director of Communications**.....Brian Morris  
2022-23 Record.....39-35-8 (86 points)  
2022-23 Finish.....6th, Atlantic Division  
2022-23 Playoffs.....DNQ

Canadian Tire Centre  
1000 Palladium Drive  
Kanata, Ont. K2V 1A5  
613.599.0250  
Fax: 613.599.0358  
@Senators



## 2023-24 MEETINGS

Oct. 18 at Ottawa  
Feb. 26 at Washington  
April 7 at Washington

## ALL-TIME SERIES HISTORY

	TOTALS								HOME								AWAY								
YEAR	GP	W	L	T	OT	PTS	GF	GA	GP	W	L	T	OT	PTS	GF	GA	GP	W	L	T	OT	PTS	GF	GA	
92-93	4	4	0	0	-	8	21	13	2	2	0	0	-	4	11	5	2	2	0	0	-	4	10	8	
93-94	4	3	1	0	-	6	30	13	2	2	0	0	-	4	19	6	2	1	1	0	-	2	11	7	
94-95	3	1	0	2	-	4	8	7	2	1	0	1	-	3	3	2	1	0	0	1	-	1	5	5	
95-96	4	4	0	0	-	8	19	6	2	2	0	0	-	4	11	1	2	2	0	0	-	4	8	5	
96-97	4	0	4	0	-	0	3	17	2	0	2	0	-	0	2	8	2	0	2	0	-	0	1	9	
97-98	4	1	3	0	-	2	5	10	2	1	1	0	-	2	4	3	2	0	2	0	-	0	1	7	
98-99	4	1	3	0	-	2	13	15	2	0	2	0	-	0	4	8	2	1	1	0	-	2	9	7	
99-00	4	3	1	0	0	6	9	9	2	2	0	0	0	4	5	2	2	1	1	0	0	2	4	7	
00-01	4	2	1	1	0	5	16	12	2	1	0	1	0	3	7	6	2	1	1	0	0	2	9	6	
01-02	4	1	2	1	0	3	9	17	2	0	1	1	0	1	5	11	2	1	1	0	0	2	4	6	
02-03	4	1	3	0	0	2	8	18	2	0	2	0	0	0	3	11	2	1	1	0	0	2	5	7	
03-04	4	0	3	1	0	1	5	15	2	0	1	1	0	1	2	5	2	0	2	0	0	0	3	10	
05-06	4	1	3	-	0	2	5	15	2	0	2	-	0	0	3	8	2	1	1	-	0	2	2	7	
06-07	4	2	2	-	0	4	14	13	2	2	0	-	0	4	10	5	2	0	2	-	0	0	4	8	
07-08	4	4	0	-	0	8	22	12	2	2	0	-	0	4	10	5	2	2	0	-	0	4	12	7	
08-09	4	2	1	-	1	5	15	10	2	2	0	-	0	4	12	5	2	0	1	-	1	1	3	5	
09-10	4	1	1	-	2	4	17	17	2	1	0	-	1	3	9	7	2	0	1	-	1	1	8	10	
10-11	4	3	1	-	0	6	9	7	2	2	0	-	0	4	6	3	2	1	1	-	0	2	3	4	
11-12	4	3	1	-	0	6	12	11	2	2	0	-	0	4	5	3	2	1	1	-	0	2	7	8	
12-13	3	0	2	-	1	1	4	8	1	0	0	-	1	1	1	2	2	0	2	-	0	0	3	6	
13-14	3	0	3	-	0	0	5	11	2	0	2	-	0	0	4	8	1	0	1	-	0	0	1	3	
14-15	3	2	0	-	1	5	7	6	1	1	0	-	0	2	2	1	2	1	0	-	1	3	5	5	
15-16	3	3	0	-	0	6	13	4	2	2	0	-	0	4	9	2	1	1	0	-	0	2	4	2	
16-17	3	2	1	-	0	4	3	4	1	1	0	-	0	2	2	1	2	1	1	-	0	2	1	3	
17-18	3	3	0	-	0	6	12	8	2	2	0	-	0	4	8	4	1	1	0	-	0	2	4	4	
18-19	3	3	0	-	0	6	14	4	1	1	0	-	0	2	7	2	2	2	0	-	0	4	7	2	
19-20	2	2	0	-	0	4	11	4	1	1	0	-	0	2	6	1	1	1	0	-	0	2	5	3	
20-21	Teams did not meet in 2020-21																								
21-22	3	2	1	-	0	4	11	11	2	1	1	-	0	2	4	6	1	1	0	-	0	2	7	5	
22-23	3	1	1	-	1	3	8	11	1	0	0	-	1	1	3	4	2	1	1	-	0	2	5	7	
Totals	104	55	38	5	6	121	328	308	52	31	14	4	3	69	177	135	52	24	24	1	3	52	151	173	

## SERIES INFORMATION

	Overall	at Washington	at Ottawa
All-Time Series (W-L-T-OT)	WSH leads, 55-38-5-6	WSH leads, 31-14-4-3	WSH tied, 24-24-1-3
Current Streak	1 OTT win (12/29/22)	1 OTT win (12/29/22)	1 WSH win (12/22/22)
Last Washington Win	12/22/22 (3-2 OT)	1/22/22 (3-2 OT)	12/22/22 (3-2 OT)
Last Ottawa Win	12/29/22 (3-4 OT)	12/29/22 (3-4 OT)	10/20/22 (2-5)
Last Tie	2/17/04 (1-1)	2/17/04 (1-1)	2/23/95 (5-5)
Last Overtime Game	12/29/22 (L, 3-4 OT)	12/29/22 (L, 3-4 OT)	12/22/22 (W, 3-2 OT)
Overtime Record	6-5-5	4-2-4	2-3-1
Last 10 Games (W-L-OT)	7-2-1	8-1-1	8-2-0
Longest Unbeaten Streak	10 (10/5/17-1/22/22)	13 (11/6/06-4/25/13)	5 (10/5/17-10/25/21)
Longest Winning Streak	10 (10/5/17-1/22/22)	9 (12/22/14-1/22/22)	5 (10/5/17-10/25/21)
Longest Winless Streak	8 (4/3/03-3/12/06)	8 (11/13/01-3/12/04)	4 (three times)
Longest Losing Streak	6 (11/27/96-12/27/97)	3 (three times)	4 (two times)
Washington Shutouts (Last)	7 (12/22/18)	4 (4/5/02)	3 (12/22/18)
Ottawa Shutouts (Last)	8 (1/24/17)	3 (1/21/14)	5 (1/24/17)
Last Washington Hat Trick	T. Oshie (10/25/21)	A. Ovechkin (2/1/09)	T. Oshie (10/25/21)
Last Ottawa Hat Trick	D. Batherson (10/25/21)	D. Alfredsson (11/13/01)	D. Batherson (10/25/21)
Most Washington Goals	11 (12/17/93)	11 (12/17/93)	8 (two times)
Most Ottawa Goals	11 (11/13/01)	11 (11/13/01)	7 (3/2/06)

# Ottawa Senators

## 2022-23 WASHINGTON CAPITALS VS. OTTAWA SENATORS

CAPITALS LOST SEASON SERIES, 1-1-1 • OTTAWA 2-0-1

WASHINGTON	SENATORS	CAPITALS	ATTEND	GOALTENDERS	W. GOAL
DEC. 29, 2022	4	3	18,573	CAM TALBOT / DARCY KUEMPER	ALEX DEBRINCAT

OTTAWA	SENATORS	CAPITALS	ATTEND	GOALTENDERS	W. GOAL
OCT. 20, 2022	5	2	14,210	ANTON FORSBERG / DARCY KUEMPER	SHANE PINTO
DEC. 22, 2022	2	3	17,231	DARCY KUEMPER / CAM TALBOT	MARCUS JOHANSSON

CAPITALS	GP	G	A	P	+/-	PIM	PP	SH	GW	EN	S	%	SENATORS	GP	G	A	P	+/-	PIM	PP	SH	GW	EN	S	%
EVGENY KUZNETSOV	2	2	1	3	-3	2	1	0	0	0	6	33.3	ALEX DEBRINCAT	3	4	1	5	4	2	0	0	1	1	13	30.8
ALEX OVECHKIN	3	1	2	3	0	2	0	0	0	0	14	7.1	DRAKE BATHERSON	3	3	1	4	1	0	3	0	0	0	10	30.0
MARCUS JOHANSSON	3	1	1	2	0	0	0	0	1	0	6	16.7	SHANE PINTO	3	1	2	3	3	0	0	0	1	0	10	10.0
CONOR SHEARY	3	0	2	2	2	2	0	0	0	0	6	0.0	BRADY TKACHUK	3	0	3	3	-3	2	0	0	0	0	16	0.0
ERIK GUSTAFSSON	3	0	2	2	-1	0	0	0	0	0	6	0.0	CLAUDE GIROUX	3	0	3	3	1	2	0	0	0	0	4	0.0
NICK JENSEN	3	0	2	2	0	0	0	0	0	0	4	0.0	TIM STÜTZLE	3	1	1	2	-2	0	0	0	0	0	12	8.3
DMITRY ORLOV	3	0	2	2	0	0	0	0	0	0	3	0.0	TYLER MOTTE	2	1	1	2	2	0	0	0	0	1	7	14.3
JOHN CARLSON	2	0	2	2	-3	2	0	0	0	0	6	0.0	JAKE SANDERSON	3	1	0	1	2	2	0	0	0	0	2	50.0
DYLAN STROME	3	1	0	1	1	0	0	0	0	0	4	25.0	MATHIEU JOSEPH	1	0	1	1	2	0	0	0	0	0	1	0.0
SONNY MILANO	2	1	0	1	0	4	0	0	0	0	3	33.3	THOMAS CHABOT	3	0	1	1	1	0	0	0	0	0	8	0.0
ANTHONY MANTHA	3	1	0	1	-5	0	1	0	0	0	50	20.0	NICK HOLDEN	3	0	1	1	4	0	0	0	0	0	5	0.0
T.J. OSHIE	1	1	0	1	-2	4	1	0	0	0	20	50.0	ARTEM ZUB	1	0	0	0	0	0	0	0	0	0	1	0.0
GARNET HATHAWAY	3	0	1	1	-1	4	0	0	0	0	2	0.0	JACOB LUCCHINI	1	0	0	0	0	0	0	0	0	0	1	0.0
ALIAKSEI PROTAS	3	0	0	0	-2	0	0	0	0	0	1	0.0	JACOB BERNARD-DOCKER	1	0	0	0	-1	0	0	0	0	0	2	0.0
CONNOR MCMICHAEL	1	0	0	0	0	5	0	0	0	0	0	--	PARKER KELLY	3	0	0	0	0	7	0	0	0	0	6	0.0
JOE SNIVELY	1	0	0	0	0	0	0	0	0	0	2	0.0	MARK KASTELIC	3	0	0	0	0	0	0	0	0	0	2	0.0
ALEXANDER ALEXEYEV	1	0	0	0	0	0	0	0	0	0	0	--	ERIK BRANNSTROM	1	0	0	0	0	0	0	0	0	0	2	0.0
MARTIN FEHERVARY	1	0	0	0	0	0	0	0	0	0	3	0.0	JOSH NORRIS	1	0	0	0	1	0	0	0	0	0	3	0.0
NICOLAS AUBE-KUBEL	2	0	0	0	0	2	0	0	0	0	2	0.0	DYLAN GAMBRELL	2	0	0	0	-1	2	0	0	0	0	3	0.0
TREVOR VAN RIEMSDYK	3	0	0	0	-1	2	0	0	0	0	0	--	NIKITA ZAITSEV	1	0	0	0	0	0	0	0	0	0	0	--
MATT IRWIN	2	0	0	0	0	2	0	0	0	0	4	0.0	ROURKE CHARTIER	1	0	0	0	0	0	0	0	0	0	0	--
NIC DOWD	3	0	0	0	-1	0	0	0	0	0	6	0.0	DILLON HEATHERINGTON	2	0	0	0	-2	0	0	0	0	0	0	--
LARS ELLER	3	0	0	0	-1	0	0	0	0	0	2	0.0	AUSTIN WATSON	3	0	0	0	0	0	0	0	0	0	2	0.0
													TRAVIS HAMONIC	3	0	0	0	3	4	0	0	0	0	4	0.0
													DERICK BRASSARD	1	0	0	0	0	2	0	0	0	0	0	--

GOALTENDER	GP	MIN	GA	GAA	SO	W	L	OT	SA	SV%	GOALTENDER	GP	MIN	GA	GAA	SO	W	L	OT	SA	SV%
DARCY KUEMPER	3	182	9	2.97	0	1	1	1	112	.920	ANTON FORSBERG	1	60	2	2.00	0	1	0	0	24	.917
											CAM TALBOT	2	124	6	2.91	0	1	0	1	63	.905

POWER PLAY: 3 - 8 (37.5%)

PENALTY KILLING: 8 - 11 (72.7%)

POWER PLAY: 3 - 11 (27.3%)

PENALTY KILLING: 5 - 8 (62.5%)

# Philadelphia Flyers

CLUB INFORMATION

**Founded**.....1967-68  
**Home Arena**..... Wells Fargo Center (19,173)  
**Stanley Cups**..... 2 (most recent, 1975)  
**President of Hockey Operations/Alt. Gov.**..... Keith Jones  
**Head Coach**..... John Tortorella  
**Associate Coach**..... Brad Shaw  
**Assistant Coaches**..... Rocky Thompson, Darryl Williams  
**Vice President, Hockey Communications**..... Joe Sivilie  
2022-23 Record .....31-38-13 (75 points)  
2022-23 Finish..... 7th, Metropolitan Division  
2022-23 Playoffs.....DNQ

Wells Fargo Center  
3601 South Broad Street  
Philadelphia, PA 19148  
215.465.4500  
Fax: 215.218.7837  
@NHLFlyers



2023-24 MEETINGS

Dec. 14 at Philadelphia  
March 1 at Washington  
April 16 at Philadelphia

ALL-TIME SERIES HISTORY

TOTALS										HOME										AWAY									
YEAR	GP	W	L	T	OT	PTS	GF	GA		GP	W	L	T	OT	PTS	GF	GA			GP	W	L	T	OT	PTS	GF	GA		
74-75	4	0	4	0	-	0	5	21		2	0	2	0	-	0	3	11			2	0	2	0	-	0	2	10		
75-76	4	0	3	1	-	1	16	28		2	0	1	1	-	1	10	12			2	0	2	0	-	0	6	16		
76-77	4	0	2	2	-	2	13	23		2	0	0	2	-	2	9	9			2	0	2	0	-	0	4	14		
77-78	4	0	4	0	-	0	4	17		2	0	2	0	-	0	2	9			2	0	2	0	-	0	2	8		
78-79	4	0	3	1	-	1	12	21		2	0	1	1	-	1	6	9			2	0	2	0	-	0	6	12		
79-80	4	0	2	2	-	2	13	18		2	0	0	2	-	2	7	7			2	0	2	0	-	0	6	11		
80-81	4	2	2	0	-	4	14	15		2	0	2	0	-	0	3	13			2	2	0	0	-	4	11	2		
81-82	8	4	3	1	-	9	34	33		4	2	1	1	-	5	24	16			4	2	2	0	-	4	10	17		
82-83	7	4	3	0	-	8	23	22		4	2	2	0	-	4	13	13			3	2	1	0	-	4	10	9		
83-84	7	4	3	0	-	8	30	24		3	2	1	0	-	4	14	9			4	2	2	0	-	4	16	15		
84-85	7	1	5	1	-	3	26	31		4	1	3	0	-	2	14	13			3	0	2	1	-	1	12	18		
85-86	7	2	5	0	-	4	17	25		3	2	1	0	-	4	13	11			4	0	4	0	-	0	4	14		
86-87	7	1	5	1	-	3	13	28		4	1	3	0	-	2	7	16			3	0	2	1	-	1	6	12		
87-88	7	4	2	1	-	9	19	15		3	2	1	0	-	4	8	6			4	2	1	1	-	5	11	9		
88-89	7	4	3	0	-	8	21	19		4	3	1	0	-	6	15	10			3	1	2	0	-	2	6	9		
89-90	7	5	1	1	-	11	26	17		3	2	1	0	-	4	14	8			4	3	0	1	-	7	12	9		
90-91	7	5	1	1	-	11	28	14		4	3	0	1	-	7	18	6			3	2	1	0	-	4	10	8		
91-92	7	3	4	0	-	6	30	27		3	2	1	0	-	4	18	14			4	1	3	0	-	2	12	13		
92-93	7	1	5	1	-	3	21	32		3	0	2	1	-	1	7	12			4	1	3	0	-	2	14	20		
93-94	6	4	1	1	-	9	20	13		2	0	1	1	-	1	3	6			4	4	0	0	-	8	17	7		
94-95	4	0	3	1	-	1	8	14		2	0	1	1	-	1	3	5			2	0	2	0	-	0	5	9		
95-96	5	2	2	1	-	5	12	11		3	2	0	1	-	5	8	4			2	0	2	0	-	0	4	7		
96-97	6	2	3	1	-	5	16	19		3	1	2	0	-	2	8	9			3	1	1	1	-	3	8	10		
97-98	5	2	2	1	-	5	14	12		2	1	0	1	-	3	6	3			3	1	2	0	-	2	8	9		
98-99	4	0	4	0	-	0	3	11		2	0	2	0	-	0	1	5			2	0	2	0	-	0	2	6		
99-00	4	2	2	0	0	4	10	11		2	2	0	0	0	4	7	4			2	0	2	0	0	0	3	7		
00-01	4	2	1	1	0	5	14	11		2	2	0	0	0	4	10	5			2	0	1	1	0	1	4	6		
01-02	4	0	4	0	0	0	4	18		2	0	2	0	0	0	1	7			2	0	2	0	0	0	3	11		
02-03	4	2	2	0	0	4	8	7		2	2	0	0	0	4	6	2			2	0	2	0	0	0	2	5		
03-04	4	1	3	0	0	2	6	14		2	1	1	0	0	2	3	5			2	0	2	0	0	0	3	9		
05-06	4	1	3	-	0	2	9	19		2	1	1	-	0	2	4	6			2	0	2	-	0	0	5	13		
06-07	4	4	0	-	0	8	20	9		2	2	0	-	0	4	10	3			2	2	0	-	0	4	10	6		
07-08	4	2	2	-	0	4	14	15		2	0	2	-	0	0	6	9			2	2	0	-	0	4	8	6		
08-09	4	2	2	-	0	4	6	13		2	1	1	-	0	2	3	5			2	1	1	-	0	2	3	8		
09-10	4	3	0	-	1	7	22	13		2	2	0	-	0	4	9	5			2	1	0	-	1	3	13	8		
10-11	4	2	0	-	2	6	13	13		2	1	0	-	1	3	7	6			2	1	0	-	1	3	6	7		
11-12	4	1	2	-	1	3	7	9		2	0	2	-	0	0	1	6			2	1	0	-	1	3	6	3		
12-13	3	1	1	-	1	3	8	11		1	1	0	-	0	2	3	2			2	0	1	-	1	1	5	9		
13-14	5	2	2	-	1	5	21	20		2	1	0	-	1	3	8	9			3	1	2	-	0	2	13	11		
14-15	4	1	2	-	1	3	6	9		2	1	1	-	0	2	2	3			2	0	1	-	1	1	4	6		
15-16	4	2	0	-	2	6	12	9		2	1	0	-	1	3	6	6			2	1	0	-	1	3	6	3		
16-17	4	3	0	-	1	7	13	5		2	2	0	-	0	4	7	1			2	1	0	-	1	3	6	4		
17-18	4	1	2	-	1	3	11	19		2	1	0	-	1	3	6	5			2	0	2	-	0	0	5	14		
18-19	4	4	0	-	0	8	18	9		2	2	0	-	0	4	8	4			2	0	0	-	0	4	10	5		
19-20	4	1	3	-	0	2	7	16		2	0	2	-	0	0	4	12			2	1	1	-	0	2	3	4		
20-21	8	6	2	-	0	12	33	24		4	2	2	-	0	4	14	13			4	4	0	-	0	8	19	11		
21-22	4	2	2	-	0	4	16	9		2	1	1	-	0	2	10	4			2	1	1	-	0	2	6	5		
22-23	4	2	2	-	0	4	11	11		2	1	1	-	0	2	4	5			2	1	1	-	0	2	7	6		
Totals	239	97	112	19	11	224	727	803		117	53	47	13	4	123	373	363			122	44	65	6	7	101	354	440		

SERIES INFORMATION

All-Time Series (W-L-T-OT)  
Current Streak  
Last Washington Win  
Last Philadelphia Win  
Last Tie  
Last Overtime Game  
Overtime Record  
Last 10 Games (W-L-OT)  
Longest Unbeaten Streak  
Longest Winning Streak  
Longest Winless Streak  
Longest Losing Streak  
Washington Shutouts (Last)  
Philadelphia Shutouts (Last)  
Last Washington Hat Trick  
Last Philadelphia Hat Trick  
Most Washington Goals  
Most Philadelphia Goals

**Overall**  
WSH trails, 97-112-19-11  
2 PHI wins (1/11/23-1/14/23)  
12/7/22 (4-1)  
1/14/23 (1-3)  
10/29/00 (1-1)  
11/23/22 (W, 3-2 OT)  
11-8-20  
5-5-0  
10 (3/12/09-10/20/11)  
5 (two times)  
25 (11/9/74-12/20/80)  
6 (three times)  
11 (1/15/17)  
10 (3/4/12)  
J. Ward (11/1/13)  
T. Konecny (1/11/23)  
10 (11/21/81)  
11 (4/1/76)

**at Washington**  
WSH leads, 53-47-13-4  
1 PHI win (1/14/23)  
11/23/22 (3-2 OT)  
1/14/23 (1-3)  
10/31/97 (2-2)  
11/23/22 (W, 3-2 OT)  
8-3-10  
4-6-0  
8 (1/27/16-3/24/19)  
4 (three times)  
15 (12/26/74-10/14/81)  
3 (five times)  
7 (1/15/17)  
5 (3/4/12)  
P. Bondra (10/12/99)  
S. Laughton (2/7/21)  
10 (11/21/81)  
8 (1/4/81)

**at Philadelphia**  
WSH trails, 44-65-6-7  
1 PHI win (1/11/23)  
12/7/22 (4-1)  
1/11/23 (3-5)  
10/29/00 (1-1)  
11/13/19 (W, 2-1 SO)  
3-5-10  
7-3-0  
7 (3/12/09-3/22/12)  
5 (3/7/21-2/17/22)  
16 (3/5/98-2/10/06)  
12 (11/9/74-4/3/80)  
4 (11/1/13)  
5 (11/15/01)  
J. Ward (11/1/13)  
T. Konecny (1/11/23)  
8 (12/5/09)  
11 (4/1/76)

# Philadelphia Flyers

## 2022-23 WASHINGTON CAPITALS VS. PHILADELPHIA FLYERS

CAPITALS LOST SEASON SERIES, 2-2-0 • PHILADELPHIA 2-1-1

WASHINGTON	FLYERS	CAPITALS	ATTEND	GOALTENDERS	W. GOAL
NOV. 23, 2022	2	3	18,573	DARCY KUEMPER / FELIX SANDSTROM	ALEX OVECHKIN
JAN. 14, 2023	3	1	18,573	CARTER HART / DARCY KUEMPER	JAMES VAN RIEMSDYK
PHILADELPHIA	FLYERS	CAPITALS	ATTEND	GOALTENDERS	W. GOAL
DEC. 7, 2022	1	4	16,826	CHARLIE LINDGREN / CARTER HART	DYLAN STROME
JAN. 11, 2023	5	3	17,352	CARTER HART / DARCY KUEMPER	TRAVIS KONECNY

CAPITALS	GP	G	A	P	+/-	PIM	PP	SH	GW	EN	S	%	FLYERS	GP	G	A	P	+/-	PIM	PP	SH	GW	EN	S	%
ALEX OVECHKIN	4	4	1	5	2	2	0	0	1	0	23	17.4	SCOTT LAUGHTON	3	2	3	5	0	4	2	0	0	0	4	50.0
T.J. OSHIE	4	2	2	4	-1	6	1	0	0	0	14	14.3	TRAVIS KONECNY	3	3	1	4	-1	12	1	1	1	0	12	25.0
DYLAN STROME	3	1	2	3	1	0	0	0	1	0	3	33.3	OWEN TIPPETT	4	1	2	3	-2	2	0	0	0	0	11	9.1
EVGENY KUZNETSOV	4	0	3	3	0	4	0	0	0	0	11	0.0	JOEL FARABEE	4	0	3	3	-1	0	0	0	0	0	7	0.0
MARCUS JOHANSSON	4	2	0	2	1	2	1	0	0	0	6	33.3	TONY DEANGELO	4	0	3	3	-3	2	0	0	0	0	7	0.0
ERIK GUSTAFSSON	4	0	2	2	5	2	0	0	0	0	6	0.0	MORGAN FROST	4	1	1	2	0	0	0	0	0	0	8	12.5
JOHN CARLSON	2	0	2	2	3	0	0	0	0	0	9	0.0	KEVIN HAYES	4	1	1	2	-1	0	1	0	0	0	14	7.1
SONNY MILANO	4	1	0	1	0	2	0	0	0	0	6	16.7	JAMES VAN RIEMSDYK	3	1	1	2	-2	4	0	0	1	0	6	16.7
GARNET HATHAWAY	4	1	0	1	2	0	0	0	0	0	5	20.0	IVAN PROVOROV	4	0	2	2	-1	0	0	0	0	0	5	0.0
MARTIN FEHERVARY	3	0	1	1	0	0	0	0	0	0	4	0.0	WADE ALLISON	2	1	0	1	1	0	0	0	0	0	1	100.0
CONOR SHEARY	4	0	1	1	1	2	0	0	0	0	6	0.0	PATRICK BROWN	4	1	0	1	-1	0	0	0	0	0	4	25.0
ANTHONY MANTHA	3	0	1	1	-1	0	0	0	0	0	7	0.0	TRAVIS SANHEIM	4	0	1	1	-1	0	0	0	0	0	6	0.0
NIC DOWD	4	0	1	1	1	2	0	0	0	0	3	0.0	NICOLAS DESLAURIERS	4	0	1	1	0	0	0	0	0	0	5	0.0
NICK JENSEN	4	0	1	1	-1	0	0	0	0	0	5	0.0	JACKSON CATES	1	0	0	0	0	0	0	0	0	0	0	--
NICKLAS BACKSTROM	2	0	1	1	0	0	0	0	0	0	3	0.0	CAM YORK	2	0	0	0	1	0	0	0	0	0	2	0.0
ALIAKSEI PROTAS	2	0	0	0	0	0	0	0	0	0	1	0.0	NOAH CATES	4	0	0	0	0	0	0	0	0	0	4	0.0
ALEXANDER ALEXEYEV	2	0	0	0	-1	0	0	0	0	0	0	--	ZACK MACEWEN	4	0	0	0	-1	2	0	0	0	0	5	0.0
TREVOR VAN RIEMSDYK	4	0	0	0	0	0	0	0	0	0	2	0.0	TANNER LACZYNSKI	1	0	0	0	1	0	0	0	0	0	2	0.0
TOM WILSON	2	0	0	0	-2	6	0	0	0	0	1	0.0	KIEFFER BELLOWS	1	0	0	0	0	0	0	0	0	0	5	0.0
MATT IRWIN	3	0	0	0	-2	2	0	0	0	0	1	0.0	RASMUS RISTOLAINEN	4	0	0	0	0	0	0	0	0	0	1	0.0
DMITRY ORLOV	2	0	0	0	0	2	0	0	0	0	5	0.0	NICK SEELER	4	0	0	0	0	2	0	0	0	0	1	0.0
LARS ELLER	4	0	0	0	0	4	0	0	0	0	7	0.0	LUKAS SEDLAK	2	0	0	0	-1	4	0	0	0	0	3	0.0
													JUSTIN BRAUN	2	0	0	0	1	4	0	0	0	0	1	0.0

GOALTENDER	GP	MIN	GA	GAA	SO	W	L	OT	SA	SV%	GOALTENDER	GP	MIN	GA	GAA	SO	W	L	OT	SA	SV%
DARCY KUEMPER	3	177	9	3.04	0	1	2	0	83	.892	CARTER HART	3	178	6	2.02	0	2	1	0	94	.936
CHARLIE LINDGREN	1	60	1	1.01	0	1	0	0	30	.967	FELIX SANDSTROM	1	61	3	2.96	0	0	0	1	32	.906

POWER PLAY: 2 - 11 (18.2%)

PENALTY KILLING: 12 - 16 (75%)

POWER PLAY: 4 - 16 (25%)

PENALTY KILLING: 9 - 11 (81.8%)

# Pittsburgh Penguins

## CLUB INFORMATION

**Founded**.....1967-68  
**Home Arena**.....PPG Paints Arena (18,187)  
**Stanley Cups**.....5 (most recent, 2017)  
**President of Hockey Operations & GM**.....Kyle Dubas  
**Head Coach**.....Mike Sullivan  
**Associate Coach**.....Todd Reirden  
**Assistant Coaches**.....Mike Vellucci, Ty Hennes  
**Chief Communications Officer**.....Jennifer Bullano Ridgley  
**2022-23 Record**.....40-31-11 (91 points)  
**2022-23 Finish**.....5th, Metropolitan Division  
**2022-23 Playoffs**.....DNQ

PPG Paints Arena  
1001 Fifth Avenue  
Pittsburgh, PA 15219  
412.642.1300  
Fax: 412.255.1980  
@penguins

## 2023-24 MEETINGS

Oct. 13 at Washington  
Jan. 2 at Pittsburgh  
March 7 at Pittsburgh  
April 4 at Washington



## ALL-TIME SERIES HISTORY

TOTALS										HOME										AWAY									
YEAR	GP	W	L	T	OT	PTS	GF	GA		GP	W	L	T	OT	PTS	GF	GA			GP	W	L	T	OT	PTS	GF	GA		
74-75	6	1	5	0	-	2	13	36		3	1	2	0	-	2	10	13			3	0	3	0	-	0	3	23		
75-76	6	1	4	1	-	3	23	36		3	0	2	1	-	1	11	17			3	1	2	0	-	2	12	19		
76-77	6	4	1	1	-	9	22	16		3	2	0	1	-	5	12	8			3	2	1	0	-	4	10	8		
77-78	6	4	1	1	-	9	20	15		3	2	1	0	-	4	7	7			3	2	0	1	-	5	13	8		
78-79	8	3	4	1	-	7	28	32		4	2	2	0	-	4	17	18			4	1	2	1	-	3	11	14		
79-80	4	1	3	0	-	2	10	16		2	1	1	0	-	2	9	7			2	0	2	0	-	0	1	9		
80-81	4	1	2	1	-	3	14	18		2	0	2	0	-	0	7	13			2	1	0	1	-	3	7	5		
81-82	8	2	5	1	-	5	33	40		4	1	3	0	-	2	17	19			4	1	2	1	-	3	16	21		
82-83	7	5	1	1	-	11	36	23		4	3	0	1	-	7	22	13			3	2	1	0	-	4	14	10		
83-84	7	6	1	0	-	12	28	12		3	2	1	0	-	4	15	5			4	4	0	0	-	8	13	7		
84-85	7	6	0	1	-	13	44	20		4	4	0	0	-	8	29	9			3	2	0	1	-	5	15	11		
85-86	7	6	1	0	-	12	27	22		3	3	0	0	-	6	14	9			4	3	1	0	-	6	13	13		
86-87	7	3	4	0	-	6	26	30		4	3	1	0	-	6	15	13			3	0	3	0	-	0	11	17		
87-88	7	1	5	1	-	3	23	32		3	1	2	0	-	2	13	14			4	0	3	1	-	1	10	18		
88-89	7	3	4	0	-	6	35	31		4	2	2	0	-	4	19	13			3	1	2	0	-	2	16	18		
89-90	7	2	5	0	-	4	28	34		3	1	2	0	-	2	14	16			4	1	3	0	-	2	14	18		
90-91	7	2	4	1	-	5	26	29		4	1	2	1	-	3	19	22			3	1	2	0	-	2	7	7		
91-92	7	5	2	0	-	10	35	21		4	3	1	0	-	6	19	15			3	2	1	0	-	4	16	6		
92-93	7	1	5	1	-	3	22	32		4	1	2	1	-	3	11	14			3	0	3	0	-	0	11	18		
93-94	4	2	1	1	-	5	18	14		2	1	0	1	-	3	11	7			2	1	1	0	-	2	7	7		
94-95	4	2	2	0	-	4	11	10		2	1	1	0	-	2	8	6			2	1	1	0	-	2	3	4		
95-96	4	1	3	0	-	2	8	12		2	1	1	0	-	2	6	5			2	0	2	0	-	0	2	7		
96-97	4	1	3	0	-	2	11	14		2	1	1	0	-	2	7	7			2	0	2	0	-	0	4	7		
97-98	4	1	1	2	-	4	9	9		2	0	1	1	-	1	3	6			2	1	0	1	-	3	6	3		
98-99	4	2	2	0	-	4	12	17		2	2	0	0	-	4	9	7			2	0	2	0	-	0	3	10		
99-00	4	1	2	0	1	3	8	12		2	1	0	0	1	3	6	6			2	0	2	0	0	0	2	6		
00-01	4	2	2	0	0	4	13	14		2	1	1	0	0	2	7	8			2	1	1	0	0	2	6	6		
01-02	4	0	2	2	0	2	11	16		2	0	0	2	0	2	6	6			2	0	2	0	0	0	5	10		
02-03	4	3	1	0	0	6	13	8		2	2	0	0	0	4	7	4			2	1	1	0	0	2	6	4		
03-04	4	2	2	0	0	4	12	13		2	2	0	0	0	4	8	5			2	0	2	0	0	0	4	8		
05-06	4	1	3	-	0	2	14	22		2	1	1	-	0	2	9	9			2	0	2	-	0	0	5	13		
06-07	4	0	3	-	1	1	9	13		2	0	1	-	1	1	7	9			2	0	2	-	0	0	2	4		
07-08	4	1	2	-	1	3	11	15		2	0	2	-	0	0	3	6			2	1	0	-	1	3	8	9		
08-09	4	3	0	-	1	7	18	11		2	1	0	-	1	3	8	5			2	2	0	-	0	4	10	6		
09-10	4	4	0	-	0	8	20	13		2	2	0	-	0	4	8	7			2	2	0	-	0	4	12	6		
10-11	4	3	0	-	1	7	9	3		2	1	0	-	1	3	5	2			2	2	0	-	0	4	4	1		
11-12	4	2	1	-	1	5	8	8		2	1	1	-	0	2	2	2			2	1	0	-	1	3	6	6		
12-13	3	0	3	-	0	0	6	13		1	0	1	-	0	0	3	6			2	0	2	-	0	0	3	7		
13-14	4	0	4	-	0	0	5	13		2	0	2	-	0	0	2	7			2	0	2	-	0	0	3	6		
14-15	4	3	1	-	0	6	13	5		2	1	1	-	0	2	7	4			2	2	0	-	0	4	6	1		
15-16	5	2	2	-	1	5	13	16		3	1	1	-	1	3	7	9			2	1	1	-	0	2	6	7		
16-17	4	2	0	-	2	6	21	14		2	2	0	-	0	4	12	3			2	0	0	-	2	2	9	11		
17-18	4	2	2	-	0	4	13	12		2	1	1	-	0	2	6	4			2	1	1	-	0	2	7	8		
18-19	4	1	2	-	1	3	12	15		2	1	1	-	0	2	3	3			2	0	1	-	1	1	9	12		
19-20	3	2	1	-	0	4	13	9		2	1	1	-	0	2	8	7			1	1	0	-	0	2	5	2		
20-21	8	2	2	-	4	8	24	28		4	1	1	-	2	4	11	13			4	1	1	-	2	4	13	15		
21-22	4	3	1	-	0	6	18	11		2	1	1	-	0	2	8	5			2	2	0	-	0	4	10	6		
22-23	3	1	2	-	0	2	6	10		2	1	1	-	0	2	3	6			1	0	1	-	0	0	3	4		
Totals	243	106	107	16	14	242	852	864		124	61	47	9	7	138	470	418			119	45	60	7	7	104	382	446		

## SERIES INFORMATION

All-Time Series (W-L-T-OT)  
Current Streak  
Last Washington Win  
Last Pittsburgh Win  
Last Tie  
Last Overtime Game  
Overtime Record  
Last 10 Games (W-L-OT)  
Longest Unbeaten Streak  
Longest Winning Streak  
Longest Winless Streak  
Longest Losing Streak  
Washington Shutouts (Last)  
Pittsburgh Shutouts (Last)  
Last Washington Hat Trick  
Last Pittsburgh Hat Trick  
Most Washington Goals  
Most Pittsburgh Goals

### Overall

WSH trails, 106-107-16-14  
1 PIT win (3/25/23)  
1/26/23 (3-2 SO)  
3/25/23 (3-4)  
12/22/01 (4-4)  
1/26/23 (W, 3-2 SO)  
8-19-9  
5-4-1  
16 (10/25/83-11/20/85)  
9 (12/2/84-11/20/85)  
8 (two times)  
7 (2/3/13-3/11/14)  
9 (1/28/15)  
10 (5/1/21)  
A. Ovechkin (2/7/10)  
E. Malkin (1/16/17)  
9 (two times)  
12 (3/15/75)

### at Washington

WSH leads, 61-47-9-7  
1 WSH win (1/26/23)  
1/26/23 (3-2 SO)  
11/9/22 (1-4)  
12/22/01 (4-4)  
1/26/23 (W, 3-2 SO)  
4-9-6  
4-4-2  
9 (3/1/84-4/1/86)  
9 (3/1/84-4/1/86)  
4 (two times)  
3 (four times)  
5 (1/28/15)  
4 (5/21/21)  
A. Ovechkin (2/7/10)  
C. Kunitz (2/3/13)  
9 (two times)  
7 (eight times)

### at Pittsburgh

WSH trails, 45-60-7-7  
1 PIT win (3/25/23)  
4/9/22 (6-3)  
3/25/23 (3-4)  
2/4/98 (2-2)  
2/1/22 (W, 4-3 OT)  
4-10-3  
4-3-3  
11 (12/18/82-11/20/85)  
8 (1/21/08-10/13/11)  
9 (10/9/86-11/30/88)  
11 (12/18/82-11/20/85)  
4 (12/27/14)  
6 (3/11/14)  
R. Burridge (3/15/94)  
E. Malkin (1/16/17)  
8 (10/29/91)  
12 (3/15/75)

# Pittsburgh Penguins

2022-23 WASHINGTON CAPITALS VS. PITTSBURGH PENGUINS  
CAPITALS LOST SEASON SERIES, 1-2-0 • PITTSBURGH 2-0-1

WASHINGTON	PENGUINS	CAPITALS	ATTEND	GOALTENDERS	W. GOAL
NOV. 9, 2022	4	1	18,573	CASEY DESMITH / DARCY KUEMPER	BROCK MCGINN
JAN, 26, 2023	2	3	18,573	DARCY KUEMPER / CASEY DESMITH	NICKLAS BACKSTROM
PITTSBURGH	PENGUINS	CAPITALS	ATTEND	GOALTENDERS	W. GOAL
MARCH 25, 2023	4	3	18,456	CASEY DESMITH / DARCY KUEMPER	EVGENI MALKIN

CAPITALS	GP	G	A	P	+/-	PIM	PP	SH	GW	EN	S	%	PENGUINS	GP	G	A	P	+/-	PIM	PP	SH	GW	EN	S	%
MARCUS JOHANSSON	2	2	0	2	-1	0	0	0	0	0	5	40.0	JAKE GUENTZEL	3	2	2	4	3	0	1	0	0	1	12	16.7
ALEX OVECHKIN	3	2	0	2	-5	2	2	0	0	0	12	16.7	DANTON HEINEN	3	1	1	2	1	0	0	0	0	0	5	20.0
DYLAN STROME	3	1	1	2	-2	0	0	0	0	0	9	11.1	JASON ZUCKER	3	1	1	2	2	0	2	0	0	0	13	7.7
SONNY MILANO	2	0	2	2	0	0	0	0	0	0	2	0.0	EVGENI MALKIN	3	1	1	2	2	4	0	0	1	0	5	20.0
EVGENY KUZNETSOV	3	0	2	2	-2	2	0	0	0	0	8	0.0	RICKARD RAKELL	3	0	2	2	1	0	0	0	0	0	8	0.0
TOM WILSON	1	1	0	1	1	0	0	0	0	0	3	33.3	SIDNEY CROSBY	3	0	2	2	3	2	0	0	0	0	11	0.0
NICOLAS AUBE-KUBEL	3	0	1	1	0	2	0	0	0	0	1	0.0	RYAN POEHLING	3	1	0	1	2	2	0	0	0	0	3	33.3
CONOR SHEARY	3	0	1	1	0	2	0	0	0	0	6	0.0	CHAD RUHWEDEL	2	1	0	1	1	0	0	0	0	0	1	100.0
NICK JENSEN	3	0	1	1	0	0	0	0	0	0	4	0.0	BROCK MCGINN	2	1	0	1	-1	0	0	1	1	0	4	25.0
DMITRY ORLOV	1	0	1	1	0	0	0	0	0	0	2	0.0	BRYAN RUST	3	1	0	1	2	5	0	0	0	0	6	16.7
JOHN CARLSON	1	0	1	1	1	0	0	0	0	0	7	0.0	JEFF PETRY	2	1	0	1	3	0	0	0	0	0	3	33.3
NICKLAS BACKSTROM	2	0	1	1	0	2	0	0	0	0	4	0.0	DREW O'CONNOR	2	0	1	1	1	0	0	0	0	0	2	0.0
ALIAKSEI PROTAS	2	0	0	0	0	0	0	0	0	0	1	0.0	MARCUS PETTERSSON	2	0	1	1	2	0	0	0	0	0	9	0.0
RASMUS SANDIN	1	0	0	0	-1	5	0	0	0	0	0	--	MIKAEL GRANLUND	1	0	1	1	1	0	0	0	0	0	0	--
ALEXANDER ALEXEYEV	2	0	0	0	-1	0	0	0	0	0	1	0.0	BRIAN DUMOULIN	3	0	1	1	1	0	0	0	0	0	3	0.0
MARTIN FEHERVARY	3	0	0	0	-1	0	0	0	0	0	6	0.0	KRIS LETANG	3	0	1	1	1	6	0	0	0	0	7	0.0
GARNET HATHAWAY	2	0	0	0	-1	4	0	0	0	0	2	0.0	JEFF CARTER	3	0	1	1	-1	2	0	0	0	0	6	0.0
TREVOR VAN RIEMSDYK	3	0	0	0	-4	5	0	0	0	0	5	0.0	FILIP HALLANDER	1	0	0	0	0	0	0	0	0	0	0	--
ANTHONY MANTHA	3	0	0	0	-4	4	0	0	0	0	8	0.0	JAN RUTTA	1	0	0	0	0	2	0	0	0	0	0	--
ERIK GUSTAFSSON	2	0	0	0	-2	0	0	0	0	0	3	0.0	PIERRE-OLIVIER JOSEPH	3	0	0	0	0	2	0	0	0	0	2	0.0
MATT IRWIN	2	0	0	0	0	0	0	0	0	0	1	0.0	MARK FRIEDMAN	1	0	0	0	1	0	0	0	0	0	1	0.0
NIC DOWD	2	0	0	0	-1	0	0	0	0	0	1	0.0	TEDDY BLUEGER	1	0	0	0	-1	2	0	0	0	0	2	0.0
CRAIG SMITH	1	0	0	0	-1	0	0	0	0	0	2	0.0	JOSH ARCHIBALD	2	0	0	0	0	7	0	0	0	0	2	0.0
LARS ELLER	2	0	0	0	-1	0	0	0	0	0	6	0.0	TAYLOR FEDUN	1	0	0	0	1	0	0	0	0	0	0	--
T.J. OSHIE	2	0	0	0	-2	2	0	0	0	0	5	0.0													

GOALTENDERS	GP	MIN	GA	GAA	SO	W	L	OT	SA	SV%	GOALTENDERS	GP	MIN	GA	GAA	SO	W	L	OT	SA	SV%
DARCY KUEMPER	3	184	9	2.94	0	1	2	0	104	.913	CASEY DESMITH	3	185	6	1.95	0	2	0	1	104	.942

POWER PLAY: 2 - 10 (20%)  
PENALTY KILLING: 7 - 8 (87.5%)

POWER PLAY: 1 - 8 (12.5%)  
PENALTY KILLING: 8 - 10 (80%)

# San Jose Sharks

## CLUB INFORMATION

**Founded**.....1991-92  
**Home Arena**.....SAP Center at San Jose (17,562)  
**Stanley Cups**.....None  
**General Manager**.....Mike Grier  
**Head Coach**.....David Quinn  
**Assistant Coach**.....Scott Gordon, Ryan Warsofsky, Brian Wiseman  
**Vice President, Communications**.....Scott Emmert  
 2022-23 Record ..... 22-44-16 (60 points)  
 2022-23 Finish..... 7th, Pacific Division  
 2022-23 Playoffs.....DNQ

SAP Center at San Jose  
 525 West Santa Clara Street  
 San Jose, CA 95113  
 408.287.7070  
 Fax: 408.999.5797  
 @SanJoseSharks



## 2023-24 MEETINGS

Oct. 29 at Washington  
 Nov. 27 at San Jose

## ALL-TIME SERIES HISTORY

TOTALS									HOME									AWAY								
YEAR	GP	W	L	T	OT	PTS	GF	GA	GP	W	L	T	OT	PTS	GF	GA	GP	W	L	T	OT	PTS	GF	GA		
91-92	2	2	0	0	-	4	10	4	1	1	0	0	-	2	6	2	1	1	0	0	-	2	4	2		
92-93	2	2	0	0	-	4	9	6	1	1	0	0	-	2	5	3	1	1	0	0	-	2	4	3		
93-94	2	1	1	0	-	2	5	4	1	0	1	0	-	0	1	2	1	1	0	0	-	2	4	2		
94-95	Teams did not meet in 1994-95																									
95-96	2	1	1	0	-	2	6	7	1	1	0	0	-	2	3	2	1	0	1	0	-	0	3	5		
96-97	2	1	1	0	-	2	5	5	1	1	0	0	-	2	3	2	1	0	1	0	-	0	2	3		
97-98	2	0	1	1	-	1	5	8	1	0	1	0	-	0	2	5	1	0	0	1	-	1	3	3		
98-99	2	1	1	0	-	2	4	3	1	1	0	0	-	2	3	1	1	0	1	0	-	0	1	2		
99-00	2	0	2	0	0	0	3	5	1	0	1	0	0	0	2	3	1	0	1	0	0	0	1	2		
00-01	1	0	1	0	0	0	3	5	1	0	1	0	0	0	3	5	0	0	0	0	0	0	0	0		
01-02	2	0	2	0	0	0	6	10	1	0	1	0	0	0	2	5	1	0	1	0	0	0	4	5		
02-03	2	0	2	0	0	0	2	5	1	0	1	0	0	0	2	3	1	0	1	0	0	0	0	2		
03-04	1	0	1	0	0	0	2	3	1	0	1	0	0	0	2	3	0	0	0	0	0	0	0	0		
05-06	1	0	1	-	0	0	1	4	0	0	0	-	0	0	0	0	1	0	1	-	0	0	1	4		
06-07	1	0	0	-	1	1	2	2	1	0	0	-	1	1	2	2	0	0	0	-	0	0	0	0		
07-08	Teams did not meet in 2007-08																									
08-09	1	0	1	-	0	0	2	7	0	0	0	-	0	0	0	0	1	0	1	-	0	0	2	7		
09-10	2	1	1	-	0	2	6	6	1	1	0	-	0	2	4	1	1	0	1	-	0	0	2	5		
10-11	2	0	2	-	0	0	2	5	1	0	1	-	0	0	0	2	1	0	1	-	0	0	2	3		
11-12	2	0	2	-	0	0	5	10	1	0	1	-	0	0	3	5	1	0	1	-	0	0	2	5		
12-13	Teams did not meet in 2012-13																									
13-14	2	1	0	-	1	3	3	3	1	0	0	-	1	1	1	1	1	1	0	-	0	2	2	2		
14-15	2	1	0	-	1	3	10	9	1	0	0	-	1	1	5	5	1	1	0	-	0	2	5	4		
15-16	2	0	2	-	0	0	2	10	1	0	1	-	0	0	0	5	1	0	1	-	0	0	2	5		
16-17	2	0	2	-	0	0	2	7	1	0	1	-	0	0	0	3	1	0	1	-	0	0	2	4		
17-18	2	2	0	-	0	4	6	1	1	1	0	-	-	2	4	1	1	1	0	-	0	2	2	0		
18-19	2	1	0	-	1	3	11	8	1	0	0	-	1	1	6	7	1	1	0	-	0	2	5	1		
19-20	2	2	0	-	0	4	10	6	1	1	0	-	0	2	5	4	1	1	0	-	0	2	5	2		
20-21	Teams did not meet in 2020-21																									
21-22	2	1	1	-	0	2	5	4	1	0	1	-	0	0	1	4	1	1	0	-	0	2	4	0		
22-23	2	1	1	-	0	2	9	7	1	0	1	-	0	0	1	4	1	1	0	-	0	2	8	3		
Totals	49	18	26	1	4	41	136	154	25	8	13	0	4	20	66	80	24	10	13	1	0	21	70	74		

## SERIES INFORMATION

	Overall	at Washington	at San Jose
All-Time Series (W-L-T-OT)	WSH trails, 18-26-1-4	WSH trails, 8-13-0-4	WSH trails, 10-13-1-0
Current Streak	1 WSH win (3/4/23)	2 SJS wins (1/26/22-2/12/23)	5 WSH wins (3/10/18-3/4/23)
Last Washington Win	3/4/23 (8-3)	1/5/20 (5-4 OT)	3/4/23 (8-3)
Last San Jose Win	2/12/23 (1-4)	2/12/23 (1-4)	3/9/17 (2-4)
Last Tie	12/10/97 (3-3)	None	12/10/97 (3-3)
Last Overtime Game	1/5/20 (W, 5-4 OT)	1/5/20 (W, 5-4 OT)	2/11/15 (W, 5-4 OT)
Overtime Record	3-4-1	1-4-0	2-0-1
Last 10 Games (W-L-T-OT)	7-2-1	2-5-3	7-3-0
Longest Unbeaten Streak	7 (12/4/17-11/20/21)	3 (12/4/17-1/5/20)	5 (3/10/18-3/4/23)
Longest Winning Streak	5 (2/9/92-10/30/93)	2 (two times)	5 (3/10/18-3/4/23)
Longest Winless Streak	11 (10/16/99-11/22/08)	6 (two times)	12 (12/2/95-1/7/12)
Longest Losing Streak	9 (10/16/99-12/16/05)	5 (10/16/99-11/8/03)	9 (12/12/98-1/7/12)
Washington Shutouts (Last)	2 (11/20/21)	None	2 (11/20/21)
San Jose Shutouts (Last)	4 (11/8/16)	3 (11/8/16)	1 (12/14/02)
Last Washington Hat Trick	A. Ovechkin (1/22/19)	A. Ovechkin (1/22/19)	None
Last San Jose Hat Trick	E. Kane (1/5/20)	E. Kane (1/5/20)	None
Most Washington Goals	8 (3/4/23)	6 (two times)	8 (3/4/23)
Most San Jose Goals	7 (two times)	7 (1/22/19)	7 (11/22/08)

# San Jose Sharks

## 2022-23 WASHINGTON CAPITALS VS. SAN JOSE SHARKS

CAPITALS TIED SEASON SERIES, 1-1-0 • SAN JOSE 1-1-0

WASHINGTON	SHARKS	CAPITALS	ATTEND	GOALTENDERS	W. GOAL
FEB. 12, 2023	4	1	18,573	KAAPO KAHKONEN / CHARLIE LINDGREN	ALEXANDER BARABANOV

SAN JOSE	SHARKS	CAPITALS	ATTEND	GOALTENDERS	W. GOAL
MARCH 4, 2023	3	8	17,562	DARCY KUEMPER / KAAPPO KAHKONEN	CRAIG SMITH

CAPITALS	GP	G	A	P	+/-	PIM	PP	SH	GW	EN	S	%	SHARKS	GP	G	A	P	+/-	PIM	PP	SH	GW	EN	S	%
ALEX OVECHKIN	2	2	1	3	0	2	0	0	0	0	5	40.0	ERIK KARLSSON	2	1	4	5	0	0	0	0	0	0	7	14.3
DYLAN STROME	2	1	2	3	4	2	0	0	0	0	3	33.3	ALEXANDER BARABANOV	2	2	1	3	1	0	1	0	1	0	6	33.3
RASMUS SANDIN	1	0	3	3	1	0	0	0	0	0	0	--	TOMAS HERTL	2	2	1	3	-2	2	1	0	0	0	7	28.6
CRAIG SMITH	1	2	0	2	3	0	0	0	1	0	3	66.7	LOGAN COUTURE	2	0	2	2	2	0	0	0	0	0	4	0.0
NICOLAS AUBE-KUBEL	2	1	1	2	2	2	0	0	0	0	6	16.7	NICO STURM	2	1	0	1	-1	0	0	0	0	0	7	14.3
GABRIEL CARLSSON	1	0	2	2	3	0	0	0	0	0	1	0.0	EVGENY SVECHNIKOV	2	1	0	1	0	0	0	0	0	0	2	0.0
SONNY MILANO	2	0	2	2	3	2	0	0	0	0	2	0.0	WILLIAM EKLUND	1	0	1	1	-3	0	0	0	0	0	4	0.0
EVGENY KUZNETSOV	2	1	0	1	-1	0	0	0	0	0	4	25.0	JONAH GADJOVICH	1	0	1	1	1	0	0	0	0	0	0	--
MATT IRWIN	2	1	0	1	3	0	0	0	0	0	2	50.0	NOAH GREGOR	2	0	1	1	-1	0	0	0	0	0	7	0.0
T.J. OSHIE	2	1	0	1	0	0	1	0	0	0	4	25.0	ANDREAS JOHNSON	1	0	1	1	1	0	0	0	0	0	1	0.0
VINCENT IORIO	1	0	1	1	2	0	0	0	0	0	1	0.0	NICK BONINO	1	0	1	1	1	0	0	0	0	0	0	--
TREVOR VAN RIEMSDYK	2	0	1	1	-1	0	0	0	0	0	6	0.0	FABIAN ZETTERLUND	1	0	0	0	-3	0	0	0	0	0	1	0.0
CONOR SHEARY	2	0	1	1	1	0	0	0	0	0	6	0.0	RADIM SIMEK	1	0	0	0	-1	0	0	0	0	0	2	0.0
ERIK GUSTAFSSON	1	0	1	1	-1	0	0	0	0	0	2	0.0	MARIO FERRARO	2	0	0	0	1	0	0	0	0	0	5	0.0
TOM WILSON	1	0	1	1	0	0	0	0	0	0	0	--	MICHAEL EYSSIMONT	1	0	0	0	0	2	0	0	0	0	4	0.0
NIC DOWD	1	0	1	1	1	4	0	0	0	0	0	--	JACOB MACDONALD	2	0	0	0	0	0	0	0	0	0	5	0.0
ALIAKSEI PROTAS	1	0	0	0	-1	2	0	0	0	0	1	0.0	STEVEN LORENTZ	2	0	0	0	-2	0	0	0	0	0	2	0.0
ALEXANDER ALEXEYEV	1	0	0	0	1	0	0	0	0	0	0	--	TIMO MEIER	1	0	0	0	1	0	0	0	0	0	5	0.0
MARTIN FEHERVARY	1	0	0	0	0	0	0	0	0	0	0	--	KEVIN LABANC	1	0	0	0	-2	2	0	0	0	0	1	0.0
GARNET HATHAWAY	1	0	0	0	-1	2	0	0	0	0	0	--	OSKAR LINDBLOM	2	0	0	0	-2	4	0	0	0	0	3	0.0
ANTHONY MANTHA	1	0	0	0	-1	0	0	0	0	0	1	0.0	MATT BENNING	2	0	0	0	-3	0	0	0	0	0	0	--
NICK JENSEN	1	0	0	0	0	0	0	0	0	0	1	0.0	SCOTT HARRINGTON	1	0	0	0	0	2	0	0	0	0	0	--
DMITRY ORLOV	1	0	0	0	-1	0	0	0	0	0	0	--	MARC-EDOUARD VLASIC	2	0	0	0	-3	0	0	0	0	0	1	0.0
MARCUS JOHANSSON	1	0	0	0	-1	0	0	0	0	0	2	0.0													
LARS ELLER	1	0	0	0	-1	0	0	0	0	0	0	--													
NICKLAS BACKSTROM	2	0	0	0	-1	0	0	0	0	0	1	0.0													

GOALTENDER	GP	MIN	GA	GAA	SO	W	L	OT	SA	SV%	GOALTENDER	GP	MIN	GA	GAA	SO	W	L	OT	SA	SV%
DARCY KUEMPER	1	60	3	3.00	0	1	0	0	41	.927	KAAPO KAHKONEN	2	97	9	5.56	0	1	1	0	43	.791
CHARLIE LINDGREN	1	59	3	3.07	0	0	1	0	32	.906	AARON DELL	1	23	0	0.00	0	0	0	0	8	1.000

POWER PLAY: 1 - 6 (16.7%)

PENALTY KILLING: 6 - 8 (75%)

POWER PLAY: 2 - 8 (25%)

PENALTY KILLING: 5 - 6 (83.3%)

# Seattle Kraken

## CLUB INFORMATION

**Founded** ..... **2021-22**  
**Home Arena** ..... **Climate Pledge Arena (17,100)**  
**Stanley Cups** ..... **None**  
**Executive Vice President, General Manager** ..... **Ron Francis**  
**Head Coach** ..... **Dave Hakstol**  
**Assistant Coaches** ..... **Jay Leach, Dave Lowry, Paul McFarland**  
**CMO and Senior Vice President, Communications** ..... **Katie Townsend**  
**2022-23 Record** ..... **46-28-8 (100 points)**  
**2022-23 Finish** ..... **4th, Pacific Division**  
**2022-23 Playoffs** ..... **W. Conference Second Round (def. by DAL, 4-3)**

Climate Pledge Arena  
305 Harrison Street  
Seattle, WA 98109  
206.460.7825  
@SeattleKraken



## 2023-24 MEETINGS

Jan. 11 at Washington  
March 14 at Seattle

## ALL-TIME SERIES HISTORY

TOTALS										HOME										AWAY									
YEAR	GP	W	L	T	OT	PTS	GF	GA		GP	W	L	T	OT	PTS	GF	GA			GP	W	L	T	OT	PTS	GF	GA		
21-22	2	1	1	-	-	2	7	7		1	1	0	-	-	2	5	2			1	0	1	-	-	0	2	5		
22-23	2	1	0	-	1	3	6	4		1	1	0	-	0	2	4	1			1	0	0	-	1	1	2	3		
Totals	4	2	1	-	1	5	13	11		2	2	0	-	-	4	9	3			2	0	1	-	1	1	4	8		

## SERIES INFORMATION

	Overall	at Washington	at Seattle
All-Time Series (W-L-T-OT)	WSH leads, 2-1-0-1	WSH leads, 2-0-0-0	WSH trails, 0-1-0-1
Current Streak	1 WSH win (12/9/22)	2 WSH wins (3/5/22-12/9/22)	2 SEA wins (11/21/21-12/1/22)
Last Washington Win	12/9/22 (4-1)	12/9/22 (4-1)	None
Last Seattle Win	12/1/22 (2-3 OT)	None	12/1/22 (2-3 OT)
Last Tie	None	None	None
Last Overtime Game	12/1/22 (L, 2-3 OT)	None	12/1/22 (L, 2-3 OT)
Overtime Record	0-0-0	0-0-0	0-0-0
Last 10 Games (W-L-OT)	2-1-1	2-0-0	0-1-1
Longest Unbeaten Streak	1 (3/5/22)	1 (3/5/22)	None
Longest Winning Streak	1 (two times)	2 (3/5/22-12/9/22)	None
Longest Winless Streak	1 (two times)	None	2 (11/21/21-12/1/22)
Longest Losing Streak	1 (two times)	None	2 (11/21/21-12/1/22)
Washington Shutouts (Last)	None	None	None
Seattle Shutouts (Last)	None	None	None
Last Washington Hat Trick	None	None	None
Seattle Hat Trick	None	None	None
Most Washington Goals	5 (3/5/22)	5 (3/5/22)	2 (two times)
Most Seattle Goals	5 (11/21/21)	2 (3/5/22)	5 (11/21/21)

# Seattle Kraken

## 2022-23 WASHINGTON CAPITALS VS. SEATTLE KRAKEN

CAPITALS WON SEASON SERIES, 1-0-1 • SEATTLE 1-1-0

WASHINGTON	KRAKEN	CAPITALS	ATTEND	GOALTENDERS	W. GOAL
DEC. 9, 2022	1	4	18,573	CHARLIE LINDGREN / PHILIPP GRUBAUER	MARCUS JOHANSSON

SEATTLE	KRAKEN	CAPITALS	ATTEND	GOALTENDERS	W. GOAL
DEC. 1, 2022	3	2	17,151	PHILIPP GRUBAUER / DARCY KUEMPER	MATTY BENIERS

CAPITALS	GP	G	A	P	+/-	PIM	PP	SH	GW	EN	S	%	KRAKEN	GP	G	A	P	+/-	PIM	PP	SH	GW	EN	S	%
ALEX OVECHKIN	2	1	3	4	1	0	0	0	0	1	14	7.1	VINCE DUNN	2	0	2	2	1	0	0	0	0	0	4	0.0
CONOR SHEARY	2	1	1	2	1	0	1	0	0	0	10	10.0	ANDRE BURAKOVSKY	2	0	2	2	-1	0	0	0	0	0	3	0.0
ANTHONY MANTHA	2	1	1	2	1	0	0	0	0	0	3	33.3	MATTY BENIERS	2	1	0	1	-1	2	0	0	1	0	3	33.3
MARCUS JOHANSSON	2	1	1	2	1	0	1	0	1	0	3	33.3	YANNI GOURDE	2	1	0	1	0	9	0	0	0	0	2	50.0
MARTIN FEHERVARY	1	1	0	1	1	0	0	0	0	0	2	50.0	ADAM LARSSON	2	1	0	1	0	2	0	0	0	0	4	25.0
LARS ELLER	2	1	0	1	0	0	0	0	0	1	3	33.3	JADEN SCHWARTZ	1	1	0	1	0	2	1	0	0	0	2	50.0
ALEXANDER ALEXEYEV	1	0	1	1	1	0	0	0	0	0	0	--	KARSON KUHLMAN	2	0	1	1	1	0	0	0	0	0	0	--
SONNY MILANO	2	0	1	1	0	2	0	0	0	0	1	0.0	MORGAN GEEKIE	1	0	1	1	1	0	0	0	0	0	2	0.0
EVGENY KUZNETSOV	2	0	1	1	1	2	0	0	0	0	5	0.0	DANIEL SPRONG	2	0	1	1	1	0	0	0	0	0	5	0.0
MATT IRWIN	2	0	1	1	2	0	0	0	0	0	3	0.0	BRANDON TANEV	2	0	0	0	-1	0	0	0	0	0	4	0.0
JOHN CARLSON	2	0	1	1	-1	0	0	0	0	0	2	0.0	WILL BORGEN	2	0	0	0	0	0	0	0	0	0	2	0.0
ALIAKSEI PROTAS	2	0	0	0	0	0	0	0	0	0	4	0.0	RYAN DONATO	2	0	0	0	-2	0	0	0	0	0	2	0.0
DYLAN STROME	2	0	0	0	0	2	0	0	0	0	3	0.0	JARED MCCANN	2	0	0	0	-2	0	0	0	0	0	3	0.0
GARNET HATHAWAY	2	0	0	0	0	0	0	0	0	0	1	0.0	ALEX WENNBERG	2	0	0	0	-1	0	0	0	0	0	1	0.0
TREVOR VAN RIEMSDYK	2	0	0	0	-1	0	0	0	0	0	0	--	OLIVER BJORKSTRAND	2	0	0	0	0	0	0	0	0	0	2	0.0
ERIK GUSTAFSSON	2	0	0	0	0	0	0	0	0	0	2	0.0	CARSON SOUCY	2	0	0	0	-1	0	0	0	0	0	2	0.0
NIC DOWD	2	0	0	0	0	0	0	0	0	0	1	0.0	JAMIE OLEKSIK	2	0	0	0	-1	15	0	0	0	0	1	0.0
NICK JENSEN	2	0	0	0	1	0	0	0	0	0	1	0.0	JUSTIN SCHULTZ	2	0	0	0	-1	0	0	0	0	0	6	0.0
T.J. OSHIE	2	0	0	0	-1	5	0	0	0	0	3	0.0	JORDAN EBERLE	2	0	0	0	-2	2	0	0	0	0	3	0.0

GOALTENDER	GP	MIN	GA	GAA	SO	W	L	OT	SA	SV%	GOALTENDER	GP	MIN	GA	GAA	SO	W	L	OT	SA	SV%
CHARLIE LINDGREN	1	60	1	1.00	0	1	0	0	26	.962	PHILIPP GRUBAUER	2	119	4	2.02	0	1	1	0	59	.932
DARCY KUEMPER	1	60	3	2.99	0	0	0	1	25	.880											

POWER PLAY: 2 - 8 (25%)

PENALTY KILLING: 3 - 4 (75%)

POWER PLAY: 1 - 4 (25%)

PENALTY KILLING: 6 - 8 (75%)

St. Louis Blues

CLUB INFORMATION

**Founded**.....1967-68  
**Home Arena**.....Enterprise Center (18,096)  
**Stanley Cups**.....1 (2019)  
**President of Hockey Operations, General Manager/Alt. Gov.**.....Doug Armstrong  
**Head Coach**.....Craig Berube  
**Assistant Coaches**.....Steve Ott, Mike Weber  
**Vice President, Chief Communications Officer**.....Roger Hacker  
**2022-23 Record**.....37-38-7 (81 points)  
**2022-23 Finish**.....6th, Central Division  
**2022-23 Playoffs**.....DNQ

Enterprise Center  
1401 Clark Ave. at Brett  
Hull Way  
St. Louis, MO 63103  
314.622.2500  
Fax: 314.622.2582  
@StLouisBlues

2023-24 MEETINGS

Jan. 18 at Washington  
Jan. 20 at St. Louis



ALL-TIME SERIES HISTORY

TOTALS									HOME									AWAY								
YEAR	GP	W	L	T	OT	PTS	GF	GA	GP	W	L	T	OT	PTS	GF	GA	GP	W	L	T	OT	PTS	GF	GA		
74-75	4	0	4	0	-	0	6	25	2	0	2	0	-	0	3	10	2	0	2	0	-	0	3	15		
75-76	4	0	4	0	-	0	7	20	2	0	2	0	-	0	3	7	2	0	2	0	-	0	4	13		
76-77	4	3	1	0	-	6	14	10	2	2	0	0	-	4	8	4	2	1	1	0	-	2	6	6		
77-78	4	1	1	2	-	4	9	9	2	1	1	0	-	2	4	4	2	0	0	2	-	2	5	5		
78-79	4	2	2	0	-	4	14	16	2	1	1	0	-	2	8	8	2	1	1	0	-	2	6	8		
79-80	4	2	2	0	-	4	14	18	2	2	0	0	-	4	11	7	2	0	2	0	-	0	3	11		
80-81	4	0	2	2	-	2	12	16	2	0	1	1	-	1	5	6	2	0	1	1	-	1	7	10		
81-82	3	2	1	0	-	4	21	12	2	2	0	0	-	4	17	5	1	0	1	0	-	0	4	7		
82-83	3	1	1	1	-	3	12	12	1	0	1	0	-	0	3	4	2	1	0	1	-	3	9	8		
83-84	3	2	1	0	-	4	12	8	2	1	1	0	-	2	8	6	1	1	0	0	-	2	4	2		
84-85	3	2	0	1	-	5	14	10	1	1	0	0	-	2	7	5	2	1	0	1	-	3	7	5		
85-86	3	3	0	0	-	6	14	9	2	2	0	0	-	4	9	5	1	1	0	0	-	2	5	4		
86-87	3	2	0	1	-	5	14	10	1	1	0	0	-	2	5	3	2	1	0	1	-	3	9	7		
87-88	3	0	2	1	-	1	5	9	2	0	1	1	-	1	4	6	1	0	1	0	-	0	1	3		
88-89	3	2	0	1	-	5	13	10	1	1	0	0	-	2	4	3	2	1	0	1	-	3	9	7		
89-90	3	0	2	1	-	1	2	6	2	0	1	1	-	1	2	5	1	0	1	0	-	0	0	1		
90-91	3	0	2	1	-	1	7	12	1	0	1	0	-	0	1	2	2	0	1	1	-	1	6	10		
91-92	3	2	1	0	-	4	15	12	1	1	0	0	-	2	6	4	2	1	1	0	-	2	9	8		
92-93	2	2	0	0	-	4	15	8	1	1	0	0	-	2	5	2	1	1	0	0	-	2	10	6		
93-94	2	2	0	0	-	4	9	5	1	1	0	0	-	2	5	2	1	1	0	0	-	2	4	3		
94-95	Teams did not meet in 1994-95																									
95-96	2	2	0	0	-	4	7	2	1	1	0	0	-	2	4	1	1	1	0	0	-	2	3	1		
96-97	2	2	0	0	-	4	9	6	1	1	0	0	-	2	3	2	1	1	0	0	-	2	6	4		
97-98	2	1	1	0	-	2	6	7	1	1	0	0	-	2	4	2	1	0	1	0	-	0	2	5		
98-99	2	0	2	0	-	0	4	8	1	0	1	0	-	0	2	4	1	0	1	0	-	0	2	4		
99-00	2	0	1	1	0	1	2	3	1	0	0	1	0	1	1	1	1	0	1	0	0	0	1	2		
00-01	1	0	1	0	0	0	0	2	0	0	0	0	0	0	0	0	1	0	1	0	0	0	0	2		
01-02	2	0	2	0	0	0	2	8	1	0	1	0	0	0	1	4	1	0	1	0	0	0	1	4		
02-03	1	0	1	0	0	0	3	5	1	0	1	0	0	0	3	5	0	0	0	0	0	0	0	0		
03-04	1	0	1	0	0	0	1	4	0	0	0	0	0	0	0	0	1	0	1	0	0	0	1	4		
05-06	1	1	0	-	0	2	4	4	1	1	0	-	0	2	4	4	0	0	0	-	0	0	0	0		
06-07	Teams did not meet in 2006-07																									
07-08	1	0	1	-	0	0	3	4	0	0	0	-	0	0	0	0	1	0	1	-	0	0	3	4		
08-09	1	1	0	-	0	2	4	2	1	1	0	-	0	2	4	2	0	0	0	-	0	0	0	0		
09-10	1	0	0	-	1	1	3	3	0	0	0	-	0	0	0	0	1	0	0	-	1	1	3	3		
10-11	2	2	0	-	0	4	7	3	1	1	0	-	0	2	3	2	1	1	0	-	0	2	4	1		
11-12	1	0	1	-	0	0	1	2	1	0	1	-	0	0	1	2	0	0	0	-	0	0	0	0		
12-13	Teams did not meet in 2012-13																									
13-14	2	2	0	-	0	4	8	2	1	1	0	-	0	2	4	1	1	1	0	-	0	2	4	1		
14-15	2	0	2	-	0	0	4	8	1	0	1	-	0	0	3	4	1	0	1	-	0	0	1	4		
15-16	2	1	1	-	0	2	5	5	1	0	1	-	0	0	0	4	1	1	0	-	0	2	5	1		
16-17	2	2	0	-	0	4	11	6	1	1	0	-	0	2	4	3	1	1	0	-	0	2	7	3		
17-18	2	2	0	-	0	4	8	5	1	1	0	-	0	2	4	3	1	1	0	-	0	2	4	2		
18-19	2	0	2	-	0	0	3	9	1	0	1	-	0	0	1	4	1	0	1	-	0	0	2	5		
19-20	1	1	0	-	0	2	3	2	0	0	0	-	0	0	0	0	1	1	0	-	0	2	3	2		
20-21	Teams did not meet in 2020-21																									
21-22	2	0	2	-	0	0	3	10	1	0	1	-	0	0	2	5	1	0	1	-	0	0	1	5		
22-23	2	0	1	-	1	1	6	9	1	0	1	-	0	0	2	5	1	0	0	-	1	1	4	4		
Totals	104	45	45	12	2	104	336	356	51	26	21	4	0	56	168	156	53	19	24	8	2	48	168	200		

SERIES INFORMATION

All-Time Series (W-L-T-OT)  
Current Streak  
Last Washington Win  
Last St. Louis Win  
Last Tie  
Last Overtime Game  
Overtime Record  
Last 10 Games (W-L-OT)  
Longest Unbeaten Streak  
Longest Winning Streak  
Longest Winless Streak  
Longest Losing Streak  
Washington Shutouts (Last)  
St. Louis Shutouts (Last)  
Last Washington Hat Trick  
Last St. Louis Hat Trick  
Most Washington Goals  
Most St. Louis Goals

Overall

Series tied, 45-45-12-2  
4 STL wins (1/7/22-3/17/23)  
10/2/19 (3-2 OT)  
3/17/23 (2-5)  
1/1/00 (1-1)  
11/17/22 (L, 4-5 SO)  
3-0-10  
4-5-1  
10 (3/25/84 - 12/20/87)  
9 (3/17/92 - 3/25/97)  
9 (11/28/98-10/18/03)  
8 (12/7/74 - 2/13/76)  
None  
4 (3/26/16)  
A. Ovechkin (11/23/16)  
B. Hull (2/27/92)  
10 (2/11/93)  
9 (11/15/75)

at Washington

WSH leads, 26-21-4-0  
3 STL wins (1/14/19-3/17/23)  
1/7/18 (4-3 OT)  
3/17/23 (2-5)  
1/1/00 (1-1)  
1/7/18 (W, 4-3 OT)  
2-0-4  
4-6-0  
6 (3/17/92 - 12/29/97)  
6 (3/17/92 - 12/29/97)  
4 (two times)  
4 (12/8/74-2/13/76)  
None  
2 (3/26/16)  
A. Ovechkin (11/23/16)  
None  
9 (2/25/82)  
7 (2/23/75)

at St. Louis

WSH trails, 19-24-8-2  
2 STL wins (1/7/22-11/17/22)  
10/2/19 (3-2 OT)  
11/17/22 (4-5 SO)  
12/20/90 (3-3)  
11/17/22 (L, 4-5 SO)  
1-0-6  
6-3-1  
8 (10/30/82-3/14/87)  
4 (2/11/93-10/26/96)  
8 (10/25/97-2/13/10)  
7 (10/25/97-10/27/07)  
None  
2 (11/2/00)  
A. Ovechkin (4/9/16)  
B. Hull (2/27/92)  
10 (2/11/93)  
9 (11/15/75)

# St. Louis Blues

## 2022-23 WASHINGTON CAPITALS VS. ST. LOUIS BLUES

CAPITALS LOST SEASON SERIES, 0-1-1 • ST. LOUIS 2-0-0

WASHINGTON	BLUES	CAPITALS	ATTEND	GOALTENDERS	W. GOAL
MARCH 17, 2023	5	2	18,573	JOEL HOFER / DARCY KUEMPER	KASPERI KAPANEN
ST. LOUIS	BLUES	CAPITALS	ATTEND	GOALTENDERS	W. GOAL
NOV. 17, 2022	5	4	18,096	THOMAS GREISS / CHARLIE LINDGREN	PAVEL BUCHNEVICH

CAPITALS	GP	G	A	P	+/-	PIM	PP	SH	GW	EN	S	%	BLUES	GP	G	A	P	+/-	PIM	PP	SH	GW	EN	S	%
ALEX OVECHKIN	2	1	3	4	-2	2	0	0	0	0	13	7.7	BRAYDEN SCHENN	2	1	2	3	2	0	0	0	0	0	5	40.0
JOHN CARLSON	1	2	0	2	1	0	1	1	0	0	5	40.0	NICK LEDDY	2	0	3	3	2	2	0	0	0	0	0	--
DYLAN STROME	2	0	2	2	-2	2	0	0	0	0	3	0.0	SAMMY BLAIS	1	2	0	2	2	0	0	0	0	0	4	50.0
MARTIN FEHERVARY	2	1	0	1	0	0	0	0	0	0	5	20.0	JORDAN KYROU	2	1	1	2	2	0	0	0	0	0	6	16.7
CONOR SHEARY	2	1	0	1	1	0	0	0	0	0	3	33.3	PAVEL BUCHNEVICH	2	1	1	2	0	0	0	0	0	0	4	25.0
NICKLAS BACKSTROM	1	1	0	1	0	0	1	0	0	0	2	50.0	TOREY KRUG	2	1	1	2	3	0	1	0	0	0	2	50.0
RASMUS SANDIN	1	0	1	1	-4	0	0	0	0	0	1	0.0	BRANDON SAAD	2	0	2	2	2	2	0	0	0	0	3	0.0
ALEXANDER ALEXEYEV	1	0	1	1	1	0	0	0	0	0	1	0.0	VLADIMIR TARASENKO	1	0	2	2	0	0	0	0	0	0	1	0.0
SONNY MILANO	2	0	1	1	-2	0	0	0	0	0	3	0.0	KASPERI KAPANEN	1	1	0	1	0	2	0	0	1	0	3	33.3
EVGENY KUZNETSOV	2	0	1	1	-2	0	0	0	0	0	9	0.0	RYAN O'REILLY	1	1	0	1	1	4	0	0	0	0	1	100.0
NIC DOWD	2	0	1	1	-1	0	0	0	0	0	4	0.0	ROBERT THOMAS	2	0	1	1	-1	2	0	0	0	0	2	0.0
NICK JENSEN	1	0	1	1	1	0	0	0	0	0	1	0.0	IVAN BARBASHEV	1	0	1	1	1	0	0	0	0	0	0	--
ALIAKSEI PROTAS	2	0	0	0	-2	2	0	0	0	0	5	0.0	JAKUB VRANA	1	0	1	1	1	0	0	0	0	0	2	0.0
CONNOR MCMICHAEL	1	0	0	0	0	0	0	0	0	0	1	0.0	COLTON PARAYKO	1	0	1	1	1	2	0	0	0	0	1	0.0
GABRIEL CARLSSON	1	0	0	0	-1	0	0	0	0	0	1	0.0	JOSH LEIVO	2	0	1	1	0	0	0	0	0	0	3	0.0
NICOLAS AUBE-KUBEL	1	0	0	0	0	0	0	0	0	0	0	--	JUSTIN FAULK	2	0	1	1	2	2	0	0	0	0	4	0.0
GARNET HATHAWAY	1	0	0	0	-1	0	0	0	0	0	5	0.0	NIKITA ALEXANDROV	1	0	0	0	0	0	0	0	0	0	0	--
TREVOR VAN RIEMSDYK	2	0	0	0	-4	0	0	0	0	0	2	0.0	TYLER TUCKER	1	0	0	0	0	0	0	0	0	0	0	--
ANTHONY MANTHA	1	0	0	0	0	0	0	0	0	0	2	0.0	ALEXEY TOROPCHENKO	1	0	0	0	0	0	0	0	0	0	1	0.0
ERIK GUSTAFSSON	1	0	0	0	0	2	0	0	0	0	7	0.0	CALLE ROSEN	1	0	0	0	0	0	0	0	0	0	1	0.0
TOM WILSON	1	0	0	0	-2	0	0	0	0	0	4	0.0	LOGAN BROWN	1	0	0	0	1	0	0	0	0	0	1	0.0
MATT IRWIN	2	0	0	0	-1	0	0	0	0	0	1	0.0	NIKO MIKKOLA	1	0	0	0	0	0	0	0	0	0	1	0.0
CRAIG SMITH	1	0	0	0	1	0	0	0	0	0	2	0.0	NOEL ACCIARI	1	0	0	0	0	0	0	0	0	0	1	0.0
MARCUS JOHANSSON	1	0	0	0	0	0	0	0	0	0	3	0.0	NATHAN WALKER	1	0	0	0	0	0	0	0	0	0	0	--
LARS ELLER	1	0	0	0	-1	2	0	0	0	0	2	0.0	TYLER PITLICK	1	0	0	0	0	0	0	0	0	0	0	--
T.J. OSHIE	1	0	0	0	-2	0	0	0	0	0	0	--	MARCO SCANDELLA	1	0	0	0	1	0	0	0	0	0	0	--
													ROBERT BORTUZZO	1	0	0	0	0	0	0	0	0	0	0	--
GOALTENDERS	GP	MIN	GA	GAA	SO	W	L	OT	SA	SV%	GOALTENDERS	GP	MIN	GA	GAA	SO	W	L	OT	SA	SV%				
CHARLIE LINDGREN	1	64	4	3.76	0	0	0	1	24	.833	JOEL HOFER	1	60	2	2.00	0	1	0	0	34	.941				
DARCY KUEMPER	1	58	4	4.13	0	0	1	0	21	.810	THOMAS GREISS	1	65	4	3.70	0	1	0	0	51	.922				

POWER PLAY: 2 - 7 (28.6%)  
PENALTY KILLING: 4 - 5 (80%)

POWER PLAY: 1- 5 (20%)  
PENALTY KILLING: 5 - 7 (71.4%)

# Tampa Bay Lightning

## CLUB INFORMATION

**Founded** ..... 1992-93  
**Home Arena** ..... Amalie Arena (19,092)  
**Stanley Cups** ..... 3 (2004, 2020, 2021)  
**Vice President & General Manager, Alternate Governor** ..... Julien BriseBois  
**Head Coach** ..... Jon Cooper  
**Assistant Coaches** ..... Jeff Blashill, Jeff Halpern, Rob Zettler  
**Senior Director of Broadcasting/Programming & Communications** ..... Brian Breseman  
**2022-23 Record** ..... 46-30-6 (98 points)  
**2022-23 Finish** ..... 3rd, Atlantic Division  
**2022-23 Playoffs** ..... E. Conference First Round (def. by TOR, 4-2)

Amalie Arena  
401 Channelside Drive  
Tampa, FL 33602  
813.301.6500  
Fax: 813.301.1480  
@TBLightning



## 2023-24 MEETINGS

Dec. 23 at Washington  
Feb. 22 at Tampa Bay  
April 13 at Washington

## ALL-TIME SERIES HISTORY

TOTALS									HOME									AWAY								
YEAR	GP	W	L	T	OT	PTS	GF	GA	GP	W	L	T	OT	PTS	GF	GA	GP	W	L	T	OT	PTS	GF	GA		
92-93	2	1	0	1	-	3	7	5	1	0	0	1	-	1	2	2	1	1	0	0	-	2	5	3		
93-94	5	3	1	1	-	7	21	13	3	1	1	1	-	3	14	12	2	2	0	0	-	4	7	1		
94-95	4	3	0	1	-	7	11	4	2	1	0	1	-	3	4	2	2	2	0	0	-	4	7	2		
95-96	6	2	2	2	-	6	11	9	3	1	1	1	-	3	4	3	3	1	1	1	-	3	7	6		
96-97	5	4	1	0	-	8	17	12	2	2	0	0	-	4	11	6	3	2	1	0	-	4	6	6		
97-98	5	2	3	0	-	4	15	16	3	1	2	0	-	2	10	9	2	1	1	0	-	2	5	7		
98-99	5	3	2	0	-	6	27	13	2	1	1	0	-	2	12	6	3	2	1	0	-	4	15	7		
99-00	5	5	0	0	0	10	25	10	3	3	0	0	0	6	15	5	2	2	0	0	0	4	10	5		
00-01	5	4	1	0	0	8	16	11	2	2	0	0	0	4	6	2	3	2	1	0	0	4	10	9		
01-02	5	4	0	1	0	9	15	7	3	3	0	0	0	6	10	4	2	1	0	1	0	3	5	3		
02-03	5	3	2	0	0	6	14	9	2	2	0	0	0	4	6	2	3	1	2	0	0	2	8	7		
03-04	6	2	4	0	0	4	15	21	3	1	2	0	0	2	7	12	3	1	2	0	0	2	8	9		
05-06	8	4	2	-	2	10	19	23	4	3	0	-	1	7	10	9	4	1	2	-	1	3	9	14		
06-07	8	2	4	-	2	6	32	30	4	1	2	-	1	3	19	15	4	1	2	-	1	3	13	15		
07-08	8	6	2	-	0	12	26	23	4	3	1	-	0	6	14	11	4	3	1	-	0	6	12	12		
08-09	6	6	0	-	0	12	30	14	3	3	0	-	0	6	16	9	3	3	0	-	0	6	14	5		
09-10	6	4	2	-	0	8	20	17	3	2	1	-	0	4	10	9	3	2	1	-	0	4	10	8		
10-11	6	4	1	-	1	9	18	10	3	2	0	-	1	5	12	4	3	2	1	-	0	4	6	6		
11-12	6	3	2	-	1	7	18	20	3	3	0	-	0	6	12	10	3	0	2	-	1	1	6	10		
12-13	4	3	1	-	0	6	17	16	2	2	0	-	0	4	10	7	2	1	1	-	0	2	7	9		
13-14	3	2	0	-	1	5	9	8	2	1	0	-	1	3	5	5	1	1	0	-	0	2	4	3		
14-15	3	2	1	-	0	4	12	9	1	1	0	-	0	2	4	2	2	1	1	-	0	2	8	7		
15-16	3	3	0	-	0	6	11	6	2	2	0	-	0	4	9	5	1	1	0	-	0	2	2	1		
16-17	3	2	0	-	1	5	10	5	1	1	0	-	0	2	4	0	2	1	0	-	1	3	6	5		
17-18	3	1	1	-	1	3	8	9	2	1	1	-	0	2	5	5	1	0	0	-	1	1	3	4		
18-19	3	1	1	-	1	3	13	14	1	0	0	-	1	1	4	5	2	1	1	-	0	2	9	9		
19-20	3	3	0	-	0	6	12	6	2	2	0	-	0	4	7	4	1	1	0	-	0	2	5	2		
20-21	Teams did not meet in 2020-21																									
21-22	3	1	1	-	1	3	7	8	2	1	0	-	1	3	5	5	1	0	1	-	0	0	2	3		
22-23	3	1	2	-	0	2	9	12	1	1	0	-	0	2	5	1	2	0	2	-	0	0	4	11		
Totals	137	84	36	6	11	185	465	359	69	47	12	4	6	104	252	172	68	37	24	2	5	81	213	187		

## SERIES INFORMATION

	Overall	at Washington	at Tampa Bay
All-Time Series (W-L-T-OT)	WSH leads, 84-36-6-11	WSH leads, 47-12-4-6	WSH leads, 37-24-2-5
Current Streak	2 TBL wins (11/13/22-3/30/23)	2 WSH wins (4/6/22-11/11/22)	3 TBL wins (11/1/21-3/30/23)
Last Washington Win	11/11/22 (5-1)	11/11/22 (5-1)	12/14/19 (5-2)
Last Tampa Bay Win	3/30/23 (1-5)	10/16/21 (1-2 OT)	3/30/23 (1-5)
Last Tie	10/23/01 (1-1)	3/31/96 (1-1)	10/23/01 (1-1)
Last Overtime Game	10/16/21 (L 1-2 OT)	10/16/21 (L 1-2 OT)	10/9/17 (L, 3-4 OT)
Overtime Record	6-6-16	4-3-11	2-3-5
Last 10 Games (W-L-OT)	6-3-1	7-1-2	4-4-2
Longest Unbeaten Streak	12 (12/15/07-12/7/09)	15 (11/11/10-11/24/17)	7 (12/15/07-12/7/09)
Longest Winning Streak	12 (12/15/07-12/7/09)	11 (2/3/99-12/23/02)	7 (12/15/07-12/7/09)
Longest Winless Streak	4 (two times)	3 (10/21/06-3/1/07)	5 (2/28/04-3/23/06)
Longest Losing Streak	3 (two times)	2 (two times)	4 (2/28/04-2/4/06)
Washington Shutouts (Last)	8 (12/23/16)	5 (12/23/16)	3 (12/7/09)
Tampa Bay Shutouts (Last)	5 (4/13/14)	2 (4/13/14)	3 (1/12/11)
Last Washington Hat Trick	T.J. Oshie (3/18/17)	N. Backstrom (12/13/14)	T.J. Oshie (3/18/17)
Last Tampa Bay Hat Trick	A. Killorn (3/16/19)	None	A. Killorn (3/16/19)
Most Washington Goals	10 (2/3/99)	10 (2/3/99)	8 (3/2/99)
Most Tampa Bay Goals	7 (1/12/10)	6 (two times)	7 (1/12/10)

# Tampa Bay Lightning

## 2022-23 WASHINGTON CAPITALS VS. TAMPA BAY LIGHTNING

CAPITALS LOST SEASON SERIES, 1-2-0 • TAMPA BAY 2-1-0

WASHINGTON	LIGHTNING	CAPITALS	ATTEND	GOALTENDERS	W. GOAL
NOV. 11, 2022	1	5	18,573	DARCY KUEMPER / ANDREI VASILEVSKIY	SONNY MILANO
TAMPA BAY	LIGHTNING	CAPITALS	ATTEND	GOALTENDERS	W. GOAL
NOV. 13, 2022	6	3	19,092	ANDREI VASILEVSKIY / DARCY KUEMPER	MIKHAIL SERGACHEV
MARCH 30, 2023	5	1	19,092	ANDREI VASILEVSKIY / DARCY KUEMPER	STEVEN STAMKOS

CAPITALS	GP	G	A	P	+/-	PIM	PP	SH	GW	EN	S	%	LIGHTNING	GP	G	A	P	+/-	PIM	PP	SH	GW	EN	S	%
SONNY MILANO	2	2	1	3	1	0	0	0	1	0	4	50.0	MIKHAIL SERGACHEV	3	2	3	5	-1	0	1	0	1	0	6	33.3
ANTHONY MANTHA	3	1	2	3	3	7	0	0	0	0	5	20.0	STEVEN STAMKOS	3	1	3	4	2	2	0	0	1	0	7	14.3
EVGENY KUZNETSOV	3	0	3	3	2	0	0	0	0	0	4	0.0	ALEX KILLORN	3	1	3	4	4	0	1	0	0	0	4	25.0
CONOR SHEARY	3	2	0	2	0	0	0	0	0	0	9	22.2	NICK PERBIX	3	2	1	3	2	2	0	0	0	0	4	50.0
LARS ELLER	2	1	1	2	3	2	0	0	0	0	3	33.3	PAT MAROON	3	2	1	3	3	24	0	0	0	0	3	66.7
ALIAKSEI PROTAS	3	1	0	1	0	0	0	0	0	0	5	20.0	NIKITA KUCHEROV	3	1	1	2	-4	4	1	0	0	0	8	12.5
GARNET HATHAWAY	2	1	0	1	0	19	0	0	0	0	2	50.0	ANTHONY CIRELLI	1	0	2	2	3	0	0	0	0	0	3	0.0
CRAIG SMITH	1	1	0	1	1	0	0	0	0	0	4	25.0	PIERRE-EDOUARD BELLEMARE	3	0	2	2	1	7	0	0	0	0	4	0.0
RASMUS SANDIN	1	0	1	1	0	0	0	0	0	0	0	--	COLE KOEPKE	2	1	0	1	-1	0	0	0	0	0	2	50.0
MARTIN FEHERVARY	3	0	1	1	0	0	0	0	0	0	1	0.0	ERIK CERNAK	2	1	0	1	3	0	0	1	0	1	4	25.0
TREVOR VAN RIEMSDYK	3	0	1	1	4	2	0	0	0	0	2	0.0	NICHOLAS PAUL	3	1	0	1	2	0	0	0	0	1	3	33.3
NICK JENSEN	3	0	1	1	2	2	0	0	0	0	4	0.0	BRANDON HAGEL	3	0	1	1	-3	4	0	0	0	0	5	0.0
MARCUS JOHANSSON	2	0	1	1	-1	0	0	0	0	0	0	--	BRAYDEN POINT	3	0	1	1	-1	0	0	0	0	0	8	0.0
JOHN CARLSON	3	0	1	1	-5	0	0	0	0	0	7	0.0	IAN COLE	3	0	1	1	3	0	0	0	0	0	7	0.0
ALEX OVECHKIN	3	0	1	1	-4	4	0	0	0	0	8	0.0	CAL FOOTE	1	0	0	0	0	0	0	0	0	0	1	0.0
CONNOR MCMICHAEL	1	0	0	0	1	0	0	0	0	0	0	--	TANNER JEANNOT	1	0	0	0	0	0	0	0	0	0	1	0.0
ALEXANDER ALEXEYEV	1	0	0	0	-1	0	0	0	0	0	0	--	ROSS COLTON	3	0	0	0	-4	8	0	0	0	0	6	0.0
DYLAN STROME	3	0	0	0	-6	2	0	0	0	0	4	0.0	PHILIPPE MYERS	1	0	0	0	-2	0	0	0	0	0	4	0.0
NICOLAS AUBE-KUBEL	2	0	0	0	1	15	0	0	0	0	3	0.0	DARREN RADDYSH	1	0	0	0	-1	2	0	0	0	0	1	0.0
ERIK GUSTAFSSON	2	0	0	0	-1	5	0	0	0	0	3	0.0	HAYDN FLEURY	1	0	0	0	-2	0	0	0	0	0	0	--
TOM WILSON	1	0	0	0	-3	0	0	0	0	0	4	0.0	VLADISLAV NAMESTNIKOV	2	0	0	0	-3	5	0	0	0	0	3	0.0
MATT IRWIN	2	0	0	0	3	10	0	0	0	0	1	0.0	VICTOR HEDMAN	3	0	0	0	-2	2	0	0	0	0	8	0.0
NIC DOWD	3	0	0	0	1	2	0	0	0	0	1	0.0	COREY PERRY	3	0	0	0	0	9	0	0	0	0	6	0.0
NICKLAS BACKSTROM	1	0	0	0	-2	2	0	0	0	0	1	0.0													
T.J. OSHIE	1	0	0	0	-1	0	0	0	0	0	1	0.0													

GOALTENDERS	GP	MIN	GA	GAA	SO	W	L	OT	SA	SV%	GOALTENDERS	GP	MIN	GA	GAA	SO	W	L	OT	SA	SV%
DARCY KUEMPER	3	136	9	3.98	0	1	2	0	71	.873	ANDREI VASILEVSKIY	3	180	9	3.00	0	2	1	0	77	.883
CHARLIE LINDGREN	1	44	1	1.38	0	0	0	0	25	.960											

POWER PLAY: 0 - 16 (0%)  
PENALTY KILLING: 6 - 9 (66.7%)

POWER PLAY: 3 - 9 (33.3%)  
PENALTY KILLING: 16 - 16 (100%)

# Toronto Maple Leafs

## CLUB INFORMATION

**Founded**.....1917-18  
**Home Arena**..... Scotiabank Arena (18,819)  
**Stanley Cups**..... 13 (most recent, 1967)  
**President and Alternate Governor**..... Brendan Shanahan  
**General Manager**..... Brad Treliving  
**Head Coach**..... Sheldon Keefe  
**Assistant Coaches**... Guy Boucher, Dean Chynoweth, Manny Malhotra, Mike Van Ryn  
**Vice President of Media Relations**..... Steve Keogh  
**2022-23 Record**..... 50-21-11 (111 points)  
**2022-23 Finish**..... 2nd, Atlantic Division  
**2022-23 Playoffs**..... E. Conference Second Round (def. by FLA, 4-1)

Scotiabank Arena  
40 Bay Street, Suite 400  
Toronto, Ont. M5J 2X2  
416.815.5700,  
Fax: 416.359.9331  
@MapleLeafs



## 2023-24 MEETINGS

Oct. 24 at Washington  
March 20 at Washington  
March 28 at Toronto

## ALL-TIME SERIES HISTORY

TOTALS										HOME										AWAY									
YEAR	GP	W	L	T	OT	PTS	GF	GA		GP	W	L	T	OT	PTS	GF	GA			GP	W	L	T	OT	PTS	GF	GA		
74-75	5	1	4	0	-	2	13	21		3	1	2	0	-	2	8	9			2	0	2	0	-	0	5	12		
75-76	5	0	4	1	-	1	13	26		2	0	2	0	-	0	4	11			3	0	2	1	-	1	9	15		
76-77	5	3	2	0	-	6	15	21		3	3	0	0	-	6	14	8			2	0	2	0	-	0	1	13		
77-78	5	0	4	1	-	1	9	21		2	0	2	0	-	0	3	8			3	0	2	1	-	1	6	13		
78-79	4	1	1	2	-	4	16	19		2	1	0	1	-	3	9	8			2	0	1	1	-	1	7	11		
79-80	4	1	3	0	-	2	14	17		2	0	2	0	-	0	5	9			2	1	1	0	-	2	9	8		
80-81	4	3	1	0	-	6	23	13		2	2	0	0	-	4	13	5			2	1	1	0	-	2	10	8		
81-82	3	2	1	0	-	4	21	15		1	1	0	0	-	2	11	2			2	1	1	0	-	2	10	13		
82-83	3	2	1	0	-	4	11	9		2	1	1	0	-	2	6	6			1	1	0	0	-	2	5	3		
83-84	3	3	0	0	-	6	17	2		1	1	0	0	-	2	6	1			2	2	0	0	-	4	11	1		
84-85	3	2	0	1	-	5	11	4		2	1	0	1	-	3	7	3			1	1	0	0	-	2	4	1		
85-86	3	2	1	0	-	4	11	12		1	1	0	0	-	2	3	2			2	1	1	0	-	2	8	10		
86-87	3	2	1	0	-	4	16	12		2	2	0	0	-	4	14	4			1	0	1	0	-	0	2	8		
87-88	3	1	1	1	-	3	11	11		1	1	0	0	-	2	4	2			2	0	1	1	-	1	7	9		
88-89	3	2	1	0	-	4	7	5		2	1	1	0	-	2	4	3			1	1	0	0	-	2	3	2		
89-90	3	1	2	0	-	2	12	17		1	1	0	0	-	2	2	1			2	0	2	0	-	0	10	16		
90-91	3	1	2	0	-	2	10	13		2	1	1	0	-	2	7	8			1	0	1	0	-	0	3	5		
91-92	3	3	0	0	-	6	13	7		2	2	0	0	-	4	8	3			1	1	0	0	-	2	5	4		
92-93	2	2	0	0	-	4	9	6		1	1	0	0	-	2	3	1			1	1	0	0	-	2	6	5		
93-94	2	0	2	0	-	0	2	9		1	0	1	0	-	0	1	2			1	0	1	0	-	0	1	7		
94-95	Teams did not meet in 1994-95																												
95-96	2	1	1	0	-	2	5	9		1	1	0	0	-	2	4	3			1	0	1	0	-	0	1	6		
96-97	2	2	0	0	-	4	9	4		1	1	0	0	-	2	6	3			1	1	0	0	-	2	3	1		
97-98	2	2	0	0	-	4	9	4		1	1	0	0	-	2	5	3			1	1	0	0	-	2	4	1		
98-99	4	3	1	0	-	6	16	11		2	2	0	0	-	4	8	4			2	1	1	0	-	2	8	7		
99-00	4	1	2	1	0	3	14	15		2	1	1	0	0	2	8	7			2	0	1	1	0	1	6	8		
00-01	3	2	0	0	1	5	10	9		2	1	0	0	1	3	7	7			1	1	0	0	0	2	3	2		
01-02	4	1	2	1	0	3	11	13		2	0	1	1	0	1	5	6			2	1	1	0	0	2	6	7		
02-03	4	0	3	0	1	1	10	19		2	0	2	0	0	0	3	10			2	0	1	0	1	1	7	9		
03-04	4	0	2	2	0	2	7	11		2	0	1	1	0	1	4	5			2	0	1	1	0	1	3	6		
05-06	4	3	1	-	0	6	18	14		2	2	0	-	0	4	9	5			2	1	1	-	0	2	9	9		
06-07	4	2	2	-	0	4	9	13		2	1	1	-	0	2	6	8			2	1	1	-	0	2	3	5		
07-08	4	2	2	-	0	4	13	8		2	1	1	-	0	2	4	4			2	1	1	-	0	2	9	4		
08-09	4	2	1	-	1	5	9	6		2	1	1	-	0	2	5	3			2	1	0	-	1	3	4	3		
09-10	4	2	1	-	1	5	16	12		2	2	0	-	0	4	12	5			2	0	1	-	1	1	4	7		
10-11	4	3	0	-	1	7	14	11		2	1	0	-	1	3	8	8			2	2	0	-	0	4	6	3		
11-12	4	3	1	-	0	6	11	11		2	2	0	-	0	4	6	2			2	1	1	-	0	2	5	9		
12-13	3	1	2	-	0	2	9	7		2	1	1	-	0	2	7	4			1	0	1	-	0	0	2	3		
13-14	3	2	0	-	1	5	8	5		2	2	0	-	0	4	7	4			1	0	0	-	1	1	1	1		
14-15	3	2	1	-	0	4	12	8		1	1	0	-	0	2	4	0			2	1	1	-	0	2	8	8		
15-16	3	3	0	-	0	6	9	6		2	2	0	-	0	4	5	4			1	1	0	-	0	2	4	2		
16-17	3	2	1	-	0	4	12	10		1	1	0	-	0	2	6	5			2	1	1	-	0	2	6	5		
17-18	3	2	1	-	0	4	9	6		2	1	1	-	0	2	5	4			1	1	0	-	0	2	4	2		
18-19	3	1	2	-	0	2	8	12		1	0	1	-	0	0	2	4			2	1	1	-	0	2	6	8		
19-20	2	2	0	-	0	4	8	6		1	1	0	-	0	2	4	3			1	1	0	-	0	2	4	3		
20-21	Teams did not meet in 2020-21																												
21-22	3	0	2	-	1	1	9	15		2	0	1	-	1	1	6	8			1	0	1	-	0	0	3	7		
22-23	3	1	2	-	0	2	8	10		1	1	0	-	0	2	5	2			2	0	2	-	0	0	3	8		
Totals	155	77	61	10	7	171	527	515		79	48	24	4	3	103	283	217			76	29	37	6	4	68	244	298		

## SERIES INFORMATION

All-Time Series (W-L-T-OT)  
Current Streak  
Last Washington Win  
Last Toronto Win  
Last Tie  
Last Overtime Game  
Overtime Record  
Last 10 Games (W-L-OT)  
Longest Unbeaten Streak  
Longest Winning Streak  
Longest Winless Streak  
Longest Losing Streak  
Washington Shutouts (Last)  
Toronto Shutouts (Last)  
Last Washington Hat Trick  
Last Toronto Hat Trick  
Most Washington Goals  
Most Toronto Goals

**Overall**  
WSH leads, 77-61-10-7  
1 TOR win (1/29/23)  
12/17/22 (5-2)  
1/29/23 (1-5)  
12/19/03 (2-2)  
4/24/22 (3-4 SO)  
6-7-6  
4-5-1  
8 (12/17/83-12/10/85)  
7 (2/16/96-1/2/99)  
8 (11/26/03-1/21/04)  
4 (3/1/75-11/18/75)  
6 (3/1/15)  
4 (10/17/17)  
E. Gustafsson (12/17/22)  
N. Kadri (1/23/19)  
11 (12/11/81)  
10 (2/12/77)

**at Washington**  
WSH leads, 48-24-4-3  
1 WSH win (12/17/22)  
12/17/22 (5-2)  
4/24/22 (3-4 SO)  
12/19/03 (2-2)  
4/24/22 (3-4 SO)  
3-3-3  
6-3-1  
7 (two times)  
7 (4/16/13-1/3/17)  
7 (3/1/01-1/21/04)  
3 (two times)  
5 (3/1/15)  
1 (10/17/17)  
E. Gustafsson (12/17/22)  
None  
11 (12/11/81)  
7 (11/24/06)

**at Toronto**  
WSH trails, 29-37-6-4  
3 TOR wins (4/14/22-1/29/23)  
10/29/19 (4-3 OT)  
1/29/23 (1-5)  
10/13/03 (2-2)  
10/29/19 (4-3 OT)  
3-4-3  
5-5-0  
6 (4/3/82-10/16/85)  
6 (4/3/82-10/16/85)  
12 (11/30/74-3/28/79)  
4 (3/20/76-11/16/77)  
1 (1/28/84)  
3 (3/6/07)  
A. Ovechkin (11/25/17)  
N. Kadri (1/23/19)  
8 (two times)  
10 (2/12/77)

# Toronto Maple Leafs

## 2022-23 WASHINGTON CAPITALS VS. TORONTO MAPLE LEAFS

CAPITALS LOST SEASON SERIES, 1-2-0 • TORONTO 2-1-0

WASHINGTON	MAPLE LEAFS	CAPITALS	ATTEND	GOALTENDERS	W. GOAL
DEC. 17, 2022	2	5	18,573	CHARLIE LINDGREN / ILYA SAMSONOV	ERIK GUSTAFSSON
TORONTO	MAPLE LEAFS	CAPITALS	ATTEND	GOALTENDERS	W. GOAL
OCT. 13, 2022	3	2	18,914	ILYA SAMSONOV / CHARLIE LINDGREN	AUSTON MATTHEWS
JAN. 29, 2023	5	1	18,593	ILYA SAMSONOV / DARCY KUEMPER	MORGAN REILLY

CAPITALS	GP	G	A	P	+/-	PIM	PP	SH	GW	EN	S	%	MAPLE LEAFS	GP	G	A	P	+/-	PIM	PP	SH	GW	EN	S	%
ERIK GUSTAFSSON	3	3	1	4	1	2	0	0	1	0	9	33.3	AUSTON MATTHEWS	2	2	1	3	1	0	0	0	1	0	9	22.2
SONNY MILANO	2	0	3	3	2	0	0	0	0	0	1	0.0	MORGAN REILLY	2	1	2	3	1	0	0	0	1	0	4	25.0
TREVOR VAN RIEMSDYK	3	1	1	2	0	0	0	0	0	0	3	33.3	JOHN TAVARES	3	1	2	3	-1	0	1	0	0	0	10	10.0
MARCUS JOHANSSON	3	1	1	2	-1	0	0	0	0	0	3	33.3	WILLIAM NYLANDER	3	2	0	2	2	0	0	0	0	0	14	14.3
EVGENY KUZNETSOV	3	0	2	2	1	0	0	0	0	0	4	0.0	MICHAEL BUNTING	3	1	1	2	1	2	1	0	0	0	7	14.3
GARNET HATHAWAY	3	1	0	1	1	2	0	0	0	0	4	25.0	CALLE JARNKROK	2	1	1	2	1	2	0	0	0	0	5	20.0
NIC DOWD	1	1	0	1	0	2	0	0	0	0	1	100.0	RASMUS SANDIN	3	0	2	2	1	2	0	0	0	0	3	0.0
NICKLAS BACKSTROM	1	1	0	1	-2	0	1	0	0	0	2	50.0	MITCHELL MARNER	3	0	2	2	0	2	0	0	0	0	7	0.0
ALIAKSEI PROTAS	2	0	1	1	1	0	0	0	0	0	2	0.0	ALEXANDER KERFOOT	3	0	2	2	2	4	0	0	0	0	7	0.0
CONOR SHEARY	3	0	1	1	-3	0	0	0	0	0	3	0.0	TJ BRODIE	3	0	2	2	2	0	0	0	0	0	4	0.0
ANTHONY MANTHA	3	0	1	1	1	0	0	0	0	0	1	0.0	MARK GIORDANO	3	0	2	2	0	2	0	0	0	0	4	0.0
NICK JENSEN	3	0	1	1	-1	2	0	0	0	0	3	0.0	ZACH ASTON-REESE	3	1	0	1	-1	0	0	0	0	0	3	33.3
JOHN CARLSON	2	0	1	1	2	2	0	0	0	0	4	0.0	PIERRE ENGVALL	3	1	0	1	1	0	0	0	0	0	5	20.0
LARS ELLER	3	0	1	1	2	4	0	0	0	0	5	0.0	PONTUS HOLMBERG	2	0	1	1	-1	0	0	0	0	0	0	--
T.J. OSHIE	3	0	1	1	0	0	0	0	0	0	8	0.0	DAVID KAMPF	3	0	1	1	1	0	0	0	0	0	7	0.0
MARTIN FEHERVARY	2	0	0	0	-2	0	0	0	0	0	0	--	CONOR TIMMINS	1	0	1	1	1	0	0	0	0	0	1	0.0
DYLAN STROME	3	0	0	0	-2	0	0	0	0	0	1	0.0	TIMOTHY LILJEGREN	2	0	0	0	-2	0	0	0	0	0	3	0.0
NICOLAS AUBE-KUBEL	2	0	0	0	1	2	0	0	0	0	3	0.0	JOEY ANDERSON	2	0	0	0	-1	0	0	0	0	0	3	0.0
CONNOR BROWN	1	0	0	0	-1	0	0	0	0	0	0	--	DENIS MALGIN	2	0	0	0	-2	0	0	0	0	0	0	--
MATT IRWIN	2	0	0	0	-1	0	0	0	0	0	3	0.0	NICOLAS AUBE-KUBEL	1	0	0	0	0	2	0	0	0	0	0	--
DMITRY ORLOV	3	0	0	0	-1	0	0	0	0	0	6	0.0	JUSTIN HOLL	3	0	0	0	-1	4	0	0	0	0	3	0.0
ALEX OVECHKIN	3	0	0	0	-3	0	0	0	0	0	12	0.0	WAYNE SIMMONDS	1	0	0	0	1	2	0	0	0	0	0	--
													JAKE MUZZIN	1	0	0	0	0	2	0	0	0	0	3	0.0

GOALTENDERS	GP	MIN	GA	GAA	SO	W	L	OT	SA	SV%	GOALTENDERS	GP	MIN	GA	GAA	SO	W	L	OT	SA	SV%
CHARLIE LINDGREN	3	142	6	2.53	0	1	1	0	82	.927	ILYA SAMSONOV	3	180	8	2.67	0	2	1	0	78	.897
DARCY KUEMPER	1	34	4	7.05	0	0	1	0	20	.800											

POWER PLAY: 1 - 11 (9.1%)  
PENALTY KILLING: 5 - 7 (71.4%)

POWER PLAY: 2 - 7 (28.6%)  
PENALTY KILLING: 10 - 11 (90.9%)

# Vancouver Canucks

## CLUB INFORMATION

**Founded**.....1970-71  
**Home Arena**.....Rogers Arena (18,870)  
**Stanley Cups**.....None  
**General Manager**.....Patrik Allvin  
**Head Coach**.....Rick Tocchet  
**Asst. Coaches**.....Adam Foote, Mike Yeo  
**Vice President, Communications & Community**.....Loring Phinney  
**2022-23 Record**.....38-37-7 (83 points)  
**2022-23 Finish**.....6th, Pacific Division  
**2022-23 Playoffs**.....DNQ

Rogers Arena  
 800 Griffiths Place  
 Vancouver, BC V6B 6G1  
 604.899.4600  
 Fax: 604.899.4640  
 @Canucks

## 2023-24 MEETINGS

Feb. 11 at Washington  
 March 16 at Vancouver



## ALL-TIME SERIES HISTORY

YEAR	GP	W	L	TOTALS		PTS	GF	GA	HOME		PTS	GF	GA	AWAY		PTS	GF	GA
				T	OT				T	OT				T	OT			
74-75	4	0	4	0	-	0	9	19	2	0	2	0	5	2	0	0	4	9
75-76	4	0	4	0	-	0	9	21	2	0	2	0	5	2	0	0	4	11
76-77	4	2	2	0	-	4	11	14	2	2	0	0	8	2	0	0	3	9
77-78	4	0	4	0	-	0	7	16	2	0	2	0	9	2	0	0	3	7
78-79	4	3	1	0	-	6	19	15	2	1	1	0	8	2	2	0	13	7
79-80	4	3	1	0	-	6	17	13	2	2	0	0	9	2	1	1	8	8
80-81	4	1	1	2	-	4	11	11	2	1	1	0	5	2	0	0	2	6
81-82	3	1	1	1	-	3	11	11	2	1	0	1	8	1	0	1	0	3
82-83	3	1	1	1	-	3	6	7	1	0	0	1	1	2	1	1	0	6
83-84	3	2	1	0	-	4	13	11	2	1	1	0	7	1	1	0	0	4
84-85	3	3	0	0	-	6	14	6	1	1	0	0	2	2	2	0	11	4
85-86	3	2	0	1	-	5	11	8	2	2	0	0	7	1	0	0	1	4
86-87	3	3	0	0	-	6	14	7	1	1	0	0	2	2	2	0	11	5
87-88	3	3	0	0	-	6	13	6	2	2	0	0	10	1	1	0	0	2
88-89	3	2	1	0	-	4	9	6	1	1	0	0	3	2	1	1	0	6
89-90	3	0	2	1	-	1	7	12	2	0	2	0	8	1	0	0	1	4
90-91	3	2	1	0	-	4	9	8	1	1	0	0	5	2	1	1	0	5
91-92	3	1	1	1	-	3	11	10	2	1	0	1	7	1	0	1	0	3
92-93	2	0	1	1	-	1	6	7	1	0	0	1	3	1	0	1	0	4
93-94	2	2	0	0	-	4	7	4	1	1	0	0	2	1	1	0	0	2
94-95	Teams did not meet in 1994-95																	
95-96	2	1	0	1	-	3	13	4	1	1	0	0	9	1	0	0	1	4
96-97	2	2	0	0	-	4	9	3	1	1	0	0	4	1	1	0	0	2
97-98	2	2	0	0	-	4	5	3	1	1	0	0	2	1	1	0	0	2
98-99	2	0	2	0	-	0	2	6	1	0	1	0	2	1	0	1	0	4
99-00	1	0	1	0	0	0	3	6	0	0	0	0	0	1	0	1	0	6
00-01	2	2	0	0	0	4	7	5	1	1	0	0	2	3	1	1	0	3
01-02	1	0	1	0	0	0	1	5	1	0	1	0	0	1	0	0	0	0
02-03	1	0	1	0	0	0	0	6	0	0	0	0	0	1	0	1	0	6
03-04	1	0	1	0	0	0	1	6	1	0	1	0	0	0	0	0	0	0
05-06	Teams did not meet in 2005-06																	
06-07	1	0	0	-	1	1	2	2	0	0	0	-	0	1	0	0	-	2
07-08	1	0	1	-	0	0	2	3	1	0	1	-	0	0	0	0	-	0
08-09	1	1	0	-	0	2	5	1	1	1	0	-	0	2	0	0	-	0
09-10	1	0	1	-	0	0	2	3	0	0	0	-	0	0	0	0	-	0
10-11	1	0	1	-	0	0	2	4	1	0	1	-	0	0	0	0	-	0
11-12	1	0	1	-	0	0	4	7	0	0	0	-	0	0	0	0	-	0
12-13	Teams did not meet in 2012-13																	
13-14	2	1	1	-	0	2	6	6	1	1	0	-	0	2	0	1	-	3
14-15	2	0	2	-	0	0	5	8	1	0	1	-	0	0	0	1	-	4
15-16	2	2	0	-	0	4	7	3	1	1	0	-	0	2	1	0	-	2
16-17	2	2	0	-	0	4	8	2	1	1	0	-	0	2	1	0	-	2
17-18	2	1	1	-	0	2	5	7	1	1	0	-	0	2	0	1	-	6
18-19	2	2	0	-	0	4	8	4	1	1	0	-	0	2	1	0	-	2
19-20	2	1	0	-	1	3	6	6	1	0	0	-	1	1	1	0	-	5
20-21	Teams did not meet in 2020-21																	
21-22	2	1	1	-	0	2	6	7	1	0	1	-	0	2	1	0	-	3
22-23	2	2	0	-	0	4	11	5	1	1	0	-	0	2	1	0	-	1
<b>Totals</b>	<b>103</b>	<b>51</b>	<b>41</b>	<b>9</b>	<b>2</b>	<b>113</b>	<b>334</b>	<b>324</b>	<b>52</b>	<b>29</b>	<b>18</b>	<b>4</b>	<b>1</b>	<b>63</b>	<b>170</b>	<b>148</b>	<b>51</b>	<b>176</b>

## SERIES INFORMATION

All-Time Series (W-L-T-OT)  
 Current Streak  
 Last Washington Win  
 Last Vancouver Win  
 Last Tie  
 Last Overtime Game  
 Overtime Record  
 Last 10 Games (W-L-T-OT)  
 Longest Unbeaten Streak  
 Longest Winning Streak  
 Longest Winless Streak  
 Longest Losing Streak  
 Washington Shutouts (Last)  
 Vancouver Shutouts (Last)  
 Last Washington Hat Trick  
 Last Vancouver Hat Trick  
 Most Washington Goals  
 Most Vancouver Goals

### Overall

WSH leads, 51-41-9-2  
 3 WSH wins (3/11/22-11/29/22)  
 11/29/22 (5-1)  
 1/16/22 (2-4)  
 2/10/96 (4-4)  
 3/11/22 (W, 4-3 OT)  
 6-1-6  
 7-2-1  
 13 (10/28/84-10/25/88)  
 7 (10/28/86-10/25/88)  
 9 (12/17/74-10/13/76)  
 9 (12/17/74-10/13/76)  
 3 (12/11/16)  
 2 (3/23/03)  
 E. Kuznetsov (3/11/22)  
 D. Lever (2/1/75)  
 9 (3/12/96)  
 7 (three times)

### at Washington

WSH leads, 29-18-4-1  
 1 WSH win (10/17/22)  
 10/17/22 (6-4)  
 1/16/22 (2-4)  
 3/2/93 (3-3)  
 11/23/19 (L, 1-2 SO)  
 2-1-2  
 6-3-1  
 8 (2/5/91-11/4/97)  
 7 (2/26/85-3/5/89)  
 4 (1/23/75-1/6/76)  
 4 (1/23/75-1/6/76)  
 3 (12/11/16)  
 None  
 None  
 None  
 9 (3/12/96)  
 7 (3/2/75)

### at Vancouver

WSH trails, 22-23-5-1  
 4 WSH wins (10/22/18-11/29/22)  
 11/29/22 (5-1)  
 10/26/17 (2-6)  
 2/10/96 (4-4)  
 3/11/22 (W, 4-3 OT)  
 4-0-4  
 6-4-0  
 9 (2/18/83-10/25/88)  
 4 (three times)  
 8 (12/17/74-1/31/78)  
 8 (12/17/74-1/31/78)  
 None  
 2 (3/23/03)  
 E. Kuznetsov (3/11/22)  
 D. Lever (2/1/75)  
 7 (12/9/78)  
 7 (two times)

# Vancouver Canucks

## 2022-23 WASHINGTON CAPITALS VS. VANCOUVER CANUCKS

CAPITALS WON SEASON SERIES, 2-0-0 • VANCOUVER 0-2-0

<b>WASHINGTON</b>	<b>CANUCKS</b>	<b>CAPITALS</b>	<b>ATTEND</b>	<b>GOALTENDERS</b>	<b>W. GOAL</b>
OCT. 17, 2022	4	6	18,573	DARCY KUEMPER / THATCHER DEMKO	CONOR SHEARY
<b>VANCOUVER</b>	<b>CANUCKS</b>	<b>CAPITALS</b>	<b>ATTEND</b>	<b>GOALTENDERS</b>	<b>W. GOAL</b>
NOV. 29, 2022	1	5	18,179	DARCY KUEMPER / SPENCER MARTIN	ALEX OVECHKIN

CAPITALS	GP	G	A	P	+/-	PIM	PP	SH	GW	EN	S	%	CANUCKS	GP	G	A	P	+/-	PIM	PP	SH	GW	EN	S	%
ALEX OVECHKIN	2	4	2	6	3	0	1	0	1	0	5	60.0	ELIAS PETTERSSON	2	1	2	3	-4	0	0	0	0	0	6	16.7
JOHN CARLSON	2	2	1	3	3	0	0	0	0	0	6	33.3	J.T. MILLER	2	1	1	2	0	0	1	0	0	0	3	33.3
DYLAN STROME	2	1	2	3	0	0	1	0	0	0	4	25.0	QUINN HUGHES	2	0	2	2	0	0	0	0	0	0	7	0.0
EVGENY KUZNETSOV	2	0	3	3	3	2	0	0	0	0	4	0.0	NILS HOGLANDER	2	1	0	1	-1	0	0	0	0	0	2	50.0
MARCUS JOHANSSON	2	0	3	3	3	0	0	0	0	0	3	0.0	CURTIS LAZAR	2	1	0	1	2	0	0	0	0	0	4	25.0
MARTIN FEHERVARY	2	1	1	2	3	0	0	0	0	1	3	33.3	BO HORVAT	2	1	0	1	-1	2	0	0	0	0	6	16.7
ANTHONY MANTHA	2	1	1	2	1	0	0	0	0	0	2	50.0	ANDREI KUZMENKO	2	0	1	1	-3	0	0	0	0	0	4	0.0
LARS ELLER	2	1	1	2	1	0	0	0	0	0	3	33.3	BROCK BOESER	2	0	1	1	-4	2	0	0	0	0	1	0.0
CONOR SHEARY	2	1	0	1	2	4	0	0	1	0	9	11.1	TANNER PEARSON	1	0	1	1	-2	0	0	0	0	0	2	0.0
GARNET HATHAWAY	2	0	1	1	1	0	0	0	0	0	0	--	OLIVER EKMAN-LARSSON	2	0	1	1	-3	0	0	0	0	0	5	0.0
NIC DOWD	2	0	1	1	1	0	0	0	0	0	0	--	NILS AMAN	2	0	0	0	0	0	0	0	0	0	2	0.0
NICK JENSEN	2	0	1	1	3	0	0	0	0	0	4	0.0	ILYA MIKHEYEV	1	0	0	0	-3	0	0	0	0	0	1	0.0
ALIAKSEI PROTAS	2	0	0	0	2	0	0	0	0	0	2	0.0	VASILY PODKOLZIN	1	0	0	0	0	0	0	0	0	0	3	0.0
SONNY MILANO	1	0	0	0	0	0	0	0	0	0	2	0.0	SHELDON DRIES	1	0	0	0	0	2	0	0	0	0	1	0.0
TREVOR VAN RIEMSDYK	2	0	0	0	-1	0	0	0	0	0	0	--	RILEY STILLMAN	1	0	0	0	-1	0	0	0	0	0	0	--
CONNOR BROWN	1	0	0	0	-1	0	0	0	0	0	0	--	CONOR GARLAND	2	0	0	0	0	0	0	0	0	0	1	0.0
ERIK GUSTAFSSON	2	0	0	0	-1	2	0	0	0	0	2	0.0	NOAH JUULSEN	1	0	0	0	-1	0	0	0	0	0	1	0.0
MATT IRWIN	1	0	0	0	1	0	0	0	0	0	1	0.0	ETHAN BEAR	1	0	0	0	0	0	0	0	0	0	1	0.0
DMITRY ORLOV	1	0	0	0	2	0	0	0	0	0	2	0.0	DAKOTA JOSHUA	2	0	0	0	0	2	0	0	0	0	1	0.0
T.J. OSHIE	2	0	0	0	-1	2	0	0	0	0	2	0.0	KYLE BURROUGHS	2	0	0	0	-5	0	0	0	0	0	5	0.0
													TYLER MYERS	1	0	0	0	-2	0	0	0	0	0	2	0.0
													LUKE SCHENN	2	0	0	0	2	0	0	0	0	0	4	0.0

GOALTENDER	GP	MIN	GA	GAA	SO	W	L	OT	SA	SV%	GOALTENDER	GP	MIN	GA	GAA	SO	W	L	OT	SA	SV%
DARCY KUEMPER	2	119	5	2.51	0	2	0	0	62	.919	SPENCER MARTIN	1	57	4	4.19	0	0	1	0	27	.852
											THATHCHER DEMKO	1	58	6	6.13	0	0	1	0	30	.800

POWER PLAY: 2 - 4 (50%)

PENALTY KILLING: 3 - 4 (75%)

POWER PLAY: 1 - 4 (25%)

PENALTY KILLING: 2 - 4 (50%)

# Vegas Golden Knights

## CLUB INFORMATION

**Founded** ..... 2017-18  
**Home Arena** ..... T-Mobile Arena (17,367)  
**Stanley Cups** ..... 1 (2023)  
**Chairman, CEO & Governor** ..... Bill Foley  
**President of Hockey Operations, Alt. Governor** ..... George McPhee  
**General Manager** ..... Kelly McCrimmon  
**Head Coach** ..... Bruce Cassidy  
**Assistant Coaches** ..... Dominique Ducharme, John Stevens, Joel Ward  
**Vice President, Communications and Content** ..... Nate Ewell  
2022-23 Record ..... 51-22-9 (111 points)  
2022-23 Finish ..... 1st, Pacific Division  
2022-23 Playoffs ..... Won Stanley Cup (def. FLA, 4-1)

T-Mobile Arena  
3780 S. Las Vegas Blvd.  
Las Vegas, NV, R3C 89158  
702.790.2663  
@GoldenKnights



**2023-24 MEETINGS**  
Nov. 14 at Washington  
Dec. 2 at Vegas

## ALL-TIME SERIES HISTORY

	TOTALS								HOME								AWAY							
YEAR	GP	W	L	T	OT	PTS	GF	GA	GP	W	L	T	OT	PTS	GF	GA	GP	W	L	T	OT	PTS	GF	GA
17-18	2	0	2	-	0	0	3	7	1	0	1	-	0	0	3	4	1	0	1	-	0	0	0	3
18-19	2	1	1	-	0	2	8	7	1	1	0	-	0	2	5	2	1	0	1	-	0	0	3	5
19-20	2	1	1	-	0	2	7	5	1	1	0	-	0	2	5	2	1	0	1	-	0	0	2	3
20-21	Teams did not meet in 2020-21																							
21-22	2	0	1	-	1	1	3	5	1	0	1	-	0	0	0	1	1	0	0	-	1	1	3	4
22-23	2	0	1	-	1	1	4	9	1	0	0	-	1	1	2	3	1	0	1	-	0	0	2	6
Totals	10	2	6	-	2	6	25	33	5	2	2	-	1	5	15	12	5	0	4	-	1	1	10	21

## SERIES INFORMATION

	Overall	at Washington	at Vegas
All-Time Series (W-L-T-OT)	WSH trails, 2-6-0-2	WSH trails, 2-2-0-1	WSH trails, 0-4-0-1
Current Streak	5 VGK wins (2/17/20-1/21/23)	2 VGK wins (1/24/22-11/1/22)	5 VGK wins (12/23/17-1/21/23)
Last Washington Win	11/9/19 (5-2)	11/9/19 (5-2)	None
Last Vegas Win	1/21/23 (2-6)	11/1/22 (2-3 OT)	1/21/23 (2-6)
Last Tie	none	None	None
Last Overtime Game	11/1/22 (2-3 OT)	11/1/22 (2-3 OT)	4/20/22 (3-4 OT)
Overtime Record	0-2-0	0-1-0	0-1-0
Last 10 Games (W-L-OT)	2-6-2	2-2-1	0-4-1
Longest Unbeaten Streak	1 (two times)	2 (10/10/18-11/9/19)	None
Longest Winning Streak	1 (two times)	2 (10/10/18-11/9/19)	None
Longest Winless Streak	5 (2/17/20-1/21/23)	1 (two times)	5 (12/23/17-1/21/23)
Longest Losing Streak	2 (two times)	1 (two times)	3 (12/23/17-2/17/20)
Washington Shutouts (Last)	None	None	None
Vegas Shutouts (Last)	2 (1/24/22)	1 (1/24/22)	1 (12/23/17)
Last Washington Hat Trick	None	None	None
Last Vegas Hat Trick	None	None	None
Most Washington Goals	5 (two times)	5 (two times)	3 (two times)
Most Vegas Goals	6 (1/21/23)	4 (2/4/18)	6 (1/21/23)

# Vegas Golden Knights

## 2022-23 WASHINGTON CAPITALS VS. VEGAS GOLDEN KNIGHTS

CAPITALS LOST SEASON SERIES 0-1-1 • VEGAS 2-0-0

WASHINGTON	GOLDEN KNIGHTS	CAPITALS	ATTEND	GOALTENDERS	W. GOAL
NOV. 1, 2022	3	2	18,573	LOGAN THOMPSON / CHARLIE LINDGREN	SHEA THEODORE
VEGAS	GOLDEN KNIGHTS	CAPITALS	ATTEND	GOALTENDERS	W. GOAL
JAN. 21, 2023	6	2	18,251	LOGAN THOMPSON / DARCY KUEMPER	MICHAEL AMADIO

CAPITALS	GP	G	A	P	+/-	PIM	PPG	SH	GW	EN	S	%	GOLDEN KNIGHTS	GP	G	A	P	+/-	PIM	PPG	SH	GW	EN	S	%
DYLAN STROME	2	0	3	3	-1	0	0	0	0	0	2	0.0	ALEX PIETRANGELO	2	0	5	5	6	2	0	0	0	0	2	0.0
MARCUS JOHANSSON	2	2	0	2	1	0	1	0	0	0	3	66.7	NICOLAS ROY	2	1	2	3	2	0	0	0	0	0	1	100.0
TREVOR VAN RIEMSDYK	2	1	1	2	2	2	0	0	0	0	3	33.3	CHANDLER STEPHENSON	2	0	3	3	2	0	0	0	0	0	3	0.0
T.J. OSHIE	1	1	0	1	1	0	0	0	0	0	2	50.0	PAUL COTTER	1	2	0	2	2	0	0	0	0	0	5	40.0
ERIK GUSTAFSSON	2	0	1	1	-1	2	0	0	0	0	4	0.0	JACK EICHEL	2	1	1	2	3	0	1	0	0	0	2	50.0
EVGENY KUZNETSOV	2	0	1	1	0	0	0	0	0	0	4	0.0	ALEC MARTINEZ	2	1	1	2	5	0	0	0	0	0	1	100.0
ALEX OVECHKIN	1	0	1	1	-1	0	0	0	0	0	1	0.0	MICHAEL AMADIO	2	1	0	1	1	0	0	0	1	0	4	25.0
ALIAKSEI PROTAS	1	0	0	0	-1	0	0	0	0	0	1	0.0	WILLIAM CARRIER	1	1	0	1	1	0	0	0	0	0	1	100.0
JOE SNIVELY	1	0	0	0	-1	0	0	0	0	0	1	0.0	SHEA THEODORE	1	1	0	1	1	0	0	0	1	0	3	33.3
ALEXANDER ALEXEYEV	1	0	0	0	-3	0	0	0	0	0	1	0.0	BYRON FROESE	1	1	0	1	1	0	0	0	0	0	2	50.0
MARTIN FEHERVARY	2	0	0	0	-2	2	0	0	0	0	1	0.0	JONAS RONDBJERG	1	0	1	1	1	0	0	0	0	0	1	0.0
BECK MALENSTYN	1	0	0	0	0	0	0	0	0	0	0	--	KEEGAN KOLESAR	2	0	1	1	3	2	0	0	0	0	2	0.0
NICOLAS AUBE-KUBEL	1	0	0	0	-2	0	0	0	0	0	1	0.0	JONATHAN MARCHESSAULT	2	0	1	1	1	2	0	0	0	0	7	0.0
SONNY MILANO	1	0	0	0	-3	0	0	0	0	0	2	0.0	WILLIAM KARLSSON	2	0	1	1	-1	0	0	0	0	0	4	0.0
GARNET HATHAWAY	2	0	0	0	0	0	0	0	0	0	2	0.0	KAEDAN KORCZAK	1	0	0	0	-1	0	0	0	0	0	5	0.0
CONOR SHEARY	2	0	0	0	2	0	0	0	0	0	5	0.0	ZACH WHITECLOUD	1	0	0	0	-1	0	0	0	0	0	1	0.0
ANTHONY MANTHA	2	0	0	0	-2	2	0	0	0	0	2	0.0	NICOLAS HAGUE	2	0	0	0	0	2	0	0	0	0	1	0.0
TOM WILSON	1	0	0	0	-3	2	0	0	0	0	0	--	BRETT HOWDEN	1	0	0	0	0	2	0	0	0	0	0	--
MATT IRWIN	1	0	0	0	0	0	0	0	0	0	2	0.0	BEN HUTTON	1	0	0	0	0	0	0	0	0	0	1	0.0
NIC DOWD	1	0	0	0	0	0	0	0	0	0	0	--	MARK STONE	1	0	0	0	0	0	0	0	0	0	3	0.0
NICK JENSEN	2	0	0	0	-3	0	0	0	0	0	1	0.0	REILLY SMITH	2	0	0	0	-2	0	0	0	0	0	4	0.0
DMITRY ORLOV	2	0	0	0	-2	0	0	0	0	0	3	0.0	BRAYDEN MCNABB	2	0	0	0	-1	2	0	0	0	0	3	0.0
LARS ELLER	2	0	0	0	-2	0	0	0	0	0	0	--	PHIL KESSEL	2	0	0	0	0	2	0	0	0	0	2	0.0
NICKLAS BACKSTROM	1	0	0	0	-2	0	0	0	0	0	2	0.0													
GOALTENDERS	GP	MIN	GA	GAA	SO	W	L	OT	SA	SV%	GOALTENDER	GP	MIN	GA	GAA	SO	W	L	OT	SA	SV%				
CHARLIE LINDGREN	2	89	5	3.37	0	0	0	1	40	.875	LOGAN THOMPSON	2	121	4	1.98	0	2	0	0	43	.907				
DARCY KUEMPER	1	32	4	7.48	0	0	1	0	18	.778															

POWER PLAY: 1 - 5 (20%)

PENALTY KILLING: 2 - 3 (66.7%)

POWER PLAY: 1 - 3 (33.3%)

PENALTY KILLING: 4 - 5 (80%)

# Winnipeg Jets

## CLUB INFORMATION

**Founded**.....1999-00 (ATL), 2011-12 (WPG)  
**Home Arena**.....Canada Life Centre (15,325)  
**Stanley Cups**.....None  
**Executive Vice President & General Manager**.....Kevin Cheveldayoff  
**Head Coach**.....Rick Bowness  
**Associate Coach**.....Scott Arniel  
**Assistant Coaches**.....Wade Flaherty, Marty Johnston, Brad Lauer  
**Senior Director, Hockey Communications**.....Scott Brown  
**2022-23 Record**.....46-33-13 (95 points)  
**2022-23 Finish**.....4th, Central Division  
**2022-23 Playoffs**.....W. Conference First Round (def. by VGK, 4-1)

Canada Life Centre  
300 Portage Avenue  
Winnipeg, MB, R3C 5S4  
204.926.5599  
Fax: 204.926.5555  
@NHLJets



**2023-24 MEETINGS**  
March 11 at Winnipeg  
March 24 at Washington

## ALL-TIME SERIES HISTORY

TOTALS										HOME										AWAY									
YEAR	GP	W	L	T	OT	PTS	GF	GA		GP	W	L	T	OT	PTS	GF	GA			GP	W	L	T	OT	PTS	GF	GA		
99-00	5	4	1	0	0	8	18	7		2	2	0	0	0	4	8	2			3	2	1	0	0	4	10	5		
00-01	5	2	1	2	0	6	14	10		3	2	0	1	0	5	10	5			2	0	1	1	0	1	4	5		
01-02	5	3	1	1	0	7	14	6		2	2	0	0	0	4	8	2			3	1	1	1	0	3	6	4		
02-03	5	3	1	1	0	7	26	19		3	2	0	1	0	5	17	13			2	1	1	0	0	2	9	6		
03-04	6	2	3	1	0	5	16	15		3	1	1	1	0	3	7	7			3	1	2	0	0	2	9	8		
05-06	8	3	4	-	1	7	24	39		4	2	2	-	0	4	13	18			4	1	2	-	1	3	11	21		
06-07	8	3	3	-	2	8	22	25		4	1	2	-	1	3	11	14			4	2	1	-	1	5	11	11		
07-08	8	4	2	-	2	10	22	19		4	2	2	-	0	4	11	11			4	2	0	-	2	6	11	8		
08-09	6	4	2	-	0	8	24	24		3	3	0	-	0	6	15	10			3	1	2	-	0	2	9	14		
09-10	6	6	0	-	0	12	29	13		3	3	0	-	0	6	12	5			3	3	0	-	0	6	17	8		
10-11	6	2	4	-	0	4	13	20		3	2	1	-	0	4	11	10			3	0	3	-	0	0	2	10		
11-12	6	2	2	-	2	6	13	16		3	1	0	-	2	4	9	9			3	1	2	-	0	2	4	7		
12-13	5	4	1	-	0	8	20	8		2	1	1	-	0	2	7	7			3	3	0	-	0	6	13	1		
13-14	2	2	0	-	0	4	8	6		1	1	0	-	0	2	4	2			1	1	0	-	0	2	4	4		
14-15	2	1	1	-	0	2	5	4		1	1	0	-	0	2	5	1			1	0	1	-	0	0	0	3		
15-16	2	1	0	-	1	3	6	5		1	1	0	-	0	2	5	3			1	0	0	-	1	1	1	2		
16-17	2	2	0	-	0	4	7	5		1	1	0	-	0	2	4	3			1	1	0	-	0	2	3	2		
17-18	2	1	0	-	1	3	6	6		1	1	0	-	0	2	3	2			1	0	0	-	1	1	3	4		
18-19	2	1	1	-	0	2	4	4		1	1	0	-	0	2	3	1			1	0	1	-	0	0	1	3		
19-20	2	1	1	-	0	2	3	6		1	1	0	-	0	2	3	3			1	0	1	-	0	0	0	3		
20-21	Teams did not meet in 2020-21																												
21-22	2	2	0	-	0	4	9	5		1	1	0	-	0	2	4	3			1	1	0	-	0	2	5	2		
22-23	2	2	0	-	0	4	9	3		1	1	0	-	0	2	4	1			1	1	0	-	0	2	5	2		
Totals	97	55	28	5	9	124	312	265		48	33	9	3	3	72	174	132			49	22	19	2	6	52	138	133		

## SERIES INFORMATION

	Overall	at Washington	at Winnipeg
All-Time Series (W-L-T-OT)	WSH leads, 55-28-5-9	WSH leads, 33-9-3-3	WSH leads, 22-19-2-6
Current Streak	4 WSH wins (12/17/21-12/23/22)	10 WSH wins (4/23/13-12/23/22)	2 WSH wins (12/17/21-12/11/22)
Last Washington Win	12/23/22 (4-1)	12/23/22 (4-1)	12/11/22 (5-2)
Last Winnipeg Win	2/27/20 (0-3)	1/22/13 (2-4)	2/27/20 (0-3)
Last Tie	3/20/04 (2-2)	3/20/04 (2-2)	12/6/01 (3-3)
Last Overtime Game	1/18/22 (W. 4-3 OT)	1/18/22 (W. 4-3 OT)	2/13/18 (L, 3-4 OT)
Overtime Record	9-6-5	8-2-3	1-4-2
Last 10 Games (W-L-OT)	7-2-1	10-0-0	5-3-2
Longest Unbeaten Streak	8 (4/5/09-4/9/10)	10 (1/8/00-3/6/03)	5 (4/4/07-3/21/08)
Longest Winning Streak	8 (4/5/09-4/9/10)	10 (4/23/13-12/23/22)	4 (two times)
Longest Winless Streak	5 (3/13/04-10/8/05)	3 (two times)	4 (two times)
Longest Losing Streak	4 (11/19/10-11/17/11)	2 (11/3/06-11/22/06)	4 (10/8/10-11/17/11)
Washington Shutouts (Last)	8 (3/21/13)	2 (11/10/01)	6 (3/21/13)
Winnipeg Shutouts (Last)	6 (2/27/20)	1 (2/2/08)	5 (2/27/20)
Last Washington Hat Trick	A. Semin (10/23/10)	A. Semin (10/23/10)	A. Ovechkin (12/15/06)
Last Winnipeg Hat Trick	I. Kovalchuk (12/6/02)	I. Kovalchuk (12/6/02)	None
Most Washington Goals	8 (1/9/10)	7 (12/6/02)	8 (1/9/10)
Most Winnipeg Goals	8 (10/8/05)	7 (10/7/05)	8 (10/8/05)

# Winnipeg Jets

## 2022-23 WASHINGTON CAPITALS VS. WINNIPEG JETS

CAPITALS WON SEASON SERIES 2-0-0 • WINNIPEG 0-2-0

WASHINGTON	JETS	CAPITALS	ATTEND	GOALTENDERS	W. GOAL
DEC. 23, 2022	1	4	18,573	CHARLIE LINDGREN / DAVID RITTICH	SONNY MILANO
WINNIPEG	JETS	CAPITALS	ATTEND	GOALTENDERS	W. GOAL
DEC 11, 2022	2	5	14,096	CHARLIE LINDGREN / CONNOR HELLEBUYCK	MARCUS JOHANSSON

CAPITALS	GP	G	A	P	+/-	PIM	PPG	SH	GW	EN	S	%	JETS	GP	G	A	P	+/-	PIM	PP	SH	GW	EN	S	%
ALEX OVECHKIN	2	3	1	4	1	0	0	0	0	2	10	30.0	PIERRE-LUC DUBOIS	2	1	0	1	-1	0	0	0	0	0	4	25.0
CONOR SHEARY	2	0	3	3	0	0	0	0	0	0	1	0.0	KEVIN STENLUND	1	1	0	1	0	0	0	0	0	0	2	50.0
EVGENY KUZNETSOV	2	1	1	2	1	0	1	0	0	0	2	50.0	ADAM LOWRY	2	1	0	1	0	0	0	0	0	0	6	16.7
NIC DOWD	2	1	1	2	2	2	0	0	0	0	2	50.0	KARSON KUHLMAN	1	0	1	1	-1	2	0	0	0	0	1	0.0
DMITRY ORLOV	2	0	2	2	1	0	0	0	0	0	4	0.0	MORGAN BARRON	2	0	1	1	0	0	0	0	0	0	3	0.0
SONNY MILANO	2	1	0	1	1	0	0	0	1	0	4	25.0	MICHAEL EYSSIMONT	2	0	1	1	0	0	0	0	0	0	3	0.0
TREVOR VAN RIEMSDYK	2	1	0	1	2	0	0	0	0	0	2	50.0	AXEL JONSSON-FJALLBY	2	0	1	1	-1	0	0	0	0	0	1	0.0
MARCUS JOHANSSON	2	1	0	1	3	0	0	1	1	0	4	25.0	KYLE CONNOR	2	0	1	1	-1	0	0	0	0	0	3	0.0
LARS ELLER	2	1	0	1	2	4	0	0	0	0	1	100.0	JOSH MORRISSEY	2	0	1	1	-1	0	0	0	0	0	5	0.0
ALIAKSEI PROTAS	2	0	1	1	2	0	0	0	0	0	6	0.0	COLE PERFETTI	1	0	0	0	-1	0	0	0	0	0	3	0.0
DYLAN STROME	2	0	1	1	-2	0	0	0	0	0	1	0.0	VILLE HEINOLA	1	0	0	0	0	0	0	0	0	0	0	--
GARNET HATHAWAY	2	0	1	1	2	0	0	0	0	0	5	0.0	DAVID GUSTAFSSON	2	0	0	0	-3	2	0	0	0	0	1	0.0
ANTHONY MANTHA	2	0	1	1	1	0	0	0	0	0	5	0.0	NEAL PIONK	2	0	0	0	-3	0	0	0	0	0	2	0.0
ERIK GUSTAFSSON	1	0	1	1	2	2	0	0	0	0	1	0.0	DYLAN SAMBERG	1	0	0	0	-2	0	0	0	0	0	1	0.0
JOHN CARLSON	2	0	1	1	1	0	0	0	0	0	7	0.0	KYLE CAPOBIANCO	1	0	0	0	0	0	0	0	0	0	0	--
LUCAS JOHANSEN	1	0	0	0	0	0	0	0	0	0	2	0.0	JANSEN HARKINS	2	0	0	0	-1	0	0	0	0	0	3	0.0
NICOLAS AUBE-KUBEL	1	0	0	0	0	0	0	0	0	0	2	0.0	NATE SCHMIDT	1	0	0	0	-2	0	0	0	0	0	2	0.0
MATT IRWIN	2	0	0	0	0	2	0	0	0	0	1	0.0	MARK SCHEIFELE	2	0	0	0	-2	14	0	0	0	0	6	0.0
NICK JENSEN	2	0	0	0	1	0	0	0	0	0	2	0.0	DYLAN DEMELO	2	0	0	0	0	2	0	0	0	0	5	0.0
T.J. OSHIE	1	0	0	0	1	0	0	0	0	0	1	0.0	BRENDEN DILLON	2	0	0	0	-1	0	0	0	0	0	0	--
													SAM GAGNER	2	0	0	0	-2	0	0	0	0	0	3	0.0
													BLAKE WHEELER	1	0	0	0	0	2	0	0	0	0	1	0.0

GOALTENDERS	GP	MIN	GA	GAA	SO	W	L	OT	SA	SV%	GOALTENDERS	GP	MIN	GA	GAA	SO	W	L	OT	SA	SV%
CHARLIE LINDGREN	2	120	3	1.51	0	2	0	0	57	.947	CONNOR HELLEBUYCK	1	58	4	4.11	0	0	1	0	35	.886
											DAVID RITTICH	1	58	3	3.10	0	0	1	0	26	.885

POWER PLAY: 1 - 6 (16.7%)

PENALTY KILLING: 5 - 5 (100%)

POWER PLAY: 0 - 5 (0%)

PENALTY KILLING: 5 - 6 (83.3%)



**2023 - 24**  
MEDIA GUIDE



***MISCELLANEOUS***

# NHL Directory



**Gary Bettman**



**Bill Daly**



**Colin Campbell**

## NHL OFFICES

### NEW YORK

One Manhattan West  
395 Ninth Avenue  
New York, NY 10001  
O: 212-789-2000  
F: 212-789-2020

### MONTREAL

1800 McGill College Avenue, Suite 2600  
Montreal, QC H3A 3J6  
O: 514-841-9220

### TORONTO

50 Bay Street, 11th Floor  
Toronto, ON M5J 2X8  
O: 416-359-7900  
F: 416-981-2779

## NHL EXECUTIVE DIRECTORY

Commissioner..... Gary B. Bettman  
Deputy Commissioner..... William Daly  
Senior Executive Vice President of Hockey Operations..... Colin Campbell

## NHL COMMUNICATIONS (@PR\_NHL)

### COMMUNICATIONS

GARY MEAGHER, Senior Executive Vice President  
O: 416-359-7960, C: 416-729-4700, gmeagher@nhl.com

JOHN DELLAPINA, Executive Vice President  
O: 212-789-2115, C: 917-363-7988, jdellapina@nhl.com  
\* Commissioner and Department of Player Safety requests

JENNIFER NEZIOL, Vice President, Corporate Communications  
O: 212-789-2042, C: 646-908-0679, jneziol@nhl.com  
\* Corporate and business communications inquiries/requests

GREG INGLIS, Senior Director  
O: 212-789-2065, C: 347-853-2461, ginglis@nhl.com  
\* Editorial content/research

NIRVA MILORD, Senior Director, Corporate Communications  
O: 212-789-2123, C: 917-715-6187, nmilord@nhl.com  
\* Entertainment publicity

JENNIFER MOAD, Senior Director  
O: 416-359-7961, C: 416-527-2852, jmoad@nhl.com  
\* Hockey Operations and Officiating requests

JULIE YOUNG, Senior Director  
O: 416-359-7964, C: 416-605-3550, jyoung@nhl.com  
\* NHL esports, Hockey Is For Everyone and community initiatives inquiries

JOSH BERNSTEIN, Director  
O: 212-789-2609, C: 516-528-8365, jbrn@nhl.com  
\* Editorial content/research, Media.NHL.com, Records.NHL.com, game notes and Sport-Scan

JASMINE GHAFOR, Director  
O: 416-359-7968, C: 647-808-4876, jghafour@nhl.com

BRAD KLEIN, Director, Corporate Communications  
O: 212-324-8140, C: 347-380-2993, bklein@nhl.com

DELIA BRENGEL, Coordinator, Corporate Communications  
O: 332-230-2406, C: 646-413-2021, dbrengel@nhl.com

### STATISTICS & INFORMATION

Email: nhlstats@nhl.com  
Twitter: @PR\_NHL  
Instagram: @PR\_NHL

RUSSELL LEVINE, Group Vice President  
C: 347-853-4159, rlevine@nhl.com

TREVOR BJERGSO, Director  
C: 416-540-5306, tbjergso@nhl.com  
\* Situation Room & Central Scouting requests

BRENDON CROSSMAN, Director  
C: 416-702-4645, bcrossman@nhl.com

MITCH DONAIS, Manager, Graphic Designer  
mdonais@nhl.com

MICHAEL NOVALES, Motion Designer/Video Editor  
mnoval@nhl.com

NICK CARAFA, Senior Manager  
ncarafa@nhl.com

STUART McCOMISH, Senior Manager  
C: 437-772-3272, smccomish@nhl.com

SCOTT RODGERS, Senior Manager  
srodgers@nhl.com

MIKE BIERGARD, Manager  
mbiergard@nhl.com

JOHN BURD, Manager  
jburd@nhl.com

SARA CAMPBELL, Manager  
scampbell@nhl.com

NICOLE DAWE, Manager  
ndawe@nhl.com

### EVENT COMMUNICATIONS & PLAYER DEVELOPMENT (nhleventcommunications@nhl.com)

JAMEY HORAN, Senior Vice President  
O: 212-789-2785, C: 646-652-9981, jhoran@nhl.com  
\* Deputy Commissioner requests and event/player development inquiries

CHRIS WOJCICK, Senior Director  
O: 212-789-2097, C: 646-285-7711, cwojcik@nhl.com  
\* Event inquiries

DAVID KEON, Senior Manager  
O: 416-359-7962, C: 416-729-5665, dkeon@nhl.com  
\* International credentials

BOB CRAWFORD, Manager  
O: 212-324-8161, C: 646-455-7932, bcrawford@nhl.com  
\* Event credentials

JEFF DAY, Manager  
O: 212-789-2108, C: 914-552-1660, jday@nhl.com

SAM GILBERT, Manager  
O: 416-359-7908, C: 514-594-8441, sgilbert@nhl.com

EMILY CAMPBELL, Coordinator  
O: 212-789-2113, ecampbell@nhl.com

CHLOE BLEYER, Assistant  
O: 212-789-2690, C: 410-258-3281, cbleyer@nhl.com

# NHL ON-ICE OFFICIALS

## REFEREES

Beach, Cody*	45
Blandina, Brandon	39
Brenk, Jacob	26
Charron, Francis	6
Chmielewski, Tom	18
Dunning, Mitch	20
Dwyer, Gord	19
Furlatt, Eric	27
Halkidis, Beaudry*	48
Hamilton, Graedy*	41
Hanson, Trevor	14
Hebert, Ghislain	22
Hebert, Jean	15
Hiff, Stephen*	46
Joannette, Marc	25
Kea, Justin*	44
Kozari, Steve	40
Lambert, Pierre	37
L'Ecuyer, Frederick	17
Lee, Chris	28
Luxmore, Thomas John	21
MacDougall, Peter	38
MacPhee, Morgan*	43
Markovic, Michael	31
McCauley, Wes	4
McIsaac, Jon	2
Nicholson, Kendrick	30
O'Rourke, Dan	9
Pochmara, Brian	16
Pollock, Kevin	33
Rank, Garrett	7
Rehman, Kyle	10
Rooney, Chris	5
Samuels-Thomas, Jordan*	42
Sandlak, Carter	47
Schlenker, Chris	3
Schrader, Brandon	34
Skilliter, Graham	24
South, Furman	13
St-Laurent, Francois	8
St. Pierre, Justin	12
Sullivan, Michael*	47
Sutherland, Kelly	11
Syvret, Corey	23

## LINESPERSONS

Alphonso, Shandor	52
Apperson, Caleb	77
Baker, Tyson	88
Barton, Steve	59
Berg, Devin	87
Brisebois, David	96
Cherrey, Scott	50
Cormier, Michel	76
Daisy, Ryan	81
Deschamps, Jonathan	80
Flemington, Kyle	55
Fournier, Julien	56
Galloway, Ryan	82
Gawryletz, Brandon	64
Gawryletz, Travis	67
Gibbons, Ryan	58
Grillo, Brandon*	75
Hughes, Tommy	65
Hunt, Mitchell*	62
Jackson, Ryan*	84
Johnson, Justin*	57
Kelly, Dan	98
Knorr, Trent	74
Kovachik, Brad	71
MacPherson, Matt	83
Mahon, Joseph*	89
Marquis, Jesse	86
McNamara, Kilian	93
Mills, Bevan	53
Murchison, Kiel	79
Murray, CJ	68
Murray, Jonny	95
Nansen, Derek	70
O'Quinn, Ben	91
Pancich, Bryan	94
Shewchuk, Mark	92
Smith, Andrew	51
Suchanek, Libor	60
Tobias, James	61
Toomey, Travis	90

\* Minor league official

# 2023-24 NHL Dates of Interest

## OCTOBER 2023

Monday, Oct. 19: Opening day playing rosters set (5 p.m. ET)  
 Tuesday, Oct. 10: First games of the 2023-24 regular season in North America  
 Wednesday, Oct. 25: CSD: Preliminary Players to Watch List

## NOVEMBER 2023

Wednesday, Nov. 1: NHL begins the annual campaign for Hockey Fights Cancer  
 Friday, Nov. 10: Hockey Hall of Fame Game (Calgary Flames at Toronto Maple Leafs)  
 Monday, Nov. 13: Hockey Hall of Fame Induction Celebration (Toronto, Ont.)  
 Class of 2023 Inductees: Tom Barrasso, Henrik Lundqvist, Caroline Ouelette, Pierre Turgeon, Mike Vernon (Player category); Ken Hitchcock, Pierre Lacroix (Builder category)  
 Tuesday, Nov. 14: NHL General Managers' Meeting (Toronto, Ont.)  
 Wednesday, Nov. 15: CSD: Players to Watch List Updated  
 Sunday, Nov. 26: NHL Founders Day (1917).

## DECEMBER 2023

Friday, Dec. 1: Signing deadline for Group 2 free agents (5 p.m. ET)  
 Wednesday, Dec. 6: U.S. Hockey Hall of Fame Induction (Inductees: Dustin Brown, Brian Burke, Katie King, Jamie Langenbrunner and Brian Murphy) and Celebration of Lester Patrick (Recipient: TBA) (Boston, Mass.)  
 Dec. 12-13: NHL Board of Governors Meeting (Fla.)  
 Dec. 20-27: Holiday roster freeze in effect: For all players on an NHL active roster, injured reserve, or with non-roster and injured non-roster status as of 11:59 p.m. (local time) Dec. 19, a roster freeze shall apply through 12:01 a.m. (local time) Dec. 28, with respect to waivers, trades and loans, subject to the exceptions provided for in CBA Article 16.5 (d)  
 Dec. 24-26: Holiday break (no scheduled practices — dressing rooms closed)  
 Dec. 26 to Jan. 5: IIHF Men's World Junior Championship (Gothenburg, Sweden)

## JANUARY 2024

Monday, Jan. 1: 2024 Discover NHL Winter Classic (Vegas Golden Knights at Seattle Kraken; T-Mobile Park, Seattle, Washington)  
 Jan. 6-14: IIHF Women's Under-18 World Championship (Zug, Switzerland)  
 Jan. 12-15: NHL Central Scouting Mid-Season Rankings released  
 Tuesday, Jan. 10: 2022-23 regular season surpasses the halfway mark during a 10-game day (656 GP)  
 Wednesday, Jan. 24: 2024 CHL/NHL Top Prospects Game (Avenir Centre, Moncton, N.B.)

## FEBRUARY 2024

Feb. 1-29: NHL celebrates Black History Month.  
 Feb. 1-4: NHL All-Star Break (no games played):  
 • Feb. 1-3: No scheduled practices; dressing rooms closed  
 • Friday, Feb. 2: 2024 NHL All-Star Skills Presented by Draft Kings at Scotiabank Arena in Toronto, Ont.  
 • Saturday, Feb. 3: 2024 Honda NHL All-Star Game at Scotiabank Arena in Toronto, Ont.  
 Monday, Feb. 5: 2023-24 NHL regular season resumes.  
 Saturday, Feb. 17: 2024 Navy Federal Credit Union NHL Stadium Series (Philadelphia Flyers vs. New Jersey Devils; MetLife Stadium, East Rutherford, New Jersey).  
 Sunday, Feb. 18: 2024 Navy Federal Credit Union NHL Stadium Series (New York Rangers vs. New York Islanders; MetLife Stadium, East Rutherford, New Jersey).  
 Feb. 19-25: Hockey Week Across America (USA Hockey); USA Hockey National Try Hockey for Free Day (Feb. 25)

## MARCH 2024

March 1-31: NHL celebrates Gender Equality Month  
 Friday, March 8: 2023 NHL Trade Deadline (3 p.m. ET)  
 March 18-20: NHL General Managers' Meeting (Manalapan, Fla.)

## APRIL 2024

April 1-30: NHL celebrates Earth Month  
 April 3-14: IIHF Women's World Championship (Utica, NY)  
 TBA: 2024 NHL Draft Lottery  
 Week of 15th: NHL Central Scouting Final Rankings released  
 Saturday, April 20: 2024 Stanley Cup Playoffs begin  
 April 25-May 5: 2024 IIHF Men's U18 World Championship (Espoo and Vantaa, Finland)

## MAY 2024

May 1-31: NHL celebrates Asian & Pacific Islander Heritage Month  
 May 10-26: 2024 IIHF Men's World Championship (Prague and Ostrava, Czechia)  
 May 24 to June 2: 2024 CHL Memorial Cup (Dow Event Center, Saginaw, Mich.)

## JUNE 2024

June 1-30: NHL celebrates Pride Month  
 June 2-8: 2024 NHL Scouting Combine (LECOM Harborcenter, Buffalo, N.Y.)  
 Saturday, June 15: Deadline for first club-elected salary arbitration notification (5 p.m. ET).  
 Monday, June 24: Last possible day of 2024 Stanley Cup Final  
 Monday June 26: 2023 NHL Awards (Bridgestone Arena, Nashville, Tenn.)  
 Tuesday, June 27: NHL General Managers' Meeting (Nashville, Tenn.)  
 June 28-29: 2023 NHL Draft (Bridgestone Arena, Nashville, Tenn.)

## JULY 2024

Monday, July 1: Free agency begins (12 p.m. ET)  
 Friday, July 5: Deadline for player-elected salary arbitration notification (5 p.m. ET)  
 Saturday, July 6: Deadline for second club-elected salary arbitration notification  
 July 20 to Aug. 4: Salary arbitration hearings held

## AUGUST 2024

Tuesday, Aug. 6: Deadline for salary arbitration decisions to be rendered

# Dave Fay Award

The Dave Fay Award is presented annually to the Capitals player who best exhibits a strong rapport with the media. Fay covered the Capitals for The Washington Times from the newspaper's inception in 1982 until 2007. Fay, who passed away in 2007 after a battle with cancer, was posthumously awarded the Elmer Ferguson Memorial Award by the Hockey Hall of Fame, presented in "recognition of distinguished members of the newspaper profession whose words have brought honor to journalism and to hockey." Fay was also named a lifetime member of the Professional Hockey Writers Association and is honored by the Capitals on the Washington Capitals Media Wall of Fame.

## Dave Fay Award Winners:

- 2015-16: Karl Alzner
- 2016-17: T.J. Oshie
- 2017-18: Matt Niskanen
- 2018-19: Brett Connolly
- 2019-20: Tom Wilson
- 2020-21: T.J. Oshie
- 2021-22: Lars Eller
- 2022-23: Dylan Strome



Dave Fay was presented the Elmer Ferguson Memorial Award for his outstanding work as a beat writer covering the Washington Capitals in 2007



Dylan Strome received the Dave Fay Award following the 2022-23 season



Dave Fay with Capitals forward Mike Gartner

# Television Broadcasters



## JOE BENINATI Television Play-by-Play

Joe Beninati, 56, is entering his 29th season of National Hockey League TV play-by-play with the Washington Capitals as the lead voice with Monumental Sports Network.

In addition to his hockey duties in the nation's capital, he spent six seasons describing the action for the NHL's national cable television package on Versus (VS) from 2005 through 2011. Joe was on the call for the 2011, 2019, and 2020 Winter Classics at Heinz Field, the University of Notre Dame, and the Cotton Bowl for NHL International. In past years, he has freelanced with ESPN, NHL Radio, and WFAN-New York radio broadcasts during the regular season, Stanley Cup Playoffs, and World Cup of Hockey. In 2002 and 2006 he provided radio play-by-play for Westwood One coverage of the Olympic men's hockey tournament in Salt Lake City and Torino. He has called select men's college hockey games on College Sports Television (CSTV) and the Big Ten Network (BTN), as well as the NCAA Men's Hockey Tournament on ESPN.

Joe graduated to the NHL in 1994 after five seasons of Radio/TV play-by-play in the American Hockey League holding jobs in Portland, Maine, and Providence, Rhode Island. Prior to joining the professional ranks, he was sports information director for two years at his alma mater Bowdoin College in Brunswick, Maine.

A 16-time Capital Region Emmy Award winner for excellence in play-by-play, Joe has been named D.C. Sportscaster of the Year three times. In the summer of 2020, Beninati was honored with the National Academy of Television Arts and Sciences (Capital Region) Board of Governor's Award, presented for truly outstanding achievement and unique accomplishment.

On the football gridiron, Beninati is working his 8th season calling collegiate Big Ten football action on the Big Ten Network. He was at the microphone for four seasons of Mountain West and PAC-10 Conference football on VS. His prior TV football credits include Maryland, Navy, CAA, and select FCS games on Comcast SportsNet (CSN) and CN-8. He spent four seasons voicing select major college football games nationally on Westwood One Radio.

Joe is recognized as one of the leading announcers in the sport of lacrosse. He calls collegiate regular-season and conference tournament action on the Big Ten Network, plus NCAA Tournament games on ESPN / ESPN2. At the pro level, he delivered 16 seasons of Major League Lacrosse nationally on ESPN and throughout the Mid-Atlantic region. Beninati was the TV voice for ESPN's coverage of the 2022 World Lacrosse Women's World Championships in July. The summer of 2022 was his second calling the play for Athletes Unlimited Lacrosse on the ESPN family of networks.

His resume includes two seasons of radio play-by-play with the Washington Mystics of the WNBA, plus fill-in radio and television work with the Washington Wizards in the NBA. Beninati has also substituted as a TV play-by-play man for Baltimore Orioles baseball on Home Team Sports (HTS). In more recent summers, he has called World Team Tennis matches on CSN for the Washington Kastles.

A 1987 graduate of Bowdoin College, Joe has a bachelor's degree in biology. He is single and resides in Vienna, VA.



## CRAIG LAUGHLIN Television Analyst

Craig Laughlin is celebrating his 34th season in the booth and 40th season in the Capitals organization as a player or broadcaster. With 10 years of professional playing experience in the NHL and Europe, Laughlin brings to the audience his unique understanding of the game, offering insightful, entertaining and expert analysis on Monumental Sports Network. The three time Emmy winner has also served as a radio analyst during the Stanley Cup playoffs and World Cup of Hockey, as well as an analyst on the NHL Network during the 2008 Stanley Cup playoffs.

Laughlin played four years of NCAA Division I hockey at Clarkson University and his No. 22 is retired at the school. Following his play at Clarkson University, Laughlin began his professional career with the Montreal Canadiens in 1979-80. He joined the Capitals for the 1982-83 season, arriving as part of the blockbuster trade that brought Rod Langway to D.C. Laughlin remains one of the select few players in Capitals history to have played 400 games with the club and ranks 22nd among the franchise's all-time scoring leaders. His tenure with Washington was highlighted by a 30-goal, 75-point season in 1985-86. During the Capitals' 40th anniversary season in 2014-15, Laughlin was selected as one of the 40 Greatest Caps players of all time. Laughlin completed his NHL career having appeared in 549 games, recording 136 goals and 205 assists while playing for Montreal, Washington, Los Angeles and Toronto. He played his final season in Landshut, Germany, in 1989-90 before retiring as a player and moving to the broadcast booth.

Laughlin has been involved in a number of business ventures in addition to broadcasting and remains active in area youth hockey programs. He is president of Network Hockey, a year-round hockey development program for aspiring hockey players. He also served as co-owner and general manager of the ECHL's Richmond Renegades, winning a Riley Cup championship in 1995.

Laughlin, along with his wife, Linda, have started the Laughlin Family Foundation. The mission of the Laughlin Family Foundation is to fund initiatives to advance the care and research around cancers for which there is limited clinical and patient knowledge and understanding. The Laughlin Family Foundation is a 501(c)(3) nonprofit public charity organization.



**MONUMENTAL**  
SPORTS NETWORK



## AL KOKEN Television Analyst

Al Koken is in his 39th season covering the Washington Capitals for television broadcasts. Koken has been a color analyst, play-by-play announcer and rinkside reporter during his career covering the Capitals, which started in 1984-85 during the inaugural season of Home Team Sports. He returns to the Monumental Sports Network broadcast team this season to offer ice-level insight and interviews with team members and other hockey personalities. In addition to his Capitals coverage, "Smokin' Al" Koken has served a variety of roles including play-by-play announcer, sideline reporter and studio host for broadcasts of the NBA's Washington Wizards, MLB's Baltimore Orioles and NCAA basketball. He is a multiple Emmy award winner.

Al can be heard regularly as a contributor on 106.7 The Fan and The Team980. During his distinguished Washington sports journalism career, now spanning over 45 years, Koken has also served as a print journalist for UPI and the Washington Star and sports anchor for TV stations WUSA and WTTG, as well as radio station WTOP. In addition, he has also worked with ESPN and Fox Sports over the years.

A native of St. Louis, Mo., Koken has a degree in government and political science from American University.

# Radio Broadcasters/Content



## JOHN WALTON Senior Director of Broadcasting/ Radio Play-by-Play Announcer

John Walton enters his 13th season as the radio play-by-play voice of the Washington Capitals, and also serves as the team's Senior Director of Broadcasting, overseeing the Washington Capitals Radio Network and Caps Radio 24/7, the team's 24-hour audio channel.

In addition to calling the play-by-play on the Capitals Radio Network, Walton also calls hockey on both the national and international stage for NBC Sports, having previously called college, NHL, Stanley Cup Playoff and Olympic hockey for the network dating back to 2012. He was also on the call for the Capitals on radio as the team won its first Stanley Cup title in franchise history in 2018.

Prior to joining the Capitals, Walton was the Senior Manager of Communications for Washington's American Hockey League affiliate in Hershey, where he called the action for the Bears for nine seasons. Walton called three Calder Cup championship seasons for the Bears, in 2006, 2009 and 2010, and called the play-by-play for Hershey's postseason games on NHL Network and Comcast SportsNet Mid-Atlantic.

In addition to hockey, Walton served as the public address announcer for the Cincinnati Reds from 1996-2002 at Riverfront Stadium/Cinergy Field. He also during his time in Cincinnati was the first play-by-play voice of the AHL's Cincinnati Mighty Ducks from 1997-2000 and also served as a sports anchor/helicopter traffic reporter for WLW-AM 700 in Cincinnati.

Walton began his hockey play-by-play career at Miami University in Oxford, Ohio, where he was the Voice of the Redhawks from 1994-96, and also announced football and basketball at WRBI-FM 103.9 in Batesville, Indiana during that time. In addition to sports, Walton was also a disc jockey at 97 X, WOXY-FM in Oxford, a station recognized by Rolling Stone Magazine four times in the 1990's as one of the magazine's "15 Best Radio Stations."



## MIKE VOGEL Senior Editor and Content Strategist

Mike Vogel started covering the Capitals at the outset of the 1995-96 season and is now beginning his 29th season of covering hockey in Washington. He has been in his current position with WashingtonCaps.com since the start of the 1999-00 season.

In addition to providing most of the written content on the team's official website, Vogel also appears on Two-Man Advantage, the video pregame show for the Web and Capitals One Arena. 'Two-Man Advantage' debuted in 2007-08.

Vogel travels with the team and writes a preview, a morning skate update, a recap and a notebook for every Capitals game in addition to numerous other frequent entries on his blog at dumpnchase.com. A native of Lansing, Mich., Vogel grew up in the greater Boston and Chicago areas. He received his bachelor's degree from Northwestern University.



## KEN SABOURIN Radio Analyst

Ken Sabourin returns to the Capitals' broadcast team for his 21st year providing insightful analysis for radio coverage of home games. Sabourin joined the team in 2002-03.

A player for five years in the NHL and a defenseman for Washington during the 1990-91 and '91-92 campaigns, Sabourin retired from professional hockey following the 1998-99 season. In 74 games with Washington and Calgary, the native of Scarborough, Ontario, recorded two goals and eight assists, including five points in 28 games for the Capitals in 1990-91. In 47 games over his two seasons with Washington, Sabourin recorded one goal and four assists while registering 129 penalty minutes. While playing for Calgary in 1988-89, Sabourin appeared in one playoff game en route to the Flames' Stanley Cup title.

Drafted by Calgary in the second round (33rd overall) of the 1984 Entry Draft, Sabourin continued his hockey involvement following his playing career by serving as an analyst for the Sunshine Network's coverage of the now-defunct Orlando Solar Bears of the International Hockey League. He remains active in area youth hockey and with the Capitals alumni group.



## TARYN BRAY Senior Digital Media Correspondent

Taryn Bray is entering her sixth season with the Capitals after joining the organization in December of 2018 as a Digital Media Correspondent.

Bray appears on-camera for the Capitals' social media channels, website and in Capital One Arena for Rinkside Update, community videos and other sponsored digital series.

In addition, Bray covers the Capitals' community initiatives and is responsible for producing articles highlighting players' lives outside of hockey. Bray also produces social media content.

A native of Miami, Fla., Bray received her bachelor's degree in broadcasting from the University of Florida.