




# 1981-82 Sabres' Schedule

S	M	T	W	T	F	S	S	M	T	W	T	F	S
OCTOBER							NOVEMBER						
				1	2	3	1 C PHI	2	3	4 C CAL	5	6	7 W NYI
4	5	6	7 WSH	8	9	10 W MTL	8 HART	9	10	11 C NYR	12	13 C NYR	14
11 VAN	12	13	14 QUE	15	16	17 C WSH	15 C BOS	16	17	18 W CHI	19	20 C COL	21 LA
18 C MTL	19	20	21 WIN	22	23 C TOR	24	22	23	24	25 W DET	26	27	28 TOR
25 C MIN	26	27	28 STL	29	30	31 C PITT	29 C NYI	30					
DECEMBER							JANUARY						
		1	2	3 C BOS	4 W HART	5						1	2 C QUE
6 PITT	7	8	9 COL	10	11	12 C DET	3 C MTL	4	5	6 C DET	7	8	9 W HART
13 C QUE	14	15 C LA	16	17 C PHI	18	19 C QUE	10 C LA	11	12	13 C CHI	14	15 C TOR	16
20 C HART	21	22 W ST L	23	24	25	26 C PITT	17 C HART	18	19 W MTL	20	21	22 C QUE	23 C QUE
27 C WSH	28	29	30	31 C MIN			24	25	26	27 VAN	28	29 C EDM	30 C CAL
							31						
FEBRUARY							MARCH						
	1	2	3 C BOS	4 W BOS	5	6		1	2	3 C HART	4	5	6 C HART
7 C NYI	8	9	10 C WIN	11 W PHI	12	13	7 C MTL	8	9	10 VAN	11	12 C EDM	13 C CAL
14	15	16 W ST L	17 C CHI	18	19	20 C MTL	14	15	16 C BOS	17	18 W HART	19	20 C *BOS
21 C COL	22	23	24 C EDM	25	26 C WIN	27 W MIN	21 C MTL	22	23	24	25 W BOS	26 C NYR	27
28							28 C BOS	29	30 W QUE	31			
W Indicates games televised on WGR-TV C Indicates games on one form or another of Cable TV * Indicates afternoon game							APRIL						
HOME <span style="background-color: yellow; border: 1px solid black; display: inline-block; width: 15px; height: 10px;"></span> ROAD <span style="background-color: lightblue; border: 1px solid black; display: inline-block; width: 15px; height: 10px;"></span>							1 2 3 C MTL						
							4 C QUE 5 6 7 8 9 10						

# MEDIA GUIDE

## Buffalo Sabres 1981-82






#### THE FRONT OFFICE

General Manager and Coach Scott Bowman returns to coaching in an effort to win his sixth Stanley Cup.



#### THE YEAR PAST

A look at the Sabres' statistics last year, both individually and teamwise, as well as team records and awards.



#### THE PLAYERS

It's the individuals that make up a team and here are profiles on each of the Sabres.



#### THE MEDIA

Ted Darling, the Voice of the Sabres, does much more than just play-by-play of hockey games. Here, he serves as auctioneer at the Sabres Super Carnival.

# T A B L E O F C O N T E N T S

<b>Directory</b>	2
<b>The Front Office</b>	3
Seymour/Northrup Knox	4
Robert Swados/David Forman	5
Mitchell Owen/Robert Pickel	6
William Scott Bowman	7
John "Bucky" Kane/Jim Roberts	8
Nick Polano/Scouts	9
Sabres' Staff	10
<b>The Year Past</b>	11
1980-81 Scores	12, 13
1980-81 NHL Final Standings, Leading Scorers, Goaltenders	14
Sabres' Final Scoring Statistics, 1980-81	15
Buffalo vs.	
Boston/Calgary	16, 17
Chicago/Colorado	18, 19
Detroit/Edmonton	20, 21
Hartford/Los Angeles	22, 23
Minnesota/Montreal	24, 25
NY Islanders/NY Rangers	26, 27
Philadelphia/Pittsburgh	28, 29
Quebec/St. Louis	30, 31
Toronto/Vancouver	32, 33
Washington/Winnipeg	34, 35
Power Play and Shorthanded Goals, Hat Tricks/Penalty Shots	36
What Did They Wear?	37
Sabres' Scoring Story	38, 39
All-Time Coaching Record	40
Eleven Years in the NHL	40, 41
Draft Selections	42, 43
The Sabres — From Where and When	43
Awards and Trophies	44-46
Sabres' Regular Season and Playoff Records	47-55
Sabres' 1981-82 Roster	56, 57
Individual Scoring vs. NHL	58-60
<b>The Players</b>	61
Player Biographies	62-101
Mike Keenan	102
In The System	103-108
<b>Media</b>	109
Radio & TV	110
Accommodations/Media Service	111
NHL Public Relations Directory	112

**COVER:** Team Captain Danny Gare, who has scored 102 goals in the last two seasons and has been named the Sabres' most valuable player in both seasons, is surrounded by some of the Sabres' top young players.

**EDITED BY:** Gerry Helper

**COVER DESIGN BY:** Tom Moore

**PHOTOS BY:** Robert Shaver and Bill Wippert

## 1981-82 SABRES' DIRECTORY

*Chairman of the Board  
and President*  
*Vice Chairman of the Board*  
*Vice President and Counsel*  
*Executive Vice President*  
*Treasurer*  
*Board of Directors*  
*includes all above listed  
officers and*

*\*Member of*  
*Executive Committee*  
*Administrative Vice President*  
*Vice President/Finance*  
*Secretary*  
*Comptroller*  
*Director of Hockey Operations*  
*General Manager and Coach*  
*Director of Player Personnel  
and Scouting*  
*Associate Coach*  
*Assistant Coach*  
*Director of Communications*  
*Media Relations*  
*Radio/TV Play-by-Play*

*Ticket Manager*  
*Director of Marketing*  
*Director of Special Operations*  
*Director of Security*  
*Merchandising Manager*  
*Sales Representatives*  
*Club Doctor*  
*Orthopedic Consultant*  
*Club Dentist*  
*Head Trainer*  
*Assistant Trainer*  
*Club Staff*

*Executive Offices*  
*Telephone/Executive Offices*  
*Telephone/Ticket Office*  
*Home Ice*  
*Dimensions of Rink*  
*Capacity including Stands*  
*Location of Press Box*

*Club Colors*  
*Uniforms*

*Off-ice Officials*

*Organist*  
*Soloist*

\*Seymour H. Knox III  
\*Northrup R. Knox  
\*Robert O. Swados  
\*David G. Forman  
\*Joseph T.J. Stewart


Edwin C. Andrews  
Peter C. Andrews  
\*George L. Collins, Jr., M.D.  
John B. Fisher  
Robert E. Rich, Jr.  
Howard T. Saperston  
Robert M. Schmon  
\*Paul Schoellkopf  
\*George Strawbridge, Jr.  
Arthur Victor, Jr.  
Mitchell Owen  
Robert W. Pickel  
James E. Rolls  
Gretchen Staebell

William Scott Bowman  
John "Bucky" Kane

Jim Roberts  
Nick Polano  
Paul Wieland  
Gerry Helper  
Ted Darling, Voice of the Sabres;  
Rick Jeanneret  
Lucy Tauriello  
Robert E. Chambers, Jr.  
J. Michael Duffett  
Mike Scanlan  
Jeffrey Pokerwinski  
Paul Mecca, Scott Ross  
John L. Butsch, M.D.  
Peter A. Casagrande, M.D.  
Ralph Citron, D.D.S.  
Frank Christie  
Rip Simonick  
Barbara Baumann, Elaine Boldt, Pat Gerevics,  
Debbie Harbison, Linda Hoag, Christine  
Ivansitz, Mary Jones, Cindi Kocsis,  
Debbie Lozinsky, Gerry Magill, Cheryl Takac,  
Susan Westfall, Verna B. Wojcik

Memorial Auditorium  
716-856-7300  
716-856-3111  
Memorial Auditorium  
196' x 85'  
16,433  
Suspended from ceiling  
on West Side  
Blue, White, Gold  
Home: Base color white, trimmed in blue and  
gold. Road: Base color blue, trimmed in blue  
and gold.  
Sam Costello, Milt Ellis, Dale Guynn,  
Dan Guynn., Bill Kaminska, Louis Madia,  
Mario Morettin, Hank Olejniczak, David Regan,  
Stanley Renkas, Clifford Smith  
Norm Wullen  
Joe Byron

# The Front Office





**SEYMOUR H. KNOX III**  
Chairman of the Board  
and President

It's been more than a decade since the determination and drive shown by the Sabres' president put Buffalo's first National Hockey League team on the ice, and his ambitions for the team and the community which supports it still remain the same: a first Stanley Cup for Buffalo, and many more to follow.

Seymour and his brother Norty went to great lengths to get NHL hockey here, and didn't slow down in the

first eleven seasons of the Sabres. Their leadership was the key factor in the successful hockey history the franchise has chalked up.


Formerly a nationally-ranked squash racquets player and ex-president of the United States Squash Racquets Association, Seymour had his hockey career ended as a schoolboy with a football injury. He continued his interest in the game and it paid off in December, 1969, with the grant of the Sabres franchise. He is a vice president of Kidder, Peabody and Co., Inc., members of the New York Stock Exchange, and active as a leader in a variety of community organizations. He is the Sabres' representative on the NHL Board of Governors and a member of its Advisory Committee.



**NORTHRUP R. KNOX**  
Vice Chairman  
of the Board

Dogged persistence by the Knox brothers and their hockey associates led to the Buffalo Sabres franchise, and persistence to build toward championship status describes Norty Knox's life style. He was undefeated world champion in the grueling sport of court tennis for ten years, and captain and number one player on the U.S. Polo team in 1966 and 1969. Norty is the Sabres' alternate representative on the NHL Board of Governors and is

Chairman of the Board of Marine Midland Bank—Western Region.



**ROBERT O. SWADOS**  
Vice President  
and Counsel

There are a few men who worked long and hard to convince the nation that Buffalo was a big league sports town in the days when there wasn't a big league sports franchise on the Niagara Frontier. Bob Swados was one of those men, and in large part it was his dedication and articulate advocacy for big time sport here that resulted in this becoming one of pro sports premier hotbeds in the past few years.

Former vice president of the Buffalo Bisons Baseball Club and vice president of Major League for Buffalo Inc., he has been counsel to the Knox brothers since their first NHL application in 1965. He is a senior partner in the law firm of Cohen Swados Wright Hanifan Bradford & Brett. This past summer he was re-elected Secretary of the NHL Board of Governors.



**DAVID G. FORMAN**  
Executive Vice President

The day-to-day headaches of the business of sport have been handled since the beginning of the Sabres by Dave Forman, whose administrative ability centers on separating the wheat from the chaff when problems are put before him. If it's sometimes hard to find Dave Forman at his desk, it's because he's out in the Auditorium — in hard hat if need be — checking out some construction, or off at a TV studio arranging for a broader schedule of game telecasts.

A well-known business and civic leader in Western New York for three decades, he was named administrative vice president and a member of the Sabres' executive committee in the fall of 1970, after serving as club VP since the franchise was awarded. He was made executive vice president October 6, 1980.




**MITCHELL OWEN**  
Administrative Vice President

Mitch was the key addition when the Sabres announced the first major restructuring of the Niagara Frontier Hockey Corporation in October, 1980.

Formerly the Senior Vice President of Healy-Schutte & Comstock Advertising Ltd. in Buffalo, Mitch has been one of the leading advertising executives on the Niagara Frontier for nearly 30 years.

Mitch, a Colgate University alumnus, entered the advertising business in 1952 with the Buffalo Evening News. He later

worked as an account supervisor with Batten, Barton, Durstine & Osborn Inc. and became Vice President of Comstock Advertising in 1970, moving up to President in 1975.



**ROBERT W. PICKEL**  
Vice President/Finance

One of the "original" Sabres, Bob joined the club in 1970 and served as comptroller and office manager for ten years before being appointed to his new position in 1980. In addition, he has served as chairman of the National Hockey League comptrollers' committee, headed up several league audit committees, and is a member of the Erie County Sports Board. Bob was also instrumental in computerizing the Sabres' accounting department.

Prior to joining the Sabres, Bob was a senior accountant with Loblaw's Inc. for 12 years and comptroller of Boss-Linco Lines Inc. for three years.



**WILLIAM SCOTT BOWMAN**  
Director of Hockey Operations,  
General Manager and Coach

Following a year of concentrating on the duties of general manager, Scott Bowman returns to the coaching ranks. One of the most successful coaches of all time, Bowman resumes bench duties with the Sabres after also coaching Team Canada in the 1981 Canada Cup tournament.

In two years with the Sabres, Scotty has been able to keep the Sabres among the league leaders while transforming the club from one of the oldest, to one of

youngest in the NHL. Through his dealings, he has brought the Sabres an additional first round draft pick in each of the next two drafts (both from Los Angeles in exchange for Jerry Korab and Richard Martin). Shrewd drafting has brought such bright young prospects such as Alan Haworth, Mike Ramsey, Lindy Ruff and Steve Patrick to Buffalo. Bowman's first pick in the 1981 draft, Jiri Dudacek of Czechoslovakia, was hailed as the finest junior since Guy LaFleur and Gil Perreault.


A veteran coach of 13 seasons, Bowman-coached NHL clubs in Montreal, St. Louis and Buffalo have won 562 games, lost 204 and tied 160. In Stanley Cup playoff competition, Bowman clubs have won 105 games and lost 59 enroute to five Cups.

The 48-year-old native of Montreal previously held down the dual job of coach and general manager of the St. Louis Blues from 1967 through 1971. During that time, he guided the Blues to three Stanley Cup final appearances.

He was chief coach of Team Canada, winner of the 1976 Canada Cup tournament, and coach of the 1979 NHL All-Stars in the three-game series against the Soviet Union. In 1977 he was named NHL Coach of the Year. The Hockey News named Bowman "Executive of the Year" in 1980 after Bowman guided the Sabres to a second place regular season finish and then into the Stanley Cup semi-finals before the Sabres bowed to the eventual champions, the New York Islanders.

Scott and his wife, Suella, and family live in suburban Amherst.





**JOHN "BUCKY" KANE**  
 Director of Player Personnel  
 Director of Scouting

The first scout ever hired by the Sabres' organization was promoted to the dual scouting and personnel posts on the eve of the 1980-81 season. Though his Christian name is John, he's known throughout the hockey world as "Bucky." A native of Boston and a former employee of the Boston public school system, Bucky joined the Bruins organization under the late Lynn Patrick in 1950, and worked for two decades with famed Boston scout Harold "Baldy"

Cotton.

He came to the Buffalo organization in 1970 and increased his involvement in personnel matters under Scott Bowman to the point where he was named to both posts on the same day. He is in charge of evaluating player talent at Buffalo's American Hockey League farm club in Rochester, working as a liason with Bowman's Buffalo staff, as well as overseeing the extensive Sabres' scouting operation.



**JIM ROBERTS**  
 Associate Coach

Jim spent almost his entire playing career under Scott Bowman and now he enters his third season at the coaching level — all under Bowman. After two seasons as an assistant coach with the Sabres, the 41-year-old Roberts now moves into the associate coach post. While Bowman deals with the day-to-day general manager and director of hockey operation chores, Roberts will handle a good portion of the duties that normally are delegated to a head

coach.

Roberts, who retired after the 1977-78 season, is among the NHL's all-time leaders in games played, having appeared in 1,006 games over his 16-year career with Montreal and St. Louis. Jim was a member of five Montreal Canadiens' Stanley Cup winning teams.

When Bowman is behind the bench, Jim will be alongside, serving as the man in the middle of the Sabres' three-man coaching system, receiving and relaying information from the press box to the players. When Scotty is not coaching, Roberts will serve as the Sabres' bench boss.

Jim and his wife, Judy, and their two daughters live in Williamsville.



**NICK POLANO**  
 Assistant Coach

Nick brings an impressive list of credentials to the Sabres as he makes his NHL coaching debut. Named the Hockey News "Minor League Executive of the Year" for the 1980-81 season, he has coached the Erie Blades since the 1975-76 season. During his last three seasons with the Blades (Eastern Hockey League), Nick served as the club's general manager and coach and, in all three seasons, the Blades won the regular season title and then went on

to win the playoff championship.

The 40-year-old Polano guided the Blades to a combined regular season record of 145-54-12 over his last three campaigns, a winning percentage of .716. In the playoffs, Polano's teams won 24 and lost just five, for a winning percentage of .827. Twice during his last three seasons, Nick was named the EHL'S Coach of the Year.

Prior to breaking into the coaching profession, Nick spent 15 years as a player, mostly in the American Hockey League with Baltimore, Hershey and Providence.

Nick and his wife Elva have two sons.



**FRANK CHRISTIE**  
 Head Trainer



**RIP SIMONICK**  
 Assistant Trainer

**SCOUTS**



**ED CHADWICK**  
 Special  
 Assignments



**PAUL GOULET**  
 Head Scout  
 Ontario



**RUDY MIGAY**  
 Head Scout  
 Western Canada



**MIKE RACICOT**  
 Head Scout  
 Quebec

**Other Scouts Not Pictured**


**ANDY FILA**  
 U.S. Colleges East

**DENNIS McIVOR**  
 Western Canada


**STAFF**



**GRETCHEN STAEBELL**  
Comptroller




**PAUL WIELAND**  
Director of Communications



**GERRY HELPER**  
Media Relations




**LUCY TAURIELLO**  
Ticket Manager



**ROBERT E. CHAMBERS, JR.**  
Director of Marketing



**J. MICHAEL DUFFETT**  
Director of Special  
Operations



**MIKE SCANLAN**  
Director of Security



**JEFFREY POKERWINSKI**  
Merchandising Manager




**PAUL MECCA**  
Sales Representative



**SCOTT ROSS**  
Sales Representative

# The Year Past



## BUFFALO SABRES 1980-81 SCORES

GAME NO.	DATE	VISITING TEAM	SCORE	HOME TEAM	W	L	T	GF	GA	PTS
1	Oct. 9	BUFFALO	3 4	Chicago	0	1	0	3	4	0
2	Oct. 12	Hartford	3 3	BUFFALO	0	1	1	6	7	1
3	Oct. 15	Edmonton	0 2	BUFFALO	1	1	1	8	7	3
4	Oct. 18	BUFFALO	4 2	Pittsburgh	2	1	1	12	9	5
5	Oct. 19	Toronto	4 2	BUFFALO	2	2	1	14	13	5
6	Oct. 22	Winnipeg	4 7	BUFFALO	3	2	1	21	17	7
7	Oct. 25	BUFFALO	5 2	Montreal	4	2	1	26	19	9
8	Oct. 26	NY Islanders	2 5	BUFFALO	5	2	1	31	21	11
9	Oct. 29	Pittsburgh	1 1	BUFFALO	5	2	2	32	22	12
10	Nov. 1	BUFFALO	4 2	Detroit	6	2	2	36	24	14
11	Nov. 2	Vancouver	3 4	BUFFALO	7	2	2	40	27	16
12	Nov. 5	Colorado	3 5	BUFFALO	8	2	2	45	30	18
13	Nov. 8	BUFFALO	3 3	Washington	8	2	3	48	33	19
14	Nov. 9	Washington	3 3	BUFFALO	8	2	4	51	36	20
15	Nov. 12	Detroit	4 4	BUFFALO	8	2	5	55	40	21
16	Nov. 15	BUFFALO	1 4	NY Islanders	8	3	5	56	44	21
17	Nov. 16	Quebec	1 8	BUFFALO	9	3	5	64	45	23
18	Nov. 19	BUFFALO	2 5	Chicago	9	4	5	66	50	23
19	Nov. 21	BUFFALO	4 2	Winnipeg	10	4	5	70	52	25
20	Nov. 23	BUFFALO	3 6	Edmonton	10	5	5	73	58	25
21	Nov. 25	BUFFALO	3 5	St. Louis	10	6	5	76	63	25
22	Nov. 27	Calgary	3 6	BUFFALO	11	6	5	82	66	27
23	Nov. 29	BUFFALO	5 2	Hartford	12	6	5	87	68	29
24	Nov. 30	Colorado	1 4	BUFFALO	13	6	5	91	69	31
25	Dec. 3	Montreal	6 5	BUFFALO	13	7	5	96	75	31
26	Dec. 6	BUFFALO	3 3	Minnesota	13	7	6	99	78	32
27	Dec. 7	Pittsburgh	1 10	BUFFALO	14	7	6	109	79	34
28	Dec. 9	BUFFALO	4 4	Colorado	14	7	7	113	83	35
29	Dec. 11	BUFFALO	4 8	Calgary	14	8	7	117	91	35
30	Dec. 13	BUFFALO	5 4	Toronto	15	8	7	122	95	37
31	Dec. 14	Vancouver	2 2	BUFFALO	15	8	8	124	97	38
32	Dec. 20	BUFFALO	7 4	Los Angeles	16	8	8	131	101	40
33	Dec. 21	BUFFALO	3 3	Vancouver	16	8	9	134	104	41
34	Dec. 26	Chicago	2 3	BUFFALO	17	8	9	137	106	43
35	Dec. 28	Boston	2 5	BUFFALO	18	8	9	142	108	45
36	Dec. 31	Los Angeles	5 2	BUFFALO	18	9	9	144	113	45
37	Jan. 3	BUFFALO	3 3	Quebec	18	9	10	147	116	46
38	Jan. 4	Minnesota	2 2	BUFFALO	18	9	11	149	118	47
39	Jan. 7	Quebec	1 5	BUFFALO	19	9	11	154	119	49
40	Jan. 9	BUFFALO	3 3	NY Rangers	19	9	12	157	122	50
41	Jan. 11	Los Angeles	4 4	BUFFALO	19	9	13	161	126	51
42	Jan. 14	Minnesota	1 1	BUFFALO	19	9	14	162	127	52
43	Jan. 16	Edmonton	5 5	BUFFALO	19	9	15	167	132	53
44	Jan. 18	NY Rangers	0 4	BUFFALO	20	9	15	171	132	55
45	Jan. 19	BUFFALO	1 5	Boston	20	10	15	172	137	55
46	Jan. 21	BUFFALO	6 5	Quebec	21	10	15	178	142	57
47	Jan. 24	BUFFALO	7 4	Washington	22	10	15	185	146	59
48	Jan. 26	BUFFALO	5 3	NY Islanders	23	10	15	190	149	61
49	Jan. 28	Philadelphia	4 4	BUFFALO	23	10	16	194	153	62
50	Jan. 31	BUFFALO	5 3	Hartford	24	10	16	199	156	64

51	Feb. 1	Winnipeg	0 4	BUFFALO	25	10	16	203	156	66
52	Feb. 5	BUFFALO	4 0	Philadelphia	26	10	16	207	156	68
53	Feb. 6	Detroit	3 7	BUFFALO	27	10	16	214	159	70
54	Feb. 8	St. Louis	3 3	BUFFALO	27	10	17	217	162	71
55	Feb. 12	Washington	3 6	BUFFALO	28	10	17	223	165	73
56	Feb. 14	BUFFALO	4 4	Calgary	28	10	18	227	169	74
57	Feb. 15	BUFFALO	2 2	Edmonton	28	10	19	229	171	75
58	Feb. 19	BUFFALO	2 5	Montreal	28	11	19	231	176	75
59	Feb. 21	BUFFALO	6 1	Pittsburgh	29	11	19	237	177	77
60	Feb. 22	Montreal	4 2	BUFFALO	29	12	19	239	181	77
61	Feb. 25	BUFFALO	3 6	NY Rangers	29	13	19	242	187	77
62	Feb. 27	Chicago	1 6	BUFFALO	30	13	19	248	188	79
63	Mar. 1	BUFFALO	4 6	Boston	30	14	19	252	194	79
64	Mar. 4	Calgary	0 4	BUFFALO	31	14	19	256	194	81
65	Mar. 6	Hartford	5 3	BUFFALO	31	15	19	259	199	81
66	Mar. 8	Philadelphia	4 8	BUFFALO	32	15	19	267	203	83
67	Mar. 11	BUFFALO	1 3	Minnesota	32	16	19	268	206	83
68	Mar. 13	BUFFALO	5 2	Winnipeg	33	16	19	273	208	85
69	Mar. 14	BUFFALO	1 2	Vancouver	33	17	19	274	210	85
70	Mar. 17	BUFFALO	3 1	Los Angeles	34	17	19	277	211	87
71	Mar. 19	Toronto	4 14	BUFFALO	35	17	19	291	215	89
72	Mar. 21	BUFFALO	6 2	Toronto	36	17	19	297	217	91
73	Mar. 22	St. Louis	6 5	BUFFALO	36	18	19	302	223	91
74	Mar. 25	NY Rangers	2 4	BUFFALO	37	18	19	306	225	93
75	Mar. 27	BUFFALO	5 3	Colorado	38	18	19	311	228	95
76	Mar. 28	BUFFALO	4 7	St. Louis	38	19	19	315	235	95
77	Mar. 30	Boston	2 2	BUFFALO	38	19	20	317	237	96
78	Apr. 2	BUFFALO	2 2	Philadelphia	38	19	21	319	239	97
79	Apr. 4	BUFFALO	5 4	Detroit	39	19	21	324	243	99
80	Apr. 5	NY Islanders	7 3	BUFFALO	39	20	21	327	250	99

## BUFFALO SABRES 1981 PLAYOFF SCORES

GAME NO.	DATE	VISITING TEAM	SCORE	HOME TEAM
1	Apr. 8	Vancouver	2 3	BUFFALO (OT)
2	Apr. 9	Vancouver	2 5	BUFFALO
3	Apr. 11	BUFFALO	5 3	Vancouver
Buffalo won preliminary round 3 games to 0				
4	Apr. 16	Minnesota	4 3	BUFFALO (OT)
5	Apr. 17	Minnesota	5 2	BUFFALO
6	Apr. 19	BUFFALO	4 6	Minnesota
7	Apr. 20	BUFFALO	5 4	Minnesota (OT)
8	Apr. 22	Minnesota	4 3	BUFFALO
Minnesota won quarter-final round 4 games to 1				



# 1980-1981 FINAL NHL STANDINGS

## PRINCE OF WALES CONFERENCE

	James Norris Division				GF	GA	PTS
	GP	W	L	T			
Montreal	80	45	22	13	332	232	103
Los Angeles	80	43	24	13	337	290	99
Pittsburgh	80	30	37	13	302	345	73
Hartford	80	21	41	18	292	372	60
Detroit	80	19	43	18	252	339	56
Charles Adams Division							
<b>BUFFALO</b>	80	39	20	21	327	250	99
Boston	80	37	30	13	316	272	87
Minnesota	80	35	28	17	291	263	87
Quebec	80	30	32	18	314	318	78
Toronto	80	28	37	15	322	367	71

## CLARENCE CAMPBELL CONFERENCE

	Lester Patrick Division				GF	GA	PTS
	GP	W	L	T			
NY Islanders	80	48	18	14	355	260	110
Philadelphia	80	41	24	15	313	249	97
Calgary	80	39	27	14	329	298	92
NY Rangers	80	30	36	14	312	317	74
Washington	80	26	36	18	286	317	70
Conn Smythe Division							
St. Louis	80	45	18	17	352	281	107
Chicago	80	31	33	16	304	315	78
Vancouver	80	28	32	20	289	301	76
Edmonton	80	29	35	16	328	327	74
Colorado	80	22	45	13	258	344	57
Winnipeg	80	9	57	14	246	400	32

## INDIVIDUAL SCORING LEADERS

PLAYERS	TEAM	GP	G	A	PTS	PIM
Wayne Gretzky	Edmonton	80	55	109	164	28
Marcel Dionne	L.A.	80	58	77	135	70
Kent Nilsson	Calgary	80	49	82	131	26
Mike Bossy	NY Islanders	79	68	51	119	32
Dave Taylor	L.A.	72	47	65	112	130
Peter Stastny	Quebec	77	39	70	109	37
Charlie Simmer	L.A.	65	56	49	105	62
Mike Rogers	Hartford	80	40	65	105	32
Bernie Federko	St. Louis	78	31	73	104	47
Jacques Richard	Quebec	78	52	51	103	39
Rick Middleton	Boston	80	44	59	103	16
Bryan Trottier	NY Islanders	73	31	72	103	74
Dennis Maruk	Washington	80	50	47	97	87
Wilf Paiement	Toronto	77	40	57	97	145
Wayne Babych	St. Louis	78	54	42	96	93

## LEADING NHL GOALTENDERS

GOALTENDERS	TEAM	GPI	MINS	GA	EN	SO	AVG	W	L	T
Rick Wamsley	Montreal	5	253	8	0	1	1.90	3	0	1
Richard Sevigny	Montreal	33	1777	71	0	2	2.40	20	4	3
Michel Larocque	Montreal	28	1623	82	2	1	3.03	16	9	3
Denis Herron	Montreal	25	1147	67	2	1	3.50	6	9	6
Herron/Sevigny	Montreal					1				
<b>MONTREAL</b>	<b>TOTAL</b>	<b>80</b>	<b>4800</b>	<b>232</b>		<b>6</b>	<b>2.90</b>	<b>45</b>	<b>22</b>	<b>13</b>
Rick St. Croix	Phila.	27	1567	65	2	2	2.49	13	7	6
Pete Peeters	Phila.	40	2333	115	5	2	2.96	22	12	5
Phil Myre	Phila.	16	900	61	1	0	4.07	6	5	4
<b>PHILADELPHIA</b>	<b>TOTAL</b>	<b>80</b>	<b>4800</b>	<b>249</b>		<b>4</b>	<b>3.11</b>	<b>41</b>	<b>24</b>	<b>15</b>
<b>Don Edwards</b>	<b>Buffalo</b>	<b>45</b>	<b>2700</b>	<b>133</b>	<b>4</b>	<b>3</b>	<b>2.96</b>	<b>23</b>	<b>10</b>	<b>9</b>
<b>Bob Sauve</b>	<b>Buffalo</b>	<b>35</b>	<b>2100</b>	<b>111</b>	<b>2</b>	<b>2</b>	<b>3.17</b>	<b>16</b>	<b>10</b>	<b>9</b>
<b>BUFFALO</b>	<b>TOTAL</b>	<b>80</b>	<b>4800</b>	<b>250</b>		<b>5</b>	<b>3.13</b>	<b>39</b>	<b>20</b>	<b>21</b>
Glenn Resch	NY Islanders	32	1817	93	2	3	3.07	18	7	5
Roland Melanson	NY Islanders	11	620	32	0	0	3.10	8	1	1
Billy Smith	NY Islanders	41	2363	129	4	2	3.28	22	10	8
<b>NY ISLANDERS</b>	<b>TOTAL</b>	<b>80</b>	<b>4800</b>	<b>260</b>		<b>5</b>	<b>3.25</b>	<b>48</b>	<b>18</b>	<b>14</b>
Don Beaupre	Minnesota	44	2585	138	4	0	3.20	18	14	6
Gilles Meloche	Minnesota	38	2215	120	1	2	3.25	17	14	6
<b>MINNESOTA</b>	<b>TOTAL</b>	<b>80</b>	<b>4800</b>	<b>263</b>		<b>2</b>	<b>3.29</b>	<b>35</b>	<b>28</b>	<b>17</b>

# FINAL 1980-81 BUFFALO SABRES

## SCORING STATISTICS

PLAYER	GP	G	A	PTS	PIM	PPG	SHG	GWG
Danny Gare	73	46	39	85	109	15	0	7
Andre Savard	79	31	43	74	63	2	2	4
Tony McKegney	80	37	32	69	24	9	0	4
John Van Boxmeer	80	18	51	69	69	6	1	2
Derek Smith	69	21	43	64	12	11	0	2
Craig Ramsay	80	24	35	59	12	1	1	3
Gil Perreault	56	20	39	59	56	5	0	3
Ric Seiling	74	30	27	57	80	2	1	4
Richie Dunn	79	7	42	49	34	4	0	1
Alan Haworth	49	16	20	36	34	4	0	1
Jim Schoenfeld	71	8	25	33	110	3	0	0
Lindy Ruff	65	8	18	26	121	1	0	2
Bill Hajt	68	2	19	21	42	0	0	0
Gilles Hamel	51	10	9	19	53	2	0	0
Mike Ramsey	72	3	14	17	56	0	0	1
Rob McClanahan	53	3	12	15	38	1	0	1
Jean Francois Sauve	20	5	9	14	12	3	0	0
Larry Playfair	75	3	9	12	169	0	0	1
Steve Patrick	30	1	7	8	25	0	0	0
Mike Moller	5	2	2	4	0	0	0	0
Don Edwards	45	0	2	2	0	0	0	0
Bob Sauve	35	0	1	1	0	0	0	0
Randy Cunneyworth	1	0	0	0	2	0	0	0
Bob Mongrain	4	0	0	0	2	0	0	0
Sub-Totals	80	295	498	793	1123	69	5	36
Others	122	32	40	72	71	4	4	3
<b>TOTALS</b>	<b>80</b>	<b>327</b>	<b>538</b>	<b>865</b>	<b>1194</b>	<b>73</b>	<b>9</b>	<b>39</b>

## GOALIES

	GPI	MINS	GA	SO	EN	AVG SAVES	EFFCY	W	L	T	
Don Edwards	45	2700	133	3	4	2.96	1164	89.7%	23	10	12
Bob Sauve	35	2100	111	2	2	3.17	815	88.0%	16	10	9
SABRES' OFFENSE		4.09 Goals Per Game		SABRES' DEFENSE: 3.13 Goals Per Game							

## GOALS BY PERIOD

PERIOD	SHOTS BY PERIOD			
	1	2	3	TOT
BUFFALO	105	106	116	327
Opponents	78	94	78	250

## BUFFALO RECORD

	GP	W	L	T	GF	GA	PTS
At Home	40	21	7	12	177	111	54
On Road	40	18	13	9	150	139	45
vs. Norris Division	20	11	5	4	87	62	26
vs. Adams Division	16	7	4	5	68	48	19
vs. Patrick Division	20	10	4	6	83	65	26
vs. Smythe Division	24	11	7	6	89	75	28
Over-all 1980-81	80	39	20	21	327	250	99
Over-all 1979-80	80	47	17	16	318	201	110
Over-all 1978-79	80	36	28	16	280	263	88
Over-all 1977-78	80	44	19	17	288	215	105
Over-all 1976-77	80	48	24	8	301	220	104
Over-all 1975-76	80	46	21	13	339	240	105
Over-all 1974-75	80	49	16	15	354	240	113
Over-all 1973-74	78	32	34	12	242	250	76
Over-all 1972-73	78	37	27	14	257	219	88
Over-all 1971-72	78	16	43	19	203	289	51
Over-all 1970-71	78	24	39	15	217	291	63
<b>TOTALS</b>	<b>872</b>	<b>418</b>	<b>288</b>	<b>166</b>	<b>3126</b>	<b>2678</b>	<b>1002</b>



	GP	W	L	T	GF	GA
Buffalo	4	1	2	1	12	15
Boston	4	2	1	1	15	12

**AT BUFFALO**

Dec. 28 — Buffalo 5  
Mar. 30 — Buffalo 2

**AT BOSTON**

Jan. 19 — Boston 5  
Mar. 1 — Boston 6

**GOALS BY PERIOD**

	1	2	3	TOT
Buffalo	2	7	3	12
Boston	2	7	6	15

**SHOTS ON GOAL**

	1	2	3	TOT
Buffalo	30	47	26	103
Boston	46	35	39	120

BUFFALO	GP	G	A	PTS	PIM	BOSTON	GP	G	A	PTS	PIM
Gare	3	2	4	6	6	Cashman	4	3	2	5	2
Dunn	4	1	4	5	0	McNab	4	2	3	5	2
McKegney	4	2	2	4	0	Kasper	4	1	4	5	2
Luce	3	2	1	3	0	Foster	4	3	1	4	4
Van Boxmeer	4	1	2	3	0	O'Reilly	4	1	2	3	0
Smith	2	1	1	2	0	Redmond	4	0	3	3	6
Savard	3	0	2	2	0	Park	4	0	3	3	0
J.F. Sauve	2	1	0	1	0	Middleton	4	2	0	2	2
McClanahan	4	1	0	1	0	Crowder	3	1	0	1	4
Ramsay	4	1	0	1	0	McCrimmon	4	1	0	1	6
Patrick	1	0	1	1	0	Bourque	4	1	0	1	6
Perreault	3	0	1	1	2	Ratelle	3	0	1	1	0
Hamel	4	0	1	1	0	O'Connell	4	0	1	1	4
Haworth	4	0	1	1	2	Craig	1	0	0	0	0
Cunneynworth	1	0	0	0	2	Morrison	1	0	0	0	0
Edwards	2	0	0	0	0	MacTavish	1	0	0	0	0
B. Sauve	2	0	0	0	0	Gillis	1	0	0	0	0
Ruff	2	0	0	0	0	Vachon	3	0	0	0	2
Martin	2	0	0	0	4	Milbury	3	0	0	0	7
Schoenfeld	3	0	0	0	4	Lalonde	3	0	0	0	0
Ramsey	3	0	0	0	0	Jonathan	4	0	0	0	2
Seiling	4	0	0	0	4	Marcotte	4	0	0	0	2
Hajt	4	0	0	0	4						
Playfair	4	0	0	0	4						

**TOTALS** 4 12 20 32 36 **TOTALS** 4 15 20 35 51

BUFFALO GOALIES	GPI	Mins	GA	EN	SO	Avg	Saves	Effcy	W	L	T
B. Sauve	2	120	4	0	0	2.00	45	91.8%	1	0	1
Edwards	2	120	11	0	0	5.50	60	84.5%	0	2	0

BOSTON GOALIES	GPI	Mins	GA	EN	SO	Avg	Saves	Effcy	W	L	T
Craig	1	60	1	0	0	1.00	15	93.7%	1	0	0
Vachon	3	180	11	0	0	3.66	76	87.3%	1	1	1

**GAME WINNING GOALS:** McClanahan, Cashman, Middleton

**GAME TIEING GOAL:** Van Boxmeer

**POWER PLAY GOALS:** Van Boxmeer, McKegney, Gare, Cashman (2)

**SHORTHANDED GOAL:** Bourque

Last Buffalo win in Buffalo: Dec. 28, 1980 (5-2)  
Last Buffalo win in Boston: Nov. 27, 1979 (5-2) Sabres are 0-3-0 in last 3 games in Boston  
Last Boston win in Boston: Mar. 1, 1981 (6-4)  
Last Boston win in Buffalo: Dec. 16, 1979 (5-1) Sabres are 1-0-2 in last 3 games in Buffalo



	GP	W	L	T	GF	GA
Buffalo	4	2	1	1	18	15
Calgary	4	1	2	1	15	18

**AT BUFFALO**

Nov. 27 — Buffalo 6  
Mar. 4 — Buffalo 4

**AT CALGARY**

Dec. 11 — Calgary 8  
Feb. 14 — Buffalo 4

**GOALS BY PERIOD**

	1	2	3	TOT
Buffalo	6	4	8	18
Calgary	6	2	7	15

**SHOTS ON GOAL**

	1	2	3	TOT
Buffalo	44	37	55	136
Calgary	36	34	31	101

BUFFALO	GP	G	A	PTS	PIM	CALGARY	GP	G	A	PTS	PIM
Smith	4	3	3	6	0	Reinhart	4	1	4	5	2
Perreault	2	0	5	5	0	Lever	3	2	2	4	0
Schoenfeld	4	1	3	4	4	Plett	4	2	2	4	10
Hamel	3	3	0	3	0	Labraaten	2	3	0	3	0
Gare	3	2	1	3	0	Clement	4	2	1	3	2
Van Boxmeer	4	1	2	3	2	MacMillan	4	2	1	3	0
Ramsay	4	2	0	2	0	Nilsson	4	1	2	3	0
Moller	1	1	1	2	0	Ingarfield	2	1	1	2	0
Ramsey	3	1	1	2	0	McKendry	2	0	2	2	0
Ruff	4	1	1	2	5	Hislop	2	0	2	2	2
Luce	4	1	1	2	0	Rautakallio	4	0	2	2	4
McKegney	4	1	1	2	2	Russell	4	0	2	2	4
Dunn	4	0	2	2	2	Vail	4	1	0	1	0
Seiling	4	0	2	2	0	Bouchard	1	0	1	1	0
Playfair	4	1	0	1	4	Smith	2	0	1	1	7
Patrick	1	0	1	1	0	Wilson	2	0	1	1	2
B. Sauve	1	0	1	1	0	Lavallee	4	0	1	1	0
Dudley	2	0	1	1	2	Peplinski	4	0	1	1	0
Haworth	2	0	1	1	0	Lemelin	1	0	0	0	0
J.F. Sauve	2	0	1	1	0	Cyr	1	0	0	0	2
Hajt	3	0	1	1	0	Dwyer	1	0	0	0	0
Savard	4	0	1	1	2	Riggin	2	0	0	0	0
Edwards	2	0	0	0	0	Houston	2	0	0	0	2
McClanahan	2	0	0	0	0	Chouinard	2	0	0	0	0
						Murdoch	4	0	0	0	2
						Marsh	4	0	0	0	2

**TOTALS** 4 18 30 48 23 **TOTALS** 4 15 26 41 41

BUFFALO GOALIES	GPI	Mins	GA	EN	SO	Avg	Saves	Effcy	W	L	T
Edwards	2	120	7	0	0	3.50	45	86.5%	1	0	1
B. Sauve	2	120	8	0	1	4.00	41	83.6%	1	1	0

CALGARY GOALIES	GPI	Mins	GA	EN	SO	Avg	Saves	Effcy	W	L	T
Bouchard	1	60	4	0	0	4.00	38	90.4%	1	0	0
Lemelin	1	60	4	0	0	4.00	37	90.2%	0	1	0
Riggin	2	120	9	1	0	5.00	43	81.1%	0	1	1

**GAME WINNING GOALS:** Gare (2), Nilsson

**GAME TIEING GOAL:** Labraaten

**POWER PLAY GOALS:** Smith (3), Van Boxmeer, Hamel, MacMillan, Vail

**SHORTHANDED GOAL:** MacMillan

Last Buffalo win in Buffalo: Mar. 4, 1981 (4-0)  
Last Buffalo win in Calgary: Sabres are 0-1-1 in Calgary  
Last Calgary win in Calgary: Dec. 11, 1980 (8-4)  
Last Calgary win in Buffalo: Calgary is 0-2-0 in Buffalo  
Sabres are 5-0-0 in last 5 games vs. Flames in Buffalo  
Last Flames win in Buffalo: Jan. 31, 1979 (5-2)



	GP	W	L	T	GF	GA
Buffalo	4	2	2	0	14	12
Chicago	4	2	2	0	12	14

**AT BUFFALO**

Dec. 26 — Buffalo 3  
Feb. 27 — Buffalo 6

Chicago 2  
Chicago 1

**AT CHICAGO**

Oct. 9 — Chicago 4  
Nov. 19 — Chicago 5

Buffalo 3  
Buffalo 2

**GOALS BY PERIOD**

1 2 3 TOT

Buffalo 6 2 6 14  
Chicago 2 7 3 12

**SHOTS ON GOAL**

1 2 3 TOT

Buffalo 52 37 47 136  
Chicago 48 45 29 122

**BUFFALO**

GP	G	A	PTS	PIM
Van Boxmeer	4	0	4	4
Haworth	2	3	0	3
Smith	3	2	1	3
Savard	4	2	1	3
Perreault	3	1	2	3
Luce	4	1	2	3
McKegney	4	0	3	3
Ramsay	4	2	0	2
Dunn	4	1	1	2
Schoenfeld	3	0	2	2
Ruff	3	0	2	2
J.F. Sauve	1	1	0	1
Playfair	4	1	0	1
Martin	1	0	1	1
Moller	1	0	1	1
McClanahan	2	0	1	1
Hamel	3	0	1	1
Seiling	4	0	1	1
Patrick	1	0	0	0
B. Sauve	1	0	0	0
Edwards	3	0	0	0
Hajt	3	0	0	0
Dudley	3	0	0	0
Gare	3	0	0	0
Ramsay	4	0	0	0

**TOTALS**

4 14 23 37 84

**CHICAGO**

GP	G	A	PTS	PIM
Savard	4	1	6	7
Lysiak	4	0	4	4
Kerr	3	3	0	3
Higgins	4	1	2	3
Ruskowski	4	0	3	3
Preston	2	2	0	2
Sutter	4	2	0	2
Murray	4	1	1	2
Marks	1	1	0	1
Bulley	4	1	0	1
Marsh	1	0	1	1
Young	1	0	1	1
O'Connell	2	0	1	1
Mulvey	2	0	1	1
Sedlbauer	3	0	1	1
Hutchison	3	0	1	1
Wilson	4	0	1	1
Bannerman	1	0	0	0
Zaharko	1	0	0	0
Sharpley	1	0	0	0
Lecuyer	1	0	0	0
Paterson	2	0	0	0
Secord	2	0	0	0
Esposito	3	0	0	0
Robidoux	3	0	0	0
Fox	4	0	0	0
Brown	4	0	0	0

**TOTALS**

4 12 23 35 104

**BUFFALO GOALIES**

GPI	Mins	GA	EN	SO	Avg	Saves	Effcy	W	L	T	
Edwards	3	180	7	1	0	2.66	73	90.1%	2	1	0
B. Sauve	1	60	4	0	0	4.00	37	90.2%	0	1	0

**CHICAGO GOALIES**

GPI	Mins	GA	EN	SO	Avg	Saves	Effcy	W	L	T	
Bannerman	1	60	3	0	0	3.00	32	91.4%	0	1	0
Esposito	3	180	11	0	0	3.66	90	89.1%	2	1	0

**GAME WINNING GOALS:** Dunn, Playfair, Preston, Kerr**POWER PLAY GOALS:** Smith (2), Dunn, Ramsay, Perreault, Haworth, J.F. Sauve, Murray, Preston, Sutter**SHORTHANDED GOAL:** D. Savard

Last Buffalo win in Buffalo: Feb. 27, 1981 (6-1)

Last Buffalo win in Chicago: Dec. 13, 1978 (6-2) Sabres are 0-3-1 in last 4 games in Chicago

Last Chicago win in Chicago: Nov. 19, 1980 (5-2)

Last Chicago win in Buffalo: Feb. 22, 1979 (4-2) Sabres are 3-0-1 in last 4 games in Buffalo



	GP	W	L	T	GF	GA
Buffalo	4	3	0	1	18	11
Colorado	4	0	3	1	11	18

**AT BUFFALO**

Nov. 5 — Buffalo 5  
Nov. 30 — Buffalo 4

Colorado 3  
Colorado 1

**AT COLORADO**

Dec. 9 — Buffalo 4  
Mar. 27 — Buffalo 5

Colorado 4  
Colorado 3

**GOALS BY PERIOD**

1 2 3 TOT

Buffalo 6 7 5 18  
Colorado 2 5 4 11

**SHOTS ON GOAL**

1 2 3 TOT

Buffalo 40 41 35 116  
Colorado 37 32 30 99

**BUFFALO**

GP	G	A	PTS	PIM
Gare	4	2	5	7
Savard	4	3	1	4
Perreault	4	2	2	4
Ruff	4	2	2	4
McKegney	4	2	1	3
Dudley	3	0	3	3
Ramsay	4	0	3	3
Dunn	4	0	3	3
Hamel	3	2	0	2
Haworth	2	1	1	2
Seiling	3	1	1	2
Hajt	3	1	1	2
Schoenfeld	4	1	1	2
McClanahan	2	0	2	2
Van Boxmeer	4	0	2	2
Luce	3	1	0	1
Martin	1	0	1	1
Smith	3	0	1	1
B. Sauve	1	0	0	0
Patrick	1	0	0	0
Edwards	3	0	0	0
Ramsay	4	0	0	0
Playfair	4	0	0	0

**TOTALS**

4 18 30 48 50

**COLORADO**

GP	G	A	PTS	PIM
McDonald	4	1	4	5
Gagne	4	2	1	3
Robert	2	1	1	2
Gillis	3	1	1	2
McEwen	3	1	1	2
DeBlois	4	1	1	2
Vautour	4	1	1	2
Tambellini	1	0	2	2
Ramage	4	0	2	2
Norwich	1	1	0	1
Cooper	2	1	0	1
Delorme	4	1	0	1
Auge	1	0	1	1
Crawford	1	0	1	1
McKechnie	2	0	1	1
B. Smith	3	0	1	1
Malinowski	4	0	1	1
A. Smith	1	0	0	0
Resch	1	0	0	0
Dillon	1	0	0	0
Valiquette	1	0	0	0
Miller	1	0	0	0
Sheehan	1	0	0	0
Giallonardo	1	0	0	0
Baker	1	0	0	0
Astrom	2	0	0	0
Hughes	2	0	0	0
Quenneville	3	0	0	0
Pierce	3	0	0	0
Berry	3	0	0	0
Kitchen	4	0	0	0

**TOTALS**

4 11 19 30 38

**BUFFALO GOALIES**

GPI	Mins	GA	EN	SO	Avg	Saves	Effcy	W	L	T	
Edwards	3	180	8	0	0	2.66	65	89.0%	2	0	1
B. Sauve	1	60	3	0	0	3.00	23	88.4%	1	0	0

**COLORADO GOALIES**

GPI	Mins	GA	EN	SO	Avg	Saves	Effcy	W	L	T	
Astrom	2	120	8	0	0	4.00	59	88.0%	0	1	1
Resch	1	60	5	0	0	5.00	21	80.7%	0	1	0
A. Smith	1	60	5	0	0	5.00	18	78.2%	0	1	0

**GAME WINNING GOALS:** Perreault, Savard, Gare**GAME TIEING GOAL:** Delorme**POWER PLAY GOALS:** Schoenfeld, Gare, McDonald, McEwen, Robert

Last Buffalo win in Buffalo: Nov. 30, 1980 (4-1)

Last Buffalo win in Colorado: Mar. 27, 1981 (5-3)

Last Colorado win in Colorado: Dec. 13, 1977 (4-1) Sabres are 6-0-1 in last 7 games in Colorado

Last Colorado win in Buffalo: Nov. 11, 1979 (5-3) Sabres are 2-0-0 in last 2 games in Buffalo



	GP	W	L	T	GF	GA
Buffalo	4	3	0	1	20	13
Detroit	4	0	3	1	13	20

**AT BUFFALO**

Nov. 12 — Buffalo 4  
Feb. 6 — Buffalo 7

**AT DETROIT**

Nov. 1 — Buffalo 4  
Apr. 4 — Buffalo 5

**GOALS BY PERIOD**

	1	2	3	TOT
Buffalo	12	5	3	20
Detroit	2	6	5	13

**SHOTS ON GOAL**

	1	2	3	TOT
Buffalo	40	41	36	117
Detroit	41	37	38	116

**BUFFALO**

	GP	G	A	PTS	PIM
Gare	4	4	4	8	2
Savard	4	5	1	6	2
Smith	4	0	6	6	0
McKegney	4	3	1	4	0
Van Boxmeer	4	2	1	3	2
Dunn	4	0	3	3	0
Schoenfeld	4	0	3	3	6
Ramsay	4	0	3	3	0
Seiling	4	0	3	3	0
J.F. Sauve	1	2	0	2	0
Perreault	3	1	1	2	6
Playfair	4	0	2	2	19
Martin	1	1	0	1	0
Luce	3	1	0	1	2
Ruff	4	1	0	1	2
Dudley	2	0	1	1	2
Ramsey	4	0	1	1	2
B. Sauve	1	0	0	0	0
Mongrain	1	0	0	0	0
Patrick	1	0	0	0	2
G. Hamel	1	0	0	0	0
Haworth	1	0	0	0	6
Edwards	3	0	0	0	0
Hajt	3	0	0	0	0
McClanahan	3	0	0	0	4

**DETROIT**

	GP	G	A	PTS	PIM
Ogrodnick	4	4	1	5	0
Lyle	2	1	3	4	0
Larson	4	1	3	4	2
McCourt	4	0	4	4	0
Foligno	4	2	1	3	2
Kirton	2	1	1	2	4
B. Smith	1	1	0	1	0
Paterson	2	1	0	1	0
Woods	3	1	0	1	2
Nedomansky	4	1	0	1	0
Rutherford	1	0	1	1	0
Joly	2	0	1	1	0
Barrett	2	0	1	1	8
Thompson	2	0	1	1	2
Hicks	2	0	1	1	4
Miller	3	0	1	1	2
Huber	4	0	1	1	6
Lozinski	1	0	0	0	0
Legris	1	0	0	0	0
R. Smith	1	0	0	0	0
Polonich	1	0	0	0	0
Gilbert	2	0	0	0	0
Vasko	2	0	0	0	2
Blaisdell	2	0	0	0	0
Gage	2	0	0	0	0
Labraaten	2	0	0	0	2
J. Hamel	2	0	0	0	0
McAdam	2	0	0	0	0
Korn	3	0	0	0	23
Peterson	4	0	0	0	0

**SCORING****TOTALS** 4 20 30 50 57**TOTALS** 4 13 20 33 59**BUFFALO GOALIES**

	GPI	Mins	GA	EN	SO	AVG	Saves	Effcy	W	L	T
Edwards	3	180	9	0	0	3.00	84	90.3%	3	0	0
B. Sauve	1	60	4	0	0	4.00	19	82.6%	0	0	1

**DETROIT GOALIES**

	GPI	Mins	GA	EN	SO	AVG	Saves	Effcy	W	L	T
Legris	1	40	2	0	0	3.00	20	90.9%	0	1	0
Rutherford	1	60	4	0	0	4.00	21	84.0%	0	0	1
Gilbert	2	120	10	1	0	5.50	51	82.2%	0	2	0
Lozinski	1	20	3	0	0	9.00	5	62.5%	0	0	0

**GAME WINNING GOALS:** Ruff, Gare, Martin**GAME TIEING GOAL:** Larson**POWER PLAY GOALS:** Van Boxmeer, Gare, J.F. Sauve, Nedomansky, Ogrodnick**SHORTHANDED GOALS:** Savard, Ogrodnick, Kirton

Last Buffalo win in Buffalo: Feb. 6, 1981 (7-3)

Last Buffalo win in Detroit: Apr. 4, 1981 (5-4)

Last Detroit win in Detroit: Oct. 25, 1979 (4-0) Sabres are 3-0-0 in last 3 games in Detroit

Last Detroit win in Buffalo: Oct. 15, 1978 (3-2) Sabres are 4-0-1 in last 5 games in Buffalo



	GP	W	L	T	GF	GA
Buffalo	4	1	1	2	12	13
Edmonton	4	1	1	2	13	12

**AT BUFFALO**

Oct. 15 — Buffalo 2  
Jan. 16 — Buffalo 5

**AT EDMONTON**

Nov. 23 — Edmonton 6  
Feb. 15 — Edmonton 2

**GOALS BY PERIOD**

	1	2	3	TOT
Buffalo	6	2	4	12
Edmonton	3	5	5	13

**SHOTS ON GOAL**

	1	2	3	TOT
Buffalo	45	29	32	106
Edmonton	29	37	32	98

**BUFFALO**

	GP	G	A	PTS	PIM
Van Boxmeer	4	1	4	5	4
Ramsay	4	1	3	4	0
Martin	2	2	1	3	0
Dunn	4	1	2	3	0
Savard	4	1	2	3	5
McKegney	4	2	0	2	2
Perreault	3	1	1	2	4
Haworth	1	0	2	2	0
Dudley	2	0	2	2	0
Hajt	3	0	2	2	2
Moller	1	1	0	1	0
Playfair	3	1	0	1	5
Luce	4	1	0	1	0
Gare	3	0	1	1	0
Seiling	4	0	1	1	2
Smith	4	0	1	1	0
J.F. Sauve	1	0	0	0	0
Edwards	2	0	0	0	0
B. Sauve	2	0	0	0	0
Hamel	2	0	0	0	0
Patrick	2	0	0	0	9
Ruff	3	0	0	0	7
Ramsey	3	0	0	0	5
McClanahan	3	0	0	0	0
Schoenfeld	4	0	0	0	8

**EDMONTON**

	GP	G	A	PTS	PIM
MacDonald	3	2	1	3	0
Callighen	3	2	1	3	2
Price	4	2	1	3	23
Weir	4	1	2	3	0
Hagman	3	1	2	3	0
Hunter	4	1	2	3	0
Siltanen	4	1	2	3	4
Kurri	3	1	1	2	0
Gretzky	4	0	2	2	0
Coffey	4	0	2	2	2
Anderson	3	1	0	1	2
Lowe	4	1	0	1	0
Mio	1	0	1	1	0
Driscoll	2	0	1	1	0
Messier	3	0	1	1	2
Brackenbury	3	0	1	1	2
Murdoch	3	0	1	1	0
Fogolin	4	0	1	1	4
Edwards	1	0	0	0	0
Huddy	1	0	0	0	0
Semenko	2	0	0	0	5
Low	2	0	0	0	0
Lumley	3	0	0	0	11
Hicks	3	0	0	0	2

**SCORING****TOTALS** 4 12 22 34 53**TOTALS** 4 13 22 35 59**BUFFALO GOALIES**

	GPI	Mins	GA	EN	SO	AVG	Saves	Effcy	W	L	T
B. Sauve	2	120	5	0	1	2.50	31	86.1%	1	0	1
Edwards	2	120	8	0	0	4.00	54	87.0%	0	1	1

**EDMONTON GOALIES**

	GPI	Mins	GA	EN	SO	AVG	Saves	Effcy	W	L	T
Edwards	1	60	2	0	0	2.00	21	91.3%	0	0	1
Low	2	120	5	0	0	2.50	45	90.0%	1	1	0
Mio	1	60	5	0	0	5.00	28	84.8%	0	0	1

**GAME WINNING GOALS:** McKegney, Siltanen**GAME TIEING GOALS:** Martin, Price**POWER PLAY GOALS:** Dunn, Perreault, MacDonald

Last Buffalo win in Buffalo: Oct. 15, 1980 (2-0)

Last Buffalo win in Edmonton: Feb. 29, 1980 (4-2)

Last Edmonton win in Edmonton: Nov. 23, 1980 (6-3)

Last Edmonton win in Buffalo: Oilers are 0-2-2 in Buffalo



	GP	W	L	T	GF	GA
Buffalo	4	2	1	1	16	13
Hartford	4	1	2	1	13	16

**AT BUFFALO**

Oct. 12 — Buffalo	3	Hartford	3
Mar. 6 — Hartford	5	Buffalo	3

**AT HARTFORD**

Nov. 29 — Buffalo	5	Hartford	2
Jan. 31 — Buffalo	5	Hartford	3

**GOALS BY PERIOD**

PERIOD	1	2	3	TOT
Buffalo	3	4	9	16
Hartford	3	6	4	13

**SHOTS ON GOAL**

	1	2	3	TOT
Buffalo	46	55	63	164
Hartford	32	24	39	95

**BUFFALO**

GP	G	A	PTS	PIM	
Gare	4	3	4	7	0
Savard	4	5	1	6	4
McKegney	4	2	3	5	0
Ramsay	4	2	1	3	0
Seiling	4	1	2	3	11
Smith	4	1	2	3	2
Dunn	4	1	1	2	0
Ruff	4	1	1	2	0
Van Boxmeer	4	0	2	2	6
Patrick	1	0	1	1	0
J.F. Sauve	2	0	1	1	2
Hamel	2	0	1	1	7
Luce	3	0	1	1	2
Hajt	3	0	1	1	0
Ramsey	3	0	1	1	7
Haworth	3	0	1	1	0
Schoenfeld	4	0	1	1	4
Edwards	1	0	0	0	0
Martin	1	0	0	0	0
Dudley	2	0	0	0	0
Perreault	2	0	0	0	2
B. Sauve	3	0	0	0	0
Playfair	3	0	0	0	0
McClanahan	3	0	0	0	2

**HARTFORD**

GP	G	A	PTS	PIM	
Rogers	4	1	4	5	2
Boutette	4	1	3	4	10
Debol	3	1	2	3	0
Rowe	4	1	2	3	13
Sims	4	1	2	3	2
Meagher	1	2	0	2	0
Miller	4	2	0	2	0
Howe	3	1	1	2	0
Johnston	1	1	0	1	0
Stoughton	3	1	0	1	0
Nachbaur	4	1	0	1	2
Lupien	1	0	1	1	0
Alley	1	0	1	1	0
Smith	2	0	1	1	0
Brubaker	2	0	1	1	0
Fidler	2	0	1	1	0
Volcan	3	0	1	1	4
Keon	4	0	1	1	0
Ley	1	0	0	0	2
Abrahamsson	1	0	0	0	0
Veisor	2	0	0	0	0
Roberts	2	0	0	0	4
Barnes	2	0	0	0	4
Fotiu	2	0	0	0	0
Galarneau	2	0	0	0	0
McIlhargey	2	0	0	0	2
Garrett	3	0	0	0	2
Neufeld	3	0	0	0	5
Douglas	3	0	0	0	0

TOTALS	4	16	25	41	51	TOTALS	4	13	21	34	59
--------	---	----	----	----	----	--------	---	----	----	----	----

**BUFFALO GOALIES**

GPI	Mins	GA	EN	SO	AVG	Saves	Effcy	W	L	T	
Edwards	1	60	3	0	0	3.00	15	83.3%	0	1	0
B. Sauve	3	180	9	1	0	3.33	67	88.1%	2	1	0

**HARTFORD GOALIES**

GPI	Mins	GA	EN	SO	AVG	Saves	Effcy	W	L	T	
Veisor	2	87	5	0	0	3.45	50	90.9%	0	0	1
Garrett	3	153	11	0	0	4.33	98	89.9%	1	2	0

**GAME WINNING GOALS:** McKegney, Seiling, Nachbaur**GAME TIEING GOAL:** Savard**POWER PLAY GOAL:** Howe**SHORTHANDED GOALS:** Ramsay, Savard

Last Buffalo win in Buffalo: Mar. 6, 1980 (4-3) Sabres are 0-1-1 in last 2 games in Buffalo

Last Buffalo win in Hartford: Jan. 31, 1981 (5-3)

Last Hartford win in Hartford: Nov. 21, 1979 (5-3) Sabres are 3-0-0 in last 3 games in Hartford

Last Hartford win in Buffalo: Mar. 6, 1981 (5-3)



	GP	W	L	T	GF	GA
Buffalo	4	2	1	1	16	14
Los Angeles	4	1	2	1	14	16

**AT BUFFALO**

Dec. 31 — L.A.	5	Buffalo	2
Jan. 11 — L.A.	4	Buffalo	4

**AT LOS ANGELES**

Dec. 20 — Buffalo	7	L.A.	4
Mar. 17 — Buffalo	3	L.A.	1

**GOALS BY PERIOD**

PERIOD	1	2	3	TOT
Buffalo	5	6	5	16
L.A.	10	1	3	14

**SHOTS ON GOAL**

	1	2	3	TOT
Buffalo	41	35	38	114
L.A.	47	32	31	110

**BUFFALO**

GP	G	A	PTS	PIM	
Perreault	4	2	5	7	4
Smith	4	4	1	5	4
Seiling	4	3	2	5	7
Ramsay	4	2	3	5	0
Van Boxmeer	4	2	2	4	0
McKegney	4	0	3	3	0
Gare	4	2	0	2	2
Luce	3	1	1	2	2
Schoenfeld	2	0	2	2	0
Edwards	3	0	2	2	0
Dunn	4	0	2	2	4
Ruff	1	0	1	1	0
Martin	1	0	1	1	0
Hamel	3	0	1	1	0
Hajt	4	0	1	1	0
Playfair	4	0	1	1	4
B. Sauve	1	0	0	0	0
Patrick	1	0	0	0	0
Dudley	2	0	0	0	0
McClanahan	3	0	0	0	2
Ramsey	3	0	0	0	2
Savard	4	0	0	0	0
Haworth	4	0	0	0	2

**L.A.**

GP	G	A	PTS	PIM	
M. Murphy	4	1	4	5	2
Simmer	3	3	1	4	0
Dionne	4	3	1	4	0
Fox	4	2	1	3	0
Terrion	3	0	3	3	2
Korab	4	0	3	3	0
Taylor	4	0	3	3	5
L. Murphy	4	1	1	2	2
Jensen	4	1	1	2	2
Bonar	4	0	2	2	4
Unger	2	1	0	1	2
Wells	3	1	0	1	2
Harris	4	1	0	1	0
Goldup	2	0	1	1	0
Hardy	4	0	1	1	2
Chartraw	1	0	0	0	2
Morrison	1	0	0	0	0
St. Laurent	1	0	0	0	2
Kelly	1	0	0	0	0
Luce	1	0	0	0	0
Lessard	2	0	0	0	0
Keans	2	0	0	0	0
Halward	3	0	0	0	4
Hopkins	3	0	0	0	0
Lewis	4	0	0	0	2

TOTALS	4	16	28	44	33	TOTALS	4	14	22	36	33
--------	---	----	----	----	----	--------	---	----	----	----	----

**BUFFALO GOALIES**

GPI	Mins	GA	EN	SO	AVG	Saves	Effcy	W	L	T	
Edwards	3	180	10	0	0	3.33	67	87.0%	2	1	0
B. Sauve	1	60	4	0	0	4.00	29	87.8%	0	0	1

**LOS ANGELES GOALIES**

GPI	Mins	GA	EN	SO	AVG	Saves	Effcy	W	L	T	
Keans	2	120	6	0	0	3.00	59	90.7%	1	0	1
Lessard	2	120	9	1	0	5.00	39	79.5%	0	2	0

**GAME WINNING GOALS:** Seiling, Gare, Wells**GAME TIEING GOAL:** Fox**POWER PLAY GOALS:** Smith (2), Gare, Seiling, Jensen, Simmer**SHORTHANDED GOALS:** Luce (Buffalo), L. Murphy

Last Buffalo win in Buffalo: Jan. 27, 1980 (9-1) Sabres are 0-1-1 in last 2 games in Buffalo

Last Buffalo win in Los Angeles: Mar. 17, 1981 (3-1)

Last Los Angeles win in Los Angeles: Oct. 26, 1978 (6-0) Sabres are 4-0-1 in last 5 games in Los Angeles

Last Los Angeles win in Buffalo: Dec. 31, 1980 (5-2)



	GP	W	L	T	GF	GA
Buffalo	4	0	1	3	7	9
Minnesota	4	1	0	3	9	7

**AT BUFFALO**

Jan. 4 — Buffalo 2  
Jan. 14 — Buffalo 1

Minnesota 2  
Minnesota 1

**AT MINNESOTA**

Dec. 6 — Minnesota 3  
Mar. 11 — Minnesota 3

Buffalo 3  
Buffalo 1

**GOALS BY PERIOD**

	1	2	3	TOT
Buffalo	1	0	6	7
Minnesota	5	2	2	9

**SHOTS ON GOAL**

	1	2	3	TOT
Buffalo	39	27	39	105
Minnesota	36	37	38	111

BUFFALO	GP	G	A	PTS	PIM
Luce	3	2	1	3	0
Ramsay	4	1	2	3	0
Dunn	4	0	2	2	0
Van Boxmeer	4	0	2	2	0
Dudley	2	1	0	1	2
Haworth	4	1	0	1	0
Seiling	4	1	0	1	2
Smith	4	1	0	1	0
Hajt	4	0	1	1	0
Savard	4	0	1	1	2
B. Sauve	1	0	0	0	0
Patrick	1	0	0	0	0
Martin	1	0	0	0	0
Ruff	2	0	0	0	4
McClanahan	2	0	0	0	0
Hamel	3	0	0	0	0
Edwards	3	0	0	0	0
Perreault	3	0	0	0	4
Schoenfeld	3	0	0	0	2
Ramsey	4	0	0	0	4
Playfair	4	0	0	0	4
McKegney	4	0	0	0	2
Gare	4	0	0	0	11

**SCORING**

MINNESOTA	GP	G	A	PTS	PIM
G. Smith	4	1	3	4	6
Christoff	3	2	1	3	2
Zanussi	3	1	2	3	5
Fidler	1	1	1	2	0
B. Smith	4	0	2	2	4
Andersson	4	0	2	2	0
Sharpley	1	1	0	1	0
Ciccarelli	1	1	0	1	0
Payne	4	1	0	1	0
Young	4	1	0	1	0
B. Maxwell	1	0	1	1	0
Eaves	2	0	1	1	0
Roberts	3	0	1	1	2
MacAdam	4	0	1	1	2
Sargent	1	0	0	0	0
Carlson	1	0	0	0	0
Palmer	2	0	0	0	0
McCarthy	2	0	0	0	0
Giles	3	0	0	0	2
Beaupre	4	0	0	0	0
Barrett	4	0	0	0	4
Hartsburg	4	0	0	0	4
Shmyr	4	0	0	0	2
Polich	4	0	0	0	0
Youngmans	4	0	0	0	0

**TOTALS** 4 7 9 16 37

**TOTALS** 4 9 15 24 33

BUFFALO GOALIES	GPI	Mins	GA	EN	SO	AVG	Saves	Effcy	W	L	T
Edwards	3	180	6	0	0	2.00	62	91.1%	0	0	3
B. Sauve	1	60	3	0	0	3.00	40	93.0%	0	1	0

MINNESOTA GOALIES	GPI	Mins	GA	EN	SO	AVG	Saves	Effcy	W	L	T
Beaupre	4	240	7	0	0	1.75	98	93.3%	1	0	3

**GAME WINNING GOAL:** Christoff

**GAME TIEING GOALS:** Seiling, Haworth, Luce

**POWER PLAY GOAL:** Ciccarelli

**SHORTHANDED GOAL:** Luce

Last Buffalo win in Buffalo: Nov. 25, 1979 (6-2) Sabres are 0-0-2 in last 2 games in Buffalo  
Last Buffalo win in Minnesota: Nov. 17, 1979 (4-2) Sabres are 0-1-2 in last 3 games in Minnesota  
Last Minnesota win in Minnesota: Mar. 11, 1981 (3-1)  
Last Minnesota win in Buffalo: Oct. 14, 1979 (5-4)



	GP	W	L	T	GF	GA
Buffalo	4	1	3	0	14	17
Montreal	4	3	1	0	17	14

**AT BUFFALO**

Dec. 3 — Montreal 6  
Feb. 22 — Montreal 4

Buffalo 5  
Buffalo 2

**AT MONTREAL**

Oct. 25 — Buffalo 5  
Feb. 19 — Montreal 5

Montreal 2  
Buffalo 2

**GOALS BY PERIOD**

	1	2	3	TOT
Buffalo	2	5	7	14
Montreal	7	7	3	17

**SHOTS ON GOAL**

	1	2	3	TOT
Buffalo	22	40	47	109
Montreal	51	37	34	122

BUFFALO	GP	G	A	PTS	PIM
McKegney	4	3	2	5	0
Christoff	2	1	3	4	2
J.F. Sauve	4	3	0	3	2
Seiling	4	0	3	3	0
Dunn	4	2	0	2	0
Savard	3	1	1	2	0
Luce	4	1	1	2	4
Van Boxmeer	4	1	1	2	2
Gare	4	1	2	2	0
Perreault	2	0	2	2	2
Smith	3	0	2	2	2
Ramsay	4	0	2	2	0
Dudley	2	1	0	1	2
Ramsey	4	1	0	1	2
Martin	1	0	1	1	2
Haworth	2	0	1	1	2
Hamel	3	0	1	1	0
Ruff	4	0	1	1	2
Edwards	1	0	0	0	0
Patrick	1	0	0	0	4
McClanahan	2	0	0	0	0
B. Sauve	3	0	0	0	0
Playfair	4	0	0	0	6
Schoenfeld	4	0	0	0	2

**SCORING**

MONTREAL	GP	G	A	PTS	PIM
Shutt	4	2	5	7	0
Napier	4	6	0	6	0
Acton	3	0	5	5	0
Lambert	4	3	1	4	0
Savard	3	1	3	4	2
LaFleur	3	1	2	3	0
Tremblay	4	1	2	3	2
Jarvis	4	1	2	3	0
Engblom	4	0	3	3	8
Mondou	3	1	1	2	2
Hajt	3	1	0	1	0
Gainey	3	0	1	1	4
Robinson	3	0	1	1	4
Larouche	3	0	1	1	0
Langway	4	0	1	1	4
Nilan	4	0	1	1	2
Gingras	4	0	1	1	4
Herron	1	0	0	0	0
Sevigny	1	0	0	0	0
Lapointe	1	0	0	0	0
Baker	1	0	0	0	0
Chartraw	1	0	0	0	2
Larocque	2	0	0	0	0
Wickenheiser	2	0	0	0	2
Risebrough	2	0	0	0	2
Houle	4	0	0	0	0

**TOTALS** 4 14 23 37 36

**TOTALS** 4 17 29 46 34

BUFFALO GOALIES	GPI	Mins	GA	EN	SO	AVG	Saves	Effcy	W	L	T
Edwards	1	60	3	1	0	3.00	22	88.0%	0	1	0
B. Sauve	3	180	13	0	0	4.33	83	86.7%	1	2	0

MONTREAL GOALIES	GPI	Mins	GA	EN	SO	AVG	Saves	Effcy	W	L	T
Herron	1	60	2	0	0	2.00	33	94.2%	1	0	0
Sevigny	1	60	2	0	0	2.00	24	92.3%	1	0	0
Larocque	2	120	9	1	0	5.00	38	79.1%	1	1	0

**GAME WINNING GOALS:** Luce, Napier (2), Shutt

**POWER PLAY GOALS:** McKegney, Savard, J.F. Sauve, Lambert, Tremblay, Shutt, Napier

**SHORTHANDED GOAL:** Luce

Last Buffalo win in Buffalo: Mar. 6, 1978 (2-1) Sabres are 0-4-2 in last 6 games in Buffalo  
Last Buffalo win in Montreal: Oct. 25, 1980 (5-2)  
Last Montreal win in Montreal: Feb. 19, 1981 (5-2)  
Last Montreal win in Buffalo: Feb. 22, 1981 (4-2)



	GP	W	L	T	GF	GA
Buffalo	4	2	2	0	14	16
NY Islanders	4	2	2	0	16	14

**AT BUFFALO**

Oct. 26 — Buffalo 5  
Apr. 5 — New York 7

New York 2  
Buffalo 3

**AT NEW YORK**

Nov. 15 — New York 4  
Jan. 26 — Buffalo 5

Buffalo 1  
New York 3

**GOALS BY PERIOD**

	1	2	3	TOT
Buffalo	10	2	2	14
New York	8	4	4	16

**SHOTS ON GOAL**

	1	2	3	TOT
Buffalo	49	32	37	118
New York	36	28	42	106

BUFFALO	GP	G	A	PTS	PIM
Van Boxmeer	4	4	3	7	0
Savard	4	1	5	6	0
Ramsay	4	2	1	3	2
Ruff	4	2	1	3	2
Gare	4	2	1	3	14
Martin	1	0	3	3	0
Seiling	4	0	3	3	4
Smith	4	0	3	3	0
McKegney	4	1	1	2	0
Perreault	3	0	2	2	2
Haworth	2	1	0	1	0
Hamel	3	1	0	1	0
Patrick	1	0	0	0	0
J.F. Sauve	1	0	0	0	0
Edwards	2	0	0	0	0
B. Sauve	2	0	0	0	0
Dudley	2	0	0	0	0
McClanahan	2	0	0	0	0
Luce	2	0	0	0	2
Hajt	3	0	0	0	0
Dunn	4	0	0	0	2
Schoenfeld	4	0	0	0	9
Ramsey	4	0	0	0	4
Playfair	4	0	0	0	10

NEW YORK	GP	G	A	PTS	PIM
Trottier	4	2	5	7	4
Gillies	4	1	4	5	0
Bossy	4	1	4	5	0
Carroll	1	2	2	4	0
Marini	1	1	2	3	0
D. Potvin	3	1	2	3	8
Langevin	3	0	3	3	4
Kallur	3	2	0	2	2
Persson	4	2	0	2	2
Howatt	4	1	1	2	9
Merrick	4	1	1	2	2
Sutter	1	1	0	1	2
Lane	4	1	0	1	9
Goring	3	0	1	1	0
Nystrom	4	0	1	1	5
Morrow	4	0	1	1	2
Resch	1	0	0	0	0
McEwen	1	0	0	0	0
J. Potvin	2	0	0	0	2
Henning	2	0	0	0	0
Bourne	2	0	0	0	0
Smith	3	0	0	0	2
Lorimer	3	0	0	0	4
Tambellini	3	0	0	0	0
Tonelli	3	0	0	0	2

**TOTALS** 4 14 23 37 51

**TOTALS** 4 16 27 43 59

BUFFALO GOALIES	GPI	Mins	GA	EN	SO	AVG	Saves	Effcy	W	L	T
Edwards	2	120	5	1	0	3.00	49	89.0%	1	1	0
B. Sauve	2	120	10	0	0	5.00	41	80.3%	1	1	0

NEW YORK GOALIES	GPI	Mins	GA	EN	SO	AVG	Saves	Effcy	W	L	T
Smith	3	180	9	0	0	3.00	76	89.4%	2	1	0
Resch	1	60	5	0	0	5.00	28	84.8%	0	1	0

**GAME WINNING GOALS:** Van Boxmeer (2), D. Potvin, Persson  
**POWER PLAY GOALS:** Gare (2), Ruff, Hamel, Persson, Trottier, Kallur  
**SHORTHANDED GOALS:** Van Boxmeer, Lane  
 Last Buffalo win in Buffalo: Oct. 26, 1980 (5-2)  
 Last Buffalo win in New York: Jan. 26, 1981 (5-3)  
 Last New York win in New York: Nov. 15, 1980 (4-1)  
 Last New York win in Buffalo: Apr. 5, 1981 (7-3)



	GP	W	L	T	GF	GA
Buffalo	4	2	1	1	14	11
NY Rangers	4	1	2	1	11	14

**AT BUFFALO**

Jan. 18 — Buffalo 4  
Mar. 25 — Buffalo 4

New York 0  
New York 2

**AT NEW YORK**

Jan. 9 — New York 3  
Feb. 25 — New York 6

Buffalo 3  
Buffalo 3

**GOALS BY PERIOD**

	1	2	3	TOT
Buffalo	3	6	5	14
New York	5	4	2	11

**SHOTS ON GOAL**

	1	2	3	TOT
Buffalo	44	40	38	122
New York	30	35	40	105

BUFFALO	GP	G	A	PTS	PIM
Savard	4	2	3	5	2
Haworth	4	3	1	4	0
Seiling	4	3	1	4	0
McKegney	4	2	1	3	4
Perreault	3	1	2	3	4
Ramsay	4	0	3	3	0
Martin	2	1	1	2	2
Gare	3	1	1	2	0
Hamel	4	1	1	2	0
Schoenfeld	3	0	2	2	2
Dunn	4	0	2	2	2
J.F. Sauve	1	0	1	1	4
McClanahan	2	0	1	1	2
Smith	2	0	1	1	2
Ruff	2	0	1	1	4
Van Boxmeer	4	0	1	1	4
Ramsey	4	0	1	1	4
Hajt	4	0	1	1	4
Dudley	1	0	0	0	0
Patrick	1	0	0	0	0
Moller	1	0	0	0	0
Edwards	2	0	0	0	0
B. Sauve	2	0	0	0	0
Luce	3	0	0	0	0
Playfair	4	0	0	0	2

NEW YORK	GP	G	A	PTS	PIM
Nethery	2	2	1	3	0
Talafous	4	2	1	3	0
Vickers	4	1	2	3	0
Laidlaw	4	1	2	3	2
Dave Maloney	4	0	3	3	6
Duguay	4	0	3	3	4
Beck	4	0	2	2	0
Foti	2	1	0	1	0
Nilsson	3	1	0	1	6
Allison	3	1	0	1	0
Greschner	3	1	0	1	4
Hedberg	4	1	0	1	0
Gillis	1	0	1	1	0
Wallin	1	0	1	1	0
Esposito	1	0	1	1	2
Sullivan	1	0	0	0	0
Connor	1	0	0	0	0
Baker	2	0	0	0	0
Soetaert	2	0	0	0	0
Silk	2	0	0	0	0
Tkaczuk	2	0	0	0	0
Hospodar	3	0	0	0	9
Kotsopoulos	3	0	0	0	2
Vadnais	4	0	0	0	2
Don Maloney	4	0	0	0	0
Johnstone	4	0	0	0	4

**TOTALS** 4 14 25 39 38

**TOTALS** 4 11 17 28 41

BUFFALO GOALIES	GPI	Mins	GA	EN	SO	AVG	Saves	Effcy	W	L	T
Edwards	2	120	3	0	1	1.50	52	94.5%	1	0	1
B. Sauve	2	120	8	0	0	4.00	42	84.0%	1	1	0

NEW YORK GOALIES	GPI	Mins	GA	EN	SO	AVG	Saves	Effcy	W	L	T
Baker	2	120	6	1	0	3.00	51	89.4%	1	1	0
Soetaert	2	120	7	0	0	3.50	57	89.0%	0	1	1

**GAME WINNING GOALS:** Savard, Seiling, Hedberg  
**GAME TIEING GOAL:** Martin  
**POWER PLAY GOALS:** Perreault, Haworth  
**SHORTHANDED GOALS:** Seiling, Talafous  
 Last Buffalo win in Buffalo: Feb. 25, 1981 (4-2)  
 Last Buffalo win in New York: Feb. 9, 1977 (2-1) Sabres are 0-4-4 in last 8 games in New York  
 Last New York win in New York: Feb. 25, 1981 (6-3)  
 Last New York win in Buffalo: Jan. 25, 1979 (5-4) Sabres are 5-0-0 in last 5 games in Buffalo



	GP	W	L	T	GF	GA
Buffalo	4	2	0	2	18	10
Philadelphia	4	0	2	2	10	18

**AT BUFFALO**

Jan. 28 — Buffalo 4  
Mar. 8 — Buffalo 8

**AT PHILADELPHIA**

Feb. 5 — Buffalo 4  
Apr. 2 — Buffalo 2

**GOALS BY PERIOD**

	1	2	3	TOT
Buffalo	3	6	9	18
Philadelphia	2	5	3	10

**SHOTS ON GOAL**

	1	2	3	TOT
Buffalo	43	40	32	115
Philadelphia	36	44	45	125

BUFFALO						PHILA.					
GP	G	A	PTS	PIM		GP	G	A	PTS	PIM	
Gare	4	4	2	6	24	Barber	4	2	2	4	4
Smith	3	1	5	6	0	Wilson	4	1	3	4	19
Haworth	3	3	2	5	0	MacLeish	4	0	3	3	4
Seiling	3	3	1	4	9	Kerr	4	2	0	2	0
Savard	4	2	2	4	4	Propp	4	2	0	2	2
Ramsay	4	1	3	4	0	Bridgman	3	1	1	2	2
Van Boxmeer	4	1	3	4	4	Holmgren	4	1	1	2	8
Dunn	4	1	2	3	4	Linseman	4	0	2	2	11
McKegney	4	1	1	2	0	Clarke	4	0	2	2	2
McClanahan	4	1	1	2	8	Gorence	4	0	2	2	2
Hajt	4	0	2	2	4	Flockhart	1	1	0	1	0
Luce	2	0	1	1	0	Cochrane	4	0	1	1	15
Ramsey	3	0	1	1	4	Bathe	1	0	0	0	0
Schoenfeld	4	0	1	1	6	Peeters	2	0	0	0	0
Ruff	4	0	1	1	25	Dailey	2	0	0	0	0
Patrick	4	0	1	1	0	Wesley	2	0	0	0	6
Perreault	1	0	0	0	0	Eriksson	2	0	0	0	0
Hamel	2	0	0	0	17	Bailey	2	0	0	0	21
J.F. Sauve	3	0	0	0	2	St. Croix	3	0	0	0	0
Edwards	4	0	0	0	0	Busniuk	3	0	0	0	14
Playfair	4	0	0	0	2	Murray	4	0	0	0	0
						Hill	4	0	0	0	2
						Leach	4	0	0	0	2
<b>TOTALS</b>	<b>4</b>	<b>18</b>	<b>29</b>	<b>47</b>	<b>113</b>	<b>TOTALS</b>	<b>4</b>	<b>10</b>	<b>17</b>	<b>27</b>	<b>114</b>

BUFFALO GOALIES	GPI	Mins	GA	EN	SO	AVG	Saves	Efncy	W	L	T
Edwards	4	240	10	0	1	2.50	115	92.0%	2	0	2

PHILADELPHIA GOALIES	GPI	Mins	GA	EN	SO	AVG	Saves	Efncy	W	L	T
St. Croix	3	127	7	0	0	3.30	47	87.0%	0	0	2
Peeters	2	113	10	1	0	5.30	50	83.3%	0	2	0

**GAME WINNING GOALS:** Gare, Smith**GAME TIEING GOALS:** Dunn, Gare**POWER PLAY GOALS:** Haworth (2), McClanahan, Gare, Smith, Barber (2)

Last Buffalo win in Buffalo: Mar. 8, 1981 (8-4)

Last Buffalo win in Philadelphia: Feb. 5, 1981 (4-0)

Last Philadelphia win in Philadelphia: Dec. 15, 1979 (3-2) Sabres are 1-0-1 in last 2 games in Philadelphia

Last Philadelphia win in Buffalo: Jan. 6, 1980 (4-2) Sabres are 1-0-2 in last 3 games in Buffalo



	GP	W	L	T	GF	GA
Buffalo	4	3	0	1	21	5
Pittsburgh	4	0	3	1	5	21

**AT BUFFALO**

Oct. 29 — Buffalo 1  
Dec. 7 — Buffalo 10

**AT PITTSBURGH**

Oct. 18 — Buffalo 4  
Feb. 21 — Buffalo 6

**GOALS BY PERIOD**

	1	2	3	TOT
Buffalo	8	9	4	21
Pittsburgh	3	2	0	5

**SHOTS ON GOAL**

	1	2	3	TOT
Buffalo	35	39	43	117
Pittsburgh	44	47	38	129

BUFFALO						PITTSBURGH					
GP	G	A	PTS	PIM		GP	G	A	PTS	PIM	
Perreault	3	1	5	6	2	Hughes	4	1	2	3	46
Savard	4	2	3	5	22	Carlyle	4	1	1	2	32
Selling	3	4	0	4	4	Johnson	4	1	0	1	20
McKegney	4	4	0	4	0	Lee	4	1	0	1	0
Smith	3	1	3	4	0	Lonsberry	4	1	0	1	4
Gare	4	1	3	4	0	Gardner	2	0	1	1	2
Van Boxmeer	4	1	3	4	20	McAdam	3	0	1	1	22
Dunn	3	0	4	4	4	Libett	3	0	1	1	0
Dudley	3	3	0	3	0	Faubert	3	0	1	1	4
Schoenfeld	4	1	2	3	4	Stackhouse	4	0	1	1	2
Hamel	1	1	1	2	20	Ferguson	4	0	1	1	2
Martin	2	1	1	2	2	Schutt	4	0	1	1	2
Haworth	3	1	1	2	20	Holland	1	0	0	0	0
J.F. Sauve	1	0	2	2	0	Wolf	1	0	0	0	19
Ruff	4	0	2	2	26	Davis	1	0	0	0	0
Hajt	4	0	2	2	4	Marshall	1	0	0	0	0
Ramsay	4	0	2	2	0	Bullard	1	0	0	0	0
Ramsey	4	0	1	1	2	Hamilton	1	0	0	0	0
Patrick	1	0	0	0	0	Thompson	1	0	0	0	0
Edwards	2	0	0	0	0	Sheppard	1	0	0	0	0
B. Sauve	2	0	0	0	0	Kindrachuk	1	0	0	0	5
McClanahan	2	0	0	0	2	Burrows	2	0	0	0	4
Playfair	3	0	0	0	33	Malone	2	0	0	0	4
Luce	4	0	0	0	0	Lupien	3	0	0	0	0
						Baxter	3	0	0	0	2
						Anderson	3	0	0	0	2
						Millen	4	0	0	0	0
						Kehoe	4	0	0	0	0
<b>TOTALS</b>	<b>4</b>	<b>21</b>	<b>35</b>	<b>56</b>	<b>165</b>	<b>TOTALS</b>	<b>4</b>	<b>5</b>	<b>10</b>	<b>15</b>	<b>172</b>

BUFFALO GOALIES	GPI	Mins	GA	EN	SO	AVG	Saves	Efncy	W	L	T
B. Sauve	2	120	2	0	0	1.00	50	96.1%	1	0	1
Edwards	2	120	3	0	0	1.50	74	96.1%	2	0	0

PITTSBURGH GOALIES	GPI	Mins	GA	EN	SO	AVG	Saves	Efncy	W	L	T
Millen	4	182	16	0	0	5.27	70	81.3%	0	3	1
Holland	1	37	5	0	0	8.11	26	83.8%	0	0	0

**GAME WINNING GOALS:** Savard (2), McKegney**GAME TIEING GOAL:** Lee**POWER PLAY GOALS:** Van Boxmeer, Martin, McKegney, Perreault, Savard, Gare, Lonsberry, Carlyle

Last Buffalo win in Buffalo: Dec. 7, 1980 (10-1)

Last Buffalo win in Pittsburgh: Feb. 21, 1981 (6-1)

Last Pittsburgh win in Pittsburgh: Feb. 17, 1979 (6-3) Sabres are 4-0-0 in last 4 games in Pittsburgh

Last Pittsburgh win in Buffalo: Jan. 14, 1979 (5-4) Sabres are 3-0-1 in last 4 games in Buffalo





	GP	W	L	T	GF	GA
Buffalo	4	3	0	1	22	10
Quebec	4	0	3	1	10	22

**AT BUFFALO**

Nov. 16 — Buffalo 8  
Jan. 7 — Buffalo 5

**AT QUEBEC**

Jan. 3 — Buffalo 3  
Jan. 21 — Buffalo 6

**GOALS BY PERIOD**

PERIOD	1	2	3	TOT
Buffalo	6	4	12	22
Quebec	4	5	1	10

**SHOTS ON GOAL**

	1	2	3	TOT
Buffalo	34	40	51	125
Quebec	22	45	28	95

**BUFFALO**

	GP	G	A	PTS	PIM
Perreault	4	4	4	8	4
Smith	4	4	3	7	0
Seiling	4	3	2	5	8
Ramsay	4	3	1	4	2
McKegney	4	2	2	4	0
Dudley	2	1	2	3	0
Gare	3	1	2	3	2
Savard	4	1	2	3	2
Schoenfeld	2	0	3	3	2
Haworth	3	0	3	3	0
Martin	2	1	1	2	2
Dunn	4	0	2	2	2
Ramsay	4	0	2	2	2
Hajt	3	1	0	1	0
Luce	4	1	0	1	2
Patrick	1	0	1	1	2
Ruff	1	0	1	1	2
Playfair	3	0	1	1	26
Hamel	4	0	1	1	0
Van Boxmeer	4	0	1	1	0
McClanahan	2	0	0	0	2
B. Sauve	4	0	0	0	0

**SCORING**

QUEBEC	GP	G	A	PTS	PIM
Goulet	4	3	2	5	0
Hunter	4	1	2	3	13
Ftorek	4	1	2	3	2
Richard	4	0	3	3	4
P. Stastny	4	2	0	2	2
A. Stastny	4	0	2	2	0
Fitchner	1	1	0	1	0
Dupont	3	1	0	1	0
Rochefort	4	1	0	1	2
Therrion	1	0	1	1	0
Lariviere	2	0	1	1	6
Cote	3	0	1	1	2
Hislop	4	0	1	1	0
Aubry	1	0	0	0	0
Saunders	1	0	0	0	0
Paddock	1	0	0	0	0
Johnson	1	0	0	0	0
Weir	1	0	0	0	0
Lacroix	2	0	0	0	0
Wensink	2	0	0	0	26
Clackson	3	0	0	0	4
Pichette	3	0	0	0	4
Tardif	3	0	0	0	2
Bernier	3	0	0	0	2
Hoganson	3	0	0	0	2
Plasse	4	0	0	0	0

**TOTALS**

4 22 34 56 65

**TOTALS**

4 10 15 25 75

**BUFFALO GOALIES**

	GPI	Mins	GA	EN	SO	AVG	Saves	Effcy	W	L	T
B. Sauve	4	240	10	0	0	2.50	85	89.4%	3	0	1

**QUEBEC GOALIES**

	GPI	Mins	GA	EN	SO	AVG	Saves	Effcy	W	L	T
Plasse	4	240	22	0	0	5.50	103	82.4%	0	3	1

**GAME WINNING GOALS:** Ramsay (2), Seiling  
**GAME TIEING GOAL:** Seiling  
**POWER PLAY GOALS:** Smith (2), McKegney, Perreault, Ftorek  
**SHORTHANDED GOAL:** Goulet

Last Buffalo win in Buffalo: Jan. 7, 1981 (5-1)  
 Last Buffalo win in Quebec: Jan. 21, 1981 (6-5)  
 Last Quebec win in Quebec: Sabres are 3-0-1 in Quebec  
 Last Quebec win in Buffalo: Dec. 23, 1979 (3-1) Sabres are 3-0-0 in last 3 games in Buffalo



	GP	W	L	T	GF	GA
Buffalo	4	0	3	1	15	21
St. Louis	4	3	0	1	21	15

**AT BUFFALO**

Feb. 8 — Buffalo 3  
Mar. 22 — St. Louis 6

**AT ST. LOUIS**

Nov. 25 — St. Louis 5  
Mar. 28 — St. Louis 7

**GOALS BY PERIOD**

PERIOD	1	2	3	TOT
Buffalo	2	6	7	15
St. Louis	5	7	9	21

**SHOTS ON GOAL**

	1	2	3	TOT
Buffalo	33	35	38	102
St. Louis	34	52	42	128

**BUFFALO**

	GP	G	A	PTS	PIM
Savard	4	2	4	6	4
Gare	4	2	3	5	11
McKegney	4	4	0	4	5
Van Boxmeer	4	0	4	4	2
McClanahan	3	1	2	3	10
Ramsay	4	1	2	3	0
Seiling	4	0	3	3	10
Dudley	2	1	1	2	0
Haworth	1	1	1	2	0
Perreault	3	1	1	2	2
Patrick	4	1	1	2	12
Schoenfeld	4	1	1	2	12
Dunn	4	0	2	2	2
Smith	2	0	1	1	2
Hajt	3	0	1	1	10
Ruff	4	0	1	1	2
B. Sauve	1	0	0	0	0
J.F. Sauve	1	0	0	0	0
Luce	2	0	0	0	5
Edwards	3	0	0	0	0
Hamel	3	0	0	0	0
Ramsay	4	0	0	0	4
Playfair	4	0	0	0	4

**SCORING**

ST. LOUIS	GP	G	A	PTS	PIM
Currie	4	3	9	12	10
Turnbull	4	4	3	7	7
Federko	4	2	3	5	0
Babych	4	3	1	4	0
Sutter	4	2	2	4	9
Zuke	3	1	3	4	15
Patey	4	0	3	3	4
Pettersson	3	2	0	2	0
Dunlop	4	0	2	2	0
Crombeen	3	1	0	1	0
Klassen	4	1	0	1	2
Brownschidle	4	1	0	1	0
Kea	4	1	0	1	0
Stewart	3	0	1	1	4
Lapointe	4	0	1	1	6
Hart	4	0	1	1	14
Monahan	2	0	0	0	0
Chapman	3	0	0	0	0
Micheletti	3	0	0	0	10
Liut	4	0	0	0	0

**TOTALS**

4 15 28 43 87

**TOTALS**

4 21 29 50 81

**BUFFALO GOALIES**

	GPI	Mins	GA	EN	SO	AVG	Saves	Effcy	W	L	T
B. Sauve	1	60	4	1	0	4.00	26	86.6%	0	1	0
Edwards	3	180	15	1	0	5.00	81	84.3%	0	2	1

**ST. LOUIS GOALIES**

	GPI	Mins	GA	EN	SO	AVG	Saves	Effcy	W	L	T
Liut	4	240	15	0	0	3.75	87	85.2%	3	0	1

**GAME WINNING GOALS:** Babych (2), Sutter  
**GAME TIEING GOAL:** McClanahan  
**POWER PLAY GOALS:** McKegney, Gare, Babych (2), Sutter (2)  
**SHORTHANDED GOALS:** Brownschidle, Klassen

Last Buffalo win in Buffalo: Mar. 9, 1981 (9-4) Sabres are 0-1-1 in last 2 games in Buffalo  
 Last Buffalo win in St. Louis: Mar. 26, 1979 (4-2) Sabres are 0-4-0 in last 4 games in St. Louis  
 Last St. Louis win in St. Louis: Mar. 28, 1981 (7-4)  
 Last St. Louis win in Buffalo: Mar. 22, 1981 (6-5)



	GP	W	L	T	GF	GA
Buffalo	4	3	1	0	27	14
Toronto	4	1	3	0	14	27

**AT BUFFALO**

Oct. 19 — Toronto 4  
Mar. 19 — Buffalo 14

**AT TORONTO**

Dec. 13 — Buffalo 5  
Mar. 21 — Buffalo 6

**GOALS BY PERIOD**

	1	2	3	TOT
Buffalo	8	12	7	27
Toronto	3	8	3	14

**SHOTS ON GOAL**

	1	2	3	TOT
Buffalo	60	51	54	165
Toronto	33	48	55	136

**BUFFALO**

	GP	G	A	PTS	PIM
Gare	4	6	4	10	2
McKegney	4	3	5	8	0
Van Boxmeer	4	1	7	8	0
Savard	4	3	4	7	4
Perreault	3	3	3	6	4
Seiling	4	3	3	6	11
Ramsay	4	2	2	4	0
Smith	4	2	1	3	0
Dunn	4	1	2	3	4
Playfair	3	0	3	3	15
Ruff	4	1	1	2	18
Hajt	4	0	2	2	2
Dudley	2	1	0	1	0
Hamel	3	1	0	1	0
Martin	1	0	1	1	0
Haworth	2	0	1	1	0
Luce	2	0	1	1	0
McClanahan	3	0	1	1	2
Schoenfeld	4	0	1	1	2
B. Sauve	1	0	0	0	0
Mongrain	1	0	0	0	0
Ramsay	2	0	0	0	0
Patrick	2	0	0	0	4
Edwards	3	0	0	0	0

**SCORING****TORONTO**

	GP	G	A	PTS	PIM
Turnbull	4	1	7	8	2
Vaive	4	3	2	5	8
Paiement	4	1	4	5	7
Hickey	2	2	2	4	0
Derlago	4	2	2	4	2
Salming	4	0	4	4	2
Sittler	4	3	0	3	2
Maloney	4	0	2	2	4
Sedlbauer	2	1	0	1	0
Martin	4	1	0	1	2
Farrish	3	0	1	1	0
Rutherford	1	0	0	0	0
Ellis	1	0	0	0	2
Robert	1	0	0	0	2
Crha	2	0	0	0	0
Larocque	2	0	0	0	0
Picard	2	0	0	0	0
Duris	2	0	0	0	0
Zanussi	2	0	0	0	0
Melrose	3	0	0	0	15
Saganiuk	3	0	0	0	0
Boschman	3	0	0	0	18
Boudreau	3	0	0	0	0
Shand	4	0	0	0	6
Anderson	4	0	0	0	0

**TOTALS** 4 27 42 69 68**TOTALS** 4 14 24 38 72**BUFFALO GOALIES**

	GPI	Mins	GA	EN	SO	AVG	Saves	Efncy	W	L	T
Edwards	3	180	10	0	0	3.33	107	91.4%	3	0	0
B. Sauve	1	60	4	0	0	4.00	15	78.9%	0	1	0

**TORONTO GOALIES**

	GPI	Mins	GA	EN	SO	AVG	Saves	Efncy	W	L	T
Crha	2	80	6	0	0	4.50	50	89.2%	1	0	0
Rutherford	1	60	5	0	0	5.00	35	87.5%	0	1	0
Larocque	2	100	16	0	0	9.60	53	76.8%	0	2	0

**GAME WINNING GOALS:** Ruff, Perreault, Gare, Derlago**POWER PLAY GOALS:** Dunn, Van Boxmeer, McKegney, Dudley, Gare, Smith, Sittler (2), Turnbull, Hickey, Paiement, Sedlbauer

Last Buffalo win in Buffalo: Mar. 19, 1981 (14-4)

Last Buffalo win in Toronto: Mar. 21, 1981 (6-2)

Last Toronto win in Toronto: Apr. 7, 1979 (6-2) Sabres are 4-0-0 in last 4 games in Toronto

Last Toronto win in Buffalo: Oct. 19, 1980 (4-2)



	GP	W	L	T	GF	GA
Buffalo	4	1	1	2	10	10
Vancouver	4	1	1	2	10	10

**AT BUFFALO**

Nov. 2 — Buffalo 4  
Dec. 14 — Buffalo 2

**AT VANCOUVER**

Dec. 21 — Vancouver 3  
Mar. 14 — Vancouver 2

**GOALS BY PERIOD**

	1	2	3	TOT
Buffalo	2	5	3	10
Vancouver	1	5	4	10

**SHOTS ON GOAL**

	1	2	3	TOT
Buffalo	37	48	53	138
Vancouver	33	34	33	100

**BUFFALO**

	GP	G	A	PTS	PIM
Gare	4	3	1	4	9
Perreault	3	2	2	4	0
Dunn	4	1	2	3	0
Martin	1	1	1	2	2
Hamel	2	1	1	2	4
McKegney	4	1	2	0	0
Savard	4	0	2	2	4
Ramsay	4	0	2	2	2
Ramsay	4	1	0	1	0
Haworth	2	0	1	1	0
Schoenfeld	3	0	1	1	4
Seiling	3	0	1	1	2
Van Boxmeer	4	0	1	1	5
Smith	4	0	1	1	0
Edwards	1	0	0	0	0
Patrick	1	0	0	0	0
B. Sauve	3	0	0	0	0
Ruff	3	0	0	0	9
McClanahan	3	0	0	0	0
Dudley	3	0	0	0	2
Luce	3	0	0	0	0
Hajt	4	0	0	0	6
Playfair	4	0	0	0	2

**SCORING****VANCOUVER**

	GP	G	A	PTS	PIM
Boldirev	3	0	4	4	0
Rota	4	2	1	3	5
Schmaltz	4	2	1	3	4
Smyl	4	1	2	3	2
Ashton	3	2	0	2	0
Gradin	4	1	1	2	0
Williams	4	1	1	2	19
McCarthy	4	1	1	2	2
Brasar	4	0	2	2	0
Fraser	4	0	2	2	0
Gillis	1	0	1	1	2
Lanz	2	0	1	1	0
Campbell	2	0	1	1	4
Butler	4	0	1	1	4
Oddleifson	1	0	0	0	0
Christie	1	0	0	0	0
Manno	1	0	0	0	2
Halward	1	0	0	0	0
MacDonald	1	0	0	0	0
Brodeur	2	0	0	0	0
Bromley	2	0	0	0	0
Lindgren	2	0	0	0	0
Marois	2	0	0	0	0
Kearns	3	0	0	0	0
Minor	3	0	0	0	4
Snepsts	4	0	0	0	4

**TOTALS** 4 10 17 27 51**TOTALS** 4 10 19 29 52**BUFFALO GOALIES**

	GPI	Mins	GA	SO	EN	AVG	Saves	Efncy	W	L	T
Edwards	1	60	2	0	0	2.00	28	93.3%	0	1	0
B. Sauve	3	180	8	0	0	2.66	62	88.5%	1	0	2

**VANCOUVER GOALIES**

	GPI	Mins	GA	SO	EN	AVG	Saves	Efncy	W	L	T
Bromley	2	120	3	0	0	1.50	70	95.8%	1	0	1
Brodeur	2	120	7	0	0	3.50	58	89.2%	0	1	1

**GAME WINNING GOALS:** Perreault, Rota**GAME TIEING GOALS:** Ashton, Hamel**POWER PLAY GOALS:** Dunn, Martin, Gare, Schmaltz (2)

Last Buffalo win in Buffalo: Nov. 2, 1980 (4-3)

Last Buffalo win in Vancouver: Mar. 23, 1979 (4-3) Sabres are 0-3-1 in last 4 games in Vancouver

Last Vancouver win in Vancouver: Mar. 14, 1979 (2-1)

Last Vancouver win in Buffalo: Dec. 12, 1974 (5-3) Sabres are 8-0-5 in last 13 games in Buffalo



	GP	W	L	T	GF	GA
Buffalo	4	2	0	2	19	13
Washington	4	0	2	2	13	19

**AT BUFFALO**

Nov. 9 — Buffalo	3	Wash.	3
Feb. 12 — Buffalo	6	Wash.	3

**AT WASHINGTON**

Nov. 8 — Buffalo	3	Wash.	3
Jan. 24 — Buffalo	7	Wash.	4

**GOALS BY PERIOD**

	1	2	3	TOT
Buffalo	6	7	6	19
Washington	4	3	6	13

**SHOTS ON GOAL**

	1	2	3	TOT
Buffalo	42	56	37	135
Washington	36	31	30	97

**BUFFALO**

	GP	G	A	PTS	PIM
Gare	3	5	0	5	2
McKegney	4	3	2	5	2
Savard	4	0	5	5	2
Seiling	2	3	1	4	0
Luce	4	2	2	4	0
Ramsay	4	2	2	4	0
Van Boxmeer	4	1	3	4	2
Ramsey	4	0	3	3	2
Smith	4	0	3	3	0
Schoenfeld	4	1	1	2	0
Dunn	4	0	2	2	4
McClanahan	4	0	2	2	0
Haworth	1	1	0	1	2
Perreault	3	1	0	1	2
Dudley	2	0	1	1	0
Martin	2	0	1	1	0
Ruff	4	0	1	1	0
Hajt	3	0	1	1	2
Playfair	4	0	1	1	8
Mongrain	1	0	0	0	0
Patrick	1	0	0	0	0
J.F. Sauve	1	0	0	0	0
Moller	1	0	0	0	0
Edwards	2	0	0	0	0
B. Sauve	2	0	0	0	0

**SCORING****WASHINGTON**

	GP	G	A	PTS	PIM
Gartner	4	4	1	5	2
Maruk	4	2	3	5	0
Kelly	4	0	4	4	0
Pronovost	4	2	1	3	2
Green	4	1	2	3	2
Mulvey	4	1	1	2	2
Labre	1	1	0	1	0
Ververgaert	4	1	0	1	2
Smith	2	1	0	1	2
McTaggart	1	0	1	1	2
Charron	3	0	1	1	0
Hangsleben	4	0	1	1	2
Walter	4	0	1	1	0
Stephenson	1	0	0	0	2
Parro	1	0	0	0	2
Veitch	2	0	0	0	2
Currie	2	0	0	0	2
Walker	3	0	0	0	2
Bouchard	3	0	0	0	2
Edberg	3	0	0	0	0
Gustafsson	3	0	0	0	0
Palmateer	4	0	0	0	0
Ribble	4	0	0	0	2
Jarvis	4	0	0	0	0

**TOTALS** 4 19 31 50 28**TOTALS** 4 13 16 29 28**BUFFALO GOALIES**

	GPI	Mins	GA	EN	SO	AVG	Saves	Effcy	W	L	T
Edwards	2	120	6	0	0	3.00	36	85.7%	1	0	1
B. Sauve	2	120	7	0	0	3.50	48	87.2%	1	0	1

**WASHINGTON GOALIES**

	GPI	Mins	GA	EN	SO	AVG	Saves	Effcy	W	L	T
Stephenson	1	20	1	0	0	3.00	8	88.8%	0	0	0
Palmateer	4	167	11	1	0	4.31	80	86.9%	0	1	2
Parro	1	53	5	1	0	6.92	28	82.3%	0	1	0

**GAME WINNING GOALS:** McKegney, Haworth**GAME TIEING GOALS:** Gartner, Pronovost**POWER PLAY GOALS:** McKegney (3), Gare (2), Pronovost**SHORTHANDED GOAL:** Luce

Last Buffalo win in Buffalo: Feb. 12, 1981 (6-3)

Last Buffalo win in Washington: Jan. 24, 1981 (7-4)

Last Washington win in Washington: Apr. 4, 1978 (4-3) Sabres are 5-0-1 in last 6 games in Washington

Last Washington win in Buffalo: Jan. 19, 1977 (4-2) Sabres are 6-0-2 in last 8 games in Buffalo



	GP	W	L	T	GF	GA
Buffalo	4	4	0	0	20	8
Winnipeg	4	0	4	0	8	20

**AT BUFFALO**

Oct. 22 — Buffalo	7	Winnipeg	4
Feb. 1 — Buffalo	4	Winnipeg	0

**AT WINNIPEG**

Nov. 21 — Buffalo	4	Winnipeg	2
Mar. 13 — Buffalo	5	Winnipeg	2

**GOALS BY PERIOD**

	1	2	3	TOT
Buffalo	8	7	5	20
Winnipeg	1	3	4	8

**SHOTS ON GOAL**

	1	2	3	TOT
Buffalo	38	43	38	119
Winnipeg	36	32	46	114

**BUFFALO**

	GP	G	A	PTS	PIM
Gare	4	5	2	7	4
Van Boxmeer	4	2	3	5	4
Smith	4	1	4	5	2
Schoenfeld	4	3	1	4	8
Dudley	2	2	2	4	0
Haworth	2	1	3	4	0
McKegney	4	1	3	4	0
Ramsay	4	1	2	3	4
Savard	4	0	3	3	2
Seiling	4	2	0	2	0
Luce	2	1	1	2	2
Ramsey	4	1	1	2	2
McClanahan	2	0	2	2	0
J.F. Sauve	1	0	1	1	0
Perreault	1	0	1	1	6
Patrick	3	0	1	1	2
Hajt	3	0	1	1	0
Ruff	4	0	1	1	2
Playfair	4	0	1	1	0
Dunn	4	0	1	1	0
Martin	1	0	0	0	2
Mongrain	1	0	0	0	2
B. Sauve	1	0	0	0	0
Hamel	2	0	0	0	0
Edwards	3	0	0	0	0

**SCORING****WINNIPEG**

	GP	G	A	PTS	PIM
Dupont	4	1	2	3	0
Babych	3	0	3	3	6
Lukowich	4	0	3	3	4
Christian	4	0	3	3	0
Geoffrion	4	2	0	2	2
Marsh	2	1	1	2	2
Wilson	4	1	1	2	2
Trimper	2	1	0	1	0
Lindstrom	3	1	0	1	0
Long	3	1	0	1	2
Bowness	2	0	1	1	0
Dion	1	0	0	0	2
Plantry	1	0	0	0	0
Hamel	1	0	0	0	0
Campbell	1	0	0	0	4
Small	1	0	0	0	0
Eaves	1	0	0	0	0
Dudley	1	0	0	0	0
Drouin	1	0	0	0	0
Mulhern	1	0	0	0	2
Hoyda	1	0	0	0	0
Markell	1	0	0	0	0
Mattson	2	0	0	0	0
Melrose	2	0	0	0	2
Cameron	2	0	0	0	0
Mann	2	0	0	0	0
Sullivan	2	0	0	0	0
Steen	2	0	0	0	0
Legge	2	0	0	0	0
Lecuyer	2	0	0	0	2
Mantha	3	0	0	0	4
Manery	3	0	0	0	0
Spring	4	0	0	0	0

**TOTALS** 4 20 34 54 42**TOTALS** 4 8 14 22 34**BUFFALO GOALIES**

	GPI	Mins	GA	EN	SO	Avg	Saves	Effcy	W	L	T
B. Sauve	1	60	2	0	0	2.00	31	93.9%	1	0	0
Edwards	3	180	6	0	1	2.00	75	92.5%	3	0	0

**WINNIPEG GOALIES**

	GPI	Mins	GA	EN	SO	Avg	Saves	Effcy	W	L	T
Hamel	1	60	4	0	0	4.00	24	85.7%	0	1	0
Dion	1	59	4	1	0	3.93	24	85.7%	0	1	0
Mattson	2	120	11	0	0	5.50	51	82.2%	0	2	0

**GAME WINNING GOALS:** Ramsey, Ramsay, Smith, Luce**POWER PLAY GOALS:** Gare (2), Van Boxmeer, Schoenfeld, Dudley, Seiling, Dupont, Geoffrion

Last Buffalo win in Buffalo: Feb 1, 1981 (4-0)

Last Buffalo win in Winnipeg: Mar. 13, 1981 (5-2)

Last Winnipeg win in Winnipeg: Sabres are 3-0-1 in Winnipeg vs. Winnipeg

Last Winnipeg win in Buffalo: Sabres are 4-0-0 in Buffalo vs. Winnipeg

TEAM	POWER PLAY GOALS		SHORT HANDED GOALS	
	By Buffalo	Against Buffalo	By Buffalo	Against Buffalo
Boston	3	2	0	1
Calgary	5	2	0	1
Chicago	7	3	0	1
Colorado	2	3	0	0
Detroit	3	2	1	2
Edmonton	2	1	0	0
Hartford	0	1	2	0
Los Angeles	4	2	1	1
Minnesota	0	1	1	0
Montreal	3	4	1	0
NY Islanders	4	3	1	1
NY Rangers	2	0	1	1
Philadelphia	5	2	0	0
Pittsburgh	6	2	0	0
Quebec	4	1	0	1
St. Louis	2	4	0	2
Toronto	6	6	0	0
Vancouver	3	2	0	0
Washington	5	1	1	0
Winnipeg	6	2	0	0
<b>TOTALS</b>	<b>73</b>	<b>44</b>	<b>9</b>	<b>11</b>

### 1980-81 HAT TRICKS SCORED BY SABRES

Gare, Danny	vs. Winnipeg	Oct. 22, 1980
	vs. Philadelphia	Mar. 8, 1981
Perreault, Gil	vs. Quebec	Jan. 21, 1981
	vs. Toronto	Mar. 19, 1981
Savard, Andre	vs. Detroit	Feb. 6, 1981
	vs. Toronto	Mar. 19, 1981
Dudley, Rick	vs. Pittsburgh	Dec. 7, 1980
Selling, Ric	vs. Washington	Feb. 12, 1981
Schoenfeld, Jim	vs. Winnipeg	Mar. 13, 1981

### 1980-81 HAT TRICKS SCORED AGAINST THE SABRES

Napier, Mark	at Buffalo (4 goals)	Dec. 3, 1980
Labraaten, Dan	at Calgary	Feb. 14, 1981
Foster, Dwight	at Boston	Mar. 1, 1981

### SABRE PENALTY SHOTS

Apr. 1, 1978	— Gil Perreault unsuccessful against Toronto's Mike Palmateer
Feb. 22, 1976	— Rene Robert unsuccessful against Montreal's Ken Dryden
Feb. 4, 1976	— Gil Perreault unsuccessful against Los Angeles' Rogie Vachon
Oct. 19, 1975	— Don Luce unsuccessful against Washington's Ron Low
Feb. 2, 1975	— Don Luce unsuccessful against Kansas City's Denis Herron
Jan. 25, 1975	— Richard Martin unsuccessful against Montreal's Michel Larocque
Jan. 31, 1974	— Richard Martin successful against Philadelphia's Bernie Parent at 9:31 of the second period
Dec. 20, 1973	— John Gould unsuccessful against Montreal's Michel Plasse
Nov. 7, 1970	— Paul Andrea unsuccessful against Vancouver's Dunc Wilson

### WHAT DID THEY WEAR?

1 Edwards	(80-81, 79-80, 78-79, 77-78); Crozier (75-76, 74-75, 73-74, 72-73, 71-72, 70-71)
2 Horton	(73-74, 72-73); Watson (71-72, 70-71)
3 Dunn	(80-81, 79-80); Stewart (78-79, 77-78); McIntosh (75-76, 74-75); Guevremont (74-75); Robitaille (74-75, 73-74, 72-73, 71-72); Pratt (70-71)
4 Van Boxmeer	(80-81); Korab (79-80, 78-79, 77-78, 76-77, 75-76, 74-75, 73-74), Pratt (73-74, 72-73, 71-72); McMahon (70-71)
5 Ramsey	(80-81); Van Boxmeer (79-80); Fogolin (78-79, 77-78, 76-77, 75-76, 74-75); Carriere (73-74); Hillman (72-73, 71-72); Barrie (71-72, 70-71)
6 Schoenfeld	(80-81, 79-80, 78-79, 77-78, 76-77, 75-76, 74-75, 73-74, 72-73); Hamilton (71-72, 70-71)
7 Martin	(80-81, 79-80, 78-79, 77-78, 76-77, 75-76, 74-75, 73-74, 72-73, 71-72); Robert (72-73); Schmautz (70-71)
8 McKegney	(80-81, 79-80, 78-79); Lorentz (77-78, 76-77, 75-76, 74-75, 73-74, 72-73, 71-72); R. Martin (71-72); Duff (71-72); Inglis (70-71)
9 Moller	(80-81); J.F. Sauve (80-81); Dudley (80-81, 79-80, 74-75); Richard (78-79, 76-77, 75-76); Gratton (74-75, 73-74, 72-73); R. Martin (72-73); Deadmarsh (72-73); Lawson (71-72); Fleming (70-71)
10 Ramsay	(80-81, 79-80, 78-79, 77-78, 76-77, 75-76, 74-75, 73-74, 72-73); Goyette (71-72, 70-71)
11 Perreault	(80-81, 79-80, 78-79, 77-78, 76-77, 75-76, 74-75, 73-74, 72-73, 71-72, 70-71)
12 Savard	(80-81, 79-80, 78-79, 77-78, 76-77); McAdam (75-76); Mickey (74-75, 73-74, 72-73); Byers (71-72); Krake (70-71)
14 Haworth	(80-81); Robert (78-79, 77-78, 76-77, 75-76, 74-75, 73-74, 72-73, 71-72); Gratton (72-73); Luce (71-72); Zaine (71-72); Wyrozub (70-71)
15 McElanahan	(80-81, 79-80); Boland (78-79); McAdam (78-79, 77-78, 76-77); Deziel (74-75); McSheffrey (74-75); Meehan (74-75, 73-74, 72-73, 71-72, 70-71)
16 Selling	(80-81, 79-80, 78-79, 77-78); D. Smith (76-77); McNab (75-76, 74-75); Lemieux (73-74); Wyrozub (72-73); Anderson (71-72, 70-71); Deadmarsh (71-72)
17 Hamel	(80-81); Gould (79-80); Dudley (78-79, 74-75, 73-74, 72-73); D. Smith (78-79); Stanfield (77-78, 76-77, 75-76, 74-75); Richer (72-73); F. Smith (71-72, 70-71)
18 Gare	(80-81, 79-80, 78-79, 77-78, 76-77, 75-76, 74-75); Terbenche (73-74, 72-73); O'Shea (71-72, 70-71)
19 Smith	(80-81, 79-80, 78-79, 77-78); Tidey (76-77); Titanic (75-76, 74-75); Stanfield (75-76); Atkinson (73-74, 72-73, 71-72, 70-71); Lacombe (70-71); Perry (70-71)
20 Luce	(80-81, 79-80, 78-79, 77-78, 76-77, 75-76, 74-75, 73-74, 72-73, 71-72); Duff (70-71); McDonald (70-71)
21 J.F. Sauve	(80-81); Schultz (79-80, 78-79); Schock (77-78); Spencer (76-77, 75-76, 74-75, 73-74); Busniuk (73-74); Gould (73-74); Harris (72-73); Ball (71-72); Mickey (71-72); Keenan (71-72); Andrea (70-71); Lagace (70-71)
22 Ruff	(80-81, 79-80); Guevremont (78-79, 77-78, 76-77, 75-76, 74-75); McNab (74-75); Rombough (73-74, 72-73); McKay (72-73, 71-72); Zaine (71-72); Marshall (70-71)
23 Hess	(80-81); Cunneyworth (80-81); Ramsey (79-80); Breitenbach (78-79, 76-77, 75-76); Carriere (77-78, 74-75, 73-74, 72-73); Noris (73-74); Shack (71-72, 70-71); Gould (71-72); Robert (71-72); Terbenche (70-71)
24 Hajt	(80-81, 79-80, 78-79, 77-78, 76-77, 75-76, 74-75, 73-74); Bromley (73-74); McNab (73-74); Wyrozub (73-74); Gould (72-73); Busniuk (72-73); Evans (71-72); McKay (71-72); Talbot (70-71); Deadmarsh (70-71)
25 Mongrain	(80-81, 79-80); T. Martin (78-79, 77-78, 76-77, 75-76); Ramsay (71-72); Myers (70-71); Perry (70-71)
26 Patrick	(80-81); Breitenbach (78-79); Tidey (77-78, 76-77); D. Smith (75-76); Wyrozub (71-72); Keenan (71-72, 70-71)
27 Playfair	(80-81, 79-80, 78-79); Kowal (77-78, 76-77); Regan (73-74)
28 B. Sauve	(80-81, 79-80, 78-79, 77-78, 76-77, 75-76); Bromley (73-74, 72-73); Farr (73-74, 72-73); Dryden (71-72, 70-71); Ball (70-71)
29 Moller	(80-81); Dunn (78-79, 77-78); Edwards (76-77); Bromley (75-76, 74-75, 73-74)
30 Ireland	(78-79); Desjardins (77-78, 76-77, 75-76, 74-75); Farr (74-75); Dryden (73-74, 72-73, 71-72, 70-71); Daley (70-71)
31 Weaver	(78-79); A. Smith (76-77, 75-76)
32 W. Ramsey	(77-78)

### SABRE CAPTAINS

Danny Gare	80-81, 79-80, 78-79, 77-78	Gerry Meehan	73-74, 72-73, 71-72
Jim Schoenfeld	76-77, 75-76, 74-75	Floyd Smith	70-71

## SABRES' SCORING STORY

PLAYER	GP	G	A	PTS	PIM
PERREAULT, Gil	809	360	568	928	
MARTIN, Richard	681	382	313	695	318
ROBERT, Rene	524	222	330	552	475
RAMSAY, Craig	771	204	329	533	401
LUCE, Don	766	216	310	526	150
GARE, Danny	481	260	219	479	304
LORENTZ, Jim	487	134	197	331	661
KORAB, Jerry	464	64	201	265	128
SAVARD, Andre	337	96	130	226	759
SCHOENFELD, Jim	537	42	178	220	169
MEEHAN, Gerry	306	94	114	208	987
SEILING, Ric	312	94	103	197	60
GUEVREMONT, Jocelyn	326	38	130	168	223
DUDLEY, Rick	279	70	94	164	189
SMITH, Derek	232	62	97	159	284
HAJT, Bill	500	28	126	154	36
McKEGNEY, Tony	212	68	75	143	288
VAN BOXMEER, John	160	29	91	120	58
STANFIELD, Fred	248	42	73	115	124
SPENCER, Brian	240	42	72	114	16
McNAB, Peter	154	49	59	108	208
ATKINSON, Steve	255	49	47	96	26
DUNN, Richie	208	14	79	93	96
GOYETTE, Phil	97	18	67	85	120
McADAM, Gary	223	39	45	84	25
FOGOLIN, Lee	329	8	68	76	78
SHACK, Eddie	106	36	31	67	424
HAMILTON, Al	145	6	58	64	127
RICHARD, Jacques	155	24	38	62	176
ROBITAILLE, Mike	170	8	46	54	73
CARRIERE, Larry	206	9	43	52	122
MARSHALL, Don	62	20	29	49	284
RUFF, Lindy	128	13	32	45	8
MARTIN, Terry	148	20	22	42	159
HILLMAN, Larry	121	6	35	41	50
PRATT, Tracy	210	2	39	41	114
GRATTON, Norm	102	15	23	38	399
HARRIS, Hugh	60	12	26	38	30
HAWORTH, Alan	49	16	20	36	17
MICKEY, Larry	117	20	14	34	34
BARRIE, Doug	102	6	28	34	65
ANDREA, Paul	47	11	21	32	213
ANDERSON, Ron	111	14	16	30	4
KEENAN, Larry	66	9	20	29	63
PLAYFAIR, Larry	180	5	22	27	8
GOULD, John	92	14	12	26	374
DUFF, Dick	61	9	15	24	13
EVANS, Chris	61	6	18	24	12
RAMSEY, Mike	85	4	20	24	98
O'SHEA, Kevin	93	10	13	23	62
HORTON, Tim	124	1	22	23	52
McCLANAHAN, Rob	66	5	17	22	109
TERBENCHE, Paul	118	2	19	21	38
STEWART, Bill	81	3	17	20	20
HAMEL, Gilles	51	10	9	19	116
WATSON, Jim	144	4	15	19	248
WYROZUB, Randy	100	8	10	18	10
SMITH, Floyd	83	6	12	18	48
ROMBOUGH, Doug	51	8	9	17	27
LAWSON, Danny	78	10	9	16	15
BYERS, Mike	46	9	7	16	12
FLEMING, Reg	78	6	10	16	159
SAUVE, Jean Francois	20	5	9	14	12
BREITENBACH, Ken	68	1	13	14	49
SCHMAUTZ, Cliff	26	5	7	12	10
MONGRAIN, Bob	38	4	6	10	6
KRAKE, Skip	74	4	5	9	88
EDWARDS, Don	245	0	9	9	30
SCHOCK, Ron	40	4	4	8	5
PATRICK, Steve	30	1	7	8	25
TALBOT, Jean-Guy	57	0	7	7	38

SCHULTZ, Dave	41	3	3	6	114
SAUVE, Bob	111	0	6	6	4
KOWAL, Joe	22	0	5	5	13
MOLLER, Mike	5	2	2	4	0
DEADMARSH, Butch	56	2	2	4	39
BROMLEY, Gary	63	0	4	4	2
ZAINE, Rod	24	2	1	3	4
BOLAND, Mike	22	1	2	3	29
McKAY, Ray	40	0	3	3	18
BUSNIUK, Ron	66	0	3	3	13
CROZIER, Roger	202	0	3	3	22
LEMIEUX, Real	11	1	1	2	4
McINTOSH, Paul	47	0	2	2	66
DRYDEN, Dave	120	0	2	2	4
LACOMBE, Francois	1	0	1	1	2
BALL, Terry	12	0	1	1	6
INGLIS, Billy	14	0	1	1	6
DALEY, Joe	38	0	1	1	12
DESJARDINS, Gerry	116	0	1	1	4
CUNNEYWORTH, Randy	1	0	0	0	2
PERRY, Brian	1	0	0	0	0
IRELAND, Randy	2	0	0	0	0
RAMSEY, Wayne	2	0	0	0	0
LAGACE, Jean-Guy	3	0	0	0	2
McSHEFFREY, Bryan	3	0	0	0	0
RICHER, Bob	3	0	0	0	0
TIDEY, Alex	3	0	0	0	0
McDONALD, Brian	12	0	0	0	29
McMAHON, Mike	12	0	0	0	0
MYERS, Hap	13	0	0	0	6
NORIS, Joe	18	0	0	0	2
TITANIC, Morris	19	0	0	0	0
FARR, Rocky	19	0	0	0	0

GOALIE	GPI	MINS	GA	SO	EN	AVG	W	L	T
EDWARDS, D.	245	14469	664	14	10	2.75	130	60	52
DESJARDINS, G.	116	6802	319	5	2	2.81	66	30	18
SAUVE, B.	111	6254	316	6	3	3.03	53	32	20
DRYDEN, D.	120	6440	328	5	8	3.06	43	45	20
BROMLEY, G.	63	3445	184	4	2	3.20	29	17	14
CROZIER, R.	202	10980	591	10	11	3.23	74	76	29
SMITH, A.	21	1105	62	0	1	3.37	9	6	2
FARR, R.	19	722	42	0	2	3.49	2	6	3
DALEY, J.	38	2073	128	1	2	3.70	12	16	8
IRELAND, R.	2	30	3	0	0	6.00	0	0	0
<b>TOTALS</b>	<b>872</b>	<b>52320</b>	<b>2639</b>	<b>45</b>	<b>41</b>	<b>3.02</b>	<b>418</b>	<b>288</b>	<b>166</b>

## SABRES 1980-81 RECORD BY MONTH

AT HOME	GP	W	L	T	GF	GA	PTS
October	6	3	1	2	20	14	8
November	7	5	0	2	34	18	12
December	6	3	2	1	27	18	7
January	7	2	0	5	25	17	9
February	6	4	1	1	28	14	9
March	7	4	2	1	40	23	9
April	1	0	1	0	3	7	0
<b>TOTALS</b>	<b>40</b>	<b>21</b>	<b>7</b>	<b>12</b>	<b>177</b>	<b>111</b>	<b>54</b>
ON ROAD	GP	W	L	T	GF	GA	PTS
October	3	2	1	0	12	8	4
November	8	3	4	1	25	29	7
December	6	2	1	3	26	26	7
January	7	4	1	2	30	26	10
February	6	2	2	2	21	18	6
March	8	4	4	0	29	26	8
April	2	1	0	1	7	6	3
<b>TOTALS</b>	<b>40</b>	<b>18</b>	<b>13</b>	<b>9</b>	<b>150</b>	<b>139</b>	<b>45</b>

## SABRES ALL-TIME COACHING RECORDS

### (REGULAR SEASON)

COACH	Games Coached	Wins	Losses	Ties	Percentage
<b>SCOTT BOWMAN</b> June, 1979 — May, 1980	54	33	11	10	.704
<b>FLOYD SMITH</b> May, 1974 — May, 1977	241	143	62	36	.668
<b>ROGER NEILSON</b> Dec., 1979 — May, 1981	106	53	26	27	.627
<b>MARCEL PRONOVOST</b> Oct., 1977 — Dec., 1978	104	52	29	23	.611
<b>BILLY INGLIS</b> Dec., 1978 — June, 1979	56	28	18	10	.589
<b>JOE CROZIER</b> Jan., 1972 — May, 1974	192	77	80	35	.492
<b>GEORGE "PUNCH" IMLACH</b> Oct., 1970 — Jan., 1972	119	32	62	25	.378

### (PLAYOFFS)

<b>SCOTT BOWMAN</b> — 1980	14	9	5		.642
<b>FLOYD SMITH</b> — 1977, 1976, 1975	32	16	16		.500
<b>ROGER NEILSON</b> — 1981	8	4	4		.500
<b>MARCEL PRONOVOST</b> — 1978	8	3	5		.375
<b>BILLY INGLIS</b> — 1979	3	1	2		.333
<b>JOE CROZIER</b> — 1973	6	2	4		.333

## ELEVEN YEARS IN THE NHL

BUFFALO VERSUS	GP	W	L	T	GF	GA	PTS
Minnesota	54	32	13	9	196	134	73
Toronto	63	34	24	5	234	185	73
Detroit	55	31	19	5	205	160	67
Los Angeles	54	27	15	12	195	168	66
Pittsburgh	54	23	11	20	217	159	66
Cleveland	46	25	13	8	191	139	58
New York Rangers	53	24	19	10	197	184	58
Vancouver	52	22	18	12	171	156	56
Washington	32	25	2	5	162	83	55
St. Louis	50	22	19	9	165	165	53
Chicago	51	21	19	11	148	137	53
Boston	63	22	32	9	220	245	52
New York Islanders	41	22	11	8	123	100	48
Colorado	28	22	2	4	125	70	48
Montreal	54	15	27	12	151	204	42
Atlanta	35	15	11	9	135	111	37
Philadelphia	51	13	27	11	136	172	37
Winnipeg	8	7	0	1	36	18	15
Quebec	8	6	1	1	37	17	13
Hartford	8	5	2	1	30	24	11
Edmonton	8	3	2	3	34	32	8
Calgary	4	2	1	1	18	15	5
<b>TOTALS</b>	<b>872</b>	<b>418</b>	<b>288</b>	<b>166</b>	<b>3126</b>	<b>2678</b>	<b>1002</b>

### AT HOME

	GP	W	L	T	GF	GA	PTS
Detroit	27	20	4	3	122	61	43
Minnesota	27	18	4	5	108	58	41
Toronto	32	19	11	2	128	87	40
Pittsburgh	27	14	3	10	115	62	38
New York Rangers	27	17	7	3	125	86	37
Vancouver	26	16	5	5	97	62	37
St. Louis	25	16	5	4	101	67	36
Los Angeles	27	15	6	6	108	76	36
Chicago	26	15	6	5	94	63	35
Boston	31	14	11	6	120	104	34
Cleveland	23	13	5	5	94	63	31
Washington	16	13	1	2	84	38	28
New York Islanders	20	12	4	4	68	49	28
Philadelphia	25	11	9	5	82	74	27
Montreal	27	9	10	8	69	80	26
Colorado	14	12	1	1	67	32	25
Atlanta	18	8	7	3	75	61	19
Winnipeg	4	4	0	0	21	9	8
Edmonton	4	2	0	2	20	16	6
Quebec	4	3	1	0	22	8	6
Hartford	4	2	1	1	13	12	5
Calgary	2	2	0	0	10	3	4
<b>TOTALS</b>	<b>436</b>	<b>255</b>	<b>101</b>	<b>80</b>	<b>1743</b>	<b>1171</b>	<b>590</b>

### ON ROAD

	GP	W	L	T	GF	GA	PTS
Toronto	31	15	13	3	106	98	33
Minnesota	27	14	9	4	88	76	32
Los Angeles	27	12	9	6	87	92	30
Pittsburgh	27	9	8	10	102	97	28
Washington	16	12	1	3	78	45	27
Cleveland	23	12	8	3	97	76	27
New York Islanders	21	10	7	4	55	51	24
Detroit	28	11	15	2	83	99	24
Colorado	14	10	1	3	58	38	23
New York Rangers	26	7	12	7	72	98	21
Atlanta	17	7	4	6	60	50	20
Boston	32	8	21	3	100	141	19
Vancouver	26	6	13	7	74	94	19
Chicago	25	6	13	6	54	74	18
St. Louis	25	6	14	5	64	98	17
Montreal	27	6	17	4	82	124	16
Philadelphia	26	2	18	6	54	98	10
Quebec	4	3	0	1	15	9	7
Winnipeg	4	3	0	1	15	9	7
Hartford	4	3	1	0	17	12	6
Edmonton	4	1	2	1	14	16	3
Calgary	2	0	1	1	8	12	1
<b>TOTALS</b>	<b>436</b>	<b>163</b>	<b>187</b>	<b>86</b>	<b>1383</b>	<b>1507</b>	<b>412</b>

## BUFFALO SABRES' DRAFT SELECTIONS

YEAR	PLAYER	DRAFTED FROM		
1981	Dudacek, Jiri	Kladno		
	Virta, Hannu	TPS Finland		
	Aldred, Jim	Kingston		
	Chisholm, Colin	Calgary		
	Eatough, Jeff	Cornwall		
	Wikberg, Anders	Timra		
	Eivola, Mauri	Finland		
	Butorac, Ali	Ottawa		
	Leime, Heikki	Finland		
	Orlando, Gates	Providence		
	Sebek, Venci	Niagara Falls		
	Harper, Warren	Prince Albert		
	1980	<b>Patrick, Steve</b>	Brandon	
		<b>Moller, Mike</b>	Lethbridge	
McKenna, Sean		Sherbrooke		
North, Jay		Jefferson H.S.		
Wiemer, Jim		Peterborough		
Rueter, Dirk		Sault Ste. Marie		
Naud, Daniel		Sorel		
Paavola, Jari		TPS Finland		
Cunneyworth, Randy		Ottawa		
Beckon, Dave		Peterborough		
Bader, John		Irondale H.S.		
1979		<b>Ramsey, Mike</b>	U. of Minnesota	
		<b>Ruff, Lindy</b>	Lethbridge	
		Robinson, Mark	Victoria	
	Cloutier, Jacques	Three Rivers		
	1978	<b>Hamel, Gilles</b>	Laval	
		<b>Haworth, Alan</b>	Sherbrooke	
		Knickle, Rick	Brandon	
		<b>Playfair, Larry</b>	Portland Winter Hawks	
		<b>McKegney, Tony</b>	Kingston Canadiens	
		<b>McClanahan, Rob</b>	U. of Minnesota	
		Gazdic, Mike	Sudbury Wolves	
		Ireland, Randy	Flint Generals	
		MacGregor, Cam	Cornwall	
		Eastman, Dan	London Knights	
Strobel, Eric		U. of Minnesota		
O'Sullivan, Eugene		Calgary Centennials		
1977		<b>Seiling, Ric</b>	St. Catharines Fincups	
		Areshenkoff, Ron	Medicine Hat Tigers	
	Stewart, Bill	Niagara Falls Flyers		
	Sirois, Richard	Laval Nationals		
	Ramsey, Wayne	Brandon Wheat Kings		
	1976	Kowal, Joe	Hamilton Fincups	
		Maze, Henry	Edmonton Oil Kings	
		Roscoe, Ron	Hamilton Fincups	
		Lemieux, Don	Three Rivers Draveurs	
		1975	<b>Sauve, Robert</b>	Laval Nationals
			Breitenbach, Ken	St. Catharines Black Hawks
			Martin, Terry	London Knights
			McAdam, Gary	St. Catharines Black Hawks
			Neeld, Greg	Calgary Centennials
<b>Edwards, Don</b>			Kitchener Rangers	
Minor, Jim			Regina Pats	
Rowe, Grant			Ottawa 67's	
Tidey, Alex			Lethbridge Broncos	
Whitby, Andy			Oshawa Generals	
Moher, Len	U. of Notre Dame			

1974	Fogolin, Lee	Oshawa Generals		
	<b>Gare, Danny</b>	Calgary Centennials		
	Deziel, Michel	Sorel Black Hawks		
	McIntosh, Paul	Peterborough TPTs		
	Lariviere, Gary	St. Catharines Black Hawks		
	Given, David	Brown University		
	Noreau, Bernard	Laval Nationals		
	Constantin, Charles	Quebec Remparts		
	Jodzio, Rick	Hamilton Red Wings		
	<b>Smith, Derek</b>	Ottawa 67's		
	Tsujimoto, Taro	Tokyo Katanas		
	Geoffrion, Bob	Corwall Royals		
	1973	Titanic, Morris	Sudbury Wolves	
		Landry, Jean	Quebec Remparts	
Deschamps, Andre		Quebec Remparts		
Dupuis, Yvon		Quebec Remparts		
Smulders, Bob		Peterborough TPTs		
Korzack, Neil		Peterborough TPTs		
Young, Bob		U. of Denver		
O'Connell, Tim		U. of Vermont		
1972		<b>Schoenfeld, Jim</b>	Niagara Falls Flyers	
		Carriere, Larry	Loyola University	
		McMasters, Jim	Calgary Centennials	
		Campeau, Richard	Sorel Black Hawks	
		Gratton, Gilles	Oshawa Generals	
		McNab, Peter	U. of Denver	
	1971	Martin, Richard	Montreal Jr. Canadiens	
		<b>Ramsay, Craig</b>	Peterborough TPTs	
		<b>Hajt, Bill</b>	Saskatoon Blades	
		Richer, Robert	Three Rivers Ducs	
		Warr, Steve	Clarkson Tech.	
		Duguay, Pierre	Quebec Remparts	
		1970	<b>Perreault, Gil</b>	Montreal Jr. Canadiens
			Deadmarsh, Butch	Brandon Wheat Kings
Cuddie, Steve			Toronto Marlboros	
Wyrozub, Randy			Edmonton Oil Kings	
Morton, Mike			Shawinigan Jrs.	
Keeler, Mike			Niagara Falls Flyers	
Regan, Tim			Boston University	
Rombough, Doug			St. Catharines Black Hawks	
Nadeau, Luc	Drummondville Jrs.			

## THE SABRES' — FROM WHERE AND WHEN

**Dunn, Richie** — signed as a free agent in the fall of 1977  
**Edwards, Don** — sixth round pick, 1975 Amateur Draft  
**Gare, Danny** — second round pick, 1974 Amateur Draft  
**Hajt, Bill** — third round pick, 1971 Amateur Draft  
**Hamel, Gilles** — fifth round pick, 1979 Entry Draft  
**Haworth, Alan** — sixth round pick, 1979 Entry Draft  
**McClanahan, Rob** — third round pick, 1978 Amateur Draft  
**McKegney, Tony** — second round pick, 1978 Amateur Draft  
**Patrick, Steve** — first round pick, 1980 Entry Draft  
**Perreault, Gil** — first round pick, 1970 Amateur Draft  
**Playfair, Larry** — first round pick, 1978 Amateur Draft  
**Ramsay, Craig** — second round pick, 1971 Amateur Draft  
**Ramsey, Mike** — first round pick, 1979 Entry Draft  
**Ruff, Lindy** — second round pick, 1979 Entry Draft  
**Sauve, Bob** — first round pick, 1975 Amateur Draft  
**Sauve, Jean Francois** — signed as an underage free agent in fall of 1979  
**Savard, Andre** — signed as a free agent after obtaining negotiation rights from Boston in exchange for same rights to Peter McNab, June 11, 1976  
**Schoenfeld, Jim** — first round pick, 1972 Amateur Draft  
**Seiling, Ric** — first round pick, 1977 Amateur Draft  
**Smith, Derek** — tenth round pick, 1974 Amateur Draft  
**Van Boxmeer, John** — obtained in trade with Colorado for Rene Robert, October 5, 1979

## AWARDS AND TROPHIES

**Most Valuable Player** — Wilkinson Sword Award: Chosen by team members, this award consisted of an engraved, full-size sword and a \$500 check, presented by the Wilkinson Sword Division. Discontinued after 1974-75.

1974-75	Rene Robert	1971-72	Roger Crozier
1973-74	Don Luce	1970-71	Gil Perreault
1972-73	Tim Horton		

**Most Improved Player** — The Buffalo Evening News Trophy: By a vote of his teammates, the player showing the most improvement over the course of the season. Until 1975-76 this award was presented by the Wilkinson Sword Division. Discontinued after 1978-79.

1978-79	Bob Sauve	1973-74	Rick Dudley and Craig Ramsay
1977-78	Lee Fogolin	1972-73	Dave Dryden
1976-77	Gary McAdam	1971-72	Don Luce
1975-76	Lee Fogolin	1970-71	Doug Barrie
1974-75	Rick Dudley		

**The Seventh Player Award** — The Buffalo Evening News Trophy: This award is presented to the most inspirational player, as selected by the Buffalo Evening News hockey staff.

1980-81	Danny Gare	1979-80	Jim Schoenfeld
---------	------------	---------	----------------

**The Charley Barton Memorial Silver Stick Award:** Presented by the Buffalo Courier Express in memory of the late hockey writer, Charley Barton, to the player who best exemplifies Charley's love of the game.

1980-81	Andre Savard	1975-76	Danny Gare
1979-80	Bill Hajt	1974-75	Gil Perreault
1978-79	Ric Seiling	1973-74	Craig Ramsay
1977-78	Don Edwards	1972-73	Don Luce
1976-77	Jim Schoenfeld		

**The Star of Stars Trophy:** For consistent home performance as reflected in the Three Star selections.

1980-81	Danny Gare	1975-76	Gil Perreault
1979-80	Gil Perreault	1974-75	Rene Robert
1978-79	Richard Martin	1973-74	Richard Martin
1977-78	Don Edwards	1972-73	Gil Perreault
1976-77	Gil Perreault	1971-72	Roger Crozier

## BUFFALO SABRES' BOOSTER CLUB AWARDS

**Frank Eddolls Memorial Trophy:** Named in honor of the former Buffalo Bison coach and NHL defenseman, presented to the most popular player, as selected by members of the Booster Club.

1980-81	Danny Gare	1974-75	Craig Ramsay
1979-80	Derek Smith	1973-74	Richard Martin
1978-79	Craig Ramsay	1972-73	Gil Perreault
1977-78	Don Edwards	1971-72	Gil Perreault
1976-77	Andre Savard	1970-71	Gil Perreault
1975-76	Danny Gare		

**Wayne Larkin Memorial Trophy:** Named in honor of the former Buffalo Bison winger, presented to the most valuable player as voted by his teammates.

1980-81	Danny Gare	1974-75	Rene Robert
1979-80	Danny Gare	1973-74	Richard Martin
1978-79	Craig Ramsay	1972-73	Tim Horton
1977-78	Don Edwards	1971-72	Roger Crozier
1976-77	Gerry Desjardins	1970-71	Gil Perreault
1975-76	Danny Gare		

**Tim Horton Memorial Award:** Named in honor of the late Buffalo Sabres' defenseman, presented to the player whose performance is far superior to the public recognition he has received, based on a vote of the Booster Club Board of Directors and members of the local sports media.

1980-81	Andre Savard	1974-75	Bill Hajt
1979-80	Bill Hajt	1973-74	Craig Ramsay
1978-79	Ric Seiling	1972-73	Jim Lorentz
1977-78	Gary McAdam	1971-72	Don Luce
1976-77	Jim Lorentz	1970-71	Gerry Meehan
1975-76	Brian Spencer		


**Fred T. Hunt Memorial Trophy:** Named in honor of the late Buffalo Sabres' assistant general manager and former player, coach and general manager of the AHL Buffalo Bisons, presented to the outstanding rookie as selected by the Booster Club Board of Directors and members of the local sports media.

1980-81	Alan Haworth	1978-79	Bill Stewart
1979-80	Lindy Ruff	1977-78	Don Edwards

## THE FIRST INDUCTEES INTO THE BUFFALO SABRES' HALL OF FAME



George "Punch" Imlach  
General Manager  
1970-79



Roger Crozier  
Goaltender  
1970-75

February 10, 1980



Frank Christie  
Trainer  
1947-present



## OTHER AWARDS

1980-81

**Selected to NHL's Prince of Wales Conference Team in All-Star Game:** Danny Gare, Bill Hajt

1979-80

**Vezina Trophy:** Don Edwards and Bob Sauve  
**Official NHL All-Star Second Team Goaltender:** Don Edwards  
**Official NHL All-Star Second Team Defenseman:** Jim Schoenfeld  
**Official NHL All-Star Second Team Right Wing:** Danny Gare  
**Selected to NHL's Prince of Wales Conference Team in All-Star Game:** Gil Perreault, Danny Gare, Jim Schoenfeld, Don Edwards

1978-79

**Selected to NHL Challenge Cup All-Star Team:** Gil Perreault, Jim Schoenfeld

1977-78

**Official NHL All-Star Second Team Goaltender:** Don Edwards  
**Elected to the NHL Hall of Fame:** Marcel Pronovost, Coach  
**Selected to NHL's Prince of Wales Conference Team in All-Star Game:** Gil Perreault, Richard Martin

1976-77

**Official NHL All-Star Second Team Left Wing:** Richard Martin  
**Official NHL All-Star Second Team Center:** Gil Perreault  
**Elected to the NHL Hall of Fame:** Tim Horton, defenseman  
**Charlie Conacher Memorial Trophy:** Jim Lorentz  
**Selected to NHL's Prince of Wales Conference Team in All-Star Game:** Gerry Desjardins, Gil Perreault, Richard Martin, Jim Schoenfeld  
**Most Valuable Player in All-Star Game:** Richard Martin

1975-76

**Official NHL All-Star Second Team Left Wing:** Richard Martin  
**Official NHL All-Star Second Team Center:** Gil Perreault  
**Selected to NHL's Prince of Wales Conference Team in All-Star Game:** Richard Martin, Jerry Korab, Craig Ramsay

1974-75

**Bill Masterton Trophy:** Don Luce  
**Official NHL All-Star First Team Left Wing:** Richard Martin  
**Official NHL All-Star Second Team Right Wing:** Rene Robert  
**Official Sporting News Prince of Wales Conference All-Star Team Left Wing:** Richard Martin  
**Selected to NHL's Prince of Wales Conference Team in All-Star Game:** Richard Martin, Rene Robert, Gil Perreault, Jerry Korab, Don Luce

1973-74

**Official NHL All-Star First Team Left Wing:** Richard Martin  
**Official Sporting News East Division All-Star Team Left Wing:** Richard Martin  
**Selected to NHL's East Division Team in All-Star Game:** Richard Martin, Dave Dryden, Gil Perreault

1972-73

**Lady Byng Trophy:** Gil Perreault  
**Selected to NHL's East Division Team in All-Star Game:** Richard Martin, Rene Robert

1971-72

**Selected to NHL's East Division Team in All-Star Game:** Richard Martin, Gil Perreault  
**Hockey News Rookie of the Year:** Richard Martin  
**Sporting News East Division Rookie of the Year:** Richard Martin

1970-71

**Calder Trophy:** Gil Perreault  
**Selected to NHL's East Division Team in All-Star Game:** Gil Perreault  
**Sport Magazine Rookie of the Year in All Pro Sport:** Gil Perreault  
**Sporting News East Division Rookie of the Year:** Gil Perreault

## SABRES' INDIVIDUAL GAME RECORDS

**Most Goals:** (4) Richard Martin vs. St. Louis, Mar. 9, 1980; vs. Washington, Dec. 21, 1975; vs. Washington, Dec. 3, 1974; vs. Atlanta, Oct. 22, 1972  
**Most Assists:** (5) Gil Perreault vs. St. Louis, Mar. 9, 1980; at California, Feb. 1, 1976  
**Most Points:** (7) Gil Perreault at California, Feb. 1, 1976  
**Most Penalty Minutes:** (39) Reg Fleming vs. Pittsburgh, Oct. 18, 1970  
**Most Shots on Goal:** (12) Jim Schoenfeld vs. Toronto, Dec. 10, 1978; Rene Robert vs. Boston, Apr. 1, 1976



## SABRES' INDIVIDUAL SEASON RECORDS

**Most Goals:** (56) Danny Gare, 1979-80  
**Most Assists:** (69) Gil Perreault, 1975-76  
**Most Points:** (113) Gil Perreault, 1975-76  
**Most Penalty Minutes:** (184) Jerry Korab and Jim Schoenfeld, 1974-75  
**Most Regular Season Games Played as a Sabre:** (809) Gil Perreault over eleven seasons  
**Most Consecutive Regular Season Games Played as a Sabre:** (641) Craig Ramsay, Mar. 27, 1973 through Apr. 5, 1981  
**Most Goals by a Right Winger:** (56) Danny Gare, 1979-80  
**Most Assists by a Right Winger:** (60) Rene Robert, 1974-75  
**Most Points by a Right Winger:** (100) Rene Robert, 1974-75  
**Most Penalty Minutes by a Right Winger:** (129) Danny Gare, 1975-76  
**Most Goals by a Center:** (44) Gil Perreault, 1975-76  
**Most Assists by a Center:** (69) Gil Perreault, 1975-76  
**Most Points by a Center:** (113) Gil Perreault, 1975-76  
**Most Penalty Minutes by a Center:** (68) Skip Krake, 1970-71  
**Most Goals by a Left Winger:** (52) Richard Martin, 1974-75, 1973-74  
**Most Assists by a Left Winger:** (49) Craig Ramsay, 1975-76  
**Most Points by a Left Winger:** (95) Richard Martin, 1974-75  
**Most Penalty Minutes by a Left Winger:** (159) Reg Fleming, 1970-71  
**Most Goals by a Defenseman:** (18) John Van Boxmeer, 1980-81  
**Most Assists by a Defenseman:** (51) John Van Boxmeer, 1980-81  
**Most Points by a Defenseman:** (69) John Van Boxmeer, 1980-81  
**Most Penalty Minutes by a Defenseman:** (184) Jerry Korab and Jim Schoenfeld, 1974-75  
**Most Goals by a Rookie:** (44) Richard Martin, 1971-72  
**Most Assists by a Rookie:** (34) Gil Perreault, 1970-71  
**Most Points by a Rookie:** (74) Richard Martin, 1971-72  
**Most Penalty Minutes by a Rookie:** (178) Jim Schoenfeld, 1972-73  
**Most Minutes Played by a Goalle:** (4,209) Don Edwards, 1977-78  
**Most Wins by a Goalle:** (38) Don Edwards, 1977-78  
**Most Consecutive Wins by a Goalle:** (9) Gerry Desjardins, 1976-77  
**Lowest Goals Against Average (in 25 or more games):** (2.36) Bob Sauve, 1979-80  
**Most Shut-Outs by a Goalle:** (5) Don Edwards, 1977-78  
**Most Penalty Minutes by a Goalle:** (12) Don Edwards, 1977-78; Joe Daley, 1970-71

**Most Hat Tricks:** (7) Richard Martin, 1975-76  
**Most Power Play Goals:** (21) Richard Martin, 1975-76  
**Most Short Handed Goals:** (8) Don Luce, 1974-75  
**Most Game-Winning Goals:** (11) Danny Gare, 1979-80  
**Most Goal-Scoring Games in Succession:** (7) Gil Perreault, 1976-77; Richard Martin and Rene Robert, 1974-75  
**Most Assit Scoring Games in Succession:** (9) Derek Smith, 1980-81; Danny Gare, 1979-80; Gil Perreault, 1974-75  
**Most Point Scoring Games in Succession:** (18) Gil Perreault, 1971-72

## SABRES' TEAM GAME RECORDS

**Most Goals For:** (14) 14-4 win over Toronto, Mar. 19, 1981; 14-2 win over Washington, Dec. 21, 1975  
**Most Goals Against:** (11) 11-2 loss at Montreal, Nov. 7, 1970  
**Most Goals--Buffalo and Opponent:** (18) 14-4 win over Toronto, Mar. 19, 1981  
**Greatest Winning Margin:** (12) 14-2 win over Washington, Dec. 21, 1975  
**Greatest Losing Margin:** (9) 9-0 loss at St. Louis, Mar. 13, 1971; 11-2 loss at Montreal, Nov. 7, 1970  
**Highest Tie Score:** (7-7) vs. St. Louis, Oct. 28, 1978  
**Lowest Tie Score:** (0-0) at Chicago, Oct. 31, 1979; vs. California, Nov. 9, 1972  
**Most Shots on Goal For:** (58) vs. Kansas City, Feb. 2, 1975  
**Fewest Shots on Goal For:** (14) vs. Montreal, Oct. 15, 1970  
**Most Shots on Goal Against:** (72) at Boston, Dec. 10, 1970  
**Fewest Shots on Goal Against:** (8) by Kansas City, Mar. 21, 1976  
**Most Buffalo Shots, One Period:** (26) vs. Cleveland, Feb. 25, 1978  
**Fewest Buffalo Shots, One Period:** (0) at Montreal, Feb. 19, 1981  
**Most Penalty Minutes--Buffalo:** (114) vs. Pittsburgh, Dec. 7, 1980  
**Most Penalty Minutes--Opponent:** (121) vs. Pittsburgh, Dec. 7, 1980  
**Most Penalty Minutes--Buffalo and Opponent:** (235) Pittsburgh at Buffalo, Dec. 7, 1980  
**Fastest Two Buffalo Goals, One Player:** (:10) by Danny Gare at Washington, Nov. 8, 1980  
**Fastest Two Goals Against, One Player:** (:10) by Darryl Sittler of Toronto, Feb. 19, 1972  
**Fastest Three Buffalo Goals, One Player:** (3:49) by Don Luce at Washington, Dec. 22, 1974  
**Fastest Three Buffalo Goals Against, One Player:** (4:55) by Rick Kehoe at Pittsburgh, Mar. 10, 1976  
**\*Fastest Two Buffalo Goals:** (:04) by Lee Fogolin and Don Luce vs. California, Oct. 17, 1974  
**Fastest Two Goals Against:** (:07) by Marcel Dionne and Hartland Monahan of Los Angeles, Jan. 11, 1978; Jim Moxey and Wayne Merrick at California, Feb. 1, 1976  
**Fastest Three Buffalo Goals:** (:41) John Van Boxmeer, Lindy Ruff and Craig Ramsay vs. New York Islanders, Oct. 26, 1980  
**Fastest Three Goals Against:** (1:04) by Lowell Mac Donald, Nick Beverley and Bernie Lukowich at Pittsburgh, Apr. 4, 1974  
**Fastest Two Goals, Both Teams:** (:05) by Richard Martin and Greg Polis of Pittsburgh, Jan. 3, 1974  
**Fastest Three Goals, Both Teams:** (:18) by Jim Moxey, Wayne Merrick and Danny Gare at California, Feb. 1, 1976  
**Fastest Buffalo Goal from Opening Face-Off:** (:07) by Danny Gare vs. Vancouver, Dec. 17, 1978  
**Fastest Opponent Goal from Opening Face-Off:** (:09) by Yvan Cournoyer at Montreal Dec. 22, 1973  
**Fastest Buffalo Goal from Start of One Period:** (:06) by Jerry Korab vs. NY Rangers, Dec. 4, 1975  
**\*Most Buffalo Goals, One Period:** (9) vs. Toronto, Mar. 19, 1981  
**\*Most Points, Buffalo and Opponent, One Period:** (32); Buffalo (23) and Toronto (9), Mar. 19, 1981  
**Most Buffalo Points, One Period:** (23) vs. Toronto, Mar. 19, 1981  
**\*Most Goals, Buffalo and Opponent, One Period:** (12) Buffalo (9) and Toronto (3), Mar. 19, 1981

\*league record

## SABRES' TEAM SEASON RECORDS

**Most Points:** (113), 1974-75  
**Most Home Points:** (63), 1972-73  
**Most Road Points:** (51), 1974-75  
**Fewest Points:** (51), 1971-72  
**Fewest Home Points:** (31), 1971-72  
**Fewest Road Points:** (20), 1971-72  
**Most Wins:** (49), 1974-75  
**Most Home Wins:** (30), 1972-73  
**Most Road Wins:** (21), 1976-77, 1974-75  
**Fewest Wins:** (16), 1971-72  
**Fewest Home Wins:** (11), 1971-72  
**Fewest Road Wins:** (5), 1971-72  
**Most Losses:** (43), 1971-72  
**Most Home Losses:** (19), 1971-72  
**Most Road Losses:** (26), 1970-71  
**Fewest Losses:** (16), 1974-75  
**Fewest Home Losses:** (5), 1979-80  
**Fewest Road Losses:** (10), 1974-75  
**Most Ties:** (21), 1980-81  
**Most Home Ties:** (12), 1980-81  
**Most Road Ties:** (11), 1972-73  
**Fewest Ties:** (8), 1976-77  
**Fewest Home Ties:** (3), 1972-73  
**Fewest Road Ties:** (3), 1976-77  
**Most Goals For:** (354), 1974-75  
**Most Goals For--at Home:** (199), 1974-75  
**Most Goals For--on Road:** (155), 1974-75  
**Fewest Goals For:** (203), 1971-72  
**Fewest Goals For--at Home:** (110), 1971-72  
**Fewest Goals For--on Road:** (93), 1971-72  
**Most Goals Against:** (291), 1970-71  
**Most Goals Against--at Home:** (130), 1978-79  
**Most Goals Against--on Road:** (168), 1970-71  
**Fewest Goals Against:** (201), 1979-80  
**Fewest Goals Against--at Home:** (80), 1972-73  
**Fewest Goals Against--on Road:** (106), 1979-80  
**Longest Winning Streak:** (9) Nov. 24, 1979 through Dec. 13, 1979; Dec. 11 through Dec. 29, 1976  
**Longest Home Winning Streak:** (12), Nov. 12, 1972 through Jan. 7, 1973  
**Longest Road Winning Streak:** (6), Dec. 8 through Dec. 29, 1976  
**Longest Undefeated Streak:** (14), Mar. 6 through Apr. 6, 1980  
**Longest Home Undefeated Streak:** (21), Oct. 8, 1972 through Jan. 7, 1973  
**Longest Road Undefeated Streak:** (7), Jan. 21 through Feb. 15, 1981; Mar. 12 through Apr. 5, 1980  
**Most Consecutive Ties:** (4), Jan. 9, 11, 14, 16, 1981; Dec. 22, 29, 31, 1977 and Jan. 1, 1978  
**Longest Losing Streak:** (7), Oct. 25 through Nov. 8, 1970  
**Longest Home Losing Streak:** (4), Jan. 14, 25, 28, 31, 1979  
**Longest Road Losing Streak:** (7), Feb. 6 through Feb. 27, 1971; Oct. 14 through Nov. 7, 1970


## SABRES' TEAM PLAYOFF RECORDS

### ONE PLAYOFF YEAR

**Most Wins:** (10) 1975 (17 games)  
**Fewest Wins:** (1) 1979 (3 games)  
**Most Losses:** (7) 1975 (17 games)  
**Fewest Losses:** (2) 1979 (3 games)  
**Most Goals For:** (53) 1975 (17 games)  
**Fewest Goals For:** (9) 1979 (3 games)  
**Most Goals Against:** (58) 1975 (17 games)  
**Fewest Goals Against:** (9) 1979 (3 games)  
**Most Shut Outs For:** (3) 1980 (14 games)  
**Most Shut Outs Against:** (1) 7-0 by Montreal, May 1, 1975  
**Most Overtime Games:** (4) 1975 (17 games)  
**Longest Winning Streak:** (5), Apr. 12, 16, 17, 19, 20, 1980  
**Longest Losing Streak:** (4), Apr. 11, 13, 15, 17, 1977; Apr. 15, 17, 20, 22, 1976  
**Greatest Winning Margin:** (6) 6-0 vs. Vancouver, 1980; 7-1 vs. Minnesota, 1977  
**Greatest Losing Margin:** (7) 7-0 at Montreal, 1975  
**Most Power Play Goals:** (17) 1980 (14 games)  
**Most Power Play Goals Against:** (14) 1975 (17 games)  
**Most Shorthanded Goals:** (2) 1975 (17 games)  
**Most Shorthanded Goals Against:** (3) 1980 (14 games)  
**Most Shots on Goal:** (532) 1975 (17 games)  
**Fewest Shots on Goal:** (102) 1979 (3 games)  
**Most Shots on Goal Against:** (459) 1975 (17 games)  
**Fewest Shots on Goal Against:** (77) 1979 (3 games)  
**Most Buffalo Penalty Minutes:** (276) 1975 (17 games)  
**Most Opponents' Penalty Minutes:** (243) 1975 (17 games)

### ONE GAME ONLY

**Most Goals:** (7) at New York Islanders, May 6, 1980; at Minnesota, Apr. 7, 1977  
**Most Goals Against:** (8) at Montreal, May 3, 1975  
**Most Goals, Buffalo and Opponent:** (11) 7-4 win at New York Islanders, May 6, 1980;  
 7-4 loss at New York Islanders, May 3, 1980; 6-5 win over Montreal, Apr. 27, 1975  
**Most Shots on Goal:** (57) vs. St. Louis, Apr. 8, 1976  
**Fewest Shots on Goal:** (15) vs. New York Islanders, May 8, 1980  
**Most Shots on Goal Against:** (50) by Minnesota, Apr. 20, 1981  
**Fewest Shots on Goal Against:** (14) by Chicago, Apr. 22, 1975  
**Most Buffalo Penalty Minutes:** (57) vs. Philadelphia, Apr. 22, 1978 and vs. Montreal,  
 May 3, 1975  
**Most Opponent Penalty Minutes:** (49) by Philadelphia, Apr. 22, 1978  
**Most Penalty Minutes, Buffalo and Opponent:** (106) Buffalo and Philadelphia,  
 Apr. 22, 1978  
**Fastest Two Buffalo Goals, One Player:** (1:41) Gil Perreault vs. New York Islanders,  
 May 6, 1980  
**Fastest Two Goals Against, One Player:** (:27) Guy La Fleur of Montreal, May 1, 1975  
**Fastest Three Buffalo Goals, One Player:** (30:18) Gil Perreault vs. New York  
 Islanders, May 6, 1980  
**Fastest Three Goals Against, One Player:** (30:04) Yvan Cournoyer of Montreal,  
 Apr. 5, 1973  
**Fastest Two Buffalo Goals:** (:17) Danny Gare, Richard Martin vs. Philadelphia,  
 May 20, 1975  
**Fastest Two Goals Against:** (:16) Peter Mahovlich, Murray Wilson of Montreal,  
 Apr. 8, 1973  
**Fastest Three Buffalo Goals:** (5:25) Jim Lorentz, Richard Martin, Rene Robert vs.  
 Chicago, Apr. 20, 1975  
**Fastest Three Goals Against:** (5:40) Guy LaFleur, Yvon Lambert, Guy Lapointe of  
 Montreal, May 3, 1975  
**Fastest Two Goals, Both Teams:** (:05) Gil Perreault and Jim Hamilton of Pittsburgh,  
 Apr. 14, 1979  
**Fastest Buffalo Goal from Opening Face Off:** (1:06) Gil Perreault vs. Montreal,  
 Apr. 5, 1973



**Fastest Opponent Goal from Opening Face Off:** (:32) Guy Lapointe of Montreal,  
 Apr. 27, 1975  
**Shortest Overtime Game:** (60:22) Minnesota win over Buffalo, Apr. 16, 1981 on goal  
 by Steve Payne  
**Longest Overtime Game:** (81:20) New York Islanders win over Buffalo, May 1, 1980  
 on goal by Bob Nystrom

## SABRES' INDIVIDUAL PLAYOFF RECORDS

### ONE PLAYOFF YEAR

**Most Goals:** (10) Gil Perreault, 1980  
**Most Assists:** (11) Gil Perreault, 1980  
**Most Points:** (21) Gil Perreault, 1980  
**Most Penalty Minutes:** (41) Rick Dudley, 1980  
**Most Power Play Goals:** (5) Richard Martin, 1975  
**Most Short Handed Goals:** (1) Don Luce, 1980, 1975; Craig Ramsay, 1976, 1975  
**Most Minutes Played by a Goaltender:** (760) Gerry Desjardins, 1975  
**Most Shots on Goal:** (66) Gil Perreault, 1975

### ONE FINAL SERIES Vs. Philadelphia, 1975, 6 games

**Most Goals:** (2) Danny Gare, Jerry Korab, Don Luce, Richard Martin  
**Most Assists:** (4) Richard Martin  
**Most Points:** (6) Richard Martin  
**Most Penalty Minutes:** (12) Don Luce  
**Most Power Play Goals:** (1) Jerry Korab, Richard Martin, Gil Perreault  
**Most Short Handed Goals:** (0)  
**Most Minutes Played by a Goaltender:** (260) Gerry Desjardins  
**Most Shots On Goal:** (23) Gil Perreault

### ONE SEMI-FINAL SERIES

**Most Goals:** (6) Gil Perreault vs. New York Islanders, 1980  
**Most Assists:** (4) Peter McNab vs. Montreal, 1975  
**Most Points:** (8) Gil Perreault vs. New York Islanders, 1980  
**Most Penalty Minutes:** (24) Larry Carriere vs. Montreal, 1975  
**Most Power Play Goals:** (2) Derek Smith vs. New York Islanders, 1980  
**Most Short Handed Goals:** (1) Don Luce vs. New York Islanders, 1980; vs. Montreal,  
 1975; Craig Ramsay vs. Montreal, 1975  
**Most Minutes Played by a Goaltender:** (259) Bob Sauve vs. New York Islanders, 1980  
**Most Shots on Goal:** (27) Richard Martin vs. Montreal, 1975

### ONE QUARTER-FINAL SERIES

**Most Goals:** (5) Rene Robert vs. Montreal, 1973, 6 games  
**Most Assists:** (7) Gil Perreault vs. Montreal, 1973, 6 games  
**Most Points:** (10) Gil Perreault vs. Montreal, 1973, 6 games  
**Most Penalty Minutes:** (21) Lee Fogolin vs. Philadelphia, 1978, 5 games  
**Most Power Play Goals:** (3) Richard Martin vs. Chicago, 1975, 5 games  
**Most Short Handed Goals:** (0)  
**Most Minutes Played by a Goaltender:** (374) Gerry Desjardins vs. New York Islanders, 1976, 6 games  
**Most Shots on Goal:** (38) Richard Martin vs. Montreal, 1973, 6 games

### ONE PRELIMINARY ROUND

**Most Goals:** (3) Richard Martin vs. Vancouver, 1980; Jim Lorentz vs. Minnesota, 1977  
**Most Assists:** (5) John Van Boxmeer vs. Vancouver, 1981  
**Most Points:** (5) John Van Boxmeer vs. Vancouver, 1981; Gil Perreault vs. Vancouver, 1980  
**Most Penalty Minutes:** (21) Danny Gare vs. New York Rangers, 1978  
**Most Power Play Goals:** (2) Danny Gare vs. Vancouver, 1981  
**Most Short Handed Goals:** (1) Craig Ramsay vs. St. Louis, 1976  
**Most Minutes Played by a Goaltender:** (189) Gerry Desjardins vs. St. Louis, 1976  
**Most Shots on Goal:** (17) Richard Martin vs. St. Louis, 1976

### ONE GAME ONLY

**Most Goals:** (3) Gil Perreault vs. New York Islanders, May 6, 1980; Jim Lorentz vs. Minnesota, Apr. 7, 1977  
**Most Assists:** (4) Gil Perreault vs. Chicago, Apr. 17, 1980  
**Most Points:** (4) Gil Perreault vs. New York Islanders, May 6, 1980; vs. Chicago, Apr. 17, 1980; Derek Smith vs. New York Islanders, May 6, 1980  
**Most Penalty Minutes:** (21) Danny Gare vs. New York Rangers, 1978  
**Most Power Play Goals:** (1) By several players  
**Most Short Handed Goals:** (1) Don Luce vs. New York Islanders, 1980; Craig Ramsay vs. St. Louis, 1976; Don Luce, Craig Ramsay vs. Montreal, 1975  
**Most Minutes Played by a Goaltender:** (81:20) Bob Sauve vs. New York Islanders, May 1, 1980  
**Most Shots on Goal:** (11) Tony McKegney vs. Minnesota, 1981; Danny Gare vs. St. Louis, 1976



### SABRES' PLAYOFF HISTORY

Buffalo vs.	GP	W	L	GF	GA
Chicago	9	8	1	36	17
Minnesota	7	3	4	28	26
Montreal	12	6	6	37	50
NY Islanders	16	4	12	45	59
NY Rangers	3	2	1	11	6
Philadelphia	11	3	8	23	35
Pittsburgh	3	1	2	9	9
St. Louis	3	2	1	7	8
Vancouver	7	6	1	28	14
<b>TOTALS</b>	<b>71</b>	<b>35</b>	<b>36</b>	<b>224</b>	<b>224</b>

### SERIES SUMMARIES

**FINALS:** 0-1 (lost to Philadelphia, 4 games to 2, 1975)

**SEMI-FINALS:** 1-1 (defeated Montreal, 4 games to 2, 1975; lost to NY Islanders, 4 games to 2, 1980)

**QUARTER-FINALS:** 2-5 (lost to Montreal, 4 games to 2, 1973; defeated Chicago, 4 games to 1, 1975; lost to NY Islanders, 4 games to 2, 1976; lost to NY Islanders, 4 games to 0, 1977; lost to Philadelphia, 4 games to 1, 1978; defeated Chicago, 4 games to 0, 1980; lost to Minnesota, 4 games to 1, 1981)

**PRELIMINARY ROUND:** 5-1 (defeated St. Louis, 2 games to 1, 1976; defeated Minnesota, 2 games to 0, 1977; defeated NY Rangers, 2 games to 1, 1978; lost to Pittsburgh, 2 games to 1, 1979; defeated Vancouver, 3 games to 1, 1980; defeated Vancouver, 3 games to 0, 1981)

### SABRES' PLAYOFF SCORING — 1981

Player	GP	G	A	PTS	PIM	PP	SH	GW
Gil Perreault	8	2	10	12	2	0	0	0
John Van Boxmeer	8	1	8	9	7	0	0	0
Tony McKegney	8	5	3	8	2	1	0	0
Alan Haworth	7	4	4	8	2	3	0	1
Andre Savard	8	4	2	6	17	1	0	0
Craig Ramsay	8	2	4	6	4	0	0	1
Derek Smith	8	1	4	5	2	1	0	0
Richie Dunn	8	0	5	5	6	0	0	0
Lindy Ruff	6	3	1	4	23	1	0	1
Ric Seiling	8	2	2	4	2	0	0	0
Danny Gare	3	3	0	3	8	2	0	1
Mike Ramsey	8	0	3	3	20	0	0	0
Jean Francois Sauve	5	2	0	2	0	1	0	0
Bill Hajt	8	0	2	2	17	0	0	0
Bob Hess	1	1	0	1	0	0	0	0
Mike Moller	3	0	1	1	0	0	0	0
Rob McClanahan	5	0	1	1	13	0	0	0
Gilles Hamel	5	0	1	1	4	0	0	0
Steve Patrick	5	0	1	1	6	0	0	0
Jim Schoenfeld	8	0	0	0	14	0	0	0
Larry Playfair	8	0	0	0	26	0	0	0
Don Edwards	8	0	0	0	0	0	0	0

Goaltenders	GPI	MINS	GA	EN	SO	AVG	W	L
Don Edwards	8	503	28	2	0	3.34	4	4

## BUFFALO SABRES ALL-TIME PLAYOFF SCORING

	GP	G	A	PTS	PIM
Gil Perreault	71	30	51	81	32
Richard Martin	62	24	29	53	74
Danny Gare	57	23	21	44	147
Rene Robert	47	22	16	38	71
Craig Ramsay	67	13	25	38	23
Don Luce	62	17	19	36	46
Derek Smith	30	9	14	23	13
Jerry Korab	42	7	14	21	62
Jocelyn Guevremont	40	4	17	21	18
Jim Lorentz	35	11	9	20	22
John Van Boxmeer	22	4	13	17	19
Tony McKegney	24	8	8	16	4
Ric Seiling	33	7	9	16	17
Jim Schoenfeld	70	3	13	16	147
Richie Dunn	23	2	13	15	16
Bill Hajt	62	1	13	14	60
Andre Savard	31	5	6	11	27
Rick Dudley	25	7	2	9	69
Alan Haworth	7	4	4	8	2
Peter McNab	25	2	6	8	4
Fred Stanfield	31	2	5	7	0
Lindy Ruff	14	4	2	6	42
Mike Ramsey	21	1	5	6	32
Lee Fogolin	30	0	6	6	58
Gary McAdam	15	3	2	5	7
Brian Spencer	30	1	4	5	12
Terry Martin	11	2	2	4	10
Jacques Richard	12	2	1	3	7
Bob Mongrain	9	1	2	3	2
Bill Stewart	9	0	3	3	0
Larry Carriere	23	0	3	3	40
Jean Francois Sauve	5	2	0	2	0
Dave Schultz	3	0	2	2	4
Rob McClanahan	15	0	2	2	17
Larry Playfair	22	0	2	2	55
Bob Hess	1	1	0	1	0
Mike Boland	3	1	0	1	2
Larry Mickey	6	1	0	1	5
Mike Moller	3	0	1	1	0
Gilles Hamel	5	0	1	1	4
Steve Patrick	5	0	1	1	6
Norm Gratton	6	0	1	1	2
Tim Horton	6	0	1	1	4
Gerry Meehan	6	0	1	1	0
Ken Breitenbach	8	0	1	1	4
Roger Crozier	9	0	1	1	2
Al Smith	1	0	0	0	0
Michel Deziel	1	0	0	0	0
Dave Dryden	2	0	0	0	0
Joe Kowal	2	0	0	0	0
Ron Schock	2	0	0	0	0
Alex Tidey	2	0	0	0	0
Paul McIntosh	2	0	0	0	7
Hugh Harris	3	0	0	0	0
Larry Hillman	6	0	0	0	8
Tracy Pratt	6	0	0	0	6
Mike Robitaille	6	0	0	0	0
Paul Terbenche	6	0	0	0	0
Bob Sauve	11	0	0	0	2
Gerry Desjardins	25	0	0	0	4
Don Edwards	27	0	0	0	7

## BUFFALO SABRES ALL-TIME PLAYOFF GOALTENDING

	GPI	MINS	GA	EN	SO	AVG	W	L
Bob Sauve	11	682	26	1	2	2.28	7	4
Roger Crozier	9	541	25	1	0	2.77	5	4
Don Edwards	27	1645	82	3	1	2.99	12	15
Gerry Desjardins	25	1382	75	1	0	3.25	11	11
Al Smith	1	17	1	0	0	3.53	0	0
Dave Dryden	2	120	9	0	0	4.50	0	2



## SABRES' OVERTIME HISTORY

- April 10, 1973** — Buffalo 3 at Montreal 2 on goal by Rene Robert at 9:18 of overtime. Sabres lost quarter-final series 4 games to 2.
- April 17, 1975** — Chicago 5 Buffalo 4 on goal by Stan Mikita at 2:31 of overtime. Sabres won quarter-final series 4 games to 1.
- April 27, 1975** — Buffalo 6 Montreal 5 on goal by Danny Gare at 4:42 of overtime. Sabres won semi-final series 4 games to 2.
- May 6, 1975** — Buffalo 5 Montreal 4 on goal by Rene Robert at 5:56 of overtime.
- May 20, 1975** — Buffalo 5 Philadelphia 4 on goal by Rene Robert at 18:29 of overtime. Sabres lost final series 4 games to 2.
- April 8, 1976** — Buffalo 3 St. Louis 2 on goal by Danny Gare at 11:43 of overtime. Sabres won preliminary series 2 games to 1.
- April 9, 1976** — Buffalo 2 St. Louis 1 on goal by Don Luce at 14:27 of overtime.
- April 13, 1976** — Buffalo 3 New York Islanders 2 on goal by Danny Gare at 14:04 of overtime. Sabres lost quarter-final series 4 games to 2.
- April 13, 1978** — New York Rangers 4 Buffalo 3 on goal by Don Murdoch at 1:37 of overtime. Sabres won preliminary series 2 games to 1.
- April 14, 1979** — Pittsburgh 4 at Buffalo 3 on goal by George Ferguson at :47 of overtime. Pittsburgh won preliminary series 2 games to 1.
- May 1, 1980** — New York Islanders 2 at Buffalo 1 on goal by Bob Nystrom at 21:20 of overtime. New York won semi-final series 4 games to 2.
- April 8, 1981** — Buffalo 3 Vancouver 2 on goal by Alan Haworth at 5:00 of overtime. Sabres won preliminary series 3 games to 0.
- April 16, 1981** — Minnesota 4 at Buffalo 3 on goal by Steve Payne at :22 of overtime. Minnesota won quarter-final round 4 games to 1.
- April 20, 1981** — Buffalo 5 at Minnesota 4 on goal by Craig Ramsay at 16:32 of overtime.

Sabres are 9 - 5 in overtime (7 - 3 at home and 2 - 2 on road).

Only once (April 14, 1979) has an overtime goal ended a playoff round in which the Sabres were involved.

# Buffalo Sabres' 1981-82 Roster

Player	Hgt.	Wgt.	Place of Birth	Date	1980-81 Club	1980-81 Record		
						G	A	Pts.
<b>FORWARDS</b>								
CARTER, Ron	6-01	205	Montreal, Que.	3-14-58	Rochester-Erie	54	40	94
CUNNEYWORTH, Randy	6-00	177	Etobicoke, Ont.	5-10-61	Ottawa-Rochester	54	75	129
GALLANT, Bernard	5-11	176	Montreal, Que.	2-13-60	Rochester	8	18	26
GARE, Danny	5-09	175	Nelson, B.C.	5-14-54	Buffalo	46	39	85
GORMAN, Dave	5-10	185	Oshawa, Ont.	4-8-55	Nova Scotia	43	47	90
HAMEL, Gilles	6-00	183	Asbestos, Que.	3-18-60	Buffalo-Rochester	18	16	34
HAWORTH, Alan	5-10	188	Drummondville, Que.	9-1-60	Buffalo-Rochester	30	38	68
HORACHEK, Peter	6-01	195	Stoney Creek, Ont.	1-26-60	Rochester	20	26	46
McCLANAHAN, Rob	5-10	180	St. Paul, Minn.	1-9-58	Buffalo-Rochester	12	25	37
McKEGNEY, Tony	6-01	198	Montreal, Que.	2-15-58	Buffalo	37	32	69
McKENNA, Sean	6-00	186	Asbestos, Que.	3-7-62	Sherbrooke	57	47	104
MOLLER, Mike	6-00	189	Calgary, Alta.	6-16-62	Buffalo-Lethbridge	41	71	112
MONGRAIN, Bob	5-10	176	La Sarre, Que.	8-31-59	Buffalo-Rochester	21	29	50
PATRICK, Steve	6-04	206	Winnipeg, Man.	2-4-61	Buffalo-Brandon	30	37	67
PERREAULT, Gil	6-00	202	Victoriaville, Que.	11-13-50	Buffalo	20	39	59
RAMSAY, Craig	5-10	176	Weston, Ont.	3-17-51	Buffalo	24	35	59
ROBERTSON, Geordie	6-00	163	Victoria, B.C.	8-1-59	Rochester	3	3	6
SAUVE, Jean Francois	5-06	175	Ste. Genevieve, Que.	1-23-60	Buffalo-Rochester	34	63	97
SAVARD, Andre	6-01	185	Temiscamingue, Que.	2-9-53	Buffalo	31	43	74
SEILING, Ric	6-01	178	Elmira, Ont.	12-15-57	Buffalo	30	27	57
SMITH, Derek	5-11	177	Quebec City, Que.	7-31-54	Buffalo	21	43	64

## BUFFALO SABRES' 1981 PRESEASON ROSTER

No.	Player	Pos.	1980-81 NHL Record			
			G	A	PTS	
3	Richie Dunn	D	7	42	49	
4	John Van Boxmeer	D	18	51	69	
5	Mike Ramsey	D	3	14	17	
6	Jim Schoenfeld	D	8	25	33	
8	Tony McKeown	LW	37	32	69	
10	Craig Ramsay	LW	24	35	59	
12	Andre Savard	C	31	43	74	
14	Alan Haworth	RW	16	20	36	
15	Rob McClanahan	C/LW/RW	3	12	15	
16	Ric Seiling	RW	30	27	57	
17	Gilles Hamel	LW	10	9	19	
18	Danny Gare	RW	46	39	85	
19	Derek Smith	C	21	43	64	
22	Lindy Ruff	D/LW	8	18	26	
24	Bill Hajt	D	2	19	21	
26	Steve Patrick	RW	1	7	8	
27	Larry Playfair	D	3	9	12	
	Jean Francois Sauve	C	5	9	14	
	Mike Moller	RW	2	2	4	
	Randy Cunneynworth	C	0	0	0	
	Bob Hess	D/LW				
			<b>MINS</b>	<b>GA</b>	<b>SO</b>	<b>AVG</b>
1	Don Edwards	G	2700	133	3	2.96
28	Bob Sauve	G	2100	111	2	3.17
	Jacques Cloutier	G				

Director of Hockey Operations, General Manager & Coach: Scott Bowman  
 Associate Coach: Jim Roberts  
 Assistant Coach: Nick Polano  
 Trainer: Frank Christie  
 Assistant Trainer: Rip Simonick

# BUFFALO SABRES VS. MONTREAL CANADIENS

Friday, September 18, 1981

No.	Player	Pos.	1980-81 NHL Record			
			G	A	PTS	
2	Gaston Gingras	D	5	16	21	
3	Brian Engblom	D	3	25	28	
5	Guy Lapointe	D	1	9	10	
6	Pierre Mondou	C	17	24	41	
8	Doug Risebrough	C	13	21	34	
10	Guy LaFleur	RW	27	43	70	
11	Yvon Lambert	LW	22	32	54	
12	Keith Acton	C	15	24	39	
14	Mario Tremblay	RW	25	38	63	
15	Rejean Houle	C/RW	27	31	58	
17	Rod Langway	D	11	34	45	
19	Larry Robinson	D	12	38	50	
21	Doug Jarvis	C	16	22	38	
22	Steve Shutt	LW	35	38	73	
23	Bob Gainey	LW	23	24	47	
24	Robert Picard	D	8	21	29	
25	Doug Wickenheiser	C	7	8	15	
28	Pierre Larouche	C	25	28	53	
30	Chris Nilan	RW	7	8	15	
31	Mark Napier	LW	35	36	71	
	Gilbert Delorme	D				
	Craig Levie	D				
	Francois James	D				
	Ric Nattress	D				
	John Chabot	C				
	Bill Kitchen	D				
	Edward Small	D				
	Guy Carbonneau	C	0	1	1	
	Dan Daoust	C				
	Dave Orleski	LW	0	0	0	
	Yvan Joly	LW	0	0	0	
	Craig Laughlin	RW				
	Mark Hunter	RW				
	Dave Allison	RW				
			<b>MINS</b>	<b>GA</b>	<b>SO</b>	<b>AVG</b>
32	Denis Herron	G	1147	67	1	3.50
33	Richard Sevigny	G	1777	71	2	2.40
	Rick Wamsley	G	253	8	1	1.90

**Coach:** Bob Berry  
**Executive Vice-President and Managing Director:** Irving Grundman  
**Trainers:** Eddy Palchak and Gaetan Lefebvre

# BUFFALO SABRES VS. EDMONTON OILERS

Monday, September 21, 1981

No.	Player	Pos.	1980-81 NHL Record			
			G	A	PTS	
2	Lee Fogolin	D	13	17	30	
4	Kevin Lowe	D	10	24	34	
5	Doug Hicks	D	5	16	21	
6	Garry Lariviere	D	3	15	18	
7	Paul Coffey	D	9	23	32	
8	Risto Siltanen	D	17	36	53	
9	Glenn Anderson	RW	30	23	53	
10	Matti Hagman	C	20	33	53	
11	Mark Messier	LW	23	40	63	
12	Dave Hunter	LW	12	16	28	
15	Curt Brackenbury	RW	2	7	9	
16	Pat Hughes	RW/C	10	9	19	
17	Jari Kurri	RW	32	43	75	
18	Brett Callighen	LW	25	35	60	
19	Ken Berry	LW/C				
20	Dave Lumley	RW	7	9	16	
21	Stan Weir	C	12	20	32	
22	Charlie Huddy	D	2	5	7	
23	Tom Roulston	C	1	1	2	
24	Peter Driscoll	LW	2	3	5	
27	Dave Semenko	LW	11	8	19	
29	Brad Knelson	D				
36	Ray Markham	C				
47	Don Jackson	D				
54	John Blum	D				
77	Garry Unger	C	10	10	20	
99	Wayne Gretzky	C	55	109	164	
			<b>MINS</b>	<b>GA</b>	<b>SO</b>	<b>AVG</b>
	Gary Edwards	G	729	44	0	3.62
	Ron Low	G	1260	93	0	4.43
	Eddie Mio	G	2393	155	0	3.89
	Andy Moog	G	313	20	0	3.83
	Grant Fuhr	G				
	Gord Garbutt	G				

**General Manager & Coach:** Glen Sather  
**Assistant General Manager:** Bruce MacGregor  
**Assistant Coaches:** Billy Harris and Ted Green  
**Trainer:** Kelly Pruden  
**Assistant Trainer:** Lyle Kulchisky  
**Athletic Therapist:** Peter Millar





## INDIVIDUAL SCORING VS. EACH TEAM

	Dunn		Van Boxmeer		Ramsey		Schoenfeld		Martin	
	G	A	G	A	G	A	G	A	G	A
Boston	1	4	1	2	0	0	0	0	0	0
Calgary	0	2	1	2	1	1	1	3	0	0
Chicago	1	1	0	4	0	0	0	2	0	1
Colorado	0	3	0	2	0	0	1	1	0	1
Detroit	0	3	2	1	0	1	0	3	1	0
Edmonton	1	2	1	4	0	0	0	0	2	1
Hartford	1	1	0	2	0	1	0	1	0	0
Los Angeles	0	2	2	2	0	0	0	0	0	0
Minnesota	0	2	0	2	0	0	0	0	0	0
Montreal	0	3	1	1	1	0	0	0	0	1
NY Islanders	0	0	4	3	0	0	0	0	0	3
NY Rangers	0	2	0	1	0	1	0	2	1	1
Philadelphia	1	2	1	3	0	1	0	1	0	0
Pittsburgh	0	4	1	3	0	1	1	2	1	1
Quebec	0	2	0	1	0	2	0	3	1	1
St. Louis	0	2	0	4	0	0	1	1	0	0
Toronto	1	2	1	7	0	0	0	1	0	1
Vancouver	1	2	0	1	0	2	0	1	1	1
Washington	0	2	1	3	0	3	1	1	0	1
Winnipeg	0	1	2	3	1	1	3	1	0	0
<b>TOTALS</b>	<b>7</b>	<b>42</b>	<b>18</b>	<b>51</b>	<b>3</b>	<b>14</b>	<b>8</b>	<b>25</b>	<b>7</b>	<b>14</b>

**TOTALS**

Boston	2	2	0	0	1	0	1	0	0	1
Calgary	1	1	0	1	0	1	2	0	0	5
Chicago	0	3	0	0	1	0	2	0	1	2
Colorado	2	1	0	3	0	0	0	3	2	2
Detroit	3	1	0	1	2	0	0	3	1	1
Edmonton	2	0	0	2	0	0	1	3	1	1
Hartford	2	3	0	0	0	1	2	1	0	0
Los Angeles	0	3	0	0	0	0	2	3	2	5
Minnesota	0	0	1	0	0	0	1	2	0	0
Montreal	3	2	1	0	1	3	0	2	0	2
NY Islanders	1	1	0	0	0	0	2	1	0	2
NY Rangers	2	1	0	0	0	1	0	3	1	2
Philadelphia	1	1	0	0	0	0	1	3	0	0
Pittsburgh	4	0	3	0	0	2	0	2	1	5
Quebec	2	2	1	2	0	0	3	1	4	4
St. Louis	4	0	1	1	0	0	1	2	1	1
Toronto	3	5	1	0	0	0	2	2	3	3
Vancouver	1	1	0	0	0	0	1	0	2	2
Washington	3	2	0	1	0	0	2	2	1	0
Winnipeg	1	3	2	2	0	1	1	2	0	1

**TOTALS**

	McKegney		Dudley		J. F. Sauve		Ramsay		Perreault	
	G	A	G	A	G	A	G	A	G	A
Boston	2	2	0	0	1	0	1	0	0	1
Calgary	1	1	0	1	0	1	2	0	0	5
Chicago	0	3	0	0	1	0	2	0	1	2
Colorado	2	1	0	3	0	0	0	3	2	2
Detroit	3	1	0	1	2	0	0	3	1	1
Edmonton	2	0	0	2	0	0	1	3	1	1
Hartford	2	3	0	0	0	1	2	1	0	0
Los Angeles	0	3	0	0	0	0	2	3	2	5
Minnesota	0	0	1	0	0	0	1	2	0	0
Montreal	3	2	1	0	1	3	0	2	0	2
NY Islanders	1	1	0	0	0	0	2	1	0	2
NY Rangers	2	1	0	0	0	1	0	3	1	2
Philadelphia	1	1	0	0	0	0	1	3	0	0
Pittsburgh	4	0	3	0	0	2	0	2	1	5
Quebec	2	2	1	2	0	0	3	1	4	4
St. Louis	4	0	1	1	0	0	1	2	1	1
Toronto	3	5	1	0	0	0	2	2	3	3
Vancouver	1	1	0	0	0	0	1	0	2	2
Washington	3	2	0	1	0	0	2	2	1	0
Winnipeg	1	3	2	2	0	1	1	2	0	1
<b>TOTALS</b>	<b>37</b>	<b>32</b>	<b>10</b>	<b>13</b>	<b>5</b>	<b>9</b>	<b>24</b>	<b>35</b>	<b>20</b>	<b>39</b>

	Savard		Haworth		McClanahan		Seiling		Hamel	
	G	A	G	A	G	A	G	A	G	A
Boston	0	2	0	1	1	0	0	0	0	1
Calgary	0	1	0	1	0	0	0	2	3	0
Chicago	2	1	3	0	0	1	0	1	0	1
Colorado	3	1	1	1	0	2	1	1	2	0
Detroit	5	1	0	0	0	0	0	3	0	0
Edmonton	1	2	0	2	0	0	0	1	0	0
Hartford	5	1	0	1	0	0	1	2	0	1
Los Angeles	0	0	0	0	0	0	3	2	0	1
Minnesota	0	1	1	0	0	0	1	0	0	0
Montreal	2	0	0	1	0	0	3	0	0	1
NY Islanders	1	5	1	0	0	0	0	3	1	0
NY Rangers	2	3	3	1	0	1	3	1	1	1
Philadelphia	2	2	3	2	1	1	3	1	0	0
Pittsburgh	2	3	1	1	0	0	4	0	1	1
Quebec	1	2	0	3	0	0	3	2	0	1
St. Louis	2	4	1	1	1	2	0	3	0	0
Toronto	3	4	0	1	0	1	3	3	1	0
Vancouver	0	2	0	1	0	0	0	1	1	1
Washington	0	5	1	0	0	2	3	1	0	0
Winnipeg	0	3	1	3	0	2	2	0	0	0
<b>TOTALS</b>	<b>31</b>	<b>43</b>	<b>16</b>	<b>20</b>	<b>3</b>	<b>12</b>	<b>30</b>	<b>27</b>	<b>10</b>	<b>9</b>

**TOTALS**


	Gare		Smith		Luce		Ruff		Hajt	
	G	A	G	A	G	A	G	A	G	A
Boston	2	4	1	1	2	1	0	0	0	0
Calgary	2	1	3	3	1	1	1	1	0	1
Chicago	0	0	2	1	1	2	0	2	0	0
Colorado	2	5	0	1	1	0	2	2	1	1
Detroit	4	4	0	6	1	0	1	0	0	0
Edmonton	0	1	0	1	1	0	0	0	0	2
Hartford	3	4	1	2	0	1	1	1	0	1
Los Angeles	2	0	4	1	1	1	0	1	0	1
Minnesota	0	0	1	0	2	1	0	0	0	1
Montreal	1	1	0	2	1	1	0	1	0	2
NY Islanders	2	1	0	3	0	0	2	1	0	0
NY Rangers	1	1	0	1	0	0	0	1	0	1
Philadelphia	4	2	1	5	0	1	0	1	0	2
Pittsburgh	1	3	1	3	0	0	0	2	0	2
Quebec	1	2	4	3	1	0	0	1	1	0
St. Louis	2	3	0	1	0	0	0	1	0	1
Toronto	6	4	2	1	0	1	1	1	0	2
Vancouver	3	1	0	1	0	0	0	0	0	0
Washington	5	0	0	3	2	2	0	1	0	1
Winnipeg	5	2	1	4	1	1	0	1	0	1
<b>TOTALS</b>	<b>46</b>	<b>39</b>	<b>21</b>	<b>43</b>	<b>15</b>	<b>13</b>	<b>8</b>	<b>18</b>	<b>2</b>	<b>19</b>

	Patrick		Playfair	
	G	A	G	A
Boston	0	1	0	0
Calgary	0	1	1	0
Chicago	0	0	1	0
Colorado	0	0	0	0
Detroit	0	0	0	2
Edmonton	0	0	1	0
Hartford	0	1	0	0
Los Angeles	0	0	0	1
Minnesota	0	0	0	0
Montreal	0	0	0	0
NY Islanders	0	0	0	0
NY Rangers	0	0	0	0
Philadelphia	0	1	0	0
Pittsburgh	0	0	0	0
Quebec	0	1	0	1
St. Louis	1	1	0	0
Toronto	0	0	0	3
Vancouver	0	0	0	0
Washington	0	0	0	1
Winnipeg	0	1	0	1
<b>TOTALS</b>	<b>1</b>	<b>7</b>	<b>3</b>	<b>9</b>



# The Players





# Richie Dunn

## Defense


Born: Boston, Massachusetts  
 May 12, 1957  
 Height: 6'0" Weight: 192  
 Shoots: Left  
 Last Amateur Club:  
 Windsor Spitfires (Jrs.)


If development can best be measured in terms of ice time, Richie Dunn has progressed in leaps and bounds. Signed as a free agent in 1977, Richie split his first two professional seasons between Buffalo and Hershey before finally earning a regular position with the Sabres during the 1979-80 season. Last year, the 24-year-old Boston native not only took a regular shift on defense, but he also spent a considerable amount of time on the Sabres' power play unit as well as helping to kill penalties. Richie upped his scoring total six points over his 1979-80 output and despite getting more playing time, he spent just 34 minutes in the penalty box — the fewest among Sabres' defensemen. The Boston, Mass. native scored at least one point against every team in the league with the exception of the New York Islanders. Richie and his wife Cathy make their home in Getzville.

*Signed as a free agent in 1977... enjoyed the best season of his NHL career in 1980-81 with 7 goals and 42 assists. ... had two points in nine games in 1980-81. ... has missed just one game in his last two seasons.*

### PROFESSIONAL RECORD

Season	Club	League	GP	G	A	PTS	PIM
1977-78	Buffalo	NHL	25	0	3	3	16
	Hershey	AHL	54	7	22	29	17
1978-79	Buffalo	NHL	24	0	3	3	14
	Hershey	AHL	34	5	18	23	10
1979-80	Buffalo	NHL	80	7	31	38	59
1980-81	Buffalo	NHL	79	7	42	49	34
	NHL Totals		208	14	79	93	123





## Don Edwards

### Goaltender

Born: Hamilton, Ontario  
 September 28, 1955  
 Height: 5'9" Weight: 165  
 Shoots: Left  
 Last Amateur Club:  
 Kitchener Rangers (Jrs.)


When the goaltending rotation system was shelved by the Sabres in mid-season during the 1980-81 campaign, it was Donnie who benefitted as he went on to post the third best goals against average in the NHL (the second straight year he has had the third best average). In the playoffs, Edwards appeared in all eight of the Sabres' games. When the Sabres were in Minnesota during the quarter-final round, Edwards was brilliant as he faced 99 shots in the two games there. A sixth round draft choice in 1975, Edwards has now put together four consecutive 20-win seasons and he has won 130 games over his five seasons with the Sabres. The Hamilton, Ontario native also tied Chico Resch for the league lead with three shutouts, including back-to-back whitewashes against Philadelphia and Winnipeg. An excellent golfer, Edwards spends much of his summer participating in various tournaments. Don and his wife Tannis, and their one child, reside in suburban Amherst.

*Sabres' sixth round pick in 1975 . . . shared Vezina Trophy along with Bob Sauve in 1979-80 . . . NHL's second team all-star goaltender in 1979-80 and 1977-78 . . . has appeared in one all-star game (1980) . . . won the Silver Stick award in 1977-78 . . . won the Star of Stars award in 1977-78 . . . won the Frank Eddolls Memorial Award in 1977-78 . . . won the Wayne Larkin Memorial Award in 1977-78 . . . won the Fred T. Hunt Memorial Trophy in 1977-78 . . . has 14 career shutouts, including 3 in 1980-81 . . . posted back-to-back shutouts in 1980-81 (2/1/81 vs. Winnipeg and 2/5/81 vs. Philadelphia) . . . member of 1981 Team Canada.*

### PROFESSIONAL RECORD

Season	Club	League	GPI	MINS	GA	SO	AVG
1975-76	Hershey	AHL	39	2253	128	3	3.41
1976-77	Buffalo	NHL	25	1480	62	2	2.51
	Hershey	AHL	47	2797	136	5	2.91
1977-78	Buffalo	NHL	72	4209	185	5	2.64
	Buffalo	NHL	54	3160	159	2	3.02
1978-79	Buffalo	NHL	49	2920	125	2	2.57
1979-80	Buffalo	NHL	45	2700	133	3	2.96
1980-81	Buffalo	NHL	45	2700	133	3	2.96
	NHL Totals		245	14469	664	14	2.75





## Danny Gare

### Right Wing


Born: Nelson, British Columbia  
 May 14, 1954  
 Height: 5'9" Weight: 175  
 Shoots: Right  
 Last Amateur Club:  
 Calgary Centennials (Jrs.)


In the 1980 playoffs, the Sabres captain was hindered by a severely bruised ankle — yet he continued to play. It was different in the 1981 playoffs, though, as Gare suffered a bruised shoulder in the late stages of the Sabres' third preliminary round win over Vancouver. The injury was so severe that Gare was forced to watch the Sabres' quarterfinal round loss from the stands. While one player does not make a team, there is little doubt that the addition of the 27-year-old right wing could have indeed made a difference in the series. After all, the Nelson, B.C. native led the Sabres in goals (46), points (85), power play goals (15) and game winning goals (7). He was the first player to lead the Sabres in scoring other than a member of the French Connection. A second round pick in 1974, Gare is the Sabres' all-time leader in overtime goals (along with Rene Robert) with three. Still one of Buffalo's most eligible bachelors, Danny resides in suburban Williamsville.

*Sabres' second pick in 1974 ... scored his first NHL goal on his first NHL shift vs. Boston (10/10/74) ... tied for league goal-scoring title in 1979-80 with 56 goals (most in Buffalo history) ... also had 50 goals in 1975-76 ... selected to NHL's second all-star team in 1979-80 ... has appeared in last two all-star games ... won the Silver Stick Award in 1975-76 ... won the Star of Stars Award in 1980-81 ... won the Frank Eddolls Memorial Award in 1975-76 and 1980-81 ... won the Wayne Larkin Memorial Award in 1975-76, 1979-80, 1980-81 ... has been the Sabres' captain since beginning of 1977-78 season ... has 10 career hat tricks, including 2 in 1980-81 (10/22/80 vs. Winnipeg and 3/8/81 vs. Philadelphia) ... member of 1981 Team Canada.*

### PROFESSIONAL RECORD

Season	Club	League	GP	G	A	PTS	PIM
1974-75	Buffalo	NHL	78	31	31	62	75
1975-76	Buffalo	NHL	79	50	23	73	129
1976-77	Buffalo	NHL	35	11	15	26	73
1977-78	Buffalo	NHL	69	39	38	77	95
1978-79	Buffalo	NHL	71	27	40	67	90
1979-80	Buffalo	NHL	76	56	33	89	90
1979-80	Buffalo	NHL	73	46	39	85	109
1980-81	Buffalo	NHL	481	260	219	479	661
	NHL Totals						





## Bill Hajt

### Defense


Born: Radisson, Saskatchewan  
 November 18, 1951  
 Height: 6'3" Weight: 204  
 Shoots: Left  
 Last Amateur Club:  
 Saskatoon Blades (Jrs.)


Finally, after several seasons of solid but unspectacular play, Bill was rewarded as Scott Bowman added him to the Price of Wales Conference All-Star team last year. Unfortunately, as fate would have it, Bill decided against participating because he was physically worn out and needed the time off to prepare for the remainder of the regular season. A defensive defenseman, Bill has never scored more than six goals in a season. The true value of a Bill Hajt doesn't show up on the score sheet, and that's just the way Bill would have it — the Sabres' opponents on the low end of the score. In addition to taking a regular shift with partner Richie Dunn, Bill could be found killing most of the Sabres' penalties as the Sabres led the league in penalty killing efficiency. He and his wife Jean have three children and reside in suburban Amherst.

*Sabres' third pick in 1971 . . . selected to play in the 1980-81 all-star game . . . won the Silver Stick award in 1979-80 . . . won the Tim Horton Memorial award in 1974-75 and 1979-80 . . . one of seven players to have played 500 games in a Sabres' uniform.*

### PROFESSIONAL RECORD

Season	Club	League	GP	G	A	PTS	PIM
1972-73	Cincinnati	AHL	69	4	31	35	40
1973-74	Buffalo	NHL	6	0	2	2	0
	Cincinnati	AHL	66	5	30	35	66
	Cincinnati	AHL	76	3	26	29	68
1974-75	Buffalo	NHL	80	6	21	27	48
1975-76	Buffalo	NHL	79	6	20	26	56
1976-77	Buffalo	NHL	76	4	18	22	30
1977-78	Buffalo	NHL	40	3	8	11	20
1978-79	Buffalo	NHL	75	4	12	16	24
1979-80	Buffalo	NHL	68	2	19	21	42
1980-81	Buffalo	NHL	500	28	126	154	288
	NHL Totals						





# Gilles Hamel

## Left Wing


Born: Asbestos, Quebec  
 March 18, 1960  
 Height: 6' Weight: 183  
 Shoots: Left  
 Last Amateur Club:  
 Chicoutimi (Jrs.)


Natural goal-scorers are hard to come by in the NHL, but in Gilles Hamel, the Sabres have come up with a left winger who doesn't need a map to show him where the goal is. Picked as an underage draft pick in 1979, Gilles went on to score 86 goals in his final junior season. The Asbestos, Quebec native started the season in Rochester where he teamed up with Alan Haworth and Jean Francois Sauve to form one of the most potent lines in the AHL. Gilles was recalled by the Sabres in early November and he remained with the Sabres the remainder of the season. A bachelor, Hamel returned to Quebec during the off-season.

*Fifth round draft choice in 1979 . . . scored 86 goals in his final year in Juniors . . . scored his first NHL goal against Calgary 11/27/80 . . . scored two goals vs. Calgary 11/27/80.*

### PROFESSIONAL RECORD

Season	Club	League	GP	G	A	PTS	PIM
1980-81	Buffalo	NHL	51	10	9	19	53
	Rochester	AHL	14	8	7	15	7
	NHL Totals		51	10	9	19	53





# Alan Haworth

**Right Wing**


Born: Drummondville, Quebec  
 September 1, 1960  
 Height: 5'10" Weight: 188  
 Shoots: Right  
 Last Amateur Club:  
 Sherbrooke Beavers (Jrs.)

During the 1980-81 season, several rookies appeared in the Sabres' lineup. However, none stood out more than this former Sherbrooke star. Haworth began the season with the Sabres' top affiliate, the Rochester Americans, and, despite appearing in just 21 games there, he still finished seventh on the club's final season scoring list with 14 goals and 18 assists. A natural center, Haworth was able to make the transition to right wing during his first professional season. Haworth was outstanding during the month of January as he was a prominent figure in seven games that the Sabres either tied or won. Despite appearing in just 49 games, Haworth scored at least one point vs. all but 2 teams (Det, LA).


*Sixth round draft pick in 1979 Entry Draft ... scored first NHL goal vs. Colorado 11/30/80 ... had two 3-point games last year ... scored four points vs. Philadelphia (2 goals, 2 assists) 3/8/81 ... scored two goals on two occasions in 1980-81 ... Booster Club's rookie of the year.*

### PROFESSIONAL RECORD

Season	Club	League	GP	G	A	PTS	PIM
1980-81	Buffalo	NHL	49	16	20	36	34
	Rochester	AHL	21	14	18	32	19
	NHL Totals		49	16	20	36	34







# Rob McClanahan

**Left/Right Wing**

**Born:** St. Paul, Minnesota

**January 9, 1958**

**Height:** 5'10" **Weight:** 180

**Shoots:** Left

**Last Amateur Club:**


**U.S. Olympic Team**


Following a hectic but very-fulfilling 1979-80 Olympic gold medal season, the beginning of the 1980-81 campaign had to be a disappointment to Rob as he started the season in Rochester. Instead of sulking, the 23-year-old worked hard, averaging over a point a game, and was recalled by the Sabres in December. He remained with the Sabres the rest of the season and although his statistics were not overwhelming, Rob did score a couple of key goals, including a game-winner against Boston and a game-tying goal against St. Louis. One of the better skaters in the NHL, McClanahan is a fine penalty killer and puck handler. Rob and his wife Debbie live in Amherst.

*Third round draft pick in 1978... played on gold medal winning U.S. Olympic Team in 1980... scored his first NHL goal vs. Winnipeg 3/12/80... played college hockey for University of Minnesota.*

## PROFESSIONAL RECORD

Season	Club	League	GP	G	A	PTS	PIM
1979-80	Buffalo	NHL	13	2	5	7	0
1980-81	Buffalo	NHL	53	3	12	15	38
	Rochester	AHL	18	9	13	22	10
NHL Totals			66	5	17	22	38





# Tony McKegney

**Left Wing**

Born: Montreal, Quebec  
 February 15, 1958  
 Height: 6'1" Weight: 198  
 Shoots: Left  
 Last Amateur Club:  
 Kingston Canadiens (Jrs.)


Playing on a line with Danny Gare and Derek Smith the past two seasons certainly seemed to agree with this 23-year-old Montreal native. Tony went through an up-and-down rookie season in 1978-79 in which he totaled just 22 points in 52 games. But in the last two seasons, McKegney has netted 60 goals and added 61 assists and he has not missed a regular season game in that period. The Sabres' second pick in the 1978 draft started his career as a center before settling in at his left wing post. A strong skater and a fine stickhandler, Tony is a threat to score from anywhere inside the opposition's blue line. During the 1980-81 season, McKegney registered at least one point against every club but Minnesota and he managed to score a goal against every team in the league with the exception of three (Chicago, Los Angeles and Minnesota). A bachelor, Tony lives in Williamsville.

*Sabres' second pick in 1978 . . . has increased his goal production from eight in 1978-79 to 37 in 1980-81 . . . has not scored a hat trick in his career . . . had six two-goal games in 1980-81 . . . has not missed a game in his last two seasons.*

### PROFESSIONAL RECORD

Season	Club	League	GP	G	A	PTS	PIM
1978-79	Buffalo	NHL	52	8	14	22	10
	Hershey	AHL	24	21	18	39	4
1979-80	Buffalo	NHL	80	23	29	52	24
	Buffalo	NHL	80	37	32	69	24
1980-81	Buffalo	NHL	212	68	75	143	58
NHL Totals							





# Gil Perreault

**Center**


**Born:** Victoriaville, Quebec  
**November 13, 1950**  
**Height:** 6' **Weight:** 202  
**Shoots:** Left  
**Last Amateur Club:**  
 Montreal Canadiens (Jrs.)


For just the third time in his 11-year NHL career, Gil failed to play in at least 70 regular season games as he was sidelined with broken ribs last January 24 in Washington which caused him to miss 22 games. But for the tenth time in his NHL career, the 30-year-old center from Victoriaville, Quebec scored 20 or more goals. Despite missing 24 games, the Sabres' first pick in club history still managed to register at least one point against every team in the league except Minnesota and Philadelphia. Perreault has sparkled in the last two playoff years, picking up 33 points in the Sabres' 22 playoff games. The former Montreal Jr. Canadiens' star ranks among the NHL's top 25 in career goals, assists and points. After 11 seasons, Perreault, hailed as the next Jean Beliveau when he entered the NHL, continues to dazzle opponents and bring fans to their feet with his rink-length rushes. Gil, his wife Carmen and their son Marc live in Amherst during the season but return to the Montreal area during the off-season.

*Sabres' first pick in 1970 and their first pick in club history . . . won Calder Trophy (NHL's Rookie-of-the-Year in 1970-71) . . . won Lady Byng Trophy in 1972-73 . . . selected to NHL's second all-star team twice (1975-76 and 1976-77) . . . has appeared in seven all-star games . . . selected to NHL's Challenge Cup Team in 1979 . . . named the Sabres' most valuable player in 1970-71 . . . won the Silver Stick Award in 1974-75 . . . won the Star of Stars Award in 1972-73, 1975-76, 1976-77 and 1979-80 . . . only player to win the Frank Eddolls Award three straight years (1970-73) . . . All-time leading scorer for Buffalo and all-time leader in assists . . . has scored 20 or more goals in 10 of his 11 NHL seasons . . . has 12 career hat tricks, including two in 1980-81 (1/21/81 vs. Quebec and 3/19/81 vs. Toronto) . . . had two 5-point games in 1980-81 (12/20/80 vs. Los Angeles and 1/21/81 vs. Quebec).*

## PROFESSIONAL RECORD

Season	Club	League	GP	G	A	PTS	PIM
1970-71	Buffalo	NHL	78	38	34	72	19
1971-72	Buffalo	NHL	76	26	48	74	24
1972-73	Buffalo	NHL	78	28	60	88	10
1973-74	Buffalo	NHL	55	18	33	51	10
1974-75	Buffalo	NHL	68	39	57	96	36
1975-76	Buffalo	NHL	80	44	69	113	36
1976-77	Buffalo	NHL	80	39	56	95	30
1977-78	Buffalo	NHL	79	41	48	89	20
1978-79	Buffalo	NHL	79	27	58	85	20
1979-80	Buffalo	NHL	80	40	66	106	57
1980-81	Buffalo	NHL	56	20	39	59	56
	NHL Totals		809	360	568	928	318





# Larry Playfair

## Defense


Born: Ft. St. James,  
British Columbia  
June 23, 1958  
Height: 6'4" Weight: 201  
Shoots: Left  
Last Amateur Club:  
Portland Winter Hawks (Jrs.)


Certainly the most imposing figure on the Buffalo Sabres, Larry's style of play reflects his size in that he is most effective in a physical game. Although he played most of the season at defense, the Fort St. James native did take some shifts at left wing when the going got rough and the Sabres needed some muscle up front. Having earned the reputation as the Sabres' enforcer after just three years in the NHL, most opponents avoid Larry. When challenged, however, the 23-year-old seldom needs any help defending himself. Off the ice, Larry is very active in community affairs in the Buffalo area during the season as well as the off-season. Single, Larry has a home on Grand Island.

*Sabres' first round pick in 1978... scored his first NHL goal 11/18/79 vs. Edmonton... has led the Sabres in penalty minutes the last two seasons.*

### PROFESSIONAL RECORD

Season	Club	League	GP	G	A	PTS	PIM
1978-79	Buffalo	NHL	26	0	3	3	60
	Hershey	AHL	45	0	12	12	148
1979-80	Buffalo	NHL	79	2	10	12	145
1980-81	Buffalo	NHL	75	3	9	12	169
	NHL Totals		180	5	22	27	374





# Craig Ramsay

## Left Wing

Born: Weston, Ontario  
 March 17, 1951  
 Height: 5'10" Weight: 176  
 Shoots: Left  
 Last Amateur Club:  
 Peterborough TPT's (Jrs.)


"A model of consistency" is probably the best way to describe this 30-year-old left winger. For 641 consecutive games, Ramsay, a second round draft pick in 1971, has gone up and down his wing as well as anyone else in hockey, without much fanfare. At the end of the season, the former Peterborough star can usually be found near the top of the plus-minus figures. Ramsay has now scored 20 or more goals in eight straight seasons and he scored his 200th NHL goal during the past season. The real value of a Craig Ramsay can best be illustrated late in a game when the Sabres are protecting a one-goal lead. Most often the Sabres' defensemen will send the puck along the left boards as Ramsay is one of the best players in hockey at getting the puck out of his own zone. The Sabres' player representative in the NHL Players Association, Ramsay spends much of his time on the road reading. He and his wife Susan, and their two sons live in suburban Amherst.

*Sabres' second pick in 1971 . . . NHL's current iron man has played in 641 consecutive regular seasons games entering 1981-82 season, second only to Garry Unger's league record of 914 consecutive regular season games played . . . named the Sabres' most improved player in 1973-74 . . . won the Silver Stick Award in 1973-74 . . . won the Frank Eddolls Memorial Award in 1974-75 and 1978-79 . . . won the Wayne Larkin Memorial Award in 1978-79 . . . won the Tim Horton Memorial Award in 1973-74 . . . has appeared in one all-star game (1976) . . . has not missed a regular season game since March 27, 1973 . . . has three hat tricks in his NHL career, his last one coming 10/20/77 vs. Colorado . . . went through an entire season without a single penalty.*

### PROFESSIONAL RECORD

Season	Club	League	GP	G	A	PTS	PIM
1971-72	Cincinnati	AHL	19	5	7	12	4
	Buffalo	NHL	57	6	10	16	0
1972-73	Buffalo	NHL	76	11	17	28	15
	Buffalo	NHL	78	20	26	46	0
1973-74	Buffalo	NHL	80	26	38	64	26
1974-75	Buffalo	NHL	80	22	49	71	34
1975-76	Buffalo	NHL	80	20	41	61	20
1976-77	Buffalo	NHL	80	28	43	71	18
1977-78	Buffalo	NHL	80	26	31	57	10
1978-79	Buffalo	NHL	80	21	39	60	18
1979-80	Buffalo	NHL	80	24	35	59	12
1980-81	Buffalo	NHL	80	24	35	59	12
	NHL Totals		771	204	329	533	153





# Mike Ramsey

## Defense

Born: Minneapolis, Minnesota  
 December 3, 1960  
 Height: 6'3" Weight: 190  
 Shoots: Left  
 Last Amateur Club:  
 U.S. Olympic Team


The Sabres' first pick in the 1979 Entry Draft is not the typical defenseman drafted in the first round. Most defensemen taken in that round are big scorers, such as Denis Potvin and Ray Bourque. But in Mike Ramsey, General Manager Scott Bowman took a defenseman who is more concerned with stopping the opposition. Of the Sabres, only Jim Schoenfeld goes down to block shots more often than the former University of Minnesota star. The 20-year-old also plays the body but is able to stay out of the penalty box as he picked up just 56 penalty minutes in 1980-81. When the opportunity presents itself, though, Ramsey does turn to the offensive as he is capable of carrying the puck the length of the ice setting up a scoring opportunity. A bachelor, Ramsey spends part of his summer in the Minneapolis area. During the season, he lives with Lindy Ruff in Amherst.

*First round draft pick in 1979 Entry Draft . . . played on gold medal winning U.S. Olympic Team in 1980 . . . scored his first NHL goal vs. Pittsburgh 4/5/80 . . . played just one year of college hockey before being drafted.*

### PROFESSIONAL RECORD

Season	Club	League	GP	G	A	PTS	PIM
1979-80	Buffalo	NHL	13	1	6	7	6
1980-81	Buffalo	NHL	72	3	14	17	56
	NHL Totals		85	4	20	24	62





## Lindy Ruff

### Defense


Born: Warburg, Alberta  
 February 17, 1960  
 Height: 6'2" Weight: 190  
 Shoots: Left  
 Last Amateur Club:  
 Lethbridge Broncos (Jrs.)


Although a great many of today's hockey players do not like to play more than one position, that versatility can also lead to more playing time — as was the case with Lindy in 1980-81. When the blue line was full, the 21-year-old put in a considerable amount of time at left wing where he played very well and scored several key goals, including game winners against Toronto and Detroit. Lindy's size makes him a valuable asset up front as he gives the Sabres a big, strong and mobile winger who can go into the corners and dig the puck out. On defense, the Warburg, Alberta native is a good stickhandler and a good rushing defenseman. Lindy bought a house in the Buffalo area during the 1980-81 season and has Mike Ramsey as a boarder.

*Sabres' second round pick in 1979... only underage pick to play his entire rookie season with Sabres... scored his first NHL goal in his first NHL game (10/11/79 vs. Washington)... missed 15 games in 1980-81 with a broken ankle... won the Fred T. Hunt Memorial Award (Rookie-of-the-Year) in 1979-80... split playing time between left wing and defense.*

### PROFESSIONAL RECORD

Season	Club	League	GP	G	A	PTS	PIM
1979-80	Buffalo	NHL	63	5	14	19	38
1980-81	Buffalo	NHL	65	8	18	26	121
	NHL Totals		128	13	32	45	159





# Bob Sauve

## Goaltender

Born: Ste. Genevieve, Quebec  
 June 17, 1955  
 Height: 5'8" Weight: 165  
 Shoots: Left  
 Last Amateur Club:  
 Laval Nationals (Jrs.)

Most National Hockey League goaltenders would have been more than satisfied with Bob Sauve's statistics for the 1980-81 season. But Bob Sauve isn't like most NHL goaltenders. The Sabres' first pick in the 1975 Amateur Draft was coming off an outstanding 1979-80 regular season and playoffs in which he led the league in goals against average (2.36 in the regular season and 2.04 in the playoffs). Last season was Sauve's best in terms of games played and minutes while his goals against average was still among the best in the league. During the off-season, Bob and his wife Johanne and their young son return to the Montreal area.


*Sabres' first pick in 1975 Amateur Draft... only goaltender ever taken by Sabres in first round... shared the Vezina Trophy along with Don Edwards in 1979-80... won the Most Improved Player Award in 1978-79... posted the lowest goals against average in the league in regular season (2.36) and playoffs (2.04) in 1979-80... has six shutouts in last two seasons, including back-to-back shutouts in 1979-80 (10/27/79 vs. Quebec and 10/31/79 vs. Chicago)... appeared in more games (35) and played more minutes (2100) in 1980-81 than any other season in NHL.*

### PROFESSIONAL RECORD

Season	Club	League	GP	MINS	GA	SO	AVG
1975-76	Providence	AHL	14	848	44	0	3.11
	Charlotte	SHL	17	979	36	2	2.21
1976-77	Buffalo	NHL	4	184	11	0	3.55
	Rhode Island	AHL	25	1346	94	0	4.14
	Hershey	AHL	9	539	38	0	4.23
1977-78	Buffalo	NHL	11	480	20	0	2.50
	Hershey	AHL	16	872	59	0	4.05
1978-79	Buffalo	NHL	29	1610	100	0	3.73
	Hershey	AHL	5	278	14	0	3.02
1979-80	Buffalo	NHL	32	1880	74	4	2.36
	Hershey	AHL	5	278	14	0	3.02
1980-81	Buffalo	NHL	35	2100	111	2	3.17
	Buffalo	NHL	35	2100	111	2	3.17
NHL Totals			111	6254	316	6	3.03







# Andre Savard

Center

Born: Temiscamingue, Quebec

February 9, 1953

Height: 6'1" Weight: 185

Shoots: Left

Last Amateur Club:

Quebec Remparts (Jrs.)


While there may have been other players throughout the NHL worthy of comeback of the year honors, none was more deserving than Andre. After spending part of the 1979-80 season in Rochester, he came to the 1980 training camp unsure of where he would start the season. Andre's dedication, hard work and perseverance paid off as he was in the opening game lineup. The former Boston Bruin scored two goals in the season opener and never let up as he went on to enjoy far and away the best season of his eight-year career. Los Angeles was the only team that held Savard point-less in 1980-81. When Savard was between Craig Ramsay and Ric Seiling, the Sabres had one of the best two-way lines in hockey as all three were scoring threats as well as being able to contain their opponent's top scoring line. Andre and his wife Mary-France and their children have a year-round home in the Buffalo area but spend much of the off-season in Quebec.

*Boston's first pick in 1973 ... came to Buffalo as a free agent in a trade for rights to Peter McNab ... won the Silver Stick Award and the Tim Horton Memorial Award in 1980-81 ... won the Frank Eddolls Memorial Award in 1976-77 ... enjoyed his best season in NHL in 1980-81, establishing single season career highs in goals (31), assists (43) and points (74) ... has scored four hat tricks in a Buffalo uniform, including two last season (2/6/81 vs. Detroit and 3/19/81 vs. Toronto) ... scored two goals in one game seven times in 1980-81 ... had 6 points against Toronto 3/19/81.*

## PROFESSIONAL RECORD

Season	Club	League	GP	G	A	PTS	PIM
1973-74	Boston	NHL	72	16	14	30	39
1974-75	Boston	NHL	77	19	25	44	45
1975-76	Boston	NHL	79	17	23	40	60
1976-77	Buffalo	NHL	80	25	35	60	30
1977-78	Buffalo	NHL	80	19	20	39	40
1978-79	Buffalo	NHL	65	18	22	40	20
1979-80	Buffalo	NHL	33	3	10	13	16
	Rochester	AHL	25	11	17	28	4
1980-81	Buffalo	NHL	79	31	43	74	63
	NHL Totals		565	148	192	340	313





# Jim Schoenfeld

## Defense

Born: Galt, Ontario  
 September 4, 1952  
 Height: 6'2" Weight: 208  
 Shoots: Left  
 Last Amateur Club:  
 Niagara Falls Flyers (Jrs.)


For the second straight season, the Sabres' big redhead appeared in more than 70 regular season games and anchored the defense. Jim did miss nine games in 1980-81 with a viral infection and hand injury but has was able to overcome the illness and get back into the lineup. In 1979-80, Jim established a personal single season goal-scoring high with nine goals. Last year, in his ninth NHL season, the former Niagara Falls Flyer star recorded his first NHL hat trick — against Winnipeg on March 13. Schoenfeld also went over the 100 penalty minute mark for the first time since 1975-76 as he finished with 110 minutes. Again, Schoenfeld spent a great deal of his playing time throwing his body in front of shots or into opponents — just about anything that might help the Sabres earn two points on a given night. He and his wife Theresa have two children and live in Amherst.

*First round pick in 1972... named to NHL's second all-star team in 1979-80... has appeared in two all-star games (1980 and 1977)... also selected to NHL's Challenge Cup Team in 1979... won the Seventh Player Award in 1979-80... won the Silver Stick Award in 1976-77... recorded his first NHL hat trick vs. Winnipeg 3/13/81... has played just two games in minor leagues during his pro career.*

### PROFESSIONAL RECORD

Season	Club	League	GP	G	A	PTS	PIM
1972-73	Buffalo	NHL	66	4	15	19	178
1973-74	Buffalo	NHL	28	1	8	9	56
	Cincinnati	AHL	2	0	2	2	4
1974-75	Buffalo	NHL	68	1	19	20	184
1975-76	Buffalo	NHL	56	2	22	24	114
1976-77	Buffalo	NHL	65	7	25	32	97
1977-78	Buffalo	NHL	60	2	20	22	89
1978-79	Buffalo	NHL	46	8	17	25	67
1978-79	Buffalo	NHL	77	9	27	36	72
1979-80	Buffalo	NHL	71	8	25	33	110
1980-81	Buffalo	NHL	71	8	25	33	110
	NHL Totals		537	42	178	220	967





## Ric Seiling

### Right Wing

Born: Elmira, Ontario  
 December 15, 1957  
 Height: 6'1" Weight: 178  
 Shoots: Left  
 Last Amateur Club:  
 St. Catharines Fincups (Jrs.)


Every team in the National Hockey League seeks a strong, dependable two-way winger who can score 25-35 goals a year as well as contain the opposition's big scorers. The rapid development of 23-year-old Ric Seiling gives the Sabres one on each side as Craig Ramsay continues to hold down the left side. Although he's not a flashy player, Seiling is extremely smooth in his execution of the fundamentals — strong along the boards, backchecking, headmanning the puck and forechecking — he doesn't always stand out. But after a game, it is easy to look back and find one of the little things that at the time seemed insignificant but ended up as a key play. Now entering his fifth season in the NHL, the former St. Catharines star has upped his goal production in each season from 19 in his rookie season to 30 last year. Seiling has also been especially durable during his NHL career as he has missed just eight games in four years. Ric is active in his family's harness horse business during the summer months. He and his wife Bonny and their daughter Melanie make their home on Grand Island.

*First round pick in 1977 . . . has increased his goal production in each of his four NHL seasons . . . has missed just eight games in four NHL campaigns . . . won the Charley Barton Silver Stick Award in 1978-79 . . . won the Tim Horton Memorial Award in 1978-79 . . . scored his first and only NHL hat trick 2/12/81 vs. Washington . . . also had four two-goal games in 1980-81 . . . had two or more points 14 times in 1980-81 . . . Ric had at least one point vs. 19 of the 20 teams in NHL last year, failing to register a point vs. Boston.*

#### PROFESSIONAL RECORD

Season	Club	League	GP	G	A	PTS	PIM
1977-78	Buffalo	NHL	80	19	19	38	33
1978-79	Buffalo	NHL	78	20	22	42	56
1979-80	Buffalo	NHL	80	25	35	60	54
1980-81	Buffalo	NHL	74	30	27	57	80
	NHL Totals		312	94	103	197	223





# Derek Smith

**Center**


Born: Quebec City, Quebec  
 July 31, 1954  
 Height: 5'11" Weight: 177  
 Shoots: Left  
 Last Amateur Club:  
 Ottawa 67's (Jrs.)

Over the last 12 years, the Sabres have made many draft selections and while some of the players have developed into stars, others have not. When the Sabres selected Derek Smith of Ottawa in the 1974 draft, few expected that the tenth round draft choice would develop into the center of the Sabres' top scoring line. But with Smith between Danny Gare and Tony McKegney, the trio combined for 104 goals — one more than they totaled in 1979-80. The total would probably have been higher were it not for injuries which kept Derek out of the lineup for 11 games. Smith scored just one goal in his first 16 games last year but then came on to score 20 goals in his final 53 games. The 27-year-old picked up at least one point against every team in the NHL last year. Eleven of Smith's goals came on the power play. Derek and his wife Diane live in Williamsville.

*Tenth round pick in 1974 Amateur Draft... has never scored a hat trick in the NHL... his 64 points were the most in his NHL career... had 2 or more points 16 times last year... named the Booster Club's Most Popular Player in 1979-80.*

## PROFESSIONAL RECORD

Season	Club	League	GP	G	A	PTS	PIM
1974-75	Hershey	AHL	64	11	16	27	10
	Charlotte	SHL	4	4	3	7	0
1975-76	Buffalo	NHL					
	Appeared in one play-off game						
1976-77	Hershey	AHL	67	28	32	60	14
	Buffalo	NHL	5	0	0	0	0
1977-78	Hershey	AHL	65	31	31	62	20
	Buffalo	NHL	36	3	3	6	0
1978-79	Hershey	AHL	5	2	2	4	2
	Buffalo	NHL	43	14	12	26	8
1979-80	Buffalo	NHL	79	24	39	63	16
1980-81	Buffalo	NHL	69	21	43	64	12
	NHL Totals		232	62	97	159	36





# John Van Boxmeer

## Defense

Born: Petrolia, Ontario  
 November 20, 1952  
 Height: 6' Weight: 192  
 Shoots: Right  
 Last Amateur Club:  
 Guelph CMC's (Jrs.)

John's contributions in his two years with the Sabres have made General Manager Scott Bowman's first trade look pretty good. While the player he was acquired for (Rene Robert) has struggled through two injury-plaquet years, Van Boxmeer has sparkled. He has broken all of the Sabres' single season scoring marks for defensemen and he has averaged 60 points in his two seasons in Buffalo. The 14th player taken in the 1972 Amateur Draft (by Montreal), the 28-year-old possesses a wicked shot from the point as well as fine playmaking abilities which make him a key to the Sabres' power play. John is one of only three Sabres (Craig Ramsay and Tony McKegney are the others) who has played in all 80 regular season games the past two seasons. Single, John lives in Amherst.

*Acquired from Colorado 10/5/79 in exchange for Rene Robert... became the first defenseman to ever lead the Sabres in assists with 51 last year... established Sabres' single season scoring records for defensemen with 18 goals, 51 assists and 69 points (also personal highs)... has missed just four games over the last four seasons... had two 2-goal games last year... had two or more points 21 times last year... John had at least one point vs. all 20 teams last year, including eight points against Toronto and seven against the Islanders.*

### PROFESSIONAL RECORD

Season	Club	League	GP	G	A	PTS	PIM
1972-73	Nova Scotia	AHL	76	5	29	34	139
1973-74	Nova Scotia	AHL	47	8	20	28	78
	Montreal	NHL	20	1	4	5	18
1974-75	Nova Scotia	AHL	43	4	15	19	68
	Montreal	NHL	9	0	2	2	0
1975-76	Montreal	NHL	46	6	11	17	31
1976-77	Montreal	NHL	4	0	1	1	0
	Colorado	NHL	41	2	11	13	32
1977-78	Colorado	NHL	80	12	42	54	87
1978-79	Colorado	NHL	76	9	34	43	46
1979-80	Buffalo	NHL	80	11	40	51	55
1980-81	Buffalo	NHL	80	18	51	69	69
	NHL Totals		436	59	196	255	338





**Jean Francois Sauve**  
Center

Born: Ste. Genevieve, Quebec  
January 23, 1960  
Height: 5'6" Weight: 175  
Shoots: Left  
Last Amateur Club:  
Three Rivers (Jrs.)

Whoever said that hockey was a game for big men never took a good look at Jean Francois. When all 21 NHL teams passed over the 5'6" center in the 1979 draft, General Manager Scott Bowman seized the opportunity and signed him as an underage free agent. The Ste. Genevieve, Quebec native led the Quebec League in scoring his final two seasons and last year, despite playing in just 56 games, finished among the leading scorers in the American Hockey League. In fact, he was named to the AHL's second All-Star Team. On the ice, Sauve is like a magnet — the puck just seems to follow him around the ice.

*Signed as an underage free agent in 1979 . . . led Quebec Junior League in scoring two consecutive years . . . selected to AHL's second all-star team in 1980-81 . . . scored first NHL goal 2/6/81 vs. Detroit . . . had four two-point games in 20 NHL regular season games in 1980-81.*

**PROFESSIONAL RECORD**

Season	Club	League	GP	G	A	PTS	PIM
1980-81	Buffalo	NHL	20	5	9	14	12
	Rochester	AHL	56	29	54	83	21
	NHL Totals		20	5	9	14	12



**Steve Patrick**  
Right Wing


Born: Winnipeg, Manitoba  
February 4, 1961  
Height: 6'4" Weight: 206  
Shoots: Right  
Last Amateur Club: Brandon Wheat  
Kings (Jrs.)


Going into the 1980 draft, the Sabres were determined to come away with a big, strong winger who could go into the corners and come out with the puck. In right winger Steve Patrick, they seem to have found their man. An underage pick, Patrick spent a good portion of the 1980-81 season with his junior team in Brandon. Called up to fill in for injured players on a couple occasions, Patrick was in Buffalo to stay after being recalled January 27. Not a big goal-scorer even in juniors, it took Steve 25 games before banging in his first NHL goal (vs. St. Louis, Mar. 22).

*First round draft choice in 1980 Entry Draft. . . scored his first NHL goal 3/22/81 vs. St. Louis . . . his younger brother Jim was taken in the first round of the 1981 Entry Draft by the New York Rangers.*

**PROFESSIONAL RECORD**

Season	Club	League	GP	G	A	PTS	PIM
1980-81	Buffalo	NHL	30	1	7	8	25
	NHL Totals		30	1	7	8	25





**MIKE KEENAN**  
Coach  
Rochester Americans

Mike, 31, is now in his second season as head coach of the Sabres' top farm club, the AHL Americans. Although the Americans failed to make the playoffs last year, they were among the league leaders before recalls and injuries took their toll.

Two years ago, Keenan guided the Peterborough Petes to the Ontario Hockey Association championship, finishing in first place overall and setting a Peterborough win record. The Petes then swept their last two series in the playoffs, winning 14 straight games before losing in the Montreal Cup final to Cornwall.

Prior to succeeding Gary Green at Peterborough, Keenan led teams to the Jr. "B" championship in the Metro Toronto league during the 1977-78 and 1978-79 seasons.

Keenan graduated from St. Lawrence University with a Bachelor of Science degree and then went on to the University of Toronto where he earned a Bachelor of Education degree.

Mike spent one season as a right winger with Roanoke Valley in the now defunct Southern League (1973-74) and this past August, he served as a guest

coach for the Canadian National Junior Training Camp which is the first step in the selection of a team for the 1982 World Junior Championship.




## IN THE SYSTEM

### John Bednarski Defense

Born: Thunder Bay, Ont.

July 4, 1952

Height: 5'10" Weight: 195



#### PROFESSIONAL RECORD


Season	Club	League	GP	G	A	PTS	PIM
1972-73	Rochester	AHL	72	14	24	38	205
1973-74	Providence	AHL	76	15	46	61	222
1974-75	Providence	AHL	25	6	5	11	66
1974-75	NY Rangers	NHL	35	1	10	11	37
1975-76	NY Rangers	NHL	59	1	8	9	77
1976-77	NY Rangers	NHL	5	0	0	0	0
1976-77	New Haven	AHL	74	10	48	58	110
1977-78	New Haven	AHL	64	12	40	52	98
1978-79	New Haven	AHL	77	13	41	54	146
1979-80	Edmonton	NHL	1	0	0	0	0
1979-80	Cincinnati	CHL	28	6	18	24	53
1979-80	Adirondack	AHL	46	11	33	44	54
1980-81	Rochester	AHL	76	3	18	21	156
NHL TOTALS			100	2	18	20	114

### Ron Carter Right Wing

Born: Montreal, Que.

March 14, 1958

Height: 6'1" Weight: 205



#### PROFESSIONAL RECORD

Season	Club	League	GP	G	A	PTS	PIM
1978-79	Springfield	AHL	1	0	0	0	0
1978-79	Dallas	CHL	54	22	16	38	8
1979-80	Houston	CHL	76	40	30	70	17
1980-81	Erie	EHL	38	23	21	44	6
1980-81	Rochester	AHL	38	31	19	50	8

### Jacques Cloutier Goaltender

Born: Noranda, Que.

January 3, 1960

Height: 5'7" Weight: 155



#### PROFESSIONAL RECORD

Season	Club	League	GP	MINS.	GA	SO	AVG
1980-81	Rochester	AHL	61	3478	209	1	3.61

## Randy Cunneyworth

Center

Born: Etobicoke, Ont.

May 10, 1961

Height: 6' Weight: 177



### PROFESSIONAL RECORD

Season	Club	League	GP	G	A	PTS	PIM
1980-81	Buffalo	NHL	1	0	0	0	2
1980-81	Rochester	AHL	1	0	1	1	2
	NHL TOTALS		1	0	0	0	2

## Dave Fenyves

Defense

Born: Dunnville, Ont.

April 29, 1960

Height: 5'11" Weight: 188



### PROFESSIONAL RECORD

Season	Club	League	GP	G	A	PTS	PIM
1980-81	Rochester	AHL	77	6	16	22	146


## Bernard Gallant

Left Wing

Born: Montreal, Que.

February 13, 1960

Height: 5'11" Weight: 176



### PROFESSIONAL RECORD

Season	Club	League	GP	G	A	PTS	PIM
1980-81	Rochester	AHL	69	8	18	26	64


## Dave Gorman

Left Wing

Born: Oshawa, Ont.

April 8, 1955

Height: 5'11" Weight: 185



### PROFESSIONAL RECORD

Season	Club	League	GP	G	A	PTS	PIM
1974-75	Phoenix	WHA	13	3	5	8	10
1974-75	Tulsa	CHL	58	19	21	40	96
1975-76	Phoenix	WHA	67	11	20	31	28
1976-77	Phoenix	WHA	5	0	0	0	0
1976-77	Birmingham	WHA	52	9	13	22	38
1977-78	Birmingham	WHA	63	19	21	40	93
1977-78	Hampton	AHL	2	0	0	0	12
1978-79	Birmingham	WHA	60	14	24	38	18
1979-80	Atlanta	NHL	3	0	0	0	0
1979-80	Birmingham	CHL	75	22	43	65	75
1980-81	Nova Scotia	AHL	78	43	47	90	82
	NHL TOTALS		3	0	0	0	0


## Bob Hess

Defense

Born: Middleton, N.S.

May 19, 1955

Height: 5'11" Weight: 180



### PROFESSIONAL RECORD

Season	Club	League	GP	G	A	PTS	PIM
1974-75	St. Louis	NHL	76	9	30	39	58
1975-76	St. Louis	NHL	78	9	23	32	58
1976-77	Kansas City	CHL	10	1	8	9	16
1976-77	St. Louis	NHL	53	4	18	22	14
1977-78	St. Louis	NHL	55	2	12	14	16
1977-78	Salt Lake	CHL	7	1	3	4	4
1978-79	St. Louis	NHL	27	3	4	7	14
1978-79	Salt Lake	CHL	45	19	29	48	22
1979-80	Salt Lake	CHL	79	32	42	74	71
1980-81	St. Louis	NHL	4	0	0	0	4
1980-81	Rochester	AHL	70	17	58	75	95
	NHL TOTALS		293	27	87	114	164


## Peter Horachek

Left Wing

Born: Stoney Creek, Ont.

January 26, 1960

Height: 6'1" Weight: 195



### PROFESSIONAL RECORD

Season	Club	League	GP	G	A	PTS	PIM
1980-81	Rochester	AHL	63	20	26	46	61




## Rick Knickle

Goaltender

Born: Chatham, N. B.

February 26, 1960

Height: 5'10" Weight: 155



### PROFESSIONAL RECORD

Season	Club	League	GP	MINS	GA	SO	AVG
1980-81	Erie	EHL	43	2347	125	1	3.20

## Sean McKenna

Right Wing

Born: Asbestos, Que.

March 7, 1962

Height: 6' Weight: 186



NO PROFESSIONAL RECORD


## Mike Moller

Right Wing

Born: Calgary, Alberta

June 16, 1962

Height: 6' Weight: 189



### PROFESSIONAL RECORD

Season	Club	League	GP	G	A	PTS	PIM
1980-81	Buffalo	NHL	5	2	2	4	0
	NHL Totals		5	2	2	4	0


## Robert Mongrain

Center

Born: La Sarre, Que.

August 31, 1959

Height: 5'10" Weight: 165



### PROFESSIONAL RECORD

Season	Club	League	GP	G	A	PTS	PIM
1979-80	Buffalo	NHL	34	4	6	10	4
1979-80	Rochester	AHL	39	25	24	49	58
1980-81	Buffalo	NHL	4	0	0	0	2
1980-81	Rochester	AHL	69	21	29	50	101
	NHL TOTALS		38	4	6	10	6


## Jari Paavola

Goaltender

Born: Turku, Finland

March 18, 1960

Height: 5'9" Weight: 165



### PROFESSIONAL RECORD

Season	Club	League	GP	MINS	GA	SO	AVG
1980-81	Rochester	AHL	25	1360	98	0	4.32

## Geordie Robertson

Right Wing

Born: Victoria, B.C.

August 1, 1959

Height: 6' Weight: 163



### PROFESSIONAL RECORD

Season	Club	League	GP	G	A	PTS	PIM
1979-80	Rochester	AHL	55	26	26	52	66
1980-81	Rochester	AHL	20	3	3	6	19


## Mark Robinson

Defense

Born: Prince Albert, Sask.

March 30, 1960

Height: 6'1" Weight: 190



### PROFESSIONAL RECORD

Season	Club	League	GP	G	A	PTS	PIM
1980-81	Rochester	AHL	61	4	18	22	105

# The Media


## Jim Walsh

**Defense**

Born: Norfolk, Va.

October 26, 1956

Height: 6'1" Weight: 210



### PROFESSIONAL RECORD

Season	Club	League	GP	G	A	PTS	PIM
1979-80	Rochester	AHL	33	2	4	6	64
1980-81	Rochester	AHL	76	8	23	31	182


## Mark Wichrowski

**Right Wing**

Born: Brantford, Ont.

August 9, 1960

Height: 6' Weight: 188



### PROFESSIONAL RECORD

Season	Club	League	GP	G	A	PTS	PIM
1980-81	Rochester	AHL	55	9	11	20	272


## Jim Wiemer

**Left Wing**


Born: Sudbury, Ont.

January 9, 1961

Height: 6'4" Weight: 197



NO PROFESSIONAL RECORD



## RADIO AND TELEVISION

Broadcast coverage of the Sabres continues to be among the most extensive in the National Hockey League. All Sabres games will be on WGR Radio (550 AM) for the 12th consecutive season and on a regional network, with Rick Jeanneret and Ted Darling handling the play-by-play, commentary by ex-Sabres forward Jim Lorentz and intermissions hosted by Don Dussias.

Television coverage will be the broadest in Sabres history in 1981-82, with 15 road games on WGR-TV, and 53 games (31 home and 22 road) on cable television. Cable systems in the metropolitan area and in upstate New York have traditionally carried all or part of the cable television schedule, and will do so this season.

Darling and ex-NHL winger Pat Hannigan will provide play-by-play and commentary respectively on WGR-TV and cable TV. WGR sports director Ed Kilgore will serve as intermission host on his station's telecasts and Paul Wieland will do likewise on cable.

All Sabres' night games are played indoors and under the lights unless otherwise noted.\* Day games are played indoors except when played at Rich Stadium when natural ice is available or in Wrigley Field when on the road in Chicago.

Visiting radio is located in the main press box, and the principal visiting TV booth is located on the face of the balcony at center ice. Requests for special needs in broadcast facilities should be made to Paul Wieland at the Sabres offices. The WGR-TV and cable telecast schedules are indicated on the outside back cover.

*\*otherwise noted*

### SABRES' BROADCAST CREW



TED DARLING



PAT HANNIGAN




PAUL WIELAND



ED KILGORE



RICK JEANNERET



JIM LORENTZ



DON DUSSIAS



## ACCOMMODATIONS/MEDIA SERVICES

The Sabres press box is located on the west side of Memorial Auditorium suspended from the ceiling. Telecopy transmitting facilities are located in the press box during games, and in the press lounge after games.

The press lounge is located on the west (press box) side of the building between Level Two and Level Three and opens two hours before game time. Food and refreshments are served to accredited members of the media during that time. Refreshments are served in the press box only during the game, and are available afterward in the press lounge, which is also the post game work area for the media.

Application for single game press credentials must be made by 12 p.m. game days to the Sabres public relations office. They will be filled on a space available basis. The press entrance is located on the Pearl St. (west) side of the Auditorium at sidewalk level and entry must be made there in order to receive proper accreditation.

Sabres media identification tags must be displayed for admission to the press box, press lounge and dressing rooms.

### MEDIA SERVICE STAFF

Moving Message Programmer: Gerry Helper

Message System Operators: Gerry Magill, John Yuskiw

Press Lounge: Dick and Debbie Abrahamson

Game Statistician: Jim Murdoch

Assistants: Bob Elardo, Frank Elardo, Marty Elardo, Kim Helper, Debbie Lozinsky, Jerry Macey, Sandy Marzullo, Rick Miles, Mike Schalberg, Neil Schoenwetter, Mary Smith, Mary Summers, Dave Wechter



Nate Greenberg  
**Boston Bruins**  
150 Causeway St.  
Boston, Mass. 02114  
(617) 227-2029

Al Coates  
**Calgary Flames**  
P.O. Box 1540  
Sta. M  
Calgary, Alta. T2P 3B9  
(403) 233-8383

Don Murphy  
**Chicago Black Hawks**  
Chicago Stadium  
1800 W. Madison St.  
Chicago, Ill. 60612  
(312) 733-5300

Kevin O'Brien  
**Colorado Rockies**  
McNichols Sports Arena  
One McNichols Plaza  
Denver, Colo. 80204  
(303) 573-1800

Al Blade  
**Detroit Red Wings**  
Joe Louis Arena  
600 Civic Center Dr.  
Detroit, Mich. 48226  
(313) 962-2000

Bill Tuele  
**Edmonton Oilers**  
Edmonton Coliseum  
Edmonton, Alta. T5B 4M9  
(403) 474-8561

Bob Casey  
**Hartford Whalers**  
One Civic Ctr. Plaza  
Hartford, Conn. 06103  
(203) 728-3366

Scott Carmichael  
**Los Angeles Kings**  
The Forum  
P.O. Box 10  
Inglewood, Cal. 90306  
(213) 674-6000

Dick Dillman  
**Minnesota North Stars**  
Metropolitan Sports Ctr.  
7901 Cedar Ave. South  
Bloomington, Minn. 55420  
(612) 854-4411

Claude Mouton  
**Montreal Canadiens**  
Montreal Forum  
2313 St. Catherine St. W.  
Montreal, Que. H3H 1N2  
(514) 932-6131

Les Wagner  
**New York Islanders**  
Nassau Vet. Mem. Coliseum  
Hempstead Turnpike  
Uniondale, N.Y. 11553  
(516) 794-4100

John Halligan  
**New York Rangers**  
Madison Sq. Garden  
4 Pennsylvania Plaza  
New York, N.Y. 10001  
(212) 563-8000

Linda Panasci  
**Philadelphia Flyers**  
The Spectrum  
Pattison Place  
Philadelphia, Penn. 19148  
(215) 465-4500

Terry Schifffhauer  
**Pittsburgh Penguins**  
Civic Center  
Pittsburgh, Penn. 15219  
(412) 434-8911

Michel Parizeau  
**Quebec Nordiques**  
5555 Third Ave. W.  
Charlesbourg, Que. G1H 6R1  
(418) 627-3801

Susie Mathieu  
**St. Louis Blues**  
The Checkerdome  
5700 Oakland Ave.  
St. Louis, Mo. 63110  
(314) 781-5300

Stan Obodiac  
**Toronto Maple Leafs**  
Maple Leaf Gardens  
60 Carlton Street  
Toronto, Ont. M5B 1L1  
(416) 977-1641

Norm Jewison  
**Vancouver Canucks**  
100 North Renfrew  
Vancouver, B.C. V5K 3N7  
(604) 254-5141

Lou Corletto  
**Washington Capitals**  
Capital Centre  
Landover, Md. 10786  
(301) 350-3400

Ken Fenson  
**Winnipeg Jets**  
15-1430 Maroons Rd.  
Winnipeg, Man. R3G 0L5  
(204) 772-9491

Ron Andrews  
**Director of Information  
and Statistician**  
Nat. Hockey League  
960 Sun Life Bldg.  
Montreal, Que. H3B 2W2  
(514) 871-9220

Rodger Gottlieb  
**Media Relations Director**  
National Hockey League  
Services, Inc.  
1221 Ave. of the Americas  
14th Floor  
New York, N.Y. 10020  
(212) 398-1100

The National Hockey League embarks upon its 65th regular-season with a new look in terms of alignment and scheduling that will focus attention upon some of the greatest rivalries in sport.

Following are the Conferences and Divisions for 1981-82:

**CLARENCE CAMPBELL CONFERENCE**

**Smythe Division**  
Calgary Flames  
Colorado Rockies  
Edmonton Oilers  
Los Angeles Kings  
Vancouver Canucks

**Norris Division**  
Chicago Black Hawks  
Detroit Red Wings  
Minnesota North Stars  
St. Louis Blues  
Toronto Maple Leafs  
Winnipeg Jets

**PRINCE OF WALES CONFERENCE**

**Patrick Division**  
New York Islanders  
New York Rangers  
Philadelphia Flyers  
Pittsburgh Penguins  
Washington Capitals

**Adams Division**  
Boston Bruins  
Buffalo Sabres  
Hartford Whalers  
Montreal Canadiens  
Quebec Nordiques

**UNBALANCED SCHEDULE:**

Each of the 21 teams will play an 80-game schedule with those teams in the Smythe, Patrick and Adams Divisions having eight games (four home, four away) against each of their Divisional opponents, plus three games against each of the remaining 16 teams in the League. In the case of the three games against the remaining clubs, teams will play two home, one away or vice-versa, alternating the extra home game each year.

The six clubs in the Norris Division — Chicago, Detroit, Minnesota, St. Louis, Toronto and Winnipeg — will play each other seven times with three games against each of the remaining 15 teams. The home-ice differential will be alternated each season.

**STANLEY CUP PLAYOFFS:**

At the conclusion of the regular schedule, the top four finishers in each of the Divisions will qualify for the Stanley Cup playoffs.

The preliminary round features divisional playoffs that will have the first place club oppose the fourth-place team and second versus third in a best-of-five series. The winners of each series will remain in the division and play a best-of-seven quarter-final round with the team gaining higher standing during the regular-season holding home-ice advantage.

The four divisional winners will meet in a best-of-seven semi-final round. The Smythe Division winner will face the Norris Division champion, while the Patrick Division victor will oppose the Adams Division winner. The Conference winners will meet in a best-of-seven final series for the Stanley Cup.