

Buffalo Sabres' 1974-1975


S	M	T	W	T	F	S	S	M	T	W	T	F	S
OCTOBER							NOVEMBER						
		1	2	3	4	5						1	2
6	7	8	9	10 BOS.	11	12 PHIL.	3 N.Y.R.	4	5 BOS.	6 CHI.	7	8	9 TOR. K. C.
13 L.A.	14	15	16	17 CAL.	18	19 MINN.	10 PITT.	11	12	13 MONT.	14 MINN.	15	16 BOS.
20 TOR.	21	22	23	24 L.A.	25	26 ST. L.	17 ATL.	18	19	20 WASH.	21	22 ATL.	23
27 MONT.	28	29 WASH.	30	31			24 MONT.	25	26	27 CHI.	28 DET.	29	30 PITT.
DECEMBER							JANUARY						
1 PITT.	2	3 WASH.	4	5 WASH.	6	7				1	2	3 CAL.	4
8 MINN.	9	10	11	12 VANC.	13	14 MINN.	5 ST. L.	6	7	8	9 L.A.	10	11 DET.
15 CAL.	16	17	18 N.Y.I.	19	20	21	12 VANC.	13	14	15 CAL.	16	17 VANC.	18
22 WASH.	23	24	25	26 CHI.	27 N.Y.R.	28	19 K. C.	20	21 ★	22	23 DET.	24	25 MONT.
29 PHIL.	30	31					26 ATL.	27	28	29	30 N.Y.R.	31	
FEBRUARY							MARCH						
						1 PHIL.							1 DET.
2 K. C.	3	4 DET.	5	6 N.Y.I.	7	8	2 N.Y.I.	3	4	5 N.Y.R.	6	7	8 ST. L.
9 MONT.	10	11	12 PITT.	13 BOS.	14	15	9 PITT.	10	11 L.A.	12 CAL.	13	14 VANC.	15
16 ST. L.	17	18 N.Y.I.	19	20 PHIL.	21	22	16 TOR.	17	18	19	20 N.Y.R.	21	22 K. C.
23 TOR.	24	25	26	27 L.A.	28		CAL 23/30 TOR	24	25	26 CHI.	27	28 ATL.	29
<p>*JAN. 21 ALL-STAR GAME AT MONTREAL</p> <p> HOME AWAY </p>							APRIL						
									1 BOS.	2	3 BOS.	4	5 TOR.

This official Buffalo Sabres' Yearbook is sponsored by

BB Bank of Buffalo

Printed in U.S.A.

BUFFALO SABRES YEARBOOK 1974-75



\$1.50

Straight talk spoken here.

*17 Court Street
694 Fillmore Avenue
2157 Seneca Street
274 Elmwood Avenue
2858 Delaware Avenue, Kenmore
4248 Delaware Avenue, Tonawanda
4954 Harlem Road, Snyder
5223 Sheridan Drive, Williamsville
3871 Union Road, Cheektowaga
1219 French Road, Depew
4184 Seneca Street, West Seneca
S-4955 Chestnut Ridge Road, Orchard Park*

**BB Bank of
Buffalo**
The straight talk people



Buddy Rich he's not, but Executive Veep Dave Forman is a party-time drummer.



Jim Schoenfeld and his defense mentor, the late Tim Horton.



Times Square of hockey — the players' bench.



Voice's vice is for the birdies — Ted Darling after a typical shot.

COVER: Richard Martin, the first Sabre and first expansion player ever to be named a first All-Star, scored 52 goals in 73-74. Photo by Robert Shaver. EDITED by Leslie Brinkworth and Paul Wieland. Photography by Ron Moscati, Robert Shaver, and Joe Bongji. Design and Printing by Holling Press, Inc.

T A B L E O F C O N T E N T S

Directory	2
The Front Office	3
Seymour/Northrup Knox	4
Robert Swados/David Forman	5
"Punch" Imlach/Fred Hunt	6
Floyd Smith/John Andersen	7
Frank Christie/Angelo Nigro	8
Sabres' Staff	9
Sabres' Scouting Staff	10
A Look Back	11
The Fourth Year	12
Sabres' Final Scoring Statistics 1973-74	13
1973-74 Scores	14-15
1973-74 Final Standings/ Record by Month	16
Buffalo vs.	
Atlanta/Boston	17-18
California/Chicago	19-20
Detroit/Los Angeles	21-22
Minnesota/Montreal	23-24
N.Y.I./N.Y.R.	25-26
Philadelphia/Pittsburgh	27-28
St. Louis/Toronto	29-30
Vancouver	31
Power Play Goals	32
Short Handed Goals/Hat Tricks	33
Awards	34-36
Four Years in the NHL	37
Sabres' Scoring Story	38-39
What Did They Wear?	39
Amateur Draft Selections	40
Individual Game/Season Records	41
Team Game/Season Records	42-43
Penalty Shots	43
Individual/Team Playoff Records	43-44
The Players	45
Player Biographies	46-90
1974-75 Roster	48-49
Communications	91
Broadcast Crew	92
Radio-TV Schedules/ Media Services	93
NHL P. R. Directory	94
Homes Away from Home	95
Breakdown 1974-75 Schedule	96

1974-75 SABRES' DIRECTORY

Chairman of the Board and President
 Vice Chairman of the Board
 Vice President and Counsel
 Administrative Vice President
 Treasurer
 Secretary
 Board of Directors
 Includes all above listed officers and

*Seymour H. Knox III
 *Northrup R. Knox
 *Robert O. Swados
 *David G. Forman
 *Joseph T. J. Stewart
 Henry M. Porter

Edwin C. Andrews
 Peter C. Andrews
 *George L. Collins, Jr., M.D.
 John B. Fisher
 Robert E. Rich, Jr.
 Howard T. Saperston, Jr.
 Robert M. Schmon
 *Paul A. Schoellkopf
 *George Strawbridge, Jr.
 Arthur Victor, Jr.

*Member of Executive Committee
 Vice President - Hockey/General Manager
 Assistant General Manager
 Coach
 Director of Scouting
 Comptroller
 Director of Public Relations
 Radio-TV
 Director of Sales
 Sales
 Director of Advertising
 Director of Security
 Ticket Manager
 Club Doctors

George M. "Punch" Imlach
 Fred T. Hunt
 Floyd Smith
 John Andersen
 Robert W. Pickel
 Paul Wieland
 Ted Darling—Voice of the Sabres
 Rick Jeanneret, Pat Hannigan
 Robert E. Chambers, Jr.
 George Bergantz
 James M. Biggar
 Mike Scanlan
 Kirk Kelly
 John L. Butsch, M.D.
 Howard C. Lehman, M.D.
 K. Joseph Sheedy, M.D.
 Ralph Citron, D.D.S.
 Frank Christie
 Angelo Nigro
 Chuck Wurzer
 Barbara Becker

Club Dentist
 Head Trainer
 Assistant Trainer
 Physical Training Instructor
 Club Staff

Elaine Boldt, Leslie Brinkworth,
 Pat Gerevics, Linda Hoag,
 Linda Linck, Jerry Magill,
 Ann Marie Maue, Mary Randall,
 Gretchen Staebell, Lucy Tauriello,
 Dory Urbanek, Sunee Villa,
 Mary Wasielewski, Verna Wojcik
 Memorial Auditorium


Executive Offices
 Telephone — Executive Offices
 Telephone — Ticket Office
 Home Ice
 Seating Capacity
 Location of Press Box
 Dimensions of Rink
 Nickname
 Club Colors
 Uniforms

716-856-7300
 716-856-3111
 Memorial Auditorium
 15,732
 Suspended from ceiling on West side
 196' x 85'
 Sabres
 Blue, White, Gold
 Home: Base color white, trimmed in
 blue and gold
 Away: Base color blue, trimmed in
 white and gold

Organist
 Soloist
 Public Address Announcer

Norm Wullen
 Joe Byron
 Milt Ellis

The Front Office





SEYMOUR H. KNOX III

**Chairman of the Board
and President**

Excellence in sport is both personal accomplishment and professional aim for Seymour Knox and his brother Norty. The older Knox brother, Seymour has been a hard-driving dynamic leader in Buffalo's ascendancy in the NHL, as well as in rebuilding the city's self-image.

Formerly a nationally ranked squash racquets player and ex-President of the U. S. Squash Racquets Association, Seymour Knox had his hockey career ended as a schoolboy with a football injury.

But he continued his interest in the game and it paid off in December 1969 with the grant of a major league franchise to Buffalo. He is a Vice President of Kidder, Peabody and Co., Inc., members of the New York Stock Exchange, and active as a leader in a variety of community organizations. He also serves as the Sabres' representative on the NHL Board of Governors.



NORTHRUP R. KNOX

**Vice Chairman
of the Board**

Dogged persistence by the Knox brothers and their hockey associates led to the Buffalo Sabres franchise, and persistence to build toward championship status describes Norty Knox's life style. He was world champion in the grueling sport of court tennis for ten years, and captain and number one player on the U. S. Polo team in 1966 and 1969. A varsity goalie at Yale University, he was one of the first in the sport to wear contact lenses in the nets, and is the Sabres' alternate representative on the NHL Board of Governors.



ROBERT O. SWADOS

**Vice President
and Counsel**

There are a few men who worked long and hard to convince the nation that Buffalo was a big league sports town in the days when there wasn't a big league sports franchise on the Niagara Frontier. Bob Swados was one of those men, and in large part it was his dedication and articulate advocacy for big time sport here that resulted in this becoming one of pro sports premier hotbeds in the past few years.

Former vice president of the Buffalo Bisons Baseball Club and vice president of Major League for Buffalo Inc., he has been counsel to the Knox brothers since their first NHL application in 1965. He is a partner in the law firm of Cohen, Swados, Wright, Hanifin & Bradford.



DAVID G. FORMAN

Administrative Vice President

The day-to-day headaches of the business of sport have been handled since the beginning of the Sabres by Dave Forman, whose administrative ability centers on separating the wheat from the chaff when problems are put before him. If it's sometimes hard to find Dave Forman at his desk, it's because he's out in the Auditorium — in hard hat if need be — checking out some construction, or off at a TV studio arranging for a broad-schedule of game telecasts.

A well-known business and civic leader in Western New York for three decades, he was named administrative vice president and a member of the Sabres' executive committee in the fall of 1970, after serving as club VP since the franchise was awarded.



GEORGE M. "PUNCH" IMLACH

Vice President/Hockey
and General Manager

The most successful hockey executives, it can be reliably reported, are the men who work the hardest and have the most fun working hard. That description fits Punch Imlach and his 15 years in the NHL, as he's been the boss of four Stanley Cup winners and eleven playoff teams over the stretch. His young Sabre club of 1972-73 was the first expansion team to make the playoffs in the old East Division, and his Sabres of 1973-74 were on their way to repeat success

until leveled by injuries and illnesses.

But it was the death of the great Tim Horton, who was as close to Imlach as any man who'd ever played for him, that made last season one of Punch's most trying. Every fall Horton performed his ceremonial dance of retirement, and every fall—when the dance was over—Horton would be talked into another year by the patient Imlach. Interviewed once about his relationship with Punch, the late Horton said: "He treats us all the same—like dogs."

Behind Punch's dry wit and occasional outspoken cynicism is one of the sharpest administrative minds in sport, and he has built the Sabres into pro hockey's finest young team—with the accent on "young." He retired from coaching after a heart attack in 1972 and was named a club vice president in addition to GM in 1973.



FRED T. HUNT

Assistant General Manager

One of the busiest men in the Buffalo hockey organization, Fred Hunt and hockey in Buffalo are synonymous. For 18 years he was general manager and four times coach of the old Buffalo Bisons of the AHL, and was a star winger for the Bisons for a decade preceding. Fred has been the Sabres' Assistant General Manager and trouble-shooter since the club was founded, and his lengthy experience in hockey administration has been vital in setting up the very successful operation of the Sabres. In 1972-73 he was asked to

assume the extra duties of running the Sabres' farm team in Cincinnati, and served as general manager of the Swords until the club was deactivated.



FLOYD SMITH

Coach

Floyd Smith's pro coaching debut was totally unexpected. He stepped behind the bench in January of 1972 when the Sabres met the Toronto Maple Leafs 51 hours after Punch Imlach had been taken ill. The Leafs beat the Sabres that night 2-1, and Smitty went on to take over as coach of the AHL Cincinnati Swords the next day. He guided the Swords into the AHL playoffs that season and led the club to a divisional title and the AHL Calder Cup in 1972-73. The Cincinnati club of 1973-74 was another strong one under Smith. Despite a batch

of injuries, the Swords finished a shade out of first in their division, and were eventually eliminated in the playoffs.

Smith was a dogged, hustling checker in nearly 13 seasons in the National Hockey League with Boston, the New York Rangers, Detroit, Toronto, and Buffalo, and performed on Imlach-coached teams in three different cities. He was first captain of the Sabres and, in his last season as an active player in 1971-72, was Punch's coach on the ice and ran many of the team's daily workouts.

A native of Perth, Ontario, he was born May 16, 1935, and played his junior hockey in Galt. He turned pro in 1955-56 and was named coach of the Sabres May 23, 1974.



JOHN ANDERSEN

Director of Scouting

Results speak well for John Andersen and his Sabres' scouting staff. The young players — and the old pros — that John and the staff recommended in the first four years have already been successful; and the group of young prospects who brought Cincinnati the AHL Calder Cup and playoff berths every season will be pushing for major league jobs this year. A native of Denmark, John emigrated to Canada and joined the Toronto Maple Leafs organization under Punch Imlach. He was with Toronto for ten years, then spent a year with the California Golden

Seals before rejoining Punch in Buffalo.




FRANK CHRISTIE

Head Trainer

The Sabres' head trainer is as familiar a figure to Buffalo hockey fans as tax bills to a home owner. He has been the Sabres' trainer since the beginning of the club and was trainer for the AHL Buffalo Bisons for 24 years, having joined the club in 1946 after serving an apprentice season with Dallas in the now defunct United States League in 1945.

He started his hockey career during the 1933-34 season as a stickboy for the New York Americans, then a member of the National Hockey League.



ANGELO NIGRO

Assistant Trainer

Angie Nigro is perfect counterpoint to the bubbling Frank Christie, and has a quieter approach to the very demanding job of being a big league trainer. He's in his fourth year with the Sabres organization, joining the Cincinnati Swords at first and moving to Buffalo three seasons ago. He was formerly a trainer with the American Hockey League Rochester Americans, and resides in Stratford, Ontario, during the off-season. He's involved in the operation of a very successful youth hockey school during the summer months.



CHUCK WURZER

Physical Training Instructor

New to the Sabres staff this season, youthful Chuck Wurzer is one of the finest handball and racquetball players in the United States, with many championships in singles and doubles competition. A former physical education instructor in Buffalo, he's now involved in the operation of a new suburban racquet games facility as well as serving as the Sabres' Phys. Ed. leader. Chuck was a fine amateur hockey player in the Niagara Peninsula a few years ago.



GEORGE BERGANTZ

Sales



JAMES M. BIGGAR

Director of Advertising



ROBERT E. CHAMBERS JR.

Director of Sales



KIRK KELLY

Ticket Manager



ROBERT W. PICKEL

Comptroller




MIKE SCANLAN

Director of Security

SABRES' SCOUTING STAFF



ROY CAST



BILL GIBB




LLOYD GRONSDAHL



BUCKY KANE



DOUG MINOR



LEN POORE



MIKE RACICOT



JERRY WALKER

PAUL LOGEL—photo not available

A Look Back



THE FOURTH YEAR

The Sabres' saddest season ended on the upbeat in early April when the NHL's best left winger — Richard Martin — slammed home three goals against the St. Louis Blues to become the 10th player in history and the youngest ever to score 50 goals plus.

Martin's 133 goals in his first three seasons are an NHL record, and he was the first player to start his career with an expansion team to be voted to the first All-Star team at season's end.

Season's beginning was the brightest yet for Buffalo. The Sabres were fresh off a great playoff series against the eventual Stanley Cup winning Montreal Canadiens in the spring of 1973, and were expected to challenge for as high as second spot in the NHL East Division.

But injury piled on injury—early on.

First, right winger Larry Mickey broke his leg in training camp. Then, two weeks into the season, Lady Byng Trophy winner Gil Perreault broke a leg and was out two months.

Jim Schoenfeld, the best rookie defenseman in the league a year before, was sidelined by back surgery after only a few games, as was spectacular goalie Roger Crozier, who played in only a dozen games before he was done for the year with a flareup of pancreatitis.

The Sabres were missing four key players from the year before, but stayed in the NHL playoff race through mid-February largely on Martin's scoring, the vastly improved play of Don Luce and Craig Ramsay, and another guy whom everybody had counted out a long time ago—defenseman Tim Horton.

On a cold February morning, Horton died when his car left the road enroute to Buffalo after a Sabres game in Toronto, and the hockey world lost one of its all-time greats.

Horton's death was first—and foremost—an intense, personal experience for everyone who loved, liked, or respected him . . . and that was everyone he had ever met.

But it also effectively ended the Sabres' fading playoff hopes, as Buffalo couldn't put together more than two wins at a time for the rest of the year in a futile effort to overtake the Maple Leafs.

To cap things in the most ironic of fashions, Larry Mickey had just returned to action when he slid into the boards in Memorial Auditorium during a game against Chicago—and broke his other leg.

This year the Sabres once again are one of the NHL's youngest teams, with Mickey and captain Gerry Meehan the "grizzled vets."

Luce, the club's MVP, and wingmate Ramsay were both strong candidates for the Lady Byng Trophy, and are improving each year. Many of the question marks due to illness and injury have been solved; and Buffalo's new divisional assignment with California, Boston, and Toronto should be a strong test for the young Buffalo club. (Three will make the playoffs.)

Once again the Sabres signed their top choices; and new coach Floyd Smith already has blue chip draft choices in Perreault, Ramsay, Martin, Schoenfeld, and Larry Carriere as regulars, plus another crop of young players waiting in the wings.

SABRES' FINAL SCORING STATISTICS 1973-74

PLAYER	GP	G	A	PTS	PIM	PPG	SHG	GWG
Richard Martin	78	52	34	86	38	8	0	6
Rene Robert	76	21	44	65	71	3	0	5
Don Luce	75	26	30	56	44	2	3	1
Jim Lorentz	78	23	31	54	28	12	0	4
Gil Perreault	55	18	33	51	10	6	0	7
Gerry Meehan	72	20	26	46	17	6	0	1
Craig Ramsay	78	20	26	46	0	1	2	3
Larry Carriere	77	6	24	30	103	3	0	0
Jerry Korab—Buffalo	45	6	12	18	73	2	0	0
Vanc	31	4	7	11	64	3	0	0
Rick Dudley	67	13	13	26	71	0	0	2
Brian Spencer—Buffalo	13	3	2	5	4	1	0	0
NYI	54	5	16	21	65	0	0	0
Mike Robitaille	71	2	18	20	60	2	0	0
Norm Gratto	56	6	12	18	16	2	0	0
Steve Atkinson	70	6	10	16	22	0	0	1
Paul Terbenche	68	2	12	14	8	0	0	0
Jim Schoenfeld	28	1	8	9	56	0	0	0
Real Lemieux—Buffalo	11	1	1	2	4	0	0	0
LA/NYR	27	0	0	0	0	0	0	0
Dave Dryden	53	0	1	1	4	0	0	0
Rocky Farr	11	0	0	0	2	0	0	0

GOALTENDERS	GPI	MINS	GA	SO	EN	Avg	Saves	Effcy	W	L	T
Dave Dryden	53	2987	148	1	3	2.97	1251	89.4	23	20	8
Rocky Farr	11	480	25	0	2	3.13	232	90.3	2	4	1

SABRES' OFFENSE	3.10	Goals	Per	Game
SABRES' DEFENSE	3.21	Goals	Per	Game

SABRES' RECORD	GP	W	L	T	GF	GA	PTS
vs. East	38	15	17	6	119	127	36
vs. West	40	17	17	6	123	123	40
at Home	39	23	10	6	142	99	52
on Road	39	9	24	6	100	151	24
Over-all 1973-74	78	32	34	12	242	250	76
Over-all 1972-73	78	37	27	14	257	219	88
Over-all 1971-72	78	16	43	19	203	289	51
Over-all 1970-71	78	24	39	15	217	291	63



BUFFALO SABRES' 1973-74 SCORES

Game No.	Date	Visiting Team	Score		Home Team	W L T		
1	Oct. 10	Buffalo	4	7	Toronto	0	1	0
2	Oct. 13	Buffalo	4	3	Minnesota	1	1	0
3	Oct. 14	Vancouver	3	1	Buffalo	1	2	0
4	Oct. 18	Los Angeles	2	6	Buffalo	2	2	0
5	Oct. 20	Buffalo	2	1	N. Y. Islanders	3	2	0
6	Oct. 21	Toronto	3	4	Buffalo	4	2	0
7	Oct. 24	Chicago	1	3	Buffalo	5	2	0
8	Oct. 25	Buffalo	4	9	Boston	5	3	0
9	Oct. 28	N. Y. Islanders	2	5	Buffalo	6	3	0
10	Oct. 31	California	2	3	Buffalo	7	3	0
11	Nov. 4	Montreal	1	1	Buffalo	7	3	1
12	Nov. 6	Buffalo	2	3	Vancouver	7	4	1
13	Nov. 9	Buffalo	3	6	California	7	5	1
14	Nov. 10	Buffalo	5	3	Los Angeles	8	5	1
15	Nov. 14	Buffalo	3	1	Atlanta	9	5	1
16	Nov. 16	Buffalo	5	8	Montreal	9	6	1
17	Nov. 18	California	2	0	Buffalo	9	7	1
18	Nov. 21	Buffalo	2	3	Atlanta	9	8	1
19	Nov. 22	N. Y. Rangers	7	6	Buffalo	9	9	1
20	Nov. 25	Atlanta	4	3	Buffalo	9	10	1
21	Nov. 29	Los Angeles	1	2	Buffalo	10	10	1
22	Dec. 1	Buffalo	4	1	Detroit	11	10	1
23	Dec. 2	Detroit	1	6	Buffalo	12	10	1
24	Dec. 6	N. Y. Rangers	4	8	Buffalo	13	10	1
25	Dec. 8	Buffalo	2	5	Boston	13	11	1
26	Dec. 9	Toronto	2	5	Buffalo	14	11	1
27	Dec. 12	Buffalo	1	1	N. Y. Rangers	14	11	2
28	Dec. 15	Buffalo	3	4	Minnesota	14	12	2
29	Dec. 16	St. Louis	5	2	Buffalo	14	13	2
30	Dec. 19	Buffalo	2	2	Chicago	14	13	3
31	Dec. 20	Montreal	2	2	Buffalo	14	13	4
32	Dec. 22	Buffalo	1	7	Montreal	14	14	4
33	Dec. 23	Pittsburgh	2	3	Buffalo	15	14	4
34	Dec. 27	Detroit	1	3	Buffalo	16	14	4
35	Dec. 30	Philadelphia	5	4	Buffalo	16	15	4
36	Dec. 31	Buffalo	6	5	Detroit	17	15	4
37	Jan. 3	Pittsburgh	1	6	Buffalo	18	15	4
38	Jan. 5	Buffalo	2	5	Pittsburgh	18	16	4
39	Jan. 6	Vancouver	3	6	Buffalo	19	16	4

Game No.	Date	Visiting Team	Score		Home Team	W L T		
40	Jan. 9	Buffalo	0	3	Atlanta	19	17	4
41	Jan. 10	N. Y. Rangers	2	7	Buffalo	20	17	4
42	Jan. 12	Buffalo	2	5	Pittsburgh	20	18	4
43	Jan. 13	St. Louis	0	1	Buffalo	21	18	4
44	Jan. 17	Buffalo	2	7	Philadelphia	21	19	4
45	Jan. 19	Buffalo	2	2	N. Y. Islanders	21	19	5
46	Jan. 20	California	4	6	Buffalo	22	19	5
47	Jan. 24	Montreal	4	1	Buffalo	22	20	5
48	Jan. 27	Vancouver	3	2	Buffalo	22	21	5
49	Jan. 31	Buffalo	3	4	Philadelphia	22	22	5
50	Feb. 2	Buffalo	1	6	St. Louis	22	23	5
51	Feb. 3	Toronto	3	3	Buffalo	22	23	6
52	Feb. 6	Buffalo	1	5	Los Angeles	22	24	6
53	Feb. 8	Buffalo	7	2	California	23	24	6
54	Feb. 10	Buffalo	2	5	Vancouver	23	25	6
55	Feb. 14	Los Angeles	2	4	Buffalo	24	25	6
56	Feb. 17	Detroit	1	2	Buffalo	25	25	6
57	Feb. 20	Buffalo	2	4	Toronto	25	26	6
58	Feb. 21	Atlanta	4	4	Buffalo	25	26	7
59	Feb. 24	Boston	2	3	Buffalo	26	26	7
60	Feb. 28	Chicago	2	2	Buffalo	26	26	8
61	Mar. 2	Buffalo	2	4	Philadelphia	26	27	8
62	Mar. 3	N. Y. Islanders	3	4	Buffalo	27	27	8
63	Mar. 6	Buffalo	4	4	Minnesota	27	27	9
64	Mar. 8	Buffalo	4	2	Vancouver	28	27	9
65	Mar. 10	Philadelphia	4	3	Buffalo	28	28	9
66	Mar. 12	Buffalo	0	4	Boston	28	29	9
67	Mar. 14	Boston	4	3	Buffalo	28	30	9
68	Mar. 16	Buffalo	2	2	St. Louis	28	30	10
69	Mar. 17	Minnesota	2	5	Buffalo	29	30	10
70	Mar. 20	Buffalo	3	2	Chicago	30	30	10
71	Mar. 23	Buffalo	1	1	N. Y. Islanders	30	30	11
72	Mar. 24	Buffalo	3	5	N. Y. Rangers	30	31	11
73	Mar. 27	Buffalo	1	3	Detroit	30	32	11
74	Mar. 28	Chicago	2	2	Buffalo	30	32	12
75	Mar. 31	Minnesota	1	6	Buffalo	31	32	12
76	Apr. 4	Buffalo	2	4	Pittsburgh	31	33	12
77	Apr. 6	Buffalo	1	3	Toronto	31	34	12
78	Apr. 7	St. Louis	2	5	Buffalo	32	34	12

1973-74 FINAL NHL STANDINGS

EAST DIVISION		GP	W	L	T	GF	GA	PTS
Boston	78	52	17	9	349	221	113	
Montreal	78	45	24	9	293	240	99	
N. Y. Rangers	78	40	24	14	300	251	94	
Toronto	78	35	27	16	274	230	86	
BUFFALO	78	32	34	12	242	250	76	
Detroit	78	29	39	10	255	319	68	
Vancouver	78	24	43	11	224	296	59	
N. Y. Islanders	78	19	41	18	182	247	56	
WEST DIVISION		GP	W	L	T	GF	GA	PTS
Philadelphia	78	50	16	12	273	164	112	
Chicago	78	41	14	23	272	164	105	
Los Angeles	78	33	33	12	233	231	78	
Atlanta	78	30	34	14	214	238	74	
Pittsburgh	78	28	41	9	242	273	65	
St. Louis	78	26	40	12	206	248	64	
Minnesota	78	23	38	17	235	275	63	
California	78	13	55	10	195	342	36	

BUFFALO SABRES' 1973-74 RECORD BY MONTH

Over-all	GP	W	L	T	GF	GA	PTS
October	10	7	3	0	36	33	14
November	11	3	7	1	32	39	7
December	15	7	5	3	52	47	17
January	13	5	7	1	40	43	11
February	11	4	4	3	31	36	11
March	15	5	6	4	43	43	14
April	3	1	2	0	8	9	2
Season Totals	78	32	34	12	242	250	76
At Home	GP	W	L	T	GF	GA	PTS
October	6	5	1	0	22	13	10
November	5	1	3	1	12	15	3
December	8	5	2	1	33	22	11
January	7	5	2	0	29	17	10
February	6	3	0	3	18	14	9
March	6	3	2	1	23	16	7
April	1	1	0	0	5	2	2
Home Totals	39	23	10	6	142	99	52
On Road	GP	W	L	T	GF	GA	PTS
October	4	2	2	0	14	20	4
November	6	2	4	0	20	24	4
December	7	2	3	2	19	25	6
January	6	0	5	1	11	26	1
February	5	1	4	0	13	22	2
March	9	2	4	3	20	27	7
April	2	0	2	0	3	7	0
Road Totals	39	9	24	6	100	151	24

BUFFALO VS ATLANTA

	GP	W	L	T	GF	GA	Pts.
Buffalo	5	1	3	1	12	15	3
Atlanta	5	3	1	1	15	12	7

At Buffalo (0-1-1)

Nov. 25 — Atlanta	4	Buffalo	3
Feb. 21 — Buffalo	4	Atlanta	4

At Atlanta (1-2-0)

Nov. 14 — Buffalo	3	Atlanta	1
Nov. 21 — Atlanta	3	Buffalo	2
Jan. 9 — Atlanta	3	Buffalo	0

Goals By Period

	1	2	3	Tot.
Buffalo	4	5	3	12
Atlanta	7	4	4	15

Shots On Goal

	1	2	3	Tot.
Buffalo	57	50	46	153
Atlanta	51	52	40	143

INDIVIDUAL SCORING

Buffalo	G	A	Pts.	Atlanta	G	A	Pts.
Luce	3	2	5	Comeau	3	3	6
Meehan	3	1	4	Richard	4	1	5
Rombough	2	0	2	Bennett	2	2	4
Carriere	1	1	2	Romanchych	1	2	3
Dudley	1	1	2	Lysiak	0	3	3
Gratton	1	1	2	McCreary	0	3	3
Lorentz	0	2	2	Rochefort	0	3	3
Robert	0	2	2	Stewart	2	0	2
Robitaille	0	2	2	Quinn	0	2	2
Ramsay	1	0	1	Leiter	1	0	1
Atkinson	0	1	1	Manery	1	0	1
Martin	0	1	1	McDonough	1	0	1
				Brown	0	1	1
				Morrison	0	1	1
				Price	0	1	1
				Vail	0	1	1
Totals	12	14	26	Totals	15	23	38

GOALTENDERS

Buffalo	GP	Min.	GA	SO	Avg.	Atlanta	GP	Min.	GA	SO	Avg.
Farr (0-1-1)	2	106	4	0	2.28	*Bouchard (3-1-1)	5	300	11	1	2.20
Dryden (1-2-0)	3	180	8	0	2.67						
Bromley (0-0-0)	1	14	3	0	12.00						
Totals	5	300	15	0	3.00	Totals	5	300	11	0	2.20

*One empty net goal against.

BUFFALO VS BOSTON

	GP	W	L	T	GF	GA	Pts.
Buffalo	5	1	4	0	12	24	2
Boston	5	4	1	0	24	12	8

At-Buffalo (1-1-0)

Feb. 24 — Buffalo	4	Boston	2
Mar. 14 — Boston	4	Buffalo	3

Goals By Period

	1	2	3	Tot.
Buffalo	6	4	2	12
Boston	6	9	9	24

INDIVIDUAL SCORING

Buffalo	G	A	Pts.
Martin	2	3	5
Robert	1	4	5
Luce	2	2	4
Meehan	2	0	2
Gratton	1	1	2
Perreault	1	1	2
Lorentz	1	1	2
Schoenfeld	0	2	2
Spencer	1	0	1
Ramsay	1	0	1
Mickey	0	1	1
Korab	0	1	1
Atkinson	0	1	1
Carriere	0	1	1
Totals	12	18	30

GOALTENDERS

Buffalo	GP	Min.	GA	SO	Avg.
Dryden (1-2-0)	4	205	15	0	4.38
Bromley (0-2-0)	2	95	9	0	5.70
Totals	5	300	24	0	4.80

At Boston (3-0-0)

Oct. 25 — Boston	9	Buffalo	4
Dec. 8 — Boston	5	Buffalo	2
Mar. 12 — Boston	4	Buffalo	0

Shots On Goal

	1	2	3	Tot.
Buffalo	39	54	52	145
Boston	61	49	50	160

Boston	G	A	Pts.
Esposito	7	3	10
Orr	3	3	6
Marcotte	2	4	6
Cashman	1	5	6
Bucyk	3	2	5
Savard	2	3	5
Hodge	2	2	4
Oddleifson	2	1	3
O'Reilly	1	1	2
Sheppard	0	2	2
Smith	0	2	2
Vadnais	0	2	2
Leduc	1	0	1
Totals	24	30	54

Boston	GP	Min.	GA	SO	Avg.
Gilbert (4-1-0)	5	300	12	1	2.40
Totals	5	300	12	1	2.40

BUFFALO VS CALIFORNIA

	GP	W	L	T	GF	GA	Pts.
Buffalo	5	3	2	0	19	16	6
California	5	2	3	0	16	19	4

At Buffalo (2-1-0)

Oct. 31 — Buffalo	3	Calif.	2
Nov. 18 — Calif.	2	Buffalo	0
Jan. 20 — Buffalo	6	Calif.	4

At California (1-1-0)

Nov. 9 — Calif.	6	Buffalo	3
Feb. 8 — Buffalo	7	Calif.	2

Goals By Period

	1	2	3	Tot.
Buffalo	4	8	7	19
California	4	6	6	16

Shots On Goal

	1	2	3	Tot.
Buffalo	39	53	60	152
California	36	53	30	119

INDIVIDUAL SCORING

Buffalo	G	A	Pts.
Martin	6	3	9
Perreault	2	5	7
Robert	2	4	6
Carriere	1	5	6
Atkinson	2	0	2
Korab	1	1	2
Lorentz	1	1	2
Luce	1	1	2
Meehan	1	1	2
Ramsay	1	1	2
Pratt	0	2	2
Robitaille	0	2	2
Lemieux	1	0	1
Busniuk	0	1	1
Dudley	0	1	1
Rombough	0	1	1
Terbenche	0	1	1
Wyrozub	0	1	1
Totals	19	31	50

California	G	A	Pts.
J. Johnston	2	7	9
Leach	3	2	5
McKechnie	1	3	4
Boldirev	3	0	3
Graves	2	1	3
Gilbertson	1	2	3
M. Johnston	0	3	3
Croteau	1	1	2
McAnneeley	1	1	2
Murray	0	2	2
Patrick	0	2	2
Weir	0	2	2
Huston	1	0	1
Laframboise	1	0	1
Kessell	0	1	1
Mott	0	1	1
Stewart	0	1	1
Totals	16	29	45

GOALTENDERS

Buffalo	GP	Min.	GA	SO	Avg.
Crozier (0-1-0)	1	60	2	0	2.00
Farr (1-0-0)	1	60	2	0	2.00
*Dryden (2-1-0)	3	180	11	0	3.67
Totals	5	300	16	0	3.20

California	GP	Min.	GA	SO	Avg.
Edwards (0-1-0)	1	60	3	0	3.00
Meloche (2-2-0)	4	240	16	1	4.00
Totals	5	300	19	1	3.80

*One empty net goal against.

BUFFALO VS CHICAGO

	GP	W	L	T	GF	GA	Pts.
Buffalo	5	2	0	3	12	9	7
Chicago	5	0	2	3	9	12	3

At Buffalo (1-0-2)

Oct. 24 — Buffalo	3	Chicago	1
Feb. 28 — Buffalo	2	Chicago	2
Mar. 28 — Buffalo	2	Chicago	2

At Chicago (1-0-1)

Dec. 19 — Buffalo	2	Chicago	2
Mar. 20 — Buffalo	3	Chicago	2

Goals By Period

	1	2	3	Tot.
Buffalo	4	2	6	12
Chicago	3	5	1	9

Shots On Goal

	1	2	3	Tot.
Buffalo	58	60	64	182
Chicago	49	38	28	115

INDIVIDUAL SCORING

Buffalo	G	A	Pts.
R. Martin	2	3	5
Perreault	3	1	4
Robert	1	3	4
Korab	1	2	3
Dudley	1	1	2
Meehan	0	2	2
Carriere	1	0	1
McNab	1	0	1
Mickey	1	0	1
Ramsay	1	0	1
Gould	0	1	1
Gratton	0	1	1
Lorentz	0	1	1
Luce	0	1	1
Robitaille	0	1	1
Rombough	0	1	1
Schoenfeld	0	1	1
Terbenche	0	1	1
Totals	12	20	32

GOALTENDERS

Buffalo	GP	Min.	GA	SO	Avg.
Dryden (2-0-2)	4	240	7	0	1.75
Bromley (0-0-1)	1	60	2	0	2.00
Totals	5	300	9	0	1.80

Chicago	G	A	Pts.
P. Martin	1	3	4
Pappin	1	3	4
Mikita	2	1	3
Hull	0	3	3
Russell	1	1	2
Frig	1	0	1
Kryskow	1	0	1
Rota	1	0	1
Tallon	1	0	1
Gagnon	0	1	1
Jarrett	0	1	1
Magnuson	0	1	1
Maki	0	1	1
Powis	0	1	1
Redmond	0	1	1
White	0	1	1
Totals	9	18	27

Chicago	GP	Min.	GA	SO	Avg.
Esposito (0-2-3)	5	300	12	0	2.40
Totals	5	300	12	0	2.40

BUFFALO VS DETROIT

	GP	W	L	T	GF	GA	Pts.
Buffalo	6	5	1	0	22	12	10
Detroit	6	1	5	0	12	22	2

At Buffalo (3-0-0)

Dec. 2 — Buffalo	6	Detroit	1
Dec. 27 — Buffalo	3	Detroit	1
Feb. 17 — Buffalo	2	Detroit	1

At Detroit (2-1-0)

Nov. 31 — Buffalo	4	Detroit	1
Dec. 31 — Buffalo	6	Detroit	5
Mar. 27 — Detroit	3	Buffalo	1

Goals By Period

	1	2	3	Tot.
Buffalo	8	8	6	22
Detroit	3	5	4	12

Shots On Goal

	1	2	3	Tot.
Buffalo	72	65	65	202
Detroit	43	62	68	173

INDIVIDUAL SCORING

Buffalo	G	A	Pts.
Luce	4	4	8
Ramsay	1	6	7
Lorentz	5	1	6
Martin	3	3	6
McNab	1	4	5
Robert	1	3	4
Dudley	2	1	3
Meehan	2	1	3
Carriere	1	2	3
Perreault	1	2	3
Atkinson	0	3	3
Terbenche	1	1	2
Korab	0	2	2
Pratt	0	1	1
Robitaille	0	1	1
Rombough	0	1	1
Totals	22	36	58

Detroit	G	A	Pts.
Charron	3	3	6
Libett	2	2	4
Collins	0	3	3
Redmond	2	0	2
Dionne	1	1	2
Hogaboam	1	1	2
Lynch	1	1	2
Bailey	0	2	2
Berenson	1	0	1
Debenedet	1	0	1
Hamel	0	1	1
Hughes	0	1	1
Johnston	0	1	1
Roberts	0	1	1
Stackhouse	0	1	1
Totals	12	18	30

GOALTENDERS

Buffalo	GP	Min.	GA	SO	Avg.
Crozier (2-0-0)	2	120	2	0	1.00
Bromley (1-1-0)	2	120	4	0	2.00
Dryden (2-0-0)	2	120	6	0	3.00
Totals	6	360	12	0	2.00

Detroit	GP	Min.	GA	SO	Avg.
Rutherford (1-1-0)	2	120	3	0	1.50
Grant (0-0-0)	1	40	2	0	3.00
McKenzie (0-2-0)	2	120	9	0	4.50
Richardson (0-2-0)	2	80	8	0	6.15
Totals	6	360	22	0	3.67

BUFFALO VS LOS ANGELES

	GP	W	L	T	GF	GA	Pts.
Buffalo	5	4	1	0	18	13	8
Los Angeles	5	1	4	0	13	18	2

At Buffalo (3-0-0)

Oct. 18 — Buffalo	6	L.A.	2
Nov. 29 — Buffalo	2	L.A.	1
Feb. 14 — Buffalo	4	L.A.	2

At Los Angeles (1-1-0)

Nov. 10 — Buffalo	5	L.A.	3
Feb. 6 — L.A.	5	Buffalo	1

Goals By Period

	1	2	3	Tot.
Buffalo	4	5	9	18
Los Angeles	4	3	6	13

Shots On Goal

	1	2	3	Tot.
Buffalo	48	53	58	159
Los Angeles	34	43	57	134

INDIVIDUAL SCORING

Buffalo	G	A	Pts.
Robert	4	2	6
Ramsay	3	3	6
Martin	1	5	6
Luce	1	3	4
Perreault	1	3	4
Lorentz	2	1	3
Meehan	1	2	3
Gratton	2	0	2
Rombough	1	1	2
Carriere	0	2	2
Pratt	0	2	2
Atkinson	1	0	1
Gould	1	0	1
Busniuk	0	1	1
Terbenche	0	1	1
Totals	18	26	44

Los Angeles	G	A	Pts.
Goring	1	3	4
Nevin	0	4	4
Berry	2	1	3
Maloney	2	1	3
Williams	2	1	3
Murdoch	1	2	3
St. Marseille	1	2	3
Widing	1	1	2
Corrigan	0	2	2
Harper	0	2	2
Kozak	2	0	2
Rota	1	0	1
Brown	0	1	1
Kannegiesser	0	1	1
Lesuk	0	1	1
Murphy	0	1	1
Venasky	0	1	1
Totals	13	24	37

GOALTENDERS

Buffalo	GP	Min.	GA	SO	Avg.
Crozier (1-0-0)	1	60	1	0	1.00
Farr (1-0-0)	2	84	3	0	2.14
Dryden (2-1-0)	3	156	9	0	3.46
Totals	5	300	13	0	2.60

*Two empty net goals against.

Los Angeles	GP	Min.	GA	SO	Avg.
*Vachon (1-3-0)	4	240	10	0	2.50
Edwards (0-1-0)	1	60	6	0	6.00
Totals	5	300	18	0	3.60

BUFFALO VS MINNESOTA

	GP	W	L	T	GF	GA	Pts.
Buffalo	5	3	1	1	22	14	7
Minnesota	5	1	3	1	14	22	3

At Buffalo (2-0-0)

Mar. 17 — Buffalo	5	Minn.	2
Mar. 31 — Buffalo	6	Minn.	1

At Minnesota (1-1-1)

Oct. 13 — Buffalo	4	Minn.	3
Dec. 15 — Minn.	4	Buffalo	3
Mar. 6 — Buffalo	4	Minn.	4

Goals By Period

	1	2	3	Tot.
Buffalo	12	4	6	22
Minnesota	3	7	4	14

Shots On Goal

	1	2	3	Tot.
Buffalo	68	67	48	183
Minnesota	59	51	51	161

INDIVIDUAL SCORING

Buffalo	G	A	Pts.
Martin	6	2	8
Ramsay	3	3	6
Lorentz	1	5	6
Luce	1	5	6
Meehan	1	4	5
Robert	1	3	4
Perreault	1	2	3
Dudley	1	1	2
Mickey	1	1	2
Terbenche	1	1	2
Atkinson	0	2	2
Gould	1	0	1
Korab	1	0	1
McNab	1	0	1
Rombough	1	0	1
Spencer	1	0	1
Carriere	0	1	1
Gratton	0	1	1
Hajt	0	1	1
Robitaille	0	1	1
Schoenfeld	0	1	1
Totals	22	34	56

Minnesota	G	A	Pts.
Drouin	2	3	5
Nanne	1	4	5
Stanfield	1	4	5
Goldsworthy	3	1	4
Parise	2	2	4
Hextall	1	2	3
Oliver	2	0	2
O'Brien	1	1	2
Gibbs	1	0	1
Barrett	0	1	1
Bergman	0	1	1
Featherstone	0	1	1
Grant	0	1	1
Harvey	0	1	1
Reid	0	1	1
Totals	14	23	37

GOALTENDERS

Buffalo	GP	Min.	GA	SO	Avg.
Bromley (1-0-0)	1	60	2	0	2.00
Dryden (2-0-1)	3	180	8	0	2.67
Crozier (0-1-0)	1	60	4	0	4.00
Totals	5	300	14	0	2.80

Minnesota	GP	Min.	GA	SO	Avg.
Maniago (1-0-1)	2	120	7	0	3.50
Rivard (0-0-0)	1	40	3	0	4.48
Worsley (0-3-0)	3	140	12	0	5.15
Totals	5	300	22	0	4.40

BUFFALO VS NEW YORK ISLANDERS

	GP	W	L	T	GF	GA	Pts.
Buffalo	5	3	0	2	14	9	8
New York Islanders	5	0	3	2	9	14	2

At Buffalo (2-0-0)

Oct. 28 — Buffalo	5	N. Y. I.	2
Mar. 3 — Buffalo	4	N. Y. I.	3

At New York (1-0-2)

Oct. 20 — Buffalo	2	N. Y. I.	1
Jan. 19 — Buffalo	2	N. Y. I.	2
Mar. 23 — Buffalo	1	N. Y. I.	1

Goals By Period

	1	2	3	Tot.
Buffalo	4	5	5	14
N. Y. I.	5	1	3	9

Shots On Goal

	1	2	3	Tot.
Buffalo	58	55	47	160
N. Y. I.	44	39	34	117

INDIVIDUAL SCORING

Buffalo	G	A	Pts.
Luce	3	2	5
Martin	2	3	5
Meehan	2	2	4
Lorentz	1	3	4
Robert	0	4	4
Perreault	3	0	3
Gould	2	0	2
Ramsay	1	1	2
Carriere	0	2	2
Pratt	0	2	2
Dudley	0	1	1
Horton	0	1	1
Spencer	0	1	1
Terbenche	0	1	1
Totals	14	23	37

N. Y. Islanders	G	A	Pts.
Harris	4	1	5
Westfall	0	4	4
Nystrom	1	1	2
D. Potvin	1	1	2
Gagnon	0	2	2
Henning	1	0	1
MacMillan	1	0	1
St. Laurent	1	0	1
Hicke	0	1	1
Howatt	0	1	1
Hudson	0	1	1
Lewis	0	1	1
Marshall	0	1	1
Totals	9	14	23

GOALTENDERS

Buffalo	GP	Min.	GA	SO	Avg.
Bromley (0-0-1)	1	60	1	0	1.00
Dryden (3-0-1)	4	240	8	0	8.00
Totals	5	300	9	0	1.80

New York	GP	Min.	GA	SO	Avg.
Desjardins (0-0-1)	1	60	2	0	2.00
*Smith (0-3-1)	4	240	11	0	2.75
Totals	5	300	14	0	2.80

*One empty net goal against.

BUFFALO VS PHILADELPHIA

Pts.		GP	W	L	T	GF	GA	Pts.
5	Buffalo	5	0	5	0	14	24	0
5	Philadelphia	5	5	0	0	24	14	10

At Buffalo (0-2-0)

Dec. 30 — Phila.	5	Buffalo	4
Mar. 10 — Phila.	4	Buffalo	3

At Philadelphia (0-3-0)

Jan. 17 — Phila.	7	Buffalo	2
Jan. 31 — Phila.	4	Buffalo	3
Mar. 2 — Phila.	4	Buffalo	2

Goals By Period

	1	2	3	Tot.
Buffalo	5	4	5	14
Philadelphia	7	9	8	24

Shots On Goal

	1	2	3	Tot.
Buffalo	57	45	49	151
Philadelphia	49	61	49	159

INDIVIDUAL SCORING

Pts.	Buffalo	G	A	Pts.	Philadelphia	G	A	Pts.
8	Martin	4	2	6	Clarke	4	4	8
6	Perreault	1	5	6	Kindrachuk	3	3	6
5	Robert	1	3	4	Lonsberry	2	4	6
4	Ramsay	1	2	3	Barber	2	3	5
4	Lorentz	1	1	2	Dornhoefer	1	4	5
4	Robitaille	1	1	2	Crisp	2	1	3
4	Schoenfeld	1	1	2	Flett	2	1	3
3	Gratton	0	2	2	Schultz	2	1	3
3	Dudley	1	0	1	Dupont	1	2	3
2	Luce	1	0	1	MacLeish	2	0	2
2	Meehan	1	0	1	Ashbee	1	1	2
2	Mickey	1	0	1	Clement	1	1	2
2	Rombough	0	1	1	Jim Watson	0	2	2
1					Bladon	1	0	1
1					Parent	0	1	1
					Saleski	0	1	1
					Joe Watson	0	1	1
51	Totals	14	18	32	Totals	24	30	54

GOALTENDERS

	Buffalo	GP	Min.	GA	SO	Avg.	Phila.	GP	Min.	GA	SO	Avg.
0 1.50	Farr (0-1-0)	2	90	5	0	3.33	Parent (5-0-0)	5	300	14	0	2.89
0 6.27	Dryden (0-3-0)	4	190	17	0	5.36						
0 5.00	Bromley (0-1-0)	1	20	2	0	6.00						
	Totals	5	300	24	0	4.80	Totals	5	300	14	0	2.80

BUFFALO VS PITTSBURGH

	GP	W	L	T	GF	GA	Pts.
Buffalo	5	2	3	0	15	17	4
Pittsburgh	5	3	2	0	17	15	6

At Buffalo (2-0-0)

Dec. 23 — Buffalo	3	Pitts.	2
Jan. 3 — Buffalo	6	Pitts.	1

At Pittsburgh (0-3-0)

Jan. 5 — Pitts.	5	Buffalo	2
Jan. 12 — Pitts.	5	Buffalo	2
Apr. 4 — Pitts.	4	Buffalo	2

Goals By Period

	1	2	3	Tot.
Buffalo	9	4	2	15
Pittsburgh	3	9	5	17

Shots On Goal

	1	2	3	Tot.
Buffalo	48	37	55	140
Pittsburgh	47	74	47	168

INDIVIDUAL SCORING

Buffalo	G	A	Pts.
Perreault	2	4	6
Robert	1	5	6
Ramsay	4	1	5
Martin	4	0	4
Lorentz	1	3	4
Luce	0	4	4
Korab	1	2	3
Meehan	1	1	2
Dudley	1	0	1
Atkinson	0	1	1
Carriere	0	1	1
Gratton	0	1	1
Robitaille	0	1	1
Spencer	0	1	1
Terbenche	0	1	1
Totals	15	26	41

Pittsburgh	G	A	Pts.
Pronovost	1	5	6
Schock	1	5	6
MacDonald	3	2	5
Apps	2	2	4
Lukowich	2	2	4
Beverley	2	1	3
Bianchin	2	1	3
Lalonde	2	1	3
Polis	2	0	2
Durbano	0	2	2
McManama	0	2	2
Paradise	0	2	2
Arnason	0	1	1
Burrows	0	1	1
McDonough	0	1	1
Snell	0	1	1
Totals	17	29	46

GOALTENDERS

Buffalo	GP	Min.	GA	SO	Avg.
*Dryden (2-3-0)	5	300	16	0	3.20
**Farr	1	(only played 23 secs.)			
Totals	5	300	17	0	3.40

*One empty net goal against.

**Dryden was replaced only briefly by Farr so he could correct a contact lens problem.

BUFFALO VS ST. LOUIS

	GP	W	L	T	GF	GA	Pts.
Buffalo	5	2	2	1	11	15	5
St. Louis	5	2	2	1	15	11	5

At Buffalo (2-1-0)

Dec. 16 — St. Louis	5	Buffalo	2
Jan. 13 — Buffalo	1	St. Louis	0
Apr. 7 — Buffalo	5	St. Louis	2

At St. Louis (0-1-1)

Feb. 2 — St. Louis	6	Buffalo	1
Mar. 16 — Buffalo	2	St. Louis	2

Goals By Period

	1	2	3	Tot.
Buffalo	2	2	7	11
St. Louis	2	6	7	15

Shots On Goal

	1	2	3	Tot.
Buffalo	51	36	61	148
St. Louis	39	47	38	124

INDIVIDUAL SCORING

Buffalo	G	A	Pts.
Martin	5	0	5
Perreault	1	3	4
Luce	1	2	3
Gratton	1	1	2
Lorentz	1	1	2
Carriere	0	2	2
Robitaille	0	2	2
Atkinson	1	0	1
Spencer	1	0	1
Hajt	0	1	1
Horton	0	1	1
Korab	0	1	1
McNab	0	1	1
Meehan	0	1	1
Mickey	0	1	1
Schoenfeld	0	1	1
Terbenche	0	1	1
Totals	11	19	30

St. Louis	G	A	Pts.
Plante	2	3	5
Sather	2	2	4
Merrick	1	3	4
B. Plager	1	2	3
Angotti	2	0	2
Evans	1	1	2
Giroux	1	1	2
Harbaruk	1	1	2
R. Plager	1	1	2
Williams	1	1	2
Wright	1	1	2
Thomson	0	2	2
Unger	0	2	2
Bailey	1	0	1
Collyard	0	1	1
Kelly	0	1	1
Polis	0	1	1
Sabourin	0	1	1
Totals	15	24	39

GOALTENDERS

Buffalo	GP	Min.	GA	SO	Avg.
Dryden (2-1-0)	3	160	5	1	1.67
Bromley (0-0-1)	1	60	2	0	2.00
Crozier (0-1-0)	1	60	5	0	5.00
Farr (0-0-0)	1	20	3	0	9.00
Totals	5	300	15	1	3.00

St. Louis	GP	Min.	GA	SO	Avg.
Stephenson (2-2-1)	5	300	11	0	2.20
Totals	5	300	11	0	2.20

BUFFALO VS VANCOUVER

Pts.		GP	W	L	T	GF	GA	Pts.
5	Buffalo	6	2	4	0	17	19	4
7	Vancouver	6	4	2	0	19	17	8

At Buffalo (1-2-0)

Oct. 14	— Van.	3	Buffalo	1
Jan. 7	— Buffalo	6	Van.	3
Jan. 27	— Van.	3	Buffalo	2

At Vancouver (1-2-0)

Nov. 6	— Van.	3	Buffalo	2
Feb. 10	— Van.	5	Buffalo	2
Mar. 8	— Buffalo	4	Van.	2

Goals By Period

	1	2	3	Tot.
Buffalo	7	6	4	17
Vancouver	3	7	9	19

Shots On Goal

	1	2	3	Tot.
Buffalo	61	61	56	178
Vancouver	42	60	61	163

INDIVIDUAL SCORING

Pts.	Buffalo	G	A	Pts.	Vancouver	G	A	Pts.
9	Martin	5	3	8	Ververgaert	3	3	6
8	Robert	3	2	5	O'Flaherty	2	4	6
6	Lorentz	3	1	4	Lever	4	0	4
6	Korab	1	2	3	Kurtenbach	3	1	4
4	Perreault	0	3	3	Wilkins	0	4	4
4	Atkinson	1	1	2	Guevremont	1	2	3
3	Dudley	1	1	2	Lemieux	1	2	3
3	Luce	1	1	2	Dailey	2	0	2
3	Ramsay	1	1	2	Dunn	1	1	2
2	Robitaille	1	1	2	Lalonde	1	1	2
2	Meehan	0	2	2	Schmautz	1	1	2
2	Terbenche	0	2	2	Boudrias	0	2	2
2	Carriere	0	1	1	Gould	0	2	2
1	McNab	0	1	1	Kearns	0	2	2
1	Mickey	0	1	1	Boddy	0	1	1
1	Rombough	0	1	1	Bordeleau	0	1	1
					McSheffrey	0	1	1
					Pratt	0	1	1
					Tannahill	0	1	1
					Wright	0	1	1
58	Totals	17	24	41	Totals	19	31	50

GOALTENDERS

Buffalo	GP	Min.	GA	SO	Avg.	Vancouver	GP	Min.	GA	SO	Avg.
Bromley (1-0-0)	1	60	2	0	2.00	Dyck (1-0-0)	1	60	2	0	2.00
Dryden (1-3-0)	4	240	12	0	3.00	Smith (3-2-0)	5	260	12	0	2.77
Farr (0-1-0)	1	60	5	0	5.00	Caron (0-0-0)	1	40	3	0	4.50
Totals	6	360	19	0	3.17	Totals	6	360	17	0	2.83

POWER PLAY GOALS SCORED BY SABRES (48)

N. Y. ISLANDERS . . . 6	BOSTON 3	ST. LOUIS 3
Perreault 3	Lorentz 1	Gratton 1
Lorentz 1	Luce 1	Martin 1
Martin 1	Meehan 1	Spencer 1
Meehan 1		
VANCOUVER 6	CALIFORNIA 3	TORONTO 3
Lorentz 2	Lorentz 1	Martin 2
Martin 2	Perreault 1	Meehan 1
Korab 1	Robert 1	
Robitaille 1		
PHILADELPHIA 5	DETROIT 3	CHICAGO 2
Meehan 1	Lorentz 2	Carriere 1
Perreault 1	Carriere 1	Perreault 1
Ramsay 1		
Robert 1	LOS ANGELES 3	MONTREAL 2
Robitaille 1	Gratton 1	Carriere 1
	Lorentz 1	Meehan 1
	Luce 1	
N. Y. RANGERS 4	MINNESOTA 3	PITTSBURGH 2
Lorentz 2	Martin 2	Korab 1
Meehan 1	Lorentz 1	Lorentz 1
Robert 1		ATLANTA 0

POWER PLAY GOALS SCORED AGAINST SABRES (42)


N. Y. RANGERS 6	MINNESOTA 3	LOS ANGELES 2
Gilbert 3	Goldsworthy 2	Maloney 1
Hadfield 2	Stanfield 1	St. Marseille 1
Vickers 1		
PHILADELPHIA 6	MONTREAL 3	PITTSBURGH 2
Clarke 3	Cournoyer 1	Apps 1
Kindrachuk 2	Lemaire 1	Pronovost 1
Dornhoefer 1	Shutt 1	
TORONTO 5	ATLANTA 2	ST. LOUIS 2
Kehoe 2	McDonough 1	B. Plager 1
Sittler 2	Richard 1	Sather 1
Keon 1		
CALIFORNIA 3	BOSTON 2	VANCOUVER 2
Croteau 1	Esposito 1	Lever 1
J. Johnston 1	Hodge 1	Ververgaert 1
Leach 1		
	CHICAGO 2	DETROIT 1
	Mikita 1	Lynch 1
	Pappin 1	N. Y. ISLANDERS 1
		Harris 1

SHORT HANDED GOALS SCORED BY SABRES (5)

N. Y. ISLANDERS . . . 2	DETROIT 1	MINNESOTA 1
Luce 2	Luce 1	Ramsay 1
	LOS ANGELES 1	
	Ramsay 1	

SHORT HANDED GOALS SCORED AGAINST SABRES (12)

MONTREAL 3	BOSTON 1	PITTSBURGH 1
Laperriere 1	Esposito 1	Apps 1
P. Mahovlich 1		
Roberts 1	CHICAGO 1	ST. LOUIS 1
	Russell 1	R. Plager 1
PHILADELPHIA 3	N. Y. RANGERS 1	VANCOUVER 1
Barber 1	Tkaczuk 1	Lever 1
Clarke 1		
Crisp 1		



1973-74 HAT TRICKS SCORED BY SABRES

Dudley, Rick	vs. N. Y. Rangers	Dec. 6, 1973
Lorentz, Jim	at Detroit	Dec. 31, 1973
Martin, Richard	vs. California	Oct. 31, 1973
	vs. Pittsburgh	Jan. 3, 1974
	vs. Minnesota	Mar. 17, 1974
	vs. St. Louis	Apr. 7, 1974

1973-74 HAT TRICKS SCORED AGAINST SABRES

Cournoyer, Yvan	at Montreal	Dec. 22, 1973
Harris, Billy	N. Y. Islanders at Buffalo	Mar. 3, 1974

AWARDS AND TROPHIES

Most Valuable Player — Wilkinson Sword Awards—Chosen by team members, this award consists of an engraved full size sword and a \$500 check, presented by the Wilkinson Sword Division:

1973-74 — Don Luce
 1972-73 — Tim Horton
 1971-72 — Roger Crozier
 1970-71 — Gil Perreault



Most Improved Player — Wilkinson Sword Award—Also chosen by his teammates, the winner receives an engraved Wilkinson poniard:

1973-74 — Rick Dudley and Craig Ramsay
 1972-73 — Dave Dryden
 1971-72 — Don Luce
 1970-71 — Doug Barrie

The Charley Barton Silver Stick Award—Presented by the Buffalo Courier-Express in memory of the late hockey writer Charley Barton, to the player who best exemplifies Charley's love of the game:

1973-74 — Craig Ramsay
 1972-73 — Don Luce



Star of Stars Award—For consistent home performances as reflected in the Three Star selections:

1973-74 — Richard Martin
 1972-73 — Gil Perreault
 1971-72 — Roger Crozier


Buffalo Sabres' Booster Club Awards

Frank Eddolls Memorial Trophy—Named in honor of the former Buffalo Bison coach and NHL defenseman, presented to the Most Valuable Player, as selected by members of the club:

1973-74 — Richard Martin
 1972-73 — Tim Horton
 1971-72 — Roger Crozier
 1970-71 — Gil Perreault

Most Popular Player—Also voted by members of the club, receives a trophy:

1973-74 — Richard Martin
 1972-73 — Gil Perreault
 1971-72 — Roger Crozier
 1970-71 — Gil Perreault



Unsung Hero Trophy—Voted by club members to the player whose performance is far superior to the public recognition he has received:

- 1973-74 — Craig Ramsay
- 1972-73 — Jim Lorentz
- 1971-72 — Don Luce
- 1970-71 — Gerry Meehan

OTHER AWARDS

1973-74

- Member of Official NHL All-Star First Team—Richard Martin
- Member of Sporting News East Division All-Star Team—Richard Martin
- Member of NHL's East Division Team in All-Star Game—Richard Martin, Dave Dryden

Additional Selection to NHL's East Division Team in All-Star Game—Gil Perreault

1972-73

- Lady Byng Trophy: Gil Perreault
- Member of NHL's East Division Team in All-Star Game: Richard Martin, Rene Robert

1971-72

Member of NHL's East Division Team in All-Star Game: Richard Martin, Gil Perreault

- Hockey News Rookie of the Year: Richard Martin
- Sporting News East Division Rookie of the Year: Richard Martin

1970-71

- Calder Trophy: Gil Perreault
- Member of NHL's East Division Team in All-Star Game: Gil Perreault
- Sports Magazine Rookie of the Year in All of Pro Sport: Gil Perreault
- Sporting News East Division Rookie of the Year: Gil Perreault

FOUR YEARS IN THE NHL

Buffalo Versus	GP	W	L	T	GF	GA	PTS
Over-all							
Minnesota	22	13	6	3	80	62	29
Pittsburgh	22	9	4	9	65	59	27
Los Angeles	22	10	6	6	69	61	26
Vancouver	23	10	12	1	76	78	21
Detroit	23	9	12	2	77	79	20
N. Y. Islanders	11	8	0	3	43	18	19
California	22	7	10	5	63	69	19
St. Louis	22	7	11	4	46	75	18
Toronto	23	8	14	1	62	76	17
N. Y. Rangers	23	7	13	3	70	89	17
Chicago	22	6	11	5	53	67	17
Philadelphia	22	6	13	3	62	77	15
Boston	23	4	15	4	70	111	12
Montreal	22	2	12	8	49	92	12
Atlanta	10	3	4	3	34	36	9
Totals	312	109	143	60	919	1049	278
At Home	GP	W	L	T	GF	GA	PTS
Minnesota	11	9	1	1	44	22	19
Los Angeles	11	8	1	2	41	24	18
Vancouver	12	8	4	0	42	28	16
Pittsburgh	11	6	1	4	30	20	16
Detroit	11	7	3	1	42	31	15
Philadelphia	11	6	4	1	40	33	13
St. Louis	11	6	4	1	30	28	13
California	11	5	3	3	34	27	13
Chicago	11	4	4	3	33	30	11
Toronto	12	5	6	1	35	33	11
N. Y. Islanders	5	5	0	0	27	9	10
N. Y. Rangers	12	4	6	2	48	48	10
Boston	11	3	5	3	41	45	9
Montreal	11	2	4	5	22	30	9
Atlanta	5	2	2	1	24	21	5
Totals	156	80	48	28	533	429	188
On the Road	GP	W	L	T	GF	GA	PTS
Pittsburgh	11	3	3	5	35	39	11
Minnesota	11	4	5	2	36	40	10
N. Y. Islanders	6	3	0	3	16	9	9
Los Angeles	11	2	5	4	28	37	8
N. Y. Rangers	11	3	7	1	22	41	7
Toronto	11	3	8	0	27	43	6
California	11	2	7	2	29	45	6
Chicago	11	2	7	2	20	37	6
Vancouver	11	2	8	1	34	50	5
St. Louis	11	1	7	3	16	47	5
Detroit	12	2	9	1	35	48	5
Atlanta	5	1	2	2	10	12	4
Boston	12	1	10	1	29	66	3
Montreal	11	0	8	3	27	62	3
Philadelphia	11	0	9	2	22	44	2
Totals	156	29	95	32	386	620	90

SABRES' SCORING STORY

PLAYER	GP	G	A	PTS	PIM
PERREAULT, Gil	287	110	175	285	63
MARTIN, Richard	226	133	100	233	153
MEEHAN, Gerry	303	94	113	207	58
ROBERT, Rene	163	67	90	157	156
LORENTZ, Jim	189	60	80	140	70
LUCE, Don	231	55	63	118	114
ATKINSON, Steve	255	49	47	96	102
RAMSAY, Craig	211	37	53	90	15
GOYETTE, Phil	97	18	67	85	20
SHACK, Eddie	106	36	31	67	127
HAMILTON, Al	145	6	58	64	176
ROBITAILLE, Mike	167	8	45	53	122
MARSHALL, Don	62	20	29	49	6
HILLMAN, Larry	121	6	35	41	114
PRATT, Tracy	210	2	39	41	399
CARRIERE, Larry	117	8	32	40	155
HARRIS, Hugh	60	12	26	38	17
BARRIE, Doug	102	6	28	34	213
MICKEY, Larry	94	18	14	32	63
ANDREA, Paul	47	11	21	32	4
ANDERSON, Ron	111	14	16	30	63
GRATTON, Norm	77	12	17	29	28
KEENAN, Larry	66	9	20	29	8
SCHOENFELD, Jim	94	5	23	28	234
DUDLEY, Rick	73	13	14	27	78
DUFF, Dick	61	9	15	24	12
EVANS, Chris	61	6	18	24	98
O'SHEA, Kevin	93	10	13	23	52
HORTON, Tim	124	1	22	23	109
TERBENCHE, Paul	118	2	19	21	20
WATSON, Jim	144	4	15	19	248
WYROZUB, Randy	100	8	10	18	10
KORAB, Jerry	45	6	12	18	73
SMITH, Floyd	83	6	12	18	48
ROMBOUGH, Doug	51	8	9	17	27
LAWSON, Danny	78	10	6	16	15
BYERS, Mike	46	9	7	16	12
FLEMING, Reg	78	6	10	16	159
SCHMAUTZ, Cliff	26	5	7	12	10
KRAKE, Skip	74	4	5	9	68
McNAB, Peter	22	3	6	9	2
GOULD, John	40	5	3	8	2
TALBOT, Jean-Guy	57	0	7	7	36
SPENCER, Brian	13	3	2	5	4
DEADMARSH, Butch	56	2	2	4	39
ZAINE, Rod	24	2	1	3	4
BUSNIUK, Ron	6	0	3	3	13
McKAY, Ray	40	0	3	3	18
LEMIEUX, Real	11	1	1	2	4
HAJT, Bill	6	0	2	2	0
LACOMBE, Francois	1	0	1	1	2
BALL, Terry	12	0	1	1	6

PLAYER	GP	G	A	PTS	PIM
INGLIS, Billy	14	0	1	1	6
PERRY, Brian	1	0	0	0	0
LAGACE, Jean-Guy	3	0	0	0	2
RICHER, Bob	3	0	0	0	0
McDONALD, Brian	12	0	0	0	29
McMAHON, Mike	12	0	0	0	4
MYERS, Hap	13	0	0	0	6
NORIS, Joe	18	0	0	0	2

GOALTENDERS' GALLERY

PLAYER	GPI	MINS	GA	SO	EN	AVG	W	L	T
DRYDEN, Dave	120	6440	328	5	8	3.06	43	45	20
FARR, Rocky	12	509	28	0	2	3.30	2	5	1
BROMLEY, Gary	12	597	33	0	0	3.32	3	5	3
CROZIER, Roger	168	9100	509	6	11	3.36	49	72	28
DALEY, Joe	38	2073	128	1	2	3.70	12	16	8

WHAT DID THEY WEAR?

1973-74

1—Crozier; 2—Horton (A); 3—Robitaille; 4—Korab, Pratt (A); 5—Carriere; 6—Schoenfeld (A); 7—Martin; 8—Lorentz; 9—Gratton; 10—Ramsay; 11—Perreault (A); 12—Mickey; 14—Robert; 15—Meehan (Capt.); 16—Lemieux; 17—Dudley; 18—Terbenche; 19—Atkinson; 20—Luce (A); 21—Busniuk, Gould, Spencer; 22—Rombough; 23—Carriere, Noris; 24—Bromley, Hajt, McNab, Wyrozub; 27—Regan; 28—Bromley, Farr; 29—Bromley; 30—Dryden.

1972-73

1—Crozier; 2—Horton (A); 3—Robitaille; 4—Pratt (A); 5—Hillman; 6—Schoenfeld; 7—Martin, Robert; 8—Lorentz; 9—Deadmarsh, Martin, Gratton; 10—Ramsay; 11—Perreault (A); 12—Mickey; 14—Robert, Gratton; 15—Meehan (Capt.); 16—Wyrozub; 17—Dudley, Richer (A); 18—Terbenche; 19—Atkinson; 20—Luce; 21—Harris; 22—McKay, Rombough; 23—Carriere; 24—Gould, Busniuk; 28—Farr, Bromley; 30—Dryden.

1971-72

1—Crozier; 2—Watson; 3—Robitaille, Terbenche; 4—Pratt; 5—Hillman, Barrie; 6—Hamilton (A); 7—Martin; 8—Lorentz, Martin, Duff, Deadmarsh; 9—Lawson; 10—Goyette (A); 11—Perreault (A); 12—Byers; 14—Robert, Luce, Zaine; 15—Meehan (Capt.); 16—Anderson, Deadmarsh; 17—Smith; 18—O'Shea; 19—Atkinson; 20—Luce; 21—Ball, Mickey, Keenan; 22—McKay, Zaine; 23—Shack, Gould, Robert; 24—Evans, McKay; 25—Ramsay; 26—Wyrozub, Keenan; 28—Dryden; 30—Dryden.

1970-71

1—Crozier; 2—Watson; 3—Pratt (A); 4—McMahon; 5—Barrie; 6—Hamilton; 7—Schmautz; 8—Inglis; 9—Fleming; 10—Goyette; 11—Perreault (A); 12—Krake; 14—Wyrozub; 15—Meehan; 16—Anderson; 17—Smith (Capt.); 18—O'Shea; 19—Atkinson, Lacombe, Perry; 20—Duff, McDonald; 21—Andrea, Lagace; 22—Marshall (A); 23—Shack, Terbenche; 24—Talbot, Deadmarsh; 25—Myers, Perry; 26—Keenan; 28—Dryden, Ball; 30—Daley, Dryden.

BUFFALO SABRES' AMATEUR DRAFT SELECTIONS

Year	Player	Drafted from
1974	Fogolin, Lee	Oshawa Generals
	Gare, Dan	Calgary Centennials
	Deziel, Michel	Sorel Black Hawks
	McIntosh, Paul	Peterborough TPTs
	Lariviere, Gary	St. Catharines Black Hawks
	Given, David	Brown University
	Noreau, Bernard	Laval National
	Constantin, Charles	Quebec Remparts
	Jodzio, Rick	Hamilton Red Wings
	Smith, Derek	Ottawa 67's
	Tsujimoto, Taro	Tokyo Katanas
	Geoffrion, Bob	Cornwall Royals
	1973	Titanic, Morris
Landry, Jean		Quebec Remparts
Deschamps, Andre		Quebec Remparts
Dupuis, Yvon		Quebec Remparts
Smulders, Bob		Peterborough TPTs
Korzack, Neil		Peterborough TPTs
Young, Bob		University of Denver
O'Connell, Tim	University of Vermont	
1972	Schoenfeld, Jim	Niagara Falls Flyers
	Carriere, Larry	Loyola University
	McMasters, Jim	Calgary Centennials
	Campeau, Richard	Sorel Black Hawks
	Gratton, Gilles	Oshawa Generals
McNab, Peter	University of Denver	
1971	Martin, Richard	Montreal Jr. Canadiens
	Ramsay, Craig	Peterborough TPTs
	Hajt, Bill	Saskatoon Blades
	Richer, Robert	Three Rivers Ducs
	Warr, Steve	Clarkson Tech.
Duguay, Pierre	Quebec Remparts	
1970	Perreault, Gil	Montreal Jr. Canadiens
	Deadmarsh, Butch	Brandon Wheat Kings
	Cuddie, Steve	Toronto Marlboros
	Wyrozub, Randy	Edmonton Oil Kings
	Morton, Mike	Shawinigan Jrs.
	Keeler, Mike	Niagara Falls Flyers
	Regan, Tim	Boston University
	Rombough, Doug	St. Catharines Black Hawks
	Nadeau, Luc	Drummondville Jrs.

SABRES' INDIVIDUAL GAME RECORDS

Most Goals: (4) Richard Martin vs. Atlanta, Oct. 22, 1972
Most Assists: (4) Phil Goyette vs. Detroit, Jan. 7, 1971; Gil Perreault vs. Atlanta, Oct. 22, 1972; Gerry Meehan vs. Atlanta, Jan. 28, 1973; Jim Lorentz vs. N. Y. Rangers, Dec. 6, 1973
Most Points: (6) Gil Perreault vs. Atlanta, Oct. 22, 1972 (2 goals, 4 assists); Jim Lorentz vs. N. Y. Rangers, Dec. 6, 1973 (2 goals, 4 assists)
Most Penalty Minutes: (39) Reg Fleming vs. Pittsburgh, Oct. 18, 1970

SABRES' INDIVIDUAL SEASON RECORDS

Most Goals: (52) Richard Martin, 1973-74
Most Assists: (60) Gil Perreault, 1972-73
Most Points: (88) Gil Perreault, 1972-73
Most Penalty Minutes: (179) Tracy Pratt, 1970-71
Most Games Played as a Sabre: (303) Gerry Meehan over 4 seasons
Most Goals by a Right Winger: (40) Rene Robert, 1972-73
Most Assists by a Right Winger: (44) Rene Robert, 1973-74
Most Points by a Right Winger: (83) Rene Robert, 1972-73
Most Penalty Minutes by a Right Winger: (93) Eddie Shack, 1970-71
Most Goals by a Center: (38) Gil Perreault, 1970-71
Most Assists by a Center: (60) Gil Perreault, 1972-73
Most Points by a Center: (88) Gil Perreault, 1972-73
Most Penalty Minutes by a Center: (68) Skip Krake, 1970-71
Most Goals by a Left Winger: (52) Richard Martin, 1973-74
Most Assists by a Left Winger: (36) Richard Martin, 1972-73
Most Points by a Left Winger: (86) Richard Martin, 1973-74
Most Penalty Minutes by a Left Winger: (159) Reg Fleming, 1970-71
Most Goals by a Defenseman: (6) Chris Evans, 1971-72; Larry Carriere, 1973-74; Jerry Korab, 1973-74
Most Assists by a Defenseman: (30) Al Hamilton, 1971-72
Most Points by a Defenseman: (34) Al Hamilton, 1971-72
Most Penalty Minutes by a Defenseman: (179) Tracy Pratt, 1970-71
Most Goals by a Rookie: (44) Richard Martin, 1971-72
Most Assists by a Rookie: (34) Gil Perreault, 1970-71
Most Points by a Rookie: (74) Richard Martin, 1971-72
Most Penalty Minutes by a Rookie: (178) Jim Schoenfeld, 1972-73
Most Shut-Outs by a Goalie: (3) Roger Crozier, Dave Dryden, 1972-73
Most Minutes Played by a Goalie: (3654) Roger Crozier, 1971-72
Most Power Play Goals: (19) Richard Martin, 1971-72
Most Short Handed Goals: (3) Don Luce, 1972-73, 1973-74
Most Goal Scoring Games in Succession: (6) Rene Robert, 1972-73
Most Assist Scoring Games in Succession: (8) Phil Goyette, 1970-71
Most Point Scoring Games in Succession: (18) Gil Perreault, 1971-72

SABRES' TEAM GAME RECORDS

Most Goals For: (9) 9-2 win over N. Y. Islanders, Nov. 26, 1972
Most Goals Against: (11) 11-2 loss at Montreal, Nov. 7, 1970
Most Goals — Buffalo and Opponent: (14) 9-5 loss at Vancouver, Nov. 19, 1972; 8-6 loss at Minnesota, Dec. 2, 1972
Highest Tie Score: (6-6) vs. Pittsburgh, Feb. 18, 1971
Lowest Tie Score: (0-0) vs. California, Nov. 9, 1972
Most Shots on Goal For: (50) vs. N. Y. Islanders, Nov. 26, 1972
Least Shots on Goal For: (14) vs. Montreal, Oct. 15, 1970
Most Shots on Goal Against: (72) at Boston, Dec. 10, 1970
Least Shots on Goal Against: (15) by Minnesota, Mar. 17, 1974
Most Penalty Minutes for Buffalo: (76) vs. Boston, Dec. 13, 1972
Most Penalty Minutes for Opponent: (78) Boston, Dec. 13, 1972
Most Penalty Minutes — Buffalo and Opponent: (154) Boston at Buffalo, Dec. 13, 1972

SABRES' TEAM SEASON RECORDS

Most Wins: (37), 1972-73
Least Wins: (16), 1971-72
Most Losses: (46), 1970-71
Least Losses: (27), 1972-73
Most Ties: (19), 1971-72
Least Ties: (14), 1972-73
Most Points: (88), 1972-73
Least Points: (51), 1971-72
Most Goals For: (257), 1972-73
Least Goals For: (203), 1971-72
Most Goals Against: (291), 1970-71
Least Goals Against: (219), 1972-73
Longest Winning Streak: (8) Dec. 3 through Dec. 20, 1972
Longest Home Winning Streak: (12) Nov. 12, 1972 through Jan. 7, 1973
Longest Road Winning Streak: (2) Jan. 29, 31, 1971 and Dec. 6, 16, 1972
Greatest Winning Margin: (7) 9-2 win vs. N. Y. Islanders, Nov. 26, 1972
Longest Undefeated Streak — One Season Only: (10) Oct. 8 through Oct. 29, 1972
Longest Undefeated Streak over Two Seasons: (11) Apr. 2, 1972 through Oct. 29, 1972
Longest Home Undefeated Streak — One Season Only: (21) Oct. 8, 1972 through Jan. 7, 1973
Longest Home Undefeated Streak Over Two Seasons: (24) Mar. 23, 1972 through Jan. 7, 1973
Longest Road Undefeated Streak: (4) Oct. 27 through Nov. 4, 1971 and March 14 through 22, 1972
Most Consecutive Ties: (3) Oct. 30 through Nov. 4, 1971
Longest Losing Streak: (7) Oct. 25 through Nov. 8, 1970
Longest Home Losing Streak: (3) Oct. 25 through Nov. 8, 1970; Oct. 17 through 24, 1971; Jan. 6 through 13, 1972; Mar. 3 through 17, 1972; Nov. 18, 1973 through Nov. 25, 1973
Longest Road Losing Streak: (7) Oct. 14 through Nov. 7, 1970; Feb. 6 through 27, 1971
Greatest Losing Margin: (9) 11-2 loss in Montreal, Nov. 7, 1970; 9-0 loss in St. Louis, Mar. 13, 1971

Longest Non-Winning Streak: (10) Nov. 7 through Dec. 1, 1971
Longest Home Non-Winning Streak: (6) Feb. 27 through Mar. 26, 1972
Longest Road Non-Winning Streak: (23) Oct. 30, 1971 through Feb. 19, 1972
Longest Non-Shutout Streak: (32) Dec. 20, 1970 through Feb. 25, 1971
Most Consecutive Times Shutout: (2) Oct. 14 and 15, 1970
Fastest Two Buffalo Goals By One Player: 1:23 by Richard Martin at Vancouver, Oct. 30, 1971
Fastest Two Goals Against By One Player: :10 by Darryl Sittler of Toronto, Feb. 19, 1972
Fastest Three Buffalo Goals By One Player: 5:30 by Gerry Meehan against Chicago, Dec. 28, 1972
Fastest Three Goals Against By One Player: 13:21 by Bobby Schmautz at Vancouver, Nov. 19, 1972
Fastest Two Buffalo Goals: :10 by Rene Robert and Richard Martin against N. Y. Rangers, Jan. 10, 1974
Fastest Two Goals Against: :08 by Marc Tardif and Rejean Houle at Montreal, Nov. 7, 1970
Fastest Three Buffalo Goals: 1:15 by Steve Atkinson, Ron Anderson, and Gil Perreault against Minnesota, Feb. 28, 1971
Fastest Three Goals Against: 1:04 by Lowell MacDonald, Nick Beverley, and Bernie Lukowich at Pittsburgh, Apr. 4, 1974
***Fastest Two Goals — Both Teams:** :05 by Richard Martin and Greg Polis (Pittsburgh), Jan. 3, 1974
Fastest Buffalo Goal From Opening Face-Off: :09 by Steve Atkinson against Chicago, Feb. 24, 1972
Fastest Goal Against From Opening Face-Off: :09 by Yvan Cournoyer at Montreal, Dec. 22, 1973

*Also a National Hockey League Record

SABRE PENALTY SHOTS

Nov. 7, 1970—Paul Andrea unsuccessful against Vancouver's Wilson
Dec. 20, 1973—John Gould unsuccessful against Montreal's Plasse
Jan. 31, 1974—Richard Martin successful against Philadelphia's Parent at 9:31 of second period.

SABRES' INDIVIDUAL PLAYOFF RECORDS


(One Series Only — Six Games)

Most Goals: (5) Rene Robert, vs. Montreal, 1973
Most Assists: (7) Gil Perreault, vs. Montreal, 1973
Most Points: (10) Gil Perreault, vs. Montreal, 1973
Most Penalty Minutes: (12) Richard Martin, vs. Montreal, 1973
Most Goals — One Game: (2) Gil Perreault, vs. Montreal, 1973; Rene Robert, vs. Montreal, 1973
Most Assists — One Game: (3) Gil Perreault, vs. Montreal, 1973
Most Points — One Game: (3) Gil Perreault (2 goals, 1 assist and 3 assists), vs. Montreal, 1973; Rene Robert (2 goals, 1 assist), vs. Montreal, 1973
Most Penalty Minutes — One Game: (6) Richard Martin, vs. Montreal, 1973


SABRES' TEAM PLAYOFF RECORDS

(One Series Only — Six Games)

Most Wins: (2) vs. Montreal, 1973
Most Losses: (4) vs. Montreal, 1973
Most Goals For: (16) vs. Montreal, 1973
Most Goals Against: (21) by Montreal, 1973
Most Goals For — One Game: (5) vs. Montreal, 1973
Least Goals For — One Game: (1) vs. Montreal, 1973
Most Goals Against — One Game: (7) by Montreal, 1973
Least Goals Against — One Game: (1) by Montreal, 1973
Greatest Winning Margin: 5-1 vs. Montreal, April 8, 1973 at Buffalo
Greatest Losing Margin: 7-3 in Montreal, April 5, 1973
Most Goals — One Period: (3) vs. Montreal, April 8, 1973 at Buffalo
Most Goals Against — One Period: (5) by Montreal, April 5, 1973 at Montreal
Most Shutouts: (0)
Most Times Shutout: (0)
Longest Game: 69:18, April 10, 1973 at Montreal; Buffalo won 3-2 on over-time goal by Rene Robert
Most Shots On Goal For: (50) vs. Montreal, April 8, 1973; 5-1 win at Buffalo
Least Shots On Goal For: (23) vs. Montreal, April 5, 1973; 7-3 loss at Montreal
Most Shots On Goal Against: (40) by Montreal, April 10, 1973; 3-2 win at Montreal
Least Shots On Goal Against: (24) by Montreal, April 8, 1973; 5-1 win at Buffalo
Fastest Two Buffalo Goals: :22, Don Luce and Gil Perreault against Montreal, April 8, 1973
Fastest Two Opponent Goals: :16 by Pete Mahovlich and Murray Wilson of Montreal, April 7, 1973
Fastest Three Buffalo Goals: 18:13 by Rene Robert, Dun Luce and Gil Perreault against Montreal, April 8, 1973
Fastest Three Opponent Goals: 6:31 by Serge Savard, Yvan Cournoyer and Marc Tardiff of Montreal, April 5, 1973
Fastest Two Buffalo Goals — One Player: 25:12, Gil Perreault against Montreal, April 8, 1973
Fastest Two Opponent Goals — One Player: 12:21, Yvan Cournoyer of Montreal, April 5, 1973
Fastest Three Buffalo Goals — One Player: None
Fastest Three Opponent Goals — One Player: 30:04, Yvan Cournoyer of Montreal, April 5, 1973
Most Penalty Minutes: (59) vs. Montreal, 1973
Most Opponent Penalty Minutes: (79), Montreal, 1973



*The
Players*



Gary Bromley

(Brahm'lee)

Goalkeeper

Born: Edmonton, Alberta

January 19, 1950

Height: 5'-10" Weight: 160

Shoots: Right

Gary Bromley's National Hockey League debut wasn't the most pleasant of evenings for the slim young westerner they call "Bone-sie." He was under heavy bombardment in Maple Leaf Gardens when Buffalo opened its regular 1973-74 season and didn't last the night. But by season's end he had once again been the outstanding young goalkeeper in the American Hockey League, and proved he deserves a full NHL shot. Before the year was over Gary did manage to play in a total of 12 games with the Sabres, and he was the only goalie to play in Buffalo last year who wasn't forced to miss games or dressing for them because of injury. A stand-up, angle-playing goalkeeper, he's very calm (outwardly — at least) under heavy fire, and in his third season as a pro is expected to have a good chance at becoming a Buffalo regular.


PROFESSIONAL RECORD

Season	Club	League	GP	MINS	GA	SO	AVG
1971-72	Cincinnati	AHL	3	180	6	1	2.00
1972-73	Cincinnati	AHL	31	1711	76	0	2.66
1973-74	Cincinnati	AHL	34	1906	89	1	2.80
1973-74	Buffalo	NHL	12	597	33	0	3.32
	NHL Totals		12	597	33	0	3.32



Buffalo Sabres' 1974-75 Roster

Player	Hgt.	Wgt.	Place of Birth	Date	1973-74 Club	1973-74 Record		
FORWARDS:						G	A	Pts.
DESCHAMPS, Andre	5-11	185	Valleyfield, Que.	Aug. 13, 1953	Cincinnati	7	8	15
DEZIEL, Michel	5-11	180	Sorel, Que.	Jan. 31, 1954	Sorel	92	135	227
DUDLEY, Rick	6-00	190	Toronto, Ont.	Jan. 31, 1949	Buffalo	13	13	26
DUPUIS, Yvon	5-10	180	Longueuil, Que.	Mar. 16, 1953	Cincinnati	—	—	—
GARE, Dan	5-09	175	Nelson, B.C.	May 14, 1954	Calgary	68	59	127
GRATTON, Norm	5-11	170	Lasalle, Que.	Dec. 22, 1950	Buffalo	6	12	18
INGLIS, Billy	5-09	160	Ottawa, Ont.	May 11, 1943	Cincinnati	35	36	71
KORZACK, Neil	5-09	165	Milton, Ont.	April 18, 1953	Cincinnati	11	12	23
LEMIEUX, Real	5-11	180	Victoriaville, Que.	Jan. 3, 1945	Buffalo/Los Angeles/ New York Rangers	1	1	2
LORENTZ, Jim	6-00	180	Waterloo, Ont.	May 1, 1947	Buffalo	23	31	54
LUCE, Don	6-02	185	London, Ont.	Oct. 2, 1948	Buffalo	26	30	56
MARTIN, Richard	5-11	172	Lasalle, Que.	July 26, 1951	Buffalo	52	34	86
McNAB, Peter	6-03	210	Vancouver, B.C.	May 8, 1952	Buffalo	37	45	82
MEEHAN, Gerry	6-02	196	Toronto, Ont.	Sept. 3, 1946	Buffalo	20	26	46
MICKEY, Larry	5-11	180	Lacombe, Alta.	Oct. 21, 1943	Buffalo/Cincinnati	5	7	12
NICHOLS, Jim	5-09	170	Garthland, Sask.	Mar. 3, 1948	Cincinnati	22	18	40
PERREAULT, Gil	6-00	195	Victoriaville, Que.	Nov. 13, 1950	Buffalo	18	33	51
RAMSAY, Craig	5-10	170	Weston, Ont.	Mar. 17, 1951	Buffalo	20	26	46
RICHER, Bob	5-10	175	Cowansville, Que.	Mar. 5, 1951	Cincinnati	9	11	20
ROBERT, Rene	5-09	165	Trois-Rivieres, Ont.	Dec. 31, 1948	Buffalo	21	44	65
SMULDERS, Bob	6-02	187	Brampton, Ont.	Feb. 5, 1953	Cincinnati	3	8	11
SPENCER, Brian	5-11	175	Fort St. James, B.C.	Sept. 3, 1949	Buffalo/New York Islanders	8	18	26
TITANIC, Mo. Mo.	6-01	180	Toronto, Ont.	Jan. 7, 1953	Cincinnati	31	28	59
DEFENSEMEN:								
BRENNAN, Don	5-09	165	Vermillion, Alta.	April 13, 1951	Cincinnati	5	15	20
CARRIERE, Larry	6-01	190	Montreal, Que.	Jan. 30, 1952	Buffalo	6	24	30
FOGOLIN, Lee	6-00	200	Chicago, Ill.	Feb. 7, 1955	Oshawa	7	19	26
HAJT, Bill	6-03	215	Borden, Sask.	Nov. 18, 1951	Buffalo/Cincinnati	5	32	37
KORAB, Jerry	6-03	215	Sault Ste Marie, Ont.	Sept. 15, 1948	Buffalo/Vancouver	10	19	29
LANDRY, Jean	5-11	175	Montreal, Que.	June 14, 1953	Cincinnati	5	16	21
McINTOSH, Paul	5-10	177	Listowel, Ont.	Mar. 13, 1954	Peterborough	16	34	50
MYERS, Hap	5-11	195	Edmonton, Alta.	July 28, 1947	Cincinnati	6	25	31
NORIS, Joe	6-00	185	Denver, Colo.	Oct. 26, 1951	Buffalo/Cincinnati	5	13	18
ROBITAILLE, Mike	5-11	197	Midland, Ont.	Feb. 12, 1948	Buffalo	2	18	20
SCHOENFELD, Jim	6-02	208	Galt, Ont.	Sept. 4, 1952	Buffalo/Cincinnati	1	10	11
GOALTENDERS:						Mins.	GA	SO
BROMLEY, Gary	5-10	160	Edmonton, Alta.	Jan. 19, 1950	Buffalo/Cincinnati	2503	122	1
CARON, Jacques	6-02	175	Toronto Ont.	April 21, 1940	Vancouver	465	38	0
CROZIER, Roger	5-10	165	Bracebridge, Ont.	Mar. 16, 1942	Buffalo	615	39	0
FARR, Rocky	5-10	175	Toronto, Ont.	April 7, 1947	Buffalo/Cincinnati	1292	72	1
REGAN, Tim	6-02	200	Providence, R. I.	Dec. 28, 1949	Cincinnati	1777	91	0



Larry Carriere

(Care-e-air')

Defense

Born: Montreal, Quebec

January 30, 1952


Height: 6'-1" Weight: 195


Shoots: Left

In his first full NHL season, one of the Sabres' few remaining bachelors developed into a solid big league defenseman. Playing with a variety of partners because of injuries to others—and playing mostly on the right side—Carriere tied the club record for goals by a defenseman at 6, and added 24 assists. Called "Hawk" by his teammates, Larry became more aggressive with the passing weeks, and scored a clear-cut victory with Don Saleski of the Philadelphia "Broad St. Bullies" in a late-season matchup. He was captain of his Loyola University team in Montreal his senior year in college and was the Sabres' second round draft pick in 1972.

PROFESSIONAL RECORD

Season	Club	League	GP	G	A	PTS	PIM
1972-73	Cincinnati	AHL	30	7	11	18	54
1972-73	Buffalo	NHL	40	2	8	10	52
1973-74	Buffalo	NHL	77	6	24	30	103
	NHL Totals		117	8	32	40	155





Rick Dudley

Right Wing

Born: Toronto, Ontario

January 31, 1949

Height: 6'-0" Weight: 190

Shoots: Left

The arrival of Rick Dudley as a National Hockey League regular ends an unlikely set of circumstances. He's one of the finest lacrosse players in the game today, and was an outstanding junior in that sport — so much so that his junior hockey career suffered. He turned hockey pro in the Minnesota organization but was shelved by a leg injury in less than two seasons. Buffalo obtained his rights after a tip from his old lacrosse coach, and Dudley worked his way up to the NHL through Cincinnati in only two seasons. This summer he starred in the new pro lacrosse league with Rochester, under that same junior coach — Morley Kells. In his first NHL season Dudley had 13 goals and 13 assists and was one of the hardest working Sabres on and off the ice. He even wears weights on his skates during practice to build up speed and endurance.

PROFESSIONAL RECORD

Season	Club	League	GP	G	A	PTS	PIM
1969-70	Iowa	CHL	26	3	3	6	36
1970-71	Cleveland	AHL	16	1	0	1	2
1971-72	Cincinnati	AHL	51	6	23	29	272
1972-73	Cincinnati	AHL	64	40	44	84	159
1972-73	Buffalo	NHL	6	0	1	1	7
1973-74	Buffalo	NHL	67	13	13	26	71
	AHL Totals		73	13	14	27	78





Rocky Farr

Goalkeeper

Born: Toronto, Ontario

April 7, 1947

Height: 5'-10" Weight: 175


Shoots: Both


When Rocky Farr was called up to Buffalo last season he joined a club where illness and injury was regularly sidelining goaltenders, and soon Farr joined the group. First he was hit in the eye with a shot in practice, and then an ankle went bad, reducing his availability during the last weeks of the season. This season it appears Rocky will get an opportunity to become a regular NHL goalkeeper, as the Sabres goaltending cast has changed. If hard work is the answer, then Rocky will make it as a regular, as he's one of the most diligent practitioners of his craft in the sport. He's even devised special drills for reaction improvement using a rubber ball bounced off a blank wall at very short range. Rocky was the first goalie chosen by Buffalo in the expansion draft when the Sabres entered the NHL.

PROFESSIONAL RECORD

Season	Club	League	GP	MINS	GA	SO	AVG
1967-68	Houston	CPHL	18	888	53	1	3.58
1967-68	Cleveland	AHL	5	270	17	0	3.79
1968-69	Cleveland	AHL	3	180	3	1	1.00
1968-69	Denver	WHL	46	2667	180	2	4.05
1969-70	Denver	WHL	47	2769	188	1	4.07
1970-71	Springfield	AHL	4	166	18	0	6.50
1970-71	Salt Lake	WHL	25	1276	83	3	3.91
1970-71	Fort Worth	CHL	1	15	0	0	0.00
1971-72	Cincinnati	AHL	52	2843	145	2	3.06
1972-73	Cincinnati	AHL	48	2746	121	3	2.64
1972-73	Buffalo	NHL	1	29	3	0	6.21
1973-74	Cincinnati	AHL	16	812	47	1	3.47
1973-74	Buffalo	NHL	11	480	25	0	3.13
	NHL Totals		12	509	28	0	3.30

Drafted by Buffalo from Montreal in Expansion Draft, June 10, 1970.





Norm Gratton

(Gra-tawn')
Left-Right Wing


Born: LaSalle, Quebec
December 22, 1950
Height: 5'-11" Weight: 170
Shoots: Left


One of the prettiest goals of last season came on the final night when Norm set up Richard Martin for his record 52nd in Memorial Auditorium against St. Louis. Norm has been a close friend of the star left winger since they were teammates on the Montreal Junior Canadiens, and says it was a special thrill to help Rick to a team record. Since joining the Sabres late in the 72-73 season Norm has seldom played regularly, but has shown flashes of the speed and puck-handling ability which made him a first-round draft pick of the New York Rangers in 1970.

PROFESSIONAL RECORD

Season	Club	League	GP	G	A	PTS	PIM
1970-71	Omaha	CHL	70	19	31	50	52
1971-72	Omaha	CHL	68	32	42	74	82
1971-72	N. Y. Rangers	NHL	3	0	1	1	0
1972-73	Omaha	CHL	11	5	8	13	4
1972-73	Atlanta	NHL	29	3	6	9	12
1972-73	Buffalo	NHL	21	6	5	11	12
1973-74	Buffalo	NHL	56	6	12	18	16
	NHL Totals		109	15	24	39	40

Drafted by Atlanta from N. Y. Rangers in Expansion Draft, June 6, 1972. Traded to Buffalo by Atlanta for Butch Deadmarsh, February 14, 1973.





Jerry Korab

(Core'-ab)

Defense

Born: Sault Ste. Marie, Ontario

September 15, 1948

Height: 6'-3" Weight: 215

Shoots: Left


Jerry Korab literally walked into Memorial Auditorium, put on his equipment and began to play hockey for the Sabres. He had been obtained in a Christmas Eve trade with Vancouver last season and arrived just before game time for a Dec. 27 meeting with Detroit. He shook off the effect of transcontinental travel in the pre-game warmup and was one of the best on the ice during a Buffalo win. Though he's played both wing and defense in his NHL career — including time at both slots with Buffalo — plans this year are to leave Jerry at defense where he feels most at home. Coach Floyd Smith also plans to continue his defense pairing with Jim Schoenfeld, giving the Sabres the biggest (and most consider — toughest) backline pairing in the NHL. Jerry has one of the hardest and heaviest slap shots in the league — ask any goaltender as he rubs his bruises.

PROFESSIONAL RECORD

Season	Club	League	GP	G	A	PTS	PIM
1969-70	Portland	WHL	65	9	12	21	169
1970-71	Portland	WHL	20	3	5	8	78
1970-71	Chicago	NHL	46	4	14	18	152
1971-72	Chicago	NHL	73	9	5	14	95
1972-73	Chicago	NHL	77	12	15	27	94
1973-74	Vancouver	NHL	31	4	7	11	64
1973-74	Buffalo	NHL	45	6	12	18	73
	NHL Totals		272	35	53	88	484

Traded to **Vancouver** by **Chicago** with Gary Smith for Dale Tallon, May 14, 1973.
 Traded to **Buffalo** by **Vancouver** for Tracy Pratt and John Gould, December 24, 1973.





Real Lemieux

(Le-mew')

Left-Right Wing

Born: Victoriaville, Quebec

January 3, 1945

Height: 5'-11" Weight: 180


Shoots: Left

When he was with Los Angeles, Real Lemieux paired with Jim Peters to provide the Kings with one of the league's finest penalty killing pairs. So when he was available in mid-season last year, the Sabres obtained Lemieux from the Rangers to provide checking and penalty-killing depth in Buffalo. But Lemieux only made the lineup 11 times and saw little action the last few weeks of the season due to illness. Once the league badman in his early pro years at Memphis of the Central League, Real has always been a pretty spunky competitor, known for aggressive checking ability. He shuffled between Los Angeles and the Rangers, twice each way after being drafted from the Detroit organization by the Kings when they entered the league in 1967.

PROFESSIONAL RECORD

Season	Club	League	GP	G	A	PTS	PIM
1964-65	Memphis	CPHL	8	5	7	12	0
1965-66	Memphis	CPHL	53	11	15	26	68
1966-67	Detroit	NHL	1	0	0	0	0
1966-67	Memphis	CPHL	68	28	34	62	211
1967-68	Los Angeles	NHL	74	12	23	35	60
1968-69	Los Angeles	NHL	75	11	29	40	68
1969-70	N. Y. Rangers	NHL	55	4	6	10	51
1969-70	Los Angeles	NHL	18	2	4	6	10
1970-71	Springfield	AHL	33	14	22	36	25
1970-71	Los Angeles	NHL	43	3	6	9	22
1971-72	Los Angeles	NHL	78	13	25	38	28
1972-73	Los Angeles	NHL	74	5	10	15	19
1973-74	Los Angeles	NHL	20	0	0	0	0
1973-74	N. Y. Rangers	NHL	7	0	0	0	0
1973-74	Buffalo	NHL	11	1	1	2	4
NHL Totals			456	51	104	155	262

Drafted by Los Angeles from Detroit in Expansion Draft, June 6, 1967. Traded to N. Y. Rangers by Los Angeles for Leon Rochefort and Dennis Hextall, June 9, 1969. Traded to Los Angeles by N. Y. Rangers with Juha Widing for Ted Irvine, February 28, 1970. Traded to N. Y. Rangers by Los Angeles with Gilles Marotte for Tom Williams, Mike Murphy and Sheldon Kannegiesser, December 7, 1973. Traded to Buffalo by N. Y. Rangers for Paul Curtis, January 21, 1974.





Jim Lorentz

(Lor-ens')

Center-Right Wing

Born: Waterloo, Ontario

May 1, 1947

Height: 6'-0" Weight: 180

Shoots: Left

There's one spot on the ice where a hockey player is sure to pick up his share of bruises. That's out front of the goal crease when your team has a man advantage, and the defense is unloading the heavy artillery to move you away from the vital goal-scoring slot. Jim Lorentz has more than his share of bruises, but also has 23 power play goals in the past two seasons for his efforts. He scored 12 last year and 11 the year before to lead Buffalo, and continues to be one of the Sabres most aggressive players and dogged checkers. Jim dabbled at center and left wing on a few occasions in 1973-74, but played most of the time on the right side. His versatility as a forward makes it impossible to predict at what spot he will play most—or all—of the time in 1974-75.

PROFESSIONAL RECORD

Season	Club	League	GP	G	A	PTS	PIM
1967-68a	Oklahoma City	CPHL	70	33	50	83	105
1968-69bc	Oklahoma City	CHL	56	33	68	101	67
1968-69	Boston	NHL	11	1	3	4	6
1969-70	Boston	NHL	68	7	16	23	30
1970-71	St. Louis	NHL	76	19	21	40	34
1971-72	St. Louis	NHL	12	0	1	1	12
1971-72	N. Y. Rangers	NHL	5	0	0	0	0
1971-72	Buffalo	NHL	35	10	14	24	12
1972-73	Buffalo	NHL	78	27	35	62	30
1973-74	Buffalo	NHL	78	23	31	54	28
	NHL Totals		363	87	121	208	152

a Won CPHL Rookie-of-the-Year Award.

b Won CHL Scoring Championship.

c Won CHL Most Valuable Player Award.

Traded to **St. Louis** by **Boston** for **St. Louis'** first choice (Ron Plumb) of 1970 Amateur Draft. Traded to **N. Y. Rangers** by **St. Louis** with Gene Carr and Wayne Connelly for Jack Egers, Andre Dupont and Mike Murphy, November 15, 1971. Traded to **Buffalo** by **N. Y. Rangers** for Buffalo's second choice (Lawrence Sacharuk) in 1972 Amateur Draft, January 14, 1972.





Don Luce

(Loose)

Center

Born: London, Ontario

October 2, 1948

Height: 6'-2" Weight: 185

Shoots: Left


Hardwork continues to pay off for Don Luce. Since he arrived in Buffalo along with Mike Robitaille in a 1971 trade, Don has improved every portion of his ability through dogged persistence and an intense physical conditioning program. In 1973-74 the results spoke for themselves. A career-high 26 goals and 30 assists—third in team scoring—and the choice by his teammates as the Sabres' Most Valuable Player at season's end. The soft-spoken, rangy center has become a fan favorite in Buffalo where the cry of "Loose—Loose" rolls down from the balcony whenever he rushes up ice. Teamed with winger Craig Ramsay, Luce is half of what's considered one of the NHL's premier penalty-killing units.

PROFESSIONAL RECORD

Season	Club	League	GP	G	A	PTS	PIM
1968-69	Omaha	CHL	72	22	34	56	56
1969-70	Omaha	CHL	64	22	35	57	82
1969-70	N. Y. Rangers	NHL	12	1	2	3	8
1970-71	N. Y. Rangers	NHL	9	0	1	1	0
1970-71	Detroit	NHL	58	3	11	14	18
1971-72	Buffalo	NHL	78	11	8	19	38
1972-73	Buffalo	NHL	78	18	25	43	32
1973-74	Buffalo	NHL	75	26	30	56	44
	NHL Totals		310	59	77	136	140

Traded to Detroit by N. Y. Rangers for Steve Andrascik, November 2, 1970. Traded to Buffalo with Mike Robitaille by Detroit for goaltender, Joe Daley, May 25, 1971.





Richard Martin

Left Wing

Born: Montreal, Quebec

July 26, 1951

Height: 5'-11" Weight: 172

Shoots: Left

The fans—the players—and the writers are in accord. In his third pro season Richard Martin became the best left winger in big league hockey. Chosen to the official league first all-star team, and all the unofficial ones, at the end of his best season, Martin is the first player ever to make that grade who started his career with an expansion team. He scored 52 goals in 73-74, to become the 10th player in NHL history to crack the 50 mark, and improved his checking ability enroute. He's played in the mid-season All-Star Game every year he's been a pro, and has a great competitive fire which makes his blistering slap shot and wilting wrist shot doubly dangerous. In his first three seasons, Martin scored more goals—133—than any players ever in their first three years in NHL history.

PROFESSIONAL RECORD

Season	Club	League	GP	G	A	PTS	PIM
1971-72a	Buffalo	NHL	73	44	30	74	36
1972-73	Buffalo	NHL	75	37	36	73	79
1973-74	Buffalo	NHL	78	52	34	86	38
	NHL Totals		226	133	100	233	153

a NHL Record for goals by a rookie.





Gerry Meehan

(Me'-in)

Center

Born: Toronto, Ontario

September 3, 1946

Height: 6'-2" Weight: 196

Shoots: Left

Gerry Meehan is the most durable of the Sabres—the last of the players remaining taken by the Sabres in the expansion draft of June 1970 which brought Buffalo into the NHL. Not only durable but steady, he's scored 94 goals in four seasons and is third on the all-time Buffalo scoring list. Meehan has been captain of the Sabres since 1971, and last year—when he missed 6 games—was the first time he's missed more than one outing in a season with Buffalo. He broke into pro hockey as a left winger, but blossomed as a regular when he returned to his junior hockey center position with the Sabres. Meehan is chief instructor at the Sabres off-season hockey school.

PROFESSIONAL RECORD

Season	Club	League	GP	G	A	PTS	PIM
1965-66	Rochester	AHL	1	0	0	0	0
1966-67	Out of Professional Hockey						
1967-68	Tulsa	CPHL	70	31	41	72	17
1968-69	Phoenix	WHL	17	6	6	12	2
1968-69	Toronto	NHL	25	0	2	2	2
1968-69	Philadelphia	NHL	12	0	3	3	4
1969-70	Seattle	WHL	67	23	30	53	23
1970-71	Buffalo	NHL	77	24	31	55	8
1971-72	Buffalo	NHL	77	19	27	46	12
1972-73	Buffalo	NHL	77	31	29	60	21
1973-74	Buffalo	NHL	72	20	26	46	17
NHL Totals			340	94	118	212	64

Traded to Philadelphia by Toronto with Mike Byers for Brit Selby and Forbes Kennedy, March 2, 1969. Drafted by Buffalo from Philadelphia in Expansion Draft, June 10, 1970.





Larry Mickey

Right Wing

Born: Lacombe, Alta.

October 21, 1943

Height: 5'-11" Weight: 180


Shoots: Right


The nominations for unluckiest hockey player of 1973-74 should open and close with Larry Mickey. The hard-working right winger broke his left leg in two places during training camp last fall and was sidelined for most of the season. When he was able to skate again, he played his way into shape at Cincinnati, and reported back to Buffalo for the final weeks of the season. He played in only 13 games before being knocked into the boards against Chicago in the last part of the season, breaking his other leg. Mickey has played on several NHL clubs, and always is a steady hard-working checker with tremendous competitive spirit. It was his winning goal which cinched a playoff spot for Buffalo in 1972-73.

PROFESSIONAL RECORD

Season	Club	League	GP	G	A	PTS	PIM
1962-63	Calgary	WHL	2	0	1	1	0
1963-64	St. Louis	CPHL	1	0	0	0	0
1964-65	St. Louis	CPHL	52	16	21	37	85
1964-65	Chicago	NHL	1	0	0	0	0
1964-65	Buffalo	AHL	1	0	1	1	2
1965-66	N. Y. Rangers	NHL	7	0	0	0	2
1965-66	Minnesota	CPHL	38	14	25	39	50
1966-67	N. Y. Rangers	NHL	8	0	0	0	0
1966-67	Omaha	CPHL	63	33	41	74	86
1967-68	N. Y. Rangers	NHL	4	0	2	2	0
1967-68	Buffalo	AHL	30	9	17	26	48
1968-69	Toronto	NHL	55	8	19	27	43
1969-70	Mtl. Voyageurs	AHL	50	24	38	62	90
1969-70	Mtl. Canadiens	NHL	21	4	4	8	4
1970-71	Los Angeles	NHL	65	6	12	18	46
1971-72	Philadelphia	NHL	14	1	2	3	0
	Buffalo	NHL	4	0	1	1	8
1971-72	Salt Lake	WHL	53	19	30	49	92
1972-73	Buffalo	NHL	77	15	9	24	47
1973-74	Buffalo	NHL	13	3	4	7	8
	Cincinnati	AHL	9	2	3	5	5
	NHL Totals		269	37	53	90	158

Drafted by N. Y. Rangers from St. Louis, CPHL (Chicago) in Inter-League draft, June 8, 1965. Drafted by Toronto from N. Y. Rangers, June 12, 1968. Drafted by Montreal from Toronto, June 11, 1969. Traded to Los Angeles by Montreal with Lucien Grenier and goaltender Jack Norris for Leon Rochefort, Wayne Thomas and Greg Boddy, May 22, 1970. Traded to Philadelphia by Los Angeles for Larry Hillman, June 13, 1971. Traded to Buffalo by Philadelphia for Larry Keenan, November 16, 1971.





Gil Perreault

(Pear'-o)

Center

Born: Victoriaville, Quebec

November 13, 1950

Height: 6'-1" Weight: 195

Shoots: Left

The medical report on Gil Perreault the night of Oct. 28, 1973 had as much to do with the Sabres fortunes the rest of the season as any other factor. Perreault had a fractured left fibula—the smaller of the two major leg bones—suffered in a fall during a game against the New York Islanders. Eight weeks later he was back in the lineup, but never regained the level of effectiveness that's made him one of hockey's "homerun hitters" until the last few games of the year. At 23, Perreault has already won two major trophies in the NHL—the Calder, as rookie of the year in 1970-71, and the Lady Byng in 72-73. He's probably the most exciting player in the league to watch on a rink-length rush . . . one of those rare players who can bring the crowd to the edge of its seats the moment he gains control of the puck. Gil is a native of Arthabaska, Que., and resides there in the off-season.

PROFESSIONAL RECORD

Season	Club	League	GP	G	A	PTS	PIM
1970-71a	Buffalo	NHL	78	38	34	72	19
1971-72	Buffalo	NHL	76	26	48	74	24
1972-73b	Buffalo	NHL	78	28	60	88	10
1973-74	Buffalo	NHL	55	18	33	51	10
NHL Totals			287	110	175	285	63

a Won Calder Memorial Trophy.

b Won Lady Byng Trophy.





Craig Ramsay

(Ram'-zee)

Left Wing

Born: Toronto, Ontario

March 17, 1951


Height: 5'-10" Weight: 170


Shoots: Left

A poll of the coaches in the NHL at the end of last season found Craig Ramsay listed among the best checkers in the league. He has the ability to go into the corners and come out with the puck—and with his head still on his shoulders—despite the usual corner traffic jams. But in his third season Ramsay's talents went beyond checking and penalty killing, to scoring 20 goals and 26 assists, both career highs. During training camp in 1973 it appeared Ramsay wouldn't be playing any hockey at all. A back problem kept him hospitalized in traction until the day before the regular season started, but Craig literally left his sick bed to take a regular turn in the season opener at Toronto. He never missed a game or a shift the rest of the year. He and wingmate Rick Dudley tied as Most Improved Player by vote of their teammates, and Craig was named the Sabres' "Unsung Hero" by the Booster Club.

PROFESSIONAL RECORD

Season	Club	League	GP	G	A	PTS	PIM
1971-72	Cincinnati	AHL	19	5	7	12	4
1971-72	Buffalo	NHL	57	6	10	16	0
1972-73	Buffalo	NHL	76	11	17	28	15
1973-74	Buffalo	NHL	78	20	26	46	0
	NHL Totals		211	37	53	90	15





Rene Robert

(Row-bear')

Right Wing

Born: Three Rivers (Trois

Rivieres), Quebec

December 31, 1948

Height: 5'-9" Weight: 165

Shoots: Right

Hockey's most exciting line in 72-73 was aptly named the French Connection and Robert's marksmanship on right wing was the Connection's knockout punch. Last season Rene's goal production dropped with the breakup of his line due to Gil Perreault's broken leg, but Rene continued his playmaking, leading the club in assists, and was third on the Sabres in game-winning goals with five. Second in team scoring, Rene was usually on the right point in power play situations, and his slap shot is one of the best in the league. He came to Buffalo from the Pittsburgh Penguins, and in slightly more than two seasons has scored 67 goals and 90 assists. He was voted East Division first All-Star right winger for the 1973 game and scored a goal in his initial appearance in the classic.

PROFESSIONAL RECORD

Season	Club	League	GP	G	A	PTS	PIM
1967-68	Tulsa	CPHL	3	0	2	2	0
1968-69	Tulsa	CHL	59	21	30	51	57
1969-70	Vancouver	WHL	5	0	0	0	2
1969-70	Rochester	AHL	49	23	40	63	57
1970-71	Tulsa	CHL	58	26	36	62	85
1970-71	Phoenix	WHL	7	4	3	7	6
1970-71	Toronto	NHL	5	0	0	0	0
1971-72	Pittsburgh	NHL	49	7	11	18	42
1971-72	Buffalo	NHL	12	6	3	9	2
1972-73	Buffalo	NHL	75	40	43	83	83
1973-74	Buffalo	NHL	76	21	44	65	71
NHL Totals			217	74	101	175	198

Drafted by Buffalo from Toronto and later removed by Buffalo and claimed by Pittsburgh in Intra-League Draft, June 8, 1971. Traded to Buffalo by Pittsburgh for Eddie Shack, March 4, 1972.





Mike Robitaille

(Row'-bit-eye)

Defense

Born: Midland, Ontario

February 12, 1948

Height: 5'-11" Weight: 197

Shoots: Right

Only a select few of this generation of hockey players have been able to master the classic hip check, and Mike Robitaille is perhaps the best of the lot. When Mike flips a hard-skating forward through the air with a perfectly-timed roll of a hip, the results are always spectacular, and it's one of hockey's most exciting defensive plays. He's also a very accurate shot from the point, with more shots on the net during the season than many forwards, and is sometimes used on the power play for that reason. Mike and Don Luce came to Buffalo in a trade with Detroit on May 25, 1971 — a trade that has been instrumental in the construction of a winning team in Buffalo — and he now makes his off-season home in the suburb of Williamsville. Mike operates a hockey school in the Buffalo area during the off-season.

PROFESSIONAL RECORD

Season	Club	League	GP	G	A	PTS	PIM
1968-69	Omaha	CHL	43	5	35	40	52
1969-70a	Omaha	CHL	64	12	46	58	115
1969-70	Buffalo	AHL	0	0	0	0	0
1969-70	N. Y. Rangers	NHL	4	0	0	0	8
1970-71	Omaha	CHL	13	0	9	9	32
1970-71	N. Y. Rangers	NHL	11	1	1	2	7
1970-71	Detroit	NHL	23	4	8	12	22
1971-72	Cincinnati	AHL	8	0	1	1	12
1971-72	Buffalo	NHL	31	2	10	12	22
1972-73	Buffalo	NHL	65	4	17	21	40
1973-74	Buffalo	NHL	71	2	18	20	60
NHL Totals			205	13	54	67	159

aWon CHL Leading Defenseman Award.

Traded to **Detroit** by **N. Y. Rangers** with Arnie Brown and Tom Miller for Bruce MacGregor and Larry Bown, February 2, 1971. Traded to **Buffalo** by **Detroit** with Don Luce for Joe Daley, May 25, 1971.





Jim Schoenfeld

(Shon'-feld)

Defense

Born: Galt, Ontario

September 4, 1952

Height: 6'-2" Weight: 208

Shoots: Left

Buffalo fans didn't see as much as they'd like of the big redhead in Jim Schoenfeld's second NHL season, as a back problem forced surgery, and Schony only played in 28 games all year. Top vote getter among defensemen eligible for the Calder Trophy for rookies a year before, he was paired with the late Tim Horton as a rookie and into his second year. Near last season's end when he returned to action after working into shape at Cincinnati, he teamed with Jerry Korab to give the Sabres the biggest defense partnership in the NHL. In the off-season Jim continued his budding career in the recording business — with rock music the subject — and settled in Buffalo as a year-round home. Since Schoenfeld entered the NHL he's improved his skating and his first-year reputation as a club policeman resulted in a lower proportion of fighting penalties in 1973-74. No one likes to test Schony any more.

PROFESSIONAL RECORD

Season	Club	League	GP	G	A	PTS	PIM
1972-73	Buffalo	NHL	66	4	15	19	178
1973-74	Cincinnati	AHL	2	0	2	2	4
1973-74	Buffalo	NHL	28	1	8	9	56
	NHL Totals		94	5	23	28	234





Brian Spencer

Left Wing

Born: Fort St. James, B.C.

September 3, 1949

Height: 5'-11" Weight: 175


Shoots: Left

Brian Spencer was a late arrival in Buffalo during the 1973-74 season, playing in only 13 games with the Sabres after being obtained in a deadline-beating trade with the New York Islanders, who received Doug Rombough in return. But it didn't take "Spinner" long to become popular with Buffalo fans with his aggressive play and checking ability. Watching Spencer change direction explains his nickname better than any words can. He was obtained from the Toronto Maple Leafs in the expansion draft by New York and was voted the Islanders most popular player in 1972-73. Aggressive play early in his career led to 150-plus penalty minute totals each season, but Spencer has reduced his trips to the box in the past two seasons without reducing the pugnacious quality of his play.

PROFESSIONAL RECORD

Season	Club	League	GP	G	A	PTS	PIM
1969-70	Tulsa	CHL	66	13	19	32	186
1969-70	Toronto	NHL	9	0	0	0	12
1970-71	Tulsa	CHL	23	6	8	14	103
1970-71	Toronto	NHL	50	9	15	24	115
1971-72	Tulsa	CHL	20	7	7	14	115
1971-72	Toronto	NHL	36	1	5	6	65
1972-73	N. Y. Islanders	NHL	78	14	24	38	90
1973-74	N. Y. Islanders	NHL	54	5	16	21	65
1973-74	Buffalo	NHL	13	3	2	5	4
NHL Totals			240	32	62	94	351

Drafted by N. Y. Islanders from Toronto in Expansion Draft, June 6, 1972. Traded to Buffalo by N. Y. Islanders for Doug Rombough, March 10, 1974.



Don Brennan

Defense

Born: Vermillion, Alberta

April 13, 1951

Height: 5'-9" Weight: 165

Shoots: Left



PROFESSIONAL RECORD

Season	Club	League	GP	G	A	PTS	PIM
1971-72	Charlotte	EHL	73	7	33	40	103
1971-72	Cincinnati	AHL	1	0	0	0	2
1972-73	Cincinnati	AHL	75	4	22	26	54
1973-74	Cincinnati	AHL	61	5	15	20	49

Roger Crozier


Goalkeeper

Born: Bracebridge, Ontario

March 16, 1942

Height: 5'-8" Weight: 165

Shoots: Right



PROFESSIONAL RECORD

Season	Club	League	GP	MINS	GA	SO	AVG
1960-61	Buffalo	AHL	3		5	0	1.67
1961-62	Sault Ste. Marie	EPHL	3		12	0	4.00
1961-62	Buffalo	AHL	1		4	0	4.00
1962-63	Buffalo	AHL	4		10	0	2.50
1962-63a	St. Louis	EPHL	70		299	1	4.27
1963-64bc	Pittsburgh	AHL	44		103	4	2.34
1963-64	Detroit	NHL	15	900	51	2	3.40
1964-65d	Detroit	NHL	70	4168	168	*6	2.42
1965-66e	Detroit	NHL	64	3734	173	*7	2.78
1966-67	Detroit	NHL	58	3256	182	4	3.35
1967-68	Fort Worth	CPHL	5	265	12	0	2.49
1967-68	Detroit	NHL	34	1729	95	1	3.31
1968-69	Detroit	NHL	38	1820	101	0	3.33
1969-70	Detroit	NHL	34	1877	83	0	2.65
1970-71	Buffalo	NHL	44	2198	135	1	3.68
1971-72	Buffalo	NHL	63	3654	214	2	3.51
1972-73f	Buffalo	NHL	49	2633	121	3	2.76
1973-74	Buffalo	NHL	12	615	39	0	3.80
NHL Totals			481	26584	1362	26	3:07

- a Received one assist.
- b Won Dudley Red Garret Memorial Trophy.
- c Won Harry "Hap" Holmes Memorial Trophy.
- d Won Calder Memorial Trophy.
- e Won Conn Smythe Trophy
- f Received one assist in playoffs.

Traded to Detroit by Chicago with Ron Ingram for Howie Young, June 5, 1963. Traded to Buffalo by Detroit for Tom Webster, June 10, 1970.

Andre Deschamps

Left Wing

Born: Valleyfield, Quebec

August 13, 1953

Height: 5'-11" Weight: 185

Shoots: Left



PROFESSIONAL RECORD

Season	Club	League	GP	G	A	PTS	PIM
1973-74	Cincinnati	AHL	52	7	8	15	100

Michel Deziel


Left Wing

Born: Sorel, Quebec

January 31, 1954

Height: 5'-11" Weight: 180

Shoots: Left



NO PROFESSIONAL RECORD

Yvon Dupuis

Right Wing

Born: Longueuil, Quebec

March 16, 1953

Height: 5'-10" Weight: 180

Shoots: Right



PROFESSIONAL RECORD

Season	Club	League	GP	G	A	PTS	PIM
1973-74	Cincinnati	AHL	8	0	0	0	2

Lee Fogolin

Defense

Born: Chicago, Illinois

February 7, 1955

Height: 6'-0" Weight: 200

Shoots: Right



NO PROFESSIONAL RECORD

Dan Gare

Right Wing

Born: Nelson, British Columbia

May 14, 1954

Height: 5'-9" Weight: 175

Shoots: Right



NO PROFESSIONAL RECORD

Bill Hajt


Defense

Born: Borden, Saskatchewan

November 18, 1951

Height: 6'-3" Weight: 215

Shoots: Left



PROFESSIONAL RECORD

Season	Club	League	GP	G	A	PTS	PIM
1972-73	Cincinnati	AHL	69	4	31	35	40
1973-74	Buffalo	NHL	6	0	2	2	0
1973-74	Cincinnati	AHL	66	5	30	35	66
	NHL Totals		6	0	2	2	0

86

Billy Inglis

Center

Born: Ottawa, Ontario

May 11, 1943

Height: 5'-9" Weight: 160

Shoots: Left



PROFESSIONAL RECORD

Season	Club	League	GP	G	A	PTS	PIM
1962-63	Hull-Ottawa	EPHL	1	1	0	1	0
1963-64	Omaha	CPHL	60	20	16	36	19
1964-65	Omaha	CPHL	70	29	34	63	44
1965-66	Houston	CPHL	69	34	36	70	61
1966-67	Houston	CPHL	70	33	34	67	50
1967-68	Los Angeles	NHL	12	1	1	2	0
1967-68	Springfield	AHL	59	22	24	46	44
1968-69	Los Angeles	NHL	10	0	1	1	0
1968-69	Springfield	AHL	57	26	30	56	22
1969-70	Springfield	AHL	72	31	44	75	25
1970-71	Buffalo	NHL	14	0	1	1	4
1970-71	Salt Lake	WHL	6	3	0	3	2
1971-72	Salt Lake	WHL	71	24	36	60	29
1972-73	Cincinnati	AHL	75	40	57	97	29
1973-74	Cincinnati	AHL	76	35	36	71	48
	NHL Totals		36	1	3	4	4

Neil Korzack


Right Wing

Born: Milton, Ontario

April 18, 1952

Height: 5'-9" Weight: 165

Shoots: Left



PROFESSIONAL RECORD

Season	Club	League	GP	G	A	PTS	PIM
1973-74	Cincinnati	AHL	35	11	12	23	17

Jean Landry


Defense

Born: Montreal, Quebec

June 14, 1953

Height: 5'-11" Weight: 175

Shoots: Left



PROFESSIONAL RECORD

Season	Club	League	GP	G	A	PTS	PIM
1973-74	Cincinnati	AHL	73	5	16	21	16

87

Paul McIntosh

Defense

Born: Listowel, Ontario

March 13, 1954

Height: 5'-10" Weight: 177

Shoots: Right



Peter McNab


Center

Born: Vancouver, British Columbia

May 8, 1952

Height: 6'-3" Weight: 210

Shoots: Left



PROFESSIONAL RECORD

Season	Club	League	GP	G	A	PTS	PIM
1973-74	Buffalo	NHL	22	3	6	9	2
1973-74	Cincinnati	AHL	49	34	39	73	16
	NHL Totals		22	3	6	9	2

Jacques Caron


Goalkeeper

Born: Noranda, Quebec

April 21, 1940

Height: 6'-2" Weight: 185

Shoots: Left



PROFESSIONAL RECORD

Season	Club	League	GP	MINS	GA	SO	AVG
1961-62	Springfield	AHL	5		17	1	3.40
1962-63	Springfield	AHL	38		112	2	2.95
1963-64	Springfield	AHL	31		110	0	3.55
1964-65	Springfield	AHL	55		195	2	3.52
1965-66	Springfield	AHL	33	1832	80	2	2.62
1966-67	Springfield	AHL	32	1866	136	1	4.37
1967-68	Los Angeles	NHL	1	60	4	0	4.00
1967-68	Springfield	AHL	42	2393	151	0	3.79
1968-69	Los Angeles	NHL	3	140	9	0	3.86
1968-69	Denver	WHL	31	1764	122	2	4.15
1969-70	Denver	WHL	26	1548	120	0	4.57
1970-71	Denver	WHL	30	1668	109	2	3.92
1971-72	Denver	WHL	20	1160	45	0	2.32
1971-72	St. Louis	NHL	28	1619	68	1	2.52
1972-73	St. Louis	NHL	30	1562	92	1	3.53
1973-74	Vancouver	NHL	10	465	38	0	4.90
	NHL Totals		72	3846	211	2	3.29

Jim Nichols

Right Wing

Born: Garthland, Saskatchewan

March 3, 1948

Height: 5'-9" Weight: 170

Shoots: Right



PROFESSIONAL RECORD

Season	Club	League	GP	G	A	PTS	PIM
1971-72	Cincinnati	AHL	75	25	20	45	54
1972-73	Cincinnati	AHL	72	26	36	62	19
1973-74	Cincinnati	AHL	68	22	18	40	20

Joe Noris


Defense

Born: Denver, Colorado

October 26, 1951

Height: 6'-0" Weight: 185

Shoots: Right



PROFESSIONAL RECORD

Season	Club	League	GP	G	A	PTS	PIM
1971-72	Pittsburgh	NHL	35	2	5	7	20
1971-72	Hershey	AHL	42	8	15	23	37
1972-73	St. Louis	NHL	2	0	0	0	0
1972-73	San Diego	WHL	25	3	13	16	14
1972-73	Hershey	AHL	8	2	5	7	9
1972-73	Denver	WHL	35	10	18	28	14
1973-74	Buffalo	NHL	18	0	0	0	2
1973-74	Cincinnati	AHL	28	5	13	18	20
	NHL Totals		55	2	5	7	22

Tim Regan

Goalkeeper

Born: Providence, Rhode Island

December 28, 1949

Height: 6'-2" Weight: 200

Shoots: Left



PROFESSIONAL RECORD

Season	Club	League	GP	MINS	GA	SO	AVG
1972-73	Charlotte	EHL	44		166	1	3.81
1973-74	Cincinnati	AHL	31	1777	91	0	3.07

Bob Smulders

Right Wing

Born: Brampton, Ontario

February 5, 1953

Height: 6'-2" Weight: 187

Shoots: Right



PROFESSIONAL RECORD

Season	Club	League	GP	G	A	PTS	PIM
1973-74	Cincinnati	AHL	42	3	8	11	35

Morris Titanic

Left Wing

Born: Toronto, Ontario

January 7, 1953

Height: 6'-1" Weight: 180

Shoots: Left



PROFESSIONAL RECORD

Season	Club	League	GP	G	A	PTS	PIM
1973-74	Cincinnati	AHL	62	31	28	59	47

Communications





TED DARLING

The Radio-TV Voice of the Sabres

SABRES' BROADCAST CREW



PAT HANNIGAN

Radio



RICK JEANNERET

Radio



PAUL WIELAND

Director of Public Relations



RICK AZAR

Television

BUFFALO SABRES' 1974-75 RADIO AND TELEVISION SCHEDULES

All Sabres games at home and away can be heard on WGR-AM Radio 550.

The following games will be seen on WKBW-TV-7 during the 1974-75 season:

Saturday, October 19	Buffalo at Minnesota
Sunday, October 20	Toronto at Buffalo
Saturday, November 16	Buffalo at Boston
Friday, November 22	Buffalo at Atlanta
Wednesday, November 27	Buffalo at Chicago
Saturday, November 30	Buffalo at Pittsburgh
Tuesday, December 3	Buffalo at Washington
Sunday, December 22	Buffalo at Washington
Friday, December 27	Buffalo at New York Rangers
Sunday, December 29	Philadelphia at Buffalo
Saturday, January 11	Buffalo at Detroit
Saturday, January 25	Buffalo at Montreal
Thursday, January 30	New York Rangers at Buffalo
Saturday, February 1	Buffalo at Philadelphia
Tuesday, February 4	Buffalo at Detroit
Thursday, February 6	Buffalo at New York Islanders
Tuesday, February 18	Buffalo at New York Islanders
Wednesday, March 5	Buffalo at New York Rangers
Saturday, March 8	Buffalo at St. Louis
Thursday, March 20	New York Rangers at Buffalo
Saturday, March 22	Buffalo at Kansas City
Wednesday, March 26	Buffalo at Chicago
Friday, March 28	Buffalo at Atlanta
Sunday, March 30	Toronto at Buffalo
Tuesday, April 1	Buffalo at Boston

MEDIA SERVICES

The Sabres' press box is located on the west side of Memorial Auditorium, suspended from the ceiling.

Telecopy transmitting facilities will be located in the press box during each game and in the press interview room post-game. A league-wide Telex system supplies out-of-town scores and scoring, and closed circuit TV monitors are installed at each end of the press box.

The press interview room is located at ice level directly between the Sabres and visiting team dressing rooms and includes work area for writers and broadcasters.

The press lounge is located on the west (press box) side of the building between Level Two and Level Three.

MEDIA STAFF

Moving Message Programmer — Lee Coppola

Message System Operators — John Yuskiw, Jerry Magill.

Pre-Game Statistics — Leslie Brinkworth.

Game Statistician — Gordie Merritt.

Assistants—Sandy Marzullo, Jack Ksiadz, Hank Olejniczak, Dave Schwenkbeck.

Press Lounge — Gene Vaccaro, Don Guercio, John Cerrone.

NHL PUBLIC RELATIONS DIRECTORY

Jim Huber
Atlanta Flames
The Omni
100 Techwood Drive, N.W.
Atlanta, Georgia 30303

Nate Greenberg
Boston Bruins Hockey Club
150 Causeway Street
Boston, Massachusetts 02114

Shep Goldberg
California Golden Seals
303 Hegenberger Road
Suite 203
Oakland, California 94621

Don Murphy
Chicago Black Hawks
Chicago Stadium
1800 W. Madison Street
Chicago, Illinois 60612

John Bell
Detroit Red Wings
Olympia Stadium
5920 Grand River
Detroit, Michigan 48208

Bill Grigsby
Kansas City Scouts
Garden Level-Commerce Tower
Kansas City, Missouri 64105

Mike Hope
Los Angeles Kings
The Forum
3900 West Manchester Boulevard
Inglewood, California 90306

Dick Dillman
Minnesota North Stars
Metropolitan Sports Center
7901 Cedar Avenue S.
Bloomington, Minnesota 55420

Rolland Ricard
Montreal Canadiens
Montreal Forum
2313 St. Catherine Street W.
Montreal 108, Quebec

Hawley T. Chester III
New York Islanders
1155 Conklin Street
Farmingdale, New York 11735

John Halligan
New York Rangers
Madison Square Garden
4 Pennsylvania Plaza
New York, New York 10001

John Brogan
Philadelphia Flyers
The Spectrum
Pattison Place
Philadelphia, Pa. 19148

C. Terry Schifffhauer
Pittsburgh Penguins
Civic Arena
Pittsburgh, Pa. 15219

Alan Salomon
St. Louis Blues
St. Louis Arena
5700 Oakland Avenue
St. Louis, Missouri 63110

Howard Starkman
Toronto Maple Leafs
Maple Leaf Gardens
60 Carlton Street
Toronto 200, Ontario

Greg Douglas
Vancouver Canucks
Pacific Coliseum, Exhibition Park
Vancouver 6, B. C. V5K 3

Chip Campbell
Washington Capitals
c/o Capital Centre
Landover, Maryland 20786

SABRES' HOMES AWAY FROM HOME 1974-75

ATLANTA
Marriott Downtowner
Cain & Courtland Sts.
Atlanta, Georgia 30303
404-659-6500

BOSTON
Dunfey's Parker House
Tremont & School Sts.
Boston, Massachusetts 02107
617-227-8600

CALIFORNIA
Edgewater Hyatt House
455 Hegenberger Road
Oakland, California 94621
415-562-6100

CHICAGO
Chicago Marriott
8535 West Higgins Rd.
Chicago, Illinois 60631
312-693-4444

DETROIT
Hotel Pontchartrain
Two Washington Boulevard
Detroit, Michigan 48226
313-965-0200

KANSAS CITY
Kansas City Marriott
241 Paris Street
KCI
Kansas City, Missouri 64153
816-464-2200

LOS ANGELES
Los Angeles Marriott
5855 West Century Blvd.
Los Angeles, California 90045
213-641-5700

MINNESOTA
Marriott Inn
1919 East 78th St. at Cedar Avenue
Bloomington, Minnesota 55420
612-854-7441

MONTREAL
Sheraton Mt. Royal Hotel
1455 Peel Street
Montreal, Quebec
514-842-7777

NEW YORK (LONG ISLAND)
Holiday Inn of Westbury
369 Old Country Road
Westbury, L. I., New York 11590
516-997-5000

NEW YORK (RANGERS)
Statler Hilton Hotel
7th Avenue at 33rd Street
New York, New York
212-736-5000

PHILADELPHIA
Sheraton Airport Inn
Philadelphia International Airport
Philadelphia, Pennsylvania 19153
215-365-4150

PITTSBURGH
Chatham Center, Inc.
Chatham Center
Pittsburgh, Pennsylvania 15219
412-391-5000

ST. LOUIS
St. Louis Marriott
I-70 at Lambert Municipal Airport
St. Louis, Missouri
314-423-9700

VANCOUVER
Hotel Vancouver
Vancouver 1, British Columbia
CANADA
604-684-3131

WASHINGTON
Twin Bridges Marriott
U. S. 1 & I-95
Washington, D. C. 20001
202-628-4200

**BREAKDOWN OF BUFFALO SABRES'
1974-75 SCHEDULE**

Buffalo vs.	At Home	On Road	Total
Atlanta	2	2	4
*Boston	3	3	6
*California	3	3	6
Chicago	2	2	4
Detroit	2	3	5
Kansas City	2	2	4
Los Angeles	3	2	5
Minnesota	2	2	4
Montreal	3	2	5
New York Islanders	2	2	4
New York Rangers	2	3	5
Philadelphia	2	2	4
Pittsburgh	3	2	5
St. Louis	2	2	4
*Toronto	3	3	6
Vancouver	2	2	4
Washington	2	3	5
Totals	40	40	80

*In Division IV with Buffalo

By Month	At Home	On Road	Total
October	5	5	10
November	7	9	16
December	8	4	12
January	7	5	12
February	7	5	12
March	5	10	15
April	1	2	3
Totals	40	40	80



Some straight talk about banking.

*Checking accounts,
savings accounts,
Bank Americard,
all kinds of loans—
everything you do
with money in one
convenient place.*

*Earn the highest
interest allowed by
law on your savings.*

*Free 62+ checking
if you're 62 or over
and retired.*

*We're small—
enough to know
you personally
so we can help
you better.*

BB

Bank of Buffalo

*You get the
straightforward
service we know
you still want
and expect
from a bank.*

*Twelve offices
all over this area.
And we keep
customer hours.*

The straight talk people.