



Presents

THE BUFFALO SABRES



1988-1989 SCHEDULE

OCTOBER 1988

SUN	MON	TUE	WED	THU	FRI	SAT
						1
2	3	4	5	6 MONT.	7	8 WASH.
9 PHIL.	10	11	12 PITT.	13	14 QUE.	15
16 QUE.	17	18	19 TOR.	20	21 MONT.	22 MONT.
23	24	25 N.J.	26 HART.	27	28	29 BOS.
30 BOS.	31					

NOVEMBER 1988

		1	2 N.Y.R.	3	4 EDMN.	5 CALG.
6	7	8	9 CALG.	10	11	12 N.Y.I.
13 EDMN.	14	15	16 CHI.	17	18	19 L.A.
20	21	22 VAN.	23	24	25 CHI.	26
27 PHIL.	28	29	30 QUE.			

DECEMBER 1988

SUN	MON	TUE	WED	THU	FRI	SAT
				1	2 HART.	3 MONT.
4	5	6 HART.	7	8 BOS.	9	10
11 WASH.	12	13	14 WPG.	15 MINN.	16	17
18	19 EDMN.	20	21 N.Y.R.	22	23 TOR.	24
25	26 BOS.	27	28 DET.	29	30 WASH.	31 PHIL.

Home games starting times:
 Mon.-Sat. 7:35 p.m. Sundays 7:05 p.m.
 Sat. 12/31 7:05 p.m. *Afternoon games 1:05 p.m.

 Home Games Away Games

JANUARY 1989

SUN	MON	TUE	WED	THU	FRI	SAT
1	2	3	4 HART.	5	6 N.J.	7 TOR.
8	9 Red Army	10	11	12 CHI.	13	14 QUE.
15 CALG.	16	17	18 MINN.	19	20	21 * BOS.
22 * BOS.	23	24	25 DET.	26	27 MONT.	28 MONT.
29	30	31 HART.				

FEBRUARY 1989

			1	2 St.L.	3	4 L.A.
5	6	7	8	9 HART.	10 VAN.	11
12 St.L.	13	14 PITT.	15 N.J.	16	17 PITT.	18
19 * DET.	20	21	22 N.Y.I.	23	24 WPG.	25 MONT.
26	27	28				

MARCH 1989

			1 L.A.	2	3	4 QUE.
5 QUE.	6	7	8 N.Y.R.	9	10	11 * BOS.
12 * BOS.	13	14	15	16 HART.	17	18 MINN.
19	20 WPG.	21	22 St.L.	23	24 VAN.	25 QUE.
26	27	28 HART.	29	30 MONT.	31	

APRIL 1989

						1 N.Y.I.
2 QUE.	3	4	5	6	7	8

Tickets available at Memorial Auditorium Box Office & all Ticketron locations
 © 1988 Buffalo Sabres

BUFFALO SABRES



YEARBOOK 88-89

Ticket information: Buffalo: 856-7300 Outside Buffalo: 1-800-333-PUCK Canada: 1-800-821-2830

TOP DRAFT CHOICE



Boy, could I go for a Genny now.



GBCO ROCH. NY



BUFFALO SABRES

1988-1989 YEARBOOK

TABLE OF CONTENTS

The Front Office 3

Seymour Knox	4	Barry Smith	8
Administration	4	All-Time Coaching Records	8
Gerry Meehan	5	Hockey Department	10
Ted Sator	6	Club Staff	12-13
Don Lever	7		

The Players 15

Training Camp Roster	16-17	Others Drafted by Team	84-85
Player Profiles	18-83	1988 Entry Draft Choices	86

Statistics and Records 87

1987-88 Results	88-89	One-Season Leaders	136
Year-by-Year Results	90	Team Records	138-139
NHL Standings - 1987-88	90-91	Individual Records	139-141
87-88 Scoring	92	Penalty Shots	142
87-88 Home and Road Scoring	93	Shutouts	142-143
87-88 Scoring by Season Halves	94	Goalies' Won-Lost Records	146
87-88 Regular Season Records	95	Hat Tricks	147-148
87-88 Transactions	96	Season Openers	149
The Last Streak	97	Opponents' Top Scorers	149
87-88 Leads and Deficits	97	Yearly Home/Road Records	150
Buffalo vs. NHL Clubs	99-119	Special Teams Records	150
The Last Win	120-121	All-time Transactions	151-152
All-Time Scoring	123-126	Comparative NHL Records	154
All-Time Goaltending	127	All-Time Sabre Attendance	154
Yearly Leaders	127	Road to the Stanley Cup	155
Draft History	128-131	Media Information	157
All-Time Uniform Numbers	132	Pronunciation Guide	157
Awards	133-134	NHL Directory	158-159
Career Leaders	135	NHL Notes	160

The Playoffs 161

All-Time Playoff Scores	162-163	Team Playoff Records	167
1988 Playoff Summary	164	Individual Playoff Records	168-169
All-time Playoff Scoring	165-166	Overtime Results	169
Playoff Goaltending	166		

Rochester Americans 171

Club Directory	172	Records	177-179
87-88 Scoring	173	Americans' Schedule	180
87-88 Playoff Scoring	174	Television/Radio Information	182-183
AHL 87-88 Review	175		
John Van Boxmeer	176		


Photos by Bill Wippert
 Guide Printed by Boncraft Inc.
 Guide Design by Chris Bein Design
 Editors: Budd Bailey and John Gurtler



1988-89 CLUB DIRECTORY

Chairman of the Board and President	Seymour H. Knox, III
Vice-Chairman of the Board and Counsel	Robert O. Swados
Vice-Chairman of the Board	Robert E. Rich, Jr.
Treasurer	Joseph T.J. Stewart
Board of Directors -Niagara Frontier Hockey, L.P. (includes above listed officers)	
	Edwin C. Andrews, Peter C. Andrews, George L. Collins, Jr. M.D., John B. Fisher, John Houghton, Richard W. Rupp, Howard T. Saperston, Jr., Paul A. Schoellkopf, George Strawbridge, Jr., Arthur Victor, Jr.
Senior Vice-President/Administration	Mitchell Owen
Senior Vice-President/Finance	Robert W. Pickel
Vice-President/Marketing	George Bergantz
General Manager	Gerry Meehan
Head Coach	Ted Sator
Assistant Coaches	Barry Smith & Don Lever
Director of Professional Evaluation & Development	Craig Ramsay
Director of Amateur Evaluation & Development	Don Luce
Director of Scouting	Rudy Migay
Coordinator of Minor League Prof. Development	Joe Crozier
Administrative Assistant	Debbie Bonner
Scouting Staff	Don Barrie, Jack Bowman, Frank Deegan, Dennis McIvor, Paul Merritt, Mike Racicot, Frank Zywiec
Computer Scouting Analyst	Ken Bass
Trainer	Jim Pizzutelli
Assistant Trainer	Rip Simonick
Equipment Supervisor	John Heidinger
Controller	David Whissel
Director of Advertising & Group Sales	Steve Donner
Director of Amateur Hockey Development	John Mickler
Director of Communications	Paul Wieland
Director of Promotions & Merchandising	Jeffrey Pakerwinski
Director of Public Relations	John Gurtler
Director of Ticket Operations	Jeffrey Pickel
Communications/Public Relations Assistant	Budd Bailey
Account Executives	John Livsey, Bob Russell, Sean McCrossan
Manager - Sabreland	Stan Makowski
Voice of the Sabres	Ted Darling
Club Doctors	John Butsch, M.D., Joseph Buran, M.D.
Club Dentist	Donald DeRose, D.D.S.
Club Staff	Evelyn Battleson, Barbara Blendowski, Donna Buyea, Robert Dahar, Pat Dudley, Cyndi Dyll, Jody Eisensmith, Birgid Haensel, Chris Ivansitz, Mary Jones, John Kreuzer, Sally Lippert, Gerry Magill, Carol McHugh, Mary Onofrio, Cheryl Schoenthaler, John Sinclair, Cheryl Smith, Verna Wojcik
Club Photographer	Bill Wippert
Executive Offices	Memorial Auditorium
Telephone/Executive Offices & Ticket Office	(716) 856-7300
	(Outside Buffalo area) (800) 333-PUCK
	(From Canada) (800) 281-2830
Home Ice	Memorial Auditorium
Dimensions of Rink	196 feet by 85 feet
Capacity including Standees	16,433
Location of Press Box	Suspended from ceiling on west side
Club Colors	Blue, White and Gold
Uniforms	Home: White base with blue and gold trim Road: Blue base with white and gold trim
Off-Ice Officials	Hank Olejniczak (Supervisor and Official Scorer), Tony Caggiano, Sam Costello, Richard Costolnick, Dale Gwynn, Robert Kalenik, Don Kwak, Duke Morettin, Jim Murdoch, Stanley Renkas, Clifford Smith, Bill Truman
Anthem Singers	Sue Brittain, John Putnam
Organist	Joe Mankowski
Public Address Announcer	Milt Ellis

THE FRONT OFFICE



SEYMOUR H. KNOX, III



President and Chairman of the Board

Since the Sabres were founded in 1970, Seymour H. Knox, III, along with his brother, Northrup, has provided the club with top-flight leadership which has allowed it to become known as one of the best organizations in the National Hockey League.

The Knox brothers' first attempt to bring the NHL to Buffalo came in September, 1965, when they first applied for a franchise. The city was passed over in the 1967 league expansion, so in 1968 Seymour and Northrup signed a contract to purchase the Oakland franchise with the intent of moving it to Buffalo. The NHL Board of Governors decided to keep the Seals in Oakland, though. The efforts of the two

men finally were rewarded on December 2, 1969, when the city was granted an expansion franchise for the 1970-71 season.

Seymour added the President's duties in May, 1988 (he succeeded brother Northrup, who resigned to become Chairman of the Board at Marine Midland Bank N.A.), and represents the Sabres on the NHL's Board of Governors. During the past 17 seasons, the Sabres have maintained one of the best records in the NHL. Seymour was recognized for his contributions to the team's success when he won the NHL's "Executive of the Year" Trophy in 1975.

Seymour currently serves as a Vice President of Kidder, Peabody and Co. He is a director of Pratt & Lambert, Inc. and the F.W. Woolworth Company, and he is a director of several community organizations. Seymour formerly was nationally ranked as a squash racquets player, and is a three-time winner of the U.S. court tennis doubles championships. His hockey career ended as a schoolboy because of a football injury.

Seymour and his wife, Jean, live in Buffalo. They have four children: Seymour IV, W.A. Read, Avery F. and Helen Edith.

ADMINISTRATION



Robert E. Rich, Jr.
Vice-Chair. / Board



Robert O. Swados
Vice-Chair. / Board & Counsel



Mitchell Owen
Sr. Vice-Pres. / Admin.



Robert W. Pickel
Sr. Vice-Pres. / Finance



George Bergantz
Vice-Pres. / Marketing

GERRY MEEHAN



General Manager

It hasn't taken long for Gerry Meehan to rank as one of the top young general managers in hockey.

Meehan took over the job on December 22, 1986, when the Sabres finished last in the overall NHL standings. In his first full year on the job, the Sabres jumped all the way to a tie for seventh in the overall standings. He finished in a tie for second in voting by The Sporting News for the NHL's Executive of the Year.

Meehan's performance as General Manager is another sign of the Sabres' wisdom in drafting him in the Expansion Draft of 1970. He spent four seasons in Buffalo as a player and was the second captain in the team's history. The

center played in the team's first regular season game ever (and had the Sabres' first penalty ever). Meehan's most memorable moment in a Buffalo uniform came in the 1971-72 season, when his goal in the final seconds of the season's last game knocked the Flyers out of the playoffs.

The Toronto native spent 10 seasons in the National Hockey League in all, also playing with Toronto, Philadelphia, Vancouver, Atlanta and Washington.


After retiring from hockey, Meehan received his undergraduate degree from Canisius College and a law degree at the University of Buffalo. Upon graduating in 1982, he joined the law firm of Cohen, Swados, Wright, Hanifin, Bradford and Brett, where he was involved in some of the Sabres' legal work. He was named the team's assistant general manager in the summer of 1984, the first ex-Sabre player to move into the club's front office.

Gerry lives in Amherst with his wife, Mirella, and their three children, Danny, Adam and Katie.

PLAYING RECORD

Season	Club	League	REGULAR SEASON					PLAYOFFS				
			GP	G	A	PTS	PIM	GP	G	A	PTS	PIM
1968-69	Toronto	NHL	25	0	2	2	2	—	—	—	—	—
	Philadelphia	NHL	12	0	3	3	4	4	0	0	0	0
1970-71	Buffalo	NHL	77	24	31	55	8	—	—	—	—	—
1971-72	Buffalo	NHL	77	19	27	46	12	—	—	—	—	—
1972-73	Buffalo	NHL	77	31	29	60	21	6	0	1	1	0
1973-74	Buffalo	NHL	72	20	26	46	17	—	—	—	—	—
1974-75	Buffalo	NHL	3	0	1	1	2	—	—	—	—	—
	Vancouver	NHL	57	10	15	25	4	—	—	—	—	—
	Atlanta	NHL	14	4	10	14	0	—	—	—	—	—
1975-76	Atlanta	NHL	48	7	20	27	8	—	—	—	—	—
	Washington	NHL	32	16	15	31	10	—	—	—	—	—
1976-77	Washington	NHL	80	28	36	64	13	—	—	—	—	—
1977-78	Washington	NHL	78	19	24	43	10	—	—	—	—	—
1978-79	Washington	NHL	18	2	4	6	0	—	—	—	—	—
	Cincinnati	WHA	2	0	0	0	0	—	—	—	—	—
NHL TOTALS			670	180	243	423	111	10	0	1	1	0
WHA TOTALS			2	0	0	0	0	0	0	0	0	0
TOTALS AS A SABRE			306	94	114	208	60	6	0	1	1	0

TED SATOR



Head Coach

It's beginning to look like Ted Sator has found a home in Buffalo.

Sator was named head coach of the Sabres on December 22, 1986, taking over a team which was last in the Adams Division. Despite missing the playoffs that season, the Sabres were only one game under .500 for the rest of the season.

Sator took over where he left off in 1987-88. Buffalo earned 85 points to finish in third place in the Adams Division. The club's 21 point improvement was the largest in the NHL last season, and Buffalo reached the playoffs for the first time in three years.

The Utica, New York native has been involved in hockey throughout most of his life. He played hockey at Bowling Green State University, where he graduated Magna Cum Laude in 1972. After a knee injury cut short an attempt to play for the New York Raiders of the World Hockey Association, Sator served as an assistant coach at Bowling Green. Two of his players there were the Whalers' Mike Liut and the Islanders' Ken Morrow.

In 1978, Sator started a five year coaching tenure in Sweden, working for the Vaxjo HC and Rogle BK clubs. In 1983 he became the first American to be invited to attend the Czechoslovakian National Team Symposium in Prague.

Later that year Sator was hired as an assistant coach by the Philadelphia Flyers. He worked one year under Bob McCammon and another under current coach Mike Keenan. The New York Rangers hired Sator as their head coach in June, 1985, and he led the club to one of the greatest upsets in NHL playoff history (in terms of percentage) in beating the Flyers the next spring. General manager Phil Esposito relieved Sator of his duties in November, 1986, and he took the Sabres' coaching post a little more than a month later.

Ted and his wife, Susanne, live in Williamsville.

HEAD COACHING RECORD

Year	Team	Record	Honors
1978-79	Vaxjo HC	15- 4- 3	Third Place (Player-Coach)
1979-80	Vaxjo HC	11- 9- 2	Fourth Place
	Vaxjo HC Jrs.	16- 2- 2	First Place
1980-81	Vaxjo HC	15- 3- 2	Division II Champion
1981-82	Rogle BK	24- 7- 2	Division II Champion
1982-83	Rogle BK	16- 13- 3	Series Champion
1985-86	N.Y. Rangers	36- 38- 6	Semi-Finals of Playoffs
1986-87	N.Y. Rangers	5- 10- 4	
	Buffalo	21- 22- 4	
1987-88	Buffalo	37- 32- 11	First Round of Playoffs
NHL TOTALS		99-102-25	
TOTALS AS A SABRE COACH		58- 54-15	

DON LEVER



Assistant Coach

Don Lever always has been a success in the various stages of his hockey career, so it was no surprise that the latest phase of his involvement with the game started so smoothly last season.

Lever, 35, is starting his second season as an assistant coach with the Sabres after completing his professional playing career in 1986-87. He spent much of his time working with the players individually; he frequently stayed on the ice after practice to share some tips with members of one of the youngest teams in the NHL.

Lever played his junior hockey in nearby Niagara Falls, Ontario. After scoring 126 points in 63 games for the Flyers, he was the first draft choice (and third pick overall) of the Vancouver Canucks in 1972. He spent almost eight full seasons there, and he set his career-high of 38 goals there in 1974-75.

Don was traded to Atlanta in February, 1980, and moved with the Flames to Calgary that summer. He was dealt to Colorado in 1981, and again he was a part of a franchise shift as the Rockies became the New Jersey Devils in 1982.


The Sabres acquired his rights from the Devils on September 9, 1985, and he spent two seasons as a player in Buffalo's organization. During that time he played his 1,000th NHL game. Lever split his playing time between Buffalo and Rochester, and in 1986-87 he served the Amerks as a player-assistant coach under John Van Boxmeer. A Calder Cup championship was a fitting ending for the playing career of this true professional. Lever was named an assistant coach under Ted Sator on June 12, 1987.

Don, his wife Karen and their children, Michael, Sarah and Caitlin, live in Amherst.

PLAYING RECORD

Season	Club	League	REGULAR SEASON					PLAYOFFS				
			GP	G	A	PTS	PIM	GP	G	A	PTS	PIM
1972-73	Vancouver	NHL	78	12	26	38	49	—	—	—	—	—
1973-74	Vancouver	NHL	78	23	25	48	28	—	—	—	—	—
1974-75	Vancouver	NHL	80	38	30	68	49	5	0	1	1	4
1975-76	Vancouver	NHL	80	25	40	65	93	2	0	0	0	0
1976-77	Vancouver	NHL	80	27	30	57	28	—	—	—	—	—
1977-78	Vancouver	NHL	75	17	32	49	58	—	—	—	—	—
1978-79	Vancouver	NHL	71	23	21	44	17	3	2	1	3	2
1979-80	Vancouver	NHL	51	21	17	38	32	—	—	—	—	—
	Atlanta	NHL	28	14	16	30	4	4	1	1	2	0
1980-81	Calgary	NHL	62	26	31	57	56	16	4	7	11	20
1981-82	Calgary	NHL	23	8	11	19	6	—	—	—	—	—
	Colorado	NHL	59	22	28	50	20	—	—	—	—	—
1982-83	New Jersey	NHL	79	23	30	53	68	—	—	—	—	—
1983-84	New Jersey	NHL	70	14	19	33	44	—	—	—	—	—
1984-85	New Jersey	NHL	67	10	8	18	31	—	—	—	—	—
1985-86	Buffalo	NHL	29	7	1	8	6	—	—	—	—	—
	Rochester	AHL	29	6	11	17	16	—	—	—	—	—
1986-87	Buffalo	NHL	10	3	2	5	4	—	—	—	—	—
	Rochester	AHL	57	29	25	54	69	18	4	3	7	14
NHL TOTALS			1020	313	367	680	593	30	7	10	17	26
TOTALS AS A SABRE			39	10	3	13	10	0	0	0	0	0

BARRY SMITH



Assistant Coach

When Ted Sator arrived in Buffalo to coach the Sabres in December, 1986, he didn't know that much about his new team. So he partly relied on the words of an old friend, assistant coach Barry Smith. The two men knew each other from their coaching days in Scandinavia. Smith and Sator now have worked together in Buffalo for more than a season and one-half, and the success of their efforts is obvious.

Smith and assistant coach Don Lever alternated between a spot behind the bench or a place in the press box, and the two men were in constant contact via a two-way radio. Smith was in charge of the team's strength and conditioning, and he spent plenty of time working with the team's defensemen.

Smith is a native Western New Yorker, having graduated from Kenmore West Senior High School. He went to college at Ithaca College, where he captained the hockey and football teams. After graduation with a degree in physical education in 1972, he stayed to study for his Master's Degree while coaching hockey and football. Smith picked up another Master's Degree after that at Elmira College, where he was the varsity hockey coach. There his teams reached the playoffs five times in six years, with three of them winning ECAC championships and two reaching the NCAA Finals.

Smith went on to coach in Norway and Sweden. He studied coaching techniques in Soviet Union and Czechoslovakia, and served as an assistant for Norwegian teams in both World Championship and Olympic competitions. While in Europe he filed some evaluation reports on European players for the Sabres' organization. He became the first Buffalo area native to join the Sabres' coaching staff when he was hired on March 3, 1986.

Barry, his wife, Mary, and their children, Ryan and Molly, live in Williamsville.

SABRES' ALL-TIME COACHING RECORDS

Coach	Games	Won-Lost Tied	Pct.
Floyd Smith - 5/74 to 5/77	241	143 - 62 - 36	.668
Roger Neilson - 10/80 to 5/81	80	39 - 20 - 21	.618
Marcel Pronovost - 10/77 to 12/78	104	52 - 29 - 23	.611
Scott Bowman - 6/79 to 5/80	404	210 - 134 - 60	.594
- 10/81 - 12/81			
- 3/82 - 5/85			
- 1/86 - 11/86			
Billy Inglis - 12/78 to 6/79	56	28 - 18 - 10	.589
Jim Roberts - 12/81 to 3/82	45	21 - 16 - 8	.555
Ted Sator - 12/86 to present	127	58 - 54 - 15	.516
Jim Schoenfeld - 6/85 to 1/86	43	19 - 19 - 5	.500
Joe Crozier - 1/72 to 5/74	192	77 - 80 - 35	.492
"Punch" Imlach - 10/70 to 1/72	119	32 - 65 - 25	.378
Craig Ramsay - 11/86 to 12/86	21	4 - 15 - 2	.238

SABRES' ALL-TIME PLAYOFF COACHING RECORDS

Coach	Games	Won-Lost	Pct.
Scott Bowman - 1980, 1982-85,	36	18 - 18	.500
Floyd Smith - 1975, 1976 & 1977	32	16 - 16	.500
Roger Neilson - 1981	8	4 - 4	.500
Marcel Pronovost - 1978	8	3 - 5	.375
Ted Sator - 1988	6	2 - 4	.333
Joe Crozier - 1973	6	2 - 4	.333
Billy Inglis - 1979	3	1 - 2	.333

Face off with Bill Lacy



Mornings on WBEN Radio 930

Bill Lacy's first every
weekday morning
with news, sports,
traffic and weather-
fax. Don't start your
day without him.

The WBEN
Good Morning Show
5-10 a.m.

WBEN
RADIO 930

Voice of the Buffalo Sabres

HOCKEY DEPARTMENT



Craig Ramsay
Director of Professional
Evaluation and
Development



Don Luce
Director of Amateur
Evaluation and
Development



Rudy Migay
Director of Scouting



Joe Crozier
Coordinator of Minor
League Professional
Development



Don Barrie
Scout



Jack Bowman
Scout



Frank Deegan
Scout



Dennis McIvor
Scout



Paul Merritt
Scout



Mike Racicot
Scout



Frank Zywiec
Scout



Jim Pizzutelli
Trainer




Rip Simonick
Assistant Trainer



John Heidinger
Equipment Supervisor

Your One Stop Sports Store!!!!



SOUTHTOWN SPORTS CENTER

180 Buffalo Street Hamburg, N.Y. 14075
648-7002

THE STAFF



Budd Bailey
Communications/
Public Relations
Assistant



Ken Bass
Computer Scouting
Analyst



Evelyn Battleson
Receptionist



Barbara Blendowski
Secretary -
Communications &
Public Relations



Debbie Bonner
Administrative
Assistant



Dr. Joseph Buran
Team Doctor



Dr. John Butsch
Team Doctor



Donna Buyea
Ticket Office



Robert Dahar
Accounting



Ted Darling
Voice of the Sabres



Steve Donner
Director of Advertising
& Group Sales



Cyndi Dyll
Secretary - Hockey
Department



Jody Eisensmith
Accounting



John Gurtler
Director of
Public Relations



Birgid Haensel
Accounting



Chris Ivansitz
Accounting




Mary Jones
Accounting



John Kreuzer
Merchandise Manager



Sally Lippert
Accounting



John Livsey
Account Executive


THE STAFF con't



Gerry Magill
Staff Assistant



Stan Makowski
Manager - Sabreland



Sean McCrossan
Account Executive



Carol McHugh
Executive Secretary



John Mickler
Director of Amateur
Hockey Development



Jeffrey Pickel
Director of Ticket
Operations



Jeffrey Pokerwinski
Director of Promotions
and Merchandising



Bob Russell
Account Executive



Cheryl Schoenthaler
Secretary - Marketing



John Sinclair
Ticket Office



Cheryl Smith
Secretary - Finance



David Whissel
Controller




Paul Wieland
Director of Communications



Verna Wojcik
Executive Secretary

TIME OUT



For Marine's "Extra Effort" Kids.

When the Sabres take a break, our kids will be taking to the ice. Marine Midland Bank is proud to be sponsoring the Youth Exhibition Hockey Games because we're convinced that today's team players will become tomorrow's winners.

So go ahead kids, show your stuff! We're with you all the way from your first face-off to your final goals.



THE PLAYERS



BUFFALO SABRES' TRAINING CAMP ROSTER

FORWARDS			POS	HGT	WGT	S	BIRTHPLACE	DATE	87-88 TEAM	G	A	PTS
Andersson, Mikael	LW	5-11	183	L	Malmo, Sweden	5-10-66	Roch./Buffalo	15	34	49		
Andreychuk, Dave	LW	6-3	214	R	Hamilton, Ont.	9-29-63	Buffalo	30	48	78		
Arnie, Scott	RW	6-1	190	L	Kingston, Ont.	7-17-62	Buffalo	17	23	40		
Brydges, Paul	C	5-11	180	R	Guelph, Ontario	6-21-65	Rochester	15	16	31		
Capello, Jeff	LW	6-1	195	L	Ottawa, Ontario	9-25-64	Rochester	15	23	38		
Creighton, Adam	C	6-5	214	L	Burlington, Ont.	6-2-65	Buffalo	10	17	27		
Donnelly, Mike	LW	5-11	185	L	Detroit, Mich.	10-10-63	NYR/Buffalo	8	10	18		
Foigno, Mike	RW	6-2	195	R	Sudbury, Ontario	1-29-59	Buffalo	29	28	57		
Fraser, Jay	LW	6-1	203	L	St. Lambert, Que.	10-26-61	Rochester	5	9	14		
Gage, Jody	RW	6-0	188	R	Toronto, Ontario	11-29-59	Rochester	60	44	104		
Grzky, Keith	C	5-9	160	R	Brantford, Ont.	2-16-67	Roch./Flint	17	42	59		
Griffith, Mike	RW	5-11	205	L	Toronto, Ontario	1-3-69	Ottawa	46	37	83		
Guay, Francois	C	6-0	186	L	Gatineau, Quebec	6-8-68	Laval	60	84	144		
Hartman, Mike	RW	6-0	183	L	Detroit, Mich.	2-7-67	Roch./Buffalo	16	15	31		
Hogue, Benoit	C	5-10	177	L	Repentigny, Que.	10-28-66	Rochester	24	31	55		
Jackson, Jim	RW	5-8	190	R	Oshawa, Ont.	2-1-60	Rochester	23	48	71		
Kaese, Trent	RW	5-11	205	R	Nanaimo, B.C.	9-9-67	Roch./Flint	17	37	54		
Kerr, Kevin	RW	5-10	170	R	North Bay, Ont.	9-18-67	Rochester	18	11	29		
Loewen, Darcy	LW	5-10	182	L	Calgary, Alberta	2-26-69	Spokane	30	44	74		
Logan, Bob	LW	6-0	190	R	Montreal, Quebec	2-22-64	Roch./Buffalo	26	17	43		
Ludvig, Jan	RW	5-10	186	R	Liberec, Czech	9-17-61	Buffalo	1	6	7		
MacIsaac, Allan	LW	6-0	181	L	Dartmouth, N.S.	10-10-67	St. Fran. (Xav.)	-	-	-		
MacVicar, Andrew	LW	6-1	195	L	Trenton, Ontario	3-12-69	Peterborough	30	51	81		
Maguire, Kevin	RW	6-2	198	R	Trenton, Ontario	1-5-63	Buffalo	4	6	10		
Metcalfe, Scott	LW	6-0	195	L	Toronto, Ontario	1-6-67	N.S./Roch.	11	32	43		
Napier, Mark	RW	5-10	183	R	Toronto, Ontario	1-28-57	Buffalo	10	8	18		
Oriando, Gates	C	5-8	176	L	Montreal, Quebec	11-16-62	Rochester	4	13	17		
Parker, Jeff	RW	6-3	194	R	St. Paul, Minn.	9-7-64	Rochester	13	31	44		
Priestley, Ken	C	5-10	187	L	Vancouver, B.C.	8-24-67	Roch./Buffalo	32	36	68		
Ray, Robert	LW	6-0	203	L	Strling, Ont.	6-8-68	Cornwall	11	41	52		
Ruutu, Christian	C	5-11	194	L	Lappeen, Finland	2-20-64	Buffalo	26	45	71		
Savage, Joel	RW	5-11	195	R	Surrey, B.C.	12-25-69	Victoria	37	32	69		
Sheppard, Ray	RW	6-1	182	R	Pembroke, Ontario	5-27-66	Buffalo	38	27	65		


Smith, Doug	C	5-11	186	R	Ottawa, Ontario	5-17-63	Buffalo	9	19	28
Tkachuk, Grant	LW	5-9	175	L	L. La Biche, Alb.	9-27-68	Saskatoon	51	46	97
Tucker, John	C	6-0	197	R	Windsor, Ontario	9-29-64	Buffalo	19	19	38
Turgeon, Pierre	C	6-1	203	L	Rouyn, Quebec	8-29-69	Buffalo	14	28	42

DEFENSEMEN			POS	HGT	WGT	S	BIRTHPLACE	DATE	87-88 TEAM	G	A	PTS
Anderson, Shawn	D	6-1	196	L	Montreal, Quebec	2-7-68	Roch./Buffalo	6	18	24		
Dunn, Richie	D	6-0	200	L	Boston, Mass.	5-12-57	Rochester	12	35	47		
Ferner, Mark	D	6-0	183	L	Regina, Sask.	9-5-65	Rochester	1	25	26		
Gasseau, James	D	6-2	204	R	Carleton, Quebec	5-4-66	Rochester	9	21	30		
Halkidis, Bob	D	5-11	200	L	Toronto, Ontario	3-5-66	Roch./Buffalo	2	8	10		
Hofford, Jim	D	6-0	195	R	Sudbury, Ontario	10-4-64	Rochester	3	15	18		
Hospodar, Ed	D	6-2	209	R	Bowling Green, O.	2-9-59	Buffalo	0	1	1		
Housley, Phil	D	5-10	179	L	St. Paul, Minn.	3-9-64	Buffalo	29	37	66		
Johansson, Calle	D	5-11	205	L	Goteborg, Sweden	2-14-67	Buffalo	4	38	42		
Krupp, Uwe	D	6-6	230	R	Cologne, W. Germ.	6-24-65	Buffalo	3	13	16		
McSweeney, Don	D	5-11	194	L	Detroit, Michigan	6-9-64	Rochester	9	29	38		
Miller, Brad	D	6-4	200	L	Edmonton, Alberta	7-23-69	Regina	9	34	43		
Moylan, Dave	D	6-2	185	L	Tillburg, Ont.	8-13-67	Rochester	0	0	0		
Ramsay, Mike	D	6-3	198	L	Minneapolis, Minn.	12-3-60	Buffalo	5	16	21		
Reekie, Joe	D	6-3	209	L	Pelawawa, Ont.	2-22-65	Buffalo	1	4	5		
Ruff, Lindy	D	6-2	198	L	Warburg, Alberta	2-17-60	Buffalo	2	23	25		

GOALTENDERS			POS	HGT	WGT	C	BIRTHPLACE	DATE	87-88 TEAM	GP	MIN	GAA
Barrasso, Tom	G	6-3	207	R	Boston, Mass.	3-31-65	Buffalo	54	3133	3.31		
Cloutier, Jacques	G	5-7	167	L	Noranda, Quebec	1-3-60	Buffalo	20	851	4.72		
Flaherty, Wade	G	5-11	156	R	Terrace, B.C.	1-11-68	Victoria	36	2052	3.95		
Puppa, Daren	G	6-3	191	R	Kirk Lake, Ont.	3-23-65	Buffalo	17	874	4.19		
Rein, Kenton	G	5-11	175	L	Toronto, Ontario	12-9-67	Rochester	0	0	0.00		
Wakaluk, Darcy	G	5-11	176	L	Pln. Creek, Alta.	3-14-66	Rochester	55	2763	3.45		

S - Shoots
C - Catches

MIKAEL ANDERSSON



14

Left Wing

Born:

Malmö, Sweden

May 10, 1966

Height: 5'11"

Weight: 183

Shoots: Left

Last Amateur Club:

Vastra Frolunda

HOW ACQUIRED: First round draft choice (18th overall) of the Sabres in 1984.

1987-88: Enjoyed his best season since coming to North America, and could be with the Sabres to stay...Was called up on Dec. 28 after finding his scoring touch in Rochester, and played well the rest of the NHL season...Played both wings during the course of the season...Added speed to Buffalo's roster...Team had a 21-13-3 record when he was in the lineup...Had three assists in two different games...Games Missed to Injury: 8.

CAREER: Was the first Swedish player ever selected by the Sabres in the first round of the draft...Used to play with Calle Johansson, another Sabres' number one draft choice in Sweden...Played in the World Junior Championships for Sweden during the 1983-84 season...Attended the Sabres' training camp in 1984 before returning to Sweden.


PERSONAL: Single...Returns to Sweden for the off-season...Spent part of the summer vacationing in Greece...Lists soccer as his favorite sport other than hockey...First name is Bo, but goes by middle name.

PLAYING RECORD

Season	Club	League	REGULAR SEASON					PLAYOFFS				
			GP	G	A	PTS	PIM	GP	G	A	PTS	PIM
1983-84	Vastra Frolunda		12	0	2	2	6	—	—	—	—	—
1984-85	Vastra Frolunda		32	16	11	27	18	—	—	—	—	—
1985-86	Buffalo	NHL	32	1	9	10	4	—	—	—	—	—
	Rochester	AHL	20	10	4	14	6	—	—	—	—	—
1986-87	Rochester	AHL	42	6	20	26	14	9	1	2	3	2
	Buffalo	NHL	16	0	3	3	0	—	—	—	—	—
1987-88	Rochester	AHL	35	12	14	36	16	—	—	—	—	—
	Buffalo	NHL	37	3	20	23	10	1	1	0	1	0
NHL TOTALS			85	4	32	36	14	1	1	0	1	0
TOTALS AS A SABRE			85	4	32	36	14	1	1	0	1	0



DAVE ANDREYCHUK



25

Left Wing

Born:

Hamilton, Ontario
September 29, 1963

Height: 6'3"

Weight: 214

Shoots: Right

Last Amateur Club:

Oshawa Generals

HOW ACQUIRED: First round draft choice (16th overall) of the Sabres in 1982.

1987-88: Had another typically fine season...Led the club in scoring for the third straight season...Was first on the team in assists and second in goals...Led the team in shots with 253, and his 15 power-play goals tied Ray Sheppard for the club lead...Added six points in six playoff games...Led the team with 20 multiple-point games, including three hat tricks and a pair of four-point games...Was the team's Player of the Month for February...The only Sabre to play in all 80 games, he has a consecutive game streak of 106...Games Missed to Injury: 0.

CAREER: Is now seventh on the team's all-time scoring list, and is seventh in assists and ninth in goals...Has been one of the team's top scorers since taking on full-time duty in 1983-84...Has had four 30-goal seasons...Has led the club in goal-scoring twice...Had five goals against the Bruins in Boston on Feb. 6, 1986, a club record...Set record for Sabre left wingers with 51 assists during 85-86 season...Scored a goal in his first NHL game (Oct. 6, 1982).

87-88 MILESTONES: Registered the 200th assist of his career on Oct. 30...Played in his 400th NHL game on Feb. 14...Scored his 400th NHL point on Mar. 9.


PERSONAL: Single...Splits his summer time between Buffalo and Hamilton.

PLAYING RECORD

Season	Club	League	REGULAR SEASON					PLAYOFFS				
			GP	G	A	PTS	PIM	GP	G	A	PTS	PIM
1980-81	Oshawa	OHL	67	22	22	44	80	10	3	2	5	20
1981-82	Oshawa	OHL	67	57	43	100	71	3	1	4	5	16
1982-83	Oshawa	OHL	14	8	24	32	6	—	—	—	—	—
	Buffalo	NHL	43	14	23	37	16	4	1	0	1	4
1983-84	Buffalo	NHL	78	38	42	80	42	2	0	1	1	2
1984-85	Buffalo	NHL	64	31	30	61	54	5	4	2	6	4
1985-86	Buffalo	NHL	80	36	51	87	61	—	—	—	—	—
1986-87	Buffalo	NHL	77	25	48	73	46	—	—	—	—	—
1987-88	Buffalo	NHL	80	30	48	78	112	6	2	4	6	0
NHL TOTALS			422	174	242	416	331	17	7	7	14	20
TOTALS AS A SABRE			422	174	242	416	331	17	7	7	14	20



SCOTT ARNIEL



9

Right Wing

Born:

Kingston, Ontario
September 17, 1962

Height: 6'1"

Weight: 188

Shoots: Left

Last Amateur Club:

Cornwall Royals

HOW ACQUIRED: Came to the Sabres on June 21, 1986 in a trade with Winnipeg for Gilles Hamel.

1987-88: Emerged as an important role-player on the club...Was particularly valuable as a penalty-killer and led the team in short-handed goals with three...Was second on the club in plus/minus...Saw some action at left wing...Won the Tim Horton Memorial Award as the club's unsung hero for the second straight year...Had eight multiple-point games; only had two in 1986-87...Games Missed to Injury: 5.


CAREER: Second round draft choice (22nd overall) of the Jets in 1981...Had a career-high 56 points during the 1983-84 season...Was a teammate of Jets' center Dale Hawerchuk with the Cornwall Royals of the Ontario Hockey League...Was on a Memorial Cup championship team in Cornwall...Scored the last regular season overtime goal in Sabre history (Jan. 18, 1987 vs. Edmonton)...Is tied for 46th on the Sabres' all-time scoring list.

87-88 MILESTONES: Scored his 200th NHL point in his 400th NHL game on Oct. 17...Scored his 100th NHL goal on Feb. 25.


PERSONAL: Was married over the summer; he and Lia honeymooned in Australia...Is a part-owner of the Cornwall Royals' franchise.

PLAYING RECORD

Season	Club	League	REGULAR SEASON				PLAYOFFS					
			GP	G	A	PTS	PIM	GP	G	A	PTS	PIM
1980-81	Cornwall	QHL	68	52	71	123	102	19	14	19	33	24
1981-82	Cornwall	OHL	24	18	26	44	43	-	-	-	-	-
	Winnipeg	NHL	17	1	8	9	14	3	0	0	0	0
1982-83	Winnipeg	NHL	75	13	5	18	46	2	0	0	0	0
1983-84	Winnipeg	NHL	80	21	35	56	68	2	0	0	0	5
1984-85	Winnipeg	NHL	79	22	22	44	81	8	1	2	3	5
1985-86	Winnipeg	NHL	80	18	25	43	40	3	0	0	0	12
1986-87	Buffalo	NHL	63	11	14	25	59	-	-	-	-	-
1987-88	Buffalo	NHL	73	17	23	40	61	6	0	1	1	5
NHL TOTALS			467	103	132	235	369	24	1	3	4	27
TOTALS AS A SABRE			136	28	37	65	120	6	0	1	1	5



TOM BARRASSO



30

Goaltender

Born:

Boston, Mass.
March 31, 1965

Height: 6'3"

Weight: 207

Catches: Right

Last Amateur Club:

Acton-Boxboro H.S.

HOW ACQUIRED: First round draft choice (fifth overall) of the Sabres in 1983.

1987-88:

Re-established himself as one of the league's top goalies...Finished second in the voting for the Vezina Trophy, which goes to the NHL's top goaltender...Won the Wayne Larkin Memorial Trophy as the team's Most Valuable Player...Was the NHL's Player of the Month in January, the first Sabre ever so honored...Was tied for third in the NHL in save percentage and tied for fifth in wins...Had shutouts on Feb. 16 and Mar. 6...Had a 22-9-3 regular season record after Jan. 1...Had a 2.95 goals-against average at home...Set a one-season penalty minute record by a Sabre goalie with 50...Sabres averaged 3.45 goals per game when he played...Opponents averaged 31.8 shots per game when he played...Was member of Team USA in the Canada Cup; he played in one game, allowing five goals and taking the loss...Games Missed to Injury: 13.

CAREER:

No goalie ever has been taken earlier in an NHL Entry Draft...Was the NHL's Calder Trophy winner as rookie of the year, Vezina Trophy winner as top goalie, first team all-NHL and all-rookie team member in 1983-84...Was on the second all-NHL team in 1984-85, and shared the Jennings Trophy with Bob Sauve...Played in 1985 All-Star Game...Played for Team USA in 1984 Canada Cup; had a 3.10 goals-against average in five games...Is only one shutout away from tying Don Edwards's career club record...Had five shutouts in 84-85 season, tying club record.

87-88

MILESTONES:

Won his 100th NHL game on Dec. 23.

PERSONAL:


He and his wife, Megan, have a baby girl, Ashley...Is a member of Governor Mario Cuomo's "Athletes Against Drunk Driving" program.

PLAYING RECORD

Season	Club	League	REGULAR SEASON					PLAYOFFS				
			GP	MIN	GA	SO	AVG.	GP	MIN	GA	SO	AVG.
1981-82	Act.-Boxboro	H.S.	23	1035	32	7	1.39	—	—	—	—	—
1982-83	Act.-Boxboro	H.S.	23	1035	17	10	0.73	—	—	—	—	—
1983-84	Buffalo	NHL	42	2475	117	2	2.84	3	139	8	0	3.45
1984-85	Buffalo	NHL	54	3248	144	5	2.66	5	300	22	0	4.40
	Rochester	AHL	5	267	6	1	1.35	—	—	—	—	—
1985-86	Buffalo	NHL	60	3561	214	2	3.61	—	—	—	—	—
1986-87	Buffalo	NHL	46	2501	152	2	3.65	—	—	—	—	—
1987-88	Buffalo	NHL	54	3133	173	2	3.31	4	224	16	0	4.29
NHL TOTALS			256	14918	800	13	3.21	12	663	46	0	4.16
TOTALS AS A SABRE			256	14918	800	13	3.21	12	663	46	0	4.16



JACQUES CLOUTIER



1

Goaltender

Born:

Noranda, Quebec
January 3, 1960

Height: 5'7"

Weight: 167

Catches: Left

Last Amateur Club:

Three Rivers Draveurs

HOW ACQUIRED: Third round draft choice (55th overall) of the Sabres in 1979.

1987-88:

Didn't see much playing time, due to Tom Barrasso's fine season and the club's having three goalies on the roster much of the time...Highlight of the season came on a home-and-home series with Montreal, when he tied the Canadiens 2-2 on Dec. 18 and beat Montreal 2-1 the next night...Was 4-1-0 with 2.75 GAA in pre-season...Sabres averaged 3.17 goals per game when he played...Opponents averaged 31.7 shots per game when he played...Games Missed to Injury: 0.

CAREER:

Has now spent two straight seasons with the Sabres...Was the goalie for Rochester in 1983 when the Americans won the Calder Cup, and calls that one of his biggest hockey thrills...Was the Quebec Major Junior Hockey League's all-star goalie in 1978-79...Was the starting goalie for the Sabres in the January, 1986 exhibition game with the Moscow Dynamo...Is now seventh on Sabres' all-time list of wins by a goalie with 35...Had a shot on goal in the 1984-85 season, the only Sabre goalie to ever have one.

87-88

MILESTONES:

Played the 5,000th minute of his career on Oct. 24...Played in his 100th game as a Sabre on Jan. 6.

PERSONAL:

He and wife Lynn have two daughters, Julie and Jessica. The family is year-round residents of Western New York.


PLAYING RECORD

Season	Club	League	REGULAR SEASON				PLAYOFFS			
			GP	MIN	GA	SO AVG.	GP	MIN	GA	SO AVG.
1977-78	Three Rivers	QJHL	71	4134	240	4 3.48	13	779	40	1 3.08
1978-79	Three Rivers	QJHL	72	4168	218	3 3.14	13	780	36	0 2.77
1979-80	Three Rivers	QJHL	55	3222	231	2 4.30	7	420	33	0 4.71
1980-81	Rochester	AHL	61	3478	209	1 3.61	—	—	—	—
1981-82	Buffalo	NHL	7	311	13	0 2.51	—	—	—	—
	Rochester	AHL	23	1366	64	0 2.81	—	—	—	—
1982-83	Buffalo	NHL	25	1390	81	0 3.50	—	—	—	—
	Rochester	AHL	13	634	42	0 3.97	16	992	47	0 2.84
1983-84	Rochester	AHL	51	2841	172	1 3.63	18	1145	68	0 3.56
1984-85	Buffalo	NHL	1	65	4	0 3.69	—	—	—	—
	Rochester	AHL	14	803	36	0 2.69	—	—	—	—
1985-86	Buffalo	NHL	15	872	49	1 3.37	—	—	—	—
	Rochester	AHL	14	835	38	1 2.73	—	—	—	—
1986-87	Buffalo	NHL	40	2167	137	0 3.79	—	—	—	—
1987-88	Buffalo	NHL	20	851	67	0 4.72	—	—	—	—
NHL TOTALS			108	5656	351	1 3.72	0	0	0	0 0.00
TOTALS AS A SABRE			108	5656	351	1 3.72	0	0	0	0 0.00



ADAM CREIGHTON

38



Center

Born:

Burlington, Ontario

June 2, 1965

Height: 6'5"

Weight: 214

Shoots: Left

Last Amateur Club:

Ottawa 67's

HOW ACQUIRED: First round draft choice (11th overall) of the Sabres in 1983.

1987-88: Injuries prevented him from repeating his strong showing in the 1986-87 season...Had 23 points in his first 31 games, then he hurt his shoulder on Dec. 22 and missed a month of play...Injured his knee around the all-star break in mid-February and missed the rest of the regular season and the playoffs...Set a career-high in penalty minutes (although he only had one major penalty all season)...Games Missed to Injury: 39.

CAREER: Led Ottawa to the Memorial Cup in 1984 and was chosen the tournament's Most Valuable Player...Helped Team Canada win the World Junior Hockey Championships in 1984-85...Became a regular with the Sabres when Ted Sator took over as head coach in Dec., 1986...Is 41st on the team's all-time scoring list.


PERSONAL: He and wife Linda were married in July of this past summer...Father, Dave, spent parts of 12 seasons in the NHL...Grew up in nearby Welland, Ontario and spends his off-seasons there.

PLAYING RECORD

Season	Club	League	REGULAR SEASON				PLAYOFFS					
			GP	G	A	PTS	PIM	GP	G	A	PTS	PIM
1981-82	Ottawa	OHL	60	15	27	42	73	17	7	1	8	40
1982-83	Ottawa	OHL	68	44	46	90	88	9	0	2	2	12
1983-84	Buffalo	NHL	7	2	2	4	4	—	—	—	—	—
	Ottawa	OHL	56	42	49	91	79	13	16	11	27	28
1984-85	Buffalo	NHL	30	2	8	10	33	—	—	—	—	—
	Rochester	AHL	6	5	3	8	2	5	2	1	3	20
	Ottawa	OHL	10	4	14	18	23	5	6	2	8	11
1985-86	Buffalo	NHL	19	1	1	2	2	—	—	—	—	—
	Rochester	AHL	32	17	21	38	27	—	—	—	—	—
1986-87	Buffalo	NHL	56	18	22	40	26	—	—	—	—	—
1987-88	Buffalo	NHL	36	10	17	27	87	—	—	—	—	—
NHL TOTALS			148	33	50	83	152	0	0	0	0	0
TOTALS AS A SABRE			148	33	50	83	152	0	0	0	0	0



MIKE DONNELLY



16

Left Wing

Born:

Detroit, Michigan
October 10, 1963

Height: 5'11"

Weight: 185

Shoots: Left

Last Amateur Club:

Michigan State Univ.

HOW ACQUIRED: Came to the Sabres with a fifth round draft choice in 1988 (Alexander Mogilny) for Paul Cyr and a 10th round draft choice in 1988 (Eric Fenton).


1987-88: Became a regular for the second half of the season after the trade which brought him to Buffalo...Played on a line with Pierre Turgeon and Ray Sheppard much of the time...Club was 22-15-3 (.588) when he was in the lineup...Had 44 penalty minutes, but no majors or misconducts...Games Missed to Injury: 0.

CAREER: Was signed as a free agent by the New York Rangers on August 15, 1986...Was an NCAA West First All-American Team and CCHA First All-Star team selection at Michigan State in 1986, and helped the Spartans win a national title...Played with Jeff Parker and Don McSween while in college.

PERSONAL: Single...Returned to Michigan in the off-season, and took classes at Michigan State...Likes to play softball and golf.


PLAYING RECORD

Season	Club	League	REGULAR SEASON					PLAYOFFS				
			GP	G	A	PTS	PIM	GP	G	A	PTS	PIM
1982-83	Michigan St.	CCHA	24	7	13	20	8	—	—	—	—	—
1983-84	Michigan St.	CCHA	44	18	14	32	40	—	—	—	—	—
1984-85	Michigan St.	CCHA	44	26	21	47	48	—	—	—	—	—
1985-86	Michigan St.	CCHA	44	59	38	97	65	—	—	—	—	—
1986-87	N.Y. Rangers	NHL	5	1	1	2	0	—	—	—	—	—
	New Haven	AHL	58	27	34	61	52	7	2	0	2	9
1987-88	Colorado	IHL	8	7	11	18	—	—	—	—	—	—
	N.Y. Rangers	NHL	17	2	2	4	8	—	—	—	—	—
	Buffalo	NHL	40	6	8	14	44	—	—	—	—	—
NHL TOTALS			62	9	11	20	52	0	0	0	0	0
TOTALS AS A SABRE			40	6	8	14	44	0	0	0	0	0



MIKE FOLIGNO

17



Right Wing

Born:

Sudbury, Ontario
January 29, 1959

Height: 6'2"

Weight: 195

Shoots: Right

Last Amateur Club:

Sudbury Wolves

HOW ACQUIRED: Came to the Sabres with Dale McCourt and Brent Peterson on December 2, 1981 in a trade with Detroit for Jim Schoenfeld, Derek Smith and Danny Gare.

1987-88: Was third on the team in goals with 29...Led the club with seven game-winning goals...Set a career-high with 220 penalty minutes, the second-highest one-season total in Buffalo history...Led the club with seven game-winning goals...Had goals in four straight games, tying a club season-high...Won the Frank Eddolls Memorial Trophy as the most popular player for the fourth straight year...Games Missed to Injury: 5.

CAREER:

First round draft choice (third overall) of the Red Wings in 1979...Ranks eighth on the Sabres' all-time scoring list...Is seventh among Sabres' all-time goal-scorers, 10th in assists, second in penalty minutes and third in game-winning goals...A first team all-star in the Ontario Hockey League in 1978-79...Second to Ray Bourque in voting for rookie of the year in 1980...Was captain for Team Canada in World Championships in 1987...Shared the Star of Stars Trophy with Phil Housley in 1986-87.

87-88

MILESTONES:


Had his 200th assist as a Sabre on Jan. 10...Had his 400th point as a Sabre on Feb. 12...Had his 200th goal as a Sabre on Apr. 3.

PERSONAL:

Wife, Janis, and children Cara, Lisa and Nicholas live in Amherst...Has worn number 17 throughout his career, taking one for first place and seven for luck.


PLAYING RECORD

Season	Club	League	REGULAR SEASON					PLAYOFFS				
			GP	G	A	PTS	PIM	GP	G	A	PTS	PIM
1977-78	Sudbury	OHL	67	47	39	86	112	—	—	—	—	—
1978-79	Sudbury	OHL	68	65	85	150	98	10	5	5	10	14
1979-80	Detroit	NHL	80	36	35	71	109	—	—	—	—	—
1980-81	Detroit	NHL	80	28	35	63	210	—	—	—	—	—
1981-82	Detroit	NHL	26	13	13	26	28	—	—	—	—	—
	Buffalo	NHL	56	20	31	51	149	4	2	0	2	9
1982-83	Buffalo	NHL	66	22	25	47	135	10	2	3	5	39
1983-84	Buffalo	NHL	70	32	31	63	151	3	2	1	3	19
1984-85	Buffalo	NHL	77	27	29	56	154	—	—	—	—	—
1985-86	Buffalo	NHL	79	41	39	80	168	—	—	—	—	—
1986-87	Buffalo	NHL	75	30	29	59	176	—	—	—	—	—
1987-88	Buffalo	NHL	74	29	28	57	220	6	3	2	5	31
1987-88	Buffalo	NHL	683	278	295	573	1500	28	10	9	19	110
NHL TOTALS			683	278	295	573	1500	28	10	9	19	110
TOTALS AS A SABRE			497	201	212	413	1153	28	10	9	19	110



ED HOSPODAR

24



Defense

Born:

Bowling Green, Ohio
February 9, 1959

Height: 6'2"

Weight: 209

Shoots: Right

Last Amateur Club:

Ottawa 67's

HOW ACQUIRED: Selected from Philadelphia in the Waiver Draft on October 5, 1987


1987-88: Was added by the club to add experience and toughness to the Sabres' defense...Had his one assist at Hartford on Oct. 28...Played in 31 of the Sabres' first 40 games...Games Missed to Injury: 3.

CAREER: Second round draft choice (34th overall) of the New York Rangers in 1979...Played for the United States in the World Junior Championships in 1978...Was named to the OHA's second all-star team in 1979...Buffalo is the fifth stop in his NHL career.

PERSONAL: He, his wife Dana and daughter Ashton spend off-seasons in Cherry Hill, New Jersey...His father is an international vice-president of Campbell Soups, while his brother is a Roman Catholic priest.


PLAYING RECORD

Season	Club	League	REGULAR SEASON					PLAYOFFS				
			GP	G	A	PTS	PIM	GP	G	A	PTS	PIM
1977-78	Ottawa	OHA	62	7	26	33	172	16	3	6	9	78
1978-79	Ottawa	OHA	45	7	16	23	218	1	0	0	0	0
1979-80	New Haven	AHL	25	3	9	12	131	5	0	1	1	39
	N.Y. Rangers	NHL	20	0	1	1	76	7	1	0	1	42
1980-81	N.Y. Rangers	NHL	61	5	14	19	214	12	2	0	2	93
1981-82	N.Y. Rangers	NHL	41	3	8	11	152	—	—	—	—	—
1982-83	Hartford	NHL	72	1	9	10	199	—	—	—	—	—
1983-84	Hartford	NHL	59	0	9	9	163	—	—	—	—	—
1984-85	Philadelphia	NHL	50	3	4	7	130	18	1	1	2	69
1985-86	Philadelphia	NHL	17	3	1	4	55	—	—	—	—	—
	Minnesota	NHL	43	0	2	2	91	2	0	0	0	2
1986-87	Philadelphia	NHL	45	2	2	4	136	5	0	0	0	2
1987-88	Buffalo	NHL	42	0	1	1	98	0	0	0	0	0
NHL TOTALS			450	17	51	68	1314	44	4	1	5	206
TOTALS AS A SABRE			42	0	1	1	98	0	0	0	0	0



PHIL HOUSLEY

6



Defense

Born:

St. Paul, Minnesota
March 9, 1964

Height: 5'10"

Weight: 179

Shoots: Left

Last Amateur Club:

South St. Paul H.S.

HOW ACQUIRED: First round draft choice (sixth overall) of the Sabres in 1982.

1987-88: One of the top offensive threats among NHL defensemen...Led all of the league's defensemen in goals, and set a Sabre club record in goals by a defenseman...Became the Sabres' all-time leading scorer among defensemen...His 66 points is fourth on the all-time list of scoring by Sabre defensemen...Finished the season well, scoring 39 points in his last 39 games...The team's player of the month for October...Had a hat trick on Jan. 22...12 of his goals came in the third period, tops on the team... Played for Team USA in the Canada Cup, registering two assists in five games...Games Missed to Injury: 5.

CAREER:

Is ninth on the Sabres' all-time scoring list, and is sixth in career assists...Leads Sabre defensemen in all major offensive categories...Holds club records for goals by a defenseman in one season with 24 in 1983-84, and for assists by a rookie with 47 in 1982-83...Played in the NHL All-Star Game in 1984, and for Team USA in the 1984 Canada Cup...Played for the American team in the 1986 World Championships, and was the squad's most valuable player...Runner-up to in the NHL's rookie of the year voting in 1983-84...Has won the Star of Stars Trophy twice in his career...Has played some center during his career. His scoring figures when listed as a forward are: 1983-84: 7-6=13; 1984-85: 10-27=37; 1985-86: 5-13=18.

87-88

MILESTONES:


Scored his 400th NHL point on Mar. 6.

PERSONAL:


Phil and wife Karin have one daughter, Taylor...The family lives in Buffalo year-round...Has been wearing number six ever since high school.

PLAYING RECORD

Season	Club	League	REGULAR SEASON					PLAYOFFS						
			GP	G	A	PTS	PIM	GP	G	A	PTS	PIM		
1981-82	S.S. Paul H.S.		22	31	34	65	18	—	—	—	—	—	—	—
1982-83	Buffalo	NHL	77	19	47	66	39	10	3	4	7	2	—	—
1983-84	Buffalo	NHL	75	31	46	77	33	3	0	0	0	6	—	—
1984-85	Buffalo	NHL	73	16	53	69	28	5	3	2	5	2	—	—
1985-86	Buffalo	NHL	79	15	47	62	54	—	—	—	—	—	—	—
1986-87	Buffalo	NHL	78	21	46	67	57	—	—	—	—	—	—	—
1987-88	Buffalo	NHL	74	29	37	66	96	6	2	4	6	6	—	—
NHL TOTALS			456	131	276	407	307	24	8	10	18	16	—	—
TOTALS AS A SABRE			456	131	276	407	307	24	8	10	18	16	—	—



CALLE JOHANSSON



3

Defense

Born:

Goteborg, Sweden
February 14, 1967

Height: 5'11"

Weight: 205

Shoots: Left

Last Amateur Club:

IF Bjorkloven

HOW ACQUIRED: First round draft choice (14th overall) of the Sabres in 1985.

1987-88: Ranked as one of the league's top rookie defensemen, and was a member of the NHL's all-rookie team...Was eighth in the league among rookies in scoring (second in assists)...Led the team in plus/minus...Had the third-highest assist total in Sabre rookie history, and 10th highest total of any Sabre defenseman over the years...Was second in scoring among Sabre defensemen...Had assists in five straight games, tying club season-high...Had 26 of his 42 points at home...Games Missed to Injury: 7.


CAREER: Signed with the Sabres in May, 1987...Was considered a top offensive prospect at the time of the draft, and has developed his defensive talents since that time...Played for Sweden at the World Junior Hockey Championships during the 1986-87 season, and was selected as the outstanding defenseman in the tournament...Played for the Swedish National team in Feb., 1987 against Finland.

87-88 MILESTONES: Scored his first NHL goal on Nov. 22.


PERSONAL: Single, but engaged to Karin Jansson...Returns to Sweden in the off-season...Likes to water ski and golf in the summer months.

PLAYING RECORD

Season	Club	League	REGULAR SEASON					PLAYOFFS				
			GP	G	A	PTS	PIM	GP	G	A	PTS	PIM
1983-84	Vastra Frolunda		34	5	10	15	20	—	—	—	—	—
1984-85	Vastra Frolunda		36	14	15	29	20	—	—	—	—	—
1985-86	Bjorkloven		17	1	1	2	14	—	—	—	—	—
1986-87	Bjorkloven		30	2	13	15	18	—	—	—	—	—
1987-88	Buffalo	NHL	71	4	38	42	37	6	0	1	1	0
NHL TOTALS			71	4	38	42	37	6	0	1	1	0
TOTALS AS A SABRE			71	4	38	42	37	6	0	1	1	0



4



Defense

Born:
Cologne, West Germany
June 24, 1965
Height: 6'6"
Weight: 230
Shoots: Right
Last Amateur Club:
Kolner

HOW ACQUIRED: 11th round draft choice (214th overall) by the Sabres in 1983.

1987-88: Claimed a regular job in training camp and held it throughout the regular season...Ranked as one of the most improved players on the club...Eight of his 11 points came on the road...Had three assists against Montreal on Jan. 6...Games Missed to Injury: 5.

CAREER: Received clearance to play in the NHL from the International Ice Hockey Federation on Oct. 29, 1986, and played in his first NHL game two hours later against Montreal...Was named one of the game's three stars in his debut...Helped Rochester win the Calder Cup...One of the few West Germans in professional hockey in North America.

87-88 MILESTONES: Played in his 100th NHL game on Apr. 2.


PERSONAL: He and wife Beate were married in May...Spent his off-season in East Amherst...Changed his uniform number from 40 to 4 at the start of the playoffs.

PLAYING RECORD

Season	Club	League	REGULAR SEASON				PLAYOFFS					
			GP	G	A	PTS	PIM	GP	G	A	PTS	PIM
1985-86	Kolner	Germ. El.	35	6	18	24	61	—	—	—	—	—
1986-87	Buffalo	NHL	26	1	4	5	23	—	—	—	—	—
	Rochester	AHL	42	3	19	22	50	17	1	11	12	16
1987-88	Buffalo	NHL	75	2	9	11	151	6	0	0	0	15
NHL TOTALS			101	3	13	16	174	6	0	0	0	15
TOTALS AS A SABRE			101	3	13	16	174	6	0	0	0	15



JAN LUDVIG



36

Right Wing

Born:

Liberec, Czech.
September 17, 1961

Height: 5'10"

Weight: 186

Shoots: Right

Last Amateur Club:

Kamloops Jr. Oilers

HOW ACQUIRED: Came to the Sabres on May 22, 1987 in a trade with New Jersey for Jim Korn.

1987-88: Fans never had much of a chance to see how the first-year Sabre played, as knee injuries limited him to only 13 games...Team had a record of 7-4-2 in those games...Scored his lone goal against his former teammates in New Jersey on Jan. 25...Had all of his assists at home...Games Missed to Injury: 62 (a club high).

CAREER: Signed with the Devils as a free agent on Oct. 28, 1982...Defected from native Czechoslovakia in May, 1981 by using a tourist visa to go into Yugoslavia...Spent five months in an Austrian refugee camp before being allowed to emigrate to Canada...Had his best year in 1983-84, when he was second on the Devils in goals and points...Is still waiting to play in his first NHL playoff game.

87-88 MILESTONES: Played in his 300th NHL game on Feb. 12.

PERSONAL: He and his wife Dana have one son, Jacob...Heads to British Columbia for the off-season, where he farms...One of the team's most colorful personalities...Likes to play the guitar and fish in his spare time.


PLAYING RECORD

Season	Club	League	REGULAR SEASON					PLAYOFFS				
			GP	G	A	PTS	PIM	GP	G	A	PTS	PIM
1981-82	St. Albert	AJHL	4	2	4	6	20	—	—	—	—	—
	Kamloops	WHL	37	31	34	65	36	4	2	0	2	7
	Wichita	CHL	0	0	0	0	0	3	2	0	2	0
1982-83	New Jersey	NHL	51	7	10	17	30	—	—	—	—	—
	Wichita	CHL	9	3	0	3	19	—	—	—	—	—
1983-84	New Jersey	NHL	74	22	32	54	70	—	—	—	—	—
1984-85	New Jersey	NHL	74	12	19	31	53	—	—	—	—	—
1985-86	New Jersey	NHL	42	5	9	14	63	—	—	—	—	—
1986-87	New Jersey	NHL	47	7	9	16	98	—	—	—	—	—
	Maine	NHL	14	6	4	10	46	—	—	—	—	—
1987-88	Buffalo	NHL	13	1	6	7	65	—	—	—	—	—
NHL TOTALS			301	54	85	139	379	0	0	0	0	0
TOTALS AS A SABRE			13	1	6	7	65	0	0	0	0	0



KEVIN MAGUIRE

19



Right Wing

Born:

Trenton, Ont.
January 5, 1963

Height: 6'2"

Weight: 200

Shoots: Right

Last Amateur Club:

Orillia Travelways

HOW ACQUIRED: Selected from Toronto in the Waiver Draft on Oct. 5, 1987.

1987-88: Was the first overall choice in the NHL Waiver Draft...Was on course to break the club's rookie penalty minute record when he suffered a hairline fracture of his ankle and missed the rest of the regular season...Wound up with 162 penalty minutes in the regular season, the third-highest rookie total in team history...Was back in the lineup for the playoffs, and broke the Sabre record for most penalty minutes in a playoff year...All of his goals were scored on the road...Had 27 penalty minutes on Dec. 23, a club season-high...Had 16 major penalties to lead the team...Games Missed to Injury: 27.


CAREER: Was a definite long-shot to reach the NHL...Did not play organized hockey through most of his teens...Spent three seasons with Orillia in Tier II junior league, outscoring teammate Tony Hrkac (now a St. Louis Blue)...Signed by the Maple Leafs as a free agent.

87-88 MILESTONES: Scored first NHL goal on Oct. 28.

PERSONAL: Single...Spent his off-season studying at York University and working on construction projects in the Toronto area.

PLAYING RECORD

Season	Club	League	REGULAR SEASON					PLAYOFFS				
			GP	G	A	PTS	PIM	GP	G	A	PTS	PIM
1983-84	Orillia	OPJHL	35	42	77	119	—	—	—	—	—	—
1984-85	St. Catharines	AHL	76	10	15	25	112	—	—	—	—	—
1985-86	St. Catharines	AHL	61	6	9	15	161	1	0	0	0	0
1986-87	Toronto	NHL	17	0	0	0	74	1	0	0	0	0
	Newmarket	AHL	51	4	2	6	131	0	0	0	0	0
1987-88	Buffalo	NHL	46	4	6	10	162	5	0	0	0	50
NHL TOTALS			63	4	6	10	236	6	0	0	0	50
TOTALS AS A SABRE			46	4	6	10	162	5	0	0	0	50



MARK NAPIER

65

Right Wing

Born:

January 28, 1957

Toronto, Ontario


Height: 5'10"

Weight: 183

Shoots: Left

Last Amateur Club:

Toronto Marlboros



HOW ACQUIRED: Came to the Sabres with Lee Fogolin and a fourth round draft choice in 1987 (John Bradley) on March 6, 1987 in a trade with Edmonton for Norm Lacombe, the professional rights to Wayne Van Dorp and a fourth round draft choice in 1987 (Peter Eriksson).

1987-88: His experience and leadership was very helpful during the course of the season...Played extremely well in post-season games, particularly in helping to kill penalties...Half of his points came in the final 20 games of the Sabres' season...Games Missed to Injury: 3.

CAREER: Was Montreal's first round draft choice (10th overall) in 1977...Was a first team all-star with the Toronto Marlboros (OHA) in 1974-75...Went directly from junior hockey to the Toronto Toros of the World Hockey Association in 1975...Was the WHA's Rookie of the Year in 1975-76...Has been on two Stanley Cup champions: Montreal in 1978-79 and Edmonton in 1984-85...Scored a goal in his first game as a Sabre.

87-88 MILESTONES: Registered the 400th assist of his professional career on Oct. 13...Played in the 900th game of his pro career on Nov. 11...Scored his 500th NHL point on Dec. 23...Played in his 700th NHL game on Apr. 2.

PERSONAL: Was the honorary chairman of the "65 Roses Sports Club" of the Cystic Fibrosis Foundation of Edmonton while he played there, and he takes his uniform number from that...He and wife Jan have two children, Matt and Carly...Is the brother-in-law of ex-Sabre Pat Hughes...Spends part of his off-seasons near Toronto.


PLAYING RECORD

Season	Club	League	REGULAR SEASON					PLAYOFFS				
			GP	G	A	PTS	PIM	GP	G	A	PTS	PIM
1973-74	Toronto	OHA	70	47	46	93	63	—	—	—	—	—
1974-75	Toronto	OHA	61	66	64	130	106	23	24	24	48	13
1975-76	Toronto	WHA	78	43	50	93	20	—	—	—	—	—
1976-77	Birmingham	WHA	80	60	36	96	24	—	—	—	—	—
1977-78	Birmingham	WHA	79	33	32	65	9	5	0	2	2	14
1978-79	Montreal	NHL	54	11	20	31	11	12	3	2	5	2
1979-80	Montreal	NHL	76	16	33	49	7	10	2	6	8	0
1980-81	Montreal	NHL	79	35	36	71	24	3	0	0	0	2
1981-82	Montreal	NHL	80	40	41	81	14	5	3	2	5	0
1982-83	Montreal	NHL	73	40	27	67	6	3	0	0	0	0
1983-84	Montreal	NHL	5	3	2	5	0	—	—	—	—	—
	Minnesota	NHL	58	13	28	41	17	12	3	2	5	0
1984-85	Minnesota	NHL	39	10	18	28	2	—	—	—	—	—
	Edmonton	NHL	33	9	26	35	19	18	5	5	10	7
1985-86	Edmonton	NHL	80	24	32	56	14	10	1	4	5	0
1986-87	Edmonton	NHL	62	8	13	21	2	—	—	—	—	—
	Buffalo	NHL	15	5	5	10	0	—	—	—	—	—
1987-88	Buffalo	NHL	47	10	8	18	8	6	0	3	3	0
PROFESSIONAL TOTALS			938	360	407	767	177	84	17	26	43	25
NHL TOTALS			701	224	289	513	124	79	17	24	41	11
TOTALS AS A SABRE			62	15	13	28	8	6	0	3	3	0



KEN PRIESTLAY

12



Center

Born:

Richmond, B.C.

August 24, 1967

Height: 5'10"

Weight: 187

Shoots: Left

Last Amateur Club:

Victoria Cougars

HOW ACQUIRED: Fifth round draft choice (98th overall) of the Sabres in 1985.


1987-88: Started the season in Rochester, and quickly proved he was ready to jump to the NHL...Saw regular action in the second half of the season, and also was often used on the point of the power play unit down the stretch...Had 12 shots against the Rangers on March 4, tying the franchise record...Games Missed to Injury: 1.

CAREER: Emerged as a definite pro prospect the season after he was drafted by the Sabres, averaging about two points per game for Victoria...Surprised everyone by making the Sabres at the start of the 1986-87 season...Was sent down to the junior ranks for more seasoning, and played extremely well for the Cougars...Nominated for the league's player of the year award and for Victoria's (British Columbia) Athlete of the Year Award in 1986-87.


PERSONAL: Single...Spends his off-season in British Columbia.

PLAYING RECORD

Season	Club	League	REGULAR SEASON					PLAYOFFS				
			GP	G	A	PTS	PIM	GP	G	A	PTS	PIM
1983-84	Victoria	WHL	55	10	18	28	31	—	—	—	—	—
1984-85	Victoria	WHL	50	25	37	62	48	—	—	—	—	—
1985-86	Victoria	WHL	72	73	72	145	45	—	—	—	—	—
	Rochester	AHL	4	0	2	2	0	—	—	—	—	—
1986-87	Buffalo	NHL	34	11	6	17	8	—	—	—	—	—
	Victoria	WHL	33	43	39	82	37	—	—	—	—	—
	Rochester	AHL	0	0	0	0	0	8	3	2	5	4
1987-88	Rochester	AHL	43	27	24	51	47	—	—	—	—	—
	Buffalo	NHL	33	5	12	17	35	6	0	0	0	11
NHL TOTALS			67	16	18	34	43	6	0	0	0	11
TOTALS AS A SABRE			67	16	18	34	43	6	0	0	0	11



DAREN PUPPA



31

Goaltender

Born:

Kirkland Lake, Ont.
March 23, 1965

Height: 6'3"

Weight: 191

Catches: Right

Last Amateur Club:

Rensselaer Polytechnic Institute

HOW ACQUIRED: Fourth round draft choice (74th overall) of the Sabres in 1983.

1987-88:

Had two separate stints as a Sabre, and two more with Rochester...Started the season in Buffalo, and was optioned to Rochester on Jan. 4...Had a 14-8-2 record with the Americans...Was recalled on Mar. 22 and stayed until the club was eliminated from the playoffs...Was then returned to Rochester for the Americans' playoffs...Highlight of his Sabre year came on Mar. 29, when he had 46 saves on 47 shots in a 3-1 win against Quebec...Won his first NHL playoff game on Apr. 10...Sabres averaged 3.98 goals when he played...Opponents averaged 32.2 shots when he played...Sabre Games Missed to Injury: 10.

CAREER:


Led R.P.I. to the national championship in 1985, going 31-1...First goalie in ECAC history to win 30 games in a season, topping Ken Dryden's record at Cornell...Had a great beginning to his Sabre career, picking up a shutout against the Oilers in Edmonton on November 1, 1985 in his first NHL start...Was an AHL first team all-star in 1986-87, the first Amerk to be so honored since Gerry Cheevers in 1964-65...His 33 wins that year was the second-highest total in Rochester history (Cheevers won 48 in 1964-65).

PERSONAL:


Returned to his native Kirkland Lake during the off-season.

PLAYING RECORD

Season	Club	League	REGULAR SEASON				PLAYOFFS					
			GP	MIN	GA	SO	AVG.	GP	MIN	GA	SO	AVG.
1983-84	R.P.I.	ECAC	32	—	—	—	2.94	—	—	—	—	—
1984-85	R.P.I.	ECAC	32	1830	78	0	2.56	—	—	—	—	—
1985-86	Buffalo	NHL	7	401	21	1	3.14	—	—	—	—	—
	Rochester	AHL	20	1092	79	0	4.34	—	—	—	—	—
1986-87	Buffalo	NHL	3	185	13	0	4.22	—	—	—	—	—
	Rochester	AHL	57	3129	146	1	2.80	16	890	48	1	3.24
1987-88	Buffalo	NHL	17	874	61	0	4.19	3	142	11	0	4.65
	Rochester	AHL	26	1415	65	2	2.76	2	108	5	0	2.76
NHL TOTALS			27	1460	95	1	3.90	3	142	11	0	4.65
TOTALS AS A SABRE			27	1460	95	1	3.90	3	142	11	0	4.65



MIKE RAMSEY



5

Defense

Born:

Minneapolis, Minnesota
December 3, 1960

Height: 6'3"

Weight: 187

Shoots: Left

Last Amateur Club:

U.S. Olympic Team

HOW ACQUIRED: First round draft choice (11th overall) of the Sabres in 1979.

1987-88: Continued to be the Sabres' most dependable defenseman...As usual led the club in ice time...Won the first Punch Imlach Memorial Award for his leadership and dedication...Scored 14 of his 21 points in the second half of the season...Was suspended for eight games after hitting Quebec's Paul Gillis with his stick on Dec. 3...Played for Team USA in Canada Cup; had one assist in five games...Games Missed to Injury: 8.

CAREER: First taste of national "fame" came when he played on the U.S. Olympic team which won the gold medal at Lake Placid in 1980...Had two assists and eight penalty minutes in seven Olympic games...Joined the Sabres shortly after the Games...Played in the NHL All-Star Game in 1986, 1985, 1983 and 1982, and for the NHL against the Soviet Union at Rendez-Vous '87 in Quebec...Played for Team USA in the Canada Cup series in 1984...Won the Wayne Larkin Memorial Award (team's Most Valuable Player) for 1986-87...Is seventh on all-time list of games played as a Sabre...Also ranks seventh in career penalty minutes...Is 17th on the Sabres all-time scoring list.

87-88 MILESTONES: Played in his 600th NHL game on Mar. 6.


PERSONAL: He and wife Jill were married during the summer...Wore number five with the Olympic team.

PLAYING RECORD

Season	Club	League	GP	REGULAR SEASON				PLAYOFFS					
				G	A	PTS	PIM	GP	G	A	PTS	PIM	
1978-79	U. Minnesota	WCHA	26	6	11	17	30	—	—	—	—	—	—
1979-80	U.S. Olympic		63	11	24	35	63	—	—	—	—	—	—
	Buffalo	NHL	13	1	6	7	6	13	1	2	3	12	
1980-81	Buffalo	NHL	72	3	14	17	56	8	0	3	3	20	
1981-82	Buffalo	NHL	80	7	23	30	56	4	1	1	2	14	
1982-83	Buffalo	NHL	77	8	30	38	55	10	4	4	8	15	
1983-84	Buffalo	NHL	72	9	22	31	82	3	0	1	1	6	
1984-85	Buffalo	NHL	79	8	22	30	102	5	0	1	1	23	
1985-86	Buffalo	NHL	76	7	21	28	117	—	—	—	—	—	
1986-87	Buffalo	NHL	80	8	31	39	109	—	—	—	—	—	
1987-88	Buffalo	NHL	63	5	16	21	77	6	0	3	3	29	
NHL TOTALS			612	56	185	241	660	49	6	15	21	119	
TOTALS AS A SABRE			612	56	185	241	660	49	6	15	21	119	



JOE REEKIE



27

Defense

Born:

Petawawa, Ontario
February 22, 1965

Height: 6'3"

Weight: 215

Shoots: Left

Last Amateur Club:

Cornwall Royals

HOW ACQUIRED: Sixth round draft choice (119th overall) of the Sabres in 1985.


1987-88: A year to forget for the most part, thanks to a string of injuries...Was out for the first four games with a shoulder injury, and then broke his kneecap on Nov. 15...Recovered from the injury in mid-February, but didn't see regular duty for another month...Scored his lone goal in the 79th game of the season; his first career goal came in the last game of the 1986-87 season...Games Missed to Injury: 41.

CAREER: Was first drafted by the Hartford Whalers in the seventh round of the 1984 Entry Draft (124th overall), but did not sign with the NHL club...Averaged more than a point per game in his last year of junior hockey at Cornwall in 1984-85...Was called up to the Sabres briefly in 1985-86 because of injuries...Joined Buffalo for good in December, 1986...His 82 penalty minutes in 1986-87 is the eighth-highest rookie total in club history.


PERSONAL: Went to Cornwall, Ontario for the off-season...Took number 27 for former Sabre Larry Playfair.

PLAYING RECORD

Season	Club	League	REGULAR SEASON					PLAYOFFS				
			GP	G	A	PTS	PIM	GP	G	A	PTS	PIM
1982-83	North Bay	OHL	59	2	9	11	49	8	0	1	1	11
1983-84	N.B./Cornwall	OHL	62	7	27	34	184	3	0	0	0	4
1984-85	Cornwall	OHL	65	19	63	82	134	9	4	13	17	18
1985-86	Rochester	AHL	77	3	25	28	178	—	—	—	—	—
	Buffalo	NHL	3	0	0	0	14	—	—	—	—	—
1986-87	Rochester	AHL	22	0	6	6	52	—	—	—	—	—
	Buffalo	NHL	56	1	8	9	82	—	—	—	—	—
1987-88	Buffalo	NHL	30	1	4	5	68	2	0	0	0	0
NHL TOTALS			89	2	12	14	164	2	0	0	0	0
TOTALS AS A SABRE			89	2	12	14	164	2	0	0	0	0



LINDY RUFF



22

Defense

Born:

Warburg, Alta.
February 17, 1960

Height: 6'2"

Weight: 196

Shoots: Left

Last Amateur Club:

Lethbridge Broncos

HOW ACQUIRED: Second round draft choice (32nd overall) of the Sabres in 1979.

1987-88: Career completed a circle of sorts when he was moved back to defense in January. He was a defenseman in junior hockey and spent parts of his first two seasons at that spot before he was moved to left wing full-time...His offense picked up after the switch; he had 16 of his 25 points in the second half of the season...Had assists in five straight games, tying a season-high for the club...His 179 penalty minutes is tied for eighth on the club's all-time one-season list...Games Missed to Injury: 2.

CAREER: The captain of the team, taking the post after Gil Perreault's retirement in November, 1986...Has missed 181 games because of injuries in the past eight years...Won the Fred T. Hunt Memorial Trophy (Rookie of the Year) in 1979-80...Ranks ninth in games played as a Sabre...Not known for his scoring, but is up to 14th on the team's all-time scoring list...One of three Sabres to post more than 190 penalty minutes in a season; is now third on team's all-time penalty minute list...Had four goals against Quebec on Dec. 15, 1985.

87-88 MILESTONES: Played in his 500th NHL game on Dec. 19...Recorded the 1,000th penalty minute of his career on Mar. 20 (4th Sabre to reach that mark).

PERSONAL: Lindy and wife Gaye live in Amherst...Says reaching the semi-finals in 1980 was his biggest thrill in hockey to date...Works with computers as a hobby.


PLAYING RECORD

Season	Club	League	REGULAR SEASON					PLAYOFFS				
			GP	G	A	PTS	PIM	GP	G	A	PTS	PIM
1977-78	Lethbridge	WHL	66	9	24	33	219	8	2	8	10	4
1978-79	Lethbridge	WHL	24	9	18	27	108	6	0	1	1	0
1979-80	Buffalo	NHL	63	5	14	19	38	8	1	1	2	19
1980-81	Buffalo	NHL	65	8	18	26	121	6	3	1	4	23
1981-82	Buffalo	NHL	79	16	32	48	194	4	0	0	0	28
1982-83	Buffalo	NHL	60	12	17	29	130	10	4	2	6	47
1983-84	Buffalo	NHL	58	14	31	45	101	3	1	0	1	9
1984-85	Buffalo	NHL	39	13	11	24	45	5	2	4	6	15
1985-86	Buffalo	NHL	54	20	12	32	158	—	—	—	—	—
1986-87	Buffalo	NHL	50	6	14	20	74	—	—	—	—	—
1987-88	Buffalo	NHL	77	2	23	25	179	6	0	2	2	23
NHL TOTALS			545	96	172	268	1040	42	11	10	21	164
TOTALS AS A SABRE			545	96	172	268	1040	42	11	10	21	164



CHRISTIAN RUUTTU

21



Center

Born:

Lappeenranta, Finland
February 20, 1964

Height: 5'11"

Weight: 194

Shoots: Left

Last Amateur Club:

IFK, Helsinki

HOW ACQUIRED: Seventh round draft choice (134th overall) of the Sabres in 1983.

1987-88:

Continued to improve in his second NHL season, and now ranks as one of the NHL's top players...Performed for the Wales Conference in the All-Star Game in St. Louis...Was second on the Sabres in points and assists...Had four assists on Jan. 20, a season-high for the team...The club's player of the month for December...Had the team's only penalty shot of the regular season, hitting the post against Toronto's Ken Wregget on Nov. 15...Played for Team Finland in the Canada Cup; his two goals led the team while his three points tied for the club lead...Games Missed to Injury: 6.

CAREER:

Spent four seasons in Finland before coming to North America...Saw duty with the Finnish National Team in 1984-85 and 1985-86, and played for the Finnish team in the World Championships in the spring of 1987...Led all NHL rookies in assists in 1986-87...Won the Fred T. Hunt Memorial Trophy as the club's top rookie in 1986-87...Is tied for fourth on the team's all-time rookie scoring list...Is already 27th on the team's all-time scoring list.

87-88

MILESTONES:


Scored the 100th point of his career on Jan. 2.

PERSONAL:


Single...One of the most competitive players on the roster...His father is a member of the International Field Hockey Federation...Spent a year attending high school in the Boston area...Is one of the most popular athletes in Finland.

PLAYING RECORD

Season	Club	League	REGULAR SEASON					PLAYOFFS						
			GP	G	A	PTS	PIM	GP	G	A	PTS	PIM		
1982-83	Assat, Pori	Fin	36	15	18	33	34	—	—	—	—	—	—	—
1983-84	Assat, Pori	Fin	37	18	42	60	72	9	2	5	7	12	—	—
1984-85	Assat, Pori	Fin	32	14	32	46	34	8	1	6	7	8	—	—
1985-86	IFK, Helsinki	Fin	36	16	38	54	47	10	3	6	9	8	—	—
1986-87	Buffalo	NHL	76	22	43	65	62	—	—	—	—	—	—	—
1987-88	Buffalo	NHL	73	26	45	71	85	6	2	5	7	4	—	—
NHL TOTALS			149	48	88	136	147	6	2	5	7	4	—	—
TOTALS AS A SABRE			149	48	88	136	147	6	2	5	7	4	—	—



RAY SHEPPARD



23

Right Wing

Born:

Pembroke, Ontario

May 27, 1966

Height: 6'1"

Weight: 182

Shoots: Right

Last Amateur Club:

Cornwall Royals

HOW ACQUIRED: Third round draft choice (60th overall) of the Sabres in 1984.

1987-88: One of the biggest surprises of the season for the Sabres, and a key reason why the club was the most improved team in the NHL...He was the Sabres' rookie of the year, and finished second in the voting for the Calder Trophy (league rookie of the year)...A member of the NHL's All-Rookie team...The NHL's Rookie of the Month for February, the first Sabre to ever be so honored...His 38 goals led the club, and it tied Gil Perreault for the second-highest rookie total in Sabre history...His 65 points are the fourth-highest rookie total in Sabre history...His 15 power-play goals tied Dave Andreychuk's total for the team high...Had 23 goals in the second half of the season...The team's player of the month for November...Had goals in four straight games to tie for the club's season-high...Games Missed to Injury: 5.

CAREER: Was the player of the year and a first team all-star in the Ontario Hockey League in 1986...Is already 46th on the Sabres' all-time scoring list.

87-88 MILESTONES: Scored his first NHL goal on Oct. 17.


PERSONAL: Ray, his wife Lucie, and daughter Lyndsay live in Williamsville...Took number 23 after his wife's birthday and his anniversary...Says his hobby is spending money.

PLAYING RECORD

Season	Club	League	REGULAR SEASON					PLAYOFFS				
			GP	G	A	PTS	PIM	GP	G	A	PTS	PIM
1983-84	Cornwall	OHL	68	44	36	80	69	-	-	-	-	-
1984-85	Cornwall	OHL	49	25	33	59	51	9	2	12	14	4
1985-86	Cornwall	OHL	63	81	61	142	25	6	7	4	11	0
1986-87	Rochester	AHL	55	18	13	31	11	15	12	3	15	2
1987-88	Buffalo	NHL	74	38	27	65	14	6	1	1	2	2
NHL TOTALS			74	38	27	65	14	6	1	1	2	2
TOTALS AS A SABRE			74	38	27	65	14	6	1	1	2	2



DOUG SMITH



15

Center

Born:

Ottawa, Ontario

May 17, 1963

Height: 5'11"

Weight: 186

Shoots: Right

Last Amateur Club:

Ottawa 67's

HOW ACQUIRED: Came to the Sabres with Brian Engblom on January 30, 1986 in a trade with Los Angeles for Larry Playfair, Sean McKenna and Ken Baumgartner.

1987-88: Was used in a variety of roles during the course of the season...Saw some time on the wings, and was used as a penalty-killer in spots...Set a Sabre record for most penalty minutes in one season by a center (breaking his own mark)...Club had a 35-27-8 record when he was in the lineup...Had eight points in the first 10 games of the season...Games Lost to Injury: 1.

CAREER: Was the Kings' first draft choice (second overall) in 1981, and became the youngest Los Angeles player in history that fall...Is 38th on the Sabres' all-time scoring list...Noted for his excellent speed...Scored a goal 13 seconds into his first game as a Sabre Jan. 31, 1986 against the N.Y. Rangers.

87-88 MILESTONES: Played in his 400th NHL game on Oct. 13...Played in his 100th game as a Sabre on Oct. 23...Scored the 100th goal of his career on Nov. 15. It was the 5,000th goal in the history of the Sabres' franchise.

PERSONAL: He and wife Patti head for Ottawa in the off-season...An excellent all-around athlete and a top tennis player...Has worn number 15 ever since he was a lacrosse player while growing up in Canada.


PLAYING RECORD

Season	Club	League	REGULAR SEASON					PLAYOFFS				
			GP	G	A	PTS	PIM	GP	G	A	PTS	PIM
1979-80	Ottawa	OHA	64	23	34	57	45	11	2	0	2	33
1980-81	Ottawa	OHA	54	45	56	101	61	7	5	6	11	13
1981-82	Los Angeles	NHL	80	16	14	30	64	10	3	2	5	11
1982-83	Los Angeles	NHL	42	11	11	22	12	—	—	—	—	—
1983-84	Los Angeles	NHL	72	16	20	36	28	—	—	—	—	—
1984-85	Los Angeles	NHL	62	21	20	41	58	3	1	0	1	4
1985-86	Los Angeles	NHL	48	8	9	17	56	—	—	—	—	—
	Buffalo	NHL	30	10	11	21	73	—	—	—	—	—
1986-87	Buffalo	NHL	62	16	24	40	106	—	—	—	—	—
	Rochester	AHL	15	5	6	11	35	—	—	—	—	—
1987-88	Buffalo	NHL	70	9	19	28	117	1	0	0	0	0
NHL TOTALS			466	107	128	235	514	14	4	2	6	15
TOTALS AS A SABRE			162	35	54	89	296	1	0	0	0	0



JOHN TUCKER

7



Center

Born:

Windsor, Ontario
September 29, 1964

Height: 6'0"

Weight: 197

Shoots: Right

Last Amateur Club:

Kitchener Rangers

HOW ACQUIRED: Second round draft choice (31st overall) of the Sabres in 1983.

1987-88: Injuries slowed John in the first part of the season, but finished with a rush and enjoyed a spectacular playoff series against Boston...Broke several Sabre playoff records, including most goals in a game (four in game three) and points in a game (five in game four, including the game-winning goal in overtime)...Had the Sabres' first penalty shot in a playoff game in game three of the Boston series, scoring on Andy Moog...The team's player of the month in March...Had 31 points in his last 31 games...Had points in ten straight games, a season-high for the team...Led the club in pre-season scoring with seven points...Games Missed to Injury: 33.

CAREER: Was the Ontario Hockey League's Player of the Year and All-Star Center in 1983-84, scoring 40 goals and 60 assists in only 39 games...Helped Kitchener win a Memorial Cup title in 1982...Won the Fred T. Hunt Memorial Trophy in 1984-85 as the team's rookie of the year...Only Sabre to have two penalty shots in one season (1984-85), scoring on one of them...Is now 19th on the team's all-time scoring list.

87-88 MILESTONES: Scored his 100th NHL goal on Mar. 29...Had his 200th NHL point on Feb. 21.


PERSONAL: Single...Spends part of his off-seasons in Windsor, Ontario...Nephew of former CFL wide receiver Whit Tucker.

PLAYING RECORD

Season	Club	League	REGULAR SEASON					PLAYOFFS				
			GP	G	A	PTS	PIM	GP	G	A	PTS	PIM
1981-82	Kitchener	OHL	67	16	32	48	32	15	2	3	5	2
1982-83	Kitchener	OHL	70	60	80	140	33	11	5	9	14	10
1983-84	Buffalo	NHL	21	12	4	16	4	3	1	0	1	0
	Kitchener	OHL	39	40	60	100	25	12	12	18	30	8
1984-85	Buffalo	NHL	64	22	27	49	21	5	1	5	6	0
1985-86	Buffalo	NHL	75	31	34	65	39	—	—	—	—	—
1986-87	Buffalo	NHL	54	17	34	51	21	—	—	—	—	—
1987-88	Buffalo	NHL	45	19	19	38	20	6	7	3	10	18
NHL TOTALS			259	101	118	219	105	14	9	8	17	18
TOTALS AS A SABRE			259	101	118	219	105	14	9	8	17	18



PIERRE TURGEON



77

Center

Born:

Rouyn, Quebec
August 29, 1969

Height: 6'1"

Weight: 203

Shoots: Left

Last Amateur Club:

Granby Bisons

HOW ACQUIRED: First round draft choice (first overall) of the Sabres in 1987.

1987-88:

Was one of the NHL's top rookies despite being the second-youngest player in the league at the start of the season...Saved his best play for last, as he had an outstanding playoff series against Boston...His 42 points is in the top 10 on the Sabres' all-time rookie list...Spent much of the season on a line with fellow rookie Ray Sheppard...Scored a goal in his first shift as a pro in the pre-season opener...Had 10 multiple-point games and three three-point outings...Games Missed to Injury: 1.

CAREER:

The first number one overall choice by the Sabres since they took Gil Perreault in 1970...Was considered to be the best prospect to come out of the junior ranks in a few years...Was fifth in scoring in the Quebec Hockey League in 1986-87, and led Granby in scoring.

87-88

MILESTONES:

Scored his first NHL goal on Oct. 21.

PERSONAL:


Single, returns to Quebec in the off-season...Likes to water ski in the off-season...Brother of Whalers' forward Sylvain...Played in the Little League World Series in Williamsport, Pa. as a pitcher...Has always had a seven as part of his uniform number.

PLAYING RECORD

Season	Club	League	REGULAR SEASON					PLAYOFFS				
			GP	G	A	PTS	PIM	GP	G	A	PTS	PIM
1985-86	Granby	QHL	69	47	67	114	31	-	-	-	-	-
1986-87	Granby	QHL	58	69	85	154	8	7	9	6	15	15
1987-88	Buffalo	NHL	76	14	28	42	34	6	4	3	7	4
NHL TOTALS			76	14	28	42	34	6	4	3	7	4
TOTALS AS A SABRE			76	14	28	42	34	6	4	3	7	4



SHAWN ANDERSON



Defense

Born:

Montreal, Quebec

February 7, 1968

Height: 6'1"

Weight: 196

Shoots: Left

Last Amateur Club:

Canadian Olympic Team

HOW ACQUIRED: First round draft choice (fifth overall) of the Sabres in 1986.


CAREER:

Spent the first part of the season with the Sabres, and was hampered by an ankle injury...Was optioned to Rochester on January 30, and stayed there for the rest of the season...Scored his lone goal of 87-88 Sabres' season on Oct. 10 in Montreal...Team was 12-8-3 when he played, a .587 percentage...Spent part of 1985-86 at the University of Maine before joining the Canadian Olympic team...Was the second defenseman taken in the 1986 draft...Considered the top offensive prospect at that position in that year's draft...Sabre Games Missed to Injury in 87-88: 21.

PLAYING RECORD

Season	Club	League	REGULAR SEASON					PLAYOFFS						
			GP	G	A	PTS	PIM	GP	G	A	PTS	PIM		
1985-86	Univ. of Maine ...	H.E.	16	5	8	13	22	—	—	—	—	—	—	—
	Canada Olympic		49	4	14	18	38	—	—	—	—	—	—	—
1986-87	Buffalo	NHL	41	2	11	13	23	—	—	—	—	—	—	—
	Rochester	AHL	15	2	5	7	11	—	—	—	—	—	—	—
1987-88	Buffalo	NHL	23	1	2	3	17	—	—	—	—	—	—	—
	Rochester	AHL	22	5	16	21	19	6	0	0	0	0	0	0
NHL TOTALS			64	3	13	16	40	0	0	0	0	0	0	0
TOTALS AS A SABRE			64	3	13	16	40	0	0	0	0	0	0	0

JODY GAGE



Right Wing

Born:

Toronto, Ontario

November 29, 1959

Height: 6'0"

Weight: 188

Shoots: Right

Last Amateur Club:

Kitchener Rangers

HOW ACQUIRED: Signed as a free agent by the Sabres on July 31, 1985.

CAREER:

Had his best year as a pro for the Amerks...Was named the AHL's Most Valuable Player and was a first team All-Star at right wing...Came within one goal of breaking Paul Gardner's AHL record for goals in a season...Led the team in scoring for the second straight season and was third in the AHL...Had 21 power play goals to pace team...Was an important member of the Rochester team which won the Calder Cup in 1986-87...Tied an AHL record in 1986-87 for most playoff goals (14)...Was drafted by Detroit in the third round (45th overall) in 1979...Spent six seasons with the Red Wings' organization...Set several club records while at Adirondack, and helped that club win a Calder Cup in 1980-81...Has 283 career goals in the AHL.


PLAYING RECORD

REGULAR SEASON

PLAYOFFS

Season	Club	League	GP	G	A	PTS	PIM	GP	G	A	PTS	PIM
1977-78	Ham.-Kitch.	OHA	68	32	45	77	40	9	4	3	7	4
1978-79	Kitchener	OHA	58	46	43	89	40	10	1	2	3	6
1979-80	Adirondack	AHL	63	25	21	46	15	5	2	1	3	0
1980-81	Detroit	NHL	16	2	2	4	22	—	—	—	—	—
	Adirondack	AHL	59	17	31	48	44	17	9	6	15	12
1981-82	Adirondack	AHL	47	21	20	41	21	—	—	—	—	—
	Detroit	NHL	31	9	10	19	2	—	—	—	—	—
1982-83	Adirondack	AHL	65	23	30	53	33	6	1	5	6	8
1983-84	Detroit	NHL	3	0	0	0	0	—	—	—	—	—
	Adirondack	AHL	73	40	32	72	32	6	3	4	7	2
1984-85	Adirondack	AHL	78	27	33	60	55	—	—	—	—	—
1985-86	Buffalo	NHL	7	3	2	5	0	—	—	—	—	—
	Rochester	AHL	73	42	57	99	54	—	—	—	—	—
1986-87	Rochester	AHL	70	26	39	65	60	17	14	5	19	24
1987-88	Rochester	AHL	76	60	44	104	46	5	2	5	7	10
	Buffalo	NHL	2	0	0	0	0	—	—	—	—	—
NHL TOTALS			59	14	14	28	24	0	0	0	0	0
TOTALS AS A SABRE			9	3	2	5	0	0	0	0	0	0

BOB HALKIDIS



Defense

Born:

Toronto, Ontario

March 5, 1966

Height: 5'11"

Weight: 200

Shoots: Left

Last Amateur Club:

London Knights


HOW ACQUIRED: A fourth round draft choice (81st overall) of the Sabres in 1984.

CAREER: Played some of the best hockey of his Sabre career in 1987-88...Had a fine +6 rating...Figures to be a strong contender for a regular job in training camp this season...Injuries allowed him to play only five of the first 21 games that he was on the Buffalo roster...Was recalled for good on January 30...First NHL experience came in 1985, when he was recalled for the playoff series with Quebec...His 115 penalty minutes in 1985-86 is the fourth-highest rookie total in Sabre history...Games Missed to Injury in 87-88: 17.

PLAYING RECORD

Season	Club	League	REGULAR SEASON					PLAYOFFS				
			GP	G	A	PTS	PIM	GP	G	A	PTS	PIM
1983-84	London	OHL	51	9	22	31	123	8	0	2	2	27
1984-85	London	OHL	62	14	50	64	154	8	3	6	9	22
	Buffalo	NHL	0	0	0	0	0	4	0	0	0	19
1985-86	Buffalo	NHL	37	1	9	10	115	—	—	—	—	—
1986-87	Buffalo	NHL	6	1	1	2	19	—	—	—	—	—
	Rochester	AHL	59	1	8	9	144	8	0	0	0	43
1987-88	Rochester	AHL	15	2	5	7	50	0	0	0	0	0
	Buffalo	NHL	30	0	3	3	115	4	0	0	0	22
NHL TOTALS			43	2	10	12	134	4	0	0	0	19
TOTALS AS A SABRE			43	2	10	12	134	4	0	0	0	19

MIKE HARTMAN



Right Wing

Born:
Detroit, Michigan
February 7, 1967

Height: 6'0"

Weight: 183

Shoots: Left

Last Amateur Club:
North Bay Centennials


HOW ACQUIRED: Seventh round draft choice (131st overall) of the Sabres in 1986.

CAREER: Was called up on Feb. 12, 1988 because of the injury to Kevin Maguire, and he stayed through the end of the regular season and the playoffs...Was still considered a rookie, even though he spent some time with the Sabres in 1986-87...Team had a 10-6-2 record when he was in the lineup...Had the seventh-highest penalty minute total by a Sabre rookie in history...Was second on the team with 14 major penalties...Was named Rochester's Most Improved Player after the 87-88 season...A member of the US Junior National Team which played in Czechoslovakia in December, 1986...Sabre Games Missed to Injury: 0.

PLAYING RECORD

Season	Club	League	REGULAR SEASON					PLAYOFFS				
			GP	G	A	PTS	PIM	GP	G	A	PTS	PIM
1984-85	Belleville	OHL	49	13	12	25	119	—	—	—	—	—
1985-86	North Bay	OHL	57	23	17	40	217	—	—	—	—	—
1986-87	Buffalo	NHL	17	3	3	6	69	—	—	—	—	—
	North Bay	OHL	32	15	24	39	144	—	—	—	—	—
1987-88	Rochester	AHL	57	13	14	27	283	4	1	0	1	22
	Buffalo	NHL	18	3	1	4	90	6	0	0	0	35
NHL TOTALS			35	6	4	10	159	6	0	0	0	35
TOTALS AS A SABRE			35	6	4	10	159	6	0	0	0	35

BENOIT HOGUE



Center

Born:
Repentigny, Que.
October 28, 1966

Height: 5'10"

Weight: 177

Shoots: Left

Last Amateur Club:
St. Jean Castors

HOW ACQUIRED: Second round draft choice (35th overall) of the Sabres in 1985.


CAREER: Showed much improvement during his second professional season, and could be ready to move up to the NHL in training camp...Was third in scoring for Rochester last season, and led the Americans in goals during the playoffs...Was impressive in brief stint with the Sabres last season; had a game-winning goal against Winnipeg on Feb. 28.

87-88 MILESTONES: Scored his first NHL goal on Feb. 28.

PLAYING RECORD

Season	Club	League	REGULAR SEASON					PLAYOFFS				
			GP	G	A	PTS	PIM	GP	G	A	PTS	PIM
1983-84	St. Jean	QHL	59	14	11	25	42	—	—	—	—	—
1984-85	St. Jean	QHL	63	46	44	90	92	—	—	—	—	—
1985-86	St. Jean	QHL	65	54	54	108	115	9	6	4	10	26
1986-87	Rochester	AHL	53	14	20	34	52	12	5	4	9	8
1987-88	Rochester	AHL	62	24	31	55	141	7	6	1	7	46
	Buffalo	NHL	3	1	1	2	0	—	—	—	—	—
NHL TOTALS			3	1	1	2	0	0	0	0	0	0
TOTALS AS A SABRE			3	1	1	2	0	0	0	0	0	0

BOB LOGAN



Left Wing

Born:

Montreal, Quebec
February 22, 1964

Height: 6'0"

Weight: 190

Shoots: Right

Last Amateur Club:

Yale University

HOW ACQUIRED: Fifth round draft choice (100th overall) of the Sabres in 1982.

CAREER:

Has divided time between Buffalo and Rochester during his professional career...Was called up twice by Buffalo last season...Has never had an NHL penalty...Should contend for a regular job on left wing in the Sabres' training camp...Had 53 goals in only 101 career games in Rochester...Broke his ankle late in the season and missed all of the Amerks' playoff games...Led the Americans in goals in 1986-87 despite playing in only 56 regular season games...Was a second team all-ECAC in 1985-86 at Yale...Sabre Games Missed to Injury: 0.

PLAYING RECORD

Season	Club	League	REGULAR SEASON					PLAYOFFS				
			GP	G	A	PTS	PIM	GP	G	A	PTS	PIM
1982-83	Yale Univ.	ECAC	28	13	12	25	8	—	—	—	—	—
1983-84	Yale Univ.	ECAC	22	9	13	22	25	—	—	—	—	—
1984-85	Yale Univ.	ECAC	32	19	12	31	18	—	—	—	—	—
1985-86	Yale Univ.	ECAC	27	19	21	40	22	—	—	—	—	—
1986-87	Buffalo	NHL	22	7	3	10	0	—	—	—	—	—
	Rochester	AHL	56	30	14	44	27	18	5	10	15	4
1987-88	Buffalo	NHL	16	3	2	5	0	—	—	—	—	—
	Rochester	AHL	45	23	15	38	35	—	—	—	—	—
NHL TOTALS			38	10	5	15	0	0	0	0	0	0
TOTALS AS A SABRE			38	10	5	15	0	0	0	0	0	0

SABRE FACT

Birthdates for some of the members of the Sabres' hockey department:

Gerry Meehan: September 3, 1946

Ted Sator: November 18, 1949

Barry Smith: August 21, 1950

Don Lever: November 14, 1952

Craig Ramsay: March 17, 1951

Don Luce: October 2, 1948

SCOTT METCALFE



Left Wing

Born:

Toronto, Ontario
January 6, 1967

Height: 6'0"

Weight: 195

Shoots: Left

Last Amateur Club:

Windsor Spitfires

HOW ACQUIRED: Came to the Sabres with a ninth round draft choice in 1989 on Feb. 11, 1989 in a trade with Edmonton for Steve Dykstra and a seventh round draft choice in 1989.


CAREER:

A first round draft choice of the Edmonton Oilers in 1985...Was optioned to Rochester after playing for the Sabres against Winnipeg on Feb. 12...Scored on a penalty shot in his first game with the Americans...Helped bolster the Amerks' roster down the stretch...Should receive a good look at training camp this season.

PLAYING RECORD

Season	Club	League	REGULAR SEASON					PLAYOFFS				
			GP	G	A	PTS	PIM	GP	G	A	PTS	PIM
1983-84	Kingston	OHL	68	25	49	74	154	—	—	—	—	—
1984-85	Kingston	OHL	58	27	33	60	100	—	—	—	—	—
1985-86	Kingston	OHL	66	36	43	79	213	10	3	6	9	21
1986-87	Windsor	OHL	57	25	57	82	156	13	5	5	10	27
1987-88	Nova Scotia	AHL	45	9	19	28	87	—	—	—	—	—
	Edmonton	NHL	2	0	0	0	0	—	—	—	—	—
	Rochester	AHL	22	2	13	15	56	7	1	3	4	24
	Buffalo	NHL	1	0	1	1	0	—	—	—	—	—
NHL TOTALS			3	0	1	1	0	0	0	0	0	0
TOTALS AS A SABRE			1	0	1	1	0	0	0	0	0	0

BRAD MILLER



Defense

Born:

Edmonton, Alberta
July 23, 1969

Height: 6'4"

Weight: 200

Shoots: Left

Last Amateur Club:

Regina Pats


HOW ACQUIRED: Second round draft choice (22nd overall) of the Sabres in 1987.

CAREER: Was optioned to Regina after spending most of training camp with the Sabres...Turned in another solid year with the Pats...Was called up to Rochester after Regina's season was over to help the Amerks in the playoffs, and did not look out of place...Uses his great size and strength to his advantage...Has a good shot.

PLAYING RECORDS

Season	Club	League	REGULAR SEASON					PLAYOFFS				
			GP	G	A	PTS	PIM	GP	G	A	PTS	PIM
1985-86	Regina	WHL	71	2	14	16	99	10	1	1	2	4
1986-87	Regina	WHL	67	10	38	48	154	3	0	0	0	0
1987-88	Regina	WHL	61	9	34	43	148	—	—	—	—	—
	Rochester	AHL	0	0	0	0	0	2	0	0	0	0

JEFF PARKER



Right Wing

Born:
St. Paul, Minnesota
September 7, 1964
Height: 6'3"
Weight: 194
Shoots: Right
Last Amateur Club:
Michigan State Univ.


HOW ACQUIRED: Sixth round draft choice (111th overall) by the Sabres in 1982.

CAREER: Back problems hampered his second year as a pro...Was sixth on the Amerks in scoring despite playing only 34 games...Had points in 17 straight games, a team-high for Rochester in 1987-88...One of five Rochester players to average more than a point per game...Had two points (1-1=2) in his first NHL game...Was considered one of the best collegiate players in the nation while at Michigan State...Nicknamed "Crash."

PLAYING RECORD

Season	Club	League	REGULAR SEASON					PLAYOFFS				
			GP	G	A	PTS	PIM	GP	G	A	PTS	PIM
1983-84	Michigan St.	CCHA	44	8	13	21	82	—	—	—	—	—
1984-85	Michigan St.	CCHA	42	10	12	22	89	—	—	—	—	—
1985-86	Michigan St.	CCHA	41	15	20	35	88	—	—	—	—	—
1986-87	Buffalo	NHL	15	3	3	6	7	—	—	—	—	—
	Rochester	AHL	54	14	8	22	75	13	1	3	4	19
1987-88	Rochester	AHL	34	13	31	44	60	2	1	1	2	0
	Buffalo	NHL	4	0	2	2	2	—	—	—	—	—
NHL TOTALS			19	3	5	8	9	0	0	0	0	0
TOTALS AS A SABRE			19	3	5	8	9	0	0	0	0	0

PAUL BRYDGES




Center

Born:
Guelph, Ontario
June 21, 1965
Height: 5'11"
Weight: 180
Shoots: Right
Last Amateur Club:
Guelph Platers

PLAYING RECORD

Season	Club	League	REGULAR SEASON					PLAYOFFS				
			GP	G	A	PTS	PIM	GP	G	A	PTS	PIM
1982-83	Guelph	OHL	56	13	13	26	27	—	—	—	—	—
1983-84	Guelph	OHL	68	27	23	50	37	—	—	—	—	—
1984-85	Guelph	OHL	57	22	24	46	39	—	—	—	—	—
1985-86	Guelph	OHL	62	17	40	57	88	19	10	15	25	22
1986-87	Buffalo	NHL	15	2	2	4	6	—	—	—	—	—
	Rochester	AHL	54	13	17	30	54	1	0	0	0	0
1987-88	Rochester	AHL	69	15	16	31	86	7	1	1	2	4
NHL TOTALS			15	2	2	4	6	0	0	0	0	0
TOTALS AS A SABRE			15	2	2	4	6	0	0	0	0	0

JEFF CAPELLO




Left Wing

Born:
Ottawa, Ontario
September 25, 1964
Height: 6'1"
Weight: 195
Shoots: Left
Last Amateur Club:
Univ. of Vermont

PLAYING RECORD

Season	Club	League	REGULAR SEASON					PLAYOFFS				
			GP	G	A	PTS	PIM	GP	G	A	PTS	PIM
1983-84	U. Vermont	ECAC	27	6	15	21	20	—	—	—	—	—
1984-85	U. Vermont	ECAC	29	8	10	18	16	—	—	—	—	—
1985-86	U. Vermont	ECAC	31	9	17	26	36	—	—	—	—	—
1986-87	U. Vermont	ECAC	32	17	26	43	56	—	—	—	—	—
1987-88	Rochester	AHL	69	15	23	38	53	7	1	4	5	4

RICHIE DUNN



Defense

Born:

Boston, Mass.
May 12, 1957

Height: 6'0"

Weight: 200

Shoots: Left

Last Amateur Club:
Windsor Spitfires

PLAYING RECORD


Season	Club	League	REGULAR SEASON					PLAYOFFS						
			GP	G	A	PTS	PIM	GP	G	A	PTS	PIM		
1975-76	Kingston	OHA	61	7	18	25	62	—	—	—	—	—	—	—
1976-77	Windsor	OHA	65	5	21	26	98	9	0	5	5	4	—	—
1977-78	Hershey	AHL	54	7	22	29	17	—	—	—	—	—	—	—
	Buffalo	NHL	25	0	3	3	16	1	0	0	0	2	—	—
1978-79	Hershey	AHL	34	5	18	23	10	4	0	1	1	4	—	—
	Buffalo	NHL	24	0	3	3	14	—	—	—	—	—	—	—
1979-80	Buffalo	NHL	80	7	31	38	61	14	2	9	10	8	—	—
1980-81	Buffalo	NHL	79	7	42	49	34	8	0	5	5	6	—	—
1981-82	Buffalo	NHL	72	7	19	26	73	4	0	1	1	0	—	—
1982-83	Calgary	NHL	80	3	11	14	47	9	1	1	2	8	—	—
1983-84	Hartford	NHL	63	5	20	25	30	—	—	—	—	—	—	—
1984-85	Hartford	NHL	13	1	4	5	2	—	—	—	—	—	—	—
	Binghamton	AHL	64	9	39	48	43	8	2	2	4	8	—	—
1985-86	Buffalo	NHL	29	4	5	9	25	—	—	—	—	—	—	—
	Rochester	AHL	34	7	17	24	12	—	—	—	—	—	—	—
1986-87	Buffalo	NHL	2	0	1	1	2	—	—	—	—	—	—	—
	Rochester	AHL	64	6	26	32	47	18	1	6	7	6	—	—
1987-88	Rochester	AHL	68	12	35	47	52	7	3	3	6	2	—	—
	Buffalo	NHL	12	2	0	2	8	—	—	—	—	—	—	—
NHL TOTALS			479	36	139	175	312	36	3	15	18	24	—	—
TOTALS AS A SABRE			323	27	104	131	233	27	2	14	16	16	—	—

SABRE FACT

The Sabres had a winning record in 1987-88 despite being outscored by their opponents by a margin of 22 goals. No team in NHL history has ever been outscored by such a margin and managed to be above .500. The previous high was the record of the 1963-64 Detroit Red Wings, who were one point above .500 despite being outscored by 13 goals.



MARK FERNER



Defense

Born:

Regina, Saskatchewan
September 5, 1965

Height: 6'0"

Weight: 193


Shoots: Left

Last Amateur Club:
Kamloops Blazers

PLAYING RECORD

Season	Club	League	REGULAR SEASON					PLAYOFFS				
			GP	G	A	PTS	PIM	GP	G	A	PTS	PIM
1982-83	Kamloops	WHL	69	6	15	21	81	7	0	0	0	7
1983-84	Kamloops	WHL	72	9	30	39	162	14	1	8	9	20
1984-85	Kamloops	WHL	69	15	39	54	91	15	4	9	13	20
1985-86	Rochester	AHL	63	3	14	17	87	—	—	—	—	—
1986-87	Buffalo	NHL	13	0	3	3	9	—	—	—	—	—
	Rochester	AHL	54	0	12	12	157	—	—	—	—	—
1987-88	Rochester	AHL	69	1	25	26	165	7	1	4	5	31
NHL TOTALS			13	0	3	3	9	0	0	0	0	0
TOTALS AS A SABRE			13	0	3	3	9	0	0	0	0	0

JAY FRASER



Left Wing

Born:

St. Lambert, Que.
October 26, 1961

Height: 6'1"

Weight: 203


Shoots: Left

Last Amateur Club:
Ottawa 67's

PLAYING RECORD

Season	Club	League	REGULAR SEASON					PLAYOFFS				
			GP	G	A	PTS	PIM	GP	G	A	PTS	PIM
1980-81	Ottawa	OHL	55	17	23	40	204	—	—	—	—	—
1981-82	Toledo	IHL	19	14	8	22	8	—	—	—	—	—
	Maine	AHL	44	5	5	10	116	—	—	—	—	—
1982-83	Carolina	ACHL	68	28	37	65	118	8	2	5	7	20
1983-84	Carolina	ACHL	29	16	29	45	85	0	0	0	0	0
1985-86	Carolina	ACHL	21	13	14	27	127	—	—	—	—	—
	Rochester	AHL	20	4	5	9	61	—	—	—	—	—
1986-87	Rochester	AHL	36	8	12	20	149	6	0	1	1	17
1987-88	Rochester	AHL	39	5	9	14	98	1	0	0	0	0

JAMES GASSEAU



Defense

Born:

Carleton, Quebec

May 4, 1966

Height: 6'2"

Weight: 204

Shoots: Right


Last Amateur Club:

Drummondville

PLAYING RECORD

Season	Club	League	REGULAR SEASON				PLAYOFFS					
			GP	G	A	PTS	PIM	GP	G	A	PTS	PIM
1983-84	Drummondville	QHL	68	6	25	31	72	10	0	4	4	12
1984-85	Drummondville	QHL	64	8	43	51	158	12	1	5	6	34
1985-86	Drummondville	QHL	46	20	31	51	155	23	1	13	14	18
1986-87	Rochester	AHL	7	0	2	2	6	—	—	—	—	—
1987-88	Rochester	AHL	75	9	21	30	109	7	2	4	6	24

KEITH GRETZKY



Center

Born:

Brantford, Ontario

February 16, 1967

Height: 5'9"

Weight: 160

Shoots: Left


Last Amateur Club:

Hamilton Steelhawks

PLAYING RECORD

Season	Club	League	REGULAR SEASON					PLAYOFFS				
			GP	G	A	PTS	PIM	GP	G	A	PTS	PIM
1983-84	Windsor	OHL	70	15	38	53	8	3	0	1	1	2
1984-85	Windsor	OHL	66	31	62	93	12	4	2	2	4	4
1985-86	Win.-Belleville	OHL	61	27	47	74	12	24	8	13	21	2
1986-87	Hamilton	OHL	64	35	66	101	18	9	5	9	14	4
1987-88	Rochester	AHL	43	8	24	32	6	—	—	—	—	—
	Flint	IHL	25	9	18	27	0	9	1	7	8	21

JIM HOFFORD



Defense

Born:

Sudbury, Ontario

October 4, 1964

Height: 6'0"

Weight: 195

Shoots: Right


Last Amateur Club:

Windsor Spitfires

PLAYING RECORD

Season	Club	League	REGULAR SEASON				PLAYOFFS					
			GP	G	A	PTS	PIM	GP	G	A	PTS	PIM
1982-83	Windsor	OHL	63	8	20	28	173	3	0	1	1	15
1983-84	Windsor	OHL	1	0	0	0	2	—	—	—	—	—
1984-85	Rochester	AHL	71	2	13	15	166	5	0	0	0	16
1985-86	Buffalo	NHL	5	0	0	0	5	—	—	—	—	—
	Rochester	AHL	40	2	7	9	148	—	—	—	—	—
1986-87	Buffalo	NHL	12	0	0	0	40	—	—	—	—	—
	Rochester	AHL	54	1	8	9	204	13	1	0	1	57
1987-88	Rochester	AHL	69	3	15	18	322	7	0	0	0	28
NHL TOTALS			17	0	0	0	45	0	0	0	0	0
TOTALS AS A SABRE			17	0	0	0	45	0	0	0	0	0

JIM JACKSON



Right Wing

Born:

Oshawa, Ontario

February 1, 1960

Height: 5'8"

Weight: 190

Shoots: Right

Last Amateur Club:


Niagara Falls Flyers



PLAYING RECORD

Season	Club	League	REGULAR SEASON					PLAYOFFS				
			GP	G	A	PTS	PIM	GP	G	A	PTS	PIM
1976-77	Oshawa	OHA	65	13	40	53	26	—	—	—	—	—
1977-78	Oshawa	OHA	68	33	47	80	60	6	2	2	4	26
1978-79	Niagara Falls	OHA	62	26	39	65	73	20	6	9	15	16
1979-80	Niagara Falls	OHA	66	29	57	86	55	10	7	8	15	8
1980-81	Richmond	EHL	58	17	43	60	42	10	1	0	1	4
1981-82	Muskegon	IHL	82	24	51	75	72	—	—	—	—	—
1982-83	Colorado	CHL	30	10	16	26	4	—	—	—	—	—
1983-84	Calgary	NHL	48	8	12	20	7	8	2	1	3	2
	Colorado	CHL	25	5	27	32	4	—	—	—	—	—
1984-85	Calgary	NHL	49	6	14	20	13	6	1	1	2	4
	Calgary	NHL	10	1	4	5	0	—	—	—	—	—
1984-85	Moncton	AHL	24	2	5	7	6	—	—	—	—	—
	Rochester	AHL	65	16	32	48	10	—	—	—	—	—
1985-86	Rochester	AHL	71	19	38	57	48	16	5	4	9	6
1986-87	Rochester	AHL	74	23	48	71	23	7	2	6	8	4
1987-88	Rochester	AHL	5	2	0	2	0	0	0	0	0	0
	Buffalo	NHL	17	17	30	47	20	14	3	2	5	6
NHL TOTALS			212	17	30	47	20	14	3	2	5	6
TOTALS AS A SABRE			5	2	0	2	0	0	0	0	0	0

TRENT KAESE



Right Wing

Born:

Namaimo, B.C.
September 9, 1967

Height: 5'11"

Weight: 205

Shoots: Right


Last Amateur Club:

Lethbridge Broncos

PLAYING RECORD

Season	Club	League	REGULAR SEASON					PLAYOFFS				
			GP	G	A	PTS	PIM	GP	G	A	PTS	PIM
1983-84	Lethbridge	WHL	64	6	6	12	33	1	0	0	0	0
1984-85	Lethbridge	WHL	67	20	18	38	107	4	0	1	1	7
1985-86	Lethbridge	WHL	67	24	41	65	67	10	5	3	8	8
1986-87	Swift Current	WHL	2	1	0	1	4	—	—	—	—	—
	Calgary	WHL	68	30	24	54	117	—	—	—	—	—
	Flint	IHL	1	0	0	0	0	6	4	1	5	9
1987-88	Rochester	AHL	37	6	11	17	32	3	1	2	3	2
	Flint	IHL	41	11	26	37	58	12	6	6	12	21

KEVIN KERR



Right Wing

Born:

North Bay, Ontario
September 18, 1967

Height: 5'10"

Weight: 170

Shoots: Right


Last Amateur Club:

Windsor Spitfires

PLAYING RECORD

Season	Club	League	REGULAR SEASON					PLAYOFFS				
			GP	G	A	PTS	PIM	GP	G	A	PTS	PIM
1985-86	Windsor	OHL	59	21	51	72	266	16	6	8	14	55
1986-87	Windsor	OHL	63	27	41	68	264	14	3	8	11	45
1987-88	Rochester	AHL	72	18	11	29	352	5	1	3	4	42

DON McSWEEN



Defense

Born:

Detroit, Michigan
June 9, 1964

Height: 5'11"

Weight: 194

Shoots: Left


Last Amateur Club:

Michigan State

PLAYING RECORD

Season	Club	League	REGULAR SEASON					PLAYOFFS				
			GP	G	A	PTS	PIM	GP	G	A	PTS	PIM
1983-84	Michigan State	CCHA	46	10	26	36	30	—	—	—	—	—
1984-85	Michigan State	CCHA	44	2	23	25	50	—	—	—	—	—
1985-86	Michigan State	CCHA	45	9	29	38	18	—	—	—	—	—
1986-87	Michigan State	CCHA	45	7	23	30	34	—	—	—	—	—
1987-88	Rochester	AHL	63	9	29	38	108	6	0	1	1	15
	Buffalo	NHL	5	0	1	1	6	—	—	—	—	—
NHL TOTALS			5	0	1	1	6	0	0	0	0	0
TOTALS AS A SABRE			5	0	1	1	6	0	0	0	0	0

DAVE MOYLAN



Defense

Born:

Tillsonburg, Ontario
August 13, 1967

Height: 6'1"

Weight: 195

Shoots: Left


Last Amateur Club:

Kitchener Rangers

PLAYING RECORD

Season	Club	League	REGULAR SEASON					PLAYOFFS				
			GP	G	A	PTS	PIM	GP	G	A	PTS	PIM
1984-85	Sudbury	OHL	66	1	15	16	108	—	—	—	—	—
1985-86	Sudbury	OHL	52	10	25	35	87	4	0	0	0	15
1986-87	Sudbury	OHL	13	5	6	11	41	—	—	—	—	—
	Kitchener	OHL	38	1	7	8	57	3	2	0	2	11
1987-88	Rochester	AHL	16	0	0	0	2	—	—	—	—	—
	Baltimore	AHL	20	4	5	9	35	—	—	—	—	—

GATES ORLANDO



Center

Born:

Montreal, Quebec
November 16, 1962

Height: 5'8"

Weight: 176

Shoots: Right

Last Amateur Club:


Providence College

PLAYING RECORD

Season	Club	League	REGULAR SEASON					PLAYOFFS				
			GP	G	A	PTS	PIM	GP	G	A	PTS	PIM
1983-84	Rochester	AHL	11	8	7	15	2	18	4	10	14	6
1984-85	Buffalo	NHL	11	3	6	9	6	5	0	4	4	14
	Rochester	AHL	49	26	30	56	62	2	0	1	1	6
1985-86	Buffalo	NHL	61	13	12	25	29	—	—	—	—	—
	Rochester	AHL	3	4	0	4	10	—	—	—	—	—
1986-87	Buffalo	NHL	27	2	8	10	16	—	—	—	—	—
	Rochester	AHL	44	22	42	64	42	18	9	13	22	14
1987-88	Rochester	AHL	13	4	13	17	18	7	2	6	8	6
NHL TOTALS			99	18	26	44	51	5	0	4	4	14
TOTALS AS A SABRE			99	18	26	44	51	5	0	4	4	14

82

KENTON REIN



Goalie

Born:

Saskatoon, Sask.
September 12, 1967

Height: 5'11"

Weight: 194

Catches: Left


Last Amateur Club:

Prince Albert

PLAYING RECORD

Season	Club	League	REGULAR SEASON					PLAYOFFS				
			GP	MIN	GA	SO	AVG.	GP	MIN	GA	SO	AVG.
1985-86	Prince Albert	WHL	23	1302	71	0	3.27	6	308	4	2	0.78
1986-87	Prince Albert	WHL	51	2996	159	0	3.18	8	443	31	0	4.20
1987-88	Flint	IHL	1	20	3	0	9.00	—	—	—	—	—

DARCY WAKALUK



Goaltender

Born:

Pincher Creek, Alta.
March 14, 1966

Height: 5'11"

Weight: 176

Catches: Left

Last Amateur Club:

Spokane Chiefs

PLAYING RECORD

Season	Club	League	REGULAR SEASON					PLAYOFFS				
			GP	MIN	GA	SO	AVG.	GP	MIN	GA	SO	AVG.
1983-84	Kelowna	WHL	31	1555	163	0	6.29	—	—	—	—	—
1984-85	Kelowna	WHL	54	3094	244	0	4.73	5	282	22	0	4.68
1985-86	Spokane	WHL	47	2562	224	1	5.25	7	419	37	0	5.30
1986-87	Rochester	AHL	11	546	26	0	2.86	4	140	11	0	4.71
	Flint	IHL	9	356	38	0	6.42	—	—	—	—	—
1987-88	Rochester	AHL	55	2763	159	0	3.45	6	328	22	0	4.02



ALSO DRAFTED BY THE SABRES

Dave Baseggio

Selected in 4th Round in 1986

Season	Club	League	GP	G	A	PTS	PIM	Defense
1985-86	Yale Univ.	ECAC	30	7	17	24	54	6'3" 210 lbs.
1986-87	Yale Univ.	ECAC	29	8	17	25	52	
1987-88	Yale Univ.	ECAC	24	4	22	26	67	

John Bradley

Selected in 4th Round in 1987

Season	Club	League	GP	MIN	GA	GAA	Goalie
1987-88	Boston Univ.	H.E.	9	528	40	4.53	6'0" 165 lbs.

Greg Brown

Selected in 2nd Round in 1986

Season	Club	League	GP	G	A	PTS	PIM	Defense
1986-87	Boston College	H.E.	37	10	27	37	22	6'0" 190 lbs.
1987-88	U.S. Olympic		53	6	29	35	22	

Bob Corkum

Selected in 3rd Round in 1986

Season	Club	League	GP	G	A	PTS	PIM	Right Wing
1985-86	Univ. of Maine	H.E.	39	7	26	33	53	6'2" 195 lbs.
1986-87	Univ. of Maine	H.E.	35	18	11	29	24	
1987-88	Univ. of Maine	H.E.	40	14	18	32	64	

Mike de Carle

Selected in 2nd Round (Supplemental) in 1987

Season	Club	League	GP	G	A	PTS	PIM	Right Wing
1985-86	L. Superior St.	CCHA	36	12	21	33	40	6'0" 180 lbs.
1986-87	L. Superior St.	CCHA	38	34	18	52	122	
1987-88	L. Superior St.	CCHA	43	27	39	66	83	

Sean Dooley

Selected in 8th Round in 1987

Season	Club	League	GP	G	A	PTS	PIM	Defense
1987-88	Merrimack	Ind.	3	0	0	0	0	6'3" 215 lbs.

Francois Guay

Selected in 8th Round in 1986

Season	Club	League	GP	G	A	PTS	PIM	Center
1984-85	Laval	QHL	66	13	18	31	21	6'0" 186 lbs.
1985-86	Laval	QHL	71	19	55	74	46	
1986-87	Laval	QHL	63	52	77	129	67	
1987-88	Laval	QHL	66	60	84	144	142	

David Littman

Selected in 11th Round in 1987

Season	Club	League	GP	MIN	GA	GAA	Goalie
1986-87	Boston College	H.E.	21	1182	68	3.45	6'0" 175 lbs.
1987-88	Boston College	H.E.	30	1726	116	4.03	

Petri Matikainen

Selected in 7th Round in 1985

Season	Club	League	GP	G	A	PTS	PIM	Defense
1985-86	Oshawa	OHL	53	14	42	56	27	6'0" 185 lbs.
1986-87	Oshawa	OHL	50	8	34	42	53	
1987-88	Tappara (Finland)		41	5	1	6	58	

Andrew MacVicar

Selected in 3rd Round in 1987

Season	Club	League	GP	G	A	PTS	PIM	Left Wing
1986-87	Peterborough	OHL	64	6	13	19	33	6'1" 195 lbs.
1987-88	Peterborough	OHL	62	30	51	81	45	

Chris Marshall

Selected in 6th Round in 1987

Season	Club	League	GP	G	A	PTS	PIM	Left Wing
1987-88	Michigan St.	CCHA	29	0	2	2	27	5'10" 170 lbs.

David Pergola

Selected in 5th Round in 1987

Season	Club	League	GP	G	A	PTS	PIM	Right Wing
1986-87	Boston College	H.E.	33	5	7	12	22	6'1" 185 lbs.

Tim Roberts

Selected in the 8th Round in 1987

Season	Club	League	GP	G	A	PTS	PIM	Center
1987-88	R.P.I.	ECAC	28	5	9	14	40	6'2" 180 lbs.

Larry Rooney

Selected in the 5th Round in 1986

Season	Club	League	GP	G	A	PTS	PIM	Defense
1987-88	Providence	H.E.	33	1	9	10	34	6'0" 180 lbs.

Dave Snuggerud

Selected in 1st Round (Supplemental) in 1987

Season	Club	League	GP	G	A	PTS	PIM	Left Wing
1985-86	Univ. Minnesota	WCHA	42	14	18	32	47	6'0" 170 lbs.
1986-87	Univ. Minnesota	WCHA	39	30	29	59	38	
1987-88	U.S. Olympic		48	13	20	33	24	

Boyd Sutton

Selected in 10th Round in 1985

Season	Club	League	GP	G	A	PTS	PIM	Left Wing
1985-86	Miami (Ohio)	CCHA	33	8	13	21	24	5'10" 170 lbs.
1986-87	Miami (Ohio)	CCHA	39	19	18	37	44	
1987-88	Miami (Ohio)	CCHA	37	17	16	33	34	

Grant Tkachuk

Selected in 9th Round in 1987

Season	Club	League	GP	G	A	PTS	PIM	Left Wing
1985-86	Saskatoon	WHL	52	18	27	45	82	5'9" 175 lbs.
1986-87	Saskatoon	WHL	71	46	36	82	108	
1987-88	Saskatoon	WHL	70	51	46	97	126	

Shawn Whitham

Selected in 8th Round in 1986

Season	Club	League	GP	G	A	PTS	PIM	Defense
1985-86	Providence	H.E.	38	11	13	24	89	5'11" 175 lbs.
1986-87	Providence	H.E.	31	9	11	20	57	
1987-88	Providence	H.E.	29	8	17	25	71	

SABRES' 1988 ENTRY DRAFT SELECTIONS

Round One - 14th Choice Overall

Joel Savage		Right Wing			
Victoria Cougars (WHL)		5'11" 195			
Season	G	A	PTS		
1986-87	14	13	27		
1987-88	37	32	69		

Round Three - 55th Choice Overall

Darcy Loewen		Left Wing			
Spokane Chiefs (WHL)		5'10" 182			
Season	G	A	PTS		
1986-87	15	25	40		
1987-88	30	44	74		

Round Four - 76th Choice Overall

Keith Carney		Defense			
Mount St. Charles H.S.		6' 1" 199			
Season	G	A	PTS		
1987-88	12	43	55		

Round Five - 89th Choice Overall

Alexander Mogilny		Left Wing			
ZSKA Moscow		N.A.			
Season	G	A	PTS		
1986-87	15	1	16		
1987-88		Not avail.			

Round Five - 97th Choice Overall

Robert Ray		Left Wing			
Cornwall Royals		6'0" 203			
Season	G	A	PTS		
1985-86	6	13	19		
1986-87	17	20	37		
1987-88	11	41	52		

Round Six - 106th Choice Overall

David Di Vita		Defense			
Lake Superior St.		6'2" 205			
Season	G	A	PTS		
1987-88	1	0	1		

Round Six - 118th Choice Overall

Mike McLaughlin		Left Wing			
Choate		6'1" 175			
Season	G	A	PTS		
1987-88	17	18	35		

Round Seven - 139th Choice Overall

Mike Griffith		Right Wing			
Ottawa 67's		5'11" 205			
Season	G	A	PTS		
1985-86	14	13	27		
1986-87	21	29	50		
1987-88	46	37	83		

Round Eight - 160th Choice Overall

Daniel Ruoho		Defense			
Madison Memorial		6'3" 200			
Season	G	A	PTS		
1987-88		Not Avail.			

Round Nine - 181st Choice Overall

Wade Flaherty		Goalie			
Victoria Cougars		5'11" 156			
Season	GP	GA	GAA		
1986-87	3	16	7.56		
1987-88	36	135	3.95		

Round 11 - 223rd Choice Overall

Thomas Nieman		Right Wing			
Choate		6'0" 183			
Season	G	A	PTS		
1987-88	14	10	24		

Round 12 - 244th Choice Overall

Robert Wallwork		Center			
Miami (Ohio)		5'11" 180			
Season	G	A	PTS		
1987-88	6	24	30		

SUPPLEMENTAL DRAFT

Round 3 - 18th Choice Overall

Clarke Davies		Defense			
Ferris State		6'0" 185			
Season	G	A	PTS		
1986-87	5	20	25		
1987-88	4	15	19		

STATISTICS AND RECORDS



SABRE FACT

The Sabres' Hotline Update, sponsored by Genesee Beer and Ale, works 24 hours a day and contains the latest information on the team, coming events and ticket availability. The number is (716) 856-5522.

SABRES' 1987-88 REGULAR SEASON SCORES

NO.	DATE	H/A	OPP.	SCORE	WLT	REC	GOALIE	ATT.	GOALS BY UNI. NO.
1	10/8	H	MIN	2-2	T	0-0-1	Barrasso	16,433	9,7
2	10/10	A	MTL	3-6	L	0-1-1	Barrasso	16,617	21,37,6
3	10/11	H	WSH	6-5	W	1-1-1	Cloutier	11,794	6,90,25,21,7,9
4	10/13	A	PIT	3-8	L	1-2-1	Cloutier, Barrasso	16,168	21,6,17
5	10/16	H	QUE	2-2	T	1-2-2	Barrasso	12,189	15,90
6	10/17	A	QUE	6-3	W	2-2-2	Barrasso	14,523	4,90,17,23,25,6
7	10/21	H	HFD	3-5	L	2-3-2	Barrasso	10,704	77(2),25
8	10/23	H	MTL	5-3	W	3-3-2	Cloutier	13,071	21,23(2),6(2)
9	10/24	A	PIT	3-5	L	3-4-2	Cloutier	15,544	5,6,17
10	10/28	A	HFD	2-2	T	3-4-3	Barrasso	12,709	7,19
11	10/30	H	LA	5-1	W	4-4-3	Puppa	11,489	90,9,38,40,6
12	11/1	H	CHI	5-3	W	5-4-3	Puppa	11,867	77,21,23,17,6
13	11/4	A	LA	5-4	W	6-4-3	Puppa	8,587	77(2),7,38,25
14	11/7	A	EDM	0-5	L	6-5-3	Barrasso	16,782	—
15	11/8	A	CGY	6-3	W	7-5-3	Puppa	18,684	23,38,26,25,6,21
16	11/11	A	VAN	4-4	T	7-5-4	Puppa	8,830	25,17,21,19
17	11/13	H	MIN	4-5	L	7-6-4	Puppa	13,004	38,65,9,6
18	11/15	H	TOR	5-4	W	8-6-4	Cloutier	14,318	38,6(2),15,23
19	11/18	A	HFD	1-9	L	8-7-4	Puppa, Cloutier	13,243	25
20	11/20	H	WSH	5-3	W	9-7-4	Puppa	14,941	23,77,25,17,22
21	11/22	H	LA	5-8	L	9-8-4	Puppa, Cloutier	11,126	23,17,15,77,3
22	11/25	A	PHI	2-5	L	9-9-4	Barrasso	17,423	23,17
23	11/27	H	HFD	2-4	L	9-10-4	Barrasso	16,433	23,3
24	11/29	H	EDM	2-5	L	9-11-4	Puppa	16,433	26,38
25	12/3	H	QUE	6-3	W	10-11-4	Barrasso	11,740	23,25(3),17(2)
26	12/5	A	HFD	1-2	L	10-12-4	Barrasso	14,533	23
27	12/6	H	VAN	1-5	L	10-13-4	Barrasso	11,290	21
28	12/9	A	CHI	6-2	W	11-13-4	Puppa	15,432	21(2),25,23,38,8
29	12/12	A	BOS	3-3	T	11-13-5	Barrasso	13,129	38(2),17
30	12/13	H	CGY	1-7	L	11-14-5	Puppa, Cloutier	12,058	29
31	12/18	H	MTL	2-2	T	11-14-6	Cloutier	13,872	29,6
32	12/19	A	MTL	2-1	W	12-14-6	Cloutier	16,731	15,38
33	12/22	A	BOS	0-9	L	12-15-6	Cloutier, Puppa	12,049	—
34	12/23	A	DET	5-2	W	13-15-6	Barrasso	19,861	17,77,26,19,65
35	12/27	H	PIT	3-3	T	13-15-7	Barrasso	16,433	6,12,25
36	12/29	A	QUE	1-5	L	13-16-7	Barrasso	15,300	77
37	12/31	H	BOS	0-2	L	13-17-7	Barrasso	16,433	—
38	1/2	A	TOR	6-4	W	14-17-7	Barrasso	16,382	17(2),40,21,23,6
39	1/3	H	QUE	2-1	W	15-17-7	Barrasso	13,474	77,9
40	1/6	A	MTL	6-5	W	16-17-7	Barrasso	16,394	25(3),15,23,9
41	1/8	H	HFD	3-1	W	17-17-7	Barrasso	14,859	22,23,21
42	1/10	H	NYR	4-3	W	18-17-7	Barrasso	13,084	25,12,5,21
43	1/12	A	STL	4-2	W	19-17-7	Barrasso	10,898	21(2),23,6
44	1/14	A	PHI	1-3	L	19-18-7	Cloutier	17,423	21
45	1/16	A	BOS	1-5	L	19-19-7	Barrasso	14,451	6

NO.	DATE	H/A	OPP.	SCORE	WLT	REC	GOALIE	ATT.	GOALS BY UNI. NO.
46	1/17	H	NYI	5-2	W	20-19-7	Barrasso	14,317	9(2),25,16,21
47	1/20	H	BOS	5-3	W	21-19-7	Barrasso	14,183	7,9,23,17,5
48	1/22	H	NJ	7-3	W	22-19-7	Barrasso	16,433	6(3),21(2),17,14
49	1/23	A	WSH	3-3	T	22-19-8	Barrasso	18,130	7,17,21
50	1/25	A	NJ	5-2	W	23-19-8	Barrasso	3,086	23,15,17,21,36
51	1/27	H	MTL	1-4	L	23-20-8	Barrasso	14,890	21
52	1/29	H	NYI	2-5	L	23-21-8	Barrasso, Cloutier	14,516	25,16
53	1/31	H	WPG	4-4	T	23-21-9	Cloutier	16,433	23(2),6,7
54	2/2	A	QUE	6-3	W	24-21-9	Barrasso	14,692	6(2),9(2),21,25
55	2/5	H	TOR	5-2	W	25-21-9	Barrasso	16,433	14,15,17,23,21
56	2/6	A	NYI	4-6	L	25-22-9	Barrasso, Cloutier	15,617	25(3),17
57	2/12	A	WPG	5-7	L	25-23-9	Barrasso	12,829	21,19,9,25,7
58	2/14	A	CHI	3-4	L	25-24-9	Barrasso	17,722	77,7(2)
59	2/16	A	STL	3-0	W	26-24-9	Barrasso	10,588	23,65,3
60	2/19	H	PHI	4-5	L	26-25-9	Cloutier, Barrasso	16,433	17,7,15,6
61	2/21	H	QUE	5-6	L	26-26-9	Barrasso	14,185	23(3),9,7
62	2/25	H	STL	5-2	W	27-26-9	Barrasso	13,253	23(2),65,9,6
63	2/27	A	HFD	4-3	W	28-26-9	Barrasso	15,233	12,23,16,14
64	2/28	H	WPG	5-3	W	29-26-9	Barrasso	12,684	3,65,25,33,5
65	3/1	A	DET	0-4	L	29-27-9	Barrasso	19,418	—
66	3/4	H	NYR	6-3	W	30-27-9	Barrasso	16,433	12,23,25,8,7,9
67	3/6	H	BOS	3-0	W	31-27-9	Barrasso	16,433	77,6,16
68	3/9	A	MIN	6-2	W	32-27-9	Barrasso	10,874	25,8,77,6(2),12
69	3/12	A	CGY	4-10	L	32-28-9	Barrasso, Cloutier	19,626	65(2),7,17
70	3/13	A	VAN	7-5	W	33-28-9	Barrasso	9,151	16,90,23(3),17,21
71	3/15	A	EDM	4-6	L	33-29-9	Cloutier	17,281	21,7(2),23
72	3/19	A	BOS	4-3	W	34-29-9	Barrasso	14,451	23(2),7,20
73	3/20	H	BOS	2-6	L	34-30-9	Barrasso, Cloutier	16,433	17,5
74	3/22	A	NYR	3-2	W	35-30-9	Puppa	17,307	23(2),9
75	3/25	H	NJ	2-2	T	35-30-10	Barrasso	16,433	25,23
76	3/27	H	DET	3-5	L	35-31-10	Puppa	14,895	17,16,20
77	3/29	A	QUE	3-1	W	36-31-10	Puppa	14,952	7,65(2)
78	3/31	H	HFD	3-2	W	37-31-10	Barrasso	14,457	9,65,25
79	4/2	A	MTL	4-9	L	37-32-10	Puppa	18,072	7,17,15,27
80	4/3	H	MTL	4-4	T	37-32-11	Barrasso	14,360	25,17(2),20

Playoff Results

NO.	DATE	H/A	OPP.	SCORE	WLT	REC	GOALIE	ATT.	GOALS BY UNI. NO.
1	4/6	A	BOS	3-7	L	0-1	Barrasso, Puppa	13,740	6,77(2)
2	4/7	A	BOS	1-4	L	0-2	Barrasso	14,451	17
3	4/9	H	BOS	6-2	W	1-2	Barrasso	16,433	7(4),17(2)
4	4/10	H	BOS	6-5	W	2-2	Puppa	16,433	77(2),25,7(2),6
5	4/12	A	BOS	4-5	L	2-3	Puppa	14,451	21,25,7,23
6	4/14	H	BOS	2-5	L	2-4	Barrasso	16,433	14,21

SABRES' RECORD BY YEAR

YEAR	GP	W	L	T	GF	GA	PTS
1970-71	78	24	39	15	217	291	63
1971-72	78	16	43	19	203	289	51
1972-73	78	37	27	14	257	219	88
1973-74	78	32	34	12	242	250	76
1974-75	80	49	16	15	354	240	113
1975-76	80	46	21	13	339	240	105
1976-77	80	48	24	8	301	220	104
1977-78	80	44	19	17	288	215	105
1978-79	80	36	28	16	280	263	88
1979-80	80	47	17	16	318	201	110
1980-81	80	39	20	21	327	250	99
1981-82	80	39	26	15	307	273	93
1982-83	80	38	29	13	318	285	89
1983-84	80	48	25	7	315	257	103
1984-85	80	38	28	14	290	237	90
1985-86	80	37	37	6	296	291	80
1986-87	80	28	44	8	280	308	64
1987-88	80	37	32	11	283	305	85
TOTALS	1432	683	509	240	5215	4634	1606

NATIONAL HOCKEY LEAGUE FINAL STANDINGS

Norris Division

	GP	W	L	T	GF	GA	PTS	HOME	ROAD
Detroit Red Wings	80	41	28	11	322	269	93	24-10-6	17-18-5
St. Louis Blues	80	34	38	8	278	294	76	18-17-5	16-21-3
Chicago Blackhawks	80	30	41	9	284	328	69	21-17-2	9-24-7
Toronto Maple Leafs	80	21	49	10	273	345	52	14-20-6	7-29-4
Minnesota North Stars	80	19	48	13	242	349	51	10-24-6	9-24-7

Smythe Division

	GP	W	L	T	GF	GA	PTS	HOME	ROAD
Calgary Flames	80	48	23	9	397	305	105	26-11-3	22-12-6
Edmonton Oilers	80	44	25	11	363	288	99	28-8-4	16-17-7
Winnipeg Jets	80	33	36	11	292	310	77	20-14-6	13-22-5
Los Angeles Kings	80	30	42	8	318	359	68	19-18-3	11-24-5
Vancouver Canucks	80	25	46	9	272	320	59	15-20-5	10-26-4

Adams Division

	GP	W	L	T	GF	GA	PTS	HOME	ROAD
Montreal Canadiens	80	45	22	13	298	238	103	26-8-6	19-14-7
Boston Bruins	80	44	30	6	300	251	94	24-13-3	20-17-3
Buffalo Sabres	80	37	32	11	283	305	85	19-14-7	18-18-4
Hartford Whalers	80	35	38	7	249	267	77	21-14-5	14-24-2
Quebec Nordiques	80	32	43	5	271	306	69	15-23-2	17-20-3

Patrick Division

	GP	W	L	T	GF	GA	PTS	HOME	ROAD
New York Islanders	80	39	31	10	308	267	88	24-10-6	15-21-4
Washington Capitals	80	38	33	9	281	249	85	22-14-4	16-19-5
Philadelphia Flyers	80	38	33	9	292	292	85	20-14-6	18-19-3
New Jersey Devils	80	38	36	6	295	296	82	23-16-1	15-20-5
New York Rangers	80	36	34	10	300	283	82	22-13-5	14-21-5
Pittsburgh Penguins	80	36	35	9	319	316	81	22-12-6	14-23-3

NHL SCORING LEADERS

NAME	GP	G	A	PTS.
M. Lemieux, Pit	77	70	98	168
W. Gretzky, Edm.	64	40	109	149
D. Savard, Chi.	80	44	87	131
D. Hawerchuk, Wpg.	80	44	77	121
P. Stastny, Que.	75	46	65	111
L. Robitaille, LA	80	53	58	111
M. Messier, Edm.	77	37	74	111

GOALS AGAINST AVERAGE

NAME	GP	GA	AVG.
P. Peeters, Wsh.	34	86	2.82
B. Hayward, Mtl.	38	106	2.86
P. Roy, Mt	44	122	2.88
R. Lemelin, Bos.	48	136	2.95
G. Stefan, Det.	33	96	3.11

Other NHL Leaders

- Goals** - Mario Lemieux, Pittsburgh - 70
- Assists** - Wayne Gretzky, Edmonton - 109
- Points by a Defenseman** - Gary Suter, Calgary - 91
- Power Play Goals** - Joe Nieuwendyk, Calgary - 31
- Short-Handed Goals** - Mario Lemieux, Pittsburgh - 10
- Game-Winning Goals** - Stephane Richer, Montreal - 11
- Game-Tying Goals** - Four tied with three each
- Shots** - Mario Lemieux, Pittsburgh - 382
- Shooting Percentage** - Craig Simpson, Pittsburgh-Edmonton - 31.6
- Wins by a Goalie** - Grant Fuhr, Edmonton - 40
- Save Percentage** - Patrick Roy, Montreal - .900

NHL AWARD WINNERS

- Hart Memorial Trophy**: Mario Lemieux, Pittsburgh
- Calder Memorial Trophy**: Joe Nieuwendyk, Calgary
- James Norris Memorial Trophy**: Ray Bourque, Boston
- Vezina Trophy**: Grant Fuhr, Edmonton
- Lady Byng Memorial Trophy**: Mats Naslund, Montreal
- Frank J. Selke Trophy**: Guy Carbonneau, Montreal
- Jack Adams Award**: Jacques Demers, Montreal
- Conn Smythe Trophy**: Wayne Gretzky, Edmonton
- Art Ross Trophy**: Mario Lemieux, Pittsburgh
- William Jennings Trophy**: Brian Hayward and Patrick Roy, Montreal
- Bill Masterton Memorial Trophy**: Bob Bourne, Los Angeles
- King Clancy Award**: Lanny McDonald, Calgary

SABRE FACT

The current members of the Sabres' Hall of Fame are George "Punch" Imlach, Fred Hunt, Frank Christie, Tim Horton, Roger Crozier, Don Luce, Craig Ramsay and David Forman.

SABRES' 1987-88 REGULAR SEASON SCORING

NO.	PLAYER	GP	G	A	PTS +/-	PIM	PP	SH	GW	GT	SHOTS	PCTG
25	Dave Andreychuk	80	30	48	78 +1	112	15	0	5	0	253	11.9
21	Christian Ruuttu	73	26	45	71 -3	85	8	1	4	0	185	14.1
6	Phil Housley	74	29	37	66 -17	96	6	0	1	1	231	12.6
23	Ray Sheppard	74	38	27	65 -6	14	15	0	5	2	173	22.0
17	Mike Foligno	74	29	28	57 -11	220	10	0	7	1	159	18.2
77	Pierre Turgeon	76	14	28	42 -8	34	8	0	3	0	101	13.9
3	Calle Johansson	71	4	38	42 +12	37	2	0	0	0	93	4.3
9	Scott Arniel	73	17	23	40 +8	61	0	3	2	0	111	15.3
7	John Tucker	45	19	19	38 +4	20	6	0	0	1	93	20.4
15	Doug Smith	70	9	19	28 -10	117	1	0	0	0	136	6.6
38	Adam Creighton	36	10	17	27 +7	87	4	0	1	0	61	16.4
22	Lindy Ruff	77	2	23	25 -9	179	0	0	0	0	106	1.9
14	Mikael Andersson	37	3	20	23 +7	10	0	1	1	0	34	8.8
5	Mike Ramsey	63	5	16	21 +6	77	1	0	0	0	94	5.3
65	Mark Napier	47	10	8	18 -3	8	0	1	2	0	81	12.3
16	Mike Donnelly (w/NYR)	17	2	2	4 -5	8	0	0	0	0	30	6.7
	(w/BUF)	40	6	8	14 -1	44	0	0	0	0	69	8.7
	(Total)	57	8	10	18 -6	52	0	0	0	0	99	8.1
12	Ken Priestlay	33	5	12	17 -4	35	1	1	0	0	63	7.9
40	Uwe Krupp	75	2	9	11 -1	151	0	0	0	0	84	2.4
19	Kevin Maguire	46	4	6	10 -1	162	0	0	0	0	25	16.0
90	Clark Gillies	25	5	2	7 +1	51	0	0	1	0	23	21.7
36	Jan Ludvig	13	1	6	7 +1	65	0	0	0	0	13	7.7
26	Bob Logan	16	3	2	5 +1	0	1	0	1	0	15	20.0
27	Joe Reekie	30	1	4	5 -3	68	0	0	0	0	23	4.3
20	Mike Hartman	18	3	1	4 -3	90	0	0	1	0	24	12.5
37	Shawn Anderson	23	1	2	3 -3	17	1	0	0	0	29	3.4
18	Bob Halkidis	30	0	3	3 6	115	0	0	0	0	26	.0
8	Jim Jackson	5	2	0	2 0	0	1	0	1	0	11	18.2
29	Richie Dunn	12	2	0	2 -7	8	0	0	0	0	19	10.5
33	Benoit Hogue	3	1	1	2 3	0	0	0	1	0	3	33.3
8	Paul Cyr	20	1	1	2 -2	38	0	1	1	0	20	5.0
4	Steve Dykstra	27	1	1	2 -2	91	0	0	0	0	11	9.1
28	Jeff Parker	4	0	2	2 -1	2	0	0	0	0	0	.0
32	Scott Metcalfe (w/EDM)	2	0	0	0 -1	0	0	0	0	0	0	.0
	(w/BUF)	1	0	1	1 -1	0	0	0	0	0	1	.0
	(Total)	3	0	1	1 -2	0	0	0	0	0	1	.0
32	Don McSween	5	0	1	1 1	6	0	0	0	0	4	.0
31	Daren Pappa	17	0	1	1 —	4	0	0	0	0	0	.0
24	Ed Hospodar	42	0	1	1 -1	98	0	0	0	0	15	.0
30	Tom Barrasso	54	0	1	1 —	50	0	0	0	0	0	.0
33	Jody Gage	2	0	0	0 -2	0	0	0	0	0	1	.0
1	Jacques Cloutier	20	0	0	0 —	11	0	0	0	0	0	.0

No.	GOALTENDER	GP	MIN	AVG	W	L	T	EN	SO	GA	SA	PCT
30	Tom Barrasso	54	3133	3.31	25	18	8	1	2	173	1658	.896
31	Daren Pappa	17	874	4.19	8	6	1	0	0	61	469	.870
1	Jacques Cloutier	20	851	4.72	4	8	2	3	0	67	450	.850
	Team Totals	80	4858	3.77	37	32	11	4	2	305	2577	.881

SABRES' HOME AND ROAD SCORING 1987-88 REGULAR SEASON

No - Player	Home				Road				Total			
	GP	G	A	Pt.	GP	G	A	Pt.	GP	G	A	Pt.
3 - Calle Johansson	37	3	23	26	34	1	15	16	71	4	38	42
4 - Steve Dykstra	15	0	1	1	12	1	0	1	27	1	1	2
5 - Mike Ramsey	32	4	8	12	31	1	8	9	63	5	16	21
6 - Phil Housley	37	17	21	38	37	12	16	28	74	29	37	66
7 - John Tucker	23	7	12	19	22	12	7	19	45	19	19	38
8 - Paul Cyr	9	0	0	0	11	1	1	2	20	1	1	2
8 - Jim Jackson	2	1	0	1	2	1	0	1	4	2	0	2
9 - Scott Arniel	39	12	13	25	34	5	10	15	73	17	23	40
12 - Ken Priestlay	15	3	4	7	18	2	8	10	33	5	12	17
14 - Mikael Andersson	19	2	8	10	18	1	12	13	37	3	20	23
15 - Doug Smith	35	5	12	17	35	4	7	11	70	9	19	28
16 - Mike Donnelly	19	4	4	8	21	2	4	6	40	6	8	14
17 - Mike Foligno	37	13	11	24	37	16	17	33	74	29	28	57
18 - Bob Halkidis	15	0	1	1	15	0	2	2	30	0	3	3
19 - Kevin Maguire	23	0	4	4	23	4	2	6	46	4	6	10
20 - Mike Hartman	9	2	0	2	9	1	1	2	18	3	1	4
21 - Christian Ruuttu	37	11	24	35	36	15	21	36	73	26	45	71
22 - Lindy Ruff	38	2	13	15	39	0	10	10	77	2	23	25
23 - Ray Sheppard	37	20	13	33	37	18	14	32	74	38	27	65
24 - Ed Hospodar	20	0	0	0	22	0	1	1	42	0	1	1
25 - Dave Andreychuk	40	15	19	34	40	15	29	44	80	30	48	78
26 - Bob Logan	8	1	1	2	8	2	1	3	16	3	2	5
27 - Joe Reekie	14	0	3	3	16	1	1	2	30	1	4	5
28 - Jeff Parker	1	0	0	0	3	0	2	2	4	0	2	2
29 - Richie Dunn	5	2	0	2	7	0	0	0	12	2	0	2
32 - Don McSween	1	0	1	1	4	0	0	0	5	0	1	1
32 - Scott Metcalfe	0	0	0	0	1	0	1	1	1	0	1	1
33 - Jody Gage	1	0	0	0	1	0	0	0	2	0	0	0
33 - Benoit Hogue	1	1	0	1	2	0	1	1	3	1	1	2
36 - Jan Ludvig	7	0	6	6	6	1	0	1	13	1	6	7
37 - Shawn Anderson	12	0	1	1	11	1	1	2	23	1	2	3
38 - Adam Creighton	18	4	11	15	18	6	6	12	36	10	17	27
40 - Uwe Krupp	38	1	2	3	36	1	7	8	75	2	9	11
65 - Mark Napier	24	4	4	8	23	6	4	10	47	10	8	18
77 - Pierre Turgeon	38	8	16	24	38	6	12	18	76	14	28	42
90 - Clark Gillies	12	3	0	3	12	2	2	4	24	5	2	7

No - Goalie	Home				Road				Overall			
	GP	MIN	GA	GAA	GP	MIN	GA	GAA	GP	MIN	GA	GAA
1 - Jacques Cloutier	10	449	31	4.14	10	402	36	5.37	20	851	67	4.72
30 - Tom Barrasso	27	1568	77	2.95	27	1566	96	3.68	54	3133	173	3.31
31 - Daren Pappa	8	408	29	4.26	9	466	32	4.12	17	874	61	4.19

SABRES' 87-88 SCORING BY HALVES OF SEASON

Name	1st Half				2nd Half				Totals			
	87-88 Season				87-88 Season							
	GP	G	A	Pts	GP	G	A	Pts	GP	G	A	Pts
Dave Andreychuk	40	16	19	35	40	14	29	43	80	30	48	78
Christian Ruuttu	40	11	24	35	33	15	21	36	73	26	45	71
Phil Housley	35	16	11	27	39	13	26	39	74	29	37	66
Ray Sheppard	34	15	13	28	40	23	14	37	74	38	27	65
Mike Foligno	40	14	15	29	34	15	13	28	74	29	28	57
Pierre Turgeon	40	10	16	26	36	4	12	16	76	14	28	42
Calle Johansson	34	2	19	21	37	2	19	21	71	4	38	42
Scott Arniel	38	6	15	21	35	11	8	19	73	17	23	40
John Tucker	14	4	3	7	31	15	16	31	45	19	19	38
Doug Smith	37	5	11	16	33	4	8	12	70	9	19	28
Adam Creighton	31	10	13	23	5	0	4	4	36	10	17	27
Lindy Ruff	40	1	8	9	37	1	15	16	77	2	23	25
Mikael Andersson	5	0	4	4	32	3	16	19	37	3	20	23
Mike Ramsey	29	1	6	7	34	4	10	14	63	5	16	21
Mark Napier	25	2	5	7	22	8	3	11	47	10	8	18
Mike Donnelly	4	0	3	3	36	6	5	11	40	6	8	14
Ken Priestlay	7	1	1	2	26	4	11	15	33	5	12	17
Uwe Krupp	38	2	5	7	37	0	4	4	75	2	9	11
Kevin Maguire	31	3	4	7	15	1	2	3	46	4	6	10
Clark Gillies	12	4	2	6	13	1	0	1	25	5	2	7
Jan Ludvig	0	0	0	0	13	1	6	7	13	1	6	7
Bob Logan	16	3	2	5	0	0	0	0	16	3	2	5
Joe Reekie	14	0	3	3	16	1	1	2	30	1	4	5
Mike Hartman	0	0	0	0	18	3	1	4	18	3	1	4
Shawn Anderson	12	1	1	2	11	0	1	1	23	1	2	3
Bob Halkidis	5	0	0	0	25	0	3	3	30	0	3	3
Jim Jackson	0	0	0	0	5	2	0	2	5	2	0	2
Richie Dunn	12	2	0	2	0	0	0	0	12	2	0	2
Benoit Hogue	0	0	0	0	3	1	1	2	3	1	1	2
Paul Cyr	20	1	1	2	0	0	0	0	20	1	1	2
Steve Dykstra	25	1	1	2	2	0	0	0	27	1	1	2
Jeff Parker	4	0	2	2	0	0	0	0	4	0	2	2
Scott Metcalfe	0	0	0	0	1	0	1	1	1	0	1	1
Don McSween	5	0	1	1	0	0	0	0	5	0	1	1
Ed Hospodar	31	0	1	1	11	0	0	0	42	0	1	1
Jody Gage	2	0	0	0	0	0	0	0	2	0	0	0

Goalies	87-88 Season				87-88 Season				Totals			
	GP	MIN	GA	GAA	GP	MIN	GA	GAA	GP	MIN	GA	GAA
Tom Barrasso	21	1252	69	3.31	33	1881	104	3.32	54	3133	173	3.31
Jacques Cloutier	12	549	44	4.81	8	302	23	4.57	20	851	67	4.72
Daren Puppa	13	634	44	4.16	4	240	17	4.25	17	874	61	4.19

1987-88 SABRES' REGULAR SEASON RECORDS

SCORING

Most Goals Scored - Game	7 - Two times
Most Goals Scored - Period	5 - at Chicago 12/9
Most Goals Allowed - Game	10 - at Calgary 3/12
Most Goals Allowed - Period	5 - Five times
Largest Margin of Victory	4 - Four times
Largest Margin of Defeat	9 - at Boston 12/22
Most Power Play Goals - Game	3 - at Vancouver 3/13
Most Power Play Goals Against - Game	5 - Hartford 11/18

SHOOTING

Most Shots Taken - Game	53 - vs. N.Y. Rangers 3/4
Most Shots Taken - Period	20 - vs. Montreal 10/23 (2nd)
Fewest Shots Taken - Game	17 - vs. Boston 12/31
Fewest Shots Taken - Period	3 - Five times
Most Shots Allowed - Game	47 - at Quebec 3/29
Most Shots Allowed - Period	23 - at Calgary 3/12 (2nd)
Fewest Shots Allowed - Game	17 - vs. Montreal 10/23
Fewest Shots Allowed - Period	1 - vs. Boston 1/20 (3rd)

PENALTY MINUTES

Most Penalty Minutes - Game	105 - Boston 1/20
Fewest Penalty Minutes - Game	2 - N.Y. Islanders 1/29
Most Opp. Penalty Minutes - Game	113 - Boston 1/20
Fewest Opp. Penalty Minutes - Game	8 - Toronto 1/2

TEAM STREAKS

Longest Winning Streak	6 - 1/2 to 1/12
Longest Unbeaten Streak	6 - 1/2 to 1/12
Longest Losing Streak	4 - 11/22 - 11/29
Longest Winless Streak	4 - 11/22 - 11/29

INDIVIDUAL RECORDS

Most Goals - Game	3 - Three players
Most Assists - Game	4 - Christian Ruuttu 1/20
Most Points - Game	4 - Four players
Most Penalty Minutes - Game	27 - Kevin Maguire 12/23
Most Shots - Game	12 - Ken Priestlay 3/4
Most Shots by Opponent - Game	12 - Mario Lemieux, Pit 10/24

INDIVIDUAL STREAKS

Consecutive Game Goal-Scoring	4 - Sheppard, Ruuttu & Foligno
Consecutive Game Assists:	5 - Johansson, Tucker & Ruff
Consecutive Game Points:	10 - John Tucker

OTHER CATEGORIES

Largest crowd - home	16,433 - 13 times
Smallest crowd - home	10,704 - Hartford 10/21
Largest crowd - road	19,861 - Detroit 12/23
Smallest crowd - road	3,086 - New Jersey 1/25

SABRES' TRANSACTIONS IN 1987-88

Date	Transaction
10-5	Acquired Ed Hospodar from Philadelphia and Kevin Maguire from Toronto in Waiver Draft. Lost Dave Fenyves to Philadelphia in Waiver Draft.
10-17	Recalled Richie Dunn and Jeff Parker from Rochester.
10-19	Returned Jeff Parker to Rochester.
10-22	Returned Richie Dunn to Rochester.
11-8	Recalled Bob Logan and Jeff Parker from Rochester.
11-13	Optioned Shawn Anderson to Rochester.
11-17	Recalled Richie Dunn from Rochester.
11-20	Returned Richie Dunn to Rochester.
11-22	Returned Bob Logan to Rochester.
11-24	Recalled Bob Halkidis from Rochester.
11-27	Recalled Bob Logan and Richie Dunn from Rochester.
11-29	Returned Richie Dunn to Rochester.
12-2	Recalled Shawn Anderson from Rochester.
12-5	Recalled Richie Dunn from Rochester.
12-19	Recalled Don McSween from Rochester.
12-22	Recalled Ken Priestlay from Rochester.
12-23	Returned Richie Dunn to Rochester.
12-27	Sent Steve Dykstra to Rochester for conditioning. He returned the next day.
12-28	Recalled Mikael Andersson and Jody Gage from Rochester; returned Bob Logan to the same club.
12-30	Returned Don McSween to Rochester.
12-31	Traded Paul Cyr and a 10th round draft choice in 1988 to the New York Rangers for Mike Donnelly and a fifth round draft choice in 1988.
1-1	Returned Jody Gage to Rochester.
1-4	Optioned Daren Puppa to Rochester.
1-13	Returned Bob Halkidis to Rochester.
1-22	Returned Ken Priestlay to Rochester, recalled Bob Halkidis from the same club.
1-23	Sent Steve Dykstra to Rochester for conditioning.
1-27	Returned Bob Halkidis to Rochester.
1-30	Recalled Bob Halkidis from Rochester, sent Shawn Anderson to the same club.
2-4	Steve Dykstra returned from Rochester.
2-11	Traded Steve Dykstra and a seventh round draft choice in 1989 to Edmonton for Scott Metcalfe and a ninth round draft choice in 1989.
2-13	Optioned Scott Metcalfe to Rochester.
2-14	Recalled Ken Priestlay to Rochester.
2-21	Recalled Mike Hartman from Rochester.
2-27	Recalled Benoit Hogue from Rochester.
3-3	Returned Benoit Hogue to Rochester.
3-4	Recalled Jim Jackson from Rochester.
3-18	Returned Jim Jackson to Rochester.
3-22	Recalled Daren Puppa from Rochester.
3-29	Recalled Kenton Rein from Rochester.
3-30	Returned Kenton Rein to Rochester.

SABRE FACT

Lindy Ruff has been captain of the Sabres since Gil Perreault retired in November, 1986. His predecessors in that position were Floyd Smith (1970-71), Gerry Meehan (1971-72 to 1973-74), Jim Schoenfeld (1974-75 to 1976-77), Danny Gare (1977-78 to 1981-82) and Gil Perreault (1981-82 to 1986-87).

THE LAST STREAK

Sabres' Winning Streaks

Games	Dates
3	3/4/88 to 3/9/88
4	11/6/85 to 11/13/85
5	2/8/87 to 2/22/87
6	1/2/88 to 1/12/88
7	2/8/84 to 2/21/84
8	10/9/75 to 10/26/75
9	11/24/79 to 12/13/79
10	1/4/84 to 1/23/84

Sabres' Unbeaten Streaks

Games	Dates
4	10/28/87 to 11/4/87
5	1/17/88 to 1/25/88
6	1/2/88 to 1/12/88
7	12/23/84 to 1/5/85
8	2/21/83 to 3/6/83
9	3/14/76 to 4/1/76
10	12/23/84 to 1/12/85
11	12/15/77 to 1/11/78
12	1/21/81 to 2/15/81
13	1/4/84 to 1/29/84
14	3/6/80 to 4/6/80

Sabres' Losing Streaks

Games	Dates
3	2/6/88 to 2/14/88
4	11/22/87 to 11/29/87
5	3/24/87 to 4/2/87
6	1/27/82 to 1/29/82
7	10/25/70 to 11/8/70

Sabres' Winless Streaks

Games	Dates
4	11/22/87 to 11/29/87
5	10/9/87 to 10/17/87
6	3/24/87 to 4/4/87
7	11/29/86 to 12/13/86
8	11/7/86 to 11/26/86
9	None
10	11/7/71 to 12/1/71

Consecutive Ties

Games	Dates
4	12/9/84 to 12/16/84

Leads and Deficits 1987-88 Season

When the Sabres'

Largest Lead Was:	Their Record Was:	86-87 Record	85-86 Record
0 goals	0-20-4	0-26-4	0-19-0
1 goal	5-9-2	4-12-0	6-12-4
2 goals	13-2-5	5-4-4	8-4-1
3 goals	12-0-0	8-2-0	5-2-1
4 goals	5-1-0	4-0-0	12-0-0
5 goals	2-0-0	3-0-0	5-0-0
6 goals	0-0-0	3-0-0	1-0-0
7 goals	0-0-0	1-0-0	0-0-0
Totals	37-32-11	28-44-8	37-37-6

When the Sabres'

Largest Deficit Was:	Their Record is:	86-87 Record	85-86 Record
0 goals	20-0-3	17-0-2	24-0-3
1 goal	13-1-6	11-8-4	7-4-2
2 goals	3-9-2	0-11-1	5-14-1
3 goals	1-8-0	0-13-1	1-9-0
4 goals	0-6-0	0-7-0	0-9-0
5 goals	0-4-0	0-3-0	0-1-0
6 goals	0-1-0	0-1-0	0-0-0
7 goals	0-1-0	0-1-0	0-0-0
8 goals	0-1-0	0-0-0	0-0-0
9 goals	0-1-0	0-0-0	0-0-0
Totals	37-32-11	28-44-8	37-37-6

At Merchant's, we're dedicated to a better Western New York.

One of the organizations that helps to make our community a better place to live is the Buffalo Sabres. From one 'Team' to another, best wishes for a very successful season.

**"We're backing you like no
other company can."**

MERCHANTS INSURANCE GROUP
250 Main Street, Buffalo, New York 14202
(716) 849-3333



All-Time Records by Team

ALL-TIME RECORD	GP	W	L	T	GF	GA	PTS	PCT.
Washington	53	40	5	8	243	133	88	.830
New Jersey	18	13	2	3	86	55	29	.806
Winnipeg	29	18	7	4	126	92	40	.690
Minnesota	75	40	23	12	271	214	92	.613
Detroit	76	41	25	10	280	227	92	.605
Los Angeles	75	38	23	14	287	239	90	.600
Hartford	64	33	22	9	229	195	75	.586
Pittsburgh	75	31	19	25	303	239	87	.580
Toronto	84	44	31	9	330	259	97	.577
N.Y. Islanders	62	31	22	9	203	179	71	.573
N.Y. Rangers	74	35	25	14	278	253	84	.568
St. Louis	71	35	27	9	246	237	79	.556
Chicago	72	33	27	12	237	208	78	.542
Calgary	25	12	10	3	100	85	27	.540
Vancouver	73	30	27	16	252	242	76	.521
Quebec	64	29	27	8	225	228	66	.516
Montreal	110	38	49	23	340	401	99	.450
Boston	119	45	59	15	402	455	105	.441
Philadelphia	72	23	37	12	210	244	58	.403
Edmonton	29	9	16	4	99	123	22	.379

HOME RECORD	GP	W	L	T	GF	GA	PTS	PCT.
Winnipeg	15	12	1	2	75	41	26	.867
Washington	27	21	3	3	123	67	45	.833
Detroit	37	26	5	6	165	88	58	.784
New Jersey	9	6	1	2	45	32	14	.778
St. Louis	35	24	7	4	151	104	52	.743
Chicago	36	23	7	6	145	91	52	.722
Calgary	12	8	3	1	55	31	17	.708
Pittsburgh	37	19	5	13	165	96	51	.689
Quebec	32	19	8	5	131	102	43	.672
N.Y. Rangers	38	23	10	5	172	124	51	.671
Minnesota	38	22	9	7	147	100	51	.671
Toronto	43	27	14	2	185	123	56	.651
Vancouver	36	19	9	8	130	99	46	.639
Los Angeles	38	20	11	7	157	114	47	.618
N.Y. Islanders	31	17	10	4	107	85	38	.613
Hartford	32	17	10	5	135	103	39	.609
Boston	59	29	20	10	228	196	68	.576
Philadelphia	35	16	13	6	120	106	38	.543
Montreal	55	22	18	15	166	169	59	.536
Edmonton	14	6	6	2	58	58	14	.500

ROAD RECORD	GP	W	L	T	GF	GA	PTS	PCT.
New Jersey	9	7	1	1	41	23	15	.833
Washington	26	19	2	5	120	66	43	.827
Los Angeles	37	18	12	7	130	125	43	.581
Hartford	32	16	12	4	94	92	36	.563
Minnesota	37	18	14	5	124	114	41	.554
N.Y. Islanders	31	14	12	5	96	94	33	.532
Toronto	41	17	17	7	145	136	41	.500
Winnipeg	14	6	6	2	51	51	14	.500
Pittsburgh	38	12	14	12	138	143	36	.474
N.Y. Rangers	36	12	15	9	106	129	33	.458
Detroit	39	15	20	4	115	139	34	.436
Vancouver	37	11	18	8	122	143	30	.405
Calgary	13	4	7	2	45	54	10	.385
Montreal	55	16	31	8	174	232	40	.364
St. Louis	36	11	20	5	95	133	27	.375
Chicago	36	10	20	6	92	117	26	.361
Quebec	32	10	19	3	94	126	23	.359
Boston	60	16	39	5	174	259	37	.308
Philadelphia	37	7	24	6	90	138	20	.270
Edmonton	15	3	10	2	41	65	8	.267



BUFFALO VS. BOSTON



1987-88 SUMMARY:

	GP	W	L	T	GF	GA	PTS	PIM
Buffalo	8	3	4	1	18	31	7	335
Boston	8	4	3	1	31	18	9	341

AT BUFFALO

Dec. 31	Boston 2	Buffalo 0
Jan. 20	Buffalo 5	Boston 3
Mar. 6	Buffalo 3	Boston 0
Mar. 20	Boston 6	Buffalo 2

AT BOSTON

Dec. 12	Buffalo 3	Boston 3
Dec. 22	Boston 9	Buffalo 0
Jan. 16	Boston 5	Buffalo 1
Mar. 19	Buffalo 4	Boston 3

INDIVIDUAL SCORING LEADERS

BUFFALO	GP	G	A	PTS	PIM	BOSTON	GP	G	A	PTS	PIM
Housley	8	2	4	6	10	Bourque	8	3	7	10	6
Foligno	8	3	2	5	47	Neely	7	6	3	9	19
Ruutu	7	0	5	5	16	Kasper	8	3	5	8	4
Johansson	8	0	5	5	4	Courtball	6	4	3	7	8
Andreychuk	8	0	5	5	6	Linseman	6	2	5	7	18
Tucker	4	2	2	4	2	Kluzak	7	0	5	5	45
Ramsey	6	2	2	4	8	Burridge	8	2	2	4	2
Sheppard	7	3	0	3	0	Byers	8	2	2	4	38
Creighton	2	2	0	2	7	Thelvin	6	1	3	4	0
Turgeon	7	1	1	2	0	O'Dwyer	7	1	3	4	2
Ludvig	1	0	2	2	13	Janney	3	0	4	4	0
Hartman	3	1	0	1	23	Middleton	5	2	1	3	0
Donnelly	4	1	0	1	4	Sweeney	8	2	1	3	11
Arniel	7	1	0	1	9	Crowder	6	0	3	3	47
Reekie	2	0	1	1	6	Joyce	3	2	0	2	0
Napier	4	0	1	1	0	Larson	7	0	2	2	21
Andersson	5	0	1	1	4	Wesley	8	0	2	2	8
Priestlay	5	0	1	1	9	Miller	8	1	0	1	49
Dykstra	1	0	0	0	0	McCarthy	1	0	1	1	0
Gage	1	0	0	0	0	Stevens	2	0	1	1	9
Jackson	1	0	0	0	0	Markwart	3	0	1	1	11
McSween	1	0	0	0	0	Campbell	1	0	0	0	0
Puppa	1	0	0	0	0	Keans	1	0	0	0	0
Anderson	2	0	0	0	0	Moog	1	0	0	0	0
Cloutier	2	0	0	0	0	Simonetti	1	0	0	0	0
Logan	2	0	0	0	0	Lemay	2	0	0	0	0
Cyr	2	0	0	0	2	Blum	2	0	0	0	10
Dunn	2	0	0	0	4	Lemelin	6	0	0	0	0
Gillies	3	0	0	0	19	Plett	6	0	0	0	18
Hospodar	4	0	0	0	0	Pedersen	7	0	0	0	15
Halkidis	4	0	0	0	21						
Maguire	5	0	0	0	53						
Smith	6	0	0	0	4						
Barrasso	6	0	0	0	6						
Krupp	6	0	0	0	23						
Ruff	8	0	0	0	35						

GWG: Foligno, Turgeon, Hartman
PPG: Creighton (2), Sheppard (2), Turgeon, Foligno
SHG: None

GWG: Courtball (2), Bourque, Kasper
PPG: Courtball (2), Kasper (2), O'Dwyer, Neely (2), Bourque, Sweeney, Joyce
SHG: Middleton, Bourque

GOALTENDING

BUFFALO	GP	MIN	GA	EN	SO	AVG.	W	L	T	BOSTON	GP	MIN	GA	EN	SO	AVG.	W	L	T
Barrasso	7	405	22	0	1	3.26	3	3	1	Keans	1	60	1	0	0	1.00	1	0	0
Cloutier	2	60	6	0	0	6.00	0	1	0	Moog	1	60	2	0	0	2.00	1	0	0
Puppa	1	20	3	0	0	9.00	0	0	0	Lemelin	6	365	15	0	2	2.47	2	3	1

GOALS BY PERIOD

	1	2	3	OT	TOT
Buffalo	7	8	3	0	18
Boston	14	11	6	0	31

SHOTS ON GOAL

	1	2	3	OT	TOT
Buffalo	72	76	61	2	211
Boston	82	87	75	1	245



BUFFALO VS. CALGARY



1987-88 SUMMARY:

	GP	W	L	T	GF	GA	PTS	PIM
Buffalo	3	1	2	0	11	20	2	63
Calgary	3	2	1	0	20	11	4	99

AT BUFFALO

Dec. 13	Calgary 7	Buffalo 1
Mar. 12	Calgary 10	Buffalo 4

AT CALGARY

Nov. 8	Buffalo 6	Calgary 3
--------	-----------	-----------

INDIVIDUAL SCORING LEADERS

BUFFALO	GP	G	A	PTS	PIM	CALGARY	GP	G	A	PTS	PIM
Andreychuk	3	1	3	4	0	Loob	3	4	4	8	2
Ruutu	2	1	2	3	0	Nieuwendyk	2	6	1	7	0
Tucker	1	1	1	2	0	Bullard	3	1	4	5	0
Creighton	2	1	1	2	6	Tonelli	3	1	3	4	0
Foligno	3	1	1	2	2	Suter	3	0	4	4	0
Housley	3	1	1	2	2	Berezan	2	2	1	3	12
Napier	3	2	0	2	0	Hull	2	1	2	3	0
Turgeon	3	0	2	2	0	MacInnis	3	0	3	3	4
Johansson	3	0	2	2	2	Mullen	3	2	0	2	2
Dunn	1	1	0	1	0	McDonald	2	1	1	2	2
Logan	2	1	0	1	0	Wilson	2	1	1	2	2
Sheppard	3	1	0	1	0	Nattress	2	0	2	2	0
Halkidis	1	0	1	1	2	Roberts	3	0	2	2	0
Hartman	1	0	1	1	9	Churla	1	1	0	1	7
Ramsey	2	0	1	1	2	Murzyn	1	0	1	1	0
Smith	2	0	1	1	2	Ramage	1	0	1	1	0
Andersson	1	0	0	0	0	Hrdina	1	0	1	1	2
Arniel	1	0	0	0	0	Patterson	1	0	1	1	7
Barrasso	1	0	0	0	0	Hunter	2	0	1	1	11
Cyr	1	0	0	0	0	Vernon	3	0	1	1	4
Hospodar	1	0	0	0	0	McCrimmon	3	0	1	1	6
Jackson	1	0	0	0	0	Peplinski	3	0	1	1	6
Parker	1	0	0	0	0	Bucyk	1	0	0	0	0
Priestlay	1	0	0	0	0	Dadswell	1	0	0	0	0
Donnelly	1	0	0	0	2	Sheehy	2	0	0	0	2
Puppa	2	0	0	0	0	Otto	2	0	0	0	4
Cloutier	2	0	0	0	2	Glynn	3	0	0	0	0
Reekie	2	0	0	0	2						
Krupp	2	0	0	0	4						
Maguire	2	0	0	0	5						
Dykstra	2	0	0	0	7						
Ruff	3	0	0	0	14						

GWG: Andreychuk
PPG: Creighton, Housley
SHG: None

GWG: Nieuwendyk (2)
PPG: Nieuwendyk (3), Mullen
SHG: Loob

GOALTENDING

BUFFALO	GP	MIN	GA	EN	SO	AVG.	W	L	T	CALGARY	GP	MIN	GA	EN	SO	AVG.	W	L	T
Puppa	2	88	6	0	0	4.09	1	1	0	Dadswell	1	35	1	0	0	1.71	0	0	0
Barrasso	1	47	7	0	0	8.94	0	1	0	Vernon	3	145	10	0	0	4.14	2	1	0
Cloutier	2	45	7	0	0	9.33	0	0	0										

GOALS BY PERIOD

	1	2	3	OT	TOT
Buffalo	6	4	1	0	11
Calgary	1	10	9	0	20

SHOTS ON GOAL

	1	2	3	OT	TOT
Buffalo	40	27	19	0	86
Calgary	42	52	29	0	123



BUFFALO VS. CHICAGO



1987-88 SUMMARY:

	GP	W	L	T	GF	GA	PTS	PIM
Buffalo	3	2	1	0	14	9	4	110
Chicago	3	1	2	0	9	14	2	122

AT BUFFALO

Nov. 1	Buffalo 5	Chicago 3
Feb. 14	Chicago 4	Buffalo 3

AT CHICAGO

Dec. 9	Buffalo 6	Chicago 2
--------	-----------	-----------

INDIVIDUAL SCORING LEADERS

BUFFALO	GP	G	A	PTS	PIM	CHICAGO	GP	G	A	PTS	PIM
Ruutu	3	3	4	7	6	Savard	3	2	2	4	2
Sheppard	3	2	4	6	2	T. Murray	3	1	3	4	6
Turgeon	3	2	2	4	0	D. Wilson	1	0	3	3	0
Andreychuk	3	1	3	4	2	Vaive	3	2	0	2	2
Tucker	2	2	1	3	2	Larmer	3	1	1	2	0
Housley	3	1	2	3	10	Graham	1	0	2	2	0
Foligno	3	1	1	2	26	Sutter	1	1	0	1	0
Arniel	3	0	2	2	0	Thomas	1	1	0	1	0
Cyr	1	1	0	1	2	Fraser	2	1	0	1	6
Creighton	2	1	0	1	2	Presley	1	0	1	1	0
Logan	1	0	1	1	0	Cassidy	1	0	1	1	2
Ramsey	2	0	1	1	0	Sanipass	2	0	1	1	19
Puppa	2	0	1	1	2	Noonan	3	0	1	1	4
Smith	2	0	1	1	2	B. Wilson	3	0	1	1	13
Ruff	3	0	1	1	4	Nyland	3	0	1	1	21
Andersson	1	0	0	0	0	Gardner	1	0	0	0	0
Barrasso	1	0	0	0	0	Lavarre	1	0	0	0	0
Donnelly	1	0	0	0	0	Mackey	1	0	0	0	0
Gillies	1	0	0	0	0	Paynter	1	0	0	0	0
Priestlay	1	0	0	0	0	Stapleton	1	0	0	0	0
Dunn	1	0	0	0	2	R. Wilson	1	0	0	0	2
Halkidis	1	0	0	0	4	Mason	2	0	0	0	0
Dykstra	1	0	0	0	9	B. Murray	2	0	0	0	0
Maguire	1	0	0	0	9	Cochrane	2	0	0	0	2
Hospodar	2	0	0	0	0	McGill	2	0	0	0	2
Napier	2	0	0	0	0	Bergevin	2	0	0	0	12
Reekie	2	0	0	0	13	Manson	2	0	0	0	23
Krupp	3	0	0	0	4	Pang	3	0	0	0	0
Johansson	3	0	0	0	9	Vincelette	3	0	0	0	2
						Ludzik	3	0	0	0	4

GWG: Foligno, Cyr

PPG: Turgeon (2), Foligno, Ruutu, Tucker

SHG: Cyr

GWG: Thomas

PPG: Vaive, Larmer, Savard (2), Sutter

SHG: None

GOALTENDING

BUFFALO	GP	MIN	GA	EN	SO	AVG.	W	L	T	CHICAGO	GP	MIN	GA	EN	SO	AVG.	W	L	T
Puppa	2	120	5	0	0	2.50	2	0	0	Pang	3	113	4	0	0	2.12	1	0	0
Barrasso	1	64	4	0	0	3.75	0	1	0	Mason	2	71	10	0	0	8.45	0	2	0

GOALS BY PERIOD	1	2	3	OT	TOT
Buffalo	4	8	2	0	14
Chicago	3	4	1	1	9

SHOTS ON GOAL	1	2	3	OT	TOT
Buffalo	34	37	24	1	96
Chicago	34	42	26	5	107



BUFFALO VS. DETROIT



1987-88 SUMMARY:

	GP	W	L	T	GF	GA	PTS	PIM
Buffalo	3	1	2	0	8	11	2	108
Detroit	3	2	1	0	11	8	4	150

AT BUFFALO

Mar. 27	Detroit 5	Buffalo 3
Mar. 1	Detroit 4	Buffalo 0

AT DETROIT

Dec. 23	Buffalo 5	Detroit 2
---------	-----------	-----------

INDIVIDUAL SCORING LEADERS

BUFFALO	GP	G	A	PTS	PIM	DETROIT	GP	G	A	PTS	PIM
Ruutu	2	0	3	3	2	Oates	2	2	3	5	0
Foligno	2	2	0	2	2	Yzerman	2	1	2	3	15
Napier	2	1	1	2	0	Barr	3	1	2	3	0
Andreychuk	3	0	2	2	4	Gallant	2	2	0	2	19
Ramsey	3	0	2	2	4	Klima	3	1	1	2	2
Logan	1	1	0	1	0	Burr	3	1	1	2	2
Maguire	1	1	0	1	27	Norwood	2	0	2	2	2
Donnelly	2	1	0	1	2	Veitch	2	1	0	1	0
Hartman	2	1	0	1	17	Halward	3	1	0	1	4
Turgeon	3	1	0	1	2	Kocur	3	1	0	1	7
Sheppard	2	0	1	1	0	O'Connell	1	0	1	1	0
Arniel	3	0	1	1	0	Pavese	1	0	1	1	0
Housley	3	0	1	1	19	Sharples	1	0	1	1	6
Cyr	1	0	0	0	0	Delorme	2	0	1	1	6
Hogue	1	0	0	0	0	Chabot	3	0	1	1	2
Hospodar	1	0	0	0	0	Krentz	1	0	0	0	5
McSween	1	0	0	0	0	Stefan	1	0	0	0	17
Reekie	1	0	0	0	0	Snepsts	2	0	0	0	0
Smith	1	0	0	0	0	Zombo	2	0	0	0	0
Puppa	1	0	0	0	2	Bridgman	2	0	0	0	2
Halkidis	1	0	0	0	4	Chiasson	2	0	0	0	2
Andersson	2	0	0	0	0	Murphy	2	0	0	0	2
Gillies	2	0	0	0	0	Neill	2	0	0	0	16
Tucker	2	0	0	0	0	Hanlon	3	0	0	0	2
Barrasso	2	0	0	0	4	Higgins	3	0	0	0	2
Ruff	3	0	0	0	0	Probert	3	0	0	0	37
Johansson	3	0	0	0	2						
Priestlay	3	0	0	0	4						
Krupp	3	0	0	0	11						
(Bench)					2						

GWG: Logan

PPG: Logan, Foligno

SHG: None

GWG: Veitch, Oates

PPG: Veitch, Yzerman, Gallant, Klima, Oates

SHG: None

GOALTENDING

BUFFALO	GP	MIN	GA	EN	SO	AVG.	W	L	T	DETROIT	GP	MIN	GA	EN	SO	AVG.	W	L	T
Barrasso	2	120	6	0	0	3.00	1	1	0	Stefan	1	11	0	0	0	0.00	0	0	0
Puppa	1	60	5	0	0	5.00	0	1	0	Hanlon	3	169	8	0	1	2.84	2	1	0

GOALS BY PERIOD	1	2	3	OT	TOT
Buffalo	1	3	4		8
Detroit	2	2	7		11

SHOTS ON GOAL	1	2	3	OT	TOT
Buffalo	29	30	29		88
Detroit	27	28	27		82



BUFFALO VS. EDMONTON



1987-88 SUMMARY:

	GP	W	L	T	GF	GA	PTS	PIM
Buffalo	3	0	3	0	6	16	0	41
Edmonton	3	3	0	0	16	6	6	43

AT BUFFALO

Nov. 29	Edmonton 5	Buffalo 2
Mar. 15	Edmonton 6	Buffalo 4

AT EDMONTON

Nov. 7	Edmonton 5	Buffalo 0
--------	------------	-----------

INDIVIDUAL SCORING LEADERS

BUFFALO	GP	G	A	PTS	PIM	EDMONTON	GP	G	A	PTS	PIM
Tucker	2	2	0	2	2	Messier	3	3	4	7	4
Ruuttu	3	1	1	2	0	Gretzky	3	2	5	7	0
Smith	3	0	2	2	0	Krushelnyski	3	1	4	5	0
Logan	1	1	0	1	0	Courtball	1	3	0	3	4
Creighton	2	1	0	1	0	McClelland	2	2	1	3	2
Sheppard	3	1	0	1	0	Simpson	2	2	1	3	4
Maguire	1	0	1	1	0	Anderson	3	1	2	3	0
Priestlay	1	0	1	1	2	Shudra	1	0	3	3	2
Housley	2	0	1	1	0	Beukeboom	3	0	3	3	0
Andreychuk	3	0	1	1	2	Huddy	3	0	2	2	0
Foligno	3	0	1	1	6	Graves	1	1	0	1	0
Barrasso	1	0	0	0	0	MacTavish	3	1	0	1	4
Cloutier	1	0	0	0	0	Odelin	1	0	1	1	0
Dykstra	1	0	0	0	0	Wierner	1	0	1	1	0
Jackson	1	0	0	0	0	Kurri	3	0	1	1	0
Puppa	1	0	0	0	0	Tikkanen	3	0	1	1	0
Donnelly	1	0	0	0	2	Fuhr	3	0	1	1	2
Arniel	2	0	0	0	0	Smith	3	0	1	1	15
Gillies	2	0	0	0	0	Gregg	1	0	0	0	0
Hospodar	2	0	0	0	0	Hannan	1	0	0	0	2
Johansson	2	0	0	0	0	McMurphy	1	0	0	0	0
Halkidis	2	0	0	0	2	McSorley	1	0	0	0	0
Reekie	2	0	0	0	4	Hunter	1	0	0	0	2
Napier	3	0	0	0	0	Joseph	1	0	0	0	2
Ramsey	3	0	0	0	0	Mantha	1	0	0	0	2
Turgeon	3	0	0	0	2	Buchberger	2	0	0	0	0
Krupp	3	0	0	0	8	Lacombe	2	0	0	0	0
Ruff	3	0	0	0	11	Lowe	2	0	0	0	0
						Muni	2	0	0	0	0

GWG: None
PPG: Tucker
SHG: Ruuttu

GWG: Gretzky, Messier, Courtball
PPG: Gretzky, Messier, Anderson
SHG: Messier, MacTavish

GOALTENDING

BUFFALO	GP	MIN	GA	EN	SO	AVG.	W	L	T	EDMONTON	GP	MIN	GA	EN	SO	AVG.	W	L	T
Barrasso	1	60	5	0	0	5.00	0	1	0	Fuhr	3	180	6	0	1	2.00	3	0	0
Puppa	1	60	5	0	0	5.00	0	1	0										
Cloutier	1	60	6	0	0	6.00	0	1	0										

GOALS BY PERIOD	1	2	3	OT	TOT	SHOTS ON GOAL	1	2	3	OT	TOT
Buffalo	2	4	0		6	Buffalo	28	34	20		82
Edmonton	5	7	4		16	Edmonton	28	32	29		89



BUFFALO VS. HARTFORD



1987-88 SUMMARY:

	GP	W	L	T	GF	GA	PTS	PIM
Buffalo	8	3	4	1	19	28	7	224
Hartford	8	4	3	1	28	19	9	207

AT BUFFALO

Oct. 21	Hartford 5	Buffalo 3
Nov. 27	Hartford 4	Buffalo 2
Jan. 8	Buffalo 3	Hartford 1
Mar. 31	Buffalo 3	Hartford 2

AT HARTFORD

Oct. 28	Buffalo 2	Hartford 2
Nov. 18	Hartford 9	Buffalo 1
Dec. 5	Hartford 2	Buffalo 1
Feb. 27	Buffalo 4	Hartford 3

INDIVIDUAL SCORING LEADERS

BUFFALO	GP	G	A	PTS	PIM	HARTFORD	GP	G	A	PTS	PIM
Turgeon	8	3	3	6	2	Babych	8	3	10	13	2
Sheppard	8	3	2	5	0	Francis	8	5	6	11	10
Arniel	8	1	4	5	6	Anderson	7	2	7	9	2
Andreychuk	8	3	1	4	8	Dineen	7	4	4	8	25
Housley	6	0	4	4	4	Tippett	8	2	3	5	8
Ruuttu	7	1	2	3	8	Millar	3	2	2	4	0
Priestlay	2	1	1	2	0	Ferraro	6	0	4	4	10
Andersson	2	1	1	2	2	MacDermid	8	2	1	3	12
Tucker	3	1	1	2	0	Turgeon	7	1	2	3	6
Napier	5	1	1	2	0	Murzyn	4	0	3	3	9
Ramsey	6	0	2	2	0	Samuelsson	8	1	2	3	19
Smith	8	0	2	2	20	Cote	6	0	3	3	2
Donnelly	3	1	0	1	2	Wilson	2	1	1	2	0
Maguire	5	1	0	1	22	Gavin	7	0	2	2	12
Johansson	6	1	0	1	4	Williams	5	1	0	1	4
Ruff	7	1	0	1	14	Robertson	6	1	0	1	24
Gillies	3	0	1	1	0	Peterson	6	0	1	1	0
Halkidis	3	0	1	1	6	Liut	7	0	1	1	0
Creighton	5	0	1	1	20	Evason	7	0	1	1	31
Hospodar	5	0	1	1	30	Quenneville	8	0	1	1	4
Foligno	7	0	1	1	8	McEwen	1	0	0	0	0
Cloutier	1	0	0	0	0	Velucci	1	0	0	0	4
Hartman	1	0	0	0	0	Martin	1	0	0	0	5
Puppa	1	0	0	0	0	Carson	2	0	0	0	0
Logan	2	0	0	0	0	Lawless	3	0	0	0	4
Reekie	3	0	0	0	4	Reeds	3	0	0	0	4
Cyr	2	0	0	0	5	Kleinendorst	5	0	0	0	4
Anderson	3	0	0	0	2	Ladouceur	6	0	0	0	6
Dunn	4	0	0	0	0	(Bench)					4
Dykstra	5	0	0	0	14						
Barrasso	7	0	0	0	20						
Krupp	7	0	0	0	23						

GWG: Sheppard, Andersson, Andreychuk
PPG: Turgeon (2), Johansson, Ruuttu (4), Babych (2), Millar (2),
SHG: Priestlay

GWG: Tippett, Francis, Millar, Williams
PPG: Anderson (2), MacDermid, Francis
Dineen, Wilson
SHG: Tippett

GOALTENDING

BUFFALO	GP	MIN	GA	EN	SO	AVG.	W	L	T	HARTFORD	GP	MIN	GA	EN	SO	AVG.	W	L	T
Barrasso	7	425	19	0	0	2.68	3	3	1	Weeks	1	65	2	0	0	1.85	0	1	0
Cloutier	1	39	5	0	0	7.69	0	0	0	Liut	7	420	16	1	0	2.29	4	3	0
Puppa	1	21	4	0	0	11.42	0	1	0										

GOALS BY PERIOD	1	2	3	OT	TOT	SHOTS ON GOAL	1	2	3	OT	TOT
Buffalo	6	8	5	0	19	Buffalo	77	75	61	2	215
Hartford	9	12	7	0	28	Hartford	69	81	90	1	241



BUFFALO VS. LOS ANGELES



1987-88 SUMMARY:

	GP	W	L	T	GF	GA	PTS	PIM
Buffalo	3	2	1	0	15	13	4	96
Los Angeles	3	1	2	0	13	15	2	110

AT BUFFALO

Oct. 30	Buffalo 5	Los Angeles 1
Nov. 22	Los Angeles 8	Buffalo 5

AT LOS ANGELES

Nov. 4	Buffalo 5	Los Angeles 4
--------	-----------	---------------

INDIVIDUAL SCORING LEADERS

BUFFALO	GP	G	A	PTS	PIM	LOS ANGELES	GP	G	A	PTS	PIM
Creighton	3	2	3	5	16	Nicholls	2	4	3	7	4
Foligno	3	1	4	5	6	Carpenter	3	4	2	6	12
Turgeon	3	3	1	4	4	Robitaille	3	2	1	3	0
Johansson	3	1	2	3	0	Fox	3	0	3	3	0
Sheppard	3	1	2	3	0	Carson	3	1	1	2	6
Housley	3	1	2	3	4	Taylor	3	1	1	2	8
Andreychuk	3	1	2	3	12	Ledyard	1	0	2	2	5
Ruff	3	0	3	3	0	Wells	3	0	2	2	12
Tucker	2	1	1	2	2	Paterson	2	1	0	1	22
Arniel	3	1	1	2	5	Erickson	2	0	1	1	0
Gillies	2	1	0	1	11	Healy	2	0	1	1	0
Krupp	3	1	0	1	4	Laidlaw	2	0	1	1	2
Smith	3	1	0	1	6	Duchesne	3	0	1	1	6
Napier	2	0	1	1	0	Duncanson	1	0	0	0	0
Reekie	2	0	1	1	5	Hammond	1	0	0	0	0
Cloutier	1	0	0	0	0	Melanson	1	0	0	0	0
Cyr	1	0	0	0	2	Prajsler	1	0	0	0	0
Maguire	2	0	0	0	0	Playfair	1	0	0	0	4
Hospodar	2	0	0	0	6	Fenton	2	0	0	0	0
Dykstra	2	0	0	0	7	Tookey	2	0	0	0	0
Puppa	3	0	0	0	0	Kennedy	2	0	0	0	2
Ramsey	3	0	0	0	0	McBean	2	0	0	0	8
Ruutu	3	0	0	0	4	McKenna	3	0	0	0	0
(Bench)					2	Kudelski	3	0	0	0	2
						Bourne	3	0	0	0	4
						Hardy	3	0	0	0	13

GWG: Arniel, Andreychuk
PPG: Tucker, Turgeon (2)
SHG: None

GWG: Robitaille
PPG: Carpenter (3), Nicholls
SHG: Nicholls

GOALTENDERS

BUFFALO	GP	MIN	GA	EN	SO	AVG.	W	L	T	L.A.	GP	MIN	GA	EN	SO	AVG.	W	L	T
Puppa	3	140	9	0	0	3.86	2	0	0	Melanson	1	60	5	0	0	5.00	0	1	0
Cloutier	1	40	3	0	0	4.50	0	1	0	Healy	2	120	10	0	0	5.00	1	1	0

GOALS BY PERIOD	1	2	3	OT	TOT	SHOTS ON GOAL	1	2	3	OT	TOT
Buffalo	4	6	5		15	Buffalo	33	30	33		96
Los Angeles	7	2	4		13	Los Angeles	37	33	26		96



BUFFALO VS. MINNESOTA



1987-88 SUMMARY:

	GP	W	L	T	GF	GA	PTS	PIM
Buffalo	3	1	1	1	12	9	3	45
Minnesota	3	1	1	1	9	12	3	59

AT BUFFALO

Oct. 8	Buffalo 2	Minnesota 2
Nov. 13	Minnesota 5	Buffalo 4

AT MINNESOTA

Mar. 9	Buffalo 6	Minnesota 2
--------	-----------	-------------

INDIVIDUAL SCORING LEADERS

BUFFALO	GP	G	A	PTS	PIM	MINNESOTA	GP	G	A	PTS	PIM
Andreychuk	3	1	4	5	4	Ciccarelli	2	3	0	3	2
Housley	3	3	0	3	0	Lawton	3	0	3	3	0
Priestlay	1	1	2	3	0	Acton	2	2	0	2	2
Arniel	2	2	0	2	0	Brolen	2	1	1	2	0
Tucker	2	1	1	2	2	MacLellan	3	1	1	2	10
Andersson	1	0	2	2	0	Payne	1	0	2	2	2
Foligno	3	0	2	2	2	Roberts	2	0	2	2	4
Ruff	3	0	2	2	9	Schreiber	1	1	0	1	0
Creighton	1	1	0	1	0	Bellows	3	1	0	1	8
Jackson	1	1	0	1	0	DePalma	1	0	1	1	0
Napier	2	1	0	1	0	Berger	2	0	1	1	0
Turgeon	3	1	0	1	2	Bjugstad	2	0	1	1	0
Reekie	1	0	1	1	2	Gagner	2	0	1	1	0
Ruutu	2	0	1	1	0	Hartsburg	2	0	1	1	2
Ramsey	3	0	1	1	0	Brooke	3	0	1	1	2
Johansson	3	0	1	1	2	Rouse	3	0	1	1	6
Sheppard	3	0	1	1	6	Babe	1	0	0	0	0
Smith	3	0	1	1	6	Dineen	1	0	0	0	0
Anderson	1	0	0	0	0	Giles	1	0	0	0	0
Cyr	1	0	0	0	0	Mantha	1	0	0	0	0
Donnelly	1	0	0	0	0	Messier	1	0	0	0	0
Gillies	1	0	0	0	0	Micheletti	1	0	0	0	0
Hartman	1	0	0	0	0	Price	1	0	0	0	0
Puppa	1	0	0	0	0	Ruskowski	1	0	0	0	0
Parker	1	0	0	0	2	Takko	1	0	0	0	0
Halkidis	1	0	0	0	6	Zemlak	1	0	0	0	0
Barrasso	2	0	0	0	0	Habscheid	1	0	0	0	2
Maguire	2	0	0	0	0	Beaupre	2	0	0	0	0
Hospodar	2	0	0	0	2	Archibald	2	0	0	0	2
Krupp	3	0	0	0	0	Wilson	2	0	0	0	2
						Musil	3	0	0	0	6
						McRae	3	0	0	0	6

GWG: Turgeon
PPG: Tucker, Housley, Andreychuk
SHG: Arniel

GWG: Bellows
PPG: Bellows, Ciccarelli
SHG: Schreiber

GOALTENDING

BUFFALO	GP	MIN	GA	EN	SO	AVG.	W	L	T	MINNESOTA	GP	MIN	GA	EN	SO	AVG.	W	L	T
Barrasso	2	125	4	0	0	1.92	1	0	1	Beaupre	2	125	8	0	0	3.84	0	1	1
Puppa	1	60	5	0	0	5.00	0	1	0	Takko	1	60	4	0	0	4.00	1	0	0

GOALS BY PERIOD	1	2	3	OT	TOT	SHOTS ON GOAL	1	2	3	OT	TOT
Buffalo	5	3	4	0	12	Buffalo	34	26	31	3	94
Minnesota	4	4	1	0	9	Minnesota	21	33	23	1	78



BUFFALO VS. MONTREAL



1987-88 SUMMARY:

	GP	W	L	T	GF	GA	PTS	PIM
Buffalo	8	3	3	2	27	34	8	135
Montreal	8	3	3	2	34	27	8	143

AT BUFFALO

Oct. 23	Buffalo 5	Montreal 3
Dec. 18	Buffalo 2	Montreal 2
Jan. 27	Montreal 4	Buffalo 1
Apr. 3	Buffalo 4	Montreal 4

AT MONTREAL

Oct. 10	Montreal 6	Buffalo 3
Dec. 19	Buffalo 2	Montreal 1
Jan. 6	Buffalo 6	Montreal 5
Apr. 2	Montreal 9	Buffalo 4

INDIVIDUAL SCORING LEADERS

BUFFALO	GP	G	A	PTS	PIM	MONTREAL	GP	G	A	PTS	PIM
Andreychuk	8	4	5	9	0	Richer	8	9	3	12	0
Sheppard	8	3	5	8	2	Smith	8	2	8	10	0
Ruutu	8	3	5	8	15	Naslund	7	1	9	10	2
Smith	7	3	2	5	0	Chelios	6	2	6	8	17
Foligno	8	3	2	5	10	Lemieux	8	6	1	7	29
Arniel	8	1	05	06	4	Svoboda	7	2	5	7	15
Housley	7	4	0	4	8	Robinson	4	0	7	7	2
Tucker	6	1	3	4	2	Walter	6	3	3	6	2
Johansson	7	0	3	3	2	McPhee	8	1	4	5	4
Turgeon	8	0	3	3	0	Skrudland	8	3	1	4	6
Krupp	8	0	3	3	10	Corson	8	3	1	4	11
Reekie	3	1	1	2	4	Green	7	0	3	3	0
Ruff	8	0	2	2	6	Thibaudeau	1	1	1	2	0
Dunn	2	1	0	1	2	Lalor	7	0	2	2	6
Hartman	2	1	0	1	5	Dahlin	4	1	0	1	2
Creighton	3	1	0	1	4	Gingras	1	0	1	1	0
Anderson	3	1	0	1	6	Roy	4	0	1	1	0
Ludvig	1	0	1	1	7	Mormesso	5	0	1	1	4
Andersson	2	0	1	1	0	Kordic	6	0	1	1	15
Cyr	3	0	1	1	2	Ludwig	8	0	1	1	2
Maguire	5	0	1	1	0	Boisvert	1	0	0	0	0
Halkidis	1	0	0	0	0	Charbonneau	1	0	0	0	0
McSween	1	0	0	0	0	Schneider	1	0	0	0	0
Puppa	1	0	0	0	0	Trader	4	0	0	0	5
Gillies	2	0	0	0	0	Hayward	5	0	0	0	2
Logan	2	0	0	0	0	Nilan	5	0	0	0	13
Priestlay	2	0	0	0	2	Gainey	7	0	0	0	4
Dykstra	2	0	0	0	4	Carbonneau	8	0	0	0	2
Donnelly	3	0	0	0	4						
Cloutier	4	0	0	0	0						
Napier	4	0	0	0	2						
Barrasso	4	0	0	0	6						
Ramsey	6	0	0	0	4						
Hospodar	6	0	0	0	24						

GWG: Sheppard, Creighton, Andreychuk

PPG: Anderson, Creighton, Sheppard, Andreychuk, Foligno

SHG: None

GWG: Chelios, Lemieux, Walter

PPG: Smith, Chelios (2), Svoboda, Corson, Lemieux (3), Walter (2), Richer

SHG: None

GOALTENDING

BUFFALO	GP	MIN	GA	EN	SO	AVG.	W	L	T
Cloutier	4	198	9	0	0	2.73	2	0	1
Barrasso	4	232	16	0	0	4.14	1	2	1
Puppa	1	60	9	0	0	9.00	0	1	0

GOALS BY PERIOD	1	2	3	OT	TOT.
Buffalo	10	9	8	0	27
Montreal	15	13	6	0	34

MONTREAL	GP	MIN	GA	EN	SO	AVG.	W	L	T
Hayward	5	265	13	0	0	2.94	2	2	0
Roy	4	225	14	0	0	3.73	1	1	2

SHOTS BY PERIOD	1	2	3	OT	TOT.
Buffalo	71	91	83	3	248
Montreal	79	91	90	2	262



BUFFALO VS. NEW JERSEY



1987-88 SUMMARY:

	GP	W	L	T	GF	GA	PTS	PIM
Buffalo	3	2	0	1	14	7	5	128
New Jersey	3	0	2	1	7	14	1	162

AT BUFFALO

Jan. 22	Buffalo 7	New Jersey 3
Mar. 25	Buffalo 2	New Jersey 2

AT NEW JERSEY

Jan. 25	Buffalo 5	New Jersey 2
---------	-----------	--------------

INDIVIDUAL SCORING LEADERS

BUFFALO	GP	G	A	PTS	PIM	NEW JERSEY	GP	G	A	PTS	PIM
Housley	3	3	2	5	0	Driver	3	1	2	3	4
Ruutu	3	3	2	5	2	MacLean	3	1	1	2	2
Sheppard	3	2	1	3	0	Sulliman	3	1	1	2	2
Ludvig	2	1	2	3	4	Johnson	1	0	2	2	0
Smith	2	1	2	3	11	Cirella	3	0	2	2	14
Andersson	3	1	2	3	0	Korn	2	1	0	1	22
Andreychuk	3	1	2	3	16	Broten	3	1	0	1	2
Foligno	3	2	0	2	11	Sundstrom	3	1	0	1	2
Tucker	3	0	2	2	2	Muller	3	1	0	1	11
Ruff	3	0	2	2	18	Kurvers	3	0	1	1	0
Maguire	1	0	1	1	0	Loiselle	3	0	1	1	9
Johansson	3	0	1	1	0	Velischek	3	0	1	1	12
Donnelly	3	0	1	1	4	Verbeek	3	0	1	1	24
Turgeon	3	0	1	1	6	Conacher	1	0	0	0	0
Krupp	3	0	1	1	19	Sauve	1	0	0	0	0
Hartman	1	0	0	0	0	Brown	2	0	0	0	0
Priestlay	1	0	0	0	0	Carlsson	2	0	0	0	0
Reekie	1	0	0	0	7	Chevrier	2	0	0	0	0
Halkidis	1	0	0	0	19	Maley	2	0	0	0	2
Anderson	2	0	0	0	0	Wolanin	2	0	0	0	2
Napier	2	0	0	0	0	Shanahan	2	0	0	0	4
Ramsey	2	0	0	0	2	Anderson	2	0	0	0	15
Barrasso	3	0	0	0	2	O'Callahan	2	0	0	0	17
Arniel	3	0	0	0	5	Daneyko	2	0	0	0	18

GWG: Foligno (2)

PPG: Ruutu, Housley, Foligno, Andreychuk, Sheppard

SHG: None

GWG: None

PPG: Broten, Sulliman, Korn, Sundstrom

SHG: None

GOALTENDING

BUFFALO	GP	MIN	GA	EN	SO	AVG.	W	L	T
Barrasso	3	185	7	0	0	2.27	2	0	1

NEW JERSEY	GP	MIN	GA	EN	SO	AVG.	W	L	T
Sauve	1	65	2	0	0	1.85	0	1	0
Chevrier	2	120	11	1	0	5.50	0	2	0

GOALS BY PERIOD	1	2	3	OT	TOT.
Buffalo	6	3	5	0	14
New Jersey	2	3	2	0	7

SHOTS ON GOAL	1	2	3	OT	TOT.
Buffalo	34	28	37	3	102
New Jersey	23	42	30	1	96



BUFFALO VS. NY ISLANDERS



1987-88 SUMMARY:

	GP	W	L	T	GF	GA	PTS	PIM
Buffalo	3	1	2	0	11	13	2	29
NY Islanders	3	2	1	0	13	11	4	40

AT BUFFALO

Jan. 17	Buffalo 5	NY Islanders 2
Jan. 29	NY Islanders 5	Buffalo 2

AT NY ISLANDERS

Feb. 6	NY Islanders 6	Buffalo 4
--------	----------------	-----------

INDIVIDUAL SCORING LEADERS

BUFFALO	GP	G	A	PTS	PIM	NY ISLANDERS	GP	G	A	PTS	PIM
Andreychuk	3	5	0	5	2	Sutter	3	1	4	5	4
Donnelly	3	2	2	4	0	Makela	3	2	1	3	0
Foligno	3	1	2	3	2	Kerr	3	2	1	3	6
Tucker	2	0	3	3	0	King	2	2	0	2	0
Housley	3	0	3	3	0	Leiter	2	1	1	2	0
Arniel	3	2	0	2	0	Henry	2	1	1	2	2
Sheppard	3	0	2	2	0	Flatley	2	1	1	2	2
Ruutu	3	1	0	1	0	Lauer	3	1	1	2	5
Priestlay	1	0	1	1	2	Trottier	2	0	2	2	2
Andersson	2	0	1	1	0	Gilbert	3	0	2	2	0
Ruff	2	0	1	1	0	Bassen	3	0	2	2	2
Johansson	3	0	1	1	0	LaFontaine	3	0	2	2	2
Maguire	3	0	1	1	2	Konroyd	1	1	0	1	0
Krupp	3	0	1	1	4	Wood	3	1	0	1	2
Ludvig	3	0	1	1	7	Kromm	2	0	1	1	0
Anderson	1	0	0	0	0	Jonsson	3	0	1	1	0
Creighton	1	0	0	0	0	Dineen	3	0	1	1	2
Halkidis	1	0	0	0	0	Morrow	3	0	1	1	2
Napier	1	0	0	0	0	Dalgarno	1	0	0	0	0
Hospodar	1	0	0	0	2	Finley	1	0	0	0	0
Dykstra	1	0	0	0	6	Smith	3	0	0	0	0
Cloutier	2	0	0	0	0	Diduck	3	0	0	0	2
Turgeon	2	0	0	0	2	Potvin	3	0	0	0	7
Barrasso	3	0	0	0	0						
Ramsey	3	0	0	0	0						
Smith	3	0	0	0	0						

GWG: Ruutu
PPG: Andreychuk (4), Foligno
SHG: None

GWG: King, Makela
PPG: Makela
SHG: None

GOALTENDING

BUFFALO	GP	MIN	GA	EN	SO	AVG.	W	L	T	ISLANDERS	GP	MIN	GA	EN	SO	AVG.	W	L	T
Cloutier	2	55	2	1	0	2.18	0	1	0	Smith	3	180	11	0	0	3.67	2	1	0
Barrasso	3	125	10	0	0	4.80	1	1	0										

GOALS BY PERIOD	1	2	3	OT	TOT	SHOTS ON GOAL	1	2	3	OT	TOT
Buffalo	0	6	5		11	Buffalo	32	43	25		100
NY Islanders	1	7	5		13	NY Islanders	45	33	40		118



BUFFALO VS. NY RANGERS



1987-88 SUMMARY:

	GP	W	L	T	GF	GA	PTS	PIM
Buffalo	3	3	0	0	13	8	6	96
NY Rangers	3	0	3	0	8	13	0	99

AT BUFFALO

Jan. 10	Buffalo 4	NY Rangers 3
Mar. 4	Buffalo 6	NY Rangers 3

AT NY RANGERS

Mar. 22	Buffalo 3	NY Rangers 2
---------	-----------	--------------

INDIVIDUAL STATISTICS

BUFFALO	GP	G	A	PTS	PIM	NY RANGERS	GP	G	A	PTS	PIM
Andersson	3	0	6	6	2	Poddubny	3	1	3	4	2
Housley	3	0	5	5	2	Dionne	2	1	1	2	2
Sheppard	3	3	0	3	0	Petit	3	1	1	2	10
Arniel	3	2	1	3	0	Leetch	2	0	2	2	0
Priestlay	3	2	1	3	10	Duguay	1	1	0	1	0
Tucker	2	1	2	3	0	Mullen	2	1	0	1	0
Andreychuk	3	2	0	2	6	Dahlen	3	1	0	1	2
Foligno	2	0	2	2	17	Kisio	3	1	0	1	2
Johansson	3	0	2	2	0	Shaw	3	1	0	1	2
Turgeon	3	0	2	2	2	Erixon	2	0	1	1	0
Jackson	1	1	0	1	0	Ogrodnick	2	0	1	1	0
Ruutu	2	1	0	1	6	Patrick	2	0	1	1	2
Ramsey	3	1	0	1	4	Hardy	2	0	1	1	4
Smith	2	0	1	1	8	Cyr	3	0	1	1	6
Donnelly	3	0	1	1	8	Deblois	3	0	1	1	12
Ruff	3	0	1	1	17	Brubaker	1	0	0	0	0
Anderson	1	0	0	0	0	Pavese	1	0	0	0	0
Maguire	1	0	0	0	0	Palerson	1	0	0	0	0
Napier	1	0	0	0	0	Froese	1	0	0	0	2
Puppa	1	0	0	0	0	Jensen	1	0	0	0	2
Reekie	1	0	0	0	2	Wheeldon	1	0	0	0	2
Halkidis	1	0	0	0	5	Gronstrand	2	0	0	0	2
Barrasso	2	0	0	0	0	Vanbiesbrouck	2	0	0	0	4
Hospodar	2	0	0	0	0	Nilan	2	0	0	0	26
Hartman	2	0	0	0	7	Maloney	3	0	0	0	0
Krupp	3	0	0	0	0	Sandstrom	3	0	0	0	4
						Greschner	3	0	0	0	13

GWG: Ruutu, Jackson, Sheppard
PPG: Priestlay, Jackson, Sheppard
SHG: Arniel

GWG: None
PPG: Dionne, Kisio, Shaw
SHG: Duguay

GOALTENDING

BUFFALO	GP	MIN	GA	EN	SO	AVG.	W	L	T	NY RANGERS	GP	MIN	GA	EN	SO	AVG.	W	L	T
Puppa	1	60	2	0	0	2.00	1	0	0	Froese	1	60	4	0	0	4.00	0	1	0
Barrasso	2	120	6	0	0	3.00	2	0	0	Vanbiesbrouck	2	120	9	0	0	4.50	0	2	0

GOALS BY PERIOD	1	2	3	OT	TOT	SHOTS ON GOAL	1	2	3	OT	TOT
Buffalo	5	3	5		13	Buffalo	35	40	30		105
NY Rangers	3	3	2		8	NY Rangers	25	16	32		73



BUFFALO VS. PHILADELPHIA



1987-88 SUMMARY:

	GP	W	L	T	GF	GA	PTS	PIM
Buffalo	3	0	3	0	7	13	0	79
Philadelphia	3	3	0	0	13	7	6	69

AT BUFFALO

Feb. 19	Philadelphia 5	Buffalo 4
Jan. 14	Philadelphia 3	Buffalo 1

AT PHILADELPHIA

Nov. 25	Philadelphia 5	Buffalo 2
---------	----------------	-----------

INDIVIDUAL SCORING LEADERS

BUFFALO	GP	G	A	PTS	PIM	PHILADELPHIA	GP	G	A	PTS	PIM
Ruutu	3	1	3	4	4	Tocchet	3	2	2	4	10
Foligno	3	2	0	2	10	Craven	3	0	4	4	4
Smith	3	1	1	2	2	Mellanby	3	2	1	3	2
Andersson	2	0	2	2	0	Samuelsson	2	1	2	3	6
Tucker	1	1	0	1	0	Zezel	3	1	2	3	0
Housley	2	1	0	1	0	Propp	3	1	2	3	2
Sheppard	3	1	0	1	0	Brown	2	2	0	2	0
Arniel	3	0	1	1	2	Poulin	2	2	0	2	0
Ruff	3	0	1	1	4	Howe	3	1	1	2	2
Johansson	3	0	1	1	6	Lawless	1	0	2	2	0
Andreychuk	3	0	1	1	12	Berube	3	1	0	1	2
Anderson	1	0	0	0	0	Dobbin	1	0	1	1	2
Cyr	1	0	0	0	0	Root	2	0	1	1	4
Dykstra	1	0	0	0	2	Hextall	3	0	1	1	2
Reekie	1	0	0	0	2	Crossman	3	0	1	1	4
Creighton	1	0	0	0	4	Sutter	3	0	1	1	15
Hospodar	2	0	0	0	0	Huffman	1	0	0	0	0
Maguire	2	0	0	0	0	Laforest	1	0	0	0	0
Napier	2	0	0	0	0	Nachbaur	1	0	0	0	0
Ramsey	2	0	0	0	0	Roupe	1	0	0	0	0
Barrasso	2	0	0	0	2	Roberts	1	0	0	0	2
Cloutier	2	0	0	0	2	Daigneault	2	0	0	0	0
Donnelly	2	0	0	0	4	Marsh	2	0	0	0	0
Priestlay	2	0	0	0	4	Sinisalo	2	0	0	0	0
Halkidis	2	0	0	0	19	Smyth	2	0	0	0	0
Krupp	3	0	0	0	0	Smith	2	0	0	0	4
Turgeon	3	0	0	0	0	Eklund	3	0	0	0	4
						(Bench)					4

GWG: None

PPG: Sheppard, Tucker

SHG: None

GWG: Berube, Brown, Mellanby

PPG: Zezel, Samuelsson, Propp, Howe

SHG: Poulin

GOALTENDING

BUFFALO	GP	MIN	GA	EN	SO	AVG.	W	L	T	PHILA.	GP	MIN	GA	EN	SO	AVG.	W	L	T
Barrasso	2	91	4	1	0	2.64	0	1	0	Laforest	1	1	0	0	0	0.00	0	0	0
Cloutier	2	88	8	0	0	5.45	0	2	0	Hextall	3	179	7	0	0	2.35	3	0	0

GOALS BY PERIOD

	1	2	3	OT	TOT
Buffalo	3	2	2		7
Philadelphia	7	2	4		13

SHOTS ON GOAL

	1	2	3	OT	TOT.
Buffalo	28	32	31		91
Philadelphia	30	27	31		88



BUFFALO VS. PITTSBURGH



1987-88 SUMMARY:

	GP	W	L	T	GF	GA	PTS	PIM
Buffalo	3	0	2	1	9	16	1	81
Pittsburgh	3	2	0	1	16	9	5	76

AT BUFFALO

Dec. 27	Buffalo 3	Pittsburgh 3
Oct. 24	Pittsburgh 5	Buffalo 3

AT PITTSBURGH

Oct. 13	Pittsburgh 8	Buffalo 3
---------	--------------	-----------

INDIVIDUAL SCORING LEADERS

BUFFALO	GP	G	A	PTS	PIM	PITTSBURGH	GP	G	A	PTS	PIM
Housley	3	3	0	3	2	Lemieux	3	3	5	8	8
Foligno	3	2	1	3	11	Simpson	2	3	4	7	0
Ramsey	3	1	2	3	2	Simmer	2	2	2	4	0
Ruutu	3	1	2	3	2	Kontos	3	1	3	4	0
Andreychuk	3	1	1	2	4	Bodger	3	2	1	3	6
Johansson	2	0	2	2	2	Cunneymworth	3	1	2	3	10
Napier	3	0	2	2	0	Hannan	2	1	1	2	2
Priestlay	1	1	0	1	0	Joseph	2	0	2	2	2
McSween	1	0	1	1	2	Quinn	2	0	2	2	2
Sheppard	2	0	1	1	0	Ganchar	1	1	0	1	0
Creighton	2	0	1	1	2	Aitken	2	1	0	1	0
Gillies	2	0	1	1	4	Hillier	2	1	0	1	6
Ruff	3	0	1	1	6	Bourque	1	0	1	1	0
Smith	3	0	1	1	6	Loney	1	0	1	1	0
Logan	1	0	0	0	0	Siren	1	0	1	1	0
Maguire	1	0	0	0	0	McLwain	3	0	1	1	0
Reekie	1	0	0	0	0	Johnson	3	0	1	1	2
Anderson	1	0	0	0	2	Brown	1	0	0	0	0
Cyr	1	0	0	0	4	Dahlquist	1	0	0	0	0
Hospodar	2	0	0	0	5	Gruhl	1	0	0	0	0
Barrasso	2	0	0	0	0	Meloche	1	0	0	0	0
Cloutier	2	0	0	0	0	Van Dorp	1	0	0	0	0
Tucker	2	0	0	0	2	Hunter	1	0	0	0	2
Dykstra	2	0	0	0	7	Callander	1	0	0	0	2
Turgeon	3	0	0	0	0	Hunter	1	0	0	0	2
Arniel	3	0	0	0	6	Mantha	2	0	0	0	2
Krupp	3	0	0	0	10	Paiement	2	0	0	0	2
(Bench)					2	Riggin	2	0	0	0	2
						Frawley	2	0	0	0	8
						Buskas	3	0	0	0	9
						Kachowski	3	0	0	0	9
						(Bench)					2

GWG: None

PPG: Ruutu, Foligno, Ramsey, Andreychuk

SHG: None

GWG: Simmer, Simpson

PPG: Bodger (2), Lemieux (2)

SHG: Hannan

GOALTENDING

BUFFALO	GP	MIN	GA	EN	SO	AVG.	W	L	T	PITTSBURGH	GP	MIN	GA	EN	SO	AVG.	W	L	T
Barrasso	2	105	7	0	0	4.00	0	1	0	Riggin	2	125	6	0	0	2.88	1	0	1
Cloutier	2	80	8	1	0	6.00	0	2	0	Meloche	1	60	3	0	0	3.00	1	0	0

GOALS BY PERIOD

	1	2	3	OT	TOT
Buffalo	2	3	4		9
Pittsburgh	4	5	7		18

SHOTS ON GOAL

	1	2	3	OT	TOT
Buffalo	18	26	34	1	79
Pittsburgh	35	35	38	2	110



BUFFALO VS. QUEBEC



1987-88 SUMMARY:

	GP	W	L	T	GF	GA	PTS	PIM
Buffalo	8	5	2	1	31	24	11	280
Quebec	8	2	5	1	24	31	5	271

AT BUFFALO

Oct. 16	Buffalo 2	Quebec 2
Dec. 3	Buffalo 6	Quebec 3
Jan. 3	Buffalo 2	Quebec 1
Feb. 21	Quebec 6	Buffalo 5

AT QUEBEC

Oct. 17	Buffalo 6	Quebec 3
Dec. 29	Quebec 5	Buffalo 1
Feb. 2	Buffalo 6	Quebec 3
Mar. 29	Buffalo 3	Quebec 1

INDIVIDUAL SCORING LEADERS

BUFFALO	GP	G	A	PTS	PIM	QUEBEC	GP	G	A	PTS	PIM
Sheppard	6	5	4	9	0	P. Stastny	8	7	4	11	2
Andreychuk	8	5	4	9	6	A. Stastny	7	2	4	6	0
Arniel	8	4	5	9	15	Rochefort	7	2	4	6	2
Creighton	4	0	7	7	4	Eagles	6	2	3	5	0
Housley	7	3	3	6	27	Goulet	8	2	3	5	16
Foligno	8	3	3	6	26	Duchesne	8	2	2	4	10
Ruuttu	8	1	5	6	6	Jackson	7	1	2	3	15
Johansson	5	0	6	6	2	Finn	7	1	2	3	24
Turgeon	7	2	3	5	8	Brown	8	1	2	3	4
Smith	8	1	3	4	15	Moller	7	0	3	3	30
Napier	2	2	0	2	0	Gillis	8	0	3	3	41
Gillies	3	2	0	2	2	Haworth	7	2	0	2	16
Tucker	4	2	0	2	2	Carkner	7	0	2	2	29
Priestlay	3	0	2	2	0	Richard	1	1	0	1	0
Ruff	8	0	2	2	13	Lambert	4	1	0	1	13
Dykstra	4	1	0	1	21	Tugnutt	2	0	1	1	0
Logan	1	0	1	1	0	Lafreniere	3	0	1	1	0
Parker	1	0	1	1	0	Picard	7	0	1	1	9
Donnelly	4	0	1	1	6	Cole	8	0	1	1	0
Anderson	4	0	1	1	7	Dollas	1	0	0	0	0
Ramsey	4	0	1	1	16	Hough	1	0	0	0	0
Maguire	5	0	1	1	29	Latta	1	0	0	0	0
Krupp	8	0	1	1	12	Natyshak	1	0	0	0	0
Dunn	1	0	0	0	0	Stenberg	1	0	0	0	7
Gage	1	0	0	0	0	Brunetta	2	0	0	0	0
Puppa	1	0	0	0	0	Fortier	2	0	0	0	0
Ludvig	1	0	0	0	4	Kulak	2	0	0	0	4
McSween	1	0	0	0	4	Albelin	3	0	0	0	0
Hartman	2	0	0	0	12	Quinney	3	0	0	0	0
Cyr	3	0	0	0	4	Gosselin	4	0	0	0	0
Hospodar	3	0	0	0	8	Guerard	4	0	0	0	2
Andersson	4	0	0	0	2	Donnelly	7	0	0	0	47
Reekie	4	0	0	0	6						
Halkidis	4	0	0	0	15						
Barrasso	7	0	0	0	4						
(Bench)					4						

GWG: Andreychuk, Sheppard, Napier, Housley, Napier
PPG: Sheppard (4), Andreychuk (3), Turgeon, Ruuttu, Tucker
SHG: Arniel, Napier

GWG: Jackson, P. Stastny

PPG: P. Stastny (3), Goulet (2), Brown, Finn
SHG: Rochefort

GOALTENDING

BUFFALO	GP	MIN	GA	EN	SO	AVG.	W	L	T
Puppa	1	60	1	0	0	1.00	1	0	0
Barrasso	7	425	23	0	0	3.25	4	2	1

GOALS BY PERIOD	1	2	3	OT	TOT
Buffalo	8	11	12	0	31
Quebec	10	7	7	0	24

QUEBEC	GP	MIN	GA	EN	SO	AVG.	W	L	T
Tugnutt	2	120	3	0	0	1.50	1	1	0
Gosselin	4	245	18	1	0	4.41	1	2	1
Brunetta	2	120	9	0	0	4.50	0	2	0

SHOTS ON GOAL	1	2	3	OT	TOT
Buffalo	78	90	69	2	239
Quebec	89	76	88	4	257



BUFFALO VS. ST. LOUIS



1987-88 SUMMARY:

	GP	W	L	T	GF	GA	PTS	PIM
Buffalo	3	3	0	0	12	4	6	79
St. Louis	3	0	3	0	4	12	0	62

AT BUFFALO

Feb. 25	Buffalo 5	St. Louis 2
Feb. 16	Buffalo 3	St. Louis 0

AT ST. LOUIS

Jan. 12	Buffalo 4	St. Louis 2
---------	-----------	-------------

INDIVIDUAL SCORING LEADERS

BUFFALO	GP	G	A	PTS	PIM	ST. LOUIS	GP	G	A	PTS	PIM
Ruuttu	3	2	3	5	0	Bothwell	3	1	1	2	0
Sheppard	3	4	0	4	0	McKegney	3	0	2	2	0
Housley	3	2	2	4	2	Gilmour	2	1	0	1	0
Andreychuk	3	0	4	4	24	Turnbull	2	1	0	1	0
Napier	2	2	0	2	0	G. Cavallini	3	1	0	1	2
Johansson	3	1	1	2	0	Handy	1	0	1	1	0
Turgeon	3	0	2	2	0	Ronning	2	0	1	1	0
Ruff	3	0	2	2	2	Benning	3	0	1	1	2
Arniel	3	1	0	1	2	Hunter	3	0	1	1	4
Foligno	1	0	1	1	2	Evans	1	0	0	0	0
Ramsey	2	0	1	1	2	Wamsley	1	0	0	0	0
Andersson	3	0	1	1	0	Gingras	2	0	0	0	0
Priestlay	3	0	1	1	0	Millen	2	0	0	0	0
Smith	3	0	1	1	12	Nordmark	2	0	0	0	2
Anderson	1	0	0	0	0	Bourgeois	2	0	0	0	4
Dykstra	1	0	0	0	0	Meagher	2	0	0	0	7
Maguire	1	0	0	0	0	P. Cavallini	2	0	0	0	9
Gillies	1	0	0	0	2	Hrkac	3	0	0	0	0
Ludvig	1	0	0	0	2	Ramage	3	0	0	0	0
Reekie	1	0	0	0	5	Dark	3	0	0	0	2
Hartman	1	0	0	0	12	Federko	3	0	0	0	2
Donnelly	2	0	0	0	0	Ewen	3	0	0	0	8
Tucker	2	0	0	0	2	Raglan	3	0	0	0	9
Halkidis	2	0	0	0	4	Sulter	3	0	0	0	9
Barrasso	3	0	0	0	2	(Bench)					2
Krupp	3	0	0	0	4						

GWG: Ruuttu, Sheppard, Napier
PPG: Johansson, Sheppard (2)
SHG: None

GWG: None
PPG: None
SHG: None

GOALTENDING

BUFFALO	GP	MIN	GA	EN	SO	AVG.	W	L	T
Barrasso	3	180	4	0	1	1.33	3	0	0

ST. LOUIS	GP	MIN	GA	EN	SO	AVG.	W	L	T
Millen	2	120	7	0	0	3.50	0	2	0
Wamsley	1	60	4	1	0	4.00	0	1	0

GOALS BY PERIOD	1	2	3	OT	TOT	SHOTS ON GOAL	1	2	3	OT	TOT
Buffalo	7	3	2		12	Buffalo	31	27	26		84
St. Louis	1	1	2		4	St. Louis	27	32	36		95



BUFFALO VS. TORONTO



1987-88 SUMMARY:

	GP	W	L	T	GF	GA	PTS	PIM
Buffalo	3	3	0	0	16	10	6	51
Toronto	3	0	3	0	10	16	0	65

AT BUFFALO

Nov. 15	Buffalo 5	Toronto 4
Feb. 5	Buffalo 5	Toronto 2

AT TORONTO

Jan. 2	Buffalo 6	Toronto 4
--------	-----------	-----------

INDIVIDUAL SCORING LEADERS

BUFFALO	GP	G	A	PTS	PIM	TORONTO	GP	G	A	PTS	PIM
Ruutu	3	2	3	5	4	Courtball	3	1	3	4	0
Foligno	3	3	1	4	0	Secord	3	3	0	3	23
Housley	3	3	1	4	2	Leaman	3	2	1	3	2
Andersson	2	1	3	4	0	Olczyk	3	1	1	2	2
Sheppard	3	3	0	3	0	Clark	1	0	2	2	0
Johansson	3	0	3	3	0	Ihnacak	2	0	2	2	2
Smith	3	2	0	2	4	Degray	2	1	0	1	0
Creighton	2	1	1	2	6	McKenna	2	1	0	1	2
Donnelly	2	0	2	2	2	Gill	2	1	0	1	4
Ruff	2	0	2	2	2	Allison	1	0	1	1	0
Arniel	3	0	2	2	0	Kotsopoulos	1	0	1	1	2
Krupp	2	1	0	1	7	Lanz	2	0	1	1	0
Priestlay	1	0	1	1	0	Fergus	2	0	1	1	4
Barrasso	2	0	1	1	0	Terrion	3	0	1	1	0
Maguire	3	0	1	1	2	Salming	3	0	1	1	2
Ramsey	3	0	1	1	4	Osborne	3	0	1	1	4
Anderson	1	0	0	0	0	Laxdal	1	0	0	0	0
Cloutier	1	0	0	0	0	Stothers	1	0	0	0	2
Dykstra	1	0	0	0	0	Fauss	1	0	0	0	4
Logan	1	0	0	0	0	Bester	2	0	0	0	0
Napier	1	0	0	0	0	Wregget	2	0	0	0	0
Reekie	1	0	0	0	0	Daoust	3	0	0	0	0
Halkidis	1	0	0	0	2	Semenko	3	0	0	0	0
Ludvig	1	0	0	0	6	Iafate	3	0	0	0	2
Andreychuk	3	0	0	0	2	Damphousse	3	0	0	0	4
Turgeon	3	0	0	0	2	Richardson	3	0	0	0	6
Hospodar	3	0	0	0	6						

GWG: Sheppard, Ruutu, Foligno
PPG: Housley, Smith, Foligno
SHG: Andersson

GWG: None
PPG: None
SHG: None

GOALTENDING

BUFFALO	GP	MIN	GA	EN	SO	AVG.	W	L	T	TORONTO	GP	MIN	GA	EN	SO	AVG.	W	L	T
Barrasso	2	120	6	0	0	3.00	2	0	0	Bester	2	95	7	0	0	4.42	0	2	0
Cloutier	1	60	4	0	0	4.00	1	0	0	Wregget	2	85	9	0	0	6.35	0	1	0

GOALS BY PERIOD	1	2	3	OT	TOT	SHOTS ON GOAL	1	2	3	OT	TOT
Buffalo	3	6	7		16	Buffalo	43	37	22		102
Toronto	4	4	2		10	Toronto	24	34	37		95



BUFFALO VS. VANCOUVER



1987-88 SUMMARY:

	GP	W	L	T	GF	GA	PTS	PIM
Buffalo	3	1	1	1	12	14	3	83
Vancouver	3	1	1	1	14	12	3	102

AT BUFFALO

Dec. 6	Vancouver 5	Buffalo 1
Mar. 13	Buffalo 7	Vancouver 5

AT VANCOUVER

Nov. 11	Buffalo 4	Vancouver 4
---------	-----------	-------------

INDIVIDUAL SCORING LEADERS

BUFFALO	GP	G	A	PTS	PIM	VANCOUVER	GP	G	A	PTS	PIM
Ruutu	3	3	3	6	0	Tanti	3	5	1	6	2
Sheppard	3	3	1	4	0	Sutter	3	3	2	5	0
Turgeon	3	0	4	4	0	Adams	3	1	2	3	0
Foligno	3	2	1	3	13	Saunders	2	0	3	3	0
Andreychuk	3	1	2	3	2	Lidster	3	0	3	3	9
Napier	3	0	2	2	0	Skriko	2	1	1	2	2
Donnelly	1	1	0	1	0	Tambellini	3	1	1	2	0
Maguire	1	1	0	1	2	Pederson	3	1	1	2	2
Gillies	1	1	0	1	7	Bradley	1	0	2	2	0
Parker	1	0	1	1	0	Sandlak	1	0	2	2	0
Tucker	1	0	1	1	0	Stanley	2	0	2	2	22
Priestlay	1	0	1	1	2	Hodgson	1	1	0	1	0
Johansson	2	0	1	1	0	Kidd	2	1	0	1	6
Ramsey	2	0	1	1	10	Huber	1	0	1	1	0
Ruff	3	0	1	1	5	Smyl	2	0	1	1	6
Krupp	3	0	1	1	2	Agnew	1	0	0	0	0
Housley	3	0	1	1	4	Bakovic	1	0	0	0	0
Andersson	1	0	0	0	0	Berry	1	0	0	0	0
Cyr	1	0	0	0	0	Caprice	1	0	0	0	0
Dunn	1	0	0	0	0	Lawless	1	0	0	0	0
Dykstra	1	0	0	0	0	McLean	1	0	0	0	0
Puppa	1	0	0	0	0	Melnyk	1	0	0	0	0
Arniel	1	0	0	0	2	Vilgrain	1	0	0	0	0
Creighton	2	0	0	0	0	Weeks	1	0	0	0	0
Logan	2	0	0	0	0	Rohlicek	1	0	0	0	2
Barrasso	2	0	0	0	2	Stern	1	0	0	0	7
Reekie	2	0	0	0	6	Richter	1	0	0	0	25
Hospodar	3	0	0	0	7	Coxe	2	0	0	0	0
Smith	3	0	0	0	17	Boyd	2	0	0	0	2
(Bench)					2	Benning	3	0	0	0	0
						Wickenheiser	3	0	0	0	0
						Butcher	3	0	0	0	15
						(Bench)					2

GWG: Foligno
PPG: Andreychuk, Foligno (2),
 Sheppard, Ruutu (2)
SHG: None

GWG: Tanti
PPG: Tanti (3), Sutter
SHG: Tambellini

GOALTENDING

BUFFALO	GP	MIN	GA	EN	SO	AVG.	W	L	T	VANCOUVER	GP	MIN	GA	EN	SO	AVG.	W	L	T
Puppa	1	65	4	0	0	3.69	0	1		Caprice	1	60	1	0	0	1.00	0	1	0
Barrasso	2	120	10	0	0	5.00	1	1		McLean	1	65	4	0	0	3.69	0	1	0
										Weeks	1	60	7	0	0	7.00	0	1	0

GOALS BY PERIOD	1	2	3	OT	TOT	SHOTS ON GOAL	1	2	3	OT	TOT
Buffalo	3	6	3		12	Buffalo	30	26	18		77
Vancouver	1	5	8		14	Vancouver	40	26	34		101



BUFFALO VS. WASHINGTON



1987-88 SUMMARY:

	GP	W	L	T	GF	GA	PTS	PIM
Buffalo	3	2	0	1	14	11	5	111
Washington	3	0	2	1	11	14	1	89

AT BUFFALO

Oct. 11	Buffalo 6	Washington 5
Nov. 20	Buffalo 5	Washington 3

AT WASHINGTON

Jan. 23	Buffalo 3	Washington 3
---------	-----------	--------------

INDIVIDUAL SCORING LEADERS

BUFFALO	GP	G	A	PTS	PIM	WASHINGTON	GP	G	A	PTS	PIM
Andreychuk	3	2	3	5	0	Christian	3	1	3	4	4
Johansson	3	0	5	5	0	Murphy	3	1	2	3	14
Tucker	2	2	1	3	0	Gartner	3	2	0	2	2
Foligno	3	2	1	3	0	Cavallini	2	1	1	2	4
Housley	3	1	2	3	0	Ridley	3	1	1	2	0
Turgeon	3	1	2	3	0	Galley	3	1	1	2	2
Ruutu	3	2	0	2	6	Stevens	3	1	1	2	4
Sheppard	2	1	1	2	2	Gustafsson	3	0	2	2	4
Arniel	3	1	1	2	5	Hunter	3	0	2	2	23
Ruff	3	1	1	2	7	Houlder	1	1	0	1	0
Krupp	3	0	2	2	4	Gould	2	1	0	1	0
Gillies	1	1	0	1	4	Pivonka	2	1	0	1	0
Halkidis	1	0	1	1	0	Sundstrom	3	0	1	1	0
Anderson	2	0	1	1	0	Corriveau	1	0	0	0	5
Smith	2	0	1	1	0	Smith	1	0	0	0	7
Dykstra	2	0	1	1	14	Hatcher	2	0	0	0	0
Creighton	3	0	1	1	8	Laughlin	2	0	0	0	0
Andersson	1	0	0	0	0	Franceschetti	2	0	0	0	4
Barrasso	1	0	0	0	0	Miller	3	0	0	0	0
Donnelly	1	0	0	0	0	Peeters	3	0	0	0	0
Puppa	1	0	0	0	0	Adams	3	0	0	0	4
Napier	1	0	0	0	2	Kastelic	3	0	0	0	4
Cloutier	1	0	0	0	7	Langway	3	0	0	0	6
Ludvig	1	0	0	0	7	(Bench)					2
Hospodar	1	0	0	0	8						
Ramsey	2	0	0	0	12						
Cyr	2	0	0	0	17						
Maguire	3	0	0	0	6						
(Bench)					2						

GWG: Gillies, Foligno
PPG: Housley, Ruutu, Sheppard, Andreychuk
SHG: None

GWG: None
PPG: Galley, Ridley, Murphy, Pivonka, Gartner
SHG: None

GOALTENDING

BUFFALO	GP	MIN	GA	EN	SO	AVG.	W	L	T	WASHINGTON	GP	MIN	GA	EN	SO	AVG.	W	L	T
Barrasso	1	65	3	0	0	2.77	0	1		Peeters	3	185	13	1	0	4.22	0	2	1
Puppa	1	60	3	0	0	3.00	1	0											
Cloutier	1	60	5	0	0	5.00	1	0											

GOALS BY PERIOD	1	2	3	OT	TOT
Buffalo	6	4	4	0	14
Washington	6	4	1	0	11

SHOTS ON GOAL	1	2	3	OT	TOT
Buffalo	26	29	31	2	88
Washington	31	37	19	2	89



BUFFALO VS. WINNIPEG



1987-88 SUMMARY:

	GP	W	L	T	GF	GA	PTS	PIM
Buffalo	3	1	1	1	14	14	3	99
Winnipeg	3	1	1	1	14	14	3	87

AT BUFFALO

Jan. 31	Buffalo 4	Winnipeg 4
Feb. 28	Buffalo 5	Winnipeg 3

AT WINNIPEG

Feb. 12	Winnipeg 7	Buffalo 5
---------	------------	-----------

INDIVIDUAL SCORING LEADERS

BUFFALO	GP	G	A	PTS	PIM	WINNIPEG	GP	G	A	PTS	PIM
Andreychuk	3	2	5	7	0	MacLean	3	3	3	6	4
Sheppard	3	2	2	4	2	Hawerchuk	3	2	4	6	4
Housley	3	1	3	4	0	McBain	3	1	3	4	0
Foligno	2	1	2	3	19	Ellett	2	0	3	3	2
Johansson	3	1	2	3	2	Smail	2	1	1	2	2
Tucker	2	2	0	2	0	Taglianetti	3	1	1	2	4
Arniel	3	1	1	2	0	Boschman	3	1	1	2	11
Ramsey	3	1	1	2	7	Carlyle	3	1	1	2	17
Creighton	1	0	2	2	6	Steen	3	0	2	2	6
Turgeon	2	0	2	2	2	Hamel	2	1	0	1	0
Hogue	1	1	0	1	0	Jones	2	1	0	1	2
Maguire	1	1	0	1	5	Duncan	2	1	0	1	6
Napier	2	1	0	1	4	Kumpel	3	1	0	1	4
Metcalfe	1	0	1	1	0	Gilhen	1	0	1	1	0
Ruutu	2	0	1	1	4	Marois	3	0	1	1	0
Donnelly	3	0	1	1	4	Neufeld	3	0	1	1	0
Ruff	3	0	1	1	12	Flichel	1	0	0	0	0
Cloutier	1	0	0	0	0	Penney	1	0	0	0	0
Priestley	1	0	0	0	0	Reddick	1	0	0	0	0
Gillies	1	0	0	0	2	Kyte	1	0	0	0	2
Hartman	1	0	0	0	5	Walters	1	0	0	0	4
Andersson	2	0	0	0	0	Berry	1	0	0	0	7
Barrasso	2	0	0	0	2	Rooney	1	0	0	0	7
Ludvig	2	0	0	0	15	Schofield	2	0	0	0	5
Krupp	3	0	0	0	0	Berthiaume	3	0	0	0	0
Smith	3	0	0	0	2	Olausson	3	0	0	0	0
Halkidis	3	0	0	0	6	Wilson	3	0	0	0	0

GWG: Hogue
PPG: Housley, Foligno, Andreychuk (2)
SHG: None

GWG: Smail
PPG: Carlyle, MacLean (2), Hawerchuk, McBain
SHG: None

GOALTENDING

BUFFALO	GP	MIN	GA	EN	SO	AVG.	W	L	T	WINNIPEG	GP	MIN	GA	EN	SO	AVG.	W	L	T
Cloutier	1	65	4	0	0	3.69	0	1		Penney	1	34	2	1	0	3.53	0	1	0
Barrasso	2	120	10	0	0	5.00	1	1		Berthiaume	3	100	6	0	0	3.60	0	0	0
										Reddick	1	51	5	0	0	5.88	1	0	0

GOALS BY PERIOD	1	2	3	OT	TOT
Buffalo	3	6	5	0	14
Winnipeg	0	10	4	0	14

SHOTS ON GOAL	1	2	3	OT	TOT
Buffalo	36	36	30	3	105
Winnipeg	31	37	37	2	107

THE LAST WIN

Boston:

Last Buffalo Win in Buffalo: March 6, 1988 (3-0)
Last Buffalo Win in Boston: March 19, 1988 (4-3)
Last Boston Win in Buffalo: March 20, 1988 (6-2)
Last Boston Win in Boston: January 16, 1988 (5-1)

Calgary:

Last Buffalo Win in Buffalo: November 10, 1985 (5-1)
Last Buffalo Win in Calgary: November 8, 1987 (6-3)
Last Calgary Win in Buffalo: December 13, 1987 (7-1)
Last Calgary Win in Calgary: March 12, 1988 (10-4)

Chicago:

Last Buffalo Win in Buffalo: November 1, 1987 (5-3)
Last Buffalo Win in Chicago: December 9, 1987 (6-2)
Last Chicago Win in Buffalo: January 24, 1986 (5-3)
Last Chicago Win in Chicago: February 14, 1988 (4-3 OT)

Detroit:

Last Buffalo Win in Buffalo: March 22, 1987 (3-2)
Last Buffalo Win in Detroit: December 23, 1987 (2-1)
Last Detroit Win in Buffalo: March 27, 1988 (5-3)
Last Detroit Win in Detroit: February 1, 1988 (4-0)

Edmonton:

Last Buffalo Win in Buffalo: January 18, 1987 (6-5 OT)
Last Buffalo Win in Edmonton: November 1, 1985 (2-0)
Last Edmonton Win in Buffalo: November 29, 1987 (5-2)
Last Edmonton Win in Edmonton: March 15, 1988 (6-4)

Hartford:

Last Buffalo Win in Buffalo: March 31, 1988 (3-2)
Last Buffalo Win in Hartford: February 27, 1988 (4-3)
Last Hartford Win in Buffalo: November 27, 1987 (4-2)
Last Hartford Win in Hartford: December 5, 1987 (2-1)

Los Angeles:

Last Buffalo Win in Buffalo: October 30, 1987 (5-1)
Last Buffalo Win in Los Angeles: November 4, 1987 (5-4)
Last Los Angeles Win in Buffalo: November 22, 1987 (8-5)
Last Los Angeles Win in Los Angeles: March 15, 1986 (5-3)

Minnesota:

Last Buffalo Win in Buffalo: October 27, 1985 (3-2)
Last Buffalo Win in Minnesota: March 9, 1988 (6-2)
Last Minnesota Win in Buffalo: November 13, 1987 (5-4)
Last Minnesota Win in Minnesota: January 20, 1987 (5-0)

Montreal:

Last Buffalo Win in Buffalo: October 23, 1987 (5-3)
Last Buffalo Win in Montreal: January 6, 1988 (6-5)
Last Montreal Win in Buffalo: January 27, 1988 (4-1)
Last Montreal Win in Montreal: April 2, 1988 (9-4)

New Jersey:

Last Buffalo Win in Buffalo: January 22, 1988 (7-3)
Last Buffalo Win in New Jersey: January 25, 1988 (5-2)
Last New Jersey Win in Buffalo: March 21, 1986 (6-3)
Last New Jersey Win in New Jersey: December 6, 1986 (4-3)

New York Islanders:

Last Buffalo Win in Buffalo: January 17, 1988 (5-2)
Last Buffalo Win in New York: February 14, 1987 (5-1)
Last Islanders' Win in New York: January 29, 1988 (5-2)
Last Islanders' Win in Buffalo: February 6, 1988 (6-4)

New York Rangers:

Last Buffalo Win in Buffalo: March 4, 1988 (6-3)
Last Buffalo Win in New York: March 22, 1988 (3-2)
Last Rangers' Win in Buffalo: February 24, 1987 (6-3)
Last Rangers' Win in New York: November 12, 1986 (2-1 OT)

Philadelphia:

Last Buffalo Win in Buffalo: December 23, 1986 (2-1)
Last Buffalo Win in Philadelphia: March 27, 1986 (1-0)
Last Philadelphia Win in Buffalo: February 19, 1988 (5-4)
Last Philadelphia Win in Philadelphia: January 14, 1988 (3-1)

Pittsburgh:

Last Buffalo Win in Buffalo: March 22, 1985 (3-1)
Last Buffalo Win in Pittsburgh: February 8, 1984 (6-5 OT)
Last Pittsburgh Win in Buffalo: October 17, 1986 (7-3)
Last Pittsburgh Win in Pittsburgh: October 24, 1987 (5-3)

Quebec:

Last Buffalo Win in Buffalo: January 3, 1988 (2-1)
Last Buffalo Win in Quebec: March 29, 1988 (3-1)
Last Quebec Win in Buffalo: February 21, 1988 (6-5)
Last Quebec Win in Quebec: December 29, 1987 (5-1)

St. Louis:

Last Buffalo Win in Buffalo: February 25, 1988 (5-2)
Last Buffalo Win in St. Louis: February 16, 1988 (3-0)
Last St. Louis Win in Buffalo: December 5, 1986 (6-5)
Last St. Louis Win in St. Louis: April 2, 1987 (5-3)

Toronto:

Last Buffalo Win in Buffalo: February 5, 1988 (5-2)
Last Buffalo Win in Toronto: January 2, 1988 (6-4)
Last Toronto Win in Buffalo: March 24, 1987 (6-5)
Last Toronto Win in Toronto: December 20, 1986 (5-4 OT)

Vancouver:

Last Buffalo Win in Buffalo: October 25, 1985 (5-4)
Last Buffalo Win in Vancouver: March 13, 1988 (7-5)
Last Vancouver Win in Buffalo: December 6, 1987 (5-1)
Last Vancouver Win in Vancouver: March 13, 1987 (6-4)

Washington:


Last Buffalo Win in Buffalo: November 20, 1987 (5-3)
Last Buffalo Win in Washington: January 24, 1987 (6-3)
Last Washington Win in Buffalo: January 23, 1987 (3-2)
Last Washington Win in Washington: November 17, 1984 (3-2)

Winnipeg:

Last Buffalo Win in Buffalo: February 28, 1988 (5-3)
Last Buffalo Win in Winnipeg: January 7, 1987 (4-2)
Last Winnipeg Win in Buffalo: January 2, 1987 (6-3)
Last Winnipeg Win in Winnipeg: February 12, 1988 (7-5)

WNYB-TV 4/9

Your Super Sports Station in Buffalo!



Home of the Sabres...
Home of the Bisons...



SABRES' ALL-TIME INDIVIDUAL SCORING REGULAR SEASON

Player and Seasons	GP	G	A	PTS	PIM	Unif. No.
Ron Anderson (71-72)	111	14	16	30	63	16
Shawn Anderson (87-88)	64	3	13	16	40	37
Mikael Andersson (86-88)	85	4	32	36	14	14
Paul Andrea (71)	47	11	21	32	4	21
Dave Andreychuk (83-88)	422	174	242	416	331	25,29
Scott Arniel (87-88)	136	28	37	65	120	9
Steve Atkinson (71-74)	255	49	47	96	96	19
Terry Ball (71-72)	12	0	1	1	6	21,28
Tom Barrasso (84-88)	256	0	14	14	161	30
Doug Barrie (71-72)	102	6	28	34	213	5
Mike Boland (79)	22	1	2	3	29	15
Ken Breitenbach (76-77,79)	68	1	13	14	49	23,26
Gary Bromley (74-76)	63	0	4	4	2	24,28,29
Paul Brydges (87)	15	2	2	4	6	16
Ron Busniak (73-74)	66	0	3	3	13	21,24
Mike Byers (72)	46	9	7	16	12	12
Larry Carriere (73-75,78)	206	9	43	52	284	5,23
Jacques Cloutier (82-83,85-88)	108	0	5	5	23	1,29
Real Cloutier (84-85)	82	24	36	60	25	8
Adam Creighton (84-88)	148	33	50	83	152	15,34,38
Roger Crozier (71-76)	202	0	3	3	22	1
Randy Cunneyworth (81-82)	21	2	4	6	47	7,19,23
Paul Cyr (83-88)	342	85	111	196	454	8,18
Joe Daley (71)	38	0	1	1	12	30
Mal Davis (83-86)	89	29	22	51	34	25,29
Butch Deadmarsh (71-73)	56	2	2	4	39	8, 9,16,24
Gerry Desjardins (75-78)	116	0	1	1	4	30
Mike Donnelly (88)	40	6	8	14	44	16
Dave Dryden (71-74)	120	0	2	2	4	28,30
Rick Dudley (73-75,79-81)	279	70	94	164	264	9,17
Dick Duff (71-72)	61	9	15	24	12	8,20
Richie Dunn (78-82,86-88)	323	27	104	131	233	3,21,29
Steve Dykstra (86-88)	128	5	23	28	378	4,42
Jeff Eatough (82)	1	0	0	0	0	19
Don Edwards (77-82)	307	0	11	11	32	1,29
Brian Engblom (86)	30	1	4	5	16	28
Chris Evans (72)	61	6	18	24	98	24
Rocky Farr (73-75)	19	0	0	0	0	28,30
Dave Fenyves (83-87)	148	2	27	29	87	8,31
Mark Ferner (87)	13	0	3	3	9	29
Ron Fischer (82-83)	18	0	7	7	6	6,23,28
Reg Fleming (71)	78	6	10	16	159	9
Lee Fogolin (75-79,87)	338	8	70	78	432	5,33
Mike Foligno (82-88)	497	201	212	413	1153	17
Jody Gage (86,88)	9	3	2	5	0	12,33
Paul Gardner (86)	2	0	0	0	0	28
Danny Gare (75-82)	503	267	233	500	686	18
Clark Gillies (87-88)	86	15	19	34	132	39,90
Jere Gillis (83)	3	0	0	0	0	25
John Gould (72-74,80)	92	14	12	26	13	17,21,23,24

<i>Player and Seasons</i>	<i>GP</i>	<i>G</i>	<i>A</i>	<i>PTS</i>	<i>PIM</i>	<i>Unif. No.</i>
Norm Gratton (73-75)	102	15	23	38	30	9,14
Jocelyn Guevremont (75-79)	326	38	130	168	189	3,22
Richard Hajdu (86-87)	5	0	0	0	4	8,28
Bill Hajt (74-87)	854	42	202	244	433	24
Bob Halkidis (85-88)	73	2	13	15	249	18,19
Gilles Hamel (82-86)	365	92	114	206	215	9,17,18
Al Hamilton (71-72)	145	6	58	64	176	6
Hugh Harris (73)	60	12	26	38	17	21
Paul Harrison (82)	6	0	0	0	2	30
Mike Hartman (87-88)	35	6	4	10	159	20
Alan Haworth (81-82)	106	37	38	75	64	14
Bob Hess (82)	33	0	8	8	14	23
Larry Hillman (72-73)	121	6	35	41	114	5
Jim Hofford (86-87)	17	0	0	0	45	3,33
Benoit Hogue (88)	3	1	1	2	0	33
Tim Horton (73-74)	124	1	22	23	109	2
Ed Hospodar (88)	42	0	1	1	98	24
Phil Housley (83-88)	456	131	276	407	307	6
Pat Hughes (86)	50	4	9	13	25	26
Billy Inglis (71)	14	0	1	1	6	8
Randy Ireland (79)	2	0	0	0	0	30
Jim Jackson (88)	5	2	0	2	0	8
Val James (82)	7	0	0	0	16	26,29,30
Calle Johansson (88)	71	4	38	42	37	3
Timo Jutila (85)	10	1	5	6	13	4
Larry Keenan (71-72)	66	9	20	29	8	21,26
Jerry Korab (74-80,84-85)	537	67	216	283	870	4,44
Jim Korn (87)	52	4	10	14	158	4,34
Joe Kowal (77-78)	22	0	5	5	13	27
Skip Krake (71)	74	4	5	9	68	12
Uwe Krupp (87-88)	101	3	13	16	174	4,40
Tom Kurvers (87)	55	6	17	23	24	28
Francois Lacombe (71)	1	0	1	1	2	19
Norm Lacombe (85-87)	84	12	18	30	46	32
Jean-Guy Lagace (71)	3	0	0	0	2	21
Yvon Lambert (82)	77	25	39	64	38	15
Chris Langevin (84,86)	22	3	1	4	22	15
Danny Lawson (72)	78	10	6	16	15	9
Real Lemieux (74)	11	1	1	2	4	16
Don Lever (86-87)	39	10	3	13	10	8,20
Bob Logan (87-88)	38	10	5	15	0	26
Jim Lorentz (72-78)	487	134	197	331	126	8
Don Luce (72-81)	766	216	310	526	304	14,20
Jan Ludvig (88)	13	1	6	7	65	36
Kevin Maguire (88)	46	4	6	10	162	19
Dave Maloney (85)	52	1	21	22	41	26
Don Marshall (71)	62	20	29	49	6	22
Rick Martin (72-81)	681	382	313	695	475	7, 8, 9
Terry Martin (76-79)	148	20	22	42	50	25

<i>Player and Seasons</i>	<i>GP</i>	<i>G</i>	<i>A</i>	<i>PTS</i>	<i>PIM</i>	<i>Unif. No.</i>
Gary McAdam (76-79,83)	227	40	45	85	76	12,15,32
Rob McClanahan (80-81)	66	5	17	22	38	15
Dale McCourt (82-84)	119	41	56	97	22	7
Brian McDonald (71)	12	0	0	0	29	20
Paul McIntosh (75-76)	47	0	2	2	66	3
Ray McKay (72-73)	40	0	3	3	18	22,24
Tony McKegney (79-83)	363	127	141	268	117	8
Sean McKenna (82-86)	237	56	53	109	120	12,19,23
Mike McMahan (71)	12	0	0	0	0	4
Peter McNab (74-76)	154	49	59	108	26	16,22,24
Bryan McSheffrey (75)	3	0	0	0	0	15
Don McSweeney (88)	5	0	1	1	6	32
Gerry Meehan (71-75)	306	94	114	208	60	15
Scott Metcalfe (88)	1	0	1	1	0	32
Larry Mickey (72-75)	117	20	14	34	65	12,21
Mike Moller (81-85)	127	13	27	40	41	9,14,29
Bob Mongrain (80-82,84-85)	70	11	11	22	12	8,25,32
Hap Myers (71)	13	0	0	0	6	25
Phil Myre (83)	5	0	0	0	2	33
Mark Napier (87-88)	62	15	13	28	8	65
Joe Noris (74)	18	0	0	0	2	23
Gates Orlando (85-87)	98	18	26	44	51	23
Kevin O'Shea (71-72)	93	10	13	23	52	18
Wilf Paiement (87)	56	20	17	37	108	27
Jeff Parker (87-88)	19	3	5	8	9	28,29
Steve Patrick (81-85)	152	21	34	55	125	26
Gil Perreault (71-87)	1191	512	814	1326	500	11
Brian Perry (71)	1	0	0	0	0	19,25
Brent Peterson (82-85)	265	43	63	106	180	20
Larry Playfair (79-86)	531	24	72	96	1278	27
Tracy Pratt (71-74)	210	2	39	41	399	3, 4
Ken Priestlay (87-88)	67	16	18	34	43	12
Daren Puppa (86-88)	27	0	1	1	6	31,35
Craig Ramsay (72-85)	1070	252	420	672	201	10,25
Mike Ramsey (80-88)	612	56	185	241	660	5,23
Wayne Ramsey (78)	2	0	0	0	0	32
Joe Reekie (86-88)	89	2	12	14	164	27,31
Mark Renaud (84)	10	1	3	4	6	4
Jacques Richard (76-77,79)	155	24	38	62	73	9
Bob Richer (73)	3	0	0	0	0	17
Rene Robert (72-79)	524	222	330	552	401	7,14,23
Geordie Robertson (83)	5	1	2	3	7	15
Mike Robitaille (72-75)	170	8	46	54	122	3
Doug Rombough (73-74)	51	8	9	17	27	22
Lindy Ruff (80-88)	545	96	172	26	1040	22
Phil Russell (86-87)	18	2	5	7	24	26
Christian Ruutu (87-88)	149	48	88	136	147	21
Bob Sauve (76-85)	246	0	9	9	20	28
Jean-Francois Sauve (81-83)	98	24	49	73	67	9,21
Andre Savard (77-83)	467	130	175	305	221	12

Player and Seasons	GP	G	A	PTS	PIM	Unif. No.
Cliff Schmaultz (71)	26	5	7	12	10	7
Ron Schock (78)	40	4	4	8	0	21
Jim Schoenfeld (73-82,85)	584	45	183	228	1025	6,13
Dave Schultz (79-80)	41	3	3	6	114	21
Ric Seiling (78-86)	664	176	200	376	524	16
Eddie Shack (71-72)	106	36	31	67	127	23
Ray Sheppard (88)	74	38	27	65	14	23
Al Smith (76-77)	21	0	0	0	0	31
Derek Smith (77-82)	244	65	98	163	38	16,17,19,26
Doug Smith (86-88)	162	35	54	89	296	15
Floyd Smith (71-72)	83	6	12	18	48	17
Brian Spencer (74-77)	240	42	72	114	206	21
Bill Stewart (78-79)	81	3	17	20	116	3
Fred Stanfield (75-78)	248	42	73	115	16	17,19
Kai Suikkanen (82-83)	2	0	0	0	0	20,23
Jean-Guy Talbot (71)	57	0	7	7	36	24
Paul Terbenche (71-74)	118	2	19	21	20	3,18,23
Alex Tidey (77-78)	3	0	0	0	0	19,26
Morris Titanic (75-76)	19	0	0	0	0	19
Doug Trapp (87)	2	0	0	0	0	19
John Tucker (84-88)	259	101	118	219	105	7
Pierre Turgeon (88)	76	14	28	42	34	77
John Van Boxmeer (80-83)	294	49	166	215	239	4,5
Claude Verret (84-85)	14	2	5	7	2	21
Hannu Virta (82-86)	245	25	101	126	66	3,23
Jim Walsh (82)	4	0	1	1	4	28
Jim Watson (71-72)	144	4	15	19	248	2
Jim Wiemer (84-85)	74	8	17	25	52	19
Randy Wyrozub (71-74)	100	8	10	18	10	14,16,24,26
Rod Zaine (72)	24	2	1	3	4	14,22

Any player who took part in at least one Sabres' regular season game in his career is listed. The 1970-71 season is labeled 71, the 1971-72 season is labeled, 72, etc. Five players dressed but never played a game for Buffalo: Tim Regan (74), Jim Weaver (79), Jari Paavola (82), Mike Craig (85) and Kenton Rein (88). Michel Deziel is the only Sabre to have played in a playoff game without participating in a regular season game.

SABRE FACT

The Sabres lost 390 man-games to injury in 1987-88, the highest total in recent club history. The yearly totals are as follows:

1987-88 - 390	1982-83 - 123	1979-80 - 45
1986-87 - 192	1983-84 - 145	1978-79 - 187
1985-86 - 279	1981-82 - 108	1977-78 - 233
1984-85 - 155	1980-81 - 160	1976-77 - 93

ALL-TIME GOALTENDERS' STATISTICS

GOALIE	GP	MINS	GA	SO	AVG.	W	L	T
Gerry Desjardins	116	6802	319	5	2.81	66	30	18
Don Edwards	307	17969	869	14	2.90	156	83	61
Dave Dryden	120	6440	328	5	3.06	43	45	20
Bob Sauve	246	14063	752	7	3.20	113	76	39
Gary Bromley	63	2334	184	4	3.20	29	17	14
Tom Barrasso	256	14918	800	13	3.22	122	95	28
Roger Crozier	202	10980	591	10	3.23	74	76	29
Al Smith	21	1105	62	0	3.37	9	6	2
Rocky Farr	19	722	42	0	3.49	2	6	8
Paul Harrison	6	229	14	0	3.67	2	1	1
Joe Daley	38	2073	128	1	3.70	12	16	8
Jacques Cloutier	108	5656	351	1	3.72	35	44	15
Daren Puppa	27	1460	95	1	3.90	11	12	2
Phil Myre	5	300	21	0	4.20	3	2	0
Randy Ireland	2	30	3	0	6.00	0	0	0

YEARLY LEADERS

YEAR	GOALS	ASSISTS	POINTS
1970-71	Perreault (38)	Goyette (46)	Perreault (72)
1971-72	Martin (44)	Perreault (48)	Martin & Perreault (74)
1972-73	Robert (40)	Perreault (60)	Perreault (88)
1973-74	Martin (52)	Robert (44)	Martin (86)
1974-75	Martin (52)	Robert (60)	Robert (100)
1975-76	Gare (50)	Perreault (69)	Perreault (113)
1976-77	Perreault (39)	Perreault (56)	Perreault (95)
1977-78	Perreault (41)	Perreault & Robert (48)	Perreault (89)
1978-79	Martin (32)	Perreault (58)	Perreault (85)
1979-80	Gare (56)	Perreault (66)	Perreault (106)
1980-81	Gare (46)	Van Boxmeer (51)	Gare (85)
1981-82	Perreault (31)	Van Boxmeer (54)	Perreault (73)
1982-83	McKegney (36)	Housley (47)	Perreault (76)
1983-84	Andreychuk (38)	Perreault (59)	Perreault (90)
1984-85	Andreychuk (31)	Perreault (53)	Perreault (83)
1985-86	Foligno (41)	Andreychuk (51)	Andreychuk (87)
1986-87	Foligno (30)	Andreychuk (48)	Andreychuk (73)
1987-88	Sheppard (38)	Andreychuk (45)	Andreychuk (78)

YEAR	PENALTY MINUTES	PLUS-MINUS	GOALS-AGAINST AVE.
1970-71	Pratt (179)	Atkinson (+1)	Crozier (3.69)
1971-72	Hamilton (105)	Ramsay (+5)	Crozier (3.51)
1972-73	Schoenfeld (178)	Robert (+16)	Dryden (2.65)
1973-74	Carriere (103)	Ramsay (+17)	Dryden (2.97)
1974-75	Korab & Schoenfeld (184)	Luce (+61)	Bromley (3.10)
1975-76	Gare (129)	Guevremont (+47)	Desjardins (2.95)
1976-77	Korab (120)	Hajt (+39)	Edwards (2.51)
1977-78	Korab (119)	Hajt (+36)	Edwards (2.64)
1978-79	Korab (104)	Ramsay (+21)	Edwards (3.02)
1979-80	Playfair (145)	Schoenfeld (+60)	Sauve (2.36)
1980-81	Playfair (169)	Ramsay (+39)	Edwards (2.96)
1981-82	Playfair (258)	Van Boxmeer (+23)	Edwards (3.51)
1982-83	Playfair (180)	Ramsay (+19)	Sauve (3.45)
1983-84	Playfair (209)	Foligno (+32)	Barrasso (2.84)
1984-85	Playfair (157)	Hajt (+32)	Barrasso (2.66)
1985-86	Foligno (168)	Foligno (+25)	Barrasso (3.61)
1986-87	Dykstra (179)	Foligno (+13)	Barrasso (3.65)
1987-88	Foligno (220)	Johansson (+12)	Barrasso (3.31)

SABRES' DRAFT SELECTIONS - 1970-1988

1988	RD	NO.	AMATEUR TEAM
Savage, Joel	1	14	Victoria
Loewen, Darcy	3	55	Spokane
Carney, Keith	4	76	Mt. St. Charles H.S.
Mogilny, Alexander	5	89	ZSKA Moscow
Ray, Robert	5	97	Cornwall
Di Vita, David	6	106	Lake Superior St.
McLaughlin, Mike	6	118	Choate
Griffith, Mike	7	139	Ottawa
Ruoho, Daniel	8	160	Madison Memorial H.S.
Flaherty, Wade	9	181	Victoria
Nieman, Thomas	11	223	Choate
Wallwork, Robert	12	244	Miami (Ohio)
Davies, Clarke	S3	18	Ferris State

1987	RD	NO.	AMATEUR TEAM
Turgeon, Pierre	1	5	Granby
Miller, Brad	2	22	Regina
MacVicar, Andrew	3	53	Peterborough
Bradley, John	4	84	New Hampton H.S.
Pergola, David	5	85	Belmont Hill H.S.
Marshall, Chris	6	106	Boston College H.S.
Flanigan, Paul	7	127	New Hampton H.S.
Dooley, Sean	8	148	Groton
Roberts, Tim	8	153	Deerfield Academy
Tkachuk, Grant	9	169	Saskatoon
Herbers, Ian	10	190	Swift Current
Littman, David	11	211	Boston College
MacIssac, Allan	12	232	Guelph
Snuggerud, Dave	S1	1	Univ. of Minnesota
DeCarle, Mike	S2	6	Lake Superior St.

1986	RD	NO.	AMATEUR TEAM
Anderson, Shawn	1	5	Team Canada
Brown, Greg	2	26	St. Marks H.S.
Corkum, Bob	3	47	Univ. of Maine
Kerr, Kevin	3	56	Windsor
Baseggio, David	4	68	Yale Univ.
Rooney, Larry	5	89	Thayer
Baldris, Miguel	6	110	Shawinigan
Hartman, Mike	7	131	North Bay
Guay, Francois	8	152	Laval
Whitham, Shawn	9	173	Providence
Rein, Kenton	10	194	Prince Albert
Arndt, Troy	11	215	Portland
Capello, Jeff	S1	5	Univ. of Vermont
Cullen, John	S2	10	Boston Univ.

1985	RD	NO.	AMATEUR TEAM
Johansson, Calle	1	14	Vastra Frolunda (Sweden)
Hogue, Benoit	2	35	St. Jean
Gretzky, Keith	3	56	Windsor
Moylan, Dave	4	77	Sudbury
Priestlay, Ken	5	98	Victoria
Reekie, Joe	6	119	Cornwall
Matikainen, Petri	7	140	Sapko (Finland)
Kaese, Trent	8	161	Lethbridge
Sejba, Jiri	9	182	Dukla Jihlava (Czech.)
Sutton, Boyd	10	203	Stratford
Larose, Guy	11	224	Guelph
Baumgartner, Ken	12	245	Prince Albert

1984	RD	NO.	AMATEUR TEAM
Andersson, Mikael	1	18	Vastra Frolunda (Sweden)
Trapp, Doug	2	39	Regina
Sheppard, Ray	3	60	Cornwall
Halkidis, Bob	4	81	London
Rampton, Joey	5	102	Sault Ste. Marie
Gasseau, James	6	123	Drummondville
Wakaluk, Darcy	7	144	Kelowna
Stamert, Orwar	8	165	Djurgardens (Sweden)
McKinnon, Brian	10	207	Ottawa
Delcourt, Grant	11	228	Kelowna
Baker, Sean	12	249	Seattle

1983	RD	NO.	AMATEUR TEAM
Barrasso, Tom	1	5	Acton-Boxboro H.S.
Lacombe, Normand	1	10	Univ. of New Hampshire
Creighton, Adam	1	11	Ottawa
Tucker, John	2	31	Kitchener
Hajdu, Richard	2	34	Kamloops
Puppa, Daren	4	74	Kirkland Lake Intermediates
Meyer, Jayson	5	94	Regina
Hofford, James	6	114	Windsor
Ruutu, Christian	7	134	IFK, Helsinki (Finland)
McSween, Don	8	154	Redford (Mich.) Royals
Hoover, Tim	9	174	Sault Ste. Marie
Ferner, Mark	10	194	Kamloops
Krupp, Uwe	11	214	Kolner (W. Germany)
Hamelin, Marc	12	234	Shawinigan
Salfi, Kermit	12	235	Northwood Prep H.S.

1982	RD	NO.	AMATEUR TEAM
Housley, Phil	1	6	S. St. Paul H.S.
Cyr, Paul	1	9	Victoria
Andreychuk, Dave	1	16	Oshawa
Anderson, Mike	2	26	N. St. Paul H.S.
Johansson, Jens	2	30	Pitea (Sweden)
Jutila, Timo	4	68	Tappara (Finland)
Hamilton, Jeff	4	79	Providence College
Logan, Bob	5	100	West Island
Parker, Jeff	6	111	Mariner H.S.
Gustavsson, Jacob	6	121	Almtuna (Sweden)
Bishop, Alan	7	142	Niagara Falls
Verret, Claude	8	163	Three Rivers
Norman, Rob	9	184	Cornwall
Craig, Mike	10	205	Billings
Plankers, Jim	11	226	Cloquet H.S.

1981	RD	NO.	AMATEUR TEAM
Dudacek, Jiri	1	17	Czechoslovakia
Virta, Hannu	2	38	T.P.S. (Finland)
Aldred, Jim	3	59	Kingston
Chisholm, Colin	3	60	Calgary
Eatough, Jeff	4	80	Cornwall
Wikberg, Anders	4	83	Timra (Sweden)
Eivola, Mauri	5	101	T.P.S. (Finland)
Butorac, Ali	6	122	Ottawa
Leime, Heikki	7	143	T.P.S. (Finland)
Orlando, Gates	8	164	Providence College
Sebek, Venci	9	185	Niagara Falls
Harper, Warren	10	206	Prince Albert

1980	RD	NO.	AMATEUR TEAM
Patrick, Steve	1	20	Brandon
Moller, Mike	2	41	Lethbridge
McKenna, Sean	3	56	Sherbrooke
North, Jay	3	62	Jefferson H.S.
Wiemer, Jim	4	83	Peterborough
Rueter, Dirk	5	104	Sault Ste. Marie
Naud, Daniel	6	125	Sorel
Paavola, Jari	7	146	T.P.S. (Finland)
Cunneyworth, Randy	8	167	Ottawa
Beckon, Dave	9	188	Peterborough
Bader, John	10	209	Irondale H.S.

1979	RD	NO.	AMATEUR TEAM
Ramsey, Mike	1	11	Univ. of Minnesota
Ruff, Lindy	2	32	Lethbridge
Robinson, Mark	3	53	Victoria
Cloutier, Jacques	3	55	Three Rivers
Hamel, Gilles	4	74	Laval
Haworth, Alan	5	95	Sherbrooke
Knickle, Rick	6	116	Brandon

1978	RD	NO.	AMATEUR TEAM
Playfair, Larry	1	13	Portland
McKegney, Tony	2	32	Kingston
McClanahan, Rob	3	49	Univ. of Minnesota
Gazdic, Mike	4	66	Sudbury
Ireland, Randy	5	82	Portland
McGregor, Cam	6	99	Cornwall
Eastman, Dan	7	116	London
Strobel, Eric	8	133	Univ. of Minnesota
O'Sullivan, Eugene	9	150	Calgary

1977	RD	NO.	AMATEUR TEAM
Seiling, Ric	1	14	St. Catharines
Areschenkoff, Ron	2	32	Medicine Hat
Stewart, Bill	4	68	Niagara Falls
Sirois, Richard	5	86	Laval
Ramsey, Wayne	6	104	Brandon

1976	RD	NO.	AMATEUR TEAM
Kowal, Joe	2	33	Hamilton
Maze, Henry	4	69	Edmonton
Roscoe, Ron	5	87	Hamilton
Lemieux, Don	6	105	Three Rivers

1975	RD	NO.	AMATEUR TEAM
Sauve, Bob	1	17	Laval
Breitenbach, Ken	2	35	St. Catharines
Martin, Terry	3	44	London
McAdam, Gary	3	53	St. Catharines
Neeld, Greg	4	71	Calgary
Edwards, Don	5	89	Kitchener
Minor, Jim	6	107	Regina
Rowe, Grant	7	125	Ottawa
Tidey, Alex	8	143	Lethbridge
Whitby, Andy	9	159	Oshawa
Moher, Len	10	174	Notre Dame

1974	RD	NO.	AMATEUR TEAM
Fogolin, Lee	1	11	Oshawa
Gare, Danny	2	29	Calgary
Deziel, Michel	3	47	Sorel
McIntosh, Paul	4	65	Peterborough
Lariviere, Gary	5	83	St. Catharines
Given, David	6	101	Brown Univ.
Noreau, Bernard	7	119	Laval
Constantin, Charles	8	136	Quebec
Jodzio, Rick	9	153	Hamilton
Smith, Derek	10	168	Ottawa
Tsujimoto, Taro	11	183	Tokyo Katanas
Geoffrion, Bob	12	196	Cornwall

1973	RD	NO.	AMATEUR TEAM
Titanic, Morris	1	12	Sudbury
Landry, Jean	2	28	Quebec
Deschamps, Andre	3	44	Quebec
Dupuis, Yvon	4	60	Quebec
Smulders, Bob	5	76	Peterborough
Korzack, Neil	6	92	Peterborough
Young, Bob	7	108	Univ. of Denver
O'Connell, Tim	8	124	Univ. of Vermont

1972	RD	NO.	AMATEUR TEAM
Schoenfeld, Jim	1	5	Niagara Falls
Carriere, Larry	2	25	Loyola Univ. (Montreal)
McMasters, Jim	3	37	Calgary
Campeau, Richard	4	53	Sorel
Gratton, Gilles	5	69	Oshawa
McNab, Peter	6	85	Univ. of Denver

1971	RD	NO.	AMATEUR TEAM
Martin, Richard	1	5	Montreal
Ramsay, Craig	2	19	Peterborough
Hajt, Bill	3	33	Saskatoon
Richer, Robert	4	47	Three Rivers
Warr, Steve	5	61	Clarkson
Duguay, Pierre	6	75	Quebec

1970	RD	NO.	AMATEUR TEAM
Perreault, Gil	1	1	Montreal
Deadmarsh, Butch	2	15	Brandon
Cuddie, Steve	3	29	Toronto
Wyrozub, Randy	4	43	Edmonton
Morton, Mike	5	57	Shawinigan
Keeler, Tim	6	71	Niagara Falls
Regan, Tim	7	84	Boston Univ.
Rombough, Doug	8	97	St. Catharines
Nadeau, Luc	9	107	Drummondville

S in round number refers to the supplemental draft.

ALL-TIME UNIFORM NUMBERS

- 1 Jacques Cloutier, Don Edwards, Roger Crozier.
- 2 Tim Horton, Jim Watson.
- 3 Calle Johansson, Jim Hofford, Richie Dunn, Hannu Virta, Bill Stewart, Paul McIntosh, Jocelyn Guevremont, Mike Robitaille, Paul Terbenche, Tracy Pratt.
- 4 Uwe Krupp, Steve Dykstra, Jim Korn, Jerry Korab, Timo Jutila, Mark Renaud, John Van Boxmeer, Tracy Pratt, Mike McMahon.
- 5 Mike Ramsey, John Van Boxmeer, Lee Fogolin, Larry Carriere, Larry Hillman, Doug Barrie.
- 6 Phil Housley, Ron Fischer, Jim Schoenfeld, Al Hamilton.
- 7 John Tucker, Dale McCourt, Randy Cunneynworth, Rick Martin, Rene Robert, Cliff Schmutz.
- 8 Jim Jackson, Paul Cyr, Richard Hajdu, Don Lever, Dave Fenyves, Bob Mongrain, Real Cloutier, Tony McKegey, Jim Lorentz, Rick Martin, Dick Duff, Butch Deadmarsh, Bill Inglis.
- 9 Scott Arniel, Gilles Hamel, Mike Moller, J.F. Sauve, Rick Dudley, Jacques Richard, Norm Gratton, Rick Martin, Butch Deadmarsh, Danny Lawson, Reggie Fleming.
- 10 Craig Ramsay, Phil Goyette.
- 11 Gil Perreault.
- 12 Ken Priestlay, Jody Gage, Sean McKenna, Andre Savard, Gary McAdam, Larry Mickey, Mike Byers, Skip Krake.
- 13 Jim Schoenfeld.
- 14 Mikael Andersson, Mike Moller, Alan Haworth, Rene Robert, Norm Gratton, Don Luce, Rod Zaine, Randy Wyrozub.
- 15 Doug Smith, Chris Langevin, Adam Creighton, Geordie Robertson, Yvon Lambert, Bob McClanahan, Mike Boland, Gary McAdam, Michel Deziel, Bryan McShelley, Gerry Meenan.
- 16 Mike Donnelly, Paul Brydges, Ric Seiling, Derek Smith, Peter McNab, Real Lemieux, Randy Wyrozub, Ron Anderson, Butch Deadmarsh.
- 17 Mike Foligno, Gilles Hamel, John Gould, Rick Dudley, Derek Smith, Fred Stanfield, Bob Richer, Floyd Smith.
- 18 Bob Halkidis, Paul Cyr, Gilles Hamel, Danny Gare, Paul Terbenche, Kevin O'Shea.
- 19 Kevin Maguire, Doug Trapp, Bob Halkidis, Jim Wiemer, Sean McKenna, Jeff Eatough, Randy Cunneynworth, Derek Smith, Alex Tidey, Morris Titanic, Fred Stanfield, Steve Atkinson, Francois Lacombe, Brian Perry.
- 20 Mike Hartman, Don Lever, Brent Peterson, Kai Suikkanen, Don Luce, Dick Duff, Brian McDonald.
- 21 Christian Ruuttu, Richie Dunn, Claude Verret, J.F. Sauve, Dave Schultz, Ron Schock, Brian Spencer, Ron Busniuk, John Gould, Hugh Harris, Terry Ball, Larry Mickey, Larry Keenan, Paul Andrea, Jean-Guy Lagace.
- 22 Lindy Ruff, Jocelyn Guevremont, Peter McNab, Doug Rombough, Ray McKay, Rod Zaine, Don Marshall.
- 23 Ray Sheppard, Gates Orlando, Kai Suikkanen, Ron Fischer, Hannu Virta, Sean McKenna, Bob Hess, Randy Cunneynworth, Mike Ramsey, Ken Breitenbach, Larry Carriere, Joe Noris, Eddie Shack, John Gould, Rene Robert, Paul Terbenche.
- 24 Ed Hospodar, Bill Hajt, Gary Bromley, Peter McNab, Randy Wyrozub, John Gould, Ron Buzniuk, Chris Evans, Ray McKay, Jean-Guy Talbot, Butch Deadmarsh.
- 25 Dave Andreychuk, Mal Davis, Jere Gillis, Bob Mongrain, Terry Martin, Craig Ramsay, Hap Myers, Brian Perry.
- 26 Bob Logan, Phil Russell, Pat Hughes, Dave Maloney, Steve Patrick, Val James, Ken Breitenbach, Alex Tidey, Derek Smith, Randy Wyrozub, Larry Keenan.
- 27 Joe Reekie, Wilf Paiement, Larry Playfair, Joe Kowal, Tim Regan.
- 28 Jeff Parker, Tom Kurvers, Brian Engblom, Richard Hajdu, Paul Gardner, Bob Sauve, Ron Fischer, Jim Walsh, Gary Bromley, Rocky Farr, Dave Dryden, Terry Ball.
- 29 Richie Dunn, Mark Ferner, Jeff Parker, Mal Davis, Dave Andreychuk, Jacques Cloutier, Val James, Mike Moller, Don Edwards, Gary Bromley.
- 30 Tom Barrasso, Paul Harrison, Jari Paavola, Val James, Randy Ireland, Gerry Desjardins, Rocky Farr, Dave Dryden, Joe Daley.
- 31 Daren Puppa, Joe Reekie, Dave Fenyves, Jim Weaver, Al Smith.
- 32 Scott Metcalfe, Don McSween, Norm Lacombe, Bob Mongrain, Gary McAdam, Wayne Ramsey.
- 33 Benoit Hogue, Jody Gage, Lee Fogolin, Jim Hofford, Phil Myre.
- 34 Kenton Rein, Jim Korn, Adam Creighton.
- 35 Daren Puppa, Mike Craig.
- 36 Jan Ludvig.
- 37 Shawn Anderson.
- 38 Adam Creighton.
- 39 Clark Gillies.
- 40 Uwe Krupp.
- 42 Steve Dykstra.
- 44 Jerry Korab.
- 65 Mark Napier.
- 77 Pierre Turgeon.
- 90 Clark Gillies.

AWARDS WON BY SABRES

- 1987-88** **Selected to NHL's Wales Conference Team for All-Star Game:** Christian Ruuttu
Selected as the NHL's Player of the Month: Tom Barrasso (January, 1988)
Selected as the NHL's Rookie of the Month: Ray Sheppard (February, 1988)
- 1986-87** **Selected to NHL's All-Star Team for Rendez-Vous '87:** Mike Ramsey
- 1985-86** **Selected to NHL's Wales Conference Team in All-Star Game:** Mike Ramsey
- 1984-85** **Selke Award:** Craig Ramsay
Jennings Trophy: Tom Barrasso and Bob Sauve
Official NHL Second Team All-Star Goaltender: Tom Barrasso
Selected to NHL's Wales Conference Team in All-Star Game: Tom Barrasso (30 MIN, 2 GA), Bill Hajt (did not play due to injury), Mike Ramsey
- 1983-84** **Vezina Trophy:** Tom Barrasso
Calder Trophy: Tom Barrasso
Official NHL All-Star First Team Goaltender: Tom Barrasso
Elected to Hall of Fame: Punch Imlach
Official NHL All-Rookie Team Goaltender: Tom Barrasso
Selected to NHL's Wales Conference Team in All-Star Game: Gil Perreault, Phil Housley (one assist)
- 1982-83** **Official NHL All-Rookie Team Defenseman:** Phil Housley
Selected to NHL's Wales Conference Team in All-Star Game: Mike Ramsey
- 1981-82** **Selected to NHL's Wales Conference Team in All-Star Game:** John Van Boxmeer (did not play due to injury), Mike Ramsey
- 1980-81** **Selected to NHL's Wales Conference Team in All-Star Game:** Danny Gare, Bill Hajt (did not play due to injury)
Coach of the NHL's Wales Conference Team in All-Star Game: Scott Bowman
- 1979-80** **Vezina Trophy:** Don Edwards and Bob Sauve
Official NHL All-Star Second Team Goaltender: Don Edwards
Official NHL All-Star Second Team Defenseman: Jim Schoenfeld
Official NHL All-Star Second Team Right Wing: Danny Gare
Selected to NHL's Wales Conference Team in All-Star Game: Gil Perreault (one assist), Danny Gare, Jim Schoenfeld, Don Edwards
- 1978-79** **Selected to NHL Challenge Cup All-Star Team:** Gil Perreault (one goal, one assist), Jim Schoenfeld
- 1977-78** **Official NHL All-Star Second Team Goaltender:** Don Edwards
Elected to NHL Hall of Fame: Marcel Pronovost
Selected to NHL's Wales Conference Team in All-Star Game: Gil Perreault (one goal), Rick Martin (game-winning goal in overtime)
- 1976-77** **Official NHL All-Star Second Team Left Winger:** Rick Martin
Official NHL All-Star Second Team Center: Gil Perreault
Elected to NHL Hall of Fame: Tim Horton
Charlie Conacher Memorial Trophy: Jim Lorentz
Selected to NHL's Wales Conference Team in All-Star Game: Gerry Desjardins (29 MIN, 2 GA), Gil Perreault (one assist), Rick Martin (two goals), Jim Schoenfeld
- 1975-76** **Most Valuable Player in All-Star Game:** Rick Martin
Official NHL All-Star Second Team Left Winger: Rick Martin
Official NHL All-Star Second Team Center: Gil Perreault
Selected to NHL's Wales Conference Team in All-Star Game: Rick Martin (one goal, two assists), Jerry Korab, Craig Ramsay
- 1974-75** **Coach of the NHL's Wales Conference Team in All-Star Game:** Floyd Smith
Official NHL All-Star First Team Left Winger: Rick Martin
Official NHL All-Star Second Team Right Winger: Rene Robert
Bill Masterton Trophy: Don Luce
Selected to NHL's Wales Conference Team in All-Star Game: Rick Martin (one assist), Rene Robert, Gil Perreault, Jerry Korab, Don Luce (one goal)
- 1973-74** **Official NHL All-Star First Team Left Winger:** Rick Martin
Selected to NHL's East Division Team in All-Star Game: Rick Martin, Dave Dryden (30 MIN, 5 GA), Gil Perreault
- 1972-73** **Lady Byng Trophy:** Gil Perreault
Selected to NHL's East Division Team in All-Star Game: Rick Martin, Rene Robert (one goal)
- 1971-72** **Selected to NHL's East Division Team in All-Star Game:** Rick Martin, Gil Perreault
- 1970-71** **Calder Trophy:** Gil Perreault
Selected to NHL's East Division Team in All-Star Game: Gil Perreault

OTHER AWARDS

Frank Eddolls Memorial Trophy - Named in honor of the former Buffalo Bisons' coach and NHL defenseman. It is presented to the most popular player as selected by the members of the Buffalo Sabres' Booster Club.

1987-88 - Mike Foligno	1981-82 - Jean Francois Sauve	1975-76 - Danny Gare
1986-87 - Mike Foligno	1980-81 - Danny Gare	1974-75 - Craig Ramsay
1985-86 - Mike Foligno	1979-80 - Derek Smith	1973-74 - Rick Martin
1984-85 - Mike Foligno	1978-79 - Craig Ramsay	1972-73 - Gil Perreault
1983-84 - Mike Ramsey	1977-78 - Don Edwards	1971-72 - Gil Perreault
1982-83 - Mike Ramsey	1976-77 - Andre Savard	1970-71 - Gil Perreault

Wayne Larkin Memorial Trophy - Named in honor of the former Buffalo Bisons' winger. It is presented to the most valuable player as voted by his teammates.

1987-88 - Tom Barrasso	1981-82 - Don Edwards	1975-76 - Danny Gare
1986-87 - Mike Ramsey	1980-81 - Danny Gare	1974-75 - Rene Robert
1985-86 - Mike Foligno	1979-80 - Danny Gare	1973-74 - Rick Martin
1984-85 - Tom Barrasso	1978-79 - Craig Ramsay	1972-73 - Tim Horton
1983-84 - Gil Perreault	1977-78 - Don Edwards	1971-72 - Roger Crozier
1982-83 - Mike Ramsey	1976-77 - Gerry Desjardins	1970-71 - Gil Perreault

Tim Horton Memorial Award - Named in honor of the late Sabres' defenseman. It is presented to the player whose performance is far superior to the public recognition he has received, and it is based on a vote of the Booster Club Board of Directors' and members of the local sports media. (Known as the *Unsung Hero Award* before 1975)

1987-88 - Scott Arniel	1981-82 - Mike Ramsey	1975-76 - Brian Spencer
1986-87 - Scott Arniel	1980-81 - Andre Savard	1974-75 - Bill Hajt
1985-86 - Mike Ramsey	1979-80 - Bill Hajt	1973-74 - Craig Ramsay
1984-85 - Dave Fenyves	1978-79 - Ric Seiling	1972-73 - Jim Lorentz
1983-84 - Ric Seiling	1977-78 - Gary McAdam	1971-72 - Don Luce
1982-83 - Brent Peterson	1976-77 - Jim Lorentz	1970-71 - Gerry Meehan

Fred T. Hunt Memorial Trophy - Named in honor of the late Buffalo Sabres' Assistant General Manager and former player, coach and general manager of the Buffalo Bisons. It is presented to the outstanding rookie as selected by the Booster Club Board of Directors and members of the local sports media.

1987-88 - Ray Sheppard	1983-84 - Tom Barrasso	1979-80 - Lindy Ruff
1986-87 - Christian Ruuttu	1982-83 - Phil Housley	1978-79 - Bill Stewart
1985-86 - Steve Dykstra	1981-82 - Jean Francois Sauve	1977-78 - Don Edwards
1984-85 - John Tucker	1980-81 - Alan Haworth	

The Star of Stars Trophy - Presented to the player with the most consistent performance in home games as reflected in the Three Star selections.

1987-88 - Tom Barrasso	1982-83 - Phil Housley	1976-77 - Gil Perreault
1986-87 - Mike Foligno & Phil Housley	1981-82 - Ric Seiling	1975-76 - Craig Ramsay
1985-86 - Mike Foligno	1980-81 - Danny Gare	1974-75 - Rene Robert
1984-85 - Gil Perreault	1979-80 - Gil Perreault	1973-74 - Rick Martin
1983-84 - Gil Perreault	1978-79 - Rick Martin	1972-73 - Gil Perreault
	1977-78 - Don Edwards	1971-72 - Roger Crozier

The Punch Imlach Memorial Award - Named after the late General Manager and Coach of the Sabres. It is presented to the player who displays dedication and leadership in the winning tradition which Punch Imlach brought to the Sabres' organization and to professional hockey.

1987-88 - Mike Ramsey

SABRES' CAREER LEADERS

Games Played

	Tot.
Gil Perreault	1191
Craig Ramsay	1070
Bill Hajt	854
Don Luce	766
Rick Martin	681
Ric Seiling	664
Jim Schoenfeld	584
Mike Ramsey	549
Jerry Korab	537
Larry Playfair	531

Goals

	Tot.
Gil Perreault	512
Rick Martin	382
Danny Gare	267
Craig Ramsay	252
Rene Robert	222
Don Luce	216
Ric Seiling	176
Mike Foligno	172
Dave Andreychuk	144
Jim Lorentz	134

Assists

	Tot.
Gil Perreault	814
Craig Ramsay	420
Rene Robert	330
Rick Martin	313
Don Luce	310
Phil Housley	239
Danny Gare	233
Jerry Korab	216
Bill Hajt	202
Ric Seiling	200

Points

	Tot.
Gil Perreault	1326
Rick Martin	695
Craig Ramsay	672
Rene Robert	552
Don Luce	526
Danny Gare	500
Ric Seiling	376
Mike Foligno	356
Phil Housley	341
Dave Andreychuk	338

Hat Tricks

	Tot.
Rick Martin	21
Gil Perreault	18
Danny Gare	10
Rene Robert	5
Andre Savard	4
Mike Foligno	4

Goalie Wins

	Tot.
Don Edwards	156
Bob Sauve	119
Tom Barrasso	97
Roger Crozier	74
Gerry Desjardins	66
Dave Dryden	43
Jacques Cloutier	31
Gary Bromley	29
Joe Daley	16
Al Smith	9

Shutouts

	Tot.
Don Edwards	14
Tom Barrasso	11
Roger Crozier	10
Bob Sauve	7
Dave Dryden	5
Gerry Desjardins	5
Gary Bromley	4
Joe Daley	1
Jacques Cloutier	1
Daren Puppa	1

Game-Winning Goals

	Tot.
Gil Perreault	81
Rick Martin	47
Danny Gare	35
Rene Robert	32
Craig Ramsay	32
Don Luce	30
Mike Foligno	30
Jim Lorentz	25
Ric Seiling	23
Lindy Ruff	20

Penalty Minutes

	Tot.
Larry Playfair	1278
Jim Schoenfeld	1025
Mike Foligno	933
Jerry Korab	870
Lindy Ruff	861
Danny Gare	686
Mike Ramsey	583
Ric Seiling	524
Gil Perreault	500
Rick Martin	475

Short-Handed Goals

	Tot.
Craig Ramsay	27
Don Luce	21
Ric Seiling	9
Gil Perreault	8
Gilles Hamel	8
Andre Savard	7
Bill Hajt	4
Jerry Korab	3

SABRES' ONE-SEASON LEADERS

Most Goals in a Season

Danny Gare - 1979-80 - 56
Rick Martin - 1973-74 - 52
Rick Martin - 1974-75 - 52
Danny Gare - 1975-76 - 50
Rick Martin - 1975-76 - 49
Danny Gare - 1980-81 - 46
Rick Martin - 1979-80 - 45
Rick Martin - 1971-72 - 44
Gil Perreault - 1975-76 - 44
Gil Perreault - 1977-78 - 41
Mike Foligno - 1985-86 - 41

Most Assists in a Season

Gil Perreault - 1975-76 - 69
Gil Perreault - 1979-80 - 66
Gil Perreault - 1972-73 - 60
Rene Robert - 1974-75 - 60
Gil Perreault - 1983-84 - 59
Gil Perreault - 1978-79 - 58
Gil Perreault - 1974-75 - 57
Gil Perreault - 1976-77 - 56
John Van Boxmeer - 1981-82 - 54
Gil Perreault - 1984-85 - 53
Phil Housley - 1984-85 - 53

Most Points in a Season

Gil Perreault - 1975-76 - 113
Gil Perreault - 1979-80 - 106
Rene Robert - 1974-75 - 100
Gil Perreault - 1974-75 - 96
Rick Martin - 1974-75 - 95
Gil Perreault - 1976-77 - 95
Gil Perreault - 1983-84 - 90
Danny Gare - 1979-80 - 89
Gil Perreault - 1977-78 - 89
Gil Perreault - 1972-73 - 88

Most Penalty Minutes in a Season

Larry Playfair - 1981-82 - 258
Mike Foligno - 1987-88 - 220
Larry Playfair - 1983-84 - 209
Lindy Ruff - 1981-82 - 194
Jerry Korab - 1974-75 - 184
Jim Schoenfeld - 1974-75 - 184
Larry Playfair - 1982-83 - 180
Steve Dykstra - 1986-87 - 179
Tracy Pratt - 1970-71 - 179
Lindy Ruff - 1987-88 - 179

Lowest Goals Against Average in a Season

(25 game minimum)
Bob Sauve - 1979-80 - 2.36
Don Edwards - 1976-77 - 2.51
Don Edwards - 1979-80 - 2.57
Gerry Desjardins - 1976-77 - 2.63
Don Edwards - 1977-78 - 2.64
Dave Dryden - 1972-73 - 2.65
Tom Barrasso - 1984-85 - 2.66
Roger Crozier - 1972-73 - 2.76
Tom Barrasso - 1983-84 - 2.84
Gerry Desjardins - 1975-76 - 2.94

Most Goals by a Rookie

Rick Martin - 1971-72 - 44
Gil Perreault - 1970-71 - 38
Ray Sheppard - 1987-88 - 38
Danny Gare - 1974-75 - 31
John Tucker - 1984-85 - 22
Peter McNab - 1974-75 - 22
Christian Ruutu - 1986-87 - 22
Steve Atkinson - 1970-71 - 20
Ric Seiling - 1977-78 - 19
Phil Housley - 1982-83 - 19
J.F. Sauve - 1980-81 - 19

Most Assists by a Rookie

Phil Housley - 1982-83 - 47
Christian Ruutu - 1986-87 - 43
Calle Johansson - 1987-88 - 38
J.F. Sauve - 1981-82 - 36
Gil Perreault - 1970-71 - 34
Danny Gare - 1974-75 - 31
Rick Martin - 1971-72 - 30
Pierre Turgeon - 1987-88 - 28
Ray Sheppard - 1987-88 - 27
John Tucker - 1984-85 - 27

Most Points by a Rookie

Rick Martin - 1971-72 - 74
Gil Perreault - 1970-71 - 72
Phil Housley - 1982-83 - 66
Ray Sheppard - 1987-88 - 65
Christian Ruutu - 1986-87 - 65
Danny Gare - 1974-75 - 62
J.F. Sauve - 1981-82 - 55
John Tucker - 1984-85 - 49
Peter McNab - 1974-75 - 43
Pierre Turgeon - 1987-88 - 42
Calle Johansson - 1987-88 - 42

Most Penalty Minutes by a Rookie

Jim Schoenfeld - 1972-73 - 178
Doug Barrie - 1970-71 - 168
Kevin Maguire - 1987-88 - 162
Bob Halkidis - 1985-86 - 115
Steve Dykstra - 1985-86 - 108
Bill Stewart - 1978-79 - 101
Mike Hartman - 1987-88 - 90
Joe Reekie - 1986-87 - 82
Danny Gare - 1974-75 - 75
Rick Dudley - 1973-74 - 71

SABRES' ONE-SEASON LEADERS (DEFENSEMEN)

Most Goals

Player	Year	No.
Phil Housley	1987-88	29
Phil Housley	1983-84	24
Phil Housley	1986-87	21
John Van Boxmeer	1980-81	18
John Van Boxmeer	1981-82	14
Jerry Korab	1976-77	14
Hannu Virta	1982-83	13
Jerry Korab	1975-76	13
Jerry Korab	1974-75	12
Jocelyn Guevremont	1975-76	12

Most Assists

Player	Year	No.
John Van Boxmeer	1981-82	54
John Van Boxmeer	1980-81	51
Phil Housley	1986-87	46
Jerry Korab	1974-75	44
Richie Dunn	1980-81	42
Phil Housley	1983-84	40
John Van Boxmeer	1979-80	40
Jerry Korab	1978-79	40
Jocelyn Guevremont	1975-76	40
Calle Johansson	1987-88	38

Most Points

Player	Year	No.	Player	Year	No.
John Van Boxmeer	1980-81	69	Jerry Korab	1974-75	56
John Van Boxmeer	1981-82	68	Jocelyn Guevremont	1976-77	52
Phil Housley	1986-87	67	John Van Boxmeer	1979-80	51
Phil Housley	1987-88	66	Jerry Korab	1978-79	51
Phil Housley	1983-84	64	Richie Dunn	1980-81	49



Buffalo's
Choice

SABRES' TEAM GAME RECORDS

- Most Goals For:** 14 (14-4 vs. Toronto on Mar. 19, 1981; 14-2 vs. Washington on Dec. 21, 1975)
Most Goals Against: 11 (11-2 at Montreal on Nov. 7, 1970)
Most Goals - Buffalo and Opponent: 18 (14-4 win vs. Toronto on Mar. 19, 1981)
Greatest Winning Margin: 12 (14-2 win vs. Washington on Dec. 21, 1975)
Greatest Losing Margin: 9 (9-0 loss at Boston on Dec. 22, 1987; 9-0 loss at Montreal on Oct. 10, 1981; 9-0 loss at St. Louis on Mar. 13, 1971; 11-2 loss at Montreal on Nov. 7, 1970)
Highest Tie Score: 7-7 (at Montreal on Oct. 26, 1982; at St. Louis on Oct. 28, 1978)
Lowest Tie Score: 0-0 (vs. Montreal on Oct. 15, 1986; at Quebec on Feb. 5, 1983; at Chicago on Oct. 31, 1979; vs. California on Nov. 9, 1972)
Most Buffalo Shots on Goal: 58 (vs. Kansas City on Feb. 2, 1975)
Fewest Buffalo Shots on Goal: 14 (vs. Montreal on Oct. 15, 1970)
Most Shots on Goal by Opponents: 72 (at Boston on Dec. 10, 1970)
Fewest Shots on Goal by Opponents: 8 (vs. Kansas City on Mar. 21, 1976)
Most Buffalo Shots in One Period: 26 (vs. Cleveland on Feb. 25, 1978)
Fewest Buffalo Shots in One Period: 0 (at Montreal on Feb. 19, 1981)
Most Buffalo Penalty Minutes: 114 (vs. Pittsburgh on Dec. 7, 1980)
Most Penalty Minutes by Opponents: 121 (vs. Pittsburgh on Dec. 7, 1980)
Most Penalty Minutes by Buffalo and Opponents: 235 (Pittsburgh at Buffalo on Dec. 7, 1980)
Fastest Two Buffalo Goals by One Player: :10 (Danny Gare at Washington on Nov. 8, 1980)
Fastest Two Goals Against by One Player: :10 (Darryl Sittler at Toronto on Feb. 19, 1972.)
Fastest Three Buffalo Goals by One Player: 3:49 (Don Luce at Washington on Dec. 22, 1974)
Fastest Three Goals Against by One Player: 4:55 (Rick Kehoe at Pittsburgh on Mar. 10, 1976)
Fastest Two Buffalo Goals: :04 (Lee Fogolin and Don Luce vs. California on Oct. 17, 1974)
Fastest Two Goals Against: :07 (Marcel Dionne and Hartland Monahan of Los Angeles on Jan. 11, 1978; Jim Moxey and Wayne Merrick at California on Feb. 1, 1976)
Fastest Three Buffalo Goals: :41 (John Van Boxmeer, Lindy Ruff and Craig Ramsay vs. New York Islanders on Oct. 26, 1980)
Fastest Three Goals Against: :34 (Danny Gare twice and Bob Manno at Detroit on Oct. 26, 1984)
Fastest Two Goals, Both Teams: :04 (Marian Stastny and Dale McCourt at Quebec on Jan. 2, 1982)
Fastest Three Goals, Both Teams: :18 (Jim Moxey, Wayne Merrick and Danny Gare at California on Feb. 1, 1976)
Fastest Buffalo Goal from Opening Face-off: :07 (Danny Gare vs. Vancouver on Dec. 17, 1978)
Fastest Opponents' Goal from Opening Face-Off: :09 (Jim Wiemer of N.Y. Rangers on Mar. 27, 1985; Yvon Cournoyer at Montreal on Dec. 22, 1973)
Fastest Buffalo Goal from Start of A Period: :06 (Jerry Korab vs. N.Y. Rangers on Dec. 4, 1975)
Fastest Two Goals from Start of A Period: :31 (Rene Robert and Rick Martin at N.Y. Rangers on Jan. 10, 1974)
Fastest Goal by Rookie from Start of First NHL Game: :18 (Danny Gare vs. Boston on Oct. 10, 1974)
Most Buffalo Goals in One Period: 9 (vs. Toronto on Mar. 19, 1981)
Most Goals, Buffalo and Opponent, in One Period: 12 (Buffalo, 9, and Toronto, 3, on Mar. 19, 1981)
Most Buffalo Points in One Game: 40 (vs. Washington on Dec. 21, 1975)
Most Buffalo Points in One Period: 23 (vs. Toronto on Mar. 19, 1981 and vs. Washington on Dec. 21, 1975)
Most Points, Buffalo and Opponent, in One Period: 31 (Buffalo, 23, and Toronto, 8, on Mar. 19, 1981)

SABRES' TEAM SEASON RECORDS

CATEGORY	OVERALL	HOME	AWAY
Points - Most	113 (74-75)	63 (72-73)	51 (74-75)
- Least	51 (71-72)	31 (71-72)	20 (71-72)
Wins - Most	49 (74-75)	30 (72-73)	23 (83-84)
- Least	16 (71-72)	11 (71-72)	5 (71-72)
Losses - Most	44 (86-87)	19 (71-72)	26 (twice)
- Least	16 (74-75)	5 (79-80)	10 (74-75)
Ties - Most	21 (80-81)	12 (80-81)	11 (72-73)
- Least	6 (85-86)	1 (85-86)	1 (83-84)
Overtime Games - Most	17 (84-85)	9 (84-85)	8 (84-85)
Overtime Wins - Most	5 (83-84)	2 (twice)	3 (83-84)
Overtime Losses - Most	4 (86-87)	2 (84-85)	4 (86-87)
Goals Scored - Most	354 (74-75)	199 (74-75)	155 (74-75)
- Least	203 (71-72)	110 (71-72)	93 (71-72)
Goals Against - Most	308 (86-87)	147 (85-86)	168 (70-71)
- Least	201 (79-80)	80 (72-73)	106 (79-80)
Shutouts - Most	7 (74-75)	6 (72-73)	4 (85-86)
Shutouts Against - Most	7 (70-71)	3 (70-71)	4 (twice)
Non-Shutout Streak	178 (11-18-83 to 1-4-86)	340 (11-23-77 to 2-12-86)	87 (11-18-83 to 1-4-86)
Longest Win Streak	10 (1-4-84 to 1-23-84)	12 (11-12-72 to 1-7-73)	10 (12-10-83 to 1-23-84)
Longest Unbeaten Streak	14 (3-6-80 to 4-6-80)	21 (10-8-72 to 1-7-73)	10 (12-10-83 to 1-23-84)
Longest Losing Streak	7 (10-25-70 to 11-8-70)	5 (2-15-85 to 1-7-73)	7 (twice to 3-3-85)
Longest Winless Streak	10 (11-7-71 to 12-1-71)	6 (twice)	23 (10-30-71 to 2-19-72)
Longest Winning Streak at the Start of a Season:	8 (1975-76)		
Longest Losing Streak at the Start of a Season:	2 (1982-83)		
Most Consecutive Ties:	4 (Four times)		
Most Power Play Goals:	83 (74-75)		
Least Power Play Goals:	48 (73-74)		
Most Power Play Goals Against:	95 (87-88)		
Least Power Play Goals Against:	31 (77-78)		
Most Short-handed Goals:	17 (74-75)		
Least Short-handed Goals:	1 (71-72)		
Most Short-handed Goals Against:	14 (Twice)		
Least Short-handed Goals Against:	3 (77-78)		
Most Penalty Minutes:	2263 (1987-88)		
Least Penalty Minutes:	787 (1973-74)		
Most 20 Goal Scorers:	9 (74-75)		
Most 30 Goal Scorers:	6 (74-75)		
Most 40 Goal Scorers:	3 (79-80, 75-76)		
Most 50 Goal Scorers:	1 (Four times)		

INDIVIDUAL SEASON RECORDS

- Most Goals by a Rookie:** 44 - Rick Martin (1971-72)
Most Assists by a Rookie: 47 - Phil Housley (1982-83)
Most Points by a Rookie: 74 - Rick Martin (1971-72)
Most Penalty Minutes by a Rookie: 178 - Jim Schoenfeld (1972-73)
Most Consecutive Goal-Scoring Games: 8 - Mike Foligno, Dec. 28, 1984 to Jan. 12, 1985.
Most Consecutive Assists-Scoring Games: 11 - Gil Perreault, Dec. 23, 1984 to Jan. 13, 1985.
Most Point-Scoring Games in Success: 18 - Gil Perreault, 1971-72.
Highest Plus-Minus Rating: +61 - Don Luce (1974-75)
Highest Shooting Percentage (60 or more games): 23.1 - Yvon Lambert, 1981-82.

SABRES' INDIVIDUAL RECORDS

OVERALL

Most Games Played:	80 - 17 players
Most Goals:	56 - Danny Gare (79-80)
Most Assists:	69 - Perreault (75-76)
Most Points:	113 - Perreault (75-76)
Most Penalty Minutes:	258 - Larry Playfair (81-82)
Most Hat Tricks:	7 - Rick Martin (75-76)
Most PPG:	21 - Martin (75-76)
Most SHG:	8 - Don Luce (74-75)
Most GWG:	11 - Gare (79-80)

LEFT WINGS

Most Games Played:	80 - Five players
Most Goals:	52 - Martin (twice)
Most Assists:	51 - Dave Andreychuk (85-86)
Most Points:	95 - Martin (74-75)
Most Penalty Minutes:	159 - Reg Fleming (70-71)

CENTERS

Most Games Played:	80 - Four players
Most Goals:	44 - Perreault (75-76)
Most Assists:	69 - Perreault (75-76)
Most Points:	113 - Perreault (75-76)
Most Penalty Minutes:	117 - Doug Smith (87-88)

RIGHT WINGS

Most Games Played:	80 - Two players
Most Goals:	56 - Gare (79-80)
Most Assists:	60 - Rene Robert (74-75)
Most Points:	100 - Robert (74-75)
Most Penalty Minutes:	220 - Mike Foligno (87-88)

DEFENSEMEN

Most Games Played:	80 - Six players
Most Goals:	29 - Phil Housley (87-88)
Most Assists:	54 - John Van Boxmeer (81-82)
Most Points:	69 - Van Boxmeer (80-81)
Most Penalty Minutes:	258 - Playfair (81-82)

GOALIES

Most Games Played:	72 - Don Edwards (77-78)
Most Minutes Played:	4209 - Edwards (77-78)
Most Wins:	38 - Edwards (77-78)
Most Losses:	34 - Roger Crozier (71-72)
Most Shutouts:	5 - Tom Barrasso (84-85)

Most Penalty Minutes:	50 - Barrasso (87-88)
Most Assists:	6 - Barrasso (84-85)
Lowest GAA:	2.36 - Bob Sauve (79-80)

* - Has spent part of his career at defense.

ONE SEASON

80 - 17 players
56 - Danny Gare (79-80)
69 - Perreault (75-76)
113 - Perreault (75-76)
258 - Larry Playfair (81-82)
7 - Rick Martin (75-76)
21 - Martin (75-76)
8 - Don Luce (74-75)
11 - Gare (79-80)

80 - Five players
52 - Martin (twice)
51 - Dave Andreychuk (85-86)
95 - Martin (74-75)
159 - Reg Fleming (70-71)

80 - Four players
44 - Perreault (75-76)
69 - Perreault (75-76)
113 - Perreault (75-76)
117 - Doug Smith (87-88)

80 - Two players
56 - Gare (79-80)
60 - Rene Robert (74-75)
100 - Robert (74-75)
220 - Mike Foligno (87-88)

80 - Six players
29 - Phil Housley (87-88)
54 - John Van Boxmeer (81-82)
69 - Van Boxmeer (80-81)
258 - Playfair (81-82)

72 - Don Edwards (77-78)
4209 - Edwards (77-78)
38 - Edwards (77-78)
34 - Roger Crozier (71-72)
5 - Tom Barrasso (84-85)

50 - Barrasso (87-88)
6 - Barrasso (84-85)
2.36 - Bob Sauve (79-80)

CAREER

1191 - Perreault
512 - Gil Perreault
814 - Perreault
1326 - Perreault
1278 - Playfair
21 - Martin
134 - Perreault
27 - Craig Ramsay
81 - Perreault

1070 - Ramsay
382 - Martin
420 - Ramsay
695 - Martin
1040 - Lindy Ruff*

1191 - Perreault
512 - Perreault
814 - Perreault
1326 - Perreault
500 - Perreault

664 - Ric Seiling
267 - Gare
330 - Robert
552 - Robert
1153 - Foligno

854 - Bill Hajt
109 - Housley
230 - Housley
339 - Housley
1278 - Playfair

307 - Edwards
17969 - Edwards
156 - Edwards
83 - Edwards
14 - Edwards
- Edwards (77-78)
151 - Barrasso
14 - Barrasso
2.81 - Gerry Desjardins

INDIVIDUAL CAREER RECORDS

Most Seasons:	Gil Perreault - 17 (1970-71 to 1986-87)
Most Consecutive Games Played:	776 - Craig Ramsay, Mar. 27, 1973 to Feb. 10, 1983.
Most 20-Goal Seasons:	15 - Gil Perreault.
Most 30-Goal Seasons:	10 - Gil Perreault.
Most 40-Goal Seasons:	5 - Rick Martin.
Most 50-Goal Seasons:	2 - Danny Gare and Rick Martin.
Most Consecutive 20-Goal Seasons:	12 - Gil Perreault (1974-75 to 1985-86).
Most Consecutive 30-Goal Seasons:	6 - Rick Martin (1971-72 to 1976-77).
Most Consecutive 40-Goal Seasons:	3 - Rick Martin (1973-74 to 1975-76).
Most Consecutive 50-Goal Seasons:	2 - Rick Martin (1973-74 to 1974-75).

SABRES' INDIVIDUAL GAME RECORDS

Most Goals:	5 - Dave Andreychuk at Boston, Feb. 6, 1986.
Most Goals by a Defenseman:	3 - Phil Housley vs. New Jersey, Jan. 22, 1988 and vs. Winnipeg, Jan. 23, 1983; Hannu Virta at Montreal, Mar. 19, 1983; Jim Schoenfeld at Winnipeg, Mar. 13, 1981; John Van Boxmeer at N.Y. Islanders, Nov. 7, 1981; Jerry Korab vs. Minnesota, Nov. 19, 1978.
Most Assists:	5 - Gil Perreault vs. Winnipeg Jan. 4, 1984, vs. St. Louis Mar. 9, 1980; at California, Feb. 1, 1976.
Most Assists by a Defenseman:	4 - Bill Hajt vs. N.Y. Rangers, Nov. 13, 1976.
Most Points:	7 - Gil Perreault at California, Feb. 1, 1976.
Most Points by a Defenseman:	5 - John Van Boxmeer at N.Y. Islanders, Nov. 7, 1981.
Most Penalty Minutes:	39 - Reg Fleming vs. Pittsburgh, Oct. 18, 1970.
Most Shots on Goal:	12 - Ken Priestlay vs. N.Y. Rangers, Mar. 4, 1988; Mike Foligno vs. Hartford, Mar. 3, 1982; Jim Schoenfeld vs. Toronto, Dec. 10, 1978; Rene Robert vs. Boston, Apr. 1, 1976.
Most Saves:	64 - Joe Daley at Boston, Dec. 10, 1970.
Fewest Saves in Complete Game:	7 - Al Smith vs. Kansas City, Mar. 21, 1976.

SABRES' FIRSTS

First Goal:	Jim Watson, Oct. 10, 1970, at Pittsburgh at 5:01 of second period.
First Assist:	Gerry Meehan, Oct. 10, 1970, at Pittsburgh on Jim Watson's goal.
First Penalty:	Gerry Meehan, Oct. 10, 1970, at Pittsburgh for holding at 7:54 of first period.
First Goal by Opponent:	Wally Boyer of Pittsburgh, Oct. 10, 1979, at 8:09 of second period.
First Assist by Opponent:	Duane Rupp of Pittsburgh, Oct. 10, 1970, on Boyer's goal.
First Penalty by Opponent:	Duane Rupp of Pittsburgh, Oct. 10, 1970, for hooking at 1:41 of first period.
First Power Play Goal:	Gil Perreault, Oct. 10, 1970, at Pittsburgh at 11:26 of third period.
First Power Play Goal by Opponent:	Dave Balon on N.Y. Rangers, Oct. 10, 1970 in New York at 15:52 of third period.
First Major Penalty:	Brian McDonald, Oct. 10, 1970, at Pittsburgh for fighting at 8:01 of third period.
First Major Penalty by Opponent:	Bryan Hextall of Pittsburgh, Oct. 10, 1970 for fighting at 8:01 of third period.
First Win:	Oct. 10, 1970 (2-1 at Pittsburgh)
First Tie:	Oct. 18, 1970 (1-1 vs. Pittsburgh)
First Loss:	Oct. 14, 1970 (3-0 in New York vs. Rangers)
First Shutout:	Dec. 6, 1970 by Roger Crozier vs. Minnesota (1-0)
First Shutout by Opponent:	Oct. 14, 1970 by Ed Giacomin at N.Y. Rangers (3-0)
First Hat Trick:	Jan. 29, 1971 by Gil Perreault vs. California
First Hat Trick by Opponent:	Dec. 22, 1970 by Dave Balon of N.Y. Rangers

SABRES' LASTS

Scored 10 or More Goals:	Nov. 13, 1983 vs. Calgary (11-2)
Allowed 10 or More Goals:	Mar. 12, 1978 at Calgary (10-4)
Recorded 50 or More Shots:	Mar. 4, 1988 vs. N.Y. Rangers (53)
Allowed 50 or More Shots:	Dec. 13, 1980 at Toronto (50)
Scored a Short-handed Goal:	Mar. 29, 1988 at Quebec (Mark Napier)
Allowed a Short-handed Goal:	March 20, 1988 vs. Boston (Ray Bourque)
Scored Two Short-handed Goals in One Game:	Feb. 2, 1986 vs. Quebec (Don Lever and Mike Foligno)
Allowed Two Short-handed Goals in One Game:	Nov. 2, 1985 at Vancouver (Stan Smyl and Patrik Sundstrom)
Won a Game in Overtime:	Jan. 18, 1987 vs. Edmonton (Scott Arniel)
Won a Road Game in Overtime:	Feb. 21, 1984 at Philadelphia (Phil Housley)
Lost a Game in Overtime:	Feb. 14, 1988 at Chicago (Steve Thomas)
Lost a Home Game in Overtime:	Mar. 24, 1985 vs. Boston (Dave Reid)

SABRES' PENALTY SHOTS

November 5, 1970 at Buffalo - Paul Andrea unsuccessful vs. Vancouver's Dunc Wilson.
December 20, 1973 at Buffalo - John Gould unsuccessful vs. Montreal's Michel Plasse.
January 31, 1974 at Philadelphia - Rick Martin successful vs. Philadelphia's Bernie Parent.
January 25, 1975 at Montreal - Rick Martin unsuccessful vs. Montreal's Michel Larocque.
February 2, 1975 at Buffalo - Don Luce unsuccessful vs. Kansas City's Denis Herron.
October 19, 1975 at Buffalo - Don Luce unsuccessful vs. Washington's Ron Low.
February 4, 1976 at Los Angeles - Gil Perreault unsuccessful vs. Los Angeles' Rogie Vachon.
February 22, 1976 at Buffalo - Rene Robert unsuccessful vs. Montreal's Ken Dryden.
April 1, 1978 at Toronto - Gil Perreault unsuccessful vs. Toronto's Mike Palmateer.
December 19, 1982 at Buffalo - Brent Peterson unsuccessful vs. Quebec's Dan Bouchard.
November 25, 1983 at Buffalo - Gil Perreault successful vs. Chicago's Murray Bannerman.
January 14, 1984 at Detroit - Brent Peterson unsuccessful vs. Detroit's Ken Stefan.
October 31, 1984 at Buffalo - John Tucker successful vs. Philadelphia's Pelle Lindbergh.
December 26, 1984 at Buffalo - John Tucker unsuccessful vs. Toronto's Rick St. Croix.
November 22, 1986 at Quebec - Dave Andreychuk unsuccessful vs. Quebec's Clint Malarchuk.
November 15, 1987 vs. Toronto - Christian Ruutu unsuccessful vs. Toronto's Ken Wregget.
***April 9, 1988 vs. Boston** - John Tucker successful vs. Boston's Andy Moog.

* - indicates a playoff game

PENALTY SHOTS VS. SABRES

October 20, 1971 at Toronto - Paul Henderson unsuccessful vs. Roger Crozier.
November 12, 1972 at Buffalo - Lowell McDonald of Pittsburgh unsuccessful vs. Roger Crozier.
March 9, 1973 at Vancouver - Andre Boudrias successful vs. Roger Crozier.
November 13, 1974 at Montreal - Steve Shutt unsuccessful vs. Gary Bromley.
December 5, 1974 at Buffalo - Tommy Williams of Washington unsuccessful vs. Gary Bromley.
January 23, 1975 at Buffalo - Pierre Jarry of Detroit unsuccessful vs. Roger Crozier.
February 22, 1981 at Buffalo - Steve Shutt of Montreal unsuccessful vs. Don Edwards.
December 17, 1981 at Philadelphia - Behn Wilson successful vs. Don Edwards.
March 29, 1983 at Hartford - Blaine Stoughton successful vs. Bob Sauve.
March 9, 1984 at Buffalo - Marcel Dionne of Los Angeles successful vs. Tom Barrasso.
January 5, 1985 at New York Islanders - Bryan Trottier unsuccessful vs. Tom Barrasso.

SABRES' SHUTOUTS

GOALTENDER	OPPONENT	SCORE	DATE	PLACE
Roger Crozier	Minnesota	1-0	12-6-70	Buffalo
Joe Daley	California	3-0	2-12-71	Buffalo
Dave Dryden	Minnesota	5-0	3-14-71	Minnesota
Roger Crozier	Los Angeles	2-0	12-2-71	Buffalo
Roger Crozier	Vancouver	1-0	1-20-72	Buffalo
Roger Crozier	California	0-0	11-9-72	Buffalo

GOALTENDER	OPPONENT	SCORE	DATE	PLACE
Roger Crozier	Pittsburgh	1-0	11-12-72	Buffalo
Dave Dryden	Toronto	4-0	12-17-72	Buffalo
Dave Dryden	Philadelphia	2-0	1-8-73	Buffalo
Dave Dryden	California	4-0	2-8-73	Buffalo
Gary Bromley	Minnesota	5-0	12-8-74	Buffalo
Gary Bromley	Washington	4-0	12-22-74	Washington
Roger Crozier	California	4-0	1-15-75	California
Gary Bromley	Kansas City	5-0	1-19-75	Buffalo
Roger Crozier	Los Angeles	5-0	2-27-75	Buffalo
Roger Crozier	Detroit	4-0	10-9-75	Buffalo

Gerry Desjardins	Boston	4-0	11-5-75	Buffalo
Gerry Desjardins	Pittsburgh	6-0	1-11-76	Buffalo
Gerry Desjardins	Vancouver	4-0	10-20-76	Buffalo
Gerry Desjardins	St.Louis	5-0	11-10-76	Buffalo
Gerry Desjardins	Colorado	3-0	1-16-77	Buffalo
Don Edwards	Chicago	3-0	2-16-77	Buffalo
Don Edwards	Philadelphia	2-0	2-24-77	Buffalo
Don Edwards	Montreal	4-0	10-30-77	Montreal
Don Edwards	Vancouver	3-0	12-11-77	Buffalo
Don Edwards	NY Rangers	2-0	2-9-78	Buffalo

Don Edwards	Los Angeles	5-0	2-16-78	Buffalo
Don Edwards	Philadelphia	4-0	2-23-78	Buffalo
Don Edwards	Toronto	1-0	10-19-78	Buffalo
Don Edwards	Washington	2-0	11-11-78	Washington
Bob Sauve	Quebec	3-0	10-27-79	Quebec
Bob Sauve	Chicago	0-0	10-31-79	Chicago
Bob Sauve	Washington	2-0	12-2-79	Buffalo
Don Edwards	Detroit	4-0	12-10-79	Buffalo
Bob Sauve	Vancouver	3-0	2-3-80	Buffalo
Bob Sauve	Edmonton	2-0	10-15-80	Buffalo


Don Edwards	NY Rangers	4-0	1-18-81	Buffalo
Don Edwards	Winnipeg	4-0	2-1-81	Buffalo
Don Edwards	Philadelphia	4-0	2-5-81	Philadelphia
Bob Sauve	Calgary	4-0	3-4-81	Buffalo
Bob Sauve	Quebec	0-0	2-5-83	Quebec
Tom Barrasso	Los Angeles	4-0	1-18-84	Los Angeles
Tom Barrasso	New Jersey	6-0	3-24-84	New Jersey
Tom Barrasso	Toronto	6-0	12-26-84	Buffalo
Tom Barrasso	Winnipeg	4-0	12-28-84	Buffalo
Tom Barrasso	Boston	3-0	1-10-85	Boston

Tom Barrasso	Hartford	2-0	1-19-85	Hartford
Tom Barrasso	Washington	4-0	3-2-85	Washington
Tom Barrasso	Montreal	6-0	10-16-85	Montreal
Daren Puppa	Edmonton	2-0	11-1-85	Edmonton
Tom Barrasso	Hartford	2-0	11-19-85	Hartford
Jacques Cloutier	Philadelphia	1-0	3-27-86	Philadelphia
Tom Barrasso	Montreal	0-0	10-15-86	Buffalo
Tom Barrasso	Hartford	6-0	4-5-87	Buffalo
Tom Barrasso	St. Louis	3-0	2-16-88	St. Louis
Tom Barrasso	Boston	3-0	3-6-88	Buffalo

For your hockey,
it's the Sabres...

For your money,
it's Goldome.


GOLDOME



YEARLY WON-LOST RECORDS OF SABRE GOALIES

Year	Goalie	W	L	T
1970-71	Roger Crozier	9	20	7
	Joe Daley	12	16	8
	Dave Dryden	3	3	0
1971-72	Roger Crozier	13	34	14
	Dave Dryden	3	9	5
1972-73	Dave Dryden	14	13	7
	Roger Crozier	23	13	7
	Rocky Farr	0	1	0
1973-74	Dave Dryden	23	20	8
	Roger Crozier	4	5	0
	Gary Bromley	3	5	3
1974-75	Rocky Farr	2	4	1
	Gary Bromley	26	11	11
	Roger Crozier	17	2	1
1975-76	Gerry Desjardins	6	2	1
	Rocky Farr	0	1	2
	Gerry Desjardins	29	15	11
	Al Smith	9	3	2
	Roger Crozier	8	2	5
1976-77	Gary Bromley	0	1	0
	Gerry Desjardins	31	12	6
	Don Edwards	16	7	2
1977-78	Al Smith	0	3	0
	Bob Sauve	1	2	0
	Don Edwards	38	16	17
	Bob Sauve	6	2	0
	Gerry Desjardins	0	1	0
1978-79	Don Edwards	26	18	9
	Bob Sauve	10	10	7
	Randy Ireland	0	0	0
1979-80	Don Edwards	27	9	12
	Bob Sauve	20	8	4
1980-81	Don Edwards	23	10	12
	Bob Sauve	16	10	9
1981-82	Don Edwards	26	23	9
	Bob Sauve	6	1	5
	Jacques Cloutier	5	1	0
	Paul Harrison	2	1	1
	Bob Sauve	25	20	7
1982-83	Jacques Cloutier	10	7	6
	Phil Myre	3	2	0
	Tom Barrasso	26	12	3
1983-84	Bob Sauve	22	13	4
	Tom Barrasso	25	18	10
1984-85	Bob Sauve	13	10	3
	Jacques Cloutier	0	0	1
	Tom Barrasso	29	24	5
1985-86	Jacques Cloutier	5	9	1
	Daren Puppa	0	2	1
	Tom Barrasso	17	23	2
1986-87	Jacques Cloutier	11	19	5
	Daren Puppa	0	2	1
	Tom Barrasso	25	18	8
1987-88	Daren Puppa	8	6	1
	Jacques Cloutier	4	8	2

SABRES' HAT TRICKS

PLAYER	OPPONENT	DATE	PLACE
Gil Perreault	California	1-29-71	California
Eddie Shack	Los Angeles	2-4-71	Buffalo
Gerry Meehan	Detroit	2-20-71	Detroit
Steve Atkinson	Minnesota	2-28-71	Buffalo
Eddie Shack	Boston	3-21-71	Boston
Eddie Shack	Pittsburgh	3-31-71	Pittsburgh
Rick Martin	Vancouver	10-30-71	Vancouver
Craig Ramsay	Minnesota	12-5-71	Buffalo
Rick Martin	California	1-2-72	Buffalo
Rick Martin (4)	Atlanta	10-22-72	Buffalo
Gerry Meehan	Minnesota	12-2-72	Minnesota
Rene Robert	Minnesota	12-2-72	Minnesota
Gerry Meehan	Chicago	12-28-72	Buffalo
Rick Martin	California	10-31-73	Buffalo
Rick Dudley	NY Rangers	12-6-73	Buffalo
Jim Lorentz	Detroit	12-31-73	Detroit
Rick Martin	Pittsburgh	1-3-74	Buffalo
Rick Martin	Minnesota	3-17-74	Buffalo
Rick Martin	St. Louis	4-7-74	Buffalo
Gil Perreault	Boston	10-10-74	Buffalo
Rene Robert	Montreal	11-13-74	Montreal
Rick Martin (4)	Washington	12-3-74	Washington
Gil Perreault	Washington	12-5-74	Buffalo
Don Luce	Washington	12-22-74	Washington
Craig Ramsay	Washington	2-21-75	Washington
Rick Martin	Toronto	3-16-75	Toronto
Gil Perreault	Toronto	3-16-75	Toronto
Danny Gare	Toronto	10-12-75	Buffalo
Rick Martin	Washington	10-19-75	Buffalo
Rick Martin	NY Rangers	10-22-75	Buffalo
Rick Martin	Minnesota	12-18-75	Buffalo
Rick Martin (4)	Washington	12-21-75	Buffalo
Fred Stanfield	Washington	12-21-75	Buffalo
Rick Martin	Montreal	1-5-76	Montreal
Gil Perreault	Vancouver	1-8-76	Buffalo
Danny Gare	California	2-1-76	California
Rick Martin	Chicago	3-4-76	Buffalo
Gil Perreault	Minnesota	3-14-76	Minnesota
Jim Lorentz	Minnesota	3-14-76	Minnesota
Rick Martin	Toronto	3-27-76	Toronto
Danny Gare	Toronto	4-4-76	Buffalo
Rick Martin	Vancouver	11-24-76	Buffalo
Rick Martin	NY Rangers	12-16-76	Buffalo
Andre Savard	Cleveland	1-9-77	Buffalo
Rene Robert	Minnesota	2-13-77	Buffalo
Rene Robert	Toronto	2-14-77	Buffalo
Jim Lorentz	Chicago	3-2-77	Buffalo
Rene Robert	St. Louis	4-3-77	Buffalo
Danny Gare	Colorado	10-20-77	Buffalo
Craig Ramsay	Colorado	10-20-77	Buffalo
Gil Perreault	St. Louis	11-6-77	Buffalo
Gil Perreault	Washington	11-19-77	Washington
Gil Perreault	Los Angeles	12-15-77	Los Angeles
Gil Perreault	Cleveland	1-12-78	Cleveland
Danny Gare	Cleveland	2-25-78	Cleveland

PLAYER	OPPONENT	DATE	PLACE
Rick Martin	St. Louis	10-28-78	St. Louis
Jerry Korab	Minnesota	11-19-78	Buffalo
Andre Savard	Minnesota	11-19-78	Buffalo
Rick Martin	Boston	3-28-79	Boston
Danny Gare	Boston	4-5-79	Boston
Jacques Richard	Colorado	4-8-79	Buffalo
Danny Gare	Winnipeg	12-31-79	Buffalo
Danny Gare	Pittsburgh	2-7-80	Buffalo
Rick Martin (4)	St. Louis	3-9-80	Buffalo
Danny Gare	Winnipeg	10-22-80	Buffalo
Rick Dudley	Pittsburgh	12-7-80	Buffalo
Gil Perreault	Quebec	1-21-81	Quebec
Andre Savard	Detroit	2-6-81	Buffalo
Ric Seiling	Washington	2-12-81	Buffalo
Danny Gare	Philadelphia	3-8-81	Buffalo
Jim Schoenfeld	Winnipeg	3-13-81	Winnipeg
Gil Perreault	Toronto	3-19-81	Buffalo
Andre Savard	Toronto	3-19-81	Buffalo
Tony McKegney	Toronto	10-23-81	Buffalo
John Van Boxmeer	NY Islanders	11-7-81	New York
Lindy Ruff	NY Islanders	11-29-81	Buffalo
Tony McKegney	Colorado	12-9-81	Buffalo
Gil Perreault	Detroit	12-12-81	Buffalo
Yvon Lambert	Toronto	1-15-82	Buffalo
Mike Foligno	Colorado	2-21-82	Buffalo
Gil Perreault	Edmonton	2-24-82	Buffalo
Gil Perreault	Washington	10-16-82	Washington
Phil Housley	Winnipeg	1-23-83	Buffalo
Paul Cyr	Boston	3-3-83	Boston
Hannu Virta	Montreal	3-19-83	Montreal
Gilles Hamel	Winnipeg	10-23-83	Buffalo
Mike Foligno	Calgary	11-13-83	Buffalo
Gil Perreault	Calgary	11-13-83	Buffalo
Real Cloutier	Quebec	12-29-83	Buffalo
Real Cloutier	Winnipeg	1-4-84	Buffalo
John Tucker	Toronto	4-1-84	Buffalo
Mike Foligno	Quebec	10-19-84	Buffalo
Sean McKenna	Boston	12-5-84	Buffalo
Gil Perreault	Calgary	2-9-85	Calgary
Gil Perreault	Quebec	11-22-85	Buffalo
Lindy Ruff (4)	Quebec	12-15-85	Buffalo
Mike Foligno	NY Islanders	12-29-85	Buffalo
Dave Andreychuk (5)	Boston	2-6-86	Boston
Wilf Paiement	St. Louis	2-26-87	Buffalo
Dave Andreychuk	Quebec	12-3-87	Buffalo
Dave Andreychuk	Montreal	1-6-88	Montreal
Phil Housley	New Jersey	1-22-88	Buffalo
Dave Andreychuk	N.Y. Islanders	2-6-88	N.Y. Islanders
Ray Sheppard	Quebec	2-21-88	Buffalo
Ray Sheppard	Vancouver	3-13-88	Vancouver

Players listed scored three goals unless otherwise noted.

SABRES' SEASON OPENERS

OPENER	HOME	ROAD
2-1 at Pit. 10-10-70	0-3 vs. Mtl. 10-15-70	2-1 at Pit. 10-10-70
2-1 vs. Pit. 10-10-71	1-1 vs. Pit. 10-10-71	1-4 at StL. 10-12-71
5-3 vs. Atl. 10-8-72	5-3 vs. Atl. 10-8-72	1-1 at Atl. 10-14-72
4-7 at Tor. 10-10-73	3-1 vs. Van. 10-14-73	4-7 at Tor. 10-10-73
9-5 vs. Bos. 10-10-74	9-5 vs. Bos. 10-10-74	1-6 at Phi. 10-12-74
4-0 vs. Det. 10-9-75	4-0 vs. Det. 10-9-75	5-3 at StL. 10-18-75
0-4 at Det. 10-9-76	3-1 vs. Mtl. 10-12-76	0-4 at Det. 10-9-76
3-2 vs. NYI. 10-13-77	3-2 vs. NYI. 10-13-76	5-2 at Tor. 10-15-77
2-2 vs. NYI. 10-12-78	2-2 vs. NYI. 10-12-78	5-2 at Min. 10-14-78
6-3 vs. Wsh. 10-11-79	6-3 vs. Wsh. 10-11-79	5-2 at NYI. 10-13-79
3-4 at Chi. 10-9-80	3-3 vs. Hfd. 10-12-80	3-4 at Chi. 10-9-80
5-3 vs. Wsh. 10-7-81	5-3 vs. Wsh. 10-7-81	0-9 at Mtl. 10-10-81
4-6 vs. Que. 10-6-82	4-6 vs. Que. 10-6-82	4-6 at Que. 10-9-82
5-3 vs. Hfd. 10-5-83	5-3 vs. Hfd. 10-5-83	2-9 at Que. 10-8-83
4-3 vs. Mtl. 10-11-84	4-3 vs. Mtl. 10-11-84	3-4 at Tor. 10-13-84
4-5 vs. Hfd. 10-10-85	4-5 vs. Hfd. 10-10-85	6-2 at Min. 10-12-85
2-3 at Wpg. 10-9-86	2-4 vs. Cgy. 10-12-86	2-3 at Wpg. 10-9-86
2-2 vs. Min. 10-8-87	2-2 vs. Min. 10-8-87	3-6 at Mtl. 10-10-87

The Sabres are 10-6-2 in opening games (9-2-2 at home and 1-4-0 on the road). The club is 11-4-3 in home openers and 6-11-1 in road openers.

CAREER POINT LEADERS AGAINST SABRES

Name	Total	Name	Total
Michel Goulet	82	Guy Lafleur	63
Peter Stastny	74	Jean Ratelle	61
Phil Esposito	69	Ray Bourque	60
Marcel Dionne	67	Rick Middleton	59
Larry Robinson	65	Darryl Sittler	59
Other Active Players	Total	Other Active Players	Total
Bryan Trottier	57	Borje Salming	38
Ron Francis	53	Dale Hunter	38
Barry Pederson	50	Bernie Federko	37
Wayne Gretzky	50	Mark Johnson	37
Wilf Paiement	49	Keith Crowder	36
Mats Naslund	48	Dave Babych	36
Dennis Maruk	45	Mark Napier	35
Lanny McDonald	43	Charlie Simmer	33
Anton Stastny	42	Mike Bossy	33
Bobby Smith	41	John Anderson	31
Ken Linseman	40	Bob Gainey	31
Ryan Walter	39		

ALL-TIME HOME AND AWAY RECORDS

YEAR	HOME							AWAY						
	GP	W	L	T	GF	GA	PTS	GP	W	L	T	GF	GA	PTS
1970-71	39	16	13	10	119	123	42	39	8	26	5	98	168	21
1971-72	39	11	19	9	110	127	31	39	5	24	10	93	162	20
1972-73	39	30	6	3	162	80	63	39	7	21	11	95	139	25
1973-74	39	23	10	6	142	99	52	39	9	24	6	100	151	24
1974-75	40	28	6	6	199	113	62	40	21	10	9	155	127	51
1975-76	40	28	7	5	197	106	61	40	18	14	8	142	134	44
1976-77	40	27	8	5	165	101	59	40	21	16	3	136	119	45
1977-78	40	25	7	8	142	86	58	40	19	12	9	146	129	47
1978-79	40	19	13	8	150	130	46	40	17	15	8	130	133	42
1979-80	40	27	5	8	180	95	62	40	20	12	8	138	106	48
1980-81	40	21	7	12	177	111	54	40	18	13	9	150	139	45
1981-82	40	23	8	9	179	128	55	40	16	18	6	128	145	38
1982-83	40	25	7	8	189	124	58	40	13	22	5	129	161	31
1983-84	40	25	9	6	168	119	56	40	23	16	1	147	138	47
1984-85	40	23	10	7	164	116	53	40	15	18	7	126	121	37
1985-86	40	23	16	1	169	147	47	40	14	21	5	127	144	33
1986-87	40	18	18	4	153	144	40	40	10	26	4	127	164	24
1987-88	40	19	14	7	144	138	45	40	18	18	4	139	167	40
TOTALS	716	411	183	122	2909	2087	944	716	272	326	118	2306	2547	667

ALL-TIME POWER PLAY AND PENALTY-KILLING STATISTICS

Year	PPA	PPG	Pct.	SHS	PPGA	Pct.	SHGF	SHGA
1970-71	298	56	18.8	302	56	81.5	5	12
1971-72	308	57	18.5	281	56	80.1	1	7
1972-73	270	52	19.2	241	35	85.5	5	5
1973-74	256	48	18.5	237	42	82.3	5	12
1974-75	303	83	27.4	326	56	82.8	17	5
1975-76	287	73	25.4	304	51	83.2	6	8
1976-77	262	60	22.9	274	38	86.1	6	7
1977-78	234	52	22.2	218	31	85.8	7	3
1978-79	267	55	20.6	258	55	78.7	9	4
1979-80	275	67	24.4	252	43	82.9	2	4
1980-81	310	73	23.5	268	44	83.6	9	10
1981-82	301	63	20.9	281	57	79.9	4	10
1982-83	311	67	21.5	274	48	82.5	12	9
1983-84	329	71	21.6	277	50	81.9	11	14
1984-85	322	76	23.6	295	52	82.4	9	5
1985-86	351	72	20.5	342	66	80.7	12	14
1986-87	364	68	18.7	355	86	75.8	5	9
1987-88	464	80	17.2	439	95	78.1	8	13

PPA - Power Play Attempts
 PPG - Power Play Goals
 SHS - Short-handed Situations
 PPGA - Power Play Goals Against
 SHGF - Short-handed Goals For
 SHGA - Short-handed Goals Against

SABRES' MAJOR TRANSACTIONS - 1970-88

Date	Transaction
6-9-70	Selected Kevin O'Shea, Cliff Schmutz, Brian McDonald and Bill Inglis in the Inter-League Draft.
6-9-70	Claimed Joe Daley on waivers from Pittsburgh.
6-10-70	Selected Tom Webster, Al Hamilton, Don Marshall, Tracy Pratt, Jim Watson, Francois Lacombe, Phil Goyette, Reg Fleming, Mike McMahon, Skip Krake, Jean-Guy Lagace, Craig Cameron, Chris Evans, Doug Barrie, Gerry Meehan, Paul Terbenche, Brian Perry, Howie Menard, Rocky Farr and Gary Edwards in the NHL Expansion Draft.
6-10-70	Traded Tom Webster to Detroit for Roger Crozier.
6-10-70	Purchased Ted Hodgson from the N.Y. Rangers.
9-2-70	Purchased Floyd Smith and Brent Imlach from Toronto.
10-2-70	Traded Craig Cameron to St. Louis for Ron Anderson.
10-9-70	Purchased Dave Dryden from Pittsburgh.
10-19-70	Purchased Bill Sutherland from Philadelphia.
10-19-70	Traded Bill Sutherland to St. Louis for future considerations.
11-2-70	Claimed Steve Atkinson on waivers from Boston.
11-2-70	Claimed Paul Andrea on waivers from California.
11-3-70	Claimed Bob Baun on waivers from Detroit.
11-4-70	Traded Bob Baun to St. Louis for Jean-Guy Talbot and Larry Keenan.
11-25-70	Traded Mike McMahon to Los Angeles for Eddie Shack and Dick Duff.
12-28-70	Lost Cliff Schmutz on waivers to Philadelphia.
1-24-71	Traded Jean-Guy Legace to Pittsburgh for Terry Ball.
5-25-71	Traded Joe Daley to Detroit for Don Luce and Mike Robitaille.
6-6-71	Selected Danny Lawson from Minnesota, Rod Zaine from Pittsburgh, Rene Robert and Ken Murray from Toronto, Ray McKay from Chicago, Tom Miller from Detroit and Hugh Harris from Montreal and lost Don Marshall to Toronto, Gary Edwards to Los Angeles and Rene Robert to Pittsburgh in Intra-League Draft.
11-16-71	Traded Larry Keenan to Philadelphia for Larry Mickey.
12-16-71	Traded Doug Barrie and Mike Keeler to Los Angeles for Mike Byers and Larry Hillman.
1-14-72	Traded a second round draft choice in 1972 (Larry Sacharuk) to the New York Rangers for Jim Lorentz.
3-3-72	Lost Kevin O'Shea on waivers to St. Louis.
3-4-72	Traded Eddie Shack to Pittsburgh for Rene Robert.
3-5-72	Traded Chris Evans to St. Louis for George Morrison and a second round draft choice in 1972 (Larry Carriere).
3-5-72	Sold Phil Goyette to the N.Y. Rangers.
6-5-72	Acquired Tim Horton from Pittsburgh in Intra-League Draft.
6-6-72	Lost Tom Miller and Ken Murray to the N.Y. Islanders and Rod Zaine to Atlanta in the Expansion Draft.
6-18-72	Purchased Rod Busniuk from Montreal.
2-14-73	Traded Butch Deadmarsh to Atlanta for Norm Gratton.
6-12-73	Lost Ray McKay to California and acquired Joe Noris from St. Louis in the Intra-League Draft.
6-14-73	Traded Jake Rathwell to St. Louis for Paul Curtis.
12-27-73	Traded Tracy Pratt and John Gould to Vancouver for Jerry Korab.
1-21-74	Traded Paul Curtis to the N.Y. Rangers for Real Lemieux.
3-10-74	Traded Doug Rombough to the N.Y. Islanders for Brian Spencer.
6-10-74	Lost Ron Busniuk to Detroit in Intra-League Draft.
6-12-74	Lost Paul Terbenche to Kansas City and Steve Atkinson and Randy Wyrozub to Washington in the Expansion Draft.
10-14-74	Traded Gerry Meehan and Mike Robitaille to Vancouver for Jocelyn Guevremont and Bryan McSheffrey.
1-27-75	Traded Norm Gratton and a third round draft choice in 1976 (Ron Zanussi) to Minnesota for Fred Stanfield.
3-3-75	Traded the rights to Jean Lariviere to the N.Y. Islanders for the rights to Gerry Desjardins.
10-1-75	Sold Rocky Farr to Kansas City.
10-1-75	Traded Larry Carriere, a first round draft choice in 1976 (Greg Carroll) and cash to Atlanta for Jacques Richard.
6-11-76	Traded the rights to free agent Peter McNab to Boston for the rights to free agent Andre Savard.
3-3-77	Sold Roger Crozier to Washington.
9-20-77	Traded Brian Spencer to Pittsburgh for Ron Schock.
2-6-79	Traded Gary McAdam to Pittsburgh for Dave Schultz.
3-12-79	Traded Jocelyn Guevremont to the N.Y. Rangers for a third round draft choice in 1979 (Jacques Cloutier) and a third round draft choice in 1980 (Sean McKenna).
6-13-79	Lost Lee Fogolin and Ron Areshenkoff to Edmonton, Terry Martin to Quebec and Dave Given to Hartford in the Expansion Draft.
10-5-79	Traded Rene Robert to Colorado for John Van Boxmeer.

Date Transaction

11-13-79	Traded Alex Tidey to Edmonton for John Gould.
3-10-80	Traded Jerry Korab to Los Angeles for a first round draft choice in 1982 (Phil Housley).
10-30-80	Traded Bill Stewart to St. Louis for Bob Hess and a fourth round draft choice in 1981 (Anders Wickenberg).
1-12-81	Lost Rick Dudley on waivers to Winnipeg.
3-10-81	Traded Rick Martin to Los Angeles for a third round draft choice in 1981 (Colin Chisholm) and a first round draft choice in 1983 (Tom Barrasso).
3-10-81	Traded Don Luce to Los Angeles for a sixth round draft choice in 1982 (Jeff Parker) and cash.
10- 5-81	Acquired Yvon Lambert from Montreal and lost Rob McClanahan to Hartford in Waiver Draft.
12- 2-81	Traded Jim Schoenfeld, Danny Gare and Derek Smith to Detroit for Mike Foligno, Dale McCourt and Brent Peterson.
12- 2-81	Traded Bob Sauve to Detroit for a conditional first round draft choice (Sauve was returned to the Sabres after the 1981-82 season).
2- 8-82	Acquired Paul Harrison on waivers from Pittsburgh.
6- 9-82	Traded Alan Haworth and a third round draft choice in 1982 (Milan Novy) to Washington for a second round draft choice (Mike Anderson) and a fourth round draft choice (Timo Jutila) in 1982.
6- 9-82	Traded Don Edwards, Richie Dunn, a second round draft choice in 1982 (Rich Kromm) and a first round draft choice in 1983 (Dan Quinn) to Calgary for a first round draft choice (Paul Cyr) and second round draft choice (Jens Johansson) in 1982 and a first round draft choice (Norm Lacombe) and a second round draft choice in 1983 (John Tucker).
6- 9-82	Traded a 12th round draft choice in 1982 (Marco Callas) to Washington for a 12th round draft choice in 1983 (Kermit Salfi)
6- 6-83	Traded Tony McKegney, Andre Savard, J.F. Sauve and a third round draft choice in 1983 (Iirvo Jarvi) to Quebec for Real Cloutier and a first round draft choice in 1983 (Adam Creighton).
10- 3-83	Lost John Van Boxmeer to Quebec in the Waiver Draft.
12- 6-84	Traded Steve Patrick and Jim Wiemer to the N.Y. Rangers for Dave Maloney and Chris Renaud.
9- 9-85	Purchased Don Lever from New Jersey.
10- 4-85	Traded Randy Cunneyworth and Mike Moller to Pittsburgh for Pat Hughes.
10- 7-85	Lost Brent Peterson to Vancouver in the Waiver Draft.
10-15-85	Traded Bob Sauve to Chicago for a third round draft choice in 1985 (Kevin Kerr).
1-30-86	Traded Larry Playfair, Sean McKenna and Ken Baumgartner to Los Angeles for Brian Engblom and Doug Smith.
3-11-86	Traded a 12th round draft choice in 1986 (Doug Kirton) to New Jersey for Phil Russell.
4-22-86	Traded a 3rd round draft choice in 1987 (Ross Wilson) to Los Angeles for an 8th round draft choice in 1987 (Tim Roberts) and future considerations.
6-21-86	Traded Gilles Hamel to Winnipeg for Scott Arniel.
10- 3-86	Traded Brian Engblom to Calgary for Jim Korn.
10- 6-86	Acquired Clark Gillies from the N.Y. Islanders and Wilf Paiement from the N.Y. Rangers while losing Pat Hughes to St. Louis and Mal Davis to Los Angeles in the Waiver Draft.
10- 7-86	Traded Ric Seiling to Detroit for future considerations.
11-19-86	Traded a second round draft choice in 1988 (Martin St. Amour) to Montreal for Tom Kurvers.
3- 6-87	Traded Norm Lacombe, the professional rights to Wayne Van Dorp and a fourth round draft choice in 1987 (Peter Eriksson) to Edmonton for Mark Napier, Lee Fogolin and a fourth round draft choice in 1987 (John Bradley).
5-22-87	Traded Jim Korn to New Jersey for Jan Ludvig.
6-13-87	Traded Tom Kurvers to New Jersey for a third round draft choice in 1987 (Andrew MacVicar) and future considerations.
10- 5-87	Acquired Ed Hospodar from Philadelphia and Kevin Maguire from Toronto and lost Dave Fenyves to Philadelphia in the Waiver Draft.
10-13-87	Traded Andy Ristau to Minnesota for a sixth round draft choice in 1988 (David Di Vita).
12-31-87	Traded Paul Cyr and a 10th round draft choice in 1988 (Eric Fenton) to the N.Y. Rangers for Mike Donnelly and a fifth round draft choice in 1988 (Alexander Mogilny).
2-11-88	Traded Steve Dykstra and a seventh round draft choice in 1989 to Edmonton for Scott Metcalfe and a ninth round draft choice in 1989.

SABRE FACT

The Sabres have the sixth-best record in the NHL since 1979. They have 813 points for a winning percentage of .565.



NIAGARA FRONTIER
SPORTS NETWORK

presents

30 SABRES HOME GAME CABLECASTS

SABRES ON CABLE TV

OCT	06	THURSDAY	MONTREAL CANADIENS	7:35 PM
	12	WEDNESDAY	PITTSBURGH PENGUINS	7:35 PM
	16	SUNDAY	QUEBEC NORDIQUES	7:35 PM
	21	FRIDAY	MONTREAL CANADIENS	7:35 PM
	26	WEDNESDAY	HARTFORD WHALERS	7:35 PM
30	SUNDAY	BOSTON BRUINS	7:05 PM	
NOV	02	WEDNESDAY	N.Y. RANGERS	7:35 PM
	09	WEDNESDAY	CALGARY FLAMES	7:35 PM
	13	SUNDAY	EDMONTON OILERS	7:05 PM
	25	FRIDAY	CHICAGO BLACK HAWKS	7:35 PM
	27	SUNDAY	PHILADELPHIA FLYERS	7:05 PM
30	WEDNESDAY	QUEBEC NORDIQUES	7:35 PM	
DEC	02	FRIDAY	HARTFORD WHALERS	7:35 PM
	19	MONDAY	EDMONTON OILERS	7:35 PM
	26	MONDAY	BOSTON BRUINS	7:35 PM
	28	WEDNESDAY	DETROIT RED WINGS	7:35 PM
	31	SATURDAY	PHILADELPHIA FLYERS	7:05 PM
JAN	06	FRIDAY	NEW JERSEY DEVILS	7:35 PM
	22	SUNDAY	BOSTON BRUINS	1:05 PM
	27	FRIDAY	MONTREAL CANADIENS	7:35 PM
FEB	12	SUNDAY	ST. LOUIS BLUES	7:05 PM
	17	FRIDAY	PITTSBURGH PENGUINS	7:35 PM
	19	SUNDAY	DETROIT RED WINGS	1:05 PM
	22	WEDNESDAY	N.Y. ISLANDERS	7:35 PM
MAR	01	WEDNESDAY	LOS ANGELES KINGS	7:35 PM
	05	SUNDAY	QUEBEC NORDIQUES	7:05 PM
	22	WEDNESDAY	ST. LOUIS BLUES	7:35 PM
	28	TUESDAY	HARTFORD WHALERS	7:35 PM
	30	THURSDAY	MONTREAL CANADIENS	7:35 PM
APR	02	SUNDAY	QUEBEC NORDIQUES	7:05 PM

Check your local cable listing for channel location

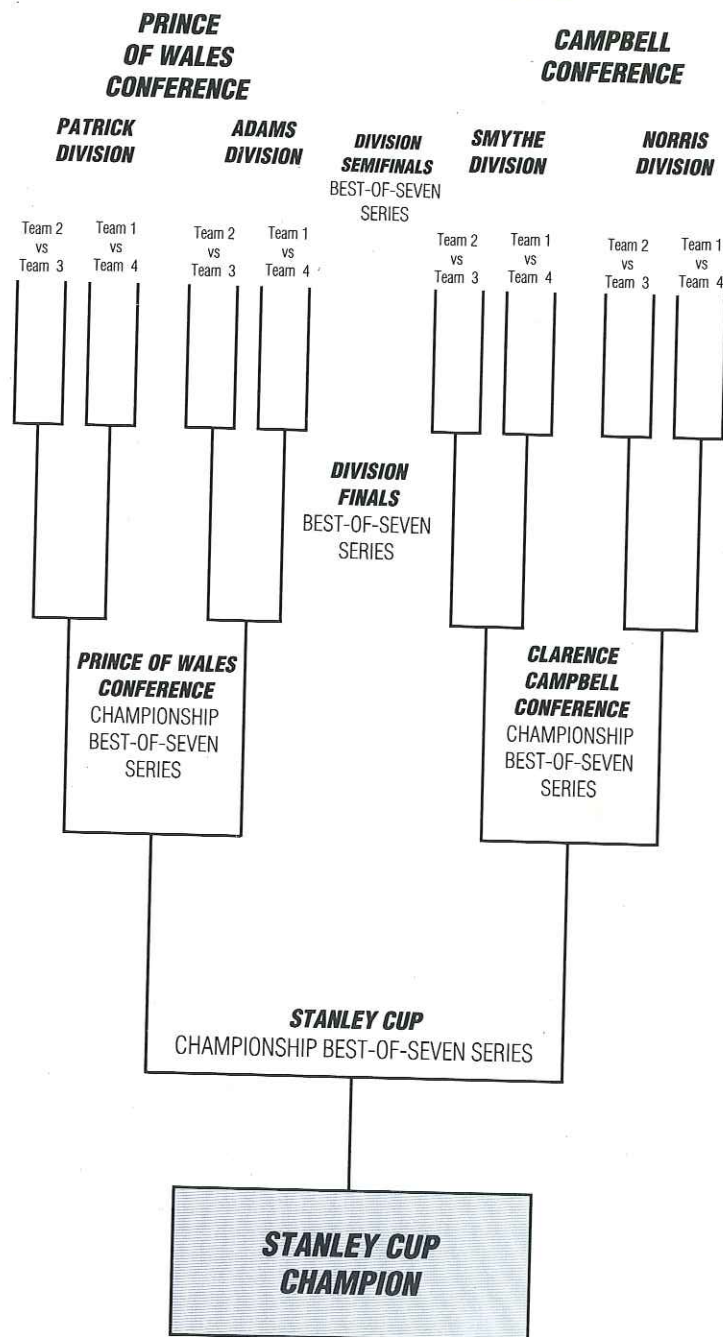
NHL POINT DIFFERENTIAL FROM 1986-87 TO 1987-88

Team	86-87	87-88	Diff.
Buffalo	64	85	+21
New Jersey	64	82	+18
Detroit	78	93	+15
Montreal	92	103	+11
Calgary	95	105	+10
Boston	85	94	+9
Pittsburgh	72	81	+9
NY Islanders	82	88	+6
NY Rangers	76	82	+6
Washington	86	85	-1
Los Angeles	70	68	-2
Quebec	72	69	-3
St. Louis	79	76	-3
Chicago	72	69	-3
Vancouver	66	59	-7
Edmonton	106	99	-7
Winnipeg	88	77	-11
Philadelphia	100	85	-15
Hartford	93	77	-16
Toronto	70	52	-18
Minnesota	70	51	-19

Sabres' All-Time Attendance Figures

Year	GP	Attendance	Average
1970-71	39	379,121	9,721
1971-72	39	597,622	15,324
1972-73	39	609,570	15,632
1973-74	39	611,052	15,668
1974-75	40	626,720	15,668
1975-76	40	657,320	16,433
1976-77	40	657,320	16,433
1977-78	40	657,320	16,433
1978-79	40	657,320	16,433
1979-80	40	657,320	16,433
1980-81	40	657,320	16,433
1981-82	40	619,400	15,585
1982-83	40	515,766	12,894
1983-84	40	566,562	14,164
1984-85	40	613,441	15,336
1985-86	40	587,635	14,691
1986-87	40	527,241	13,181
1987-88	40	571,088	14,277

THE ROAD TO THE STANLEY CUP





A TRADITION
OF QUALITY

MEDIA INFORMATION

Requests for information should be directed to the Sabres' Public Relations Department, Buffalo Sabres, Memorial Auditorium, Buffalo, NY 14202. The phone number is (716) 856-7300.

Season passes are available only to those media members who report on the team on a regular basis. Those who need media credentials for an individual game should contact Budd Bailey before noon the day of the game. Press box seats will be filled on a space-available basis. Gate-crashers in the press box will be forced to watch reruns of "Gomer Pyle" for four hours.

The media entrance to Memorial Auditorium during Sabres' games is located on the Pearl Street side of the building at street level. Pearl St. runs along the west side of the Aud. There is no media parking area.

Press credentials will be held at this entrance until the start of the games, and they can be picked up earlier on game days from the public relations department.

The Sabres' press lounge opens two hours before game time, and it is located on the west side of the Auditorium between the second and third level. To reach the press box, take escalators on the west side of the building to the fifth and highest level. The entrance ramp is about 25 feet beyond the end of the escalator. Credentials should be displayed at all times for admission to the press box, press lounge and dressing room areas.

A limited amount of credit card phones are available for use, as well as one pay phone.

Memorial Auditorium is at the intersection of Main and Terrace Streets in downtown Buffalo. Visitors to the city can come to the Aud by traveling on Interstate 190 and using the Elm Street exit. Take a left on Seneca Street, then take a left on Pearl Street.

Most practices will be held at Sabreland, the Sabres' practice facility on Niagara Falls Boulevard in Wheatfield. Practices are open to the media, and reporters should contact the public relations department to verify times or receive directions to the facility.

PRESS BOX STAFF

Out of Town Scoreboard - Gerry Magill

Message System Operation - John Yuskiv

Press Lounge - Dick and Debbie Abrahamson

Statistics - Sandy Marzullo

Assistants: Frank Elardo, Marty Elardo, Mary C. Smith, Roman Konotopskyj, John Kutch, Peter Appler, Stan Nieradka, Mary Summers.

SABRES' PRONOUNCIATION GUIDE

Andreychuk - AND-reh-chuck

Arniel - ar-NEEL

Foligno - foh-LEE-noh

Gretzky - GREHTZ-kee

Guay - GAY

Haikidis - hal-KEE-dihs

Housley - HOWS-lee

Kaese - KAY-cee

Krupp - OO-vay KROOP

Ludvig - LOOD-viug

Napier - NAY-pee-er

Puppa - POO-pah

Rein - RYNE

Ruutu - ROU-too

Tkachuk - ta-CHOOK

Turgeon - TUR-zheon

Wakaluk - WAUK-ah-luk

SABRE FACT

The Sabres were one of four NHL teams in 1987-88 to have a .500 or better record on the road. The others were Calgary, Montreal and Boston.

NHL DIRECTORY

Boston Bruins

Boston Garden
150 Causeway St.
Boston, Mass. 02114
(617) 227-3206

Calgary Flames

The Olympic Saddledome
P.O. Box 1540 - Station M
Calgary, Alta. T2P 3B9
(403) 261-0475

Chicago Blackhawks

Chicago Stadium
1800 W. Madison St.
Chicago, Ill. 60612
(312) 733-5300

Detroit Red Wings

Joe Louis Sports Arena
600 Civic Center Dr.
Detroit, Mich. 48226
(313) 567-7333

Edmonton Oilers

Northlands Coliseum
7424 - 118 Ave.
Edmonton, Alta. T5B 4M9
(403) 474-8561

Hartford Whalers

Hartford Civic Center Coliseum
One Civic Center Plaza
Hartford, Conn. 06103
(203) 728-3366

Los Angeles Kings

The Forum
3900 W. Manchester Blvd.
Inglewood, Calif. 90306
(213) 674-6000

Minnesota North Stars

Metropolitan Sports Center
7901 Cedar Avenue South
Bloomington, Minn. 55420
(612) 853-9333

Montreal Canadiens

Montreal Forum
2313 St. Catherine St.
Montreal, Que. H3H 1N2
(514) 932-2582

New Jersey Devils

Byrne Meadowlands Arena
P.O. Box 504
East Rutherford, N.J. 07073
(201) 935-6050

New York Islanders

Nassau Coliseum
Uniondale, NY 11553
(516) 794-4100

New York Rangers

Madison Square Garden
4 Pennsylvania Plaza
New York, NY 10001
(212) 563-8000

Philadelphia Flyers

The Spectrum
Pattison Place
Philadelphia, PA 19148
(215) 465-4500

Pittsburgh Penguins

Civic Arena
Pittsburgh, PA 15219
(412) 642-1800

Quebec Nordiques

Quebec Coliseum
2205 Ave. du Colisee
Quebec, Quebec G1L 4W7
(418) 529-8441

St. Louis Blues

St. Louis Arena
5700 Oakland Ave.
St. Louis, MO 63110
(314) 781-5300

Toronto Maple Leafs

Maple Leaf Gardens
60 Carlton St.
Toronto, Ontario M5B 1L1
(416) 977-1641

Vancouver Canucks

Pacific Coliseum
100 North Renfrew St.
Vancouver, B.C. V5K 3N7
(604) 254-5141

Washington Capitals

Capital Centre
Landover, MD 20785
(301) 386-7000

Winnipeg Jets

Winnipeg Arena
15 - 1430 Maroons Road
Winnipeg, Manitoba R3G 0L5
(204) 772-9491

NHL - Montreal

1155 Metcalfe St. - Suite 960
Montreal, Quebec H3B 2W2
(514) 871-9220

NHL - New York

500 Fifth Ave. - 34th Floor
New York, NY 10110
(212) 398-1100

NHL NOTES OF INTEREST

ENTRY DRAFT: It will be held on June 17, 1989 in Minnesota as part of the Annual NHL Congress.

GOALS-AGAINST AVERAGE: To calculate for a player or team, divide goals against by minutes played and multiply by 60.

PLUS-MINUS RATING: A player received a "plus-one" when he is on the ice for an even-strength or short-handed goal by his team. He receives a "minus-one" when he is on the ice for an even-strength or short-handed goal by the other team. The overall season rating is determined by totaling all of the pluses and minuses for the season.

POWER PLAY RANKINGS: When a team scores during a five minute power play situation, it is considered that a new situation is about to begin. Therefore, if a team scores one power play goal in five minutes it is considered one for two in the official league rankings. If it scores two goals in that time, it is considered two for three.

ROOKIE: In order to be considered a rookie, a player must not have played in 25 or more NHL games in any preceding season, nor in six or more NHL games in each of any two preceding seasons.

TIE-BREAKERS IN THE STANDINGS: According to the NHL, the following is the official method of determining which team is higher in the standings if two or more clubs have the same number of points:

1. Overall wins.
2. Points in head-to-head competition.
3. Overall goals scored minus overall goals allowed.
4. Special emergency meeting or conference call of general managers.

There is no provision for a coin flip. The same procedure is used for determining the order of the Entry Draft.


TRADING DEADLINE: The deadline is the 26th day preceding the final day of the NHL regular season. The date also marks the last day for loans and recalls from minor league teams except in emergency (usually injury-related) situations.

SABRE FACT

The Sabres were 0-1-11 in overtime in 1987-88, bringing their all-time overtime record to 7-11-46. Steve Thomas of Chicago scored in overtime against Buffalo on February 14, 1988.

NYNEX Yellow Pages

THE PLAYOFFS



All-Time Sabre Playoff Results

Date	Score	Location
April 4, 1973	Montreal 2, Buffalo 1	Montreal
April 5, 1973	Montreal 7, Buffalo 3	Montreal
April 7, 1973	Montreal 5, Buffalo 2	Buffalo
April 8, 1973	Buffalo 5, Montreal 1	Buffalo
April 10, 1973	Buffalo 3, Montreal 2 OT	Montreal
April 12, 1973	Montreal 4, Buffalo 2	Buffalo
(Montreal wins series 4 games to 3)		
April 13, 1975	Buffalo 4, Chicago 1	Buffalo
April 15, 1975	Buffalo 3, Chicago 1	Buffalo
April 17, 1975	Chicago 5, Buffalo 4 OT	Chicago
April 20, 1975	Buffalo 6, Chicago 2	Chicago
April 22, 1975	Buffalo 3, Chicago 1	Buffalo
(Buffalo wins series 4 games to 1)		
April 27, 1975	Buffalo 6, Montreal 5 OT	Buffalo
April 29, 1975	Buffalo 4, Montreal 2	Buffalo
May 1, 1975	Montreal 7, Buffalo 0	Montreal
May 3, 1975	Montreal 8, Buffalo 2	Montreal
May 6, 1975	Buffalo 5, Montreal 4 OT	Buffalo
May 8, 1975	Buffalo 4, Montreal 3	Montreal
(Buffalo wins series 4 games to 2)		
May 15, 1975	Philadelphia 4, Buffalo 1	Philadelphia
May 18, 1975	Philadelphia 2, Buffalo 1	Philadelphia
May 20, 1975	Buffalo 5, Philadelphia 4 OT	Buffalo
May 22, 1975	Buffalo 4, Philadelphia 2	Buffalo
May 25, 1975	Philadelphia 5, Buffalo 1	Philadelphia
May 27, 1975	Philadelphia 2, Buffalo 0	Buffalo
(Philadelphia wins series 4 games to 2)		
April 6, 1976	St. Louis 5, Buffalo 2	St. Louis
April 8, 1976	Buffalo 3, St. Louis 2 OT	Buffalo
April 9, 1976	Buffalo 2, St. Louis 1 OT	Buffalo
(Buffalo wins series 2 games to 1)		
April 11, 1976	Buffalo 5, N.Y. Islanders 3	Buffalo
April 13, 1976	Buffalo 3, N.Y. Islanders 2 OT	Buffalo
April 15, 1976	N.Y. Islanders 5, Buffalo 3	N.Y. Islanders
April 17, 1976	N.Y. Islanders 4, Buffalo 2	N.Y. Islanders
April 20, 1976	N.Y. Islanders 4, Buffalo 2	Buffalo
April 22, 1976	N.Y. Islanders 3, Buffalo 2	N.Y. Islanders
(N.Y. Islanders win series 4 games to 2)		
April 5, 1977	Buffalo 4, Minnesota 2	Buffalo
April 7, 1977	Buffalo 7, Minnesota 1	Minnesota
(Buffalo wins series 2 games to 0)		
April 11, 1977	N.Y. Islanders 4, Buffalo 2	N.Y. Islanders
April 13, 1977	N.Y. Islanders 4, Buffalo 2	N.Y. Islanders
April 15, 1977	N.Y. Islanders 4, Buffalo 3	Buffalo
April 17, 1977	N.Y. Islanders 4, Buffalo 3	Buffalo
(N.Y. Islanders win series 4 games to 0)		
April 11, 1978	Buffalo 4, N.Y. Rangers 1	Buffalo
April 13, 1978	N.Y. Rangers 4, Buffalo 3 (OT)	N.Y. Rangers
April 15, 1978	Buffalo 4, N.Y. Rangers 1	Buffalo
(Buffalo wins series 2 games to 1)		
April 17, 1978	Philadelphia 4, Buffalo 1	Philadelphia
April 19, 1978	Philadelphia 3, Buffalo 2	Philadelphia
April 22, 1978	Buffalo 4, Philadelphia 1	Buffalo
April 23, 1978	Philadelphia 4, Buffalo 2	Buffalo
April 25, 1978	Philadelphia 4, Buffalo 2	Philadelphia
(Philadelphia wins series 4 games to 1)		
April 10, 1979	Pittsburgh 4, Buffalo 3	Buffalo
April 12, 1979	Buffalo 3, Pittsburgh 1	Pittsburgh
April 14, 1979	Pittsburgh 4, Buffalo 3 OT	Buffalo
(Pittsburgh wins series 2 games to 1)		

Date	Score	Location
April 8, 1980	Buffalo 2, Vancouver 1	Buffalo
April 9, 1980	Buffalo 6, Vancouver 0	Buffalo
April 11, 1980	Vancouver 5, Buffalo 4	Vancouver
April 12, 1980	Buffalo 3, Vancouver 1	Vancouver
(Buffalo wins series 3 games to 1)		
April 16, 1980	Buffalo 5, Chicago 0	Buffalo
April 17, 1980	Buffalo 6, Chicago 4	Buffalo
April 19, 1980	Buffalo 2, Chicago 1	Chicago
April 20, 1980	Buffalo 3, Chicago 2	Chicago
(Buffalo wins series 4 games to 0)		
April 29, 1980	N.Y. Islanders 4, Buffalo 1	Buffalo
May 1, 1980	N.Y. Islanders 2, Buffalo 1 OT	Buffalo
May 3, 1980	N.Y. Islanders 7, Buffalo 4	N.Y. Islanders
May 6, 1980	Buffalo 7, N.Y. Islanders 4	N.Y. Islanders
May 8, 1980	Buffalo 2, N.Y. Islanders 0	Buffalo
May 10, 1980	N.Y. Islanders 5, Buffalo 2	N.Y. Islanders
(N.Y. Islanders win series 4 games to 2)		
April 8, 1981	Buffalo 3, Vancouver 2 OT	Buffalo
April 9, 1981	Buffalo 5, Vancouver 2	Buffalo
April 11, 1981	Buffalo 5, Vancouver 3	Vancouver
(Buffalo wins series 3 games to 0)		
April 16, 1981	Minnesota 4, Buffalo 3 OT	Buffalo
April 17, 1981	Minnesota 5, Buffalo 2	Buffalo
April 19, 1981	Minnesota 6, Buffalo 4	Minnesota
April 20, 1981	Buffalo 5, Minnesota 4 OT	Minnesota
April 22, 1981	Minnesota 4, Buffalo 3	Buffalo
(Minnesota wins series 4 games to 1)		
April 7, 1982	Boston 3, Buffalo 1	Boston
April 8, 1982	Boston 7, Buffalo 3	Boston
April 10, 1982	Buffalo 5, Boston 2	Buffalo
April 11, 1982	Boston 5, Buffalo 2	Buffalo
(Boston wins series 3 games to 1)		
April 6, 1983	Buffalo 1, Montreal 0	Montreal
April 7, 1983	Buffalo 3, Montreal 0	Montreal
April 9, 1983	Buffalo 4, Montreal 2	Buffalo
(Buffalo wins series 3 games to 0)		
April 14, 1983	Buffalo 7, Boston 4	Boston
April 15, 1983	Boston 5, Buffalo 3	Boston
April 17, 1983	Buffalo 4, Boston 3	Buffalo
April 18, 1983	Boston 6, Buffalo 2	Buffalo
April 20, 1983	Boston 9, Buffalo 0	Boston
April 22, 1983	Buffalo 5, Boston 3	Buffalo
April 24, 1983	Boston 3, Buffalo 2 OT	Boston
(Boston wins series 4 games to 3)		
April 4, 1984	Quebec 3, Buffalo 2	Buffalo
April 5, 1984	Quebec 6, Buffalo 2	Buffalo
April 7, 1984	Quebec 4, Buffalo 1	Quebec
(Quebec wins series 3 games to 0)		
April 10, 1985	Quebec 5, Buffalo 2	Quebec
April 11, 1985	Quebec 3, Buffalo 2	Quebec
April 13, 1985	Buffalo 6, Quebec 4	Buffalo
April 14, 1985	Buffalo 7, Quebec 4	Buffalo
April 16, 1985	Quebec 6, Buffalo 5	Quebec
(Quebec wins series 3 games to 2)		
April 6, 1988	Boston 7, Buffalo 3	Boston
April 7, 1988	Boston 4, Buffalo 1	Boston
April 9, 1988	Buffalo 6, Boston 2	Buffalo
April 10, 1988	Buffalo 6, Boston 5 OT	Buffalo
April 12, 1988	Boston 5, Buffalo 4	Boston
April 14, 1988	Boston 5, Buffalo 2	Buffalo
(Boston wins series 4 games to 2)		



1988 Playoffs Boston vs. Buffalo



SUMMARY:

	GP	W	L	GF	GA	PIM
Buffalo	6	2	4	22	28	284
Boston	6	4	2	28	22	308

AT BUFFALO:

April 9	Buffalo 6	Boston 2
April 10	Buffalo 6	Boston 5 OT
April 14	Boston 5	Buffalo 2

AT BOSTON:

April 6	Boston 7	Buffalo 3
April 7	Boston 4	Buffalo 1
April 12	Boston 5	Buffalo 4

INDIVIDUAL SCORING LEADERS

BUFFALO	GP	G	A	PTS	PIM	BOSTON	GP	G	A	PTS	PIM
Tucker	6	7	3	10	18	Linseman	6	4	5	9	16
Turgeon	6	4	3	7	4	Bourque	6	1	7	8	16
Ruuttu	6	2	5	7	4	Joyce	6	2	4	6	5
Andreychuk	6	2	4	6	0	Neely	6	2	4	6	27
Housley	6	2	4	6	7	Middleton	3	3	2	5	4
Foligno	6	3	2	5	31	Janney	6	2	3	5	5
Napier	6	0	3	3	0	McCarthy	6	2	3	5	6
Ramsey	6	0	3	3	29	Kluzak	6	1	4	5	43
Sheppard	6	1	1	2	2	Kasper	6	2	2	4	2
Ruff	6	0	2	2	23	Sweeney	6	2	2	4	17
Andersson	1	1	0	1	0	Crowder	6	1	3	4	10
Gillies	5	0	1	1	25	Wesley	6	3	0	3	14
Johansson	6	0	1	1	0	Thelven	6	1	2	3	12
Arniel	6	0	1	1	5	Burridge	6	0	3	3	2
Smith	1	0	0	0	0	Plett	4	1	0	1	16
Reekie	2	0	0	0	4	Shoebottom	4	1	0	1	42
Halkidis	4	0	0	0	22	Blum	2	0	1	1	0
Maguire	5	0	0	0	50	Hawgood	1	0	0	0	0
Priestlay	6	0	0	0	11	Markwart	1	0	0	0	0
Krupp	6	0	0	0	15	Lemay	2	0	0	0	0
Hartman	6	0	0	0	35	Byers	2	0	0	0	14
						O'Dwyer	3	0	0	0	0
						Miller	3	0	0	0	48
						Pedersen	5	0	0	0	9

GWG: Tucker (2)

PPG: Tucker (4), Turgeon (3), Ruuttu, Andreychuk, Housley, Sheppard

SHG: None

GWG: Middleton, Kluzak, Plett, Shoebottom

PPG: Wesley (3), Joyce, Janney, Linseman

SHG: Middleton, Kluzak, Kasper

GOALTENDING

BUFFALO	GP	MIN	GA	EN	SO	AVG	W-L	BOSTON	GP	MIN	GA	EN	SO	AVG	W-L
Barrasso	4	224	16	1	0	4.29	1-3	Lemelin	4	246	14	0	0	3.41	3-1
Puppa	3	142	11	0	0	4.65	1-1	Moog	2	120	8	0	0	4.00	1-1

GOALS BY PERIOD	1	2	3	OT	TOT
Buffalo	3	8	10	1	22
Boston	9	7	12	0	28

SHOTS BY PERIOD	1	2	3	OT	TOT
Buffalo	43	59	58	3	163
Boston	69	59	58	1	187

SABRES' ALL-TIME PLAYOFF SCORING

PLAYER	GP	G	A	PTS	PIM
Gil Perreault	90	33	70	103	44
Rick Martin	62	24	29	53	74
Craig Ramsay	89	17	31	48	27
Danny Gare	57	23	21	44	147
Rene Robert	47	22	16	38	71
Don Luce	62	17	19	36	46
Ric Seiling	55	14	14	28	31
Derek Smith	30	9	14	23	13
Lindy Ruff	42	11	10	21	164
Jerry Korab	46	7	14	21	69

Mike Ramsey	49	6	15	21	119
Jocelyn Guevremont	40	4	17	21	18
Jim Lorentz	35	11	9	20	22
Tony McKegney	38	11	9	20	10
Mike Foligno	28	10	9	19	110
John Van Boxmeer	35	5	14	19	35
Phil Housley	24	8	10	18	16
Bill Hajt	80	2	16	18	70
John Tucker	14	9	8	17	18
Andre Savard	45	5	11	16	40

Jim Schoenfeld	75	3	13	16	151
Richie Dunn	27	2	14	16	16
Dave Andreychuk	17	7	8	15	10
Dale McCourt	14	5	5	10	4
Rick Dudley	25	7	2	9	69
Alan Haworth	10	4	5	9	4
Paul Cyr	18	3	6	9	21
Peter McNab	25	2	6	8	4
Pierre Turgeon	6	4	3	7	4
Christian Ruuttu	6	2	5	7	4

Gilles Hamel	18	2	5	7	8
Lee Fogolin	30	0	6	6	58
Larry Playfair	39	0	6	6	97
Gary McAdam	15	3	2	5	7
Brent Peterson	22	2	3	5	50
Brian Spencer	30	1	4	5	12
Jean Francois Sauve	7	2	2	4	0
Terry Martin	11	2	2	4	10
Hannu Virta	17	1	3	4	6
Gates Orlando	5	0	4	4	14

Yvon Lambert	4	3	0	3	2
Jacques Richard	12	2	1	3	7
Bob Mongrain	11	1	2	3	2
Mark Napier	6	0	3	3	0
Bill Stewart	9	0	3	3	0
Larry Carriere	23	0	3	3	40
Ray Sheppard	6	1	1	2	2
Sean McKenna	8	1	1	2	2
Dave Schultz	3	0	2	2	4
Rob McClanahan	15	0	2	2	17

PLAYER	GP	G	A	PTS	PIM
Mikael Andersson	1	1	0	1	0
Larry Mickey	6	1	0	1	5
Mal Davis	7	1	0	1	0
Mike Moller	3	0	1	1	0
Clark Gillies	5	0	1	1	25
Calle Johansson	6	0	1	1	0
Gerry Meehan	6	0	1	1	0
Norm Gratton	6	0	1	1	2
Tim Horton	6	0	1	1	4
Scott Arniel	6	0	1	1	5
Ken Breitenbach	8	0	1	1	4
Steve Patrick	8	0	1	1	6
Roger Crozier	9	0	1	1	2
Michel Deziel	1	0	0	0	0
Paul Harrison	1	0	0	0	0
Dave Maloney	1	0	0	0	0
Phil Myre	1	0	0	0	0
Al Smith	1	0	0	0	0
Doug Smith	1	0	0	0	0
Jim Wierner	1	0	0	0	0
Real Cloutier	2	0	0	0	0
Dave Dryden	2	0	0	0	0
Joe Kowal	2	0	0	0	0
Ron Schock	2	0	0	0	0
Alex Tidey	2	0	0	0	0
Joe Reekie	2	0	0	0	4
Paul McIntosh	2	0	0	0	7
Hugh Harris	3	0	0	0	0
Val James	3	0	0	0	0
Daren Puppa	3	0	0	0	0
Kevin Maguire	5	0	0	0	50
Mike Robitaille	6	0	0	0	0
Paul Terbenche	6	0	0	0	0
Tracy Pratt	6	0	0	0	6
Larry Hillman	6	0	0	0	8
Ken Priestlay	6	0	0	0	11
Uwe Krupp	6	0	0	0	15
Mike Hartman	6	0	0	0	35
Bob Halkidis	8	0	0	0	41
Dave Fenyves	11	0	0	0	9
Tom Barrasso	12	0	0	0	9
Bob Sauve	22	0	0	0	2
Gerry Desjardins	25	0	0	0	4
Don Edwards	31	0	0	0	7

SABRES' ALL-TIME PLAYOFF GOALTENDING STATISTICS

PLAYER	GP	MIN	GA	EN	SO	AVG.	W	L
Paul Harrison	1	26	1	0	0	2.31	0	0
Roger Crozier	9	541	25	1	0	2.77	5	4
Bob Sauve	23	1268	59	1	4	2.79	13	9
Don Edwards	31	1859	98	3	1	3.16	13	18
Gerry Desjardins	25	1382	75	1	0	3.25	11	11
Al Smith	1	17	1	0	0	3.53	0	0
Tom Barrasso	12	663	46	1	0	4.16	3	8
Dave Dryden	2	120	9	0	0	4.50	0	2
Daren Puppa	3	142	11	0	0	4.65	1	1
Phil Myre	1	57	7	0	0	7.37	0	0

SABRES' TEAM PLAYOFF RECORDS ONE PLAYOFF YEAR

Most Wins: 10 - 1975 (17 games)
Fewest Wins: 0 - 1984 (3 games)
Most Losses: 7 - 1975 (17 games)
Fewest Losses: 2 - 1979 (3 games)
Most Goals For: 53 - 1975 (17 games)
Fewest Goals For: 5 - 1984 (3 games)
Most Goals Against: 58 - 1975 (17 games)
Fewest Goals Against: 9 - 1979 (3 games)
Most Shutouts For: 3 - 1980 (14 games)
Most Shutouts Against: 1 - 1975, 1980
Most Overtime Games: 4 - 1975 (17 games)
Longest Winning Streak: 5 - Apr. 12, 16, 17, 19 & 20, 1980
Longest Losing Streak: 4 - April 11, 13, 15 & 17, 1977
 - April 15, 17, 20 & 22, 1976
Greatest Winning Margin: 6 - 6-0 vs. Vancouver in 1980
 - 7-1 vs. Minnesota in 1977
Greatest Losing Margin: 9 - 9-0 at Boston in 1983
Most Power Play Goals: 17 - 1980 (14 games)
Most Power Play Goals Against: 14 - 1975 (17 games)
Most Short-handed Goals: 2 - 1975 (17 games)
Most Short-handed Goals Against: 3 - 1988 (6 games); 1980 (14 games)
Most Shots on Goal: 532 - 1975 (17 games)
Fewest Shots on Goal: 83 - 1984 (3 games)
Most Shots on Goal Against: 459 - 1975 (17 games)
Fewest Shots on Goal Against: 73 - 1984 (3 games)
Most Penalty Minutes: 286 - 1988 (6 games)
Most Opponents' Penalty Minutes: 308 - 1988 (6 games)

ONE GAME ONLY

Most Goals: 7 - vs. Quebec, Apr. 14, 1985; at Boston, Apr. 14, 1983; at N.Y. Islanders, May 6, 1980; at Minnesota, Apr. 7, 1977
Most Goals Against: 9 - at Boston, Apr. 20, 1983
Most Goals, Buffalo and Opponent: 11 - at Quebec, Apr. 16, 1985 (6-5 loss); vs. Quebec, Apr. 14, 1985 (7-4 win); at Boston, Apr. 14, 1983 (7-4 win); at N.Y. Islanders, May 6, 1980 (7-4 win); at N.Y. Islanders, May 3, 1980 (7-4 loss); vs. Montreal, Apr. 27, 1975 (6-5 win)
Most Goals, One Period: 5 - Third period vs. Quebec, Apr. 14, 1985; third period vs. Quebec, Apr. 13, 1985; third period vs. Chicago, Apr. 20, 1975.
Most Shots on Goal: 57 - vs. St. Louis, Apr. 8, 1976
Fewest Shots on Goal: 15 - vs. N.Y. Islanders, May 8, 1980
Most Shots on Goal Against: 50 - at Minnesota, Apr. 20, 1981
Fewest Shots on Goal Against: 14 - by Chicago, Apr. 22, 1975
Most Penalty Minutes: 121 - vs. Boston, Apr. 9, 1988
Most Penalty Minutes by Opponent: 105 - vs. Boston, Apr. 9, 1988
Most Penalty Minutes, Buffalo and Opponent: 226 - vs. Boston, Apr. 9, 1988
Fastest Two Goals, One Player: 1:02 - Lindy Ruff at Boston, Apr. 14, 1983.
Fastest Two Goals Against, One Player: :27 - Guy Lafleur of Montreal, May 1, 1975
Fastest Three Goals, One Player: 12:37 - Dave Andreychuk vs. Quebec, Apr. 14, 1985.
Fastest Three Goals Against, One Player: 13:40 - Barry Pederson of Boston, Apr. 8, 1982
Fastest Two Goals: :14 - Mike Foligno & Sean McKenna vs. Quebec, Apr. 5, 1984
Fastest Two Goals Against: :16 - Peter Mahovlich & Murray Wilson of Montreal, Apr. 8, 1973.
Fastest Three Goals: 3:02 - John Tucker, Dave Andreychuk & Ric Seiling vs. Quebec, Apr. 13, 1985
Fastest Three Goals Against: 3:08 - Barry Pederson, Rick Middleton & Pederson of Boston, Apr. 8, 1982.
Fastest Two Goals, Both Teams: :05 - Gil Perreault of Buffalo and Jim Hamilton of Pittsburgh, Apr. 14, 1979
Fastest Goal from Opening Face-off: 1:06 - Gil Perreault vs. Montreal, Apr. 5, 1973
Fastest Opponents' Goal from Opening Face-off: :32 - Guy Lapointe of Montreal, Apr. 27, 1975
Shortest Overtime Game: 60:22 - Minnesota's Steve Payne scored the winning goal on Apr. 16, 1981
Longest Overtime Game: 81:20 - N.Y. Islanders' Bob Nystrom scored the winning goal on May 1, 1980

SABRES INDIVIDUAL PLAYOFF RECORDS

ONE PLAYOFF YEAR

Most Goals: 10 - Gil Perreault, 1980
Most Assists: 11 - Gil Perreault, 1980
Most Points: 21 - Gil Perreault, 1980
Most Penalty Minutes: 50 - Kevin Maguire, 1988
Most Power Play Goals: 5 - Rick Martin, 1975
Most Short-handed Goals: 1 - Don Luce, 1980 & 1975; Craig Ramsay, 1976 & 1975.
Most Minutes Played by a Goaltender: 760 - Gerry Desjardins, 1975
Most Shots on Goal: 66 - Gil Perreault, 1975

ONE PLAYOFF SERIES

Most Goals: 7 - John Tucker vs. Boston, 1988
Most Assists: 7 - Gil Perreault vs. Montreal, 1973; vs. Boston, 1982, vs. Boston, 1983.
Most Points: 10 - Gil Perreault vs. Montreal, 1973; John Tucker vs. Boston, 1988
Most Penalty Minutes: 50 - Kevin Maguire vs. Boston, 1988
Most Power Play Goals: 4 - John Tucker vs. Boston, 1988
Most Short-Handed Goals: 1 - Don Luce vs. N.Y. Islanders, 1980; Craig Ramsay vs. St. Louis, 1976, vs. Montreal, 1975
Most Minutes Played by a Goaltender: 347 - Gerry Desjardins vs. N.Y. Islanders, 1976
Most Shots on Goal: 38 - Rick Martin vs. Montreal, 1973

ONE FINAL SERIES

(All vs. Philadelphia, 1975, 6 games)

Most Goals: 2 - Danny Gare, Jerry Korab, Don Luce, Rick Martin
Most Assists: 4 - Rick Martin
Most Points: 6 - Rick Martin
Most Penalty Minutes: 12 - Don Luce
Most Power Play Goals: 1 - Jerry Korab, Rick Martin, Gil Perreault
Most Short-handed Goals: 0
Most Minutes Played by a Goaltender: 260 - Gerry Desjardins
Most Shots on Goal: 23 - Gil Perreault

ONE SEMI-FINAL SERIES

Most Goals: 6 - Gil Perreault vs. N.Y. Islanders, 1980
Most Assists: 4 - Peter McNab vs. Montreal, 1975
Most Points: 8 - Gil Perreault vs. N.Y. Islanders, 1980
Most Penalty Minutes: 24 - Larry Carriere vs. Montreal, 1975
Most Power Play Goals: 2 - Derek Smith vs. N.Y. Islanders, 1980
Most Short-handed Goals: 1 - Don Luce vs. N.Y. Islanders, 1980; Craig Ramsay vs. Montreal, 1975.
Most Minutes Played by a Goaltender: 259 - Bob Sauve vs. N.Y. Islanders, 1980
Most Shots on Goal: 27 - Rick Martin vs. Montreal, 1975

ONE QUARTER-FINAL SERIES

Most Goals: 5 - Rene Robert vs. Montreal, 1973
Most Assists: 7 - Gil Perreault vs. Montreal, 1973; vs. Boston, 1983.
Most Points: 10 - Gil Perreault vs. Montreal, 1973
Most Penalty Minutes: 47 - Lindy Ruff vs. Boston, 1983
Most Power Play Goals: 3 - Rick Martin vs. Chicago, 1975
Most Short-handed Goals: 0
Most Minutes Played by a Goaltender: 347 - Gerry Desjardins vs. N.Y. Islanders, 1976
Most Shots on Goal: 38 - Rick Martin vs. Montreal, 1973.

ONE FIRST ROUND SERIES

Most Goals: 7 - John Tucker vs. Boston, 1988
Most Assists: 7 - Gil Perreault vs. Boston, 1982
Most Points: 10 - John Tucker vs. Boston, 1988
Most Penalty Minutes: 50 - Kevin Maguire vs. Boston, 1988
Most Power Play Goals: 4 - John Tucker vs. Boston, 1988
Most Short-handed Goals: 1 - Craig Ramsay vs. St. Louis, 1976
Most Minutes Played by a Goaltender: 214 - Don Edwards vs. Boston, 1982
Most Shutouts: 2 - Bob Sauve vs. Montreal, 1983
Most Shots on Goal: 20 - Phil Housley vs. Boston, 1988

ONE GAME ONLY

Most Goals: 4 - John Tucker, Apr. 9, 1988 vs. Boston
Most Assists: 4 - Gil Perreault, Apr. 10, 1982 vs. Boston and Apr. 17, 1980 vs. Chicago,
Most Points: 5 - John Tucker, Apr. 10, 1988 vs. Boston
Most Penalty Minutes: 32 - Kevin Maguire, Apr. 9, 1988 vs. Boston
Most Power Play Goals: 2 - John Tucker, Apr. 9 and 10, 1988 vs. Boston
Most Short-handed Goals: 1 - Don Luce vs. N.Y. Islanders, 1980; Craig Ramsay vs. St. Louis, 1976; Luce and Ramsay vs. Montreal, 1975
Most Minutes Played by a Goaltender: 81:20 - Bob Sauve vs. N.Y. Islanders, May 1, 1980
Most Shots on Goal: 11 - Tony McKegney vs. Minnesota, 1981; Danny Gare vs. St. Louis, 1976

SABRES' OVERTIME HISTORY IN PLAYOFFS

April 10, 1973 - Buffalo defeated Montreal 3-2 on goal by Rene Robert at 9:18.
April 17, 1975 - Chicago defeated Buffalo 5-4 on goal by Stan Mikita at 2:31.
April 27, 1975 - Buffalo defeated Montreal 6-5 on goal by Danny Gare at 4:42.
May 6, 1975 - Buffalo defeated Montreal 5-4 on goal by Rene Robert at 5:56.
May 20, 1975 - Buffalo defeated Philadelphia 5-4 on goal by Rene Robert at 18:29.
April 8, 1976 - Buffalo defeated St. Louis 3-2 on goal by Danny Gare at 11:43.
April 9, 1976 - Buffalo defeated St. Louis 2-1 on goal by Don Luce at 14:27.
April 13, 1976 - Buffalo defeated N.Y. Islanders 3-2 on goal by Danny Gare at 14:04.
April 13, 1978 - N.Y. Rangers defeated Buffalo 4-3 on goal by Don Murdoch at 1:37.
April 14, 1979 - Pittsburgh defeated Buffalo 4-3 on goal by George Ferguson at :47.
May 1, 1980 - N.Y. Islanders defeated Buffalo 2-1 on goal by Bob Nystrom at 21:20.
April 8, 1981 - Buffalo defeated Vancouver 3-2 on goal by Alan Haworth at 5:00.
April 16, 1981 - Minnesota defeated Buffalo 4-3 on goal by Steve Payne at :22.
April 20, 1981 - Buffalo defeated Minnesota 5-4 on goal by Craig Ramsay at 16:32.
April 24, 1983 - Boston defeated Buffalo 3-2 on goal by Brad Park at 1:52.
April 10, 1988 - Buffalo defeated Boston 6-5 on goal by John Tucker at 5:32.

Sabres are 10-6 in overtime games during the playoffs (8-3 at home and 2-3 on road). Overtime goals have ended a Sabres' playoff series three times (April 9, 1976, April 14, 1979 and April 24, 1983).

SABRE FACT

The Sabres had a 6-3 record during pre-season in 1987, including wins against the American and Canadian Olympic teams. John Tucker had seven points to pace the Sabres in scoring while Ray Sheppard and Pierre Turgeon had six points each.



LASAGNA WITHOUT POLLY-O® ISN'T USING YOUR NOODLE.



POLLY-O®. MASTER CHEESEMAKERS SINCE 1899.

It only makes sense that your favorite lasagna should be made with the best ingredients.

Like smooth, creamy POLLY-O ricotta and tender POLLY-O mozzarella. They're all natural, and as Buffalo will soon discover, they're all Italian.

Our ricotta and mozzarella cheeses have been a family tradition for four generations, ever since Guiseppe Pollio came over from Italy in 1899.

So the next time you make a lasagna, use the authentic Italian cheese that makes it delicious, naturally.

ROCHESTER AMERICANS



ROCHESTER AMERICANS' 1987-88 DIRECTORY

General Manager	Randy Scott
Head Coach	John Van Boxmeer
Director of Public Relations/Broadcaster	Don Stevens
Director of Media Relations	Steve Rossi
Executive Assistant	Michele Butz
Administrative Assistant	Jaimi Hoffman
Director of Sales	Joe Baumann
Account Executives	Tony Gentile, Jeff Holbrook
Head Trainer	Kent Weisbeck
Executive Offices	War Memorial Aud. 100 Exchange St. Rochester, NY 14614 (716) 454-5335
Telephone/Executive Offices	War Memorial Aud.
Home Ice	197 feet by 85 feet
Dimensions of Rink	6,973
Seating Capacity	Above Sections 2-9
Location of Press Box	(716) 546-1302
Telephone/Press Box	Red, White and Blue
Club Colors	Home: Base - White Trim - Blue & Red Road: Base - Blue Trim - White & Red
Uniforms	(716) 454-1033
Telephone/Hotline	\$10.00 and \$9.00
Ticket Prices	See schedule
Game Times	WBBF 950
Radio Stations	WGMC 90.1 WBER 90.5 WASB 1590
Television Stations	WHEC-TV (Ch. 10) GRC Channel 35



AMERICANS' FINAL 87-88 SCORING STATISTICS

No.	Name	GP	G	A	PTS	PIM	PP	SH	GW	SHOT	+/
9	Jody Gage	76	60	44	104	46	21	1	9	283	+19
14	Jim Jackson	74	23	48	71	23	2	5	4	257	+12
22	Benoit Hogue	62	24	31	55	141	0	0	4	162	+8
26	Ken Priestlay	43	27	24	51	47	8	1	8	141	+8
2	Richie Dunn	68	12	35	47	52	3	0	1	185	+22
25	Jeff Parker	34	13	31	44	60	5	1	0	101	+16
15	Bob Logan	45	23	15	38	35	8	0	4	127	+10
8	Jeff Capello	69	15	23	38	53	4	0	1	117	+11
5	Don McSweeney	63	9	29	38	108	1	3	2	114	+23
12	Mikael Andersson	35	12	24	36	16	1	1	2	87	+4
7	Keith Gretzky	43	8	24	32	6	3	0	0	69	-5
16	Paul Brydges	69	15	16	31	86	0	2	0	90	+5
4	James Gasseau	75	9	21	30	109	4	0	1	130	+4
17	Kevin Kerr	72	18	11	29	352	6	0	4	76	+10
19	Mike Hartman	57	13	14	27	283	2	0	1	113	+7
11	Grant Martin	22	11	15	26	18	5	1	1	64	+7
28	Mark Ferner	69	1	25	26	165	0	0	0	94	+18
27	Shawn Anderson	22	5	16	21	19	2	1	1	51	+12
23	Richard Hajdu	37	7	11	18	24	2	0	0	41	+3
3	Jim Hofford	69	3	15	18	322	0	0	0	88	+15
18	Trent Kaese	37	6	11	17	32	1	0	1	65	+1
21	Gates Orlando	13	4	13	17	18	2	0	1	39	+0
10	Scott Metcalfe	22	2	13	15	56	0	0	1	46	-5
	(AHL Totals)	64	11	32	43	143	0	0	4	—	—
32	Jay Fraser	39	5	9	14	98	1	1	0	50	+0
24	Bob Halkidis	15	2	5	7	50	0	0	0	30	+4
1	Darcy Wakaluk	56	1	6	7	36	0	0	0	2	—
31	Daren Puppa	26	0	2	2	8	0	0	0	0	—
35	Steve Dykstra	7	0	1	1	33	0	0	0	12	+0
35	Brad Miller	3	0	0	0	4	0	0	0	4	+3
33	Pete Richards	7	0	0	0	0	0	0	0	0	—
34	Cleon Daskalakis	8	0	0	0	6	0	0	0	0	—
29	Dave Moylan	16	0	0	0	2	0	0	0	2	-4

No.	Goalie	GP	MIN	GAA	W	L	T	EN	SO	GA	SAVE
31	Daren Puppa	26	1415	2.76	14	8	2	2	2	65	624
34	Darcy Wakaluk	55	2763	3.45	27	15	3	5	0	159	1178
34	Cleon Daskalakis	8	382	3.46	4	3	0	1	0	22	183
33	Pete Richards	7	270	4.00	1	1	2	0	0	18	270
	Team Totals	80	4830	3.28	46	27	7	8	2	164	2101

AMERK FACT

The Amerks' Hotline has the latest news on the team and the rest of the American Hockey League. It can be called 24 hours per day. The number is (716) 454-1033.

AMERICANS' 1988 PLAYOFF SCORING

No	Name	GP	G	A	PTS	PIM	PPG	SHG	GWG	SHOT	+/-
11	Grant Martin	7	4	5	9	17	2	0	0	26	-1
21	Gates Orlando	7	2	6	8	6	1	0	0	19	+1
14	Jim Jackson	7	2	6	8	4	0	0	0	34	+0
9	Jody Gage	5	2	5	7	10	0	0	0	17	+2
22	Benoit Hogue	7	6	1	7	46	2	0	1	23	-1
2	Richie Dunn	7	3	3	6	2	2	0	1	25	+3
4	James Gasseau	7	2	4	6	24	1	0	1	5	-4
8	Jeff Capello	7	1	4	5	4	0	0	0	18	+0
28	Mark Ferner	7	1	4	5	31	0	0	0	12	-1
17	Kevin Kerr	5	1	3	4	42	0	0	0	10	+1
10	Scott Metcalfe	7	1	3	4	24	0	0	0	16	+5
18	Trent Kaese	3	1	2	3	2	0	0	0	7	+2
25	Jeff Parker	2	1	1	2	0	0	0	0	4	+4
16	Paul Brydges	7	1	1	2	4	0	0	0	10	-4
19	Mike Hartman	4	1	0	1	22	0	0	0	7	+1
5	Don McSween	6	0	1	1	15	0	0	0	11	+1
23	Richard Hajdu	1	0	0	0	0	0	0	0	1	-1
32	Jay Fraser	1	0	0	0	0	0	0	0	0	+0
35	Brad Miller	2	0	0	0	2	0	0	0	0	+1
27	Shawn Anderson	6	0	0	0	0	0	0	0	7	+3
3	Jim Hofford	7	0	0	0	28	0	0	0	8	+3
31	Daren Puppa	2	0	0	0	0	0	0	0	0	—
1	Darcy Wakaluk	6	0	0	0	2	0	0	0	0	—

No.	Goalie	GP	MIN	GAA	W	L	EN	SO	GA	SAVE
31	Daren Puppa	2	106	2.76	0	1	1	0	5	45
1	Darcy Wakaluk	6	328	4.02	3	3	0	0	22	127
	Team Totals	7	436	3.72	3	4	1	0	27	172

LEADING SCORERS - 1988 AHL PLAYOFFS

Name and Team	GP	G	A	PTS
Mitch Lamoureux, Hershey	12	9	7	16
Don Biggs, Hershey	12	5	11	16
Ross Fitzpatrick, Hershey	12	11	4	15
Dale Krentz, Adirondack	8	11	4	15
Brian Dobbins, Hershey	12	7	8	15

AMERK FACT

The Americans have won the Calder Cup in 1965, 1967, 1968, 1983 and 1987.

1987-88 AHL REGULAR SEASON STANDINGS

North	GP	W	L	(OTL)	T	PTS	GF	GA
Maine	80	44	29	4	7	99	308	284
Fredericton	80	42	30	3	8	95	370	318
Sherbrooke	80	42	34	1	4	89	316	243
Nova Scotia	80	35	36	2	9	81	323	343
New Haven	80	33	40	3	7	76	288	307
Moncton	80	27	45	2	8	64	286	358
Springfield	80	27	45	1	8	63	269	333

South	GP	W	L	(OTL)	T	PTS	GF	GA
Hershey	80	50	27	2	3	105	343	256
Rochester	80	46	27	1	7	100	328	272
Adirondack	80	42	27	4	11	99	306	275
Binghamton	80	38	34	3	8	87	353	300
Utica	80	34	35	2	11	81	318	307
Newmarket	80	33	39	6	8	80	282	328
Baltimore	80	13	58	0	9	35	268	434

1987-88 AHL SCORING LEADERS

Name and Team	GP	G	A	PTS
Bruce Boudreau, Springfield	80	42	74	116
J.M. Lanthier, Fredericton	74	35	71	106
Jody Gage, Rochester	76	60	44	104
Alfie Turcotte, Moncton	66	36	66	102
Gilles Thibaudeau, Sherbrooke	59	39	57	96

AHL 1988 PLAYOFF REVIEW

Quarter-Finals

Maine defeated Nova Scotia four games to one.
 Fredericton defeated Sherbrooke four games to two.
 Hershey defeated Binghamton four games to none.
 Adirondack defeated Rochester four games to three.

Semi-Finals

Fredericton defeated Maine four games to one.
 Hershey defeated Adirondack four games to none.

Calder Cup Finals

Hershey defeated Fredericton four games to none.

Jack Butterfield Trophy Winner (M.V.P. of Playoffs):

Wendell Young, Hershey

JOHN VAN BOXMEER



HEAD COACH

A veteran of 12 professional seasons, former Sabres' defenseman John Van Boxmeer this fall enters his fourth full term as the coach of Buffalo's top farm club, the Rochester Americans of the American Hockey League. It took Van Boxmeer only two years to bring Rochester its fifth Calder Cup, which was won in 1986-87. In his three years on the job, he has moved past Don Cherry and Mike Keenan in career coaching victories for the Amerks and now only trails Joe Crozier in that category.

Van Boxmeer, 34, received his coaching start in the Sabres' organization during the 1984-85 season when he was named an assistant coach under Jim Schoenfeld in Rochester. When

Schoenfeld returned to the active ranks with the Sabres in December of that year, Van Boxmeer was named interim coach. He has been behind the Rochester bench ever since.

Van Boxmeer's career coaching record is 145-112-32 (.558 winning percentage), and he, Crozier and Keenan are the only Amerk coaches to win AHL championships.

The former high-scoring defenseman started his professional career in Montreal, as the Canadiens selected him in the first round of the 1972 Entry Draft. Van Boxmeer also played with Colorado and Quebec in addition to Buffalo. He enjoyed four productive seasons with the Sabres, registering a career-high 69 points in 1980-81. Van Boxmeer was selected to take part in the 1982 NHL All-Star Game. He also had 54 assists in that season, which remains a one-season high for Sabres' defensemen. Van Boxmeer earned a Stanley Cup ring as a member of the Canadiens in 1975-76.

John and his wife, Judy, have one daughter, Ashley Marie, and one son, Henry Gerald, who was born last March 4.

PLAYING RECORD

Season	Club	League	REGULAR SEASON				PLAYOFFS					
			GP	G	A	PTS	PIM	GP	G	A	PTS	PIM
1972-73	Nova Scotia	AHL	76	5	29	34	139	13	1	6	7	26
1973-74	Nova Scotia	AHL	47	8	20	28	78	—	—	—	—	—
	Montreal	NHL	20	1	4	5	18	1	0	0	0	0
1974-75	Montreal	NHL	9	0	2	2	0	—	—	—	—	—
	Nova Scotia	AHL	43	4	13	17	68	6	1	3	4	—
1975-76	Montreal	NHL	46	6	11	17	31	—	—	—	—	—
1976-77	Montreal	NHL	4	0	1	1	0	—	—	—	—	—
	Colorado	NHL	41	2	11	13	32	—	—	—	—	—
1977-78	Colorado	NHL	80	12	42	54	87	2	0	1	1	2
1978-79	Colorado	NHL	76	9	34	43	46	—	—	—	—	—
1979-80	Buffalo	NHL	80	11	40	51	55	14	3	5	8	12
1980-81	Buffalo	NHL	80	18	51	69	69	8	1	8	9	7
1981-82	Buffalo	NHL	69	14	54	68	62	4	0	1	1	6
1982-83	Buffalo	NHL	65	6	21	27	53	9	1	0	1	10
1983-84	Quebec	NHL	18	5	3	8	12	—	—	—	—	—
	Fredericton	AHL	45	10	34	44	48	7	2	5	7	8
1984-85	Rochester	AHL	2	0	0	0	2	—	—	—	—	—
NHL TOTALS			588	84	274	358	465	38	5	15	20	37
TOTALS AS A SABRE			294	49	166	215	239	35	5	14	19	35

AMERICANS' TEAM SEASON RECORDS

CATEGORY	OVERALL	HOME	AWAY
Points - Most	101 (twice)	64 (87-88)	43 (3 times)
- Least	52 (69-70)	37 (69-70)	10 (62-63)
Wins - Most	48 (64-65)	30 (87-88)	21 (83-84)
- Least	18 (69-70)	14 (69-70)	4 (twice)
Losses - Most	42 (twice)	18 (78-79)	30 (62-63)
- Least	21 (twice)	4 (65-66)	13 (twice)
Ties - Most	16 (69-70)	9 (69-70)	8 (twice)
- Least	2 (twice)	0 (twice)	1 (3 times)

Goals Scored - 389 (82-83)

Fewest Goals Scored - 205 (57-58)

Goals Against - 349 (78-79)

Fewest Goals Against - 199 (twice)

Most Scoring Points: 1043 (82-83)

Most Power-Play Goals: 99 (82-83)

Most Short-handed Goals: 19 (82-83)

Most Penalty Minutes: 2355 (80-81)

Most 20 Goal Scorers: 8 (73-74, 77-78, 82-83)

Most 30 Goal Scorers: 5 (65-66, 81-82, 82-83)

Most 40 Goal Scorers: 3 (74-75, 82-83)

Longest Winning Streak: 11 (Oct. 11 - Nov. 2, 1984)

Longest Home Winning Streak: 15 (Jan. 17 - Mar. 26, 1965)

Longest Unbeaten Streak: 14 (1965-66 - 13-0-1)

Longest Losing Streak: 10 (Feb. 6 - 21, 1981)

Longest Winning Streak: 14 (Mar. - Apr., 1970 - 0-10-4)

AMERICANS' TEAM GAME RECORDS

Most Goals: 14 (vs. Cleveland, Nov. 24, 1966)

Most Goals on Road: 10 (vs. Springfield, Apr. 1, 1972; vs. Fredericton, Nov. 24, 1981; vs. Maine, Dec. 29, 1982)

Most Assists: 25 (vs. St. Catharines, Apr. 7, 1985)

Most Points: 38 (vs. St. Catharines, Apr. 7, 1985)

Most Goals - Both Teams: 20 (Rochester 14, Cleveland 6 - Nov. 24, 1966)

Greatest Winning Margin: 12 (Rochester 13, New Haven 1 - Jan. 17, 1975)

Greatest Losing Margin: 12 (Providence 15, Rochester 3 - Feb. 13, 1972; Nova Scotia 13, Rochester 1 - Feb. 15, 1980; Baltimore 12, Rochester 0 - Nov. 23, 1984)

Highest Tie Score: 8-8 (Nov. 11, 1962 vs. Springfield)

Scoreless Ties: Nov. 7, 1964 vs. Buffalo; Mar. 31, 1967 vs. Pittsburgh; Feb. 26, 1971 vs. Baltimore; Feb. 11, 1972 vs. Richmond; Jan. 27, 1974 vs. Virginia

AMERK FACT

Some of the people who have coached in Rochester over the years are Mike Keenan, Don Cherry, Jim Schoenfeld and Billy Reay.

AMERICANS' ONE SEASON INDIVIDUAL RECORDS

Most Goals: 61 (Paul Gardner - 1985-86)
Most Assists: 73 (Geordie Robertson - 1982-83)
Most Points: 119 (Geordie Robertson - 1982-83)
Most Penalty Minutes: 352 (Kevin Kerr - 1987-88)
Most Power Play Goals: 25 (Paul Gardner - 1985-86)
Most Short-handed Goals: 11 (Gary McAdam - 1982-83)
Most Game-Winning Goals: 9 (Jody Gage - 1987-88)
Most Unassisted Goals: 9 (Paul O'Neill - 1975-76)

Most Goals by a Center: 61 (Paul Gardner - 1985-86)
Most Assists by a Center: 73 (Geordie Robertson - 1982-83)
Most Points by a Center: 119 (Geordie Robertson - 1982-83)
Most Penalty Minutes by a Center: 154 (Bob Mongrain - 1983-84)

Most Goals by a Left Wing: 51 (Murray Kuntz - 1973-74)
Most Assists by a Left Wing: 59 (Stan Smrke - 1964-65)
Most Points by a Left Wing: 98 (Dick Gamble - 1965-66)
Most Penalty Minutes by a Left Wing: 283 (Mike Hartman - 1987-88)

Most Goals by a Right Wing: 60 (Jody Gage - 1987-88)
Most Assists by a Right Wing: 61 (Ed Litzenberger - 1964-65)
Most Points by a Right Wing: 104 (Jody Gage - 1987-88)
Most Penalty Minutes by a Right Wing: 352 (Kevin Kerr - 1987-88)

Most Goals by a Defenseman: 18 (Rick Pagnutti - 1972-73)
Most Assists by a Defenseman: 58 (Bob Hess - 1980-81)
Most Points by a Defenseman: 75 (Bob Hess - 1980-81)
Most Penalty Minutes by a Defenseman: 322 (Jim Hofford - 1987-88)

Most Goals by a Goaltender: 1 (Darcy Wakaluk - 1987-88)
Most Assists by a Goaltender: 6 (Darcy Wakaluk - 1987-88)
Most Penalty Minutes by a Goaltender: 55 (Jim Pettie - 1976-77)
Most Games Played by a Goaltender: 72 (Gerry Cheevers - 1964-65)
Most Minutes Played by a Goaltender: 4359 (Gerry Cheevers - 1964-65)
Most Wins by a Goaltender: 48 (Gerry Cheevers - 1964-65)
Most Shutouts by a Goaltender: 6 (Bob Perreault - 1967-68)
Lowest Goals-Against Average: 2.68 (Gerry Cheevers - 1964-65)

Most Goals by a Rookie: 41 (Billy Hicke - 1958-59)
Most Assists by a Rookie: 56 (Billy Hicke - 1958-59)
Most Points by a Rookie: 97 (Billy Hicke - 1958-59)
Most Penalty Minutes by a Rookie: 352 (Kevin Kerr - 1987-88)

Most Consecutive Games With a Point: 23 (Paul Gardner - 1985-86)

AMERICANS' INDIVIDUAL GAME RECORDS

Most Goals: 5 (Dave Hynes - Jan. 17, 1975)
Most Assists: 6 (Rudy Migay - Feb. 6, 1959; Ed Litzenberger - Jan. 24, 1965; Geordie Robertson - Dec. 26, 1983)
Most Points: 7 (Ed Joyal - Feb. 24, 1967; Geordie Robertson - Dec. 26, 1983)
Most Penalty Minutes: 54 (Wally Weir - Jan. 16, 1981 - four misconducts, two majors, two minors)

ROCHESTER AMERICANS' CAREER LEADERS - 1956-87

Games Played

Dick Gamble	571
Norm Armstrong	566
Darryl Sly	517
Stan Smrke	513
Bronco Horvath	473
Gerry Ehman	465
Les Duff	399
Don Cherry	390
Dave Fenyves	358
Rod Graham	343

Assists

Bronco Horvath	343
Gerry Ehman	283
Dick Gamble	265
Stan Smrke	239
Norm Armstrong	228
Geordie Robertson	219
Barry Merrell	187
Bob Mongrain	186
Gordie Clark	179
Ron Garwasiuk	178

Goals

Dick Gamble	300
Gerry Ehman	237
Bronco Horvath	199
Stan Smrke	197
Norm Armstrong	164
Mal Davis	155
Bob Mongrain	153
Geordie Robertson	153
Jim Pappin	134
Barry Merrell	134

Points

Dick Gamble	565
Bronco Horvath	542
Gerry Ehman	520
Stan Smrke	436
Norm Armstrong	392
Geordie Robertson	372
Bob Mongrain	339
Barry Merrell	321
Ron Carwasiuk	308
Gordie Clark	302

Penalty Minutes

Norm Armstrong	983
Jim Hofford	832
Chris Langevin	750
Ron Garwasiuk	655
Ray Maluta	608
Lou Crawford	589
Val James	496
Mike Breen	485
Steve Dykstra	464
Mike Milbury	449

AMERK FACT

Fans in the Buffalo area who wish to attend an Americans' game should head on the New York State Thruway East to Exit 47 (Leroy). From there, go on Route I-490 East, exiting at Plymouth Ave. Take a right on Plymouth, then take a left on to Broad Street. The War Memorial is located at Broad and Exchange Streets (two blocks down from Plymouth).

Fans east of Rochester can take the I-490 West to Clinton Avenue/Downtown exit. At the second light, take a left on to Court Street. After crossing over the bridge, the War Memorial is on the right at Exchange and Broad.

AMERICANS' 1988-89 SCHEDULE

HOME		ROAD	
Fri., Oct. 7	Hershey	Wed., Oct. 12	Baltimore
Fri., Oct. 14	Binghamton	Sat., Oct. 15	Utica
Sun., Oct. 16	Newmarket	Fri., Oct. 21	New Haven
Fri., Oct. 28	Cape Breton	Sat., Oct. 22	Adirondack
Sun., Oct. 30	Moncton	Sun., Oct. 23	Sherbrooke
Sat., Nov. 5	Baltimore	Sat., Oct. 29	Binghamton
Sun., Nov. 6	Binghamton	Wed., Nov. 2	Utica
Wed., Nov. 9	Maine	Fri., Nov. 4	Springfield
Fri., Nov. 11	Utica	Sat., Nov. 12	Binghamton
Sun., Nov. 13	Springfield	Fri., Nov. 18	Baltimore
Fri., Nov. 25	Baltimore	Sat., Nov. 19	Utica
Sun., Nov. 27	Adirondack	Sun., Nov. 20	Newmarket
Fri., Dec. 2	Sherbrooke	Wed., Nov. 23	Maine
Wed., Dec. 7	Halifax	Sat., Nov. 26	Springfield
Fri., Dec. 9	Adirondack	Sat., Dec. 3	Adirondack
Sun., Dec. 11	Springfield	Sat., Dec. 10	Hershey
Sun., Dec. 18	Cape Breton	Tue., Dec. 20	Newmarket
Fri., Dec. 23	Hershey	Tue., Dec. 27	Newmarket
Mon., Dec. 26	Newmarket	Wed., Dec. 28	Moncton
Wed., Jan. 11	Baltimore	Fri., Dec. 30	Halifax
Fri., Jan. 13	Utica	Sun., Jan. 1	Cape Breton
Sun., Jan. 15	Binghamton	Tue., Jan. 3	Newmarket
Fri., Jan. 20	Utica	Fri., Jan. 6	New Haven
Sun., Jan. 22	New Haven	Sat., Jan. 7	Baltimore
Wed., Jan. 25	Maine	Sat., Jan. 14	Adirondack
Fri., Feb. 3	Hershey	Fri., Jan. 27	Moncton
Sun., Feb. 5	Sherbrooke	Sat., Jan. 28	Halifax
Wed., Feb. 15	Newmarket	Tue., Jan. 31	Cape Breton
Fri., Feb. 17	Baltimore	Sat., Feb. 4	Hershey
Sun., Feb. 19	Hershey	Wed., Feb. 8	Sherbrooke
Sun., Feb. 26	New Haven	Fri., Feb. 10	Maine
Fri., Mar. 3	Binghamton	Sat., Feb. 11	Adirondack
Sun., Mar. 5	Newmarket	Wed., Feb. 22	Hershey
Wed., Mar. 8	Newmarket	Sat., Feb. 25	Baltimore
Sun., Mar. 12	Adirondack	Sat., Mar. 4	Hershey
Wed., Mar. 22	Moncton	Fri., Mar. 10	Newmarket
Fri., Mar. 24	Adirondack	Sat., Mar. 11	Binghamton
Sun., Mar. 26	Halifax	Fri., Mar. 17	Utica
Wed., Mar. 29	Newmarket	Sat., Mar. 25	Binghamton
Sun., Apr. 2	Utica	Fri., Mar. 31	Newmarket

Starting Times: Monday, Wednesday, Friday and Saturday - 7:35 p.m.
 Sunday - 7:05 p.m. (except Jan. 22 - 2:05 p.m.)

SCORE!

Chevy.
 The only
 way to go.

**GOOD
 NEIGHBOR**



RADIO-TELEVISION INFORMATION

The Buffalo Sabres were one of the first teams to use cable television in order to bring much of their season's action to their fans, and that tradition will continue this year. Many of the club's followers will be able to watch Sabre games on WNYB-TV and the Niagara Frontier Sports Network again this season.

WNYB-TV and NFSN will be broadcasting Sabres' hockey for their second seasons. Ted Darling will return as the "Voice of the Sabres" for all broadcasts. Darling has been with the Sabres since the team started play in 1970. Before that, the Kingston, Ontario native graduated from Ryerson Institute and worked for the CBC and "Hockey Night in Canada."

Darling again work with color commentator Mike Robitaille on televised games. The former NHL defenseman played with four different clubs, including a stop in Buffalo from 1971 to 1974. He and current club general manager Gerry Meehan both were traded to Vancouver in 1974. After retiring from hockey, Robitaille successfully moved into the broadcast booth in 1983.

John Gurtler will serve as the intermission host on all broadcasts. Gurtler has served as the team's Director of Public Relations since 1986, and he has worked on the telecasts since coming to Buffalo. Before joining the Sabres, Gurtler worked for the Sabres' affiliate in Rochester as well as the Colorado Flames. He also has extensive television experience.

Gurtler will be joined during the intermissions of NFSN broadcasts by Danny Gare. The ex-Sabre joined the broadcast team last season on WNYB-TV, and this season he is slated to switch to NFSN. Gare also played with Detroit and Edmonton during his excellent NHL career.

On the radio side, WBEN (AM-930) again will broadcast the entire Sabres' schedule. Rick Jeanneret and Jim Lorentz are slated to be back together for most of those broadcasts. Jeanneret has been working on Sabres' games since the 1971-72 season, the team's second in the league. Lorentz is another ex-Sabre who jumped to a career in broadcasting in 1981.

All broadcast arrangements had not been finalized completely at press time. We suggest you check local television and radio listings during the course of the season.

WNYB-TV 49

<i>Date</i>	<i>Opponent</i>	<i>Time</i>
Saturday, October 8	Washington	7:30
Sunday, October 9	Philadelphia	7:00
Saturday, October 22	Montreal	8:00
Tuesday, October 25	New Jersey	7:30
Saturday, October 29	Boston	7:00
Friday, November 4	Edmonton	9:30
Saturday, November 5	Calgary	8:00
Saturday, November 12	N.Y. Islanders	7:00
Saturday, December 3	Montreal	8:00
Tuesday, December 6	Hartford	7:30
Thursday, December 8	Boston	7:30
Thursday, December 15	Minnesota	8:30
Wednesday, December 21	N.Y. Rangers	7:30
Friday, December 30	Washington	8:00
Saturday, January 14	Quebec	7:30
Saturday, January 21	Boston	1:30
Wednesday, January 25	Detroit	7:30
Saturday, January 28	Montreal	8:00
Tuesday, January 31	Hartford	7:30
Thursday, February 9	Hartford	7:30

Tuesday, February 14	Pittsburgh	7:30
Wednesday, February 15	New Jersey	7:30
Saturday, February 25	Montreal	8:00
Saturday, March 4	Quebec	7:30
Wednesday, March 8	N.Y. Rangers	7:30
Saturday, March 11	Boston	1:30
Sunday, March 12	Boston (Home)	7:00
Thursday, March 16	Hartford	7:30
Saturday, March 25	Quebec	7:30
Saturday, April 1	N.Y. Islanders	7:00

<i>Date</i>	<i>NFSN Opponent</i>	<i>Time</i>
Thursday, October 6	Montreal	7:30
Wednesday, October 12	Pittsburgh	7:30
Sunday, October 16	Quebec	7:00
Friday, October 21	Montreal	7:30
Wednesday, October 26	Hartford	7:30
Sunday, October 30	Boston	7:00
Wednesday, November 2	N.Y. Rangers	7:30
Wednesday, November 9	Calgary	7:30
Sunday, November 13	Edmonton	7:00
Friday, November 25	Chicago	7:30
Sunday, November 27	Philadelphia	7:00
Wednesday, November 30	Quebec	7:30
Friday, December 2	Hartford	7:30
Monday, December 19	Edmonton	7:30
Monday, December 26	Boston	7:30
Wednesday, December 28	Detroit	7:30
Saturday, December 31	Philadelphia	7:30
Friday, January 6	New Jersey	7:30
Sunday, January 22	Boston	1:00
Friday, January 27	Montreal	7:30
Sunday, February 12	St. Louis	7:00
Friday, February 17	Pittsburgh	7:30
Sunday, February 19	Detroit	1:00
Wednesday, February 22	N.Y. Islanders	7:30
Wednesday, March 1	Los Angeles	7:30
Sunday, March 5	Quebec	7:00
Wednesday, March 22	St. Louis	7:30
Tuesday, March 28	Hartford	7:30
Thursday, March 30	Montreal	7:30
Sunday, April 2	Quebec	7:00


GOLDOME

For high scoring,
it's the Sabres...

For high interest,
it's Goldome.



Member FDIC
Equal Opportunity Lender


GENNY[®]
Cream

**It's not the
same old
brewskie.™**