



2019 BUFFALO SABRES 2020

MEDIA GUIDE



Official Bank of the Buffalo Sabres.



KeyBank  [®]
Use the red key.[®]



TABLE OF CONTENTS

PERSONNEL

Bales, Mike.....	12
Botterill, Jason.....	9
Fee, Myles.....	13
Granato, Don.....	12
Greeley, Steve.....	9
Jakubowski, Mark.....	10
Krueger, Ralph.....	11
Media Relations Department.....	25
Pegula, Terry.....	7
Pegula, Kim.....	8
Player Profiles.....	27-99
Sabres Staff.....	14-24
Sexton, Randy.....	9
Smith, Kyle.....	13
Smith, Steve.....	13

SEASON IN REVIEW

Game Highs/Lows/Streaks.....	116-117
Game Vignettes.....	121-127
Individual Game-by-Game Statistics.....	110-114
Individual Milestones.....	115
Individual Scoring Breakdown.....	105-106
Individual Situational Stats.....	107
Injury Report.....	119-120
NHL Playoff Results.....	102
NHL Standings.....	101
Regular-Season Game-by-Game.....	103-104
Sabres vs. NHL.....	128-157
Special Teams Scoring.....	109
Team Situational Stats.....	108
Transactions.....	118

RECORD BOOK

1-0 Games.....	218
All-Time Goaltender Statistics.....	244
All-Time Home/Away Records.....	183
All-Time Individual Scoring.....	235-243
All-Time PP & PK Statistics.....	245
All-Time Records by Opponent.....	184-186
Career Leaders.....	227
Hat Tricks.....	202-209
Individual Records.....	232-234
Last 10 Games vs.....	187-188
The Last Time.....	192-193
Penalty Shots.....	219-221
Record by Day/Month.....	189-191
Record by Season.....	196
Regular-Season Overtime Goals.....	197-201
Sabres Streaks.....	194
Season Openers.....	195
Shootouts.....	246-249
Shutouts.....	210-217
Single-Game Team Records.....	231
Single-Season Leaders.....	228-230

RECORD BOOK

Yearly Statistical Leaders.....	222-224
Yearly Goaltender Win/Loss Records.....	225-226
Year-by-Year Results and Statistics.....	159-182

PLAYOFF HISTORY

All-Time Playoff Goaltender Statistics.....	254
All-Time Playoff Scoring.....	251-253
All-Time Series Results.....	255-261
Career Leaders.....	266
Hat Tricks.....	264
Individual Records.....	267-268
Opponent Playoff Leaders.....	266
Overtime Games.....	262-263
Shutouts.....	265
Team Records.....	269-270

TEAM HISTORY

All-Star Game.....	281
All-Time Attendance.....	294
Alumni Plaza.....	279
Captains and Coaches.....	284-285
Draft History.....	295-304
Hockey Hall of Fame.....	280
NHL Awards & Honors.....	286-289
Post-Season All-Star Teams.....	282
Retired Numbers.....	275-278
Sabres Hall of Fame.....	280
Sabres Firsts.....	283
Transactions.....	305-312
Uniform History.....	290-293
Uniform Numbers.....	272-274

AHL AFFILIATE

2018-19 Stats.....	320
All-Time Leaders.....	323
Dineen, Gord.....	318
History of the Affiliation.....	315
Peterson, Toby.....	319
Taylor, Chris.....	316-317
Team Records.....	321-322
Team Schedule.....	324-325
Staff Directory.....	314

MISCELLANEOUS

Broadcast Information.....	327-328
Media Information.....	329-330
NHL Critical Dates.....	333-334
NHL On-Ice Officials.....	335
Team Schedule.....	332
Ticket Information.....	331

MEDIA GUIDE CONTRIBUTORS

Executive Editor.....	Chris Bandura
Editors.....	Ian Ott, Chris Dierken
Photography.....	Bill Wippert and NHLI via Getty Images
Creative Director.....	Vicki Sitek



CLUB PERSONNEL



EXECUTIVE

Owner/Chief Executive Officer **Terry Pegula**
Owner/President..... **Kim Pegula**

HOCKEY DEPARTMENT

General Manager..... **Jason Botterill**
Assistant General Managers..... **Randy Sexton, Steve Greeley**
VP of Hockey Administration..... **Mark Jakubowski**
Director of Amateur Scouting..... **Ryan Jankowski**
Assistant Director of Amateur Scouting..... **Jeff Crisp**
Head of Collegiate Scouting..... **Jerry Forton**
Amateur Scouts..... **Cory Banika, Steve Cocker, Kevin Devine,**
..... **Austin Dunne, Mark Ferner, Marcus Fingal,**
..... **Scott Halpenny, Randy Hansch, Frank Musil,**
..... **Teemu Numminen, Tom O'Connor, Ron Pyette,**
..... **Rob Riley, Matt Tiesling, Magnus Welin**
Pro Scouts.....
..... **Graham Beamish, Jeremiah Crowe, John Van Boxmeer**
Director of Analytics..... **Jason Nightingale**
Head of Hockey IT..... **Kyle Kiebzak**
Coordinator of Team Services..... **Cole Burkhalter**
Coordinator of Hockey Administration..... **Brett Ruff**
Executive Assistant..... **Terri O'Brien**

COACHING STAFF

Head Coach..... **Ralph Krueger**
Assistant Coaches..... **Mike Bales, Don Granato, Steve Smith**
Video Coach..... **Myles Fee**
Video Coordinator..... **Kyle Smith**

EQUIPMENT

Equipment Managers..... **Dave Williams, Rip Simonick**
Assistant Equipment Managers..... **George Babcock, Ben Laing**
Equipment Assistant..... **Keith Hayes**

PLAYER DEVELOPMENT

Player Development Coaches.....
..... **Krys Barch, Mike Komisarek, Adam Mair**
Goaltending Development Coach..... **Seamus Kotyk**

PERFORMANCE DEPARTMENT

Medical Director..... **Les Bisson, M.D.**
High Performance Manager..... **Joe Collins**
Head Athletic Trainer..... **Rich Stinziano**
Assistant Athletic Trainer/Physical Therapist..... **Michael Adesso**
Assistant Athletic Trainer..... **Bob Mowry**
Massage Therapist/Mobility Specialist..... **Brett Crompton**
Head Strength & Conditioning Coach..... **Ed Gannon**
Assistant Strength & Conditioning Coach..... **J.T. Allaire**
Rehab & Development..... **Dennis Miller**
Head of Human Science..... **Katy Tran Turner**
Lead Sports Scientist..... **Dean Higham**
Sports Dietitian..... **Christine Dziedzic**
Team Physicians..... **Marc Fineberg, M.D.,**
..... **Michael Freitas, M.D., Rajiv Jain, M.D.**
Team Dentist..... **David Croglio, D.D.S.**

LEGAL & FINANCE

VP of Legal Affairs..... **David S. Zygaj**
Paralegal..... **Kim Szymanoski**
Corporate Controller..... **Kristin Zirnheld**
Senior Accounting Manager..... **Lynn Slanovich**
Senior Payroll Manager..... **Jill Colvin**
Accounting Managers..... **Eric McGuire, Gabrielle Wilson**
Senior Accountants..... **Maggie Stewart, Marilyn McCabe**
Staff Accountant..... **Rachel McTavish**

LEGAL & FINANCE

Accounts Payable Coordinator..... **Kim Binkley**
Payroll/HR Systems Lead..... **Dena Fowler**
Payroll Coordinators..... **Elizabeth Hoofallen, Abigail Blakely**
Finance Business Administrator..... **Amy McIntosh**

BROADCAST

VP of Broadcasting..... **Chrisanne Bellas**
TV Producer..... **Joe Pinter**
TV Director..... **Eric Grossman**
Production Manager..... **Jason Wiese**
Videographer/Editor..... **Sam Korotkin**
Broadcast Engineer..... **Ray Riel**
Production Assistant..... **Tom Meka**
Broadcast Team..... **Rick Jeanneret (Play-by-Play),**
..... **Rob Ray (Color), Dan Dunleavy (Play-by-Play/Reporter),**
..... **Brian Duff (Studio Host), Martin Biron (Studio Analyst)**

CONTENT

Director of Media and Content..... **Chris Ryndak**
Senior Coordinator of Media and Content..... **Jourdon LaBarber**

GAME PRESENTATION

Director of Game Presentation..... **Kelsey Schneider**
Manager of Game Presentation..... **Kelsey Giordano**
Promotions & Events Coordinator..... **Patrick Gallahue**
Videoboard Director..... **Aaron Pike**

MARKETING

Senior Marketing Manager..... **Cara Murphy**
Marketing Coordinator..... **Matt Cieslik**

MERCHANDISE

Director of Merchandise..... **Mike Kaminska**
Merchandise Manager - Inventory Control..... **Glenn Barker**
Merchandise Manager - Event Sales..... **Jeff Smith**
Store Manager..... **Dashawn Richardson**
Assistant Store Manager..... **Joshua Martin**
Assistant Store Manager..... **Bryan Urquhart**

MEDIA & COMMUNITY RELATIONS

VP of Media Relations..... **Chris Bandura**
Senior Manager of Media Relations..... **Ian Ott**
Manager of Media Relations..... **Chris Dierken**
Coordinator of Media Relations..... **Lindsey Brown**
VP of Community Relations/
President of Sabres Foundation..... **Rich Jureller**
Manager of Community Relations..... **Teresa Belbas**
Coordinator of Community Relations..... **Nick Fearby**
Mascot Coordinator..... **Tyler Ford**
Youth Hockey Manager..... **Ed Grudzinski**
Youth Hockey Coordinator..... **Max Harvey**
Youth Hockey Ambassador..... **Patrick Kaleta**
Director of Alumni Relations..... **Larry Playfair**

TICKET OPERATIONS

VP of Tickets & Service..... **John Sinclair**
Director of Ticket Operations..... **Marty Maloney**
Ticket Operations Coordinator..... **Melissa Eagen**
Box Office Manager..... **Paul Barker**
Box Office Coordinator..... **Gretchen Knott**
Ticket Administrator..... **Nate Shively**
Ticket Sales Manager..... **Greg Metzen**
Senior Ticket Sales Representative..... **Casey Jenkins**
Ticket Sales Representatives..... **Jake Bett, Melissa Rugg**



CLUB PERSONNEL



TICKET OPERATIONS

Senior Account Services Representative..... **Roxanne Anderson**
 Account Services Representatives.....**Brian Bilski, Ryan Gilbert,**
**Jake Maryniewski, Chris Miller, Jordan Morison**
 Account Services Representative/Receptionist**Saralynn Ruhland**

INFORMATION TECHNOLOGY

Director of Information Technology..... **Todd Henzler**
 Advanced Support Specialist..... **Nate Brozyna**
 IT Support Specialist..... **Michael Walker**

HUMAN RESOURCES

Senior Human Resources Manager..... **Holly Weiskerger**
 Human Resources Manager **Dave McNall**
 Human Resources Coordinator.....**Christina Fildes**

ARENA OPERATIONS

VP of Arena Operations.....**Stan Makowski, Jr.**
 Director of Arena Operations..... **Beth Guilliani Gatto**
 Senior Event Manager.....**Laura Hettrick**
 Event Managers..... **Mike Taboni, Lisa Kimball**
 Director of Security **Marc Brenner**
 Security Manager..... **Tim Schmitt**

ARENA OPERATIONS

Director of Building Services..... **Dennis Hooper**
 Technical Communications Manager**Ken Dowd**
 Chief Engineer **Bruce Johnson**
 Maintenance Manager **Mike McCrea**
 Lead Engineer..... **Brian Hall**
 Engineers..... **Paul Zolnowski, Chris Lukazewski, John Ferrara**
 Maintenance Crew **Michael Destino, Jason Sattelberg,**
**Stephen Gore, Josh Hosey,**
 **Tim Zawadzki, Brian Ruhland**
 Head Ice Technician.....**Andrew Chamberlin**
 Ice Technician..... **Eric Doering**
 Utility Crew..... **Vincent Monico, Jerod Zaparowski**
 Housekeeping Managers.....**Rodney Bailey, Rashad Dukes**
 Housekeeping **James George, Nicole George,**
 **Tonya Ruffins, Angelo Sciandra**
 Operations Assistant **Julie Krzyzanowski**
 Security Officers..... **Aaron Acker, Joe Clunie, Mark Custard,**
 **Sean Dooley, Ben Edwards, Pat Fitzgerald,**
 **Kevin Krause, Li Chao, James McDuffie,**
 **Colton McKee, Kathy Novo, Crystal Nunz,**
 **Ryan Shaw, Amanda Szulist, Greg Wingerter**
 Parking Manager..... **Sam Buffum**
 Assistant Parking Manager **Jacob Hager**





CLUB PERSONNEL



EXECUTIVE

President/Chief Executive Officer..... **Kim Pegula**
 EVP of Creative Services..... **Frank Cravotta**
 EVP of Finance..... **Chuck LaMattina**
 EVP of Media and Content..... **Mark Preisler**
 Executive Vice President..... **Ron Raccuia**
 EVP & General Counsel..... **Gregg Brandon**
 Team Concierge/Executive Assistant..... **Nadine Leone**

FINANCE & BUSINESS OPERATIONS

EVP of Finance..... **Chuck LaMattina**
 Manager of Reporting & Analytics..... **Kyle Allen**

BUSINESS DEVELOPMENT

Executive Vice President..... **Ron Raccuia**
 Senior Vice President..... **Daniel Misko**
 Director of Events..... **Charlie Cannan**
 Director of Corporate Partnerships..... **Kelley Van Ness**
 Director of Partnership Solutions..... **Rachel Cappellino**
 Directors of Corporate Sales..... **Joe Foy,**
 **Neal McMullen, Ashley Meganck**
 Managers of Corporate Partnerships..... **Kristy Wilensky,**
 **Allison Pawarski**
 Managers of Corporate Sales..... **Jon Latke, Kyle Georger**
 Senior Designer..... **Kristine Hotchkiss**
 Senior Manager of Premium Seating..... **Melissa Palgutt**
 Senior Coordinators of Corporate Partnerships.....
 **Emily Magavern, Ryan Hulub**
 Senior Coordinator of Premium Sales..... **John Ricotta**
 Coordinator of Corporate Sales..... **Joseph Johnson**
 Coordinators of Corporate Partnerships..... **Mark Glieco,**
 **Joseph Schillace, Matthew Smaczniak**
 Coordinator of Premium Seating..... **Candace Sena**
 Traffic Coordinator..... **Dan Peters**
 Administrative Assistant..... **Lauren Yurko**
 VP of Live Events..... **Jennifer Van Rysdam**
 Director of Live Events..... **Rob Crean**
 Senior Manager of Live Events Marketing..... **Kevin Kennedy**
 Coordinator of Suite Services..... **Michelle Mitchell**
 Graduate Assistants..... **Andrew Doner, Patrick Collins**

PICSIX

Director of Corporate Development..... **Taylor Gahagen**
 Account Manager..... **Sarah Schuller**
 Account Coordinators..... **Brittany Czodli, Kandace Kowalski**

CREATIVE SERVICES

EVP of Creative Services..... **Frank Cravotta**
 VP of Content Production..... **Drew Boeing**
 Director of Cinematography..... **Mark Blaszak**
 Director of Video Production..... **Jason Holler**
 Creative Directors..... **Aaron LaPorta, Vicki Sitek**
 Director of Operations..... **Kim Vara**
 Chief Photographer..... **Bill Wippert**
 Photo Editor..... **Sara Schmidle**
 Senior Graphic Designer..... **Melissa Gebhardt**
 Graphic Designers..... **Mark Adamusik, Lisa Hinterberger,**
 **Chelsea Kowalik, Justin Lowe, Dylan Nowak, Sean Pantling**
 Traffic Coordinators..... **Shana Campbell,**
 **Colleen Holmes, Maggie Zuffranieri**
 Senior Producer and Editor..... **Joseph DeBenedictis**
 Editors..... **Mike Bahrenburg, Scott Balzer, CJ Gates,**
 **Andy Quinn, Xavier Riley**

CREATIVE SERVICES

Senior Motion Designer..... **David Jackson**
 Motion Designers..... **Michael Califano, Dylan Goodsell,**
 **Eric Heine, Patrick Worrell**
 Cinematographers..... **Travis Carlson, Marc Davies, Luke Haag,**
 **Allen Leight, Aaron Rizzo, Ben Woody**
 Production Coordinator..... **Megan Gonsalves**

MEDIA & CONTENT

EVP of Media and Content..... **Mark Preisler**
 Supervising Producer..... **Michelle Girardi Zumwalt**
 Senior Producer..... **Jay Harris**
 Senior Director of Broadcast Operations..... **Steve Asposto**
 Director of Communications..... **Don Heins**
 PR Coordinator..... **Colleen Kerr**
 Multimedia Journalist..... **Maddy Glab**
 Hosts, *The Instigators*..... **Andrew Peters, Craig Rivet**
 Producers..... **Jordan Teritto, Kyle Toot**
 Production Assistants..... **George Blas, Kevin Carges,**
 **James Wrobel, Kelly Rood**
 Technical Director..... **Jeff Coltoniak**
 Graphics Producer..... **Thomas Hollander**
 Assistant AV Engineer..... **Dave Rich**
 Library Manager..... **Dean Angle**
 Executive Assistant..... **Angela Filipski**
 Director of Social Media Content and Strategy..... **Anna Stolzenburg**
 Social Media Editors..... **Zachary Specht, Alexi Spector,**
 **Alexandra Napoli, Kelsey Sweet**
 Social Media Coordinator..... **Kelly Pegula**
 Media & Content Coordinator..... **Jami Cohen**

MARKETING

Senior VP of Sports Marketing..... **John Durbin**
 Director of Business Solutions..... **Scott Miner**
 Director of Marketing Activation..... **Gregg Pastore**
 Hospitality Marketing Manager..... **Jacque Greco**
 Digital Experience Manager..... **Ted Jarmuz**
 Digital Insights Manager..... **Craig Kanaley**
 Manager of Business Analytics..... **Vincent Lepore**
 Manager of Data Strategy..... **Chris O'Connell**
 Fan Experience Manager..... **Nicholas Ruggiero**
 CRM Analyst..... **Evan Barrick**
 CRM Architect..... **John Landi**
 Platform Optimization Coordinator..... **Olivia Merrill**
 Data Analyst..... **Connor Kukla**
 Solutions Developer..... **Glen Noworyta**
 Copywriter..... **Michael Whitney**

HUMAN RESOURCES

VP of Human Resources..... **Christie Joseph**
 Senior Human Resources Manager..... **Erin Fierle**
 Talent Acquisition Lead..... **Kelly Navarro**
 Human Resources Generalist..... **Amanda Czajka**
 Human Resources Coordinator..... **Marisol Rosario**

HOSPITALITY

VP of Hospitality..... **Dominic Verni**
 Director of Culinary..... **Ron Kubiak**
 Buffalo Sabres Executive Chef..... **Michael Haefner**
 Buffalo Sabres Sous Chefs..... **Katherine Daminski, Ayu Travis**



TERRY PEGULA

OWNER/CEO



Terry Pegula is a self-made success story, rising from humble beginnings to become one of the most respected leaders in the energy industry and one of very few professional sports owners to operate franchises in multiple sports.

On Feb. 22, 2011, Terry and Kim Pegula, who had previously been season ticket holders, realized their dream of owning a hockey franchise by purchasing the NHL's Buffalo Sabres. They followed up their commitment to hockey by purchasing the AHL's Rochester Americans later that year, restoring a longtime affiliation between the Sabres and Amerks.

Raised in Carbondale, Pennsylvania, Terry is a 1969 graduate of Scranton Preparatory School. He entered Penn State University as a math major and was accepted into the Petroleum and Natural Gas Engineering Program with a scholarship. He went on to graduate with a Bachelor of Science degree in 1973 and landed his first job with Getty Oil Co. in Victoria, Texas. He later joined Felmont Oil Co. as an Area Engineer, a decision that brought him to Olean, New York in 1975.

In 1983, Terry borrowed \$7,500 from family and friends to create East Resources Inc., an independent oil and gas exploration and production company operating in the Appalachian Basin. Over the next 27 years, Terry built East into one of the largest privately held companies in the United States. In July of 2010, Royal Dutch Shell purchased the assets of East Resources Inc., which continues to be active today. In 2012, Terry formed JKLM Energy. JKLM is staffed with many former East Resources employees and takes pride in contributing to U.S. energy independence by producing Pennsylvania natural gas, elevating the state into one of the top producing regions in the world.

Upon the sale of East Resources assets, Terry focused his attention on his love of sports. In September of 2010, the Pegulas announced a gift of \$102 million to construct Pegula Ice Arena, paving the way for Division I hockey at Penn State and helping to form the Big Ten Hockey Conference.

The Pegulas then began construction of a multipurpose ice complex and opened LECOM Harborcenter in 2014. The \$200 million personally financed complex, next door to the Sabres' KeyBank Center, includes two NHL hockey rinks, training facilities, four restaurants, a full-service Marriott Hotel and parking. The combination of KeyBank Center and LECOM Harborcenter have allowed Buffalo to be a center for hockey, hosting the 2016 NHL Draft, NHL Combine, 2018 IIHF World Junior Hockey Championship and the 2019 NCAA Frozen Four.

Together with his wife Kim, Terry added another franchise to their Buffalo holdings on Oct. 10, 2014. The Pegulas received the unanimous approval of NFL owners to succeed Pro Football Hall of Famer Ralph C. Wilson, Jr. and become the second owners in the storied history of the Buffalo Bills.

Terry serves as CEO of the Bills and currently sits on the NFL's Health and Safety committee. In 2016, the Pegulas were honored with the Tank Younger Award, which recognizes extraordinary contributions towards diversity in the NFL.

In addition to overseeing the family's sports operations, Terry runs JKLM Energy in Pittsburgh, and his business operations in Boca Raton, Florida. Terry and Kim have five children: Michael, Laura, Jessica, Kelly and Matthew.





CLUB PERSONNEL



KIM PEGULA

OWNER/PRESIDENT



Kim Pegula is the President and CEO of Pegula Sports and Entertainment, and President of both the Buffalo Sabres and the Buffalo Bills.

A native of Fairport, New York, she attended nearby Houghton College and graduated in 1991 with a degree in communications. Kim began her professional career with East Resources in 1991 and was involved with the company until its sale in 2010.

Kim got her start in sports in 2011 after she and her husband Terry purchased the Buffalo Sabres. They followed up their commitment to hockey by purchasing the AHL's Rochester Americans, restoring a longtime affiliation between the Sabres and Amerks. In May 2018, she became the first female to hold the post of President for both an NHL and NFL team. Kim and Terry's sports ownership also extends to the NLL Buffalo Bandits and Rochester Knighthawks and the AHL Rochester Americans.

On Oct. 8, 2014, Kim, along with her husband Terry, realized another dream as they became only the second owners of the Buffalo Bills. Kim currently serves on the NFL's Super Bowl and Major Events Advisory Committee, Business Ventures Committee, and NFL Foundation Committee. She also serves on the Board of Directors of the Hockey Hall of Fame and Museum and the Republic Services Group.

After owning multiple professional sports in the same market, Kim launched Pegula Sports and Entertainment (PSE) in 2014, creating a management company that oversees the business operations across all Pegula-owned entities and sports teams. Since its inception, PSE has expanded its reach to include LECOM Harborcenter, a multipurpose facility anchored by two NHL-size ice rinks and a Marriott Hotel franchise; PicSix, a full-service creative agency specializing in video, digital and marketing creative services for a variety of companies; a hospitality division that operates multiple restaurants including (716) Food and Sport, a Tim Hortons Café and Bake Shop franchise, The Healthy Scratch cafe and the newest addition The Draft Room. In 2017, PSE added ADPRO Sports to their portfolio, offering branded merchandise to teams and companies across the country.

PSE, through its managed entities, has been key to bringing new business opportunities to Buffalo including multi-year agreements to host the NHL Combine, the 2016 NHL Draft, the 2018 IIHF World Junior Championship and the 2019 Frozen Four, as well as a wide variety of stadium and arena concerts, and national and international tournament events at all levels. Kim and the PSE entities have been honored with a number of awards including Business First's Most Influential People, NYS Emmy Awards for sports content, Buffalo Best Place To Work, the Tank Younger Award for embracing diversity in the NFL, and numerous individual recognitions of PSE's staff.

Kim and Terry have also given back to encourage the growth of sports and the many intangible benefits they believe sports creates for individuals, fans and their community. In 2010 the Pegula's gave an unprecedented \$102 million for the creation of the Pegula Ice Arena at Terry's Alma mater Penn State. The facility allowed for Penn State's hockey program to become a NCAA Division I team and was the final piece for the formation of the Big Ten Hockey Conference. Kim also gave back to her alma mater, Houghton College, with a gift of \$12 million to build the Kerr-Pegula Athletic Complex, allowing Houghton College athletics to become a Division III program.

Terry and Kim have five children: Michael, Laura, Jessica, Kelly and Matthew.





Hockey Department CLUB PERSONNEL



JASON BOTTERILL

GENERAL MANAGER



Jason Botterill was named the eighth general manager in Buffalo Sabres history on May 11, 2017 and enters his third season in that role and his 14th overall as a member of NHL front offices.

Before joining the Sabres, Botterill spent 10 seasons as a member of the Pittsburgh Penguins' front office, where he was integral in building the rosters of three Stanley Cup-winning teams. His most recent role was that of associate general manager, a position he held from 2014 onward. In that role, Botterill was involved in scouting, player development, contract negotiations and salary cap management. He also served as general manager of the AHL's Wilkes-Barre/Scranton Penguins from 2009-10 to 2016-17, guiding the team to two division titles and eight consecutive playoff appearances.

Botterill originally joined the Penguins as their director of hockey administration in July 2007 after serving as a scout for the Dallas Stars in 2006-07. He was later promoted to assistant general manager in 2009 before becoming the associate general manager in 2014.

A native of Edmonton, Alberta, Botterill developed a championship pedigree during his playing career. He won a gold medal as a member of the Canadian World Junior Championship team in 1994, 1995 and 1996, and was a part of the University of Michigan's NCAA Championship squad in 1996. Botterill later won a Calder Cup in 2001 as a member of the St. John Flames (AHL).

Botterill played in the Sabres organization during his final three professional seasons, posting eight points (3+5) in 36 games for the Sabres and 100 points (59+41) in 118 games for the Rochester Americans (AHL). During his eight-year playing career, the forward appeared in a total of 88 NHL games, 270 AHL contests and 123 IHL games.

RANDY SEXTON

ASSISTANT GENERAL MANAGER



Randy Sexton returns to the Sabres for his third year as assistant general manager for the 2019-20 season.

Among other responsibilities, Sexton, a 19-year veteran of NHL front offices, will oversee the amateur scouting department and serve as general manager of Buffalo's AHL affiliate, the Rochester Americans. During his time as general manager of the Amerks, the team has made the playoffs both seasons, combining for an 83-45-24 record (.625) in that time.

Prior to joining the Sabres, Sexton spent seven seasons with the Pittsburgh Penguins' scouting department after joining the team as assistant director of amateur scouting in 2010-11, including his last two seasons as the team's director of amateur scouting. In this role, he oversaw the team's amateur scouting operations in North America and Europe.

Prior to his time with the Penguins, Sexton logged several years of NHL front office experience in stints with the Ottawa Senators (1990 to 1995) and the Florida Panthers (2006 to 2010). As one of the Senators' founders, he was instrumental in helping to bring an NHL team back to Ottawa, eventually serving as the club's president, chief executive officer and general manager during his time with the team. He served as assistant general manager for the Panthers for four seasons before being promoted to general manager in February 2009.

STEVE GREELEY

ASSISTANT GENERAL MANAGER



Steve Greeley is in his third season as assistant general manager for the Sabres after being named to the position in June 2017. Among his responsibilities, Greeley oversees the team's pro scouting staff and player development department.

Greeley joined the Sabres after spending two seasons as the assistant director of player personnel for the New York Rangers. Before his tenure with the Rangers, Greeley spent two seasons as an associate coach at his alma mater, Boston University, where he played a vital role in the school's recruiting process.

Greeley also spent seven seasons (2006-07 to 2012-13) in the scouting department for the Los Angeles Kings and served as a regional scout for the U.S. National Team Development Program from 2009 to 2012 and again from 2015 to 2017.



MARK JAKUBOWSKI

VICE PRESIDENT OF HOCKEY ADMINISTRATION



Mark Jakubowski begins his 15th year with the Sabres and his third as vice president of hockey administration. Before moving to his current role, Jakubowski spent seven seasons serving as assistant to the general manager and three seasons as the team's assistant general manager.


His responsibilities include salary cap analysis, contract research relating to player negotiations and arbitrations, managing player transfers, team roster administration, and all matters relating to compliance with the NHL Collective Bargaining Agreement and other NHL agreements.





RALPH KRUEGER

HEAD COACH



Ralph Krueger was named the 19th head coach in Buffalo Sabres history on May 15, 2019 and he will embark on his first season behind the bench for the team in 2019-20.

Krueger returns to the NHL after spending the last five-plus seasons as the Chairman of Southampton Football Club, a soccer team that currently plays in England's Premier League. During his tenure in England, Krueger helped guide Southampton to four consecutive top-eight finishes in England's top league for the first time in the club's 127-year history.

Before his time in soccer, Krueger served as the head coach of the Edmonton Oilers during the 2012-13 season after spending the 2010-11 and 2011-12 campaigns as the team's associate coach. From the time he joined the Oilers in 2010, Krueger was part of a coaching staff that helped improve the team's goals against per game by .66 in three years, culminating in the sixth-best mark in franchise history (2.73) during his only season as head coach. Prior to beginning his NHL coaching career with Edmonton, Krueger served as a European Consultant for the Carolina Hurricanes from 2005 to 2010.

A native of Winnipeg, Manitoba, Krueger's most recent hockey experience has taken place in international competition. In 2014, he won an Olympic gold medal as a consultant to Team Canada's coaching staff. Most recently, he served as the head coach of Team Europe, who finished as runners-up at the 2016 World Cup of Hockey.

Krueger began his coaching career during the 1991-92 season as head coach of VEU Feldkirch in the Austrian Hockey League, where he spent seven seasons and led the team to five consecutive championships (1994 to 1998) and a European Champions League title in 1998. He spent the next 13 years as head coach of the Swiss national team, serving behind Switzerland's bench for three Winter Olympic Games and 12 IIHF World Championships. During his time with Team Switzerland, the team moved from No. 15 to No. 7 in the World Rankings.

As a player, Krueger played 12 seasons professionally in Germany, nine of which came in the country's top division. In his only season in North America, Krueger recorded 85 points (30+55) in 65 WHL games for the Calgary Wranglers and New Westminster Bruins in 1979-80. The forward also represented West Germany at both the 1981 and 1986 IIHF World Championships.





MIKE BALES

ASSISTANT COACH



Mike Bales enters his first year as an assistant coach for the Sabres in 2019-20. He joins the organization with six seasons of experience as a goaltending coach in the National Hockey League. The Prince Albert, Saskatchewan native spent the last two seasons with the Carolina Hurricanes, during which the team recorded an 82-64-18 regular-season record.

Prior to joining the Hurricanes, Bales spent six seasons with the Pittsburgh Penguins (2011-12 to 2016-17), winning the Stanley Cup in each of his final two seasons as a member of the Penguins' staff. Originally hired by Pittsburgh in 2011 as a goaltender development coach, his first two seasons with the team were highlighted by helping to scout, draft and develop Penguins goaltender Matt Murray.

Bales was promoted to serve as the Penguins' goaltending coach prior to the 2013-14 season. While serving on the team's coaching staff, he oversaw a four-year span during which the team's goaltenders posted the seventh-best save percentage in the league.

Bales played 18 seasons of professional hockey as a goaltender. He was selected by the Boston Bruins in the fifth round of the 1990 NHL Draft and appeared in 23 NHL games with the Bruins and Ottawa Senators

DON GRANATO

ASSISTANT COACH



Don Granato will serve as an assistant coach for the Sabres this season after he was hired to the position in June 2019. He spent the last two seasons as an assistant coach for the Chicago Blackhawks after serving as the associate head coach for the University of Wisconsin during the 2016-17 season.

During his coaching career, Granato spent seven total seasons in the St. Louis Blues' organization, including one season as an assistant coach for the Blues (2005-06). He also served as the head coach for the Worcester IceCats, St. Louis' AHL affiliate, for five seasons (2000-01 to 2004-05). In his first season with the IceCats, Granato was the recipient of the Louis A.R. Pieri Memorial Award, awarded annually to the AHL's most outstanding coach. He later spent parts of two seasons with the Chicago Wolves (AHL) as the club's head coach from 2008-09 to 2009-10.

Granato began his coaching career in the USHL during the 1993-94 season as the interim head coach of the Wisconsin Capitols. He became general manager and head coach of the Green Bay Gamblers the following campaign and led the team to the best record in the USHL in 1995-96 and 1996-97. The following season, Granato moved to the ECHL, where he spent two seasons as general manager and head coach of the Columbus Chill before winning the Kelly Cup in his only season as head coach of the Peoria Rivermen in 1999-00.

A native of Downers Grove, Illinois, Granato also has extensive experience as a coach at the national level for the United States. From 2011-12 to 2015-16, Granato served as a head coach at the USNTDP, where he led his teams to victories at the 2014 World Under-17 Hockey Challenge and the 2015 IIHF World U18 Championship. He was also an assistant coach for Team USA at the 2015 IIHF World Junior Championship and at the 2014 and 2018 IIHF World Championships.

As a player, he captured an NCAA Championship with the University of Wisconsin in 1990. He spent two seasons in the ECHL with Columbus, posting 90 points (26+64) in 103 career contests.





STEVE SMITH

ASSISTANT COACH



Steve Smith enters his second season with the team after being hired in July 2018. This season will be Smith's 29th overall in the NHL and 11th as an assistant coach.

Before joining the Sabres, Smith served as an assistant coach for the Carolina Hurricanes for four seasons. During his tenure, the Hurricanes allowed the second-fewest shots per game (28) of any NHL team. Prior to joining the Carolina coaching staff, the Glasgow, Scotland native served as an assistant coach for the Edmonton Oilers from 2010-11 to 2013-14 and for the Calgary Flames in 1997-98. His off-ice NHL experience is rounded out by two seasons as a scout for the Chicago Blackhawks in 2008-09 and 2009-10.

During his 16-season NHL playing career, Smith won three Stanley Cups (1987, 1988 and 1990), one Canada Cup (1991) and appeared in one NHL All-Star Game (1991) as a member of the Oilers. In 804 total regular-season games as a defenseman with the Oilers, Blackhawks and Flames, Smith totaled 375 points (72+303). He added 52 points (11+41) in 134 career Stanley Cup Playoff games.

MYLES FEE

VIDEO COACH



Myles Fee joins the Sabres for his first season as video coach in 2019-20.

Fee spent the last three seasons with the Charlotte Checkers (AHL) and was part of the team's Calder Cup Championship team in 2018-19. During his time in Charlotte, Fee served as video coach and was later promoted to assistant coach/video.

The Dauphin, Manitoba native spent seven years as the video coach for the Edmonton Oilers and also served as the video coach for Ralph Krueger's Team Europe staff at the 2016 World Cup of Hockey. His first NHL experience came with the New York Rangers, where Fee served as a video analyst for four seasons and in team services during the 2005-06 season.

KYLE SMITH

VIDEO COORDINATOR



Kyle Smith rejoins the Sabres for his second stint with the team and will serve as video coordinator starting in 2019-20.

Smith spent the previous eight seasons in the American Hockey League as the Rochester Americans' video coordinator, where he also handled all aspects of team travel during the last two seasons.

Before joining the Amerks, Smith, the son of former Sabre Derek Smith, spent the 2010-11 season with the Sabres in the pro scouting/hockey analytics department, handling various tasks and working closely with Buffalo's hockey operations personnel. In April 2011 he accepted the interim video coach position with the AHL's Portland Pirates shortly before being elevated to full-time status within the Buffalo Sabres/Rochester Americans organization.

A 2011 graduate of SUNY Cortland, Smith played four years of collegiate hockey for the Red Dragons, serving as team captain his final two seasons.





Buffalo Sabres Staff CLUB PERSONNEL



HOCKEY DEPARTMENT



RYAN JANKOWSKI
Director of
Amateur Scouting




JEFF CRISP
Assistant Director
of Amateur Scouting



JERRY FORTON
Head of Collegiate
Scouting




CORY BANIKA
Amateur Scout



STEVE COCKER
Amateur Scout



KEVIN DEVINE
Amateur Scout



AUSTIN DUNNE
Amateur Scout



MARK FERNER
Amateur Scout



MARCUS FINGAL
Amateur Scout



SCOTT HALPENNY
Amateur Scout



RANDY HANSCH
Amateur Scout



FRANK MUSIL
Amateur Scout



TEEMU NUMMINEN
Amateur Scout



TOM O'CONNOR
Amateur Scout




RON PYETTE
Amateur Scout



ROB RILEY
Amateur Scout



MATT TIESLING
Amateur Scout



MAGNUS WELIN
Amateur Scout



GRAHAM BEAMISH
Pro Scout



JEREMIAH CROWE
Pro Scout




JOHN VAN BOXMEER
Pro Scout



JASON NIGHTINGALE
Director of Analytics



KYLE KIEBZAK
Head of Hockey IT



COLE BURKHALTER
Coordinator of
Team Services



BRETT RUFF
Coordinator of Hockey
Administration



TERRI O'BRIEN
Executive Assistant

EQUIPMENT



DAVE WILLIAMS
Equipment Manager



RIP SIMONICK
Equipment Manager



GEORGE BABCOCK
Assistant Equipment
Manager



BEN LAING
Assistant Equipment
Manager



KEITH HAYES
Equipment Assistant



CLUB PERSONNEL



PLAYER DEVELOPMENT



KRYZ BARCH
Player Development
Coach



MIKE KOMISAREK
Player Development
Coach




ADAM MAIR
Player Development
Coach



SEAMUS KOTYK
Goaltending Development
Coach

PERFORMANCE DEPARTMENT



LES BISSON, M.D.
Medical Director



JOE COLLINS
High Performance
Manager




RICH STINZIANO
Head Athletic Trainer



MICHAEL ADESSO
Assistant Athletic
Trainer/Physical Therapist



BOB MOWRY
Assistant Athletic
Trainer




BRETT CROMPTON
Massage Therapist/
Mobility Specialist




ED GANNON
Strength &
Conditioning Coach



J.T. ALLAIRE
Assistant Strength &
Conditioning Coach



DENNIS MILLER
Rehab & Development



KATY TRAN TURNER
Head of Human Science



DEAN HIGHAM
Lead Sports Scientist



CHRISTINE DZIEDZIC
Sports Dietitian



MARC FINEBERG, M.D.
Team Physician



MICHAEL FREITAS, M.D.
Team Physician



RAJIV JAIN, M.D.
Team Physician



DAVID CROGLIO, D.D.S.
Team Dentist

LEGAL & FINANCE



DAVID S. ZYGAJ
VP of Legal Affairs



KIM SZYMANOSKI
Paralegal



KRISTIN ZIRNHELD
Corporate Controller



LYNN SLANOVICH
Senior Accounting
Manager



JILL COLVIN
Senior Payroll
Manager



ERIC MCGUIRE
Accounting Manager



CLUB PERSONNEL



FINANCE



GABRIELLE WILSON
Account Manager



MAGGIE STEWART
Senior Accountant



MARILYN McCABE
Senior Accountant



RACHEL McTAVISH
Staff Accountant



KIM BINKLEY
Accounts Payable
Coordinator



DENA FOWLER
Payroll/HR Systems
Lead



**ELIZABETH
HOOFALLEN**
Payroll Coordinator



ABIGAIL BLAKELY
Payroll Coordinator



AMY McINTOSH
Finance Business
Administrator

BROADCAST



CHRISANNE BELLAS
VP of Broadcasting



JOE PINTER
TV Producer



ERIC GROSSMAN
TV Director



JASON WIESE
Production Manager



SAM KOROTKIN
Videographer/Editor



RAY RIEL
Broadcast Engineer



TOM MEKA
Production Assistant



RICK JEANNERET
Play-by-Play Announcer



ROB RAY
Color Commentator



DAN DUNLEAVY
Play-by-Play Announcer/
Reporter



BRIAN DUFF
Studio Host



MARTIN BIRON
Studio Analyst

CONTENT



CHRIS RYNDAK
Director of Media
and Content



JOURDON LaBARBER
Senior Coordinator of
Media and Content



CLUB PERSONNEL



GAME PRESENTATION



KELSEY SCHNEIDER
Director of Game Presentation



KELSEY GIORDANO
Manager of Game Presentation



PATRICK GALLAHUE
Promotions & Events Coordinator



AARON PIKE
Videoboard Director

MERCHANDISE



MIKE KAMINSKA
Director of Merchandise



GLENN BARKER
Merchandise Manager - Inventory Control




JEFF SMITH
Merchandise Manager - Event Sales



DASHAWN RICHARDSON
Store Manager



JOSHUA MARTIN
Assistant Store Manager



BRYAN URQUHART
Assistant Store Manager

MEDIA AND COMMUNITY RELATIONS



CHRIS BANDURA
VP of Media Relations



IAN OTT
Senior Manager of Media Relations



CHRIS DIERKEN
Manager of Media Relations



LINDSEY BROWN
Coordinator of Media Relations



RICH JURELLER
VP of Community Relations/
Pres. of Sabres Foundation



TERESA BELBAS
Manager of Community Relations




NICK FEARBY
Coordinator of Community Relations



TYLER FORD
Mascot Coordinator



ED GRUDZINSKI
Youth Hockey Manager



MAX HARVEY
Youth Hockey Coordinator



PATRICK KALETA
Youth Hockey Ambassador




LARRY PLAYFAIR
Director of Alumni Relations

MARKETING



CARA MURPHY
Senior Marketing Manager



MATT CIESLIK
Marketing Coordinator



CLUB PERSONNEL



TICKET OPERATIONS



JOHN SINCLAIR
VP of Tickets & Service



MARTY MALONEY
Director of Ticket Operations



MELISSA EAGEN
Ticket Operations Coordinator



PAUL BARKER
Box Office Manager



GRETCHEN KNOTT
Box Office Coordinator



NATE SHIVELY
Ticket Administrator



GREG METZEN
Ticket Sales Manager



CASEY JENKINS
Senior Ticket Sales Representative



JAKE BETT
Ticket Sales Representative



MELISSA RUGG
Ticket Sales Representative




ROXANNE ANDERSON
Senior Account Services Representative



BRIAN BILSKI
Account Services Representative



RYAN GILBERT
Account Services Representative



JAKE MARYNIEWSKI
Account Services Representative



CHRIS MILLER
Account Services Representative



JORDAN MORRISON
Account Services Representative



SARALYNN RUHLAND
Account Services Representative/Receptionist

INFORMATION TECHNOLOGY



TODD HENZLER
Director of Information Technology



NATE BROZYNA
Advanced Support Specialist



MICHAEL WALKER
IT Support Specialist

HUMAN RESOURCES



HOLLY WEISKERGER
Senior Human Resources Manager



DAVE McNALL
Human Resources Manager



CHRISTINA FILDES
Human Resources Coordinator



Buffalo Sabres Staff CLUB PERSONNEL



ARENA OPERATIONS



STAN MAKOWSKI, JR.
VP of Arena Operations



BETH GUILIANI GATTO
Director of
Arena Operations




LAURA HETTRICK
Senior Event Manager



MIKE TABONI
Event Manager



LISA KIMBALL
Event Manager



MARC BRENNER
Director of Security



TIM SCHMITT
Security Manager



DENNIS HOOPER
Director of
Building Services



KEN DOWD
Technical Communications
Manager



BRUCE JOHNSON
Chief Engineer



BRIAN HALL
Lead Engineer



MICHAEL DESTINO
Maintenance Crew



JASON SATTELBURG
Maintenance Crew




STEPHEN GORE
Maintenance Crew




TIM ZAWADZKI
Maintenance Crew



ANDREW CHAMBERLIN
Head Ice Technician



ERIC DOERING
Ice Technician



RODNEY BAILEY
Housekeeping Manager



RASHAD DUKES
Housekeeping Manager



JAMES GEORGE
Housekeeping



NICOLE GEORGE
Housekeeping



JULIE KRZYZANOWSKI
Operations Assistant



AARON ACKER
Security Officer



BEN EDWARDS
Security Officer



KEVIN KRAUSE
Security Officer



LI CHAO
Security Officer




JAMES McDUFFIE
Security Officer



COLTON MCKEE
Security Officer



KATHY NOVO
Security Officer



CRYSTAL NUNZ
Security Officer




RYAN SHAW
Security Officer



AMANDA SZULIST
Security Officer



GREG WINGERTER
Security Officer



SAM BUFFUM
Parking Manager



JACOB HAGER
Assistant Parking
Manager



Pegula Sports and Entertainment CLUB PERSONNEL



LEGAL, FINANCE & BUSINESS OPERATIONS



GREGG BRANDON
Executive Vice President/
General Counsel



CHUCK LaMATTINA
EVP of Finance



KYLE ALLEN
Manager of Reporting
& Analytics



NADINE LEONE
Team Concierge/
Executive Assistant

BUSINESS DEVELOPMENT



RON RACCUIA
Executive Vice
President



DANIEL MISKO
Senior Vice President



CHARLIE CANNAN
Director of Events



KELLEY VAN NESS
Director of Corporate
Partnerships



RACHEL CAPPELLINO
Director of Partnership
Solutions



JOE FOY
Director of
Corporate Sales



NEAL McMULLEN
Director of
Corporate Sales



ASHLEY MEGANCK
Director of
Corporate Sales




KRISTY WILENSKY
Manager of
Corporate Partnerships



ALLISON PAWARSKI
Manager of
Corporate Partnerships



JON LATKE
Manager of
Corporate Sales



KYLE GEORGER
Manager of
Corporate Sales



KRISTINE HOTCHKISS
Senior Designer



MELISSA PALGUTT
Senior Manager of
Premium Seating




EMILY MAGAVERN
Senior Coordinator of
Corporate Partnerships



RYAN HULUB
Senior Coordinator of
Corporate Partnerships




JOHN RICOTTA
Senior Coordinator of
Premium Sales



JOSEPH JOHNSON
Coordinator of
Corporate Sales



MARK GLIOCO
Coordinator of
Corporate Partnerships



JOSEPH SCHILLACE
Coordinator of
Corporate Partnerships




MATTHEW SMACZNIAK
Coordinator of
Corporate Partnerships



CANDACE SENA
Coordinator of
Premium Seating



DAN PETERS
Traffic Coordinator



LAUREN YURKO
Administrative Assistant



Pegula Sports and Entertainment CLUB PERSONNEL



BUSINESS DEVELOPMENT



JENNIFER VAN RYSDAM
VP of Live Events



ROB CREAN
Director of Live Events



KEVIN KENNEDY
Senior Manager of Live Events Marketing



MICHELLE MITCHELL
Coordinator of Suite Services

PICSIX



TAYLOR GAHAGEN
Director of Corporate Development



SARA SCHULLER
Account Manager



BRITTANY CZODLI
Account Coordinator



KANDACE KOWALSKI
Account Coordinator

HUMAN RESOURCES




CHRISTIE JOSEPH
VP of Human Resources



ERIN FIERLE
Senior Human Resources Manager



KELLY NAVARRO
Talent Acquisition Lead



AMANDA CZAJKA
Human Resources Generalist



MARISOL ROSARIO
Human Resources Coordinator

HOSPITALITY



DOMINIC VERNI
VP of Hospitality



RON KUBIAK
Director of Culinary



MICHAEL HAEFNER
Buffalo Sabres Executive Chef



KATHERINE DAMINSKI
Buffalo Sabres Sous Chef



AYU TRAVIS
Buffalo Sabres Sous Chef




Pegula Sports and Entertainment CLUB PERSONNEL



MEDIA AND CONTENT



MARK PREISLER
EVP Media and Content



MICHELLE GIRARDI ZUMWALT
Supervising Producer



JAY HARRIS
Senior Producer



STEVE ASPOSTO
Senior Director of
Broadcast Operations



DON HEINS
Director of
Communications



COLLEEN KERR
PR Coordinator




MADDY GLAB
Multimedia Journalist



ANDREW PETERS
Host, *The Instigators*




CRAIG RIVET
Host, *The Instigators*



JORDAN TERITTO
Producer



KYLE TOOT
Producer



GEORGE BLAS
Production Assistant



JEFF COLTONIAK
Technical Director



THOMAS HOLLANDER
Graphics Producer




DEAN ANGLE
Library Manager



ANGELA FILIPSKI
Executive Assistant



ANNA STOLZENBURG
Director of Social Media
Content and Strategy



ZACHARY SPECHT
Social Media Editor




ALEXI SPECTOR
Social Media Editor



ALEXANDRA NAPOLI
Social Media Editor



KELSEY SWEET
Social Media Editor



JAMI COHEN
Media & Content
Coordinator



Pegula Sports and Entertainment CLUB PERSONNEL



CREATIVE SERVICES



FRANK CRAVOTTA
EVP of Creative Services



DREW BOEING
VP of Content
Production



MARK BLASZAK
Director of
Cinematography



JASON HOLLER
Director of
Video Production



AARON LaPORTA
Creative Director



VICKI SITEK
Creative Director



KIM VARA
Director of Operations



BILL WIPPERT
Chief Photographer



SARA SCHMIDLE
Photo Editor



MELISSA GEBHARDT
Senior Graphic Designer



MARK ADAMUSIK
Graphic Designer



LISA HINTERBERGER
Graphic Designer



CHELSEA KOWALIK
Graphic Designer



JUSTIN LOWE
Graphic Designer



DYLAN NOWAK
Graphic Designer



SEAN PANTLING
Graphic Designer



SHANA CAMPBELL
Traffic Coordinator



COLLEEN HOLMES
Traffic Coordinator



MAGGIE ZUFFRANIERI
Traffic Coordinator



JOSEPH DeBENEDICTIS
Senior Producer
and Editor



MIKE BAHRENBURG
Editor



SCOTT BALZER
Editor



CJ GATES
Editor




ANDY QUINN
Editor



XAVIER RILEY
Editor




DAVID JACKSON
Senior Motion Designer



MICHAEL CALIFANO
Motion Designer



DYLAN GOODSSELL
Motion Designer



ERIC HEINE
Motion Designer



PATRICK WORRELL
Motion Designer



TRAVIS CARLSON
Cinematographer



MARC DAVIES
Cinematographer



LUKE HAAG
Cinematographer



AARON RIZZO
Cinematographer



BEN WOODY
Cinematographer



MEGAN GONSALVES
Production Coordinator



Pegula Sports and Entertainment CLUB PERSONNEL



MARKETING



JOHN DURBIN
Senior VP of
Sports Marketing



SCOTT MINER
Director of
Business Solutions



GREGG PASTORE
Director of Marketing
Activation




JACQUIE GRECO
Hospitality Marketing
Manager



TED JARMUZ
Digital Experience
Manager




CRAIG KANALLEY
Data Insights Manager



VINCENT LEPORE
Manager of Business
Analytics




CHRIS O'CONNELL
Manager of Data
Strategy



NICHOLAS RUGGIERO
Fan Experience Manager



EVAN BARRICK
CRM Analyst




JOHN LANDI
CRM Architect



OLIVIA MERRILL
Platform Optimization
Coordinator



CONNOR KUKLA
Data Analyst



GLEN NOWORYTA
Solutions Developer



MICHAEL WHITNEY
Copywriter



CHRIS BANDURA

VICE PRESIDENT OF MEDIA RELATIONS



Chris Bandura is in his 15th season with the Sabres organization and third as the team's vice president of media relations. Prior to his current role, Bandura spent six seasons as the team's director of media relations after spending his first six seasons as the team's media relations coordinator. Bandura oversees all communications and media relations efforts for the Sabres, serving as the team's spokesman and primary media contact at home and on the road. Among his chief duties in this role is serving as the liaison between media members and the Sabres organization, including players and hockey department personnel.

Before joining the Sabres, Bandura spent two years as the media relations coordinator for the Rochester Division, which included the Rochester Americans (AHL), Rochester Raging Rhinos (USL First Division), Rochester Knighthawks (NLL) and Rochester Rattlers (MLL). Prior to his stint in Rochester, Bandura was the vice president of operations for the Columbus Landsharks of the National Lacrosse League (2001-2003). He has also spent time in the NLL front office as the director of media relations (1999-00) after graduating from Utica College of Syracuse University in 1999.

IAN OTT

SENIOR MANAGER OF MEDIA RELATIONS



Ian Ott is in his 10th season as member of the Buffalo Sabres' media relations department and second as the team's senior manager of media relations. After serving as the Sabres' media relations graduate assistant during the 2010-11 season, Ott joined the team on a permanent basis in July 2011. Some of Ott's primary duties include overseeing press box operations, serving as the editor of team publications and preparing the team's game notes. He is also responsible for overseeing media relations efforts for the Buffalo Bandits (NLL). A graduate of SUNY Oswego, Ott worked for the school's sports information department and its student-run newspaper, The Oswegonian, while earning a bachelor's degree in journalism.

CHRIS DIERKEN

MANAGER OF MEDIA RELATIONS



Chris Dierken is in his sixth season with the Buffalo Sabres media relations department and his second as the team's manager of media relations. Before joining the Sabres full-time, Dierken served as an intern for the team's public relations department in 2012-13 and was the department's graduate assistant during the 2014-15 season. He also spent time with the Buffalo Bills' media relations department and served as the communications coordinator for the Reno Aces, the Triple-A affiliate of the Arizona Diamondbacks. He graduated with a journalism degree from SUNY Buffalo State in 2013, where he was the sports editor of the school's newspaper, The Record, and worked in the sports information department.

LINDSEY BROWN

COORDINATOR OF MEDIA RELATIONS



Lindsey Brown is in her second season with the Buffalo Sabres media relations department and first as the coordinator of media relations. Before joining the Sabres, Brown served as the media relations seasonal assistant for the Tennessee Titans during the 2017-18 NFL season and spent the previous year as the social media trainee at Octagon. She has also spent time with the Washington Capitals, Washington Redskins and New York Rangers. She graduated with a communications degree from the University of Maryland in 2016.

ALLSVIEW CASINO
WAGAF A FALLS + CANADA

SUPERCUTS

LIFE

NHL



PLAYERS





ZAK buh-GOH-zhuhn

DEFENSE

ZACH BOGOSIAN

Born July 15, 1990 | Massena, New York
6 ft 3 in | 226 lbs | Shoots Right



2018-19 | HIGHLIGHTS

- Played 65 games, his highest total as a member of the Sabres and the most he's played since 2011-12.
- Ranked second among all Sabres with 116 blocked shots and led the team with a career-high 1.8 blocks per game.
- Appeared in his 600th NHL game on Feb. 7 vs. Carolina and recorded an assist.
- Scored his third career shorthanded goal (and first since the 2009-10 season) as part of a two-point night on March 7 at Chicago.

PROFESSIONAL CAREER | HIGHLIGHTS

- Played in his 500th NHL game on Jan. 13, 2017 at Carolina.
- Recorded his 100th career NHL point on April 16, 2013 vs. Tampa Bay.
- Registered a career-high 30 points (5+25) in 65 games with the Winnipeg Jets during the 2011-12 season.
- Established career highs in games played (81) and goals (10) in 2009-10 as a member of the Atlanta Thrashers, tying the franchise record for most goals by a defenseman and setting a franchise record with 196 hits.
- Led all first-year NHL defensemen with nine goals as an 18-year-old in 2008-09, also leading Atlanta defensemen in goals and ranking third among Thrashers blueliners in points (19).

AMATEUR CAREER | HIGHLIGHTS

- Led the Peterborough Petes (OHL) with 61 points (11+50) and a plus-8 rating in 60 regular-season games in 2007-08, earning a selection to the 2008 OHL First All-Star Team and a spot in the 2008 OHL All-Star Classic and the 2008 CHL Top Prospects Game.
- Ranked second among all Peterborough defensemen and rookies with 33 points (7+26) in 2006-07. Also ranked third on the team with seven power-play goals.

INTERNATIONAL CAREER | HIGHLIGHTS

- Represented the United States at the 2009 IIHF World Championship in Switzerland, recording one assist in nine games.



NHL FIRSTS

Game: 10/18/08 vs. WSH
Goal: 1/17/09 at NSH
Assist: 1/17/09 at NSH

CONTRACT STATUS: Signed through 2019-20
(\$5.143 million AAV)

CAREER TRANSACTIONS: Acquired by Buffalo from Winnipeg with Evander Kane and Jason Kasdorf in exchange for Tyler Myers, Drew Stafford, Joel Armia, the rights to Brendan Lemieux and a first-round pick in the 2015 NHL Draft, February 11, 2015; Selected by Atlanta in the first round (third overall) of the 2008 NHL Draft.

SEASON HIGHS | 2018-19

Man Games Lost: 17
Most Goals: 1, (3x). Most recent: 3/7/19 at CHI
Most Assists: 2, 1/29/19 at CBJ
Most Points: 2, (3x). Most recent: 3/7/19 at CHI (1+1)
Most Shots: 5, (2x). Most recent: 3/7/19 at CHI
Highest TOI: 29:03, 12/15/18 at WSH

BOGOSIAN | vs NHL

Team	GP	G	A	P	PIM
Anaheim	11	2	3	5	14
Arizona	16	0	2	2	28
Boston	25	0	7	7	15
Buffalo	16	1	2	3	24
Calgary	11	0	3	3	4
Carolina	41	3	16	19	45
Chicago	18	2	5	7	4
Colorado	18	1	2	3	14
Columbus	16	0	6	6	24
Dallas	14	0	0	0	10
Detroit	18	2	3	5	4
Edmonton	11	2	3	5	19
Florida	37	5	13	18	27
Los Angeles	13	3	3	6	16
Minnesota	13	1	1	2	21
Montreal	31	4	7	11	47
Nashville	20	2	6	8	16
New Jersey	23	1	7	8	8
NY Islanders	22	4	3	7	10
NY Rangers	26	1	3	4	31
Ottawa	25	3	4	7	21
Philadelphia	29	1	1	2	12
Pittsburgh	27	4	7	11	13
San Jose	9	1	1	2	13
St. Louis	15	0	4	4	8
Tampa Bay	32	2	8	10	29
Toronto	28	3	9	12	35
Vancouver	11	1	1	2	8
Vegas	1	0	0	0	0
Washington	33	3	7	10	27
Winnipeg	7	0	0	0	2
NHL Totals	617	52	137	189	549



RAS-muhs dah-LEEN

DEFENSE

RASMUS DAHLIN

Born April 13, 2000 | Lidköping, Sweden
6 ft 3 in | 193 lbs | Shoots Left



2018-19 | HIGHLIGHTS

- Earned NHL All-Rookie honors, becoming the third defenseman ever to do so in his age-18 season (age as of Jan. 1).
- Led rookie defensemen and ranked third among all NHL rookies with 44 points. His 35 assists ranked second among all rookies.
- Finished the season with the second-most assists (35), points (44) and multi-point games (8) ever recorded by an 18-year-old defenseman in NHL history, trailing only Phil Housley in all three categories.
- Was one of three Sabres to appear in all 82 games, becoming the fourth rookie in franchise history to do so.
- His three game-winning goals were the most ever recorded by a Sabres rookie defenseman, also tying for ninth-most by any Sabres rookie and eighth-most by any defenseman in a season in franchise history.
- Became the second-youngest player ever to appear in a game for the Sabres on Oct. 4 vs. Boston and the second-youngest Sabre ever to record a point on Oct. 11 vs. Colorado.
- Scored his first NHL goal at on Oct. 13 at Arizona, becoming, the youngest defenseman in franchise history to score a goal.
- Named the NHL's Rookie of the Month for November after totaling 10 points (1+9) and a plus-9 rating in 15 games.
- Recorded a five-game point streak (1+4) from Jan. 8 vs. New Jersey to Jan. 16 at Calgary, tying the longest point streak by an 18-year-old defenseman in league history.

PROFESSIONAL CAREER | HIGHLIGHTS

- Tied for fourth among all SHL defensemen with seven goals and averaged .49 points per game, ranking 14th among league blueliners, during his final SHL season in 2017-18.
- Earned 2018 Swedish Junior Hockey Player of the Year honors, becoming the first 17-year-old to win the award since Mikael Andersson in 1984.
- Appeared in 26 regular-season games and 14 playoff contests with Frölunda in his debut SHL season in 2016-17.
- Was a member of the 2016-17 Frölunda squad that won the 48-team European Champions Hockey League competition.

AMATEUR CAREER | HIGHLIGHTS

- Led all Frölunda defensemen with 22 points (9+13) in 24 SuperElit games in 2016-17, also ranking second on the team and fourth among qualifying league defensemen with .92 points per game.
- Spent most of the 2015-16 season with the Frölunda Under-18 Allsvenskan team that won the league's championship.

INTERNATIONAL CAREER | HIGHLIGHTS

- Made his Olympic debut for Sweden in PyeongChang, South Korea in 2018 as a 17-year-old, making him the team's youngest player by seven years.
- Won a silver medal with Sweden at the 2018 IIHF World Junior Championship in Buffalo.
- Earned Best Defenseman honors and was named to the 2018 IIHF World Junior Championship All-Star Team after leading Sweden with 23:08 of ice time per game.
- Represented Sweden at the 2017 IIHF World Junior Championship as a 16-year-old.

CONTRACT STATUS: Signed to an entry-level contract through 2020-21

CAREER TRANSACTIONS: Selected by Buffalo in the first round (first overall) of the 2018 NHL Draft.

SEASON HIGHS | 2018-19

Man Games Lost:	0
Most Goals:	1, (9x). Most recent: 4/6/19 at DET
Most Assists:	2, (6x). Most recent: 2/25/19 at TOR
Most Points:	3, 12/15/18 at WSH (1+2)
Most Shots:	8, 12/11/18 vs. LAK
Highest TOI:	29:15, 12/4/18 vs. TOR

DAHLIN | vs NHL

Team	GP	G	A	P	PIM
Anaheim	2	1	0	1	2
Arizona	2	1	0	1	0
Boston	4	0	2	2	0
Calgary	2	1	0	1	2
Carolina	3	0	2	2	0
Chicago	2	0	0	0	0
Colorado	2	0	1	1	2
Columbus	3	0	2	2	2
Dallas	2	0	0	0	0
Detroit	4	1	3	4	2
Edmonton	2	0	1	1	2
Florida	4	0	0	0	6
Los Angeles	2	0	0	0	0
Minnesota	2	2	1	3	2
Montreal	4	0	3	3	0
Nashville	2	0	0	0	0
New Jersey	3	0	2	2	4
NY Islanders	3	0	0	0	2
NY Rangers	3	0	1	1	0
Ottawa	4	0	2	2	2
Philadelphia	3	0	2	2	2
Pittsburgh	3	0	0	0	2
San Jose	2	0	2	2	2
St. Louis	2	0	1	1	0
Tampa Bay	4	1	1	2	0
Toronto	4	0	3	3	0
Vancouver	2	0	2	2	0
Vegas	2	0	0	0	0
Washington	3	2	2	4	0
Winnipeg	2	0	2	2	0
NHL Totals	82	9	35	44	34



NHL FIRSTS

Game: 10/4/18 vs. BOS
Goal: 10/13/18 at ARI
Assist: 10/11/18 vs. COL



DEFENSE RASMUS DAHLIN 26



CAREER STATS REGULAR SEASON													PLAYOFFS					
SEASON	TEAM	LEAGUE	GP	G	A	P	+/-	PIM	PP	SH	GW	S	S%	GP	G	A	P	PIM
2015-16	Frölunda U18	SWE-U18-2	17	3	8	11	9	12	3	0	1	58	5.2	6	0	3	3	2
	Frölunda U18	SWE-U18	16	5	7	12	12	12	2	0	1	61	8.2	--	--	--	--	--
	Frölunda Jr.	SWE-Jr.	1	0	0	0	0	0	0	0	0	3	0.0	--	--	--	--	--
2016-17	Frölunda	SHL	26	1	2	3	4	6	0	0	1	21	4.8	14	3	2	5	2
	Frölunda Jr.	SWE-Jr.	24	9	13	22	18	74	5	0	2	110	8.2	1	0	0	0	0
	Sweden	WJC	7	1	1	2	0	4	0	0	0	7	14.3	--	--	--	--	--
	Frölunda U18	SWE-U18	1	3	1	4	6	0	0	0	1	7	42.9	--	--	--	--	--
2017-18	Frölunda	SHL	41	7	13	20	4	20	0	0	0	84	8.3	6	1	2	3	2
	Sweden	WJC	7	0	6	6	7	6	0	0	0	25	0.0	--	--	--	--	--
	Sweden	Olympics	2	0	1	1	0	0	0	0	0	1	0.0	--	--	--	--	--
	Frölunda Jr.	SWE-Jr.	1	1	1	2	1	0	0	0	0	4	25.0	--	--	--	--	--
2018-19	Buffalo	NHL	82	9	35	44	-13	34	5	0	4	177	5.1	--	--	--	--	--
NHL Totals			82	9	35	44	-13	34	5	0	4	177	5.1	--	--	--	--	--
Buffalo Totals			82	9	35	44	-13	34	5	0	4	177	5.1	--	--	--	--	--

SINGLE-GAME HIGHS

GOALS: 1, (9x). Most recent: 4/6/19 at DET
ASSISTS: 2, (6x). Most recent: 2/25/19 at TOR
POINTS: 3, 12/15/18 at WSH (1+2)
PENALTY MINUTES: 2, (17x). Most recent: 3/30/19 at NYI
SHOTS: 8, 12/11/18 vs. LAK
TIME ON ICE: 29:15, 12/4/18 vs. TOR

LONGEST STREAKS

GOALS: 2 games, 2/21/19 at TBL to 2/23/19 vs. WSH
ASSISTS: 4 games, (3x). Most recent: 3/17/19 vs. STL to 3/25/19 at NJD
POINTS: 5 games, 1/8/19 vs. NJD to 1/16/19 at CGY (1+5)

HAT TRICKS | 0

DATE	OPPONENT	GOALIE
N/A		

PENALTY SHOTS | 0-FOR-0

DATE	OPPONENT	GOALIE	RESULT
N/A			

SHOOTOUT STATS

GOALS	ATTEMPTS	PCT	GDG
N/A			

HONORS AND AWARDS

PROFESSIONAL
 2017 Champions Hockey League Champion
 2018 Swedish Jr. Hockey Player of the Year
 2019 NHL All-Rookie Team

INTERNATIONAL
 2018 IIHF World Junior Championship Silver Medal
 2018 IIHF World Junior Championship Best Defenseman
 2018 IIHF World Junior Championship All-Star Team

AMATEUR
 2016 U18 Allsvenskan Gold Medal



JAK IGH-kuhl

CENTER **JACK EICHEL**

Born October 28, 1996
 North Chelmsford, Massachusetts
 6 ft 2 in | 203 lbs | Shoots Right



2018-19 | HIGHLIGHTS

- Was named the 19th full-season captain in franchise history on Oct. 3, becoming the youngest captain in Sabres history.
- Set new career-high marks in goals (28), assists (54) and points (82), posting the team's best points-per-game rate in an 82-game season since Daniel Briere (1.17) and Maxim Afinogenov (1.09) in 2006-07.
- Became the first Sabre to record 82 points in a season since Daniel Briere (95) and Thomas Vanek (84) did so in 2006-07. Was also the first Sabres player to record at least 54 assists since Briere (63) in 2006-07 and the first to post at least 56 even-strength points since Briere (65) and Vanek (62) in 2006-07. His 27 multi-point games were the most since Briere's 29 in 2006-07.
- Finished the season as one of three players in franchise history to score 20 or more goals in each of his first four NHL seasons (Rick Martin and Thomas Vanek) and one of five to record at least 50 points in each of his first four NHL seasons (Martin, Gilbert Perreault, Phil Housley and Christian Ruutu).
- Ranked fifth in the league with a career-high 303 shots on goal, posting the seventh 300-shot season in Sabres history and the first since Alexander Mogilny (360) and Pat LaFontaine (306) in 1992-93.
- Earned the NHL's Third Star of the Week on Dec. 17 after recording nine points (5+4) in four games.
- Appeared in the All-Star Game in San Jose on Jan. 26, becoming the first Sabres player to play in consecutive All-Star Games since Brian Campbell (2007 and 2008).
- With his goal on March 23 at Montreal, became the second-youngest player ever to score against 30 different NHL teams, trailing only Aleksander Barkov, who did it seven days younger. Only Artemi Panarin had done it in fewer games.
- Scored the 100th goal of his career on March 28 vs. Detroit.

PROFESSIONAL CAREER | HIGHLIGHTS

- In 2017-18, became the ninth different player in franchise history to lead the team or tie for the team lead in goals, assists and points. At 21 years of age, he was the youngest player to do so since Pierre Turgeon in 1989-90.
- With his 25th goal of the season on March 29, 2018 vs. Detroit, he became the first Sabre aged 21 or younger to reach the 25-goal mark since Pierre Turgeon did so in the 1990-91 season.
- His five assists on March 31, 2018 at Nashville tied the Sabres' franchise record for most assists in a game. He joined Gilbert Perreault (3x), Pat LaFontaine (3x) and Dale Hawerchuk as the only players in Sabres history to accomplish this feat.
- At 20 years of age in 2016-17, became just the fourth different player in Sabres history to lead the team (or tie for the team lead) in points before his 21st birthday.
- His .93 points per game in 2016-17 ranked 11th among NHL skaters with at least 20 games played and were the most by a Sabre under the age of 21 since Pierre Turgeon (1.33) in 1989-90.
- Recorded a career-best 11-game point streak (5+11) from Feb. 14 to March 7, 2017 that tied as the fourth-longest NHL streak of the 2016-17 season and was the longest by a Sabre since Tim Connolly (16) in 2009-10; the streak included a nine-game assist streak that was the longest in the league in 2016-17.
- Scored 24 goals as a rookie in 2015-16 (seventh-most by a rookie in franchise history) and became the first Sabres rookie to lead the team in goals since Ray Sheppard (1987-88).
- His 56 points in 2015-16 tied Derek Plante for seventh-most points ever scored by a Sabres rookie, making him the ninth rookie in franchise history to record 50 points in a season and the first since Plante (1993-94).

CONTRACT STATUS: Signed through 2025-26 (\$10 million AAV)

CAREER TRANSACTIONS: Selected by Buffalo in the first round (second overall) of the 2015 NHL Draft.

SEASON HIGHS | 2018-19

Man Games Lost: 3
Most Goals: 2, (7x). Most recent: 3/4/19 vs. EDM
Most Assists: 3, (2x). Most recent: 11/3/18 vs. OTT
Most Points: 4, 12/16/18 at BOS (2+2)
Most Shots: 10, 12/11/18 vs. LAK
Highest TOI: 26:14, 4/2/19 vs. NSH

EICHEL | vs NHL

Team	GP	G	A	P	PIM
Anaheim	8	2	6	8	0
Arizona	8	3	8	11	4
Boston	13	5	6	11	8
Buffalo	0	0	0	0	0
Calgary	5	4	1	5	2
Carolina	12	6	4	10	0
Chicago	8	2	4	6	0
Colorado	7	2	4	6	4
Columbus	12	3	9	12	2
Dallas	7	2	1	3	0
Detroit	15	6	7	13	4
Edmonton	7	5	4	9	2
Florida	13	1	8	9	4
Los Angeles	7	4	6	10	4
Minnesota	6	2	5	7	4
Montreal	16	1	9	10	4
Nashville	8	3	6	9	0
New Jersey	9	4	2	6	0
NY Islanders	12	2	8	10	6
NY Rangers	12	4	7	11	8
Ottawa	13	5	14	19	6
Philadelphia	11	8	3	11	2
Pittsburgh	10	4	3	7	6
San Jose	8	1	5	6	0
St. Louis	7	1	2	3	10
Tampa Bay	13	2	7	9	10
Toronto	13	10	6	16	6
Vancouver	7	1	3	4	2
Vegas	3	2	2	4	2
Washington	9	2	5	7	2
Winnipeg	7	4	3	7	0
NHL Totals	286	101	158	259	102



NHL FIRSTS

Game: 10/8/15 vs. OTT
Goal: 10/8/15 vs. OTT
Assist: 11/7/15 vs. VAN



CENTER JACK EICHEL 9



PROFESSIONAL CAREER | HIGHLIGHTS

- Became the youngest Sabre ever to hit the 20-goal mark (19 years, 131 days) with his goal at Toronto on March 7, 2016.
- Scored the latest regular-season goal in franchise history at 4:59 of overtime vs. Carolina on March 12, 2016.

AMATEUR CAREER | HIGHLIGHTS

- Led all NCAA Division I skaters with 71 points (26+45) in 40 games as a freshman at Boston University in 2014-15.
- Became the second freshman ever to win the Hobey Baker Award (last: Paul Kariya, 1992-93).
- Was the only unanimous first-team Hockey East All-Star selection in 2014-15.
- Was named Most Valuable Player at the 2015 Hockey East Tournament after leading the Terriers to a conference title with 11 points (6+5) in four tournament games.

INTERNATIONAL CAREER | HIGHLIGHTS

- Served as captain for Team USA at the 2015 IIHF World Junior Championship, recording four points (1+3) in five tournament games.
- Represented the United States as the youngest player on the roster at the 2014 IIHF World Junior Championship, recording five points (1+4) in five games.
- Won gold with Team USA at the 2014 IIHF Under-18 World Championship, tying for the team lead with 10 points (5+5) in seven games.
- Won a silver medal with Team USA at the 2013 IIHF Under-18 World Junior Championship.

CAREER STATS | REGULAR SEASON

SEASON	TEAM	LEAGUE	GP	G	A	P	+/-	PIM	PP	SH	GW	S	S%	PLAYOFFS				
														GP	G	A	P	PIM
2012-13	USNTDP	USHL	35	13	14	27	-12	14	2	1	2	123	10.6	--	--	--	--	--
	United States	WJ18	7	1	1	2	3	6	1	0	0	13	7.7	--	--	--	--	--
	United States	WJ17	5	3	0	3	--	2	--	--	--	--	--	--	--	--	--	--
2013-14	USNTDP	USHL	24	20	25	45	20	20	6	1	3	95	21.1	--	--	--	--	--
	United States	WJ18	7	5	5	10	6	2	0	0	1	42	11.9	--	--	--	--	--
	United States	WJC	5	1	4	5	1	0	1	0	0	15	6.7	--	--	--	--	--
2014-15	Boston Univ.	H-East	40	26	45	71	51	28	7	2	4	168	15.5	--	--	--	--	--
	United States	WC	10	2	5	7	2	8	0	0	1	19	10.5	--	--	--	--	--
	United States	WJC	5	1	3	4	-3	6	0	0	0	21	4.8	--	--	--	--	--
2015-16	Buffalo	NHL	81	24	32	56	-16	22	8	0	5	238	10.1	--	--	--	--	--
2016-17	Buffalo	NHL	61	24	33	57	-13	22	10	0	4	249	9.6	--	--	--	--	--
	United States	WC	8	0	5	5	-1	4	0	0	0	34	0.0	--	--	--	--	--
	North America	WCH	3	1	1	2	0	0	1	0	0	8	12.5	--	--	--	--	--
2017-18	Buffalo	NHL	67	25	39	64	-25	32	3	0	4	246	10.2	--	--	--	--	--
2018-19	Buffalo	NHL	77	28	54	82	-11	26	8	0	2	303	9.2	--	--	--	--	--
	United States	WC	8	2	6	8	2	2	2	0	0	28	7.1	--	--	--	--	--
NHL Totals			286	101	158	259	-65	102	29	0	15	1,036	9.7	--	--	--	--	--
Buffalo Totals			286	101	158	259	-65	102	29	0	15	1,036	9.7	--	--	--	--	--

SINGLE-GAME HIGHS

- GOALS:** 3, 12/15/17 vs. CAR
- ASSISTS:** 5, 3/31/18 at NSH
- POINTS:** 5, 3/31/18 at NSH (0+5)
- PENALTY MINUTES:** 10, 12/10/17 at STL
- SHOTS:** 11, 12/15/17 vs. CAR
- TIME ON ICE:** 26:14, 4/2/19 vs. NSH

LONGEST STREAKS

- GOALS:** 3 games, (3x) | Most recent: 2/25/19 at TOR to 3/1/19 vs. PIT
- ASSISTS:** 9 games, 2/14/17 at OTT to 3/4/17 vs. TBL
- POINTS:** 11 games, 2/14/17 at OTT to 3/7/17 vs. PHI (5+11)

HAT TRICKS | 1

DATE	OPPONENT	GOALIE
Dec. 15, 2017	vs. Carolina	Scott Darling

PENALTY SHOTS | 0-FOR-1

DATE	OPPONENT	GOALIE	RESULT
Dec. 8, 2017	at Chicago	Corey Crawford	Unsuccessful

SHOOTOUT STATS

GOALS	ATTEMPTS	PCT	GDC
5	17	29.4	0

HONORS AND AWARDS

PROFESSIONAL


- 2016 NHL All-Rookie Team
- 2018 NHL All-Star Game
- 2019 NHL All-Star Game

INTERNATIONAL

- 2013 World U17 Challenge Bronze Medal
- 2013 IIHF U18 World Championship Silver Medal
- 2014 IIHF U18 World Championship Gold Medal
- 2014 IIHF U18 World Championship Top 3 Player (USA)
- 2015 IIHF World Championship Bronze Medal

AMATEUR

- 2014 USHL Second All-Star Team
- 2015 Hobey Baker Award
- 2015 Tim Taylor Award (Top NCAA Freshman)
- 2015 NCAA All-Tournament Team
- 2015 NCAA (East) First All-American Team
- 2015 Hockey East Championship
- 2015 Hockey East Player of the Year
- 2015 Hockey East Rookie of the Year
- 2015 Hockey East First All-Star Team
- 2015 Hockey East All-Rookie Team
- 2015 Hockey East All-Tournament Team
- 2015 Hockey East Tournament MVP



ZEHM-guhz GEER-geh-n-suhnz

LEFT WING

ZEMGUS GIRGENSONS

Born January 5, 1994 | Riga, Latvia
6 ft 2 in | 211 lbs | Shoots Left



2018-19 | HIGHLIGHTS

- Led all Sabres forwards with 172:58 of shorthanded ice time, logging a career-high 2:24 of penalty kill time per game.
- Recorded assists in consecutive games for the eighth time of his career on Oct. 20 at Los Angeles and Oct. 21 at Anaheim.
- Tied his career high with two points (1+1) on Nov. 3 vs. Ottawa.
- Appeared in his 400th NHL game and recorded an assist on Feb. 19 at Florida.

PROFESSIONAL CAREER | HIGHLIGHTS

- Since he entered the league in 2013-14, leads all Sabres and is tied for 39th among all NHL players with six shorthanded goals. His total ties for 18th-most in Sabres franchise history entering the 2019-20 season.
- Played in his 300th NHL game on Dec. 1, 2017 vs. Pittsburgh.
- Recorded his 100th NHL point with his second of two assists on March 26, 2018 at Toronto.
- Led all Sabres and tied for fifth in the NHL with three shorthanded goals in 2014-15.
- Elected by the fans to play in the 2015 NHL All-Star Game with a league-high 1,574,896 votes.
- Became the first player in franchise history to score the team's first goal in consecutive seasons (2013-14 and 2014-15).
- Scored his first career goal in his NHL debut on Oct. 2, 2013 at Detroit.
- Recorded a team-high three goals and was a point-per-game player for the Rochester Americans as a rookie in the 2013 AHL postseason.

AMATEUR CAREER | HIGHLIGHTS

- Served as team captain during his second season with the Dubuque Fighting Saints (USHL) in 2011-12.
- Led the Fighting Saints in goals (24), points (55), power play goals (5), game-winning goals (6), multi-point games (17), plus/minus (+17) and shots on goal (166) in 2011-12.
- Recorded eight points (3+5) in 11 playoff appearances as a rookie in 2010-11, helping the Fighting Saints to their first Clark Cup championship since the 1984-85 season.
- Represented Dubuque at the 2011 USHL All-Star Game.

INTERNATIONAL CAREER | HIGHLIGHTS

- Represented Latvia at the 2016 IIHF World Championship in Russia.
- Tallied two points (1+1) in five games for Team Latvia at the 2014 Winter Olympics in Sochi, Russia.
- Represented Latvia at the 2012 IIHF World Junior Championship in Alberta, Canada.



NHL FIRSTS

Game: 10/2/13 at DET
Goal: 10/2/13 at DET
Assist: 10/14/13 vs. MIN

CONTRACT STATUS: Signed through 2019-20 (\$1.6 million AAV)


CAREER TRANSACTIONS: Selected by Buffalo in the first round (14th overall) of the 2012 NHL Draft.

SEASON HIGHS | 2018-19

Man Games Lost: 4
Most Goals: 1, (5x). Most recent: 4/6/19 at DET
Most Assists: 1, (13x). Most recent: 3/28/19 vs. DET
Most Points: 2, 11/3/18 vs. OTT (1+1)
Most Shots: 4, (2x). Most recent: 11/19/18 at PIT
Highest TOI: 17:21, 10/20/18 at LAK

GIRGENSONS vs NHL

Team	GP	G	A	P	PIM
Anaheim	11	1	1	2	0
Arizona	8	1	3	4	4
Boston	20	2	3	5	6
Buffalo	0	0	0	0	0
Calgary	11	2	2	4	0
Carolina	16	2	1	3	8
Chicago	8	1	0	1	2
Colorado	8	0	1	1	4
Columbus	17	2	2	4	10
Dallas	8	1	1	2	4
Detroit	22	6	4	10	6
Edmonton	11	1	3	4	4
Florida	20	1	3	4	9
Los Angeles	12	2	1	3	2
Minnesota	12	1	2	3	0
Montreal	22	2	2	4	4
Nashville	7	1	3	4	6
New Jersey	17	0	2	2	4
NY Islanders	15	4	2	6	2
NY Rangers	17	4	1	5	2
Ottawa	22	3	4	7	6
Philadelphia	16	3	2	5	4
Pittsburgh	16	1	0	1	4
San Jose	12	0	7	7	0
St. Louis	9	0	1	1	2
Tampa Bay	23	2	4	6	17
Toronto	23	3	7	10	6
Vancouver	6	0	2	2	2
Vegas	4	0	1	1	0
Washington	15	2	2	4	0
Winnipeg	12	1	3	4	2
NHL Totals	420	49	70	119	120



LEFT WING

ZEMGUS GIRGENSONS 28



CAREER STATS REGULAR SEASON														PLAYOFFS				
SEASON	TEAM	LEAGUE	GP	G	A	P	+/-	PIM	PP	SH	CW	S	S%	GP	G	A	P	PIM
2010-11	Dubuque	USHL	51	21	28	49	7	46	9	4	6	--	--	11	3	5	8	8
2011-12	Dubuque	USHL	49	24	31	55	17	69	5	0	6	--	--	2	2	2	4	0
	Latvia	WJC	5	1	0	1	-3	0	1	0	0	--	--	--	--	--	--	--
2012-13	Rochester	AHL	61	6	11	17	-7	28	1	1	0	91	6.6	3	3	0	3	0
2013-14	Buffalo	NHL	70	8	14	22	-6	14	0	1	1	115	7.0	--	--	--	--	--
	Latvia	WC	6	2	0	2	1	29	--	--	--	--	--	--	--	--	--	--
	Latvia	Olympics	5	1	1	2	-2	2	--	--	--	--	--	--	--	--	--	--
2014-15	Buffalo	NHL	61	15	15	30	-16	25	1	3	1	115	13.0	--	--	--	--	--
2015-16	Buffalo	NHL	71	7	11	18	0	20	1	0	1	110	6.4	--	--	--	--	--
	Latvia	WC	7	1	0	1	-5	4	1	0	0	21	4.8	--	--	--	--	--
2016-17	Buffalo	NHL	75	7	9	16	-7	18	0	0	0	112	6.3	--	--	--	--	--
	Latvia	WC	7	1	1	2	-6	0	1	0	1	12	8.3	--	--	--	--	--
2017-18	Buffalo	NHL	71	7	8	15	-12	26	0	2	0	113	6.2	--	--	--	--	--
2018-19	Buffalo	NHL	72	5	13	18	-11	17	0	0	0	78	6.4	--	--	--	--	--
NHL Totals			420	49	70	119	-52	120	2	6	1	643	7.6	--	--	--	--	--
Buffalo Totals			420	49	70	119	-52	120	2	6	1	643	7.6	--	--	--	--	--

SINGLE-GAME HIGHS

- GOALS:** 2, (4x). Most recent: 1/25/16 at NYR
- ASSISTS:** 2, (3x). Most recent: 3/26/18 at TOR
- POINTS:** 2, (18x). Most recent: 11/3/18 vs. OTT (1+1)
- PENALTY MINUTES:** 5, (2x). Most recent: 12/18/18 vs. FLA
- SHOTS:** 7, 12/23/13 vs. PHX
- TIME ON ICE:** 23:54, 11/28/14 vs. MTL

LONGEST STREAKS

- GOALS:** 2 games, (6x). Most recent: 12/23/17 at CAR to 12/27/17 at NYI
- ASSISTS:** 2 games, (8x). Most recent: 10/20/18 at LAK to 10/21/18 at ANA
- POINTS:** 3 games, (4x). Most recent: 12/23/17 at CAR to 12/29/17 at NJD (2+1)

HAT TRICKS | 0

DATE	OPPONENT	GOALIE
N/A		

PENALTY SHOTS | 0-FOR-1

DATE	OPPONENT	GOALIE	RESULT
Jan. 15, 2014	at Toronto	James Reimer	Unsuccessful

SHOOTOUT STATS

GOALS	ATTEMPTS	PCT	GDG
4	14	28.6	4

HONORS AND AWARDS

PROFESSIONAL
2015 NHL All-Star Game

INTERNATIONAL
2010 IIHF U18 World Championship Top 3 Player (Latvia)
2012 IIHF World Junior Championship Top 3 Player (Latvia)

AMATEUR
2011 Clark Cup Champion (USHL)
2011 USHL All-Star Game
2012 USHL First All-Star Team
2012 USHL/NHL Top Prospects Game



MAT HUHN-wihk

DEFENSE

MATT HUNWICK



Born May 21, 1985 | Warren, Michigan
5 ft 11 in | 194 lbs | Shoots Left

2018-19 | HIGHLIGHTS

- Began the season on injured reserve, missing 32 games with a neck injury before making his Sabres debut with 18:24 of ice time and two shots on Dec. 16 at Boston.
- Recorded his first point as a member of the Sabres with an assist on Feb. 23 vs. Washington.
- Skated a season-high 21:11 on March 14 vs. Pittsburgh.

PROFESSIONAL CAREER | HIGHLIGHTS

- Appeared in his 500th NHL game on Dec. 21, 2017 vs. Columbus.
- Recorded his 100th NHL point with an assist on Jan. 25, 2017 at Detroit.
- Served as an alternate captain in both of his seasons with the Toronto Maple Leafs in 2015-16 and 2016-17.
- Averaged 3:43 of shorthanded ice time per game in 2015-16, leading all NHL players that season, and ranked second among all Maple Leafs in total ice time per game with a career-high 22:34.
- Led all Lake Erie defensemen in assists (23), points (31) and plus/minus rating (+4) in his last AHL season in 2013-14.
- Ranked second among Colorado Avalanche skaters in time on ice per game (21:31) in 2012-13.
- Appeared all 13 postseason contests during the 2010 Stanley Cup Playoffs with the Boston Bruins, totaling six assists.
- Set career-high totals in goals (6), assists (21) and points (27) despite playing just 53 games in 2008-09 with Boston.

AMATEUR CAREER | HIGHLIGHTS

- Played four seasons of college hockey with Michigan, serving as team captain during his senior campaign in 2006-07 and as alternate captain as a junior in 2005-06.
- Named to the NCAA West Second All-American Team in 2007; also selected to the CCHA First All-Star Team (2007), Second All-Star Team (2005, 2006) and CCHA All-Rookie Team (2004).
- Honored as the CCHA's Best Defensive Defenseman in 2006-07.
- Helped Michigan capture the CCHA championship in 2004-05.

INTERNATIONAL CAREER | HIGHLIGHTS

- Won a bronze medal with the United States at the 2013 IIHF World Championship while registering the best plus/minus rating (plus-9) in the tournament.
- Won a gold medal with the at the 2004 IIHF World Junior Championship in Finland and represented the United States again at the 2005 IIHF World Junior Championship.



NHL FIRSTS

Game: 11/10/07 vs. BUF
Goal: 11/17/08 at TOR
Assist: 12/8/07 at TOR

CONTRACT STATUS: Signed through 2019-20 (\$2.25 million AAV)

CAREER TRANSACTIONS: Acquired by Buffalo from Pittsburgh with Conor Sheary in exchange for a fourth-round pick in the 2019 NHL Draft, June 27, 2018; Signed by Pittsburgh as an unrestricted free agent, July 1, 2017; Signed by Toronto as an unrestricted free agent, July 1, 2015; Signed by NY Rangers as an unrestricted free agent, July 1, 2014; Acquired by Colorado from Boston in exchange for Colby Cohen, Nov. 29, 2010; Selected by Boston in the seventh round (224th overall) of the 2004 NHL Draft.

SEASON HIGHS | 2018-19

Man Games Lost: 42
Most Goals: N/A
Most Assists: 1, (2x). Most recent: 3/16/19 at CAR
Most Points: 1, (2x). Most recent: 3/16/19 at CAR (0+1)
Most Shots: 2, (3x). Most recent: 3/12/19 vs. DAL
Highest TOI: 21:11, 3/14/19 vs. PIT

HUNWICK | vs NHL

Team	GP	G	A	P	PIM
Anaheim	17	2	7	9	4
Arizona	14	0	1	1	2
Boston	14	1	6	7	8
Buffalo	27	1	5	6	18
Calgary	17	0	3	3	6
Carolina	24	1	3	4	17
Chicago	17	1	1	2	4
Colorado	9	0	2	2	6
Columbus	21	1	3	4	4
Dallas	10	0	1	1	4
Detroit	19	0	5	5	2
Edmonton	16	0	0	0	4
Florida	20	1	3	4	2
Los Angeles	13	1	2	3	4
Minnesota	19	0	4	4	10
Montreal	24	2	3	5	4
Nashville	14	0	3	3	6
New Jersey	22	1	1	2	13
NY Islanders	18	3	5	8	8
NY Rangers	15	2	2	4	4
Ottawa	22	0	1	1	8
Philadelphia	15	2	2	4	6
Pittsburgh	21	2	6	8	14
San Jose	14	0	0	0	6
St. Louis	15	0	4	4	8
Tampa Bay	22	1	5	6	8
Toronto	17	1	5	6	6
Vancouver	15	0	0	0	8
Vegas	1	0	0	0	0
Washington	24	2	5	7	8
Winnipeg	19	0	6	6	5
NHL Totals	535	25	94	119	207



DEFENSE MATT HUNWICK 48



CAREER STATS REGULAR SEASON														PLAYOFFS				
SEASON	TEAM	LEAGUE	GP	G	A	P	+/-	PIM	PP	SH	CW	S	%	GP	G	A	P	PIM
2003-04	Michigan	CCHA	41	1	14	15	14	62	0	0	0	--	--	--	--	--	--	--
	United States	WJC	6	0	0	0	2	0	0	0	0	0	0.0	--	--	--	--	--
2004-05	Michigan	CCHA	40	6	19	25	15	60	3	0	1	--	--	--	--	--	--	--
	United States	WJC	7	0	4	4	-1	0	0	0	0	5	0.0	--	--	--	--	--
2005-06	Michigan	CCHA	41	11	19	30	15	70	6	0	1	--	--	--	--	--	--	--
2006-07	Michigan	CCHA	41	6	21	27	24	64	2	0	1	--	--	--	--	--	--	--
2007-08	Providence	AHL	55	2	21	23	16	49	0	0	1	61	3.3	10	0	5	5	8
	Boston	NHL	13	0	1	1	-1	4	0	0	0	6	0.0	--	--	--	--	--
2008-09	Boston	NHL	53	6	21	27	15	31	0	0	1	58	10.3	1	0	0	0	0
	Providence	AHL	3	0	3	3	-3	0	0	0	0	3	0.0	--	--	--	--	--
2009-10	Boston	NHL	76	6	8	14	-16	32	1	1	1	60	10.0	13	0	6	6	2
2010-11	Boston	NHL	22	1	2	3	4	9	0	0	0	26	3.8	--	--	--	--	--
2011-12	Colorado	NHL	51	0	10	10	-19	16	0	0	0	74	0.0	--	--	--	--	--
	Colorado	NHL	33	3	3	6	-3	8	0	0	0	40	7.5	--	--	--	--	--
2012-13	Colorado	NHL	43	0	6	6	4	16	0	0	0	57	0.0	--	--	--	--	--
2013-14	United States	WC	10	2	2	4	9	2	0	0	0	14	14.3	--	--	--	--	--
	Lake Erie	AHL	52	10	21	31	4	33	4	1	2	93	10.8	--	--	--	--	--
2014-15	Colorado	NHL	1	0	0	0	0	0	0	0	0	1	0.0	--	--	--	--	--
	NY Rangers	NHL	55	2	9	11	17	16	0	0	1	72	2.8	6	0	0	0	0
2015-16	Toronto	NHL	60	2	8	10	-17	32	0	0	1	74	2.7	--	--	--	--	--
2016-17	Toronto	NHL	72	1	18	19	8	18	0	0	0	73	1.4	6	0	1	1	2
2017-18	Pittsburgh	NHL	42	4	6	10	-4	21	0	1	1	52	7.7	--	--	--	--	--
2018-19	Buffalo	NHL	14	0	2	2	-7	4	0	0	0	10	0.0	--	--	--	--	--
NHL Totals			535	25	94	119	-19	207	1	2	5	603	4.1	26	0	7	7	4
Buffalo Totals			14	0	2	2	-7	4	0	0	0	10	0.0	--	--	--	--	--

SINGLE-GAME HIGHS

GOALS: 1, (25x). Most recent: 2/27/18 vs. NJD
ASSISTS: 3, (2x). Most recent: 3/28/09 at TOR
POINTS: 3, (2x). Most recent: 3/28/09 at TOR (0+3)
PENALTY MINUTES: 5, (3x). Most recent: 3/29/18 at NJD
SHOTS: 7, 12/7/17 vs. NYI
TIME ON ICE: 29:00, 4/5/10 at WSH

LONGEST STREAKS

GOALS: 2 games, (2x). Most recent: 2/26/09 vs. ANA to 2/28/09 vs. WSH
ASSISTS: 3 games, (2x). Most recent: 2/12/11 at NSH to 2/16/11 vs. PIT (0+3)
POINTS: 6 games, 11/17/08 at TOR to 11/28/08 vs. NYI (3+5)

HAT TRICKS | 0

DATE	OPPONENT	GOALIE
N/A		

PENALTY SHOTS | 0-FOR-0

DATE	OPPONENT	GOALIE	RESULT
N/A			

SHOOTOUT STATS

GOALS	ATTEMPTS	PCT	GDC
N/A			

HONORS AND AWARDS

INTERNATIONAL
 2004 IIHF World Junior Championship Gold Medal
 2013 IIHF World Championship Bronze Medal

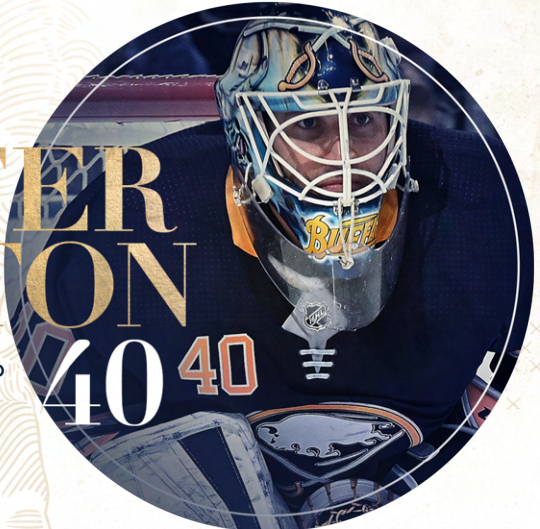
AMATEUR
 2004 CCHA All-Rookie Team
 2005 CCHA Champion
 2005 CCHA Second All-Star Team
 2006 CCHA Second All-Star Team
 2007 NCAA West Second All-American Team
 2007 CCHA Best Defensive Defenseman
 2007 CCHA First All-Star Team



KAHR-tuhr HUH-tuhn

GOALTENDER

CARTER HUTTON



Born December 19, 1985 | Thunder Bay, Ontario
6 ft 0 in | 202 lbs | Catches Left

4040

2018-19 | HIGHLIGHTS

- Played a career-high 50 games, including 48 starts and two relief appearances.
- Set a new career-best streak with wins in eight straight appearances from Nov. 8 to 27, posting a .936 save percentage and a 1.97 goals-against average during that stretch.
- Recorded his fourth career assist on Feb. 23 vs. Washington.

PROFESSIONAL CAREER | HIGHLIGHTS

- Is 20-10-10 with a .932 save percentage and a 2.54 goals-against average in his career when facing at least 35 shots.
- Posted a 17-7-3 record in 2017-18, marking his best career points percentage (.685); also led all qualifying NHL goaltenders with a career-best .931 save percentage and 2.09 goals-against average.
- Set the Blues' franchise record for most saves in a shutout with a career-high 48 saves on Dec. 16, 2017 vs. Winnipeg.
- Tied a Blues single-season record with four road shutouts in 2016-17 and ranked second in the NHL with a 2.00 road goals-against average; included shutouts in back-to-back starts on Feb. 6, 2017 at Philadelphia and Feb. 15, 2017 at Detroit.
- Appeared in his 100th NHL game on Feb. 15, 2017 at Detroit.
- Earned a point in six consecutive starts (4-0-2) from Jan. 16 to March 9, 2016, posting a 1.48 goals-against average and a .947 save percentage during that span.
- Went 5-0-2 in a seven-appearance span from Jan. 20 to Feb. 22, 2015, logging a .920 save percentage and a 2.04 goals-against average.
- Earned a career-high 20 wins in 40 games in 2013-14, including wins in five straight appearances to end the season.

AMATEUR CAREER | HIGHLIGHTS

- Finished his collegiate career at UMass-Lowell (Hockey East) as the school's all-time leader in goals-against average (2.33), save percentage (.913) and shutouts (10).
- Ranked third among NCAA goaltenders in save percentage (.928) and fourth in goals-against average (2.04) as senior; earned a spot on the 2010 Hockey East Second All-Star Team and was named a New England Hockey Writer's Division I All-Star and team MVP.
- Allowed two goals or fewer in 13 of his 18 starts as a junior in 2008-09, ranking ninth in the nation in goals-against average (2.06).
- Named to the Hockey East All-Academic Team as a sophomore in 2007-08.
- Won back-to-back Superior International Junior Hockey League titles in 2005 and 2006 as a member of the Fort William North Stars, posting a career record of 43-1-0 with a 1.72 goals-against average, a .926 save percentage and 12 shutouts; earned SIJHL Best Goaltender honors in 2005-06.



NHL FIRSTS

Game: 4/27/13 at STL
Win: 10/20/13 at WPG
Shutout: 4/5/14 at SJS

CONTRACT STATUS: Signed through 2020-21 (\$2.75 million AAV)


CAREER TRANSACTIONS: Signed by Buffalo as an unrestricted free agent, July 1, 2018; Signed by St. Louis as an unrestricted free agent, July 1, 2016; Signed by Nashville as an unrestricted free agent, July 5, 2013; Signed by Chicago as an unrestricted free agent, Feb. 24, 2012; Signed by San Jose as an unrestricted free agent, June 1, 2010.

SEASON HIGHS | 2018-19

Man Games Lost: 1
Most Shots Faced: 45, (2x). Most recent: 3/20/19 vs. TOR
Most Saves: 43, 10/6/18 vs. NYR
Longest Winning Streak: 8 games, 11/8/18 at MTL to 11/27/18 vs. SJS
Longest Shutout Sequence: 72:30, 10/21/18 at ANA to 10/25/18 vs. MTL

HUTTON | vs NHL

Team	GP	W-LOT	SO	GA	GAA	SV%
Anaheim	5	2-2-1	0	14	2.80	.896
Arizona	7	3-2-1	0	18	3.07	.889
Boston	6	1-3-1	0	15	3.19	.892
Buffalo	5	5-0-0	1	5	0.98	.963
Calgary	8	3-3-2	0	18	2.43	.920
Carolina	6	3-2-0	0	13	2.43	.916
Chicago	5	1-2-2	0	14	2.94	.907
Colorado	8	5-3-0	0	21	2.69	.915
Columbus	3	2-1-0	0	9	3.40	.882
Dallas	9	3-3-2	0	21	2.55	.915
Detroit	3	2-1-0	1	4	1.82	.938
Edmonton	5	0-2-1	0	13	4.43	.847
Florida	4	2-1-0	1	7	2.03	.933
Los Angeles	3	1-1-0	0	8	3.56	.889
Minnesota	6	2-3-1	1	19	4.01	.879
Montreal	8	4-1-2	0	15	2.37	.918
Nashville	7	0-4-1	0	14	2.62	.912
New Jersey	6	3-3-0	0	15	2.48	.894
NY Islanders	4	1-2-0	0	11	3.07	.895
NY Rangers	6	4-1-0	0	8	1.48	.953
Ottawa	8	4-4-0	1	21	2.62	.902
Philadelphia	5	4-1-0	1	12	2.36	.917
Pittsburgh	6	3-1-0	2	10	2.14	.930
San Jose	8	5-2-1	2	14	1.74	.945
St. Louis	8	1-3-3	0	27	3.40	.885
Tampa Bay	6	2-2-1	0	13	2.81	.905
Toronto	5	3-1-0	0	12	2.71	.916
Vancouver	4	2-1-0	0	6	1.80	.943
Vegas	3	2-1-0	0	6	2.05	.939
Washington	9	3-3-2	0	28	3.19	.888
Winnipeg	12	5-5-1	1	21	2.02	.935
NHL Totals	188	81-64-22	11	432	2.58	.913



GOALTENDER

CARTER HUTTON 40



CAREER STATS REGULAR SEASON												PLAYOFFS							
SEASON	TEAM	LEAGUE	GP	W	L	OT	SO	GA	SV%	GAA	MIN	GP	W	L	SO	GA	SV%	GAA	MIN
2006-07	UMass-Lowell	H-East	19	3	10	5	1	52	.889	2.84	1,097	--	--	--	--	--	--	--	--
2007-08	UMass-Lowell	H-East	20	7	11	2	2	49	.909	2.48	1,188	--	--	--	--	--	--	--	--
2008-09	UMass-Lowell	H-East	19	9	8	1	3	38	.916	2.06	1,107	--	--	--	--	--	--	--	--
2009-10	UMass-Lowell	H-East	27	13	12	2	4	55	.928	2.04	1,615	--	--	--	--	--	--	--	--
	Adirondack	AHL	4	1	2	0	0	11	.921	2.71	244	--	--	--	--	--	--	--	--
2010-11	Worcester	AHL	22	11	7	0	2	59	.902	3.01	542	--	--	--	--	--	--	--	--
2011-12	Rockford	AHL	43	22	13	0	3	93	.917	2.35	2,372	--	--	--	--	--	--	--	--
	Toledo	ECHL	14	7	7	0	0	43	.900	3.15	819	--	--	--	--	--	--	--	--
2012-13	Rockford	AHL	51	26	22	0	2	132	.908	2.72	2,908	--	--	--	--	--	--	--	--
	Chicago	NHL	1	0	1	0	0	3	.893	3.06	59	--	--	--	--	--	--	--	--
2013-14	Nashville	NHL	40	20	11	4	1	91	.910	2.62	2,085	--	--	--	--	--	--	--	--
2014-15	Nashville	NHL	18	6	7	4	1	44	.902	2.61	1,010	--	--	--	--	--	--	--	--
2015-16	Nashville	NHL	17	7	5	4	2	38	.918	2.33	979	3	0	0	0	1	.667	3.01	20
2016-17	St. Louis	NHL	30	13	8	2	4	58	.913	2.39	1,459	--	--	--	--	--	--	--	--
2017-18	St. Louis	NHL	32	17	7	3	3	56	.931	2.09	1,610	--	--	--	--	--	--	--	--
2018-19	Buffalo	NHL	50	18	25	5	0	142	.908	3.00	2,840	--	--	--	--	--	--	--	--
NHL Totals			188	81	64	22	11	432	.913	2.58	10,041	3	0	0	0	1	.667	3.01	20
Buffalo Totals			50	18	25	5	0	142	.908	3.00	2,840	--	--	--	--	--	--	--	--

SINGLE-GAME HIGHS

MOST SHOTS FACED:	48, 12/16/17 vs. WPG
MOST SAVES:	48, 12/16/17 vs. WPG
MOST SAVES IN SHUTOUT:	48, 12/16/17 vs. WPG

LONGEST STREAKS

LONGEST WINNING STREAK:	8 games, 11/8/18 at MTL to 11/27/18 vs. SJS
LONGEST SHUTOUT SEQUENCE:	130:51, 2/6/17 at PHI to 3/3/17 at WPG

HONORS AND AWARDS

AMATEUR
 2008 Hockey East All-Academic Team
 2010 Hockey East Second All-Star Team

SHUTOUTS | 11


DATE	OPPONENT	SCORE	SAVES
April 5, 2014	at San Jose	3-0	35
Feb. 1, 2015	at Pittsburgh	4-0	21
Jan. 16, 2016	vs. Minnesota	3-0	29
Feb. 13, 2016	at Florida	5-0	22
Jan. 14, 2017	at San Jose	4-0	23
Jan. 24, 2017	at Pittsburgh	3-0	34
Feb. 6, 2017	at Philadelphia	2-0	26
Feb. 15, 2017	at Detroit	2-0	25
Dec. 16, 2017	vs. Winnipeg	2-0	48
Jan. 23, 2018	vs. Ottawa	3-0	25
Feb. 3, 2018	at Buffalo	1-0	27

PENALTY SHOTS | 3-FOR-5

DATE	OPPONENT	SHOOTER	RESULTS
Dec. 27, 2013	at Dallas	Antoine Roussel	No Goal
Jan. 9, 2016	at Arizona	Anthony Duclair	No Goal
Feb. 13, 2018	at Nashville	Filip Forsberg	Goal
Dec. 18, 2018	vs. Florida	Evgenii Dadonov	Goal
March 30, 2019	at NY Islanders	Anthony Beauvillier	No Goal

SHOOTOUT STATS

GOALS AGAINST	SHOTS AGAINST	SAVE PERCENTAGE	RECORD
26	70	.629	11-8



MAHR-kuhs joh-HAN-suhn

LEFT WING

MARCUS JOHANSSON



Born October 6, 1990 | Landskrona, Sweden
6 ft 1 in | 205 lbs | Shoots Left

2018-19 | HIGHLIGHTS

- Spent his first 48 games of the season with the New Jersey Devils before being traded to the Boston Bruins in February
- Played in 10 regular-season games and a career-high 22 playoff contests with the Bruins, also setting career-high marks in playoff goals (4) and playoff assists (7) while helping Boston to a Stanley Cup Final appearance.
- Recorded his 200th NHL assist on Nov. 21 vs. Montreal.
- Tallied points in four straight games from Jan. 19 vs. Anaheim to Feb. 2 at Montreal (2+3).
- Logged a new single-game career high with 24:32 of ice time on Feb. 7 vs. NY Islanders.
- Scored the game-winning goal in Game 7 of the Eastern Conference Quarterfinals on April 23 vs. Toronto.

PROFESSIONAL CAREER | HIGHLIGHTS

- Since entering the league, has played in more playoff games (94) than all but 22 NHL players, totaling 41 career postseason points (13+28).
- Recorded his 300th NHL point with his second assist of the game on Dec. 30, 2017 at Washington.
- Set career-high totals in goals (24) and points (58) in 2016-17 as a member of the Washington Capitals.
- Posted four consecutive multi-point games (4+4) from Feb. 5 to 11, 2017, also marking his longest career goal-scoring streak.
- Scored his 100th NHL goal on March 12, 2017 at Anaheim.
- Tallied a career-best four points (0+4) on March 28, 2017 at Minnesota.
- Appeared in his 500th NHL game on April 8, 2017 at Boston.
- Tied for third-most playoff points (6) among all Washington skaters as a rookie in the 2011 postseason; scored his first two NHL playoff goals to force overtime in Game 4 of the Eastern Conference Quarterfinals vs. NY Rangers on April 20, 2011.
- Won the regular-season title and also earned the Le Mat Trophy as SHL Playoff Champions in 2008-09 with Färjestad BK.

AMATEUR CAREER | HIGHLIGHTS

- Totaled 41 points (13+28) in 38 career U18 Allsvenskan games and 20 points (6+14) in 12 U18 Elit games, adding 26 points (11+15) in 22 career Swedish U18 postseason contests.
- Won a U18 Allsvenskan title in 2007, also finishing as runner-up and earning silver medals in both 2006 and 2008.
- Played just one full season at the under-18 level in Sweden, recording 14 points (5+9) in 12 regular-season games and adding 10 points (7+3) in eight playoff games for Färjestad's U18 team in 2006-07; split time between the country's junior and professional leagues in two other seasons.

INTERNATIONAL CAREER | HIGHLIGHTS

- Won a silver medal with Sweden at the 2014 Winter Olympic Games in Sochi, Russia.
- Captained Sweden to a bronze medal at the 2010 IIHF World Junior Championship in Saskatchewan, totaling six points (1+5) in five games.
- Was a member of Sweden's silver-medal winning team at the 2009 IIHF World Junior Championship in Ottawa.
- Earned his first international medal when he took home the bronze with Sweden at the 2007 IIHF U18 World Championship in Finland.



NHL FIRSTS

Game: 10/8/10 at ATL
Goal: 10/19/10 vs. BOS
Assist: 11/26/10 vs. TBL

CONTRACT STATUS: Signed through 2020-21 (\$4.5 million AAV)


CAREER TRANSACTIONS: Signed by Buffalo as an unrestricted free agent, July 6, 2019; Acquired by Boston from New Jersey in exchange for a second-round pick in the 2019 NHL Draft and a fourth-round pick in the 2020 NHL Draft, February 25, 2019; Acquired by New Jersey from Washington in exchange for a second-round pick in the 2018 NHL Draft and a third-round pick in the 2018 NHL Draft, July 2, 2017; Selected by Washington in the first round (24th overall) of the 2009 NHL Draft.

SEASON HIGHS | 2018-19

Man Games Lost: 19
Most Goals: 2, 2/10/19 vs. CAR
Most Assists: 2, (2x). Most recent: 12/14/18 vs. VGK
Most Points: 2, (8x). Most recent: 2/19/19 vs. PIT (1+1)
Most Shots: 8, 2/19/19 vs. PIT
Highest TOI: 24:32, 2/7/19 vs. NYI

JOHANSSON | vs NHL

Team	GP	G	A	P	PIM
Anaheim	12	5	4	9	4
Arizona	10	1	5	6	0
Boston	22	7	7	14	2
Buffalo	25	12	7	19	2
Calgary	9	3	5	8	0
Carolina	34	6	11	17	2
Chicago	13	3	5	8	4
Colorado	12	1	5	6	8
Columbus	25	7	10	17	6
Dallas	12	0	2	2	0
Detroit	20	3	8	11	8
Edmonton	11	1	6	7	2
Florida	24	4	8	12	2
Los Angeles	12	3	5	8	0
Minnesota	12	3	8	11	0
Montreal	24	3	10	13	2
Nashville	13	2	9	11	6
New Jersey	26	4	4	8	4
NY Islanders	31	3	16	19	4
NY Rangers	30	8	10	18	2
Ottawa	24	4	5	9	4
Philadelphia	30	5	9	14	6
Pittsburgh	31	5	11	16	2
San Jose	16	1	3	4	0
St. Louis	13	1	1	2	0
Tampa Bay	31	7	11	18	8
Toronto	25	8	6	14	2
Vancouver	11	5	2	7	4
Vegas	1	0	2	2	0
Washington	5	2	3	5	0
Winnipeg	24	3	16	19	0
NHL Totals	588	120	214	334	84



LEFT WING

MARCUS JOHANSSON 90



CAREER STATS REGULAR SEASON														PLAYOFFS				
SEASON	TEAM	LEAGUE	GP	G	A	P	+/-	PIM	PP	SH	CW	S	%	GP	G	A	P	PIM
2006-07	Färjestad U18	SWE-U18-A	12	5	9	14	--	8	--	--	--	--	--	8	7	3	10	2
	Sweden	WJ18	6	0	4	4	5	0	--	--	--	--	--	--	--	--	--	--
2007-08	Skåre	SWE-3	19	2	10	12	--	10	--	--	--	--	--	--	--	--	--	--
	Färjestad	SWE-U18	12	6	14	20	--	16	--	--	--	--	--	--	--	--	--	--
	Färjestad	SWE-U18-A	12	6	12	18	--	0	--	--	--	--	--	8	4	8	12	0
2008-09	Sweden	WJ18	6	3	2	5	3	14	--	--	--	--	--	--	--	--	--	--
	Färjestad	SHL	--	--	--	--	--	--	--	--	--	--	--	3	0	0	0	0
	Färjestad	SHL	45	5	5	10	4	10	0	1	1	49	10.2	6	0	0	0	0
	Sweden	WJC	6	2	0	2	5	0	--	--	--	--	--	--	--	--	--	--
	Skåre	SWE-3	5	5	5	10	--	0	--	--	--	--	--	--	--	--	--	--
2009-10	Färjestad U18	SWE-U18-A	2	2	0	2	--	0	--	--	--	--	--	--	--	--	--	--
	Färjestad	SHL	42	10	10	20	0	10	3	1	2	68	14.7	7	0	5	5	2
2010-11	Sweden	WJC	5	1	5	6	7	29	--	--	--	--	--	--	--	--	--	--
	Washington	NHL	69	13	14	27	2	10	2	1	2	102	12.7	9	2	4	6	0
2011-12	Washington	NHL	80	14	32	46	-5	8	1	0	3	90	15.6	14	1	2	3	0
2012-13	Washington	NHL	34	6	16	22	3	4	3	0	1	40	15.0	7	1	1	2	0
	Karlskoga	SWE-2	16	8	10	18	-2	8	2	0	0	42	19.1	--	--	--	--	--
2013-14	Washington	NHL	80	8	36	44	-21	4	6	0	1	107	7.5	--	--	--	--	--
	Sweden	Olympics	5	0	1	1	1	4	0	0	0	5	0.0	--	--	--	--	--
2014-15	Washington	NHL	82	20	27	47	6	10	3	0	1	138	14.5	14	1	3	4	2
2015-16	Washington	NHL	74	17	29	46	12	16	6	0	7	132	12.9	12	2	5	7	2
2016-17	Washington	NHL	82	24	34	58	25	10	5	0	5	129	18.6	13	2	6	8	2
2017-18	New Jersey	NHL	29	5	9	14	-11	14	1	0	0	42	11.9	3	0	0	0	0
2018-19	New Jersey	NHL	48	12	15	27	-15	8	2	0	1	103	11.7	--	--	--	--	--
	Boston	NHL	10	1	2	3	-1	0	0	0	0	12	8.3	22	4	7	11	0
NHL Totals			588	120	214	334	-5	84	29	1	21	895	13.4	94	13	28	41	6

SINGLE-GAME HIGHS

- GOALS:** 2, (12x). Most recent: 2/10/19 vs. CAR
- ASSISTS:** 4, 3/28/17 at MIN
- POINTS:** 4, 3/28/17 at MIN (0+4)
- PENALTY MINUTES:** 4, (2x). Most recent: 10/7/17 vs. COL
- SHOTS:** 8, (2x). Most recent: 2/19/19 vs. PIT
- TIME ON ICE:** 24:32, 2/7/19 vs. NYI

LONGEST STREAKS

- GOALS:** 4 games, 2/5/17 vs. LAK to 2/11/17 vs. ANA
- ASSISTS:** 5 games, 3/23/17 vs. CBJ to 3/31/17 at ARI
- POINTS:** 5 games, (2x). Most recent: 3/23/17 vs. CBJ to 3/31/17 at ARI (1+9)

HAT TRICKS | 0

DATE	OPPONENT	GOALIE	RESULT
N/A			

PENALTY SHOTS | 0-FOR-1

DATE	OPPONENT	GOALIE	RESULT
Mar. 22, 2012	at Philadelphia	Ilya Bryzgalov	Unsuccessful

SHOOTOUT STATS

GOALS	ATTEMPTS	PCT	GDC
0	4	0.0	0

HONORS AND AWARDS

PROFESSIONAL
2009 SHL Champion

INTERNATIONAL
2007 IIHF U18 World Championship Bronze Medal
2009 IIHF World Junior Championship Silver Medal
2010 IIHF World Junior Championship Bronze Medal
2014 Winter Olympics Silver Medal

AMATEUR
2006 U18 Allsvenskan Silver Medal
2007 U18 Allsvenskan Gold Medal
2008 U18 Allsvenskan Silver Medal



YOH-hahn LAHR-suhn

CENTER JOHAN LARSSON

Born July 25, 1992 | Lau, Sweden
5 ft 11 in | 204 lbs | Shoots Left



2018-19 | HIGHLIGHTS

- Set career highs in faceoffs taken (993) and won (503), ranking second among regular Sabres centers in both categories, as well as faceoff percentage (50.6%).
- The Sabres were 4-1-1 when he scored a goal.
- Scored his second career shorthanded goal on Dec. 29, 2018 vs. Vancouver.

PROFESSIONAL CAREER | HIGHLIGHTS

- In his six seasons with the Sabres, the team is 20-7-4 when he scores and 36-23-11 when he records a point.
- Five of his 10 goals in 2015-16 were game-winners, tying Jack Eichel for the Sabres' team lead.
- Played in his 100th NHL game on Dec. 26, 2015 at Boston.
- Led all Rochester Americans skaters with .91 points per game and a plus-12 rating, tied for second on the team with 15 goals, and ranked third with 40 points during his second AHL season in 2014-15.
- Averaged a point per game with a team-high three assists as a rookie for the Americans during the 2013 Calder Cup Playoffs.
- Named SHL Rookie of the Year and Swedish Junior Hockey Player of the Year in 2012 after ranking third among Brynäs skaters with 36 points (12+24) in 49 SHL games.
- Recorded 10 points (2+8) in 16 playoff contests to help Brynäs claim the 2012 Le Mat Trophy as Swedish champions.

AMATEUR CAREER | HIGHLIGHTS

- Earned three medals during his amateur career in Sweden, including a SuperElit title in 2009 and a SuperElit silver medal in 2010.
- Led all SuperElit players in faceoff percentage in 2008-09 and 2009-10.
- Was named the MVP of the playoffs after leading Brynäs to a U18 Allsvenskan title in 2010 with eight points (4+4) in four playoff games.

INTERNATIONAL CAREER | HIGHLIGHTS

- Won a gold medal with Sweden at the 2018 IIHF World Championship in Denmark.
- Represented Sweden at the 2012 IIHF World Championship, recording two assists in seven games.
- Captained Sweden to a gold medal at the 2012 IIHF World Junior Championship in Alberta, Canada, posting six assists in six games.
- Registered four points (1+3) in six contests at the 2011 IIHF World Junior Championship in Buffalo, helping Sweden to a fourth-place finish.
- Ranked second in scoring as Sweden's captain at the 2010 IIHF U18 World Junior Championship in Minsk, netting 14 points (6+8) in five games; earned a silver medal and a tournament First-Team All-Star selection for his performance.



NHL FIRSTS

Game: 2/17/13 vs. DET
Goal: 12/20/14 vs. COL
Assist: 11/2/13 vs. ANA

CONTRACT STATUS: Signed through 2019-20 (\$1.55 million AAV)

CAREER TRANSACTIONS: Acquired by Buffalo from Minnesota with Matt Hackett, a first-round pick in the 2013 NHL Draft and a second-round pick in the 2014 NHL Draft in exchange for Jason Pominville and a fourth-round pick in the 2014 NHL Draft, April 3, 2013; Selected by Minnesota in the second round (56th overall) of the 2010 NHL Draft.

SEASON HIGHS | 2018-19

Man Games Lost: 5
Most Goals: 1, (6x). Most recent: 3/17/19 vs. STL
Most Assists: 1, (8x). Most recent: 3/28/19 vs. DET
Most Points: 1, (14x). Most recent: 3/28/19 vs. DET (0+1)
Most Shots: 4, (3x). Most recent: 12/18/18 vs. FLA
Highest TOI: 19:21, 1/3/19 vs. FLA

LARSSON | vs NHL

Team	GP	G	A	P	PIM
Anaheim	7	1	2	3	4
Arizona	8	0	1	1	2
Boston	18	1	2	3	11
Buffalo	0	0	0	0	0
Calgary	8	2	1	3	4
Carolina	11	3	3	6	14
Chicago	6	1	1	2	4
Colorado	8	1	2	3	10
Columbus	12	0	1	1	0
Dallas	8	0	1	1	0
Detroit	20	1	4	5	10
Edmonton	9	0	1	1	0
Florida	17	1	3	4	25
Los Angeles	8	1	2	3	2
Minnesota	9	2	1	3	0
Montreal	14	1	1	2	6
Nashville	8	0	1	1	4
New Jersey	15	1	1	2	2
NY Islanders	13	2	0	2	2
NY Rangers	13	2	1	3	0
Ottawa	18	0	3	3	6
Philadelphia	12	1	3	4	9
Pittsburgh	13	0	2	2	4
San Jose	6	1	0	1	9
St. Louis	7	1	0	1	0
Tampa Bay	16	0	2	2	18
Toronto	15	4	6	10	8
Vancouver	9	1	1	2	4
Vegas	2	0	0	0	0
Washington	14	3	0	3	6
Winnipeg	7	1	1	2	0
NHL Totals	331	32	47	79	164



CENTER JOHAN LARSSON 22



CAREER STATS REGULAR SEASON														PLAYOFFS				
SEASON	TEAM	LEAGUE	GP	G	A	P	+/-	PIM	PP	SH	GW	S	%	GP	G	A	P	PIM
2008-09	Brynäs Jr.	SWE-Jr.	33	4	5	9	--	55	--	--	--	--	--	5	0	0	0	2
	Brynäs U18	SWE-U18-A	7	3	3	6	--	49	--	--	--	--	--	--	--	--	--	--
	Brynäs U18	SWE-U18	4	3	1	4	--	27	--	--	--	--	--	3	0	3	3	2
2009-10	Brynäs Jr.	SWE-Jr.	40	15	19	34	--	80	--	--	--	--	--	5	1	1	2	2
	Sweden	WJ18	5	6	8	14	8	0	3	0	1	24	25.0	--	--	--	--	--
	Brynäs U18	SWE-U18-A	3	1	1	2	--	2	--	--	--	--	--	4	4	4	8	6
	Brynäs U18	SWE-U18	1	0	0	0	--	0	--	--	--	--	--	--	--	--	--	--
2010-11	Brynäs	SHL	43	4	4	8	3	18	0	0	0	40	10.0	5	0	2	2	4
	Brynäs Jr.	SWE-Jr.	10	6	9	15	--	8	--	--	--	--	--	1	0	0	0	0
	Sweden	WJC	6	1	3	4	0	4	1	0	0	16	6.3	--	--	--	--	--
2011-12	Brynäs	SHL	49	12	24	36	-10	34	8	0	3	94	12.8	16	2	8	10	16
	Sweden	WC	7	0	2	2	-2	0	0	0	0	6	0.0	--	--	--	--	--
	Sweden	WJC	6	0	6	6	3	0	0	0	0	21	0.0	--	--	--	--	--
2012-13	Houston	AHL	62	15	22	37	0	38	6	1	4	89	16.9	--	--	--	--	--
	Rochester	AHL	7	1	3	4	-2	2	0	0	0	10	10.0	3	0	3	3	6
	Minnesota	NHL	1	0	0	0	0	0	0	0	0	2	0.0	--	--	--	--	--
	Rochester	AHL	51	15	26	41	7	75	5	0	2	117	12.8	5	1	2	3	4
2014-15	Buffalo	NHL	28	0	4	4	0	19	0	0	0	21	0.0	--	--	--	--	--
	Rochester	AHL	44	15	25	40	12	38	3	0	1	116	12.9	--	--	--	--	--
2015-16	Buffalo	NHL	39	6	10	16	0	12	1	0	0	50	12.0	--	--	--	--	--
	Buffalo	NHL	74	10	7	17	-4	27	1	0	5	95	10.5	--	--	--	--	--
2016-17	Buffalo	NHL	36	6	5	11	-7	20	1	0	2	49	12.2	--	--	--	--	--
2017-18	Buffalo	NHL	80	4	13	17	-30	49	0	1	0	86	4.7	--	--	--	--	--
	Sweden	WC	10	0	1	1	1	2	0	0	0	9	0.0	--	--	--	--	--
2018-19	Buffalo	NHL	73	6	8	14	-8	37	0	1	0	79	7.6	--	--	--	--	--
NHL Totals			331	32	47	79	-49	164	3	2	7	382	8.4	--	--	--	--	--
Buffalo Totals			330	32	47	79	-49	164	3	2	7	380	8.4	--	--	--	--	--

SINGLE-GAME HIGHS

- GOALS:** 2, 3/31/16 vs. TOR
- ASSISTS:** 2, (4x). Most recent: 2/22/18 at DET
- POINTS:** 3, 3/11/15 at TOR (1+2)
- PENALTY MINUTES:** 17, 2/1/18 vs. FLA
- SHOTS:** 6, 11/21/16 vs. CGY
- TIME ON ICE:** 23:10, 3/16/15 vs. WSH

LONGEST STREAKS

- GOALS:** 2 games, (2x). Most recent: 3/3/16 vs. CGY to 3/5/16 vs. MIN
- ASSISTS:** 3 games, 3/23/15 at DAL to 3/28/15 at COL
- POINTS:** 4 games, 3/29/16 at PIT to 4/5/16 at NJD (3+3)

HAT TRICKS | 0

DATE	OPPONENT	GOALIE	RESULT
N/A			

PENALTY SHOTS | 0-FOR-0

DATE	OPPONENT	GOALIE	RESULT
N/A			

SHOOTOUT STATS

GOALS	ATTEMPTS	PCT	GDC
N/A			

HONORS AND AWARDS

- PROFESSIONAL**
- 2012 SHL Championship
- 2012 SHL Rookie of the Year
- 2012 Swedish Jr. Hockey Player of the Year

- INTERNATIONAL**
- 2010 IIHF U18 World Championship Silver Medal
- 2010 IIHF U18 World Championship All-Star Team
- 2010 IIHF U18 World Championship Top 3 Player (Sweden)
- 2011 IIHF World Junior Championship Top 3 Player (Sweden)
- 2012 IIHF World Junior Championship Gold Medal
- 2018 IIHF World Championship Gold Medal

- AMATEUR**
- 2009 SuperElit Gold Medal
- 2010 SuperElit Silver Medal
- 2010 U18 Allsvenskan Gold Medal
- 2010 U18 Allsvenskan Playoffs MVP



JAYK muh-KAYB

DEFENSE

JAKE MCCABE



Born October 12, 1993 | Eau Claire, Wisconsin
6 ft 1 in | 204 lbs | Shoots Left

2018-19 | HIGHLIGHTS

- Appeared in 59 games, tying his career high with four goals.
- The Sabres were 29-26-4 with him in the lineup, 3-1-0 when he scored and 8-2-1 when he recorded at least a point.
- Ranked second on the team with a career-high 1.7 blocked shots per game.
- Recorded seven points (1+6) in six games from Oct. 16 to Oct. 27; the stretch included consecutive games in which he tied his career high with two assists on Oct. 25 vs. Montreal and Oct. 27 at Columbus.
- Was credited with a career-high five shots on goal on Nov. 17 at Minnesota.
- Recorded his first career shorthanded point with a shorthanded goal on Jan. 8 vs. New Jersey.

PROFESSIONAL CAREER | HIGHLIGHTS

- In his six seasons with the Sabres, the team is 34-12-7 when he records a point.
- Recorded a career-high three points (1+2) on Dec. 15, 2017 vs. Carolina.
- Set career highs in assists (17) and points (20) in 2016-17.
- Averaged 19:07 of ice time per game in 2015-16, the seventh-highest average ice time by a Sabres rookie since the league began tracking time on ice in the 1997-98 season.
- Led all Rochester Americans rookies in scoring in 2014-15 and finished sixth among all first-year AHL defensemen, also leading all Amerks defensemen with .51 points per game.

AMATEUR CAREER | HIGHLIGHTS

- Earned All-Big Ten honors by registering a career-high 25 points (8+17) in 33 games at the University of Wisconsin in 2013-14.
- Served as Wisconsin's assistant captain as a junior in 2013-14, ranking fifth on the team in points and tying for third in scoring among Big Ten defensemen.
- Helped the Badgers to a Big Ten conference tournament championship in 2014 and was named a CCM First-Team West All-American.
- Led all Badgers defensemen in points and assists as a sophomore in 2012-13; his 21 points in all competitions placed tied for 12th among all NCAA defensemen and earned him a Third-Team All-WCHA selection, WCHA All-Academic honors and Academic All-Big Ten honors.
- As a freshman in 2011-12, ranked seventh among all Wisconsin skaters in points (12).

INTERNATIONAL CAREER | HIGHLIGHTS

- Tallied two points (1+1) in eight games for the United States at the 2016 IIHF World Championship in Russia.
- Represented the United States at the 2014 IIHF World Championship in Minsk, Belarus.
- Captained Team USA to a gold medal at the 2013 IIHF World Junior Championship in Ufa, Russia; was named to the media All-Star Team and ranked third in scoring among the tournament's defensemen with three goals and six points.
- Won a gold medal with Team USA at the 2011 IIHF U-18 World Championship in Dresden, Germany.
- Won gold with Team USA at the 2010 U-17 World Hockey Challenge in Ontario, Canada.

CONTRACT STATUS: Signed through 2020-21 (\$2.85 million AAV)

CAREER TRANSACTIONS: Selected by Buffalo in the second round (44th overall) of the 2012 NHL Draft.

SEASON HIGHS | 2018-19

Man Games Lost: 23
Most Goals: 1, (4x). Most recent: 1/16/19 at CGY
Most Assists: 2, (2x). Most recent: 10/27/18 at CBJ
Most Points: 2, (3x). Most recent: 11/17/18 at MIN (1+1)
Most Shots: 5, 11/17/18 at MIN
Highest TOI: 24:01, 1/3/19 vs. FLA


MCCABE | vs NHL

Team	GP	G	A	P	PIM
Anaheim	8	1	1	2	0
Arizona	6	0	3	3	4
Boston	13	0	3	3	23
Buffalo	0	0	0	0	0
Calgary	6	1	0	1	6
Carolina	11	1	3	4	4
Chicago	6	0	1	1	0
Colorado	5	1	2	3	2
Columbus	13	1	5	6	2
Dallas	6	1	0	1	4
Detroit	16	0	1	1	8
Edmonton	7	0	2	2	8
Florida	12	1	0	1	9
Los Angeles	6	0	2	2	2
Minnesota	8	1	4	5	0
Montreal	12	0	5	5	4
Nashville	5	1	2	3	0
New Jersey	11	2	1	3	6
NY Islanders	11	0	2	2	4
NY Rangers	11	0	1	1	0
Ottawa	12	0	2	2	4
Philadelphia	12	1	2	3	25
Pittsburgh	11	1	0	1	9
San Jose	8	1	0	1	6
St. Louis	8	0	0	0	6
Tampa Bay	12	0	0	0	0
Toronto	11	0	2	2	10
Vancouver	7	0	0	0	2
Vegas	3	0	1	1	0
Washington	9	0	0	0	5
Winnipeg	8	0	2	2	0
NHL Totals	274	14	47	61	153



NHL FIRSTS

Game: 4/3/14 at STL
Goal: 10/15/15 at FLA
Assist: 4/13/14 vs. NYI



DEFENSE

JAKE MCCABE 19



CAREER STATS REGULAR SEASON														PLAYOFFS				
SEASON	TEAM	LEAGUE	GP	G	A	P	+/-	PIM	PP	SH	GW	S	%	GP	G	A	P	PIM
2008-09	Eau Claire	Wisc. HS	23	2	20	22	--	16	--	--	--	--	--	--	--	--	--	--
	Wisconsin	UMHSEL	22	3	7	10	--	--	--	--	--	--	--	--	--	--	--	--
2009-10	USNDTP	USHL	35	0	5	5	-10	34	0	0	0	24	0.0	--	--	--	--	--
	USNDTP	U-17	16	0	3	3	--	16	0	0	0	--	--	--	--	--	--	--
2010-11	USNDTP	U-18	1	0	0	0	--	2	0	0	0	--	--	--	--	--	--	--
	USNDTP	USHL	19	2	4	6	6	4	0	0	0	9	22.2	--	--	--	--	--
	USNDTP	U-18	27	2	8	10	--	10	--	--	--	--	--	--	--	--	--	--
2011-12	Wisconsin	WCHA	26	3	9	12	--	12	2	0	2	--	--	--	--	--	--	--
2012-13	Wisconsin	WCHA	38	3	18	21	--	50	2	0	0	--	--	--	--	--	--	--
	United States	WJC	7	3	3	6	9	16	0	0	1	--	--	--	--	--	--	--
2013-14	Wisconsin	Big Ten	36	8	17	25	--	53	3	1	2	--	--	--	--	--	--	--
	Buffalo	NHL	7	0	1	1	-3	15	0	0	0	1	0.0	--	--	--	--	--
	United States	WC	7	0	0	0	-2	2	0	0	0	7	0.0	--	--	--	--	--
2014-15	Rochester	AHL	57	5	24	29	-3	50	3	0	0	83	6.0	--	--	--	--	--
	Buffalo	NHL	2	0	0	0	0	0	0	0	0	2	0.0	--	--	--	--	--
2015-16	Buffalo	NHL	77	4	10	14	6	51	0	0	0	62	6.5	--	--	--	--	--
	United States	WC	8	1	1	2	-3	0	0	0	0	7	14.3	--	--	--	--	--
	Rochester	AHL	1	0	0	0	0	0	0	0	0	0.0	--	--	--	--	--	--
2016-17	Buffalo	NHL	76	3	17	20	-7	26	1	0	1	79	3.8	--	--	--	--	--
2017-18	Buffalo	NHL	53	3	9	12	-11	26	1	0	0	53	5.7	--	--	--	--	--
2018-19	Buffalo	NHL	59	4	10	14	-4	35	0	1	0	64	6.3	--	--	--	--	--
NHL Totals			274	14	47	61	-19	153	2	1	1	261	5.4	--	--	--	--	--
Buffalo Totals			274	14	47	61	-19	153	2	1	1	261	5.4	--	--	--	--	--

SINGLE-GAME HIGHS

GOALS: 1, (14x). Most recent: 1/16/19 at CGY

ASSISTS: 2, (4x). Most recent: 10/27/18 at CBJ

POINTS: 3, 12/15/17 vs. CAR (1+2)

PENALTY MINUTES: 17, 2/11/16 at PHI

SHOTS: 5, 11/17/18 at MIN (1+1)

TIME ON ICE: 28:52, 12/5/16 at WSH

LONGEST STREAKS

GOALS: N/A

ASSISTS: 3 games, 2/26/17 at ARI to 3/2/17 vs. ARI

POINTS: 3 games, (3x). Most recent: 10/16/18 at VGK to 10/20/18 at LAK (1+2)

HAT TRICKS | 0

DATE	OPPONENT	GOALIE
N/A		

PENALTY SHOTS | 0-FOR-0

DATE	OPPONENT	GOALIE	RESULT
N/A			


SHOOTOUT STATS

GOALS	ATTEMPTS	PCT	GDG
N/A			

HONORS AND AWARDS

- INTERNATIONAL**
- 2010 IIHF U17 World Championship Gold Medal
 - 2011 IIHF U18 World Championship Gold Medal
 - 2013 IIHF World Junior Championship Gold Medal
 - 2013 IIHF World Junior Championship All-Star Team
 - 2016 IIHF World Championship Top 3 Player (USA)
- AMATEUR**
- 2013 WCHA Championship
 - 2013 WCHA Third All-Star Team
 - 2013 WCHA All-Academic Team
 - 2013 Big Ten Championship
 - 2013 Big Ten First All-Star Team
 - 2013 NCAA West First All-American Team
 - 2007 WCHA All-Rookie Team





KAH-lihn MIH-luhr

DEFENSE **COLIN MILLER**
33

Born October 29, 1992 | Sault Ste. Marie, Ontario
6 ft 1 in | 193 lbs | Shoots Right



2018-19 | HIGHLIGHTS

- Averaged a career-high 19:39 of ice time per game and tied his previous career high with 64 blocked shots.
- Appeared in his 200th NHL game on Nov. 6 at Toronto.
- Recorded his second career three-point game on Nov. 18 at Edmonton, also setting a new career high with three assists.
- Tallied two assists in consecutive games on Jan. 19 vs. Pittsburgh and Jan. 21 vs. Minnesota.
- Tied his single-game career high with seven shots and scored a goal on Feb. 28 vs. Florida.

PROFESSIONAL CAREER | HIGHLIGHTS

- Appeared in all 82 games and led Golden Knights defensemen with career-high totals in goals (10), points (41) and power-play goals (5) during the team's inaugural season in 2017-18.
- Tied his previous career best with points in six consecutive games from Oct. 17, 2017 vs. Buffalo to Oct. 31, 2017 at NY Rangers (2+6).
- Scored his first career playoff goal in Game 1 of the Western Conference Semifinals on April 26, 2018 at San Jose.
- Made his Stanley Cup Playoff debut in 2017 with the Boston Bruins and recorded his first career playoff point with an assist in Game 4 of the Eastern Conference Quarterfinals on April 23, 2017 vs. Ottawa.
- Had a six-game point streak from Oct. 27 to Nov. 7, 2015 at Montreal (1+5), which was the longest such streak by a Bruins rookie defenseman since Matt Hunwick in 2008.
- Named an AHL Second-Team All-Star after tying to lead all AHL defensemen in goals (19) and to rank second in points (52) in his second AHL season with the Manchester Monarchs in 2014-15; also led all Monarchs with 10 power-play goals.
- Played in the 2015 AHL All-Star Classic and won both the hardest shot (105.5 mph – league record) and fastest skater (13.805 seconds) competitions during the Skills Competition.
- Added 10 points (2+8) in 19 postseason games in 2015 to help the Monarchs to a Calder Cup championship.

AMATEUR CAREER | HIGHLIGHTS

- Served as captain during his third season with the Sault Ste. Marie Greyhounds in 2012-13 and earned the OHL Commitment Award, given annually to "the OHL team captain who best exemplifies leadership on and off the ice with a passion and dedication to the game of hockey and his community."
- Earned a spot on the OHL Third All-Star Team after setting OHL career highs in every major scoring category in 2012-13; tied to lead all league defensemen with 20 goals and ranked fourth among blueliners in points (55).
- Led all Sault Ste. Marie skaters with seven points (1+6) in six playoff games during the 2013 OHL playoffs.
- Ranked among the top four OHL defensemen in points in each of his three junior seasons.



NHL FIRSTS

Game: 10/10/15 vs. MTL
Goal: 11/3/15 vs. DAL
Assist: 10/14/15 at COL

CONTRACT STATUS: Signed through 2021-22
(\$3.875 million AAV)


CAREER TRANSACTIONS: Acquired by Buffalo from Vegas in exchange for a second-round pick in the 2021 NHL Draft and a fifth-round pick in the 2022 NHL Draft, June 28, 2019; Selected by Vegas from Boston in the 2017 NHL Expansion Draft; Acquired by Boston from Los Angeles with Martin Jones and a first-round pick in the 2015 NHL Draft in exchange for Milan Lucic, June 26, 2015; Selected by Los Angeles in the fifth round (151st overall) of the 2012 NHL Draft.

SEASON HIGHS | 2018-19

Man Games Lost: 13
Most Goals: 1, (3x). Most recent: 2/28/19 vs. FLA
Most Assists: 3, 11/18/18 at EDM
Most Points: 3, 11/18/18 at EDM (0+3)
Most Shots: 7, 2/28/19 vs. FLA
Highest TOI: 26:43, 10/24/18 vs. VAN

MILLER | vs NHL

Team	GP	G	A	P	PIM
Anaheim	10	1	1	2	0
Arizona	12	1	2	3	23
Boston	3	0	0	0	2
Buffalo	11	0	1	1	6
Calgary	10	2	1	3	10
Carolina	7	1	3	4	6
Chicago	6	0	2	2	6
Colorado	8	0	2	2	2
Columbus	7	1	1	2	4
Dallas	7	1	2	3	6
Detroit	9	1	4	5	4
Edmonton	12	1	4	5	11
Florida	11	2	2	4	6
Los Angeles	8	0	2	2	2
Minnesota	8	0	6	6	10
Montreal	8	1	3	4	6
Nashville	6	0	1	1	2
New Jersey	8	2	4	6	9
NY Islanders	7	1	3	4	10
NY Rangers	8	0	5	5	8
Ottawa	8	1	4	5	5
Philadelphia	9	0	1	1	0
Pittsburgh	7	0	4	4	9
San Jose	9	1	4	5	14
St. Louis	8	1	2	3	4
Tampa Bay	10	0	4	4	2
Toronto	10	0	2	2	4
Vancouver	10	1	4	5	6
Vegas	0	0	0	0	0
Washington	9	2	1	3	6
Winnipeg	4	1	2	3	8
NHL Totals	250	22	77	99	191



DEFENSE

COLIN MILLER 33



CAREER STATS REGULAR SEASON														PLAYOFFS					
SEASON	TEAM	LEAGUE	GP	G	A	P	+/-	PIM	PP	SH	CW	S	S%	GP	G	A	P	PIM	
2010-11	Sault Ste. Marie	OHL	66	3	19	22	2	44	0	1	0	--	--	--	--	--	--	--	--
2011-12	Sault Ste. Marie	OHL	54	8	20	28	9	79	4	0	1	--	--	--	--	--	--	--	--
2012-13	Sault Ste. Marie	OHL	54	20	35	55	13	78	8	1	1	--	--	6	1	6	7	0	
2013-14	Manchester	AHL	65	5	12	17	5	35	1	0	0	98	5.1	3	0	0	0	6	
2014-15	Manchester	AHL	70	19	33	52	11	82	10	0	4	186	10.2	19	2	8	10	12	
2015-16	Boston	NHL	42	3	13	16	0	39	0	0	0	59	5.1	--	--	--	--	--	
	Providence	AHL	20	4	8	12	3	16	0	0	1	53	7.5	2	0	0	0	0	
2016-17	Boston	NHL	61	6	7	13	0	55	1	0	0	85	7.1	4	0	1	1	2	
2017-18	Vegas	NHL	82	10	31	41	-4	53	5	0	2	177	5.6	20	3	4	7	14	
2018-19	Vegas	NHL	65	3	26	29	0	44	1	0	0	131	2.3	6	1	2	3	6	
NHL Totals			250	22	77	99	-4	191	7	0	2	452	4.9	30	4	7	11	22	

SINGLE-GAME HIGHS

- GOALS:** 1, (22x). Most recent: 2/28/19 vs. FLA
- ASSISTS:** 3, 11/18/18 at EDM
- POINTS:** 3, (2x). Most recent: 11/18/18 at EDM (0+3)
- PENALTY MINUTES:** 15, 2/28/17 vs. ARI
- SHOTS:** 7, (2x). Most recent: 2/28/19 vs. FLA
- TIME ON ICE:** 26:43, 10/24/18 vs. VAN

LONGEST STREAKS

- GOALS:** 2 games, (2x). Most recent: 11/23/18 vs. CGY to 11/24/18 vs. SJS
- ASSISTS:** 6 games, 10/17/17 vs. BUF to 10/31/17 at NYR
- POINTS:** 6 games, (2x). Most recent: 10/17/17 vs. BUF to 10/31/17 at NYR (2+6)

HAT TRICKS | 0

DATE	OPPONENT	GOALIE
N/A		

PENALTY SHOTS | 0-FOR-0

DATE	OPPONENT	GOALIE	RESULT
N/A			

SHOOTOUT STATS

GOALS	ATTEMPTS	PCT	GDC
N/A			

HONORS AND AWARDS

- PROFESSIONAL**
- 2015 Calder Cup Champion
- 2015 AHL Second All-Star Team
- 2015 AHL All-Star Classic

- AMATEUR**
- 2013 OHL Third All-Star Team
- 2013 OHL Commitment Award





KAY-see MIH-tuhl-stat

CENTER **CASEY MITTELSTADT**

Born November 22, 1998 | Eden Prairie, Minnesota
6 ft 1 in | 199 lbs | Shoots Left



2018-19 | HIGHLIGHTS

- Appeared in 77 games during his first full professional season
- His 12 goals trailed only Jack Eichel's and Sam Reinhart's 2015-16 totals for most by a Sabres rookie since 2011-12.
- Recorded his first NHL multi-point game (1+1) and a career-high 18:06 of ice time on Nov. 3 vs. Ottawa.
- Scored on two of five shootout attempts, including the game-deciding goal on his first career attempt on Nov. 10 vs. Vancouver.
- Set a new career-best point streak with points (1+3) in four straight games from Feb. 1 to 9.
- Scored his first career game-winning goal on Feb. 9 vs. Detroit.

PROFESSIONAL CAREER | HIGHLIGHTS

- Joined the Sabres following the conclusion of the 2017-18 NCAA season, recording points in five of six NHL games to finish the season.
- Recorded his first NHL point with an assist in his NHL debut on March 29, 2018 vs. Detroit.

AMATEUR CAREER | HIGHLIGHTS

- Played in 34 games during his freshman year at the University of Minnesota in 2017-18, ranking second among all Golden Gophers with 30 points (11+19) in 34 games.
- Ranked fourth among all NCAA freshmen in points per game (.88) in 2017-18, earning a spot on the Big Ten All-Freshman Team.
- Appeared in his second USHL season in 2016-17, recording 30 points (13+17) in 24 games with the Green Bay Gamblers to lead all USHL players in points per game (1.25).
- Totaled 170 points (65+105) in 75 games in three seasons for Eden Prairie High School, earning Minnesota's Mr. Hockey Award as the state's top high school player following his senior year in 2016-17.
- Was named Player of the Game at the USA Hockey All-American Prospects Game on Sept. 22, 2016 in Philadelphia.

INTERNATIONAL CAREER | HIGHLIGHTS

- Helped lead the United States to a bronze medal at the 2018 IIHF World Junior Championship in Buffalo, earning tournament MVP honors after recording 11 points (4+7) in seven games.
- Represented the United States in his first international competition at the 2016 IIHF Under-18 World Championship in Grand Forks, North Dakota, totaling nine points (4+5) in seven games and earning a bronze medal.

CONTRACT STATUS: Signed through 2019-20 (\$925,000 AAV)

CAREER TRANSACTIONS: Selected by Buffalo in the first round (8th overall) of the 2017 NHL Draft.

SEASON HIGHS | 2018-19

Man Games Lost: 4
Most Goals: 1, (12x). Most recent: 3/28/19 vs. DET
Most Assists: 1, (13x). Most recent: 3/28/19 vs. DET
Most Points: 2, (2x). Most recent: 3/28/19 vs. DET (1+1)
Most Shots: 5, 3/4/19 vs. EDM
Highest TOI: 18:06, 11/3/18 vs. OTT

MITTELSTADT | vs NHL

Team	GP	G	A	P	PIM
Anaheim	2	0	0	0	0
Arizona	2	1	0	1	2
Boston	4	0	0	0	0
Buffalo	0	0	0	0	0
Calgary	2	0	1	1	0
Carolina	3	0	1	1	0
Chicago	2	0	1	1	2
Colorado	2	0	0	0	0
Columbus	3	1	1	2	0
Dallas	2	0	0	0	0
Detroit	5	2	2	4	0
Edmonton	2	2	0	2	0
Florida	5	0	1	1	0
Los Angeles	2	0	0	0	0
Minnesota	2	0	1	1	0
Montreal	4	1	3	4	0
Nashville	3	0	1	1	0
New Jersey	2	1	0	1	2
NY Islanders	2	0	1	1	0
NY Rangers	2	0	1	1	0
Ottawa	5	1	2	3	0
Philadelphia	3	1	0	1	0
Pittsburgh	3	1	0	1	0
San Jose	2	0	0	0	0
St. Louis	2	0	0	0	0
Tampa Bay	5	1	1	2	0
Toronto	4	1	0	1	2
Vancouver	2	0	0	0	0
Vegas	2	0	0	0	2
Washington	2	0	0	0	2
Winnipeg	2	0	0	0	0
NHL Totals	83	13	17	30	12



NHL FIRSTS

Game: 3/29/18 vs. DET
Goal: 4/6/18 at TBL
Assist: 3/29/18 vs. DET



CENTER CASEY MITTELSTADT 37



CAREER STATS REGULAR SEASON														PLAYOFFS				
SEASON	TEAM	LEAGUE	GP	G	A	P	+/-	PIM	PP	SH	GW	S	S%	GP	G	A	P	PIM
2014-15	Eden Prairie	Minn. H.S.	25	22	25	47	--	4	--	--	--	--	--	2	2	1	3	0
2015-16	Eden Prairie	Minn. H.S.	25	22	37	59	--	16	--	--	--	--	--	3	6	3	9	0
	United States	WJ18	7	4	5	9	6	2	0	0	2	13	30.8	--	--	--	--	--
	USNTDP	USHL	2	2	0	2	1	2	1	0	1	4	50.0	--	--	--	--	--
2016-17	Eden Prairie	Minn. H.S.	25	21	43	64	--	8	--	--	--	--	--	2	1	4	5	0
	Green Bay	USHL	24	13	17	30	3	2	5	0	4	61	21.3	--	--	--	--	--
2017-18	Minnesota	Big Ten	34	11	19	30	4	10	4	0	2	95	11.6	--	--	--	--	--
	United States	WJC	7	4	7	11	8	2	0	0	0	24	16.7	--	--	--	--	--
	Buffalo	NHL	6	1	4	5	1	2	1	0	0	9	11.1	--	--	--	--	--
2018-19	Buffalo	NHL	77	12	13	25	-19	10	3	0	1	118	10.2	--	--	--	--	--
NHL Totals			83	13	17	30	-18	12	4	0	1	127	10.2	--	--	--	--	--
Buffalo Totals			83	13	17	30	-18	12	4	0	1	127	10.2	--	--	--	--	--

SINGLE-GAME HIGHS

- GOALS:** 1, (13x). Most recent: 3/28/19 vs. DET
- ASSISTS:** 1, (17x). Most recent: 3/28/19 vs. DET
- POINTS:** 2, (2x). Most recent: 3/28/19 vs. DET (1+1)
- PENALTY MINUTES:** 2, (6x). Most recent: 3/7/19 at CHI
- SHOTS:** 5, 3/4/19 vs. EDM
- TIME ON ICE:** 18:06, 11/3/18 vs. OTT

LONGEST STREAKS

- GOALS:** N/A
- ASSISTS:** 3 games, 2/1/19 vs. CHI to 2/7/19 vs. CAR
- POINTS:** 4 games, 2/1/19 vs. CHI to 2/9/19 vs. DET (1+3)

HAT TRICKS | 0

DATE	OPPONENT	GOALIE	RESULT
N/A			

PENALTY SHOTS | 0-FOR-0

DATE	OPPONENT	GOALIE	RESULT
N/A			

SHOOTOUT STATS

GOALS	ATTEMPTS	PCT	GDC
2	5	40.0	1

HONORS AND AWARDS

- INTERNATIONAL**
- 2016 IIHF U18 World Championship Bronze Medal
- 2018 IIHF World Junior Championship Bronze Medal
- 2018 IIHF World Junior Championship MVP
- 2018 IIHF World Junior Championship Best Forward
- 2018 IIHF World Junior Championship All-Star Team
- 2018 IIHF World Junior Championship Top 3 Player (USA)

- AMATEUR**
- 2016 USHS All-USA Hockey Player of the Year
- 2016 USHS All-USA Hockey First Team
- 2017 USHS All-USA Hockey Player of the Year
- 2017 USHS All-USA Hockey First Team
- 2017 USHS Minnesota Mr. Hockey
- 2018 Big Ten All-Freshman Team



BRAN-duhn MAHN-toor

DEFENSE **BRANDON MONTOUR**

Born April 11, 1994 | Brantford, Ontario
6 ft 0 in | 189 lbs | Shoots Right



2018-19 | HIGHLIGHTS

- Appeared in 82 games for the first time in his career, averaging a career-high 22:27 of ice time per game.
- Also set career-high totals in assists (27) and points (35).
- Spent the first 62 games of the season with Anaheim, leading all Ducks defensemen and ranking fifth on the team with 25 points (5+20) during that stretch.
- Joined the Sabres for the team's last 20 games of the season and ranked behind only Jack Eichel for the team lead with 10 points (3+7) in those games.
- Recorded points in a career-best four straight games from Nov. 18 vs. Colorado to Nov. 25 at Nashville (1+5).
- Tallied the first four-point game of his career (1+3) on Dec. 12 vs. Dallas, also setting a new single-game high in assists.

PROFESSIONAL CAREER | HIGHLIGHTS

- Totaled 32 points (9+23) in 80 games with Anaheim during his first full NHL season in 2017-18, tying to lead all NHL defensemen with five game-winning goals; ranked second among Ducks defensemen in goals and tied for second in points.
- Made his NHL debut in 2016-17 with Anaheim, appearing in 27 regular-season games before recording seven assists and averaging 19:11 of ice time per game in 17 playoff games with the Ducks.
- Recorded 32 points (13+19) in 26 AHL games for the San Diego Gulls in 2016-17, ranking first on the team and fourth among AHL defensemen with more than three games played in points per game (.89)
- Tied for the team lead with 57 points (12+45) in 68 games for San Diego in his first full professional season in 2015-16; led all AHL defensemen in assists, and ranked second among the league's blueliners and third among all rookies in points, earning a spot on the league's First All-Star Team and All-Rookie Team.
- His 24 power-play assists in 2015-16 tied for the AHL lead and his 30 power-play points ranked second.
- Recorded 10 points (1+9) in his first 14 AHL games for the Norfolk Admirals to finish the 2014-15 season, including an assist in his professional debut on March 18, 2015 at Albany.

AMATEUR CAREER | HIGHLIGHTS

- Joined the University of Massachusetts-Amherst following the fall semester in 2014-15, totaling 20 points (3+17) in 21 games for the Minutemen and earning a spot on the 2015 Hockey East All-Rookie Team. His 20 points were most by a rookie defenseman in UMass's Hockey East era.
- Recorded 62 points (14+48) in 60 games in his first USHL season with Waterloo in 2013-14; ranked second in the league in assists and ninth in points, earning him USHL Player of the Year and Defenseman of the Year honors.

INTERNATIONAL CAREER | HIGHLIGHTS

- Represented silver-medalist Canada at the 2019 IIHF World Championship in Slovakia; averaged 20:17 of ice time through the team's first two games before leaving the third game with an MCL sprain and missing the rest of the tournament.

CONTRACT STATUS: Signed through 2019-20 (\$3.388 million AAV)

CAREER TRANSACTIONS: Acquired by Buffalo from Anaheim in exchange for Brendan Guhle and a first-round pick in the 2019 NHL Draft, February 24, 2019; Selected by Anaheim in the second round (55th overall) of the 2014 NHL Draft.

SEASON HIGHS | 2018-19

Man Games Lost: 0
Most Goals: 1, (8x). Most recent: 4/6/19 at DET
Most Assists: 3, 12/12/18 vs. DAL
Most Points: 4, 12/12/18 vs. DAL (1+3)
Most Shots: 7, (2x). Most recent: 3/31/19 vs. CBJ
Highest TOI: 29:36, 11/16/18 vs. TOR

MONTOUR | vs NHL

Team	GP	G	A	P	PIM
Anaheim	0	0	0	0	0
Arizona	9	0	2	2	2
Boston	4	0	0	0	2
Buffalo	6	0	5	5	2
Calgary	9	0	0	0	10
Carolina	5	0	1	1	2
Chicago	8	2	2	4	8
Colorado	5	2	3	5	8
Columbus	5	0	1	1	0
Dallas	7	1	4	5	4
Detroit	7	1	1	2	0
Edmonton	8	0	3	3	4
Florida	4	1	0	1	4
Los Angeles	7	0	5	5	2
Minnesota	8	0	4	4	2
Montreal	4	1	2	3	2
Nashville	7	0	3	3	6
New Jersey	5	2	1	3	4
NY Islanders	5	0	1	1	2
NY Rangers	5	0	1	1	2
Ottawa	6	0	1	1	6
Philadelphia	5	1	0	1	4
Pittsburgh	6	1	2	3	4
San Jose	8	1	2	3	8
St. Louis	5	0	2	2	4
Tampa Bay	5	2	1	3	8
Toronto	7	0	0	0	2
Vancouver	9	4	1	5	2
Vegas	7	0	3	3	8
Washington	6	0	1	1	0
Winnipeg	7	0	2	2	0
NHL Totals	189	19	54	73	112



NHL FIRSTS

Game: 12/29/16 at CGY
Goal: 2/4/17 at TBL
Assist: 2/9/17 at BUF



DEFENSE

BRANDON MONTOUR 62



CAREER STATS REGULAR SEASON														PLAYOFFS				
SEASON	TEAM	LEAGUE	GP	G	A	P	+/-	PIM	PP	SH	GW	S	S%	GP	G	A	P	PIM
2013-14	Waterloo	USHL	60	14	48	62	35	36	7	0	3	191	7.3	12	6	10	16	10
2014-15	UMass	H-East	21	3	17	20	-6	30	1	1	0	63	4.8	--	--	--	--	--
	Waterloo	USHL	17	6	15	21	-11	30	4	0	0	58	10.3	--	--	--	--	--
2015-16	Norfolk	AHL	14	1	9	10	10	8	0	0	0	26	3.8	--	--	--	--	--
	San Diego	AHL	68	12	45	57	0	42	6	0	3	165	7.3	9	0	5	5	8
2016-17	San Diego	AHL	36	13	19	32	17	34	3	0	3	148	8.8	--	--	--	--	--
	Anaheim	NHL	27	2	4	6	11	14	0	0	0	50	4.0	17	0	7	7	4
2017-18	Anaheim	NHL	80	9	23	32	16	42	5	1	5	160	5.6	--	--	--	--	--
2018-19	Anaheim	NHL	62	5	20	25	-16	40	0	0	2	126	4.0	--	--	--	--	--
	Buffalo	NHL	20	3	7	10	-4	16	1	0	0	55	5.5	--	--	--	--	--
	Canada	WC	3	0	0	0	-1	0	0	0	0	4	0.0	--	--	--	--	--
NHL Totals			189	19	54	73	7	112	6	1	7	391	4.9	--	--	--	--	--
Buffalo Totals			20	3	7	10	-4	16	1	0	0	55	5.5	--	--	--	--	--

SINGLE-GAME HIGHS

GOALS: 2, 3/14/18 vs. VAN
ASSISTS: 3, 12/12/18 vs. DAL
POINTS: 4, 12/12/18 vs. DAL (1+3)
PENALTY MINUTES: 4, (6x). Most recent: 3/7/19 at CHI
SHOTS: 8, 12/21/17 at NYI
TIME ON ICE: 29:36, 11/16/18 vs. TOR

LONGEST STREAKS

GOALS: 2 games, (2x). Most recent: 12/9/18 vs. NJD to 12/12/18 vs. DAL
ASSISTS: 4 games, 11/18/18 vs. COL to 11/25/18 at NSH
POINTS: 4 games, 11/18/18 vs. COL to 11/25/18 at NSH (1+5)

HAT TRICKS | 0

DATE	OPPONENT	GOALIE
N/A		

PENALTY SHOTS | 0-FOR-0

DATE	OPPONENT	GOALIE	RESULT
N/A			

SHOOTOUT STATS


GOALS	ATTEMPTS	PCT	GDC
2	4	50.0	0

HONORS AND AWARDS

PROFESSIONAL
 2016 AHL First All-Star Team
 2016 AHL All-Rookie Team
 2016 AHL All-Star Classic
 2017 AHL All-Star Classic

INTERNATIONAL
 2019 IIHF World Championship Silver Medal

AMATEUR
 2014 USHL Player of the Year
 2014 USHL Defenseman of the Year
 2014 USHL First All-Star Team
 2014 USHL All-Star Game
 2015 Hockey East All-Rookie Team



KAY-see NEHL-suhn

DEFENSE

CASEY NELSON



Born July 18, 1992 | Wisconsin Rapids, Wisconsin
6 ft 1 in | 185 lbs | Shoots Right

2018-19 | HIGHLIGHTS

- Set a career high with 38 games played and tied his previous high with five assists.
- Tallied an assist and a career-best plus-4 rating on Nov. 3 vs. Ottawa.
- Recorded assists in consecutive games on Nov. 27 vs. San Jose and Nov. 29 at Tampa Bay.
- Scored his fourth NHL goal on Nov. 19 at Pittsburgh.

PROFESSIONAL CAREER | HIGHLIGHTS

- Set career-high totals in goals (3), assists (5) and points (8) in 2017-18.
- Scored his first NHL goal while shorthanded on Feb. 11, 2018 vs. Colorado; joined Kevin O'Shea as the second player in Sabres history to tally his first career goal while shorthanded.
- Recorded 21 points (7+14) in 58 appearances for Rochester in his first AHL season in 2016-17.
- Scored his first professional goal in his AHL debut on Oct. 21, 2016 vs. Toronto.
- Tallied four assists in seven NHL games with the Sabres in 2015-16 following the completion of his collegiate career, including an assist in his NHL debut on March 26, 2016 vs. Winnipeg.
- Registered the first multi-point game of his NHL career with two assists on March 29, 2016 at Pittsburgh.

AMATEUR CAREER | HIGHLIGHTS

- Finished his tenure at Minnesota State University ranked 10th on the school's career scoring list for defensemen (NCAA DI era).
- Named the 2016 WCHA Defensive Player of the Year and earned All-WCHA First Team honors after leading all Mavericks defensemen in scoring in 2015-16 and ranking fourth on the team with 22 points (6+16) in 40 games during his junior year.
- Completed his sophomore season at Minnesota State with career highs in goals (7), assists (26) and points (33) while appearing in all 40 games for the Mavericks, ranking third on the team in scoring and earning All-WCHA Second Team and WCHA 2014-15 All-Academic Team selections, as well as the Mavericks' Most Improved Player award.
- His 33 points as a sophomore represented a 28-point increase from his rookie season and were the most by a Minnesota State defenseman in a single-season in the NCAA DI era.



NHL FIRSTS

Game: 3/26/16 vs. WPG
Goal: 2/11/18 vs. COL
Assist: 3/26/16 vs. WPG

CONTRACT STATUS: Signed through 2019-20 (\$812,500 AAV)


CAREER TRANSACTIONS: Signed by Buffalo as an unrestricted free agent, March 22, 2016.

SEASON HIGHS | 2018-19

Man Games Lost: 1, (4x). Most recent: 11/19/18 at PIT
Assists: 2, 3/29/16 at PIT
Points: 2, 3/29/16 at PIT (0+2)
Penalty Minutes: 5, 3/16/19 at CAR
Shots: 5, 2/1/18 vs. FLA
Time On Ice: 24:13, 3/2/18 at FLA

NELSON | vs NHL

Team	GP	G	A	P	PIM
Anaheim	2	0	1	1	0
Arizona	2	0	0	0	0
Boston	4	0	0	0	0
Buffalo	0	0	0	0	0
Calgary	3	1	0	1	0
Carolina	1	0	0	0	5
Chicago	1	0	0	0	2
Colorado	3	1	0	1	0
Columbus	2	0	1	1	0
Dallas	1	0	0	0	0
Detroit	7	0	2	2	2
Edmonton	2	0	0	0	0
Florida	4	0	0	0	2
Los Angeles	2	0	0	0	0
Minnesota	1	0	0	0	0
Montreal	5	0	0	0	0
Nashville	4	0	0	0	0
New Jersey	5	0	0	0	6
NY Islanders	3	0	1	1	0
NY Rangers	5	0	0	0	6
Ottawa	9	0	2	2	0
Philadelphia	1	0	0	0	0
Pittsburgh	4	1	2	3	4
San Jose	1	0	1	1	0
St. Louis	3	0	0	0	0
Tampa Bay	4	0	2	2	0
Toronto	8	1	0	1	2
Vancouver	1	0	0	0	0
Vegas	2	0	0	0	4
Washington	2	0	1	1	0
Winnipeg	1	0	1	1	0
NHL Totals	93	4	14	18	33



DEFENSE

CASEY NELSON 8



CAREER STATS REGULAR SEASON														PLAYOFFS				
SEASON	TEAM	LEAGUE	GP	G	A	P	+/-	PIM	PP	SH	GW	S	S%	GP	G	A	P	PIM
2010-11	Alaska	NAHL	29	1	5	6	-5	8	--	--	--	--	--	--	--	--	--	--
2011-12	Alaska	NAHL	56	1	19	20	2	14	--	--	--	--	--	--	--	--	--	--
2012-13	Johnstown	NAHL	56	10	22	32	-6	42	--	--	--	--	--	2	0	0	0	0
2013-14	Minnesota State	WCHA	19	1	4	5	--	6	0	0	0	34	2.9	--	--	--	--	--
2014-15	Minnesota State	WCHA	40	7	26	33	19	16	4	0	2	--	--	--	--	--	--	--
2015-16	Minnesota State	WCHA	40	6	16	22	14	22	0	0	0	107	5.6	--	--	--	--	--
	Buffalo	NHL	7	0	4	4	1	8	0	0	0	5	0.0	--	--	--	--	--
2016-17	Rochester	AHL	58	7	14	21	-10	24	2	0	0	111	6.3	--	--	--	--	--
	Buffalo	NHL	11	0	0	0	-3	4	0	0	0	10	0.0	--	--	--	--	--
2017-18	Rochester	AHL	40	2	9	11	14	16	0	1	75	2.7		1	0	0	0	0
	Buffalo	NHL	37	3	5	8	-14	8	0	1	0	48	6.3	--	--	--	--	--
2018-19	Buffalo	NHL	38	1	5	6	1	13	0	0	0	37	2.7	--	--	--	--	--
	Rochester	AHL	5	0	1	1	-1	4	0	0	0	8	0.0	--	--	--	--	--
NHL Totals			93	4	14	18	-15	33	0	1	0	100	4.0	--	--	--	--	--
Buffalo Totals			93	4	14	18	-15	33	0	1	0	100	4.0	--	--	--	--	--

SINGLE-GAME HIGHS

GOALS: 1, (4x). Most recent: 11/19/18 at PIT
ASSISTS: 2, 3/29/16 at PIT
POINTS: 2, 3/29/16 at PIT (0+2)
PENALTY MINUTES: 5, 3/16/19 at CAR
SHOTS: 5, 2/1/18 vs. FLA
TIME ON ICE: 24:13, 3/2/18 at FLA

LONGEST STREAKS

GOALS: N/A
ASSISTS: 3 games, 3/26/16 vs. WPG to 3/29/16 at PIT
POINTS: 3 games, (2x). Most recent: 2/11/18 vs. COL to 2/15/18 at OTT (1+2)

HAT TRICKS | 0

DATE	OPPONENT	GOALIE
N/A		

PENALTY SHOTS | 0-FOR-0

DATE	OPPONENT	GOALIE	RESULT
N/A			


SHOOTOUT STATS

GOALS	ATTEMPTS	PCT	GDC
N/A			

HONORS AND AWARDS

AMATEUR
 2013 NAHL Top Prospects Game
 2014 WCHA Champion
 2015 WCHA Champion
 2015 WCHA Second All-Star Team
 2016 WCHA Defensive Player of the Year
 2016 WCHA First All-Star Team
 2016 WCHA All-Tournament Team
 2016 WCHA All-Academic Team





KIGHL oh-POH-soh

RIGHT WING

KYLE OKPOSO

Born April 16, 1988 | St. Paul, Minnesota
6 ft 0 in | 216 lbs | Shoots Right



2018-19 | HIGHLIGHTS

- Served as an alternate captain for the Sabres for the third straight season.
- Played 78 games, marking his highest total as a member of the Sabres.
- Buffalo was 16-7-3 when he recorded at least a point, including a 3-0-0 record in his multi-point games.
- Appeared in his 700th career NHL game on Dec. 8 vs. Philadelphia.
- Recorded his 300th NHL assist on April 6 at Detroit.

PROFESSIONAL CAREER | HIGHLIGHTS

- Has served as one of his team's alternate captains in nine of his 10 full NHL seasons.
- Represented the Sabres at the 2017 NHL All-Star Game in Nashville, tallying one assist for the Atlantic Division team.
- Ranked first or second on the team in scoring in five of his eight full NHL seasons with the New York Islanders.
- Played in his 500th NHL game on Feb. 9, 2016 at Columbus.
- Led all Islanders with career-high totals in goals (27), assists (42) and points (69) in 2013-14; his 54 even-strength points and 32 even-strength assists each ranked 10th in the NHL.
- Scored his 100th NHL goal on Oct. 14, 2014 at NY Rangers.
- Tied for the Islanders' team lead with three goals in the 2013 postseason, adding one assist in six games in his first Stanley Cup Playoff series.

AMATEUR CAREER | HIGHLIGHTS

- Named to the All-WCHA Second Team and WCHA All-Rookie Team in 2006-07 after finishing his first collegiate season ranked second among all University of Minnesota skaters with 19 goals and 40 points in 40 games.
- Was named a USHL First-Team All-Star and earned USHL Rookie of the Year honors after ranking second among Des Moines Buccaneers skaters and sixth in the league with 58 points (27+31) in 50 games during the 2005-06 season.
- Wrapped up his sole USHL season by leading the league in playoff scoring with 16 points (5+11) in 11 games, earning Playoff MVP honors and leading Des Moines to a Clark Cup championship.

INTERNATIONAL CAREER | HIGHLIGHTS

- Has represented the United States at the IIHF World Championship on three separate occasions (2009, 2010, 2012).
- Recorded six points (1+5) in six games at the 2008 IIHF World Junior Championship in the Czech Republic.
- Won a bronze medal as an 18-year-old at the 2007 IIHF World Junior Championship in Sweden.

CONTRACT STATUS: Signed through 2022-23
(\$6 million AAV)

CAREER TRANSACTIONS: Signed by Buffalo as an unrestricted free agent, July 1, 2016; Selected by NY Islanders in the first round (seventh overall) of the 2006 NHL Draft.

SEASON HIGHS | 2018-19

Man Games Lost: 4
Most Goals: 1, (14x). Most recent: 4/4/19 vs. OTT
Most Assists: 2, (2x). Most recent: 11/19/18 at PIT
Most Points: 2, (3x). Most recent: 11/19/18 at PIT (0+2)
Most Shots: 5, (2x). Most recent: 3/31/19 at CBJ
Highest TOI: 20:34, 10/11/18 vs. COL

OKPOSO | vs NHL

Team	GP	G	A	P	PIM
Anaheim	12	6	6	12	2
Arizona	14	4	8	12	18
Boston	35	7	18	25	12
Buffalo	24	3	14	17	16
Calgary	14	2	8	10	20
Carolina	36	8	12	20	16
Chicago	15	8	4	12	4
Colorado	15	2	2	4	8
Columbus	21	8	6	14	6
Dallas	14	6	4	10	6
Detroit	22	7	5	12	6
Edmonton	14	7	7	14	8
Florida	33	7	8	15	24
Los Angeles	15	0	7	7	14
Minnesota	18	3	7	10	12
Montreal	31	5	7	12	16
Nashville	13	7	5	12	2
New Jersey	46	8	16	24	18
NY Islanders	8	2	3	5	2
NY Rangers	46	10	18	28	39
Ottawa	36	10	13	23	14
Philadelphia	45	9	16	25	23
Pittsburgh	46	14	21	35	34
San Jose	14	5	10	15	10
St. Louis	17	3	8	11	2
Tampa Bay	31	7	14	21	23
Toronto	36	6	16	22	24
Vancouver	13	3	10	13	6
Vegas	3	0	3	3	0
Washington	33	11	11	22	16
Winnipeg	28	9	13	22	14
NHL Totals	748	187	300	487	415



NHL FIRSTS

Game: 3/18/08 vs. TOR
Goal: 3/21/08 at NJD
Assist: 3/21/08 at NJD



RIGHT WING

KYLE OKPOSO 21



CAREER STATS REGULAR SEASON														PLAYOFFS					
SEASON	TEAM	LEAGUE	GP	G	A	P	+/-	PIM	PP	SH	GW	S	S%	GP	G	A	P	PIM	
2004-05	Shattuck-St. Mary's	Minn.HS	65	47	45	92	--	72	--	--	--	--	--	--	--	--	--	--	--
	United States	WHC-17	5	2	2	4	--	2	--	--	--	--	--	--	--	--	--	--	--
2005-06	Des Moines	USHL	50	27	31	58	28	56	4	4	8	--	--	11	5	11	16	8	
2006-07	Minnesota	WCHA	40	19	21	40	--	34	6	1	3	--	--	--	--	--	--	--	--
	United States	WJC	7	0	1	1	-1	12	0	0	0	15	0.0	--	--	--	--	--	--
2007-08	Bridgeport	AHL	35	9	19	28	0	12	4	0	2	76	11.8	--	--	--	--	--	--
	Minnesota	WCHA	18	7	4	11	--	6	4	0	1	--	--	--	--	--	--	--	--
	NY Islanders	NHL	9	2	3	5	3	2	1	0	1	15	13.3	--	--	--	--	--	--
2008-09	United States	WJC	6	1	5	6	2	2	0	0	0	17	5.9	--	--	--	--	--	--
	NY Islanders	NHL	65	18	21	39	-6	36	9	0	3	165	10.9	--	--	--	--	--	--
	United States	WC	9	2	3	5	3	10	1	0	0	22	9.1	--	--	--	--	--	--
2009-10	Bridgeport	AHL	--	--	--	--	--	--	--	--	--	--	--	2	1	0	1	2	
	NY Islanders	NHL	80	19	33	52	-22	34	4	0	4	249	7.6	--	--	--	--	--	--
2010-11	United States	WC	6	1	2	3	2	0	0	0	0	9	11.1	--	--	--	--	--	--
	NY Islanders	NHL	38	5	15	20	3	40	0	0	2	72	6.9	--	--	--	--	--	--
2011-12	NY Islanders	NHL	79	24	21	45	-15	46	3	0	2	152	15.8	--	--	--	--	--	--
	United States	WC	8	2	1	3	2	0	0	0	0	17	11.8	--	--	--	--	--	--
2012-13	NY Islanders	NHL	48	4	20	24	-2	38	0	0	0	101	4.0	6	3	1	4	5	
2013-14	NY Islanders	NHL	71	27	42	69	-9	51	5	0	4	195	13.8	--	--	--	--	--	--
2014-15	NY Islanders	NHL	60	18	33	51	-8	12	6	0	2	195	9.2	7	2	1	3	2	
2015-16	NY Islanders	NHL	79	22	42	64	-4	51	7	0	4	202	10.9	11	2	6	8	4	
2016-17	Buffalo	NHL	65	19	26	45	-7	24	7	0	2	156	12.2	--	--	--	--	--	
2017-18	Buffalo	NHL	76	15	29	44	-34	40	6	0	2	161	9.3	--	--	--	--	--	
2018-19	Buffalo	NHL	78	14	15	29	-9	41	7	0	2	147	9.5	--	--	--	--	--	
NHL Totals			748	187	300	487	-110	415	55	0	28	1,810	10.3	24	7	8	15	11	
Buffalo Totals			219	48	70	118	-50	105	20	0	6	464	10.3	--	--	--	--	--	

SINGLE-GAME HIGHS

- GOALS:** 4, 1/16/15 vs. PIT
- ASSISTS:** 3, (6x). Most recent: 1/9/18 vs. WPG
- POINTS:** 4, (2x). Most recent: 2/7/16 vs. EDM (3+1)
- PENALTY MINUTES:** 16, 2/11/11 vs. PIT
- SHOTS:** 10, 1/2/16 at PIT
- TIME ON ICE:** 28:20, 4/11/10 at WSH

LONGEST STREAKS

- GOALS:** 5 games, 3/24/12 at TBL to 3/31/12 vs. BOS
- ASSISTS:** 5 games, 2/6/16 at DET to 2/13/16 at CAR
- POINTS:** 8 games, (2x). Most recent: 12/17/13 vs. TBL to 1/2/14 vs. CHI (6+7)

HAT TRICKS | 2

DATE	OPPONENT	GOALIE
Jan. 16, 2015	vs. Pittsburgh	Marc-Andre Fleury
Feb. 7, 2016	vs. Edmonton	Cam Talbot (2), Anders Nilsson (1)

PENALTY SHOTS | 0-FOR-2

DATE	OPPONENT	GOALIE	RESULT
Oct. 10, 2008	at New Jersey	Martin Brodeur	Unsuccessful
Jan. 19, 2010	at Pittsburgh	Brent Johnson	Unsuccessful

SHOOTOUT STATS

GOALS	ATTEMPTS	PCT	GDC
14	43	32.6	9

HONORS AND AWARDS

- PROFESSIONAL**
 - 2017 NHL All-Star Game
- INTERNATIONAL**
 - 2007 IIHF World Junior Championship Bronze Medal
- AMATEUR**
 - 2006 Clark Cup Champion (USHL)
 - 2006 Clark Cup Playoff MVP
 - 2006 USHL First All-Star Team
 - 2006 USHL Rookie of the Year
 - 2007 WCHA Champion
 - 2007 WCHA Second All-Star Team
 - 2007 WCHA All-Rookie Team



SAM REINHART

CENTER **SAM REINHART**

Born November 6, 1995 | West Vancouver, British Columbia
6 ft 1 in | 194 lbs | Shoots Right



2018-19 | HIGHLIGHTS

- Set career-high totals in assists (43) and points (65).
- His 50 even-strength points shattered his previous single-season best (32 in 2015-16). He joined Jack Eichel (56 even-strength points) as the first Sabres to post at least 50 in a season since Derek Roy (53) and Jason Pominville (50) in 2007-08.
- Tied for the league lead with three game-deciding shootout goals; it was the highest total by a Sabre since Ales Kotalik's franchise-record four in 2006-07 and 2008-09.
- Was one of three players to appear in all 82 games for the Sabres.
- Recorded a career-best 11-game point streak (5+13) from Nov. 27 vs. San Jose to Dec. 18 vs. Florida.
- Posted a career-high three assists on Dec. 16 at Boston.
- Logged his third career hat trick on Feb. 23 vs. Washington.

PROFESSIONAL CAREER | HIGHLIGHTS

- The Sabres are 31-5-7 (.802) in his career when he records at least two points.
- With Jack Eichel in 2017-18, became the first pair of 25-goal scorers under 23 years of age for the Sabres since Alexander Mogilny and Donald Audette each topped 25 as 22-year-olds in the 1991-92 season.
- Ranked second among all Sabres skaters in goals (23) and third in points (42) in 2015-16.
- His 23 goals in 2015-16 were the eighth-most by a rookie in Sabres franchise history and tied for third-most among all NHL rookies that season.
- Scored his first career hat trick on Jan. 10, 2016 at Winnipeg, becoming the first Sabres rookie to record a hat trick since Jason Pominville on Jan. 14, 2006 vs. Los Angeles.
- Scored his first NHL goal on Oct. 17, 2015 at Tampa Bay.
- Logged 13:37 of ice time in his first NHL game on Oct. 9, 2014 vs. Columbus, becoming the third-youngest player (18 years, 338 days) ever to dress for the Sabres on opening day.
- Recorded his first NHL point with an assist on Oct. 25, 2014 at San Jose.

AMATEUR CAREER | HIGHLIGHTS

- Served as captain for the Kootenay Ice (WHL) in 2013-14 and 2014-15.
- Named a WHL Second Team All-Star in 2014-15 after recording 65 points (19+46) in 47 games, leading all Kootenay skaters with 1.38 points per game.
- Tied for fourth in the WHL in scoring with 105 points and ranked second with 69 assists in 2013-14, earning WHL Player of the Year, WHL Sportsmanlike Player of the Year and CHL Sportsman of the Year awards, and earning a spot on the WHL First All-Star Team.
- Was named a WHL Second-Team All-Star after leading Kootenay with 85 points (35+50) in 72 games in his second full WHL season in 2012-13.
- Won the WHL Rookie of the Year Award in 2011-12 after posting 62 points (28+34) and only two penalty minutes in 67 games.

INTERNATIONAL CAREER | HIGHLIGHTS

- Earned a silver medal with Canada at the 2019 IIHF World Championship in Slovakia, posting five points (3+2) in 10 contests.
- Won gold with Canada at the 2016 IIHF World Championship in Russia, recording four assists in 10 games.
- Named to the tournament All-Star Team at the 2015 World Junior Championship after tying for the tournament lead in both goals (5) and points (11) and scoring the tournament-winning goal for Team Canada.
- Posted five points (2+3) in seven games for Canada at the 2014 IIHF World Junior Championship in Sweden.

CONTRACT STATUS: Signed through 2019-20 (\$3.65 million AAV)

CAREER TRANSACTIONS: Selected by Buffalo in the first round (second overall) of the 2014 NHL Draft.

SEASON HIGHS | 2018-19

Man Games Lost: 0
Most Goals: 3, 2/23/19 vs. WSH
Most Assists: 3, 12/16/18 at BOS
Most Points: 3, (2x). Most recent: 2/23/19 vs. WSH (3+0)
Most Shots: 7, 1/29/19 at CBJ
Highest TOI: 25:20, 4/2/19 vs. NSH

REINHART | vs NHL

Team	GP	G	A	P	PIM
Anaheim	10	1	8	9	2
Arizona	8	2	4	6	2
Boston	17	2	9	11	4
Buffalo	0	0	0	0	0
Calgary	8	0	4	4	2
Carolina	13	0	7	7	0
Chicago	8	1	3	4	0
Colorado	8	3	1	4	4
Columbus	12	5	1	6	0
Dallas	8	1	1	2	2
Detroit	16	5	4	9	6
Edmonton	8	1	4	5	0
Florida	17	9	9	18	2
Los Angeles	8	1	1	2	2
Minnesota	8	3	2	5	4
Montreal	17	2	4	6	0
Nashville	8	6	1	7	2
New Jersey	12	2	1	3	0
NY Islanders	12	2	4	6	0
NY Rangers	11	3	7	10	2
Ottawa	16	6	8	14	6
Philadelphia	12	2	4	6	6
Pittsburgh	12	2	5	7	4
San Jose	9	0	5	5	2
St. Louis	7	2	2	4	0
Tampa Bay	16	6	2	8	0
Toronto	18	6	9	15	2
Vancouver	8	4	1	5	0
Vegas	4	1	1	2	0
Washington	12	5	4	9	4
Winnipeg	8	4	2	6	2
NHL Totals	331	87	118	205	60



NHL FIRSTS

Game: 10/9/14 vs. CBJ
Goal: 10/17/15 at TBL
Assist: 10/25/15 at SJS



CENTER SAM REINHART 23



CAREER STATS REGULAR SEASON														PLAYOFFS				
SEASON	TEAM	LEAGUE	GP	G	A	P	+/-	PIM	PP	SH	GW	S	S%	GP	G	A	P	PIM
2010-11	Vancouver	BCMML	34	38	40	78	--	6	--	--	--	--	--	--	--	--	--	--
	Kootenay	WHL	4	2	0	2	4	0	0	1	--	--	--	1	0	0	0	0
2011-12	Kootenay	WHL	67	28	34	62	16	2	6	0	5	--	--	4	1	1	2	0
	Canada	WJ18	7	2	4	6	1	0	2	0	0	22	9.1	--	--	--	--	--
2012-13	Kootenay	WHL	72	35	50	85	8	22	9	2	7	--	--	5	0	1	1	4
	Canada	WJ18	7	3	4	7	7	2	0	1	1	21	14.3	--	--	--	--	--
2013-14	Kootenay	WHL	60	36	69	105	24	11	12	2	6	--	--	13	6	17	23	2
	Canada	WJC	7	2	3	5	5	0	1	0	0	8	25.0	--	--	--	--	--
2014-15	Kootenay	WHL	47	19	46	65	6	20	7	1	2	--	--	7	6	3	9	8
	Buffalo	NHL	9	0	1	1	-1	2	0	0	3	0.0	0.0	--	--	--	--	--
	Canada	WJC	7	5	6	11	13	6	1	0	3	20	25.0	--	--	--	--	--
	Rochester	AHL	3	0	3	3	0	0	0	0	0	5	0.0	--	--	--	--	--
2015-16	Buffalo	NHL	79	23	19	42	-8	8	8	0	3	165	13.9	--	--	--	--	--
	Canada	WC	10	0	4	4	3	0	0	0	0	7	0.0	--	--	--	--	--
2016-17	Buffalo	NHL	79	17	30	47	-11	8	9	0	3	178	9.6	--	--	--	--	--
2017-18	Buffalo	NHL	82	25	25	50	-24	26	12	0	5	188	13.3	--	--	--	--	--
2018-19	Buffalo	NHL	82	22	43	65	-10	16	2	0	1	180	12.2	--	--	--	--	--
	Canada	WC	10	3	2	5	3	0	1	0	0	27	11.1	--	--	--	--	--
NHL Totals			331	87	118	205	-54	60	31	0	12	714	12.2	--	--	--	--	--
Buffalo Totals			331	87	118	205	-54	60	31	0	12	714	12.2	--	--	--	--	--

SINGLE-GAME HIGHS

- GOALS:** 3, (3x). Most recent: 2/23/19 vs. WSH
- ASSISTS:** 3, 12/16/18 at BOS
- POINTS:** 3, (9x). Most recent: 2/23/19 vs. WSH (3+0)
- PENALTY MINUTES:** 4, (2x). Most recent: 2/1/18 at OTT
- SHOTS:** 7, (2x). Most recent: 1/29/19 at CBJ
- TIME ON ICE:** 25:20, 4/2/19 vs. NSH

LONGEST STREAKS

- GOALS:** 4 games, 11/29/18 at TBL to 12/4/18 vs. TOR
- ASSISTS:** 7 games, 12/4/18 vs. TOR to 12/18/18 vs. FLA
- POINTS:** 11 games, 11/27/18 vs. SJS to 12/18/18 vs. FLA (5+13)

HAT TRICKS | 3

DATE	OPPONENT	GOALIE
Jan. 10, 2016	at Winnipeg	Connor Hellebuyck
March 31, 2018	at Nashville	Pekka Rinne (2), Juuse Saros (1)
Feb. 23, 2019	vs. Washington	Braden Holtby (2), Empty Net (1)

PENALTY SHOTS | 0-FOR-0

DATE	OPPONENT	GOALIE	RESULT
N/A			


SHOOTOUT STATS

GOALS	ATTEMPTS	PCT	GDG
7	17	41.2	4

HONORS AND AWARDS

- INTERNATIONAL**
- 2012 IIHF U18 World Championship Bronze Medal
 - 2013 IIHF U18 World Championship Gold Medal
 - 2013 Hlinka Memorial Gold Medal
 - 2015 IIHF World Junior Championship Gold Medal
 - 2015 IIHF World Junior Championship All-Star Team
 - 2015 IIHF World Junior Championship Top 3 Player (Canada)
 - 2016 IIHF World Championship Gold Medal
 - 2019 IIHF World Championship Silver Medal

- AMATEUR**
- 2011 WHL Champion
 - 2012 WHL Rookie of the Year
 - 2013 WHL (East) Second All-Star Team
 - 2014 CHL Sportsman of the Year
 - 2014 WHL Player of the Year
 - 2014 WHL Most Sportsmanlike Player
 - 2014 WHL (East) First All-Star Team
 - 2014 Super Series (Team WHL)
 - 2015 WHL (East) Second All-Star Team



RAS-muhs rihs-toh-LIGH-nehn

DEFENSE

RASMUS RISTOLAINEN

Born October 27, 1994 | Turku, Finland
6 ft 4 in | 220 lbs | Shoots Right



2018-19 | HIGHLIGHTS

- With 38 assists and 43 points in 78 games, finished one assist and two points shy of his career-high totals set in the 2016-17 season.
- Became just the third defenseman in Sabres history to record 40 points in at least four consecutive seasons, joining Phil Housley and Jerry Korab.
- Ended the season ranked among the franchise's top 15 defensemen in goals (13th), assists (9th), points (9th), and game-winning goals (T-10th).
- With his fourth career overtime goal on Nov. 8 at Montreal, he passed Phil Housley and Tyler Myers for most ever by a Sabres defenseman.
- Recorded 10 points (1+9) in 10 games from Dec. 4 vs. Toronto to Dec. 27 at St. Louis and later recorded points in nine of 10 games (0+9) from Jan. 14 at Edmonton to Feb. 9 vs. Detroit.

PROFESSIONAL CAREER | HIGHLIGHTS

- The Sabres are 21-4-5 in his career when he records at least two points.
- Has ranked among league leaders in ice time per game in each of the last four seasons; since the NHL began tracking ice time in 1997-98, only Alexei Zhitnik (25:32) has averaged more minutes for the team than Ristolainen's 24:14 per game.
- Recorded an assist on 20.2 percent of his teammates' goals in 2016-17, joining Phil Housley (22.6% in 1989-90) as just the second Sabres defenseman ever to record an assist on more than 20 percent of his teammates' goals in a season.
- His career-high 39 assists in 2016-17 tied him for seventh among all NHL defensemen and were the 19th-most by a defenseman in franchise history, making him only the second Sabres defenseman in 20 years to reach this mark (Brian Campbell, 42 in 2006-07).
- Ranked third among all Sabres and ninth among all NHL defensemen with 202 shots in 2015-16, becoming the first Sabres defenseman to record 200 shots in a season since Phil Housley (1989-90).
- Registered the first hat trick of his career on Dec. 10, 2015 at Calgary, becoming the sixth Sabres defenseman to record a hat trick and the first since Phil Housley (1/22/88 vs. NY Rangers); he also became one of only two Sabres defensemen to score three goals in a single period, joining Jerry Korab (11/19/78 vs. Minnesota) and the youngest NHL defenseman to score a hat trick (21 years, 44 days) since Hannu Virta (19 years, 362 days) did so for the Sabres on 3/19/83 at Montreal.

AMATEUR CAREER | HIGHLIGHTS

- Joined the TPS under-20 team for the 2013 playoffs after spending the 2012-13 season with the senior team, posting three points (2+1) and a plus-5 rating in five games.
- Helped lead the TPS U-18 squad to the finals in 2011, tallying eight points (5+3) in 13 playoff appearances.

INTERNATIONAL CAREER | HIGHLIGHTS

- Represented Finland at the 2016 World Cup of Hockey in Canada.
- Scored the gold medal-clinching overtime goal for Finland at the 2014 IIHF World Junior Championship in Malmö, Sweden, capping a tournament performance that earned him Best Defenseman honors and a spot on the tournament All-Star Team.
- Recorded six points (2+4) in six games for Finland at the 2013 IIHF World Junior Championship in Ufa, Russia.
- Appeared in his first of three World Junior Championships as a 17-year-old in 2012, recording three assists in seven games for Finland.

CONTRACT STATUS: Signed through 2021-22 (\$5.4 million AAV)

CAREER TRANSACTIONS: Selected by Buffalo in the first round (eighth overall) of the 2013 NHL Draft.

SEASON HIGHS | 2018-19

Man Games Lost: 4
Most Goals: 1, (5x). Most recent: 1/5/19 at BOS
Most Assists: 2, (6x). Most recent: 4/6/19 at DET
Most Points: 2, (6x). Most recent: 4/6/19 at DET (0+2)
Most Shots: 6, (5x). Most recent: 3/12/19 vs. DAL
Highest TOI: 31:43, 12/15/18 at WSH


RISTOLAINEN | vs NHL

Team	GP	G	A	P	PIM
Anaheim	12	2	2	4	2
Arizona	10	2	6	8	12
Boston	21	4	2	6	6
Buffalo	0	0	0	0	0
Calgary	11	4	4	8	0
Carolina	14	0	3	3	4
Chicago	11	0	7	7	12
Colorado	10	1	4	5	2
Columbus	13	2	5	7	10
Dallas	10	0	1	1	0
Detroit	21	1	15	16	10
Edmonton	11	2	12	14	0
Florida	20	3	6	9	12
Los Angeles	12	1	5	6	2
Minnesota	9	2	2	4	19
Montreal	21	2	4	6	6
Nashville	11	1	5	6	2
New Jersey	16	1	4	5	6
NY Islanders	17	1	5	6	4
NY Rangers	17	2	3	5	4
Ottawa	20	1	11	12	13
Philadelphia	16	0	9	9	8
Pittsburgh	15	0	5	5	17
San Jose	11	1	3	4	4
St. Louis	11	0	3	3	2
Tampa Bay	23	1	6	7	10
Toronto	21	0	7	7	28
Vancouver	12	2	6	8	6
Vegas	4	0	2	2	2
Washington	14	0	7	7	0
Winnipeg	10	0	4	4	6
NHL Totals	424	36	158	194	209



NHL FIRSTS

Game: 10/2/13 at DET
Goal: 10/25/13 at FLA
Assist: 3/29/14 vs. TBL



DEFENSE

RASMUS RISTOLAINEN 55



CAREER STATS REGULAR SEASON														PLAYOFFS				
SEASON	TEAM	LEAGUE	GP	G	A	P	+/-	PIM	PP	SH	GW	S	S%	GP	G	A	P	PIM
2009-10	TPS U18	FIN-U18	32	3	7	10	--	28	--	--	--	--	--	3	1	0	1	4
	TPS Jr.	FIN-Jr.	5	1	1	2	--	0	--	--	--	--	--	--	--	--	--	--
2010-11	TPS Jr.	FIN-Jr.	27	0	12	12	--	30	--	--	--	--	--	--	--	--	--	--
	TPS U18	FIN-U18	2	1	2	3	--	0	--	--	--	--	--	13	5	3	8	8
2011-12	TPS	SM-liiga	1	0	0	0	--	0	--	--	--	--	--	--	--	--	--	--
	TPS	SM-liiga	40	3	5	8	--	78	--	--	--	--	--	2	0	0	0	0
	TPS Jr.	FIN-Jr.	8	0	4	4	--	6	--	--	--	--	--	--	--	--	--	--
2012-13	Finland	WJC	7	0	3	3	1	0	0	0	0	8	0.0	--	--	--	--	--
	TPS	SM-liiga	52	3	12	15	--	32	--	--	--	--	--	--	--	--	--	--
	Finland	WJC	6	2	4	6	5	20	1	0	0	17	11.8	--	--	--	--	--
2013-14	TPS Jr.	FIN-Jr.	--	--	--	--	--	--	--	--	--	--	--	5	2	1	3	2
	Rochester	AHL	34	6	14	20	-2	22	4	1	0	66	9.1	5	0	2	2	2
	Buffalo	NHL	34	2	2	4	-15	6	0	0	0	52	3.8	--	--	--	--	--
2014-15	Finland	WJC	5	3	0	3	1	8	0	0	1	15	20.0	--	--	--	--	--
	Buffalo	NHL	78	8	12	20	-32	26	4	0	0	121	6.6	--	--	--	--	--
2015-16	Buffalo	NHL	82	9	32	41	-21	33	4	0	1	202	4.5	--	--	--	--	--
2016-17	Buffalo	NHL	79	6	39	45	-9	58	1	0	2	186	3.2	--	--	--	--	--
	Finland	WCH	3	0	0	0	-2	0	0	0	6	6	0.0	--	--	--	--	--
2017-18	Buffalo	NHL	73	6	35	41	-25	48	1	0	1	182	3.3	--	--	--	--	--
2018-19	Buffalo	NHL	78	5	38	43	-41	38	1	0	2	182	2.7	--	--	--	--	--
NHL Totals			424	36	158	194	-143	209	11	0	6	925	3.9	--	--	--	--	--
Buffalo Totals			424	36	158	194	-143	209	11	0	6	925	3.9	--	--	--	--	--

SINGLE-GAME HIGHS

- GOALS:** 3, 12/10/15 at CGY
- ASSISTS:** 3, (4x). Most recent: 3/31/18 at NSH
- POINTS:** 3, (6x). Most recent: 3/31/18 at NSH (0+3)
- PENALTY MINUTES:** 15, (2x). Most recent: 1/4/18 at MIN
- SHOTS:** 8, 3/15/18 vs. TOR
- TIME ON ICE:** 35:24, 1/20/17 vs. DET

LONGEST STREAKS

- GOALS:** 3 games, 3/26/15 vs. ARI to 3/30/15 at ARI
- ASSISTS:** 6 games, 2/12/17 vs. VAN to 2/25/17 at COL
- POINTS:** 6 games, 2/12/17 vs. VAN to 2/25/17 at COL (0+6)

HAT TRICKS | 1

DATE	OPPONENT	GOALIE	RESULT
Dec. 10, 2015	at Calgary	Jonas Hiller	

PENALTY SHOTS | 0-FOR-0


DATE	OPPONENT	GOALIE	RESULT
N/A			

SHOOTOUT STATS

GOALS	ATTEMPTS	PCT	GDC
1	1	100.0	0

HONORS AND AWARDS

- INTERNATIONAL**
- 2014 IIHF World Junior Championship Gold Medal
- 2014 IIHF World Junior Championship Best Defenseman
- 2014 IIHF World Junior Championship All-Star Team



EH-vuhn rahd-REE-geh-z

LEFT WING

EVAN RODRIGUES

Born July 28, 1993 | Toronto, Ontario
5 ft 11 in | 184 lbs | Shoots Right



2018-19 | HIGHLIGHTS

- Set career-high marks in games played (74), goals (9), assists (20) and points (29) for the second consecutive season after spending the entire season with Buffalo for the first time in his career.
- The Sabres were 16-5-3 in games in which he recorded a point and 6-2-1 when he scored a goal.
- Scored goals in four straight games from Jan. 14 to 29, topping his previous career-high goal and point streaks.
- Tied his previous single-game high in points (2) five times and matched his previous career high in assists (2) three times.
- Logged a career-high 22:07 of ice time on Dec. 31 vs. NY Islanders.

PROFESSIONAL CAREER | HIGHLIGHTS

- Recorded his first NHL multi-goal game with two goals on Dec. 10, 2017 at St. Louis.
- Registered 30 points (9+21) in 48 games with Rochester in 2016-17, matching his 2015-16 rookie AHL totals in goals, assists and points in 24 fewer games.
- Ranked second among Amerks rookies in 2015-16 and tied for sixth over all on the team in scoring with 30 points (9+21) in 72 games.
- Made his NHL debut on April 8, 2016 vs. Columbus, recording five shots on goal.
- Scored his first NHL goal and added his first NHL assist on April 9, 2016 vs. NY Islanders.

AMATEUR CAREER | HIGHLIGHTS

- Set career highs in all offensive categories in 2014-15 while serving as assistant captain as a senior at Boston University, recording 61 points (21+40) in 41 games for the Terriers.
- Ranked second in the nation in 2014-15 in assists (40) and points (61), trailing only teammate Jack Eichel.
- Helped lead the Terriers to the 2015 Hockey East title and an appearance in the 2015 NCAA National Championship Game.
- Named the Most Outstanding Player of the 2015 Northeast Regional, was selected to the All-Regional Team (NCAA Tournament) and the Hockey East All-Tournament Team, and was named a Hockey East Second-Team All-Star as a senior.
- Led all Boston University skaters in points (4) and goals (3) during the 2015 NCAA Tournament.
- Named to the 2014 Hockey East All-Academic Team.
- Was named a Hockey East Second-Team All-Star and selected as the 2013 recipient of Paul Hines Award after his sophomore season, given annually to Most Improved NCAA Player in New England.

CONTRACT STATUS: Signed through 2019-20
(\$2 million AAV)

CAREER TRANSACTIONS: Signed by Buffalo as an unrestricted free agent, April 22, 2015.

NHL HIGHS | 2018-19

Man Games Lost: 2
Most Goals: 1, (9x). Most recent: 3/17/19 vs. STL
Most Assists: 2, (3x). Most recent: 4/2/19 vs. NSH
Most Points: 2, (5x). Most recent: 4/2/19 vs. NSH (0+2)
Most Shots: 6, (2x). Most recent: 1/18/19 at VAN
Highest TOI: 22:07, 12/31/18 vs. NYI


RODRIGUES | vs NHL

Team	GP	G	A	P	PIM
Anaheim	4	0	1	1	2
Arizona	5	2	2	4	0
Boston	7	1	3	4	2
Buffalo	0	0	0	0	0
Calgary	2	1	0	1	0
Carolina	5	1	1	2	0
Chicago	5	0	3	3	4
Colorado	6	1	1	2	0
Columbus	7	3	1	4	2
Dallas	3	0	0	0	0
Detroit	6	1	1	2	0
Edmonton	3	1	0	1	0
Florida	7	0	1	1	2
Los Angeles	4	0	2	2	0
Minnesota	2	1	0	1	0
Montreal	6	0	2	2	0
Nashville	5	0	3	3	2
New Jersey	5	0	1	1	2
NY Islanders	6	2	2	4	0
NY Rangers	6	0	1	1	4
Ottawa	7	1	1	2	2
Philadelphia	6	1	2	3	2
Pittsburgh	4	0	1	1	0
San Jose	3	0	0	0	4
St. Louis	6	3	0	3	2
Tampa Bay	10	1	3	4	0
Toronto	10	0	2	2	5
Vancouver	4	1	2	3	2
Vegas	2	0	1	1	0
Washington	5	0	2	2	6
Winnipeg	3	0	2	2	0
NHL Totals	154	21	41	62	43



NHL FIRSTS

Game: 4/8/16 vs. CBJ
Goal: 4/9/16 at NYI
Assist: 4/9/16 at NYI



LEFT WING

EVAN RODRIGUES 71



CAREER STATS REGULAR SEASON														PLAYOFFS					
SEASON	TEAM	LEAGUE	GP	G	A	P	+/-	PIM	PP	SH	CW	S	S%	GP	G	A	P	PIM	
2011-12	Boston Univ.	H-East	36	2	10	12	--	24	1	0	0	--	--	--	--	--	--	--	--
2012-13	Boston Univ.	H-East	38	14	20	34	--	28	3	2	0	--	--	--	--	--	--	--	--
2013-14	Boston Univ.	H-East	31	5	9	14	--	20	1	0	0	--	--	--	--	--	--	--	--
2014-15	Boston Univ.	H-East	41	21	40	61	--	31	5	0	5	--	--	--	--	--	--	--	--
2015-16	Rochester	AHL	72	9	21	30	-15	39	2	0	1	160	5.6	--	--	--	--	--	--
	Buffalo	NHL	2	1	1	2	2	0	0	0	0	8	12.5	--	--	--	--	--	--
2016-17	Rochester	AHL	48	9	21	30	-2	27	1	0	1	121	7.4	--	--	--	--	--	--
	Buffalo	NHL	30	4	2	6	-7	4	1	0	0	51	7.7	--	--	--	--	--	--
2017-18	Buffalo	NHL	48	7	18	25	-10	14	1	0	0	91	7.7	--	--	--	--	--	--
	Rochester	AHL	8	5	5	10	-1	2	3	0	0	21	23.8	--	--	--	--	--	--
2018-19	Buffalo	NHL	74	9	20	29	-7	25	2	0	1	168	5.4	--	--	--	--	--	--
NHL Totals			154	21	41	62	-22	43	4	0	1	318	6.6	--	--	--	--	--	--
Buffalo Totals			154	21	41	62	-22	43	4	0	1	318	6.6	--	--	--	--	--	--

SINGLE-GAME HIGHS			
GOALS:	2, 12/10/18 at STL		
ASSISTS:	2, (6x). Most recent: 4/2/19 vs. NSH		
POINTS:	2, (12x). Most recent: 4/2/19 vs. NSH (0+2)		
PENALTY MINUTES:	5, 3/2/19 at TOR		
SHOTS:	6, (2x). Most recent: 1/18/19 at VAN		
TIME ON ICE:	22:07, 12/31/18 vs. NYI		
LONGEST STREAKS			
GOALS:	4 games, 1/14/19 at EDM to 1/29/19 at CBJ		
ASSISTS:	3 games, 4/4/18 vs. OTT to 4/7/18 at FLA		
POINTS:	4 games, 1/14/19 at EDM to 1/29/19 at CBJ (4+1)		
HAT TRICKS 0			
DATE	OPPONENT	GOALIE	
N/A			
PENALTY SHOTS 0-FOR-0			
DATE	OPPONENT	GOALIE	RESULT
N/A			
SHOOTOUT STATS			
GOALS	ATTEMPTS	PCT	GDC
0	1	0.0	0

HONORS AND AWARDS
AMATEUR
2013 Hockey East Second All-Star Team
2014 Hockey East All-Academic Team
2015 Hockey East Champion
2015 Hockey East All-Tournament Team
2015 Hockey East Second All-Star Team





MAHR-koh skan-DEHL-uh

DEFENSE

MARCO SCANDELLA



Born February 23, 1990 | Montreal, Quebec
6 ft 3 in | 212 lbs | Shoots Left

2018-19 | HIGHLIGHTS

- Scored six goals, marking his highest total since he scored 11 in 2014-15.
- Tallied his eighth career game-winning goal Oct. 8 vs. Vegas.
- Recorded assists in both games of a home-and-home series against the Ottawa Senators on Nov. 1 and 3, tallying assists in consecutive games for the 10th time of his career.
- Registered the 10th multi-point game of his career (1+1) on Dec. 29 vs. Boston.
- Appeared in his 500th NHL game on Feb. 9 vs. Detroit.

PROFESSIONAL CAREER | HIGHLIGHTS

- Played a full 82-game season for the first time in 2017-18; recorded a career-high 17 assists and finished one point shy of his career-best mark with 22 points.
- Recorded his 100th NHL point with an assist on Jan. 4, 2018 at Minnesota.
- Earned his seventh career game-winning goal (and third career overtime goal) by scoring with .2 seconds left in overtime on Feb. 22, 2018 at Detroit.
- Posted career-high totals in goals (11) and points (23) in 2014-15.
- Tied for second among all Minnesota Wild skaters and third among all NHL defensemen with four game-winning goals in 2014-15.
- Led Wild defensemen in goals (11) and hits (90) in 2014-15.
- Posted a career-best, four-game point streak (3+2) from Dec. 20 to 29, 2014.
- Tied the Wild's franchise record for most shots by a defenseman with a career-high eight on Feb. 3, 2015 vs. Chicago.
- Led the Wild in plus/minus rating, ranked first among team defensemen in shots and tied for first in goals during the 2015 playoffs.
- Scored a shorthanded goal in Game 2 of Western Conference Quarterfinal Series on April 19, 2014 at Colorado.
- Led team defensemen in scoring with two points (1+1) in the 2013 Western Conference Quarterfinal Series against the Chicago Blackhawks.
- Ranked second among NHL rookies in 2011-12 in blocked shots and ice time per game.

AMATEUR CAREER | HIGHLIGHTS

- Served as team captain for the Val-d'Or Foreurs (QMJHL) in 2008-09 and 2009-10.
- Ranked third among all QMJHL defensemen in points per game with 31 points (9+22) in 31 regular-season games in 2009-10 before totaling six points (2+4) in six postseason games to lead team defensemen in playoff scoring.
- Named to the Team QMJHL roster for 2009 Subway Super Series.
- Led Val-d'Or rookie defensemen in scoring in 2007-08 and was named the QMJHL Prospect of the Month in December 2007.

INTERNATIONAL CAREER | HIGHLIGHTS

- Recorded three points (1+2), including the game-winning goal in the semifinals, and had a plus-7 rating in six games to claim a silver medal with Canada at the 2010 IIHF World Junior Championship in Canada.
- Won a gold medal with Team Canada at the 2009 IIHF Under-18 World Championship, posting two points (1+1) and a plus-7 rating in seven games.



NHL FIRSTS

Game: 11/12/10 at FLA
Goal: 10/8/11 vs. CBJ
Assist: 11/17/10 vs. ANA

CONTRACT STATUS: Signed through 2019-20 (\$4 million AAV)

CAREER TRANSACTIONS: Acquired by Buffalo from Minnesota with Jason Pominville and a fourth-round pick in the 2018 NHL Draft in exchange for Tyler Ennis, Marcus Foligno and a third-round pick in the 2018 NHL Draft, June 30, 2017; Selected by Minnesota in the second round (55th overall) of the 2008 NHL Draft.

SEASON HIGHS | 2018-19

Man Games Lost: 19
Most Goals: 1, (6x). Most recent: 3/28/19 vs. DET
Most Assists: 1, (7x). Most recent: 3/2/19 at TOR
Most Points: 2, 12/29/18 vs. BOS (1+1)
Most Shots: 6, (2x). Most recent: 2/1/19 vs. CHI
Highest TOI: 24:17, 10/13/18 at ARI

SCANDELLA | vs NHL

Team	GP	G	A	P	PIM
Anaheim	20	1	4	5	4
Arizona	18	0	3	3	4
Boston	16	3	2	5	0
Buffalo	5	1	2	3	2
Calgary	21	0	3	3	8
Carolina	12	1	4	5	4
Chicago	25	2	12	14	4
Colorado	26	0	4	4	8
Columbus	17	1	1	2	2
Dallas	22	2	1	3	8
Detroit	21	2	0	2	6
Edmonton	20	1	2	3	4
Florida	17	0	1	1	8
Los Angeles	18	2	4	6	11
Minnesota	4	0	1	1	0
Montreal	17	1	1	2	2
Nashville	23	4	3	7	4
New Jersey	13	0	2	2	4
NY Islanders	16	1	4	5	6
NY Rangers	16	1	2	3	9
Ottawa	14	1	4	5	21
Philadelphia	11	3	4	7	4
Pittsburgh	13	0	2	2	14
San Jose	19	0	5	5	16
St. Louis	25	1	1	2	18
Tampa Bay	16	3	2	5	20
Toronto	14	0	2	2	4
Vancouver	20	2	3	5	4
Vegas	4	1	0	1	4
Washington	12	0	0	0	2
Winnipeg	23	4	7	11	6
NHL Totals	518	38	86	124	211



DEFENSE

MARCO SCANDELLA 6



CAREER STATS | REGULAR SEASON

SEASON	TEAM	LEAGUE	GP	G	A	P	+/-	PIM	PP	SH	GW	S	S%	GP	G	A	P	PIM
2007-08	Val-d'Or	QMJHL	65	4	10	14	-22	35	0	0	0	77	5.2	4	0	1	1	4
	Canada	WJ18	7	1	1	2	7	6	0	0	0	7	14.3	--	--	--	--	--
2008-09	Val-d'Or	QMJHL	58	10	27	37	-19	64	8	0	0	182	5.5	--	--	--	--	--
	Houston	AHL	2	0	0	0	-2	0	0	0	0	1	0.0	6	0	0	0	2
2009-10	Val-d'Or	QMJHL	31	9	22	31	10	41	5	1	0	93	9.7	6	2	4	6	4
	Houston	AHL	7	0	1	1	2	7	0	0	0	7	0.0	--	--	--	--	--
	Canada	WJC	6	1	2	3	7	2	0	0	1	12	8.3	--	--	--	--	--
2010-11	Houston	AHL	33	3	16	19	0	17	2	0	1	63	4.8	20	2	6	8	8
	Minnesota	NHL	20	0	2	2	-9	2	0	0	0	13	0.0	--	--	--	--	--
2011-12	Minnesota	NHL	63	3	9	12	-22	19	1	0	1	77	3.9	--	--	--	--	--
	Houston	AHL	9	2	3	5	4	4	0	0	0	15	13.3	--	--	--	--	--
2012-13	Houston	AHL	45	2	15	17	2	23	0	0	0	101	2.0	4	2	0	1	2
	Minnesota	NHL	6	1	0	1	-1	4	0	0	0	7	14.3	5	1	1	2	0
2013-14	Minnesota	NHL	76	3	14	17	10	20	0	0	1	80	3.8	13	2	1	3	0
2014-15	Minnesota	NHL	64	11	12	23	8	56	1	0	4	112	9.8	10	2	1	3	0
2015-16	Minnesota	NHL	73	5	16	21	6	22	2	0	0	126	4.0	6	1	0	1	4
2016-17	Minnesota	NHL	71	4	9	13	-2	25	0	0	0	88	4.5	5	0	0	0	2
2017-18	Buffalo	NHL	82	5	17	22	-15	37	0	0	1	138	3.6	--	--	--	--	--
2018-19	Buffalo	NHL	63	6	7	13	-13	26	0	0	1	83	7.2	--	--	--	--	--
NHL Totals			518	38	86	124	-38	211	4	0	8	724	5.2	39	6	3	9	8
Buffalo Totals			145	11	24	35	-28	63	0	0	2	221	5.0	--	--	--	--	--

SINGLE-GAME HIGHS

- GOALS:** 1, (38x). Most recent: 3/28/19 vs. DET
- ASSISTS:** 2, (5x). Most recent: 12/22/17 vs. PHI
- POINTS:** 2, (10x). Most recent: 12/29/18 vs. BOS (1+1)
- PENALTY MINUTES:** 17, 11/6/14 at OTT
- SHOTS:** 8, 2/3/15 vs. CHI
- TIME ON ICE:** 35:32, 4/5/12 vs. CHI

LONGEST STREAKS

- GOALS:** 2 games, (3x). Most recent: 4/9/15 at NSH to 4/11/15 at STL
- ASSISTS:** 2 games, (10x). Most recent: 11/1/18 at OTT to 11/3/18 vs. OTT
- POINTS:** 4 games, 12/20/14 vs. NSH to 12/29/14 at WPG (3+2)

HAT TRICKS | 0

DATE	OPPONENT	GOALIE	RESULT
N/A			

PENALTY SHOTS | 0-FOR-0

DATE	OPPONENT	GOALIE	RESULT
N/A			

SHOOTOUT STATS

GOALS	ATTEMPTS	PCT	GDG
N/A			


HONORS AND AWARDS

INTERNATIONAL

- 2008 IIHF U18 World Championship Gold Medal
- 2010 IIHF World Junior Championship Silver Medal

AMATEUR

- 2009 Super Series (Team QMJHL)



KAH-nuhr SHAIR-ee

LEFT WING

CONOR SHEARY

43

Born June 8, 1992 | Winchester, Massachusetts
5 ft 9 in | 179 lbs | Shoots Left



2018-19 | HIGHLIGHTS

- The Sabres were 20-7-2 in games in which he recorded a point and 10-2-0 when he scored a goal.
- Tied for third among all Sabres with three game-winning goals and tied for second with four lasting-lead goals.
- Recorded his 100th NHL point as part of a multi-point game (1+1) on Nov. 3 vs. Ottawa.
- Topped his previous career-best goal streak with goals in three straight games from Nov. 3 to 8.
- Scored the game-deciding goal on his first career shootout attempt on Nov. 16 at Winnipeg.

PROFESSIONAL CAREER | HIGHLIGHTS

- Appeared in a career-high 79 games with Pittsburgh in 2017-18; the Penguins were 11-4-1 when he scored and 21-4-3 in games in which he recorded a point.
- Set career highs in 2016-17 in goals (23), assists (30), points (53) and plus-minus (+24).
- Selected as the NHL's First Star of the Week for the week ending Jan. 22, 2017 after recording nine points (6+3) in four games; his eight goals in January 2017 ranked third among NHL players.
- Scored the overtime winner in Game 2 of the 2016 Stanley Cup Final against San Jose, becoming the first rookie to score an overtime goal in a Stanley Cup Final since Montreal's Brian Skrudland on May 18, 1986.
- Has totaled 23 points (11+12) in 23 career AHL playoff games and led Wilkes-Barre/Scranton in postseason goals (5), assists (7) and points (12) during the 2015 Calder Cup playoffs.
- Led Wilkes-Barre/Scranton in points (45) and ranked second on the team in goals (20) as a rookie in his first full professional season in 2014-15 and led the team in points per game (1.20) in 2015-16.
- Made his professional debut with Wilkes-Barre/Scranton in 2013-14, appearing in two regular-season games and ranking third on the team with 11 points (6+5) in 15 postseason contests after the conclusion of his senior season at UMass-Amherst.

AMATEUR CAREER | HIGHLIGHTS

- Played four seasons at the University of Massachusetts-Amherst, serving as team captain during his senior season in 2013-14.
- Finished his collegiate career ranked seventh in UMass-Amherst history in assists (66), seventh in points (104) and 15th in goals (38).
- Ranked in the top two among all Minutemen in points in three of his four seasons, including a career-best 35 points (12+23) in 36 games as a sophomore in 2011-12 and a team-high 28 points (9+19) in 34 games as a senior in 2013-14.

CONTRACT STATUS: Signed through 2019-20 (\$3 million AAV)

CAREER TRANSACTIONS: Acquired by Buffalo from Pittsburgh with Matt Hunwick in exchange for a fourth-round pick in the 2019 NHL Draft, June 27, 2018; Signed by Pittsburgh as an unrestricted free agent, July 1, 2015.

SEASON HIGHS | 2018-19

Man Games Lost:	4
Most Goals:	2, (2x). Most recent: 3/1/19 vs. PIT
Most Assists:	1, (20x). Most recent: 4/4/19 vs. OTT
Most Points:	3, 3/1/19 vs. PIT (2+1)
Most Shots:	6, 3/14/19 vs. PIT
Highest TOI:	18:50, 10/6/18 vs. NYR


SHEARY | vs NHL

Team	GP	G	A	P	PIM
Anaheim	6	3	0	3	2
Arizona	5	1	3	4	0
Boston	13	4	3	7	0
Buffalo	8	5	3	8	4
Calgary	5	1	1	2	6
Carolina	14	4	3	7	0
Chicago	6	0	2	2	2
Colorado	5	0	1	1	0
Columbus	10	3	2	5	6
Dallas	5	1	1	2	2
Detroit	12	2	1	3	4
Edmonton	6	3	1	4	0
Florida	10	2	6	8	0
Los Angeles	5	0	1	1	0
Minnesota	7	0	0	0	0
Montreal	10	3	3	6	0
Nashville	5	0	2	2	4
New Jersey	14	2	4	6	0
NY Islanders	14	2	1	3	6
NY Rangers	14	7	2	9	0
Ottawa	11	2	5	7	0
Philadelphia	13	3	3	6	4
Pittsburgh	3	2	2	4	0
San Jose	4	1	2	3	0
St. Louis	6	2	1	3	0
Tampa Bay	12	2	3	5	0
Toronto	11	1	1	2	2
Vancouver	6	1	2	3	0
Vegas	3	0	1	1	0
Washington	12	4	3	7	4
Winnipeg	7	1	2	3	6
NHL Totals	262	62	65	127	52



NHL FIRSTS

Game: 12/16/15 at BOS
Goal: 12/18/15 vs. BOS
Assist: 12/18/15 vs. BOS



LEFT WING

CONOR SHEARY 43



CAREER STATS REGULAR SEASON														PLAYOFFS				
SEASON	TEAM	LEAGUE	GP	G	A	P	+/-	PIM	PP	SH	GW	S	S%	GP	G	A	P	PIM
2010-11	UMass-Amherst	H-East	34	6	8	14	-5	12	0	0	1	59	10.2	--	--	--	--	--
2011-12	UMass-Amherst	H-East	36	12	23	35	15	10	4	0	0	80	15.0	--	--	--	--	--
2012-13	UMass-Amherst	H-East	34	11	16	27	-6	29	5	1	1	102	10.8	--	--	--	--	--
2013-14	UMass-Amherst	H-East	34	9	19	28	-4	2	3	2	1	126	7.1	--	--	--	--	--
	Wilkes-Barre/Scranton	AHL	2	0	0	0	0	0	0	0	0	5	0.0	15	6	5	11	0
2014-15	Wilkes-Barre/Scranton	AHL	58	20	25	45	0	8	5	0	1	127	15.7	8	5	7	12	2
2015-16	Pittsburgh	NHL	44	7	3	10	-1	8	0	0	0	51	13.7	23	4	6	10	8
	Wilkes-Barre/Scranton	AHL	30	7	29	36	8	4	1	0	2	93	7.5	--	--	--	--	--
2016-17	Pittsburgh	NHL	61	23	30	53	24	22	2	0	6	154	14.9	22	2	5	7	4
2017-18	Pittsburgh	NHL	79	18	12	30	2	10	2	0	4	142	12.7	12	0	2	2	2
2018-19	Buffalo	NHL	78	14	20	34	-18	12	4	0	3	147	9.5	--	--	--	--	--
NHL Totals			262	62	65	127	7	52	8	0	13	494	12.6	57	6	13	19	14
Buffalo Totals			78	14	20	34	-18	12	4	0	3	147	9.5	--	--	--	--	--

SINGLE-GAME HIGHS

- GOALS:** 2, (9x). Most recent: 3/1/19 vs. PIT
- ASSISTS:** 3, 3/19/17 vs. FLA
- POINTS:** 3, (4x). Most recent: 3/1/19 vs. PIT (2+1)
- PENALTY MINUTES:** 6, 3/8/17 at WPG
- SHOTS:** 8, 3/11/17 at VAN
- TIME ON ICE:** 21:37, 3/23/17 at OTT

LONGEST STREAKS

- GOALS:** 3 games, 11/3/18 vs. OTT to 11/8/18 at MTL
- ASSISTS:** 3 games, (2x). Most recent: 2/11/18 at STL to 2/15/18 vs. LAK
- POINTS:** 4 games, (2x). Most recent: 1/16/17 vs. WSH to 1/22/17 vs. BOS (6+3)

HAT TRICKS | 0

DATE	OPPONENT	GOALIE
N/A		

PENALTY SHOTS | 0-FOR-0

DATE	OPPONENT	GOALIE	RESULT
N/A			


SHOOTOUT STATS

GOALS	ATTEMPTS	PCT	GDG
1	3	33.3	1

HONORS AND AWARDS

- PROFESSIONAL**
- 2016 Stanley Cup Champion
- 2017 Stanley Cup Champion





JEHF SKIH-nuhr

LEFT WING

JEFF SKINNER



Born May 16, 1992 | Toronto, Ontario
5 ft 11 in | 195 lbs | Shoots Left

2018-19 | HIGHLIGHTS

- Was one of three players to appear in all 82 games for the Sabres, marking his fourth 82-game season in his eight full NHL seasons.
- Scored a career-high 40 goals to lead the Sabres and tie for 12th-most in the NHL. He also ranked fifth in the league in even-strength goals (32).
- His 40 goals marked the third-highest total ever recorded by a first-year Sabre and his 32 even-strength tallies were the highest total by a player in his first year with the team, surpassing Danny Gare's 26 in 1974-75.
- Tied his career high with 63 points (40+23), topping the 20-goal and 20-assist marks for the fourth consecutive season and the seventh time in his eight full NHL seasons (he also finished the 48-game 2012-13 NHL season on pace to surpass 20 goals and 20 assists).
- Recorded his fifth career hat trick on Oct. 20 at Los Angeles.
- Selected to play in his second NHL All-Star Game and recorded two points (1+1) at the event on Jan. 26 in San Jose.
- Tied his single-game high with three points on three separate occasions and matched his longest career point streak with points in seven straight games from Dec. 4 vs. Toronto to Dec. 18 vs. Florida (5+4).

PROFESSIONAL CAREER | HIGHLIGHTS

- His 244 goals tie as the league's 13th-highest total during his career and he ranks fifth with 191 even-strength goals.
- Ranks 10th among all NHL players with 129 goals during the last four seasons and tied for third with 106 even-strength goals during that same span.
- Ranked first or second among his team's skaters in goals in eight of his nine NHL seasons, tying for third in the only other season.
- His 37 goals in 2016-17 ranked sixth in the NHL and he led the league with 17 goals in 21 games from March 1 to the end of the season.
- Set a Hurricanes franchise record with 13 shots on March 13, 2014 vs. Buffalo, the most shots by any NHL player in a game in over four years.
- Won the Calder Trophy as the NHL's top rookie in 2010-11 after leading all rookies with 63 points (32+31), becoming the youngest player in NHL history to win the award.
- Became the seventh-youngest player in NHL history to score 30 goals (18 years, 325 days) in 2010-11.
- Earned an assist for Team Staal in the 2011 NHL All-Star Game, as he became the youngest All-Star in NHL history (18 years, 259 days).

AMATEUR CAREER | HIGHLIGHTS

- Ranked second in the OHL in goals (50) and tied for seventh in the league in points (90) in his second OHL season with the Kitchener Rangers in 2009-10.
- Earned Player of the Game honors with Team OHL at the 2009 Subway Super Series.
- Was named MVP of Team Orr at the 2010 CHL Top Prospects Game.
- Appeared in the 2010 OHL All-Star Game.
- Ranked second among all OHL skaters in points (33) and tied for first in goals (20) during the 2010 OHL playoffs, leading Kitchener to the Western Conference Final.
- Led Kitchener in goals and ranked third on the team in points as a 16-year-old in 2008-09.



NHL FIRSTS

Game: 10/7/10 at MIN
Goal: 10/20/10 at LAK
Assist: 10/8/10 vs. MIN

CONTRACT STATUS: Signed through 2026-27 (\$9 million AAV)


CAREER TRANSACTIONS: Acquired by Buffalo from Carolina in exchange for Cliff Pu, a second-round pick in the 2019 NHL Draft, a third-round pick in the 2020 NHL Draft and a sixth-round pick in the 2020 NHL Draft, August 2, 2018; Selected by Carolina in the first round (seventh overall) of the 2010 NHL Draft.

SEASON HIGHS | 2018-19

Man Games Lost: 0
Most Goals: 3, 10/20/18 at LAK
Most Assists: 3, 10/25/18 vs. MTL
Most Points: 3, (3x). Most recent: 11/3/18 vs. OTT (2+1)
Most Shots: 10, 2/1/19 vs. CHI
Highest TOI: 23:38, 2/25/19 at TOR

SKINNER | vs NHL

Team	GP	G	A	P	PIM
Anaheim	14	7	5	12	6
Arizona	13	6	4	10	8
Boston	28	5	7	12	8
Buffalo	24	11	5	16	26
Calgary	14	4	7	11	2
Carolina	3	4	0	4	2
Chicago	14	3	6	9	2
Colorado	12	4	3	7	2
Columbus	26	11	9	20	8
Dallas	15	5	1	6	6
Detroit	20	5	4	9	14
Edmonton	14	7	5	12	2
Florida	33	13	12	25	24
Los Angeles	14	11	1	12	6
Minnesota	13	3	5	8	0
Montreal	29	15	9	24	12
Nashville	15	9	8	17	4
New Jersey	34	14	6	20	30
NY Islanders	30	10	9	19	14
NY Rangers	33	14	10	24	10
Ottawa	29	10	6	16	12
Philadelphia	33	14	12	26	12
Pittsburgh	33	6	7	13	20
San Jose	14	5	3	8	2
St. Louis	14	9	3	12	2
Tampa Bay	31	11	6	17	26
Toronto	28	6	14	20	12
Vancouver	13	3	3	6	8
Vegas	4	0	2	2	0
Washington	40	12	14	26	14
Winnipeg	24	7	12	19	10
NHL Totals	661	244	198	442	304



LEFT WING

JEFF SKINNER 53



INTERNATIONAL CAREER | HIGHLIGHTS

- Won a silver medal with Canada at the 2017 IIHF World Championship, totaling nine points (4+5) in 10 games.
- Recorded four points (2+2) for Canada at the 2013 IIHF World Championship.
- Notched five points (3+2) for Canada at the 2012 IIHF World Championship.
- Represented Canada at the 2011 IIHF World Championship in Slovakia, where he ranked third on the team in scoring with six points (3+3) despite being the youngest player in the tournament.

INTERNATIONAL CAREER | HIGHLIGHTS

- Won a gold medal with Canada at the 2009 U18 Ivan Hlinka Memorial Tournament, leading the tournament with six goals, including two in the gold medal game against Russia.
- Scored the game-winning goal against Russia in the championship final for Team Ontario at the 2009 World Under-17 Challenge.

CAREER STATS | REGULAR SEASON

SEASON	TEAM	LEAGUE	GP	G	A	P	+/-	PIM	PP	SH	GW	S	S%	PLAYOFFS				
														GP	G	A	P	PIM
2008-09	Kitchener	OHL	63	27	24	51	-5	34	7	0	3	--	--	--	--	--	--	
2009-10	Kitchener	OHL	64	50	40	90	7	72	21	1	9	--	--	20	20	13	33	14
2010-11	Carolina	NHL	82	31	32	63	3	46	6	0	2	215	14.4	--	--	--	--	--
	Canada	WC	7	3	3	6	3	8	0	0	1	18	16.7	--	--	--	--	--
2011-12	Carolina	NHL	64	20	24	44	-8	56	4	0	5	210	9.5	--	--	--	--	--
	Canada	WC	8	3	2	5	3	4	1	0	0	30	10.0	--	--	--	--	--
2012-13	Carolina	NHL	42	13	11	24	-24	26	5	0	0	159	8.2	--	--	--	--	--
	Canada	WC	8	2	2	4	4	2	0	0	2	13	15.4	--	--	--	--	--
2013-14	Carolina	NHL	71	33	21	54	-14	22	11	0	6	274	12.0	--	--	--	--	--
2014-15	Carolina	NHL	77	18	13	31	-24	18	4	0	2	235	7.7	--	--	--	--	--
2015-16	Carolina	NHL	82	28	23	51	-2	38	4	0	7	258	10.9	--	--	--	--	--
	Carolina	NHL	79	37	26	63	-3	28	7	0	4	281	13.2	--	--	--	--	--
2016-17	Carolina	NHL	10	4	5	9	8	27	0	0	1	40	10.0	--	--	--	--	--
	Canada	WC	10	4	5	9	8	27	0	0	1	40	10.0	--	--	--	--	--
2017-18	Carolina	NHL	82	24	25	49	-27	34	4	0	2	277	8.7	--	--	--	--	--
2018-19	Buffalo	NHL	82	40	23	63	0	36	8	0	7	268	14.9	--	--	--	--	--
NHL Totals			661	244	198	442	-96	304	53	0	35	2,177	11.2	--	--	--	--	--
Buffalo Totals			82	40	23	63	0	36	8	0	7	268	14.9	--	--	--	--	--

SINGLE-GAME HIGHS

- GOALS:** 3, (5x). Most recent: 10/20/18 at LAK
- ASSISTS:** 3, (3x). Most recent: 10/25/18 vs. MTL
- POINTS:** 3, (24x). Most recent: 11/3/18 vs. OTT (2+1)
- PENALTY MINUTES:** 14, 3/22/16 vs. BUF
- SHOTS:** 13, 3/13/14 vs. BUF
- TIME ON ICE:** 23:56, 12/20/14 vs. NYR

LONGEST STREAKS

- GOALS:** 6 games, 3/18/17 vs. NSH to 3/27/17 vs. DET
- ASSISTS:** 5 games, 10/18/16 at EDM to 10/30/16 vs. PHI
- POINTS:** 7 games, (2x). Most recent: 12/4/18 vs. TOR to 12/18/18 vs. FLA (5+4)

HAT TRICKS | 5

DATE	OPPONENT	GOALIE
Dec. 5, 2013	at Nashville	Marek Mazanec (2), Empty Net (1)
Jan. 2, 2014	at Washington	Philipp Grubauer
Dec. 11, 2015	at Anaheim	John Gibson (2), Empty Net (1)
Dec. 15, 2015	at Philadelphia	Michal Neuvirth
Oct. 20, 2018	at Los Angeles	Jonathan Quick (2), Empty Net (1)

PENALTY SHOTS | 2-FOR-7

DATE	OPPONENT	GOALIE	RESULT
Dec. 7, 2011	at Edmonton	Devan Dubnyk	Unsuccessful
Dec. 12, 2013	at Calgary	Karri Ramo	Unsuccessful
Mar. 7, 2014	vs. NY Rangers	Henrik Lundqvist	Goal
Dec. 12, 2015	at Arizona	Anders Lindback	Unsuccessful
Mar. 13, 2017	at NY Islanders	Thomas Greiss	Goal
Nov. 4, 2017	at Arizona	Antti Raanta	Unsuccessful
Dec. 1, 2017	at NY Rangers	Henrik Lundqvist	Unsuccessful

SHOOTOUT STATS

GOALS	ATTEMPTS	PCT	GDG
6	36	16.7	3

HONORS AND AWARDS

- PROFESSIONAL**
- 2011 Calder Trophy
 - 2011 NHL All-Rookie Team
 - 2011 NHL All-Star Game
 - 2019 NHL All-Star Game

INTERNATIONAL

- 2009 Hlinka Memorial Gold Medal
- 2017 IIHF World Championship Silver Medal

AMATEUR

- 2009 Super Series (Team OHL)
- 2010 CHL Top Prospects Game
- 2010 OHL All-Star Game



VLA-dih-meer suh-BOHT-kuh

CENTER VLADIMIR SOBOTKA

Born July 2, 1987 | Trebic, Czech Republic
5 ft 11 in | 191 lbs | Shoots Left



2018-19 | HIGHLIGHTS

- Appeared in his 500th NHL game on Dec. 31 vs. NY Islanders.
- Scored twice in Buffalo's 6-5 overtime win on Nov. 8 at Montreal.
- Recorded an assist in five of the Sabres' eight games from Jan. 3 vs. Florida to Jan. 18 at Vancouver.
- Tallied his fifth career shorthanded point with an assist on Jake McCabe's goal on Jan. 8 vs. New Jersey.

PROFESSIONAL CAREER | HIGHLIGHTS

- Set career-high totals in games played (81), goals (11) and game-winning goals (4) in his ninth NHL season in 2017-18.
- Ranks fifth among active NHL players with a career faceoff percentage of 55.4 percent (min. 200 faceoffs).
- During his NHL career, his teams are 37-10-2 when he scores and 21-2-0 when he records at least two points.
- Played for Avangard Omsk (KHL) from 2014-15 to 2016-17, totaling 102 points (37+65) in 138 regular-season games and two KHL All-Star Game selections; led all Avangard skaters with 18 goals during the 2015-16 season and led the team with 10 points (3+7) in 12 games during the 2017 KHL Playoffs.
- Finished the 2016-17 season with St. Louis, scoring a goal in his lone regular-season game and recording a career-best six points (2+4) in 11 playoff games with the Blues.
- In 2013-14, he set career highs in assists (24) and points (33) and led the NHL in faceoff percentage (61.9%).
- Posted 25 points (10+15) for HC Slavia Praha of the Czech Extraliga in 2012-13 before the beginning of the NHL season, ranking fourth on the club in points despite appearing in just 27 of the team's 52 games.
- Tied for the Blues' lead with three points (0+3) in six games during the 2013 playoffs, also leading the team with a plus-4 rating.

AMATEUR CAREER | HIGHLIGHTS

- Averaged more than a point per game in parts of three seasons in the Junior Extraliga, totaling 59 points (28+31) in 53 games in the Czech under-20 league.
- Tied for second among HC Slavia Praha players with 33 points (12+21) in his second Junior Extraliga season in 2004-05 despite appearing in just 27 of the team's games and spending 25 games in Czech professional leagues.
- As captain, led HC Slavia Praha to a championship in the Czech Under-18 League with a league-best 19 points (7+12) in seven postseason contests.

INTERNATIONAL CAREER | HIGHLIGHTS

- Represented the Czech Republic at both the 2016 World Cup of Hockey and the 2017 IIHF World Championship, appearing in three games for his country during each tournament in 2016-17.
- Totaled six points (2+4) in nine games for the Czech Republic at the 2014 IIHF World Championship and was selected as a top three player on the team.
- Was named to the Czech Republic's team for the 2014 Winter Olympics, but missed the tournament due to injury.
- Represented the Czech Republic at the 2006 and 2007 IIHF World Junior Championships and was named among the top three players on the 2007 Czech squad after tying for fifth-most points in the tournament with eight points (4+4) in six games.
- Earned a bronze medal with the Czech Republic at the 2004 IIHF Under-18 World Championship.

CONTRACT STATUS: Signed through 2019-20 (\$3.5 million AAV)

CAREER TRANSACTIONS: Acquired by Buffalo from St. Louis with Tage Thompson, Patrik Berglund, a first-round pick in the 2019 NHL Draft and a second-round pick in the 2021 NHL Draft in exchange for forward Ryan O'Reilly, July 1, 2018; Acquired by St. Louis from Boston in exchange for David Warsofsky, June 26, 2010; Selected by Boston in the fourth round (106th overall) of the 2005 NHL Draft.

SEASON HIGHS | 2018-19

Man Games Lost:	11
Most Goals:	2, 11/8/18 at MTL
Most Assists:	1, (8x). Most recent: 3/20/19 vs. TOR
Most Points:	2, 11/8/18 at MTL (2+0)
Most Shots:	4, (2x). Most recent: 1/18/19 at VAN
Highest TOI:	20:27, 1/3/19 vs. FLA


SOBOTKA | vs NHL

Team	GP	G	A	P	PIM
Anaheim	17	1	5	6	15
Arizona	15	1	2	3	18
Boston	9	1	0	1	4
Buffalo	18	1	2	3	12
Calgary	18	2	2	4	12
Carolina	18	0	2	2	8
Chicago	29	6	4	10	26
Colorado	20	1	6	7	42
Columbus	20	3	7	10	9
Dallas	19	1	6	7	23
Detroit	23	2	4	6	12
Edmonton	17	4	8	12	14
Florida	18	1	7	8	12
Los Angeles	19	4	5	9	19
Minnesota	20	3	5	8	12
Montreal	14	3	3	6	2
Nashville	25	3	6	9	12
New Jersey	18	1	2	3	12
NY Islanders	14	0	5	5	8
NY Rangers	14	0	4	4	6
Ottawa	20	1	6	7	16
Philadelphia	15	1	2	3	8
Pittsburgh	19	1	3	4	10
San Jose	17	3	6	9	4
St. Louis	5	1	0	1	0
Tampa Bay	15	0	1	1	14
Toronto	22	1	5	6	4
Vancouver	18	2	5	7	6
Vegas	4	1	1	2	2
Washington	11	1	0	1	6
Winnipeg	21	2	2	4	10
NHL Totals	532	52	116	168	358



NHL FIRSTS

Game: 11/24/07 at NYI
Goal: 2/13/08 at PIT
Assist: 12/12/07 at ATL



CENTER

VLADIMIR SOBOTKA 17



CAREER STATS REGULAR SEASON														PLAYOFFS					
SEASON	TEAM	LEAGUE	GP	G	A	P	+/-	PIM	PP	SH	GW	S	S%	GP	G	A	P	PIM	
2002-03	Praha U18	CzRep U18	46	16	24	40	--	50	--	--	--	--	--	--	--	--	--	--	--
2003-04	Praha U18	CzRep U18	35	24	41	65	-1	109	--	--	--	--	--	8	1	1	2	29	
	Praha Jr.	CzRep Jr.	18	6	6	12	2	16	--	--	--	--	--	--	--	--	--	--	--
2004-05	Czech Republic	WJ18	7	1	0	1	3	10	0	0	0	1	0.0	--	--	--	--	--	
	Praha	CzRep	1	0	0	0	0	0	--	--	--	--	--	--	--	--	--	--	
	Praha Jr.	CzRep Jr.	27	12	21	33	18	91	--	--	--	--	--	--	--	--	--	--	
	Praha	CzRep	18	0	1	1	2	8	--	--	--	--	--	--	--	--	--	--	
2005-06	Havlíčkův Brod	CzRep-3	7	3	0	3	--	31	--	--	--	--	--	7	1	5	6	0	
	Czech Republic	WJ18	7	1	0	1	3	10	0	0	0	15	6.7	--	--	--	--	--	
2005-06	Praha	CzRep	33	1	9	10	9	28	--	--	--	--	--	11	2	3	5	10	
	Praha Jr.	CzRep Jr.	8	10	4	14	10	42	--	--	--	--	--	--	--	--	--	--	
2006-07	Czech Republic	WJC	6	2	2	4	-2	33	2	0	0	11	18.2	--	--	--	--	--	
	Praha	CzRep	33	7	6	16	-5	38	--	--	--	--	--	--	--	--	--	--	
2006-07	Czech Republic	WJC	6	4	4	8	2	12	3	0	0	15	26.7	--	--	--	--	--	
	Boston	NHL	48	1	6	7	1	24	0	0	1	40	2.5	6	2	0	2	0	
2007-08	Providence	AHL	18	10	10	20	12	37	7	1	2	56	17.9	6	0	4	4	0	
	Boston	NHL	25	1	4	5	-10	10	0	0	0	19	5.3	--	--	--	--	--	
2008-09	Providence	AHL	44	20	24	44	11	83	5	1	4	137	14.6	14	2	11	13	43	
	Boston	NHL	61	4	6	10	-7	30	0	0	0	67	6.0	13	0	2	2	15	
2009-10	Providence	AHL	6	4	6	10	6	4	1	0	1	28	14.3	--	--	--	--	--	
	St. Louis	NHL	65	7	22	29	-4	69	1	1	0	75	9.3	--	--	--	--	--	
2010-11	St. Louis	NHL	73	5	15	20	12	42	0	1	1	117	4.3	9	1	1	2	15	
	St. Louis	NHL	48	8	11	19	-4	35	1	0	2	69	11.6	6	0	3	3	0	
2012-13	Praha	CzRep	27	10	15	25	10	8	--	--	--	--	--	--	--	--	--	--	
	St. Louis	NHL	61	9	24	33	14	72	1	0	1	102	8.8	6	0	3	3	4	
2013-14	Czech Republic	WC	9	2	4	6	1	10	0	0	1	19	10.5	--	--	--	--	--	
	Omsk	KHL	53	10	28	38	12	51	5	0	2	145	6.9	4	1	1	2	0	
2014-15	Czech Republic	WC	10	4	0	4	0	4	0	0	1	25	16.0	--	--	--	--	--	
	Omsk	KHL	44	18	16	34	17	22	2	1	2	122	14.8	2	0	2	2	0	
2016-17	Omsk	KHL	41	9	21	30	11	30	2	0	2	89	10.1	12	3	7	10	16	
	Czech Republic	WCH	3	0	1	1	1	0	0	0	0	1	0.0	--	--	--	--	--	
2017-18	Czech Republic	WC	3	0	0	0	-1	4	0	0	0	3	0.0	--	--	--	--	--	
	St. Louis	NHL	1	1	0	1	0	0	0	0	0	2	50.0	11	2	4	6	2	
2017-18	St. Louis	NHL	81	11	20	31	-6	50	0	1	4	136	8.1	--	--	--	--	--	
2018-19	Buffalo	NHL	69	5	8	13	-20	26	0	0	0	71	7.0	--	--	--	--	--	
NHL Totals			532	52	116	168	-24	358	3	3	9	698	7.4	51	5	13	18	36	
Buffalo Totals			69	5	8	13	-20	26	0	0	0	71	7.0	--	--	--	--	--	

SINGLE-GAME HIGHS

GOALS: 3, 3/9/13 at SJS
ASSISTS: 3, 11/30/10 at CHI
POINTS: 3, (5x). Most recent: 3/13/14 vs. EDM (1+2)
PENALTY MINUTES: 15, 11/15/11 at COL
SHOTS: 9, 11/17/13 at WSH
TIME ON ICE: 24:34, 4/10/14 at MIN

LONGEST STREAKS

GOALS: 3 games, 3/5/13 at LAK to 3/9/13 at SJS
ASSISTS: 4 games, 1/2/14 vs. LAK to 1/9/14 at CGY
POINTS: 4 games, (4x). Most recent: 1/2/14 vs. LAK to 1/9/14 at CGY (2+5)

HAT TRICKS | 1

DATE	OPPONENT	GOALIE
March 9, 2013	at San Jose	Antti Niemi

PENALTY SHOTS | 0-FOR-0

DATE	OPPONENT	GOALIE	RESULT
N/A			

SHOOTOUT STATS

GOALS	ATTEMPTS	PCT	GDC
0	3	0.0	0


HONORS AND AWARDS

INTERNATIONAL
 2006 Czech Extraliga Silver Medal
 2013 Czech Extraliga Bronze Medal
 2016 KHL All-Star Game
 2017 KHL All-Star Game (DNP)

INTERNATIONAL
 2004 IIHF U18 World Championship Bronze Medal
 2007 IIHF World Junior Championship Top 3 Player (Czech Republic)
 2014 IIHF World Championship Top 3 Player (Czech Republic)

AMATEUR
 2004 Czech U18 Extraliga Champion





TAYJ TAHMP-suhn

RIGHT WING

TAGE THOMPSON

Born October 30, 1997 | Phoenix, Arizona
6 ft 7 in | 215 lbs | Shoots Right



2018-19 | HIGHLIGHTS

- Set career-high totals in games played (65), goals (7) and points (12) in his first season with the Sabres.
- Scored in consecutive games on Nov. 19 at Pittsburgh and Nov. 21 vs. Philadelphia.
- Recorded points in a career-best three straight games (2+1) from Nov. 24 to 29.
- Scored his first career shootout goal on Nov. 24 vs. Detroit.
- Topped his previous career high with 16:19 of ice time on Dec. 31 vs. NY Islanders.
- Tallied an assist and a career-high six shots on Jan. 8 vs. New Jersey.
- Appeared in his 100th NHL game on March 12 vs. Dallas.
- Finished the season with the Rochester Americans, posting nine points (6+3) in eight regular-season AHL games and leading the team with two goals in three postseason contests.

PROFESSIONAL CAREER | HIGHLIGHTS

- Made his NHL debut on Oct. 4, 2017 at Pittsburgh as a member of the St. Louis Blues.
- Recorded his first NHL point with a goal on Dec. 21, 2017 at Edmonton.
- Played in 30 AHL games with the San Antonio Rampage in 2017-18, setting career-high totals in games played, goals (8), assists (10) and points (18) in his second professional season.
- Appeared in 16 games with the Chicago Wolves (AHL) in 2016-17 after wrapping up his sophomore season at the University of Connecticut.
- Made his professional debut as a member of the Wolves on March 11, 2017 at Milwaukee.
- Recorded his first professional point with an assist on March 22, 2017 at Cleveland.
- Scored his first professional goal on April 1, 2017 vs. Cleveland.
- Appeared in all 10 postseason games with the Wolves during the 2017 Calder Cup Playoffs, totaling three points (2+1).

AMATEUR CAREER | HIGHLIGHTS

- Spent two seasons at the University of Connecticut, totaling 64 points (33+31) in 70 games.
- Was selected as a member of the 2017 Hockey East Third All-Star Team after leading all Huskies in goals (19) and points (32) as a sophomore.
- Ranked second among all UConn skaters in goals (14), assists (18) and points (32) during his freshman season in 2015-16.
- Led all NCAA players with 13 power-play goals as a freshman in 2015-16.

INTERNATIONAL CAREER | HIGHLIGHTS

- Made his debut with the United States' senior national team at the 2018 IIHF World Championship in Denmark, tallying three points (1+2) in 10 games and earning a bronze medal.
- Recorded five points (1+4) in seven games at the 2017 IIHF World Junior Championship in Canada, helping the United States to a gold medal.
- Won a gold medal with the United States at the 2015 IIHF Under-18 World Championship in Switzerland.



NHL FIRSTS

Game: 10/4/17 at PIT
Goal: 12/21/17 at EDM
Assist: 1/2/18 vs. NJD

CONTRACT STATUS: Signed through 2019-20 (\$925,000 AAV)


CAREER TRANSACTIONS: Acquired by Buffalo from St. Louis with Patrik Berglund, Vladimir Sobotka, a first-round pick in the 2019 NHL Draft and a second-round pick in the 2021 NHL Draft in exchange for forward Ryan O'Reilly, July 1, 2018; Selected by St. Louis in the first round (26th overall) of the 2016 NHL Draft.

SEASON HIGHS | 2018-19

Man Games Lost: 0
Most Goals: 1, (7x). Most recent: 1/29/19 at CBJ
Most Assists: 1, (5x). Most recent: 3/7/19 at CHI
Most Points: 1, (12x). Most recent: 3/7/19 at CHI (0+1)
Most Shots: 6, 1/8/19 vs. NJD
Highest TOI: 16:19, 12/31/18 vs. NYI

THOMPSON | vs NHL

Team	GP	G	A	P	PIM
Anaheim	2	0	0	0	0
Arizona	3	0	0	0	0
Boston	6	0	0	0	0
Buffalo	1	0	0	0	0
Calgary	3	0	0	0	2
Carolina	3	0	0	0	0
Chicago	5	0	1	1	2
Colorado	4	0	0	0	2
Columbus	3	1	1	2	2
Dallas	5	1	0	1	2
Detroit	3	1	0	1	2
Edmonton	3	1	0	1	0
Florida	5	2	0	2	2
Los Angeles	2	0	1	1	0
Minnesota	3	0	0	0	2
Montreal	2	0	1	1	0
Nashville	3	0	0	0	0
New Jersey	4	0	2	2	0
NY Islanders	3	0	0	0	0
NY Rangers	4	0	1	1	2
Ottawa	3	0	0	0	0
Philadelphia	3	1	0	1	0
Pittsburgh	4	1	0	1	0
San Jose	4	0	1	1	0
St. Louis	2	0	0	0	0
Tampa Bay	4	2	0	2	0
Toronto	5	0	0	0	6
Vancouver	4	0	1	1	4
Vegas	3	0	0	0	2
Washington	5	0	2	2	2
Winnipeg	2	0	0	0	0
NHL Totals	106	10	11	21	32



RIGHT WING

TAGE THOMPSON 72



CAREER STATS REGULAR SEASON														PLAYOFFS				
SEASON	TEAM	LEAGUE	GP	G	A	P	+/-	PIM	PP	SH	CW	S	S%	GP	G	A	P	PIM
2014-15	USNTDP	USHL	25	7	7	14	10	20	2	0	1	26	26.9	--	--	--	--	--
	United States	WJ18	7	0	1	1	1	2	0	0	0	1	0.0	--	--	--	--	--
2015-16	UConn	H-East	36	14	18	32	-14	12	13	0	2	97	14.4	--	--	--	--	--
2016-17	UConn	H-East	34	19	13	32	-6	24	7	0	3	123	15.4	--	--	--	--	--
	Chicago	AHL	16	1	1	2	1	2	0	0	0	21	4.8	10	2	1	3	4
2017-18	United States	WJC	7	1	4	5	4	4	0	0	1	15	6.7	--	--	--	--	--
	St. Louis	NHL	41	3	6	9	-12	12	0	0	0	55	5.5	--	--	--	--	--
	San Antonio	AHL	30	8	10	18	-4	4	2	0	1	84	9.5	--	--	--	--	--
2018-19	United States	WC	10	1	2	3	3	16	0	0	0	8	0.0	--	--	--	--	--
	Buffalo	NHL	65	7	5	12	-22	20	1	0	0	108	6.5	--	--	--	--	--
	Rochester	AHL	8	6	3	9	6	4	2	0	3	26	23.1	3	2	0	2	2
NHL Totals			106	10	11	21	-34	32	1	0	0	163	6.1	--	--	--	--	--
Buffalo Totals			65	7	5	12	-22	20	1	0	0	108	6.5	--	--	--	--	--

SINGLE-GAME HIGHS

- GOALS:** 1, (10x). Most recent: 1/29/19 at CBJ
- ASSISTS:** 1, (11x). Most recent: 3/7/19 at CHI
- POINTS:** 1, (21x). Most recent: 3/7/19 at CHI (0+1)
- PENALTY MINUTES:** 4, (2x). Most recent: 12/4/18 vs. TOR
- SHOTS:** 6, 1/8/19 vs. NJD
- TIME ON ICE:** 16:19, 12/31/18 vs. NYI

LONGEST STREAKS

- GOALS:** 2 games, 11/19/18 at PIT to 11/21/18 vs. PHI
- ASSISTS:** N/A
- POINTS:** 3 games, 11/24/18 at DET to 11/29/18 at TBL (2+1)

HAT TRICKS | 0

DATE	OPPONENT	GOALIE
N/A		

PENALTY SHOTS | 0-FOR-0

DATE	OPPONENT	GOALIE	RESULT
N/A			

SHOOTOUT STATS

GOALS	ATTEMPTS	PCT	GDG
1	3	33.3	0

HONORS AND AWARDS

- INTERNATIONAL**
- 2015 IIHF U18 World Championship Gold Medal
- 2017 IIHF World Junior Championship Gold Medal
- 2018 IIHF World Championship Bronze Medal

- AMATEUR**
- 2017 Hockey East Third All-Star Team



LEE-nuhs UHL-mahrk

GOALTENDER

LINUS ULLMARK

Born July 31, 1993 | Lugnvik, Sweden
6 ft 4 in | 215 lbs | Shoots Left



2018-19 | HIGHLIGHTS

- Went 15-14-5 in his first full NHL season, posting the seventh-most wins ever recorded by a Sabres rookie and the most by a rookie since Ryan Miller's 30 in 2005-06.
- Stopped nine of 10 shootout attempts, earning his first two career shootout wins; finished the season with the sixth-best career shootout save percentage (.813) of any goaltender with at least 15 shots faced.
- Recorded his first NHL point with an assist on Sam Reinhart's goal on Nov. 30 vs. Florida.
- Logged his first two NHL shutouts with 3-0 wins in his first appearance of the season on Oct. 13 at Arizona (36 saves) and again on Dec. 22 vs. Anaheim (40 saves); became the first Sabres rookie to post multiple shutouts in a season since Martin Biron (5) in 1999-00.
- Set a new career-best streak with wins in four straight games from Dec. 11 vs. Los Angeles to Jan. 3 vs. Florida. The streak included his longest career shutout sequence (100:02).
- Faced his first NHL penalty shot and made a save on Ryan Donato in a 4-2 win on Dec. 16 at Boston.

PROFESSIONAL CAREER | HIGHLIGHTS

- Currently owns the sixth-best career shootout save percentage (.813) of any goaltender with at least 15 shots faced.
- Set an NHL single-game career high with 44 saves on 45 shots on Jan. 11, 2018 vs. Columbus, allowing only a single power-play goal in a 3-1 Sabres win.
- Went 21-12-10 (.605) in 44 games in his third season with the Rochester Americans in 2017-18, logging his best AHL points percentage (.605), save percentage (.922) and goals-against average (2.44), and earning a spot in the 2017 AHL All-Star Classic.
- Stopped 27 of 28 shots on Oct. 30, 2015 vs. Philadelphia to earn his first NHL win; became the youngest goaltender to earn a win for the Sabres since Mika Noronen (21 years, 111 days) did so on Oct. 5, 2000 vs. Chicago.
- Started four straight games for Buffalo from Oct. 30 to Nov. 5, 2015, becoming the first Sabres goaltender to make four straight team starts in his first NHL season since Ryan Miller did so from Dec. 31, 2002 to Jan. 10, 2003.
- Stopped a career-high 51 shots – the most by an AHL goaltender in a single game in 2015-16 and the most by a Rochester goalie in more than six years – on Feb. 20, 2016 at Syracuse.
- Helped Modo avoid relegation following his second full SHL season, posting a 4-0 postseason record with a 0.50 goals-against average and a .980 save percentage.
- Led all SHL goaltenders with a .931 save percentage in his first full professional season in 2013-14, earning the Honken Trophy as the league's top goaltender.
- Made his professional playoff debut with a 1-1-0 record, a 1.47 goals-against average and a .955 save percentage in two playoff games for Modo in 2012-13.

AMATEUR CAREER | HIGHLIGHTS

- Played the majority of the 2012-13 season with Modo's U-20 team and won the league's Best Goaltender award after going 18-5-0 with a 2.04 goals-against average and a .924 save percentage.
- Wrapped up the 2012-13 season by guiding Modo's U-20 team to the SuperElit silver medal with a 4-1 postseason record, posting a 1.39 goals-against average and a .947 save percentage.
- Posted the best goals-against average (2.35) in the Swedish U-18 Allsvenskan in 2010-11.

CONTRACT STATUS: Signed through 2019-20
(\$1.325 million AAV)


CAREER TRANSACTIONS: Selected by Buffalo in the sixth round (163rd overall) of the 2012 NHL Draft.

NHL HIGHS | 2018-19

Man Games Lost:	1
Most Shots Faced:	45, 2/5/19 vs. MIN
Most Saves:	41, (2x). Most recent: 3/1/19 vs. PIT
Longest Winning Streak:	4 games, 12/11/18 vs. LAK to 1/3/19 vs. FLA
Longest Shutout Sequence:	100:02, 12/16/18 at BOS to 1/3/19 vs. FLA

ULLMARK | vs NHL

Team	GP	W-L-OT	SO	GA	GAA	SV%
Anaheim	1	1-0-0	1	0	0.00	1.000
Arizona	2	1-0-0	1	1	0.66	.980
Boston	2	1-1-0	0	4	2.02	.949
Buffalo	0	0-0-0	0	0	0.00	.000
Calgary	1	1-0-0	0	3	2.95	.909
Carolina	2	0-1-1	0	10	4.92	.831
Chicago	1	0-0-0	0	2	6.32	.714
Colorado	0	0-0-0	0	0	0.00	.000
Columbus	3	1-1-1	0	10	3.33	.915
Dallas	3	0-3-0	0	5	1.71	.939
Detroit	5	3-0-2	0	13	2.50	.924
Edmonton	2	0-1-0	0	6	4.80	.818
Florida	5	2-2-1	0	16	3.19	.914
Los Angeles	3	3-0-0	0	5	1.62	.929
Minnesota	3	3-0-0	0	8	2.59	.930
Montreal	2	0-1-0	0	6	3.64	.889
Nashville	2	0-2-0	0	7	4.88	.825
New Jersey	3	0-3-0	0	8	2.76	.884
NY Islanders	4	3-1-0	0	7	1.74	.938
NY Rangers	2	0-1-0	0	6	4.04	.846
Ottawa	1	1-0-0	0	2	2.00	.931
Philadelphia	2	1-1-0	0	7	3.50	.899
Pittsburgh	1	1-0-0	0	3	2.81	.932
San Jose	0	0-0-0	0	0	0.00	.000
St. Louis	2	0-1-1	0	4	1.94	.927
Tampa Bay	3	0-3-0	0	11	4.78	.857
Toronto	3	0-2-1	0	10	3.85	.878
Vancouver	3	1-2-0	0	11	3.69	.879
Vegas	0	0-0-0	0	0	0.00	.000
Washington	1	0-1-0	0	2	2.07	.923
Winnipeg	1	1-0-0	0	2	2.00	.955
NHL Totals	63	24-27-7	2	169	2.87	.910



GOALTENDER

LINUS ULLMARK 35



INTERNATIONAL CAREER | HIGHLIGHTS

- Did not play but was a member of the bronze-medal winning Swedish team at the 2014 IIHF World Championship.



NHL FIRSTS

Game: 10/24/15 vs. NJD
Win: 10/30/15 vs. PHI
Shutout: 10/13/18 at ARI

CAREER STATS | REGULAR SEASON

SEASON	TEAM	LEAGUE	REGULAR SEASON										PLAYOFFS						
			GP	W	L	OT	SO	GA	SV%	GAA	MIN	GP	W	L	SO	GA	SV%	GAA	MIN
2008-09	Kramfors U18	SWE-U18	14	--	--	--	0	54	.895	3.93	894	--	--	--	--	--	--	--	--
2009-10	Modo U18	SWE-U18	4	--	--	--	--	--	.893	3.00	--	--	--	--	--	--	--	--	
	Modo U18	SWE-U18-A	4	--	--	--	--	--	.894	3.34	--	2	--	--	0	7	.896	3.50	120
2010-11	Kramfors U18	SWE-U18	2	--	--	--	0	11	.820	5.50	120	--	--	--	--	--	--	--	
	Modo U18	SWE-U18-A	13	--	--	--	--	--	.913	2.35	--	2	--	--	0	6	.850	3.49	103
	Modo U18	SWE-U18	11	--	--	--	--	--	.925	2.05	--	--	--	--	--	--	--	--	
2011-12	Modo Jr.	SWE-Jr.	1	--	--	--	0	2	.923	2.00	60	--	--	--	--	--	--	--	
	Modo Jr.	SWE-Jr.	25	14	11	--	1	70	.918	2.76	1,521	5	3	1	1	9	.927	2.24	242
2012-13	Modo	SHL	3	0	2	--	0	8	.889	3.24	149	--	--	--	--	--	--	--	
	Modo Jr.	SWE-Jr.	23	18	5	0	2	46	.924	2.04	1,352	5	4	1	1	1	.947	1.39	304
	Modo	SHL	6	3	1	0	0	11	.934	2.07	320	2	1	1	0	3	.955	1.47	123
2013-14	Mora	SWE-2	6	4	2	0	0	12	.904	2.10	343	--	--	--	--	--	--	--	
	Modo	SHL	35	17	16	0	3	71	.931	2.08	2,043	2	0	2	0	9	.899	4.24	127
2014-15	Modo	SHL	35	12	20	0	1	100	.905	3.12	1,926	4	4	0	2	2	.980	0.50	240
2015-16	Rochester	AHL	28	10	16	0	0	90	.902	3.41	1,582	--	--	--	--	--	--	--	
	Buffalo	NHL	20	8	10	2	0	49	.913	2.60	1,131	--	--	--	--	--	--	--	
2016-17	Rochester	AHL	55	26	27	2	1	153	.909	2.87	3,202	--	--	--	--	--	--	--	
	Buffalo	NHL	1	0	1	0	0	3	.917	3.05	59	--	--	--	--	--	--	--	
2017-18	Rochester	AHL	44	21	12	10	2	105	.922	2.44	2,579	3	0	3	0	16	.800	5.50	175
	Buffalo	NHL	5	1	2	0	0	8	.935	2.00	241	--	--	--	--	--	--	--	
2018-19	Buffalo	NHL	37	15	14	5	2	109	.905	3.11	2,102	--	--	--	--	--	--	--	
NHL Totals			63	24	27	7	2	169	.910	2.87	3,532	--	--	--	--	--	--	--	
Buffalo Totals			63	24	27	7	2	169	.910	2.87	3,532	--	--	--	--	--	--	--	

SINGLE-GAME HIGHS

MOST SHOTS FACED: 46, 12/1/15 at DET
MOST SAVES: 44, 1/11/18 vs. CBJ
MOST SAVES IN SHUTOUT: 40, 12/22/18 vs. ANA

LONGEST STREAKS

LONGEST WINNING STREAK: 4 games, 12/11/18 vs. LAK to 1/3/19 vs. FLA
LONGEST SHUTOUT SEQUENCE: 100:02, 12/16/18 at BOS to 1/3/19 vs. FLA

HONORS AND AWARDS

PROFESSIONAL
 2014 SHL Goalie of the Year
 2016 AHL All-Star Classic
 2017 AHL All-Star Classic

INTERNATIONAL
 2014 IIHF World Championship Bronze Medal

AMATEUR
 2013 J20 SM Silver Medal
 2013 J20 SuperElit Best Goaltender

SHUTOUTS | 2


DATE	OPPONENT	SCORE	SAVES
Oct. 13, 2018	at Arizona	3-0	36
Dec. 22, 2018	vs. Anaheim	3-0	40

PENALTY SHOTS | 1-FOR-1

DATE	OPPONENT	SHOOTER	RESULTS
Dec. 16, 2018	at Boston	Ryan Donato	No Goal

SHOOTOUT STATS

GOALS AGAINST	SHOTS AGAINST	SAVE PERCENTAGE	RECORD
3	16	.813	2-2



JIH-mee VEE-see

LEFT WING

JIMMY VESEY

13

Born May 26, 1993 | Boston, Massachusetts
6 ft 3 in | 202 lbs | Shoots Left



2018-19 | HIGHLIGHTS

- Established career-high totals in games played (81), assists (18), points (35) and time on ice per game (16:03) while tying his previous best with 17 goals.
- Of his 35 points, 31 were either a goal (17) or primary assist (18).
- Ranked second among all Rangers in game-winning goals (4) and ranked third in even-strength goals (16).
- Recorded a goal and an assist in three consecutive games from Feb. 23 vs. New Jersey to Feb. 27 vs. Tampa Bay, marking the longest goal-scoring streak of his career and tying as his longest assist streak and point streak.
- Recorded an assist in his 200th NHL game on Jan. 8 at Vegas.

PROFESSIONAL CAREER | HIGHLIGHTS

- Is one of eight NHL players to have scored at least 50 goals since 2016-17 while averaging less than 15:00 of ice time per game.
- Through the first three years of his career, the Rangers recorded a 45-18-10 record (.685) in games in which he tallied a point, including a 29-9-5 record (.733) when he scored a goal.
- Established a career high with 17 goals in 79 games in 2017-18; tied for the team lead in game-winning goals (4) and game-deciding goals (1) and ranked third in even strength goals (16).
- Scored two goals in a span of 29 seconds on Nov. 8, 2017 vs. Boston, becoming the first Ranger to tally two goals in 29 or fewer seconds since Jaromir Jagr on Nov. 14, 2006 vs. New Jersey.
- Recorded his first NHL hat trick, including the game-winning goal, on March 12, 2018 vs. Carolina.
- Ranked second among NHL rookies in 2016-17 in game-winning goals (6) and tied for fifth in power-play goals (5), tying for the Rangers' team lead in game-winning goals and game-deciding goals (1).
- Made his NHL regular-season debut on Oct. 13, 2016 vs. NY Islanders; recorded his first NHL point with the game-winning goal on Oct. 17 vs. San Jose.
- Appeared in his first NHL playoff game in Game 1 of the Eastern Conference Quarterfinals on April 12, 2017 at Montreal.
- Tallied his first career NHL playoff point with an assist in Game 2 at Montreal on April 14, 2017 and scored his first NHL playoff goal in Game 5 of the Eastern Conference Semifinals on May 6 at Ottawa.

AMATEUR CAREER | HIGHLIGHTS

- Was named ECAC Player of the Year and Ivy League Player of the Year in both 2014-15 and 2015-16.
- As a senior in 2015-16, won the Hobey Baker Award as the top player in collegiate hockey, becoming the fourth player in Harvard's history to win the award.
- Ranked fourth in the NCAA in 2015-16 in goals per game (0.73), tied for seventh in total goals (24) and ranked eighth in points per game (1.39).
- Established collegiate career-highs during his junior year in 2014-15 in games played (37), goals (32), assists (26), points (58), power-play goals (seven), game-winning goals (six), plus/minus rating (plus-23), and shots on goal (158), earning a nomination as a finalist for the Hobey Baker Award.



NHL FIRSTS

Game: 10/13/16 vs. NYI
Goal: 10/17/16 vs. SJS
Assist: 10/26/16 vs. BOS

CONTRACT STATUS: Signed through 2019-20 (\$2.275 million AAV)


CAREER TRANSACTIONS: Acquired by Buffalo from NY Rangers in exchange for a third-round pick in the 2021 NHL Draft, July 1, 2019; Signed by NY Rangers as an unrestricted free agent, August 19, 2016; Acquired by Buffalo from Nashville in exchange for a third-round pick in the 2016 NHL Draft, June 20, 2016; Selected by Nashville in the third round (66th overall) of the 2012 NHL Draft.

SEASON HIGHS | 2018-19

Man Games Lost: 0
Most Goals: 2, (2x). Most recent: 11/4/18 vs. BUF
Most Assists: 1, (18x). Most recent: 2/27/19 vs. TBL
Most Points: 2, (7x). Most recent: 2/27/19 vs. TBL (1+1)
Most Shots: 6, 10/16/18 vs. COL
Highest TOI: 23:51, 12/2/18 vs. WPG

VESEY | vs NHL

Team	GP	G	A	P	PIM
Anaheim	6	0	4	4	4
Arizona	6	1	2	3	0
Boston	8	3	3	6	2
Buffalo	9	5	2	7	4
Calgary	5	1	0	1	0
Carolina	12	6	4	10	2
Chicago	6	0	0	0	7
Colorado	6	1	0	1	2
Columbus	13	5	2	7	0
Dallas	5	1	0	1	2
Detroit	9	0	1	1	0
Edmonton	6	0	0	0	0
Florida	9	0	2	2	0
Los Angeles	6	1	1	2	10
Minnesota	6	1	0	1	0
Montreal	9	1	3	4	2
Nashville	6	1	1	2	0
New Jersey	12	4	2	6	11
NY Islanders	12	2	1	3	4
NY Rangers	0	0	0	0	0
Ottawa	9	0	1	1	7
Philadelphia	12	0	1	1	0
Pittsburgh	11	1	0	1	0
San Jose	6	1	0	1	0
St. Louis	6	2	2	4	0
Tampa Bay	9	2	2	4	4
Toronto	9	2	1	3	0
Vancouver	6	2	1	3	0
Vegas	4	1	1	2	0
Washington	12	5	3	8	6
Winnipeg	5	1	0	1	0
NHL Totals	240	50	40	90	67



LEFT WING

JIMMY VESELEY 13



AMATEUR CAREER | HIGHLIGHTS

- Led the NCAA in 2014-15 in goals and goals per game (0.86), ranked second in points per game (1.57), ranked third in points, tied for sixth in game-winning goals, and tied for 10th in shots on goal.
- Notched a point in 34 of 37 contests and posted a collegiate career-high 20-game point streak during the first 20 games of the season (18+16).
- Recorded 13 points (9-4) in seven games to lead Harvard to the 2015 ECAC Tournament Championship and was named MVP of the Tournament.
- Earned a selection to the ECAC All-Rookie Team in 2012-13 after tying for Harvard's team lead in goals (11) and for third on the team in points (18) as a freshman.

INTERNATIONAL CAREER | HIGHLIGHTS

- Registered three assists in nine games to help the United States earn a bronze medal at the 2015 IIHF World Championship.
- Recorded five points (1+4) and earned a gold medal with the United States at the 2013 IIHF World Junior Championship.

CAREER STATS | REGULAR SEASON

SEASON	TEAM	LEAGUE	GP	G	A	P	+/-	PIM	PP	SH	GW	S	S%	PLAYOFFS				
														GP	G	A	P	PIM
2012-13	Harvard	ECAC	27	11	7	18	-11	25	2	0	0	79	13.9	--	--	--	--	--
	United States	WJC	7	1	4	5	3	2	0	0	0	8	12.5	--	--	--	--	--
2013-14	Harvard	ECAC	31	13	9	22	-6	14	4	0	5	145	9.0	--	--	--	--	--
2014-15	Harvard	ECAC	37	32	26	58	23	21	7	1	6	158	20.3	--	--	--	--	--
	United States	WC	9	0	3	3	1	0	0	0	0	13	0.0	--	--	--	--	--
2015-16	Harvard	ECAC	33	24	22	46	11	6	6	1	5	148	16.2	--	--	--	--	--
2016-17	NY Rangers	NHL	80	16	11	27	-13	26	5	0	6	116	13.8	12	1	4	5	9
2017-18	NY Rangers	NHL	79	17	11	28	-18	20	1	0	4	136	12.5	--	--	--	--	--
2018-19	NY Rangers	NHL	81	17	18	35	-6	21	1	0	4	154	11.0	--	--	--	--	--
NHL Totals			240	50	40	90	-37	67	7	0	14	406	12.3	12	1	4	5	9

SINGLE-GAME HIGHS

- GOALS:** 3, 3/12/18 vs. CAR
- ASSISTS:** 2, 11/1/16 vs. STL
- POINTS:** 3, (3x). Most recent: 3/24/18 vs. BUF (2+1)
- PENALTY MINUTES:** 10, 1/21/18 at LAK
- SHOTS:** 7, 12/13/16 vs. CHI
- TIME ON ICE:** 23:51, 12/2/18 vs. WPG

LONGEST STREAKS

- GOALS:** 3 games, 2/23/19 vs. NJD to 2/27/19 vs. TBL
- ASSISTS:** 3 games, (3x). Most recent: 2/23/19 vs. NJD to 2/27/19 vs. TBL
- POINTS:** 3 games, (5x). Most recent: 2/23/19 vs. NJD to 2/27/19 vs. TBL (3+3)

HAT TRICKS | 1

DATE	OPPONENT	GOALIE
March 12, 2018	vs. Carolina	Scott Darling

PENALTY SHOTS | 0-FOR-1

DATE	OPPONENT	GOALIE	RESULT
Jan. 4, 2019	at Colorado	Philipp Grubauer	Unsuccessful

SHOOTOUT STATS

GOALS	ATTEMPTS	PCT	GDG
3	8	37.5	3


HONORS AND AWARDS

INTERNATIONAL

- 2013 IIHF World Junior Championship Gold Medal
- 2015 IIHF World Championship Bronze Medal

AMATEUR

- 2013 ECAC All-Rookie Team
- 2015 Hobey Baker Award Finalist
- 2015 NCAA (East) First All-American Team
- 2015 ECAC Champion
- 2015 ECAC Player of the Year
- 2015 ECAC First All-Star Team
- 2015 ECAC Tournament MVP
- 2015 ECAC All-Tournament Team
- 2016 Hobey Baker Award
- 2016 NCAA (East) First All-American Team
- 2016 ECAC Player of the Year
- 2016 ECAC First All-Star Team
- 2016 ECAC All-Tournament Team



SKAHT WIHL-suhn

LEFT WING

SCOTT WILSON

Born April 25, 1992 | Oakville, Ontario
5 ft 11 in | 177 lbs | Shoots Left



2018-19 | HIGHLIGHTS

- Missed the first 42 games of the season with an ankle injury that sidelined him until January.
- Appeared in 17 AHL games with the Rochester Americans after returning from injury; recorded seven points (3+4) for the team from Jan. 11 to Feb. 20.
- Re-joined the Sabres and logged four shots on goal in his season debut on Feb. 23 vs. Washington.
- Recorded three assists in 15 games with Buffalo, including in consecutive games on March 4 vs. Edmonton and on March 7 at Chicago.

PROFESSIONAL CAREER | HIGHLIGHTS

- Played for three different NHL teams during his second full NHL season in 2017-18; spent a majority of the season with the Sabres, tallying 14 points (6+8) in 49 games.
- Set NHL career highs in 2016-17 in games played (78), goals (8), assists (18) and points (26).
- Scored in a career-best three straight games from Feb. 18 to 21, 2016; it was the longest goal streak by a Penguins rookie since Jordan Staal in 2007.
- Appeared in 20 of Pittsburgh's 25 playoff games in 2017, totaling six points (3+3).
- Led the AHL with 22 goals at the time of his final recall in 2015-16 before spending two full NHL seasons in the NHL in 2016-17 and 2017-18.
- Ranked second among Wilkes-Barre/Scranton skaters with 1.06 points per game in 2015-16, also ranking third in goals (22) despite playing only 34 games with the team.
- Made his professional playoff debut with Wilkes-Barre/Scranton in 2015, ranking second on the team in playoff points per game (1.33) after recording four points (2+2) in three games.

AMATEUR CAREER | HIGHLIGHTS

- Won Hockey East titles in 2013 and 2014 with UMass-Lowell.
- Helped the River Hawks reach the Frozen Four for the first time in program history as a sophomore in 2013 by leading the team with four points (1+3) in three tournament games.
- Matched his freshman year offensive totals in his second collegiate season in 2012-13, posting 38 points (16+22) in 41 games.
- Ranked second among all NCAA freshmen in points per game (1.03) in 2011-12 after recording 38 points (16+22) in 37 games.
- Named 2012 Hockey East Rookie of the Year, was named to the 2012 Hockey East All-Rookie Team and was the 2012 recipient of the New England Hockey Writers' George C. Carens Rookie of the Year Award.



NHL FIRSTS

Game: 12/2/14 vs. NJD
Goal: 2/18/16 vs. DET
Assist: 12/21/15 vs. CBJ

CONTRACT STATUS: Signed through 2019-20
(\$1.05 million AAV)


CAREER TRANSACTIONS: Acquired by Buffalo from Detroit in exchange for a fifth-round pick in the 2019 NHL Draft, Dec. 4, 2017; Acquired by Detroit from Pittsburgh with a third-round pick in the 2018 NHL Draft in exchange for Riley Sheahan, Oct. 21, 2017; Selected by Pittsburgh in the seventh round (209th overall) of the 2011 NHL Draft.

SEASON HIGHS | 2018-19

Man Games Lost: 42
Most Goals: N/A
Most Assists: 1, (3x). Most recent: 4/6/19 at DET
Most Points: 1, (3x). Most recent: 4/6/19 at DET (0+1)
Most Shots: 4, 2/23/19 vs. WSH
Highest TOI: 16:31, 3/7/19 at CHI

WILSON | vs NHL

Team	GP	G	A	P	PIM
Anaheim	4	0	0	0	0
Arizona	5	1	0	1	0
Boston	6	1	1	2	27
Buffalo	6	1	0	1	2
Calgary	7	1	1	2	2
Carolina	7	2	1	3	0
Chicago	7	1	2	3	2
Colorado	6	0	0	0	2
Columbus	9	0	2	2	5
Dallas	4	0	1	1	0
Detroit	7	1	1	2	0
Edmonton	6	0	3	3	0
Florida	9	0	2	2	2
Los Angeles	4	0	0	0	0
Minnesota	3	0	1	1	2
Montreal	4	0	1	1	0
Nashville	6	1	2	3	0
New Jersey	10	1	1	2	2
NY Islanders	4	0	1	1	0
NY Rangers	10	1	0	1	0
Ottawa	10	2	1	3	0
Philadelphia	8	0	2	2	4
Pittsburgh	2	0	0	0	4
San Jose	2	1	0	1	0
St. Louis	5	0	0	0	0
Tampa Bay	9	3	0	3	2
Toronto	9	0	1	1	0
Vancouver	5	0	3	3	0
Vegas	1	0	0	0	0
Washington	7	0	1	1	0
Winnipeg	5	2	2	4	0
NHL Totals	187	19	30	49	56



LEFT WING

SCOTT WILSON 20



CAREER STATS REGULAR SEASON														PLAYOFFS				
SEASON	TEAM	LEAGUE	GP	G	A	P	+/-	PIM	PP	SH	CW	S	S%	GP	G	A	P	PIM
2011-12	UMass-Lowell	H-East	37	16	22	38	12	26	5	0	2	83	19.3	--	--	--	--	--
2012-13	UMass-Lowell	H-East	41	16	22	38	6	32	6	0	5	114	14.0	--	--	--	--	--
2013-14	UMass-Lowell	H-East	31	7	12	19	5	24	1	0	1	108	6.5	--	--	--	--	--
	Wilkes-Barre/Scranton	AHL	1	0	0	0	0	0	0	0	0	1	0.0	--	--	--	--	--
2014-15	Wilkes-Barre/Scranton	AHL	55	19	22	41	14	30	7	0	7	147	12.9	3	2	2	4	0
	Pittsburgh	NHL	1	0	0	0	0	0	0	0	0	0	0.0	3	0	0	0	0
2015-16	Wilkes-Barre/Scranton	AHL	32	22	14	36	4	19	9	0	7	114	19.3	--	--	--	--	--
	Pittsburgh	NHL	24	5	1	6	0	12	0	0	1	39	12.8	--	--	--	--	--
2016-17	Pittsburgh	NHL	78	8	18	26	0	32	0	0	1	127	6.3	20	3	3	6	11
2017-18	Pittsburgh	NHL	3	0	0	0	-2	0	0	0	0	3	0.0	--	--	--	--	--
	Detroit	NHL	17	0	0	0	-1	0	0	0	0	10	0.0	--	--	--	--	--
	Buffalo	NHL	49	6	8	14	-17	8	0	0	0	85	7.1	--	--	--	--	--
2018-19	Rochester	AHL	17	3	4	7	-6	4	1	0	0	47	6.4	--	--	--	--	--
	Buffalo	NHL	15	0	3	3	-8	4	0	0	0	25	0.0	--	--	--	--	--
NHL Totals			187	19	30	49	-28	56	0	0	2	289	6.6	23	3	3	6	11
Buffalo Totals			64	6	11	17	-25	12	0	0	0	110	5.5	--	--	--	--	--

SINGLE-GAME HIGHS

- GOALS:** 1, (19x). Most recent: 3/8/18 at OTT
- ASSISTS:** 2, (2x). Most recent: 1/31/17 vs. NSH
- POINTS:** 2, (3x). Most recent: 2/10/18 at BOS (1+1)
- PENALTY MINUTES:** 17, 1/26/17 at BOS
- SHOTS:** 5, (3x). Most recent: 2/13/18 vs. TBL
- TIME ON ICE:** 22:23, 3/10/18 vs. VGK

LONGEST STREAKS

- GOALS:** 3 games, 2/18/16 vs. DET to 2/21/16 at BUF
- ASSISTS:** 3 games, 3/8/17 at WPG to 3/11/17 at VAN
- POINTS:** 3 games, (4x). Most recent: 1/22/18 at CGY to 1/25/18 at VAN (1+2)

HAT TRICKS | 0

DATE	OPPONENT	GOALIE
N/A		

PENALTY SHOTS | 0-FOR-1


DATE	OPPONENT	GOALIE	RESULT
Nov. 2, 2016	at Anaheim	John Gibson	Unsuccessful

SHOOTOUT STATS

GOALS	ATTEMPTS	PCT	GDG
N/A			

HONORS AND AWARDS

- PROFESSIONAL**
2017 Stanley Cup Champion
- AMATEUR**
2012 Hockey East Rookie of the Year
2012 Hockey East All-Rookie Team
2013 Hockey East Champion
2013 Hockey East Tournament All-Star Team
2014 Hockey East Champion

**RASMUS ASPLUND** CENTER

December 3, 1997 | Filipstad, Sweden | 5 ft 11 in | 190 lbs | Shoots Left



Selected by Buffalo in the second round (33rd overall) of the 2016 NHL Draft.

CAREER | HIGHLIGHTS


- Made his North American debut in 2018-19 with the Rochester Americans (AHL), ranking second on the team with 31 assists as a rookie; recorded 23 of his 41 points in the final 22 games of the season.
- Skated in a career-high 50 games in his fourth season with Färjestad BK (SHL) in 2017-18 and set personal bests in goals (8), assists (20) and points (28) while serving as an alternate captain.
- Represented Sweden at the 2017 IIHF World Junior Championship, leading the team in faceoff percentage (64.0%) and tying for fifth in the tournament with six assists while serving as an alternate captain.
- Recorded five points (3+2) in seven contests with Sweden at the 2016 IIHF World Junior Championship in Helsinki, Finland.
- Made his professional debut as a 16-year-old with Färjestad in 2014-15, tallying three points (2+1) in 35 games and skating in three postseason contests with the team.
- Also appeared in 19 games as an alternate captain for Färjestad's SuperElit team in 2014-15, leading the league in faceoff percentage (68.1%) and leading all Färjestad players with at least five games played in points per game (1.32).
- Led Sweden in faceoff percentage (56.4%) and posted five points (2+3) while serving as the team's captain during the 2015 IIHF World Under-18 Championship.
- Made his U-20 debut at age 15 in the 2013-14 Swedish SuperElit season, totaling 14 points (7+7) in 38 regular-season contests and adding a goal in four playoff games to help Färjestad capture a silver medal.
- Served as captain of Team Sweden at the 2014 World Under-17 Hockey Challenge and posted three points (2+1) in five games for Sweden at the 2014 Ivan Hlinka Memorial Tournament.

CAREER STATS | REGULAR SEASON**PLAYOFFS**

SEASON	TEAM	LEAGUE	GP	G	A	P	+/-	PIM	PP	SH	GW	S	S%	GP	G	A	P	PIM
2012-13	Färjestad U18	SWE-U18	16	6	9	15	19	6	1	0	1	36	16.7	--	--	--	--	--
	Färjestad U18	SWE-U18-A	15	4	6	10	3	14	0	0	0	42	9.5	2	0	0	0	0
2013-14	Färjestad Jr.	SWE-Jr.	38	7	7	14	-14	12	1	1	3	64	10.9	4	1	0	1	0
	Färjestad U18	SWE-U18	10	6	10	16	11	37	1	1	0	31	19.4	--	--	--	--	--
2014-15	Färjestad U18	SWE-U18-A	7	6	5	11	9	4	0	1	1	34	17.7	4	7	2	9	2
	Färjestad	SHL	35	2	1	3	0	4	1	0	1	16	12.5	3	0	0	0	0
	Färjestad Jr.	SWE-Jr.	19	8	17	25	16	14	1	0	2	61	13.1	6	3	4	7	0
2015-16	Sweden	WJ18	5	2	3	5	-2	8	1	0	0	12	16.7	--	--	--	--	--
	Färjestad	SHL	46	4	8	12	10	16	0	0	0	41	9.8	3	0	0	0	0
2016-17	Sweden	WJC	7	3	2	5	3	6	0	0	0	12	25.0	--	--	--	--	--
	Färjestad	SHL	39	6	13	19	3	10	0	0	1	45	13.3	5	0	3	3	0
2017-18	Sweden	WJC	7	1	6	7	5	0	0	0	0	8	12.5	--	--	--	--	--
	Färjestad	SHL	50	8	20	28	4	20	0	1	1	64	12.5	6	0	0	0	6
2018-19	Rochester	AHL	75	10	31	41	7	26	2	1	0	117	8.5	3	0	0	0	0



PLAYER PROFILES



WILLIAM BORGEN DEFENSE

December 19, 1996 | Moorhead, Minnesota | 6 ft 3 in | 198 lbs | Shoots | Right



Selected by Buffalo in the fourth round (92nd overall) of the 2015 NHL Draft.

CAREER | HIGHLIGHTS

- Totaled 13 points (3+11) in 71 AHL games with the Rochester Americans during his first full professional season in 2018-19.
- Made his NHL debut with Buffalo on March 26, 2019 at Ottawa; appeared in four NHL games in 2018-19, averaging 16:33 of ice time per game.
- Joined the Americans for eight games following the completion of his collegiate career; made his professional debut on March 30, 2018 vs. Charlotte.
- Completed his junior year at St. Cloud State University (NCHC) in 2017-18 with a career-high 15 points (2+13) in 36 games, helping the Huskies to an appearance in the NCAA tournament.
- Earned the 2018 National College Hockey Conference's Defensive Defenseman of the Year award and was selected to the 2018 All-NCHC Honorable Mention All-Star team.
- One of four collegiate players nationally to be named to the 2018 United States Olympic Men's Hockey Team; did not dress during the tournament.
- Earned a spot on the 2017 NCHC All-Academic Team.
- Named to the NCHC All-Rookie team after recording 14 points (1+13) in 37 regular-season games as a freshman and helping St. Cloud State to the 2016 NCHC title.
- Captured a bronze medal with the United States at the 2016 IIHF World Junior Championship in Helsinki, Finland.

CAREER STATS | REGULAR SEASON

PLAYOFFS

SEASON	TEAM	LEAGUE	GP	G	A	P	+/-	PIM	PP	SH	GW	S	S%	GP	G	A	P	PIM
2012-13	Moorhead	Minn. H.S.	24	3	16	19	--	22	--	--	--	--	--	3	0	1	1	0
2013-14	Moorhead	Minn. H.S.	24	6	10	16	--	35	--	--	--	--	--	3	2	3	5	2
	Great Plains	Minn. H.S.	13	4	3	7	--	8	--	--	--	--	--	2	0	1	1	2
2014-15	Moorhead	Minn. H.S.	24	5	21	26	--	64	--	--	--	--	--	3	1	1	2	6
	Omaha	USHL	18	1	7	8	--	0	0	0	0	37	2.7	3	0	0	0	0
2015-16	Great Plains	Minn. H.S.	17	1	6	7	--	41	--	--	--	--	--	3	0	2	2	2
	St. Cloud State	NCHC	37	1	13	14	17	36	0	0	0	31	3.2	--	--	--	--	--
2016-17	United States	WJC	7	0	3	3	6	2	0	0	0	6	0.0	--	--	--	--	--
	St. Cloud State	NCHC	33	2	10	12	4	60	0	0	0	41	4.9	--	--	--	--	--
2017-18	St. Cloud State	NCHC	36	2	13	15	9	68	1	0	1	54	3.7	--	--	--	--	--
	Rochester	AHL	8	0	0	0	0	0	0	0	0	8	0.0	--	--	--	--	--
2018-19	Rochester	AHL	71	3	11	14	8	56	0	0	0	66	4.5	3	0	0	0	0
	Buffalo	NHL	4	0	0	0	-5	0	0	0	0	2	0.0	--	--	--	--	--
NHL Totals			4	0	0	0	-5	0	0	0	0	2	0.0	--	--	--	--	--
Buffalo Totals			4	0	0	0	-5	0	0	0	0	2	0.0	--	--	--	--	--



PLAYER PROFILES



JACOB BRYSON DEFENSE

November 18, 1997 | London, Ontario | 5 ft 9 in | 179 lbs | Shoots | Left



Selected by Buffalo in the fourth round (99th overall) of the 2017 NHL Draft.

CAREER | HIGHLIGHTS

- Served as an alternate captain in his sophomore and junior seasons at Providence College.
- Set collegiate career-high totals as a junior in 2018-19 in games played (42), assists (24) and points (28), also tying his previous high with four goals; helped lead the Friars to an appearance in the 2019 NCAA Frozen Four in Buffalo, recording an assist in each of Providence's three NCAA tournament games.
- Led the Friars with 20 assists as a sophomore in 2017-18 and earned several honors for the season, including spots on the Hockey East First All-Star Team and the Hockey East All-Tournament Team.
- Ranked 10th among USHL rookies and led all rookie defensemen with 31 points (3+28) in his lone USHL season with the Omaha Lancers in 2015-16, earning a spot on the USHL All-Rookie Team; also ranked fourth among all Lancers skaters in points and second in assists.

CAREER STATS | REGULAR SEASON

PLAYOFFS

SEASON	TEAM	LEAGUE	GP	G	A	P	+/-	PIM	PP	SH	CW	S	S%	GP	G	A	P	PIM
2015-16	Omaha	USHL	56	3	28	31	-8	36	1	0	0	66	4.5	--	--	--	--	--
2016-17	Providence College	H-East	39	3	17	20	0	12	2	0	1	50	6.0	--	--	--	--	--
2017-18	Providence College	H-East	40	4	21	25	16	18	0	0	0	82	4.9	--	--	--	--	--
2018-19	Providence College	H-East	42	4	24	28	17	8	1	0	0	84	4.8	--	--	--	--	--



PLAYER PROFILES



JEAN-SEBASTIEN DEA CENTER

February 8, 1994 | Laval, Quebec | 5 ft 11 in | 168 lbs | Shoots | Right

Signed by Buffalo as an unrestricted free agent, July 1, 2019.



CAREER | HIGHLIGHTS

- Appeared in a career-high 23 NHL games with the Pittsburgh Penguins and New Jersey Devils in 2018-19, also setting career-high totals with four goals, two assists and six points.
- Totaled 44 points (17+27) despite playing in just 46 AHL games in 2018-19; his career-best .95 points per game ranked 20th among AHL players with at least 40 games played.
- Set AHL career highs in assists (32) and points (50) in the 2017-18 season with the Wilkes-Barre/Scranton Penguins, ranking second on the team in both categories.
- Made his NHL debut with Pittsburgh on April 9, 2017 at NY Rangers; appeared in five NHL games for the Penguins during the next season, scoring his first career goal – a game-winner – on Jan. 23, 2018 vs. Carolina.
- Led all Rouyn-Noranda Huskies (QMJHL) in goals and ranked second in points in both the 2012-13 and 2013-14 seasons; also ranked among the league's top 10 goal scorers in both seasons.
- Helped the Huskies to the QMJHL semifinals in 2013, leading the team and ranking sixth in the league with 12 playoff goals.

CAREER STATS | REGULAR SEASON

PLAYOFFS

SEASON	TEAM	LEAGUE	GP	G	A	P	+/-	PIM	PP	SH	GW	S	S%	GP	G	A	P	PIM
2011-12	Rouyn-Noranda	QMJHL	50	17	15	32	-5	42	4	0	3	71	23.9	4	1	2	3	0
2012-13	Rouyn-Noranda	QMJHL	68	45	40	85	21	59	25	2	4	157	28.7	14	12	9	21	24
2013-14	Rouyn-Noranda	QMJHL	65	49	26	75	4	53	17	6	8	249	19.7	9	6	3	9	12
	Wilkes-Barre/Scranton	AHL	1	0	0	0	0	0	0	0	0	1	0.0	--	--	--	--	--
2014-15	Wilkes-Barre/Scranton	AHL	43	10	11	21	1	16	7	0	3	88	11.4	4	0	0	0	2
	Wheeling	ECHL	14	4	3	7	2	6	1	0	0	47	8.5	--	--	--	--	--
2015-16	Wilkes-Barre/Scranton	AHL	75	20	16	36	13	36	4	0	5	147	13.6	10	0	0	0	18
2016-17	Wilkes-Barre/Scranton	AHL	73	18	16	34	13	59	2	0	5	124	14.5	5	2	1	3	4
	Pittsburgh	NHL	1	0	0	0	0	2	0	0	0	1	0.0	--	--	--	--	--
2017-18	Wilkes-Barre/Scranton	AHL	70	18	32	50	20	69	3	4	1	145	12.4	3	0	1	1	0
	Pittsburgh	NHL	5	1	0	1	1	2	0	0	1	1	100.0	--	--	--	--	--
2018-19	Wilkes-Barre/Scranton	AHL	26	6	16	22	-6	40	3	0	1	71	8.5	--	--	--	--	--
	Springfield	AHL	20	11	11	22	-6	18	5	0	1	47	23.4	--	--	--	--	--
	Pittsburgh	NHL	3	1	0	1	1	2	0	0	0	2	50.0	--	--	--	--	--
	New Jersey	NHL	20	3	2	5	-1	6	0	0	1	27	11.1	--	--	--	--	--
NHL Totals			29	5	2	7	1	12	0	0	2	31	16.1	--	--	--	--	--



PLAYER PROFILES



REMI ELIE LEFT WING

April 16, 1995 | Cornwall, Ontario | 6 ft 1 in | 215 lbs | Shoots | Left



Claimed off waivers by Buffalo from Dallas, Oct. 2, 2018.

CAREER | HIGHLIGHTS

- Played 16 games in his first season with the Sabres in 2018-19; set a new AHL career high with .56 points per game with the Rochester Americans.
- Appeared in his 100th NHL game on Dec. 22, 2018 vs. Anaheim.
- Appeared in a career-high 72 NHL games in 2017-18 with the Dallas Stars, recording career-high totals in goals (6), assists (8) and points (14).
- Recorded his first nine professional playoff points (2+7) in 19 games to help Texas reach the Calder Cup Finals.
- Posted AHL career-high totals in goals (9), assists (19) and points (28) with Texas in 2016-17.
- Made his NHL debut on March 4, 2017 at Florida; recorded his first NHL point with an assist four days later on March 8, 2017 vs. Ottawa and scored his first NHL goal in his next game on March 12, 2017 at San Jose.
- Posted 17 points (6+11) in 64 games during his first professional season with Texas in 2015-16, recording his first AHL point with an assist on Oct. 16, 2015 vs. Chicago and scoring his first AHL goal on Oct. 18, 2015 at Rockford.
- Tallied more than a point per game in two of his three OHL seasons; ranked second among Erie Otters skaters with 24 points (4+20) in 20 playoff games during his final season in 2014-15 to help lead the Otters to an OHL Finals appearance.
- Won an OHL Championship with the London Knights as a rookie in 2012-13, posting eight points (4+4) in 21 playoff contests.

CAREER STATS | REGULAR SEASON

PLAYOFFS

SEASON	TEAM	LEAGUE	GP	G	A	P	+/-	PIM	PP	SH	CW	S	S%	GP	G	A	P	PIM
2012-13	London	OHL	65	7	10	17	7	34	0	0	1	--	--	21	4	4	8	8
2013-14	London	OHL	6	1	2	3	-1	4	0	0	0	--	--	--	--	--	--	--
	Belleville	OHL	61	28	37	65	-12	44	10	0	2	--	--	--	--	--	--	--
2014-15	Belleville	OHL	35	14	20	34	4	24	5	2	3	--	--	--	--	--	--	--
	Erie	OHL	28	16	26	42	23	14	2	0	2	--	--	20	4	20	24	20
2015-16	Texas	AHL	64	6	11	17	-6	51	1	0	1	79	7.6	4	0	0	0	0
2016-17	Texas	AHL	53	9	19	28	-2	37	1	1	0	83	10.8	--	--	--	--	--
	Dallas	NHL	18	1	6	7	5	8	0	0	0	15	6.7	--	--	--	--	--
2017-18	Dallas	NHL	72	6	8	14	5	18	0	0	1	70	8.6	--	--	--	--	--
	Texas	AHL	4	1	0	1	3	6	0	0	1	7	14.3	19	2	7	9	10
2018-19	Rochester	AHL	25	8	6	14	2	14	2	1	1	53	15.1	3	0	0	0	0
	Buffalo	NHL	16	0	1	1	-3	2	0	0	0	9	0.0	--	--	--	--	--
	NHL Totals		106	7	15	22	7	28	0	0	1	94	7.4	--	--	--	--	--
	Buffalo Totals		16	0	1	1	-3	2	0	0	0	9	0.0	--	--	--	--	--

**CASEY FITZGERALD** DEFENSE

February 25, 1997 | North Reading, Massachusetts | 5 ft 11 in | 180 lbs | Shoots | Right



Selected by Buffalo in the third round (86th overall) of the 2016 NHL Draft.

CAREER | HIGHLIGHTS

- Made his professional debut in 2018-19, tallying three points (1+2) in four AHL games with the Rochester Americans following the completion of his collegiate career.
- Recorded two assists in his first professional contest on March 30, 2019 at Binghamton and scored his first professional goal in the Amerks' regular-season finale on April 14, 2019 at Belleville.
- Played four seasons with Boston College, serving as a team captain during his junior and senior seasons and missing just six games during his entire collegiate career.
- Earned a spot on the Hockey East All-Rookie Team in 2015-16, earned Hockey East Best Defensive Defenseman honors and was selected to the Hockey East Second All-Star Team in 2017-18, and was named a Hockey East All-Star Honorable Mention in 2018-19.
- Led all Eagles in shots on goal (102), blocked shots (43) and power-play assists (7) while captaining the team to a Hockey East regular-season title in 2017-18.
- Led Boston College defensemen with a career-best 27 points (4+23) as a freshman in 2015-16, ranking 11th among all NCAA defensemen that season.
- Has represented the United States in three international tournaments, winning a gold medal each time: 2014 IIHF World Under-17 Hockey Challenge, 2015 IIHF World Under-18 Championship and 2017 IIHF World Junior Championship.

CAREER STATS | REGULAR SEASON**PLAYOFFS**

SEASON	TEAM	LEAGUE	GP	G	A	P	+/-	PIM	PP	SH	GW	S	S%	GP	G	A	P	PIM
2013-14	USNTDP	USHL	33	2	1	3	-10	18	0	1	0	42	4.8	--	--	--	--	--
	United States	WJ17	6	0	2	2	--	2	0	0	0	--	0.0	--	--	--	--	--
2014-15	USNTDP	USHL	22	3	5	8	16	53	0	0	0	22	13.6	--	--	--	--	--
	United States	WJ18	7	1	3	4	12	4	0	0	0	8	12.5	--	--	--	--	--
2015-16	Boston College	H-East	39	4	23	27	27	46	3	0	0	51	7.8	--	--	--	--	--
2016-17	Boston College	H-East	37	5	17	22	7	46	2	0	2	53	9.4	--	--	--	--	--
	United States	WJC	7	0	3	3	-1	6	0	0	0	6	0.0	--	--	--	--	--
2017-18	Boston College	H-East	36	6	13	19	-2	45	2	0	2	102	5.9	--	--	--	--	--
2018-19	Boston College	H-East	39	2	12	14	-6	26	0	0	0	98	2.0	--	--	--	--	--
	Rochester	AHL	4	1	2	3	1	0	0	0	0	4	0.0	--	--	--	--	--



PLAYER PROFILES



JOHN GILMOUR DEFENSE

May 17, 1993 | Montreal, Quebec | 6 ft 0 in | 188 lbs | Shoots | Left



Signed by Buffalo as an unrestricted free agent, July 1, 2019.

CAREER | HIGHLIGHTS

- Ranked second among AHL defensemen and led the Hartford Wolf Pack (AHL) with a career-high 54 points (20+34) in 70 games; his efforts earned him a selection to the AHL First All-Star Team and a spot in the 2019 AHL All-Star Classic.
- His 34 assists in 2018-19 also led all Hartford skaters and his 20 goals, which established a franchise record for Hartford defensemen, ranked him second among league blueliners.
- Totaled 26 points (6+20) in 44 games during his second AHL season in 2017-18, leading Hartford defensemen in assists and points and earning a spot in the 2018 AHL All-Star Classic; won the fastest skater event at the AHL Skills Competition.
- Made his NHL debut with the New York Rangers on Feb. 9, 2018 vs. Calgary and recorded his first NHL point with a goal two games later on Feb. 13, 2018 at Minnesota.
- Became the first rookie defenseman in Rangers history to tally an overtime goal on Feb. 28, 2018 vs. Vancouver.
- Ranked third among team defensemen with 25 points (6+19) in his first professional season with Hartford in 2016-17.
- Played four seasons with Providence College, helping the Friars to their first NCAA National Championship in 2014-15; ranked fifth among NCAA defensemen with 16 power-play points as a senior in 2015-16.

CAREER STATS | REGULAR SEASON

PLAYOFFS

SEASON	TEAM	LEAGUE	GP	G	A	P	+/-	PIM	PP	SH	GW	S	S%	GP	G	A	P	PIM
2011-12	Cedar Rapids	USHL	58	10	14	24	0	14	5	0	5	74	13.5	2	0	1	1	0
2012-13	Providence College	H-East	38	4	9	13	3	35	2	0	0	37	10.8	--	--	--	--	--
2013-14	Providence College	H-East	39	5	13	18	0	22	1	0	1	70	7.1	--	--	--	--	--
2014-15	Providence College	H-East	30	4	7	11	2	10	2	0	2	48	8.3	--	--	--	--	--
2015-16	Providence College	H-East	34	9	14	23	3	18	4	0	0	66	13.6	--	--	--	--	--
2016-17	Hartford	AHL	76	6	19	25	-39	18	1	0	0	110	5.5	--	--	--	--	--
2017-18	Hartford	AHL	44	6	20	26	-15	22	2	0	2	84	7.1	--	--	--	--	--
	NY Rangers	NHL	28	2	3	5	-11	14	1	0	1	61	3.3	--	--	--	--	--
2018-19	Hartford	AHL	70	20	34	54	-11	31	5	0	5	170	11.8	--	--	--	--	--
	NY Rangers	NHL	5	0	0	0	-3	4	0	0	0	9	0.0	--	--	--	--	--
	NHL Totals		33	2	3	5	-14	18	1	0	1	70	2.9	--	--	--	--	--



PLAYER PROFILES



ANDREW HAMMOND GOALTENDER

February 11, 1988 | Surrey, British Columbia | 6 ft 2 in | 223 lbs | Catches | Left

Signed by Buffalo as an unrestricted free agent, July 1, 2019.



CAREER | HIGHLIGHTS

- Logged the best goals-against average of his AHL career in 2018-19 with the Iowa Wild, posting nearly identical numbers in that category (2.81) and save percentage (.910) as he did in his rookie season with the Binghamton Senators; also posted his best AHL points percentage (.606).
- Backstopped Iowa to the franchise's first-ever playoff series win in 2019 and finished the postseason with a 5-6 record and .912 save percentage.
- Set Iowa's franchise record with a career-high 55 saves in a 6-5 overtime with vs. Colorado on Oct. 26, 2018.
- Appeared in three playoff games with the Ottawa Senators in 2018, stopping 45 of 46 shots to earn the first playoff win of his NHL career on April 20, 2018 at Nashville.
- Posted a 20-1-2 record with Ottawa in his best NHL season in 2014-15; his .941 save percentage and 1.79 goals-against average both led all NHL goaltenders with more than two games played that season.
- Became the first NHL goaltender in Senators history to win his first five career starts and later won a career-best nine straight games to go 14-0-1 in his first 15 decisions.
- Allowed two or fewer goals in each of his first 12 NHL starts, joining Frank Brimsek (1938-39) as just the second goaltender ever to do so.
- Made his NHL debut with the Senators in relief on Feb. 27, 2014 vs. Detroit, stopping all 11 shots he faced in 35 minutes of action.
- Made his professional debut with the Binghamton Senators (AHL) in 2013-14, playing a career-high 48 AHL games; earned his first professional victory on Oct. 20, 2013 at Bridgeport and got his first professional playoff win on April 26 vs. Wilkes-Barre/Scranton.
- Played four years at Bowling Green State University (CCHA); started all 44 of the team's games as a junior in 2011-12, setting the school's record for minutes played (2,615:18).

CAREER STATS | REGULAR SEASON

PLAYOFFS

SEASON	TEAM	LEAGUE	GP	W	L	OT	SO	GA	SV%	GAA	MIN	GP	W	L	SO	GA	SV%	GAA	MIN
2009-10	Bowling Green	CCHA	19	0	12	2	0	60	.880	4.30	837	--	--	--	--	--	--	--	--
2010-11	Bowling Green	CCHA	27	6	17	3	2	68	.915	2.67	1,529	--	--	--	--	--	--	--	--
2011-12	Bowling Green	CCHA	44	14	24	5	2	119	.903	2.73	2,615	--	--	--	--	--	--	--	--
2012-13	Bowling Green	CCHA	29	10	15	3	3	67	.917	2.47	1,626	--	--	--	--	--	--	--	--
2013-14	Binghamton	AHL	48	25	19	0	1	128	.910	2.81	2,733	4	1	3	0	13	.891	2.95	265
	Ottawa	NHL	1	0	0	0	0	0	1.000	0.00	35	--	--	--	--	--	--	--	--
2014-15	Binghamton	AHL	25	7	13	2	2	80	.898	3.51	1,369	--	--	--	--	--	--	--	--
	Ottawa	NHL	24	20	1	2	3	42	.941	1.79	1,411	2	0	2	0	7	.914	3.44	122
2015-16	Binghamton	AHL	2	0	2	0	0	8	.864	4.05	119	--	--	--	--	--	--	--	--
	Ottawa	NHL	6	0	2	0	0	14	.837	4.08	206	--	--	--	--	--	--	--	--
2016-17	Binghamton	AHL	5	2	3	0	0	16	.884	3.24	297	--	--	--	--	--	--	--	--
2017-18	Belleville	AHL	18	8	6	2	0	55	.900	3.34	987	--	--	--	--	--	--	--	--
	Ottawa	NHL	1	0	1	0	0	2	.939	2.07	58	3	1	1	0	6	.933	2.63	137
	San Antonio	AHL	1	1	0	0	0	1	.969	1.00	60	--	--	--	--	--	--	--	--
2018-19	Iowa	AHL	33	19	12	2	3	93	.910	2.81	1,988	11	5	6	2	28	.912	2.46	683
	NHL Totals		56	27	15	6	4	119	.923	2.31	3,092	5	1	3	0	13	.924	3.00	260

**BRANDON HICKEY** DEFENSE

April 13, 1996 | Edmonton, Alberta | 6 ft 2 in | 200 lbs | Shoots | Left



Acquired by Buffalo from Arizona in exchange for Hudson Fasching, June 14, 2018.

CAREER | HIGHLIGHTS


- Made his professional debut with the Rochester Americans (AHL) in 2018-19, totaling nine points (1+8) in 38 games.
- Recorded his first professional point with a goal on Oct. 20, 2018 at Belleville.
- Named team captain during his senior season at Boston University (Hockey East) in 2017-18 and was named a Hockey East All-Star Honorable Mention.
- Served as an assistant captain for the Terriers as a junior in 2016-17 and tied his career high with 11 assists.
- Set a Boston University record with 17 blocked shots in double-over time victory over North Dakota in NCAA West Regional semifinal on March 24, 2017.
- Represented Team Canada at the 2016 IIHF World Junior Championship in Helsinki, Finland.
- Completed his freshman season with Boston University in 2014-15 and led the team in blocked shots (91), also ranking second among team defensemen in goals (6) and third among team defensemen with a career-high 17 points.
- Registered his first collegiate point with an assist on the game-winning goal on Oct. 25, 2014 vs. Michigan.
- Scored his first collegiate goal on Dec. 6, 2014 vs. Merrimack.
- Posted three points (1+2) in five games for Canada at the 2013 World Under-17 Hockey Challenge.

CAREER STATS | REGULAR SEASON**PLAYOFFS**

SEASON	TEAM	LEAGUE	GP	G	A	P	+/-	PIM	PP	SH	GW	S	S%	GP	G	A	P	PIM
2012-13	Spruce Grove	AJHL	55	1	6	7	--	11	0	1	--	--	--	16	0	0	0	12
2013-14	Spruce Grove	AJHL	49	4	18	22	--	29	2	0	1	--	--	13	0	5	5	4
2014-15	Boston Univ.	H-East	41	6	11	17	19	18	3	0	1	115	5.2	--	--	--	--	--
2015-16	Boston Univ.	H-East	36	5	3	8	0	28	1	0	1	84	6.0	--	--	--	--	--
	Canada	WJC	5	0	0	0	-1	2	0	0	0	6	0.0	--	--	--	--	--
2016-17	Boston Univ.	H-East	35	4	11	15	7	41	1	1	0	67	6.0	--	--	--	--	--
2017-18	Boston Univ.	H-East	35	6	8	14	-5	45	1	0	1	77	7.8	--	--	--	--	--
2018-19	Rochester	AHL	38	1	8	9	12	18	0	0	0	51	2.0	--	--	--	--	--



PLAYER PROFILES



JONAS JOHANSSON GOALTENDER

September 19, 1995 | Gävle, Sweden | 6 ft 5 in | 219 lbs | Catches | Left



Selected by Buffalo in the third round (61st overall) of the 2014 NHL Draft.

CAREER | HIGHLIGHTS

- Played 10 games with the Rochester Americans in 2018-19, posting career-best AHL numbers in save percentage (.926) and goals-against average (2.26), and logging a 4-1-0 record; also went 18-5-3 in his second season with the Cincinnati Cyclones (ECHL).
- Appeared in seven games with Rochester for the second consecutive season in 2017-18, posting a 4-3-0 record; spent the rest of the season with the Cyclones.
- Picked up his first win as a Cyclone after stopping 32 of 33 shots faced in his ECHL debut on Nov. 24, 2017 vs. Wheeling.
- Started all five games for Cincinnati in the first-round playoff series against Fort Wayne and made 68 saves in his professional postseason debut on April 14, 2018 at Fort Wayne.
- Spent the majority of the 2016-17 campaign with Almtuna IS of HockeyAllsvenskan in Sweden, going 17-18-0 in 37 appearances with three shutouts while posting a 2.26 goals-against average and a .912 save percentage.
- Also appeared in two games with Brynäs IF of the Swedish Hockey League in 2016-17, earning a 1-1-0 record with a 2.00 goals-against average and a .920 save percentage.
- Finished the 2016-17 season with Rochester and posted his first AHL win with 28 saves in his Amerks debut on March 25, 2017 at Binghamton.
- Spent his first full professional season with Almtuna in 2015-16, logging a 24-17-2 record and a .913 save percentage in 42 games in Sweden's second division.
- Made his professional debut in 2013-14, posting a 2-2-0 record with a .914 save percentage in four games with Brynäs.
- Represented Sweden at the 2013 IIHF Under-18 World Championship in Sochi, Russia; posted a .931 save percentage and was selected as one of Sweden's top three players of the tournament.

CAREER STATS | REGULAR SEASON

PLAYOFFS

SEASON	TEAM	LEAGUE	GP	W	L	OT	SO	GA	SV%	GAA	MIN	GP	W	L	SO	GA	SV%	GAA	MIN
2011-12	Brynäs U18	SWE-U18	10	--	--	--	--	--	.926	1.59	--	--	--	--	--	--	--	--	--
	Brynäs U18	SWE-U18-A	11	6	4	--	0	30	.905	2.83	637	3	1	2	0	7	.921	2.36	179
	Brynäs Jr.	SWE-Jr.	5	1	3	--	0	13	.890	3.29	237	--	--	--	--	--	--	--	--
2012-13	Brynäs Jr.	SWE-Jr.	29	14	15	--	0	82	.899	2.91	1,690	2	0	2	0	4	.933	1.93	125
	Brynäs U18	SWE-U18-A	5	4	1	--	0	12	.924	2.36	305	7	6	1	0	21	.905	2.93	430
	Brynäs U18	SWE-U18	1	1	0	--	0	2	.929	2.00	60	--	--	--	--	--	--	--	--
2013-14	Sweden	WJ18	4	2	2	--	1	8	.931	2.23	216	--	--	--	--	--	--	--	--
	Brynäs Jr.	SWE-Jr.	23	13	9	--	1	52	.911	2.32	1,345	7	5	2	0	17	.892	2.36	433
	Brynäs	SHL	4	2	2	0	0	12	.914	2.96	243	--	--	--	--	--	--	--	--
2014-15	Brynäs Jr.	SWE-Jr.	13	6	6	--	0	46	.886	3.62	763	2	1	1	0	7	.904	3.52	120
	Almtuna	SWE-1	9	6	3	0	0	23	.896	2.58	534	--	--	--	--	--	--	--	--
	Brynäs	SHL	2	0	2	0	0	11	.842	6.30	105	--	--	--	--	--	--	--	--
2015-16	Almtuna	SWE-1	42	24	17	2	2	114	.913	2.39	2,556	--	--	--	--	--	--	--	--
	Almtuna	SWE-1	37	17	18	--	3	81	.913	2.26	2,152	--	--	--	--	--	--	--	--
	Rochester	AHL	7	3	3	0	0	20	.892	2.85	420	--	--	--	--	--	--	--	--
2017-18	Brynäs	SHL	2	1	1	0	1	4	.920	2.00	120	--	--	--	--	--	--	--	--
	Cincinnati	ECHL	27	14	11	1	0	79	.909	3.13	1,514	5	1	4	0	18	.921	3.31	326
	Rochester	AHL	7	4	3	0	0	23	.861	3.89	355	--	--	--	--	--	--	--	--
2018-19	Cincinnati	ECHL	27	18	5	3	3	70	.908	2.60	1,617	--	--	--	--	--	--	--	--
	Rochester	AHL	5	4	1	0	0	10	.926	2.26	266	--	--	--	--	--	--	--	--



PLAYER PROFILES



HENRI JOKIHARJU DEFENSE

June 17, 1999 | Oulu, Finland | 6 ft 0 in | 195 lbs | Shoots | Right



Acquired by Buffalo from Chicago in exchange for Alexander Nylander, July 9, 2019.

CAREER | HIGHLIGHTS

- Played in 68 games during his first professional season in 2018-19, including 38 NHL games with the Chicago Blackhawks and 30 games with the Rockford IceHogs (AHL).
- Began the 2018-19 season with Chicago, making his NHL debut on Oct. 4 vs. Ottawa; recorded two assists in the team's next game on Oct. 6 at St. Louis and followed that up with a career-best three points (0+3) the next night on Oct. 7 vs. Toronto.
- Recorded 17 points (2+15) in 30 AHL games with Rockford in 2018-19; his .57 points per game ranked eighth among rookie AHL defensemen with more than 20 games played.
- Won two gold medals with Finland in 2019 after representing his country at the 2019 IIHF World Junior Championship and the 2019 IIHF World Championship.
- Earned a spot on the 2018 WHL Western Conference Second All-Star Team after recording 71 points (12+59) in 63 games for the Portland Winterhawks in 2017-18; tied for eighth-most assists among all WHL players and tied for third among the league's defensemen in points.
- Led WHL rookie defensemen with 48 points (9+39) in 71 games during his first season with Portland in 2016-17.
- Won a gold medal with Finland at the 2016 IIHF World Under-18 Championship.
- Was named to the Jr. A SM-liiga Second All-Star Team as a rookie in Finland's top junior league at the age of 16 in 2015-16 after recording 29 points (9+20) in 47 games for Tappara.
- Earned a selection as a First-Team All-Star after playing as a 15-year-old in Finland's top under-18 league in 2014-15.

CAREER STATS | REGULAR SEASON

PLAYOFFS

SEASON	TEAM	LEAGUE	GP	G	A	P	+/-	PIM	PP	SH	GW	S	S%	GP	G	A	P	PIM
2014-15	Jokerit U18	FIN-U18	37	8	22	30	--	6	--	--	--	--	--	10	4	2	6	2
2015-16	Tappara Jr.	FIN-Jr.	47	9	20	29	17	20	--	--	--	--	--	3	1	2	3	4
	Finland	WJ18	7	0	3	3	3	10	0	0	0	11	0.0	--	--	--	--	--
2016-17	Tappara U18	FIN-U18	--	--	--	--	--	--	--	--	--	--	--	3	0	2	2	10
	Portland	WHL	71	9	39	48	14	38	4	0	1	--	--	11	0	3	3	4
2017-18	Portland	WHL	63	12	59	71	47	14	6	0	1	211	5.7	12	3	5	8	2
	Finland	WJC	5	2	2	4	2	2	--	--	--	--	--	--	--	--	--	--
2018-19	Chicago	NHL	38	0	12	12	-7	16	0	0	0	62	0.0	--	--	--	--	--
	Rockford	AHL	30	2	15	17	7	14	1	0	0	65	3.1	--	--	--	--	--
	Finland	WC	10	0	3	3	1	2	0	0	0	13	0.0	--	--	--	--	--
	Finland	WJC	7	2	3	5	6	2	2	0	0	24	8.3	--	--	--	--	--
NHL Totals			38	0	12	12	-7	16	0	0	0	62	0.0	--	--	--	--	--

**CURTIS LAZAR CENTER**

February 2, 1995 | Salmon Arm, British Columbia | 6 ft 0 in | 211 lbs | Shoots | Right



Signed by Buffalo as an unrestricted free agent, July 1, 2019.

CAREER | HIGHLIGHTS

- Posted AHL career highs in goals (20), assists (21) and points (41) in 57 games with the Stockton Heat in 2018-19, earning a spot at the 2019 AHL All-Star Classic; also appeared in one NHL game with the Calgary Flames.
- Made his professional debut with the Ottawa Senators in 2014-15 and spent the majority of his first four professional seasons in the NHL, appearing in just 20 AHL games during that span.
- Posted NHL highs in games played (76), assists (14) and points (20) in 2015-16 with Ottawa, also tying his previous high with six goals.
- Appeared in his first NHL game on Oct. 9, 2014 at Nashville and recorded his first career point with an assist two games later on Oct. 16, 2014 vs. Colorado.
- Represented Canada at the 2014 and 2015 IIHF World Junior Championships; captained the 2015 team to a gold medal, tying for the tournament lead with five goals.
- Was a member of the Edmonton Oil Kings teams that captured WHL titles in 2012 and 2014 and a Memorial Cup in 2014.
- Was named to the 2014 WHL Eastern Conference First All-Star Team after leading the Oil Kings and ranking ninth in the WHL with a career-best 41 goals in 2013-14.

CAREER STATS | REGULAR SEASON**PLAYOFFS**

SEASON	TEAM	LEAGUE	GP	G	A	P	+/-	PIM	PP	SH	GW	S	S%	GP	G	A	P	PIM
2010-11	Edmonton	WHL	6	0	1	1	2	0	0	0	0	--	0.0	4	1	0	1	0
2011-12	Edmonton	WHL	63	20	11	31	15	56	4	0	5	--	--	20	8	11	19	4
2012-13	Edmonton	WHL	72	38	23	61	25	47	14	2	7	--	--	22	9	2	11	20
2013-14	Edmonton	WHL	58	41	35	76	41	30	8	2	9	--	--	21	10	12	22	12
	Canada	WJC	7	3	4	7	1	0	1	2	0	12	25.0	--	--	--	--	--
2014-15	Ottawa	NHL	67	6	9	15	1	14	0	0	0	92	6.5	6	0	0	0	2
	Canada	WJC	7	5	4	9	8	0	1	2	0	17	29.4	--	--	--	--	--
2015-16	Ottawa	NHL	76	6	14	20	-1	18	1	1	0	78	7.7	--	--	--	--	--
2016-17	Ottawa	NHL	33	0	1	1	-10	4	0	0	0	24	0.0	--	--	--	--	--
	Binghamton	AHL	13	3	1	4	-1	8	2	0	1	30	10.0	--	--	--	--	--
	Calgary	NHL	4	1	2	3	2	0	0	0	2	50.0		1	0	0	0	0
2017-18	Calgary	NHL	65	2	10	12	-8	23	0	0	1	65	3.1	--	--	--	--	--
2018-19	Calgary	NHL	1	0	0	0	-1	0	0	0	0	0	0.0	--	--	--	--	--
	Stockton	AHL	57	20	21	41	-9	47	8	3	5	125	16.0	--	--	--	--	--
	NHL Totals		246	15	36	51	-17	59	1	1	1	261	5.7	7	0	0	0	2



PLAYER PROFILES



UKKO-PEKKA LUUKKONEN GOALTENDER

March 9, 1999 | Espoo, Finland | 6 ft 5 in | 220 lbs | Catches | Left



Selected by Buffalo in the second round (54th overall) of the 2017 NHL Draft.

CAREER | HIGHLIGHTS

- Won the Red Tilson Trophy as the OHL's Most Outstanding Player, was named the OHL Goaltender of the Year and was selected to the OHL First All-Star Team after leading all OHL goaltenders in wins (38), save percentage (.920) and shutouts (6) with the Sudbury Wolves in his first season in North America in 2018-19; his 38 wins broke the Wolves' franchise record.
- Opened the 2018-19 season with five straight wins and later posted a .940 save percentage during an 11-game win streak from Nov. 23, 2018 to Jan. 16, 2019 that included three shutouts.
- Made his AHL debut with the Rochester Americans in 2018-19, stopping 34 of 36 shots to earn a win in his lone appearance on April 14, 2019 at Belleville.
- Backstopped Finland to a gold medal at the 2019 IIHF World Junior Championship, earning a spot on the tournament All-Star Team after going 4-2-0 with a .932 save percentage and a 1.80 goals-against average.
- Played his first professional season in 2017-18, going 11-11-2 in 24 games for LeKi in Finland's second division and playing one Liiga game for HPK.
- Recorded the best goals-against average of any Jr. A SM-liiga goaltender in 2016-17 in both the regular season (1.78) and the playoffs (2.01), eventually backstopping HPK's under-20 team to a championship.
- Posted a 5-1-0 record and won a silver medal with Finland at the 2017 IIHF World Under-18 Championship.
- Made his debut in Finland's top junior league in 2015-16 as a 17-year-old, posting a .924 save percentage in 15 games with HPK's under-20 team; also recorded the league's best postseason goals-against average (1.94).
- Won all three of his games at the 2016 IIHF World Under-18 Championship during Finland's gold medal run, earning a spot on the tournament's All-Star Team with a .917 save percentage and a 2.00 goals-against average.

CAREER STATS | REGULAR SEASON

PLAYOFFS

SEASON	TEAM	LEAGUE	GP	W	L	OT	SO	GA	SV%	GAA	MIN	GP	W	L	SO	GA	SV%	GAA	MIN
2015-16	HPK U18	FIN-U18	31	--	--	--	--	--	.901	--	--	--	--	--	--	--	--	--	--
	HPK Jr.	FIN-Jr.	15	--	--	--	--	--	.924	1.98	--	8	--	--	--	14	.920	1.94	--
2016-17	Finland	WJ18	3	3	0	0	0	6	.917	2.00	180	--	--	--	--	--	--	--	--
	HPK Jr.	FIN-Jr.	35	--	--	--	--	58	.917	1.78	--	9	--	--	--	19	.915	2.01	--
2017-18	Finland	WJ18	6	5	1	0	0	18	.899	2.90	373	--	--	--	--	--	--	--	--
	LeKi	Mestis	24	11	11	2	0	70	.909	2.92	1,440	--	--	--	--	--	--	--	--
	Finland	WJC	5	2	2	1	--	--	.879	3.13	--	--	--	--	--	--	--	--	--
	HPK Jr.	FIN-Jr.	2	0	0	1	--	--	.924	2.50	--	--	--	--	--	--	--	--	--
2018-19	HPK	Liiga	1	0	1	0	0	2	.750	3.55	34	--	--	--	--	--	--	--	--
	Sudbury	OHL	53	38	11	4	6	128	.920	2.50	3,078	8	4	3	0	28	.906	3.27	514
	Finland	WJC	6	4	2	0	0	11	.932	1.80	367	--	--	--	--	--	--	--	--
	Rochester	AHL	1	1	0	0	0	2	.941	2.00	60	--	--	--	--	--	--	--	--

**ANDREW OGLEVIE** CENTER

February 16, 1995 | Fullerton, California | 5 ft 10 in | 180 lbs | Shoots | Right



Signed by Buffalo as an unrestricted free agent, April 11, 2018.

CAREER | HIGHLIGHTS

- Made his professional debut with the Rochester Americans (AHL) in 2018-19, recording 10 points (5+5) in 28 games as a rookie.
- Served as an alternate captain as a junior at Notre Dame (Big Ten) in 2017-18; led the team in goals (15), ranked second on the team in points (39) and set a career high in assists (24) to earn the team's Offensive Player of the Year award.
- Selected as a 2018 Big Ten Sportsmanship Award honoree.
- Part of the Notre Dame squad that posted the Big Ten's best regular-season record in 2017-18 and won the 2018 Big Ten title.
- Led all NCAA players with seven points (3+4) in four games in the 2018 NCAA Tournament, leading the Fighting Irish to the championship game and earning All-Tournament Team honors.
- Set career-high totals in goals (21) and points (41) as a sophomore in 2016-17, tying for the team lead in goals and earning the team's Most Improved Player award.
- Scored twice in three 2017 NCAA Tournament games and was named to the 2017 NCAA Northeast Regional All-Tournament Team.
- Posted his best offensive totals in his fourth and final USHL season in 2014-15, tying for 16th in the league with 53 points (21+32) in 50 games and leading the Cedar Rapids RoughRiders with 32 assists and 1.06 points per game.

CAREER STATS | REGULAR SEASON**PLAYOFFS**

SEASON	TEAM	LEAGUE	GP	G	A	P	+/-	PIM	PP	SH	GW	S	S%	GP	G	A	P	PIM
2011-12	Cedar Rapids	USHL	52	6	7	13	-13	6	1	0	0	65	9.2	--	--	--	--	--
2012-13	Cedar Rapids	USHL	60	9	11	20	-5	10	1	0	1	106	8.5	--	--	--	--	--
2013-14	Cedar Rapids	USHL	49	12	16	28	4	12	4	1	1	85	14.1	4	2	1	3	0
2014-15	Cedar Rapids	USHL	50	21	32	53	20	26	5	0	5	128	16.4	3	0	0	0	0
2015-16	Notre Dame	Big Ten	31	5	4	9	9	8	0	0	2	59	8.5	--	--	--	--	--
2016-17	Notre Dame	Big Ten	40	21	20	41	18	10	5	1	3	127	16.5	--	--	--	--	--
2017-18	Notre Dame	Big Ten	36	15	24	39	6	18	9	0	4	126	11.9	--	--	--	--	--
2018-19	Rochester	AHL	28	5	5	10	4	2	0	0	1	44	11.4	--	--	--	--	--



2019-20 Rochester Americans PLAYER PROFILES



VICTOR OLOFSSON LEFT WING

July 18, 1995 | Örnsköldsvik, Sweden | 5 ft 11 in | 183 lbs | Shoots | Left



Selected by Buffalo in the seventh round (181st overall) of the 2014 NHL Draft.

CAREER | HIGHLIGHTS

- Made his North American debut in 2018-19, leading the Rochester Americans and tying for eighth in the AHL with 30 goals in 66 games; his 63 points also topped all Amerks skaters.
- Appeared in five games with the Sabres, recording an assist in his NHL debut on March 28, 2019 vs. Detroit and scoring his first NHL goal the next game on March 30, 2019 at NY Islanders; he finished his 2018-19 stint with Buffalo with four points (2+2) in six games.
- Totaled 60 goals in 200 career SHL games from 2013-14 to 2017-18, converting on 15 percent of his 400 shots in Sweden's top professional league.
- Recorded career highs with Frölunda HC in both goals (27) and points (43) in 50 games during his fifth SHL season in 2017-18, leading the league in goals and power-play goals (14), and ranking eighth in points.
- Appeared in a career-high 51 games with Frölunda in 2016-17, ranking fourth on the club in both assists (18) and points (27).
- Helped Frölunda to their second Champions Hockey League title in 2016-17, posting 10 points (5+5) in 13 Champions League contests.
- Spent his first full professional season with Modo Hockey (SHL) in 2015-16, leading the team in goals (14) and points (29), and tying for the team lead in assists (15).
- After 11 scoreless games in 2013-14, earned his first SHL points with Modo in 2014-15, posting 18 points (10+8) in 39 games and leading the team with four power-play goals and five game-winning goals; also tied for fourth among all SHL players with more than 20 games played in shooting percentage (21.3%).
- Represented Sweden at the 2015 IIHF World Junior Championship in Canada.
- Posted his best junior season in 2013-14 in the Swedish SuperElit league, tying for the league lead with 32 goals and leading all Modo players with 53 points.


CAREER STATS | REGULAR SEASON

PLAYOFFS

SEASON	TEAM	LEAGUE	GP	G	A	P	+/-	PIM	PP	SH	CW	S	S%	GP	G	A	P	PIM
2011-12	Modo U18	SWE-U18	21	15	12	27	18	2	--	--	--	--	--	--	--	--	--	--
	Modo U18	SWE-U18-A	18	4	3	7	6	2	1	0	0	39	10.3	2	1	0	1	0
2012-13	Modo U18	SWE-U18	19	19	17	36	31	6	--	--	--	--	--	--	--	--	--	--
	Modo U18	SWE-U18-A	18	12	7	19	6	0	3	1	2	57	21.1	4	1	2	3	0
2013-14	Modo Jr.	SWE-Jr.	7	2	3	5	5	0	0	0	0	12	16.7	6	0	1	1	0
	Modo Jr.	SWE-Jr.	44	32	21	53	13	16	13	0	6	130	24.6	5	4	5	9	2
	Modo	SHL	11	0	0	0	0	0	0	0	0	3	0.0	--	--	--	--	--
2014-15	Modo	SHL	39	10	8	18	-1	4	4	0	5	47	21.3	--	--	--	--	--
	Timrå	SWE-1	8	2	0	2	0	0	0	0	0	19	10.5	--	--	--	--	--
	Sweden	WJC	7	0	1	1	1	0	0	0	0	6	0.0	--	--	--	--	--
2015-16	Modo Jr.	SWE-Jr.	6	1	3	4	-1	0	0	1	0	16	6.3	5	3	5	8	0
	Modo	SHL	49	14	15	29	-1	6	0	0	3	98	14.3	--	--	--	--	--
2016-17	Frölunda	SHL	51	9	18	27	4	2	6	0	1	91	9.9	14	4	8	12	0
2017-18	Frölunda	SHL	50	27	16	43	1	8	14	0	7	161	16.8	6	3	1	4	2
2018-19	Rochester	AHL	66	30	33	63	12	12	9	1	9	193	15.5	--	--	--	--	--
	Buffalo	NHL	6	2	2	4	1	2	2	0	0	21	9.5	--	--	--	--	--
NHL Totals			6	2	2	4	1	2	2	0	0	21	9.5	--	--	--	--	--
Buffalo Totals			6	2	2	4	1	2	2	0	0	21	9.5	--	--	--	--	--



PLAYER PROFILES



LAWRENCE PILUT DEFENSE

December 30, 1995 | Tingsryd, Sweden | 5 ft 11 in | 194 lbs | Shoots | Left



Signed by Buffalo as an unrestricted free agent, May 15, 2018.

CAREER | HIGHLIGHTS

- Split time between Buffalo and the Rochester Americans (AHL) in his first North American season in 2018-19, totaling six points (1+5) in 33 NHL games and leading all AHL defensemen with more than five games played in points per game (.87).
- Had a career year in his fifth SHL season while serving as an alternate captain for HV71 in 2017-18, more than doubling his previous career highs in every offensive category and ranking fifth among all SHL skaters with 30 assists.
- Led all SHL defensemen in points (38) and assists (30), and his eight goals tied for second-most among blueliners; earned the league's Salming Trophy as defenseman of the year.
- Won an SHL championship with HV71 in 2017, tying for second among all SHL players with a plus-10 rating in 16 playoff games.
- Split time between the SHL and the Swedish SuperElit league in 2013-14; captained HV71's under-20 team to the 2014 SuperElit title and earned Playoff MVP honors with two points (1+1) and a plus-7 rating in four postseason contests.
- Appeared in his final full junior season in 2012-13, leading all SuperElit South defensemen with 18 regular-season assists and winning the first of two back-to-back SuperElit championships with HV71.


CAREER STATS | REGULAR SEASON

PLAYOFFS

SEASON	TEAM	LEAGUE	GP	G	A	P	+/-	PIM	PP	SH	GW	S	S%	GP	G	A	P	PIM
2010-11	Tingsryds U18	SWE-U18	28	1	6	7	1	4	--	--	--	--	--	3	0	1	1	0
2011-12	HV71 U18	SWE-U18	22	3	5	8	8	8	--	--	--	--	--	--	--	--	--	--
	HV71 U18	SWE-U18-A	12	3	4	7	7	14	2	0	1	30	10.0	3	0	1	1	0
	HV71 Jr.	SWE-Jr.	3	0	1	1	0	0	0	0	0	1	0.0	--	--	--	--	--
2012-13	HV71 Jr.	SWE-Jr.	42	3	18	21	8	28	3	0	0	69	4.3	7	1	3	4	4
	HV71 U18	SWE-U18	8	1	4	5	4	2	0	0	0	38	2.6	--	--	--	--	--
	HV71 U18	SWE-U18-A	1	0	2	2	3	0	0	0	0	4	0.0	--	--	--	--	--
2013-14	HV71 Jr.	SWE-Jr.	30	3	15	18	8	26	2	0	1	74	4.1	4	1	1	2	6
	HV71	SHL	22	0	4	4	-4	18	0	0	0	14	0.0	6	0	0	0	0
2014-15	HV71	SHL	48	3	8	11	12	10	0	0	1	46	6.5	4	0	0	0	0
	Timrå	SWE-1	4	0	2	2	-1	0	0	0	0	5	0.0	--	--	--	--	--
	HV71 Jr.	SWE-Jr.	2	0	0	0	-1	0	0	0	0	0	6	--	--	--	--	--
2015-16	HV71	SHL	21	1	5	6	5	4	0	0	0	24	4.2	6	1	1	2	0
2016-17	HV71	SHL	48	3	9	12	20	20	0	0	1	66	4.6	16	2	3	5	8
2017-18	HV71	SHL	52	8	30	38	13	22	2	1	0	90	8.9	2	0	0	0	0
2018-19	Buffalo	NHL	33	1	5	6	-8	20	0	0	0	37	2.7	--	--	--	--	--
	Rochester	AHL	30	4	22	26	22	14	3	0	0	70	5.7	3	0	0	0	0
NHL Totals			33	1	5	6	-8	20	0	0	0	37	2.7	--	--	--	--	--
Buffalo Totals			33	1	5	6	-8	20	0	0	0	37	2.7	--	--	--	--	--



PLAYER PROFILES



ARTTU RUOTSALAINEN CENTER

October 29, 1997 | Oulu, Finland | 5 ft 9 in | 181 lbs | Shoots | Left



Signed by Buffalo as an unrestricted free agent, May 8, 2019.

CAREER | HIGHLIGHTS

- Ranked ninth among all Liiga skaters with a career-high 21 goals and led Ilves with a career-high 42 points in 59 games during the 2018-19 season.
- Totaled 20 points (9+11) in a career-high 60 Liiga games during his first full professional season in 2017-18.
- Won a Jr. A SM-liiga silver medal with Ässät's under-20 team in 2016-17.
- Made his professional debut with Ässät (Liiga) in the 2015-16 season, recording 10 points (5+5) in 51 games.
- Led the Jr. A SM-liiga with 1.78 points per game after posting 32 points (12+20) in 18 games in 2015-16.
- Won a silver medal with Finland at the 2015 IIHF World Under-18 Championship, tallying two assists in seven games.
- Led Kärpät to a championship in Finland's top under-18 league in 2014-15, tying for the league lead with 15 points (7+8) in six playoff games after spending the regular season with the under-20 team.
- Won his first of two Jr. A SM-liiga silver medals in 2013-14 with Kärpät.

CAREER STATS | REGULAR SEASON

PLAYOFFS

SEASON	TEAM	LEAGUE	GP	G	A	P	+/-	PIM	PP	SH	CW	S	S%	GP	G	A	P	PIM
2011-12	Kärpät U18	FIN-U18	2	0	0	0	--	--	0	0	0	--	0.0	--	--	--	--	--
2012-13	Kärpät U18	FIN-U18	45	15	36	51	22	--	--	--	--	--	--	3	0	0	0	4
	Kärpät Jr.	FIN-Jr.	2	0	0	0	-1	2	0	0	0	--	0.0	--	--	--	--	--
2013-14	Kärpät Jr.	FIN-Jr.	39	13	18	31	11	16	--	--	--	--	--	7	0	1	1	2
	Kärpät U18	FIN-U18	9	5	6	11	4	--	--	--	--	--	--	1	0	0	0	2
2014-15	Kärpät Jr.	FIN-Jr.	46	12	21	33	10	55	--	--	--	--	--	5	2	1	3	0
	Finland	WJ18	7	0	2	2	2	0	0	0	0	5	0.0	--	--	--	--	--
	Kärpät U18	FIN-U18	--	--	--	--	--	--	--	--	--	--	--	6	7	8	15	4
2015-16	Ässät	Liiga	51	5	5	10	-8	4	1	0	1	91	5.5	--	--	--	--	--
	Ässät Jr.	FIN-Jr.	18	12	20	32	12	14	--	--	--	--	--	3	1	1	2	0
2016-17	Ässät	Liiga	34	1	0	1	-6	10	0	0	0	79	1.3	1	0	0	0	0
	Ässät Jr.	FIN-Jr.	7	6	3	9	8	8	--	--	--	--	--	6	3	7	10	0
	Finland	WJC	6	0	0	0	-1	0	0	0	0	--	--	--	--	--	--	--
2017-18	Ilves	Liiga	60	9	11	20	-9	12	0	1	0	175	5.1	--	--	--	--	--
2018-19	Ilves	Liiga	59	21	21	42	11	14	5	2	4	244	8.6	7	2	5	7	6



2019-20 Rochester Americans PLAYER PROFILES



C.J. SMITH LEFT WING

December 1, 1994 | Des Moines, Iowa | 5 ft 10 in | 184 lbs

Shoots | Left



Signed by Buffalo as a free agent, March 30, 2017.

CAREER | HIGHLIGHTS

- Played in a career-high 11 games with Buffalo in 2018-19 and scored his first two NHL goals in consecutive appearances on Jan. 8, 2019 vs. New Jersey and Feb. 5, 2019 vs. Minnesota.
- In his second full professional season, ranked second among all Rochester Americans (AHL) with career-high totals in goals (28), assists (30) and points (58), also leading the team and tying for 10th in the league with a plus-26 rating.
- Appeared in his first full professional season in 2017-18 and was selected as the Americans' Rookie of the Year after finishing third among all Amerks and 10th among all AHL rookies in scoring with 44 points (17+27) in 61 games.
- Played in the 2018 AHL All-Star Challenge and earned MVP honors after recording five points (3+2), including the lone tally in the championship game.
- Made his professional playoff debut in 2018 with a pair of assists during Rochester's opening-round series against Syracuse.
- Appeared in two NHL games with the Sabres following the completion of his junior year at UMass-Lowell (Hockey East) in 2016-17, recording an assist in his NHL debut on April 2, 2017 vs. NY Islanders.
- As a junior in 2016-17, set career-high marks in games played (41), goals (23), assists (28), points (51) and plus/minus rating (+22) for the third straight year, leading all River Hawks skaters in goals and plus-minus rating and falling one point shy of the team lead in points.
- Tied for eighth among all NCAA skaters in 2016-17 with 23 goals and ranked 12th with 51 points.
- Was selected as the 2017 Hockey East Tournament MVP after leading all players with eight points (4+4) in five tournament games.
- Led all River Hawks in goals (17), points (39) and plus/minus rating (+15) as a sophomore in 2015-16 and ranked second in assists (22).
- Was named to the 2016 Hockey East All-Tournament Team with five points (3+2) in four tournament games.
- Led UMass-Lowell skaters in goals (16), assists (19) and points (35) as a freshman in 2014-15.
- His 2014-15 totals tied him for 13th among Hockey East players in points, which ranked second among Hockey East rookies; his .90 points per game ranked him sixth nationally among rookie skaters and earned him Hockey East All-Rookie honors.

CAREER STATS | REGULAR SEASON

PLAYOFFS

SEASON	TEAM	LEAGUE	GP	G	A	P	+/-	PIM	PP	SH	GW	S	S%	GP	G	A	P	PIM
2010-11	Holy Angels	Minn. HS	25	17	20	37	24	18	--	--	--	--	--	1	0	0	0	10
2011-12	Austin	NAHL	53	13	14	27	13	20	--	--	--	--	--	--	--	--	--	--
2012-13	Austin	NAHL	60	30	29	59	21	22	--	--	--	--	--	8	4	1	5	4
2013-14	Chicago	USHL	46	23	17	40	-1	10	--	--	--	--	--	--	--	--	--	--
	Muskegon	USHL	13	4	1	5	3	6	--	--	--	--	--	--	--	--	--	--
2014-15	UMass-Lowell	H-East	39	16	19	35	12	28	5	0	2	108	14.8	--	--	--	--	--
2015-16	UMass-Lowell	H-East	40	17	22	39	15	50	4	2	2	130	13.1	--	--	--	--	--
2016-17	UMass-Lowell	H-East	41	23	28	51	22	46	8	0	2	135	17.0	--	--	--	--	--
	Buffalo	NHL	2	0	1	1	-1	0	0	0	0	2	0.0	--	--	--	--	--
2017-18	Rochester	AHL	57	17	27	44	4	16	6	0	2	133	12.8	3	0	2	2	0
2018-19	Rochester	AHL	62	28	30	58	26	26	6	2	4	207	13.5	3	1	1	2	0
	Buffalo	NHL	11	2	0	2	0	0	0	0	1	18	11.1	--	--	--	--	--
	NHL Totals		13	2	1	3	-1	0	0	0	01	20	10.0	--	--	--	--	--
	Buffalo Totals		13	2	1	3	-1	0	0	0	01	20	10.0	--	--	--	--	--

**DEVANTE STEPHENS** DEFENSE

January 2, 1997 | Surrey, British Columbia | 6 ft 3 in | 185 lbs | Shoots | Left



Selected by Buffalo in the fifth round (122nd overall) of the 2015 NHL Draft.

CAREER | HIGHLIGHTS

- Split his first two professional seasons between the Rochester Americans (AHL) and the Cincinnati Cyclones (ECHL) in 2017-18 and 2018-19, setting ECHL career-high totals in his second season in games played (69), goals (8), assists (17) and points (25) and ranking fifth in the league in plus/minus (plus-35).
- Scored his first professional goal with Cincinnati on Nov. 9, 2018 vs. Indy.
- Made his professional debut with Cincinnati on Oct. 14, 2017 vs. Kalamazoo and made his AHL debut on Oct. 25, 2017 at Laval.
- Totaled eight points (0+8) with the Cyclones in 2017-18; tallied his first professional point with an assist on Nov. 1, 2017 at Kalamazoo.
- Established WHL career highs in goals (13), assists (22), points (35) and penalty minutes (75) in 67 games during his third and final season with the Kelowna Rockets in 2016-17; his 13 goals led all Kelowna blueliners and ranked ninth among WHL defensemen.
- Notched his first career WHL hat trick on Oct. 29, 16 at Portland.
- Topped his rookie-year total in games played (72) and assists (9) and tied his rookie mark with 11 points (2+9) in 72 games for Kelowna during his second season with the team in 2015-16.
- Scored four goals and added seven assists in 64 games during his first WHL season as a member of the 2014-15 WHL Champion Kelowna Rockets.
- Recorded his first WHL assist on Oct. 4, 2014 at Seattle and scored his first WHL goal on Nov. 1, 2014 at Portland.

CAREER STATS | REGULAR SEASON**PLAYOFFS**

SEASON	TEAM	LEAGUE	GP	G	A	P	+/-	PIM	PP	SH	GW	S	S%	GP	G	A	P	PIM
2013-14	Valley West	BCMML	22	6	14	20	--	32	--	--	--	--	--	5	0	2	2	10
2014-15	Kelowna	WHL	64	4	7	11	17	33	0	0	0	--	--	17	0	4	4	8
2015-16	Kelowna	WHL	72	2	9	11	12	58	0	0	0	--	--	18	0	1	1	12
2016-17	Kelowna	WHL	67	13	22	35	27	75	1	1	1	--	--	17	0	7	7	16
2017-18	Cincinnati	ECHL	33	0	8	8	2	22	0	0	0	42	0.0	--	--	--	--	--
	Rochester	AHL	6	0	0	0	-4	7	0	0	0	5	0.0	--	--	--	--	--
2018-19	Cincinnati	ECHL	69	8	17	25	35	59	0	0	1	96	8.3	9	1	2	3	8
	Rochester	AHL	1	0	0	0	0	2	0	0	0	0	0.0	--	--	--	--	--



PLAYER PERSONNEL

FILIP CEDERQVIST LEFT WING

August 23, 2000 | Skara, Sweden | 6 ft 3 in | 196 lbs | Selected in the fifth round (143rd overall) in 2019

SEASON	TEAM	LEAGUE	GP	G	A	P	PIM	GP	G	A	P	PIM
2016-17	Västerås Jr.	SWE-Jr.	23	2	1	3	2	--	--	--	--	--
	Västerås U18	SWE-U18	17	5	8	13	4	--	--	--	--	--
2017-18	Västerås U18	SWE-U18-A	15	4	8	12	4	8	2	2	4	4
	Växjö Jr.	SWE-Jr.	37	5	4	9	4	8	2	1	3	4
2018-19	Växjö U18	SWE-U18	17	3	20	23	4	2	0	1	1	2
	Växjö	SHL	33	4	4	8	27	6	1	0	1	4
	Växjö Jr.	SWE-Jr.	26	14	18	32	12	--	--	--	--	--

IVAN CHUKAROV DEFENSE

April 3, 1995 | Des Plaines, Illinois | 6 ft 2 in | 203 lbs | Selected in the seventh round (182nd overall) in 2015

SEASON	TEAM	LEAGUE	GP	G	A	P	PIM	GP	G	A	P	PIM
2013-14	Minnesota	NAHL	44	4	8	12	28	5	1	2	3	0
2014-15	Minnesota	NAHL	55	12	31	43	63	12	0	6	6	6
2015-16	Massachusetts	H-East	36	3	5	8	10	--	--	--	--	--
2016-17	Massachusetts	H-East	36	2	6	8	40	--	--	--	--	--
2017-18	Massachusetts	H-East	31	0	6	6	22	--	--	--	--	--
2018-19	Massachusetts	H-East	25	1	2	3	16	--	--	--	--	--
	Worcester	ECHL	15	2	3	5	2	--	--	--	--	--

DYLAN COZENS CENTER

February 9, 2001 | Whitehorse, Yukon | 6 ft 3 in | 188 lbs | Selected in the first round (seventh overall) in 2019

SEASON	TEAM	LEAGUE	GP	G	A	P	PIM	GP	G	A	P	PIM
2016-17	Yale	CSSHL	30	27	30	57	40	3	2	2	4	0
	Lethbridge	WHL	3	1	0	1	0	12	3	5	8	0
2017-18	Lethbridge	WHL	57	22	31	53	20	16	7	6	13	14
2018-19	Lethbridge	WHL	68	34	50	84	30	7	4	4	8	2

MARCUS DAVIDSSON CENTER

November 18, 1998 | Stockholm, Sweden | 6 ft 1 in | 200 lbs | Selected in the second round (37th overall) in 2017

SEASON	TEAM	LEAGUE	GP	G	A	P	PIM	GP	G	A	P	PIM
2014-15	Djurgårdens U18	SWE-U18	19	6	11	17	6	--	--	--	--	--
	Djurgårdens U18	SWE-U18-A	16	11	7	18	4	5	3	3	6	2
	Djurgårdens Jr.	SWE-Jr.	2	0	0	0	0	--	--	--	--	--
2015-16	Djurgårdens Jr.	SWE-Jr.	45	17	23	40	24	6	3	3	6	0
	Sweden	WJ18	4	2	1	3	0	--	--	--	--	--
	Djurgårdens U18	SWE-U18-A	1	0	0	0	0	5	2	0	2	2
2016-17	Djurgårdens	SHL	1	1	0	1	0	1	0	0	0	0
	Djurgårdens	SHL	45	5	4	9	6	3	0	0	0	2
	Djurgårdens Jr.	SWE-Jr.	9	6	4	10	2	1	0	0	0	0
2017-18	Djurgårdens	SHL	39	9	12	21	14	11	0	5	5	4
	Sweden	WJC	7	1	2	3	0	--	--	--	--	--
	Djurgårdens Jr.	SWE-Jr.	3	3	1	4	0	--	--	--	--	--
2018-19	Djurgårdens	SHL	52	10	17	27	16	19	3	3	6	16



In The System

PLAYER PERSONNEL



VASILY GLOTOV CENTER

September 4, 1997 | Barnaul, Russia | 5 ft 10 in | 179 lbs | Selected in the seventh round (190th overall) in 2016

SEASON	TEAM	LEAGUE	GP	G	A	P	PIM	GP	G	A	P	PIM
2014-15	Serebryanye Lvy St. Petersburg	MHL	53	8	6	14	14	4	0	1	1	4
2015-16	Serebryanye Lvy St. Petersburg	MHL	42	23	32	55	34	--	--	--	--	--
2016-17	Cape Breton	QMJHL	64	15	35	50	14	11	0	4	4	2
2017-18	Shawinigan	QMJHL	64	29	14	43	24	--	--	--	--	--
	Cincinnati	ECHL	5	1	1	2	0	--	--	--	--	--
	Rochester	AHL	1	0	0	0	0	--	--	--	--	--
2018-19	Cincinnati	ECHL	68	19	31	50	14	11	2	2	4	4
	Rochester	AHL	2	0	0	0	0	--	--	--	--	--

AARON HUGLEN RIGHT WING

March 6, 2001 | Roseau, Minnesota | 6 ft 0 in | 167 lbs | Selected in the fourth round (102nd overall) in 2019

SEASON	TEAM	LEAGUE	GP	G	A	P	PIM	GP	G	A	P	PIM
2016-17	Roseau	Minn. HS	22	8	15	23	14	3	0	1	1	0
2017-18	Roseau	Minn. HS	23	23	13	36	8	1	0	0	0	4
2018-19	Fargo	USHL	28	4	10	14	14	2	0	1	1	2
	Roseau	Minn. HS	24	17	35	52	33	2	0	2	2	2

CONNOR HURLEY CENTER

September 15, 1995 | Eagan, Minnesota | 6 ft 2 in | 178 lbs | Selected in the second round (38th overall) in 2013

SEASON	TEAM	LEAGUE	GP	G	A	P	PIM	GP	G	A	P	PIM
2011-12	Edina	Minn. HS	25	22	26	48	10	5	4	6	10	2
2012-13	Edina	Minn. HS	25	15	28	43	8	--	--	--	--	--
	Muskegon	USHL	11	1	7	8	4	3	0	1	1	4
2013-14	Muskegon	USHL	21	3	11	14	14	--	--	--	--	--
	Green Bay	USHL	35	10	26	36	18	4	2	2	4	2
2014-15	Notre Dame	H-East	41	4	10	14	6	--	--	--	--	--
2015-16	Notre Dame	H-East	36	6	12	18	10	--	--	--	--	--
2016-17	Notre Dame	H-East	21	4	12	16	22	--	--	--	--	--
2018-19	Norfolk	ECHL	69	9	26	35	18	--	--	--	--	--

RYAN JOHNSON DEFENSE

July 24, 2001 | Irvine, California | 6 ft 0 in | 170 lbs | Selected in the first round (31st overall) in 2019

SEASON	TEAM	LEAGUE	GP	G	A	P	PIM	GP	G	A	P	PIM
2016-17	Anaheim	TIEHL	32	3	21	24	10	4	0	4	4	4
	Santa Margarita	Calif. HS	6	1	1	2	0	--	--	--	--	--
2017-18	Anaheim	TIEHL	35	12	33	45	36	--	--	--	--	--
2018-19	Sioux Falls	USHL	54	6	19	25	26	12	2	6	8	4

MISKA KUKKONEN DEFENSE

June 19, 2000 | Jokioinen, Finland | 6 ft 2 in | 199 lbs | Selected in the fifth round (125th overall) in 2018

SEASON	TEAM	LEAGUE	GP	G	A	P	PIM	GP	G	A	P	PIM
2016-17	Ilves Jr.	FIN-Jr.	24	1	7	8	44	3	0	0	0	2
	Ilves U18	FIN-U18	--	--	--	--	--	4	0	1	1	6
2017-18	Ilves Jr.	FIN-Jr.	12	2	2	4	33	--	--	--	--	--
2018-19	Tappara Jr.	FIN-Jr.	29	2	6	8	46	--	--	--	--	--
	Tappara	Liiga	3	0	0	0	0	--	--	--	--	--
	Lukko	Liiga	7	0	1	1	2	6	0	0	0	2
	Lukko Jr.	FIN-Jr.	4	0	0	0	6	--	--	--	--	--
	KeuPa	FIN-2	1	0	0	0	0	--	--	--	--	--
	Lempäälän	FIN-2	1	0	0	0	12	--	--	--	--	--



PLAYER PERSONNEL

OSKARI LAAKSONEN DEFENSE

July 2, 1999 | Tampere, Finland | 6 ft 1 in | 172 lbs

Selected in the third round (89th overall) in 2017

SEASON	TEAM	LEAGUE	GP	G	A	P	PIM	GP	G	A	P	PIM
2016-17	Ilves Jr.	FIN-Jr.	27	6	3	9	14	6	1	1	2	4
	Ilves U18	FIN-U18	10	0	10	10	12	4	2	2	4	4
2017-18	Ilves Jr.	FIN-Jr.	40	4	11	15	52	--	--	--	--	--
	Ilves	Liiga	21	0	4	4	8	--	--	--	--	--
2018-19	Ilves	Liiga	46	3	21	24	36	4	0	1	1	0
	Finland	WJC	7	1	0	1	6	--	--	--	--	--

LINUS LINDSTRAND-CRONHOLM DEFENSE

July 3, 2000 | Malmö, Sweden | 6 ft 4 in | 198 lbs

Selected in the fourth round (117th overall) in 2018

SEASON	TEAM	LEAGUE	GP	G	A	P	PIM	GP	G	A	P	PIM
2016-17	Malmö U18	SWE-U18	16	0	5	5	6	--	--	--	--	--
	Malmö U18	SWE-U18-A	14	0	2	2	18	5	0	1	1	8
	Malmö Jr.	SWE-Jr.	4	0	0	0	0	--	--	--	--	--
	Pantern U20	SWE-Jr.-2	2	0	0	0	2	--	--	--	--	--
	Pantern U18	SWE-U18-2	1	0	0	0	0	--	--	--	--	--
2017-18	Malmö Jr.	SWE-Jr.	37	0	6	6	48	--	--	--	--	--
	Malmö U18	SWE-U18	18	6	10	16	45	--	--	--	--	--
	Malmö	SHL	--	--	--	--	--	2	0	0	0	0
2018-19	Pantern	SWE-2	36	2	9	11	20	--	--	--	--	--
	Malmö Jr.	SWE-Jr.	8	0	2	2	8	--	--	--	--	--
	Malmö	SHL	6	0	1	1	6	5	0	0	0	6

BRETT MURRAY LEFT WING

July 20, 1998 | Bolton, Ontario | 6 ft 5 in | 236 lbs

Selected in the fourth round (99th overall) in 2016

SEASON	TEAM	LEAGUE	GP	G	A	P	PIM	GP	G	A	P	PIM
2015-16	Carleton Place	CCHL	48	14	32	46	16	16	5	8	13	4
2016-17	Youngstown	USHL	27	7	13	20	22	--	--	--	--	--
	Penn State	Big Ten	12	0	1	1	4	--	--	--	--	--
2017-18	Penn State	Big Ten	21	1	5	6	23	--	--	--	--	--
2018-19	Youngstown	USHL	62	41	35	76	35	2	1	0	1	0

PHILIP NYBERG DEFENSE

April 27, 1997 | Karlskrona, Sweden | 6 ft 4 in | 203 lbs

Selected in the fifth round (129th overall) in 2016

SEASON	TEAM	LEAGUE	GP	G	A	P	PIM	GP	G	A	P	PIM
2013-14	Linköping U18	SWE-U18	17	3	8	11	10	--	--	--	--	--
	Linköping U18	SWE-U18-A	9	0	2	2	2	5	1	1	2	4
	Linköping Jr.	SWE-Jr.	1	0	0	0	0	--	--	--	--	--
2014-15	Linköping U18	SWE-U18	20	3	9	12	22	--	--	--	--	--
	Linköping U18	SWE-U18-A	16	1	1	2	18	5	0	0	0	0
	Linköping Jr.	SWE-Jr.	3	0	0	0	2	2	0	0	0	0
2015-16	Linköping Jr.	SWE-Jr.	45	4	14	18	51	4	1	0	1	2
2016-17	Madison	USHL	25	2	7	9	16	--	--	--	--	--
	UConn	H-East	16	1	5	6	14	--	--	--	--	--
2017-18	UConn	H-East	20	2	1	3	6	--	--	--	--	--
2018-19	UConn	H-East	34	0	4	4	20	--	--	--	--	--

MATEJ PEKAR CENTER

February 2, 2000 | Turnov, Czech Republic | 6 ft 1 in | 185 lbs

Selected in the fourth round (94th overall) in 2018

SEASON	TEAM	LEAGUE	GP	G	A	P	PIM	GP	G	A	P	PIM
2017-18	Muskegon	USHL	56	14	40	54	36	--	--	--	--	--
	Czech Republic	WJ18	7	1	4	5	6	--	--	--	--	--
2018-19	Barrie	OHL	33	14	22	36	38	--	--	--	--	--
	Czech Republic	WJC	5	0	0	0	4	--	--	--	--	--



PLAYER PERSONNEL

ERIK PORTILLO GOALTENDER

September 3, 2000 | Gothenburg, Sweden | 6 ft 6 in | 218 lbs | Selected in the third round (67th overall) in 2019

SEASON	TEAM	LEAGUE	GP	W	L	OT	SV%	GP	W	L	SV%
2017-18	Frölunda U18	SWE-U18-A	11	6	4	--	.907	7	5	2	.903
	Frölunda U18	SWE-U18	10	8	2	--	.931	--	--	--	--
	Frölunda Jr.	SWE-Jr.	2	2	0	--	.974	--	--	--	--
2018-19	Frölunda Jr.	SWE-Jr.	26	21	5	--	.931	4	2	1	.933

LUKAS ROUSEK LEFT WING

April 20, 1999 | Ostrov nad Ohří, Czech Republic | 5 ft 11 in | 171 lbs | Selected in sixth round (160th overall) in 2019

SEASON	TEAM	LEAGUE	GP	G	A	P	PIM	GP	G	A	P	PIM
2017-18	Praha	Czech	26	0	2	2	0	--	--	--	--	--
	Praha Jr.	Czech Jr.	18	10	16	26	6	--	--	--	--	--
	Letnany	Czech-3	4	4	5	9	0	--	--	--	--	--
	Litomerice	Czech-2	1	0	0	0	0	--	--	--	--	--
2018-19	Praha	Czech	34	4	5	9	4	4	2	3	5	0
	Litomerice	Czech-2	16	7	8	15	4	--	--	--	--	--
	Praha U19	Czech-U19	3	1	9	10	0	9	5	4	9	2

MATTIAS SAMUELSSON DEFENSE

March 14, 2000 | Philadelphia, Pennsylvania | 6 ft 4 in | 223 lbs | Selected in second round (32nd overall) in 2018

SEASON	TEAM	LEAGUE	GP	G	A	P	PIM	GP	G	A	P	PIM
2016-17	USNTDP	USHL	30	5	5	10	26	--	--	--	--	--
2017-18	USNTDP	USHL	23	4	10	14	64	--	--	--	--	--
	United States	WJ18	7	1	1	2	6	--	--	--	--	--
2018-19	Western Michigan	NCHC	35	5	7	12	37	--	--	--	--	--
	United States	WJC	7	0	0	0	0	--	--	--	--	--

LINUS WEISSBACH LEFT WING

April 19, 1998 | Gothenburg, Sweden | 5 ft 8 in | 161 lbs | Selected in seventh round (192nd overall) in 2017

SEASON	TEAM	LEAGUE	GP	G	A	P	PIM	GP	G	A	P	PIM
2014-15	Frölunda Jr.	SWE-Jr.	16	2	4	6	6	--	--	--	--	--
	Frölunda U18	SWE-U18	13	11	12	23	4	--	--	--	--	--
	Frölunda U18	SWE-U18-A	9	7	7	14	2	4	2	1	3	2
2015-16	Frölunda Jr.	SWE-Jr.	44	17	31	48	34	3	1	1	2	0
	Frölunda	SHL	1	0	0	0	0	--	--	--	--	--
	Frölunda U18	SWE-U18-A	--	--	--	--	--	4	1	1	2	0
2016-17	Tri-City	USHL	49	19	28	47	4	--	--	--	--	--
2017-18	Wisconsin	Big Ten	34	10	16	26	26	--	--	--	--	--
2018-19	Wisconsin	Big Ten	27	8	17	25	10	--	--	--	--	--

WILLIAM WORGE-KREU DEFENSE

May 15, 2000 | Linköping, Sweden | 6 ft 6 in | 178 lbs | Selected in the seventh round (187th overall) in 2018

SEASON	TEAM	LEAGUE	GP	G	A	P	PIM	GP	G	A	P	PIM
2016-17	Linköping U18	SWE-U18	22	2	4	6	22	--	--	--	--	--
	Linköping U18	SWE-U18-A	18	0	4	4	31	6	0	2	2	6
	Linköping Jr.	SWE-Jr.	2	0	0	0	0	--	--	--	--	--
2017-18	Linköping Jr.	SWE-Jr.	38	3	11	14	40	3	0	0	0	2
	Linköping U18	SWE-U18	5	1	0	1	4	--	--	--	--	--
	Linköping U18	SWE-U18-A	4	1	0	1	10	8	0	0	0	10
	Linköping	SHL	1	0	0	0	0	--	--	--	--	--
2018-19	Linköping Jr.	SWE-Jr.	24	0	3	3	36	6	0	2	2	2



SEASON
IN REVIEW





SEASON IN REVIEW

EASTERN CONFERENCE



ATLANTIC

RANK	TEAM	GP	W	L	OT	PTS	ROW	GF	GA	DIFF	HOME	AWAY
1	TAMPA BAY	82	62	16	4	128	56	325	222	+103	32-7-2	30-9-2
2	BOSTON	82	49	24	9	107	47	259	215	+44	29-9-3	20-15-6
3	TORONTO	82	46	28	8	100	46	286	251	+35	23-16-2	23-12-6
4	MONTREAL	82	44	30	8	96	41	249	236	+13	25-12-4	19-18-4
5	FLORIDA	82	36	32	14	86	33	267	280	-13	20-13-8	16-19-6
6	BUFFALO	82	33	39	10	76	28	226	271	-45	21-15-5	12-24-5
7	DETROIT	82	32	40	10	74	29	227	277	-50	17-19-5	15-21-5
8	OTTAWA	82	29	47	6	64	29	242	302	-60	18-19-4	11-28-2

METROPOLITAN

RANK	TEAM	GP	W	L	OT	PTS	ROW	GF	GA	DIFF	HOME	AWAY
1	WASHINGTON	82	48	26	8	104	44	278	249	+29	24-11-6	24-15-2
2	NY ISLANDERS	82	48	27	7	103	43	228	196	+32	24-13-4	24-14-3
3	PITTSBURGH	82	44	26	12	100	42	273	241	+32	23-14-4	21-12-8
4	CAROLINA	82	46	29	7	99	44	245	223	+22	24-13-4	22-16-3
5	COLUMBUS	82	47	31	4	98	45	258	232	+26	22-17-2	25-14-2
6	PHILADELPHIA	82	37	37	8	82	34	244	281	-37	19-18-4	18-19-4
7	NY RANGERS	82	32	36	14	78	26	227	272	-45	18-14-9	14-22-5
8	NEW JERSEY	82	31	41	10	72	28	222	275	-53	20-14-7	11-27-3

WESTERN CONFERENCE



CENTRAL

RANK	TEAM	GP	W	L	OT	PTS	ROW	GF	GA	DIFF	HOME	AWAY
1	NASHVILLE	82	47	29	6	100	43	240	214	+26	25-14-2	22-15-4
2	WINNIPEG	82	47	30	5	99	45	272	244	+28	25-12-4	22-18-1
3	ST LOUIS	82	45	28	9	99	42	247	223	+24	24-15-2	21-13-7
4	DALLAS	82	43	32	7	93	42	210	202	+8	24-14-3	19-18-4
5	COLORADO	82	38	30	14	90	36	260	246	+14	21-14-6	17-16-8
6	CHICAGO	82	36	34	12	84	33	270	292	-22	19-14-8	17-20-4
7	MINNESOTA	82	37	36	9	83	36	211	237	-26	16-18-7	21-18-2

PACIFIC

RANK	TEAM	GP	W	L	OT	PTS	ROW	GF	GA	DIFF	HOME	AWAY
1	CALGARY	82	50	25	7	107	50	289	227	+62	26-10-5	24-15-2
2	SAN JOSE	82	46	27	9	101	46	289	261	+28	25-11-5	21-16-4
3	VEGAS	82	43	32	7	93	40	249	230	+19	24-12-5	19-20-2
4	ARIZONA	82	39	35	8	86	35	213	223	-10	20-17-4	19-18-4
5	VANCOUVER	82	35	36	11	81	29	225	254	-29	20-16-5	15-20-6
6	ANAHEIM	82	35	37	10	80	32	199	251	-52	19-14-8	16-23-2
7	EDMONTON	82	35	38	9	79	32	232	274	-42	18-19-4	17-19-5
8	LOS ANGELES	82	31	42	9	71	28	202	263	-61	17-21-3	14-21-6



SEASON IN REVIEW

CONFERENCE QUARTER FINALS

ATLANTIC DIVISION

FINAL SCORE

1 Tampa Bay def. WC2 New Jersey	(4-1)
2 Boston def. 3 Toronto	(4-3)

METROPOLITAN DIVISION

FINAL SCORE

1 Washington def. WC1 Columbus	(4-2)
2 Pittsburgh def. 3 Philadelphia	(4-2)

CENTRAL DIVISION

FINAL SCORE

1 Tampa Bay def. WC2 New Jersey	(4-1)
2 Boston def. 3 Toronto	(4-3)

PACIFIC DIVISION

FINAL SCORE

1 Washington def. WC1 Columbus	(4-2)
2 Pittsburgh def. 3 Philadelphia	(4-2)

CONFERENCE SEMIFINALS

TEAMS

FINAL SCORE

1 Tampa Bay def. 2 Boston	(4-1)
1 Washington def. 2 Pittsburgh	(4-2)
2 Winnipeg def. 1 Nashville	(4-3)
1 Vegas def. 3 San Jose	(4-2)

CONFERENCE FINALS

TEAMS

FINAL SCORE

1 Washington def. 1 Tampa Bay	(4-3)
1 Vegas def. 2 Winnipeg	(4-1)

STANLEY CUP FINALS

TEAMS

FINAL SCORE

1 Washington def. 1 Tampa Bay	(4-3)
-------------------------------------	-------

STANLEY CUP PLAYOFF FORMAT

The NHL underwent a divisional realignment prior to the 2013-14 season that affected the league's playoff format. The format is as follows:

Playoff qualification will be primarily Division-based, with the top three finishers in each Division qualifying for the first 12 spots in the Stanley Cup Playoffs (and the first three "seeds" in each Division).

The two additional playoff spots in each Conference, designated as "Wild Cards," will be awarded to the next two highest-placed finishers in each Conference, ranked on the basis of regular-season points and regardless of Division.

"Seeding" of the Wild Card teams within each Divisional Playoff will be determined on the basis of regular-season points. The first-place finisher with the most regular-season points in the Conference will be matched against the Wild Card team with the fewest regular-season points, and the first-place finisher with the second-most regular-season points in the Conference matched against the Wild Card team with the second-fewest regular-season points.

The Playoffs will proceed as follows:

- #1 vs. WC / #2 vs. #3 – Winners play each other for berth in Conference Championship
- Conference Finals – Two advancing teams in the West and two advancing teams in the East meet in Conference Championship
- Eastern and Western Conference Champions meet in Stanley Cup Final





SEASON IN REVIEW

TEAM GAME-BY-GAME

#	DATE	TEAM	W-L-OT	RECORD	GF-GA	SCORERS	W GOAL	PP	PK	SF-SA	W-L GLTDR.	ATTEND.
1	10/04/2018	BOS	L	00-01-00	0-4		33	0-2	0-1	32-26	41 / 40	19070+
2	10/06/2018	NYR	W	01-01-00	3-1	43p,43p,9	43	2-4	3-3	29-44	40 / 30	16824
3	10/08/2018	VGK	W	02-01-00	4-2	9p,9,6,29	6	1-2	2-2	17-37	40 / 29	16004
4	10/11/2018	COL	L	02-02-00	1-6	82	22	0-7	2-4	31-30	1 / 40	15396
5	10/13/2018	@ ARI	W	03-02-00	3-0	26,43p,53	26	1-3	3-3	23-36	35 / 32	15304
6	10/16/2018	@ VGK	L	03-03-00	1-4	17	21	0-6	2-3	27-29	29 / 40	18321+
7	10/18/2018	@ SJS	L	03-04-00	1-5	19	39	0-5	4-7	25-39	31 / 40	17389
8	10/20/2018	@ LAK	W	04-04-00	5-1	29,53,53,4,53	53	0-1	2-3	26-20	35 / 32	18230+
9	10/21/2018	@ ANA	W	05-04-00	4-2	21p,53,55p,10	55	2-4	2-2	45-28	40 / 30	17174+
10	10/25/2018	MTL	W	06-04-00	4-3	29,29p,23,21p	21	2-4	2-2	42-22	40 / 37	16112
11	10/27/2018	@ CBJ	O*	06-04-01	4-5	21,53,29,37p	9	1-5	3-3	38-37	70 / 35	15642
12	10/30/2018	CGY	O*	06-04-02	1-2	9	13	0-2	5-5	29-38	33 / 40	15196
13	11/01/2018	@ OTT	L	06-05-02	2-4	29,53p	36	1-4	3-5	48-32	41 / 40	12587
14	11/03/2018	OTT	W	07-05-02	9-2	21,53,29,53p,28,29,43,10,37	29	1-3	1-1	41-29	35 / 41	17881
15	11/04/2018	@ NYR	L	07-06-02	1-3	43	26	0-4	1-1	40-22	30 / 40	16904
16	11/08/2018	@ MTL	W*	08-06-02	6-5	17,17,43,53,53,55	55	0-3	5-5	31-37	40 / 31	20488
17	11/10/2018	VAN	W**	09-06-02	4-3	82,53,23	37	0-2	4-4	37-39	40 / 25	17541
18	11/13/2018	TBL	W	10-06-02	2-1	53,21	21	0-1	1-1	19-30	40 / 70	15833
19	11/16/2018	@ WPG	W**	11-06-02	2-1	53p	43	1-3	1-1	32-26	40 / 30	15321+
20	11/17/2018	@ MIN	W	12-06-02	3-2	19,26,29	29	0-1	2-3	29-39	35 / 40	18947+
21	11/19/2018	@ PIT	W*	13-06-02	5-4	72,4,8,37,9	9	0-3	3-3	40-40	40 / 1	18618+
22	11/21/2018	PHI	W	14-06-02	5-2	53,72,71p,22,23	71	1-3	1-1	21-25	40 / 34	19070+
23	11/23/2018	MTL	W*	15-06-02	3-2	37,53,53p	53	1-4	1-2	40-33	40 / 37	19070+
24	11/24/2018	@ DET	W**	16-06-02	3-2	53p,72p	23	2-4	4-4	35-37	35 / 35	19515+
25	11/27/2018	SJS	W*	17-06-02	3-2	55,82,53	53	0-1	2-3	31-38	40 / 31	19070+
26	11/29/2018	@ TBL	L	17-07-02	4-5	28,23,23,72	13	0-2	4-5	22-37	70 / 40	19092+
27	11/30/2018	@ FLA	O*	17-07-03	2-3	53,23p	16	1-4	2-4	24-43	34 / 35	12179
28	12/03/2018	@ NSH	L	17-08-03	1-2	23	22	0-4	1-2	22-25	35 / 40	17311+
29	12/04/2018	TOR	O*	17-08-04	3-4	23,9,9	34	0-2	2-2	41-30	31 / 35	19070+
30	12/08/2018	PHI	L	17-09-04	2-6	9,9	28	0-1	3-3	30-41	41 / 35	18283
31	12/11/2018	LAK	W*	18-09-04	4-3	28,9p,22,53p	53	2-8	4-4	47-29	35 / 40	17897
32	12/13/2018	ARI	W	19-09-04	3-1	37,53,71	53	0-1	2-2	33-26	40 / 35	16872
33	12/15/2018	@ WSH	O**	19-09-05	3-4	9,9p,26p	8	2-3	4-4	29-38	1 / 40	18506+
34	12/16/2018	@ BOS	W	20-09-05	4-2	53,9,53,9	53	0-1	2-2	27-37	35 / 40	17565+
35	12/18/2018	FLA	L	20-10-05	2-5	53,55	63	0-3	2-3	32-36	1 / 40	17602
36	12/21/2018	@ WSH	L	20-11-05	1-2	22	43	0-4	4-4	37-24	70 / 40	18506+
37	12/22/2018	ANA	W	21-11-05	3-0	26p,53,43	26	1-4	3-3	33-40	35 / 36	19070+
38	12/27/2018	@ STL	L	21-12-05	1-4	9p	19	1-2	1-1	31-32	34 / 40	17867
39	12/29/2018	BOS	O*	21-12-06	2-3	6,22s	52	0-3	3-4	28-42	40 / 40	19070+
40	12/31/2018	NYI	L	21-13-06	1-3	21p	29	1-2	2-2	40-33	40 / 40	19070+
41	01/03/2019	FLA	W	22-13-06	4-3	53,72,23,53	53	0-3	2-3	33-38	35 / 1	18551
42	01/05/2019	@ BOS	L	22-14-06	1-2	55	42	0-1	2-2	32-41	40 / 35	17565+
43	01/08/2019	NJD	W	23-14-06	5-1	53,49,37,19s,24	49	0-1	4-4	33-21	40 / 1	18212
44	01/11/2019	@ CAR	L	23-15-06	3-4	53p,29,21	20	1-4	2-2	33-30	35 / 40	17199
45	01/12/2019	TBL	L	23-16-06	3-5	23,72,6	91	0-4	1-2	33-30	70 / 35	19070+
46	01/14/2019	@ EDM	L	23-17-06	2-7	37,71	44	0-4	0-1	43-25	19 / 40	18347+
47	01/16/2019	@ CGY	W*	24-17-06	4-3	71,26,19,9	9	0-3	1-3	23-33	35 / 33	18286
48	01/18/2019	@ VAN	L	24-18-06	3-4	71,21,23	21	0-2	1-1	39-23	35 / 35	18176
49	01/29/2019	@ CBJ	W	25-18-06	5-4	71,23,72,53,43	43	0-2	1-2	34-37	40 / 72	15615
50	01/30/2019	@ DAL	L	25-19-06	0-1		14	0-1	1-1	30-27	30 / 35	17986
51	02/01/2019	CHI	L	25-20-06	3-7	9,29,21p	20	1-3	2-2	43-30	30 / 40	18205
52	02/05/2019	MIN	W**	26-20-06	5-4	71p,49,26p,23	23	2-2	3-3	39-45	35 / 40	16847
53	02/07/2019	CAR	O*	26-20-07	5-6	71,29,53,6,53	86	0-2	2-3	39-30	35 / 35	17588
54	02/09/2019	DET	W	27-20-07	3-1	43,37p,21p	37	2-3	3-4	21-29	35 / 35	19070+
55	02/10/2019	WPG	L	27-21-07	1-3	9	26	0-5	1-1	36-29	37 / 40	17966
56	02/12/2019	NYI	W	28-21-07	3-1	53,29,22	29	0-1	0-0	22-25	35 / 40	16894
57	02/15/2019	NYR	L	28-22-07	2-6	53,53p	26	1-3	0-0	33-29	40 / 35	19070+
58	02/17/2019	@ NJD	L	28-23-07	1-4	23	63	0-3	1-2	35-24	35 / 40	16514+



SEASON IN REVIEW



TEAM GAME-BY-GAME

#	DATE	TEAM	W-L-OT	RECORD	GF-GA	SCORERS	W GOAL	PP	PK	SF-SA	W-L GLTDR.	ATTEND.
59	02/19/2019	@ FLA	L	28-24-07	2-4	9p,17	16	1-4	4-4	34-41	34 / 35	10340
60	02/21/2019	@ TBL	O**	28-24-08	1-2	26	91	0-4	3-3	30-40	88 / 40	19092+
61	02/23/2019	WSH	W	29-24-08	5-2	29,23,26p,23,23	26	1-4	2-2	38-33	40 / 70	19070+
62	02/25/2019	@ TOR	L	29-25-08	3-5	9p,23p,9	63	2-5	1-1	34-33	31 / 35	19026+
63	02/26/2019	@ PHI	L	29-26-08	2-5	9p,37	25	1-3	2-2	36-45	37 / 40	18466
64	03/01/2019	PIT	W*	30-26-08	4-3	9,43p,62,43	43	1-2	1-3	30-44	35 / 30	19070+
65	03/02/2019	@ TOR	L	30-27-08	2-5	29,43	19	0-2	2-2	37-32	31 / 35	19088+
66	03/04/2019	EDM	L	30-28-08	3-4	9p,37,9	28	1-3	1-1	38-27	19 / 35	17775
67	03/07/2019	@ CHI	O**	30-28-09	4-5	17,62,4s,21	88	0-2	5-5	39-45	50 / 40	21500+
68	03/09/2019	@ COL	L	30-29-09	0-3		29	0-1	2-3	18-43	31 / 40	18052+
69	03/12/2019	DAL	L	30-30-09	0-2		24	0-3	2-3	35-27	30 / 35	17830
70	03/14/2019	PIT	L	30-31-09	0-5		81	0-2	1-4	26-28	1 / 40	18680
71	03/16/2019	@ CAR	L	30-32-09	2-4	53,28	14	0-2	1-1	37-29	35 / 35	15171
72	03/17/2019	STL	W**	31-32-09	4-3	22,71,43	23	0-2	2-2	34-33	40 / 34	18486
73	03/20/2019	TOR	L	31-33-09	2-4	37p,92	16	1-2	3-3	24-46	40 / 40	19070+
74	03/23/2019	@ MTL	L	31-34-09	4-7	23,92p,6,9	11	1-4	1-2	27-44	31 / 40	21302+
75	03/25/2019	@ NJD	L	31-35-09	1-3	23	37	0-3	1-3	46-21	35 / 35	12053
76	03/26/2019	@ OTT	L	31-36-09	0-4		10	0-2	3-4	35-31	41 / 40	12074
77	03/28/2019	DET	O*	31-36-10	4-5	21p,6,37,9	59	1-3	2-3	39-34	35 / 35	16236
78	03/30/2019	@ NYI	L	31-37-10	1-5	41p	18	1-2	1-1	32-38	40 / 40	13917+
79	03/31/2019	CBJ	L	31-38-10	0-4		18	0-1	2-2	38-36	72 / 35	17990
80	04/02/2019	NSH	L	31-39-10	2-3	21,53	92	0-3	1-1	28-35	35 / 40	16569
81	04/04/2019	OTT	W	32-39-10	5-2	41p,21p,23,9,29	23	2-3	4-4	40-23	40 / 34	17988
82	04/06/2019	@ DET	W	33-39-10	7-1	23,26p,43,53,28,53,62p	26	2-2	2-3	37-24	35 / 35	19515+





SEASON IN REVIEW

INDIVIDUAL SCORING BREAKDOWN

PLAYER	Even Strength			Power Play			Shorthanded			Home					Away				
	G	A	P	G	A	P	G	A	P	GP	G	A	P	+/-	GP	G	A	P	+/-
Nathan Beaulieu	3	3	6	0	1	1	0	0	0	17	3	4	7	5	13	0	0	0	-4
Patrik Berglund	2	2	4	0	0	0	0	0	0	10	1	2	3	-3	13	1	0	1	-2
Zach Bogosian	2	15	17	0	1	1	1	0	1	29	0	7	7	-4	36	3	9	12	-1
William Borgen	0	0	0	0	0	0	0	0	0	2	0	0	0	-3	2	0	0	0	-2
Rasmus Dahlin	4	20	24	5	15	20	0	0	0	41	3	16	19	-5	41	6	19	25	-8
Jack Eichel	20	36	56	8	18	26	0	0	0	37	16	23	39	-2	40	12	31	43	-9
Remi Elie	0	1	1	0	0	0	0	0	0	7	0	0	0	0	9	0	1	1	-3
Zemgus Girgensons	5	13	18	0	0	0	0	0	0	33	2	6	8	-5	39	3	7	10	-6
Brendan Guhle	0	0	0	0	0	0	0	0	0	1	0	0	0	0	1	0	0	0	1
Matt Hunwick	0	2	2	0	0	0	0	0	0	8	0	1	1	-2	6	0	1	1	-5
Johan Larsson	5	8	13	0	0	0	1	0	1	36	5	3	8	-6	37	1	5	6	-2
Jake McCabe	3	10	13	0	0	0	1	0	1	29	1	4	5	-2	30	3	6	9	-2
Casey Mittelstadt	9	6	15	3	7	10	0	0	0	38	8	8	16	-5	39	4	5	9	-14
Brandon Montour	2	5	7	1	2	3	0	0	0	10	1	4	5	1	10	2	3	5	-5
Casey Nelson	1	5	6	0	0	0	0	0	0	18	0	2	2	5	20	1	3	4	-4
Alexander Nylander	1	2	3	1	0	1	0	0	0	7	1	2	3	-2	5	1	0	1	-2
Kyle Okposo	7	11	18	7	4	11	0	0	0	40	9	8	17	-7	38	5	7	12	-2
Victor Olofsson	0	2	2	2	0	2	0	0	0	4	1	2	3	1	2	1	0	1	0
Danny O'Regan	0	0	0	0	0	0	0	0	0	1	0	0	0	0	0	0	0	0	0
Lawrence Pilut	1	5	6	0	0	0	0	0	0	19	1	5	6	-3	14	0	0	0	-5
Jason Pominville	15	14	29	1	1	2	0	0	0	36	10	7	17	0	37	6	8	14	-4
Sam Reinhart	20	30	50	2	13	15	0	0	0	41	11	25	36	7	41	11	18	29	-17
Rasmus Ristolainen	4	22	26	1	16	17	0	0	0	39	2	22	24	-15	39	3	16	19	-26
Evan Rodrigues	7	15	22	2	2	4	0	3	3	39	5	10	15	3	35	4	10	14	-10
Marco Scandella	6	6	12	0	0	0	0	1	1	30	5	2	7	-5	33	1	5	6	-8
Conor Sheary	10	18	28	4	2	6	0	0	0	40	8	14	22	-5	38	6	6	12	-13
Jeff Skinner	32	15	47	8	8	16	0	0	0	41	21	15	36	4	41	19	8	27	-4
C.J. Smith	2	0	2	0	0	0	0	0	0	7	2	0	2	0	4	0	0	0	0
Vladimir Sobotka	5	7	12	0	0	0	0	1	1	33	0	6	6	-12	36	5	2	7	-8
Matt Tennyson	0	0	0	0	0	0	0	0	0	3	0	0	0	-1	1	0	0	0	-3
Tage Thompson	6	5	11	1	0	1	0	0	0	34	3	2	5	-10	31	4	3	7	-12
Scott Wilson	0	3	3	0	0	0	0	0	0	8	0	1	1	-6	7	0	2	2	-2





SEASON IN REVIEW

INDIVIDUAL GOAL-SCORING BREAKDOWN

PLAYER	1ST	2ND	3RD	OT	EV	PP	SH	GW	LL	1H	2H	HOME	ROAD	TOTAL
Beaulieu	1	1	1	0	3	0	0	0	0	3	0	3	0	3
Berglund	0	0	2	0	2	0	0	0	0	2	0	1	1	2
Bogosian	0	3	0	0	2	0	1	0	0	2	1	0	3	3
Borgen	0	0	0	0	0	0	0	0	0	0	0	0	0	0
Dahlin	4	3	2	0	4	5	0	4	2	4	5	3	6	9
Eichel	10	6	10	2	20	8	0	2	3	15	13	16	12	28
Elie	0	0	0	0	0	0	0	0	0	0	0	0	0	0
Girgensons	2	2	1	0	5	0	0	0	0	3	2	2	3	5
Guhle	0	0	0	0	0	0	0	0	0	0	0	0	0	0
Hunwick	0	0	0	0	0	0	0	0	0	0	0	0	0	0
Larsson	2	1	3	0	5	0	1	0	0	4	2	5	1	6
McCabe	1	2	1	0	3	0	1	0	0	2	2	1	3	4
Mittelstadt	5	3	4	0	9	3	0	1	1	5	7	8	4	12
Montour	0	1	2	0	2	1	0	0	0	0	3	1	2	3
Nelson	0	1	0	0	1	0	0	0	0	1	0	0	1	1
Nylander	0	1	1	0	1	1	0	0	0	0	2	1	1	2
Okposo	2	7	5	0	7	7	0	2	2	6	8	9	5	14
Olofsson	1	0	1	0	0	2	0	0	0	0	2	1	1	2
O'Regan	0	0	0	0	0	0	0	0	0	0	0	0	0	0
Pilut	0	1	0	0	1	0	0	0	0	0	1	1	0	1
Pominville	4	7	5	0	15	1	0	3	4	9	7	10	6	16
Reinhart	7	8	7	0	20	2	0	1	2	9	13	11	11	22
Ristolainen	0	2	2	1	4	1	0	2	2	4	1	2	3	5
Rodrigues	6	2	1	0	7	2	0	1	0	2	7	5	4	9
Scandella	1	3	2	0	6	0	0	1	0	2	4	5	1	6
Sheary	5	5	3	1	10	4	0	3	4	7	7	8	6	14
Skinner	13	11	13	3	32	8	0	7	7	29	11	21	19	40
Smith	0	2	0	0	2	0	0	1	1	0	2	2	0	2
Sobotka	2	1	2	0	5	0	0	0	0	3	2	0	5	5
Tennyson	0	0	0	0	0	0	0	0	0	0	0	0	0	0
Thompson	5	0	2	0	6	1	0	0	0	5	2	3	4	7
Wilson	0	0	0	0	0	0	0	0	0	0	0	0	0	0
TOTAL	71	73	70	7	172	46	3	28	28	117	104	119	102	221





SEASON IN REVIEW

SABRES' RECORD WHEN A PLAYER RECORDS A GOAL/ASSIST/POINT/MULTI-POINT GAME

PLAYER	IN LINEUP	GOAL	ASSIST	POINT	MULTI-POINT	Multi-Point Games			
						2 PTS	3 PTS	4 PTS	5 PTS
Beaulieu	13-11-6	2-1-0	1-0-1	3-2-1	1-0-0	1	--	--	--
Berglund	12-7-4	2-0-0	2-0-0	3-0-0	1-0-0	1	--	--	--
Bogosian	27-29-9	2-0-1	8-4-3	9-4-3	2-0-1	3	--	--	--
Borgen	0-3-1	0-0-0	0-0-0	0-0-0	0-0-0	--	--	--	--
Dahlin	33-39-10	7-0-2	16-12-1	21-12-2	5-2-1	7	1	--	--
Eichel	31-36-10	8-9-4	24-8-4	26-16-8	17-6-4	23	3	1	--
Elie	6-9-1	0-0-0	0-1-0	0-1-0	0-0-0	--	--	--	--
Girgensons	30-33-9	3-2-0	7-5-1	9-7-1	1-0-0	1	--	--	--
Guhle	1-1-0	0-0-0	0-0-0	0-0-0	0-0-0	--	--	--	--
Hunwick	5-8-1	0-0-0	1-1-0	1-1-0	0-0-0	--	--	--	--
Larsson	29-35-9	4-1-1	3-4-1	7-5-2	0-0-0	--	--	--	--
McCabe	29-26-4	3-1-0	6-1-1	8-2-1	2-1-0	3	--	--	--
Mittelstadt	31-36-10	6-4-2	7-4-2	12-8-3	1-0-1	2	--	--	--
Montour	4-14-2	2-0-1	2-3-2	3-3-2	1-0-1	2	--	--	--
Nelson	15-17-6	1-0-0	3-1-1	4-1-1	0-0-0	--	--	--	--
Nylander	1-10-1	0-2-0	1-0-0	1-2-0	1-0-0	1	--	--	--
Okposo	32-37-9	6-5-3	11-2-0	16-7-3	3-0-0	3	--	--	--
Olofsson	2-3-1	1-1-0	1-0-1	1-1-1	1-0-0	1	--	--	--
O'Regan	1-0-0	0-0-0	0-0-0	0-0-0	0-0-0	--	--	--	--
Pilut	11-18-4	1-0-0	3-1-1	4-1-1	4-1-1	--	--	--	--
Pominville	31-33-9	8-4-2	7-4-3	12-8-4	4-0-1	3	2	--	--
Reinhart	33-39-10	9-8-2	20-8-6	24-15-6	11-3-4	16	2	--	--
Ristolainen	33-36-9	3-2-0	18-11-3	21-13-3	4-0-2	6	--	--	--
Rodrigues	30-37-7	6-2-1	12-3-2	16-5-3	3-1-1	5	--	--	--
Scandella	25-31-7	1-2-3	3-3-1	4-5-3	0-0-1	1	--	--	--
Sheary	32-37-9	10-2-0	13-5-2	20-7-2	4-0-0	3	1	--	--
Skinner	33-39-10	21-6-3	5-10-5	24-15-7	9-3-2	11	3	--	--
Smith	4-5-2	2-0-0	0-0-0	2-0-0	0-0-0	--	--	--	--
Sobotka	28-31-10	1-2-1	4-4-0	5-6-1	1-0-0	1	--	--	--
Tennyson	2-1-1	0-0-0	0-0-0	0-0-0	0-0-0	--	--	--	--
Thompson	26-31-8	5-2-0	2-1-2	7-3-2	0-0-0	--	--	--	--
Wilson	4-10-1	0-0-0	1-1-1	1-1-1	0-0-0	--	--	--	--

INDIVIDUAL LEADERS

CATEGORY

	PLAYERS
Points:.....	J. EICHEL (82), S. REINHART (65), J. SKINNER (63)
Goals:.....	J. SKINNER (40), J. EICHEL (28), S. REINHART (22)
Assists:.....	J. EICHEL (54), S. REINHART (43), R. RISTOLAINEN (38)
PP Goals:.....	J. EICHEL (8), J. SKINNER (8), K. OKPOSO (7)
SH Goals:.....	Z. BOGOSIAN (1), J. LARSSON (1), J. McCABE (1)
GW Goals:.....	J. SKINNER (7), R. DAHLIN (4), J. POMINVILLE (3), C. SHEARY (3)
3+ Goals:.....	S. REINHART (1), J. SKINNER (1)
PIM:.....	Z. BOGOSIAN (52), K. OKPOSO (41), R. RISTOLAINEN (38)
Shots:.....	J. EICHEL (303), J. SKINNER (268), R. RISTOLAINEN (182)
+/-:.....	N. BEAULIEU (+1), B. GUHLE (+1), C. NELSON (+1), V. OLOFSSON (+1)



SEASON IN REVIEW

TEAM RECORDS

Overall record:	33-39-10
Home record:	21-15-5
Road record:	12-24-5
1-Goal Games:	17-9-10
2-Goal Games:	7-11
3-Goal Games:	9-19
Scoring first:	24-9-6
Opponent scoring first:	9-30-4
Leading after 1 period:	19-7-3
Trailing after 1 period:	7-17-4
Tied after 1 period:	7-15-3
Leading after 2 periods:	18-2-4
Trailing after 2 periods:	7-30-2
Tied after 2 periods:	8-7-4

OT Record - This Season:	12-10
OT Record - Franchise:	195-197-215
Shootout Record - This Season:	5-3
Shootout Record - Franchise:	75-69
Outshooting opponent:	13-23-4
Outshot by opponent:	19-16-6
Even shots:	1-0-0
vs. Atlantic:	11-12-5
vs. Metropolitan:	8-13-3
vs. EASTERN CONFERENCE:	19-25-8
vs. Central:	4-9-1
vs. Pacific:	10-5-1
vs. WESTERN CONFERENCE:	14-14-2

RECORD WHEN SCORING POWER-PLAY GOALS

0 PPG 15-26-6 (.383)	1 PPG 9-12-3 (.438)	2 PPG 9-1-1 (.864)	3+ PPG 0-0-0 (.000)
--------------------------------	-------------------------------	------------------------------	-------------------------------

RECORD WHEN ALLOWING POWER-PLAY GOALS

0 PPG 23-22-6 (.510)	1 PPG 8-12-3 (.413)	2 PPG 2-3-1 (.417)	3+ PPG 0-2-0 (.000)
--------------------------------	-------------------------------	------------------------------	-------------------------------

RECORD BY DAY OF THE WEEK

Sunday 3-4-0 (.429)	Monday 2-6-0 (.250)	Tuesday 7-7-2 (.500)	Wednesday 2-2-0 (.500)	Thursday 5-7-4 (.438)	Friday 3-5-1 (.389)	Saturday 11-8-3 (.568)
-------------------------------	-------------------------------	--------------------------------	----------------------------------	---------------------------------	-------------------------------	----------------------------------

RECORD BY MONTH

October 6-4-2 (.583)	November 11-3-1 (.767)	December 4-6-3 (.423)	January 4-6-0 (.400)	February 4-7-2 (.385)	March 2-12-2 (.188)	April 2-1-0 (.667)
--------------------------------	----------------------------------	---------------------------------	--------------------------------	---------------------------------	-------------------------------	------------------------------



SEASON IN REVIEW



GOALS BY PERIOD

	1	2	3	OT	T	AVG
Buffalo Sabres:	71	73	70	7	221	(2.7 avg.)
Opponents:	69	98	94	7	268	(3.3 avg.)

POWER PLAY

	G	ATT	%
Overall:	46	236	19.5 (16th NHL)
Home:	25	114	21.9 (10th NHL)
Road:	21	122	17.2 (22nd NHL)

9 Shorthanded Goals Allowed (T-21st NHL)

POWER PLAY

Player	G	A	P
Jack Eichel	8	18	26
Rasmus Dahlin	5	15	20
Rasmus Ristolainen	1	16	17
Jeff Skinner	8	8	16
Sam Reinhart	2	13	15
Kyle Okposo	7	4	11
Casey Mittelstadt	3	7	10
Conor Sheary	4	2	6
Evan Rodrigues	2	2	4
Victor Olofsson	2	0	2
Jason Pominville	1	1	2
Zach Bogosian	0	1	1
Alexander Nylander	1	0	1
Tage Thompson	1	0	1
Brandon Montour	1	2	3

SHOOTOUTS

Shooter	G/S	%	GDC
Jack Eichel	4/8	50.0	0
Sam Reinhart	3/6	50.0	3
Casey Mittelstadt	2/5	40.0	1
Jason Pominville	1/3	33.3	0
Conor Sheary	1/3	33.3	1
Tage Thompson	1/3	33.3	0
Kyle Okposo	0/1	0.0	0
Jeff Skinner	0/1	0.0	0
Vladimir Sobotka	0/1	0.0	0

Goaltender	Rec.	G/S	%
Carter Hutton	3-3	11/23	.522
Linus Ullmark	2-0	1/10	.900

SHOTS BY PERIOD

	1	2	3	OT	T	AVG
Buffalo Sabres:	877	873	890	57	2,697	(32.9 avg.)
Opponents:	929	909	823	43	2,704	(33.0 avg.)

PENALTY KILLING

	G	ATT	%
Overall:	41	215	80.9 (T-12th NHL)
Home:	18	102	82.4 (11th NHL)
Road:	23	113	79.6 (20th NHL)

3 Shorthanded Goals Allowed (T-30th NHL)

PENALTY KILLING

	GP	Min	Avg./Rank
Overall	82	570	7.0 (3rd NHL)

GOAL SITUATIONS

Situations	For	Against
5-on-5:	154	185
5-on-4:	43	7
5-on-3:	1	0
4-on-4:	0	6
4-on-3:	2	0
3-on-3:	5	7
3-on-4:	0	1
3-on-5:	0	0
4-on-5:	3	40
Empty Net:	7	17
Penalty Shots:	0	1
Total:	221	268

SHORTHANDED

Player	G	A	P
Evan Rodrigues	0	3	3
Zach Bogosian	1	0	1
Johan Larsson	1	0	1
Jake McCabe	1	0	1
Marco Scandella	0	1	1
Vladimir Sobotka	0	1	1



SEASON IN REVIEW

PLAYER GAME-BY-GAME

Date	Opponent	Bogosian #4	Tennyson #5	Scandella #6	Nelson #8	Eichel #9	Berglund #10	Sobotka #17
Oct 4	vs. BOS	INJ	MIN	0-0,5/-1 18:50	0-0,1/0 19:07	0-0,4/-2 21:31	0-0,1/1 15:16	0-0,1/0 18:42
Oct 6	vs. NYR	INJ	MIN	0-0,1/1 21:58	0-0,1/-1 14:05	1-1,4/0 25:45	0-0,0/1 16:04	DND
Oct 8	vs. VGK	INJ	MIN	1-0(W),1/0 22:20	0-0,1/0 17:28	2-0,4/-1 19:11	0-1,0/1 17:00	DND
Oct 11	vs. COL	INJ	DND	0-0,2/-3 17:42	0-0,0/0 13:59	0-0,5/-1 20:03	0-0,2/-1 13:23	DND
Oct 13	@ ARI	INJ	DND	0-0,0/2 24:17	0-0,0/0 15:39	0-1,4/0 19:26	0-0,0/0 15:14	0-0,1/0 16:48
Oct 16	@ VGK	0-0,0/0 16:09	MIN	0-0,1/0 18:24	DND	0-0,3/-2 21:53	0-0,0/-1 09:37	1-0,2/0 15:49
Oct 18	@ SJS	0-0,0/-1 18:20	MIN	0-0,0/-2 18:54	DND	0-0,4/0 19:16	DND	0-0,2/-1 17:11
Oct 20	@ LAK	1-0,2/3 14:58	MIN	0-1,1/2 16:29	0-0,2/1 20:49	0-3,5/4 16:00	0-0,1/1 13:20	0-0,0/0 15:08
Oct 21	@ ANA	0-1,1/1 15:04	MIN	0-0,3/1 18:19	0-0,1/0 14:22	0-1,5/1 21:26	1-0,2/1 10:37	0-0,0/0 14:12
Oct 25	vs. MTL	0-0,1/-2 18:59	MIN	0-0,1/-2 16:56	0-0,1/1 12:03	0-0,4/0 18:43	0-0,5/0 13:03	0-0,2/1 14:50
Oct 27	@ CBJ	0-0,0/0 20:39	MIN	0-0,2/0 20:38	0-1,1/0 12:10	0-2,3/-1 21:04	0-0,2/0 12:54	0-0,0/-1 14:35
Oct 30	vs. CGY	0-0,2/0 22:47	MIN	0-0,1/-1 23:19	0-0,0/1 14:27	1-0,2/0 20:17	0-0,3/0 12:56	0-0,1/-1 16:12
Nov 1	@ OTT	0-0,3/0 19:57	MIN	0-1,3/0 18:50	0-0,1/0 12:28	0-2,7/0 23:21	0-0,2/0 06:07	0-0,2/-1 14:56
Nov 3	vs. OTT	0-0,2/2 25:40	MIN	0-1,2/5 20:24	0-1,0/4 18:46	0-3,3/2 12:50	1-1,2/2 14:33	0-1,0/0 14:04
Nov 4	@ NYR	0-0,1/0 18:52	MIN	0-0,1/1 17:01	0-0,1/-1 14:10	0-0,2/-2 21:32	0-0,2/0 11:23	0-0,0/0 12:41
Nov 8	@ MTL	0-0,2/-1 20:38	MIN	0-1,0/-1 18:57	DND	0-2,2/1 18:32	0-0,0/-2 10:05	2-0,3/1 17:52
Nov 10	vs. VAN	0-0,2/-2 26:36	MIN	0-0,1/-2 22:07	DND	0-0,5/0 15:47	0-0,0/-1 12:14	0-0,3/0 16:12
Nov 13	vs. TBL	0-0,0/0 24:07	MIN	0-0,1/0 18:57	DND	0-0,3/1 19:37	DND	0-0,0/-1 15:03
Nov 16	@ WPG	0-0,0/0 20:17	MIN	0-0,3/-1 16:38	DND	0-1,6/0 20:24	0-0,0/0 16:34	0-0,1/0 15:55
Nov 17	@ MIN	0-0,2/0 22:29	MIN	0-0,2/0 18:24	0-0,0/0 18:55	0-2,5/1 19:14	0-0,1/0 13:02	0-0,2/1 15:29
Nov 19	@ PIT	1-1,5/0 19:35	MIN	0-0,0/0 09:33	1-0,2/0 15:18	1-1(W),6/1 18:24	0-0,0/0 16:31	0-0,4/1 14:48
Nov 21	vs. PHI	0-0,0/1 22:11	MIN	DND	0-0,1/0 12:56	0-1,3/2 18:33	INJ	0-1,0/0 14:02
Nov 23	vs. MTL	0-1,3/1 19:01	MIN	0-0,0/-1 15:00	DND	0-2,3/0 24:32	INJ	0-0,0/0 13:55
Nov 24	@ DET	0-1,2/-1 24:56	MIN	0-0,0/-1 16:23	0-0,1/0 15:19	0-1,7/-1 21:53	INJ	0-0,1/-1 16:06
Nov 27	vs. SJS	0-0,2/0 24:28	MIN	INJ	0-1,0/1 14:33	0-0,4/1 19:44	INJ	0-0,1/1 13:43
Nov 29	@ TBL	0-1,1/-1 25:05	MIN	INJ	0-1,2/0 15:38	0-2,2/1 19:44	INJ	0-0,0/0 14:55
Nov 30	@ FLA	0-0,0/0 23:46	DND	INJ	0-0,1/1 15:54	0-2,4/0 20:05	0-0,0/0 12:35	0-0,1/0 13:31
Dec 3	@ NSH	0-0,1/0 14:56	DND	INJ	0-0,0/-1 12:48	0-0,6/1 21:59	0-0,1/-1 13:47	0-0,1/0 11:51
Dec 4	vs. TOR	0-0,3/-2 26:34	DND	INJ	0-0,0/0 02:39	2-0,8/3 21:49	0-0,1/-2 10:27	0-0,1/-1 16:55
Dec 8	vs. PHI	0-0,1/-1 25:56	0-0,1/-2 11:46	INJ	INJ	2-0,5/-1 19:05	0-0,0/-2 13:17	0-0,1/-2 14:31
Dec 11	vs. LAK	0-0,2/-2 21:53	0-0,2/0 09:55	INJ	INJ	1-1,10/0 25:57	DND	0-0,0/-1 11:01
Dec 13	vs. ARI	0-0,0/1 25:10	0-0,1/1 12:12	INJ	INJ	0-1,1/1 18:11	DND	0-0,1/0 13:45
Dec 15	@ WSH	0-0,1/0 29:03	0-0,0/-3 09:06	INJ	INJ	2-0,3/0 20:55	DND	0-0,0/-1 14:39
Dec 16	@ BOS	0-0,0/2 24:20	DND	0-0,0/1 22:07	INJ	2-2,6/3 19:00	DND	0-0,2/-1 13:36
Dec 18	vs. FLA	0-0,3/0 23:02	MIN	0-0,0/0 19:22	INJ	0-1,4/-1 20:23	DND	0-0,0/-1 14:10
Dec 21	@ WSH	0-0,2/-1 21:15	MIN	0-0,2/0 16:49	INJ	0-0,2/-1 22:32	INJ	0-0,1/0 15:15
Dec 22	vs. ANA	0-0,2/1 20:13	MIN	0-0,1/1 18:04	INJ	0-2,4/1 21:20	INJ	0-0,2/0 13:31
Dec 27	@ STL	0-0,3/-1 21:13	MIN	0-0,0/-1 16:57	INJ	1-0,5/-1 17:43	INJ	0-0,1/0 14:12
Dec 29	vs. BOS	0-0,1/0 22:25	MIN	1-1,3/2 18:11	INJ	0-0,1/-1 20:08	INJ	0-0,2/0 15:50
Dec 31	vs. NYI	0-0,1/-1 23:24	MIN	0-0,0/-1 15:46	INJ	0-0,0/0 02:42	INJ	0-0,3/-1 14:12
Jan 3	vs. FLA	0-1,3/2 20:17	MIN	0-0,2/-1 16:00	INJ	INJ	INJ	0-1,2/1 20:27
Jan 5	@ BOS	0-0,0/0 22:18	MIN	0-0,0/0 17:16	INJ	INJ	INJ	0-0,0/0 17:56
Jan 8	vs. NJD	0-1,0/2 21:57	MIN	0-0,2/0 19:54	INJ	INJ	INJ	0-1,1/1 15:25
Jan 11	@ CAR	0-0,3/-1 19:33	MIN	0-1,2/-1 14:03	INJ	0-0,1/-2 18:34	INJ	0-0,2/0 15:22
Jan 12	vs. TBL	0-0,0/0 18:10	MIN	1-0,3/0 17:03	INJ	0-0,8/1 20:30	INJ	0-1,1/-3 13:45
Jan 14	@ EDM	0-0,2/-1 19:56	MIN	0-0,3/-2 15:20	INJ	0-0,3/-2 17:42	INJ	0-1,1/0 12:50
Jan 16	@ CGY	0-0,1/1 20:46	MIN	0-0,3/1 16:46	INJ	1-1(W),3/2 20:57	INJ	0-0,1/-1 15:00
Jan 18	@ VAN	0-0,1/0 23:41	MIN	0-0,1/0 14:35	INJ	0-1,3/0 22:01	INJ	0-1,4/-1 10:17
Jan 29	@ CBJ	0-2,2/4 21:28	MIN	0-0,0/-1 15:32	INJ	0-1,5/1 21:18	INJ	0-0,0/1 13:57
Jan 30	@ DAL	0-0,3/-1 22:36	MIN	0-0,6/0 17:43	INJ	0-0,2/-1 21:55	INJ	0-0,0/0 11:51
Feb 1	vs. CHI	0-1,1/-3 22:32	MIN	0-0,6/-2 14:40	INJ	1-0,2/-2 23:36	INJ	0-0,1/-1 14:43
Feb 5	vs. MIN	0-0,0/-3 20:12	MIN	0-0,2/2 18:48	INJ	0-2,9/0 25:57	INJ	0-0,1/-2 17:40
Feb 7	vs. CAR	0-1,1/1 20:34	MIN	1-0,2/0 18:41	INJ	0-1,3/-2 23:42	INJ	0-0,1/0 12:46
Feb 9	vs. DET	0-0,1/0 22:39	MIN	0-0,1/1 22:10	MIN	0-1,0/0 16:55	INJ	0-0,0/0 14:36
Feb 10	vs. WPG	DND	MIN	0-0,0/0 18:46	MIN	1-0,4/-2 22:15	INJ	0-0,1/0 10:57
Feb 12	vs. NYI	DND	MIN	0-0,0/1 18:29	MIN	0-2,1/1 17:13	INJ	0-0,1/0 12:14
Feb 15	vs. NYR	0-0,1/-1 20:53	MIN	0-0,0/-2 16:07	MIN	0-0,3/-2 20:15	INJ	0-0,2/-1 11:22
Feb 17	@ NJD	0-1,0/0 20:58	MIN	INJ	INJ	0-1,4/-1 19:56	INJ	0-0,1/0 12:22
Feb 19	@ FLA	0-0,0/0 22:14	MIN	INJ	DND	1-0,4/-3 20:29	INJ	1-0,1/1 13:06
Feb 21	@ TBL	0-1,0/0 22:54	MIN	INJ	DND	0-1,7/0 24:39	INJ	0-0,1/0 15:35
Feb 23	vs. WSH	0-0,2/1 20:08	MIN	INJ	DND	0-2,4/2 19:51	INJ	0-0,0/1 13:53
Feb 25	@ TOR	0-0,3/0 23:32	MIN	0-0,0/-1 11:39	DND	2-0,4/-1 23:22	INJ	0-0,1/0 11:25
Feb 26	@ PHI	0-0,3/0 22:27	MIN	0-0,0/-2 13:59	DND	1-0,6/-1 22:16	INJ	0-0,0/-1 07:40
Mar 1	vs. PIT	0-0,1/2 21:24	MIN	DND	DND	1-0,4/2 25:16	INJ	DND
Mar 2	@ TOR	0-0,4/-1 22:35	MIN	0-1,2/-1 15:34	DND	0-0,3/-1 19:32	INJ	DND
Mar 4	vs. EDM	DND	MIN	0-0,3/-1 17:54	0-0,2/0 15:33	2-0,5/-1 21:43	INJ	DND
Mar 7	@ CHI	1-1,5/1 25:18	MIN	0-0,0/-1 15:44	0-0,1/-1 14:19	0-0,5/1 22:26	INJ	1-0,2/0 12:59
Mar 9	@ COL	0-0,0/0 24:15	MIN	0-0,0/0 14:17	0-0,2/0 13:21	0-0,2/-2 20:38	INJ	0-0,1/-1 10:56
Mar 12	vs. DAL	0-0,0/-1 13:32	MIN	0-0,1/0 17:38	DND	SUS	INJ	0-0,0/0 13:25
Mar 14	vs. PIT	DND	MIN	0-0,1/0 13:17	0-0,0/0 14:29	SUS	INJ	0-0,0/-1 17:37
Mar 16	@ CAR	0-0,1/-1 20:57	MIN	DND	0-0,1/-2 11:06	0-0,6/0 20:24	INJ	DND
Mar 17	vs. STL	0-1,2/0 22:11	MIN	0-0,1/0 16:27	0-0,1/0 16:38	0-0,3/0 23:17	INJ	0-0,0/-1 11:16
Mar 20	vs. TOR	0-1,1/0 22:31	MIN	0-0,1/-2 19:11	0-0,2/0 17:32	0-1,3/-3 20:27	INJ	0-1,1/1 12:15
Mar 23	@ MTL	0-0,1/-2 19:18	MIN	1-0,1/0 18:12	0-0,3/0 16:41	1-1,3/-3 19:19	INJ	0-0,1/-3 13:39
Mar 25	@ NJD	DND	MIN	0-0,0/0 15:29	0-0,0/0 14:01	0-0,4/0 20:01	INJ	0-0,1/0 11:15
Mar 26	@ OTT	DND	MIN	0-0,1/-1 20:44	0-0,2/-1 20:35	0-0,3/-1 19:06	INJ	DND
Mar 28	vs. DET	DND	DND	1-0,1/1 16:59	0-0,0/2 16:39	1-0,3/-1 23:02	INJ	0-0,0/-1 10:11
Mar 30	@ NYI	DND	DND	0-0,0/0 09:51	0-0,1/-2 21:02	0-1,1/-2 18:55	INJ	DND
Mar 31	vs. CBJ	DND	DND	DND	0-0,2/-2 18:50	0-0,8/0 19:39	INJ	DND
Apr 2	vs. NSH	DND	DND	DND	DND	0-0,5/-1 26:14	INJ	DND
Apr 4	vs. OTT	DND	DND	DND	DND	1-2,3/2 20:05	INJ	DND
Apr 6	@ DET	DND	DND	DND	0-1,0/2 18:43	0-2,2/2 20:01	INJ	DND



SEASON IN REVIEW

PLAYER GAME-BY-GAME

Date	Opponent	McCabe #19	Wilson #20	Okposo #21	Larsson #22	Reinhart #23	Piut #24	Dahlin #26
Oct 4	vs. BOS	0-0,2/-1 18:22	INJ	0-0,2/-1 16:20	INJ	0-0,3/-2 20:17	MIN	0-0,0/-1 22:37
Oct 6	vs. NYR	0-0,0/0 21:21	INJ	0-0,2/-1 14:47	INJ	0-1,2/1 20:21	MIN	0-0,2/0 17:05
Oct 8	vs. VGK	0-0,0/1 19:43	INJ	0-2,0/1 18:00	INJ	0-1,1/-1 19:28	MIN	0-0,1/0 18:37
Oct 11	vs. COL	0-0,0/-2 15:15	INJ	0-0,2/-1 20:34	0-0,0/-2 11:44	0-0,3/-1 21:00	MIN	0-1,0/1 18:09
Oct 13	@ ARI	0-0,1/0 17:44	INJ	0-0,5/1 14:44	DND	0-1,0/0 20:13	MIN	1-0(W),2/1 17:07
Oct 16	@ VGK	0-1,1/1 15:52	INJ	0-1,3/0 17:56	DND	0-0,1/-2 19:53	MIN	0-0,1/-2 19:06
Oct 18	@ SJS	1-0,1/1 16:44	INJ	0-0,3/-1 13:53	DND	0-0,0/0 18:14	MIN	0-1,2/1 20:08
Oct 20	@ LAK	0-1,0/2 21:57	INJ	0-0,2/0 10:12	0-1,0/1 17:23	0-0,2/0 13:06	MIN	0-0,0/1 18:22
Oct 21	@ ANA	0-0,1/0 21:10	INJ	1-1,2/-2 11:09	0-0,2/1 13:51	0-2,3/0 14:56	MIN	0-0,3/-1 20:12
Oct 25	vs. MTL	0-2,3/1 23:04	INJ	1-0(W),4/-2 11:51	0-0,2/0 16:32	1-0,2/1 15:04	MIN	0-1,0/0 17:41
Oct 27	@ CBJ	0-2,2/-1 17:27	INJ	1-0,2/0 11:40	0-0,0/-1 15:51	0-0,4/-2 17:16	MIN	0-0,1/0 18:26
Oct 30	vs. CGY	DND	INJ	0-0,1/0 12:43	0-0,0/-1 17:02	0-0,2/-1 12:58	MIN	0-0,0/0 20:11
Nov 1	@ OTT	0-0,1/0 18:01	INJ	0-0,1/-2 12:13	0-0,0/0 12:14	0-0,4/-1 17:28	MIN	0-0,3/-1 17:28
Nov 3	vs. OTT	0-0,0/-1 19:10	INJ	1-0,3/0 15:16	0-1,1/2 14:05	0-2,0/2 16:41	MIN	0-1,3/1 08:58
Nov 4	@ NYR	0-0,1/-1 18:13	INJ	0-0,4/0 17:46	0-0,2/0 12:36	0-0,3/0 16:29	MIN	0-0,4/-1 18:45
Nov 8	@ MTL	0-0,1/0 20:00	INJ	0-0,4/2 13:37	0-0,0/-2 12:50	0-2,0/2 18:27	MIN	0-0,1/2 16:57
Nov 10	vs. VAN	0-0,0/-1 18:22	INJ	0-1,3/3 17:44	0-0,1/-1 14:40	1-1,1/2 15:09	MIN	0-2,0/3 18:02
Nov 13	vs. TBL	0-0,2/0 22:29	INJ	1-0(W),2/1 16:05	0-0,1/0 16:13	0-1,2/1 19:24	MIN	0-0,0/-1 14:36
Nov 16	@ WPG	0-0,0/0 18:26	INJ	0-0,2/0 13:58	0-0,2/-1 15:21	0-0,4/0 20:58	MIN	0-1,2/0 22:57
Nov 17	@ MIN	1-1,5/2 19:51	INJ	0-1,0/1 14:58	0-0,3/0 13:35	0-0,1/-1 17:58	MIN	1-1,3/2 19:14
Nov 19	@ PIT	0-0,1/1 20:39	INJ	0-2,2/0 12:50	0-0,1/-1 15:03	0-1,2/1 16:42	MIN	0-0,2/-2 22:49
Nov 21	vs. PHI	0-0,0/1 21:37	INJ	0-1,0/1 15:36	1-0,3/1 12:33	1-1,1/1 17:48	DND	0-1,2/1 21:44
Nov 23	vs. MTL	0-1,2/1 19:15	INJ	0-0,3/1 14:45	0-0,1/0 11:22	0-0,3/1 17:46	DND	0-1,2/0 23:31
Nov 24	@ DET	0-0,0/2 19:13	INJ	0-0,0/0 15:33	0-0,4/-1 17:26	0-0,3/-1 17:21	MIN	0-1,2/0 23:18
Nov 27	vs. SJS	0-0,1/-1 19:57	INJ	0-1,2/1 12:41	0-0,4/0 15:03	0-1,1/1 20:38	DND	0-1,3/2 24:12
Nov 29	@ TBL	0-0,1/1 07:29	INJ	0-0,2/0 11:52	0-0,3/0 12:54	2-0,2/1 20:27	DND	0-0,1/1 25:51
Nov 30	@ FLA	INJ	INJ	0-0,2/0 15:37	0-0,0/0 16:42	1-1,4/0 18:28	0-0,0/1 12:48	0-0,3/0 20:14
Dec 3	@ NSH	INJ	INJ	0-0,0/0 16:53	0-0,0/-1 13:31	1-0,3/1 21:31	0-0,0/1 19:08	0-0,2/-1 22:51
Dec 4	vs. TOR	INJ	INJ	0-0,2/-1 12:07	0-0,2/-2 12:20	1-1,2/3 21:35	0-0,1/0 22:49	0-0,2/0 29:15
Dec 8	vs. PHI	INJ	INJ	0-0,4/-2 13:59	0-0,0/-2 12:01	0-1,0/0 18:20	0-0,2/-1 20:26	0-0,2/-1 20:26
Dec 11	vs. LAK	INJ	INJ	0-0,0/-2 12:34	1-0,3/2 12:24	0-1,3/-1 22:55	0-1,1/0 15:53	0-0,8/0 28:34
Dec 13	vs. ARI	INJ	INJ	0-0,2/0 11:53	0-0,0/1 16:13	0-1,2/1 18:10	0-0,1/1 18:45	0-0,2/-1 21:23
Dec 15	@ WSH	INJ	INJ	0-0,4/0 14:11	0-0,0/-1 13:47	0-2,1/0 17:41	INJ	1-2,3/0 24:19
Dec 16	@ BOS	INJ	INJ	0-0,2/0 14:15	0-0,0/0 16:49	0-3,2/3 16:46	INJ	0-2,2/2 19:35
Dec 18	vs. FLA	INJ	INJ	0-0,1/0 12:43	0-0,4/0 16:03	0-2,1/-1 21:10	INJ	0-0,2/-1 25:55
Dec 21	@ WSH	0-0,2/0 16:13	INJ	0-0,2/-1 10:08	1-0,1/1 14:45	0-0,6/-1 19:40	0-0,1/1 17:04	0-0,0/-2 22:59
Dec 22	vs. ANA	0-0,0/1 20:17	INJ	0-0,1/0 10:53	0-0,3/0 14:03	0-2,1/2 20:20	0-1,1/0 15:40	1-0(W),2/1 21:01
Dec 27	@ STL	0-0,1/-2 17:18	INJ	0-0,1/1 13:45	0-0,2/-1 13:57	0-1,2/-1 18:21	0-0,2/-1 20:22	0-0,2/-1 22:27
Dec 29	vs. BOS	0-0,0/0 22:03	INJ	0-0,3/0 14:30	1-0,1/1 15:09	0-1,0/0 18:39	DND	0-0,2/0 19:44
Dec 31	vs. NYI	0-0,3/-1 16:17	INJ	1-0,3/-2 13:54	0-0,1/0 16:21	0-0,4/-1 18:23	DND	0-0,2/-2 17:42
Jan 3	vs. FLA	0-0,3/0 24:01	INJ	0-0,1/0 14:14	0-0,0/1 19:21	1-1,2/1 18:15	0-1,2/3 14:13	0-0,1/0 15:43
Jan 5	@ BOS	0-0,1/1 17:18	INJ	0-0,2/0 13:42	0-0,0/0 17:22	0-0,3/-2 19:14	0-0,3/-1 20:08	0-0,1/0 20:02
Jan 8	vs. NJD	1-0,1/1 20:08	INJ	0-1,2/1 13:55	0-1,1/1 18:07	0-0,2/1 14:45	1-0,3/2 16:09	0-1,3/1 20:13
Jan 11	@ CAR	0-0,0/-2 15:49	MIN	1-0,2/1 12:31	0-0,0/2 12:41	0-1,3/0 20:47	0-0,1/-1 21:15	0-2,3/0 21:40
Jan 12	vs. TBL	0-0,3/-1 18:13	MIN	0-0,1/1 16:10	0-0,1/1 13:36	1-0,1/1 20:21	0-0,1/-1 15:43	0-1,3/1 24:15
Jan 14	@ EDM	0-0,0/-2 20:33	MIN	0-0,2/-1 15:12	0-0,1/-1 14:05	0-0,3/-2 17:05	DND	0-1,6/0 22:46
Jan 16	@ CGY	1-0,1/2 18:32	MIN	0-0,1/1 11:34	0-0,0/1 13:36	0-1,2/1 19:59	0-0,1/0 18:00	1-0,1/2 21:56
Jan 18	@ VAN	0-0,1/1 15:43	MIN	1-0,2/1 13:12	0-1,1/1 13:37	1-0,1/0 21:47	0-0,1/-1 17:04	0-0,3/0 25:10
Jan 29	@ CBJ	0-1,1/1 22:34	MIN	0-0,0/-1 14:52	0-0,0/-1 14:16	1-0,7/1 20:31	DND	0-2,2/4 17:12
Jan 30	@ DAL	0-0,1/0 18:49	MIN	0-0,1/0 11:05	0-0,0/0 11:37	0-0,1/-1 22:22	DND	0-0,1/1 22:53
Feb 1	vs. CHI	0-0,2/0 19:10	MIN	1-0,3/1 10:56	DND	0-0,2/-3 18:06	0-0,0/0 15:32	0-0,1/-3 21:52
Feb 5	vs. MIN	0-1,0/0 22:55	MIN	0-0,0/0 13:03	DND	1-1,3/0 17:54	0-0,2/-2 11:37	1-0,3/0 25:01
Feb 7	vs. CAR	0-0,1/1 17:00	MIN	0-0,3/-1 11:15	0-0,0/-1 14:43	0-2,2/2 19:11	0-1,0/-1 17:06	0-0,3/0 20:48
Feb 9	vs. DET	0-0,1/0 17:08	MIN	1-0,2/0 12:51	0-0,0/0 17:52	0-0,3/1 15:14	0-0,2/0 14:25	0-1,1/0 18:30
Feb 10	vs. WPG	0-0,1/0 16:14	MIN	0-0,4/-2 14:54	0-0,3/0 14:17	0-0,2/-1 19:53	0-0,1/0 16:43	0-1,0/-2 20:25
Feb 12	vs. NYI	0-0,1/1 18:40	MIN	0-1,1/1 15:53	1-0,2/1 17:50	0-0,1/0 18:33	0-0,1/0 18:59	0-0,1/1 19:32
Feb 15	vs. NYR	0-0,1/1 16:12	MIN	0-0,2/-2 10:12	0-0,1/-2 10:46	0-1,2/-2 22:29	0-0,0/-2 18:54	0-1,4/1 24:03
Feb 17	@ NJD	0-0,1/0 19:04	MIN	INJ	0-0,2/0 12:03	1-0,5/-2 19:42	0-0,0/-1 17:19	0-0,3/-1 23:02
Feb 19	@ FLA	0-0,3/-1 19:44	MIN	INJ	0-1,0/1 14:54	0-1,2/-1 16:48	0-0,0/-1 14:54	0-0,3/-2 21:48
Feb 21	@ TBL	0-0,0/0 23:39	MIN	INJ	0-0,0/0 14:00	0-0,3/0 19:24	DND	1-0,2/0 21:20
Feb 23	vs. WSH	0-0,0/0 20:04	0-0,4/-1 11:52	INJ	0-0,1/-1 15:22	3-0,4/2 18:30	MIN	1-0(W),3/1 21:46
Feb 25	@ TOR	0-0,0/-1 19:46	0-0,0/-1 09:16	0-0,0/0 11:40	0-0,1/2 11:54	1-1,4/-2 18:44	MIN	0-2,4/1 24:06
Feb 26	@ PHI	0-0,2/0 17:46	0-0,0/0 08:38	0-0,1/1 15:01	0-0,0/-1 13:38	0-0,0/-1 19:44	MIN	0-1,4/-2 24:33
Mar 1	vs. PIT	0-0,0/1 20:01	0-0,3/0 12:03	0-1,2/1 13:09	0-0,0/-1 11:55	0-1,3/1 24:45	MIN	0-0,2/2 22:04
Mar 2	@ TOR	0-0,2/0 13:48	0-0,2/0 10:38	0-1,2/-1 16:16	0-0,1/1 14:05	0-0,2/-1 18:36	MIN	0-0,3/-2 22:31
Mar 4	vs. EDM	DND	0-1,2/0 11:37	0-0,2/0 16:14	0-0,0/-1 11:06	0-0,2/-1 21:20	MIN	0-0,4/-1 25:02
Mar 7	@ CHI	DND	0-1,2/-1 16:31	1-0,2/0 12:36	DND	0-0,3/0 20:49	MIN	0-0,1/-1 20:40
Mar 9	@ COL	DND	0-0,2/0 10:16	0-0,1/0 15:21	0-0,0/0 13:02	0-0,2/-2 21:15	MIN	0-0,1/-2 21:14
Mar 12	vs. DAL	DND	0-0,1/0 10:52	0-0,1/0 14:14	0-0,1/0 12:59	0-0,0/0 20:13	MIN	0-0,2/-1 24:50
Mar 14	vs. PIT	DND	0-0,0/-1 11:13	0-0,2/-1 09:38	0-0,0/-1 11:58	0-0,1/0 17:49	MIN	0-0,3/-1 21:45
Mar 16	@ CAR	DND	DND	0-0,0/1 13:19	0-1,0/1 15:32	0-1,1/-1 19:59	MIN	0-0,4/0 22:13
Mar 17	vs. STL	DND	DND	0-0,2/0 13:10	1-0,2/0 15:00	0-0,0/0 22:42	MIN	0-1,4/1 22:48
Mar 20	vs. TOR	DND	DND	0-0,2/0 13:15	0-0,1/0 14:25	0-0,2/-3 17:31	MIN	0-1,1/1 18:06
Mar 23	@ MTL	DND	DND	0-0,0/1 16:00	0-1,0/1 14:30	1-0,2/-2 16:31	MIN	0-1,2/-2 21:38
Mar 25	@ NJD	DND	DND	0-0,3/0 10:29	0-0,2/0 13:38	1-0,5/0 20:24	0-0,3/-1 20:42	0-1,5/1 23:49
Mar 26	@ OTT	DND	DND	0-0,3/-1 11:52	0-0,2/0 17:09	0-0,4/0 17:43	0-0,2/-1 17:00	0-0,2/-1 22:46
Mar 28	vs. DET	DND	DND	1-0,1/1 12:16	0-1,1/1 12:47	0-1,4/-1 21:40	0-0,0/1 21:22	0-0,0/-3 17:36
Mar 30	@ NYI	DND	0-0,2/-1 11:42	0-0,1/0 14:16	0-0,2/0 16:10	0-0,1/-3 16:23	0-0,4/-2 22:17	0-0,6/-1 22:19
Mar 31	vs. CBJ	0-0,1/0 20:45	0-0,1/-1 14:25	0-0,5/-1 16:24	0-0,1/-3 08:43	0-0,1/0 18:39	0-0,1/-3 18:11	0-0,1/-1 20:49
Apr 2	vs. NSH	0-0,1/1 17:33	0-0,3/-1 10:48	1-0,1/2 13:14	0-0,0/-1 11:23	0-0,3/-1 25:20	0-0,0/-1 15:05	0-0,2/-1 22:37
Apr 4	vs. OTT	0-0,1/1 22:41	0-0,1/-2 09:18	1-0,3/0 11:29	0-0,2/1 17:54	1-1(W),4/2 17:02	0-0,2/0 13:11	0-1,1/0 21:12
Apr 6	@ DET	0-0,2/1 20:26	0-1,2/1 12:36	0-1,1/1 13:46	0-0,3/1 13:06	1-0,1/2 18:32	0-0,0/2 17:04	1-1(W),2/2 19:42



SEASON IN REVIEW

PLAYER GAME-BY-GAME

Date	Opponent	Girgensons #28	Pomerville #29	Borgen #33	Mittelstadt #37	Olofsson #41	Sheary #43	Cuhle #45
Oct 4	vs. BOS	0-0,0/0 13:02	0-0,3/0 11:57	MIN	0-0,1/-1 14:03	MIN	0-0,2/-1 14:25	MIN
Oct 6	vs. NYR	0-0,2/0 13:52	0-0,0/0 08:54	MIN	0-0,1/0 11:06	MIN	2-0(W),3/-1 18:50	MIN
Oct 8	vs. VGK	0-1,1/1 14:53	1-0,1/1 10:24	MIN	0-0,0/0 10:34	MIN	0-1,2/-1 15:12	MIN
Oct 11	vs. COL	0-0,1/-2 13:02	0-0,1/-2 08:02	MIN	0-0,1/0 13:37	MIN	0-0,1/-1 18:06	MIN
Oct 13	@ ARI	0-0,0/0 12:52	0-0,0/1 09:53	MIN	0-0,1/1 13:09	MIN	1-0,3/0 18:34	MIN
Oct 16	@ VGK	0-0,1/0 12:24	0-0,2/0 09:19	MIN	0-0,2/-1 17:54	MIN	0-0,0/-1 18:35	MIN
Oct 18	@ SJS	0-0,0/0 13:59	0-0,2/0 11:54	MIN	0-0,3/0 15:03	MIN	0-0,4/-2 16:21	MIN
Oct 20	@ LAK	0-1,0/1 17:21	1-2,3/3 14:03	MIN	0-0,1/0 12:20	MIN	0-0,1/0 13:28	MIN
Oct 21	@ ANA	0-1,2/1 13:55	0-1,2/1 20:33	MIN	0-0,3/-2 14:44	MIN	0-0,2/0 15:14	MIN
Oct 25	vs. MTL	0-0,2/0 16:37	2-0,5/0 16:32	MIN	0-1,4/-2 13:16	MIN	0-1,1/1 14:14	MIN
Oct 27	@ CBJ	0-0,4/0 14:43	1-1,6/1 18:01	MIN	1-0,1/0 09:44	MIN	0-0,0/-1 17:01	MIN
Oct 30	vs. CGY	0-0,0/-1 16:31	0-1,2/1 16:44	MIN	0-0,2/0 12:56	MIN	0-0,2/0 12:59	MIN
Nov 1	@ OTT	0-0,1/0 10:00	1-0,5/1 18:03	MIN	0-0,3/0 15:28	MIN	0-0,2/-1 14:29	MIN
Nov 3	vs. OTT	1-1,2/2 14:30	2-1(W),6/2 13:43	MIN	1-1,2/2 18:06	MIN	1-1,4/2 17:25	MIN
Nov 4	@ NYR	0-0,3/0 12:50	0-0,3/-2 17:36	MIN	0-0,1/0 13:09	MIN	1-0,3/0 13:13	MIN
Nov 8	@ MTL	0-0,3/-2 13:10	0-1,2/0 14:29	MIN	0-1,0/0 12:39	MIN	1-0,1/0 12:42	MIN
Nov 10	vs. VAN	DND	0-0,2/-2 18:22	MIN	0-0,2/1 14:17	MIN	0-0,3/1 14:11	MIN
Nov 13	vs. TBL	0-0,0/0 14:48	0-0,0/-1 11:00	MIN	0-0,1/1 12:39	MIN	0-1,1/1 12:03	MIN
Nov 16	@ WPG	0-0,0/-1 13:06	0-0,0/0 12:45	MIN	0-0,3/0 15:48	MIN	0-0,0/0 15:59	MIN
Nov 17	@ MIN	0-0,3/0 12:59	1-1(W),2/2 11:37	MIN	0-0,0/0 13:31	MIN	0-0,1/0 12:36	MIN
Nov 19	@ PIT	0-0,4/-1 15:44	0-0,2/0 15:00	MIN	1-0,1/0 12:51	MIN	0-1,2/2 12:36	MIN
Nov 21	vs. PHI	0-0,0/0 11:34	0-1,1/1 16:26	MIN	0-0,2/0 15:18	MIN	0-0,0/-1 17:04	MIN
Nov 23	vs. MTL	0-0,0/0 10:25	0-0,3/-1 19:52	MIN	1-0,1/1 14:22	MIN	0-1,3/1 15:00	MIN
Nov 24	@ DET	DND	0-0,2/0 11:24	MIN	0-0,0/0 14:05	MIN	0-0,2/0 15:40	MIN
Nov 27	vs. SJS	0-0,1/0 12:56	0-0,1/0 11:54	MIN	0-0,0/0 14:11	MIN	INJ	MIN
Nov 29	@ TBL	1-0,2/0 14:07	0-0,0/-1 10:53	MIN	0-1,2/0 11:28	MIN	INJ	MIN
Nov 30	@ FLA	0-0,0/0 17:19	0-0,1/0 11:37	MIN	0-0,1/0 12:40	MIN	INJ	MIN
Dec 3	@ NSH	0-0,0/-1 11:17	DND	MIN	0-0,0/0 14:16	MIN	INJ	MIN
Dec 4	vs. TOR	0-0,0/-2 13:27	DND	MIN	0-0,2/-1 12:28	MIN	0-0,4/-1 15:33	MIN
Dec 8	vs. PHI	DND	0-0,4/0 12:13	MIN	0-0,2/0 11:26	MIN	0-0,3/0 13:37	MIN
Dec 11	vs. LAK	1-0,1/2 12:25	0-0,0/0 07:40	MIN	0-0,0/-2 10:23	MIN	0-0,2/-2 11:38	MIN
Dec 13	vs. ARI	0-0,0/1 16:08	0-0,1/0 11:37	MIN	1-0,3/0 12:57	MIN	0-1,0/0 10:03	MIN
Dec 15	@ WSH	0-0,0/-1 13:18	0-0,3/0 11:53	MIN	0-0,0/0 15:23	MIN	0-0,0/0 14:54	MIN
Dec 16	@ BOS	0-1,0/1 16:58	0-0,0/-1 10:09	MIN	0-0,1/0 12:07	MIN	0-0,1/0 12:11	0-0,1/1 11:59
Dec 18	vs. FLA	0-0,1/0 12:13	0-0,0/0 07:20	MIN	0-0,3/0 12:40	MIN	0-0,2/0 12:18	0-0,0/0 11:22
Dec 21	@ WSH	0-0,2/1 12:20	INJ	MIN	0-0,0/-1 10:59	MIN	0-0,4/0 15:16	DND
Dec 22	vs. ANA	0-0,0/0 15:09	INJ	MIN	0-0,2/1 11:26	MIN	1-0,3/1 13:03	MIN
Dec 27	@ STL	0-0,0/-1 14:03	INJ	MIN	0-0,2/-2 14:08	MIN	0-0,0/-1 14:43	MIN
Dec 29	vs. BOS	INJ	0-0,2/0 11:17	MIN	0-0,0/0 15:32	MIN	0-0,0/0 16:12	MIN
Dec 31	vs. NYI	INJ	0-0,1/0 11:45	MIN	0-1,3/0 16:22	MIN	0-0,1/-1 15:47	MIN
Jan 3	vs. BOS	INJ	0-0,1/0 07:59	MIN	0-0,1/0 08:48	MIN	0-1,3/1 15:07	MIN
Jan 5	@ FLA	INJ	0-0,3/0 08:38	MIN	0-0,0/1 11:49	MIN	0-0,4/1 14:47	MIN
Jan 8	vs. NJD	0-0,1/1 14:41	0-0,0/1 09:32	MIN	1-0,3/1 11:25	MIN	0-1,1/1 14:23	MIN
Jan 11	@ CAR	0-1,2/-1 10:31	1-0,4/0 11:15	MIN	0-0,0/-2 11:13	MIN	0-0,1/0 15:49	MIN
Jan 12	vs. TBL	0-1,1/0 14:04	0-1,1/0 07:17	MIN	0-0,2/-1 11:59	MIN	0-1,1/1 10:10	MIN
Jan 14	@ EDM	0-0,0/-1 12:48	0-0,2/0 13:07	MIN	1-0,2/-1 14:39	MIN	0-1,1/-1 15:49	MIN
Jan 16	@ CGY	0-0,0/1 13:05	0-0,0/-1 14:07	MIN	0-1,0/1 11:59	MIN	0-0,2/1 14:43	MIN
Jan 18	@ VAN	0-1,1/1 13:37	0-0,0/-1 09:35	MIN	0-0,3/0 13:47	MIN	0-1,2/0 12:58	MIN
Jan 29	@ CBJ	0-0,1/-1 13:40	0-0,0/1 11:05	MIN	0-1,4/1 11:11	MIN	1-1(W),3/1 10:56	MIN
Jan 30	@ DAL	0-0,3/0 12:15	DND	MIN	0-0,0/0 14:37	MIN	0-0,2/0 14:24	MIN
Feb 1	vs. CHI	0-0,0/0 09:48	1-0,4/0 12:34	MIN	0-1,1/-2 15:23	MIN	0-1,3/-2 16:18	MIN
Feb 5	vs. MIN	0-0,1/-2 15:07	0-0,1/0 12:12	MIN	0-1,3/0 16:10	MIN	0-0,1/1 16:00	MIN
Feb 7	vs. CAR	0-0,1/-1 13:47	1-0,3/1 16:51	MIN	0-1,1/1 16:11	MIN	0-1,3/1 14:11	MIN
Feb 9	vs. DET	0-0,0/0 17:17	0-0,0/0 14:03	MIN	1-0(W),2/1 12:03	MIN	1-0,1/1 10:59	MIN
Feb 10	vs. WPG	0-0,2/0 12:26	0-0,3/0 14:31	MIN	0-0,1/0 16:20	MIN	0-0,3/0 15:05	MIN
Feb 12	vs. NYI	0-1,3/1 16:37	1-0(W),3/1 14:34	MIN	DND	MIN	0-0,1/0 15:25	MIN
Feb 15	vs. NYR	0-0,1/-2 09:46	0-1,1/-1 14:41	MIN	DND	MIN	0-0,1/-1 15:42	MIN
Feb 17	@ NJD	0-0,0/0 10:43	0-0,2/0 13:11	MIN	0-0,2/-1 17:03	MIN	0-0,0/0 16:28	MIN
Feb 19	@ FLA	0-1,0/1 14:31	0-0,1/-3 15:04	MIN	0-0,3/-1 15:54	MIN	0-0,5/-1 10:45	MIN
Feb 21	@ TBL	0-0,3/0 16:33	0-0,2/0 13:43	MIN	0-0,1/0 16:11	MIN	0-0,0/0 14:10	MIN
Feb 23	vs. WSH	0-0,3/-1 15:18	1-0,3/1 12:49	MIN	DND	MIN	0-1,4/1 17:22	MIN
Feb 25	@ TOR	0-0,3/-2 12:50	0-1,4/0 17:21	MIN	DND	MIN	0-0,1/-1 15:05	To ANA
Feb 26	@ PHI	0-0,1/0 16:04	0-0,2/-1 09:56	MIN	1-0,3/-2 14:07	MIN	0-1,3/-2 13:13	
Mar 1	vs. PIT	0-0,1/1 10:23	0-0,0/-1 05:15	MIN	0-0,0/0 11:59	MIN	2-1(W),2/2 14:44	
Mar 2	@ TOR	0-1,2/0 15:02	1-0,1/0 11:45	MIN	0-0,0/-1 12:52	MIN	1-0,1/-2 15:39	
Mar 4	vs. EDM	0-0,0/-1 09:59	0-1,2/0 10:43	MIN	1-0,5/0 14:29	MIN	0-0,1/0 17:30	
Mar 7	@ CHI	0-0,0/-1 14:52	0-0,1/0 08:21	MIN	0-0,1/0 11:14	MIN	0-1,3/1 14:34	
Mar 9	@ COL	0-0,0/0 11:54	0-0,1/0 11:08	MIN	0-0,1/0 10:32	MIN	0-0,0/0 15:35	
Mar 12	vs. DAL	DND	0-0,1/-1 10:21	MIN	0-0,3/-1 16:16	MIN	0-0,2/-1 16:44	
Mar 14	vs. PIT	DND	0-0,2/-1 13:07	MIN	0-0,1/0 15:04	MIN	0-0,6/0 15:29	
Mar 16	@ CAR	1-0,3/1 15:03	0-0,0/-2 12:33	MIN	0-0,2/-2 13:32	MIN	0-0,2/-1 14:15	
Mar 17	vs. STL	0-1,0/1 13:16	DND	MIN	0-0,3/-1 11:57	MIN	1-0,4/0 16:42	
Mar 20	vs. TOR	0-0,1/0 14:02	DND	MIN	1-0,3/0 12:16	MIN	0-0,0/-2 15:42	
Mar 23	@ MTL	0-0,1/1 14:13	0-0,1/0 12:04	MIN	0-1,0/-1 11:14	MIN	0-0,0/-3 16:01	
Mar 25	@ NJD	0-0,1/0 12:20	0-0,2/-1 11:31	MIN	DND	MIN	0-0,2/0 15:32	
Mar 26	@ OTT	0-0,0/-1 15:00	0-0,1/-1 12:05	0-0,0/0 14:54	0-0,2/-1 14:08	MIN	0-0,3/-1 12:17	
Mar 28	vs. DET	0-1,1/1 15:51	0-1,4/1 15:01	0-0,1/-2 14:32	1-1,3/1 16:07	0-1,5/-1 16:25	0-0,3/-2 12:46	
Mar 30	@ NYI	0-0,0/2 11:30	0-0,4/-1 12:07	0-0,0/-2 18:27	0-0,1/-1 14:57	1-0,4/-1 18:03	0-0,3/-2 13:42	
Mar 31	vs. CBJ	0-0,0/-3 08:18	DND	0-0,1/-1 18:19	0-0,1/-1 13:56	0-0,1/0 17:24	0-0,1/-1 15:14	
Apr 2	vs. NSH	DND	0-0,1/-1 10:19	DND	0-0,0/0 12:44	0-0,0/0 20:17	0-0,2/1 13:22	
Apr 4	vs. OTT	0-0,3/1 16:45	1-0,2/1 14:11	MIN	0-0,0/-2 10:45	1-1,5/2 17:28	0-1,2/-2 10:48	
Apr 6	@ DET	1-0,2/1 12:08	0-1,3/1 10:25	MIN	0-0,3/1 11:51	0-0,3/1 18:29	1-0,1/1 12:47	



SEASON IN REVIEW

PLAYER GAME-BY-GAME

Date	Opponent	Hunwick #48	Smith #49	Skinner #53	Ristolainen #55	Montour #62	O'Regan #65	Rodriguez #71
Oct 4	vs. BOS	INJ	MIN	0-0,2/-2 17:01	0-0,2/-2 24:12		MIN	0-0,2/0 11:58
Oct 6	vs. NYR	INJ	MIN	0-0,4/0 13:48	0-1,4/1 26:57		MIN	0-0,2/0 14:29
Oct 8	vs. VGK	INJ	MIN	0-0,0/1 18:24	0-1,2/0 25:40		MIN	0-1,2/1 17:13
Oct 11	vs. COL	INJ	MIN	0-0,2/1 17:14	0-0,4/-2 27:07		MIN	0-0,1/0 14:08
Oct 13	@ ARI	INJ	MIN	1-1,4/2 12:52	0-1,0/1 24:42		MIN	0-1,1/1 12:22
Oct 16	@ VGK	INJ	MIN	0-0,4/0 17:50	0-0,1/-3 24:29		MIN	0-0,2/0 12:53
Oct 18	@ SJS	INJ	MIN	0-1,1/1 17:39	0-0,1/1 24:29		MIN	0-0,1/0 14:59
Oct 20	@ LAK	INJ	MIN	3-0(W),3/4 15:31	0-0,0/1 26:17		MIN	0-1,3/1 16:09
Oct 21	@ ANA	INJ	MIN	1-0,6/1 20:33	1-0(W),5/1 24:07		MIN	0-1,2/-2 11:59
Oct 25	vs. MTL	INJ	MIN	0-3,2/0 18:04	0-0,1/0 26:05		MIN	0-0,2/-2 12:26
Oct 27	@ CBJ	INJ	MIN	1-1,3/1 18:53	0-0,4/-2 23:14		MIN	DND
Oct 30	vs. CGY	INJ	MIN	0-0,3/1 18:31	0-0,3/-2 25:48		MIN	DND
Nov 1	@ OTT	INJ	MIN	1-0,6/0 21:55	0-1,3/1 26:28		MIN	DND
Nov 3	vs. OTT	INJ	MIN	2-1,5/2 13:11	0-1,3/1 22:46		MIN	0-0,3/0 15:52
Nov 4	@ NYR	INJ	MIN	0-0,5/-2 22:14	0-0,2/-2 25:13		MIN	0-0,2/-1 16:11
Nov 8	@ MTL	INJ	MIN	2-0,3/1 16:33	1-0(W),3/0 26:25		MIN	0-2,5/1 17:22
Nov 10	vs. VAN	INJ	MIN	1-0,4/0 19:29	0-2,6/1 25:11		MIN	0-0,3/0 19:37
Nov 13	vs. TBL	INJ	MIN	1-0,3/1 16:46	0-0,2/0 28:08		MIN	0-0,0/-1 12:34
Nov 16	@ WPG	INJ	MIN	1-0,6/0 18:34	0-0,0/0 26:31		MIN	DND
Nov 17	@ MIN	INJ	MIN	0-0,0/1 17:10	0-0,0/0 21:30		MIN	DND
Nov 19	@ PIT	INJ	MIN	0-1,3/-1 15:35	0-2,2/2 26:56		MIN	DND
Nov 21	vs. PHI	INJ	MIN	1-0,2/1 15:28	0-1,1/1 23:06		MIN	1-1(W),3/1 15:55
Nov 23	vs. MTL	INJ	MIN	2-0(W),6/1 20:45	0-0,4/1 27:19		MIN	0-0,3/-1 13:39
Nov 24	@ DET	INJ	MIN	1-0,3/-1 17:23	0-1,3/-1 27:10		MIN	0-0,0/0 14:11
Nov 27	vs. SJS	INJ	MIN	1-0(W),1/2 18:53	1-0,4/0 21:48		MIN	0-0,1/0 13:55
Nov 29	@ TBL	INJ	MIN	0-0,1/-1 19:17	0-1,1/1 28:52		MIN	0-0,0/-1 14:20
Nov 30	@ FLA	INJ	MIN	1-0,1/1 17:20	0-0,3/-1 26:44		MIN	0-0,1/0 13:25
Dec 3	@ NSH	INJ	MIN	0-0,1/1 22:13	0-0,2/1 26:53		MIN	0-0,2/0 13:54
Dec 4	vs. TOR	INJ	MIN	0-1,4/3 18:32	0-2,3/1 27:00		MIN	0-0,5/-1 16:57
Dec 8	vs. PHI	INJ	MIN	0-1,0/0 19:19	0-1,1/-1 24:18		MIN	0-0,2/-2 17:38
Dec 11	vs. LAK	INJ	MIN	1-0(W),3/-1 23:08	0-2,6/0 31:08		MIN	0-1,1/2 15:51
Dec 13	vs. ARI	MIN	MIN	1-0(W),6/1 18:30	0-0,4/1 27:34		MIN	1-0,2/1 16:48
Dec 15	@ WSH	DND	MIN	0-1,3/0 16:17	0-1,4/1 31:43		MIN	0-0,3/-1 14:16
Dec 16	@ BOS	0-0,2/-1 18:24	MIN	2-0(W),2/2 17:22	0-0,2/-1 23:22		MIN	0-0,4/0 16:22
Dec 18	vs. FLA	0-0,0/0 15:20	MIN	1-1,5/0 20:25	1-0,4/1 24:19		MIN	0-0,2/0 14:36
Dec 21	@ WSH	DND	MIN	0-0,2/-1 20:05	0-1,6/0 24:27		MIN	0-0,1/0 14:56
Dec 22	vs. ANA	DND	MIN	1-0,3/1 19:55	0-1,1/0 23:08		MIN	0-0,2/0 15:48
Dec 27	@ STL	DND	MIN	0-0,2/-2 18:22	0-1,1/-2 20:56		MIN	0-0,6/-1 15:46
Dec 29	vs. BOS	DND	MIN	0-1,4/-1 19:06	0-0,1/-1 25:22		MIN	0-1,4/1 14:55
Dec 31	vs. NYI	DND	0-0,3/-1 11:31	0-0,4/-2 19:23	0-0,5/-1 25:06		MIN	0-0,1/-1 22:07
Jan 3	vs. FLA	DND	0-0,1/0 13:20	2-0(W),4/1 17:25	0-0,1/0 28:20		MIN	0-0,1/0 17:21
Jan 5	@ BOS	DND	0-0,2/0 12:30	0-0,6/-2 18:21	1-0,2/0 23:03		MIN	0-0,4/-2 18:11
Jan 8	vs. NJD	DND	1-0(W),2/1 12:18	1-0,3/0 16:38	0-1,1/2 20:59		MIN	0-1,1/2 16:25
Jan 11	@ CAR	DND	MIN	1-0,4/-2 21:47	0-0,1/1 26:05		MIN	0-1,3/1 15:37
Jan 12	vs. TBL	DND	MIN	0-1,2/1 20:13	0-0,1/-1 23:50		MIN	0-0,2/-2 15:29
Jan 14	@ EDM	DND	MIN	0-0,7/-2 18:33	0-1,2/-1 22:42		MIN	1-0,1/0 13:34
Jan 16	@ CGY	DND	MIN	0-0,2/2 18:46	0-1,1/1 23:21		MIN	1-0,1/0 14:51
Jan 18	@ VAN	DND	MIN	0-0,3/-1 21:31	0-1,3/-2 23:32		MIN	1-0,6/-2 11:41
Jan 29	@ CBJ	0-0,1/1 13:30	MIN	1-0,1/2 22:15	0-1,4/-1 26:10		MIN	1-1,2/1 13:33
Jan 30	@ DAL	DND	MIN	0-0,3/0 22:18	0-0,3/0 21:32		MIN	0-0,2/0 15:23
Feb 1	vs. CHI	DND	MIN	0-2,10/-3 20:59	0-1,3/-3 24:31		MIN	0-0,2/-1 16:47
Feb 5	vs. MIN	DND	1-0,3/-1 09:44	0-0,5/0 18:04	0-1,1/-1 24:29		MIN	1-0,2/-1 15:20
Feb 7	vs. CAR	DND	0-0,1/1 10:01	2-0,6/1 21:24	0-2,4/1 25:27		MIN	1-0,4/3 13:10
Feb 9	vs. DET	DND	DND	0-0,1/0 17:01	0-1,1/1 23:29		MIN	0-1,2/0 15:20
Feb 10	vs. WPG	0-0,0/1 14:35	DND	0-1,3/-2 21:37	0-0,3/-1 24:06		MIN	0-0,3/0 15:28
Feb 12	vs. NYI	0-0,1/0 18:24	0-0,0/0 10:39	1-0,2/1 16:11	0-0,2/1 23:53		MIN	0-0,1/0 16:02
Feb 15	vs. NYR	DND	0-0,2/0 12:42	2-0,3/-2 22:26	0-0,2/-3 22:35		MIN	0-0,5/0 17:59
Feb 17	@ NJD	0-0,0/0 15:45	0-0,2/0 10:07	0-0,2/-2 19:29	0-0,6/-2 19:24		MIN	0-0,4/0 18:23
Feb 19	@ FLA	DND	0-0,2/0 07:51	0-1,2/-3 17:46	0-0,2/-2 21:15		MIN	0-0,3/0 16:25
Feb 21	@ TBL	0-0,1/0 12:14	0-0,5/0 08:04	0-0,5/0 18:04	0-0,1/0 26:32		MIN	0-0,1/0 20:47
Feb 23	vs. WSH	0-1,2/0 16:57	MIN	0-1,2/1 10:40	0-1,2/1 25:35		MIN	0-1,0/1 16:25
Feb 25	@ TOR	0-0,0/-2 13:39	MIN	0-1,4/-1 23:38	0-1,2/-3 26:11		MIN	0-0,2/-1 17:09
Feb 26	@ PHI	DND	MIN	0-1,4/0 15:52	0-0,1/-3 21:09		DND	0-1,3/-2 17:55
Mar 1	vs. PIT	0-0,0/0 14:19	MIN	0-0,6/1 20:16	0-0,1/-1 26:22		MIN	0-1,2/1 20:09
Mar 2	@ TOR	DND	MIN	0-0,7/-1 17:49	0-0,2/-2 23:27	0-0,2/0 20:30	MIN	0-0,1/-2 15:39
Mar 4	vs. EDM	0-0,1/0 14:32	MIN	0-1,1/-1 20:54	0-1,3/-2 22:41	0-0,2/0 22:26	MIN	0-0,2/0 17:12
Mar 7	@ CHI	DND	MIN	0-0,2/0 20:41	0-0,0/0 27:50	1-1,5/1 21:21	MIN	0-2,3/1 17:50
Mar 9	@ COL	DND	MIN	0-0,0/-2 17:49	0-0,3/-1 23:10	0-0,2/-1 23:01	MIN	0-0,0/0 16:49
Mar 12	vs. DAL	0-0,2/0 16:49	MIN	0-0,2/0 18:31	0-0,6/0 23:02	0-0,3/0 23:00	MIN	0-0,5/0 19:39
Mar 14	vs. PIT	0-0,0/-1 21:11	MIN	0-0,2/-1 17:33	0-0,2/-1 24:19	0-0,4/-1 23:11	MIN	0-0,2/0 18:45
Mar 16	@ CAR	0-1,0/-1 13:59	MIN	1-0,6/0 19:18	0-0,2/0 25:34	0-1,2/0 23:48	MIN	0-0,5/-1 14:54
Mar 17	vs. STL	DND	MIN	0-0,4/0 20:24	0-0,0/-2 21:31	0-1,1/1 23:15	MIN	1-0,5/1 17:42
Mar 20	vs. TOR	DND	MIN	0-0,1/-2 17:47	0-0,0/-2 22:42	0-0,0/-1 16:44	MIN	0-0,2/-1 17:33
Mar 23	@ MTL	DND	MIN	0-0,5/1 16:05	0-0,3/-3 21:43	0-1,2/0 18:40	MIN	0-0,1/0 16:39
Mar 25	@ NJD	DND	MIN	0-0,6/0 20:26	0-0,2/0 20:03	0-0,2/0 23:19	MIN	0-0,3/0 17:31
Mar 26	@ OTT	DND	MIN	0-0,4/-1 18:36	DND	0-0,3/-2 20:26	MIN	0-0,0/-1 14:29
Mar 28	vs. DET	DND	MIN	0-1,4/1 17:52	DND	0-1,4/0 29:14	MIN	DND
Mar 30	@ NYI	DND	MIN	0-0,1/1 16:57	DND	0-0,1/-3 23:52	MIN	DND
Mar 31	vs. CBJ	DND	MIN	0-0,3/0 17:46	DND	0-0,7/-1 22:48	MIN	0-0,3/0 18:26
Apr 2	vs. NSH	DND	MIN	1-0,2/1 17:36	0-1,0/1 23:45	0-1,1/1 18:52	MIN	0-2,3/2 14:21
Apr 4	vs. OTT	DND	MIN	0-0,1/0 14:54	0-1,3/0 23:41	0-0,4/1 21:14	MIN	0-0,1/0 13:56
Apr 6	@ DET	DND	MIN	2-0,5/2 16:47	0-2,2/2 21:32	1-0,4/1 21:47	MIN	0-0,1/1 14:37



SEASON IN REVIEW

PLAYER GAME-BY-GAME

Date	Opponent	Thompson #72	Elie #81	Beaulieu #82	Nylander #92	Wedgewood #31	Ullmark #35	Hutton #40
Oct 4	vs. BOS	0-0,0/-1 11:22	From DAL	0-0,1/0 14:13	MIN	MIN	DNP	3/25 L 55:09
Oct 6	vs. NYR	0-0,0/0 09:48	0-0,0/0 11:47	0-0,1/1 11:26	MIN	MIN	DNP	1/44 W 59:37
Oct 8	vs. VGK	0-0,1/0 08:27	0-0,0/0 09:22	0-0,0/1 14:04	MIN	MIN	DNP	2/37 W 60:00
Oct 11	vs. COL	0-0,3/1 14:10	DND	1-0,2/1 15:10	MIN	MIN	DNP	6/30 L 60:00
Oct 13	@ ARI	0-0,1/0 11:35	DND	0-0,0/0 17:01	MIN	MIN	0/36 W 59:48	DNP
Oct 16	@ VGK	0-0,2/0 15:45	DND	0-0,1/1 15:58	MIN	MIN	DNP	3/28 L 55:35
Oct 18	@ SJS	0-0,0/-1 11:06	0-0,0/0 11:00	0-0,1/0 12:00	MIN	MIN	DNP	4/38 L 58:26
Oct 20	@ LAK	DND	DND	DND	MIN	MIN	1/20 W 60:00	DNP
Oct 21	@ ANA	DND	DND	DND	MIN	MIN	DNP	2/28 W 59:37
Oct 25	vs. MTL	DND	DND	DND	MIN	MIN	DNP	3/22 W 60:00
Oct 27	@ CBJ	0-1,3/-1 11:21	DND	DND	MIN	MIN	5/37 O 60:27	DNP
Oct 30	vs. CGY	0-0,2/0 09:34	DND	0-0,3/1 14:01	MIN	MIN	DNP	2/38 O 62:40
Nov 1	@ OTT	DND	0-0,1/0 12:47	DND	MIN	MIN	DNP	3/31 L 58:42
Nov 3	vs. OTT	DND	DND	DND	MIN	MIN	2/29 W 60:00	DNP
Nov 4	@ NYR	DND	DND	DND	MIN	MIN	DNP	2/21 L 58:06
Nov 8	@ MTL	DND	DND	0-0,1/2 13:55	MIN	MIN	5/32 39:39	0/5 W 21:38
Nov 10	vs. VAN	0-0,0/-1 09:56	DND	1-0,1/1 13:38	MIN	MIN	DNP	3/39 W 64:16
Nov 13	vs. TBL	0-0,1/0 11:55	DND	0-2,0/1 09:36	MIN	MIN	DNP	1/30 W 60:00
Nov 16	@ WPG	0-0,2/-1 12:36	DND	0-0,1/-1 16:17	MIN	MIN	DNP	1/26 W 64:56
Nov 17	@ MIN	0-0,0/1 12:42	DND	DND	MIN	MIN	2/39 W 60:00	DNP
Nov 19	@ PIT	1-0,1/0 15:21	DND	DND	MIN	MIN	DNP	4/40 W 60:45
Nov 21	vs. PHI	1-0,2/-1 12:03	DND	0-0,0/0 14:06	MIN	MIN	DNP	2/25 W 60:00
Nov 23	vs. MTL	0-0,2/0 13:32	DND	0-0,1/0 14:37	MIN	MIN	DNP	2/33 W 63:06
Nov 24	@ DET	1-0,3/0 12:54	0-0,2/0 10:38	DND	MIN	MIN	2/37 W 65:00	DNP
Nov 27	vs. SJS	0-1,3/0 14:35	0-0,0/0 09:47	1-0,2/1 15:01	MIN	MIN	DNP	2/38 W 61:41
Nov 29	@ TBL	1-0,1/1 12:15	0-1,0/0 12:59	0-0,1/-2 15:30	MIN	MIN	DNP	5/37 L 58:17
Nov 30	@ FLA	0-0,2/0 14:15	DND	0-0,0/0 18:22	MIN	MIN	3/43 O 62:23	DNP
Dec 3	@ NSH	0-0,2/0 14:34	0-0,1/0 09:13	0-0,0/0 16:40	MIN	MIN	DNP	2/25 L 58:24
Dec 4	vs. TOR	0-0,1/0 15:10	DND	0-1,0/0 15:14	MIN	MIN	4/30 O 64:57	DNP
Dec 8	vs. PHI	0-0,1/-2 11:46	DND	0-0,3/-2 16:17	MIN	DNP	6/41 L 60:00	DND
Dec 11	vs. LAK	0-0,2/0 10:29	DND	0-0,3/0 15:34	MIN	MIN	3/29 W 61:43	DNP
Dec 13	vs. ARI	0-0,3/0 11:36	DND	0-0,4/1 15:05	MIN	MIN	DNP	1/26 W 60:00
Dec 15	@ WSH	0-0,2/-1 14:15	DND	0-0,0/-2 05:47	MIN	MIN	DNP	3/38 O 65:00
Dec 16	@ BOS	0-0,0/-1 10:38	DND	DND	MIN	MIN	2/37 W 60:00	DNP
Dec 18	vs. FLA	0-0,0/-1 11:46	DND	DND	MIN	MIN	MIN	4/35 L 59:04
Dec 21	@ WSH	0-1,2/1 09:46	0-0,1/-1 09:39	DND	MIN	MIN	DNP	2/24 L 57:52
Dec 22	vs. ANA	0-0,4/0 10:30	0-0,1/0 09:58	DND	MIN	MIN	0/40 W 59:41	DNP
Dec 27	@ STL	0-0,1/0 12:14	0-0,0/-1 11:33	DND	MIN	MIN	DNP	4/32 L 60:00
Dec 29	vs. BOS	0-0,2/0 10:47	0-0,2/0 09:30	0-0,0/0 17:28	MIN	DNP	DND	3/42 O 63:42
Dec 31	vs. NYI	0-0,5/-1 16:19	DND	0-1,0/0 20:14	MIN	MIN	DNP	2/32 L 58:45
Jan 3	vs. FLA	1-0,5/1 15:26	0-0,0/0 08:01	DND	MIN	MIN	3/38 W 60:00	DNP
Jan 5	@ BOS	0-0,0/1 14:06	0-0,1/0 10:31	DND	MIN	MIN	2/41 L 58:48	DNP
Jan 8	vs. NJD	0-1,6/0 15:41	DND	DND	MIN	MIN	DNP	1/21 W 60:00
Jan 11	@ CAR	0-0,1/-3 13:36	DND	DND	MIN	MIN	DNP	4/30 L 57:52
Jan 12	vs. TBL	1-0,1/0 15:42	DND	DND	MIN	MIN	5/30 L 58:59	DNP
Jan 14	@ EDM	0-0,2/-1 16:15	DND	0-0,5/-2 16:43	MIN	MIN	2/13 35:08	5/12 L 24:49
Jan 16	@ CGY	0-0,3/0 11:22	DND	DND	MIN	MIN	3/33 W 61:02	DNP
Jan 18	@ VAN	0-0,3/0 13:41	DND	DND	MIN	MIN	4/23 L 58:31	DNP
Jan 29	@ CBJ	1-0,1/0 12:34	DND	DND	MIN	MIN	DNP	4/37 W 59:42
Jan 30	@ DAL	0-0,1/0 11:49	0-0,0/-1 11:11	0-0,1/0 14:42	MIN	MIN	1/27 L 58:58	DNP
Feb 1	vs. CHI	0-0,2/0 09:31	0-0,0/0 07:40	DND	MIN	MIN	2/7 19:22	4/22 L 40:00
Feb 5	vs. MIN	0-0,2/-1 09:17	MIN	DND	MIN	MIN	4/45 W 65:00	DNP
Feb 7	vs. CAR	DND	MIN	DND	MIN	MIN	6/30 O 62:39	DNP
Feb 9	vs. DET	0-0,3/0 11:00	MIN	DND	MIN	MIN	1/29 W 60:00	DNP
Feb 10	vs. WPG	0-0,2/0 11:05	MIN	DND	MIN	MIN	DNP	2/28 L 58:23
Feb 12	vs. NYI	0-0,0/0 10:52	MIN	DND	MIN	MIN	1/25 W 60:00	DNP
Feb 15	vs. NYR	0-0,2/-1 13:03	MIN	DND	MIN	MIN	5/28 L 57:53	DNP
Feb 17	@ NJD	0-0,1/-1 13:02	MIN	DND	MIN	MIN	DNP	3/23 L 59:27
Feb 19	@ FLA	0-0,3/0 11:19	MIN	0-0,0/0 17:18	MIN	MIN	4/41 L 59:55	DNP
Feb 21	@ TBL	0-0,1/0 11:30	MIN	0-0,2/0 11:16	MIN	MIN	DNP	1/40 O 65:00
Feb 23	vs. WSH	0-0,1/0 13:43	MIN	0-0,1/1 13:49	MIN	MIN	DNP	2/33 W 60:00
Feb 25	@ TOR	0-0,1/-1 08:40	MIN	DND	MIN	MIN	2/21 L 32:11	3/12 25:52
Feb 26	@ PHI	DND	MIN	To WPG	MIN	MIN	DNP	4/44 L 59:51
Mar 1	vs. PIT	0-0,0/0 10:48	MIN	MIN	MIN	MIN	3/44 W 64:11	DNP
Mar 2	@ TOR	0-0,0/-2 10:46	MIN	MIN	MIN	MIN	4/31 L 58:56	DNP
Mar 4	vs. EDM	0-0,1/-1 08:59	MIN	MIN	MIN	MIN	4/20 L 40:00	0/7 18:03
Mar 7	@ CHI	0-1,3/0 07:07	MIN	MIN	MIN	MIN	DNP	4/45 O 64:48
Mar 9	@ COL	DND	MIN	MIN	MIN	MIN	DNP	2/42 L 58:40
Mar 12	vs. DAL	0-0,4/0 13:19	MIN	0-0,1/0 13:16	MIN	MIN	2/27 L 56:58	DNP
Mar 14	vs. PIT	0-0,0/0 13:22	MIN	0-0,0/0 12:20	MIN	MIN	DNP	5/28 L 60:00
Mar 16	@ CAR	0-0,1/-2 11:01	MIN	0-0,1/0 11:19	MIN	MIN	4/29 L 59:14	DNP
Mar 17	vs. STL	0-0,0/-1 09:10	MIN	0-2,2/2 11:40	MIN	MIN	DNP	3/33 W 64:54
Mar 20	vs. TOR	0-0,2/-1 12:08	MIN	1-0,1/1 10:50	MIN	MIN	DNP	3/45 L 59:01
Mar 23	@ MTL	DND	MIN	1-0,1/-1 14:34	MIN	MIN	DNP	6/43 L 59:55
Mar 25	@ NJD	0-0,1/0 11:12	MIN	0-0,4/0 15:42	MIN	MIN	2/20 L 58:25	DNP
Mar 26	@ OTT	0-0,1/-1 12:18	MIN	0-0,2/0 12:17	MIN	MIN	DNP	4/31 L 60:00
Mar 28	vs. DET	MIN	MIN	0-0,4/-2 11:58	MIN	MIN	5/34 O 62:18	DNP
Mar 30	@ NYI	MIN	MIN	0-0,0/-1 15:30	MIN	MIN	DNP	5/38 L 60:00
Mar 31	vs. CBJ	MIN	MIN	0-0,0/-2 07:24	MIN	MIN	4/36 L 60:00	DNP
Apr 2	vs. NSH	MIN	MIN	0-0,0/-1 09:29	MIN	MIN	DNP	3/35 L 58:02
Apr 4	vs. OTT	MIN	MIN	DND	MIN	MIN	DNP	2/23 W 60:00
Apr 6	@ DET	MIN	MIN	DND	MIN	MIN	1/24 W 60:00	DNP



SEASON IN REVIEW

MILESTONES

Nathan Beaulieu
300th NHL game Nov. 29 at Tampa Bay

Patrik Berglund
700th NHL game Oct. 16 at Vegas

Zach Bogosian
600th NHL game Feb. 7 vs. Carolina

Rasmus Dahlin
1st NHL game Oct. 5 vs. Boston
1st NHL point (assist) Oct. 11 vs. Colorado
1st NHL goal Oct. 13 at Arizona

Jack Eichel
100th NHL goal March 28 vs. Detroit

Remi Elie
100th NHL game Dec. 22 vs. Anaheim

Zemgus Girgensons
400th NHL game Feb. 19 at Florida

Johan Larsson
300th NHL game Jan. 18 at Vancouver

Kyle Okposo
700th NHL game Dec. 8 vs. Philadelphia
300th NHL assist April 6 at Detroit

Victor Olofsson
1st NHL game March 28 vs. Detroit
1st NHL point (assist) March 28 vs. Detroit
1st NHL goal March 30 at NY Islanders

Lawrence Pilut
1st NHL game Nov. 30 at Florida
1st NHL point (assist) Dec. 8 vs. Philadelphia
1st NHL goal Jan. 8 vs. New Jersey

Jason Pominville
700th NHL point Oct. 20 at Los Angeles
1,000th NHL game Nov. 1 at Ottawa

Sam Reinhart
100th NHL assist Dec. 18 vs. Florida
300th NHL game Feb. 1 vs. Chicago
200th NHL point March 23 at Montreal

Rasmus Ristolainen
400th NHL game Feb. 9 vs. Detroit

Evan Rodrigues
100th NHL game Nov. 29 at Tampa Bay

Marco Scandella
500th NHL game Feb. 9 vs. Detroit

Conor Sheary
100th NHL point Nov. 3 vs. Ottawa

Jeff Skinner
400th NHL point Nov. 16 at Winnipeg
600th NHL game Nov. 19 at Pittsburgh

C.J. Smith
1st NHL goal Jan. 8 vs. New Jersey

Vladimir Sobotka
500th NHL game Dec. 31 vs. NY Islanders

Tage Thompson
100th NHL game March 12 vs. Dallas

Linus Ullmark
1st NHL shutout Oct. 13 at Arizona





SEASON IN REVIEW

REGULAR-SEASON HIGHS AND LOWS

TEAM SCORING

Most Goals Scored - Game	9	11/3 vs. OTT
Most Goals Scored - Period	5	1/8 vs. NJD (2nd)
Most Goals Allowed - Game	7	(3x), Last: 3/27 at MTL
Most Goals Allowed - Period	4	(5x), Last: 3/23 at MTL (2nd)
Largest Margin of Victory	7	11/3 vs. OTT
Largest Margin of Defeat	5	(3x), Last: 3/14 vs. PIT
Most Power Play Goals - Game	2	(11x), Last: 4/6 at DET
Most Power Play Opportunities - Game	8	12/11 vs. LAK
Most Power Play Goals Against - Game	3	(2x), Last: 3/14 vs. PIT
Most Power Play Opportunities Against - Game	7	10/18 at SJS

SHOOTING

Most Shots Taken - Game	48	11/1 at OTT
Most Shots Taken - Period	23	11/1 at OTT (3rd)
Fewest Shots Taken - Game	17	10/8 vs. VGK
Fewest Shots Taken - Period	2	(3x), Last: 1/16 at CGY (3rd)
Most Shots Allowed - Game	46	3/20 vs. TOR
Most Shots Allowed - Period	20	(4x), Last: 3/23 at MTL (2nd)
Fewest Shots Allowed - Game	20	10/20 at LAK
Fewest Shots Allowed - Period	3	(2x), Last: 12/31 vs. NYI (3rd)
Largest Margin of Shots on Goal Favoring the Sabres - Game	25	3/25 at NJD
Largest Margin of Shots on Goal Favoring the Sabres - Period	15	11/1 at OTT (3rd)
Largest Margin of Shots on Goal Favoring the Opponent - Game	25	3/9 at COL
Largest Margin of Shots on Goal Favoring the Opponent - Period	13	(4x), Last: 3/23 at MTL (2nd)

PENALTY MINUTES

Most Penalty Minutes - Game	21	10/18 at SJS
Fewest Penalty Minutes - Game	0	2/12 vs. NYI
Most Opponent Penalty Minutes - Game	28	12/22 vs. ANA
Fewest Opponent Penalty Minutes - Game	2	(7x), Last: 3/31 vs. CBJ

TEAM STREAKS

Longest Winning Streak	10	11/8 at MTL to 11/27 vs. SJS
Longest Home Winning Streak	6	11/3 vs. OTT to 11/27 vs. SJS
Longest Road Winning Streak	5	11/8 at MTL to 11/24 at DET
Longest Regulation Losing Streak	4	(2x), Last: 3/20 vs. TOR to 3/26 at OTT
Longest Home Regulation Losing Streak	3	3/4 vs. EDM to 3/14 vs. PIT
Longest Road Regulation Losing Streak	6	3/9 at COL to 3/30 at NYI
Longest Point Streak	10	11/8 at MTL to 11/27 vs. SJS (10-0-0)
Longest Home Point Streak	9	10/25 vs. MTL to 12/4 vs. TOR (7-0-2)
Longest Road Point Streak	5	11/8 at MTL to 11/24 at DET (5-0-0)
Longest Winless Streak	8	3/20 vs. TOR to 4/2 vs. NSH (0-7-1)
Longest Home Winless Streak	4	3/20 vs. TOR to 4/2 vs. NSH (0-3-1)
Longest Road Winless Streak	14	1/30 at DAL to 3/30 at NYI (0-12-2)



SEASON IN REVIEW

REGULAR-SEASON HIGHS AND LOWS

INDIVIDUAL HIGHS FOR A GAME

Most Goals	3(2x), Last: Sam Reinhart, 2/23 vs. WSH
Most Assists	3(4x), Last: Sam Reinhart, 12/16 at BOS
Most Points	4Jack Eichel, 12/16 at BOS (2+2)
Most Penalty Minutes	10(2x), Last: Lawrence Pilut, 1/8 vs. NJD
Most Shots	10(2x), Last: Jeff Skinner, 2/1 vs. CHI
Most Goals by Opponent	3Logan Couture, 10/18 at SJS
Most Assists by Opponent	4Brad Marchand, 10/4 vs. BOS
Most Points by Opponent	4(3x), Last: Patrick Kane, 2/1 vs. CHI (2+2)
Most Penalty Minutes by Opponent	20Jake Dotchin, 12/22 vs. ANA
Most Shots by Opponent	12Dylan Larkin, 3/28 vs. DET

INDIVIDUAL STREAKS

Consecutive Games with Goals	4(4x), Last: Evan Rodrigues, 1/14 at EDM to 1/29 at CBJ
Consecutive Games with Assists	7Sam Reinhart, 12/4 vs. TOR to 12/18 vs. FLA
Consecutive Games with Points	11Sam Reinhart, 11/27 vs. SJS to 12/18 vs. FLA (5+13)





SEASON IN REVIEW

OCTOBER 2018

- Oct. 11 Activated **Johan Larsson** from IR; Placed **Zach Bogosian** on IR
Oct. 16 Activated **Zach Bogosian** from IR; Assigned **Matt Tennyson** to Rochester
Oct. 17 Signed **Matej Pekar** to a three-year, entry-level contract

NOVEMBER 2018

- Nov. 6 Activated **Sean Malone** from IR; assigned **Malone** to Rochester
Nov. 10 Acquired a conditional seventh-round pick in the 2020 NHL Draft from Dallas in exchange for **Taylor Fedun**
Nov. 21 Recalled **Lawrence Pilut** from Rochester; Placed **Patrik Berglund** on IR
Nov. 23 Assigned **Lawrence Pilut** to Rochester
Nov. 27 Recalled **Lawrence Pilut** from Rochester
Nov. 30 Activated **Patrik Berglund** from IR; Recalled **Matt Tennyson** from Rochester; Placed **Conor Sheary** and **Marco Scandella** on IR

DECEMBER 2018

- Dec. 4 Activated **Conor Sheary** from IR; Placed **Jake McCabe** on IR
Dec. 5 Assigned **Matt Tennyson** to Rochester
Dec. 7 Recalled **Matt Tennyson** and **Scott Wedgewood** from Rochester; Placed **Casey Nelson** on IR
Dec. 12 Assigned **Matt Hunwick** to Rochester on a conditioning loan
Dec. 15 Recalled **Matt Hunwick** from his conditioning loan in Rochester; Activated **Marco Scandella** from IR
Dec. 16 Recalled **Brendan Guhle** from Rochester; Placed **Lawrence Pilut** on IR
Dec. 17 Assigned **Matt Tennyson** to Rochester
Dec. 19 Placed **Patrik Berglund** on unconditional waivers with intent to terminate his contract
Dec. 21 Activated **Jake McCabe** and **Lawrence Pilut** from IR; Placed **Jason Pominville** on IR
Dec. 22 Assigned **Brendan Guhle** to Rochester
Dec. 29 Recalled **Scott Wedgewood** from Rochester; Activated **Jason Pominville** from IR; Placed **Zemgus Girgensons** on IR
Dec. 30 Assigned **Scott Wedgewood** to Rochester
Dec. 31 Recalled **C.J. Smith** from Rochester

JANUARY 2019

- Jan. 8 Activated **Zemgus Girgensons** from IR; Placed **Jack Eichel** on IR; Placed **Scott Wilson** on waivers
Jan. 9 Assigned **Scott Wilson** to Rochester
Jan. 11 Activated **Jack Eichel** from IR; Assigned **C.J. Smith** to Rochester
Jan. 18 Acquired **Taylor Leier** from Philadelphia in exchange for **Justin Bailey**; Assigned **Leier** to Rochester

FEBRUARY 2019

- Feb. 2 Placed **Remi Elie** on waivers
Feb. 3 Assigned **Remi Elie** to Rochester
Feb. 4 Recalled **C.J. Smith** from Rochester
Feb. 8 Assigned **Casey Nelson** to Rochester on a conditioning loan
Feb. 17 Recalled **Casey Nelson** from his conditioning loan in Rochester
Feb. 19 Activated **Casey Nelson** from IR; Placed **Marco Scandella** on IR
Feb. 22 Recalled **Danny O'Regan** and **Scott Wilson** from Rochester; Placed **Kyle Okposo** on IR; Assigned **Lawrence Pilut** to Rochester
Feb. 23 Assigned **CJ Smith** to Rochester
Feb. 24 Acquired **Brandon Montour** from the Anaheim Ducks in exchange for **Brendan Guhle** and a first-round pick in the 2019 NHL Draft; Signed **Adam Wilcox** to a one-year, two-way contract with an AAV of \$650,000; Placed **Wilcox** on waivers
Feb. 25 Activated **Kyle Okposo** and **Marco Scandella** from IR; Acquired a sixth-round pick in the 2019 NHL Draft from the Winnipeg Jets in exchange for **Nathan Beaulieu**; Assigned **Danny O'Regan** and **Adam Wilcox** to Rochester
Feb. 26 Recalled **Danny O'Regan** from Rochester
Feb. 27 Assigned **Danny O'Regan** to Rochester

MARCH 2019

- March 10 Recalled **Alexander Nylander** from Rochester
March 24 Recalled **Lawrence Pilut** from Rochester
March 26 Signed **Casey Fitzgerald** to a two-year, entry-level contract with an AAV of \$925,000; Recalled **William Borgen** from Rochester
March 27 Recalled **Victor Olofsson** from Rochester
March 28 Recalled **Matt Tennyson** from Rochester; Assigned **Tage Thompson** to Rochester

APRIL 2019

- April 3 Assigned **William Borgen** to Rochester



SEASON IN REVIEW

Injury Report



MAN GAMES LOST

PLAYER	TOTAL NUMBER OF GAMES LOST	INJURY	DATE	NUMBER OF GAMES
Beaulieu, Nathan	7	Undisclosed	Oct. 20 – Oct. 21	2 games
		Upper Body	Dec. 16 – Dec. 27	5 games
Berglund, Patrik	7	Upper Body	Nov. 21 – Nov. 29	5 games
		Illness	Dec. 11 – Dec. 13	2 games
Bogosian, Zach	17	Lower Body	Oct. 4 – Oct. 13	5 games
		Lower Body	Feb. 10 – Feb. 12	2 games
		Lower Body	March 4	1 game
		Upper Body	March 14	1 game
		Lower Body	March 25 – April 6	8 games
Eichel, Jack	3	Upper Body	Jan. 3 – Jan. 8	3 games
Girgensons, Zemgus	4	Upper Body	Dec. 29 – Jan. 5	4 games
Hunwick, Matt	42	Neck	Oct. 4 – Dec. 13	32 games
		Lower Body	Feb. 19	1 game
		Upper Body	March 23 – April 6	9 games
Hutton, Carter	1	Upper Body	Dec. 8	1 game
Larsson, Johan	5	Lower Body	Oct. 4 – Oct. 8	3 games
		Upper Body	Feb. 1 – Feb. 5	2 games
Malone, Sean	15	Knee	Oct. 4 – Nov. 4	15 games
McCabe, Jake	23	Upper Body	Oct. 30	1 game
		Upper Body	Nov. 30 – Dec. 18	9 games
		Upper Body	March 4 – March 30	13 games
Mittelstadt, Casey	4	Lower Body	Feb. 12 – Feb. 15	2 games
		Illness	Feb. 23 – Feb. 25	2 games
Nelson, Casey	28	Upper Body	Dec. 8 – Feb. 17	28 games
Nylander, Alexander	2	Lower Body	April 4 – April 6	2 games
Okposo, Kyle	4	Neck	Feb. 17 – Feb. 23	4 games
Pilut, Lawrence	3	Lower Body	Dec. 15 – Dec. 18	3 games
Pominville, Jason	5	Upper Body	Dec. 3 – Dec. 4	2 games
		Undisclosed	Dec. 21 – Dec. 27	3 games
Ristolainen, Rasmus	4	Illness	March 26 – March 31	4 games



SEASON IN REVIEW



MAN GAMES LOST				
PLAYER	TOTAL NUMBER OF GAMES LOST	INJURY	DATE	NUMBER OF GAMES
Rodrigues, Evan	2	Upper Body	March 28 – March 30	2 games
Scandella, Marco	19	Lower Body	Nov. 21	1 game
		Upper Body	Nov. 27 – Dec. 13	8 games
		Upper Body	Feb. 17 – Feb. 23	4 games
		Lower Body	March 1	1 game
		Upper Body	March 16	1 game
		Lower Body	March 31 – April 6	4 games
Sheary, Conor	4	Upper Body	Nov. 27 – Dec. 3	4 games
Sobotka, Vladimir	11	Upper Body	Oct. 6 – Oct. 11	3 games
		Upper Body	March 1 – March 4	3 games
		Upper Body	March 30 – April 6	5 games
Ullmark, Linus	1	Illness	Dec. 29	1 game
Wilson, Scott	42	Ankle	Oct. 4 – Jan. 5	42 games
TOTAL				253 MAN GAMES LOST



SEASON IN REVIEW



THU | October 4 | BOSTON 4 @ BUFFALO 0



Goals: N/A
Goalie: Hutton (22 saves/25 shots); 1 ENG
Special Teams: PP: 0/2; PK: 0/1
Shots: Buffalo 32 - Boston 26
TOI Leader: Ristolainen (24:12)
Man Games Lost: 5

SAT | October 6 | NY RANGERS 1 @ BUFFALO 3



Goals: Sheary (2), Eichel
Goalie: Hutton (43 saves/44 shots)
Special Teams: PP: 2/4; PK: 3/3
Shots: NY Rangers 44 - Buffalo 29
TOI Leader: Ristolainen (26:57)
Man Games Lost: 11

MON | October 8 | VEGAS 2 @ BUFFALO 4



Goals: Eichel (2), Scandella, Pominville
Goalie: Hutton (35 saves/37 shots)
Special Teams: PP: 1/2; PK: 2/2
Shots: Vegas 37 - Buffalo 17
TOI Leader: Ristolainen (25:40)
Man Games Lost: 17

THU | October 11 | COLORADO 6 @ BUFFALO 1



Goals: Beaulieu
Goalie: Hutton (24 saves/30 shots)
Special Teams: PP: 0/7; PK: 2/4
Shots: Buffalo 31 - Colorado 30
TOI Leader: Ristolainen (27:07)
Man Games Lost: 22

SAT | October 13 | BUFFALO 3 @ ARIZONA 0



Goals: Dahlin, Sheary, Skinner
Goalie: Ullmark (36 saves/36 shots)
Special Teams: PP: 1/3; PK: 3/3
Shots: Arizona 36 - Buffalo 23
TOI Leader: Ristolainen (24:42)
Man Games Lost: 26

TUE | October 16 | BUFFALO 1 @ VEGAS 4



Goals: Sobotka
Goalie: Hutton (25 saves/28 shots); 1 ENG
Special Team: PP: 0/6; PK: 2/3
Shots: Vegas 29 - Buffalo 27
TOI Leader: Ristolainen (24:29)
Man Games Lost: 29

THU | October 18 | BUFFALO 1 @ SAN JOSE 5



Goals: McCabe
Goalie: Hutton (34 saves/38 shots); 1 ENG
Special Teams: PP: 0/5; PK: 4/7
Shots: San Jose 39 - Buffalo 25
TOI Leader: Ristolainen (24:29)
Man Games Lost: 32

SAT | October 20 | BUFFALO 5 @ LOS ANGELES 1



Goals: Skinner (3), Pominville, Bogosian
Goalie: Ullmark (19 saves/20 shots)
Special Teams: PP: 0/1; PK: 2/3
Shots: Buffalo 26 - Los Angeles 20
TOI Leader: Ristolainen (26:17)
Man Games Lost: 36

SUN | October 21 | BUFFALO 4 @ ANAHEIM 2



Goals: Okposo, Skinner, Ristolainen, Berglund
Goalie: Hutton (26 saves/28 shots)
Special Teams: PP: 2/4; PK: 2/2
Shots: Buffalo 45 - Anaheim 28
TOI Leader: Ristolainen (24:07)
Man Games Lost: 40

THU | October 25 | MONTREAL 3 @ BUFFALO 4



Goals: Pominville (2), Reinhart, Okposo
Goalie: Hutton (19 saves/22 shots)
Special Teams: PP: 2/4; PK: 2/2
Shots: Buffalo 42 - Montreal 22
TOI Leader: Ristolainen (26:05)
Man Games Lost: 43

SAT | October 27 | BUFFALO 4 @ COLUMBUS 5 (OT)



Goals: Okposo, Skinner, Pominville, Mittelstadt
Goalie: Ullmark (32 saves/37 shots)
Special Teams: PP: 1/5; PK: 3/3
Shots: Buffalo 38 - Columbus 37
TOI Leader: Ristolainen (23:14)
Man Games Lost: 46

TUE | October 30 | CALGARY 2 @ BUFFALO 1 (OT)



Goals: Eichel
Goalie: Hutton (36 saves/38 shots)
Special Teams: PP: 0/2; PK: 5/5
Shots: Calgary 38 - Buffalo 29
TOI Leader: Ristolainen (25:48)
Man Games Lost: 50



SEASON IN REVIEW



THU | November 1 | BUFFALO 2 @ OTTAWA 4



Goals: Pominville, Skinner
Goalie: Hutton (28 saves/31 shots); 1 ENG
Special Teams: PP: 1/4; PK: 3/5
Shots: Buffalo 48 - Ottawa 32
TOI Leader: Ristolainen (26:28)
Man Games Lost: 53

SAT | November 3 | OTTAWA 2 @ BUFFALO 9



Goals: Skinner (2), Pominville (2), Okposo, Girgensons, Sheary, Berglund, Mittelstadt
Goalie: Ullmark (27 saves/29 shots)
Special Teams: PP: 1/3; PK: 1/1
Shots: Buffalo 41 - Ottawa 29
TOI Leader: Bogosian (25:40)
Man Games Lost: 56

SUN | November 4 | BUFFALO 1 @ NY RANGERS 3



Goals: Sheary
Goalie: Hutton (19 saves/21 shots); 1 ENG
Special Teams: PP: 0/4; PK: 1/1
Shots: Buffalo 40 - NY Rangers 22
TOI Leader: Ristolainen (25:13)
Man Games Lost: 59

THU | November 8 | BUFFALO 6 @ MONTREAL 5 (OT)



Goals: Sobotka (2), Skinner (2), Sheary, Ristolainen
Goalie: Ullmark (27 saves/32 shots)/ Hutton (5 saves/5 shots)
Special Teams: PP: 0/3; PK: 5/5
Shots: Montreal 37 - Buffalo 31
TOI Leader: Ristolainen (26:25)
Man Games Lost: 61

SAT | November 10 | VANCOUVER 3 @ BUFFALO 4 (SO)



Goals: Beaulieu, Skinner, Reinhart; GDG-Mittelstadt
Goalie: Hutton (36 saves/39 shots)
Special Teams: PP: 0/2; PK: 4/4
Shots: Vancouver 39 - Buffalo 37
TOI Leader: Bogosian (26:36)
Man Games Lost: 63

TUE | November 13 | TAMPA BAY 1 @ BUFFALO 2



Goals: Skinner, Okposo
Goalie: Hutton (29 saves/30 shots)
Special Teams: PP: 0/1; PK: 1/1
Shots: Tampa Bay 30 - Buffalo 19
TOI Leader: Ristolainen (28:08)
Man Games Lost: 65

FRI | November 16 | BUFFALO 2 @ WINNIPEG 1 (SO)



Goals: Skinner; GDG-Sheary
Goalie: Hutton (25 saves/26 shots)
Special Teams: PP: 1/3; PK: 1/1
Shots: Buffalo 32 - Winnipeg 26
TOI Leader: Ristolainen (26:31)
Man Games Lost: 67

SAT | November 17 | BUFFALO 3 @ MINNESOTA 2



Goals: McCabe, Dahlin, Pominville
Goalie: Ullmark (37 saves/39 shots)
Special Teams: PP: 0/1; PK: 2/3
Shots: Minnesota 39 - Buffalo 29
TOI Leader: Bogosian (22:29)
Man Games Lost: 69

MON | November 19 | BUFFALO 5 @ PITTSBURGH 4 (OT)



Goals: Thompson, Bogosian, Nelson, Mittelstadt, Eichel
Goalie: Hutton (36 saves/40 shots)
Special Teams: PP: 0/3; PK: 3/3
Shots: Buffalo 40 - Pittsburgh 40
TOI Leader: Ristolainen (26:56)
Man Games Lost: 71

WED | November 21 | PHILADELPHIA 2 @ BUFFALO 5



Goals: Skinner, Thompson, Rodrigues, Larsson, Reinhart
Goalie: Hutton (23 saves/25 shots)
Special Teams: PP: 1/3; PK: 1/1
Shots: Philadelphia 25 - Buffalo 21
TOI Leader: Ristolainen (23:06)
Man Games Lost: 75

FRI | November 23 | MONTREAL 2 @ BUFFALO 3 (OT)



Goals: Skinner (2), Mittelstadt
Goalie: Hutton (31 saves/33 shots)
Special Teams: PP: 1/4; PK: 1/2
Shots: Buffalo 40 - Montreal 33
TOI Leader: Ristolainen (27:19)
Man Games Lost: 78

SAT | November 24 | BUFFALO 3 @ DETROIT 2 (SO)



Goals: Skinner, Thompson; GDG-Reinhart
Goalie: Ullmark (35 saves/37 shots)
Special Teams: PP: 2/4; PK: 4/4
Shots: Detroit 37 - Buffalo 35
TOI Leader: Ristolainen (27:10)
Man Games Lost: 81



SEASON IN REVIEW

TUE | November 27 | SAN JOSE 2 @ BUFFALO 3 (OT)



Goals: Ristolainen, Beaulieu, Skinner
Goalie: Hutton (36 saves/38 shots)
Special Teams: PP: 0/1; PK: 2/3
Shots: San Jose 38 - Buffalo 31
TOI Leader: Bogosian (24:28)
Man Games Lost: 86

THU | November 29 | BUFFALO 4 @ TAMPA BAY 5



Goals: Reinhart (2), Girgensons, Thompson
Goalie: Hutton (32 saves/37 shots)
Special Teams: PP: 0/2; PK: 4/5
Shots: Tampa Bay 37 - Buffalo 22
TOI Leader: Ristolainen (28:52)
Man Games Lost: 91

FRI | November 30 | BUFFALO 2 @ FLORIDA 3 (OT)



Goals: Skinner, Reinhart
Goalie: Ullmark (40 saves/43 shots)
Special Teams: PP: 1/4; PK: 2/4
Shots: Florida 43 - Buffalo 24
TOI Leader: Ristolainen (26:44)
Man Games Lost: 96

MON | December 3 | BUFFALO 1 @ NASHVILLE 2



Goals: Reinhart
Goalie: Hutton (23 saves/25 shots)
Special Teams: PP: 0/4; PK: 1/2
Shots: Nashville 25 - Buffalo 22
TOI Leader: Ristolainen (26:53)
Man Games Lost: 102

TUE | December 4 | TORONTO 4 @ BUFFALO 3 (OT)



Goals: Eichel (2), Reinhart
Goalie: Ullmark (26 saves/30 shots)
Special Teams: PP: 0/2; PK: 2/2
Shots: Buffalo 41 - Toronto 30
TOI Leader: Dahlin (29:15)
Man Games Lost: 107

SAT | December 8 | PHILADELPHIA 6 @ BUFFALO 2



Goals: Eichel (2)
Goalie: Ullmark (35 saves/41 shots)
Special Teams: PP: 0/1; PK: 3/3
Shots: Philadelphia 41 - Buffalo 30
TOI Leader: Bogosian (25:56)
Man Games Lost: 113

TUE | December 11 | LOS ANGELES 3 @ BUFFALO 4 (OT)



Goals: Girgensons, Eichel, Larsson, Skinner
Goalie: Ullmark (26 saves/29 shots)
Special Teams: PP: 2/8; PK: 4/4
Shots: Buffalo 47 - Los Angeles 29
TOI Leader: Ristolainen (31:08)
Man Games Lost: 119

THU | December 13 | ARIZONA 1 @ BUFFALO 3



Goals: Mittelstadt, Skinner, Rodrigues
Goalie: Hutton (25 saves/26 shots)
Special Teams: PP: 0/1; PK: 2/2
Shots: Buffalo 33 - Arizona 26
TOI Leader: Ristolainen (27:34)
Man Games Lost: 125

SAT | December 15 | BUFFALO 3 @ WASHINGTON 4 (SO)



Goals: Eichel (2), Dahlin
Goalie: Hutton (35 saves/38 shots)
Special Teams: PP: 2/3; PK: 4/4
Shots: Washington 38 - Buffalo 29
TOI Leader: Ristolainen (31:43)
Man Games Lost: 129

SUN | December 16 | BUFFALO 4 @ BOSTON 2



Goals: Skinner (2), Eichel (2)
Goalie: Ullmark (35 saves/37 shots)
Special Teams: PP: 0/1; PK: 2/2
Shots: Boston 37 - Buffalo 27
TOI Leader: Bogosian (24:20)
Man Games Lost: 134

THU | December 18 | FLORIDA 5 @ BUFFALO 2



Goals: Skinner, Ristolainen
Goalie: Hutton (31 saves/35 shots); 1 ENG
Special Teams: PP: 0/3; PK: 2/3
Shots: Florida 36 - Buffalo 32
TOI Leader: Dahlin (25:55)
Man Games Lost: 139

FRI | December 21 | BUFFALO 1 @ WASHINGTON 2




Goals: Larsson
Goalie: Hutton (22 saves/24 shots)
Special Teams: PP: 0/4; PK: 4/4
Shots: Buffalo 37 - Washington 24
TOI Leader: Ristolainen (24:27)
Man Games Lost: 143



SEASON IN REVIEW




SAT | December 22 ANAHEIM 0 @ BUFFALO 3

 **Goals:** Dahlin, Skinner, Sheary
Goalie: Ullmark (40 saves/40 shots)
Special Teams: PP: 1/4; PK: 3/3
Shots: Anaheim 40 - Buffalo 33
TOI Leader: Ristolainen (23:08)
Man Games Lost: 147


THU | December 27 BUFFALO 1 @ ST. LOUIS 4

 **Goals:** Eichel
Goalie: Hutton (28 saves/32 shots)
Special Teams: PP: 1/2; PK: 1/1
Shots: St. Louis 32 - Buffalo 31
TOI Leader: Dahlin (22:27)
Man Games Lost: 151

SAT | December 29 BOSTON 3 @ BUFFALO 2 (OT)

 **Goals:** Scandella, Larsson
Goalie: Hutton (39 saves/42 shots)
Special Teams: PP: 0/3; PK: 3/4
Shots: Boston 42 - Buffalo 28
TOI Leader: Ristolainen (25:22)
Man Games Lost: 155


MON | December 31 NY ISLANDERS 3 @ BUFFALO 1

 **Goals:** Okposo
Goalie: Hutton (30 saves/32 shots); 1 ENG
Special Teams: PP: 1/2; PK: 2/2
Shots: Buffalo 40 - NY Islanders 33
TOI Leader: Ristolainen (25:06)
Man Games Lost: 158


THU | January 3 FLORIDA 3 @ BUFFALO 4

 **Goals:** Skinner (2), Thompson, Reinhart
Goalie: Ullmark (35 saves/38 shots)
Special Teams: PP: 0/3; PK: 2/3
Shots: Florida 38 - Buffalo 33
TOI Leader: Ristolainen (28:20)
Man Games Lost: 162


SAT | January 5 BUFFALO 1 @ BOSTON 2

 **Goals:** Ristolainen
Goalie: Ullmark (39 saves/41 shots)
Special Teams: PP: 0/1; PK: 2/2
Shots: Boston 41 - Buffalo 32
TOI Leader: Ristolainen (23:03)
Man Games Lost: 166


TUE | January 8 NEW JERSEY 1 @ BUFFALO 5

 **Goals:** Skinner, Smith, Mittelstadt, McCabe, Pilut
Goalie: Hutton (20 saves/21 shots)
Special Teams: PP: 0/1; PK: 4/4
Shots: Buffalo 33 - New Jersey 21
TOI Leader: Bogosian (21:57)
Man Games Lost: 168

FRI | January 11 BUFFALO 3 @ CAROLINA 4

 **Goals:** Skinner, Pominville, Okposo
Goalie: Hutton (26 saves/30 shots)
Special Teams: PP: 1/4; PK: 2/2
Shots: Buffalo 33 - Carolina 30
TOI Leader: Ristolainen (26:05)
Man Games Lost: 169


SAT | January 12 TAMPA BAY 5 @ BUFFALO 3

 **Goals:** Reinhart, Thompson, Scandella
Goalie: Ullmark (25 saves/30 shots)
Special Teams: PP: 0/4; PK: 0/1
Shots: Buffalo 33 - Tampa Bay 30
TOI Leader: Dahlin (24:15)
Man Games Lost: 170


MON | January 14 BUFFALO 2 @ EDMONTON 7

 **Goals:** Mittelstadt, Rodrigues
Goalie: Hutton (7 saves/12 shots); Ullmark (11 saves/13 shots)
Special Teams: PP: 0/4; PK: 0/1
Shots: Buffalo 43 - Edmonton 25
TOI Leader: Dahlin (22:46)
Man Games Lost: 171

WED | January 16 BUFFALO 4 @ CALGARY 3 (OT)

 **Goals:** Rodrigues, Dahlin, McCabe, Eichel
Goalie: Ullmark (30 saves/33 shots)
Special Teams: PP: 0/3; PK: 1/3
Shots: Calgary 33 - Buffalo 23
TOI Leader: Ristolainen (23:21)
Man Games Lost: 172

FRI | January 18 BUFFALO 3 @ VANCOUVER 4

 **Goals:** Rodrigues, Okposo, Reinhart
Goalie: Ullmark (19 saves/23 shots)
Special Teams: PP: 0/2; PK: 1/1
Shots: Buffalo 39 - Vancouver 23
TOI Leader: Dahlin (25:10)
Man Games Lost: 173



SEASON IN REVIEW

**TUE | January 29** BUFFALO 5 @ COLUMBUS 4

Goals: Rodrigues, Reinhart, Thompson, Skinner, Sheary
Goalie: Hutton (33 saves/37 shots)
Special Teams: PP: 0/2; PK: 1/2
Shots: Columbus 37 - Buffalo 34
TOI Leader: Ristolainen (26:10)
Man Games Lost: 174

WED | January 30 BUFFALO 0 @ DALLAS 1

Goals: N/A
Goalie: Ullmark (26 saves/27 shots)
Special Teams: PP: 0/1; PK: 1/1
Shots: Buffalo 30 - Dallas 27
TOI Leader: Dahlin (22:53)
Man Games Lost: 175

FRI | February 1 CHICAGO 7 @ BUFFALO 3

Goals: Eichel, Pominville, Okposo
Goalie: Hutton (18 saves/22 shots)/ Ullmark (5 saves/7 shots); 1 ENG
Special Teams: PP: 1/3; PK: 2/2
Shots: Buffalo 43 - Chicago 30
TOI Leader: Ristolainen (24:31)
Man Games Lost: 177

TUE | February 5 MINNESOTA 4 @ BUFFALO 5 (SO)

Goals: Rodrigues, Smith, Dahlin, Reinhart, GDG-Reinhart
Goalie: Ullmark (41 saves/45 shots)
Special Teams: PP: 2/2; PK: 3/3
Shots: Minnesota 45 - Buffalo 39
TOI Leader: Eichel (25:57)
Man Games Lost: 179

THU | February 7 CAROLINA 6 @ BUFFALO 5 (OT)

Goals: Skinner (2), Rodrigues, Pominville, Scandella
Goalie: Ullmark (24 saves/30 shots)
Special Teams: PP: 0/2; PK: 2/3
Shots: Buffalo 39 - Carolina 30
TOI Leader: Ristolainen (25:27)
Man Games Lost: 180

SAT | February 9 DETROIT 1 @ BUFFALO 3

Goals: Sheary, Mittelstadt, Okposo
Goalie: Ullmark (28 saves/29 shots)
Special Teams: PP: 2/3; PK: 3/4
Shots: Detroit 29 - Buffalo 21
TOI Leader: Ristolainen (23:29)
Man Games Lost: 181

SUN | February 10 WINNIPEG 3 @ BUFFALO 1

Goals: Eichel
Goalie: Hutton (26 saves/28 shots); 1 ENG
Special Teams: PP: 0/5; PK: 1/1
Shots: Buffalo 36 - Winnipeg 29
TOI Leader: Ristolainen (24:06)
Man Games Lost: 183

TUE | February 12 NY ISLANDERS 1 @ BUFFALO 3

Goals: Skinner, Pominville, Larsson
Goalie: Ullmark (24 saves/25 shots)
Special Teams: PP: 0/1; PK: 0/0
Shots: NY Islanders 25 - Buffalo 22
TOI Leader: Ristolainen (23:53)
Man Games Lost: 186

FRI | February 15 NY RANGERS 6 @ BUFFALO 2

Goals: Skinner (2)
Goalie: Ullmark (23 saves/28 shots); 1 ENG
Special Teams: PP: 1/3; PK: 0/0
Shots: Buffalo 33 - NY Rangers 29
TOI Leader: Dahlin (24:03)
Man Games Lost: 188

SUN | February 17 BUFFALO 1 @ NEW JERSEY 4

Goals: Reinhart
Goalie: Hutton (20 saves/23 shots); 1 ENG
Special Teams: PP: 0/3; PK: 1/2
Shots: Buffalo 35 - New Jersey 24
TOI Leader: Dahlin (23:02)
Man Games Lost: 191

TUE | February 19 BUFFALO 2 @ FLORIDA 4

Goals: Eichel, Sobotka
Goalie: Ullmark (37 saves/41 shots)
Special Teams: PP: 1/4; PK: 4/4
Shots: Florida 41 - Buffalo 34
TOI Leader: Bogosian (22:14)
Man Games Lost: 194

THU | February 21 BUFFALO 1 @ TAMPA BAY 2 (SO)

Goals: Dahlin
Goalie: Hutton (39 saves/40 shots)
Special Teams: PP: 0/4; PK: 3/3
Shots: Tampa Bay 40 - Buffalo 30
TOI Leader: Ristolainen (26:32)
Man Games Lost: 196



SEASON IN REVIEW



SAT | February 23 WASHINGTON 2 @ BUFFALO 5



Goals: Reinhart (3), Pominville, Dahlin
Goalie: Hutton (31 saves/33 shots)
Special Teams: PP: 1/4; PK: 2/2
Shots: Buffalo 38 - Washington 33
TOI Leader: Ristolainen (25:35)
Man Games Lost: 199

MON | February 25 BUFFALO 3 @ TORONTO 5



Goals: Eichel (2), Reinhart
Goalie: Hutton (9 saves/12 shots)/
 Ullmark (19 saves/21 shots)
Special Teams: PP: 2/5; PK: 1/1
Shots: Buffalo 34 - Toronto 33
TOI Leader: Ristolainen (26:11)
Man Games Lost: 200

TUE | February 26 BUFFALO 2 @ PHILADELPHIA 5



Goals: Eichel, Mittelstadt
Goalie: Hutton (40 saves/44 shots); 1 ENG
Special Teams: PP: 1/3; PK: 2/2
Shots: Philadelphia 45 - Buffalo 36
TOI Leader: Dahlin (24:33)
Man Games Lost: 200

FRI | March 1 PITTSBURGH 3 @ BUFFALO 4 (OT)



Goals: Sheary (2), Eichel, Montour
Goalie: Ullmark (41 saves/44 shots)
Special Teams: PP: 1/2; PK: 1/3
Shots: Pittsburgh 44 - Buffalo 30
TOI Leader: Ristolainen (26:22)
Man Games Lost: 202

SAT | March 2 BUFFALO 2 @ TORONTO 5



Goals: Pominville, Sheary
Goalie: Ullmark (27 saves/31 shots); 1 ENG
Special Teams: PP: 0/2; PK: 2/2
Shots: Buffalo 37 - Toronto 32
TOI Leader: Ristolainen (23:27)
Man Games Lost: 203

MON | March 4 EDMONTON 4 @ BUFFALO 3



Goals: Eichel (2), Mittelstadt
Goalie: Ullmark (16 saves/20 shots)/
 Hutton (7 saves/7 shots)
Special Teams: PP: 1/3; PK: 1/1
Shots: Buffalo 38 - Edmonton 27
TOI Leader: Dahlin (25:02)
Man Games Lost: 206

THU | March 7 BUFFALO 4 @ CHICAGO 5 (SO)



Goals: Sobotka, Montour, Bogosian,
 Okposo
Goalie: Hutton (41 saves/45 shots)
Special Teams: PP: 0/2; PK: 5/5
Shots: Chicago 45 - Buffalo 39
TOI Leader: Ristolainen (27:50)
Man Games Lost: 207

SAT | March 9 BUFFALO 0 @ COLORADO 3



Goals: N/A
Goalie: Hutton (40 saves/42 shots); 1 ENG
Special Teams: PP: 0/1; PK: 2/3
Shots: Colorado 43 - Buffalo 18
TOI Leader: Bogosian (24:15)
Man Games Lost: 208

TUE | March 12 DALLAS 2 @ BUFFALO 0



Goals: N/A
Goalie: Ullmark (25 saves/27 shots)
Special Teams: PP: 0/3; PK: 2/3
Shots: Buffalo 35 - Dallas 27
TOI Leader: Dahlin (24:50)
Man Games Lost: 209

THU | March 14 PITTSBURGH 5 @ BUFFALO 0



Goals: N/A
Goalie: Hutton (23 saves/28 shots)
Special Teams: PP: 0/2; PK: 1/4
Shots: Pittsburgh 28 - Buffalo 26
TOI Leader: Ristolainen (24:19)
Man Games Lost: 211

SAT | March 16 BUFFALO 2 @ CAROLINA 4



Goals: Skinner, Girgensons
Goalie: Ullmark (25 saves/29 shots)
Special Teams: PP: 0/2; PK: 1/1
Shots: Buffalo 37 - Carolina 29
TOI Leader: Ristolainen (25:34)
Man Games Lost: 213

SUN | March 17 ST. LOUIS 3 @ BUFFALO 4 (SO)



Goals: Larsson, Rodrigues, Sheary;
 GDG-Reinhart
Goalie: Hutton (30 saves/33 shots)
Special Teams: PP: 0/2; PK: 2/2
Shots: Buffalo 34 - St. Louis 33
TOI Leader: Eichel (23:17)
Man Games Lost: 214



SEASON IN REVIEW



WED | March 20 | TORONTO 4 @ BUFFALO 2



Goals: Mittelstadt, Nylander
Goalie: Hutton (42 saves/45 shots); 1 ENG
Special Teams: PP: 1/2; PK: 3/3
Shots: Toronto 46 - Buffalo 24
TOI Leader: Ristolainen (22:42)
Man Games Lost: 215

SAT | MARCH 23 | BUFFALO 4 @ MONTREAL 7



Goals: Reinhart, Nylander, Scandella, Eichel
Goalie: Hutton (37 saves/43 shots); 1 ENG
Special Teams: PP: 1/4; PK: 1/2
Shots: Montreal 44 - Buffalo 27
TOI Leader: Ristolainen (21:43)
Man Games Lost: 217

MON | March 25 | BUFFALO 1 @ NEW JERSEY 3



Goals: Reinhart
Goalie: Ullmark (18 saves/20 shots); 1 ENG
Special Teams: PP: 0/3; PK: 1/3
Shots: Buffalo 46 - New Jersey 21
TOI Leader: Dahlin (23:49)
Man Games Lost: 220

TUE | March 26 | BUFFALO 0 @ OTTAWA 4



Goals: N/A
Goalie: Hutton (27 saves/31 shots)
Special Teams: PP: 0/2; PK: 3/4
Shots: Buffalo 35 - Ottawa 31
TOI Leader: Dahlin (22:46)
Man Games Lost: 224

THU | March 28 | DETROIT 5 @ BUFFALO 4 (OT)



Goals: Okposo, Scandella, Mittelstadt, Eichel
Goalie: Ullmark (29 saves/34 shots)
Special Teams: PP: 1/3; PK: 2/3
Shots: Buffalo 39 - Detroit 34
TOI Leader: Montour (29:14)
Man Games Lost: 229

SAT | March 30 | BUFFALO 1 @ NY ISLANDERS 5



Goals: Olofsson
Goalie: Hutton (33 saves/38 shots)
Special Teams: PP: 1/2; PK: 1/1
Shots: NY Islanders 38 - Buffalo 32
TOI Leader: Montour (23:52)
Man Games Lost: 235

SUN | March 31 | COLUMBUS 4 @ BUFFALO 0



Goals: N/A
Goalie: Ullmark (32 saves/36 shots)
Special Teams: PP: 0/1; PK: 2/2
Shots: Buffalo 38 - Columbus 36
TOI Leader: Montour (22:48)
Man Games Lost: 240

TUE | April 2 | NASHVILLE 3 @ BUFFALO 2



Goals: Okposo, Skinner
Goalie: Hutton (32 saves/35 shots)
Special Teams: PP: 0/3; PK: 1/1
Shots: Nashville 35 - Buffalo 28
TOI Leader: Eichel (26:14)
Man Games Lost: 244

THU | April 4 | OTTAWA 2 @ BUFFALO 5



Goals: Olofsson, Okposo, Reinhart, Eichel, Pominville
Goalie: Hutton (21 saves/23 shots)
Special Teams: PP: 2/3; PK: 4/4
Shots: Buffalo 40 - Ottawa 23
TOI Leader: Ristolainen (23:41)
Man Games Lost: 249

SAT | April 6 | BUFFALO 7 @ DETROIT 1



Goals: Skinner (2), Reinhart, Dahlin, Sheary, Girgensons, Montour
Goalie: Ullmark (23 saves/24 shots)
Special Teams: PP: 2/2; PK: 2/3
Shots: Buffalo 37 - Detroit 24
TOI Leader: Montour (21:47)
Man Games Lost: 253



vs. Anaheim Ducks



SEASON IN REVIEW

@ Buffalo	DUCKS	SABRES	ATTENDANCE	GOALTENDERS	WINNING GOAL
Dec 22, 2018	0	3	19,070	Linus Ullmark / John Gibson	Rasmus Dahlin

@ Anaheim	DUCKS	SABRES	ATTENDANCE	GOALTENDERS	WINNING GOAL
Oct 21, 2018	2	4	17,174	Carter Hutton / Ryan Miller	Rasmus Ristolainen

Buffalo Sabres | HEAD-TO-HEAD STATS

Player	GP	G	A	P	+/-	PIM	PP	SH	GW	EN	S	%
Sam Reinhart	2	0	4	4	2	0	0	0	0	0	4	0.0
Jack Eichel	2	0	3	3	2	0	0	0	0	0	9	0.0
Jeff Skinner	2	2	0	2	2	0	0	0	0	0	9	22.2
Kyle Okposo	2	1	1	2	-2	0	1	0	0	0	3	33.3
Rasmus Ristolainen	2	1	1	2	-1	0	1	0	1	0	6	16.7
Patrik Berglund	1	1	0	1	1	0	0	0	0	1	2	50.0
Rasmus Dahlin	2	1	0	1	0	2	1	0	1	0	5	20.0
Conor Sheary	2	1	0	1	1	2	0	0	0	1	5	20.0
Zach Bogosian	2	0	1	1	2	7	0	0	0	0	3	0.0
Lawrence Pilut	1	0	1	1	0	0	0	0	0	0	1	0.0
Zemgus Girgensons	2	0	1	1	1	0	0	0	0	0	2	0.0
Jason Pominville	1	0	1	1	1	0	0	0	0	0	2	0.0
Evan Rodrigues	2	0	1	1	-2	0	0	0	0	0	4	0.0
Marco Scandella	2	0	0	0	2	0	0	0	0	0	4	0.0
Casey Nelson	1	0	0	0	0	0	0	0	0	0	1	0.0
Vladimir Sobotka	2	0	0	0	0	2	0	0	0	0	2	0.0
Jake McCabe	2	0	0	0	1	0	0	0	0	0	1	0.0
Johan Larsson	2	0	0	0	1	0	0	0	0	0	5	0.0
Casey Mittelstadt	2	0	0	0	-1	0	0	0	0	0	5	0.0
Tage Thompson	1	0	0	0	0	0	0	0	0	0	4	0.0
Remi Elie	1	0	0	0	0	0	0	0	0	0	1	0.0

Anaheim Ducks | HEAD-TO-HEAD STATS

Player	GP	G	A	P	+/-	PIM	PP	SH	GW	EN	S	%
Brandon Montour	2	0	2	2	-2	0	0	0	0	0	5	0.0
Kiefer Sherwood	2	1	0	1	1	0	0	0	0	0	5	20.0
Sam Steel	1	1	0	1	2	2	0	0	0	0	2	50.0
Max Comtois	1	0	1	1	1	0	0	0	0	0	1	0.0
Rickard Rakell	1	0	1	1	0	0	0	0	0	0	5	0.0
Andrew Cogliano	2	0	0	0	-1	2	0	0	0	0	3	0.0
Ryan Getzlaf	2	0	0	0	-2	4	0	0	0	0	5	0.0
Brian Gibbons	2	0	0	0	-1	0	0	0	0	0	3	20.0
Adam Henrique	2	0	0	0	-3	0	0	0	0	0	1	0.0
Ryan Kesler	2	0	0	0	-2	5	0	0	0	0	3	0.0
Pontus Aberg	2	0	0	0	-2	2	0	0	0	0	5	0.0
Josh Manson	2	0	0	0	0	0	0	0	0	0	5	0.0
Hampus Lindholm	2	0	0	0	-2	0	0	0	0	0	2	0.0
Cam Fowler	1	0	0	0	0	0	0	0	0	0	2	0.0
Daniel Sprong	1	0	0	0	-1	0	0	0	0	0	5	0.0
Jake Dotchin	1	0	0	0	0	20	0	0	0	0	1	0.0
Carter Rowney	1	0	0	0	0	2	0	0	0	0	0	0.0
Ondrej Kase	1	0	0	0	-1	0	0	0	0	0	4	0.0
Marcus Pettersson	1	0	0	0	0	0	0	0	0	0	0	0.0
Jacob Larsson	1	0	0	0	0	0	0	0	0	0	2	0.0
Jakob Silfverberg	1	0	0	0	0	0	0	0	0	0	4	0.0
Nick Ritchie	1	0	0	0	0	2	0	0	0	0	3	0.0
Ben Street	1	0	0	0	0	0	0	0	0	0	1	0.0
Isac Lundestrom	1	0	0	0	1	0	0	0	0	0	0	0.0
Andrej Sustr	1	0	0	0	0	2	0	0	0	0	0	0.0
Josh Mahura	1	0	0	0	0	0	0	0	0	0	1	0.0

Power Play: 3 - 8 (37.5%) Penalty Killing: 5 - 5 (100%)

Goaltender	GP	Min	GA	GAA	SO	W	L	OT	SA	SV%
Carter Hutton	1	60	2	2.01	0	1	0	0	28	.929
Linus Ullmark	1	60	0	0.00	1	1	0	0	40	1.000

Power Play: 0 - 5 (0%) Penalty Killing: 5 - 8 (62.5%)

Goaltender	GP	Min	GA	GAA	SO	W	L	OT	SA	SV%
Ryan Miller	1	59	3	3.07	0	0	1	0	44	.932
John Gibson	1	60	2	2.01	0	0	1	0	32	.938



vs. Arizona Coyotes



SEASON IN REVIEW

@ Buffalo	COYOTES	SABRES	ATTENDANCE	GOALTENDERS	WINNING GOAL
Dec 13, 2018	1	3	16,872	Carter Hutton / Darcy Kuemper	Jeff Skinner

@ Arizona	COYOTES	SABRES	ATTENDANCE	GOALTENDERS	WINNING GOAL
Oct 13, 2018	0	3	15,304	Linus Ullmark / Antti Raanta	Rasmus Dahlin

Buffalo Sabres | HEAD-TO-HEAD STATS

Player	GP	G	A	P	+/-	PIM	PP	SH	GW	EN	S	%
Jeff Skinner	2	2	1	3	3	2	0	0	1	0	10	20.0
Conor Sheary	2	1	1	2	0	0	1	0	0	0	3	33.3
Evan Rodrigues	2	1	1	2	2	0	0	0	0	0	3	33.3
Jack Eichel	2	0	2	2	1	0	0	0	0	0	5	0.0
Sam Reinhart	2	0	2	2	1	2	0	0	0	0	2	0.0
Rasmus Dahlin	2	1	0	1	0	0	0	0	1	0	4	25.0
Casey Mittelstadt	2	1	0	1	1	2	0	0	0	0	4	25.0
Rasmus Ristolainen	2	0	1	1	2	2	0	0	0	0	4	0.0
Zach Bogosian	1	0	0	0	1	0	0	0	0	0	0	0.0
Matt Tennyson	1	0	0	0	1	0	0	0	0	0	1	0.0
Marco Scandella	1	0	0	0	2	0	0	0	0	0	0	0.0
Casey Nelson	1	0	0	0	0	0	0	0	0	0	0	0.0
Patrik Berglund	1	0	0	0	0	0	0	0	0	0	0	0.0
Vladimir Sobotka	2	0	0	0	0	0	0	0	0	0	2	0.0
Jake McCabe	1	0	0	0	0	0	0	0	0	0	1	0.0
Kyle Okposo	2	0	0	0	1	2	0	0	0	0	7	0.0
Johan Larsson	1	0	0	0	1	0	0	0	0	0	0	0.0
Lawrence Pilut	1	0	0	0	1	2	0	0	0	0	1	0.0
Zemgus Girgensons	2	0	0	0	1	0	0	0	0	0	0	0.0
Jason Pominville	2	0	0	0	1	0	0	0	0	0	1	0.0
Tage Thompson	2	0	0	0	0	0	0	0	0	0	4	0.0
Nathan Beaulieu	2	0	0	0	1	0	0	0	0	0	4	0.0

Arizona Coyotes | HEAD-TO-HEAD STATS

Player	GP	G	A	P	+/-	PIM	PP	SH	GW	EN	S	%
Christian Fischer	2	1	0	1	0	2	0	0	0	0	3	33.3
Richard Panik	2	0	1	1	0	0	0	0	0	0	6	0.0
Niklas Hjalmarsson	2	0	0	0	-3	0	0	0	0	0	0	0.0
Jakob Chychrun	1	0	0	0	1	0	0	0	0	0	2	0.0
Nick Schmaltz	1	0	0	0	-1	0	0	0	0	0	2	0.0
Clayton Keller	2	0	0	0	-1	0	0	0	0	0	6	0.0
Vinnie Hinostroza	1	0	0	0	-1	0	0	0	0	0	3	0.0
Brad Richardson	2	0	0	0	-2	0	0	0	0	0	4	0.0
Dylan Strome	1	0	0	0	0	0	0	0	0	0	3	0.0
Derek Stepan	2	0	0	0	0	2	0	0	0	0	8	0.0
Oliver Ekman-Larsson	2	0	0	0	-2	2	0	0	0	0	5	0.0
Nick Cousins	2	0	0	0	-2	0	0	0	0	0	2	0.0
Mario Kempe	2	0	0	0	0	0	0	0	0	0	2	0.0
Alex Goligoski	2	0	0	0	-4	0	0	0	0	0	0	0.0
Michael Grabner	1	0	0	0	-2	0	0	0	0	0	0	0.0
Kevin Connauton	2	0	0	0	0	2	0	0	0	0	6	0.0
Josh Archibald	1	0	0	0	-1	0	0	0	0	0	1	0.0
Ilya Lyubushkin	1	0	0	0	0	2	0	0	0	0	0	0.0
Jason Demers	1	0	0	0	-1	0	0	0	0	0	1	0.0
Michael Bunting	1	0	0	0	0	0	0	0	0	0	1	0.0
Lawson Crouse	2	0	0	0	-1	0	0	0	0	0	3	0.0
Jordan Oesterle	1	0	0	0	1	0	0	0	0	0	1	0.0
Conor Garland	1	0	0	0	0	0	0	0	0	0	3	0.0
Brendan Perlini	1	0	0	0	-1	0	0	0	0	0	0	0.0

Power Play: 1 - 4 (25%) Penalty Killing: 5 - 5 (100%)

Goaltender	GP	Min	GA	GAA	SO	W	L	OT	SA	SV%
Carter Hutton	1	60	1	1.00	0	1	0	0	26	.962
Linus Ullmark	1	60	0	0.00	1	1	0	0	36	1.000

Power Play: 0 - 5 (0%) Penalty Killing: 3 - 4 (75%)

Goaltender	GP	Min	GA	GAA	SO	W	L	OT	SA	SV%
Darcy Kuemper	1	57	3	3.15	0	0	1	0	33	.909
Antti Raanta	1	60	3	3.00	0	0	1	0	23	.870



vs. Boston Bruins



SEASON IN REVIEW

@ Buffalo	BRUINS	SABRES	ATTENDANCE	GOALTENDERS	WINNING GOAL
Oct 4, 2018	4	0	19,070	Jaroslav Halak / Carter Hutton	Zdeno Chara
Dec 29, 2018	3 (OT)	2	19,070	Tuukka Rask / Carter Hutton	Sean Kuraly

@ Boston	BRUINS	SABRES	ATTENDANCE	GOALTENDERS	WINNING GOAL
Dec 16, 2018	2	4	17,565	Linus Ullmark / Tuukka Rask	Jeff Skinner
Jan 5, 2019	2	1	17,565	Tuukka Rask / Linus Ullmark	David Backes

Buffalo Sabres | HEAD-TO-HEAD STATS

Player	GP	G	A	P	+/-	PIM	PP	SH	GW	EN	S	%
Jack Eichel	3	2	2	4	0	4	0	0	0	1	11	18.2
Sam Reinhart	4	0	4	4	-1	0	0	0	0	0	8	0.0
Jeff Skinner	4	2	1	3	-3	0	0	0	1	0	14	14.3
Marco Scandella	4	1	1	2	2	0	0	0	0	0	8	12.5
Rasmus Dahlin	4	0	2	2	1	0	0	0	0	0	5	0.0
Johan Larsson	3	1	0	1	1	2	0	1	0	0	1	100.0
Rasmus Ristolainen	4	1	0	1	-4	2	0	0	0	0	7	14.3
Zemgus Girgensons	2	0	1	1	1	0	0	0	0	0	0	0.0
Evan Rodrigues	4	0	1	1	-1	0	0	0	0	0	14	0.0
Brendan Guhle	1	0	0	0	1	2	0	0	0	0	1	0.0
Zach Bogosian	3	0	0	0	2	2	0	0	0	0	1	0.0
Casey Nelson	1	0	0	0	0	0	0	0	0	0	1	0.0
Patrik Berglund	1	0	0	0	-1	0	0	0	0	0	1	0.0
Vladimir Sobotka	4	0	0	0	-1	4	0	0	0	0	5	0.0
Jake McCabe	3	0	0	0	-2	2	0	0	0	0	3	0.0
Kyle Okposo	4	0	0	0	-1	0	0	0	0	0	9	0.0
Lawrence Pilut	1	0	0	0	-1	0	0	0	0	0	3	0.0
Jason Pominville	4	0	0	0	-1	0	0	0	0	0	8	0.0
Casey Mittelstadt	4	0	0	0	0	0	0	0	0	0	2	0.0
Conor Sheary	4	0	0	0	0	0	0	0	0	0	7	0.0
Matt Hunwick	1	0	0	0	-1	0	0	0	0	0	2	0.0
C.J. Smith	1	0	0	0	0	0	0	0	0	0	2	0.0
Tage Thompson	4	0	0	0	-1	0	0	0	0	0	2	0.0
Remi Elie	2	0	0	0	0	2	0	0	0	0	3	0.0
Nathan Beaulieu	2	0	0	0	0	0	0	0	0	0	1	0.0

Boston Bruins | HEAD-TO-HEAD STATS

Player	GP	G	A	P	+/-	PIM	PP	SH	GW	EN	S	%
Brad Marchand	3	0	4	4	2	0	0	0	0	0	6	0.0
Patrice Bergeron	3	1	1	2	1	0	0	1	0	1	10	10.0
David Backes	3	1	1	2	0	0	0	0	1	0	9	11.1
Torey Krug	3	1	1	2	-1	2	0	0	0	0	10	10.0
Noel Acciari	4	1	1	2	2	0	0	0	0	0	9	11.1
David Pastrnak	4	1	1	2	-2	0	0	0	0	0	14	7.1
David Krejci	4	0	2	2	-1	2	0	0	0	0	3	0.0
Ryan Donato	4	1	0	1	-3	0	1	0	0	0	16	6.2
Chris Wagner	3	1	0	1	2	0	0	0	0	0	12	8.3
Zdeno Chara	3	1	0	1	1	2	0	0	1	0	3	33.3
Steven Kampfer	1	1	0	1	0	0	0	0	0	0	2	50.0
Sean Kuraly	4	1	0	1	1	0	0	0	1	0	11	9.1
Jake DeBrusk	3	1	0	1	-2	0	1	0	0	0	8	12.5
Joakim Nordstrom	3	0	1	1	-1	2	0	0	0	0	2	0.0
Jakob Forsbacka Karlsson	3	0	1	1	0	0	0	0	0	0	3	0.0
Matt Grzelcyk	4	0	1	1	0	2	0	0	0	0	3	0.0
Charlie McAvoy	2	0	1	1	1	2	0	0	0	0	2	0.0
Kevan Miller	3	0	1	1	2	0	0	0	0	0	4	0.0
Anders Bjork	1	0	0	0	0	0	0	0	0	0	0	0.0
Colby Cave	2	0	0	0	1	2	0	0	0	0	3	0.0
Brandon Carlo	4	0	0	0	1	0	0	0	0	0	5	0.0
John Moore	4	0	0	0	2	0	0	0	0	0	4	0.0
Danton Heinen	4	0	0	0	0	2	0	0	0	0	7	0.0

Power Play: 0 - 7 (0%) Penalty Killing: 7 - 9 (77.8%)

Goaltender	GP	Min	GA	GAA	SO	W	L	OT	SA	SV%
Linus Ullmark	2	119	4	2.02	0	1	1	0	78	.949
Carter Hutton	2	119	6	3.03	0	0	1	1	67	.910

Power Play: 2 - 9 (22.2%) Penalty Killing: 7 - 7 (100%)

Goaltender	GP	Min	GA	GAA	SO	W	L	OT	SA	SV%
Tuukka Rask	3	182	6	1.98	0	2	1	0	86	.930
Jaroslav Halak	1	60	0	0.00	1	1	0	0	32	1.000



vs. Calgary Flames



SEASON IN REVIEW

@ Buffalo	FLAMES	SABRES	ATTENDANCE	GOALTENDERS	WINNING GOAL
Oct 30, 2018	2 (OT)	1	15,196	David Rittich / Carter Hutton	Johnny Gaudreau

@ Calgary	FLAMES	SABRES	ATTENDANCE	GOALTENDERS	WINNING GOAL
Jan 16, 2019	3	4 (OT)	18,286	Linus Ullmark / David Rittich	Jack Eichel

Buffalo Sabres | HEAD-TO-HEAD STATS

Player	GP	G	A	P	+/-	PIM	PP	SH	GW	EN	S	%
Jack Eichel	2	2	1	3	2	2	0	0	1	0	5	40.0
Jake McCabe	1	1	0	1	2	0	0	0	0	0	1	100.0
Rasmus Dahlin	2	1	0	1	2	2	0	0	0	0	1	100.0
Evan Rodrigues	1	1	0	1	0	0	0	0	0	0	1	100.0
Sam Reinhart	2	0	1	1	0	0	0	0	0	0	4	0.0
Jason Pominville	2	0	1	1	0	2	0	0	0	0	2	0.0
Casey Mittelstadt	2	0	1	1	1	0	0	0	0	0	2	0.0
Rasmus Ristolainen	2	0	1	1	-3	0	0	0	0	0	4	0.0
Zach Bogosian	2	0	0	0	1	2	0	0	0	0	3	0.0
Marco Scandella	2	0	0	0	0	0	0	0	0	0	4	0.0
Casey Nelson	1	0	0	0	1	0	0	0	0	0	0	0.0
Patrik Berglund	1	0	0	0	0	0	0	0	0	0	3	0.0
Vladimir Sobotka	2	0	0	0	-2	0	0	0	0	0	2	0.0
Kyle Okposo	2	0	0	0	1	0	0	0	0	0	2	0.0
Johan Larsson	2	0	0	0	0	0	0	0	0	0	0	0.0
Lawrence Pilut	1	0	0	0	0	0	0	0	0	0	1	0.0
Zemgus Girgensons	2	0	0	0	0	0	0	0	0	0	0	0.0
Conor Sheary	2	0	0	0	1	6	0	0	0	0	4	0.0
Jeff Skinner	2	0	0	0	3	0	0	0	0	0	5	0.0
Tage Thompson	2	0	0	0	0	0	0	0	0	0	5	0.0
Nathan Beaulieu	1	0	0	0	1	2	0	0	0	0	3	0.0

Calgary Flames | HEAD-TO-HEAD STATS

Player	GP	G	A	P	+/-	PIM	PP	SH	GW	EN	S	%
Johnny Gaudreau	2	2	1	3	1	2	1	0	1	0	9	22.2
Sean Monahan	2	0	3	3	1	0	0	0	0	0	9	0.0
Elias Lindholm	2	0	3	3	0	0	0	0	0	0	6	0.0
Matthew Tkachuk	2	2	0	2	-2	4	1	0	0	0	7	28.6
Mark Giordano	2	0	2	2	-1	0	0	0	0	0	3	0.0
Noah Hanifin	2	1	0	1	0	0	0	0	0	0	5	20.0
Rasmus Andersson	2	0	1	1	0	0	0	0	0	0	4	0.0
Dalton Prout	1	0	0	0	0	0	0	0	0	0	0	0.0
TJ Brodie	2	0	0	0	-2	0	0	0	0	0	4	0.0
Juuso Valimaki	1	0	0	0	-1	0	0	0	0	0	0	0.0
Derek Ryan	2	0	0	0	0	0	0	0	0	0	0	0.0
Mikael Backlund	2	0	0	0	-1	4	0	0	0	0	4	0.0
James Neal	1	0	0	0	-1	0	0	0	0	0	2	0.0
Garnet Hathaway	2	0	0	0	0	0	0	0	0	0	3	0.0
Travis Hamonic	1	0	0	0	0	0	0	0	0	0	1	0.0
Austin Czarnik	1	0	0	0	0	0	0	0	0	0	0	0.0
Dillon Dube	1	0	0	0	0	0	0	0	0	0	1	0.0
Oliver Kyllington	1	0	0	0	0	0	0	0	0	0	1	0.0
Michael Frolik	2	0	0	0	-1	0	0	0	0	0	4	0.0
Mark Jankowski	2	0	0	0	-1	0	0	0	0	0	6	0.0
Andrew Mangiapane	1	0	0	0	0	0	0	0	0	0	0	0.0
Sam Bennett	2	0	0	0	-1	0	0	0	0	0	2	0.0

Power Play: 0 - 5 (0%) Penalty Killing: 6 - 8 (75%)

Goaltender	GP	Min	GA	GAA	SO	W	L	OT	SA	SV%
Linus Ullmark	1	61	3	2.95	0	1	0	0	33	.909
Carter Hutton	1	63	2	1.91	0	0	0	1	38	.947

Power Play: 2 - 8 (25%) Penalty Killing: 5 - 5 (100%)

Goaltender	GP	Min	GA	GAA	SO	W	L	OT	SA	SV%
David Rittich	2	122	5	2.45	0	1	0	1	52	.904



vs. Carolina Hurricanes



SEASON IN REVIEW

@ Buffalo	HURRICANES	SABRES	ATTENDANCE	GOALTENDERS	WINNING GOAL
Feb 7, 2019	6 (OT)	5	17,588	Curtis McElhinney / Linus Ullmark	Teuvo Teravainen

@ Carolina	HURRICANES	SABRES	ATTENDANCE	GOALTENDERS	WINNING GOAL
Jan 11, 2019	4	3	17,199	Curtis McElhinney / Carter Hutton	Sebastian Aho
Mar 16, 2019	4	2	15,171	Curtis McElhinney / Linus Ullmark	Justin Williams

Buffalo Sabres | HEAD-TO-HEAD STATS

Player	GP	G	A	P	+/-	PIM	PP	SH	GW	EN	S	%
Jeff Skinner	3	4	0	4	-3	2	1	0	0	0	16	25.0
Sam Reinhart	3	0	4	4	1	0	0	0	0	0	6	0.0
Jason Pominville	3	2	0	2	-1	0	0	0	0	0	7	28.6
Marco Scandella	2	1	1	2	-1	0	0	0	0	0	4	25.0
Zemgus Girgensons	3	1	1	2	-1	0	0	0	0	0	6	16.7
Evan Rodrigues	3	1	1	2	3	0	0	0	0	0	12	8.3
Rasmus Dahlin	3	0	2	2	0	0	0	0	0	0	10	0.0
Rasmus Ristolainen	3	0	2	2	2	0	0	0	0	0	7	0.0
Kyle Okposo	3	1	0	1	1	4	0	0	0	0	5	20.0
Zach Bogosian	3	0	1	1	-1	2	0	0	0	0	5	0.0
Jack Eichel	3	0	1	1	-4	0	0	0	0	0	10	0.0
Johan Larsson	3	0	1	1	2	2	0	0	0	0	0	0.0
Lawrence Pilut	2	0	1	1	-2	0	0	0	0	0	1	0.0
Casey Mittelstadt	3	0	1	1	-3	0	0	0	0	0	3	0.0
Conor Sheary	3	0	1	1	0	0	0	0	0	0	6	0.0
Matt Hunwick	1	0	1	1	-1	0	0	0	0	0	0	0.0
Brandon Montour	1	0	1	1	0	0	0	0	0	0	2	0.0
Casey Nelson	1	0	0	0	-2	5	0	0	0	0	1	0.0
Vladimir Sobotka	2	0	0	0	0	0	0	0	0	0	3	0.0
Jake McCabe	2	0	0	0	-3	2	0	0	0	0	1	0.0
C.J. Smith	1	0	0	0	1	0	0	0	0	0	1	0.0
Tage Thompson	2	0	0	0	-5	0	0	0	0	0	2	0.0
Alexander Nylander	1	0	0	0	0	0	0	0	0	0	1	0.0

Carolina Hurricanes | HEAD-TO-HEAD STATS

Player	GP	G	A	P	+/-	PIM	PP	SH	GW	EN	S	%
Teuvo Teravainen	3	2	4	6	6	0	0	0	1	0	6	33.3
Sebastian Aho	3	2	3	5	4	0	0	0	1	0	7	28.6
Micheal Ferland	3	1	3	4	5	5	0	0	0	0	2	50.0
Justin Williams	3	2	1	3	2	0	0	0	1	0	7	28.6
Andrei Svechnikov	3	1	2	3	2	2	0	0	0	0	6	16.7
Jordan Martinook	3	0	3	3	0	4	0	0	0	0	4	0.0
Justin Faulk	3	1	1	2	0	4	0	0	0	0	7	14.3
Nino Niederreiter	2	1	1	2	-1	0	1	0	0	0	9	11.1
Trevor van Riemsdyk	3	0	2	2	2	2	0	0	0	0	1	0.0
Jordan Staal	1	1	0	1	1	0	0	0	0	0	3	33.3
Brock McGinn	3	1	0	1	0	0	0	0	0	0	4	25.0
Greg McKegg	3	1	0	1	0	0	0	0	0	0	3	33.3
Lucas Wallmark	3	1	0	1	-1	0	0	0	0	0	2	50.0
Dougie Hamilton	3	0	1	1	0	0	0	0	0	0	8	0.0
Brett Pesce	3	0	1	1	2	0	0	0	0	0	4	0.0
Calvin de Haan	2	0	1	1	0	0	0	0	0	0	3	0.0
Jacob Slavin	3	0	1	1	2	2	0	0	0	0	2	0.0
Haydn Fleury	1	0	0	0	1	0	0	0	0	0	1	0.0
Saku Maenalanen	2	0	0	0	-2	2	0	0	0	0	4	0.0
Warren Foegele	3	0	0	0	-3	2	0	0	0	0	6	0.0
Victor Rask	1	0	0	0	-2	0	0	0	0	0	0	0.0

Power Play: 1 - 8 (12.5%) Penalty Killing: 5 - 6 (83.3%)

Goaltender	GP	Min	GA	GAA	SO	W	L	OT	SA	SV%
Carter Hutton	1	58	4	4.15	0	0	1	0	30	.867
Linus Ullmark	2	122	10	4.92	0	0	1	1	59	.831

Power Play: 1 - 6 (16.7%) Penalty Killing: 7 - 8 (87.5%)

Goaltender	GP	Min	GA	GAA	SO	W	L	OT	SA	SV%
Curtis McElhinney	3	183	10	3.28	0	3	0	0	109	.908



vs. Chicago Blackhawks



SEASON IN REVIEW

@ Buffalo	BLACKHAWKS	SABRES	ATTENDANCE	GOALTENDERS	WINNING GOAL
Feb 1, 2019	7	3	18,205	Cam Ward / Carter Hutton	Brandon Saad

@ Chicago	BLACKHAWKS	SABRES	ATTENDANCE	GOALTENDERS	WINNING GOAL
Mar 7, 2019	5 (SO)	4	21,500	Corey Crawford / Carter Hutton	Patrick Kane

Buffalo Sabres | HEAD-TO-HEAD STATS

Player	GP	G	A	P	+/-	PIM	PP	SH	GW	EN	S	%
Zach Bogosian	2	1	2	3	-2	0	0	1	0	0	6	16.7
Kyle Okposo	2	2	0	2	-1	0	1	0	0	0	5	40.0
Brandon Montour	1	1	1	2	1	4	0	0	0	0	5	20.0
Conor Sheary	2	0	2	2	-1	0	0	0	0	0	6	0.0
Jeff Skinner	2	0	2	2	-3	0	0	0	0	0	12	0.0
Evan Rodrigues	2	0	2	2	0	0	0	0	0	0	5	0.0
Jack Eichel	2	1	0	1	-1	0	0	0	0	0	7	14.3
Vladimir Sobotka	2	1	0	1	-1	0	0	0	0	0	3	33.3
Jason Pominville	2	1	0	1	0	0	0	0	0	0	5	20.0
Scott Wilson	1	0	1	1	-1	0	0	0	0	0	2	0.0
Casey Mittelstadt	2	0	1	1	-2	2	0	0	0	0	2	0.0
Rasmus Ristolainen	2	0	1	1	-3	4	0	0	0	0	3	0.0
Tage Thompson	2	0	1	1	0	2	0	0	0	0	5	0.0
Marco Scandella	2	0	0	0	-3	0	0	0	0	0	6	0.0
Casey Nelson	1	0	0	0	-1	2	0	0	0	0	1	0.0
Jake McCabe	1	0	0	0	0	0	0	0	0	0	2	0.0
Sam Reinhart	2	0	0	0	-3	0	0	0	0	0	5	0.0
Lawrence Pilut	1	0	0	0	0	2	0	0	0	0	0	0.0
Rasmus Dahlin	2	0	0	0	-4	0	0	0	0	0	2	0.0
Zemgus Girgensons	2	0	0	0	-1	0	0	0	0	0	0	0.0
Remi Elie	1	0	0	0	0	0	0	0	0	0	0	0.0

Chicago Blackhawks | HEAD-TO-HEAD STATS

Player	GP	G	A	P	+/-	PIM	PP	SH	GW	EN	S	%
Patrick Kane	2	2	4	6	4	0	0	0	0	1	8	25.0
Drake Cagggiula	1	1	2	3	1	0	0	0	0	0	3	33.3
Jonathan Toews	2	0	3	3	2	4	0	0	0	0	4	0.0
Duncan Keith	2	2	0	2	2	2	0	0	0	0	5	40.0
Artem Anisimov	2	2	0	2	2	2	0	0	0	0	4	50.0
Brandon Saad	2	2	0	2	3	0	0	1	0	8	25.0	
Connor Murphy	2	1	0	1	4	2	0	0	0	9	11.1	
Brendan Perlini	1	1	0	1	0	0	0	0	0	6	16.7	
Brent Seabrook	2	0	1	1	2	0	0	0	0	4	0.0	
Alex DeBrincat	2	0	1	1	-1	0	0	0	0	2	0.0	
Marcus Kruger	2	0	1	1	2	0	0	0	0	5	0.0	
Dominik Kahun	2	0	1	1	2	0	0	0	0	2	0.0	
Gustav Forsling	1	0	1	1	-1	0	0	0	0	0	0	0.0
Erik Gustafsson	2	0	1	1	-1	2	0	0	0	4	0.0	
David Kampf	2	0	1	1	2	2	0	0	0	1	0.0	
Slater Koekoek	1	0	1	1	1	0	0	0	0	1	0.0	
Chris Kunitz	2	0	0	0	0	0	0	0	0	1	0.0	
Dylan Strome	2	0	0	0	-2	0	0	0	0	3	0.0	
John Hayden	2	0	0	0	-1	0	0	0	0	1	0.0	
Carl Dahlstrom	2	0	0	0	4	0	0	0	0	4	0.0	

Power Play: 1 - 5 (20%) Penalty Killing: 7 - 7 (100%)

Goaltender	GP	Min	GA	GAA	SO	W	L	OT	SA	SV%
Linus Ullmark	1	19	2	6.20	0	0	0	0	7	.714
Carter Hutton	2	105	8	4.58	0	0	1	1	67	.881

Power Play: 0 - 7 (0%) Penalty Killing: 4 - 5 (80%)

Goaltender	GP	Min	GA	GAA	SO	W	L	OT	SA	SV%
Cam Ward	1	60	3	3.00	0	1	0	0	43	.930
Corey Crawford	1	65	4	3.72	0	1	0	0	39	.897



vs. Colorado Avalanche



SEASON IN REVIEW

@ Buffalo	AVALANCHE	SABRES	ATTENDANCE	GOALTENDERS	WINNING GOAL
Oct 11, 2018	6	1	15,396	Semyon Varlamov / Carter Hutton	Colin Wilson

@ Colorado	AVALANCHE	SABRES	ATTENDANCE	GOALTENDERS	WINNING GOAL
Mar 9, 2019	3	0	18,052	Philipp Grubauer / Carter Hutton	Nathan MacKinnon

Buffalo Sabres | HEAD-TO-HEAD STATS

Player	GP	G	A	P	+/-	PIM	PP	SH	GW	EN	S	%
Nathan Beaulieu	1	1	0	1	1	2	0	0	0	0	2	50.0
Rasmus Dahlin	2	0	1	1	-2	2	0	0	0	0	2	0.0
Zach Bogosian	1	0	0	0	0	0	0	0	0	0	0	0.0
Marco Scandella	2	0	0	0	-3	0	0	0	0	0	2	0.0
Casey Nelson	2	0	0	0	0	0	0	0	0	0	2	0.0
Jack Eichel	2	0	0	0	-3	2	0	0	0	0	7	0.0
Patrik Berglund	1	0	0	0	-1	0	0	0	0	0	2	0.0
Vladimir Sobotka	1	0	0	0	-1	0	0	0	0	0	1	0.0
Jake McCabe	1	0	0	0	-2	2	0	0	0	0	0	0.0
Scott Wilson	1	0	0	0	0	0	0	0	0	0	2	0.0
Brandon Montour	1	0	0	0	-1	0	0	0	0	0	2	0.0
Kyle Okposo	2	0	0	0	-1	0	0	0	0	0	3	0.0
Johan Larsson	2	0	0	0	-2	4	0	0	0	0	0	0.0
Sam Reinhart	2	0	0	0	-3	2	0	0	0	0	5	0.0
Zemgus Girgensons	2	0	0	0	-2	0	0	0	0	0	1	0.0
Jason Pominville	2	0	0	0	-2	0	0	0	0	0	2	0.0
Casey Mittelstadt	2	0	0	0	0	0	0	0	0	0	2	0.0
Conor Sheary	2	0	0	0	-1	0	0	0	0	0	1	0.0
Jeff Skinner	2	0	0	0	-1	2	0	0	0	0	2	0.0
Rasmus Ristolainen	2	0	0	0	-3	0	0	0	0	0	7	0.0
Evan Rodrigues	2	0	0	0	0	0	0	0	0	0	1	0.0
Tage Thompson	1	0	0	0	1	0	0	0	0	0	3	0.0

Colorado Avalanche | HEAD-TO-HEAD STATS

Player	GP	G	A	P	+/-	PIM	PP	SH	GW	EN	S	%
Nathan MacKinnon	2	3	2	5	4	2	0	0	1	0	7	42.9
Mikko Rantanen	2	1	3	4	2	2	1	0	0	0	3	33.3
Tyson Barrie	2	0	3	3	2	0	0	0	0	0	4	0.0
Gabriel Bourque	2	1	1	2	3	0	0	0	0	1	3	33.3
Alexander Kerfoot	2	1	0	1	1	4	0	0	0	0	4	25.0
Tyson Jost	2	1	0	1	1	0	1	0	0	0	8	12.5
Colin Wilson	2	1	0	1	0	0	1	0	1	0	6	16.7
Carl Soderberg	2	1	0	1	1	0	0	0	0	0	5	20.0
Erik Johnson	2	0	1	1	3	0	0	0	0	0	4	0.0
J.T. Compher	2	0	1	1	0	2	0	0	0	0	6	0.0
Samuel Girard	2	0	1	1	3	0	0	0	0	0	5	0.0
Sven Andrighetto	1	0	0	0	1	0	0	0	0	0	2	0.0
Derick Brassard	1	0	0	0	0	0	0	0	0	0	5	0.0
Matt Calvert	2	0	0	0	0	2	0	0	0	0	2	0.0
Patrik Nemeth	2	0	0	0	1	0	0	0	0	0	0	0.0
Nikita Zadorov	2	0	0	0	0	4	0	0	0	0	2	0.0
Andrew Agozzino	1	0	0	0	0	0	0	0	0	0	0	0.0
Ian Cole	2	0	0	0	0	0	0	0	0	0	3	0.0
Matt Nieto	1	0	0	0	1	0	0	0	0	0	0	0.0
Vladislav Kamenev	1	0	0	0	0	2	0	0	0	0	0	0.0
Gabriel Landeskog	1	0	0	0	2	0	0	0	0	0	4	0.0

Power Play: 0 - 8 (0%) Penalty Killing: 4 - 7 (57.1%)

Goaltender	GP	Min	GA	GAA	SO	W	L	OT	SA	SV%
Carter Hutton	2	119	8	4.04	0	0	2	0	72	.889

Power Play: 3 - 7 (42.9%) Penalty Killing: 8 - 8 (100%)

Goaltender	GP	Min	GA	GAA	SO	W	L	OT	SA	SV%
Semyon Varlamov	1	60	1	1.00	0	1	0	0	31	.968
Philipp Grubauer	1	60	0	0.00	1	1	0	0	18	1.000



vs. Columbus Blue Jackets



SEASON IN REVIEW

@ Buffalo	BLUE JACKETS	SABRES	ATTENDANCE	GOALTENDERS	WINNING GOAL
Mar 31, 2019	4	0	17,990	Sergei Bobrovsky / Linus Ullmark	Pierre-Luc Dubois

@ Columbus	BLUE JACKETS	SABRES	ATTENDANCE	GOALTENDERS	WINNING GOAL
Oct 27, 2018	5 (OT)	4	15,642	Joonas Korpisalo / Linus Ullmark	Artemi Panarin
Jan 29, 2019	4	5	15,615	Carter Hutton / Sergei Bobrovsky	Conor Sheary

Buffalo Sabres | HEAD-TO-HEAD STATS

Player	GP	G	A	P	+/-	PIM	PP	SH	GW	EN	S	%
Jeff Skinner	3	2	1	3	3	0	0	0	0	0	7	28.6
Jack Eichel	3	0	3	3	0	0	0	0	0	0	16	0.0
Jake McCabe	3	0	3	3	-2	0	0	0	0	0	4	0.0
Jason Pominville	2	1	1	2	2	0	0	0	0	0	6	16.7
Casey Mittelstadt	3	1	1	2	0	0	1	0	0	0	6	16.7
Conor Sheary	3	1	1	2	-1	2	0	0	1	0	4	25.0
Evan Rodrigues	2	1	1	2	1	0	0	0	0	0	5	20.0
Tage Thompson	2	1	1	2	-1	2	0	0	0	0	4	25.0
Zach Bogosian	2	0	2	2	4	0	0	0	0	0	2	0.0
Rasmus Dahlin	3	0	2	2	3	2	0	0	0	0	4	0.0
Kyle Okposo	3	1	0	1	-2	2	0	0	0	0	7	14.3
Sam Reinhart	3	1	0	1	-1	0	0	0	0	0	12	8.3
Casey Nelson	2	0	1	1	-2	0	0	0	0	0	3	0.0
Rasmus Ristolainen	2	0	1	1	-3	2	0	0	0	0	8	0.0
Brandon Montour	1	0	0	0	-1	0	0	0	0	0	7	0.0
Marco Scandella	2	0	0	0	-1	0	0	0	0	0	2	0.0
Patrik Berglund	1	0	0	0	0	0	0	0	0	0	2	0.0
Vladimir Sobotka	2	0	0	0	0	0	0	0	0	0	0	0.0
Scott Wilson	1	0	0	0	-1	0	0	0	0	0	1	0.0
Johan Larsson	3	0	0	0	-5	0	0	0	0	0	1	0.0
Lawrence Pilut	1	0	0	0	-3	0	0	0	0	0	1	0.0
Zemgus Girgensons	3	0	0	0	-4	2	0	0	0	0	5	0.0
William Borgen	1	0	0	0	-1	0	0	0	0	0	1	0.0
Victor Olofsson	1	0	0	0	0	2	0	0	0	0	1	0.0
Matt Hunwick	1	0	0	0	-1	0	0	0	0	0	1	0.0
Alexander Nylander	1	0	0	0	-2	0	0	0	0	0	0	0.0

Power Play: 1 - 8 (12.5%) Penalty Killing: 6 - 7 (85.7%)

Goaltender	GP	Min	GA	GAA	SO	W	L	OT	SA	SV%
Carter Hutton	1	60	4	4.02	0	1	0	0	37	.892
Linus Ullmark	2	120	9	4.48	0	0	1	1	73	.877

Columbus Blue Jackets | HEAD-TO-HEAD STATS

Player	GP	G	A	P	+/-	PIM	PP	SH	GW	EN	S	%
Pierre-Luc Dubois	3	3	5	8	4	0	0	0	1	0	8	37.5
Cam Atkinson	3	3	2	5	2	0	0	0	0	0	18	16.7
Artemi Panarin	3	2	3	5	2	2	0	0	1	0	10	20.0
Nick Foligno	3	2	2	4	4	0	1	0	0	0	8	25.0
Josh Anderson	3	1	1	2	5	0	0	0	0	0	7	14.3
Scott Harrington	3	0	2	2	1	0	0	0	0	0	2	0.0
Zach Werenski	3	0	2	2	5	2	0	0	0	0	5	0.0
Ryan Murray	2	0	2	2	-2	0	0	0	0	0	4	0.0
Ryan Dzingel	1	0	2	2	3	0	0	0	0	0	3	0.0
Anthony Duclair	2	0	0	0	-1	0	0	0	0	0	4	0.0
Brandon Dubinsky	2	1	0	1	-2	0	0	0	0	0	2	50.0
Oliver Bjorkstrand	3	1	0	1	0	0	0	0	0	0	10	10.0
Seth Jones	3	0	1	1	5	2	0	0	0	0	7	0.0
Riley Nash	3	0	1	1	-2	0	0	0	0	0	5	0.0
Matt Duchene	1	0	0	0	0	0	0	0	0	0	1	0.0
Alexander Wennberg	3	0	0	0	0	0	0	0	0	0	2	0.0
Dean Kukan	1	0	0	0	0	2	0	0	0	0	1	0.0
Markus Hannikainen	2	0	0	0	-2	0	0	0	0	0	0	0.0
Boone Jenner	2	0	0	0	0	0	0	0	0	0	5	0.0
Lukas Sedlak	2	0	0	0	0	2	0	0	0	0	3	0.0
David Savard	3	0	0	0	0	4	0	0	0	0	4	0.0
Markus Nutivaara	3	0	0	0	-3	0	0	0	0	0	1	0.0

Power Play: 1 - 7 (14.3%) Penalty Killing: 7 - 8 (87.5%)

Goaltender	GP	Min	GA	GAA	SO	W	L	OT	SA	SV%
Joonas Korpisalo	1	61	4	3.97	0	1	0	0	38	.895
Sergei Bobrovsky	2	118	5	2.54	1	1	1	0	72	.931



vs. Dallas Stars



SEASON IN REVIEW

@ Buffalo	STARS	SABRES	ATTENDANCE	GOALTENDERS	WINNING GOAL
Mar 12, 2019	2	0	17,830	Ben Bishop / Linus Ullmark	Roope Hintz

@ Dallas	STARS	SABRES	ATTENDANCE	GOALTENDERS	WINNING GOAL
Jan 30, 2019	1	0	17,986	Ben Bishop / Linus Ullmark	Jamie Benn

Buffalo Sabres | HEAD-TO-HEAD STATS

Player	GP	G	A	P	+/-	PIM	PP	SH	GW	EN	S	%
Brandon Montour	1	0	0	0	0	0	0	0	0	0	3	0.0
Zach Bogosian	2	0	0	0	-2	2	0	0	0	0	3	0.0
Marco Scandella	2	0	0	0	0	2	0	0	0	0	7	0.0
Jack Eichel	1	0	0	0	-1	0	0	0	0	0	2	0.0
Vladimir Sobotka	2	0	0	0	0	2	0	0	0	0	0	0.0
Jake McCabe	1	0	0	0	0	2	0	0	0	0	1	0.0
Scott Wilson	1	0	0	0	0	0	0	0	0	0	1	0.0
Kyle Okposo	2	0	0	0	0	0	0	0	0	0	2	0.0
Johan Larsson	2	0	0	0	0	0	0	0	0	0	1	0.0
Sam Reinhart	2	0	0	0	-1	0	0	0	0	0	1	0.0
Rasmus Dahlin	2	0	0	0	-2	0	0	0	0	0	3	0.0
Zemgus Girgensons	1	0	0	0	0	0	0	0	0	0	3	0.0
Jason Pominville	1	0	0	0	-1	0	0	0	0	0	1	0.0
Casey Mittelstadt	2	0	0	0	-1	0	0	0	0	0	3	0.0
Conor Sheary	2	0	0	0	-1	0	0	0	0	0	4	0.0
Matt Hunwick	1	0	0	0	0	0	0	0	0	0	2	0.0
Jeff Skinner	2	0	0	0	0	0	0	0	0	0	5	0.0
Rasmus Ristolainen	2	0	0	0	0	0	0	0	0	0	9	0.0
Evan Rodrigues	2	0	0	0	0	0	0	0	0	0	7	0.0
Tage Thompson	2	0	0	0	0	0	0	0	0	0	5	0.0
Remi Elie	1	0	0	0	-1	0	0	0	0	0	0	0.0
Nathan Beaulieu	1	0	0	0	0	0	0	0	0	0	1	0.0
Alexander Nylander	1	0	0	0	0	0	0	0	0	0	1	0.0

Power Play: 0 - 4 (0%) Penalty Killing: 3 - 4 (75%)

Goaltender	GP	Min	GA	GAA	SO	W	L	OT	SA	SV%
Linus Ullmark	2	116	3	1.55	0	0	2	0	54	.944

Dallas Stars | HEAD-TO-HEAD STATS

Player	GP	G	A	P	+/-	PIM	PP	SH	GW	EN	S	%
Roope Hintz	2	2	0	2	1	0	1	0	1	0	5	40.0
Jamie Benn	2	1	0	1	1	0	0	0	1	0	7	14.3
John Klingberg	2	0	1	1	0	0	0	0	0	0	3	0.0
Blake Comeau	2	0	1	1	1	0	0	0	0	0	5	0.0
Jason Dickinson	2	0	1	1	1	0	0	0	0	0	1	0.0
Taylor Fedun	1	0	1	1	1	0	0	0	0	0	0	0.0
Tyler Seguin	2	0	1	1	0	0	0	0	0	0	6	0.0
Jamie Oleksiak	2	0	0	0	1	0	0	0	0	0	2	0.0
Miro Heiskanen	2	0	0	0	0	0	0	0	0	0	3	0.0
Radek Faska	2	0	0	0	1	0	0	0	0	0	1	0.0
Mattias Janmark	2	0	0	0	0	0	0	0	0	0	3	0.0
Andrew Cogliano	2	0	0	0	0	2	0	0	0	0	2	0.0
Ben Lovejoy	1	0	0	0	0	0	0	0	0	0	1	0.0
Esa Lindell	2	0	0	0	1	0	0	0	0	0	2	0.0
Brett Ritchie	1	0	0	0	0	0	0	0	0	0	1	0.0
Denis Curianov	1	0	0	0	0	0	0	0	0	0	1	0.0
Joel L'Esperance	1	0	0	0	0	2	0	0	0	0	1	0.0
Valeri Nichushkin	1	0	0	0	1	0	0	0	0	0	1	0.0
Roman Polak	2	0	0	0	1	0	0	0	0	0	0	0.0
Alexander Radulov	2	0	0	0	0	4	0	0	0	0	5	0.0
Jason Spezza	2	0	0	0	0	0	0	0	0	0	4	0.0

Power Play: 1 - 4 (25%) Penalty Killing: 4 - 4 (100%)

Goaltender	GP	Min	GA	GAA	SO	W	L	OT	SA	SV%
Ben Bishop	2	120	0	0.00	2	2	0	0	65	1.000



vs. Detroit Red Wings



SEASON IN REVIEW

@ Buffalo	RED WINGS	SABRES	ATTENDANCE	GOALTENDERS	WINNING GOAL
Feb 9, 2019	1	3	19,070	Linus Ullmark / Jimmy Howard	Casey Mittelstadt
Mar 28, 2019	5 (OT)	4	16,236	Jimmy Howard / Linus Ullmark	Tyler Bertuzzi

@ Detroit	RED WINGS	SABRES	ATTENDANCE	GOALTENDERS	WINNING GOAL
Nov 24, 2018	2	3 (SO)	19,515	Linus Ullmark / Jimmy Howard	Sam Reinhart
Apr 6, 2019	1	7	19,515	Linus Ullmark / Jimmy Howard	Rasmus Dahlin

Buffalo Sabres | HEAD-TO-HEAD STATS

Player	GP	G	A	P	+/-	PIM	PP	SH	GW	EN	S	%
Jack Eichel	4	1	4	5	0	0	0	0	0	0	12	8.3
Jeff Skinner	4	3	1	4	2	4	1	0	0	0	13	23.1
Rasmus Dahlin	4	1	3	4	-1	2	1	0	1	0	5	20.0
Rasmus Ristolainen	3	0	4	4	2	2	0	0	0	0	6	0.0
Kyle Okposo	4	2	1	3	2	0	2	0	0	0	4	50.0
Casey Mittelstadt	4	2	1	3	3	0	1	0	1	0	8	25.0
Conor Sheary	4	2	0	2	0	0	0	0	0	0	7	28.6
Sam Reinhart	4	1	1	2	1	4	0	0	0	0	11	9.1
Zemgus Girgensons	3	1	1	2	2	2	0	0	0	0	3	33.3
Brandon Montour	2	1	1	2	1	0	1	0	0	0	8	12.5
Jason Pominville	4	0	2	2	2	0	0	0	0	0	9	0.0
Marco Scandella	3	1	0	1	1	4	0	0	0	0	2	50.0
Tage Thompson	2	1	0	1	0	2	1	0	0	0	6	16.7
Zach Bogosian	2	0	1	1	-1	0	0	0	0	0	3	0.0
Casey Nelson	3	0	1	1	4	0	0	0	0	0	1	0.0
Scott Wilson	1	0	1	1	1	0	0	0	0	0	2	0.0
Johan Larsson	4	0	1	1	1	2	0	0	0	0	8	0.0
Victor Olofsson	2	0	1	1	0	0	0	0	0	0	8	0.0
Evan Rodrigues	3	0	1	1	1	0	0	0	0	0	3	0.0
Vladimir Sobotka	3	0	0	0	-2	0	0	0	0	0	1	0.0
Jake McCabe	3	0	0	0	-1	4	0	0	0	0	3	0.0
Lawrence Pilut	3	0	0	0	3	2	0	0	0	0	2	0.0
William Borgen	1	0	0	0	-2	0	0	0	0	0	1	0.0
Remi Elie	1	0	0	0	0	0	0	0	0	0	2	0.0
Alexander Nylander	1	0	0	0	-2	0	0	0	0	0	4	0.0

Detroit Red Wings | HEAD-TO-HEAD STATS

Player	GP	G	A	P	+/-	PIM	PP	SH	GW	EN	S	%
Anthony Mantha	4	2	4	6	2	0	1	0	0	0	11	18.2
Dylan Larkin	4	4	0	4	2	2	1	0	0	0	31	12.9
Tyler Bertuzzi	3	2	2	4	1	0	1	0	1	0	6	33.3
Filip Hronek	2	1	2	3	-1	0	0	0	0	0	6	16.7
Andreas Athanasiou	4	2	2	2	-3	0	0	0	0	0	9	0.0
Justin Abdelkader	2	0	1	1	0	2	0	0	0	0	4	0.0
Mike Green	2	0	1	1	1	0	0	0	0	0	4	0.0
Thomas Vanek	2	0	1	1	0	2	0	0	0	0	2	0.0
Taro Hirose	2	0	1	1	-1	0	0	0	0	0	2	0.0
Niklas Kronwall	4	0	1	1	-4	2	0	0	0	0	5	0.0
Danny DeKeyser	3	0	1	1	1	2	0	0	0	0	5	0.0
Madison Bowey	2	0	1	1	-2	0	0	0	0	0	0	0.0
Joe Hicketts	1	0	0	0	-2	0	0	0	0	0	1	0.0
Nick Jensen	2	0	0	0	0	0	0	0	0	0	3	0.0
Gustav Nyquist	2	0	0	0	0	0	0	0	0	0	1	0.0
Dylan McIlrath	2	0	0	0	0	0	0	0	0	0	2	0.0
Dennis Cholowski	2	0	0	0	0	0	0	0	0	0	5	0.0
Dominic Turgeon	1	0	0	0	-1	0	0	0	0	0	1	0.0
Michael Rasmussen	2	0	0	0	0	2	0	0	0	0	3	0.0
Luke Witkowski	2	0	0	0	-2	2	0	0	0	0	0	0.0
Luke Glendening	3	0	0	0	0	0	0	0	0	0	3	0.0
Martin Frk	1	0	0	0	-1	0	0	0	0	0	1	0.0
Darren Helm	3	0	0	0	-1	2	0	0	0	0	6	0.0
Frans Nielsen	3	0	0	0	0	0	0	0	0	0	2	0.0
Jonathan Ericsson	2	0	0	0	0	0	0	0	0	0	0	0.0
Matt Puempel	2	0	0	0	-2	2	0	0	0	0	4	0.0
Ryan Kuffner	2	0	0	0	-2	0	0	0	0	0	2	0.0
Jacob de la Rose	2	0	0	0	0	0	0	0	0	0	2	0.0
Christoffer Ehn	4	0	0	0	-2	0	0	0	0	0	0	0.0
Trevor Daley	1	0	0	0	1	2	0	0	0	0	1	0.0
Jake Chelios	1	0	0	0	-1	2	0	0	0	0	2	0.0

Power Play: 7 - 12 (58.3%) Penalty Killing: 11 - 14 (78.6%)

Goaltender	GP	Min	GA	GAA	SO	W	L	OT	SA	SV%
Linus Ullmark	4	247	9	2.18	0	3	0	1	124	.927

Power Play: 3 - 14 (21.4%) Penalty Killing: 5 - 12 (41.7%)

Goaltender	GP	Min	GA	GAA	SO	W	L	OT	SA	SV%
Jimmy Howard	4	217	14	3.87	0	1	2	1	121	.884
Kaden Fulcher	1	27	2	4.41	0	0	0	0	11	.818



vs. Edmonton Oilers



SEASON IN REVIEW

@ Buffalo	OILERS	SABRES	ATTENDANCE	GOALTENDERS	WINNING GOAL
Mar 4, 2019	4	3	17,775	Mikko Koskinen / Linus Ullmark	Kyle Brodziak

@ Edmonton	OILERS	SABRES	ATTENDANCE	GOALTENDERS	WINNING GOAL
Jan 14, 2019	7	2	18,347	Mikko Koskinen / Carter Hutton	Zack Kassian

Buffalo Sabres | HEAD-TO-HEAD STATS

Player	GP	G	A	P	+/-	PIM	PP	SH	GW	EN	S	%
Jack Eichel	2	2	0	2	-3	0	1	0	0	0	8	25.0
Casey Mittelstadt	2	2	0	2	-1	0	0	0	0	0	7	28.6
Rasmus Ristolainen	2	0	2	2	-3	0	0	0	0	0	5	0.0
Evan Rodrigues	2	1	0	1	0	0	0	0	0	0	3	33.3
Vladimir Sobotka	1	0	1	1	0	0	0	0	0	0	1	0.0
Scott Wilson	1	0	1	1	0	0	0	0	0	0	2	0.0
Rasmus Dahlin	2	0	1	1	-1	2	0	0	0	0	10	0.0
Jason Pominville	2	0	1	1	0	0	0	0	0	0	4	0.0
Conor Sheary	2	0	1	1	-1	0	0	0	0	0	2	0.0
Jeff Skinner	2	0	1	1	-3	2	0	0	0	0	8	0.0
Brandon Montour	1	0	0	0	0	0	0	0	0	0	2	0.0
Zach Bogosian	1	0	0	0	-1	0	0	0	0	0	2	0.0
Marco Scandella	2	0	0	0	-3	2	0	0	0	0	6	0.0
Casey Nelson	1	0	0	0	0	0	0	0	0	0	2	0.0
Jake McCabe	1	0	0	0	-2	0	0	0	0	0	0	0.0
Kyle Okposo	2	0	0	0	-1	0	0	0	0	0	4	0.0
Johan Larsson	2	0	0	0	-2	0	0	0	0	0	1	0.0
Sam Reinhart	2	0	0	0	-3	0	0	0	0	0	5	0.0
Zemgus Girgensons	2	0	0	0	-2	0	0	0	0	0	0	0.0
Matt Hunwick	1	0	0	0	0	0	0	0	0	0	1	0.0
Tage Thompson	2	0	0	0	-2	0	0	0	0	0	3	0.0
Nathan Beaulieu	1	0	0	0	-2	0	0	0	0	0	5	0.0

Edmonton Oilers | HEAD-TO-HEAD STATS

Player	GP	G	A	P	+/-	PIM	PP	SH	GW	EN	S	%
Connor McDavid	2	1	3	4	1	0	0	0	0	0	4	25.0
Zack Kassian	2	3	0	3	4	0	0	0	1	0	8	37.5
Milan Lucic	2	2	1	3	3	0	0	0	0	0	2	100.0
Leon Draisaitl	2	2	1	3	1	2	1	1	0	0	5	40.0
Darnell Nurse	2	1	2	3	3	0	0	0	0	0	4	25.0
Kyle Brodziak	2	1	1	2	2	0	0	0	1	0	1	100.0
Ryan Nugent-Hopkins	2	1	1	2	3	2	0	0	0	0	3	33.3
Adam Larsson	2	0	2	2	2	0	0	0	0	0	6	0.0
Tobias Rieder	2	0	2	2	2	0	0	0	0	0	0	0.0
Kris Russell	2	0	1	1	2	0	0	0	0	0	0	0.0
Caleb Jones	1	0	1	1	1	0	0	0	0	0	3	0.0
Sam Gagner	1	0	1	1	0	0	0	0	0	0	1	0.0
Ryan Spooner	1	0	0	0	0	0	0	0	0	0	0	0.0
Andrej Sekera	1	0	0	0	1	0	0	0	0	0	2	0.0
Ty Rattie	2	0	0	0	-2	0	0	0	0	0	1	0.0
Colby Cave	1	0	0	0	0	0	0	0	0	0	1	0.0
Jujhar Khaira	1	0	0	0	0	2	0	0	0	0	3	0.0
Brandon Manning	1	0	0	0	1	0	0	0	0	0	0	0.0
Alex Chiasson	2	0	0	0	2	2	0	0	0	0	3	0.0
Josh Currie	1	0	0	0	1	0	0	0	0	0	1	0.0
Oscar Klefbom	1	0	0	0	0	2	0	0	0	0	1	0.0
Matt Benning	2	0	0	0	2	4	0	0	0	0	3	0.0
Jesse Puljujarvi	1	0	0	0	0	0	0	0	0	0	0	0.0

Power Play: 1 - 7 (14.3%) Penalty Killing: 1 - 2 (50%)

Goaltender	GP	Min	GA	GAA	SO	W	L	OT	SA	SV%
Carter Hutton	2	43	5	7.00	0	0	1	0	19	.737
Linus Ullmark	2	75	6	4.79	0	0	1	0	33	.818

Power Play: 1 - 2 (50%) Penalty Killing: 6 - 7 (85.7%)

Goaltender	GP	Min	GA	GAA	SO	W	L	OT	SA	SV%
Mikko Koskinen	2	120	5	2.50	0	2	0	0	81	.938



vs. Florida Panthers



SEASON IN REVIEW

@ Buffalo	PANTHERS	SABRES	ATTENDANCE	GOALTENDERS	WINNING GOAL
Dec 18, 2018	5	2	17,602	Roberto Luongo / Carter Hutton	Evgenii Dadonov
Jan 3, 2019	3	4	18,551	Linus Ullmark / Roberto Luongo	Jeff Skinner

@ Florida	PANTHERS	SABRES	ATTENDANCE	GOALTENDERS	WINNING GOAL
Nov 30, 2018	3 (OT)	2	12,179	James Reimer / Linus Ullmark	Aleksander Barkov
Feb 19, 2019	4	2	10,340	James Reimer / Linus Ullmark	Aleksander Barkov

Buffalo Sabres | HEAD-TO-HEAD STATS

Player	GP	G	A	P	+/-	PIM	PP	SH	GW	EN	S	%
Sam Reinhart	4	2	5	7	-1	0	1	0	0	0	9	22.2
Jeff Skinner	4	4	2	6	-1	2	0	0	1	0	12	33.3
Jack Eichel	3	1	3	4	-4	2	1	0	0	0	12	8.3
Vladimir Sobotka	4	1	1	2	1	2	0	0	0	0	4	25.0
Rasmus Ristolainen	4	1	0	1	-4	6	0	0	0	0	10	10.0
Tage Thompson	4	1	0	1	0	2	0	0	0	0	10	10.0
Zach Bogosian	4	0	1	1	2	0	0	0	0	0	6	0.0
Johan Larsson	4	0	1	1	2	0	0	0	0	0	4	0.0
Lawrence Pilut	3	0	1	1	3	0	0	0	0	0	2	0.0
Zemgus Girgensons	3	0	1	1	1	5	0	0	0	0	1	0.0
Conor Sheary	3	0	1	1	0	0	0	0	0	0	10	0.0
Brendan Guhle	1	0	0	0	0	0	0	0	0	0	0	0.0
Marco Scandella	2	0	0	0	-1	0	0	0	0	0	2	0.0
Casey Nelson	1	0	0	0	1	2	0	0	0	0	1	0.0
Patrik Berglund	1	0	0	0	0	2	0	0	0	0	0	0.0
Jake McCabe	2	0	0	0	-1	0	0	0	0	0	6	0.0
Kyle Okposo	3	0	0	0	0	4	0	0	0	0	4	0.0
Rasmus Dahlin	4	0	0	0	-3	6	0	0	0	0	9	0.0
Jason Pominville	4	0	0	0	-3	0	0	0	0	0	3	0.0
Casey Mittelstadt	4	0	0	0	-1	0	0	0	0	0	8	0.0
Matt Hunwick	1	0	0	0	0	0	0	0	0	0	0	0.0
C.J. Smith	2	0	0	0	0	0	0	0	0	0	3	0.0
Evan Rodrigues	4	0	0	0	0	0	0	0	0	0	7	0.0
Remi Elie	1	0	0	0	0	0	0	0	0	0	0	0.0
Nathan Beaulieu	2	0	0	0	0	0	0	0	0	0	0	0.0

Florida Panthers | HEAD-TO-HEAD STATS

Player	GP	G	A	P	+/-	PIM	PP	SH	GW	EN	S	%
Aleksander Barkov	4	4	4	8	3	0	1	0	2	0	16	25.0
Jonathan Huberdeau	4	2	6	8	4	0	0	0	0	0	15	13.3
Evgenii Dadonov	4	3	2	5	2	0	1	0	1	1	20	15.0
Frank Vatrano	4	2	3	5	5	2	0	0	0	0	13	15.4
Keith Yandle	4	0	3	3	2	4	0	0	0	0	15	0.0
Jared McCann	3	1	1	2	-2	4	1	0	0	0	8	12.5
Aaron Ekblad	4	0	2	2	1	4	0	0	0	0	9	0.0
Mike Matheson	4	0	2	2	-3	2	0	0	0	0	6	0.0
Jayce Hawryluk	3	1	0	1	2	0	0	0	0	0	3	33.3
Troy Brouwer	4	1	0	1	-2	0	0	0	0	0	4	25.0
Mike Hoffman	4	1	0	1	-2	2	1	0	0	0	11	9.1
Colton Sceviour	2	0	1	1	1	0	0	0	0	0	4	0.0
Vincent Trocheck	1	0	1	1	1	2	0	0	0	0	5	0.0
Henrik Borgstrom	3	0	1	1	-1	0	0	0	0	0	3	0.0
Nick Bjugstad	1	0	0	0	0	2	0	0	0	0	1	0.0
Derick Brassard	1	0	0	0	-1	0	0	0	0	0	3	0.0
Josh Brown	1	0	0	0	-1	2	0	0	0	0	1	0.0
Ian McCoshen	1	0	0	0	0	0	0	0	0	0	2	0.0
Mark Pysyk	4	0	0	0	4	2	0	0	0	0	3	0.0
Alexander Petrovic	2	0	0	0	0	2	0	0	0	0	2	0.0
Riley Sheahan	1	0	0	0	-1	0	0	0	0	0	2	0.0
Micheal Haley	2	0	0	0	0	5	0	0	0	0	2	0.0
Bogdan Kiselevich	1	0	0	0	0	0	0	0	0	0	0	0.0
MacKenzie Weegar	3	0	0	0	0	0	0	0	0	0	4	0.0
Denis Malgin	3	0	0	0	-2	0	0	0	0	0	2	0.0
Dryden Hunt	1	0	0	0	0	0	0	0	0	0	1	0.0
Juho Lammikko	3	0	0	0	0	0	0	0	0	0	3	0.0

Power Play: 2 - 14 (14.3%) Penalty Killing: 10 - 14 (71.4%)

Goaltender	GP	Min	GA	GAA	SO	W	L	OT	SA	SV%
Linus Ullmark	3	182	10	3.29	0	1	1	1	122	.918
Carter Hutton	1	59	4	4.06	0	0	1	0	35	.886

Power Play: 4 - 14 (26.8%) Penalty Killing: 12 - 14 (85.7%)

Goaltender	GP	Min	GA	GAA	SO	W	L	OT	SA	SV%
James Reimer	2	122	4	1.96	0	2	0	0	58	.931
Roberto Luongo	2	117	6	3.08	0	1	1	0	65	.908



vs. Los Angeles Kings



SEASON IN REVIEW

@ Buffalo	KINGS	SABRES	ATTENDANCE	GOALTENDERS	WINNING GOAL
Dec 11, 2018	3	4 (OT)	17,897	Linus Ullmark / Cal Petersen	Jeff Skinner

@ Los Angeles	KINGS	SABRES	ATTENDANCE	GOALTENDERS	WINNING GOAL
Oct 20, 2018	1	5	18,230	Linus Ullmark / Jonathan Quick	Jeff Skinner

Buffalo Sabres | HEAD-TO-HEAD STATS

Player	GP	G	A	P	+/-	PIM	PP	SH	GW	EN	S	%
Jack Eichel	2	1	4	5	4	0	1	0	0	0	15	6.7
Jeff Skinner	2	4	0	4	3	2	1	0	2	1	6	66.7
Jason Pominville	2	1	2	3	3	0	0	0	0	0	3	33.3
Johan Larsson	2	1	1	2	3	0	0	0	0	0	3	33.3
Zemgus Girgensons	2	1	1	2	3	0	0	0	0	0	1	100.0
Rasmus Ristolainen	2	0	2	2	1	0	0	0	0	0	6	0.0
Evan Rodrigues	2	0	2	2	3	0	0	0	0	0	4	0.0
Zach Bogosian	2	1	0	1	1	10	0	0	0	0	4	25.0
Marco Scandella	1	0	1	1	2	2	0	0	0	0	1	0.0
Jake McCabe	1	0	1	1	2	2	0	0	0	0	0	0.0
Sam Reinhart	2	0	1	1	-1	2	0	0	0	0	5	0.0
Lawrence Pilut	1	0	1	1	0	0	0	0	0	0	1	0.0
Matt Tennyson	1	0	0	0	0	0	0	0	0	0	2	0.0
Casey Nelson	1	0	0	0	1	0	0	0	0	0	2	0.0
Patrik Berglund	1	0	0	0	1	0	0	0	0	0	1	0.0
Vladimir Sobotka	2	0	0	0	-1	2	0	0	0	0	0	0.0
Kyle Okposo	2	0	0	0	-2	6	0	0	0	0	2	0.0
Rasmus Dahlin	2	0	0	0	1	0	0	0	0	0	8	0.0
Casey Mittelstadt	2	0	0	0	-2	0	0	0	0	0	1	0.0
Conor Sheary	2	0	0	0	-2	0	0	0	0	0	3	0.0
Tage Thompson	1	0	0	0	0	0	0	0	0	0	2	0.0
Nathan Beaulieu	1	0	0	0	0	2	0	0	0	0	3	0.0

Los Angeles Kings | HEAD-TO-HEAD STATS

Player	GP	G	A	P	+/-	PIM	PP	SH	GW	EN	S	%
Jake Muzzin	2	1	1	2	0	2	0	0	0	0	4	25.0
Alex Iafallo	2	0	2	2	-1	0	0	0	0	0	6	0.0
Drew Doughty	2	1	0	1	-5	0	1	0	0	0	2	50.0
Adrian Kempe	2	1	0	1	-1	0	0	0	0	0	4	25.0
Matt Luff	1	1	0	1	-1	0	0	0	0	0	3	33.3
Anze Kopitar	2	0	1	1	-1	0	0	0	0	0	1	0.0
Brendan Leipsic	1	0	1	1	0	2	0	0	0	0	2	0.0
Derek Forbort	2	0	1	1	-2	2	0	0	0	0	1	0.0
Jeff Carter	2	0	1	1	-2	4	0	0	0	0	2	0.0
Oscar Fantenberg	2	0	0	0	1	4	0	0	0	0	1	0.0
Dion Phaneuf	2	0	0	0	0	4	0	0	0	0	4	0.0
Michael Amadio	1	0	0	0	0	0	0	0	0	0	1	0.0
Kyle Clifford	1	0	0	0	-1	5	0	0	0	0	0	0.0
Ilya Kovalchuk	1	0	0	0	-2	0	0	0	0	0	2	0.0
Nikita Scherbak	1	0	0	0	0	0	0	0	0	0	1	0.0
Trevor Lewis	1	0	0	0	-1	0	0	0	0	0	2	0.0
Dustin Brown	1	0	0	0	1	0	0	0	0	0	5	0.0
Alec Martinez	1	0	0	0	-1	0	0	0	0	0	1	0.0
Sheldon Rempal	1	0	0	0	-1	0	0	0	0	0	0	0.0
Austin Wagner	2	0	0	0	-2	0	0	0	0	0	0	0.0
Sean Walker	1	0	0	0	0	0	0	0	0	0	1	0.0
Nate Thompson	2	0	0	0	-1	7	0	0	0	0	0	0.0
Tyler Toffoli	2	0	0	0	-1	0	0	0	0	0	5	0.0
Tanner Pearson	1	0	0	0	0	0	0	0	0	0	1	0.0

Power Play: 2 - 9 (22.2%) Penalty Killing: 6 - 7 (85.7%)

Goaltender	GP	Min	GA	GAA	SO	W	L	OT	SA	SV%
Linus Ullmark	2	122	4	1.97	0	2	0	0	49	.918

Power Play: 1 - 7 (14.3%) Penalty Killing: 7 - 9 (77.8%)

Goaltender	GP	Min	GA	GAA	SO	W	L	OT	SA	SV%
Calvin Petersen	1	62	4	3.90	0	0	0	1	47	.915
Jonathan Quick	1	55	4	4.34	0	0	1	0	25	.840



vs. Minnesota Wild



SEASON IN REVIEW

@ Buffalo	WILD	SABRES	ATTENDANCE	GOALTENDERS	WINNING GOAL
Feb 5, 2019	4	5 (SO)	16,847	Linus Ullmark / Devan Dubnyk	Sam Reinhart

@ Minnesota	WILD	SABRES	ATTENDANCE	GOALTENDERS	WINNING GOAL
Nov 17, 2018	2	3	18,947	Linus Ullmark / Devan Dubnyk	Jason Pominville

Buffalo Sabres | HEAD-TO-HEAD STATS

Player	GP	G	A	P	+/-	PIM	PP	SH	GW	EN	S	%
Jack Eichel	2	0	4	4	1	2	0	0	0	0	14	0.0
Rasmus Dahlin	2	2	1	3	2	2	1	0	0	0	6	33.3
Jake McCabe	2	1	2	3	2	0	0	0	0	0	5	20.0
Sam Reinhart	2	1	1	2	-1	2	0	0	0	0	4	25.0
Jason Pominville	2	1	1	2	2	0	0	0	1	0	3	33.3
C.J. Smith	1	1	0	1	-1	0	0	0	0	0	3	33.3
Evan Rodrigues	1	1	0	1	-1	0	1	0	0	0	2	50.0
Kyle Okposo	2	0	1	1	1	0	0	0	0	0	0	0.0
Casey Mittelstadt	2	0	1	1	0	0	0	0	0	0	3	0.0
Rasmus Ristolainen	2	0	1	1	-1	0	0	0	0	0	1	0.0
Zach Bogosian	2	0	0	0	-3	2	0	0	0	0	2	0.0
Marco Scandella	2	0	0	0	2	0	0	0	0	0	3	0.0
Casey Nelson	1	0	0	0	0	0	0	0	0	0	0	0.0
Patrik Berglund	1	0	0	0	0	0	0	0	0	0	1	0.0
Vladimir Sobotka	2	0	0	0	-1	2	0	0	0	0	3	0.0
Johan Larsson	1	0	0	0	0	0	0	0	0	0	3	0.0
Lawrence Pilut	1	0	0	0	-2	0	0	0	0	0	2	0.0
Zemgus Girgensons	2	0	0	0	-2	0	0	0	0	0	4	0.0
Conor Sheary	2	0	0	0	1	0	0	0	0	0	2	0.0
Jeff Skinner	2	0	0	0	1	0	0	0	0	0	5	0.0
Tage Thompson	2	0	0	0	0	2	0	0	0	0	2	0.0

Minnesota Wild | HEAD-TO-HEAD STATS

Player	GP	G	A	P	+/-	PIM	PP	SH	GW	EN	S	%
Zach Parise	2	2	0	2	1	0	0	0	0	0	13	15.4
Jared Spurgeon	2	2	0	2	2	0	0	0	0	0	5	40.0
Charlie Coyle	2	1	1	2	3	0	0	0	0	0	10	10.0
Luke Kunin	1	0	2	2	1	0	0	0	0	0	2	0.0
Ryan Suter	2	0	2	2	3	0	0	0	0	0	2	0.0
Matt Dumba	1	1	0	1	0	0	1	0	0	0	4	25.0
Nino Niederreiter	1	0	1	1	0	0	0	0	0	0	4	0.0
Mikko Koivu	2	0	1	1	-2	2	0	0	0	0	1	0.0
Jason Zucker	2	0	1	1	1	0	0	0	0	0	6	0.0
Greg Pateryn	2	0	1	1	-2	0	0	0	0	0	3	0.0
Mikael Granlund	2	0	1	1	2	0	0	0	0	0	10	0.0
Anthony Bitetto	1	0	0	0	-1	0	0	0	0	0	1	0.0
Eric Staal	2	0	0	0	1	0	0	0	0	0	2	0.0
Matt Hendricks	2	0	0	0	-1	2	0	0	0	0	1	0.0
Marcus Foligno	2	0	0	0	-2	0	0	0	0	0	2	0.0
Jordan Greenway	2	0	0	0	-1	0	0	0	0	0	6	0.0
Eric Fehr	1	0	0	0	0	0	0	0	0	0	1	0.0
J.T. Brown	1	0	0	0	-1	0	0	0	0	0	2	0.0
Jonas Brodin	2	0	0	0	-1	2	0	0	0	0	4	0.0
Nick Seeler	1	0	0	0	-1	0	0	0	0	0	1	0.0
Kyle Rau	1	0	0	0	0	0	0	0	0	0	1	0.0
Victor Rask	1	0	0	0	-1	0	0	0	0	0	1	0.0
Brad Hunt	1	0	0	0	0	0	0	0	0	0	2	0.0

Power Play: 2 - 3 (66.7%) Penalty Killing: 5 - 6 (83.3%)

Goaltender	GP	Min	GA	GAA	SO	W	L	OT	SA	SV%
Linus Ullmark	2	125	6	2.88	0	2	0	0	84	.929

Power Play: 1 - 6 (16.7%) Penalty Killing: 1 - 3 (33.3%)

Goaltender	GP	Min	GA	GAA	SO	W	L	OT	SA	SV%
Devan Dubnyk	2	123	7	3.42	0	0	1	1	68	.897





vs. Montreal Canadiens



SEASON IN REVIEW

@ Buffalo	CANADIENS	SABRES	ATTENDANCE	GOALTENDERS	WINNING GOAL
Oct 25, 2018	3	4	16,112	Carter Hutton / Antti Niemi	Kyle Okposo
Nov 23, 2018	2	3 (OT)	19,070	Carter Hutton / Antti Niemi	Jeff Skinner

@ Montreal	CANADIENS	SABRES	ATTENDANCE	GOALTENDERS	WINNING GOAL
Nov 8, 2018	5	6 (OT)	20,488	Carter Hutton / Carey Price	Rasmus Ristolainen
Mar 23, 2019	7	4	21,302	Carey Price / Carter Hutton	Brendan Gallagher

Buffalo Sabres | HEAD-TO-HEAD STATS

Player	GP	G	A	P	+/-	PIM	PP	SH	GW	EN	S	%
Jeff Skinner	4	4	3	7	3	2	1	0	1	0	16	25.0
Jack Eichel	4	1	5	6	-2	0	0	0	0	0	12	8.3
Sam Reinhart	4	2	2	4	2	0	0	0	0	0	7	28.6
Casey Mittelstadt	4	1	3	4	-2	0	0	0	0	0	5	20.0
Jason Pominville	4	2	1	3	-1	2	1	0	0	0	11	18.2
Conor Sheary	4	1	2	3	-1	0	0	0	0	0	5	20.0
Jake McCabe	3	0	3	3	2	2	0	0	0	0	6	0.0
Rasmus Dahlin	4	0	3	3	0	0	0	0	0	0	5	0.0
Vladimir Sobotka	4	2	0	2	-1	0	0	0	0	0	6	33.3
Marco Scandella	4	1	1	2	-4	0	0	0	0	0	2	50.0
Evan Rodrigues	4	0	2	2	-2	0	0	0	0	0	11	0.0
Kyle Okposo	4	1	0	1	2	4	1	0	1	0	11	9.1
Rasmus Ristolainen	4	1	0	1	-2	4	0	0	1	0	11	9.1
Alexander Nylander	1	1	0	1	-1	0	1	0	0	0	1	100.0
Zach Bogosian	4	0	1	1	-4	2	0	0	0	0	7	0.0
Johan Larsson	4	0	1	1	-1	2	0	0	0	0	3	0.0
Brandon Montour	1	0	1	1	0	0	0	0	0	0	2	0.0
Casey Nelson	2	0	0	0	1	0	0	0	0	0	4	0.0
Patrik Berglund	2	0	0	0	-2	0	0	0	0	0	5	0.0
Zemgus Girgensons	4	0	0	0	-1	4	0	0	0	0	6	0.0
Tage Thompson	1	0	0	0	0	0	0	0	0	0	2	0.0
Nathan Beaulieu	2	0	0	0	2	0	0	0	0	0	2	0.0

Montreal Canadiens | HEAD-TO-HEAD STATS

Player	GP	G	A	P	+/-	PIM	PP	SH	GW	EN	S	%
Max Domi	4	3	5	8	3	2	1	0	0	0	12	25.0
Tomas Tatar	4	2	3	5	0	0	0	0	0	1	6	33.3
Brendan Gallagher	4	3	1	4	1	0	0	0	1	0	16	18.8
Andrew Shaw	4	3	1	4	-1	6	1	0	0	0	13	23.1
Phillip Danault	4	0	3	3	0	0	0	0	0	0	7	0.0
Nicolas Deslauriers	3	1	1	2	2	2	0	1	0	0	6	16.7
Artturi Lehkonen	4	1	1	2	0	2	0	0	0	0	7	14.3
Matthew Peca	3	1	1	2	1	0	0	0	0	0	4	25.0
Jonathan Drouin	4	1	1	2	0	0	0	0	0	0	11	9.1
Jeff Petry	4	0	2	2	-1	0	0	0	0	0	6	0.0
Joel Armia	2	1	0	1	-1	2	0	0	0	0	1	100.0
Paul Byron	2	1	0	1	2	0	0	0	0	0	3	33.3
Jordan Weal	1	0	1	1	1	0	0	0	0	0	1	0.0
Shea Weber	1	0	1	1	2	0	0	0	0	0	5	0.0
Kenny Agostino	2	0	1	1	-1	0	0	0	0	0	2	0.0
Jordie Benn	4	0	1	1	0	2	0	0	0	0	3	0.0
Jesper Kotkaniemi	4	0	1	1	-2	0	0	0	0	0	8	0.0
Brett Kulak	2	0	1	1	-1	0	0	0	0	0	5	0.0
David Schlemko	1	0	1	1	0	4	0	0	0	0	3	0.0
Nate Thompson	1	0	1	1	0	0	0	0	0	0	2	0.0
Mike Reilly	2	0	1	1	-1	0	0	0	0	0	2	0.0
Victor Mete	4	0	1	1	4	0	0	0	0	0	3	0.0
Xavier Ouellet	2	0	1	1	0	2	0	0	0	0	2	0.0
Karl Alzner	2	0	0	0	1	2	0	0	0	0	2	0.0
Christian Folin	1	0	0	0	1	2	0	0	0	0	1	0.0
Michael Chaput	1	0	0	0	0	0	0	0	0	0	2	0.0
Charles Hudon	1	0	0	0	1	0	0	0	0	0	3	0.0
Noah Juulsen	1	0	0	0	0	0	0	0	0	0	0	0.0

Power Play: 4 - 15 (26.7%) Penalty Killing: 9 - 11 (81.8%)

Goaltender	GP	Min	GA	GAA	SO	W	L	OT	SA	SV%
Carter Hutton	4	205	11	3.23	0	3	1	0	103	.893
Linus Ullmark	1	40	5	7.57	0	0	0	0	32	.844

Power Play: 2 - 11 (18.2%) Penalty Killing: 11 - 15 (73.3%)

Goaltender	GP	Min	GA	GAA	SO	W	L	OT	SA	SV%
Carey Price	2	122	10	4.94	0	1	0	1	58	.828
Antti Niemi	2	122	7	3.44	0	0	1	1	82	.915



vs. Nashville Predators



SEASON IN REVIEW

@ Buffalo	PREDATORS	SABRES	ATTENDANCE	GOALTENDERS	WINNING GOAL
Apr 2, 2019	3	2	16,569	Pekka Rinne / Carter Hutton	Ryan Johansen

@ Nashville	PREDATORS	SABRES	ATTENDANCE	GOALTENDERS	WINNING GOAL
Dec 3, 2018	2	1	17,311	Pekka Rinne / Carter Hutton	Kevin Fiala

Buffalo Sabres | HEAD-TO-HEAD STATS

Player	GP	G	A	P	+/-	PIM	PP	SH	GW	EN	S	%
Evan Rodrigues	2	0	2	2	2	0	0	0	0	0	5	0.0
Kyle Okposo	2	1	0	1	2	0	0	0	0	0	1	100.0
Sam Reinhart	2	1	0	1	0	0	0	0	0	0	6	16.7
Jeff Skinner	2	1	0	1	2	2	0	0	0	0	3	33.3
Brandon Montour	1	0	1	1	1	2	0	0	0	0	1	0.0
Rasmus Ristolainen	2	0	1	1	0	0	0	0	0	0	2	0.0
Zach Bogosian	1	0	0	0	0	0	0	0	0	0	1	0.0
Casey Nelson	2	0	0	0	-2	0	0	0	0	0	1	0.0
Jack Eichel	2	0	0	0	0	0	0	0	0	0	11	0.0
Patrik Berglund	1	0	0	0	-1	0	0	0	0	0	1	0.0
Vladimir Sobotka	1	0	0	0	0	0	0	0	0	0	1	0.0
Jake McCabe	1	0	0	0	1	0	0	0	0	0	1	0.0
Scott Wilson	1	0	0	0	-1	0	0	0	0	0	3	0.0
Johan Larsson	2	0	0	0	-2	0	0	0	0	0	0	0.0
Lawrence Pilut	2	0	0	0	0	0	0	0	0	0	0	0.0
Rasmus Dahlin	2	0	0	0	-2	0	0	0	0	0	4	0.0
Zemgus Girgensons	1	0	0	0	-1	0	0	0	0	0	0	0.0
Jason Pominville	1	0	0	0	-1	0	0	0	0	0	1	0.0
Casey Mittelstadt	2	0	0	0	-1	0	0	0	0	0	0	0.0
Victor Olofsson	1	0	0	0	0	0	0	0	0	0	3	0.0
Conor Sheary	1	0	0	0	-1	0	0	0	0	0	2	0.0
Tage Thompson	1	0	0	0	0	0	0	0	0	0	2	0.0
Remi Elie	1	0	0	0	0	0	0	0	0	0	1	0.0
Nathan Beaulieu	1	0	0	0	2	0	0	0	0	0	0	0.0
Alexander Nylander	1	0	0	0	-1	0	0	0	0	0	0	0.0

Power Play: 0 - 7 (0%) Penalty Killing: 2 - 3 (66.7%)

Goaltender	GP	Min	GA	GAA	SO	W	L	OT	SA	SV%
Carter Hutton	2	116	5	2.58	0	0	2	0	60	.917

Nashville Predators | HEAD-TO-HEAD STATS

Player	GP	G	A	P	+/-	PIM	PP	SH	GW	EN	S	%
Craig Smith	2	1	1	2	2	0	0	0	0	0	5	20.0
P.K. Subban	1	1	1	2	2	0	0	0	0	0	6	16.7
Ryan Johansen	2	1	1	2	0	2	0	0	1	0	1	100.0
Roman Josi	2	0	2	2	-2	0	0	0	0	0	7	0.0
Ryan Ellis	2	1	0	1	-3	0	1	0	0	0	3	33.3
Kevin Fiala	1	1	0	1	0	0	0	0	1	0	1	100.0
Kyle Turris	1	0	1	1	2	0	0	0	0	0	3	0.0
Mattias Ekholm	2	0	1	1	4	4	0	0	0	0	1	0.0
Viktor Arvidsson	1	0	1	1	1	0	0	0	0	0	3	0.0
Mikael Granlund	1	0	0	0	0	0	0	0	0	0	3	0.0
Dan Hamhuis	2	0	0	0	0	2	0	0	0	0	1	0.0
Yannick Weber	1	0	0	0	0	0	0	0	0	0	2	0.0
Filip Forsberg	1	0	0	0	1	0	0	0	0	0	4	0.0
Wayne Simmonds	1	0	0	0	0	0	0	0	0	0	0	0.0
Colton Sissons	2	0	0	0	0	0	0	0	0	0	4	0.0
Brian Boyle	1	0	0	0	0	0	0	0	0	0	1	0.0
Nick Bonino	2	0	0	0	-1	0	0	0	0	0	3	0.0
Calle Jarnkrok	2	0	0	0	0	0	0	0	0	0	2	0.0
Miikka Salomaki	1	0	0	0	0	2	0	0	0	0	1	0.0
Rocco Grimaldi	1	0	0	0	0	0	0	0	0	0	2	0.0
Eeli Tolvanen	1	0	0	0	0	0	0	0	0	0	0	0.0
Ryan Hartman	1	0	0	0	-1	2	0	0	0	0	3	0.0
Austin Watson	2	0	0	0	-1	2	0	0	0	0	2	0.0
Matt Irwin	1	0	0	0	1	0	0	0	0	0	2	0.0
Dante Fabbro	1	0	0	0	0	0	0	0	0	0	0	0.0
Frederick Gaudreau	1	0	0	0	0	0	0	0	0	0	0	0.0

Power Play: 1 - 3 (33.3%) Penalty Killing: 7 - 7 (100%)

Goaltender	GP	Min	GA	GAA	SO	W	L	OT	SA	SV%
Pekka Rinne	2	120	3	1.50	0	2	0	0	50	.940



vs. New Jersey Devils



SEASON IN REVIEW

@ Buffalo	DEVILS	SABRES	ATTENDANCE	GOALTENDERS	WINNING GOAL
Jan 8, 2019	1	5	18,212	Carter Hutton / Keith Kinkaid	C.J. Smith

@ New Jersey	DEVILS	SABRES	ATTENDANCE	GOALTENDERS	WINNING GOAL
Feb 17, 2019	4	1	16,514	Cory Schneider / Carter Hutton	Jesper Bratt
Mar 25, 2019	3	1	12,053	Cory Schneider / Linus Ullmark	Pavel Zacha

Buffalo Sabres | HEAD-TO-HEAD STATS

Player	GP	G	A	P	+/-	PIM	PP	SH	GW	EN	S	%
Sam Reinhart	3	2	0	2	-1	0	0	0	0	0	12	16.7
Zach Bogosian	2	0	2	2	2	0	0	0	0	0	0	0.0
Rasmus Dahlin	3	0	2	2	1	4	0	0	0	0	11	0.0
Jake McCabe	2	1	0	1	1	0	0	1	0	0	2	50.0
Lawrence Pilut	3	1	0	1	0	10	0	0	0	0	6	16.7
Casey Mittelstadt	2	1	0	1	0	2	0	0	0	0	5	20.0
C.J. Smith	2	1	0	1	1	0	0	0	1	0	4	25.0
Jeff Skinner	3	1	0	1	-2	2	0	0	0	0	11	9.1
Jack Eichel	2	0	1	1	-1	0	0	0	0	0	8	0.0
Vladimir Sobotka	3	0	1	1	1	6	0	0	0	0	3	0.0
Kyle Okposo	2	0	1	1	1	0	0	0	0	0	5	0.0
Johan Larsson	3	0	1	1	1	0	0	0	0	0	5	0.0
Conor Sheary	3	0	1	1	1	0	0	0	0	0	3	0.0
Rasmus Ristolainen	3	0	1	1	0	2	0	0	0	0	9	0.0
Evan Rodrigues	3	0	1	1	2	2	0	0	0	0	8	0.0
Tage Thompson	3	0	1	1	-1	0	0	0	0	0	8	0.0
Marco Scandella	2	0	0	0	0	0	0	0	0	0	2	0.0
Casey Nelson	1	0	0	0	0	0	0	0	0	0	0	0.0
Zemgus Girgensons	3	0	0	0	1	0	0	0	0	0	2	0.0
Jason Pominville	3	0	0	0	0	0	0	0	0	0	4	0.0
Matt Hunwick	1	0	0	0	0	0	0	0	0	0	0	0.0
Alexander Nylander	1	0	0	0	0	0	0	0	0	0	4	0.0
Brandon Montour	1	0	0	0	0	0	0	0	0	0	2	0.0

New Jersey Devils | HEAD-TO-HEAD STATS

Player	GP	G	A	P	+/-	PIM	PP	SH	GW	EN	S	%
Travis Zajac	3	0	4	4	1	2	0	0	0	0	0	0.0
Miles Wood	3	2	1	3	2	10	0	0	0	1	4	50.0
Kyle Palmieri	3	1	2	3	-2	0	0	0	0	0	8	12.5
Andy Greene	3	0	3	3	1	0	0	0	0	0	1	0.0
Blake Coleman	2	2	0	2	0	0	1	0	0	0	5	40.0
Pavel Zacha	2	1	1	2	0	0	1	0	1	0	2	50.0
Joey Anderson	1	1	0	1	1	0	0	1	0	1	3	33.3
Jesper Bratt	2	1	0	1	-3	0	1	0	1	0	3	33.3
Will Butcher	3	0	1	1	-2	0	0	0	0	0	4	0.0
Kenny Agostino	2	0	1	1	0	2	0	0	0	0	1	0.0
Nico Hischier	3	0	1	1	-2	0	0	0	0	0	6	0.0
Damon Severson	3	0	1	1	-1	4	0	0	0	0	9	0.0
Eric Gryba	1	0	0	0	0	2	0	0	0	0	1	0.0
Connor Carrick	1	0	0	0	0	2	0	0	0	0	2	0.0
Steven Santini	2	0	0	0	-2	0	0	0	0	0	1	0.0
Drew Stafford	3	0	0	0	0	0	0	0	0	0	0	0.0
Ben Lovejoy	2	0	0	0	1	0	0	0	0	0	1	0.0
Stefan Noesen	2	0	0	0	0	4	0	0	0	0	2	0.0
Mirco Mueller	2	0	0	0	0	0	0	0	0	0	1	0.0
Kurtis Gabriel	2	0	0	0	0	0	0	0	0	0	1	0.0
Michael McLeod	1	0	0	0	0	0	0	0	0	0	1	0.0
Brett Seney	2	0	0	0	-1	0	0	0	0	0	2	0.0
Sami Vatanen	1	0	0	0	0	0	0	0	0	0	0	0.0
Blake Pietila	1	0	0	0	-1	0	0	0	0	0	1	0.0
Brian Boyle	1	0	0	0	-1	0	0	0	0	0	2	0.0
Kevin Rooney	2	0	0	0	-1	0	0	0	0	0	0	0.0
Marcus Johansson	1	0	0	0	-1	0	0	0	0	0	1	0.0

Power Play: 0 - 7 (0%) Penalty Killing: 6 - 9 (66.7%)

Goaltender	GP	Min	GA	GAA	SO	W	L	OT	SA	SV%
Carter Hutton	2	119	4	2.01	0	1	1	0	44	.909
Linus Ullmark	1	58	2	2.05	0	0	1	0	20	.900

Power Play: 3 - 9 (33.3%) Penalty Killing: 7 - 7 (100%)

Goaltender	GP	Min	GA	GAA	SO	W	L	OT	SA	SV%
Cory Schneider	2	120	2	1.00	0	2	0	0	81	.975
Keith Kinkaid	1	60	5	5.01	0	0	1	0	33	.848



vs. New York Islanders



SEASON IN REVIEW

@ Buffalo	ISLANDERS	SABRES	ATTENDANCE	GOALTENDERS	WINNING GOAL
Dec 31, 2018	3	1	19,070	Robin Lehner / Carter Hutton	Brock Nelson
Feb 12, 2019	1	3	16,894	Linus Ullmark / Robin Lehner	Jason Pominville

@ New York	ISLANDERS	SABRES	ATTENDANCE	GOALTENDERS	WINNING GOAL
Mar 30, 2019	5	1	13,917	Robin Lehner / Carter Hutton	Anthony Beauvillier

Buffalo Sabres | HEAD-TO-HEAD STATS

Player	GP	G	A	P	+/-	PIM	PP	SH	GW	EN	S	%
Jack Eichel	3	0	3	3	-1	0	0	0	0	0	2	0.0
Kyle Okposo	3	1	1	2	-1	0	1	0	0	0	5	20.0
Johan Larsson	3	1	0	1	1	0	0	0	0	0	5	20.0
Jason Pominville	3	1	0	1	0	0	0	0	1	0	8	12.5
Victor Olofsson	1	1	0	1	-1	0	1	0	0	0	4	25.0
Jeff Skinner	3	1	0	1	-2	0	0	0	0	0	7	14.3
Zemgus Girgensons	2	0	1	1	-1	0	0	0	0	0	3	0.0
Casey Mittelstadt	2	0	1	1	-1	0	0	0	0	0	4	0.0
Nathan Beaulieu	1	0	1	1	0	0	0	0	0	0	0	0.0
Zach Bogosian	1	0	0	0	-1	2	0	0	0	0	1	0.0
Marco Scandella	3	0	0	0	0	0	0	0	0	0	0	0.0
Casey Nelson	1	0	0	0	-2	0	0	0	0	0	1	0.0
Vladimir Sobotka	2	0	0	0	-1	0	0	0	0	0	4	0.0
Jake McCabe	2	0	0	0	0	2	0	0	0	0	4	0.0
Scott Wilson	1	0	0	0	-1	0	0	0	0	0	2	0.0
Sam Reinhart	3	0	0	0	-4	0	0	0	0	0	6	0.0
Lawrence Pilut	2	0	0	0	-2	0	0	0	0	0	5	0.0
Rasmus Dahlin	3	0	0	0	-2	2	0	0	0	0	9	0.0
William Borgen	1	0	0	0	-2	0	0	0	0	0	0	0.0
Conor Sheary	3	0	0	0	-3	0	0	0	0	0	5	0.0
Matt Hunwick	1	0	0	0	0	0	0	0	0	0	1	0.0
C.J. Smith	2	0	0	0	-1	0	0	0	0	0	3	0.0
Rasmus Ristolainen	2	0	0	0	0	0	0	0	0	0	7	0.0
Brandon Montour	1	0	0	0	-3	0	0	0	0	0	1	0.0
Evan Rodrigues	2	0	0	0	-1	0	0	0	0	0	2	0.0
Tage Thompson	2	0	0	0	-1	0	0	0	0	0	5	0.0
Alexander Nylander	1	0	0	0	-1	0	0	0	0	0	0	0.0

Power Play: 2 - 5 (40%) Penalty Killing: 3 - 3 (100%)

Goaltender	GP	Min	GA	GAA	SO	W	L	OT	SA	SV%
Linus Ullmark	1	60	1	1.00	0	1	0	0	25	.960
Carter Hutton	2	119	7	3.54	0	0	2	0	70	.900

New York Islanders | HEAD-TO-HEAD STATS

Player	GP	G	A	P	+/-	PIM	PP	SH	GW	EN	S	%
Ryan Pulock	3	2	0	2	3	0	0	0	0	1	9	22.2
Anthony Beauvillier	3	2	0	2	2	0	0	0	1	0	13	15.4
Brock Nelson	3	1	1	2	0	0	0	0	1	0	10	10.0
Leo Komarov	3	1	1	2	4	0	0	0	0	0	4	25.0
Casey Cizikas	3	1	1	2	3	4	0	0	0	0	9	11.1
Mathew Barzal	3	0	2	2	1	4	0	0	0	0	6	0.0
Cal Clutterbuck	3	0	2	2	3	0	0	0	0	0	4	0.0
Jordan Eberle	2	1	0	1	-1	0	0	0	0	0	3	33.3
Michael Dal Colle	3	1	0	1	1	0	0	0	0	0	5	20.0
Nick Leddy	3	0	1	1	1	0	0	0	0	0	2	0.0
Adam Pelech	3	0	1	1	2	0	0	0	0	0	3	0.0
Josh Bailey	3	0	1	1	1	0	0	0	0	0	3	0.0
Matt Martin	3	0	1	1	2	0	0	0	0	0	2	0.0
Scott Mayfield	3	0	1	1	3	2	0	0	0	0	7	0.0
Devon Toews	3	0	1	1	2	0	0	0	0	0	2	0.0
Joshua Ho-Sang	1	0	1	1	1	0	0	0	0	0	2	0.0
Anders Lee	3	0	1	1	0	0	0	0	0	0	5	0.0
Tom Kuhnhackl	1	0	0	0	1	0	0	0	0	0	1	0.0
Valtteri Filppula	2	0	0	0	0	0	0	0	0	0	0	0.0
Johnny Boychuk	3	0	0	0	1	0	0	0	0	0	6	0.0

Power Play: 0 - 3 (0%) Penalty Killing: 3 - 5 (60%)

Goaltender	GP	Min	GA	GAA	SO	W	L	OT	SA	SV%
Robin Lehner	3	178	5	1.69	0	2	1	0	94	.947



vs. New York Rangers



SEASON IN REVIEW

@ Buffalo	RANGERS	SABRES	ATTENDANCE	GOALTENDERS	WINNING GOAL
Oct 6, 2018	1	3	16,824	Carter Hutton / Henrik Lundqvist	Conor Sheary
Feb 15, 2019	6	2	19,070	Alexandar Georgiev / Linus Ullmark	Jimmy Vesey

@ New York	RANGERS	SABRES	ATTENDANCE	GOALTENDERS	WINNING GOAL
Nov 4, 2018	3	1	16,904	Henrik Lundqvist / Carter Hutton	Jimmy Vesey

Buffalo Sabres HEAD-TO-HEAD STATS												
Player	GP	G	A	P	+/-	PIM	PP	SH	GW	EN	S	%
Conor Sheary	3	3	0	3	-2	0	2	0	1	0	7	42.9
Jeff Skinner	3	2	0	2	-4	0	1	0	0	0	12	16.7
Jack Eichel	3	1	1	2	-4	4	0	0	0	1	9	11.1
Sam Reinhart	3	0	2	2	-1	0	0	0	0	0	7	0.0
Rasmus Dahlin	3	0	1	1	-2	0	0	0	0	0	10	0.0
Jason Pominville	3	0	1	1	-3	0	0	0	0	0	4	0.0
Casey Mittelstadt	2	0	1	1	0	0	0	0	0	0	2	0.0
Rasmus Ristolainen	3	0	1	1	-4	0	0	0	0	0	8	0.0
Zach Bogosian	2	0	0	0	-1	2	0	0	0	0	2	0.0
Marco Scandella	3	0	0	0	0	0	0	0	0	0	2	0.0
Casey Nelson	2	0	0	0	-2	0	0	0	0	0	2	0.0
Patrik Berglund	2	0	0	0	1	0	0	0	0	0	2	0.0
Vladimir Sobotka	2	0	0	0	-1	0	0	0	0	0	2	0.0
Jake McCabe	3	0	0	0	-2	0	0	0	0	0	2	0.0
Kyle Okposo	3	0	0	0	-3	7	0	0	0	0	8	0.0
Johan Larsson	2	0	0	0	-2	0	0	0	0	0	3	0.0
Lawrence Pilut	1	0	0	0	-2	0	0	0	0	0	0	0.0
Zemgus Girgensons	3	0	0	0	-2	0	0	0	0	0	6	0.0
C.J. Smith	1	0	0	0	0	0	0	0	0	0	2	0.0
Evan Rodrigues	3	0	0	0	-1	4	0	0	0	0	9	0.0
Tage Thompson	2	0	0	0	-1	0	0	0	0	0	2	0.0
Remi Elie	1	0	0	0	0	0	0	0	0	0	0	0.0
Nathan Beaulieu	1	0	0	0	-1	5	0	0	0	0	1	0.0

New York Rangers HEAD-TO-HEAD STATS												
Player	GP	G	A	P	+/-	PIM	PP	SH	GW	EN	S	%
Vladislav Namestnikov	2	2	2	4	5	2	0	0	0	1	3	66.7
Jimmy Vesey	3	3	0	3	3	2	0	0	2	1	6	50.0
Jesper Fast	3	1	1	2	2	0	0	0	0	0	4	25.0
Brett Howden	2	1	1	2	2	0	0	0	0	0	4	25.0
Pavel Buchnevich	3	1	1	2	1	0	0	0	0	0	3	33.3
Kevin Hayes	3	0	2	2	2	0	0	0	0	0	3	0.0
Boo Nieves	1	1	0	1	1	2	0	0	0	0	2	50.0
Neal Pionk	3	1	0	1	2	0	0	0	0	0	7	14.3
Ryan Spooner	1	0	1	1	0	0	0	0	0	0	5	0.0
Ryan Strome	1	0	1	1	3	2	0	0	0	0	3	0.0
Kevin Shattenkirk	3	0	1	1	2	2	0	0	0	0	5	0.0
Connor Brickley	1	0	1	1	1	0	0	0	0	0	2	0.0
Mats Zuccarello	3	0	1	1	0	2	0	0	0	0	7	0.0
Brendan Smith	3	0	1	1	0	4	0	0	0	0	1	0.0
Adam McQuaid	2	0	1	1	1	4	0	0	0	0	3	0.0
Brady Skjei	3	0	1	1	3	0	0	0	0	0	5	0.0
Tony DeAngelo	2	0	1	1	6	5	0	0	0	0	4	0.0
Mika Zibanejad	3	0	1	1	-1	2	0	0	0	0	12	0.0
Marc Staal	3	0	0	0	2	0	0	0	0	0	4	0.0
Chris Kreider	3	0	0	0	-2	2	0	0	0	0	4	0.0
Cody McLeod	2	0	0	0	0	7	0	0	0	0	2	0.0
Filip Chytil	2	0	0	0	-2	0	0	0	0	0	5	0.0
Vinni Lettieri	2	0	0	0	2	2	0	0	0	0	1	0.0

Power Play: 3 - 11 (27.3%) Penalty Killing: 4 - 4 (100%)												
Goaltender	GP	Min	GA	GAA	SO	W	L	OT	SA	SV%		
Carter Hutton	2	118	3	1.53	0	1	1	0	65	.954		
Linus Ullmark	1	58	5	5.18	0	0	1	0	28	.821		

Power Play: 0 - 4 (0%) Penalty Killing: 8 - 11 (72.7%)												
Goaltender	GP	Min	GA	GAA	SO	W	L	OT	SA	SV%		
Alexandar Georgiev	1	60	2	2.00	0	1	0	0	33	.939		
Henrik Lundqvist	2	118	3	1.53	0	1	1	0	68	.956		



vs. Ottawa Senators



SEASON IN REVIEW

@ Buffalo	SENATORS	SABRES	ATTENDANCE	GOALTENDERS	WINNING GOAL
Nov 3, 2018	2	9	17,881	Linus Ullmark / Craig Anderson	Jason Pominville
Apr 4, 2019	2	5	17,988	Carter Hutton / Joey Daccord	Sam Reinhart

@ Ottawa	SENATORS	SABRES	ATTENDANCE	GOALTENDERS	WINNING GOAL
Nov 1, 2018	4	2	12,587	Craig Anderson / Carter Hutton	Colin White
Mar 26, 2019	4	0	12,074	Craig Anderson / Carter Hutton	Anthony Duclair

Buffalo Sabres | HEAD-TO-HEAD STATS

Player	GP	G	A	P	+/-	PIM	PP	SH	GW	EN	S	%
Jack Eichel	4	1	7	8	3	4	0	0	0	0	16	6.2
Jason Pominville	4	4	1	5	3	0	0	0	1	0	14	28.6
Jeff Skinner	4	3	1	4	1	2	2	0	0	0	16	18.8
Sam Reinhart	4	1	3	4	3	2	0	0	1	0	12	8.3
Conor Sheary	4	1	2	3	-2	0	0	0	0	0	11	9.1
Rasmus Ristolainen	3	0	3	3	0	0	0	0	0	0	9	0.0
Kyle Okposo	4	2	0	2	-3	2	1	0	0	0	10	20.0
Patrik Berglund	2	1	1	2	2	2	0	0	0	0	4	25.0
Zemgus Girgensons	4	1	1	2	2	0	0	0	0	0	6	16.7
Casey Mittelstadt	4	1	1	2	-1	0	0	0	0	0	7	14.3
Victor Olofsson	1	1	1	2	2	0	1	0	0	0	5	20.0
Marco Scandella	3	0	2	2	4	2	0	0	0	0	6	0.0
Rasmus Dahlin	4	0	2	2	-1	2	0	0	0	0	9	0.0
Casey Nelson	4	0	1	1	3	0	0	0	0	0	5	0.0
Vladimir Sobotka	2	0	1	1	-1	2	0	0	0	0	2	0.0
Johan Larsson	4	0	1	1	3	0	0	0	0	0	5	0.0
Brandon Montour	2	0	0	0	-1	4	0	0	0	0	7	0.0
Zach Bogosian	2	0	0	0	2	0	0	0	0	0	5	0.0
Jake McCabe	3	0	0	0	0	4	0	0	0	0	2	0.0
Scott Wilson	1	0	0	0	-2	0	0	0	0	0	1	0.0
Lawrence Pilut	2	0	0	0	-1	0	0	0	0	0	4	0.0
William Borgen	1	0	0	0	0	0	0	0	0	0	0	0.0
Evan Rodrigues	3	0	0	0	-1	0	0	0	0	0	4	0.0
Tage Thompson	1	0	0	0	-1	0	0	0	0	0	1	0.0
Remi Elie	1	0	0	0	0	0	0	0	0	0	1	0.0
Alexander Nylander	1	0	0	0	0	4	0	0	0	0	2	0.0

Ottawa Senators | HEAD-TO-HEAD STATS

Player	GP	G	A	P	+/-	PIM	PP	SH	GW	EN	S	%	
Thomas Chabot	4	0	5	5	-1	2	0	0	0	0	14	0.0	
Mark Stone	2	0	3	3	1	2	0	0	0	0	3	0.0	
Mikkel Boedker	4	0	3	3	-1	0	0	0	0	0	5	0.0	
Anthony Duclair	2	2	0	2	2	0	0	0	1	0	4	50.0	
Dylan DeMelo	4	1	1	2	-3	4	0	0	0	0	4	25.0	
Cody Ceci	3	1	1	2	0	0	0	0	0	0	3	33.3	
Bobby Ryan	3	1	1	2	1	2	0	0	0	0	1	5	20.0
Brian Gibbons	2	1	1	2	1	0	0	0	0	0	2	50.0	
Rudolfs Balcers	2	1	1	2	-1	4	1	0	0	0	3	33.3	
Ryan Dzingel	2	1	0	1	-2	4	1	0	0	0	6	16.7	
Max McCormick	2	1	0	1	-1	0	0	0	0	0	3	33.3	
Colin White	4	1	0	1	-3	2	1	0	1	0	9	11.1	
Jean-Gabriel Pageau	2	1	0	1	1	0	0	0	0	0	6	16.7	
Magnus Paajarvi	4	1	0	1	1	0	0	0	0	0	7	14.3	
Chris Wideman	2	0	1	1	-2	2	0	0	0	0	4	0.0	
Max Veronneau	2	0	1	1	-1	0	0	0	0	0	0	0.0	
Oscar Lindberg	2	0	1	1	3	0	0	0	0	0	2	0.0	
Christian Jaros	4	0	1	1	1	2	0	0	0	0	2	0.0	
Christian Wolanin	2	0	1	1	2	0	0	0	0	0	2	0.0	
Matt Duchene	2	0	1	1	0	0	0	0	0	0	1	0.0	
Brady Tkachuk	2	0	0	0	-1	0	0	0	0	0	5	0.0	
Tom Pyatt	2	0	0	0	-3	0	0	0	0	0	3	0.0	
Nick Paul	2	0	0	0	-3	0	0	0	0	0	3	0.0	
Zack Smith	1	0	0	0	0	0	0	0	0	0	1	0.0	
Andreas Englund	1	0	0	0	-1	0	0	0	0	0	1	0.0	
Erik Burgdoerfer	1	0	0	0	-1	0	0	0	0	0	1	0.0	
Maxime Lajoie	2	0	0	0	-3	0	0	0	0	0	2	0.0	
Alex Formenton	1	0	0	0	0	0	0	0	0	0	2	0.0	
Ben Harpur	1	0	0	0	1	0	0	0	0	0	5	0.0	
Chris Tierney	4	0	0	0	-3	0	0	0	0	0	6	0.0	
Mark Borowiecki	1	0	0	0	1	2	0	0	0	0	1	0.0	

Power Play: 4 - 12 (33.3%) Penalty Killing: 11 - 14 (78.6%)

Goaltender	GP	Min	GA	GAA	SO	W	L	OT	SA	SV%
Linus Ullmark	1	60	2	2.00	0	1	0	0	29	.931
Carter Hutton	3	179	9	3.02	0	1	2	0	85	.894

Power Play: 3 - 14 (21.4%) Penalty Killing: 8 - 12 (66.7%)

Goaltender	GP	Min	GA	GAA	SO	W	L	OT	SA	SV%
Craig Anderson	3	134	5	2.24	1	2	1	0	93	.946
Mike McKenna	1	46	6	7.90	0	0	0	0	31	.806
Joey Daccord	1	60	5	5.00	0	0	1	0	40	.875



vs. Philadelphia Flyers



SEASON IN REVIEW

@ Buffalo	FLYERS	SABRES	ATTENDANCE	GOALTENDERS	WINNING GOAL
Nov 21, 2018	2	5	19,070	Carter Hutton / Alex Lyon	Evan Rodrigues
Dec 8, 2018	6	2	18,283	Anthony Stolarz / Linus Ullmark	Claude Giroux

@ Philadelphia	FLYERS	SABRES	ATTENDANCE	GOALTENDERS	WINNING GOAL
Feb 26, 2019	5	2	18,466	Brian Elliott / Carter Hutton	James van Riemsdyk

Buffalo Sabres | HEAD-TO-HEAD STATS

Player	GP	G	A	P	+/-	PIM	PP	SH	GW	EN	S	%
Jack Eichel	3	3	1	4	0	0	1	0	0	0	14	21.4
Sam Reinhart	3	1	2	3	0	0	0	0	0	1	1	100.0
Jeff Skinner	3	1	2	3	1	0	0	0	0	0	6	16.7
Evan Rodrigues	3	1	2	3	-3	0	1	0	1	0	8	12.5
Rasmus Dahlin	3	0	2	2	-2	2	0	0	0	0	8	0.0
Rasmus Ristolainen	3	0	2	2	-3	4	0	0	0	0	3	0.0
Johan Larsson	3	1	0	1	-2	7	0	0	0	0	3	33.3
Casey Mittelstadt	3	1	0	1	-2	0	0	0	0	0	7	14.3
Tage Thompson	2	1	0	1	-3	0	0	0	0	0	3	33.3
Vladimir Sobotka	3	0	1	1	-3	0	0	0	0	0	1	0.0
Kyle Okposo	3	0	1	1	-2	0	0	0	0	0	5	0.0
Lawrence Pilut	1	0	1	1	0	0	0	0	0	0	0	0.0
Jason Pominville	3	0	1	1	0	0	0	0	0	0	7	0.0
Conor Sheary	3	0	1	1	-3	2	0	0	0	0	6	0.0
Zach Bogosian	3	0	0	0	0	4	0	0	0	0	4	0.0
Matt Tennyson	1	0	0	0	-2	0	0	0	0	0	1	0.0
Marco Scandella	1	0	0	0	-2	0	0	0	0	0	0	0.0
Casey Nelson	1	0	0	0	0	0	0	0	0	0	1	0.0
Patrik Berglund	1	0	0	0	-2	0	0	0	0	0	0	0.0
Jake McCabe	2	0	0	0	1	2	0	0	0	0	2	0.0
Scott Wilson	1	0	0	0	0	0	0	0	0	0	0	0.0
Zemgus Girgensons	2	0	0	0	0	0	0	0	0	0	1	0.0
Brandon Montour	1	0	0	0	-1	0	0	0	0	0	3	0.0
Nathan Beaulieu	2	0	0	0	-2	7	0	0	0	0	3	0.0

Philadelphia Flyers | HEAD-TO-HEAD STATS

Player	GP	G	A	P	+/-	PIM	PP	SH	GW	EN	S	%
Claude Giroux	3	3	4	7	4	0	0	1	1	1	12	25.0
James van Riemsdyk	3	2	1	3	2	0	0	0	1	0	13	15.4
Travis Konecny	3	1	2	3	3	0	0	0	0	0	9	11.1
Michael Raffl	2	0	3	3	4	2	0	0	0	0	2	0.0
Wayne Simmonds	2	2	0	2	1	0	0	0	0	0	3	66.7
Travis Sanheim	3	1	1	2	2	2	0	0	0	0	2	50.0
Ivan Provorov	3	1	1	2	7	0	0	0	0	0	7	14.3
Jakub Voracek	3	1	1	2	1	0	0	0	0	0	12	8.3
Sean Couturier	2	0	2	2	1	2	0	0	0	0	4	0.0
Dale Weise	2	1	0	1	0	0	0	0	0	0	1	100.0
Oskar Lindblom	3	1	0	1	-1	0	0	0	0	0	11	9.1
Radko Gudas	3	0	1	1	1	5	0	0	0	0	4	0.0
Robert Hagg	3	0	1	1	0	0	0	0	0	0	6	0.0
Nolan Patrick	3	0	1	1	3	4	0	0	0	0	4	0.0
Scott Laughton	3	0	1	1	0	7	0	0	0	0	1	0.0
Shayne Gostisbehere	3	0	1	1	0	0	0	0	0	0	6	0.0
Jordan Weal	2	0	1	1	-1	2	0	0	0	0	2	0.0
Philippe Myers	1	0	1	1	1	0	0	0	0	0	1	0.0
Corban Knight	1	0	0	0	0	0	0	0	0	0	3	0.0
Jori Lehtera	2	0	0	0	-3	0	0	0	0	0	2	0.0
Christian Folin	1	0	0	0	-1	0	0	0	0	0	1	0.0
Ryan Hartman	1	0	0	0	0	4	0	0	0	0	4	0.0
Andrew MacDonald	2	0	0	0	3	0	0	0	0	0	1	0.0

Power Play: 2 - 7 (28.6%) Penalty Killing: 6 - 6 (100%)

Goaltender	GP	Min	GA	GAA	SO	W	L	OT	SA	SV%
Carter Hutton	2	120	6	3.00	0	1	1	0	69	.913
Linus Ullmark	1	60	6	6.00	0	0	1	0	41	.854

Power Play: 0 - 6 (0%) Penalty Killing: 5 - 7 (71.4%)

Goaltender	GP	Min	GA	GAA	SO	W	L	OT	SA	SV%
Brian Elliott	1	60	2	2.00	0	1	0	0	36	.944
Anthony Stolarz	1	60	2	2.00	0	1	0	0	30	.933
Calvin Pickard	1	39	0	0.00	0	0	0	0	8	1.000
Alex Lyon	1	20	4	12.00	0	0	1	0	12	.667



vs. Pittsburgh Penguins



SEASON IN REVIEW

@ Buffalo	PENGUINS	SABRES	ATTENDANCE	GOALTENDERS	WINNING GOAL
Mar 1, 2019	3	4 (OT)	19,070	Linus Ullmark / Matt Murray	Conor Sheary
Mar 14, 2019	5	0	18,680	Casey DeSmith / Carter Hutton	Phil Kessel

@ Pittsburgh	PENGUINS	SABRES	ATTENDANCE	GOALTENDERS	WINNING GOAL
Nov 19, 2018	4	5 (OT)	18,618	Carter Hutton / Casey DeSmith	Jack Eichel

Buffalo Sabres | HEAD-TO-HEAD STATS

Player	GP	G	A	P	+/-	PIM	PP	SH	GW	EN	S	%
Conor Sheary	3	2	2	4	4	0	1	0	1	0	10	20.0
Jack Eichel	2	2	1	3	3	0	0	0	1	0	10	20.0
Kyle Okposo	3	0	3	3	0	0	0	0	0	0	6	0.0
Zach Bogosian	2	1	1	2	2	2	0	0	0	0	6	16.7
Brandon Montour	2	1	1	2	0	2	0	0	0	0	7	14.3
Sam Reinhart	3	0	2	2	2	0	0	0	0	0	6	0.0
Rasmus Ristolainen	3	0	2	2	0	0	0	0	0	0	5	0.0
Casey Nelson	2	1	0	1	0	2	0	0	0	0	2	50.0
Casey Mittelstadt	3	1	0	1	0	0	0	0	0	0	2	50.0
Tage Thompson	3	1	0	1	0	0	0	0	0	0	1	100.0
Jeff Skinner	3	0	1	1	-1	2	0	0	0	0	11	0.0
Evan Rodrigues	2	0	1	1	1	0	0	0	0	0	4	0.0
Marco Scandella	2	0	0	0	0	4	0	0	0	0	1	0.0
Patrik Berglund	1	0	0	0	0	0	0	0	0	0	0	0.0
Vladimir Sobotka	2	0	0	0	0	0	0	0	0	0	4	0.0
Jake McCabe	2	0	0	0	0	7	0	0	0	0	1	0.0
Scott Wilson	2	0	0	0	-1	4	0	0	0	0	3	0.0
Johan Larsson	3	0	0	0	-3	2	0	0	0	0	1	0.0
Rasmus Dahlin	3	0	0	0	-1	2	0	0	0	0	7	0.0
Zemgus Girgensons	2	0	0	0	-2	0	0	0	0	0	5	0.0
Jason Pominville	3	0	0	0	-2	0	0	0	0	0	4	0.0
Matt Hunwick	2	0	0	0	-1	4	0	0	0	0	0	0.0
Alexander Nylander	1	0	0	0	0	0	0	0	0	0	0	0.0

Pittsburgh Penguins | HEAD-TO-HEAD STATS

Player	GP	G	A	P	+/-	PIM	PP	SH	GW	EN	S	%
Patric Hornqvist	3	2	2	4	1	2	2	0	0	0	11	18.2
Sidney Crosby	2	1	3	4	-1	0	1	0	0	0	4	25.0
Evgeni Malkin	3	0	4	4	-2	4	0	0	0	0	11	0.0
Nick Bjugstad	2	2	1	3	2	0	0	0	0	0	3	66.7
Jake Guentzel	3	2	1	3	0	0	1	0	0	0	10	20.0
Phil Kessel	3	2	1	3	0	0	1	0	1	0	14	14.3
Tanner Pearson	1	1	1	2	0	0	0	0	0	0	4	25.0
Justin Schultz	2	0	2	2	1	0	0	0	0	0	5	0.0
Brian Dumoulin	2	1	0	1	1	0	0	0	0	0	3	33.3
Derick Brassard	1	1	0	1	1	2	0	0	0	0	4	25.0
Zach Trotman	2	0	1	1	2	0	0	0	0	0	3	0.0
Dominik Simon	3	0	1	1	1	0	0	0	0	0	7	0.0
Juuso Riikola	1	0	1	1	1	0	0	0	0	0	2	0.0
Teddy Blueger	2	0	1	1	1	2	0	0	0	0	1	0.0
Jack Johnson	3	0	1	1	-1	0	0	0	0	0	4	0.0
Jamie Oleksiak	1	0	0	0	3	0	0	0	0	0	1	0.0
Jared McCann	2	0	0	0	1	0	0	0	0	0	4	0.0
Chad Ruhwedel	1	0	0	0	-3	2	0	0	0	0	1	0.0
Olli Maatta	1	0	0	0	1	2	0	0	0	0	2	0.0
Erik Gudbranson	2	0	0	0	-1	0	0	0	0	0	4	0.0
Matt Cullen	2	0	0	0	-1	0	0	0	0	0	1	0.0
Garrett Wilson	2	0	0	0	0	2	0	0	0	0	2	0.0
Daniel Sprong	1	0	0	0	-1	0	0	0	0	0	1	0.0
Riley Sheahan	1	0	0	0	0	5	0	0	0	0	1	0.0
Bryan Rust	1	0	0	0	-1	0	0	0	0	0	1	0.0
Marcus Pettersson	2	0	0	0	-3	2	0	0	0	0	2	0.0
Joseph Blandisi	1	0	0	0	0	0	0	0	0	0	0	0.0
Derek Grant	1	0	0	0	-1	0	0	0	0	0	1	0.0
Zach Aston-Reese	2	0	0	0	-1	0	0	0	0	0	3	0.0
Kris Letang	1	0	0	0	-1	0	0	0	0	0	2	0.0

Power Play: 1 - 7 (14.3%) Penalty Killing: 5 - 10 (50%)

Goaltender	GP	Min	GA	GAA	SO	W	L	OT	SA	SV%
Linus Ullmark	1	64	3	2.80	0	1	0	0	44	.932
Carter Hutton	2	121	9	4.47	0	1	1	0	68	.868

Power Play: 5 - 10 (50%) Penalty Killing: 6 - 7 (85.7%)

Goaltender	GP	Min	GA	GAA	SO	W	L	OT	SA	SV%
Casey DeSmith	2	121	5	2.49	1	1	0	1	66	.924
Matt Murray	1	64	4	3.76	0	0	0	1	30	.867



vs. San Jose Sharks



SEASON IN REVIEW

@ Buffalo	SHARKS	SABRES	ATTENDANCE	GOALTENDERS	WINNING GOAL
Nov 27, 2018	2	3 (OT)	19,070	Carter Hutton / Martin Jones	Jeff Skinner

@ San Jose	SHARKS	SABRES	ATTENDANCE	GOALTENDERS	WINNING GOAL
Oct 18, 2018	5	1	17,389	Martin Jones / Carter Hutton	Logan Couture

Buffalo Sabres | HEAD-TO-HEAD STATS

Player	GP	G	A	P	+/-	PIM	PP	SH	GW	EN	S	%
Jeff Skinner	2	1	1	2	3	0	0	0	1	0	2	50.0
Rasmus Dahlin	2	0	2	2	3	2	0	0	0	0	5	0.0
Jake McCabe	2	1	0	1	0	4	0	0	0	0	2	50.0
Rasmus Ristolainen	2	1	0	1	-1	0	0	0	0	0	5	20.0
Nathan Beaulieu	2	1	0	1	1	0	0	0	0	0	3	33.3
Casey Nelson	1	0	1	1	1	0	0	0	0	0	0	0.0
Kyle Okposo	2	0	1	1	0	6	0	0	0	0	5	0.0
Sam Reinhart	2	0	1	1	1	0	0	0	0	0	1	0.0
Tage Thompson	2	0	1	1	-1	0	0	0	0	0	3	0.0
Zach Bogosian	2	0	0	0	-1	7	0	0	0	0	2	0.0
Marco Scandella	1	0	0	0	-2	4	0	0	0	0	0	0.0
Jack Eichel	2	0	0	0	1	0	0	0	0	0	8	0.0
Vladimir Sobotka	2	0	0	0	0	0	0	0	0	0	3	0.0
Johan Larsson	1	0	0	0	0	2	0	0	0	0	4	0.0
Zemgus Girgensons	2	0	0	0	0	0	0	0	0	0	1	0.0
Jason Pominville	2	0	0	0	0	0	0	0	0	0	3	0.0
Casey Mittelstadt	2	0	0	0	0	0	0	0	0	0	3	0.0
Conor Sheary	1	0	0	0	-2	0	0	0	0	0	4	0.0
Evan Rodrigues	2	0	0	0	0	4	0	0	0	0	2	0.0
Remi Elie	2	0	0	0	0	0	0	0	0	0	0	0.0

Power Play: 0 - 6 (0%) Penalty Killing: 6 - 10 (60%)

Goaltender	GP	Min	GA	GAA	SO	W	L	OT	SA	SV%
Carter Hutton	2	120	6	3.00	0	1	1	0	76	.921

San Jose Sharks | HEAD-TO-HEAD STATS

Player	GP	G	A	P	+/-	PIM	PP	SH	GW	EN	S	%
Logan Couture	2	3	1	4	1	0	1	0	1	1	11	27.3
Joe Pavelski	2	3	0	3	0	0	2	0	0	0	9	33.3
Brent Burns	2	0	3	3	0	0	0	0	0	0	6	0.0
Evander Kane	2	0	2	2	-1	0	0	0	0	0	7	0.0
Timo Meier	2	0	2	2	3	0	0	0	0	0	6	0.0
Kevin Labanc	2	0	2	2	-2	4	0	0	0	0	3	0.0
Joonas Donskoi	2	1	0	1	-1	0	1	0	0	0	5	20.0
Tomas Hertl	2	0	1	1	0	0	0	0	0	0	4	0.0
Justin Braun	2	0	1	1	1	0	0	0	0	0	1	0.0
Erik Karlsson	2	0	1	1	0	2	0	0	0	0	2	0.0
Brenden Dillon	2	0	0	0	-1	4	0	0	0	0	1	0.0
Joe Thornton	1	0	0	0	-1	2	0	0	0	0	3	0.0
Marcus Sorensen	2	0	0	0	-1	0	0	0	0	0	2	0.0
Barclay Goodrow	2	0	0	0	0	0	0	0	0	0	3	0.0
Antti Suomela	1	0	0	0	-1	0	0	0	0	0	2	0.0
Marc-Edouard Vlasic	2	0	0	0	0	0	0	0	0	0	4	0.0
Joakim Ryan	2	0	0	0	-1	5	0	0	0	0	2	0.0
Lukas Radil	1	0	0	0	0	0	0	0	0	0	1	0.0
Rourke Chartier	1	0	0	0	0	0	0	0	0	0	2	0.0
Melker Karlsson	2	0	0	0	0	2	0	0	0	0	3	0.0

Power Play: 4 - 10 (40%) Penalty Killing: 6 - 6 (100%)

Goaltender	GP	Min	GA	GAA	SO	W	L	OT	SA	SV%
Martin Jones	2	122	4	1.97	0	1	0	1	56	.929





vs. St. Louis Blues



SEASON IN REVIEW

@ Buffalo	BLUES	SABRES	ATTENDANCE	GOALTENDERS	WINNING GOAL
Mar 17, 2019	3	4 (SO)	18,486	Carter Hutton / Jake Allen	Sam Reinhart

@ St. Louis	BLUES	SABRES	ATTENDANCE	GOALTENDERS	WINNING GOAL
Dec 27, 2018	4	1	17,867	Jake Allen / Carter Hutton	Jay Bouwmeester

Buffalo Sabres | HEAD-TO-HEAD STATS

Player	GP	G	A	P	+/-	PIM	PP	SH	GW	EN	S	%
Alexander Nylander	1	0	2	2	2	0	0	0	0	0	2	0.0
Jack Eichel	2	1	0	1	-1	0	1	0	0	0	8	12.5
Johan Larsson	2	1	0	1	-1	0	0	0	0	0	4	25.0
Conor Sheary	2	1	0	1	-1	0	0	0	0	0	4	25.0
Evan Rodrigues	2	1	0	1	0	2	0	0	0	0	11	9.1
Zach Bogosian	2	0	1	1	-1	0	0	0	0	0	5	0.0
Sam Reinhart	2	0	1	1	-1	0	0	0	0	0	2	0.0
Rasmus Dahlin	2	0	1	1	0	0	0	0	0	0	6	0.0
Zemgus Girgensons	2	0	1	1	0	0	0	0	0	0	0	0.0
Rasmus Ristolainen	2	0	1	1	-4	2	0	0	0	0	1	0.0
Brandon Montour	1	0	1	1	1	2	0	0	0	0	1	0.0
Marco Scandella	2	0	0	0	-1	2	0	0	0	0	1	0.0
Casey Nelson	1	0	0	0	0	0	0	0	0	0	1	0.0
Vladimir Sobotka	2	0	0	0	-1	0	0	0	0	0	1	0.0
Jake McCabe	1	0	0	0	-2	0	0	0	0	0	1	0.0
Kyle Okposo	2	0	0	0	-1	0	0	0	0	0	3	0.0
Lawrence Pilut	1	0	0	0	-1	0	0	0	0	0	2	0.0
Casey Mittelstadt	2	0	0	0	-3	0	0	0	0	0	5	0.0
Jeff Skinner	2	0	0	0	-2	0	0	0	0	0	6	0.0
Tage Thompson	2	0	0	0	-1	0	0	0	0	0	1	0.0
Remi Elie	1	0	0	0	-1	0	0	0	0	0	0	0.0

St. Louis Blues | HEAD-TO-HEAD STATS

Player	GP	G	A	P	+/-	PIM	PP	SH	GW	EN	S	%
David Perron	2	1	2	3	2	2	0	0	0	0	5	20.0
Pat Maroon	2	2	0	2	2	0	0	0	0	0	8	25.0
Robert Thomas	2	1	1	2	2	0	0	0	0	0	6	16.7
Ryan O'Reilly	2	1	1	2	2	0	0	0	0	0	7	14.3
Alexander Steen	2	0	2	2	2	0	0	0	0	0	4	0.0
Brayden Schenn	2	1	0	1	0	2	0	0	0	0	7	14.3
Jay Bouwmeester	2	1	0	1	0	0	0	0	1	0	1	100.0
Tyler Bozak	2	0	1	1	3	0	0	0	0	0	4	0.0
Vince Dunn	2	0	1	1	2	0	0	0	0	0	1	0.0
Robert Bortuzzo	2	0	1	1	3	0	0	0	0	0	3	0.0
Michael Del Zotto	1	0	1	1	0	0	0	0	0	0	0	0.0
Colton Parayko	2	0	1	1	0	0	0	0	0	0	2	0.0
Joel Edmundson	1	0	0	0	0	4	0	0	0	0	2	0.0
Zach Sanford	1	0	0	0	0	0	0	0	0	0	2	0.0
Jaden Schwartz	2	0	0	0	-1	0	0	0	0	0	4	0.0
Chris Butler	1	0	0	0	2	0	0	0	0	0	1	0.0
Alex Pietrangelo	1	0	0	0	1	2	0	0	0	0	1	0.0
Ivan Barbashev	2	0	0	0	0	0	0	0	0	0	1	0.0
Mackenzie MacEachern	1	0	0	0	0	0	0	0	0	0	0	0.0
Oskar Sundqvist	2	0	0	0	-1	0	0	0	0	0	2	0.0
Jordan Nolan	1	0	0	0	0	0	0	0	0	0	0	0.0
Vladimir Tarasenko	1	0	0	0	0	0	0	0	0	0	4	0.0

Power Play: 1 - 4 (25%) Penalty Killing: 3 - 3 (100%)

Goaltender	GP	Min	GA	GAA	SO	W	L	OT	SA	SV%
Carter Hutton	2	125	7	3.36	0	1	1	0	65	.892

Power Play: 0 - 3 (0%) Penalty Killing: 3 - 4 (75%)

Goaltender	GP	Min	GA	GAA	SO	W	L	OT	SA	SV%
Jake Allen	2	125	4	1.92	0	1	0	1	65	.938



vs. Tampa Bay Lightning

SEASON IN REVIEW



@ Buffalo	LIGHTNING	SABRES	ATTENDANCE	GOALTENDERS	WINNING GOAL
Nov 13, 2018	1	2	15,833	Carter Hutton / Louis Domingue	Kyle Okposo
Jan 12, 2019	5	3	19,070	Louis Domingue / Linus Ullmark	Steven Stamkos

@ Tampa Bay	LIGHTNING	SABRES	ATTENDANCE	GOALTENDERS	WINNING GOAL
Nov 29, 2018	5	4	19,092	Louis Domingue / Carter Hutton	Cedric Paquette
Feb 21, 2019	2 (SO)	1	19,092	Andrei Vasilevskiy / Carter Hutton	Steven Stamkos

Buffalo Sabres | HEAD-TO-HEAD STATS

Player	GP	G	A	P	+/-	PIM	PP	SH	GW	EN	S	%
Sam Reinhart	4	3	1	4	3	0	0	0	0	0	8	37.5
Jack Eichel	4	0	3	3	3	4	0	0	0	0	20	0.0
Tage Thompson	4	2	0	2	1	0	0	0	0	0	4	50.0
Rasmus Dahlin	4	1	1	2	3	0	0	0	0	0	6	16.7
Zemgus Girgensons	4	1	1	2	0	2	0	0	0	0	6	16.7
Jeff Skinner	4	1	1	2	1	4	0	0	0	0	11	9.1
Zach Bogosian	4	0	2	2	-1	4	0	0	0	0	1	0.0
Conor Sheary	3	0	2	2	2	0	0	0	0	0	2	0.0
Nathan Beaulieu	3	0	2	2	-1	10	0	0	0	0	3	0.0
Marco Scandella	2	1	0	1	0	0	0	0	0	0	4	25.0
Kyle Okposo	3	1	0	1	0	0	0	1	0	0	5	20.0
Casey Nelson	1	0	1	1	0	0	0	0	0	0	2	0.0
Vladimir Sobotka	4	0	1	1	-4	0	0	0	0	0	2	0.0
Jason Pominville	4	0	1	1	-2	0	0	0	0	0	3	0.0
Casey Mittelstadt	4	0	1	1	0	0	0	0	0	0	6	0.0
Rasmus Ristolainen	4	0	1	1	0	4	0	0	0	0	5	0.0
Remi Elie	1	0	1	1	0	0	0	0	0	0	0	0.0
Jake McCabe	4	0	0	0	0	0	0	0	0	0	6	0.0
Johan Larsson	4	0	0	0	1	10	0	0	0	0	5	0.0
Lawrence Pilut	1	0	0	0	-1	2	0	0	0	0	1	0.0
Matt Hunwick	1	0	0	0	0	0	0	0	0	0	1	0.0
C.J. Smith	1	0	0	0	0	0	0	0	0	0	0	0.0
Evan Rodrigues	4	0	0	0	-4	0	0	0	0	0	3	0.0

Power Play: 0 - 11 (0%) Penalty Killing: 9 - 11 (81.8%)

Goaltender	GP	Min	GA	GAA	SO	W	L	OT	SA	SV%
Carter Hutton	3	183	7	2.29	0	1	1	1	107	.935
Linus Ullmark	1	59	5	5.09	0	0	1	0	30	.833

Tampa Bay Lightning | HEAD-TO-HEAD STATS

Player	GP	G	A	P	+/-	PIM	PP	SH	GW	EN	S	%
Nikita Kucherov	4	3	3	6	3	2	0	0	0	0	17	17.6
Alex Killorn	4	1	3	4	3	2	0	0	0	0	10	10.0
Victor Hedman	4	0	4	4	4	0	0	0	0	0	7	0.0
Steven Stamkos	4	2	1	3	0	2	1	0	1	0	11	18.2
Ondrej Palat	3	1	1	2	2	0	0	0	0	0	10	10.0
Brayden Point	4	1	1	2	-3	4	0	0	0	0	8	12.5
Anthony Cirelli	4	1	1	2	2	0	0	0	0	0	4	25.0
Tyler Johnson	4	0	2	2	-2	2	0	0	0	0	8	0.0
Mikhail Sergachev	4	0	2	2	2	4	0	0	0	0	12	0.0
Dan Girardi	3	1	0	1	0	0	0	0	0	0	8	12.5
Cedric Paquette	4	1	0	1	0	0	0	1	0	0	6	16.7
Ryan Callahan	3	1	0	1	0	0	1	0	0	0	4	25.0
J.T. Miller	4	0	1	1	0	4	0	0	0	0	7	0.0
Yanni Gourde	4	0	1	1	-2	2	0	0	0	0	3	0.0
Erik Cernak	4	0	1	1	-3	4	0	0	0	0	8	0.0
Anton Stralman	1	0	0	0	1	0	0	0	0	0	1	0.0
Mathieu Joseph	3	0	0	0	-3	2	0	0	0	0	4	0.0
Ryan McDonagh	4	0	0	0	-1	0	0	0	0	0	2	0.0
Braydon Coburn	4	0	0	0	-4	2	0	0	0	0	5	0.0
Adam Erne	3	0	0	0	0	0	0	0	0	0	2	0.0

Power Play: 2 - 11 (18.2%) Penalty Killing: 11 - 11 (100%)

Goaltender	GP	Min	GA	GAA	SO	W	L	OT	SA	SV%
Louis Domingue	3	178	9	3.03	0	2	1	0	74	.878
Andrei Vasilevskiy	1	65	1	0.92	0	1	0	0	30	.967



vs. Toronto Maple Leafs



SEASON IN REVIEW

@ Buffalo	MAPLE LEAFS	SABRES	ATTENDANCE	GOALTENDERS	WINNING GOAL
Dec 4, 2018	4 (OT)	3	19,070	Frederik Andersen / Linus Ullmark	Auston Matthews
Mar 20, 2019	4	2	19,070	Garret Sparks / Carter Hutton	Mitchell Marner

@ Toronto	MAPLE LEAFS	SABRES	ATTENDANCE	GOALTENDERS	WINNING GOAL
Feb 25, 2019	5	3	19,026	Frederik Andersen / Linus Ullmark	Tyler Ennis
Mar 2, 2019	5	2	19,088	Frederik Andersen / Linus Ullmark	Nic Petan

Buffalo Sabres | HEAD-TO-HEAD STATS

Player	GP	G	A	P	+/-	PIM	PP	SH	GW	EN	S	%
Jack Eichel	4	4	1	5	-2	2	1	0	0	0	18	22.2
Sam Reinhart	4	2	2	4	-3	0	1	0	0	0	10	20.0
Rasmus Dahlin	4	0	3	3	-4	0	0	0	0	0	10	0.0
Rasmus Ristolainen	4	0	3	3	-6	0	0	0	0	0	7	0.0
Jason Pominville	2	1	1	2	0	0	0	0	0	0	5	20.0
Jeff Skinner	4	0	2	2	-1	0	0	0	0	0	16	0.0
Casey Mittelstadt	3	1	0	1	-2	0	1	0	0	0	5	20.0
Conor Sheary	4	1	0	1	-6	0	0	0	0	0	6	16.7
Alexander Nylander	1	0	1	1	0	0	0	0	0	0	1	100.0
Zach Bogosian	4	0	1	1	-3	0	0	0	0	0	11	0.0
Marco Scandella	3	0	1	1	-4	0	0	0	0	0	3	0.0
Vladimir Sobotka	3	0	1	1	0	0	0	0	0	0	3	0.0
Kyle Okposo	4	0	1	1	-2	2	0	0	0	0	6	0.0
Zemgus Girgensons	4	0	1	1	-4	2	0	0	0	0	6	0.0
Nathan Beaulieu	1	0	1	1	0	0	0	0	0	0	0	0.0
Casey Nelson	2	0	0	0	0	0	0	0	0	0	2	0.0
Patrik Berglund	1	0	0	0	-2	0	0	0	0	0	1	0.0
Jake McCabe	2	0	0	0	-1	0	0	0	0	0	2	0.0
Scott Wilson	2	0	0	0	-1	0	0	0	0	0	2	0.0
Johan Larsson	4	0	0	0	-3	2	0	0	0	0	5	0.0
Lawrence Pilut	1	0	0	0	0	0	0	0	0	0	1	0.0
Matt Hunwick	1	0	0	0	-2	0	0	0	0	0	0	0.0
Brandon Montour	2	0	0	0	-1	2	0	0	0	0	2	0.0
Evan Rodrigues	4	0	0	0	-5	5	0	0	0	0	10	0.0
Tage Thompson	4	0	0	0	-4	6	0	0	0	0	4	0.0

Toronto Maple Leafs | HEAD-TO-HEAD STATS

Player	GP	G	A	P	+/-	PIM	PP	SH	GW	EN	S	%
Auston Matthews	4	4	3	7	6	2	0	0	1	0	20	20.0
John Tavares	4	3	4	7	6	4	0	0	0	0	17	17.6
Mitchell Marner	4	2	3	5	4	2	0	0	1	1	13	15.4
Kasperi Kapanen	4	1	2	3	6	5	0	1	0	0	16	6.2
Morgan Rielly	4	1	2	3	5	0	0	0	0	0	8	12.5
Jake Gardiner	2	1	2	3	2	0	0	0	0	0	3	33.3
Jake Muzzin	3	0	3	3	5	2	0	0	0	0	3	0.0
Frederik Gauthier	3	1	1	2	0	0	0	0	0	0	5	20.0
Ron Hainsey	4	0	2	2	3	0	0	0	0	0	6	0.0
Andreas Johnsson	4	0	2	2	0	0	0	0	0	0	7	0.0
Trevor Moore	3	0	2	2	2	0	0	0	0	0	1	0.0
Zach Hyman	4	1	0	1	3	4	0	0	0	1	5	20.0
Patrick Marleau	4	1	0	1	3	2	0	0	0	0	10	10.0
Nic Petan	2	1	0	1	0	0	0	0	1	0	2	50.0
Nikita Zaitsev	4	1	0	1	1	2	0	0	0	0	5	20.0
Tyler Ennis	2	1	0	1	1	0	0	0	1	0	2	50.0
Travis Dermott	2	0	1	1	2	0	0	0	0	0	2	0.0
Connor Brown	4	0	1	1	0	2	0	0	0	0	4	0.0
William Nylander	3	0	1	1	3	0	0	0	0	0	4	0.0
Martin Marincin	1	0	1	1	2	0	0	0	0	0	2	0.0
Justin Holl	1	0	0	0	0	0	0	0	0	0	1	0.0
Par Lindholm	1	0	0	0	-2	0	0	0	0	0	0	0.0
Nazem Kadri	2	0	0	0	-1	0	0	0	0	0	2	0.0
Igor Ozhiganov	3	0	0	0	1	0	0	0	0	0	3	0.0

Power Play: 3 - 11 (27.3%) Penalty Killing: 8 - 8 (100%)

Goaltender	GP	Min	GA	GAA	SO	W	L	OT	SA	SV%
Carter Hutton	2	85	6	4.24	0	0	1	0	57	.895
Linus Ullmark	3	156	10	3.84	0	0	2	1	82	.878

Power Play: 0 - 8 (0%) Penalty Killing: 8 - 11 (72.7%)

Goaltender	GP	Min	GA	GAA	SO	W	L	OT	SA	SV%
Frederik Andersen	3	185	8	2.60	0	3	0	0	112	.929
Garret Sparks	1	60	2	2.00	0	1	0	0	24	.917



vs. Vancouver Canucks



SEASON IN REVIEW

@ Buffalo	CANUCKS	SABRES	ATTENDANCE	GOALTENDERS	WINNING GOAL
Nov 10, 2018	3	4 (SO)	17,541	Carter Hutton / Jacob Markstrom	Casey Mittelstadt

@ Vancouver	CANUCKS	SABRES	ATTENDANCE	GOALTENDERS	WINNING GOAL
Jan 18, 2019	4	3	18,176	Thatcher Demko / Linus Ullmark	Loui Eriksson

Buffalo Sabres | HEAD-TO-HEAD STATS

Player	GP	G	A	P	+/-	PIM	PP	SH	GW	EN	S	%
Sam Reinhart	2	2	1	3	2	0	0	0	0	0	2	100.0
Rasmus Ristolainen	2	0	3	3	-1	2	0	0	0	0	9	0.0
Kyle Okposo	2	1	1	2	4	2	0	0	0	0	5	20.0
Rasmus Dahlin	2	0	2	2	3	0	0	0	0	0	3	0.0
Jeff Skinner	2	1	0	1	-1	4	0	0	0	0	7	14.3
Evan Rodrigues	2	1	0	1	-2	2	0	0	0	0	9	11.1
Nathan Beaulieu	1	1	0	1	1	0	0	0	0	0	1	100.0
Jack Eichel	2	0	1	1	0	0	0	0	0	0	8	0.0
Vladimir Sobotka	2	0	1	1	-1	0	0	0	0	0	7	0.0
Johan Larsson	2	0	1	1	0	2	0	0	0	0	2	0.0
Zemgus Girgensons	1	0	1	1	1	0	0	0	0	0	1	0.0
Conor Sheary	2	0	1	1	1	0	0	0	0	0	5	0.0
Zach Bogosian	2	0	0	0	-2	0	0	0	0	0	3	0.0
Marco Scandella	2	0	0	0	-2	0	0	0	0	0	2	0.0
Patrik Berglund	1	0	0	0	-1	0	0	0	0	0	0	0.0
Jake McCabe	2	0	0	0	0	0	0	0	0	0	1	0.0
Lawrence Pilut	1	0	0	0	-1	0	0	0	0	0	1	0.0
Jason Pominville	2	0	0	0	-3	0	0	0	0	0	2	0.0
Casey Mittelstadt	2	0	0	0	1	0	0	0	0	0	5	0.0
Tage Thompson	2	0	0	0	-1	0	0	0	0	0	3	0.0

Vancouver Canucks | HEAD-TO-HEAD STATS

Player	GP	G	A	P	+/-	PIM	PP	SH	GW	EN	S	%
Loui Eriksson	2	2	1	3	1	0	0	0	1	0	3	66.7
Bo Horvat	2	0	3	3	3	0	0	0	0	0	5	0.0
Brock Boeser	1	1	1	2	1	0	0	0	0	0	3	33.3
Antoine Roussel	2	0	2	2	-3	2	0	0	0	0	1	0.0
Jake Virtanen	2	1	0	1	0	4	0	0	0	0	6	16.7
Alexander Edler	1	1	0	1	1	0	0	0	0	0	1	100.0
Erik Gudbranson	2	1	0	1	2	2	0	0	0	0	4	25.0
Sven Baertschi	1	1	0	1	-1	0	0	0	0	0	2	50.0
Derrick Pouliot	2	0	1	1	-2	0	0	0	0	0	2	0.0
Josh Leivo	1	0	1	1	1	0	0	0	0	0	6	0.0
Markus Granlund	2	0	1	1	1	0	0	0	0	0	1	0.0
Jay Beagle	1	0	1	1	0	2	0	0	0	0	2	0.0
Christopher Tanev	2	0	0	0	-1	0	0	0	0	0	2	0.0
Michael Del Zotto	1	0	0	0	1	0	0	0	0	0	1	0.0
Brandon Sutter	1	0	0	0	-2	0	0	0	0	0	1	0.0
Brendan Leipsic	1	0	0	0	0	0	0	0	0	0	3	0.0
Ben Hutton	2	0	0	0	1	0	0	0	0	0	3	0.0
Elias Pettersson	1	0	0	0	0	0	0	0	0	0	1	0.0
Troy Stecher	2	0	0	0	1	0	0	0	0	0	6	0.0
Tim Schaller	2	0	0	0	0	0	0	0	0	0	2	0.0
Tyler Motte	2	0	0	0	-1	0	0	0	0	0	2	0.0
Nikolay Goldobin	1	0	0	0	0	0	0	0	0	0	3	0.0
Adam Gaudette	1	0	0	0	0	0	0	0	0	0	1	0.0
Darren Archibald	1	0	0	0	1	0	0	0	0	0	1	0.0

Power Play: 0 - 4 (0%) Penalty Killing: 5 - 5 (100%)

Goaltender	GP	Min	GA	GAA	SO	W	L	OT	SA	SV%
Carter Hutton	1	64	3	2.80	0	1	0	0	39	.923
Linus Ullmark	1	59	4	4.10	0	0	1	0	23	.826

Power Play: 0 - 5 (0%) Penalty Killing: 4 - 4 (100%)

Goaltender	GP	Min	GA	GAA	SO	W	L	OT	SA	SV%
Thatcher Demko	1	60	3	3.02	0	1	0	0	39	.923
Jacob Markstrom	1	65	3	2.77	0	0	0	1	37	.919



vs. Vegas Golden Knights



SEASON IN REVIEW

@ Buffalo	GOLDEN KNIGHTS	SABRES	ATTENDANCE	GOALTENDERS	WINNING GOAL
Oct 8, 2018	2	4	16,004	Carter Hutton / Marc-Andre Fleury	Marco Scandella

@ Vegas	GOLDEN KNIGHTS	SABRES	ATTENDANCE	GOALTENDERS	WINNING GOAL
Oct 16, 2018	4	1	18,321	Marc-Andre Fleury / Carter Hutton	Cody Eakin

Buffalo Sabres | HEAD-TO-HEAD STATS

Player	GP	G	A	P	+/-	PIM	PP	SH	GW	EN	S	%
Kyle Okposo	2	0	3	3	1	0	0	0	0	0	3	0.0
Jack Eichel	2	2	0	2	-3	0	1	0	0	0	7	28.6
Marco Scandella	2	1	0	1	0	2	0	0	1	0	2	50.0
Vladimir Sobotka	1	1	0	1	0	0	0	0	0	0	2	50.0
Jason Pominville	2	1	0	1	1	0	0	0	0	0	3	33.3
Patrik Berglund	2	0	1	1	0	0	0	0	0	0	0	0.0
Jake McCabe	2	0	1	1	2	0	0	0	0	0	1	0.0
Sam Reinhart	2	0	1	1	-3	0	0	0	0	0	2	0.0
Zemgus Girgensons	2	0	1	1	1	0	0	0	0	0	2	0.0
Conor Sheary	2	0	1	1	-2	0	0	0	0	0	2	0.0
Rasmus Ristolainen	2	0	1	1	-3	0	0	0	0	0	3	0.0
Evan Rodrigues	2	0	1	1	1	0	0	0	0	0	4	0.0
Zach Bogosian	1	0	0	0	0	0	0	0	0	0	0	0.0
Casey Nelson	1	0	0	0	0	2	0	0	0	0	1	0.0
Rasmus Dahlin	2	0	0	0	-2	0	0	0	0	0	2	0.0
Casey Mittelstadt	2	0	0	0	-1	2	0	0	0	0	2	0.0
Jeff Skinner	2	0	0	0	1	0	0	0	0	0	4	0.0
Tage Thompson	2	0	0	0	0	2	0	0	0	0	3	0.0
Remi Elie	1	0	0	0	0	0	0	0	0	0	0	0.0
Nathan Beaulieu	2	0	0	0	2	0	0	0	0	0	1	0.0

Vegas Golden Knights | HEAD-TO-HEAD STATS

Player	GP	G	A	P	+/-	PIM	PP	SH	GW	EN	S	%
William Karlsson	2	1	4	5	3	0	0	0	0	0	4	25.0
Jonathan Marchessault	2	3	1	4	3	2	1	0	0	1	11	27.3
Reilly Smith	2	0	2	2	2	0	0	0	0	0	3	0.0
Cody Eakin	1	1	0	1	1	0	0	1	1	0	2	50.0
Erik Haula	2	1	0	1	1	2	0	0	0	0	2	50.0
Shea Theodore	2	0	1	1	-1	0	0	0	0	0	6	0.0
Brayden McNabb	2	0	0	0	1	2	0	0	0	0	2	0.0
Deryk Engelland	1	0	0	0	-1	0	0	0	0	0	3	0.0
Colin Miller	2	0	0	0	0	2	0	0	0	0	4	0.0
Jon Merrill	2	0	0	0	1	0	0	0	0	0	4	0.0
Nick Holden	2	0	0	0	0	2	0	0	0	0	2	0.0
Paul Stastny	1	0	0	0	0	4	0	0	0	0	4	0.0
William Carrier	2	0	0	0	-1	0	0	0	0	0	4	0.0
Tomas Hyka	1	0	0	0	0	2	0	0	0	0	1	0.0
Ryan Carpenter	2	0	0	0	0	0	0	0	0	0	4	0.0
Pierre-Edouard Bellemare	2	0	0	0	-2	0	0	0	0	0	1	0.0
Max Pacioretty	2	0	0	0	0	0	0	0	0	0	4	0.0
Ryan Reaves	2	0	0	0	-1	0	0	0	0	0	3	0.0
Brad Hunt	1	0	0	0	1	0	0	0	0	0	1	0.0
Oscar Lindberg	1	0	0	0	-1	0	0	0	0	0	0	0.0
Tomas Nosek	2	0	0	0	-2	0	0	0	0	0	1	0.0

Power Play: 1 - 8 (12.5%) Penalty Killing: 4 - 5 (80%)

Goaltender	GP	Min	GA	GAA	SO	W	L	OT	SA	SV%
Carter Hutton	2	116	5	2.60	0	1	1	0	65	.923

Power Play: 1 - 5 (20%) Penalty Killing: 7 - 8 (87.5%)

Goaltender	GP	Min	GA	GAA	SO	W	L	OT	SA	SV%
Marc-Andre Fleury	2	118	5	2.54	0	1	1	0	44	.886



vs. Washington Capitals



SEASON IN REVIEW

@ Buffalo	CAPITALS	SABRES	ATTENDANCE	GOALTENDERS	WINNING GOAL
Feb 23, 2019	2	5	19,070	Carter Hutton / Braden Holtby	Rasmus Dahlin

@ Washington	CAPITALS	SABRES	ATTENDANCE	GOALTENDERS	WINNING GOAL
Dec 15, 2018	4 (SO)	3	18,506	Phoenix Copley / Carter Hutton	Alex Ovechkin
Dec 21, 2018	2	1	18,506	Braden Holtby / Carter Hutton	Tom Wilson

Buffalo Sabres | HEAD-TO-HEAD STATS

Player	GP	G	A	P	+/-	PIM	PP	SH	GW	EN	S	%
Sam Reinhart	3	3	2	5	1	2	0	0	0	1	11	27.3
Jack Eichel	3	2	2	4	1	0	1	0	0	0	9	22.2
Rasmus Dahlin	3	2	2	4	-1	0	2	0	1	0	6	33.3
Rasmus Ristolainen	3	0	3	3	2	0	0	0	0	0	12	0.0
Jeff Skinner	3	0	2	2	0	2	0	0	0	0	7	0.0
Johan Larsson	3	1	0	1	-1	0	0	0	0	0	2	50.0
Jason Pominville	2	1	0	1	1	0	0	0	0	0	6	16.7
Conor Sheary	3	0	1	1	1	0	0	0	0	0	8	0.0
Matt Hunwick	1	0	1	1	0	0	0	0	0	0	2	0.0
Evan Rodrigues	3	0	1	1	0	6	0	0	0	0	4	0.0
Tage Thompson	3	0	1	1	0	2	0	0	0	0	5	0.0
Zach Bogosian	3	0	0	0	0	2	0	0	0	0	5	0.0
Matt Tennyson	1	0	0	0	-3	0	0	0	0	0	0	0.0
Marco Scandella	2	0	0	0	0	2	0	0	0	0	4	0.0
Vladimir Sobotka	3	0	0	0	0	4	0	0	0	0	1	0.0
Jake McCabe	2	0	0	0	0	0	0	0	0	0	2	0.0
Scott Wilson	1	0	0	0	-1	0	0	0	0	0	4	0.0
Kyle Okposo	2	0	0	0	-1	0	0	0	0	0	6	0.0
Lawrence Pilut	1	0	0	0	1	0	0	0	0	0	1	0.0
Zemgus Girgensons	3	0	0	0	-1	0	0	0	0	0	5	0.0
Casey Mittelstadt	2	0	0	0	-1	2	0	0	0	0	0	0.0
Danny O'Regan	1	0	0	0	0	0	0	0	0	0	2	0.0
Remi Elie	1	0	0	0	-1	0	0	0	0	0	1	0.0
Nathan Beaulieu	2	0	0	0	-1	2	0	0	0	0	1	0.0

Power Play: 3 - 11 (27.3%) Penalty Killing: 10 - 10 (100%)

Goaltender	GP	Min	GA	GAA	SO	W	L	OT	SA	SV%
Carter Hutton	3	183	7	2.30	0	1	1	1	95	.926

Washington Capitals | HEAD-TO-HEAD STATS

Player	GP	G	A	P	+/-	PIM	PP	SH	GW	EN	S	%
Evgeny Kuznetsov	3	0	3	3	4	0	0	0	0	0	9	0.0
Alex Ovechkin	3	2	0	2	1	0	0	0	0	0	17	11.8
Brett Connolly	3	1	0	1	0	0	0	0	0	0	5	20.0
Jakub Vrana	3	1	0	1	1	2	0	0	0	0	11	9.1
Chandler Stephenson	3	1	0	1	-1	0	0	1	0	0	1	100.0
Tom Wilson	3	1	0	1	2	2	0	0	1	0	7	14.3
Andre Burakovsky	2	1	0	1	0	0	0	0	0	0	5	20.0
Michal Kempny	3	0	1	1	0	6	0	0	0	0	1	0.0
Dmitry Orlov	3	0	1	1	0	0	0	0	0	0	4	0.0
Nicklas Backstrom	3	0	1	1	-2	2	0	0	0	0	5	0.0
Devante Smith-Pelly	2	0	1	1	1	0	0	0	0	0	1	0.0
Nic Dowd	3	0	1	1	-1	4	0	0	0	0	0	0.0
Christian Djoos	1	0	1	1	1	0	0	0	0	0	1	0.0
Madison Bowey	2	0	0	0	1	2	0	0	0	0	4	0.0
Matt Niskanen	3	0	0	0	-1	2	0	0	0	0	3	0.0
Lars Eller	3	0	0	0	0	0	0	0	0	0	6	0.0
Jonas Siegenthaler	2	0	0	0	1	2	0	0	0	0	0	0.0
Brooks Orpik	1	0	0	0	0	0	0	0	0	0	1	0.0
Carl Hagelin	1	0	0	0	-1	2	0	0	0	0	1	0.0
Travis Boyd	1	0	0	0	0	0	0	0	0	0	1	0.0
John Carlson	3	0	0	0	0	0	0	0	0	0	6	0.0
T.J. Oshie	3	0	0	0	-4	2	0	0	0	0	6	0.0

Power Play: 0 - 10 (0%) Penalty Killing: 8 - 11 (72.7%)

Goaltender	GP	Min	GA	GAA	SO	W	L	OT	SA	SV%
Phoenix Copley	1	65	3	2.77	0	1	0	0	29	.897
Braden Holtby	2	119	5	2.53	0	1	1	0	74	.932



vs. Winnipeg Jets



SEASON IN REVIEW

@ Buffalo	JETS	SABRES	ATTENDANCE	GOALTENDERS	WINNING GOAL
Feb 10, 2019	3	1	17,966	Connor Hellebuyck / Carter Hutton	Blake Wheeler

@ Winnipeg	JETS	SABRES	ATTENDANCE	GOALTENDERS	WINNING GOAL
Nov 16, 2018	1	2 (SO)	15,321	Carter Hutton / Laurent Brossoit	Conor Sheary

Buffalo Sabres | HEAD-TO-HEAD STATS

Player	GP	G	A	P	+/-	PIM	PP	SH	GW	EN	S	%
Jack Eichel	2	1	1	2	-2	0	0	0	0	0	10	10.0
Jeff Skinner	2	1	1	2	-2	0	1	0	0	0	9	11.1
Rasmus Dahlin	2	0	2	2	-2	0	0	0	0	0	2	0.0
Zach Bogosian	1	0	0	0	0	0	0	0	0	0	0	0.0
Marco Scandella	2	0	0	0	-1	0	0	0	0	0	3	0.0
Patrik Berglund	1	0	0	0	0	2	0	0	0	0	0	0.0
Vladimir Sobotka	2	0	0	0	0	0	0	0	0	0	2	0.0
Jake McCabe	2	0	0	0	0	0	0	0	0	0	1	0.0
Kyle Okposo	2	0	0	0	-2	0	0	0	0	0	6	0.0
Johan Larsson	2	0	0	0	-1	0	0	0	0	0	5	0.0
Sam Reinhart	2	0	0	0	-1	0	0	0	0	0	6	0.0
Lawrence Pilut	1	0	0	0	0	2	0	0	0	0	1	0.0
Zemgus Girgensons	2	0	0	0	-1	0	0	0	0	0	2	0.0
Jason Pominville	2	0	0	0	0	0	0	0	0	0	3	0.0
Casey Mittelstadt	2	0	0	0	0	0	0	0	0	0	4	0.0
Conor Sheary	2	0	0	0	0	0	0	0	0	0	3	0.0
Matt Hunwick	1	0	0	0	-1	0	0	0	0	0	0	0.0
Rasmus Ristolainen	2	0	0	0	-1	0	0	0	0	0	3	0.0
Evan Rodrigues	1	0	0	0	0	0	0	0	0	0	3	0.0
Tage Thompson	2	0	0	0	-1	0	0	0	0	0	4	0.0
Nathan Beaulieu	1	0	0	0	-1	0	0	0	0	0	1	0.0

Winnipeg Jets | HEAD-TO-HEAD STATS

Player	GP	G	A	P	+/-	PIM	PP	SH	GW	EN	S	%
Blake Wheeler	2	1	1	2	2	0	0	0	1	0	6	16.7
Mark Scheifele	2	1	1	2	2	2	0	0	0	1	5	20.0
Bryan Little	2	0	2	2	1	2	0	0	0	0	2	0.0
Andrew Copp	2	1	0	1	0	0	0	1	0	0	1	100.0
Kyle Connor	2	1	0	1	1	0	0	0	0	0	6	16.7
Jacob Trouba	2	0	1	1	1	2	0	0	0	0	3	0.0
Patrik Laine	2	0	1	1	1	0	0	0	0	0	3	0.0
Josh Morrissey	2	0	1	1	0	0	0	0	0	0	3	0.0
Tyler Myers	2	0	1	1	2	0	0	0	0	0	1	0.0
Ben Chiarot	2	0	0	0	0	2	0	0	0	0	6	0.0
Brandon Tanev	2	0	0	0	0	2	0	0	0	0	5	0.0
Adam Lowry	2	0	0	0	1	0	0	0	0	0	3	0.0
Nikolaj Ehlers	1	0	0	0	0	2	0	0	0	0	2	0.0
Jack Roslovic	2	0	0	0	0	0	0	0	0	0	1	0.0
Dustin Byfuglien	2	0	0	0	2	2	0	0	0	0	4	0.0
Brendan Lemieux	1	0	0	0	0	0	0	0	0	0	1	0.0
Joe Morrow	2	0	0	0	1	2	0	0	0	0	2	0.0
Mason Appleton	1	0	0	0	0	0	0	0	0	0	0	0.0
Nic Petan	1	0	0	0	0	0	0	0	0	0	0	0.0
Mathieu Perreault	2	0	0	0	0	0	0	0	0	0	1	0.0

Power Play: 1 - 8 (12.5%) Penalty Killing: 2 - 2 (100%)

Goaltender	GP	Min	GA	GAA	SO	W	L	OT	SA	SV%
Carter Hutton	2	123	3	1.46	0	1	1	0	54	.944

Power Play: 0 - 2 (0%) Penalty Killing: 7 - 8 (87.5%)

Goaltender	GP	Min	GA	GAA	SO	W	L	OT	SA	SV%
Connor Hellebuyck	1	60	1	1.00	0	1	0	0	36	.972
Laurent Brossoit	1	65	1	.92	0	0	0	1	32	.969



RECORD BOOK





RECORD BOOK



1970-71 | 24-39-15, 5th PLACE

Oct. 10	@ Pittsburgh	2-1	W
Oct. 14	@ NY Rangers	0-3	L
Oct. 15	Montreal	0-3	L
Oct. 17	@ St. Louis	1-4	L
Oct. 18	Pittsburgh	1-1	T
Oct. 22	@ Philadelphia	2-4	L
Oct. 23	Detroit	4-3	W
Oct. 25	Chicago	0-4	L
Oct. 27	@ Vancouver	2-7	L
Oct. 30	@ California	1-6	L
Nov. 1	@ Los Angeles	2-4	L
Nov. 5	Vancouver	1-4	L
Nov. 7	@ Montreal	2-11	L
Nov. 8	Philadelphia	1-3	L
Nov. 13	California	4-2	W
Nov. 15	Montreal	2-2	T
Nov. 18	@ Toronto	7-2	W
Nov. 21	@ Minnesota	0-3	L
Nov. 25	@ Pittsburgh	4-4	T
Nov. 26	NY Rangers	2-2	T
Nov. 29	California	1-2	L
Dec. 3	Boston	4-4	T
Dec. 6	Minnesota	1-0	W
Dec. 9	@ Chicago	1-6	L
Dec. 10	@ Boston	2-8	L
Dec. 12	@ Detroit	3-5	L
Dec. 13	Toronto	0-4	L
Dec. 16	@ NY Rangers	0-4	L
Dec. 17	Los Angeles	4-3	W
Dec. 19	@ Toronto	0-2	L
Dec. 20	Toronto	2-4	L
Dec. 22	NY Rangers	2-7	L
Dec. 26	@ Montreal	4-4	T
Dec. 27	Detroit	5-2	W
Jan. 1	Boston	4-9	L
Jan. 3	Chicago	3-5	L
Jan. 7	Detroit	7-4	W
Jan. 9	@ Detroit	2-3	L
Jan. 10	Los Angeles	2-2	T

EAST DIVISION

Jan. 13	@ Chicago	2-4	L
Jan. 14	St. Louis	2-1	W
Jan. 16	@ Minnesota	4-3	W
Jan. 17	Montreal	4-4	T
Jan. 21	NY Rangers	5-5	T
Jan. 23	@ St. Louis	1-7	L
Jan. 24	Philadelphia	6-4	W
Jan. 27	@ Los Angeles	3-3	T
Jan. 29	@ California	4-2	W
Jan. 31	@ Vancouver	6-1	W
Feb. 4	Los Angeles	5-2	W
Feb. 6	@ Boston	3-4	L
Feb. 7	Toronto	3-4	L
Feb. 9	@ Vancouver	3-6	L
Feb. 10	@ California	1-5	L
Feb. 12	California	3-0	W
Feb. 14	Philadelphia	3-2	W
Feb. 17	@ Chicago	1-5	L
Feb. 18	Pittsburgh	6-6	T
Feb. 20	@ Detroit	5-6	L
Feb. 21	St. Louis	1-3	L
Feb. 23	Boston	3-6	L
Feb. 25	@ Philadelphia	2-3	L
Feb. 27	@ Toronto	0-2	L
Feb. 28	Minnesota	5-2	W
Mar. 3	@ Los Angeles	3-3	T
Mar. 5	Chicago	2-2	T
Mar. 7	Vancouver	6-3	W
Mar. 13	@ St. Louis	0-9	L
Mar. 14	@ Minnesota	5-0	W
Mar. 18	St. Louis	5-3	W
Mar. 20	@ Montreal	2-5	L
Mar. 21	@ Boston	7-5	W
Mar. 23	@ NY Rangers	2-7	L
Mar. 26	Vancouver	3-1	W
Mar. 28	Minnesota	4-2	W
Mar. 31	@ Pittsburgh	6-4	W
Apr. 1	Pittsburgh	3-3	T
Apr. 4	@ Philadelphia	3-3	T

1971-72 | 16-43-19, 6th PLACE

Oct. 10	Pittsburgh	2-1	W
Oct. 12	@ St. Louis	1-4	L
Oct. 14	@ Boston	2-6	L
Oct. 16	@ Montreal	3-9	L
Oct. 17	Minnesota	2-3	L
Oct. 20	@ Toronto	7-2	W
Oct. 21	Chicago	2-5	L
Oct. 23	@ Minnesota	1-5	L
Oct. 24	St. Louis	2-3	L
Oct. 27	@ Los Angeles	3-2	W
Oct. 30	@ Vancouver	4-4	T
Oct. 31	@ California	2-2	T
Nov. 4	@ Detroit	4-4	T
Nov. 5	Philadelphia	5-2	W
Nov. 7	Detroit	3-3	T
Nov. 11	Los Angeles	2-4	L
Nov. 13	@ NY Rangers	2-5	L
Nov. 14	Montreal	2-2	T
Nov. 18	California	5-7	L
Nov. 21	Toronto	3-4	L
Nov. 24	@ Los Angeles	3-5	L
Nov. 27	@ Vancouver	2-5	L
Nov. 28	@ California	3-5	L
Dec. 1	@ NY Rangers	2-7	L
Dec. 2	Los Angeles	2-0	W
Dec. 4	@ St. Louis	1-5	L
Dec. 5	Minnesota	3-1	W
Dec. 9	Chicago	1-3	L
Dec. 11	@ Pittsburgh	3-3	T
Dec. 12	Toronto	2-4	L
Dec. 15	@ Chicago	1-2	L
Dec. 16	@ Philadelphia	0-5	L
Dec. 18	@ Boston	1-8	L
Dec. 19	Vancouver	5-1	W
Dec. 23	Boston	4-4	T
Dec. 25	@ St. Louis	4-4	T
Dec. 26	St. Louis	6-3	W
Dec. 29	Detroit	3-7	L
Dec. 31	@ Pittsburgh	3-3	T

EAST DIVISION

Jan. 2	California	4-4	T
Jan. 6	Boston	2-5	L
Jan. 9	Toronto	1-2	L
Jan. 13	NY Rangers	2-5	L
Jan. 15	@ Montreal	2-6	L
Jan. 16	Montreal	4-2	W
Jan. 20	Vancouver	1-0	W
Jan. 22	@ Detroit	2-3	L
Jan. 23	@ Boston	3-3	T
Jan. 26	@ NY Rangers	1-5	L
Jan. 27	Detroit	1-3	L
Jan. 30	Los Angeles	2-2	T
Feb. 3	NY Rangers	2-4	L
Feb. 5	@ Minnesota	3-3	T
Feb. 6	Boston	8-2	W
Feb. 10	@ Detroit	2-4	L
Feb. 12	@ Boston	1-5	L
Feb. 13	Philadelphia	4-4	T
Feb. 17	Pittsburgh	0-2	L
Feb. 19	@ Toronto	1-4	L
Feb. 20	Montreal	0-4	L
Feb. 23	@ Chicago	2-1	W
Feb. 24	Chicago	5-3	W
Feb. 27	California	4-4	T
Mar. 1	@ Montreal	1-4	L
Mar. 2	NY Rangers	3-4	L
Mar. 5	St. Louis	2-6	L
Mar. 8	@ California	3-6	L
Mar. 10	@ Vancouver	2-3	L
Mar. 11	@ Los Angeles	3-5	L
Mar. 14	@ Minnesota	4-3	W
Mar. 16	@ Philadelphia	3-3	T
Mar. 17	Vancouver	2-6	L
Mar. 19	@ Chicago	3-3	T
Mar. 22	@ Pittsburgh	4-3	W
Mar. 23	Minnesota	4-4	T
Mar. 26	Pittsburgh	2-2	T
Mar. 30	@ Philadelphia	1-3	L
Apr. 2	Philadelphia	3-2	W

1970-71 REGULAR-SEASON SCORING

NO.	PLAYER	GP	G	A	PTS	+/-	PIM	PP	SH	GW	GT	SHOTS	S%
11	Gilbert Perreault*	78	38	34	72	-38	19	14	0	5	3	210	18.1
10	Phil Goyette	60	15	46	61	-17	6	9	0	1	0	119	12.6
15	Gerry Meehan	77	24	31	55	-10	8	5	0	1	2	163	14.7
22	Don Marshall	62	20	29	49	-13	6	9	0	1	2	112	17.9
23	Eddie Shack	56	25	17	42	-28	93	10	0	4	1	194	12.9
19	Steve Atkinson*	57	20	18	38	3	12	0	1	2	3	126	15.9
21	Paul Andrea	47	11	21	32	-15	4	2	0	3	0	99	11.1
6	Al Hamilton	69	2	28	30	-22	71	0	0	0	0	98	2.0
26	Larry Keenan	51	7	20	27	-11	6	3	0	2	0	65	10.8
5	Doug Barrie*	75	4	23	27	-19	168	0	0	0	1	128	3.1
16	Ron Anderson	74	14	12	26	-12	44	0	1	3	0	139	10.1
20	Dick Duff	53	7	13	20	-18	12	0	0	1	1	67	10.4
17	Floyd Smith	77	6	11	17	-13	46	0	2	0	0	80	7.5
9	Rog Fleming	78	6	10	16	-8	159	0	0	0	0	54	11.1
7	Cliff Schmutz*	26	5	7	12	0	10	2	0	0	0	44	11.4
2	Jim Watson	78	2	9	11	-28	147	0	0	0	1	114	1.8
12	Skip Krake	74	4	5	9	-21	68	1	0	0	0	64	6.3
18	Kevin O'Shea*	41	4	4	8	-11	8	0	1	1	1	33	12.1
3	Tracy Pratt	76	1	7	8	0	179	0	0	0	0	34	2.9
24	Jean-Guy Talbot	57	0	7	7	0	36	0	0	0	0	41	0.0
14	Randy Wyrozub*	16	2	2	4	-1	6	1	0	0	0	22	9.1
19	Francois Lacombe	1	0	1	1	0	2	0	0	0	0	1	0.0
28	Dave Dryden	10	0	1	1	0	0	0	0	0	0	0	0.0
8	Billy Inglis	14	0	1	1	0	4	0	0	0	0	9	0.0
30	Joe Daley	38	0	1	1	0	12	0	0	0	0	0	0.0
19	Brian Perry	1	0	0	0	0	0	0	0	0	0	1	0.0
28	Terry Ball	2	0	0	0	0	0	0	0	0	0	2	0.0
21	Jean-Guy Lagace*	3	0	0	0	0	2	0	0	0	0	3	0.0
23	Paul Terbenche	3	0	0	0	0	2	0	0	0	0	1	0.0
24	Butch Deadmarsh*	10	0	0	0	0	9	0	0	0	0	7	0.0
20	Brian McDonald*	12	0	0	0	0	29	0	0	0	0	15	0.0
4	Mike McMahon	12	0	0	0	-1	4	0	0	0	0	20	0.0
25	Hap Myers*	13	0	0	0	1	6	0	0	0	0	14	0.0
1	Roger Crozier	43	0	0	0	0	0	0	0	0	0	0	0.0

NO.	GOALTENDER	GP	MIN	GAA	W	L	T	EN	SO	GA	SA	SV%
30	Joe Daley	38	2068:45	3.74	12	16	8	2	1	129	1232	.895
1	Roger Crozier	44	2194:49	3.69	9	20	7	1	1	135	1354	.900
28	Dave Dryden	10	408:08	3.23	3	3	0	2	1	22	227	.903
GOALTENDER TOTALS			4673:42	3.67	24	39	15	5	3	286	2813	.898

* - rookie

1971-72 REGULAR-SEASON SCORING

NO.	PLAYER	GP	G	A	PTS	+/-	PIM	PP	SH	GW	GT	SHOTS	S%
7	Rick Martin*	73	44	30	74	-39	36	19	0	5	4	266	16.5
11	Gilbert Perreault	76	26	48	74	-41	24	11	0	1	1	218	11.9
15	Gerry Meehan	77	19	27	46	-28	12	4	0	2	2	164	11.6
6	Al Hamilton	76	4	30	34	-12	105	1	0	1	1	91	4.4
23	Eddie Shack	60	11	14	25	-11	34	4	0	0	0	92	11.9
19	Steve Atkinson	67	14	10	24	-23	26	3	0	0	1	122	11.5
8	Jim Lorentz	37	10	14	24	-12	12	2	0	1	0	85	11.8
24	Chris Evans*	61	6	18	24	-20	98	2	0	0	0	99	6.1
10	Phil Goyette	37	3	21	24	-9	14	3	0	0	0	33	9.1
20	Don Luce	78	11	8	19	-18	38	0	0	1	1	126	8.7
9	Danny Lawson	78	10	6	16	-22	15	0	1	0	3	176	5.7
12	Mike Byers	46	9	7	16	-20	12	3	0	1	1	69	13.0
25	Craig Ramsay*	57	6	10	16	5	0	0	0	2	0	43	14.0
18	Kevin O'Shea	52	6	9	15	-19	44	0	0	0	1	56	10.7
3	Mike Robitaille	31	2	10	12	-13	22	1	0	0	0	62	3.2
5	Larry Hillman	43	1	11	12	-21	58	0	0	0	0	78	1.3
4	Tracy Pratt	27	0	10	10	-1	52	0	0	0	0	31	0.0
23	Rene Robert*	12	6	3	9	-5	2	3	0	0	2	42	14.3
2	Jim Watson	66	2	6	8	-33	101	1	0	0	1	78	2.6
26	Randy Wyrozub*	34	3	4	7	0	0	0	0	0	0	36	8.3
5	Doug Barrie	27	2	5	7	-21	45	0	0	1	1	24	



Year-By-Year Results RECORD BOOK



1972-73 | 37-27-14, 4th PLACE

Oct. 8	Atlanta	5-3	W
Oct. 11	Los Angeles	7-3	W
Oct. 14	@ Atlanta	1-1	T
Oct. 15	Toronto	3-2	W
Oct. 19	Vancouver	6-0	W
Oct. 21	@ St. Louis	1-1	T
Oct. 22	Atlanta	7-2	W
Oct. 25	Boston	2-2	T
Oct. 28	@ Montreal	3-3	T
Oct. 29	Minnesota	2-1	W
Nov. 1	@ Toronto	1-7	L
Nov. 4	@ Philadelphia	3-5	L
Nov. 5	St. Louis	1-1	T
Nov. 9	California	0-0	T
Nov. 11	@ Philadelphia	1-3	L
Nov. 12	Pittsburgh	1-0	W
Nov. 15	@ Los Angeles	3-3	T
Nov. 17	@ California	1-5	L
Nov. 19	@ Vancouver	5-9	L
Nov. 22	@ Detroit	2-6	L
Nov. 23	NY Rangers	5-3	W
Nov. 26	NY Islanders	9-2	W
Nov. 28	@ NY Islanders	7-2	W
Nov. 30	@ Boston	4-5	L
Dec. 2	@ Minnesota	6-8	L
Dec. 3	Minnesota	7-4	W
Dec. 6	@ NY Rangers	3-2	W
Dec. 7	Detroit	6-1	W
Dec. 10	Montreal	4-2	W
Dec. 13	Boston	7-3	W
Dec. 16	@ St. Louis	4-3	W
Dec. 17	Toronto	4-0	W
Dec. 20	Vancouver	6-3	W
Dec. 22	@ California	2-4	L
Dec. 23	@ Los Angeles	0-2	L
Dec. 27	@ NY Rangers	4-1	W
Dec. 28	Chicago	8-2	W
Dec. 31	@ Chicago	2-4	L
Jan. 3	NY Islanders	4-1	W

EAST DIVISION

Jan. 4	@ Detroit	2-4	L
Jan. 6	@ NY Rangers	4-1	W
Jan. 7	Philadelphia	2-0	W
Jan. 11	NY Rangers	2-4	L
Jan. 14	@ Boston	0-6	L
Jan. 18	Chicago	5-1	W
Jan. 20	@ Detroit	2-4	L
Jan. 21	Philadelphia	3-4	L
Jan. 25	Minnesota	5-2	W
Jan. 28	Atlanta	5-8	L
Feb. 1	Los Angeles	5-3	W
Feb. 3	@ NY Islanders	1-1	T
Feb. 4	NY Islanders	5-1	W
Feb. 7	@ Chicago	1-2	L
Feb. 8	California	4-0	W
Feb. 10	@ Montreal	1-2	L
Feb. 11	Detroit	2-5	L
Feb. 14	@ Toronto	3-2	W
Feb. 15	NY Rangers	4-1	W
Feb. 17	@ Pittsburgh	3-3	T
Feb. 18	Pittsburgh	4-1	W
Feb. 22	Vancouver	3-1	W
Feb. 24	@ Minnesota	2-4	L
Feb. 25	Pittsburgh	2-1	W
Mar. 1	@ Atlanta	4-4	T
Mar. 4	Montreal	2-4	L
Mar. 6	@ Los Angeles	2-2	T
Mar. 7	@ California	2-2	T
Mar. 9	@ Vancouver	2-5	L
Mar. 13	@ St. Louis	0-2	L
Mar. 15	Boston	1-4	L
Mar. 17	@ Montreal	3-3	T
Mar. 18	Toronto	5-1	W
Mar. 21	@ Chicago	2-6	L
Mar. 24	@ Pittsburgh	4-4	T
Mar. 25	@ Boston	1-6	L
Mar. 27	@ NY Islanders	3-2	W
Mar. 28	Philadelphia	6-3	W
Apr. 1	St. Louis	3-1	W

1973-74 | 32-34-12, 5th PLACE

Oct. 10	@ Toronto	4-7	L
Oct. 13	@ Minnesota	4-3	W
Oct. 14	Vancouver	1-3	L
Oct. 18	Los Angeles	6-2	W
Oct. 20	@ NY Islanders	2-1	W
Oct. 21	Toronto	4-3	W
Oct. 24	Chicago	3-1	W
Oct. 25	@ Boston	4-9	L
Oct. 28	NY Islanders	5-2	W
Oct. 31	California	3-2	W
Nov. 4	Montreal	1-1	T
Nov. 6	@ Vancouver	2-3	L
Nov. 9	@ California	3-6	L
Nov. 10	@ Los Angeles	5-3	W
Nov. 14	@ Atlanta	3-1	W
Nov. 17	@ Montreal	5-8	L
Nov. 18	California	0-2	L
Nov. 21	@ Atlanta	2-3	L
Nov. 22	NY Rangers	6-7	L
Nov. 25	Atlanta	3-4	L
Nov. 29	Los Angeles	2-1	W
Dec. 1	@ Detroit	4-1	W
Dec. 2	Detroit	6-1	W
Dec. 6	NY Rangers	8-4	W
Dec. 8	@ Boston	2-5	L
Dec. 9	Toronto	5-2	W
Dec. 12	@ NY Rangers	1-1	T
Dec. 15	@ Minnesota	3-4	L
Dec. 16	St. Louis	2-5	L
Dec. 19	@ Chicago	2-2	T
Dec. 20	Montreal	2-2	T
Dec. 22	@ Montreal	1-7	L
Dec. 23	Pittsburgh	3-2	W
Dec. 27	Detroit	3-1	W
Dec. 30	Philadelphia	4-5	L
Dec. 31	@ Detroit	6-5	W
Jan. 3	Pittsburgh	6-1	W
Jan. 5	@ Pittsburgh	2-5	L
Jan. 6	Vancouver	6-3	W

EAST DIVISION

Jan. 9	@ Atlanta	0-3	L
Jan. 10	NY Rangers	7-2	W
Jan. 12	@ Pittsburgh	2-5	L
Jan. 13	St. Louis	1-0	W
Jan. 17	@ Philadelphia	2-7	L
Jan. 19	@ NY Islanders	2-2	T
Jan. 20	California	6-4	W
Jan. 24	Montreal	1-4	L
Jan. 27	Vancouver	2-3	L
Jan. 31	@ Philadelphia	3-4	L
Feb. 2	@ St. Louis	1-6	L
Feb. 3	Toronto	3-3	T
Feb. 6	@ Los Angeles	1-5	L
Feb. 8	@ California	7-2	W
Feb. 10	@ Vancouver	2-5	L
Feb. 14	Los Angeles	4-2	W
Feb. 17	Detroit	2-1	W
Feb. 20	@ Toronto	2-4	L
Feb. 21	Atlanta	4-4	T
Feb. 24	Boston	3-2	W
Feb. 28	Chicago	2-2	T
Mar. 2	@ Philadelphia	2-4	L
Mar. 3	NY Islanders	4-3	W
Mar. 6	@ Minnesota	4-4	T
Mar. 8	@ Vancouver	4-2	W
Mar. 10	Philadelphia	3-4	L
Mar. 12	@ Boston	0-4	L
Mar. 14	Boston	3-4	L
Mar. 16	@ St. Louis	2-2	T
Mar. 17	Minnesota	5-2	W
Mar. 20	@ Chicago	3-2	W
Mar. 23	@ NY Islanders	1-1	T
Mar. 24	@ NY Rangers	3-5	L
Mar. 27	@ Detroit	1-3	L
Mar. 28	Chicago	2-2	T
Mar. 31	Minnesota	6-1	W
Apr. 4	@ Pittsburgh	2-4	L
Apr. 6	@ Toronto	1-3	L
Apr. 7	St. Louis	5-2	W

1972-73 REGULAR-SEASON SCORING

NO.	PLAYER	GP	G	A	PTS	+/-	PIM	PP	SH	GW	GT	SHOTS	S%
11	Gilbert Perreault	78	28	60	88	11	10	8	0	7	0	234	12.0
14	Rene Robert	75	40	43	83	15	83	9	0	6	0	265	15.1
7	Rick Martin	75	37	36	73	3	79	11	0	4	3	299	12.4
8	Jim Lorentz	78	27	35	62	6	30	11	0	5	1	175	15.4
15	Gerry Meehan	77	31	29	60	4	21	3	1	6	2	208	14.9
20	Don Luc	78	18	25	43	7	32	0	3	2	0	198	9.1
21	Hugh Harris*	60	12	26	38	8	17	0	0	0	0	121	9.9
5	Larry Hillman	78	5	24	29	-3	56	2	0	0	0	102	4.9
10	Craig Ramsay	76	11	17	28	12	15	0	1	1	0	89	12.4
12	Larry Mickey	77	15	9	24	-5	47	1	0	2	3	158	9.5
3	Mike Robitaille	65	4	17	21	9	40	0	0	0	1	182	2.2
6	Jim Schoenfeld*	66	4	15	19	12	178	1	0	0	0	91	4.4
19	Steve Atkinson	61	9	9	18	-5	36	2	0	1	1	96	9.4
2	Tim Horton	69	1	16	17	11	56	0	0	0	0	73	1.4
4	Tracy Pratt	74	1	15	16	9	116	0	0	0	0	63	1.6
9	Norm Gratton*	21	6	5	11	0	12	2	0	1	1	26	23.1
23	Larry Carriere*	40	2	8	10	-1	52	1	0	0	1	34	5.8
18	Paul Terbenche	42	0	7	7	7	8	0	0	0	0	20	0.0
16	Randy Wyrozub	45	3	3	6	-1	4	0	0	2	0	23	13.0
22	Doug Rombough*	5	2	0	2	2	0	0	0	0	0	3	66.7
9	Butch Deadmarsh	34	1	1	2	-2	26	1	0	0	0	15	6.6
17	Rick Dudley*	6	0	1	1	-2	7	0	0	0	0	6	0.0
24	John Gould	8	0	1	1	1	0	0	0	0	0	4	0.0
24	Ron Busniuk*	1	0	0	0	0	9	0	0	0	0	1	0.0
28	Rocky Farr*	1	0	0	0	0	0	0	0	0	0	0	0.0
22	Ray McKay	1	0	0	0	0	0	0	0	0	0	0	0.0
17	Bob Richer*	3	0	0	0	0	0	0	0	0	0	0	0.0
30	Dave Dryden	37	0	0	0	0	0	0	0	0	0	0	0.0
1	Roger Crozier	49	0	0	0	0	4	4	0	0	0	0	0.0
NO.	GOALTENDER	GP	MIN	GAA	W	L	T	EN	SO	GA	SA	SV%	
1	Roger Crozier	49	2627:26	2.76	23	13	7	3	3	121	1275	.905	
30	Dave Dryden	37	2014:49	2.65	14	13	7	3	3	89	966	.908	
28	Rocky Farr*	1	28:47	6.25	0	1	0	0	0	3	22	.864	
GOALTENDER TOTALS			4671:02	2.74	37	27	14	6	6	213	2263	.906	

* - rookie

1973-74 REGULAR-SEASON SCORING

NO.	PLAYER	GP	G	A	PTS	+/-	PIM	PP	SH	GW	GT	SHOTS	S%
7	Rick Martin	78	52	34	86	-22	38	8	0	6	3	320	16.3
14	Rene Robert	76	21	44	65	-18	71	3	0	5	1	245	8.5
20	Don Luc	75	26	30	56	3	44	2	3	1	2	237	10.9
8	Jim Lorentz	78	23	31	54	-19	28	12	0	4	0	154	14.9
11	Gilbert Perreault	55	18	33	51	-8	10	6	0	7	2	163	11.0
15	Gerry Meehan	72	20	26	46	-7	17	6	0	1	1	161	12.4
10	Craig Ramsay	78	20	26	46	15	0	1	2	3	2	154	12.9
23	Larry Carriere	77	6	24	30	5	103	3	0	0	0	114	5.3
17	Rick Dudley*	67	13	13	26	0	71	0	0	2	1	100	13.0
3	Mike Robitaille	71	2	18	20	2	60	2	0	0	0	185	1.0
4	Jerry Korab	45	6	12	18	-23	73	2	0	0	0	106	5.6
9	Norm Gratton	57	6	12	18	-9	16	2	0	0	0	53	11.3
19	Steve Atkinson	70	6	10	16	1	22	0	0	1	0	109	5.5
22	Doug Rombough*	46	6	9	15	3	27	0	0	1	0	38	15.7
18	Paul Terbenche	67	2	12	14	2	8	0	0	0	0	42	4.7
24	Peter McNab*	22	3	6	9	-3	9	0	0	0	0	24	12.5
6	Jim Schoenfeld	28	1	8	9	-9	56	0	0	0	0	49	2.0
12	Larry Mickey	13	3	4	7	5	8	0	0	0	0	18	16.6
4	Tracy Pratt	33	0	7	7	9	52	0	0	0	0	20	0.0
21	John Gould*	30	4	2	6	-7	2	0	0	1	0	48	8.3
2	Tim Horton	55	0	6	6	4	53	0	0	0	0	59	0.0
21	Brian Spencer	13	3	2	5	-3	4	1	0	0	0	21	14.2
21	Ron Busniuk*	5	0	3	3	-1	4	0	0	0	0	3	0.0
16	Real Lemieux	11	1	1	2	0	4	0	0	0	0	4	25.0
24	Bill Hajt*	6	0	2	2	-1	0	0	0	0	0	4	0.0
24	Randy Wyrozub	5	0	1	1	-1	0	0	0	0	0	4	0.0
30	Dave Dryden	53	0	1	1	0	4	0	0	0	0	0	



Year-By-Year Results RECORD BOOK



1978-79 | 36-28-16, 2nd PLACE

Oct. 12	NY Islanders	2-2	T
Oct. 14	@ Minnesota	5-2	W
Oct. 15	Detroit	2-3	L
Oct. 18	@ Toronto	0-2	L
Oct. 19	Toronto	1-0	W
Oct. 22	@ Vancouver	2-3	L
Oct. 26	@ Los Angeles	0-6	L
Oct. 28	@ St. Louis	7-7	T
Nov. 2	@ Philadelphia	3-3	T
Nov. 4	@ Minnesota	1-2	L
Nov. 5	Minnesota	2-1	W
Nov. 9	Pittsburgh	4-4	T
Nov. 11	@ Washington	2-0	W
Nov. 12	Boston	4-4	T
Nov. 15	@ Toronto	2-2	T
Nov. 16	St. Louis	6-2	W
Nov. 18	@ Detroit	3-1	W
Nov. 19	Minnesota	9-2	W
Nov. 22	Philadelphia	2-3	L
Nov. 23	@ Boston	2-5	L
Nov. 26	Colorado	4-1	W
Nov. 30	Boston	3-4	L
Dec. 2	@ Montreal	1-8	L
Dec. 3	Montreal	1-4	L
Dec. 7	Los Angeles	3-3	T
Dec. 9	@ Pittsburgh	4-4	T
Dec. 10	Toronto	5-3	W
Dec. 13	@ Chicago	6-2	W
Dec. 14	Chicago	3-2	W
Dec. 16	@ Minnesota	5-2	W
Dec. 17	Vancouver	6-3	W
Dec. 20	@ NY Rangers	3-6	L
Dec. 21	Atlanta	5-4	W
Dec. 23	@ Boston	4-6	L
Dec. 27	@ Colorado	5-2	W
Dec. 28	@ Vancouver	3-3	T
Dec. 31	Boston	3-7	L
Jan. 4	Chicago	3-3	T
Jan. 7	Detroit	4-3	W
Jan. 9	@ Atlanta	3-5	L

ADAMS DIVISION

Jan. 11	Washington	6-2	W
Jan. 13	@ Montreal	2-5	L
Jan. 14	Pittsburgh	4-5	L
Jan. 18	@ Philadelphia	4-4	T
Jan. 20	@ Boston	2-1	W
Jan. 25	NY Rangers	4-5	L
Jan. 27	@ Detroit	6-3	W
Jan. 28	Minnesota	1-3	L
Jan. 31	Atlanta	2-5	L
Feb. 3	@ Minnesota	2-1	W
Feb. 4	St. Louis	3-1	W
Feb. 14	NY Islanders*	2-1	W
Feb. 15	NY Rangers	4-3	W
Feb. 17	@ Pittsburgh	3-6	L
Feb. 18	Montreal	2-5	L
Feb. 21	@ Chicago	2-3	L
Feb. 22	Chicago	2-4	L
Feb. 24	@ Washington	6-4	W
Feb. 26	Toronto	3-1	W
Mar. 1	Minnesota	5-5	T
Mar. 3	@ NY Rangers	2-2	T
Mar. 4	Philadelphia	1-6	L
Mar. 6	@ NY Islanders	3-2	W
Mar. 8	Los Angeles	6-4	W
Mar. 10	@ Atlanta	5-5	T
Mar. 11	Atlanta	9-4	W
Mar. 14	@ Toronto	4-1	W
Mar. 15	Vancouver	4-2	W
Mar. 17	@ Philadelphia	3-5	L
Mar. 18	Washington	3-3	T
Mar. 21	@ Colorado	3-2	W
Mar. 23	@ Vancouver	4-3	W
Mar. 24	@ Los Angeles	3-2	W
Mar. 26	@ St. Louis	4-2	W
Mar. 28	Boston	9-2	W
Mar. 31	@ NY Islanders	0-2	L
Apr. 1	Toronto	3-6	L
Apr. 5	@ Boston	9-3	W
Apr. 7	@ Toronto	2-6	L
Apr. 8	Colorado	5-5	T

1979-80 | 47-17-16, 1st PLACE

Oct. 11	Washington	6-3	W
Oct. 13	@ NY Islanders	5-2	W
Oct. 14	Minnesota	4-5	L
Oct. 17	Hartford	3-1	W
Oct. 20	@ St. Louis	2-3	L
Oct. 21	Vancouver	3-3	T
Oct. 24	Pittsburgh	7-3	W
Oct. 25	@ Detroit	0-4	L
Oct. 27	@ Quebec	3-0	W
Oct. 28	Colorado	4-2	W
Oct. 31	@ Chicago	0-0	T
Nov. 3	@ Toronto	4-3	W
Nov. 4	@ Philadelphia	1-3	L
Nov. 8	Chicago	3-3	T
Nov. 10	@ Washington	5-3	W
Nov. 11	Colorado	3-5	L
Nov. 15	Atlanta	5-1	W
Nov. 17	@ Minnesota	4-2	W
Nov. 18	Edmonton	9-7	W
Nov. 21	@ Hartford	3-5	L
Nov. 24	@ Washington	6-1	W
Nov. 25	Minnesota	6-2	W
Nov. 27	@ Boston	5-2	W
Nov. 29	NY Rangers	2-1	W
Dec. 2	Washington	2-0	W
Dec. 5	Atlanta	6-1	W
Dec. 7	@ Colorado	5-3	W
Dec. 10	Detroit	4-0	W
Dec. 13	Chicago	5-2	W
Dec. 15	@ Philadelphia	2-3	L
Dec. 16	Boston	1-5	L
Dec. 19	@ Winnipeg	3-2	W
Dec. 20	Los Angeles	5-3	W
Dec. 22	@ Hartford	4-2	W
Dec. 23	Quebec	1-3	L
Dec. 27	Toronto	5-3	W
Dec. 29	@ Montreal	3-6	L
Dec. 31	Winnipeg	6-2	W
Jan. 5	@ Pittsburgh	5-4	W
Jan. 6	Philadelphia	2-4	L

ADAMS DIVISION

Jan. 9	NY Islanders	3-2	W
Jan. 11	@ Colorado	4-3	W
Jan. 13	@ Edmonton	5-6	L
Jan. 16	@ Los Angeles	4-2	W
Jan. 18	@ Vancouver	2-2	T
Jan. 20	Edmonton	4-4	T
Jan. 21	@ Atlanta	3-3	T
Jan. 24	@ Boston	3-4	L
Jan. 26	@ Montreal	7-2	W
Jan. 27	Los Angeles	9-1	W
Jan. 31	NY Rangers	6-2	W
Feb. 2	@ NY Islanders	2-3	L
Feb. 3	Vancouver	3-0	W
Feb. 7	Pittsburgh	9-0	W
Feb. 9	@ St. Louis	2-3	L
Feb. 11	St. Louis	4-2	W
Feb. 14	Boston	3-3	T
Feb. 16	@ Detroit	4-3	W
Feb. 17	Montreal	2-2	T
Feb. 19	@ Quebec	3-1	W
Feb. 20	Winnipeg	4-3	W
Feb. 24	@ Chicago	1-3	L
Feb. 27	Philadelphia	1-1	T
Feb. 29	@ Edmonton	4-2	W
Mar. 2	@ Minnesota	2-2	T
Mar. 5	@ NY Rangers	2-4	L
Mar. 6	Hartford	4-3	W
Mar. 9	St. Louis	9-4	W
Mar. 12	@ Winnipeg	3-3	T
Mar. 15	@ Los Angeles	2-2	T
Mar. 19	@ Vancouver	3-3	T
Mar. 22	@ Toronto	5-1	W
Mar. 23	NY Islanders	1-1	T
Mar. 25	@ NY Rangers	3-3	T
Mar. 27	Detroit	10-1	W
Mar. 30	Montreal	1-1	T
Apr. 1	@ Atlanta	5-2	W
Apr. 3	Quebec	8-3	W
Apr. 5	@ Pittsburgh	9-1	W
Apr. 6	Toronto	7-3	W

* - rescheduled from Jan. 21

1978-79 REGULAR-SEASON SCORING

NO.	PLAYER	GP	G	A	PTS	+/-	PIM	PP	SH	GW	GT	SHOTS	S%
11	Gilbert Perreault	79	27	58	85	12	20	6	0	4	0	172	15.7
18	Danny Gare	71	27	40	67	17	90	7	0	3	4	260	10.4
14	Rene Robert	68	22	40	62	-13	46	1	0	6	0	206	10.7
20	Don Luce	79	26	35	61	20	14	6	2	7	2	149	17.4
10	Craig Ramsay	80	26	31	57	21	10	4	3	3	3	113	23.0
7	Rick Martin	73	32	21	53	-7	35	8	0	3	0	250	12.8
4	Jerry Korab	78	11	40	51	8	104	8	1	0	2	204	5.4
16	Ric Seiling	78	20	22	42	15	56	2	0	4	0	136	14.7
12	Andre Savard	65	18	22	40	2	20	2	2	1	0	97	18.6
19	Derek Smith	43	14	12	26	-5	8	1	0	0	2	85	16.5
9	Jacques Richard	61	10	15	25	8	26	0	0	1	1	85	11.8
6	Jim Schoenfeld	46	8	17	25	8	67	6	0	0	0	99	8.1
8	Tony McKeegney*	52	8	14	22	-1	10	0	0	1	0	67	11.9
5	Lee Fogolin	74	3	19	22	-3	103	0	0	0	0	70	4.3
3	Bill Stewart*	68	1	17	18	4	101	0	0	0	0	87	1.1
25	Terry Martin	64	6	8	14	-17	33	1	0	0	0	38	15.8
15	Gary McAdam	40	6	5	11	-6	13	1	0	1	0	39	15.4
17	Rick Dudley	24	5	6	11	11	2	0	0	1	0	36	13.9
22	Jocelyn Guevremont	34	3	8	11	12	8	0	0	0	0	51	5.9
24	Bill Hajt	40	3	8	11	-5	20	0	1	1	0	53	5.7
23	Ken Breitenbach	30	1	8	9	5	25	0	0	0	0	41	2.4
21	Dave Schultz	28	2	3	5	-12	86	0	0	0	1	16	12.5
15	Mike Boland*	22	1	2	3	5	29	0	0	0	1	17	5.9
29	Richie Dunn*	24	0	3	3	-2	14	0	0	0	0	18	0.0
27	Larry Playfair*	26	0	3	3	1	60	0	0	0	0	12	0.0
1	Don Edwards	54	0	2	2	0	8	0	0	0	0	0	0.0
30	Randy Ireland*	2	0	0	0	0	0	0	0	0	0	0	0.0
28	Bob Sauve*	29	0	0	0	0	2	0	0	0	0	0	0.0
NO. GOALTENDER	GP	MIN	GAA	W	L	T	EN	SO	GA	SA	SV%		
1	Don Edwards	54	3:57.38	3.02	26	18	9	1	2	159	1569	.899	
28	Bob Sauve*	29	16:08.32	3.73	10	10	7	0	0	100	805	.876	
30	Randy Ireland*	2	29:53	6.02	0	0	0	0	0	3	21	.857	
GOALTENDER TOTALS	4796:03	3.28	36	28	16	1	2	262	2395	.891			

* - rookie

1979-80 REGULAR-SEASON SCORING

NO.	PLAYER	GP	G	A	PTS	+/-	PIM	PP	SH	GW	GT	SHOTS	S%
11	Gilbert Perreault	80	40	66	106	33	57	10	0	5	1	180	22.2
18	Danny Gare	76	56	33	89	48	90	17	0	11	3	270	20.7
7	Rick Martin	80	45	34	79	19	54	8	0	3	1	257	17.5
19	Derek Smith	79	24	39	63	33	16	8	0	3	0	137	17.5
16	Ric Seiling	80	25	35	60	30	54	5	1	2	2	155	16.1
10	Craig Ramsay	80	21	39	60	15	18	5	0	4	1	103	20.4
8	Tony McKeegney	80	23	29	52	40	24	1	0	6	1	140	16.4
5	John Van Boxmeer	80	11	40	51	40	55	4	0	1	2	198	5.5
20	Don Luce	80	14	29	43	20	30	0	0	0	2	137	10.2
3	Richie Dunn	80	7	31	38	25	59	4	0	2	0	147	4.8
6	Jim Schoenfeld	77	9	27	36	60	72	4	0	1	2	114	7.9
9	Rick Dudley	66	11	22	33	12	58	0	0	2	0	109	10.1
22	Lindy Ruff*	63	5	14	19	0	38	1	0	0	0	77	6.5
17	John Gould	52	9	9	18	9	11	0	0	2	0	72	12.5
24	Bill Hajt	75	4	12	16	35	24	0	1	0	0	63	6.3
12	Andre Savard	33	3	10	13	4	16	0	0	2	0	36	8.3
27	Larry Playfair	79	2	10	12	13	145	0	0	0	0	32	6.3
4	Jerry Korab	43	1	10	11	0	74	0	0	1	0	55	1.8
25	Bob Mongrain*	34	4	6	10	6	4	0	0	1	0	33	12.1
15	Rob McClanahan*	13	2	5	7	8	0	0	0	0	0	13	15.4
23	Mike Ramsey*	13	1	6	7	9	6	0	0	1	0	17	5.9
28	Bob Sauve	32	0	4	0	2	0	0	0	0	0	0	0.0
21	Dave Schultz	13	1	0	1	0	28	0	0	0	0	1	100
1	Don Edwards	49	0	1	1	0	8	0	0	0	0	0	0.0
NO. GOALTENDER	GP	MIN	GAA	W	L	T	EN	SO</					



Year-By-Year Results RECORD BOOK



1980-81 | 39-20-21, 1st PLACE | ADAMS DIVISION

Oct. 9	@ Chicago	3-4	L	Jan. 11	Los Angeles	4-4	T
Oct. 12	Hartford	3-3	T	Jan. 14	Minnesota	1-1	T
Oct. 15	Edmonton	2-0	W	Jan. 16	Edmonton	5-5	T
Oct. 18	@ Pittsburgh	4-2	W	Jan. 18	NY Rangers	4-0	W
Oct. 19	Toronto	2-4	L	Jan. 19	@ Boston	1-5	L
Oct. 22	Winnipeg	7-4	W	Jan. 21	@ Quebec	6-5	W
Oct. 25	@ Montreal	5-2	W	Jan. 24	@ Washington	7-4	W
Oct. 26	NY Islanders	5-2	W	Jan. 26	@ NY Islanders	5-3	W
Oct. 29	Pittsburgh	1-1	T	Jan. 28	Philadelphia	4-4	T
Nov. 1	@ Detroit	4-2	W	Jan. 31	@ Hartford	5-3	W
Nov. 2	Vancouver	4-3	W	Feb. 1	Winnipeg	4-0	W
Nov. 5	Colorado	5-3	W	Feb. 5	@ Philadelphia	4-0	W
Nov. 8	@ Washington	3-3	T	Feb. 6	Detroit	7-3	W
Nov. 9	Washington	3-3	T	Feb. 8	St. Louis	3-3	T
Nov. 12	Detroit	4-4	T	Feb. 12	Washington	6-3	W
Nov. 15	@ NY Islanders	1-4	L	Feb. 14	@ Calgary	4-4	T
Nov. 16	Quebec	8-1	W	Feb. 15	@ Edmonton	2-2	T
Nov. 19	@ Chicago	2-5	L	Feb. 19	@ Montreal	2-5	L
Nov. 21	@ Winnipeg	4-2	W	Feb. 21	@ Pittsburgh	6-1	W
Nov. 23	@ Edmonton	3-6	L	Feb. 22	Montreal	2-4	L
Nov. 25	@ St. Louis	3-5	L	Feb. 25	@ NY Rangers	3-6	L
Nov. 27	Calgary	6-3	W	Feb. 27	Chicago	6-1	W
Nov. 29	@ Hartford	5-2	W	Mar. 1	@ Boston	4-6	L
Nov. 30	Colorado	4-1	W	Mar. 4	Calgary	4-0	W
Dec. 3	Montreal	5-6	L	Mar. 6	Hartford	3-5	L
Dec. 6	@ Minnesota	3-3	T	Mar. 8	Philadelphia	8-4	W
Dec. 7	Pittsburgh	10-1	W	Mar. 11	@ Minnesota	1-3	L
Dec. 9	@ Colorado	4-4	T	Mar. 13	@ Winnipeg	5-2	W
Dec. 11	@ Calgary	4-8	L	Mar. 14	@ Vancouver	1-2	L
Dec. 13	@ Toronto	5-4	W	Mar. 17	@ Los Angeles	3-1	W
Dec. 14	Vancouver	2-2	T	Mar. 19	Toronto	14-4	W
Dec. 20	@ Los Angeles	7-4	W	Mar. 21	@ Toronto	6-2	W
Dec. 21	@ Vancouver	3-3	T	Mar. 22	St. Louis	5-6	L
Dec. 26	Chicago	3-2	W	Mar. 25	NY Rangers	4-2	W
Dec. 28	Boston	5-2	W	Mar. 27	@ Colorado	5-3	W
Dec. 31	Los Angeles	2-5	L	Mar. 28	@ St. Louis	4-7	L
Jan. 3	@ Quebec	3-3	T	Mar. 30	Boston	2-2	T
Jan. 4	Minnesota	2-2	T	Apr. 2	@ Philadelphia	2-2	T
Jan. 7	Quebec	5-1	W	Apr. 4	@ Detroit	5-4	W
Jan. 9	@ NY Rangers	3-3	T	Apr. 5	NY Islanders	3-7	L

1981-82 | 39-26-15, 3rd PLACE | ADAMS DIVISION

Oct. 7	Washington	5-3	W	Jan. 6	Detroit	5-2	W
Oct. 10	@ Montreal	0-9	L	Jan. 9	@ Hartford	3-2	W
Oct. 11	Vancouver	2-2	T	Jan. 10	Los Angeles	6-4	W
Oct. 14	Quebec	4-2	W	Jan. 13	Chicago	6-2	W
Oct. 17	@ Washington	4-2	W	Jan. 15	Toronto	8-2	W
Oct. 18	Montreal	3-3	T	Jan. 17	Hartford	7-1	W
Oct. 21	Winnipeg	2-2	T	Jan. 19	@ Montreal	2-2	T
Oct. 23	Toronto	6-2	W	Jan. 22	Quebec	5-3	W
Oct. 25	Minnesota	3-6	L	Jan. 23	@ Quebec	3-2	W
Oct. 28	St. Louis	6-2	W	Jan. 27	@ Vancouver	3-4	L
Oct. 31	@ Pittsburgh	1-3	L	Jan. 29	@ Edmonton	1-3	L
Nov. 1	Philadelphia	6-2	W	Jan. 30	@ Calgary	2-3	L
Nov. 4	Calgary	3-3	T	Feb. 3	Boston	2-5	L
Nov. 7	@ NY Islanders	6-2	W	Feb. 4	@ Boston	2-5	L
Nov. 8	Hartford	2-2	T	Feb. 7	NY Islanders	3-7	L
Nov. 11	@ NY Rangers	3-7	L	Feb. 10	Winnipeg	4-3	W
Nov. 13	NY Rangers	3-3	T	Feb. 11	@ Philadelphia	4-6	L
Nov. 15	Boston	3-1	W	Feb. 16	@ St. Louis	2-1	W
Nov. 18	@ Chicago	3-4	L	Feb. 17	@ Chicago	3-2	W
Nov. 20	@ Colorado	4-3	W	Feb. 20	@ Montreal	2-2	T
Nov. 21	@ Los Angeles	7-1	W	Feb. 21	Colorado	6-2	W
Nov. 25	@ Detroit	3-1	W	Feb. 24	Edmonton	3-6	L
Nov. 28	@ Toronto	4-4	T	Feb. 26	@ Winnipeg	4-4	T
Nov. 29	NY Islanders	5-2	W	Feb. 27	@ Minnesota	5-5	T
Dec. 3	@ Boston	3-6	L	Mar. 3	Hartford	3-3	T
Dec. 4	@ Hartford	4-2	W	Mar. 6	@ Hartford	2-2	T
Dec. 6	Pittsburgh	7-4	W	Mar. 7	Montreal	3-5	L
Dec. 9	Colorado	7-1	W	Mar. 10	@ Vancouver	7-4	W
Dec. 12	@ Detroit	4-2	W	Mar. 12	@ Edmonton	3-2	W
Dec. 13	Quebec	4-4	T	Mar. 13	@ Calgary	1-4	L
Dec. 15	Los Angeles	3-4	L	Mar. 16	Boston	3-3	T
Dec. 17	@ Philadelphia	1-2	L	Mar. 18	@ Hartford	1-4	L
Dec. 19	@ Quebec	3-7	L	Mar. 20	@ Boston	4-6	L
Dec. 20	Hartford	8-2	W	Mar. 21	Montreal	4-5	W
Dec. 22	@ St. Louis	2-3	L	Mar. 25	@ Boston	1-5	L
Dec. 26	@ Pittsburgh	7-5	W	Mar. 26	NY Rangers	5-8	L
Dec. 27	Washington	3-2	W	Mar. 28	Boston	9-5	W
Dec. 31	Minnesota	4-2	W	Mar. 30	@ Quebec	6-4	W
Jan. 2	@ Quebec	3-6	L	Apr. 3	@ Montreal	5-4	W
Jan. 3	Montreal	3-2	W	Apr. 4	Quebec	4-7	L

1980-81 REGULAR-SEASON SCORING

NO.	PLAYER	GP	G	A	PTS	+/-	PIM	PP	SH	GW	GT	SHOTS	S%
18	Danny Gare	73	46	39	85	12	109	15	0	7	2	249	18.5
12	Andre Savard	79	31	43	74	33	63	2	2	4	1	149	20.8
8	Tony McKegney	80	37	32	69	11	24	9	0	4	0	236	15.7
4	John Van Boxmeer	80	18	51	69	-2	69	6	1	2	2	258	7.0
19	Derek Smith	69	21	43	64	14	12	11	0	2	0	166	12.7
10	Craig Ramsay	80	24	35	59	40	12	1	1	3	2	110	21.8
11	Gilbert Perreault	56	20	39	59	2	56	5	0	3	1	150	13.3
16	Ric Seiling	74	30	27	57	21	80	2	1	4	2	140	21.4
3	Richie Dunn	79	7	42	49	21	34	4	0	1	2	174	4.0
14	Alan Haworth*	49	16	20	36	-7	34	4	0	1	1	72	22.2
6	Jim Schoenfeld	71	8	25	33	27	110	3	0	0	0	101	7.9
20	Don Luce	61	15	13	28	14	19	0	4	2	1	94	16.0
22	Lindy Ruff	65	8	18	26	2	121	1	0	2	0	97	8.2
9	Rick Dudley	38	10	13	23	7	10	2	0	0	0	49	20.4
7	Rick Martin	23	7	14	21	4	20	2	0	3	1	57	12.3
24	Bill Hajt	68	2	19	21	36	42	0	0	0	0	58	3.4
9	Gilles Hamel*	51	10	9	19	-8	53	2	0	0	2	56	17.9
5	Mike Ramsey*	72	3	14	17	3	56	0	0	1	0	72	4.2
15	Rob McClanahan*	53	3	12	15	-19	38	1	0	1	1	67	4.5
21	J.F. Sauve*	20	5	9	14	-2	12	3	0	0	0	26	19.2
27	Larry Playfair	75	3	9	12	5	169	0	0	1	1	54	5.6
26	Steve Patrick*	30	1	7	8	1	25	0	0	0	0	35	2.9
9	Mike Moller*	5	2	2	4	3	0	0	0	0	0	7	28.6
1	Don Edwards	45	0	2	2	0	0	0	0	0	0	0	0.0
28	Bob Sauve	35	0	1	1	0	0	0	0	0	0	0	0.0
23	Randy Cunneynworth*	1	0	0	0	0	2	0	0	0	0	1	0.0
25	Bob Mongrain	4	0	0	0	-2	2	0	0	0	0	2	0.0

NO.	GOALTENDER	GP	MIN	GAA	W	L	T	EN	SO	GA	SA	SV%
1	Don Edwards	45	2695:41	2.96	23	10	12	4	3	133	1303	.898
28	Bob Sauve	35	2097:32	3.18	16	10	9	2	2	111	926	.880
GOALTENDER TOTALS			4793:13	3.05	39	20	21	6	5	244	2229	.891

* - rookie

1981-82 REGULAR-SEASON SCORING

NO.	PLAYER	GP	G	A	PTS	+/-	PIM	PP	SH	GW	GT	SHOTS	S%
11	Gilbert Perreault	62	31	42	73	19	40	2	0	4	0	155	20.0
4	John Van Boxmeer	69	14	54	68	23	62	7	0	1	1	196	7.1
15	Yvon Lambert	77	25	39	64	22	38	14	0	4	2	108	23.1
21	J.F. Sauve*	69	19	36	55	7	49	5	0	1	0	121	15.7
8	Tony McKegney	73	23	29	52	-12	41	8	0	0	1	187	12.3
17	Mike Foligno	56	20	31	51	20	149	4	0	6	0	124	16.1
10	Craig Ramsay	80	16	35	51	14	8	0	1	2	1	109	14.7
22	Lindy Ruff	79	16	32	48	2	194	3	0	6	1	181	8.8
16	Ric Seiling	57	22	25	47	7	58	7	1	3	1	113	19.5
7	Dale McCourt	52	20	22	42	-1	12	4	1	2	1	122	16.4
14	Alan Haworth*	57	21	18	39	6	30	3	0	1	2	114	18.4
12	Andre Savard	62	18	20	38	5	24	2	1	3	0	118	15.3
5	Mike Ramsey	80	7	23	30	18	56	2	0	0	0	94	7.4
3	Richie Dunn	72	7	19	26	6	73	0	0	1	1	122	5.7
18	Danny Gare	22	7	14	21	0	25	2	0	1	0	71	9.9
26	Steve Patrick	41	8	8	16	3	64	0	0	0	0	52	15.4
27	Larry Playfair	77	6	10	16	-5	258	0	0	0	3	68	8.8
20	Brent Peterson	46	9	5	14	-3	43	0	0	0	0	41	22.0
24	Bill Hajt	65	2	9	11	11	44	0	0	0	0	58	3.4
25	Bob Mongrain	24	6	4	10	-3	6	0	0	2	0	29	20.7
9	Gilles Hamel	16	2	7	9	-1	2	0	0	1	0	17	11.8
23	Bob Hess	33	0	8	8	6	14	0	0	0	0	33	0.0
28	Ron Fischer*	15	0	7	7	-3	6	0	0	0	0	16	0.0
7	Randy Cunneynworth*	20	2	4	6	-3	47	0	0	0	0	33	6.1
6	Jim Schoenfeld	13	3	2	5	5	30	0	0	1	0	21	14.3
19	Derek Smith	13	3	1	4	0	2	0	0	0	1	15	20.0
1	Don Edwards	62	0	2	2	0	2	0	0	0	0	0	0.0
23	Sean McKenna*	3	0	1	1	3	2	0	0	0	0	6	0.0
23	Hannu Virta*	3	0	1	1	-4	4	0	0	0	0	3	0.0
28	Jim Walsh*	4	0	1	1	1	4	0	0	0	0	8	0.0
19	Jeff Eatough*	1	0	0	0	-1	0	0	0	0	0	0	0.0
20	Kai Suikkanen*	1	0	0	0	-1	0	0	0	0	0	0	0.0
30	Paul Harrison	6	0	0	0	0	2	0	0	0	0	0	0.0
29	Jacques Cloutier*	7	0										



RECORD BOOK



1982-83 | 38-29-13, 3rd PLACE

Oct. 6	Quebec	4-6	L
Oct. 9	@ Quebec	4-6	L
Oct. 10	Hartford	4-4	T
Oct. 14	@ Philadelphia	2-4	L
Oct. 16	@ Washington	9-2	W
Oct. 17	Edmonton	6-4	W
Oct. 20	@ Chicago	0-4	L
Oct. 23	@ Detroit	2-6	L
Oct. 24	St. Louis	6-2	W
Oct. 26	@ Montreal	7-7	T
Oct. 30	@ Toronto	3-3	T
Oct. 31	Montreal	3-1	W
Nov. 3	Boston	2-3	L
Nov. 6	@ Hartford	5-2	W
Nov. 7	Vancouver	3-1	W
Nov. 10	Philadelphia	7-2	W
Nov. 13	@ Boston	2-3	L
Nov. 14	Pittsburgh	6-6	T
Nov. 17	@ Winnipeg	7-2	W
Nov. 18	@ Minnesota	1-2	L
Nov. 20	@ Los Angeles	5-2	W
Nov. 24	@ Hartford	4-2	W
Nov. 26	St. Louis	8-6	W
Nov. 28	NY Rangers	7-3	W
Dec. 1	Montreal	2-2	T
Dec. 4	@ Quebec	2-3	L
Dec. 5	Chicago	3-3	T
Dec. 8	@ Pittsburgh	2-4	L
Dec. 11	@ Montreal	2-3	L
Dec. 12	Hartford	1-3	L
Dec. 14	@ NY Islanders	5-3	W
Dec. 16	@ Boston	1-8	L
Dec. 18	@ Quebec	5-4	W
Dec. 19	Quebec	3-1	W
Dec. 22	@ NY Rangers	3-1	W
Dec. 26	Detroit	2-2	T
Dec. 31	NY Islanders	5-1	W
Jan. 2	Hartford	8-4	W
Jan. 4	@ NY Islanders	2-5	L
Jan. 5	@ NY Rangers	3-3	T

ADAMS DIVISION

Jan. 7	Vancouver	5-5	T
Jan. 9	Los Angeles	7-2	W
Jan. 12	Quebec	2-1	W
Jan. 14	Washington	3-2	W
Jan. 15	@ Washington	4-2	W
Jan. 20	@ Boston	0-4	L
Jan. 22	@ Montreal	1-4	L
Jan. 23	Winnipeg	5-2	W
Jan. 26	Montreal	7-3	W
Jan. 28	Chicago	6-2	W
Jan. 29	@ Toronto	3-5	L
Feb. 2	Minnesota	2-2	T
Feb. 5	@ Quebec	0-0	T
Feb. 6	Boston	1-5	L
Feb. 10	@ Los Angeles	2-7	L
Feb. 12	@ Calgary	2-4	L
Feb. 14	@ St. Louis	4-6	L
Feb. 16	Boston	3-1	W
Feb. 18	Calgary	5-1	W
Feb. 20	Edmonton	4-5	L
Feb. 21	@ New Jersey	4-4	T
Feb. 23	Philadelphia	4-2	W
Feb. 25	Boston	7-6	W
Feb. 27	New Jersey	6-2	W
Mar. 1	@ Hartford	6-5	W
Mar. 3	@ Boston	3-2	W
Mar. 4	Pittsburgh	10-2	W
Mar. 6	Detroit	6-4	W
Mar. 8	@ Minnesota	1-5	L
Mar. 9	@ Winnipeg	0-6	L
Mar. 12	@ Vancouver	3-8	L
Mar. 13	@ Edmonton	2-6	L
Mar. 16	Calgary	5-3	W
Mar. 19	@ Montreal	6-4	W
Mar. 20	Montreal	4-7	L
Mar. 23	Hartford	8-3	W
Mar. 27	Quebec	6-6	T
Mar. 29	@ Hartford	4-5	L
Mar. 31	@ New Jersey	8-5	W
Apr. 3	Toronto	3-4	L

1983-84 | 48-25-7, 2nd PLACE

Oct. 5	Hartford	5-3	W
Oct. 8	@ Quebec	2-9	L
Oct. 9	Washington	5-2	W
Oct. 12	@ Toronto	4-4	T
Oct. 15	@ Boston	3-5	L
Oct. 16	NY Islanders	2-3	L
Oct. 18	@ Pittsburgh	3-1	W
Oct. 22	@ Hartford	5-2	W
Oct. 23	Winnipeg	5-2	W
Oct. 26	@ Detroit	5-6	L*
Oct. 28	Los Angeles	3-3	T
Oct. 30	Montreal	5-4	W
Nov. 2	NY Rangers	3-3	T
Nov. 5	@ NY Islanders	0-4	L
Nov. 6	Quebec	1-7	L
Nov. 9	Boston	3-1	W
Nov. 11	Toronto	3-1	W
Nov. 13	Calgary	11-2	W
Nov. 16	@ Winnipeg	6-5	W*
Nov. 18	@ Edmonton	0-7	L
Nov. 19	@ Calgary	5-2	W
Nov. 23	@ NY Rangers	6-4	W
Nov. 25	Chicago	5-2	W
Nov. 26	@ Quebec	2-3	L
Nov. 29	@ Montreal	5-2	W
Dec. 2	St. Louis	7-6	W
Dec. 4	Montreal	6-2	W
Dec. 6	@ St. Louis	2-8	L
Dec. 7	@ Chicago	2-4	L
Dec. 10	@ Boston	4-2	W
Dec. 11	@ Philadelphia	6-5	W
Dec. 14	New Jersey	3-3	T
Dec. 17	@ Hartford	4-1	W
Dec. 18	Vancouver	3-2	W
Dec. 21	Hartford	3-6	L
Dec. 26	Boston	1-2	L
Dec. 27	@ Montreal	7-4	W
Dec. 29	Quebec	8-5	W
Dec. 31	NY Rangers	2-3	L
Jan. 4	Winnipeg	9-4	W

ADAMS DIVISION

Jan. 7	@ Washington	4-2	W
Jan. 8	Montreal	4-3	W
Jan. 11	Philadelphia	6-2	W
Jan. 13	Edmonton	3-1	W
Jan. 14	@ Detroit	2-1	W
Jan. 17	@ Vancouver	5-1	W
Jan. 18	@ Los Angeles	4-0	W
Jan. 21	@ St. Louis	2-1	W
Jan. 23	@ Boston	5-3	W
Jan. 25	Washington	2-2	T
Jan. 27	Detroit	2-2	T
Jan. 29	Pittsburgh	7-3	W
Feb. 2	@ Boston	3-5	L
Feb. 3	Minnesota	1-4	L
Feb. 5	Quebec	1-2	L
Feb. 8	@ Pittsburgh	6-5	W*
Feb. 9	New Jersey	8-5	W
Feb. 11	@ Montreal	4-3	W
Feb. 15	Boston	7-4	W
Feb. 17	Minnesota	5-4	W*
Feb. 19	Hartford	5-2	W
Feb. 21	@ Philadelphia	5-4	W*
Feb. 23	@ Hartford	2-3	L
Feb. 25	@ Minnesota	1-5	L
Feb. 27	Boston	1-3	L
Feb. 29	@ Chicago	3-4	L
Mar. 3	@ Quebec	2-4	L
Mar. 4	Quebec	1-1	T
Mar. 6	@ Montreal	8-3	W
Mar. 9	Los Angeles	7-3	W
Mar. 11	Hartford	4-3	W*
Mar. 14	@ Calgary	4-2	W
Mar. 17	@ Vancouver	5-2	W
Mar. 18	@ Edmonton	3-4	L
Mar. 21	Montreal	4-4	W
Mar. 24	@ New Jersey	6-0	W
Mar. 25	NY Islanders	3-5	L
Mar. 27	@ Hartford	1-4	L
Mar. 31	@ Quebec	1-4	L
Apr. 1	Toronto	4-2	W

* - overtime decision

1982-83 REGULAR-SEASON SCORING

NO.	PLAYER	GP	G	A	PTS	+/-	PIM	PP	SH	GW	GT	SHOTS	S%
11	Gilbert Perreault	77	30	46	76	-9	34	8	2	5	0	192	15.6
8	Tony McKegney	78	36	37	73	1	18	10	0	2	1	178	20.2
6	Phil Housley*	77	19	47	66	-4	39	11	0	2	2	183	10.4
7	Dale McCourt	62	20	32	52	-11	10	3	1	3	1	117	17.1
17	Mike Foligno	66	22	25	47	8	135	4	0	4	2	132	16.7
9	Gilles Hamel	66	22	20	42	6	26	2	0	1	1	121	18.2
16	Ric Seiling	75	19	22	41	-3	41	6	0	2	0	127	15.0
12	Andre Savard	68	16	25	41	11	28	3	2	2	0	122	13.1
5	Mike Ramsey	77	8	30	38	18	55	1	1	1	0	117	6.8
29	Dave Andreychuk*	43	14	23	37	4	16	3	0	1	0	65	21.5
3	Hannu Virta*	74	13	24	37	6	18	2	2	1	0	168	7.7
20	Brent Peterson	75	13	24	37	10	38	1	1	0	1	98	13.3
22	Lindy Ruff	60	12	17	29	16	130	2	0	1	1	110	10.9
10	Craig Ramsay	64	11	18	29	12	7	0	3	1	2	87	12.6
18	Paul Cyr*	37	15	12	27	-6	59	5	0	2	1	66	22.7
4	John Van Boxmeer	65	6	21	27	9	53	1	0	1	0	144	4.2
19	Sean McKenna*	46	10	14	24	-3	4	1	0	1	0	62	16.1
26	Steve Patrick	56	9	13	22	4	26	0	0	1	0	63	14.3
25	Mal Davis*	24	8	12	20	-7	0	3	0	3	0	32	25.0
14	Mike Moller	49	6	12	18	2	14	1	0	3	0	44	13.6
27	Larry Playfair	79	4	13	17	7	180	0	0	0	0	75	5.3
24	Bill Hajt	72	3	12	15	7	26	0	0	1	0	51	5.9
31	Dave Fenyes*	24	0	8	8	-10	14	0	0	0	0	20	0.0
21	J.F. Sauve	9	0	4	4	0	9	0	0	0	0	14	0.0
15	Geordie Robertson*	5	1	2	3	-1	7	0	0	0	0	10	10.0
32	Gary McAdam	4	1	0	1	-4	0	0	0	0	0	3	33.3
28	Bob Sauve	54	0	1	1	0	8	0	0	0	0	0	0.0
23	Kai Sulkanen*	1	0	0	0	1	0	0	0	0	0	1	0.0
23	Ron Fischer*	3	0	0	0	0	0	0	0	0	0	1	0.0
25	Jere Gillis	3	0	0	0	-6	0	0	0	0	0	3	0.0
33	Phil Myre	5	0	0	0	0	2	0	0	0	0	0	0.0
1	Jacques Cloutier*	25	0	0	0	0	0	0	0	0	0	0	0.0
NO.	GOALTENDER	GP	MIN	GAA	W	L	T	EN	SO	GA	SA	SV%	
28	Bob Sauve	54	3106:15	3.46	25	20	7	3	1	179	1390	.871	
1	Jacques Cloutier*	25	1387:13	3.50	10	7	6	0	0	81	572	.858	
33	Phil Myre	5	299:22	4.21	3	2	0	1	0	21	151	.861	
GOALTENDER TOTALS			4792:50	3.52	38	29	13	4	1	281	2113	.867	

* - rookie

1983-84 REGULAR-SEASON SCORING

NO.	PLAYER	GP	G	A	PTS	+/-	PIM	PP	SH	GW	GT	SHOTS	S%
11	Gilbert Perreault	73	31	59	90	19	32	8	2	7	1	165	18.8
25	Dave Andreychuk	78	38	42	80	20	40	10	0	7	1	179	21.2
6	Phil Housley	75	31	46	77	1	33	13	2	6	1	235	13.2
17	Mike Foligno	70	32	31	63	31	151	6	0	5	0	183	17.5
8	Real Cloutier	77	24	36	60	-2	25	9	0	6	0	169	14.2
22	Lindy Ruff	58	14	31	45	15	101	3	0	4	0	126	11.1
9	Gilles Hamel	75	21	23	44	3	37	4	2	1	0	135	15.6
18	Paul Cyr	71	16	27	43	-3	52	5	0	1	1	142	11.3
3	Hannu Virta	70	6	30	36	13	12	4	0	0	0	98	6.1
16	Ric Seiling	78	13	22	35	11	42	0	3	0	0	136	9.6
13	Mike Ramsey	72	9	22	31	26	82	1	0	4	0	135	6.7
12	Sean McKenna	78	20	10	30	0	47	0	0	2	0	107	18.7
24	Bill Hajt	79	3	24	27	26	32	0	1	0	0	54	5.5
10	Craig Ramsay	76	9	17	26	3	17	0	0	0	0	97	9.3
20	Brent Peterson	70	9	12	21	3	52	0	0	0	0	81	11.1
19	Jim Wiemer*	64	5	15	20	2	48	0	1	0	1	90	5.5
7	John Tucker*	21	12	4	16	2	4	5	0	2	0	40	30.0
14	Mike Moller	59	5	11	16	3	27	0	0	1	0	42	11.9
27	Larry Playfair	76	5	11	16	4	209	0	0	0	2	67	7.5
44	Jerry Korab	48	2	9	11	4	82	1	0	1	0	41	4.9
21	Claude Verret*	11	2	5	7	-3	2	1	0	0	0	14	14.3



Year-By-Year Results RECORD BOOK

1984-85 | 38-28-14, 3rd PLACE

Oct. 11	Montreal	4-3	W
Oct. 13	@ Toronto	3-4	L*
Oct. 14	Detroit	6-4	W
Oct. 17	@ Quebec	1-4	L
Oct. 19	Quebec	5-4	W
Oct. 21	Minnesota	8-6	W
Oct. 25	@ Montreal	2-3	L
Oct. 26	@ Detroit	3-7	L
Oct. 28	Calgary	6-2	W
Oct. 31	Philadelphia	3-3	T
Nov. 2	Hartford	8-1	W
Nov. 3	@ Hartford	4-4	T
Nov. 7	@ Minnesota	9-6	W
Nov. 9	@ Los Angeles	2-3	L
Nov. 11	@ Winnipeg	2-3	L
Nov. 14	Boston	4-2	W
Nov. 16	Washington	3-2	W
Nov. 17	@ Washington	2-3	L
Nov. 21	@ NY Rangers	2-3	L
Nov. 23	Philadelphia	2-4	L
Nov. 24	@ NY Islanders	3-6	L
Nov. 27	@ Pittsburgh	2-2	T
Nov. 30	Montreal	2-2	T
Dec. 1	@ Montreal	2-3	L
Dec. 5	Boston	3-3	T
Dec. 8	@ Boston	3-1	W
Dec. 9	Quebec	4-4	T
Dec. 12	@ Hartford	2-2	T
Dec. 14	Detroit	4-4	T
Dec. 16	Vancouver	2-2	T
Dec. 19	@ Chicago	6-3	W
Dec. 22	@ Quebec	1-3	L
Dec. 23	St. Louis	3-2	W
Dec. 26	Toronto	6-0	W
Dec. 28	Winnipeg	4-0	W
Dec. 29	@ New Jersey	2-1	W
Dec. 31	New Jersey	6-4	W
Jan. 4	Pittsburgh	7-2	W
Jan. 5	@ NY Islanders	7-3	W
Jan. 8	Hartford	4-4	T

ADAMS DIVISION

Jan. 10	@ Boston	3-0	W
Jan. 12	@ Montreal	1-1	T
Jan. 13	Edmonton	4-5	L
Jan. 16	@ NY Rangers	2-2	T
Jan. 18	Chicago	4-3	W
Jan. 19	@ Hartford	2-0	W
Jan. 24	@ Boston	2-5	L
Jan. 25	@ Quebec	2-4	L
Jan. 27	@ Quebec	3-2	W
Jan. 30	Boston	6-2	W
Feb. 2	@ Philadelphia	6-3	W
Feb. 3	Calgary	6-1	W
Feb. 6	@ Minnesota	3-1	W
Feb. 9	@ Calgary	6-1	W
Feb. 15	Montreal	3-4	L*
Feb. 16	@ Montreal	4-3	W
Feb. 18	Edmonton	4-6	L
Feb. 22	St. Louis	1-4	L
Feb. 24	Los Angeles	2-4	L
Feb. 26	@ New Jersey	4-3	W
Feb. 27	@ St. Louis	1-3	L
Mar. 2	@ Washington	4-0	W
Mar. 3	NY Islanders	2-3	L
Mar. 5	Hartford	6-3	W
Mar. 8	Chicago	7-2	W
Mar. 10	@ Los Angeles	4-4	T
Mar. 13	@ Vancouver	4-6	L
Mar. 15	@ Edmonton	4-4	T
Mar. 17	@ Winnipeg	3-5	L
Mar. 20	Vancouver	4-5	L
Mar. 22	Pittsburgh	3-1	W
Mar. 24	Boston	3-4	L*
Mar. 26	@ Quebec	3-4	L
Mar. 27	NY Rangers**	3-2	W
Mar. 30	@ Hartford	2-1	W
Mar. 31	Quebec	3-1	W
Apr. 2	Hartford	2-1	W
Apr. 4	@ Boston	3-5	L
Apr. 6	@ Toronto	5-2	W
Apr. 7	Montreal	4-5	L

1985-86 | 37-37-6, 5th PLACE

Oct. 10	Hartford	4-5	L
Oct. 12	@ Minnesota	6-2	W
Oct. 14	Detroit	6-1	W
Oct. 16	@ Montreal	6-0	W
Oct. 18	Washington	1-4	L
Oct. 19	@ Washington	2-2	T
Oct. 23	Montreal	4-5	L
Oct. 25	Vancouver	5-4	W
Oct. 27	Minnesota	3-2	W
Oct. 30	@ Calgary	2-4	L
Nov. 1	@ Edmonton	2-0	W
Nov. 2	@ Vancouver	2-6	L
Nov. 6	Winnipeg	7-3	W
Nov. 8	St. Louis	5-4	W
Nov. 10	Calgary	5-1	W
Nov. 13	Boston	6-4	W
Nov. 16	@ Quebec	1-3	L
Nov. 17	Toronto	3-5	L
Nov. 19	@ Hartford	2-0	W
Nov. 22	Quebec	7-5	W
Nov. 25	Minnesota	3-4	L
Nov. 27	@ Detroit	1-4	L
Nov. 29	Montreal	2-5	L
Nov. 30	@ Toronto	2-3	L*
Dec. 4	@ St. Louis	6-3	W
Dec. 6	Pittsburgh	1-3	L
Dec. 8	@ Boston	3-3	T
Dec. 10	@ Quebec	3-7	L
Dec. 13	Hartford	4-6	L
Dec. 15	Quebec	6-2	W
Dec. 17	@ NY Islanders	3-7	L
Dec. 18	@ NY Rangers	5-4	W
Dec. 21	@ Montreal	1-3	L
Dec. 22	Boston	5-3	W
Dec. 26	NY Rangers	6-1	W
Dec. 29	NY Islanders	4-3	W
Dec. 31	Boston	6-6	T
Jan. 2	@ Detroit	2-2	T
Jan. 4	@ Boston	0-4	L
Jan. 5	Los Angeles	2-3	L

ADAMS DIVISION

Jan. 10	Toronto	9-7	W
Jan. 11	@ Pittsburgh	3-3	T
Jan. 15	@ Chicago	2-4	L
Jan. 17	Montreal	5-4	W*
Jan. 19	@ New Jersey	6-3	W
Jan. 22	Winnipeg	6-3	W
Jan. 24	Chicago	3-5	L
Jan. 25	@ Quebec	3-4	L
Jan. 27	@ Montreal	1-4	L
Jan. 29	@ Winnipeg	3-5	L
Jan. 31	NY Rangers	5-3	W
Feb. 2	Quebec	5-3	W
Feb. 6	@ Boston	8-6	W
Feb. 8	@ Hartford	4-2	W
Feb. 9	Edmonton	4-2	W
Feb. 12	Philadelphia	0-4	L
Feb. 14	@ Calgary	3-3	T
Feb. 16	@ Edmonton	5-7	L
Feb. 19	Hartford	4-6	L
Feb. 21	NY Islanders	5-1	W
Feb. 23	Washington	4-1	W
Feb. 26	@ Pittsburgh	2-5	L
Feb. 28	Quebec	2-6	L
Mar. 1	@ Quebec	8-4	W
Mar. 4	@ Philadelphia	6-4	W
Mar. 5	@ Hartford	1-5	L
Mar. 7	Hartford	2-6	L
Mar. 9	New Jersey	4-3	W
Mar. 11	@ St. Louis	2-3	L*
Mar. 12	@ Chicago	7-6	W
Mar. 15	@ Los Angeles	3-5	L
Mar. 19	@ Vancouver	4-3	W
Mar. 21	New Jersey	3-6	L
Mar. 23	Los Angeles	6-1	W
Mar. 27	@ Philadelphia	1-0	W
Mar. 29	@ Boston	1-2	L
Mar. 30	Boston	3-5	L
Apr. 1	@ Hartford	3-5	L
Apr. 4	Montreal	4-2	W
Apr. 5	@ Montreal	2-4	L

* - overtime decision ** - rescheduled from Jan. 22

* - overtime decision

1984-85 REGULAR-SEASON SCORING

NO.	PLAYER	GP	G	A	PTS	+/-	PIM	PP	SH	GW	GT	SHOTS	S%
11	Gilbert Perreault	78	30	53	83	8	42	10	1	1	0	172	17.4
6	Phil Housley	74	16	53	69	15	28	3	0	4	0	189	8.5
25	Dave Andreychuk	64	31	30	61	-5	54	14	0	2	1	153	20.3
17	Mike Foligno	77	27	29	56	17	152	6	0	6	2	167	16.2
7	John Tucker*	64	22	27	49	7	21	11	0	3	0	112	19.6
9	Gilles Hamel	80	18	30	48	-2	36	5	3	4	2	163	11.0
18	Paul Cyr	71	22	24	46	-6	63	5	0	1	2	170	12.9
12	Sean McKenna	65	20	16	36	-5	41	2	0	0	0	110	18.2
20	Brent Peterson	74	12	22	34	18	47	2	1	2	0	101	11.9
10	Craig Ramsay	79	12	21	33	17	16	0	0	1	0	73	16.4
16	Ric Seiling	73	16	15	31	28	86	2	3	3	0	118	13.6
5	Mike Ramsey	79	8	22	30	102	3	0	2	0	0	161	5.0
29	Mal Davis	47	17	9	26	1	26	5	0	5	0	63	27.0
22	Lindy Ruff	39	13	11	24	0	47	2	0	2	0	71	18.3
3	Hannu Virta	51	1	23	24	-1	16	0	0	0	0	56	1.8
26	Dave Maloney	52	1	21	22	20	41	0	0	0	0	37	2.7
24	Bill Hajt	57	5	13	18	32	14	1	1	0	1	53	9.4
27	Larry Playfair	72	3	14	17	-3	157	0	0	1	0	64	4.7
15	Adam Creighton*	30	2	8	10	-7	33	1	0	0	0	20	10.0
23	Gates Orlando*	11	3	6	9	3	6	1	0	0	0	22	13.6
31	Dave Fenyyes	60	1	8	9	0	27	0	0	0	0	50	2.0
4	Jerry Korab	25	1	6	7	-8	29	0	0	1	0	30	3.3
32	Norm Lacombe*	30	2	4	6	-3	25	0	0	0	0	30	6.7
4	Timo Jutila*	10	1	5	6	-5	13	1	0	0	0	28	3.6
30	Tom Barrasso	54	0	6	0	41	0	0	0	0	0	0	0.0
19	Jim Wiemer	10	3	2	5	-5	4	2	0	0	0	21	14.3
26	Steve Patrick	14	2	2	4	-2	4	0	0	0	0	11	18.2
13	Jim Schoenfeld	34	0	3	3	0	28	0	0	0	0	37	0.0
8	Bob Mongrain	8	1	1	2	1	0	0	0	0	0	10	10.0
14	Mike Moller	5	0	2	2	0	0	0	0	0	0	5	0.0
1	Jacques Cloutier	1	0	1	1	0	0	0	0	0	0	0	0.0
28	Bob Sauve	27	0	1	1	0	4	0	0	0	0	0	0.0
21	Claude Verret*	3	0	0	0	-2	0	0	0	0	0	5	0.0
8	Real Cloutier	5	0	0	0	-2	0	0	0	0	0	7	0.0

NO.	GOALTENDER	GP	MIN	GAA	W	L	T	EN	SO	GA	SA	SV%
30	Tom Barrasso	54	3235:44	2.67	25	18	10	4	5	144	1279	.887
28	Bob Sauve	27	1559:16	3.23	13	10	3	1	0	84	580	.855
1	Jacques Cloutier	1	65:00	3.69	0	0	1	0	0	4	37	.892
GOALTENDER TOTALS			4860:00	2.86	38	28	14	5	5	232	1896	.878

* - rookie

1985-86 REGULAR-SEASON SCORING

NO.	PLAYER	GP	G	A	PTS	+/-	PIM	PP	SH	GW	GT	SHOTS	S%
25	Dave Andreychuk	80	36	51	87	3	61	12	0	3	0	226	15.9
17	Mike Foligno	79	41	39	80	27	168	7	1	4	0	222	18.5
7	John Tucker	75	31	34	65	1	39	8	0	3	0	146	21.2
6	Phil Housley	79	15	47	62	-10	54	7	0	2	0	180	8.3
11	Gilbert Perreault	72	21	39	60	-10	28	5	1	3	0	164	12.8
18	Paul Cyr	71	20	31	51	3	120	4	1	2	0	151	13.2
9	Gilles Hamel	77	19	25	44	-26	61	4	3	4	0	158	12.0
22	Lindy Ruff	54	20	12	32	8	158	5	1	4	0	131	15.3
5	Mike Ramsey	76	7	21	28	4	117	1	0	1	1	154	4.5
3	Hannu Virta	47	5	23	28	2	16	1	0	0	0	81	6.2
23	Gates Orlando*	61	13	12	25	-6	29	1	2	1	0	70	18.6
16	Ric Seiling	69	12	13	25	-5	74	0	0	1	0	85	14.1
4	Steve Dykstra*	65	4	21	25	-1	108	1	1	0	0	70	5.7
15	Doug Smith	30	10	11	21	2	73	3	1	3	0	72	13.9
12	Sean McKenna	45	6	12	18	-9	28	1	0	2	0	83	7.2
24	Bill Hajt	58	1	16	17	17	25	0	0	0	0	44	2.3
32	Norm Lacombe	25	6	7	13	7	13	3	0	2	0	38	15.8
26	Pat Hughes	50	4	9	13	-5	25	0	0	0	0	51	7.8
14	Mikael Andersson*	33	1	9	10	-1							



RECORD BOOK



1986-87 | 28-44-8, 5th PLACE | ADAMS DIVISION

Oct. 9	@ Winnipeg	2-3	L	Jan. 8	@ Minnesota	4-5	L*
Oct. 11	@ Toronto	5-5	T	Jan. 10	@ Los Angeles	8-5	W
Oct. 12	Calgary	2-4	L	Jan. 14	Montreal	3-3	T
Oct. 15	Montreal	0-0	T	Jan. 17	@ Montreal	2-4	L
Oct. 17	Pittsburgh	3-7	L	Jan. 18	Edmonton	6-5	W*
Oct. 18	@ Washington	4-2	W	Jan. 20	@ Minnesota	0-5	L
Oct. 22	@ Pittsburgh	4-5	L*	Jan. 23	Washington	2-3	L
Oct. 24	Hartford	4-5	L	Jan. 24	@ Washington	6-3	W
Oct. 25	@ Hartford	2-3	L	Jan. 26	@ Boston	2-6	L
Oct. 29	@ Montreal	2-5	L	Jan. 28	Philadelphia	4-7	L
Nov. 1	@ New Jersey	3-1	W	Jan. 30	Quebec	3-1	W
Nov. 2	@ Boston	7-1	W	Feb. 1	Detroit	6-1	W
Nov. 5	Boston	8-3	W	Feb. 4	@ Hartford	3-1	W
Nov. 7	Vancouver	6-7	L	Feb. 7	@ Quebec	2-5	L
Nov. 9	NY Islanders	3-4	L	Feb. 8	Chicago	7-4	W
Nov. 12	@ NY Rangers	1-2	L*	Feb. 14	@ NY Islanders	5-1	W
Nov. 15	@ Montreal	2-4	L	Feb. 18	Boston	4-3	W
Nov. 19	Boston	4-4	T	Feb. 20	@ NY Rangers	6-3	W
Nov. 21	Quebec	1-6	L	Feb. 22	Hartford	5-3	W
Nov. 22	@ Quebec	1-3	L	Feb. 24	NY Rangers	3-6	L
Nov. 26	@ Hartford	0-3	L	Feb. 26	St. Louis	4-3	W
Nov. 28	Boston	4-3	W	Feb. 28	@ Boston	1-5	L
Nov. 29	@ Boston	2-6	L	Mar. 1	Vancouver	2-4	L
Dec. 2	Minnesota	4-5	L	Mar. 3	@ Philadelphia	2-4	L
Dec. 5	St. Louis	5-6	L	Mar. 5	New Jersey	6-4	W
Dec. 6	@ New Jersey	3-4	L	Mar. 7	@ Quebec	5-5	T
Dec. 9	@ Detroit	5-5	T	Mar. 8	Quebec	5-1	W
Dec. 10	@ Chicago	3-6	L	Mar. 11	@ Los Angeles	3-2	W
Dec. 13	@ Quebec	0-7	L	Mar. 13	@ Vancouver	4-6	L
Dec. 14	Hartford	4-3	W	Mar. 14	@ Edmonton	3-5	L
Dec. 17	@ Hartford	3-4	L	Mar. 17	@ Calgary	2-6	L
Dec. 19	Montreal	3-2	W	Mar. 20	Montreal	2-3	L
Dec. 20	@ Toronto	4-5	L*	Mar. 22	Detroit	3-2	W
Dec. 23	Philadelphia	2-1	W	Mar. 24	Toronto	5-6	L
Dec. 26	Pittsburgh	3-3	T	Mar. 26	Los Angeles	3-5	L
Dec. 28	Calgary	1-4	L	Mar. 28	@ Montreal	3-6	L
Dec. 31	Chicago	5-2	W	Mar. 29	Edmonton	2-3	L
Jan. 2	Winnipeg	3-6	L	Apr. 2	@ St. Louis	3-5	L
Jan. 4	Quebec	7-2	W	Apr. 4	@ NY Islanders	6-6	T
Jan. 7	@ Winnipeg	4-2	W	Apr. 5	Hartford	6-0	W

* - overtime decision

1987-88 | 37-32-11, 3rd PLACE | ADAMS DIVISION

Oct. 8	Minnesota	2-2	T	Jan. 8	Hartford	3-1	W
Oct. 10	@ Montreal	3-6	L	Jan. 10	NY Rangers	4-3	W
Oct. 11	Washington	6-5	W	Jan. 12	@ St. Louis	4-2	W
Oct. 13	@ Pittsburgh	3-8	L	Jan. 14	@ Philadelphia	1-3	L
Oct. 16	Quebec	2-2	T	Jan. 16	@ Boston	1-5	L
Oct. 17	@ Quebec	6-3	W	Jan. 17	NY Islanders	5-2	W
Oct. 21	Hartford	3-5	L	Jan. 20	Boston	5-3	W
Oct. 23	Montreal	5-3	W	Jan. 22	New Jersey	7-3	W
Oct. 24	@ Pittsburgh	3-5	L	Jan. 23	@ Washington	3-3	T
Oct. 28	@ Hartford	2-2	T	Jan. 25	@ New Jersey	5-2	W
Oct. 30	Los Angeles	5-1	W	Jan. 27	Montreal	1-4	L
Nov. 1	Chicago	5-3	W	Jan. 29	NY Islanders	2-5	L
Nov. 4	@ Los Angeles	5-4	W	Jan. 31	Winnipeg	4-4	T
Nov. 7	@ Edmonton	0-5	L	Feb. 2	@ Quebec	6-3	W
Nov. 8	@ Calgary	6-3	W	Feb. 5	Toronto	5-2	W
Nov. 11	@ Vancouver	4-4	T	Feb. 6	@ NY Islanders	4-6	L
Nov. 13	Minnesota	4-5	L	Feb. 12	@ Winnipeg	5-7	L
Nov. 15	Toronto	5-4	W	Feb. 14	@ Chicago	3-4	L*
Nov. 18	@ Hartford	1-9	L	Feb. 16	@ St. Louis	3-0	W
Nov. 20	Washington	5-3	W	Feb. 19	Philadelphia	4-5	L
Nov. 22	Los Angeles	5-8	L	Feb. 21	Quebec	5-6	L
Nov. 25	@ Philadelphia	2-5	L	Feb. 25	St. Louis	5-2	W
Nov. 27	Hartford	2-4	L	Feb. 27	@ Hartford	4-3	W
Nov. 29	Edmonton	2-5	L	Feb. 28	Winnipeg	5-3	W
Dec. 3	Quebec	6-3	W	Mar. 1	@ Detroit	0-4	L
Dec. 5	@ Hartford	1-2	L	Mar. 4	NY Rangers	6-3	W
Dec. 6	Vancouver	1-5	L	Mar. 6	Boston	3-0	W
Dec. 9	@ Chicago	6-2	W	Mar. 9	@ Minnesota	6-2	W
Dec. 12	@ Boston	3-3	T	Mar. 12	@ Calgary	4-10	L
Dec. 13	Calgary	1-7	L	Mar. 13	@ Vancouver	7-5	W
Dec. 18	Montreal	2-2	T	Mar. 15	@ Edmonton	4-6	L
Dec. 19	@ Montreal	2-1	W	Mar. 19	@ Boston	4-3	W
Dec. 22	@ Boston	0-9	L	Mar. 20	Boston	2-6	L
Dec. 23	@ Detroit	5-2	W	Mar. 22	@ NY Rangers	3-2	W
Dec. 27	Pittsburgh	3-3	T	Mar. 25	New Jersey	2-2	T
Dec. 29	@ Quebec	1-5	L	Mar. 27	Detroit	3-5	L
Dec. 31	Boston	0-2	L	Mar. 29	@ Quebec	3-1	W
Jan. 2	@ Toronto	6-4	W	Mar. 31	Hartford	3-2	W
Jan. 3	Quebec	2-1	W	Apr. 2	@ Montreal	4-9	L
Jan. 6	@ Montreal	6-5	W	Apr. 3	Montreal	4-4	T

* - overtime decision

1986-87 REGULAR-SEASON SCORING

NO.	PLAYER	GP	G	A	PTS	+/-	PIM	PP	SH	GW	GT	SHOTS	%
25	Dave Andreychuk	77	25	48	73	-1	44	13	0	2	1	254	9.8
6	Phil Housley	78	21	46	67	1	57	8	1	2	0	200	10.5
21	Christian Ruuttu*	76	22	43	65	10	62	3	1	1	1	168	13.1
17	Mike Foligno	75	30	29	59	13	176	11	1	5	0	185	16.2
7	John Tucker	54	17	34	51	-4	21	4	0	0	1	104	16.3
38	Adam Creighton	56	18	22	40	5	26	6	0	3	0	109	16.5
15	Doug Smith	62	16	24	40	-19	106	7	0	2	0	158	10.1
5	Mike Ramsey	80	8	31	39	0	109	2	1	0	0	156	5.1
27	Wilf Paiement	56	20	17	37	3	108	2	0	3	0	117	17.1
18	Paul Cyr	73	11	16	27	-15	122	0	0	1	0	131	8.4
39	Clark Gillies	61	10	17	27	0	83	1	0	2	0	106	9.4
9	Scott Arniel	63	11	14	25	-1	59	0	0	3	0	90	12.2
28	Tom Kurvers	55	6	17	23	-13	24	1	0	1	0	71	8.5
22	Lindy Ruff	50	6	14	20	-14	74	0	1	1	0	95	6.3
12	Ken Priestlay*	34	11	6	17	3	8	3	0	0	0	49	22.4
11	Gilbert Perreault	20	9	7	16	-2	6	1	0	1	0	35	25.7
34	Jim Korn	52	4	10	14	-3	158	0	0	0	0	35	11.4
37	Shawn Anderson*	41	2	11	13	3	23	0	0	0	0	26	7.7
32	Norm Lacombe	39	4	7	11	-10	8	1	0	0	1	48	8.3
26	Bob Logan*	22	7	3	10	5	0	1	0	0	0	22	31.8
65	Mark Napier	15	5	5	10	-5	0	1	0	0	0	40	12.5
23	Gates Orlando	27	2	8	10	-6	16	0	0	0	0	24	8.3
31	Joe Reekie*	56	1	8	9	6	82	0	0	0	0	56	1.8
29	Jeff Parker*	15	3	3	6	0	7	0	0	0	0	10	30.0
20	Mike Hartman*	17	3	3	6	2	69	0	0	0	0	19	15.8
20	Don Lever	10	3	2	5	-3	4	3	0	1	0	8	37.5
40	Uwe Krupp*	26	1	4	5	-9	23	0	0	0	0	34	2.9
16	Paul Brydges*	15	2	2	4	4	6	0	0	0	0	8	25.0
29	Mark Ferner*	13	0	3	3	2	9	0	0	0	0	5	0.0
14	Mikael Andersson	16	0	3	3	-2	0	0	0	0	0	6	0.0
19	Bob Halkidis	6	1	1	2	3	19	0	0	0	0	4	25.0
26	Phil Russell	6	0	2	2	0	12	0	0	0	0	2	0.0
33	Lee Fogolin	9	0	2	2	-2	8	0	0	0	0	5	0.0
24	Bill Hajt	23	0	2	2	0	4	0	0	0	0	11	0.0
1	Jacques Cloutier	40	0	2	2	0	10	0	0	0	0	0	0.0
8	Dave Fenyves	7	1	0	1	-2	0	0	0	0	0	3	33.3
3	Richie Dunn	2	0	1	1	2	2	0	0	0	0	1	0.0
4	Steve Dykstra	37	0	1	1	-8	179	0	0	0	0	21	0.0
30	Tom Barrasso	46	0	1	1	0	22	0	0	0	0	0	0.0
8	Richard Hajdu*	2	0	0	0	1	0	0	0	0	0	1	0.0
19	Doug Trapp*	2	0	0	0	0	0	0	0	0	0	0	0.0
35	Daren Puppa*	3	0	0	0	0	2	0	0	0	0	0	0.0
3	Jim Hoffard*	12	0	0	0	-1	40	0	0	0	0	8	0.0

NO.	GOALTENDER	GP	MIN	GAA	W	L	T	EN	SO	GA	SA	SV%
30	Tom Barrasso	46	2488:26	3.66	17	23	2	4	2	152	1201	.873
1	Jacques Cloutier	40	2156:24	3.78	11	19	5	1	0	136	1037	.869
35	Daren Puppa*	3	183:45	4.24	0	2	1	0	13	79	.835	
GOALTENDER TOTALS			4828:35	3.74	28	44	8	6	2	301	2317	.870

* - rookie

1987-88 REGULAR-SEASON SCORING

NO.	PLAYER	GP	G	A	PTS	+/-	PIM	PP	SH	GW	GT	SHOTS	%
25	Dave Andreychuk	80	30	48	78	1	112	15	0	5	0	253	11.9
21	Christian Ruuttu	73	26	45	71	-3	85	8	1	4	0	185	14.1
6	Phil Housley	74	29	37	66	-17	96	6	0	1	2	173	12.6
23	Ray Sheppard*	74	38	27	65	-6	14	15	0	5	1	231	22.0
17	Mike Foligno	74	29	28	57	-11	220	10	0	7	1	159	18.2
77	Pierre Turgeon*	76	14	28	42	-8	34	8	0	3	0	101	13.9
3	Calle Johansson*	71	4	38	42	12	37	2	0	0	0	93	4.3
9	Scott Arniel	73	17	23	40	8	61	0	3	2	0	111	15.3
7	John Tucker	45	19	19	38	4	20	6	0	0	1	93	20.4
15	Doug Smith	70	9	19	28	-10	117	1	0	0	0	136	6.6
38	Adam Creighton	36	10	17	27	7	87	4	0	1	0	61	16.4
22	Lindy Ruff	77	2	23	25	-9	179	0	0	0	0	106	1.9
14	Mikael Andersson	37	3	20	23	7	10	0	1	1	0	34	8.8
5	Mike Ramsey	63	5	16	21	6	77	1	0	0	0	94	5.3
65	Mark Napier	47	10	8	18	-3	8	0	1	2	0	81	12.3
12	Ken Priestlay	33	5	12	17	-							



RECORD BOOK



1988-89 38-35-7, 3rd PLACE				ADAMS DIVISION				1989-90 45-27-8, 2nd PLACE				ADAMS DIVISION			
Oct. 6	Montreal	3-2	W	Jan. 6	@ New Jersey	4-5	L	Oct. 5	Quebec	4-3	W	Jan. 2	@ New Jersey	3-5	L
Oct. 8	@ Washington	2-6	L	Jan. 7	@ Toronto	6-1	W	Oct. 7	@ Montreal	1-5	L	Jan. 6	@ Montreal	3-6	L
Oct. 9	@ Philadelphia	3-4	L*	Jan. 12	Chicago	6-5	W	Oct. 8	Minnesota	2-2	T	Jan. 7	Boston	1-2	L
Oct. 12	Pittsburgh	8-5	W	Jan. 14	@ Quebec	1-1	T	Oct. 11	@ Toronto	7-1	W	Jan. 11	@ Calgary	3-5	L
Oct. 14	@ Quebec	5-4	W	Jan. 15	Calgary	3-2	W	Oct. 13	Hartford	4-1	W	Jan. 13	@ Vancouver	5-3	W
Oct. 16	Quebec	3-5	L	Jan. 18	Minnesota	3-3	T	Oct. 14	@ Detroit	2-6	L	Jan. 16	@ Los Angeles	4-2	W
Oct. 19	@ Toronto	2-4	L	Jan. 21	@ Boston	6-5	W*	Oct. 18	@ Hartford	1-2	L	Jan. 19	Washington	3-6	L
Oct. 21	Montreal	5-3	W	Jan. 22	Boston	6-4	W	Oct. 20	Montreal	6-2	W	Jan. 23	@ Philadelphia	3-2	W
Oct. 22	@ Montreal	3-4	L	Jan. 25	@ Detroit	6-3	W	Oct. 21	@ Pittsburgh	4-2	W	Jan. 24	@ Chicago	3-2	W
Oct. 25	@ New Jersey	7-4	W	Jan. 27	Montreal	4-2	W	Oct. 25	@ Minnesota	2-4	L	Jan. 26	Chicago	2-4	L
Oct. 26	Hartford	1-7	L	Jan. 28	@ Montreal	1-2	L	Oct. 27	Toronto	6-5	W*	Jan. 28	Pittsburgh	7-2	W
Oct. 29	@ Boston	3-3	T	Jan. 31	@ Hartford	5-3	W	Oct. 29	Boston	4-3	W	Jan. 30	@ Quebec	5-2	W
Oct. 30	Boston	3-3	T	Feb. 2	@ St. Louis	3-7	L	Nov. 2	@ Montreal	4-3	W	Jan. 31	Quebec	6-3	W
Nov. 2	NY Rangers	6-4	W	Feb. 4	@ Los Angeles	3-5	L	Nov. 4	@ Boston	3-3	T	Feb. 3	@ Montreal	0-1	L
Nov. 4	@ Edmonton	3-7	L	Feb. 9	@ Hartford	2-5	L	Nov. 5	Los Angeles	5-3	W	Feb. 4	NY Islanders	0-1	L
Nov. 5	Calgary	0-9	L	Feb. 10	Vancouver	4-5	L	Nov. 8	@ Hartford	6-3	W	Feb. 7	Montreal	3-1	W
Nov. 9	Calgary	3-2	W	Feb. 12	St. Louis	5-2	W	Nov. 10	Vancouver	4-2	W	Feb. 9	NY Rangers	3-2	W
Nov. 12	@ NY Islanders	3-0	W	Feb. 14	@ Pittsburgh	3-7	L	Nov. 12	Edmonton	6-5	W	Feb. 11	@ St. Louis	2-4	L
Nov. 13	Edmonton	4-5	L*	Feb. 15	New Jersey	5-3	W	Nov. 16	@ Calgary	4-4	T	Feb. 13	@ Chicago	1-4	L
Nov. 16	@ Chicago	2-3	L	Feb. 17	Pittsburgh	5-1	W	Nov. 17	@ Edmonton	0-3	L	Feb. 16	Montreal	5-3	W
Nov. 19	@ Los Angeles	4-5	L	Feb. 19	Detroit	8-4	W	Nov. 19	@ Vancouver	2-2	T	Feb. 18	Hartford	4-6	L
Nov. 22	@ Vancouver	2-4	L	Feb. 22	NY Islanders	7-5	W	Nov. 22	NY Rangers	4-1	W	Feb. 20	@ Winnipeg	4-3	W*
Nov. 25	Chicago	5-4	W*	Feb. 24	Winnipeg	5-4	W	Nov. 25	@ Quebec	3-2	W	Feb. 21	@ Edmonton	3-7	L
Nov. 27	Philadelphia	7-3	W	Feb. 25	@ Montreal	1-6	L	Nov. 26	Hartford	4-2	W	Feb. 23	Hartford	7-3	W
Nov. 30	Quebec	6-2	W	Mar. 1	Los Angeles	4-5	L	Nov. 28	@ Hartford	4-2	W	Feb. 25	Winnipeg	3-1	W
Dec. 2	Hartford	1-6	L	Mar. 4	@ Quebec	2-6	L	Nov. 30	@ Boston	1-5	L	Feb. 27	@ St. Louis	1-4	L
Dec. 3	@ Montreal	2-3	L*	Mar. 5	Quebec	2-8	L	Dec. 1	New Jersey	6-4	W	Mar. 3	@ Quebec	3-3	T
Dec. 6	@ Hartford	0-9	L	Mar. 8	@ NY Rangers	2-0	W	Dec. 3	St. Louis	4-3	W	Mar. 4	Quebec	5-3	W
Dec. 8	@ Boston	4-2	W	Mar. 11	@ Boston	6-6	T	Dec. 5	@ NY Islanders	0-3	L	Mar. 6	@ Washington	1-1	T
Dec. 11	Washington	4-6	L	Mar. 12	Boston	3-2	W	Dec. 7	@ Philadelphia	3-4	L*	Mar. 8	@ Boston	10-4	W
Dec. 14	@ Winnipeg	3-4	L	Mar. 16	@ Hartford	6-1	W	Dec. 10	Washington	4-3	W	Mar. 10	@ Hartford	5-0	W
Dec. 15	@ Minnesota	2-2	T	Mar. 18	@ Minnesota	0-3	L	Dec. 13	Boston	2-4	L	Mar. 14	Los Angeles	5-6	L*
Dec. 19	Edmonton	5-5	T	Mar. 20	@ Winnipeg	4-1	W	Dec. 16	@ Boston	3-1	W	Mar. 16	Toronto	3-4	L
Dec. 21	@ NY Rangers	5-2	W	Mar. 22	St. Louis	1-2	L	Dec. 17	Philadelphia	4-3	W	Mar. 18	Winnipeg	4-3	W*
Dec. 23	Toronto	5-2	W	Mar. 24	Vancouver	5-2	W	Dec. 20	@ NY Rangers	2-2	T	Mar. 21	Calgary	5-4	W
Dec. 26	Boston	2-1	W	Mar. 25	@ Quebec	1-4	L	Dec. 22	Montreal	2-2	T	Mar. 25	New Jersey	3-4	L
Dec. 28	Detroit	4-1	W	Mar. 28	Hartford	4-2	W	Dec. 23	@ Quebec	6-5	W	Mar. 27	@ Detroit	6-5	W
Dec. 30	@ Washington	3-5	L	Mar. 30	Montreal	2-4	L	Dec. 26	Detroit	6-3	W	Mar. 29	Minnesota	4-2	W
Dec. 31	Philadelphia	2-3	L	Apr. 1	@ NY Islanders	4-3	W	Dec. 29	Boston	3-4	L*	Mar. 31	@ Pittsburgh	3-2	W*
Jan. 4	Hartford	4-5	L*	Apr. 2	Quebec	4-2	W	Dec. 31	NY Islanders	2-4	L	Apr. 1	Quebec	5-2	W

* - overtime decision

* - overtime decision

1988-89 REGULAR-SEASON SCORING														1989-90 REGULAR-SEASON SCORING													
NO.	PLAYER	GP	G	A	PTS	+/-	PIM	PP	SH	GW	GT	SHOTS	%	NO.	PLAYER	GP	G	A	PTS	+/-	PIM	PP	SH	GW	GT	SHOTS	%
77	Pierre Turgeon	80	34	54	88	-3	26	19	0	5	0	182	18.7	77	Pierre Turgeon	80	40	66	106	10	29	17	1	10	1	193	20.7
6	Phil Housley	72	26	44	70	6	47	5	0	3	0	178	14.6	25	Dave Andreychuk	73	40	82	82	6	42	18	0	3	0	206	19.4
21	Christian Ruuttu	67	14	46	60	13	98	5	0	1	0	149	9.4	6	Phil Housley	80	21	60	81	11	32	8	1	4	0	201	10.4
25	Dave Andreychuk	56	28	24	52	1	40	7	0	3	0	145	19.3	21	Christian Ruuttu	75	19	41	60	9	66	4	1	2	1	160	11.9
17	Mike Foligno	75	27	22	49	-7	156	11	0	5	1	144	18.8	22	Rick Vaive	70	29	19	48	9	74	8	0	4	0	195	14.9
8	Doug Bodger	61	7	40	47	9	52	6	0	1	0	134	5.2	8	Doug Bodger	71	12	36	48	0	64	8	0	1	0	167	7.2
33	Benoit Hogue*	69	14	30	44	-4	120	1	2	0	0	114	12.3	89	Alexander Mogilny*	65	15	28	43	8	16	4	0	2	1	130	11.5
7	John Tucker	60	13	31	44	-4	31	3	0	1	0	94	13.8	17	Mike Foligno	61	15	25	40	13	99	3	0	1	1	107	14.0
23	Ray Sheppard	67	22	21	43	-7	15	7	0	4	1	147	15.0	9	Scott Arniel	79	18	14	32	4	77	1	1	4	0	123	14.6
9	Scott Arniel	80	18	23	41	10	46	0	2	3	1	122	14.8	18	Dave Snuggerdud*	80	14	16	30	8	41	1	2	2	0	120	11.7
22	Rick Vaive	28	19	13	32	7	64	7	0	3	0	81	23.5	5	Mike Ramsey	73	4	21	25	21	47	1	0	2	0	91	4.4
65	Mark Napier	66	11	17	28	-4	33	0	2	1	0	92	12.0	4	Uwe Krupp	74	3	20	23	15	85	0	1	1	0	69	4.3
29	Jeff Parker*	57	9	9	18	3	82	0	0	2	0	78	11.5	20	Mike Hartman	60	11	10	21	-10	211	2	0	3	0	97	11.3
19	Kevin Maguire	60	8	10	18	9	241	0	0	2	0	35	22.9	33	Benoit Hogue	45	11	7	18	0	79	1	0	1	0	73	15.1
4	Uwe Krupp	70	5	13	18	0	55	0	1	0	0	51	9.8	19	Kevin Maguire	61	6	9	15	-3	115	0	0	1	0	62	9.7
20	Mike Hartman	70	8	9	17	8	316	1	0	0	0	91	8.8	3	Grant Ledyard	67	2	13	15	2	37	0	0	1	0	91	2.2
38	Adam Creighton	24	7	10	17	-5	44	3	0	1	0	42	16.7	56	Ken Priestley	35	7	7	14	-1	14	1	0	1	0	66	10.6
22	Lindy Ruff	63	6	11	17	-17	86	0	0	0	0	69	8.7	26	Dean Kennedy	80	2	12	14	-12	53	0	0	0	0	51	3.9
5	Mike Ramsey	56	2	14	16	5	84	0	0	1	0	63	3.2	29	Jeff Parker	61	4	5	9	-9	70	0	0	0	0	61	6.6
3	Calle Johansson	47	2	11	13	-7	33	0	0	1	0	53	3.8	16	Darrin Shannon*	17	2	7	9	6	4	0	0	0	0	20	10.0
37	Shawn Anderson	33	2	10	12	3	18	2	0	0	0	26	7.7	23	Ray Sheppard	18	4	2	6	3	0	1	0	1	0	31	12.9
16	Mike Donnelly	22	4	6	10	-1	10	0	0	0	0	25	16.0	37	Shawn Anderson	16	1	3	4	2	8	0	0	0	0	16	6.3
3	Grant Ledyard	13	1	5	6	1	8	0	0	1	0	25	4.0	31	Daren Puppa	56	0	4	4	0	4	0	0	0	0	0	0.0
55	Joe Reekie	15	1	3	4	6	26	1	0	0	0	14	7.1	32	Rob Ray*	27	2	1	3	-2	99	0	0	0	0	20	10.0
31	Daren Puppa	37	0	4	4	0	12	0	0	0	0	0	0.0	7	John Tucker	8	1	2	3	-3	2	1	0	0	0	8	12.5
30	Tom Barrasso	10	0	3	3	0	21	0	0	0	0	0	0.0	7	Mike Donnelly	12	1	2	3	-4	8	0	0	0	0	20	5.0
27	Larry Playfair	42	0	3	3	-10	110	0	0	0	0	6	0.0	42	Bob Corkum*	8	2	0	2	2	4	0	0	1	0	6	33.3
56	Ken Priestley	15	2	0	2	-8	2	0	0	0	0	20	10.0	30	Clint Malarchuk	29	0	2	2	0	14	0	0	0	0	0	0.0
32	Scott Metcalfe*	9	1	1	2	-1	13	0	0	0	0	11	9.1	24	Jay Wells	1	0	1	1	1	0	0	0	0	0	0	0.0
36	Jan Ludvig	13	0	2	2	-1	39	0	0	0	0	11	0.0	27	Larry Playfair	4	0	1	1	-2	2	0	0	0	0	0	0.0
1	Jacques Cloutier	36	0	2	2	0	6	0	0	0	0	0	0.0	14	Steve Ludzik	11	0	1	1	-2	6	0	0	0	0	15	0.0
26	Richie Dunn	4	0	1	1	-1	2	0	0	0	0	2	0.0	43	Francois Guay*	1	0	0	0	0	0	0	0	0	0	0	0.0
14	Mikael Andersson	14	0	1	1	-1	4	0	0	0	0	12	0.0	55	Reed Larson	1	0	0	0	1	0	0	0	0	0	1	0.0
18	Bob																										



Year-By-Year Results RECORD BOOK



1992-93 38-36-10, 4th PLACE				ADAMS DIVISION				1993-94 43-32-9, 4th PLACE				NORTHEAST DIVISION			
Oct. 8	Quebec	4-5	L	Jan. 12	@ Boston	2-5	L	Oct. 7	@ Boston	5-3	W	Jan. 12	@ Winnipeg	2-3	L
Oct. 10	@ Hartford	5-2	W	Jan. 15	@ Vancouver	1-4	L	Oct. 9	@ Montreal	4-7	L	Jan. 15	@ St. Louis	1-2	L
Oct. 11	Montreal	8-2	W	Jan. 17	@ Edmonton	2-3	L*	Oct. 10	Hartford	2-3	L	Jan. 16	@ Dallas	4-2	W
Oct. 13	@ Pittsburgh	5-6	L	Jan. 19	@ Calgary	3-2	W*	Oct. 12	@ Philadelphia	3-5	L	Jan. 19	Edmonton	1-1	T
Oct. 16	Tampa Bay	5-4	W*	Jan. 22	Quebec	6-2	W	Oct. 15	NY Rangers	2-5	L	Jan. 24	@ Tampa Bay	0-4	L
Oct. 17	@ Washington	4-6	L	Jan. 23	@ Quebec	3-4	L	Oct. 16	@ Washington	3-4	L	Jan. 27	Washington	7-2	W
Oct. 21	Chicago	4-1	W	Jan. 26	@ Philadelphia	4-3	W*	Oct. 18	Detroit	4-6	L	Jan. 29	@ Montreal	3-2	W
Oct. 23	San Jose	5-4	W	Jan. 27	Washington	4-3	W	Oct. 22	Pittsburgh	2-4	L	Jan. 30	Florida	2-3	L
Oct. 28	@ Toronto	4-4	T	Jan. 29	NY Rangers	6-4	W	Oct. 23	@ Hartford	3-3	T	Feb. 2	@ New Jersey	3-2	W
Oct. 30	Ottawa	12-3	W	Jan. 31	Edmonton	4-5	L*	Oct. 27	@ Calgary	5-3	W	Feb. 4	@ Florida	7-2	W
Oct. 31	@ Ottawa	2-2	T	Feb. 3	Hartford	3-2	W	Oct. 29	@ Edmonton	6-3	W	Feb. 6	NY Islanders	4-1	W
Nov. 2	@ NY Rangers	6-7	L*	Feb. 8	@ Ottawa	2-4	L	Oct. 30	@ Vancouver	6-3	W	Feb. 8	@ NY Islanders	1-3	L
Nov. 5	@ San Jose	5-7	L	Feb. 10	@ Winnipeg	6-2	W	Nov. 3	Pittsburgh#	2-6	L	Feb. 10	@ Boston	3-3	T
Nov. 7	@ Los Angeles	2-5	L	Feb. 12	Vancouver	1-3	L	Nov. 5	Boston	3-4	L	Feb. 11	Montreal	5-1	W
Nov. 11	Boston	7-2	W	Feb. 14	Pittsburgh	7-4	W	Nov. 10	Philadelphia	3-5	L	Feb. 13	Dallas	3-5	L
Nov. 13	Hartford	8-2	W	Feb. 17	@ Hartford	5-3	W	Nov. 13	@ Philadelphia	7-2	W	Feb. 16	@ Hartford	5-3	W
Nov. 14	@ NY Islanders	5-7	L	Feb. 19	@ New Jersey	3-3	T	Nov. 17	@ New Jersey	0-4	L	Feb. 18	Florida	4-1	W
Nov. 17	@ Pittsburgh	2-4	L	Feb. 24	Detroit	10-7	W	Nov. 19	Winnipeg	6-0	W	Feb. 20	@ Washington	3-3	T
Nov. 18	@ New Jersey#	2-3	L	Feb. 26	Montreal	4-6	L	Nov. 21	San Jose	6-5	W	Feb. 21	Quebec	4-1	W
Nov. 21	Minnesota	3-4	L	Feb. 27	@ Montreal	4-8	L	Nov. 22	@ Ottawa	5-2	W	Feb. 23	Anaheim	2-2	W
Nov. 22	@ Philadelphia	4-4	T	Mar. 1	Vancouver#	2-5	L	Nov. 24	New Jersey	3-5	L	Feb. 25	Chicago	1-3	L
Nov. 25	Quebec	1-1	T	Mar. 3	@ NY Rangers	2-2	T	Nov. 26	Ottawa	5-2	W	Feb. 26	@ Pittsburgh	3-4	L
Nov. 27	Ottawa	4-1	W	Mar. 5	Hartford	2-4	L	Nov. 27	@ Quebec	2-2	T	Mar. 2	@ Ottawa	7-2	W
Nov. 29	@ Ottawa	5-2	W	Mar. 7	Winnipeg	2-1	W	Nov. 29	@ Toronto	3-0	W	Mar. 4	Pittsburgh	2-1	W
Nov. 30	@ Montreal	0-3	L	Mar. 10	@ Quebec	7-4	W	Dec. 1	@ Tampa Bay	3-0	W	Mar. 6	@ Detroit	3-2	W
Dec. 4	NY Islanders	5-5	T	Mar. 13	@ Hartford	3-3	T	Dec. 2	@ Florida	1-2	L*	Mar. 8	@ San Jose	4-4	T
Dec. 6	New Jersey	3-7	L	Mar. 15	Los Angeles**	2-4	L	Dec. 5	Boston	3-1	W	Mar. 9	@ Anaheim	3-0	W
Dec. 7	@ Quebec	3-4	L	Mar. 16	@ St. Louis	2-2	T	Dec. 8	@ Ottawa	3-1	W	Mar. 12	@ Los Angeles	5-3	W
Dec. 9	Boston	5-2	W	Mar. 20	@ Tampa Bay	3-1	W	Dec. 10	Calgary	6-2	W	Mar. 17	New Jersey	1-6	L
Dec. 11	Hartford	9-3	W	Mar. 22	@ Montreal	8-3	W	Dec. 11	@ Hartford	3-0	W	Mar. 18	@ NY Islanders##	2-2	T
Dec. 12	@ Hartford	1-1	T	Mar. 24	Boston	0-2	L	Dec. 13	@ NY Rangers	0-2	L	Mar. 20	Ottawa	6-2	W
Dec. 15	@ Boston	3-2	W	Mar. 25	@ Chicago	6-4	W	Dec. 16	@ Pittsburgh	1-2	L	Mar. 23	St. Louis	2-3	L
Dec. 19	@ Montreal	2-4	L	Mar. 28	Ottawa	3-1	W	Dec. 17	Los Angeles	2-0	W	Mar. 25	Hartford	6-3	W
Dec. 20	Toronto	5-4	L	Mar. 30	@ Washington	1-4	L	Dec. 19	Tampa Bay	3-3	T	Mar. 27	NY Islanders	4-1	W
Dec. 23	Washington	4-1	W	Mar. 31	New Jersey	5-2	W	Dec. 23	Montreal	5-0	W	Mar. 30	Tampa Bay	2-3	L*
Dec. 27	Pittsburgh	2-4	L	Apr. 3	@ Boston	2-3	L	Dec. 26	@ NY Islanders	3-4	L*	Apr. 1	Boston	5-0	W
Dec. 31	NY Rangers	11-6	W	Apr. 4	Boston	0-3	L	Dec. 27	Philadelphia	0-2	L	Apr. 2	@ Quebec	6-2	W
Jan. 2	@ Ottawa	7-2	W	Apr. 6	@ Minnesota	1-3	L	Dec. 31	NY Rangers	4-1	W	Apr. 4	@ Quebec**	4-6	L
Jan. 3	St. Louis	6-5	W*	Apr. 10	@ Detroit	5-6	L	Jan. 2	Toronto	3-3	T	Apr. 8	Montreal	1-0	W
Jan. 6	@ Hartford	3-1	W	Apr. 11	Quebec	1-3	L	Jan. 7	Pittsburgh	3-4	L*	Apr. 10	Quebec	4-1	W
Jan. 8	NY Islanders	6-5	W	Apr. 13	Montreal	2-3	L*	Jan. 9	Vancouver	5-3	W	Apr. 12	@ NY Rangers	2-3	L
Jan. 10	Calgary	5-3	W	Apr. 15	Philadelphia	4-7	L	Jan. 11	@ Chicago	5-2	W	Apr. 14	Washington	2-3	L

* - overtime decision ** - rescheduled from March 14 # - played at Hamilton, Ont.

* - overtime decision ** - rescheduled from March 1 # - played at Sacramento, Calif. ## - played at Minneapolis, Minn.

1992-93 REGULAR-SEASON SCORING													1993-94 REGULAR-SEASON SCORING														
NO.	PLAYER	GP	G	A	PTS	+/-	PIM	PP	SH	GW	GT	SHOTS	%	NO.	PLAYER	GP	G	A	PTS	+/-	PIM	PP	SH	GW	GT	SHOTS	%
16	Pat LaFontaine	84	53	95	148	11	63	20	2	7	1	306	17.3	10	Dale Hawerchuk	81	35	51	86	10	91	13	1	7	0	227	15.4
89	Alexander Mogilny	77	76	51	127	7	40	27	0	11	0	360	21.1	89	Alexander Mogilny	66	32	47	79	8	22	17	0	7	1	258	12.4
10	Dale Hawerchuk	81	16	80	96	-17	52	8	0	2	0	259	6.2	28	Donald Audette	77	29	30	59	2	41	16	1	4	0	207	14.0
25	Dave Andreychuk	52	29	32	61	-8	48	20	0	2	0	171	17.0	13	Yuri Khmylev	72	27	31	58	13	49	11	0	4	0	171	15.8
8	Doug Bodger	81	9	45	54	14	87	6	0	0	1	154	5.8	26	Derek Plante*	77	21	35	56	4	24	8	1	2	0	147	14.3
20	Bob Sweeney	80	21	26	47	2	118	4	3	3	0	120	17.5	27	Brad May	84	18	27	45	-6	171	3	0	3	0	166	10.8
19	Randy Wood	82	18	25	43	6	77	3	2	2	0	176	10.2	42	Richard Smehlik	84	14	27	41	22	69	3	3	1	1	106	13.2
13	Yuri Khmylev	68	20	19	39	6	28	0	3	3	0	122	16.4	8	Doug Bodger	75	7	32	39	8	76	5	1	1	0	144	4.9
18	Wayne Presley*	79	15	17	32	5	96	0	1	2	0	97	15.5	19	Randy Wood	84	22	16	38	11	71	2	2	5	0	161	13.7
42	Richard Smehlik*	80	4	27	31	9	59	0	0	0	0	82	4.9	18	Wayne Presley	65	17	8	25	18	103	1	5	1	0	93	18.3
27	Brad May	82	13	13	26	3	242	0	0	1	0	114	11.4	20	Bob Sweeney	60	11	14	25	3	94	3	3	1	0	76	14.5
7	Petr Svoboda	40	2	24	26	3	59	1	0	1	0	61	3.3	41	Ken Sutton	78	4	20	24	-6	71	1	0	0	0	95	4.2
41	Ken Sutton	63	8	14	22	-3	30	1	0	2	1	77	10.4	14	Dave Hannan	83	6	15	21	10	53	0	3	1	0	40	15.0
14	Dave Hannan	55	5	15	20	8	43	0	0	0	0	43	11.6	16	Pat LaFontaine	16	5	13	18	-4	2	1	0	0	0	40	12.5
28	Donald Audette	44	12	7	19	-8	51	2	0	0	0	92	13.0	22	Craig Simpson	22	8	8	16	-2	8	2	0	2	0	28	28.6
3	Grant Ledyard	50	2	14	16	-2	45	1	0	0	0	79	2.5	7	Petr Svoboda	60	2	14	16	11	89	1	0	0	0	80	2.5
34	Gord Donnelly	60	3	8	11	5	221	0	0	0	0	38	7.9	4	Philippe Boucher*	38	6	8	14	-1	29	4	0	1	0	67	9.0
29	Bob Corkum	68	6	4	10	-3	38	0	1	1	0	69	8.7	43	Jason Dawe*	32	6	7	13	1	12	3	0	1	0	35	17.1
5	Mike Ramsey	33	2	8	10	4	20	0	0	0	0	27	7.4	24	Randy Moller	78	2	11	13	-5	154	0	0	0	0	77	2.6
9	Viktor Gordiouk*	16	3	6	9	4	0	0	0	0	0	24	12.5	5	Craig Muni	73	2	8	10	28	62	0	1	2	0	39	5.1
24	Randy Moller	35	2	7	9	6	83	0	0	0	0	25	8.0	32	Rob Ray	82	3	4	7	2	274	0	0	0	0	34	8.8
23	Bill Houlder	15	3	5	8	5	6	0	0	0	1	29	10.3	36	Matthew Barnaby*	35	2	4	6	-7	106	1	0	0	0	13	15.4
17	Colin Patterson	36	4	2	6	-2	22	0	1	0	0	30	13.3	21	Scott Thomas*	32	2	4	-6	8	1	0	0	0	0	26	7.7
6	Keith Carney*	30	2	4	6	3	55	0	0	1	0	26	7.7	6	Keith Carney	7	1	3	4	-1	4	0	0	0	0	6	16.7
32	Rob Ray	68	3	2	5	-3	211	1	0	0	0	28	10.7	15	Sergei Petrenko*	15	0	4	4	-3	0	0	0	0	0	7	0.0
12	Bob Errey	8	1	3	4	2	4	0	0	0	0	9	11.1	31	Grant Fuhr	32	0	4	4	0	16	0	0	0	0	0	0.0
4	Philippe Boucher*	18	0	4	4	1	14	0	0	0	0	28	0.0	39	Dominik Hasek	58	0	3	3	0	6	0	0	0	0	0	0.0
21	Scott Thomas*	7	1	1	2	2	15	0	0	0	0	4	25.0	17	Todd Simon*	15	0	1	1	-3	0	0	0	0	0	0	14.0
36	Matthew Barnaby*	2	1	0	1	0	10	1	0	0	0	8	12.5	33	Mark Astley*	1	0	0	0	-1	0	0	0	0	0	2	0.0
44	Doug Macdonald*	5	1	0	1	0	2	0	0	0	0	1	100	40	James Black	2	0	0	0	0	0	0	0	0	0	2	0.0
15	Greg Brown	10	0	1	1	-5	6	0	0	0	0	10	0.0	44	Doug Macdonald*	4	0	0	0	-2	0	0	0	0	0	3	0.0
31	Daren Puppa	24	0	1	1	0	0	0	0	0	0	0	0.0	34													



RECORD BOOK



1994-95 | 22-19-7, 4th PLACE

NORTHEAST DIVISION

Jan. 20	@ NY Rangers	2-1	W
Jan. 22	@ Tampa Bay	5-2	W
Jan. 25	New Jersey	2-1	W
Jan. 27	Quebec	3-7	L
Jan. 28	@ Ottawa	2-2	T
Jan. 31	@ New Jersey	1-2	L
Feb. 2	@ Washington	1-0	W
Feb. 4	@ Philadelphia	2-4	L
Feb. 5	Tampa Bay	2-1	W
Feb. 7	Washington	2-1	W
Feb. 11	@ NY Islanders	1-2	L
Feb. 12	Boston	1-2	L
Feb. 15	NY Rangers	1-2	L
Feb. 19	@ Pittsburgh	3-3	T
Feb. 22	NY Islanders	3-3	T
Feb. 25	@ Hartford	3-1	W
Feb. 26	NY Rangers	2-4	L
Mar. 2	Pittsburgh	6-3	W
Mar. 4	@ Quebec	1-1	T
Mar. 5	Montreal	4-1	W
Mar. 8	@ Montreal	2-2	T
Mar. 11	@ Pittsburgh	2-6	L
Mar. 14	@ Florida	2-1	W*
Mar. 16	NY Islanders	6-3	W
Mar. 18	@ Ottawa	3-4	L*
Mar. 19	Tampa Bay	1-6	L
Mar. 21	Pittsburgh	2-3	L
Mar. 24	Florida	3-0	W
Mar. 26	@ Philadelphia	1-3	L
Mar. 28	Quebec	5-3	W
Mar. 30	Ottawa	7-0	W
Apr. 1	@ NY Islanders	5-1	W
Apr. 4	Hartford	6-3	W
Apr. 6	@ Boston	1-1	T
Apr. 8	@ Hartford	2-4	L
Apr. 9	Boston	5-6	L
Apr. 12	@ NY Rangers	1-3	L
Apr. 14	@ Quebec	2-5	L
Apr. 16	Ottawa	2-1	W
Apr. 18	Hartford	1-2	L
Apr. 19	@ Boston	1-4	L

* - overtime decision

1995-96 | 33-42-7, 5th PLACE

NORTHEAST DIVISION

Oct. 7	@ Ottawa	3-1	W
Oct. 9	@ Boston	3-5	L
Oct. 13	Anaheim	1-4	L
Oct. 15	New Jersey	3-4	L
Oct. 18	Edmonton	4-1	W
Oct. 20	NY Rangers	1-3	L
Oct. 22	St. Louis	5-2	W
Oct. 24	@ Dallas	0-3	L
Oct. 27	@ Colorado	4-5	L
Oct. 29	@ Chicago	3-6	L
Nov. 1	Detroit	2-1	W
Nov. 3	Pittsburgh	3-3	T
Nov. 5	Winnipeg	3-4	L
Nov. 8	San Jose	7-2	W
Nov. 11	@ Florida	1-4	L
Nov. 12	@ Tampa Bay	6-4	W
Nov. 15	Dallas	2-1	W
Nov. 18	@ New Jersey	5-4	W
Nov. 19	Ottawa	6-0	W
Nov. 24	NY Islanders	1-1	T
Nov. 25	@ Pittsburgh	3-5	L
Nov. 27	@ St. Louis	2-0	W
Nov. 29	@ NY Rangers	3-5	L
Dec. 1	Hartford	2-1	W
Dec. 2	@ Boston	4-6	L
Dec. 7	@ Philadelphia	3-7	L
Dec. 8	Washington	2-2	T
Dec. 11	Tampa Bay	1-6	L
Dec. 13	Colorado	4-3	W
Dec. 15	NY Rangers	5-4	W
Dec. 16	@ New Jersey	3-2	W
Dec. 20	Montreal	2-1	W
Dec. 22	Boston	2-3	L*
Dec. 23	@ Ottawa	4-2	W
Dec. 26	@ Pittsburgh	3-6	L
Dec. 27	Ottawa	3-4	L
Dec. 29	Chicago	2-5	L
Dec. 31	NY Islanders	2-5	L
Jan. 5	Toronto	3-1	W
Jan. 6	@ Montreal	7-6	W
Jan. 10	@ Winnipeg	1-4	L

* - overtime decision

Jan. 12	@ Calgary	1-3	L
Jan. 13	@ Edmonton	4-5	L*
Jan. 17	Pittsburgh	0-1	L
Jan. 24	Hartford	4-2	W
Jan. 26	@ Washington	0-1	L
Jan. 27	@ Florida	3-6	L
Jan. 30	@ NY Islanders	4-5	L*
Jan. 31	Florida	6-1	W
Feb. 3	@ Boston	2-4	L
Feb. 4	Tampa Bay	2-5	L
Feb. 7	Boston	2-1	W*
Feb. 8	@ Philadelphia	2-1	W
Feb. 10	@ Toronto	2-2	T
Feb. 14	Los Angeles	2-2	T
Feb. 16	New Jersey	2-2	T
Feb. 17	@ Hartford	1-2	L*
Feb. 21	Pittsburgh	6-3	W
Feb. 23	Philadelphia	7-2	W
Feb. 25	Florida	6-1	W
Feb. 28	@ Ottawa	3-2	W*
Mar. 1	@ NY Rangers	3-3	T
Mar. 3	Vancouver	0-3	L
Mar. 6	@ Vancouver	2-5	L
Mar. 8	@ Anaheim	2-3	L*
Mar. 10	@ San Jose	4-6	L
Mar. 13	@ Los Angeles	6-2	W
Mar. 15	Calgary	1-3	L
Mar. 16	@ Hartford	1-2	L
Mar. 18	@ Montreal	2-3	L
Mar. 22	Montreal	1-4	L
Mar. 23	@ Pittsburgh	7-5	W
Mar. 27	@ Detroit	2-4	L
Mar. 29	Philadelphia	5-6	L*
Mar. 31	Boston	5-6	L
Apr. 1	@ Montreal	6-4	W
Apr. 3	Washington	1-5	L
Apr. 5	@ Tampa Bay	4-3	W
Apr. 6	@ NY Islanders	0-3	L
Apr. 10	Ottawa	5-2	W
Apr. 13	@ Washington	3-2	W
Apr. 14	Hartford	4-1	W

1994-95 REGULAR-SEASON SCORING

NO.	PLAYER	GP	G	A	PTS	+/-	PIM	PP	SH	GW	GT	SHOTS	%
89	Alexander Mogilny	44	19	28	47	0	36	12	0	2	1	148	12.8
28	Donald Audette	46	24	13	37	-3	27	13	0	7	0	124	19.4
16	Pat LaFontaine	22	12	15	27	2	4	6	1	3	1	54	22.2
13	Yuri Khmylev	48	8	17	25	8	14	2	1	1	0	71	11.3
26	Derek Plante	47	3	19	22	-4	12	2	0	0	0	94	3.2
8	Doug Bodger	44	3	17	20	-3	47	2	0	0	0	87	3.4
18	Wayne Presley	46	14	5	19	5	41	0	5	2	0	90	15.6
10	Dale Hawerchuk	23	5	11	16	-2	2	2	0	2	0	56	8.9
14	Dave Hannan	42	4	12	16	3	32	0	2	0	0	36	11.1
43	Jason Dawe	42	7	4	11	-6	19	0	1	2	0	51	13.7
17	Craig Simpson	24	4	7	11	-5	26	1	0	0	1	20	20.0
42	Richard Smehlik	39	4	7	11	5	46	0	1	1	0	49	8.2
3	Garry Galley	14	1	9	10	4	10	1	0	0	0	31	3.2
20	Bob Sweeney	45	5	4	9	-6	18	1	2	0	0	47	10.6
44	Alexei Zhitnik	21	2	5	7	-3	34	1	0	0	0	33	6.1
27	Brad May	33	3	3	6	5	87	1	0	0	0	42	7.1
22	Charlie Huddy	32	2	4	6	-1	36	1	0	0	0	40	5.0
5	Craig Muni	40	0	6	6	-4	36	0	0	0	0	32	0.0
24	Philippe Boucher	9	1	4	5	6	0	0	0	0	0	15	6.7
7	Petr Svoboda	26	0	5	5	-5	60	0	0	0	0	22	0.0
33	Mark Astley*	14	2	1	3	-2	12	0	0	0	0	21	9.5
29	Scott Pearson	14	2	1	3	-3	20	0	0	0	0	19	10.5
41	Ken Sutton	12	1	2	3	-2	30	0	0	1	0	12	8.3
6	Doug Houda	28	1	2	3	1	68	0	0	0	0	21	4.8
19	Brian Holzinger*	4	0	3	3	2	0	0	0	0	0	3	0.0
32	Rob Ray	47	0	3	3	-4	173	0	0	0	0	7	0.0
37	Curtis Brown*	1	1	1	2	2	2	0	0	0	0	4	25.0
36	Matthew Barnaby	23	1	1	2	-2	116	0	0	0	0	27	3.7
9	Viktor Gordioui*	10	0	2	2	-3	0	0	0	0	0	10	0.0
76	Wayne Primeau*	1	1	0	1	-2	0	0	0	1	0	2	50.0
12	Peter Ambroziak*	12	0	1	1	-1	0	0	0	0	0	3	0.0
44	Doug Macdonald*	2	0	0	0	-1	0	0	0	0	0	0	0.0
31	Grant Fuhr	3	0	0	0	0	0	0	0	0	0	0	0.0
29	Denis Tsygurov*	4	0	0	0	-1	4	0	0	0	0	4	0.0
3	Dean Melanson*	5	0	0	0	-1	4	0	0	0	0	1	0.0
35	Robb Stauber	6	0	0	0	0	0	0	0	0	0	0	0.0
39	Dominik Hasek	41	0	0	0	0	2	0	0	0	0	0	0.0

NO.	GOALTENDER	GP	MIN	GAA	W	L	T	EN	SO	GA	SA	SV%
39	Dominik Hasek	41	2416:27	2.11	19	14	7	2	5	85	1221	.930
35	Robb Stauber	6	316:31	3.79	2	3	0	0	0	20	150	.867
31	Grant Fuhr	3	180:00	4.00	1	2	0	0	0	12	85	.859

* - rookie

GOALTENDER TOTALS

2912:58 2.41 22 19 7 2 5 117 1456 .920

1995-96 REGULAR-SEASON SCORING

NO.	PLAYER	GP	G	A	PTS	+/-	PIM	PP	SH	GW	GT	SHOTS	%
16	Pat LaFontaine	76	40	51	91	-8	36	15	3	7	1	224	17.9
12	Randy Burridge	74	25	33	58	0	30	6	0	3	0	154	16.2
26	Derek Plante	76	23	33	56	-4	28	4	0	5	0	203	11.3
3	Garry Galley	78	10	44	54	-2	81	7	1	2	0	175	5.7
43	Jason Dawe	67	25	25	50	-8	33	8	1	0	2	130	19.2
10	Brad May	79	15	29	44	6	295	3	0	4	0	168	8.9
44	Alexei Zhitnik	80	6	30	36	-25	58	5	0	0	0	193	3.1
36	Matthew Barnaby	73	15	16	31	-2	335	0	0	0	0	131	11.5
27	Michael Peca	68	11	20	31	-1	67	4	3	1	0	109	10.1
13	Yuri Khmylev	66	8	20	28	-12	40	5	1	1	1	123	6.5
28	Donald Audette	23	12	13	25	0	18	8	0	1	0	92	13.0
19	Brian Holzinger*	58	10	10	20	-21	37	5	0	1	0	71	14.1
21	Mark Astley	60	2	18	20	-12	80	0	0	0	0	80	2.5
41	Dave Hannan	57	6	10	16	2	30	1	1	2	0	40	15.0
17	Brent Hughes	76	5	10	15	-9	148	0	0	0	0	56	8.9
34	Mike Wilson*	58	4	8	12	13	41	1	0	1	0	52	7.7
18	Michal Grossek	22	6	4	10	0	31	2	0	1	1	33	18.2
22	Charlie Huddy	52	5	5	10	-5	59	2	0	1	0	57	8.8
24	Dane Jackson*	22	5	4	9	3	41	0	0	1	0	20	25.0
32	Rob Ray	71	3	6	9	-8	287	0	0	0	1	21	14.3
8	Darryl Shannon	26	2	6	8	10	20	0	0	0	0	25	8.0
25	Rob Conn	28	2	5	7	-9	18	0	0	0	0	36	5.6
8	Doug Bodger	16	0	5	5	-6	18	0	0	0	0	27	0.0
33	Scott Pearson	27	4	0	4	-4	67	0	0	1	0	26	15.4
15	Dixon Ward	8	2	2	4	1	6	0	0	1	0	12	16.7
6	Doug Houda	38	1	3	4	3	52	0	0	0	0	21	4.8
5	Craig Muni	47	0	4	4	-12	69	0	0	0	0	25	0.0
38	Jay McKee*	1	0	1	1	1	2	0	0	0	0	2	0.0
4	Bob Boughner*	31	0	1	1	3	104	0	0	0	0	14	0.0
39	Dominik Hasek	59	0	1	1								



Year-By-Year Results RECORD BOOK



1996-97 | 40-30-12, 1st PLACE

Oct. 4	@ Edmonton	3-4	L
Oct. 6	@ Calgary	0-3	L
Oct. 9	@ Vancouver	2-1	W
Oct. 12	Detroit	1-6	L
Oct. 15	Tampa Bay	0-4	L
Oct. 17	Pittsburgh	4-1	W
Oct. 18	@ Washington	4-1	W
Oct. 24	Montreal	6-3	W
Oct. 26	Hartford	6-3	W
Oct. 27	@ NY Rangers	4-6	L
Oct. 30	@ Dallas	0-2	L
Nov. 1	@ St. Louis	4-2	W
Nov. 2	@ Colorado	0-0	T
Nov. 7	Philadelphia	2-5	L
Nov. 9	@ Hartford	3-4	L*
Nov. 11	Florida	3-2	W*
Nov. 12	@ Pittsburgh	0-3	L
Nov. 14	Colorado	5-4	W
Nov. 19	@ Toronto	3-4	L
Nov. 21	Toronto	6-3	W
Nov. 23	@ Boston	3-2	W*
Nov. 26	@ Florida	3-4	L
Nov. 27	@ Tampa Bay	3-0	W
Nov. 29	Ottawa	3-0	W
Nov. 30	@ NY Islanders	3-2	W
Dec. 4	Vancouver	6-7	L*
Dec. 6	Anaheim	1-1	T
Dec. 7	@ Hartford	4-6	L
Dec. 11	@ Montreal	3-2	W*
Dec. 13	NY Rangers	0-3	L
Dec. 14	@ Boston	4-0	W
Dec. 18	Tampa Bay	5-3	W
Dec. 20	Los Angeles	6-2	W
Dec. 21	@ Ottawa	3-2	W
Dec. 23	@ New Jersey	0-0	T
Dec. 26	Hartford	5-1	W
Dec. 28	@ Pittsburgh	0-2	L
Dec. 31	New Jersey	6-5	W
Jan. 3	St. Louis	2-2	T
Jan. 5	Phoenix	5-1	W
Jan. 7	@ San Jose	1-1	T

NORTHEAST DIVISION

Jan. 9	@ Los Angeles	3-6	L
Jan. 10	@ Anaheim	2-5	L
Jan. 12	@ Phoenix	3-2	W*
Jan. 15	@ NY Islanders	2-1	W
Jan. 20	Chicago	2-1	W
Jan. 22	Montreal	6-1	W
Jan. 24	Edmonton	1-3	L
Jan. 25	Hartford	1-5	L
Jan. 29	Pittsburgh	3-1	W
Jan. 31	Dallas	3-1	W
Feb. 2	Washington	2-2	T
Feb. 4	@ Philadelphia	1-1	T
Feb. 6	Florida	1-1	T
Feb. 8	@ Tampa Bay	3-1	W
Feb. 9	Ottawa	2-1	W
Feb. 12	Montreal	2-2	T
Feb. 16	San Jose	6-2	W
Feb. 18	Calgary	5-5	T
Feb. 21	NY Islanders	5-2	W
Feb. 23	Boston	5-1	W
Feb. 27	@ New Jersey	1-4	L
Mar. 1	@ Ottawa	3-1	W
Mar. 5	Pittsburgh	4-2	W
Mar. 8	@ Montreal	3-3	T
Mar. 9	New Jersey	1-4	L
Mar. 11	Philadelphia#	3-2	W*
Mar. 15	@ Philadelphia	7-5	W
Mar. 17	Boston##	5-1	W
Mar. 18	@ Pittsburgh	3-5	L
Mar. 21	@ Washington	4-1	W
Mar. 22	@ Florida	2-3	L
Mar. 26	NY Islanders	2-3	L*
Mar. 28	@ Detroit	1-2	L
Mar. 30	@ Chicago	2-3	L
Apr. 1	@ NY Rangers	1-1	T
Apr. 2	Ottawa	0-2	L
Apr. 4	NY Rangers	5-1	W
Apr. 7	@ Hartford	2-4	L
Apr. 10	@ Boston	5-1	W
Apr. 12	@ Ottawa	0-1	L
Apr. 13	Washington	3-8	L

1997-98 | 36-29-17, 3rd PLACE

Oct. 1	@ St. Louis	3-1	W
Oct. 3	@ Washington	2-6	L
Oct. 5	@ Tampa Bay	1-1	T
Oct. 7	Dallas	2-4	L
Oct. 9	Washington	5-2	W
Oct. 11	@ New Jersey	2-3	L
Oct. 15	@ Carolina	3-3	T
Oct. 17	Montreal	1-5	L
Oct. 19	@ Chicago	2-5	L
Oct. 22	Calgary	4-1	W
Oct. 26	@ Phoenix	1-6	L
Oct. 28	@ Colorado	2-3	L
Oct. 31	@ Carolina	3-2	W*
Nov. 1	@ Florida	4-3	W*
Nov. 6	Florida	2-4	L
Nov. 8	@ Pittsburgh	2-2	T
Nov. 10	Edmonton	4-4	T
Nov. 13	Washington	2-3	L
Nov. 15	New Jersey	2-3	L
Nov. 20	@ Boston	5-0	W
Nov. 22	NY Islanders	6-1	W
Nov. 24	@ Pittsburgh	1-5	L
Nov. 26	Philadelphia	1-3	L
Nov. 28	NY Rangers	3-3	T
Dec. 1	@ Philadelphia	1-1	T
Dec. 3	Anaheim	4-0	W
Dec. 5	Tampa Bay	4-0	W
Dec. 6	@ Ottawa	0-3	L
Dec. 11	@ Boston	1-2	L
Dec. 12	Carolina	3-2	W*
Dec. 15	@ Dallas	4-8	L
Dec. 17	@ NY Islanders	0-4	L
Dec. 19	Montreal	1-0	W
Dec. 21	@ NY Rangers	2-0	W
Dec. 23	Detroit	1-3	L
Dec. 26	NY Rangers	3-0	W
Dec. 27	@ Carolina	1-4	L
Dec. 29	New Jersey	1-3	L
Dec. 31	Ottawa	3-0	W
Jan. 2	Colorado	2-2	T
Jan. 7	@ Anaheim	3-2	W

NORTHEAST DIVISION

Jan. 8	@ Los Angeles	2-2	T
Jan. 10	@ San Jose	2-5	L
Jan. 14	@ Toronto	4-1	W
Jan. 15	Vancouver	6-2	W
Jan. 20	@ Philadelphia	0-3	L
Jan. 21	Carolina	2-1	W
Jan. 23	Tampa Bay	4-1	W
Jan. 27	St. Louis	3-3	T
Jan. 30	Phoenix	3-3	T
Feb. 1	@ Florida	5-2	W
Feb. 2	@ Tampa Bay	7-3	W
Feb. 4	Boston	2-2	T
Feb. 6	Pittsburgh	2-2	T
Feb. 7	@ Montreal	4-1	W
Feb. 25	Toronto	2-2	T
Feb. 26	@ Boston	1-1	T
Mar. 1	@ Washington	3-0	W
Mar. 2	@ NY Rangers	1-0	W
Mar. 6	NY Islanders	2-4	L
Mar. 7	@ Montreal	2-1	W
Mar. 10	@ NY Islanders	2-2	T
Mar. 12	San Jose	3-1	W
Mar. 14	@ Pittsburgh	1-2	L
Mar. 15	NY Rangers	3-0	W
Mar. 17	Chicago	3-5	L
Mar. 19	Florida	6-1	W
Mar. 21	Boston	1-2	L
Mar. 24	@ Calgary	2-0	W
Mar. 26	@ Vancouver	5-2	W
Mar. 27	@ Edmonton	1-0	W
Mar. 29	@ Detroit	2-4	L
Apr. 1	Los Angeles	4-0	W
Apr. 3	Boston	5-4	W
Apr. 5	Ottawa	0-1	L
Apr. 8	Carolina	3-1	W
Apr. 10	Montreal	2-1	W
Apr. 11	@ Ottawa	4-4	T
Apr. 13	Philadelphia	2-1	W
Apr. 15	@ New Jersey	4-5	L*
Apr. 18	@ Montreal	3-3	T
Apr. 19	Ottawa	1-2	L

* - overtime decision # - rescheduled from March 16 ## - rescheduled from Nov. 16

* - overtime decision

1996-97 REGULAR-SEASON SCORING

NO.	PLAYER	GP	G	A	PTS	+/-	PIM	PP	SH	GW	GT	SHOTS	%
26	Derek Plante	82	27	26	53	14	24	5	0	6	1	191	14.1
19	Brian Holzinger	81	22	29	51	9	54	2	2	6	0	142	15.5
28	Donald Audette	73	28	22	50	-6	48	8	0	5	1	182	15.4
27	Michael Peca	79	20	29	49	26	80	5	6	4	0	137	14.6
43	Jason Dawe	81	22	26	48	14	32	4	1	3	0	136	16.2
15	Dixon Ward	79	13	32	45	17	36	1	2	4	0	93	14.0
36	Matthew Barnaby	68	19	24	43	16	249	2	0	1	0	121	15.7
3	Garry Galley	71	4	34	38	10	102	1	1	1	0	84	4.8
18	Michal Grosek	82	15	21	36	25	71	1	0	2	1	117	12.8
44	Alexei Zhitnik	80	7	28	35	10	95	3	1	0	1	170	4.1
12	Randy Burridge	55	10	21	31	17	20	1	3	0	0	85	11.8
8	Darryl Shannon	82	4	19	23	23	112	1	0	1	0	94	4.3
4	Mike Wilson	77	2	9	11	13	51	0	0	1	0	57	3.5
81	Miroslav Satan	12	8	2	10	1	4	2	0	0	1	29	27.6
32	Rob Ray	82	7	3	10	3	286	0	0	1	0	45	15.6
74	Jay McKee*	43	1	9	10	3	35	0	0	0	0	29	3.4
16	Pat LaFontaine	13	2	6	8	-8	4	1	0	0	0	38	5.3
38	Barrie Moore*	31	2	6	8	1	18	1	0	0	0	42	4.8
6	Bob Boughner	77	1	7	8	12	225	0	0	0	0	34	2.9
37	Curtis Brown*	28	4	3	7	4	18	0	0	1	0	31	12.9
10	Brad May	42	3	4	7	-8	106	1	0	1	0	75	4.0
93	Anatoli Semenov	25	2	4	6	-3	2	1	0	1	0	21	9.5
76	Wayne Primeau*	45	2	4	6	-2	64	1	0	0	0	25	8.0
5	Ed Ronan	18	1	4	5	4	11	0	0	0	0	10	10.0
39	Dominik Hasek	67	0	3	3	0	30	0	0	0	0	0	0.0
22	Charlie Huddy	1	0	0	0	-1	0	0	0	0	0	0	0.0
40	Rumun Ndur*	2	0	0	0	1	2	0	0	0	0	0	0.0
30	Andrei Trefilov	3	0	0	0	0	0	0	0	0	0	0	0.0
25	Vaclav Varada*	5	0	0	0	0	2	0	0	0	0	2	0.0
31	Steve Shields*	13	0	0	0	0	4	0	0	0	0	0	0.0

NO.	GOALTENDER	GP	MIN	GAA	W	L	T	EN	SO	GA	SA	SV%
39	Dominik Hasek	67	4036:59	2.27	37	20	10	3	5	153	2177	.930
31	Steve Shields*	13	789:19	2.96	3	8	2	2	0	39	447	.913
30	Andrei Trefilov	3	158:39	3.78	0	2	0	1	0	10	98	.898
GOALTENDER TOTALS			4984:57	2.43	40	30	12	6	5	202	2722	.926

* - rookie

1997-98 REGULAR-SEASON SCORING

NO.	PLAYER	GP	G	A	PTS	+/-	PIM	PP	SH	GW	GT	SHOTS	%
81	Miroslav Satan	79	22	24	46	2	34	9	0	4	0	139	15.8
44	Alexei Zhitnik	78	15	30	45	19	102	2	3	3	2	191	7.9
28	Donald Audette	75	24	20	44	10	59	10	0	5	1	198	12.1
27	Michael Peca	61	18	22	40	12	57	6	5	1	1	132	13.6
17	Jason Dawe	68	19	17	36	10	36	4	1	3	1	115	16.5
19	Brian Holzinger	69	14	21	35	-2	36	4	2	1	1	116	12.1
5	Jason Woolley	71	9	26	35	8	35	3	0	2	1	129	7.0
26	Derek Plante	72	13	21	34	8	26	5	0	1	0	150	8.7
18	Michal Grosek	67	10	20	30	9	60	2	0	1	0	114	8.8
36	Matthew Barnaby	72	5	20	25	8	289	0	0	2	0	96	5.2
37	Curtis Brown	63	12	12	24	11	34	1	1	2	1	91	13.2
15	Dixon Ward	71	10	13	23	9	42	0	2	3	1	99	10.1
8	Darryl Shannon	76	3	19	22	26	56	1	0	1	0	85	3.5
42	Richard Smehlik	72	3	17	20	11	62	0	1	0	0	90	3.3
74	Jay McKee	56	1	13	14	-1	42	0	0	0	0	55	1.8
22	Wayne Primeau	69	6	6	12	9	87	2	0	1	0	51	11.8
25	Vaclav Varada*	27	5	6	11	0	15	0	0	1	1	27	18.5
34	Brad May	36	4	7	11	2	113	0	0	0	0	41	9.8
12	Randy Burridge	30	4	6	10	0	0	1	0	1	0	40	10.0
80	Geoff Sanderson	26	4	5	9	6	20	0	0	2	0	72	5.6
4	Mike Wilson	66	4	4	8	13	48	0	0	1	0	52	7.7
32	Rob Ray												



RECORD BOOK



1998-99 | 37-28-17, 4th PLACE

NORTHEAST DIVISION

Oct. 10	@ Dallas	1-4	L	Jan. 18	@ Florida	4-0	W
Oct. 12	@ Colorado	3-0	W	Jan. 19	@ Tampa Bay	1-2	L
Oct. 16	Florida	2-2	T	Jan. 26	Phoenix	1-1	T
Oct. 17	@ Montreal	4-3	W	Jan. 28	Nashville	2-4	L
Oct. 23	Washington	0-1	L	Jan. 30	Los Angeles	4-1	W
Oct. 24	@ NY Islanders	4-5	L	Feb. 2	@ Pittsburgh	3-5	L
Oct. 27	@ NY Rangers	0-0	T	Feb. 3	Colorado	3-5	L
Oct. 30	Toronto	4-1	W	Feb. 6	@ Montreal	2-3	L
Oct. 31	@ Toronto	6-3	W	Feb. 7	@ Washington	1-3	L
Nov. 3	Boston	4-2	W	Feb. 9	@ Ottawa	1-1	T
Nov. 7	@ Philadelphia	2-2	T	Feb. 11	Montreal	5-2	W
Nov. 10	Ottawa	2-2	T	Feb. 13	NY Islanders	2-2	T
Nov. 12	@ Washington	2-0	W	Feb. 15	Carolina	3-2	W
Nov. 14	Chicago	6-1	W	Feb. 17	Toronto	2-3	L*
Nov. 20	Toronto	4-1	W	Feb. 19	San Jose	4-2	W
Nov. 21	@ Toronto	1-2	L	Feb. 21	Detroit	4-4	T
Nov. 25	NY Rangers	4-2	W	Feb. 24	@ Calgary	2-2	T
Nov. 28	@ Florida	2-6	L	Feb. 26	@ Edmonton	3-6	L
Nov. 29	@ Tampa Bay	6-3	W	Feb. 28	@ Vancouver	2-0	W
Dec. 2	Florida	2-1	W	Mar. 3	Edmonton	3-5	L
Dec. 4	Philadelphia	3-0	W	Mar. 5	Dallas	2-1	W
Dec. 5	@ Nashville	3-1	W	Mar. 7	Philadelphia	1-1	T
Dec. 8	@ St. Louis	2-2	T	Mar. 8	@ Carolina	1-4	L
Dec. 11	NY Rangers	2-0	W	Mar. 11	Tampa Bay	2-5	L
Dec. 12	@ Boston	4-1	W	Mar. 13	Boston	3-1	W
Dec. 18	Montreal	4-2	W	Mar. 15	NY Islanders	2-1	W
Dec. 19	Carolina	2-3	L	Mar. 19	@ NY Rangers	3-2	W*
Dec. 21	@ Carolina	4-1	W	Mar. 23	@ New Jersey	1-1	T
Dec. 23	Tampa Bay	2-0	W	Mar. 24	@ Detroit	1-2	L
Dec. 26	@ New Jersey	2-0	W	Mar. 27	@ Pittsburgh	1-1	T
Dec. 28	New Jersey	4-7	L	Mar. 28	Pittsburgh	4-3	W*
Dec. 30	Ottawa	2-3	L*	Mar. 31	@ Chicago	1-2	L
Jan. 1	Anaheim	2-7	L	Apr. 3	@ Montreal	1-2	L
Jan. 2	Calgary	7-1	W	Apr. 5	Pittsburgh	3-1	W
Jan. 6	@ Anaheim	3-2	W*	Apr. 6	@ NY Islanders	4-3	W
Jan. 7	@ Los Angeles	2-4	L	Apr. 9	Florida	3-1	W
Jan. 9	@ San Jose	2-2	T	Apr. 10	@ Ottawa	1-1	T
Jan. 11	@ Phoenix	0-1	L	Apr. 13	@ Philadelphia	2-2	T
Jan. 13	St. Louis	2-4	L	Apr. 14	New Jersey	1-2	L
Jan. 15	Boston	2-1	W	Apr. 17	@ Boston	1-2	L*
Jan. 16	@ Ottawa	1-1	T	Apr. 18	Washington	3-0	W

* - overtime decision

1999-00 | 35-32-11-4, 3rd PLACE

NORTHEAST DIVISION

Oct. 2	@ Detroit	0-2	L	Jan. 8	@ Ottawa	7-4	W
Oct. 8	Washington	2-3	L	Jan. 13	@ Boston	0-0	T
Oct. 9	@ Atlanta	5-5	T	Jan. 14	Montreal	1-2	L
Oct. 11	Phoenix	2-2	T	Jan. 17	@ Anaheim	5-0	W
Oct. 16	@ Montreal	1-2	L	Jan. 18	@ Los Angeles	3-5	L
Oct. 17	@ Philadelphia	2-5	L	Jan. 20	@ Phoenix	1-2	L
Oct. 20	Nashville	3-4	L	Jan. 22	@ Carolina	1-4	L
Oct. 22	Carolina	7-3	W	Jan. 25	Tampa Bay	2-1	W
Oct. 23	@ Ottawa	0-4	L	Jan. 28	Ottawa	1-0	W
Oct. 27	Tampa Bay	4-3	W	Jan. 29	@ Boston	0-1	L
Oct. 29	Florida	3-2	W*	Feb. 1	Anaheim	2-2	T
Oct. 30	@ Boston	0-3	L	Feb. 3	Ottawa	4-2	W
Nov. 3	@ Dallas	3-1	W	Feb. 8	@ Colorado	2-0	W
Nov. 4	@ Chicago	5-4	W*	Feb. 10	@ Nashville	2-1	W*
Nov. 6	NY Islanders	2-1	W	Feb. 12	@ Philadelphia	2-3	O*
Nov. 10	Boston	6-2	W	Feb. 13	Edmonton	2-2	T
Nov. 12	@ Tampa Bay	2-4	L	Feb. 16	@ Pittsburgh	1-1	T
Nov. 13	@ Florida	1-3	L	Feb. 17	Vancouver	1-2	L
Nov. 16	@ Pittsburgh	2-3	L	Feb. 19	Los Angeles	4-1	W
Nov. 19	@ Atlanta	4-0	W	Feb. 21	New Jersey	3-2	W
Nov. 20	Atlanta	4-3	W	Feb. 25	NY Rangers	3-6	L
Nov. 24	Washington	5-2	W	Feb. 26	@ Toronto	2-5	L
Nov. 26	St. Louis	0-2	L	Feb. 28	@ Florida	5-2	W
Nov. 28	@ Tampa Bay	3-2	W*	Mar. 1	@ NY Rangers	3-3	T
Nov. 30	Pittsburgh	1-4	L	Mar. 4	@ NY Islanders	2-4	L
Dec. 2	Philadelphia	2-4	L	Mar. 5	@ Washington	1-2	L
Dec. 4	NY Rangers	1-1	T	Mar. 8	Boston	2-1	W*
Dec. 6	@ Toronto	2-3	O*	Mar. 10	Montreal	2-3	L
Dec. 8	Ottawa	0-0	T	Mar. 12	NY Islanders	4-2	W
Dec. 10	Chicago	2-1	W	Mar. 15	@ San Jose	5-6	O*
Dec. 14	Philadelphia	3-1	W	Mar. 16	@ Vancouver	3-6	L
Dec. 17	Florida	2-4	L	Mar. 18	@ Calgary	4-1	W
Dec. 18	@ NY Islanders	2-2	T	Mar. 20	Montreal	5-1	W
Dec. 21	@ NY Rangers	3-1	W	Mar. 23	Calgary	4-2	W
Dec. 23	Colorado	2-1	W	Mar. 27	@ Carolina	5-1	W
Dec. 27	@ New Jersey	1-4	L	Mar. 31	Carolina	1-3	L
Dec. 28	Detroit	2-7	L	Apr. 1	@ Montreal	2-0	W
Jan. 1	Toronto	8-1	W	Apr. 3	Toronto	3-2	W
Jan. 3	@ Toronto	2-6	L	Apr. 6	@ New Jersey	5-0	W
Jan. 4	Atlanta	4-5	L	Apr. 7	Pittsburgh	1-2	O*
Jan. 6	New Jersey	3-6	L	Apr. 9	@ Washington	1-1	T

* - overtime decision

1998-99 REGULAR-SEASON SCORING

NO.	PLAYER	GP	G	A	PTS	+/-	PIM	PP	SH	GW	GT	SHOTS	%
81	Miroslav Satan	81	40	26	66	24	44	13	3	6	1	208	19.2
27	Michael Peca	82	27	29	56	7	81	10	0	8	1	199	13.6
18	Michal Grosek	76	20	30	50	21	102	4	0	3	1	140	14.3
37	Curtis Brown	78	16	31	47	23	56	5	1	3	3	128	12.5
15	Dixon Ward	78	20	24	44	10	44	2	1	4	1	101	19.8
5	Jason Woolley	80	10	33	43	16	62	4	0	2	1	154	6.5
19	Brian Holzinger	81	17	17	34	2	45	5	0	2	0	143	11.9
44	Alexei Zhitnik	81	7	26	33	-6	96	3	1	2	0	185	3.8
25	Vaclav Varada	72	7	24	31	-11	61	1	0	1	0	123	5.7
80	Geoff Sanderson	75	12	18	30	8	22	1	0	1	0	155	7.7
26	Derek Plante	41	4	11	15	3	12	0	0	0	0	66	6.1
8	Darryl Shannon	71	3	12	15	28	52	1	0	0	1	80	3.8
42	Richard Smehlik	72	3	11	14	-9	44	0	0	0	0	61	4.9
22	Wayne Primeau	67	5	8	13	-6	38	0	0	0	1	55	9.1
9	Erik Rasmussen*	42	3	7	10	6	37	0	0	0	0	40	7.5
36	Matthew Barnaby	44	4	4	8	-2	143	0	0	3	0	52	7.7
3	James Patrick	45	1	7	8	12	16	0	0	0	0	31	3.2
74	Jay McKee	72	0	6	6	20	75	0	0	0	0	57	0.0
17	Randy Cunneynworth	14	2	2	4	1	0	0	0	1	0	12	16.7
41	Stu Barnes	18	0	4	4	1	10	0	0	0	0	25	0.0
32	Rob Ray	76	0	4	4	-2	261	0	0	0	0	23	0.0
24	Paul Kruse	43	3	0	3	0	114	0	0	0	0	33	9.1
4	Mike Wilson	30	1	2	3	10	47	0	0	1	0	40	2.5
90	Joe Juneau	9	1	1	2	-1	2	0	0	0	0	8	12.5
4	Rhett Warrenner	13	1	0	1	3	20	0	0	0	0	11	9.1
34	Jean-Luc Grand-Pierre*	16	0	1	1	0	17	0	0	0	0	11	0.0
21	Mike Hurlbut	1	0	0	0	2	0	0	0	0	0	2	0.0
46	Dean Sylvester*	1	0	0	0	-1	0	0	0	0	0	1	0.0
29	Jason Holland*	3	0	0	0	-1	8	0	0	0	0	2	0.0
83	Domenic Pittis*	3	0	0	0	0	2	0	0	0	0	1	0.0
6	Cory Sarich*	4	0	0	0	3	0	0	0	0	0	2	0.0
43	Martin Biron*	6	0	0	0	0	0	0	0	0	0	0	0.0
40	Rumun Ndur	8	0	0	0	1	16	0	0	0	0	21	4.8
30	Dwayne Roloson	18	0	0	0	0	4	0	0	0	0	0	0.0
39	Dominik Hasek	64	0	0	0	0	14	0	0	0	0	0	0.0

NO.	GOALTENDER	GP	MIN	GAA	W	L	T	EN	SO	GA	SA	SV%
39	Dominik Hasek	64	3816:43	1.87	30	18	14	2	9	119	1877	.937
30	Dwayne Roloson	18	910:49	2.77	6	8	2	1	1	42	460	.909
43	Martin Biron*	6	280:40	2.14	1	2	1	1	0	10	120	.917

GOALTENDER TOTALS

5008:12 2.05 37 28 17 4 10 171 2457 .930

* - rookie

1999-00 REGULAR-SEASON SCORING

NO.	PLAYER	GP	G	A	PTS	+/-	PIM	PP	SH	GW	GT	SHOTS	%
81	Miroslav Satan	81	33	34	67	16	32	5	3	5	1	265	12.5
37	Curtis Brown	74	22	29	51	19	42	5	0	4	1	149	14.8
41	Stu Barnes	82	20	25	45	-3	16	8	2	2	0	137	14.6
27	Michael Peca	73	20	21	41	6	67	2	0	3	0	144	13.9
25	Vaclav Varada	76	10	27	37	12	62	0	0	0	0	140	7.1
61	Maxim Afinogenov*	65	16	18	34	-4	41	2	0	2	0	128	12.5
18	Michel Grosek	61	11	23	34	12	35	2	0	2	0	96	11.5
5	Jason Woolley	74	8	25	33	14	52	2	0	2	0	113	7.1
8	Geoff Sanderson	67	13	13	26	4	22	4	0	3	0	136	9.6
19	Brian Holzinger	59	7	17	24	4	30	0	1	2	0	81	8.6
15	Dixon Ward	71	11	9	20	1	41	1	2	2	0	101	10.9
29	Vladimir Tsyplakov	34	6	13	19	17	10	0	0	1	0	46	13.0
4	Jay McKee	78	5	12	17	5	50	1	0	1	0	84	6.0
93	Doug Gilmour	11	3	14	17	3	12	2	0	0	0	13	23.1
9	Erik Rasmussen	67	8	6	14	1	43	0	0	2	0	76	10.5
3	James Patrick	66	5	8	13	8	22	0	3	0	40	12.5	
44	Alexei Zhitnik	74	2	11	13	-6	95	1	0	0	0	139	1.4
22	Wayne Primeau	41	5	7	12	-8	38	2	0	1	0	40	12.5
42	Richard Smehlik	64	2	9	11	13	50	0	0	0	0	67	3.0
77	Chris Gratton	14	1	7	8	1	15	0	0	0	0	34	2.9
51	Brian Campbell*	12	1	4	5	-2	4	0	0	0	0	10	10.0
32	Rob Ray	69	1	3	4	0	158	0					



Year-By-Year Results RECORD BOOK

2000-01 | 46-30-5-1, 2nd PLACE

Oct. 5	Chicago	4-2	W
Oct. 7	Los Angeles	5-3	W
Oct. 13	@ Edmonton	2-3	L
Oct. 14	@ Vancouver	0-4	L
Oct. 17	@ Montreal	3-4	L
Oct. 20	Anaheim	2-2	T
Oct. 21	@ Detroit	4-5	O*
Oct. 25	Carolina	4-1	W
Oct. 27	Toronto	2-1	W
Oct. 28	@ Chicago	3-1	W
Nov. 3	Montreal	5-4	W
Nov. 4	@ Philadelphia	0-3	L
Nov. 9	NY Islanders	3-0	W
Nov. 11	@ New Jersey	4-0	W
Nov. 13	Calgary	3-2	W*
Nov. 15	Dallas	2-2	T
Nov. 17	Minnesota	3-1	W
Nov. 18	@ St. Louis	1-4	L
Nov. 22	Philadelphia	1-3	L
Nov. 24	NY Rangers	3-2	W
Nov. 25	@ Montreal	5-3	W
Nov. 28	@ Ottawa	1-3	L
Dec. 1	Pittsburgh	4-6	L
Dec. 2	@ Pittsburgh	3-2	W
Dec. 5	@ Montreal	3-2	W
Dec. 7	New Jersey#	5-2	W
Dec. 8	@ NY Rangers	2-5	L
Dec. 12	@ Boston	3-0	W
Dec. 15	@ Carolina	3-5	L
Dec. 16	Florida	3-2	W
Dec. 20	@ Washington	2-2	T
Dec. 21	Washington	1-3	L
Dec. 23	San Jose	5-2	W
Dec. 26	Pittsburgh	3-5	L
Dec. 29	Ottawa	2-0	W
Dec. 30	@ NY Islanders	2-0	W
Jan. 1	Boston	3-4	L
Jan. 3	@ Toronto	1-1	T
Jan. 5	Toronto	3-3	T
Jan. 6	@ Nashville	2-0	W
Jan. 9	@ San Jose	1-2	L

NORTHEAST DIVISION

Jan. 11	@ Los Angeles	2-3	L
Jan. 12	@ Anaheim	4-0	W
Jan. 16	Tampa Bay	3-1	W
Jan. 19	Florida	1-0	W
Jan. 20	@ Toronto	0-2	L
Jan. 23	Columbus	1-2	L
Jan. 26	Boston	1-2	L
Jan. 27	@ NY Islanders	2-1	W
Jan. 31	@ Florida	2-5	L
Feb. 1	@ Tampa Bay	2-4	L
Feb. 6	@ NY Rangers	6-3	W
Feb. 7	NY Islanders	2-1	W*
Feb. 10	@ Ottawa	2-1	W*
Feb. 11	Montreal	3-4	L
Feb. 13	@ Atlanta	4-5	L
Feb. 15	Atlanta	3-1	W
Feb. 17	New Jersey	5-1	W
Feb. 19	Ottawa	2-0	W
Feb. 22	@ New Jersey	1-0	W
Feb. 23	Phoenix	3-7	L
Feb. 25	Tampa Bay	5-4	W
Feb. 27	@ Ottawa	4-1	W
Mar. 1	@ Philadelphia	0-2	L
Mar. 3	@ Colorado	3-2	W*
Mar. 4	@ Dallas	1-4	L
Mar. 6	@ Boston	3-1	W
Mar. 9	Edmonton	0-4	L
Mar. 14	NY Rangers	6-3	W
Mar. 16	Vancouver	4-2	W
Mar. 17	@ Washington	3-2	W
Mar. 20	Toronto	3-0	W
Mar. 21	@ Carolina	0-1	L
Mar. 24	Carolina	3-1	W
Mar. 26	@ Atlanta	4-0	W
Mar. 27	@ Pittsburgh	1-4	L
Mar. 30	Atlanta	4-0	W
Apr. 1	@ Tampa Bay	4-2	W
Apr. 2	@ Florida	5-3	W
Apr. 4	Boston	2-3	L
Apr. 6	Washington	2-1	W
Apr. 8	Philadelphia	1-2	L

2001-02 | 35-35-11-1, 5th PLACE

Oct. 4	Atlanta	1-2	L
Oct. 6	Ottawa	3-2	W
Oct. 7	@ NY Rangers	4-5	O*
Oct. 10	Philadelphia	2-1	W
Oct. 12	@ Detroit	2-4	L
Oct. 14	Pittsburgh	4-1	W
Oct. 16	Nashville	3-3	T
Oct. 19	Columbus	1-3	L
Oct. 20	@ Montreal	3-1	W
Oct. 23	San Jose	4-1	W
Oct. 26	Montreal	2-5	L
Oct. 27	@ New Jersey	1-3	L
Oct. 30	Phoenix	2-3	L
Nov. 2	Tampa Bay	4-1	W
Nov. 3	@ Ottawa	0-3	L
Nov. 8	Atlanta	8-0	W
Nov. 10	NY Rangers	2-4	L
Nov. 12	@ Florida	5-3	W
Nov. 13	@ Nashville	1-4	L
Nov. 16	Florida	0-2	L
Nov. 17	@ Boston	1-3	L
Nov. 19	@ Atlanta	2-3	L
Nov. 21	Toronto	4-2	W
Nov. 23	Calgary	5-2	W
Nov. 24	@ Pittsburgh	1-3	L
Nov. 27	NY Rangers	2-2	T
Nov. 28	@ Washington	5-2	W
Dec. 1	@ NY Islanders	4-2	W
Dec. 4	@ Carolina	4-2	W
Dec. 7	Colorado	1-4	L
Dec. 8	@ Boston	2-4	L
Dec. 12	@ Dallas	3-4	L
Dec. 14	Carolina	3-2	W*
Dec. 15	@ NY Rangers	2-4	L
Dec. 19	Chicago	5-6	L
Dec. 21	Toronto	3-3	T
Dec. 22	@ Toronto	2-3	L
Dec. 26	Montreal	3-1	W
Dec. 29	@ Columbus	2-2	T
Dec. 31	Carolina	4-5	L
Jan. 3	@ Calgary	1-3	L

NORTHEAST DIVISION

Jan. 6	@ Minnesota	4-1	W
Jan. 8	Vancouver	3-2	W
Jan. 10	Pittsburgh	0-2	L
Jan. 12	New Jersey	2-1	W
Jan. 16	@ Anaheim	3-1	W
Jan. 17	@ Los Angeles	2-4	L
Jan. 19	@ Phoenix	3-1	W
Jan. 21	@ Colorado	2-3	L
Jan. 23	St. Louis	2-5	L
Jan. 25	Tampa Bay	4-1	W
Jan. 27	@ Washington	3-2	W*
Jan. 29	@ Carolina	2-2	T
Feb. 5	@ Boston	2-2	T
Feb. 8	Ottawa	3-2	W*
Feb. 10	@ New Jersey	1-4	L
Feb. 12	New Jersey	2-2	T
Feb. 26	@ Atlanta	1-2	L
Mar. 1	Boston	4-3	W
Mar. 2	@ Toronto	3-3	T
Mar. 4	Edmonton	0-3	L
Mar. 7	@ NY Islanders	5-0	W
Mar. 8	Montreal	3-0	W
Mar. 10	Detroit	5-1	W
Mar. 12	NY Islanders	0-3	L
Mar. 14	@ Philadelphia	3-1	W
Mar. 15	@ Florida	2-5	L
Mar. 17	@ Tampa Bay	2-2	T
Mar. 19	Ottawa	5-1	W
Mar. 21	Boston	1-2	L
Mar. 23	@ Toronto	0-2	L
Mar. 24	@ Ottawa	3-2	W*
Mar. 26	Washington	3-4	L
Mar. 28	@ St. Louis	1-4	L
Mar. 30	@ Philadelphia	3-1	W
Apr. 1	Philadelphia	3-1	W
Apr. 3	NY Islanders	1-1	T
Apr. 5	Florida	3-1	W
Apr. 7	@ Tampa Bay	5-3	W
Apr. 10	@ Pittsburgh	4-4	T
Apr. 12	Washington	1-3	L
Apr. 13	@ Montreal	3-0	W

* - overtime decision # - rescheduled from Dec. 6

* - overtime decision

2000-01 REGULAR-SEASON SCORING

NO.	PLAYER	GP	G	A	PTS	+/-	PIM	PP	SH	GW	GT	SHOTS	SV%
28	Donald Audette	76	34	45	79	-2	76	14	1	3	2	225	15.1
81	Miroslav Satan	82	29	33	62	5	36	8	2	4	1	206	14.1
57	Steve Heinze	79	27	27	54	-13	46	15	0	4	0	144	18.8
17	J-P Dumont	79	23	28	51	1	54	9	0	5	0	156	14.7
41	Stu Barnes	75	19	24	43	-2	26	3	2	5	0	160	11.9
77	Chris Gratton	82	19	21	40	0	102	5	0	5	1	156	12.2
93	Doug Gilmour	71	7	31	38	3	70	4	0	0	0	91	7.7
44	Alexei Zhitnik	78	8	29	37	-3	75	5	0	1	1	149	5.4
61	Maxim Afinogenov	78	14	22	36	1	40	3	0	5	0	190	7.4
52	Dave Andreychuk	74	20	13	33	0	32	8	0	4	0	119	16.8
37	Curtis Brown	70	10	22	32	15	34	2	1	0	0	105	9.5
9	Erik Rasmussen	82	12	19	31	0	51	1	0	3	0	95	12.6
25	Vaclav Varada	75	10	21	31	-2	81	2	0	2	0	112	8.9
5	Jason Woolley	67	5	18	23	0	46	4	0	3	0	92	5.4
45	Dmitri Kalinin*	79	4	18	22	-2	38	2	0	0	0	88	4.5
4	Rhett Warrener	77	3	16	19	10	78	0	0	2	0	103	2.9
42	Richard Smehlik	56	3	12	15	6	4	0	0	1	0	40	7.5
29	Vladimir Tsyplakov	36	7	7	14	2	10	0	0	0	0	39	17.9
3	James Patrick	54	4	9	13	9	12	1	0	0	0	48	8.3
55	Denis Hamel*	41	8	3	11	-2	22	1	1	3	0	55	14.5
74	Jay McKee	74	1	10	11	9	76	0	0	0	0	62	1.6
32	Rob Ray	63	4	6	10	2	210	0	0	1	0	33	12.1
26	Eric Boulton*	35	1	2	3	-1	94	0	0	0	0	20	5.0
39	Dominik Hasek	67	0	3	3	0	22	0	0	0	0	0	0.0
16	Chris Taylor	14	0	2	2	1	6	0	0	0	0	21	0.0
35	Mika Noronen*	2	0	0	0	0	0	0	0	0	0	0	0.0
51	Brian Campbell*	8	0	0	0	-2	2	0	0	0	0	7	0.0
43	Martin Biron	18	0	0	0	0	0	0	0	0	0	0	0.0
NO.	GOALTENDER	GP	MIN	GAA	W	L	T	EN	SO	GA	SA	SV%	
39	Dominik Hasek	67	3904:11	2.11	37	24	4	2	11	137	1726	.921	
43	Martin Biron	18	918:01	2.55	7	7	1	1	2	39	427	.909	
35	Mika Noronen*	2	108:22	2.77	2	0	0	0	0	5	39	.872	
34	Peter Skudra	1	0:27	0.00	0	0	0	0	0	0	0	.000	
GOALTENDER TOTALS			4931:01	2.20	46	31	5	3	13	181	2192	.917	

* - rookie

2001-02 REGULAR-SEASON SCORING

NO.	PLAYER	GP	G	A	PTS	+/-	PIM	PP	SH	GW	GT	SHOTS	SV%
81	Miroslav Satan	82	37	36	73	14	33	15	5	5	0	267	13.9
41	Stu Barnes	68	17	31	48	6	26	5	0	4	1	127	13.4
18	Tim Connolly	82	10	35	45	4	34	3	0	3	0	126	7.9
17	J-P Dumont	76	23	21	44	-10	42	7	0	3	1	154	14.9
61	Maxim Afinogenov	81	21	19	40	-9	69	3	1	0	0	234	9.0
77	Chris Gratton	82	15	24	39	0	75	1	0	5	0	139	10.8
37	Curtis Brown	82	20	17	37	-4	32	4	1	5	0	171	11.7
44	Alexei Zhitnik	82	1	33	34	-1	80	1	0	0	0	150	0.7
5	Jason Woolley	59	8	20	28	-6	34	6	0	2	0	90	8.9
25	Vaclav Varada	76	7	16	23	-7	82	1	0	1	0	138	5.1
13	Vyacheslav Kozlov	38	9	13	22	0	16	3	0	1	1	68	13.2
24	Taylor Pyatt	48	10	10	20	4	35	0	0	0	1	61	16.4
9	Erik Rasmussen	69	8	11	19	-1	34	0	0	2	0	89	9.0
3	James Patrick	56	5	8	13	3	16	1	0	0	0	45	11.1
45	Dmitri Kalinin*	58	2	11	13	-6	26	0	0	0	0	67	3.0
74	Jay McKee	81	2	11	13	18	43	0	0	1	0	50	4.0
4	Rhett Warrener	65	5	5	10	15	113	0	0	1	1	66	7.6
42	Richard Smehlik	60	3	6	9	-9	22	0	0	1	1	52	5.8
29	Bob Corkum	75	3	5	8	-32	20	0	0	0	0	80	3.8
55	Denis Hamel	61	2	6	8	-1	28	0	0	0	0	80	2.5
51	Brian Campbell	29	3	3	6	0	12	0	0	0	0	30	10.0
26	Eric Boulton	35	2	3	5	-1	129	0	0	1	0	21	9.5
32	Rob Ray	71	2	3	5	-3	200</						



Year-By-Year Results RECORD BOOK

2002-03 | 27-37-10-8, 5th PLACE

NORTHEAST DIVISION

Oct. 10	NY Islanders	5-1	W	Jan. 11	@ Montreal	3-2	W
Oct. 12	@ Montreal	6-1	W	Jan. 14	@ Minnesota	1-0	W
Oct. 13	@ Chicago	0-3	L	Jan. 16	@ San Jose	2-2	T
Oct. 17	NY Rangers	4-4	T	Jan. 18	@ Phoenix	1-0	W
Oct. 19	Phoenix	2-3	L	Jan. 21	Pittsburgh	0-0	T
Oct. 22	Philadelphia	2-1	W	Jan. 24	Toronto	4-0	W
Oct. 25	New Jersey	1-2	L	Jan. 25	@ Ottawa	3-4	O*
Oct. 26	@ Pittsburgh	2-5	L	Jan. 27	Nashville	1-5	L
Oct. 29	@ Vancouver	1-1	T	Jan. 30	@ St. Louis	1-2	O*
Oct. 31	@ Calgary	0-3	L	Feb. 4	@ New Jersey	1-4	L
Nov. 1	@ Edmonton	1-1	T	Feb. 7	Vancouver	2-4	L
Nov. 3	@ Columbus	2-3	L	Feb. 8	@ NY Islanders	1-3	L
Nov. 7	@ Carolina	0-2	L	Feb. 11	St. Louis	2-3	L
Nov. 9	Atlanta	4-6	L	Feb. 13	@ Detroit	2-4	L
Nov. 12	Boston	3-4	L	Feb. 15	NY Rangers	5-4	W
Nov. 15	Toronto	2-3	L	Feb. 17	@ Atlanta	3-4	O*
Nov. 16	@ Ottawa	1-4	L	Feb. 19	Montreal	2-1	W*
Nov. 19	@ New Jersey	3-4	O*	Feb. 21	Los Angeles	1-4	L
Nov. 22	Columbus	5-4	W	Feb. 23	@ Tampa Bay	4-1	W
Nov. 23	@ Boston	1-4	L	Feb. 24	@ Florida	2-2	T
Nov. 27	Tampa Bay	1-1	T	Feb. 26	@ Washington	2-3	L
Nov. 29	Pittsburgh	1-4	L	Feb. 28	Dallas	5-3	W
Nov. 30	@ Toronto	1-3	L	Mar. 1	@ NY Islanders	1-2	O*
Dec. 4	Anaheim	4-0	W	Mar. 4	Washington	1-2	L
Dec. 6	@ NY Rangers	4-1	W	Mar. 6	Toronto	4-2	W
Dec. 7	Washington	4-3	W	Mar. 8	@ Florida	4-0	W
Dec. 10	Ottawa	2-4	L	Mar. 9	@ Tampa Bay	1-1	T
Dec. 13	Chicago	1-1	T	Mar. 12	Carolina	2-3	O*
Dec. 14	@ Philadelphia	0-2	L	Mar. 14	Tampa Bay	2-4	L
Dec. 18	Boston	4-2	W	Mar. 15	@ Atlanta	3-5	L
Dec. 20	Florida	0-3	L	Mar. 18	Philadelphia	5-2	W
Dec. 21	@ Montreal	2-6	L	Mar. 19	@ NY Rangers	0-3	L
Dec. 23	@ Pittsburgh	2-5	L	Mar. 22	@ Toronto	2-3	O*
Dec. 26	Ottawa	2-3	L	Mar. 24	Colorado	4-3	W*
Dec. 28	Minnesota	3-4	L	Mar. 26	Florida	2-1	W
Dec. 30	@ Washington	3-4	L	Mar. 28	Montreal	4-1	W
Dec. 31	NY Islanders	0-1	O*	Mar. 29	@ Carolina	3-1	W
Jan. 3	Carolina	6-3	W	Mar. 31	@ Dallas	0-3	L
Jan. 4	@ Ottawa	2-1	W*	Apr. 2	Atlanta	4-3	W
Jan. 7	@ Philadelphia	2-3	L	Apr. 5	@ Boston	5-8	L
Jan. 10	Boston	4-2	W	Apr. 6	New Jersey	2-2	T

* - overtime decision # - rescheduled from Dec. 6

2003-04 | 37-34-5-4, 5th PLACE

NORTHEAST DIVISION

Oct. 9	@ Philadelphia	0-2	L	Jan. 7	Philadelphia	1-1	T
Oct. 11	NY Islanders	0-6	L	Jan. 9	Ottawa	3-2	W
Oct. 13	Dallas	4-3	W	Jan. 12	@ Boston	3-4	L
Oct. 16	@ Edmonton	1-4	L	Jan. 13	Philadelphia	6-2	W
Oct. 18	@ Calgary	2-0	W	Jan. 15	Boston	0-1	L
Oct. 20	@ Vancouver	1-6	L	Jan. 17	@ NY Islanders	2-4	L
Oct. 23	@ Los Angeles	5-1	W	Jan. 20	@ Atlanta	1-4	L
Oct. 24	@ Anaheim	5-2	W	Jan. 22	@ Boston	3-2	W
Oct. 26	@ Colorado	3-1	W	Jan. 24	@ Philadelphia	1-2	L
Oct. 28	Minnesota	1-3	L	Jan. 25	@ Carolina	4-2	W
Oct. 30	Toronto	5-3	W	Jan. 27	Montreal	4-1	W
Nov. 1	@ Ottawa	1-1	T	Jan. 30	@ NY Rangers	3-1	W
Nov. 5	Atlanta	4-7	L	Jan. 31	NY Rangers	3-1	W
Nov. 7	Montreal	2-1	W	Feb. 5	Boston	2-6	L
Nov. 8	@ Montreal	0-3	L	Feb. 10	San Jose	2-1	W
Nov. 12	New Jersey	2-2	T*	Feb. 13	Los Angeles	8-3	W
Nov. 14	Pittsburgh	1-2	O*	Feb. 14	@ Toronto	6-4	W
Nov. 17	@ Ottawa	2-1	W	Feb. 16	Atlanta	7-2	W
Nov. 19	@ New Jersey	1-4	L	Feb. 18	Florida	1-1	T
Nov. 21	Carolina	5-0	W	Feb. 20	Tampa Bay	4-3	W*
Nov. 22	@ Tampa Bay	1-2	L	Feb. 21	@ NY Islanders	1-4	L
Nov. 24	@ Florida	1-2	L	Feb. 25	@ New Jersey	2-8	L
Nov. 26	Washington	5-2	W	Feb. 27	NY Islanders	2-4	L
Nov. 28	Florida	4-3	W	Feb. 28	@ Ottawa	1-7	L
Nov. 29	@ Nashville	1-4	L	Mar. 3	Ottawa	4-3	W
Dec. 3	@ Chicago	3-2	W	Mar. 6	@ Toronto	5-1	W
Dec. 4	Phoenix	2-3	L	Mar. 7	St. Louis	1-5	L
Dec. 6	Tampa Bay	1-3	L	Mar. 10	@ Washington	6-0	W
Dec. 10	Detroit	2-7	L	Mar. 11	Boston	2-3	O*
Dec. 12	NY Rangers	1-3	L	Mar. 13	@ Boston	2-3	O*
Dec. 13	@ Minnesota	2-3	L	Mar. 15	Toronto	5-6	O*
Dec. 16	@ Pittsburgh	1-2	L	Mar. 17	@ Atlanta	4-3	W*
Dec. 19	New Jersey	2-5	L	Mar. 18	@ Tampa Bay	1-3	L
Dec. 23	Ottawa	2-2	T	Mar. 20	@ Florida	2-1	W
Dec. 26	Carolina	3-1	W	Mar. 24	Montreal	2-1	W
Dec. 27	@ Washington	3-1	W	Mar. 26	Pittsburgh	5-1	W
Dec. 29	@ Carolina	1-2	L	Mar. 27	@ Pittsburgh	2-2	T
Dec. 31	Washington	7-1	W	Mar. 29	Columbus	6-0	W
Jan. 2	Anaheim	5-2	W	Mar. 31	@ NY Rangers	4-3	W
Jan. 3	@ Toronto	3-3	T	Apr. 2	Toronto	0-2	L
Jan. 6	@ Montreal	1-3	L	Apr. 3	@ Montreal	3-6	L

* - overtime decision # - played at Blue Cross Arena (Rochester, NY)

2002-03 REGULAR-SEASON SCORING

NO.	PLAYER	GP	G	A	PTS	+/-	PIM	PP	SH	GW	GT	SHOTS	%
81	Miroslav Satan	79	26	49	75	-3	20	11	1	3	1	240	10.8
77	Chris Gratton	66	15	29	44	-5	86	4	0	2	0	187	8.0
12	Ales Kotalik*	68	21	14	35	-2	30	4	0	2	2	138	15.2
17	J-P Dumont	76	14	21	35	-14	44	2	0	2	0	135	10.4
41	Stu Barnes	68	11	21	32	-13	20	2	1	2	0	124	8.9
37	Curtis Brown	74	15	16	31	4	40	3	4	4	0	144	10.4
24	Taylor Pyatt	78	14	14	28	-8	38	2	0	0	0	110	12.7
71	Jochen Hecht	49	10	16	26	4	30	2	0	2	0	145	6.9
18	Tim Connolly	80	12	13	25	-28	32	6	0	2	0	159	7.5
45	Dmitri Kalinin	65	8	13	21	-7	57	3	1	0	1	83	9.6
44	Alexei Zhitnik	70	3	18	21	-5	85	0	0	1	0	138	2.2
51	Brian Campbell	65	2	17	19	-8	20	0	0	1	0	90	2.2
22	Adam Mair	79	6	11	17	-4	146	0	1	1	0	83	7.2
3	James Patrick	69	4	12	16	-3	26	2	0	0	0	63	6.3
10	Henrik Tallinder*	46	3	10	13	-3	28	1	0	0	0	37	8.1
48	Daniel Briere	14	7	5	12	-	12	5	0	1	1	39	17.9
25	Vaclav Varada	44	7	4	11	-2	23	1	0	0	0	64	10.9
61	Maxim Afinogenov	35	5	6	11	-12	21	2	0	2	0	77	6.5
4	Rhett Warener	50	0	9	9	1	63	0	0	0	0	47	0.0
26	Eric Boulton	58	1	5	6	1	178	0	0	0	0	33	3.0
28	Jason Botterill	17	1	4	5	1	14	1	0	0	0	20	5.0
74	Jay McKee	59	0	5	5	-16	49	0	0	0	0	44	0.0
16	Chris Taylor	11	1	3	4	-1	2	0	0	0	0	10	10.0
8	Rory Fitzpatrick	36	1	3	4	-7	16	0	0	0	0	29	3.4
5	Jason Woolley	14	0	3	3	-1	29	0	0	0	0	29	0.0
55	Denis Hamel	25	2	0	2	-4	17	0	0	1	0	41	4.9
19	Norman Milley*	8	0	2	2	-2	6	0	0	0	0	8	0.0
15	Milan Bartovic*	3	1	0	1	0	0	0	0	0	0	5	20.0
43	Martin Biron	54	0	1	1	0	12	0	0	0	0	0	0.0
6	Doug Houda	1	0	0	0	-2	2	0	0	0	0	1	0.0
60	Paul Gaustad*	1	0	0	0	0	0	0	0	0	0	0	0.0
23	Sean McMorrow*	1	0	0	0	0	0	0	0	0	0	0	0.0
33	Doug Janik*	6	0	0	0	1	2	0	0	0	0	1	0.0
29	Jaroslav Kristek*	6	0	0	0	-2	4	0	0	0	0	4	0.0
21	Radoslav Hecl	14	0	0	0	0	2	0	0	0	0	3	0.0
30	Ryan Miller*	15	0	0	0	0	0	0	0	0	0	0	0.0
35	Mika Noronen*	16	0	0	0	0	0	0	0	0	0	0	0.0
32	Rob Ray	41	0	0	0	-5	92	0	0	0	0	14	0.0

NO.	GOALTENDER	GP	MIN	GAA	W	L	T	EN	SO	GA	SA	SV%
43	Martin Biron	54	3169:33	2.56	17	28	6	5	4	135	1468	.908
30	Ryan Miller*	15	912:19	2.63	6	8	1	1	1	40	410	.902
35	Mika Noronen*	16	891:21	2.42	4	9	3	2	1	36	411	.912
GOALTENDER TOTALS			4973:13	2.55	27	45	10	8	6	211	2289	.908

* - rookie

2003-04 REGULAR-SEASON SCORING

NO.	PLAYER	GP	G	A	PTS	+/-	PIM	PP	SH	GW	GT	SHOTS	%
48	Daniel Briere	82	28	37	65	-7	70	11	0	3	0	194	14.4
81	Miroslav Satan	82	29	28	57	-15	30	11	1	5	0	206	14.1
17	J-P Dumont	77	22	31	53	-9	40	10	1	0	1	156	14.1
23	Chris Drury	76	18	35	53	8	68	5	1	2	0	152	11.8
55	Jochen Hecht	64	15	37	52	17	49	2	1	0	0	174	8.6
45	Dmitri Kalinin	77	10	24	34	0	42	2	1	4	0	118	8.5
61	Maxim Afinogenov	73	17	14	31	-4	57	3	0	4	1	148	11.5
44	Alexei Zhitnik	68	4	24	28	-13	102	2	0	0	1	134	3.0
12	Ales Kotalik	62	15	11	26	-1	41	2	0	3	0	142	10.6
37	Curtis Brown	68	9	12	21	2	30	2	1	2	0	117	7.7
24	Taylor Pyatt	63	8	12	20	-7	25	1	2	4	0	98	8.2
22	Adam Mair	81	6	14	20	-3	146	1	0	1	0	82	7.3
9	Derek Roy*	49	9	10	19	-8	12	1	0	4	0	71	12.7
16	Chris Taylor	54	6	6	12	-2	22	0	0	0	0	50	12.0
3	James Patrick	55	4	7	11	11	12	0	0	1	0	44	9.1
8	Rory Fitzpatrick	60	4	7	11	-5	44	2	0	2	0	78	5.1
51	Brian Campbell	53	3	8	11	-8	12	0	0	0	0	45	6.7
10	Henrik Tallinder	72	1	9	10	5	26	0	0	0	0	63	1.6
25	Mike Grier	14	1	8	9	10	4						



RECORD BOOK



2005-06 | 52-24-6, 2ND PLACE

NORTHEAST DIVISION

Oct. 5	NY Islanders	6-4	W	Jan. 7	New Jersey	2-3	L
Oct. 7	Boston	4-1	W	Jan. 12	Phoenix	1-2	O**
Oct. 8	@ Ottawa	0-5	L	Jan. 14	Los Angeles	10-1	W
Oct. 10	Pittsburgh	3-2	W*	Jan. 16	@ Edmonton	3-1	W
Oct. 13	@ Tampa Bay	4-3	W**	Jan. 19	@ Vancouver	1-4	L
Oct. 15	@ Florida	2-3	L	Jan. 21	@ Calgary	1-4	L
Oct. 20	@ Boston	4-3	W	Jan. 24	@ NY Rangers	2-1	W
Oct. 22	NY Rangers	3-1	W	Jan. 26	@ Toronto	8-4	W
Oct. 26	Washington#	2-3	L	Jan. 31	@ Atlanta	5-2	W
Oct. 28	@ New Jersey	2-3	L	Feb. 2	Philadelphia	4-2	W
Oct. 29	@ NY Islanders	6-4	W	Feb. 4	Ottawa	2-1	W**
Nov. 2	Ottawa	4-10	L	Feb. 7	@ Montreal	3-2	W*
Nov. 4	Montreal	2-3	L	Feb. 9	Montreal	2-3	O*
Nov. 5	@ Montreal	2-3	L	Feb. 11	Florida	5-3	W
Nov. 9	Carolina	3-5	L	Feb. 12	@ Carolina	3-4	O**
Nov. 11	Toronto	5-2	W	Mar. 1	Atlanta	2-4	L
Nov. 12	@ Ottawa	1-6	L	Mar. 3	Toronto	6-2	W
Nov. 15	New Jersey	4-1	W	Mar. 4	@ Boston	3-2	W
Nov. 17	Washington	8-5	W	Mar. 7	Boston	3-2	W
Nov. 19	@ Boston	3-2	W	Mar. 9	Tampa Bay	8-5	W
Nov. 22	NY Rangers	2-3	O**	Mar. 11	@ Philadelphia	6-5	W
Nov. 23	@ NY Islanders	4-3	W**	Mar. 12	Boston	6-2	W
Nov. 25	Montreal	3-1	W	Mar. 14	@ Washington	6-4	W
Nov. 27	@ Washington	3-2	W	Mar. 16	Toronto	3-1	W
Nov. 29	@ Pittsburgh	3-2	W	Mar. 18	@ Ottawa	2-4	L
Dec. 1	@ Montreal	3-2	W*	Mar. 20	@ Atlanta	0-5	L
Dec. 2	San Jose	0-5	L	Mar. 22	Carolina	3-4	L
Dec. 4	@ Colorado	6-4	W	Mar. 24	Ottawa	1-3	L
Dec. 8	Anaheim	3-2	W*	Mar. 25	@ Boston	4-5	L
Dec. 11	@ Minnesota	3-2	W	Mar. 27	@ NY Rangers	4-5	O**
Dec. 14	Dallas	4-3	W	Mar. 29	Boston	4-3	W
Dec. 16	@ Pittsburgh	4-3	W*	Mar. 30	@ New Jersey	1-3	L
Dec. 17	Pittsburgh	4-3	W	Apr. 1	@ Toronto	0-7	L
Dec. 19	@ Philadelphia	2-1	W**	Apr. 3	@ Toronto	3-2	W**
Dec. 22	@ Florida	1-4	L	Apr. 5	Ottawa	5-4	W*
Dec. 23	@ Tampa Bay	4-1	W	Apr. 7	Philadelphia	2-4	L
Dec. 26	NY Islanders	6-3	W	Apr. 8	@ Ottawa	6-2	W
Dec. 29	@ Toronto	3-4	O**	Apr. 12	Montreal	3-1	W
Dec. 30	Atlanta	4-1	W	Apr. 15	@ Montreal	4-2	W
Jan. 1	Florida	1-2	L	Apr. 16	Toronto	6-0	W
Jan. 5	Tampa Bay	3-1	W	Apr. 18	@ Carolina	4-0	W

* - overtime decision ** - shootout decision # - played at Blue Cross Arena (Rochester, NY)

2006-07 | 53-22-7, 1ST PLACE

NORTHEAST DIVISION

Oct. 4	@ Carolina	3-2	W**	Jan. 6	@ Toronto	4-3	W
Oct. 6	Montreal	5-4	W**	Jan. 10	@ Chicago	2-1	W
Oct. 7	@ Ottawa	4-3	W	Jan. 11	Toronto	2-4	L
Oct. 13	@ Detroit	3-2	W**	Jan. 13	Tampa Bay	2-3	L
Oct. 14	NY Rangers	7-4	W	Jan. 15	@ Boston	2-3	O**
Oct. 17	Philadelphia	9-1	W	Jan. 17	Boston	6-3	W
Oct. 20	Carolina	5-4	W	Jan. 19	Vancouver	4-3	W**
Oct. 21	@ Boston	6-2	W	Jan. 20	@ Montreal	3-4	L
Oct. 23	@ Montreal	4-1	W	Jan. 26	@ Columbus	2-3	L
Oct. 26	@ NY Islanders	3-0	W	Jan. 27	@ NY Islanders	3-5	L
Oct. 28	Atlanta	4-5	O**	Jan. 30	Boston	7-1	W
Nov. 2	@ Boston	5-4	W**	Feb. 1	@ Boston	3-1	W
Nov. 4	Toronto	1-4	L	Feb. 3	@ New Jersey	2-3	L
Nov. 5	@ NY Rangers	4-3	W*	Feb. 6	@ Atlanta	4-3	W**
Nov. 10	Florida	5-4	W*	Feb. 7	Ottawa	3-2	W
Nov. 11	@ Philadelphia	5-4	W*	Feb. 10	Calgary	3-2	W**
Nov. 13	@ Carolina	7-4	W	Feb. 15	Edmonton	2-1	W*
Nov. 15	Ottawa	2-4	L	Feb. 17	Boston	3-4	O**
Nov. 17	Pittsburgh	4-2	W	Feb. 20	Philadelphia	6-3	W
Nov. 18	@ Ottawa	1-4	L	Feb. 22	Ottawa	6-5	W**
Nov. 20	Tampa Bay	7-2	W	Feb. 24	@ Ottawa	5-6	L
Nov. 22	Toronto	7-4	W	Feb. 27	@ Toronto	6-1	W
Nov. 24	Montreal	1-2	O*	Mar. 2	Montreal	8-5	W
Nov. 26	@ NY Rangers	3-2	W*	Mar. 3	@ Toronto	3-1	W
Dec. 1	NY Rangers	4-3	W**	Mar. 7	Colorado	2-3	L
Dec. 2	@ Washington	4-7	L	Mar. 9	Minnesota	1-5	L
Dec. 5	@ Tampa Bay	4-1	W	Mar. 10	New Jersey	2-3	L
Dec. 7	@ Florida	1-3	L	Mar. 13	@ Pittsburgh	4-5	O**
Dec. 9	@ Montreal	3-2	W**	Mar. 15	@ Florida	5-3	W
Dec. 12	@ New Jersey	3-2	W	Mar. 16	@ Tampa Bay	3-2	W
Dec. 14	Florida	2-1	W	Mar. 18	@ Atlanta	3-4	O*
Dec. 16	Ottawa	1-3	L	Mar. 21	Washington	5-2	W
Dec. 19	Montreal	2-5	L	Mar. 23	Toronto	5-4	W
Dec. 21	@ Nashville	7-2	W	Mar. 24	@ Toronto	1-4	L
Dec. 23	@ St. Louis	2-3	O*	Mar. 28	New Jersey	4-3	W
Dec. 26	Washington	6-3	W	Mar. 30	NY Islanders	6-4	W
Dec. 28	Carolina	4-1	W	Mar. 31	@ Montreal	3-4	L
Dec. 30	Atlanta	4-1	W	Apr. 3	@ Pittsburgh	4-1	W
Jan. 1	NY Islanders	3-1	W	Apr. 5	Boston	4-2	W
Jan. 3	@ Ottawa	3-6	L	Apr. 7	@ Washington	2-0	W
Jan. 5	Pittsburgh	2-4	L	Apr. 8	@ Philadelphia	3-4	L

* - overtime decision ** - shootout decision

2005-06 REGULAR-SEASON SCORING

NO.	PLAYER	GP	G	A	PTS	+/-	PIM	PP	SH	GW	OTSHOTS	%	
61	Maxim Afinogenov	77	22	51	73	6	84	11	0	3	2	241	9.1
23	Chris Drury	81	30	37	67	-12	32	16	2	5	1	172	17.4
12	Ales Kotalik	82	25	37	62	-3	62	10	0	5	0	261	14.1
48	Daniel Briere	48	25	33	58	3	48	11	0	4	1	147	17.0
19	Tim Connolly	63	16	39	55	5	28	7	0	3	0	99	16.2
26	Thomas Vanek*	81	25	23	48	-11	72	11	0	4	0	204	12.2
9	Derek Roy	70	18	28	46	1	57	5	1	1	0	151	11.9
51	Brian Campbell	79	12	32	44	-14	16	5	0	5	1	105	11.4
55	Jochen Hecht	64	18	24	42	10	34	4	2	4	1	179	10.1
17	J-P Dumont	54	20	20	40	-2	38	9	0	3	0	116	17.2
27	Tepo Numminen	75	2	38	40	6	36	0	0	0	0	60	5.0
29	Jason Pominville*	57	18	12	30	-4	22	10	2	2	0	124	14.5
28	Paul Gaustad*	78	9	15	24	4	65	0	0	0	0	113	7.9
25	Mike Grier	81	7	16	23	-7	28	0	0	4	0	109	6.4
10	Henrik Tallinder	82	6	15	21	10	74	0	1	1	0	79	7.6
45	Dmitri Kalinin	55	2	16	18	14	54	0	0	0	0	47	4.3
5	Toni Lydman	75	1	16	17	9	82	0	0	0	0	68	1.5
74	Jay McKee	75	5	11	16	0	57	0	1	0	0	50	10.0
24	Taylor Pyatt	41	6	6	12	-1	33	0	0	1	0	62	9.6
8	Rory Fitzpatrick	56	4	5	9	-18	50	2	0	1	0	44	9.1
22	Adam Mair	40	2	5	7	-2	47	0	0	0	0	40	5.0
13	Jiri Novotny*	14	2	1	3	-5	0	0	1	0	0	15	13.3
20	Daniel Paille*	14	1	2	3	5	2	0	0	0	0	15	6.7
30	Ryan Miller*	48	0	2	2	0	0	0	0	0	0	0	0.0
38	Nathan Paetsch*	1	0	1	1	-1	0	0	0	0	0	0	0.0
47	Chris Thorburn*	2	0	1	1	-1	7	0	0	0	0	1	0.0
45	Martin Biron	35	0	1	1	0	10	0	0	0	0	0	0.0
34	Jeff Jillson	2	0	0	0	0	4	0	0	0	0	1	0.0
35	Mika Noronen	4	0	0	0	0	2	0	0	0	0	0	0.0
76	Andrew Peters	28	0	0	0	-2	100	0	0	0	0	6	0.0

NO.	GOALTENDER	GP	MIN	GAA	W	L	T	EN	SO	GA	SA	SV%
30	Ryan Miller*	48	2861:50	2.60	30	14	3	3	1	124	1440	.914
43	Martin Biron	35	1934:11	2.88	21	8	3	2	1	93	980	.905
35	Mika Noronen	4	168:32	4.27	1	2	0	0	0	12	77	.844
GOALTENDER TOTALS			4964:33	2.77	52	24	6	5	2	229	2497	.908

* - rookie

2006-07 REGULAR-SEASON SCORING

NO.	PLAYER	GP	G	A	PTS	+/-	PIM	PP	SH	GW	OTSHOTS	%	
48	Daniel Briere	81	32	63	95	17	89	9	0	6	3	234	13.7
26	Thomas Vanek	82	43	41	84	47	40	15	0	5	1	237	18.1
23	Chris Drury	77	37	32	69	1	30	17	3	9	1	199	18.6
29	Jason Pominville	82	34	34	68	25	30	2	2	5	0	212	16.0
9	Derek Roy	75	21	42	63	37	60	6	1	3	0	130	16.2
61	Maxim Afinogenov	56	23	38	61	19	66	7	0	3	0	151	15.2
55	Jochen Hecht	76	19	37	56	19	39	3	0	1	0	197	9.6
51	Brian Campbell	82	6	42	48	28	35	1	0	1	0	92	6.5
12	Ales Kotalik	66	16	22	38	-5	46	3	0	1	0	162	9.9
47	Dmitri Kalinin	82	7	22	29	19	36	0	1	0	0	86	8.1
25	Tepo Numminen	79	2	27	29	17	32	0	0	0	0	69	2.9
21	Drew Stafford*	41	13	14	27	5	33	3	0	3	0	67	19.4
38	Nathan Paetsch*	63	2	22	24	10	50	0	0	0	0	62	3.2
28	Paul Gaustad	54	9	13	22	11	74	3	0	0	0	75	12.0
6	Jaroslav Spacek	65	5	16	21	20	62	1	0	2	0	78	6.4
5	Toni Lydman	67	2	17	19	10	55	0	0	1	0	44	4.5
10	Henrik Tallinder	47	4	10	14	19	34	0	0	0	0	34	11.8
13	Jiri Novotny	50	6	7	13	-2	26	0	0	0	0	60	10.0
20	Daniel Paille*	29	3	8	11	5	18	0	0	0	0	45	6.7
22	Adam Mair	82	2	9	11	-1	128	0	0	0	0	73	2.7
15	Dainius Zubrus	19	4	4	8	-3	12	1	0	0	0	31	12.9
41	Clarke MacArthur*	19	3	4	7	4	4	0	0	0	0	16	18.8
37	Michael Ryan*	19	3	2	5	-8	2	0	1	0	0	34	8.8
76	Andrew Peters	58	1	1	2	-1	125	0	0	0	0	19	5.3
3	Michael Funk*	5	0	2	2	2	0	0	0	0	0	1	0.0
36	Patrick Kaleta*	7	0	2	2								



Year-By-Year Results RECORD BOOK



2007-08 39-31-12, 4th PLACE				NORTHEAST DIVISION				2008-09 41-32-9, 4th PLACE				NORTHEAST DIVISION			
Oct. 5	NY Islanders	4-6	L	Jan. 10	@ Ottawa	2-3	O**	Oct. 10	Montreal	2-1	W**	Jan. 10	@ Detroit	1-3	L
Oct. 6	@ NY Islanders	2-3	L	Jan. 12	New Jersey	2-3	O**	Oct. 13	@ NY Islanders	7-1	W	Jan. 14	@ Chicago	1-4	L
Oct. 11	Atlanta	6-0	W	Jan. 16	@ NY Rangers	1-2	L	Oct. 15	@ NY Rangers	3-1	W	Jan. 15	@ Dallas	5-4	W**
Oct. 13	Washington	7-3	W	Jan. 18	Atlanta	10-1	W	Oct. 17	Vancouver	5-2	W	Jan. 17	Carolina	3-1	W
Oct. 15	Toronto	5-4	W*	Jan. 19	@ Toronto	2-4	L	Oct. 18	@ Atlanta	2-3	O**	Jan. 19	@ Florida	3-2	W**
Oct. 19	Columbus	0-3	L	Jan. 21	@ Phoenix	2-6	L	Oct. 21	Boston	3-2	W**	Jan. 21	@ Tampa Bay	3-5	L
Oct. 20	@ Montreal	2-4	L	Jan. 24	@ Dallas	2-1	W	Oct. 23	@ Minnesota	4-3	W*	Jan. 27	@ Edmonton	10-2	W
Oct. 24	@ Carolina	2-6	L	Jan. 29	@ Tampa Bay	4-2	W	Oct. 25	@ Colorado	1-2	O**	Jan. 28	@ Calgary	2-5	L
Oct. 26	@ Florida	4-2	W	Jan. 30	@ Florida	1-0	W	Oct. 27	Ottawa	2-5	L	Jan. 31	@ Phoenix	2-0	W
Oct. 27	@ Tampa Bay	4-3	W*	Feb. 1	@ Atlanta	4-5	O**	Oct. 30	Tampa Bay	2-5	L	Feb. 2	@ Anaheim	2-3	L
Nov. 1	@ Boston	3-4	L*	Feb. 5	@ Boston	4-2	W	Nov. 1	Washington	5-0	W	Feb. 4	Toronto	5-0	W
Nov. 2	Florida	2-4	L	Feb. 6	New Jersey	3-2	W**	Nov. 3	@ New Jersey	2-0	W	Feb. 6	Montreal	3-2	W
Nov. 5	@ Montreal	0-2	L	Feb. 8	Boston	2-3	O**	Nov. 7	Atlanta	4-5	O*	Feb. 7	@ Ottawa	2-3	O**
Nov. 7	Boston	2-1	W*	Feb. 10	Florida	5-3	W	Nov. 8	@ Boston	1-3	L	Feb. 11	Ottawa	1-3	L
Nov. 9	Toronto	0-3	L	Feb. 12	@ Ottawa	5-1	W	Nov. 12	St. Louis	4-3	W	Feb. 13	San Jose	6-5	W**
Nov. 10	@ Boston	1-2	L	Feb. 13	Toronto	1-0	W	Nov. 14	Columbus	1-6	L	Feb. 15	Carolina	0-3	L
Nov. 15	@ Ottawa	2-3	L	Feb. 16	@ NY Rangers	1-5	L	Nov. 15	@ Pittsburgh	2-5	L	Feb. 17	@ Toronto	4-1	W
Nov. 16	Montreal	4-1	W	Feb. 17	Pittsburgh	1-4	L	Nov. 19	@ Boston	4-7	L	Feb. 19	@ Philadelphia	3-6	L
Nov. 21	Ottawa	4-2	W	Feb. 20	Tampa Bay	4-3	W*	Nov. 21	Philadelphia	0-3	L	Feb. 21	NY Rangers	4-2	W
Nov. 23	Montreal	4-2	W	Feb. 21	@ Toronto	5-1	W	Nov. 22	NY Islanders	2-4	L	Feb. 24	Anaheim	2-3	L
Nov. 24	@ Montreal	3-0	W	Feb. 23	NY Rangers	3-4	L	Nov. 26	Boston	3-2	W	Feb. 26	@ Carolina	1-2	O**
Nov. 26	@ Washington	3-1	W	Feb. 25	Philadelphia	3-4	O**	Nov. 28	Pittsburgh	4-3	W	Feb. 28	@ NY Islanders	0-2	L
Nov. 28	St. Louis	3-4	L	Feb. 27	Nashville	8-4	W	Nov. 29	@ Montreal	2-3	L	Mar. 4	Montreal	5-1	W
Dec. 1	Carolina	8-1	W	Feb. 29	Montreal	2-6	L	Dec. 1	Nashville	0-2	L	Mar. 6	Phoenix	5-1	W
Dec. 5	@ Anaheim	1-4	L	Mar. 2	Detroit	2-4	L	Dec. 4	@ Florida	1-2	L	Mar. 7	@ Ottawa	3-6	L
Dec. 6	@ Los Angeles	2-8	L	Mar. 4	@ Philadelphia	5-2	W	Dec. 6	@ Tampa Bay	4-3	W	Mar. 10	@ Philadelphia	2-5	L
Dec. 8	@ San Jose	7-1	W	Mar. 5	Washington	1-3	L	Dec. 8	@ Pittsburgh	4-3	W	Mar. 12	Florida	3-1	W
Dec. 10	Boston	1-4	L	Mar. 8	@ Carolina	3-4	O*	Dec. 10	Tampa Bay	4-2	W	Mar. 14	Atlanta	3-4	O**
Dec. 12	NY Islanders	5-3	W	Mar. 10	NY Rangers	2-3	O**	Dec. 12	Toronto	1-2	L	Mar. 17	@ Ottawa	2-4	L
Dec. 14	@ Washington	5-3	W	Mar. 12	@ Pittsburgh	3-7	L	Dec. 13	@ New Jersey	4-2	W	Mar. 20	Philadelphia	4-6	L
Dec. 15	Chicago	3-1	W	Mar. 14	Carolina	7-1	W	Dec. 17	New Jersey	3-5	L	Mar. 21	@ NY Rangers	3-5	L
Dec. 19	@ NY Islanders	2-1	W	Mar. 15	@ Toronto	6-2	W	Dec. 19	Los Angeles	5-0	W	Mar. 25	Florida	5-3	W
Dec. 21	Philadelphia	3-2	W	Mar. 19	Tampa Bay	7-4	W	Dec. 20	@ Montreal	3-4	O*	Mar. 27	Toronto	5-3	W
Dec. 22	@ Philadelphia	6-5	W**	Mar. 21	Toronto	1-4	L	Dec. 22	Pittsburgh	3-4	O*	Mar. 28	@ Montreal	4-3	W**
Dec. 26	Ottawa	3-5	L	Mar. 25	Ottawa	3-6	L	Dec. 26	@ Washington	2-3	L	Apr. 1	@ Atlanta	2-3	O**
Dec. 28	@ New Jersey	1-2	O**	Mar. 27	@ Ottawa	4-3	W**	Dec. 27	NY Islanders	4-3	W**	Apr. 3	@ Washington	5-4	W*
Dec. 29	@ Pittsburgh	0-2	L	Mar. 28	Montreal	3-4	O*	Dec. 30	Washington	2-4	L	Apr. 4	New Jersey	2-3	L
Jan. 1	Pittsburgh	1-2	O**	Mar. 30	Boston	2-1	W*	Jan. 1	@ Toronto	4-1	W	Apr. 6	Detroit	1-4	L
Jan. 4	Ottawa	3-5	L	Apr. 1	@ Toronto	4-3	W**	Jan. 3	@ Boston	4-2	W	Apr. 8	@ Toronto	3-1	W
Jan. 6	@ Atlanta	2-5	L	Apr. 3	@ Montreal	1-3	L	Jan. 6	Ottawa	4-2	W	Apr. 9	@ Carolina	5-1	W
Jan. 8	@ New Jersey	1-2	O**	Apr. 5	@ Boston	3-0	W	Jan. 9	NY Rangers	2-1	W**	Apr. 11	Boston	6-1	W

* - overtime decision ** - shootout decision

* - overtime decision ** - shootout decision

2007-08 REGULAR-SEASON SCORING														2008-09 REGULAR-SEASON SCORING													
NO.	PLAYER	GP	G	A	PTS	+/-	PIM	PP	SH	GW	OTSHOTS	S%	NO.	PLAYER	GP	G	A	PTS	+/-	PIM	PP	SH	GW	OTSHOTS	S%		
9	Derek Roy	78	32	49	81	13	46	6	3	4	0	218	14.7	9	Derek Roy	82	28	42	70	-5	38	9	1	9	1	221	12.7
29	Jason Pominville	82	27	53	80	16	20	2	1	1	0	232	11.6	29	Jason Pominville	82	20	46	66	-4	18	6	1	2	1	239	8.4
26	Thomas Vanek	82	36	28	64	-5	64	19	0	9	2	240	15.0	26	Thomas Vanek	73	40	24	64	-1	44	20	2	5	0	211	19.0
55	Jochen Hecht	75	22	27	49	1	38	3	1	3	0	111	6.3	19	Tim Connolly	48	18	29	47	12	22	5	1	5	0	126	14.3
12	Ales Kotalik	79	23	20	43	-5	58	12	0	1	0	207	11.1	21	Drew Stafford	79	20	25	45	3	29	9	0	0	0	183	10.9
51	Brain Campbell	63	5	38	43	-1	12	3	0	0	0	102	4.9	6	Jaroslav Spacek	80	8	37	45	2	38	4	0	0	0	130	6.2
19	Tim Connolly	48	7	33	40	4	8	3	1	3	0	111	6.3	12	Ales Kotalik	56	13	19	32	-7	28	8	0	1	0	153	8.5
21	Drew Stafford	64	16	22	38	3	51	1	0	5	0	103	15.5	41	Clarke MacArthur	71	17	14	31	-4	56	5	0	0	0	108	15.7
28	Paul Gaustad	82	10	26	36	-4	85	5	0	2	1	136	7.4	28	Paul Gaustad	62	12	17	29	4	108	3	1	1	0	122	9.8
20	Daniel Paille	77	19	16	35	9	14	0	3	2	0	110	17.3	55	Jochen Hecht	70	12	15	27	-9	33	3	1	1	0	173	6.9
6	Jaroslav Spacek	60	9	23	32	9	14	0	3	2	0	95	9.5	20	Daniel Paille	73	12	15	27	0	20	0	0	2	0	80	15.0
61	Maxim Afinogenov	56	10	18	28	-16	42	1	0	1	0	114	8.8	52	Craig Rivet	64	2	22	24	4	125	1	0	0	0	80	2.5
5	Toni Lydman	82	4	22	26	1	74	3	0	0	0	86	4.7	5	Toni Lydman	80	3	20	23	0	70	0	0	0	0	99	3.0
10	Henrik Tallinder	71	1	17	18	5	48	0	0	0	0	70	1.4	61	Maxim Afinogenov	48	6	14	20	-7	20	0	0	0	0	93	6.5
22	Adam Mair	72	5	12	17	-2	66	0	0	2	0	62	8.1	22	Adam Mair	75	8	11	19	4	95	0	0	1	0	75	10.7
41	Clarke MacArthur*	37	8	7	15	3	20	0	0	1	1	51	15.7	44	Andrej Sekera	69	3	16	19	-11	22	1	0	1	0	84	3.6
56	Steve Bernier	17	3	6	9	1	2	0	0	0	0	35	8.6	27	Teppo Numminen	57	2	15	17	-4	22	1	0	1	0	34	5.9
38	Nathan Paetsch	59	2	7	9	3	27	0	0	0	0	49	4.1	37	Matt Ellis	45	7	5	12	4	12	0	0	2	0	73	9.6
37	Michael Ryan	46	4	4	8	-4	30	0	0	0	0	60	6.7	10	Henrik Tallinder	66	1	11	12	-2	36	0	0	1	0	35	2.9
44	Andrej Sekera*	37	2	6	8	5	16	0	0	1	0	28	7.1	36	Patrick Kaleta	51	4	5	9	1	89	0	0	0	0	35	11.4
45	Dmitri Kalinin	46	1	7	8	-7	32	1	0	0	0	60	1.7	38	Nathan Paetsch	23	2	4	6	3	25	0	0	0	0	21	9.5
4	Nolan Pratt	55	1	6	7	1	30	0	0	0	0	21	4.8	34	Chris Butler*	47	2	4	6	11	18	0	0	1	0	36	5.6
36	Patrick Kaleta	40	3	2	5	1	41	0	0	0	0	26	11.5	17	Dominic Moore	18	1	3	4	-1	23	0	0	0	0	33	3.0
34	Mike Weber*	16	0	3	3	12	14	0	0	0	0	12	0.0	25	Mark Mancari*	7	1	1	2	-4	4	0	0	0	0	21	4.8
76	Andrew Peters	44	1	1	2	-4	100	0	0	0	0	18	5.6	42	Nathan Gerbe*	10	0	1	1	3	4	0	0	0	0	24	0.0
30	Ryan Miller	76	0	1	1	0	6	0	0	0	0	0	0.0	76	Andrew Peters	28	0	1	1	-2	81	0	0	0	0	10	0.0
27	Teppo Numminen	1	0	0	0	0	0	0	0	0	0	1	0.0	58	Tim Kennedy*	1	0	0	0	0	0	0	0	0	0	1	0.0
17	Marc-Andre Gragnani*	2	0	0	0	-2	4	0	0	0	0	1	0.0	17	Marc-Andre Gragnani*	4	0	0	0	2	2	0	0	0	0	3	0.0
3	Michael Funk*	4	0	0	0	-3	0	0	0	0	0	1	0.0	32	Mikael Tellqvist	6	0	0	0	0	0	0	0	0	0	0	0.0
35	Jocelyn Thibault	12	0	0	0	0	0	0	0	0	0	0	0.0	4	Mike Weber*	7	0	0	0	-3	19	0	0	0	0	2	0.0
NO.	GOALTENDER	GP	MIN	GAA	W	L	T	EN	SO	GA	SA	SV%	40	Patrick Lalime	24	0	0	0	0	0	0	0	0	0	0	0.0	
30	Ryan Miller	76	4474:18	2.64	36	27	10	8	3	197	2104	.906	30	Ryan Miller	59	0	0	0	0	4	0	0	0	0	0	0.0	
35	Jocelyn Thibault	12	507:03	3.31	3	4	2	0	2	28	214	.869	NO.	GO													



RECORD BOOK



2009-10 | 45-27-10, 1st PLACE

Oct. 3	Montreal	1-2	O*
Oct. 8	Phoenix	2-1	W
Oct. 10	@ Nashville	1-0	W
Oct. 13	Detroit	6-2	W
Oct. 16	NY Islanders	6-3	W
Oct. 17	Atlanta	2-4	L
Oct. 21	@ Florida	5-2	W
Oct. 24	@ Tampa Bay	3-2	W**
Oct. 28	@ New Jersey	4-1	W
Oct. 30	Toronto	3-2	W*
Oct. 31	@ NY Islanders	0-5	L
Nov. 4	NY Islanders	3-0	W
Nov. 6	Philadelphia	2-5	L
Nov. 7	@ Boston	2-4	L
Nov. 11	Edmonton	3-1	W
Nov. 13	Calgary	2-1	W**
Nov. 14	@ Philadelphia	3-2	W
Nov. 18	Florida	2-6	L
Nov. 20	Boston	1-2	O*
Nov. 21	@ Ottawa	3-5	L
Nov. 25	@ Washington	0-2	L
Nov. 27	@ Philadelphia	4-2	W
Nov. 28	Carolina	5-1	W
Nov. 30	@ Toronto	3-0	W
Dec. 3	Montreal	6-2	W
Dec. 5	NY Rangers	1-2	L
Dec. 7	New Jersey	0-3	L
Dec. 9	Washington	3-0	W
Dec. 11	Chicago	2-1	W
Dec. 12	@ NY Rangers	3-2	W
Dec. 14	@ Montreal	4-3	W
Dec. 16	@ Ottawa	0-2	L
Dec. 18	Toronto	5-2	W
Dec. 19	Pittsburgh	1-2	O**
Dec. 21	@ Toronto	3-2	W*
Dec. 23	@ Washington	2-5	L
Dec. 26	Ottawa	2-3	O**
Dec. 27	@ St. Louis	5-3	W
Dec. 29	Pittsburgh	4-3	W
Jan. 1	Atlanta	4-3	W*
Jan. 3	@ Montreal	1-0	W

NORTHEAST DIVISION

Jan. 6	Tampa Bay	5-3	W
Jan. 8	Toronto	3-2	W
Jan. 9	Colorado	3-4	O**
Jan. 14	@ Atlanta	2-1	W*
Jan. 16	@ NY Islanders	2-3	O**
Jan. 18	@ Phoenix	7-2	W
Jan. 19	@ Anaheim	4-5	L
Jan. 21	@ Los Angeles	3-4	O**
Jan. 23	@ San Jose	2-5	L
Jan. 25	@ Vancouver	2-3	L
Jan. 27	New Jersey	2-1	W**
Jan. 29	Boston	2-1	W
Feb. 1	@ Pittsburgh	4-5	L
Feb. 3	Ottawa	2-4	L
Feb. 5	Carolina	3-4	L
Feb. 6	@ Columbus	0-4	L
Feb. 9	Boston	2-3	O**
Feb. 11	@ Carolina	3-4	O*
Feb. 13	San Jose	3-1	W
Mar. 2	@ Pittsburgh	2-3	L
Mar. 3	Washington	1-3	L
Mar. 5	Philadelphia	3-2	W*
Mar. 7	@ NY Rangers	2-1	W*
Mar. 10	Dallas	5-3	W
Mar. 12	Minnesota	2-3	L
Mar. 13	@ Detroit	2-3	O*
Mar. 16	@ Atlanta	3-4	L
Mar. 18	@ Tampa Bay	6-2	W
Mar. 20	@ Florida	3-1	W
Mar. 21	@ Carolina	5-3	W
Mar. 24	Montreal	3-2	W**
Mar. 26	Ottawa	2-4	L
Mar. 27	Tampa Bay	7-1	W
Mar. 29	@ Boston	3-2	W
Mar. 31	Florida	6-2	W
Apr. 1	@ Toronto	2-4	L
Apr. 3	@ Montreal	0-3	L
Apr. 6	NY Rangers	5-2	W
Apr. 8	@ Boston	1-3	L
Apr. 10	@ Ottawa	5-2	W
Apr. 11	@ New Jersey	1-2	L

2010-11 | 43-29-10, 3rd PLACE

Oct. 8	@ Ottawa	2-1	W
Oct. 9	NY Rangers	3-6	L
Oct. 11	Chicago	3-4	L
Oct. 13	New Jersey	0-1	O*
Oct. 15	Montreal	1-2	L
Oct. 16	@ Chicago	3-4	L
Oct. 20	@ Atlanta	4-1	W
Oct. 22	Ottawa	2-4	L
Oct. 23	@ New Jersey	6-1	W
Oct. 26	@ Philadelphia	3-6	L
Oct. 29	@ Atlanta	3-4	O*
Oct. 30	@ Dallas	0-4	L
Nov. 3	Boston	2-5	L
Nov. 5	Montreal	2-3	L
Nov. 6	@ Toronto	3-2	W**
Nov. 10	@ New Jersey	5-4	W**
Nov. 11	@ NY Rangers	2-3	O*
Nov. 13	Washington	3-2	W*
Nov. 15	Vancouver	4-3	W*
Nov. 17	@ Washington	2-4	L
Nov. 19	Los Angeles	4-2	W
Nov. 20	Tampa Bay	1-2	L
Nov. 24	Pittsburgh	0-1	L
Nov. 26	Toronto	3-1	W
Nov. 27	@ Montreal	1-3	L
Dec. 3	Columbus	5-0	W
Dec. 4	@ Ottawa	1-0	W**
Dec. 7	@ Boston	2-3	O*
Dec. 9	San Jose	6-3	W
Dec. 11	Pittsburgh	2-5	L
Dec. 15	Boston	3-2	W
Dec. 17	@ Florida	2-6	L
Dec. 18	@ Tampa Bay	1-3	L
Dec. 21	Anaheim	5-2	W
Dec. 23	Florida	3-4	L
Dec. 27	@ Calgary	2-5	L
Dec. 28	@ Edmonton	4-2	W
Jan. 1	Boston	7-6	W**
Jan. 4	@ Colorado	3-4	O*
Jan. 6	@ San Jose	3-0	W
Jan. 8	@ Phoenix	2-1	W*

NORTHEAST DIVISION

Jan. 11	Philadelphia	2-5	L
Jan. 13	Carolina	3-2	W
Jan. 15	@ NY Islanders	3-5	L
Jan. 18	Montreal	2-1	W*
Jan. 20	@ Boston	4-2	W
Jan. 21	NY Islanders	2-5	L
Jan. 23	@ NY Islanders	5-3	W
Jan. 25	@ Ottawa	3-2	W*
Feb. 4	@ Pittsburgh	2-3	L
Feb. 5	Toronto	6-2	W
Feb. 8	@ Tampa Bay	7-4	W
Feb. 10	@ Florida	3-2	W*
Feb. 13	@ NY Islanders	6-7	O*
Feb. 15	@ Montreal	3-2	W**
Feb. 16	Toronto	1-2	L
Feb. 18	St. Louis	0-3	L
Feb. 20	Washington	1-2	L
Feb. 23	Atlanta	4-1	W
Feb. 25	Ottawa	4-2	W
Feb. 26	Detroit	2-3	O**
Mar. 1	@ NY Rangers	3-2	W
Mar. 3	@ Carolina	2-3	O*
Mar. 5	@ Philadelphia	5-3	W
Mar. 6	@ Minnesota	3-2	W*
Mar. 8	@ Pittsburgh	1-3	L
Mar. 10	@ Boston	4-3	W*
Mar. 12	@ Toronto	3-4	L
Mar. 13	Ottawa	6-4	W
Mar. 15	Carolina	0-1	L
Mar. 19	Atlanta	8-2	W
Mar. 20	Nashville	3-4	O*
Mar. 22	@ Montreal	2-0	W
Mar. 25	Florida	4-2	W
Mar. 26	New Jersey	2-0	W
Mar. 29	@ Toronto	3-4	L
Mar. 30	NY Rangers	1-0	W
Apr. 2	@ Washington	4-5	O*
Apr. 3	@ Carolina	2-1	W*
Apr. 5	Tampa Bay	4-2	W
Apr. 8	Philadelphia	4-3	W*
Apr. 9	@ Columbus	5-4	W

* - overtime decision ** - shootout decision

* - overtime decision ** - shootout decision

2009-10 REGULAR-SEASON SCORING

NO.	PLAYER	GP	G	A	PTS	+/-	PIM	PP	SH	GW	OTSHOTS	SV%	
9	Derek Roy	80	26	43	69	9	48	10	1	6	3	215	12.1
19	Tim Connolly	73	17	48	65	10	28	7	1	5	2	206	8.3
29	Jason Pominville	82	24	38	62	13	22	8	0	2	0	252	9.5
26	Thomas Vanek	71	28	25	53	9	42	10	0	6	0	182	15.4
57	Tyler Myers*	82	11	37	48	13	32	3	0	1	0	104	10.6
55	Jochen Hecht	79	21	21	42	14	35	3	0	2	0	224	9.4
21	Drew Stafford	71	14	20	34	4	35	5	0	1	0	181	7.7
41	Clarke MacArthur	60	13	13	26	-14	47	3	0	3	0	99	13.1
13	Tim Kennedy*	78	10	16	26	-3	50	1	0	3	0	98	10.2
4	Steve Montador	78	5	18	23	0	75	0	0	2	0	134	3.7
28	Paul Gaustad	65	12	10	22	-7	82	3	0	1	0	111	10.8
25	Mike Grier	73	10	12	22	-4	14	0	0	2	0	123	8.1
34	Chris Butler	59	1	20	21	-15	22	0	0	0	0	61	1.6
5	Toni Lydman	67	4	16	20	10	30	0	0	1	0	77	5.2
10	Henrik Tallinder	82	4	16	20	13	32	0	0	0	0	53	7.5
36	Patrick Kaleta	55	10	5	15	2	89	0	2	4	1	64	15.6
52	Craig Rivet	78	1	14	15	-6	100	0	0	0	0	63	1.6
22	Adam Mair	69	6	8	14	-2	73	0	0	0	0	67	9.0
37	Matt Ellis	72	3	10	13	-1	12	0	0	1	0	112	2.7
44	Andrej Sekera	49	4	7	11	-1	6	0	0	0	0	59	6.8
63	Tyler Ennis*	10	3	6	9	1	6	0	0	0	0	23	13.0
42	Nathan Gerbe*	10	2	3	5	1	4	2	0	1	0	29	6.9
17	Raffi Torres	14	0	5	5	-3	2	0	0	0	0	21	0.0
12	Mark Mancari	6	1	1	2	3	4	0	0	0	0	19	5.3
38	Nathan Paetsch	11	1	1	2	2	6	0	0	0	0	9	11.1
20	Daniel Paille	2	0	1	1	1	0	0	0	0	0	2	0.0
1	Jhonas Enroth*	1	0	0	0	0	0	0	0	0	0	0	0.0
40	Patrick Lalime	16	0	0	0	0	2	0	0	0	0	0	0.0
30	Ryan Miller	69	0	0	0	0	4	0	0	0	0	0	0.0

NO.	GOALTENDER	GP	MIN	GAA	W	L	T	EN	SO	GA	SA	SV%
30	Ryan Miller	69	4047:10	2.22	41	18	8	7	5	150	2098	.929
40	Patrick Lalime	16	853:47	2.81	4	8	2	0	0	40	432	.907
1	Jhonas Enroth*	1	58:18	4.12	0	1	0	0	0	4	37	.892
GOALTENDER TOTALS			4959:15	2.35	45	27	10	7	5	194	2567	.924

* - rookie

2010-11 REGULAR-SEASON SCORING

NO.	PLAYER	GP	G	A	PTS	+/-	PIM	PP	SH	GW	OTSHOTS	SV%	
26	Thomas Vanek	80	32	41	73	2	24	11	0	5	2	238	13.4
21	Drew Stafford	62	31	21	52	13	34	11	0	4	2	179	17.3
29	Jason Pominville	73	22	30	52	1	15	5	1	2	1	215	10.2
63	Tyler Ennis*	82	20	29	49	0	30	5	0	1	0	210	9.5
19	Tim Connolly	68	13	29	42	-10	20	6	0	3	0	151	8.6
57	Tyler Myers	80	10	27	37	0	40	3	0	5	2	122	8.2
3	Jordan Leopold	71	13	22	35	-11	36	5	0	1	0	134	9.7
9	Derek Roy	35	10	25	35	-1	16	2	0	1	0	89	11.2
42	Nathan Gerbe	64	16	15	31	11	34	2	0	3	0	171	9.4
28	Paul Gaustad	81	12	19	31	7	101	1	0	3	0	117	10.3
55	Jochen Hecht	67	12	17	29	4	40	0	0	4	0	172	7.0
44	Andrej Sekera	76	3	26	29	11	34	0	0	0	0	88	3.4
4	Steve Montador	73	5	21	26	16	83	0	0	0	0	118	4.2
8	Cody McCormick	8	12	20	2	142	0	0	1	0	0	104	7.7
20	Rob Niedermayer	71	5	14	19	-8	22	0	0	1	0	80	6.3
6	Mike Weber	58	4	13	17	13	69	0	0	0	0	53	7.5
25	Mike Grier	73	5	11	16	0	12	0	0	0	0	107	4.7
22	Brad Boyes	21	5	9	14	2	6	2	0	1	1	46	10.9
36	Patrick Kaleta	51	4	5	9	-4	78	0	1	0	0	65	6.2
34	Chris Butler	49	2	7	9	8	26	0	0	0	0	52	3.8
12	Mark Mancari	20	1	7	8	-1	12	1	0	0	0	43	2.3
27	Shaone Morrisonn	62	1	4	5	-2	32	0	0	1	1	44	2.3</



Year-By-Year Results RECORD BOOK



2011-12 | 39-32-11, 3rd PLACE

Oct. 7	Anaheim#	4-1	W
Oct. 8	@ Los Angeles#	4-2	W
Oct. 14	Carolina	3-4	L
Oct. 15	@ Pittsburgh	3-2	W
Oct. 18	@ Montreal	3-1	W
Oct. 20	@ Florida	3-0	W
Oct. 22	@ Tampa Bay	0-3	L
Oct. 25	Tampa Bay	3-4	L
Oct. 27	Columbus	4-2	W
Oct. 29	Florida	2-3	L
Nov. 2	Philadelphia	2-3	L
Nov. 4	Calgary	2-1	W
Nov. 5	@ Ottawa	3-2	W**
Nov. 8	Winnipeg	6-5	W*
Nov. 11	Ottawa	5-1	W
Nov. 12	@ Boston	2-6	L
Nov. 14	@ Montreal	3-2	W**
Nov. 16	New Jersey	3-5	L
Nov. 18	@ Carolina	1-0	W
Nov. 19	Phoenix	2-4	L
Nov. 23	Boston	3-4	O**
Nov. 25	@ Columbus	1-5	L
Nov. 26	Washington	5-1	W
Nov. 29	NY Islanders	1-2	L
Dec. 2	Detroit	1-4	L
Dec. 3	@ Nashville	3-2	W
Dec. 7	Philadelphia	4-5	O*
Dec. 9	Florida	2-1	W*
Dec. 10	NY Rangers	1-4	L
Dec. 13	Ottawa	2-3	O*
Dec. 16	Toronto	5-4	W
Dec. 17	@ Pittsburgh	3-8	L
Dec. 20	@ Ottawa	1-4	L
Dec. 22	@ Toronto	2-3	L
Dec. 26	Washington	4-2	W
Dec. 28	@ New Jersey	1-3	L
Dec. 30	@ Washington	1-3	L
Dec. 31	Ottawa	2-3	O**
Jan. 3	Edmonton	4-3	W
Jan. 6	@ Carolina	2-4	L
Jan. 7	Winnipeg	1-2	O*

NORTHEAST DIVISION

Jan. 10	@ Toronto	0-2	L
Jan. 13	Toronto	3-2	W
Jan. 14	@ NY Islanders	2-4	L
Jan. 16	@ Detroit	0-5	L
Jan. 18	@ Chicago	2-6	L
Jan. 19	@ Winnipeg	1-4	L
Jan. 21	@ St. Louis	2-4	L
Jan. 24	@ New Jersey	2-1	W**
Jan. 31	@ Montreal	3-1	W
Feb. 1	NY Rangers	0-1	O**
Feb. 4	@ NY Islanders	4-3	W**
Feb. 8	Boston	6-0	W
Feb. 10	Dallas	3-2	W**
Feb. 11	Tampa Bay	1-2	L
Feb. 14	New Jersey	1-4	L
Feb. 16	@ Philadelphia	2-7	L
Feb. 17	Montreal	3-4	O**
Feb. 19	Pittsburgh	6-2	W
Feb. 21	NY Islanders	2-1	W
Feb. 24	Boston	2-1	W**
Feb. 25	@ NY Rangers	2-3	O*
Feb. 29	@ Anaheim	2-0	W
Mar. 1	@ San Jose	1-0	W
Mar. 3	@ Vancouver	5-3	W
Mar. 5	@ Winnipeg	1-3	L
Mar. 7	Carolina	3-2	W*
Mar. 8	@ Boston	1-3	L
Mar. 10	@ Ottawa	4-3	W**
Mar. 12	Montreal	3-2	W*
Mar. 14	Colorado	4-5	O**
Mar. 17	@ Florida	2-3	O**
Mar. 19	@ Tampa Bay	7-3	W
Mar. 21	Montreal	3-0	W
Mar. 23	@ NY Rangers	4-1	W
Mar. 24	Minnesota	3-1	W
Mar. 27	@ Washington	5-1	W
Mar. 30	Pittsburgh	3-5	L
Mar. 31	@ Toronto	3-4	L
Apr. 3	Toronto	6-5	W*
Apr. 5	@ Philadelphia	1-2	L
Apr. 7	@ Boston	3-4	O**

2012-13 | 21-21-6, 5th PLACE

Jan. 20	Philadelphia	5-2	W
Jan. 21	@ Toronto	2-1	W
Jan. 24	@ Carolina	3-6	L
Jan. 25	Carolina	1-3	L
Jan. 27	@ Washington	2-3	L
Jan. 29	Toronto	3-4	O*
Jan. 31	@ Boston	7-4	W
Feb. 2	@ Montreal	1-6	L
Feb. 3	Florida	3-4	L
Feb. 5	@ Ottawa	3-4	L
Feb. 7	Montreal	5-4	W**
Feb. 9	@ NY Islanders	3-2	W
Feb. 10	Boston	1-3	L
Feb. 12	@ Ottawa	0-2	L
Feb. 15	Boston	4-2	W
Feb. 17	Pittsburgh	3-4	L
Feb. 19	Winnipeg	1-2	L
Feb. 21	@ Toronto	1-3	L
Feb. 23	NY Islanders	0-4	L
Feb. 26	@ Tampa Bay	2-1	W
Feb. 28	@ Florida	4-3	W**
Mar. 2	New Jersey	4-3	W**
Mar. 3	@ NY Rangers	2-3	O**
Mar. 5	@ Carolina	3-4	L
Mar. 7	@ New Jersey	2-3	O**
Mar. 10	@ Philadelphia	2-3	L
Mar. 12	NY Rangers	3-1	W
Mar. 16	Ottawa	3-4	O*
Mar. 17	@ Washington	3-5	L
Mar. 19	@ Montreal	3-2	W*
Mar. 21	Toronto	5-4	W**
Mar. 23	@ Montreal	2-1	W
Mar. 26	@ Tampa Bay	1-2	L
Mar. 28	@ Florida	4-5	O**
Mar. 30	Washington	3-4	O**
Mar. 31	Boston	0-2	L
Apr. 2	@ Pittsburgh	4-1	W
Apr. 5	Ottawa	4-2	W
Apr. 7	New Jersey	3-2	W**
Apr. 9	@ Winnipeg	1-4	L
Apr. 11	Montreal	1-5	L

NORTHEAST DIVISION

Apr. 13	Philadelphia	1-0	W
Apr. 14	Tampa Bay	3-1	W
Apr. 17	@ Boston	3-2	W**
Apr. 19	NY Rangers	4-8	L
Apr. 22	Winnipeg	1-2	L
Apr. 23	@ Pittsburgh#	4-2	W
Apr. 26	NY Islanders	2-1	W**

* - overtime decision ** - shootout decision # - played at Hartwall Arena (Helsinki, Finland) ## - played at Arena Berlin (Berlin, Germany)

* - overtime decision ** - shootout decision # - rescheduled from April 20

2011-12 REGULAR-SEASON SCORING

NO.	PLAYER	GP	G	A	PTS	+/-	PIM	PP	SH	GW	OTSHOTS	S%	
29	Jason Pominville	82	30	43	73	-7	12	8	2	5	2	235	12.8
26	Thomas Vanek	78	26	35	61	-6	52	10	0	5	1	204	12.7
21	Drew Stafford	80	20	30	50	5	46	3	1	4	0	226	8.8
9	Derek Roy	80	17	27	44	-7	54	6	1	2	1	176	9.7
63	Tyler Ennis	48	15	19	34	11	14	2	0	1	0	82	18.3
10	Christian Ehrhoff	66	5	27	32	-2	47	1	0	3	0	136	3.7
23	Ville Leino	71	8	17	25	-2	16	1	0	1	0	78	10.3
42	Nathan Gerbe	62	6	19	25	2	32	0	0	2	0	137	4.4
3	Jordan Leopold	79	10	14	24	4	28	1	0	0	0	110	9.1
57	Tyler Myers	55	8	15	23	5	33	3	0	1	1	84	9.5
22	Brad Boyes	65	8	15	23	2	6	2	0	0	0	100	8.0
72	Luke Adam*	52	10	10	20	-6	14	0	0	0	0	89	11.2
28	Paul Gaustad	56	7	10	17	-1	70	0	0	3	0	62	11.3
82	Marcus Foligno*	14	6	7	13	6	9	2	0	1	0	23	26.1
44	Andrej Sekera	69	3	10	13	3	18	1	0	0	0	88	3.4
17	Marc-Andre Gragnani*	44	1	11	12	10	20	1	0	0	0	35	2.9
36	Patrick Kaleta	63	5	5	10	-5	116	0	0	1	0	69	7.2
55	Jochen Hecht	22	4	4	8	1	6	0	1	0	0	40	10.0
52	Alexander Sulzer	15	3	5	8	2	6	0	0	0	0	22	13.6
19	Cody Hodgson*	20	3	5	8	-7	2	2	0	1	0	51	5.9
78	Corey Tropp*	34	3	5	8	0	20	0	0	1	0	32	9.4
37	Matt Ellis	60	3	5	8	-3	25	0	0	1	0	85	3.5
81	Brayden McNabb*	25	1	7	8	-1	15	1	0	0	0	23	4.3
6	Mike Weber	51	1	4	5	-19	64	0	0	0	0	51	2.0
24	Robyn Regehr	76	1	4	5	-12	56	0	0	0	0	49	2.0
58	Paul Szczechura	9	1	3	4	0	4	0	0	0	0	11	9.1
8	Cody McCormick	50	1	3	4	-7	56	0	0	0	0	43	2.3
65	Travis Turnbull*	3	1	0	1	0	5	0	0	0	0	3	33.3
33	TJ Brennan*	11	1	0	1	0	6	0	0	0	0	14	7.1
15	Colin Stuart	2	0	0	0	-3	0	0	0	0	0	0	0.0
31	Drew MacIntyre*	2	0	0	0	0	0	0	0	0	0	0	0.0
71	Derek Whitmore	2	0	0	0	0	0	0	0	0	0	2	0.0
4	Joe Finley*	5	0	0	0	-3	12	0	0	0	0	1	0.0
1	Jhonas Enroth*	26	0	0	0	0	2	0	0	0	0	0	0.0
30	Ryan Miller	61	0	0	0	0	0	0	0	0	0	0	0.0

NO.	GOALTENDER	GP	MIN	GAA	W	L	T	EN	SO	GA	SA	SV%
30	Ryan Miller	61	3536:25	2.54	31	21	7	6	6	150	1788	.916
1	Jhonas Enroth*	26	1399:15	2.70	8	11	4	3	1	63	756	.917
31	Drew MacIntyre*	2	43:29	1.38	0	0	0	0	0	1	18	.944
GOALTENDER TOTALS		4	4979:09	2.58	39	32	11	9	7	214	2562	.916

* - rookie

2012-13 REGULAR-SEASON SCORING

NO.	PLAYER	GP	G	A	PTS	+/-	PIM	PP	SH	GW	OTSHOTS	S%	
26	Thomas Vanek	38	20	21	41	-1	20	9	1	2	0	119	16.8
19	Cody Hodgson	48	15	19	34	-4	20	3	1	1	0	114	13.2
63	Tyler Ennis	47	10	21	31	-14	16	2	0	0	0	108	9.3
29	Jason Pominville	37	10	15	25	1	8	1	1	1	0	94	10.6
9	Steve Ott	48	9	15	24	3	93	2	0	3	1	73	12.3
10	Christian Ehrhoff	47	5	17	22	6	34	1	0	2	0	102	4.9
21	Drew Stafford	46	6	12	18	-16	21	0	0	0	0	121	5.0
82	Marcus Foligno*	47	5	13	18	-4	41	1	0	0	0	55	9.1
55	Jochen Hecht	47	5	9	14	6	18	0	1	1	0	69	7.2
44	Andrej Sekera	37	2	10	12	-2	4	0	0	0	0	33	6.1
65	Brian Flynn*	26	6	5	11	6	0	0	1	1	0	49	12.2
42	Nathan Gerbe	42	5	5	10	-3	14	0	1	0	0	64	7.8
12	Kevin Porter	31	4	5	9	-1	10	0	1	0	0	37	10.8
57	Tyler Myers	39	3	5	8	-8	32	1	0	2	0	48	6.3
3	Jordan Leopold	24	2	6	8	-6	14	0	0	0	0	38	5.3
6	Mike Weber	42	1	6	7	3	70	0	0	0	0	25	4.0
23	Ville Leino	8	2	4	6	0	6	1	0	0	0	11	18.2
53	Mark Pysyk*	19	1	4	5	-7	0	1	0	0	0	21	4.8
25	Mikhail Grigorenko*	25	1	4	5	-1	0	0	0	0	0	31	3.2
52	Alexander Sulzer	17	3	1	4	3	10	0	0	1	0	15	20.0
27	Adam Pardy	17	0	4	4	4	14	0	0	0	0	6	0.0
24	Robyn Regehr	29	0	2	2	-4	21	0	0	0	0	15	0.0
72	Luke Adam	4	1	0	1	1	2	0	0	0	0	2	50.0
33	TJ Brennan*	10	1	0	1	-1	6	1	0	0	0	18	5.6
36	Patrick Kaleta	34	1	0	1	-4	67	0	0	0	0	34	2.9
37	Matt Ellis	6	0	0	0	0	0	0	0	0	0	8	0.0
5	Chad Ruhwedel*	7	0	0	0	0	0	0	0	0	0	8	0.0
8	Cody McCormick	8	0	0	0	-2	10	0	0	0	0	6	0.



Year-By-Year Results RECORD BOOK

2013-14 | 21-51-10, 8th PLACE

ATLANTIC DIVISION

Oct. 2	@ Detroit	1-2	L	Jan. 4	New Jersey	2-1	W
Oct. 4	Ottawa	0-1	L	Jan. 9	Florida	1-2	O**
Oct. 5	@ Pittsburgh	1-4	L	Jan. 12	@ Washington	2-1	W**
Oct. 8	Tampa Bay	2-3	O*	Jan. 14	Philadelphia	3-4	L
Oct. 10	Columbus	1-4	L	Jan. 15	@ Toronto	3-4	O**
Oct. 12	@ Chicago	1-2	L	Jan. 18	Columbus	3-4	O**
Oct. 14	Minnesota	1-2	L	Jan. 21	Florida	3-4	L
Oct. 15	@ NY Islanders	4-3	W**	Jan. 23	Carolina	3-5	L
Oct. 17	Vancouver	0-3	L	Jan. 25	@ Columbus	5-2	W
Oct. 19	Colorado	2-4	L	Jan. 27	@ Pittsburgh	0-3	L
Oct. 23	Boston	2-5	L	Jan. 28	Washington	4-5	O*
Oct. 25	@ Florida	3-1	W	Jan. 30	@ Phoenix	3-2	W
Oct. 26	@ Tampa Bay	2-3	L	Feb. 1	@ Colorado	1-7	L
Oct. 28	Dallas	3-4	L	Feb. 3	Edmonton	2-3	L
Oct. 31	@ NY Rangers	0-2	L	Feb. 5	Pittsburgh	1-5	L
Nov. 2	Anaheim	3-6	L	Feb. 6	@ Ottawa	2-3	L
Nov. 5	@ San Jose	5-4	W**	Feb. 25	Carolina#	3-2	W
Nov. 7	@ Los Angeles	0-2	L	Feb. 26	Boston	5-4	W*
Nov. 8	@ Anaheim	2-6	L	Feb. 28	San Jose	4-2	W
Nov. 12	Los Angeles	3-2	W**	Mar. 3	@ Dallas	2-3	L
Nov. 15	Toronto	3-1	W	Mar. 6	@ Tampa Bay	3-1	W
Nov. 16	@ Toronto	2-4	L	Mar. 7	@ Florida	0-2	L
Nov. 19	St. Louis	1-4	L	Mar. 9	Chicago	1-2	L
Nov. 21	@ Philadelphia	1-4	L	Mar. 11	Nashville	1-4	L
Nov. 24	Detroit	1-3	L	Mar. 13	@ Carolina	2-4	L
Nov. 27	Montreal	1-3	L	Mar. 15	@ NY Islanders	1-4	L
Nov. 29	Toronto	3-2	W*	Mar. 16	Montreal	0-2	L
Nov. 30	@ New Jersey	0-1	O*	Mar. 18	@ Calgary	1-3	L
Dec. 5	NY Rangers	1-3	L	Mar. 20	@ Edmonton	3-1	W
Dec. 7	@ Montreal	2-3	L	Mar. 23	@ Vancouver	2-4	L
Dec. 10	Ottawa	2-1	W**	Mar. 25	@ Montreal	0-2	L
Dec. 12	@ Ottawa	1-2	L	Mar. 27	@ Nashville	1-6	L
Dec. 14	Calgary	1-2	O*	Mar. 29	Tampa Bay	3-4	O*
Dec. 17	Winnipeg	4-2	W	Apr. 1	New Jersey	3-2	W**
Dec. 19	Boston	4-2	W	Apr. 3	@ St. Louis	1-2	L
Dec. 21	@ Boston	1-4	L	Apr. 4	@ Detroit	2-3	L
Dec. 23	Phoenix	2-1	W*	Apr. 6	@ Philadelphia	2-5	L
Dec. 27	@ Toronto	3-4	O**	Apr. 8	Detroit	2-4	L
Dec. 29	Washington	2-1	W**	Apr. 10	@ NY Rangers	1-2	L
Dec. 31	@ Winnipeg	0-3	L	Apr. 12	@ Boston	1-4	L
Jan. 2	@ Minnesota	1-4	L	Apr. 13	NY Islanders	3-4	O**

2014-15 | 23-51-8, 8th PLACE

ATLANTIC DIVISION

Oct. 9	Columbus	1-3	L	Jan. 8	@ Carolina	2-5	L
Oct. 11	@ Chicago	2-6	L	Jan. 9	@ Tampa Bay	1-2	L
Oct. 13	Anaheim	1-5	L	Jan. 13	Detroit	1-3	L
Oct. 14	@ Carolina	4-3	W**	Jan. 15	Minnesota	0-7	L
Oct. 17	Florida	0-1	L	Jan. 17	Philadelphia	3-4	L
Oct. 18	Boston	0-4	L	Jan. 18	@ Detroit	4-6	L
Oct. 22	@ Anaheim	1-4	L	Jan. 27	@ Calgary	1-4	L
Oct. 23	@ Los Angeles	0-2	L	Jan. 29	@ Edmonton	2-3	L
Oct. 25	@ San Jose	2-1	W	Jan. 30	@ Vancouver	2-5	L
Oct. 28	@ Toronto	0-4	L	Feb. 3	@ Montreal	3-2	W
Oct. 30	Boston	2-3	O*	Feb. 5	St. Louis	0-3	L
Nov. 1	@ Pittsburgh	0-5	L	Feb. 7	Dallas	3-2	W
Nov. 2	Detroit	3-2	W**	Feb. 8	NY Islanders	2-3	L
Nov. 5	Montreal	1-2	O**	Feb. 10	Ottawa	1-2	L
Nov. 7	Edmonton	2-3	L	Feb. 15	Philadelphia	1-2	L
Nov. 8	Pittsburgh	1-6	L	Feb. 17	@ New Jersey	1-2	O**
Nov. 11	@ St. Louis	1-6	L	Feb. 19	@ Philadelphia	3-2	W**
Nov. 13	@ Minnesota	3-6	L	Feb. 20	NY Rangers##	1-3	L
Nov. 15	Toronto	6-2	W	Feb. 22	Nashville	1-2	O**
Nov. 18	San Jose	4-1	W	Feb. 24	@ Columbus	4-2	W
Nov. 22	@ Washington	2-1	W	Feb. 26	Vancouver	6-3	W
Nov. 26	Winnipeg	1-2	L	Feb. 28	@ Florida	3-5	L
Nov. 28	Montreal	2-1	W	Mar. 3	@ Tampa Bay	0-3	L
Nov. 29	@ Montreal	4-3	W**	Mar. 6	@ Ottawa	2-3	L
Dec. 2	Tampa Bay	2-1	W**	Mar. 7	@ Washington	1-6	L
Dec. 4	@ Tampa Bay	0-5	L	Mar. 11	@ Toronto	3-4	O**
Dec. 6	@ Florida	2-3	L	Mar. 14	NY Rangers	0-2	L
Dec. 9	Los Angeles	1-0	W	Mar. 16	Washington	3-4	O**
Dec. 11	Calgary	4-3	W	Mar. 17	@ Boston	2-1	W**
Dec. 13	Florida	4-3	W*	Mar. 20	New Jersey	1-3	L
Dec. 15	Ottawa#	5-4	W**	Mar. 21	@ Nashville	0-3	L
Dec. 16	@ Winnipeg	1-5	L	Mar. 23	@ Dallas	3-4	L
Dec. 20	Colorado	1-5	L	Mar. 26	Arizona	3-4	O*
Dec. 21	@ Boston	3-4	O*	Mar. 28	@ Colorado	3-5	L
Dec. 23	@ Detroit	3-6	L	Mar. 30	@ Arizona	4-1	W
Dec. 27	NY Islanders	4-3	W**	Apr. 1	Toronto	4-3	W
Dec. 29	@ Ottawa	2-5	L	Apr. 3	Chicago	3-4	L
Dec. 31	Tampa Bay	1-5	L	Apr. 4	@ NY Islanders	0-3	L
Jan. 2	Florida	0-2	L	Apr. 6	Carolina	4-3	W
Jan. 3	@ NY Rangers	1-6	L	Apr. 10	@ Columbus	2-4	L
Jan. 6	@ New Jersey	1-4	L	Apr. 11	Pittsburgh	0-2	L

* - overtime decision ** - shootout decision # - rescheduled from Jan. 7

* - overtime decision ** - shootout decision # - rescheduled from Feb. 20 ## - rescheduled from Nov. 21

2013-14 REGULAR-SEASON SCORING

NO.	PLAYER	GP	G	A	PTS	+/-	PIM	PP	SH	CW	OTSHOTS	SV%	
19	Cody Hodgson	72	20	24	44	-26	20	9	0	0	0	182	11.0
63	Tyler Ennis	80	21	22	43	-25	42	6	0	0	0	210	10.0
21	Drew Stafford	70	16	18	34	-19	39	2	1	1	0	185	8.6
10	Christian Ehrhoff	79	6	27	33	-27	38	1	1	2	1	161	3.7
26	Matt Moulson	44	11	18	29	-8	20	3	0	2	0	105	10.5
57	Tyler Myers	62	9	13	22	-26	58	3	0	0	0	99	9.1
28	Zemgus Girgensons*	70	8	14	22	-6	14	0	1	1	0	115	7.0
9	Steve Ott	59	9	11	20	-26	55	6	0	1	0	99	9.1
82	Marcus Foligno	74	7	12	19	-17	82	0	1	3	0	79	8.9
4	Jamie McBain	69	6	11	17	-13	14	2	0	0	0	98	6.1
23	Ville Leino	58	0	15	15	-16	10	0	0	0	0	38	0.0
65	Brian Flynn	79	6	7	13	-10	14	0	1	0	0	102	5.9
27	Matt D'Agostini	49	5	6	11	-14	22	2	0	2	1	99	5.1
26	Thomas Vanek	13	4	5	9	-5	4	1	0	0	0	50	8.0
6	Mike Weber	68	1	8	9	-29	73	0	0	0	0	47	2.1
20	Henrik Tallinder	64	2	6	8	-21	34	0	0	0	0	40	5.0
3	Mark Pysyk*	44	1	6	7	-11	16	0	0	1	1	51	2.0
37	Matt Ellis	50	4	2	6	-6	4	0	0	0	0	70	5.7
88	Cory Conacher	19	3	3	6	-7	16	1	0	1	0	27	11.1
8	Cody McCormick	29	1	4	5	-8	45	0	0	0	0	20	5.0
55	Rasmus Ristolainen*	34	2	2	4	-15	6	0	0	0	0	52	3.8
22	Johan Larsson*	28	0	4	4	0	19	0	0	0	0	21	0.0
25	Mikhail Grigorenko*	18	2	1	3	-3	2	0	0	0	0	20	10.0
84	Phillip Varone*	9	1	1	2	-5	4	0	0	0	0	15	6.7
17	Linus Omark	13	0	2	2	-5	6	0	0	0	0	10	0.0
52	Alexander Sulzer	25	0	2	2	-3	8	0	0	0	0	21	0.0
30	Ryan Miller	40	0	2	2	0	0	0	0	0	0	0	0.0
61	Nikita Zadorov*	7	1	0	1	-4	4	0	0	0	0	4	25.0
17	Torrey Mitchell	9	1	0	1	0	4	0	0	0	0	9	11.1
72	Luke Adam	12	1	0	1	0	4	0	0	0	0	16	6.3
44	Nicolas Deslauriers*	17	1	0	1	-10	18	0	0	0	0	30	3.3
32	John Scott	56	1	0	1	-12	125	0	0	0	0	16	6.3
29	Jake McCabe*	7	0	1	1	-3	15	0	0	0	0	1	0.0
78	Corey Tropp	9	0	1	1	-8	0	0	0	0	0	7	0.0
12	Kevin Porter	12	0	1	1	-5	2	0	0	0	0	3	0.0
5	Chad Ruhwedel*	21	0	1	1	-3	2	0	0	0	0	35	0.0
24	Zenon Konopka	23	0	1	1	-4	33	0	0	0	0	6	0.0
49	Connor Knapp*	2	0	0	0	0	0	0	0	0	0	0	0.0
34	Michal Neuvirth	2	0	0	0	0	0	0	0	0	0	0	0.0
36	Patrick Kaleta	5	0	0	0	1	5	0	0	0	0	0	0.0
80	Chris Stewart	5	0	0	0	-2	6	0	0	0	0	3	0.0
50	Nathan Lieuwen*	7	0	0	0	0	0	0	0	0	0	0	0.0
31	Matt Hackett*	8	0	0	0	0	0	0	0	0	0	0	0.0
44	Brayden McNabb*	12	0	0	0	1	6	0	0	0	0	10	0.0
1	Jhonas Enroth	28	0	0	0	0	0	0	0	0	0	0	0.0

NO.	GOALTENDER	GP	MIN	GAA	W	L	T	EN	SO	GA	SA	SV%
30	Ryan Miller	40	2383:47	2.72	15	22	3	4	0	108	1411	.923
1	Jhonas Enroth	28	1574:14	2.82	4	17	5	6	0	74	834	.911
50	Nathan Lieuwen*	7	363:22	2.97	1	4	0	0	0	18	191	.906
31	Matt Hackett*	8	426:06	3.10	1	6	1	1	0	22	239	.908
49	Connor Knapp*	2	76:31	3.14	0	0	1	0	0	4	32	.875
34	Michal Neuvirth	2	117:03	2.56	0	2	0	1	0	5	98	.949
GOALTENDER TOTALS			4941:03	2.81	21	51	10	12	0	231	2805	.918

* - rookie

2014-15 REGULAR-SEASON SCORING

NO.	PLAYER	GP	G	A	PTS	+/-	PIM	PP	SH	CW	OTSHOTS	SV%	
63	Tyler Ennis	78	20	26	46	-19	37	6	1	2	0	185	10.8
26	Matt Moulson	77	13	28	41	-11	4	3	0	2	0	156	8.3
12	Brian Gionta	69	13	22	35	-13	18	3	1	2	0	153	8.5
28	Zemgus Girgensons	61	15	15	30	-16	25	1	3	1	0	115	13
80	Chris Stewart	61	11	14	25	-30	63	5	0	0	0	116	9.5
21	Drew Stafford	50	9	15	24	-18	39	2	0	1	0	91	9.9
82	Marcus Foligno	57	8	12	20	-5	50	0	0	0	0	66	12.1
55	Rasmus Ristolainen	78	8	12	20	-32	26	4	0	0	0	121	6.6
65	Brian Flynn	54	5	12	17	-3	8	0	0	0</			



Year-By-Year Results RECORD BOOK



2015-16 | 35-36-11, 7th PLACE

ATLANTIC DIVISION

Oct. 8	Ottawa	1-3	L	Jan. 10	@ Winnipeg	4-2	W
Oct. 10	Tampa Bay	1-4	L	Jan. 12	@ Minnesota	3-2	W
Oct. 12	Columbus	4-2	W	Jan. 15	Boston	1-4	L
Oct. 15	@ Florida	2-3	L	Jan. 16	Washington	4-1	W
Oct. 17	@ Tampa Bay	1-2	L	Jan. 18	@ Arizona	2-1	W
Oct. 21	Toronto	2-1	W**	Jan. 20	@ Colorado	1-2	L
Oct. 23	Montreal	2-7	L	Jan. 22	Detroit	0-3	L
Oct. 24	New Jersey	3-4	L	Jan. 25	@ NY Rangers	3-6	L
Oct. 27	@ Philadelphia	4-3	W*	Jan. 26	@ Ottawa	3-2	W
Oct. 29	@ Pittsburgh	3-4	L	Feb. 3	@ Montreal	4-2	W
Oct. 30	Philadelphia	3-1	W	Feb. 4	Boston	2-3	O**
Nov. 1	@ NY Islanders	2-1	W	Feb. 6	@ Boston	1-2	O*
Nov. 5	Tampa Bay	1-4	L	Feb. 9	Florida	4-7	L
Nov. 7	Vancouver	3-2	W	Feb. 11	@ Philadelphia	1-5	L
Nov. 10	@ Tampa Bay	4-1	W	Feb. 12	Montreal	6-4	W
Nov. 12	@ Florida	3-2	W	Feb. 14	Colorado	4-1	W
Nov. 14	San Jose	1-2	O*	Feb. 16	@ Ottawa	1-2	O**
Nov. 17	Dallas	1-3	L	Feb. 19	@ Columbus	4-0	W
Nov. 19	@ St. Louis	2-3	O**	Feb. 21	Pittsburgh	3-4	L
Nov. 21	@ Dallas	0-3	L	Feb. 24	@ Anaheim	0-1	L
Nov. 23	St. Louis	1-2	L	Feb. 26	@ San Jose	3-1	W
Nov. 25	Nashville	2-3	L	Feb. 27	@ Los Angeles	0-2	L
Nov. 27	Carolina	4-1	W	Mar. 1	Edmonton	1-2	O*
Nov. 28	@ Nashville	4-1	W	Mar. 3	Calgary	6-3	W
Dec. 1	@ Detroit	4-5	O**	Mar. 5	Minnesota	2-3	O**
Dec. 4	Arizona	5-2	W	Mar. 7	@ Toronto	4-3	W**
Dec. 6	@ Edmonton	2-4	L	Mar. 8	NY Rangers	2-4	L
Dec. 7	@ Vancouver	2-5	L	Mar. 10	@ Montreal	2-3	L
Dec. 10	@ Calgary	3-4	L	Mar. 12	Carolina	3-2	W*
Dec. 12	Los Angeles	2-1	W*	Mar. 16	Montreal	2-3	O*
Dec. 14	@ Detroit	2-1	W	Mar. 18	Ottawa	3-1	W
Dec. 15	New Jersey	0-2	L	Mar. 19	@ Toronto	1-4	L
Dec. 17	Anaheim	3-0	W	Mar. 22	@ Carolina	3-2	W
Dec. 19	Chicago	2-3	O**	Mar. 26	Winnipeg	3-2	W
Dec. 26	@ Boston	6-3	W	Mar. 28	@ Detroit	2-3	L
Dec. 28	Washington	0-2	L	Mar. 29	@ Pittsburgh	4-5	O**
Dec. 30	@ Washington	2-5	L	Mar. 31	Toronto	4-1	W
Dec. 31	NY Islanders	1-2	L	Apr. 2	@ NY Rangers	4-3	W
Jan. 2	Detroit	3-4	L	Apr. 5	@ New Jersey	3-1	W
Jan. 5	Florida	1-5	L	Apr. 8	Columbus	1-4	L
Jan. 8	@ Chicago	1-3	L	Apr. 9	@ NY Islanders	4-3	W*

* - overtime decision ** - shootout decision

2016-17 | 33-37-12, 8th PLACE

ATLANTIC DIVISION

Oct. 13	Montreal	1-4	L	Jan. 13	@ Carolina	2-5	L
Oct. 16	@ Edmonton	6-2	W	Jan. 16	Dallas	4-1	W
Oct. 18	@ Calgary	3-4	O*	Jan. 17	@ Toronto	3-4	L
Oct. 20	@ Vancouver	1-2	L	Jan. 20	Detroit	3-2	W*
Oct. 25	@ Philadelphia	3-4	O**	Jan. 21	@ Montreal	3-2	W*
Oct. 27	Minnesota	0-4	L	Jan. 24	@ Nashville	5-4	W*
Oct. 29	Florida	3-0	W	Jan. 26	@ Dallas	3-4	L
Oct. 30	@ Winnipeg	3-1	W	Jan. 31	@ Montreal	2-5	L
Nov. 1	@ Minnesota	2-1	W	Feb. 2	NY Rangers	1-2	O*
Nov. 3	Toronto	1-2	L	Feb. 4	Ottawa	4-0	W
Nov. 5	@ Ottawa	2-1	W	Feb. 6	@ New Jersey	1-2	L
Nov. 7	@ Boston	0-4	L	Feb. 7	San Jose	5-4	W*
Nov. 9	Ottawa	1-2	O**	Feb. 9	Anaheim	2-5	L
Nov. 11	New Jersey	1-2	O*	Feb. 11	@ Toronto	3-1	W
Nov. 12	@ New Jersey	2-4	L	Feb. 12	Vancouver	2-4	L
Nov. 15	@ St. Louis	1-4	L	Feb. 14	@ Ottawa	3-2	W
Nov. 17	Tampa Bay	1-4	L	Feb. 16	Colorado	2-0	W
Nov. 19	Pittsburgh	2-1	W**	Feb. 18	St. Louis	3-2	W
Nov. 21	Calgary	4-2	W	Feb. 19	Chicago	1-5	L
Nov. 23	Detroit	1-2	O**	Feb. 25	@ Colorado	3-5	L
Nov. 25	@ Washington	1-3	L	Feb. 26	@ Arizona	2-3	L
Nov. 29	@ Ottawa	5-4	W	Feb. 28	Nashville	4-5	O*
Dec. 1	NY Rangers	4-3	W	Mar. 2	Arizona	6-3	W
Dec. 3	Boston	1-2	L	Mar. 4	Tampa Bay	1-2	O**
Dec. 5	@ Washington	2-3	O*	Mar. 5	@ Pittsburgh	3-4	L
Dec. 6	Edmonton	4-3	W*	Mar. 7	Philadelphia	3-6	L
Dec. 9	Washington	1-4	L	Mar. 10	@ Columbus	3-4	L
Dec. 13	Los Angeles	6-3	W	Mar. 11	Columbus	5-3	W
Dec. 16	NY Islanders	3-2	W*	Mar. 14	@ San Jose	1-4	L
Dec. 17	@ Carolina	1-2	O**	Mar. 16	@ Los Angeles	0-2	L
Dec. 20	@ Florida	3-4	O**	Mar. 17	@ Anaheim	2-1	W**
Dec. 22	Carolina	1-3	L	Mar. 20	@ Detroit	2-1	W
Dec. 23	@ NY Islanders	1-5	L	Mar. 21	Pittsburgh	1-3	L
Dec. 27	@ Detroit	4-3	W	Mar. 25	Toronto	4-2	W
Dec. 29	Boston	2-4	L	Mar. 27	Florida	5-2	W
Dec. 31	@ Boston	1-3	L	Mar. 28	@ Columbus	1-3	L
Jan. 3	@ NY Rangers	4-1	W	Apr. 2	NY Islanders	2-4	L
Jan. 5	@ Chicago	3-4	O*	Apr. 3	Toronto	2-4	L
Jan. 7	Winnipeg	4-3	W	Apr. 5	Montreal	2-1	W
Jan. 10	Philadelphia	4-1	W	Apr. 8	@ Florida	0-3	L
Jan. 12	@ Tampa Bay	2-4	L	Apr. 9	@ Tampa Bay	2-4	L

* - overtime decision ** - shootout decision

2015-16 REGULAR-SEASON SCORING

NO.	PLAYER	GP	G	A	PTS	+/-	PIM	PP	SH	GW	OTSHOTS	S%	
90	Ryan O'Reilly	71	21	39	60	-16	8	8	1	2	1	157	13.4
15	Jack Eichel*	81	24	32	56	-16	22	8	0	5	1	238	10.1
23	Sam Reinhart*	79	23	19	42	-8	8	8	0	3	0	165	13.9
55	Rasmus Ristolainen	82	9	32	41	-21	33	4	0	1	0	202	4.5
9	Evander Kane	65	20	15	35	-14	91	2	1	3	0	271	7.4
12	Brian Gionta	79	12	21	33	-5	12	1	0	2	1	169	7.1
88	Jamie McGinn	63	14	13	27	-10	10	6	0	3	0	109	12.8
47	Zach Bogosian	64	7	17	24	-11	68	3	0	1	0	121	5.8
82	Marcus Foligno	75	10	13	23	4	79	0	2	2	0	81	12.3
26	Matt Moulson	81	8	13	21	-5	16	2	0	1	0	111	7.2
28	Zemgus Girgensons	71	7	11	18	0	20	1	0	1	1	110	6.4
22	Johan Larsson	74	10	7	17	-4	27	1	0	5	0	95	10.5
46	Cody Franson	59	4	13	17	-5	26	1	0	1	0	92	4.3
17	David Legwand	79	5	9	14	-4	14	0	1	0	0	61	8.2
29	Jake McCabe*	77	4	10	14	6	51	0	0	0	0	62	6.5
44	Nicolas Deslauriers	70	6	6	12	-14	59	0	0	1	0	72	8.3
4	Josh Gorges	77	2	10	12	-7	72	0	0	0	0	57	3.5
63	Tyler Ennis	23	3	8	11	-9	11	2	0	0	0	57	5.3
3	Mark Pysyk	55	1	10	11	-1	32	0	0	0	0	44	2.3
19	Cal O'Reilly	20	3	4	7	-1	2	1	0	1	0	10	30
6	Mike Weber	35	1	4	5	3	32	0	0	0	0	28	3.6
25	Carlo Colaiacovo	36	1	4	5	-11	10	0	0	0	0	29	3.4
34	Casey Nelson*	7	0	4	4	1	8	0	0	0	0	5	0.0
59	Tim Schaller*	17	1	2	3	3	2	0	1	1	0	18	5.6
71	Evan Rodrigues*	2	1	1	2	2	0	0	0	0	0	8	12.5
84	Phil Varone	5	1	1	2	1	2	0	0	0	0	2	50
52	Hudson Fasching*	7	1	1	2	2	4	0	0	0	0	9	11.1
31	Chad Johnson	45	0	2	2	0	0	0	0	0	0	0	0.0
40	Robin Lehner	21	0	1	1	0	8	0	0	0	0	0	0.0
33	Jason Kasdorf*	1	0	0	0	0	0	0	0	0	0	0	0.0
5	Chad Ruhwedel	1	0	0	0	0	2	0	0	0	0	1	0.0
10	Cole Schneider*	2	0	0	0	0	0	0	0	0	0	5	0.0
56	Justin Bailey*	8	0	0	0	-2	2	0	0	0	0	22	0.0
43	Daniel Catenacci*	11	0	0	0	-2	0	0	0	0	0	7	0.0
35	Linus Ullmark*	20	0	0	0	0	0	0	0	0	0	0	0.0
NO.	GOALTENDER	GP	MIN	GAA	W	L	T	EN	SO	GA	SA	SV%	
31	Chad Johnson	45	2591:05	2.36	22	16	4	8	1	102	1270	.920	
35	Linus Ullmark*	20	1130:40	2.60	8	10	2	2	0	49	565	.913	
40	Robin Lehner	21	1164:05	2.47	5	9	5	1	1	48	634	.924	
33	Jason Kasdorf*	1	60:00	4.00	0	1	0	0	0	4	30	.867	
GOALTENDER TOTALS			4945:50	2.46	35	36	11	11	2	203	2499	.919	

* - rookie

2016-17 REGULAR-SEASON SCORING

NO.	PLAYER	GP	G	A	PTS	+/-	PIM	PP	SH	GW	OTSHOTS	S%	
15	Jack Eichel	61	24	33	57	-13	22	10	0	4	1	249	9.6
90	Ryan O'Reilly	72	20	35	55	-1	10	8	1	3	0	189	10.6
23	Sam Reinhart	79	17	30	47	-11	8	9	0	3	0	178	9.6
21	Kyle Okposo	65	19	26	45	-7	24	7	0	2	1	156	12.2
55	Rasmus Ristolainen	79	6	39	45	-9	58	1	0	2	2	186	3.2
9	Evander Kane	70	28	15	43	-17	113	3	0	5	1	260	10.8
12	Brian Gionta	82	15	20	35	-11	22	3	1	3	0	149	10.1
26	Matt Moulson	81	14	18	32	-4	10	11	0	2	0	134	10.4
82	Marcus Foligno	80	13	10	23	-1	73	0	1	0	0	97	13.4
29	Jake McCabe	76	3	17	20	-7	26	1	0	1	0	99	3.8
6	Cody Franson	68	3	16	19	-5	34	1	0	0	0	93	3.2
28	Zemgus Girgensons	75	7	9	16	-7	18	0	0	0	0	112	6.3
63	Tyler Ennis	51	5	8	13	-10	12	0	0	1	0	89	5.6
22	Johan Larsson	36	6	5	11	-7	20	1	0	2	0	49	12.2
47	Zach Bogosian	56	2	9	11	-17	46	0	0	1	1	73	2.7
48	William Carrier*	41	5	3	8	-1	21	0	0	1	0	50	10.0
41	Justin Falk	52	0	8	8	-3	29	0	0	0	0	33	0.0
38	Taylor Fedun	27	0	7	7	3	16	0	0	0	0	24	0.0
71	Evan Rodrigues*	30	4	2	6	-7	4	1	0	0	0	51	7.8
4	Josh Gorges	66	1	5	6	-3	50	0	0	0	0	40	2.5
77	Dmitry Kulikov	47	2	3	5	-26	26	1	0	0	0</		



Year-By-Year Results RECORD BOOK

2017-18 25-45-12, 8th PLACE				ATLANTIC DIVISION			
Oct. 5	Montreal	2-3	O**	Jan. 7	@ Philadelphia	1-4	L
Oct. 7	@ NY Islanders	3-6	L	Jan. 9	Winnipeg	4-7	L
Oct. 9	New Jersey	2-6	L	Jan. 11	Columbus	3-1	W
Oct. 12	@ San Jose	2-3	L	Jan. 18	@ NY Rangers	3-4	L
Oct. 14	@ Los Angeles	2-4	L	Jan. 20	Dallas	1-7	L
Oct. 15	@ Anaheim	3-1	W	Jan. 22	@ Calgary	2-1	W*
Oct. 17	@ Vegas	4-5	O*	Jan. 23	@ Edmonton	5-0	W
Oct. 20	Vancouver	2-4	L	Jan. 25	@ Vancouver	4-0	W
Oct. 21	@ Boston	5-4	W*	Jan. 30	New Jersey	1-3	L
Oct. 24	Detroit	1-0	W	Feb. 1	Florida	2-4	L
Oct. 25	@ Columbus	1-5	L	Feb. 3	St. Louis	0-1	L
Oct. 28	San Jose	2-3	L	Feb. 6	Anaheim	3-4	O*
Nov. 2	@ Arizona	5-4	W	Feb. 8	NY Islanders	4-3	W
Nov. 4	@ Dallas	1-5	L	Feb. 10	@ Boston	4-2	W
Nov. 7	Washington	3-1	W	Feb. 11	Colorado	4-5	L
Nov. 10	Florida	1-4	L	Feb. 13	Tampa Bay	5-3	W
Nov. 11	@ Montreal	1-2	O*	Feb. 15	@ Ottawa	2-3	O*
Nov. 14	@ Pittsburgh	4-5	O*	Feb. 17	Los Angeles	2-4	L
Nov. 17	@ Detroit	1-3	L	Feb. 19	Washington	2-3	L
Nov. 18	Carolina	1-3	L	Feb. 22	@ Detroit	3-2	W*
Nov. 20	Columbus	2-3	L	Feb. 24	@ Washington	1-5	L
Nov. 22	Minnesota	4-5	L	Feb. 25	Boston	4-1	W
Nov. 24	Edmonton	3-1	W	Feb. 28	@ Tampa Bay	2-1	W*
Nov. 25	@ Montreal	0-3	L	Mar. 2	@ Florida	1-4	L
Nov. 28	Tampa Bay	0-2	L	Mar. 5	Toronto	5-3	W
Dec. 1	Pittsburgh	0-4	L	Mar. 7	Calgary	1-5	L
Dec. 2	@ Pittsburgh	1-5	L	Mar. 8	@ Ottawa	4-3	W**
Dec. 5	@ Colorado	4-2	W	Mar. 10	Vegas	1-2	O**
Dec. 8	@ Chicago	2-3	O*	Mar. 15	Toronto	2-5	L
Dec. 10	@ St. Louis	2-3	O*	Mar. 17	Chicago	5-3	W
Dec. 12	Ottawa	3-2	W	Mar. 19	Nashville	0-4	L
Dec. 14	@ Philadelphia	1-2	L	Mar. 21	Arizona	1-4	L
Dec. 15	Carolina	4-5	O*	Mar. 23	Montreal	0-3	L
Dec. 19	Boston	0-3	L	Mar. 24	@ NY Rangers	1-5	L
Dec. 22	Philadelphia	4-2	W	Mar. 26	@ Toronto	3-2	W
Dec. 23	@ Carolina	2-4	L	Mar. 29	Detroit	3-6	L
Dec. 27	@ NY Islanders	2-3	O*	Mar. 31	@ Nashville	7-4	W
Dec. 29	@ New Jersey	4-3	W*	Apr. 2	@ Toronto	2-5	L
Jan. 1	NY Rangers	2-3	O*	Apr. 4	Ottawa	2-4	L
Jan. 4	@ Minnesota	2-6	L	Apr. 6	@ Tampa Bay	5-7	L
Jan. 5	@ Winnipeg	3-4	L	Apr. 7	@ Florida	3-4	L

2018-19 33-39-10, 6th PLACE				ATLANTIC DIVISION			
Oct. 4	Boston	0-4	L	Jan. 5	@ Boston	1-2	L
Oct. 6	NY Rangers	3-1	W	Jan. 8	New Jersey	5-1	W
Oct. 8	Vegas	4-2	W	Jan. 11	@ Carolina	3-4	L
Oct. 11	Colorado	1-6	L	Jan. 12	Tampa Bay	3-5	L
Oct. 13	@ Arizona	3-0	W	Jan. 14	@ Edmonton	2-7	L
Oct. 16	@ Vegas	1-4	L	Jan. 16	@ Calgary	4-3	W*
Oct. 18	@ San Jose	1-5	L	Jan. 18	@ Vancouver	3-4	L
Oct. 20	@ Los Angeles	5-1	W	Jan. 29	@ Columbus	5-4	W
Oct. 21	@ Anaheim	4-2	W	Jan. 30	@ Dallas	0-1	L
Oct. 25	Montreal	4-3	W	Feb. 1	Chicago	3-7	L
Oct. 27	@ Columbus	4-5	O*	Feb. 5	Minnesota	5-4	W**
Oct. 30	Calgary	1-2	O*	Feb. 7	Carolina	5-6	O*
Nov. 1	@ Ottawa	2-4	L	Feb. 9	Detroit	3-1	W
Nov. 3	Ottawa	9-2	W	Feb. 10	Winnipeg	1-3	L
Nov. 4	@ NY Rangers	1-3	L	Feb. 12	NY Islanders	3-1	W
Nov. 8	@ Montreal	6-5	W**	Feb. 15	NY Rangers	2-6	L
Nov. 10	Vancouver	4-3	W**	Feb. 17	@ New Jersey	1-4	L
Nov. 13	Tampa Bay	2-1	W	Feb. 19	@ Florida	2-4	L
Nov. 16	@ Winnipeg	2-1	W**	Feb. 21	@ Tampa Bay	1-2	O**
Nov. 17	@ Minnesota	3-2	W	Feb. 23	Washington	5-2	W
Nov. 19	@ Pittsburgh	5-4	W*	Feb. 25	@ Toronto	3-5	L
Nov. 21	Philadelphia	5-2	W	Feb. 26	@ Philadelphia	2-5	L
Nov. 23	Montreal	3-2	W*	Mar. 1	Pittsburgh	4-3	W*
Nov. 24	@ Detroit	3-2	W**	Mar. 2	@ Toronto	2-5	L
Nov. 27	San Jose	3-2	W*	Mar. 4	Edmonton	3-4	L
Nov. 29	@ Tampa Bay	4-5	L	Mar. 7	@ Chicago	4-5	O**
Nov. 30	@ Florida	2-3	O*	Mar. 9	@ Colorado	0-3	L
Dec. 3	@ Nashville	1-2	L	Mar. 12	Dallas	0-2	L
Dec. 4	Toronto	3-4	O*	Mar. 14	Pittsburgh	0-5	L
Dec. 8	Philadelphia	6-2	L	Mar. 16	@ Carolina	2-4	L
Dec. 11	Los Angeles	4-3	W*	Mar. 17	St. Louis	4-3	W**
Dec. 13	Arizona	3-1	W	Mar. 20	Toronto	2-4	L
Dec. 15	@ Washington	3-4	O**	Mar. 23	@ Montreal	4-7	L
Dec. 16	@ Boston	4-2	W	Mar. 25	@ New Jersey	1-3	L
Dec. 18	Florida	2-5	L	Mar. 26	@ Ottawa	0-4	L
Dec. 21	@ Washington	1-2	L	Mar. 28	Detroit	4-5	O*
Dec. 22	Anaheim	3-0	W	Mar. 30	@ NY Islanders	1-5	L
Dec. 27	@ St. Louis	1-4	L	Mar. 31	Columbus	0-4	L
Dec. 29	Boston	2-3	O*	Apr. 2	Nashville	2-3	L
Dec. 31	NY Islanders	1-3	L	Apr. 4	Ottawa	5-2	W
Jan. 3	Florida	4-3	W	Apr. 6	@ Detroit	7-1	W

* - overtime decision ** - shootout decision

* - overtime decision ** - shootout decision

2017-18 REGULAR-SEASON SCORING													
NO.	PLAYER	GP	G	A	PTS	+/-	PIM	PP	SH	GW	OTSHOTS	SV%	
15	Jack Eichel	67	25	39	64	-25	32	3	0	4	1	246	10.2
90	Ryan O'Reilly	81	24	37	61	-23	2	15	0	3	1	230	10.4
23	Sam Reinhart	82	25	25	50	-24	26	12	0	5	0	188	13.3
21	Kyle Okposo	76	15	29	44	-34	40	6	0	2	0	161	9.3
55	Rasmus Ristolainen	73	6	35	41	-25	48	1	0	1	1	182	3.3
9	Evander Kane	61	20	20	40	-14	57	3	3	2	0	227	8.8
29	Jason Pominville	82	16	18	34	-17	8	5	0	1	1	168	9.5
71	Evan Rodrigues	48	7	18	25	-10	14	1	0	0	0	91	7.7
6	Marco Scandella	82	5	17	22	-15	37	0	0	1	1	138	3.6
67	Benoit Pouliot	74	13	6	19	-8	22	1	2	4	0	83	15.7
22	Johan Larsson	80	4	13	17	-30	49	0	1	0	0	86	4.7
28	Zemgus Girgensons	71	7	8	15	-12	26	0	2	0	0	113	6.2
20	Scott Wilson	49	6	8	14	-17	8	0	0	0	0	85	7.1
19	Jake McCabe	53	3	9	12	-11	26	1	0	0	0	53	5.7
93	Victor Antipin*	47	0	10	10	-9	18	0	0	0	0	40	0.0
82	Nathan Beaulieu	59	1	8	9	-19	36	0	0	0	0	67	1.5
17	Jordan Nolan	69	4	4	8	-13	69	0	0	0	0	50	8.0
8	Casey Nelson	37	3	5	8	-14	8	0	1	0	0	48	6.3
13	Nicholas Baptiste*	33	4	2	6	-4	14	0	0	1	0	45	8.9
37	Casey Mittelstadt*	6	1	4	5	1	2	1	0	0	0	9	11.1
45	Brendan Guhle*	18	0	5	5	-6	10	0	0	0	0	37	0.0
95	Justin Bailey	12	3	1	4	-2	2	0	0	0	0	19	15.8
10	Jacob Josefson	39	2	2	4	-4	6	0	0	0	0	35	5.7
25	Seth Griffith	21	2	1	3	-6	6	0	0	0	0	15	13.3
41	Justin Falk	46	1	1	2	-16	28	0	0	0	0	36	2.8
4	Josh Gorges	34	0	2	2	-4	17	0	0	0	0	15	0.0
92	Alexander Nylander*	3	1	0	1	-3	0	0	0	0	0	2	50.0
27	Taylor Fedun	7	0	1	1	-1	2	0	0	0	0	8	0.0
47	Zach Bogosian	18	0	1	1	-9	20	0	0	0	0	29	0.0
32	Adam Wilcox*	1	0	0	0	0	0	0	0	0	0	0	0.0
65	Danny O'Regan*	2	0	0	0	1	0	0	0	0	0	0	0.0
38	Zach Redmond	3	0	0	0	1	2	0	0	0	0	7	0.0
24	Hudson Fasching	5	0	0	0	-1	2	0	0	0	0	1	0.0
35	Linus Ullmark*	5	0	0	0	0	0	0	0	0	0	0	0.0
51	Kyle Crisculo*	9	0	0	0	-4	4	0	0	0	0	5	0.0
26	Matt Moulson	14	0	0	0	-9	2	0	0	0	0	13	0.0
5	Matt Tennyson	15	0	0	0	-8	8	0	0	0	0	25	0.0
31	Chad Johnson	36	0	0	0	0	0	0	0	0	0	0	0.0
40	Robin Lehner	53	0	0	0	0	2	0	0	0	0	0	0.0
NO.	GOALTENDER	GP	MIN	GAA	W	L	T	EN	SO	GA	SA	SV%	
40	Robin Lehner	53	2852:01	3.01	14	26	9	10	3	143	1560	.908	
31	Chad Johnson	36	1773:32	3.55	10	16	3	7	0	105	962	.891	
35	Linus Ullmark*	5	240:18	2.00	1	2	0	3	0	8	123	.935	
32	Adam Wilcox	1	38:39	0.00	0	1	0	1	0	0	14	1.000	
GOALTENDER TOTALS			4904:30	3.13	25	45	12	21	3	256	2659	.904	

* - rookie

2018-19 REGULAR-SEASON SCORING													
NO.	PLAYER	GP	G	A	PTS	+/-	PIM	PP	SH	GW	OTSHOTS	SV%	
9	Jack Eichel	77	28	54	82	-11	26	8	0	2	2	303	9.2
23	Sam Reinhart	82	22	43	65	-10	16	2	0	1	0	180	12.2
53	Jeff Skinner	82	40	23	63	0	36	8	0	7	3	268	14.9
26	Rasmus Dahlin*	82	9	35	44	-13	34	5	0	4	0	177	5.1
55	Rasmus Ristolainen	78	5	38	43	-41	38	1	0	2	1	182	2.7
43	Conor Sheary	78	14	20	34	-18	12	4	0	3	1	147	9.5
29	Jason Pominville	73	16	15	31	-4	4	1	0	3	0	134	11.9
21	Kyle Okposo	78	14	15	29	-9	41	7	0	2	0	147	9.5
71	Evan Rodrigues	74	9	20	29	-7	25	2	0	1	0	168	5.4
37	Casey Mittelstadt*	77	12	13	25	-19	10	3	0	1	0	118	10.2
4	Zach Bogosian	65	3	16	19	-5	52	0	1	0	0	93	3.2
28	Zemgus Girgensons	72	5	13	18	-11	17	0	0	0	0	78	6.4
22	Johan Larsson	73	6	8	14	-8	37	0	1	0	0	79	7.6
19	Jake McCabe	59	4	10	14	-4	35	0	1	0	0	64	6.3
6	Marco Scandella	63	6	7	13	-13	26	0	0	1	0	83	7.2
17	Vladimir Sobotka	69	5	8	13	-20	26	0	0	0	0	71	7.0
72	Tage Thompson	65	7	5	12	-22	20	1	0	0	0	108	6.5
62	Brandon Montour	20	3	7	10	-4	16	1	0	0	0	55	5.5
82	Nathan Beaulieu	30	3	4	7								



All-Time Home & Away Records

RECORD BOOK



HOME							
YEAR	GP	W	L	T/OTL	GF	GA	PTS
1970-71	39	16	13	10	119	123	42
1971-72	39	11	19	9	110	127	31
1972-73	39	30	6	3	162	80	63
1973-74	39	23	10	6	142	99	52
1974-75	40	28	6	6	199	113	62
1975-76	40	28	7	5	197	106	61
1976-77	40	27	8	5	165	101	59
1977-78	40	25	7	8	142	86	58
1978-79	40	19	13	8	150	130	46
1979-80	40	27	5	8	180	95	62
1980-81	40	21	7	12	177	111	54
1981-82	40	23	8	9	179	128	55
1982-83	40	25	7	8	189	124	58
1983-84	40	25	9	6	168	119	56
1984-85	40	23	10	7	164	116	53
1985-86	40	23	16	1	169	147	47
1986-87	40	18	18	4	153	144	40
1987-88	40	19	14	7	144	138	45
1988-89	40	25	12	3	167	141	53
1989-90	40	27	11	2	160	121	56
1990-91	40	15	13	12	157	129	42
1991-92	40	22	13	5	158	133	49
1992-93	42	25	15	2	190	145	52
1993-94	42	22	17	3	140	107	47
1994-95	24	15	8	1	80	58	31
1995-96	41	19	17	5	125	111	43
1996-97	41	24	11	6	139	107	54
1997-98	41	20	13	8	113	82	48
1998-99	41	23	12	6	117	88	52
1999-00	41	21	14	6	112	98	48
2000-01	41	26	12	3	120	89	55
2001-02	41	20	16	5	111	93	45
2002-03	41	18	16	7	112	106	43
2003-04	41	21	13	7	126	108	49
2005-06	41	27	11	3	151	109	57
2006-07	41	28	10	3	161	122	59
2007-08	41	20	15	6	139	118	46
2008-09	41	23	15	3	123	111	49
2009-10	41	25	10	6	122	92	56
2010-11	41	21	16	4	123	110	46
2011-12	41	21	12	8	121	105	50
2012-13	24	11	10	3	58	70	25
2013-14	41	13	21	7	85	119	33
2014-15	41	14	22	5	79	117	33
2015-16	41	16	19	6	96	109	38
2016-17	41	20	15	6	106	108	46
2017-18	41	11	25	5	91	137	27
2018-19	41	21	15	5	119	129	47

AWAY							
GP	W	L	T/OTL	GF	GA	PTS	
39	8	26	5	98	168	21	
39	5	24	10	93	162	20	
39	7	21	11	95	139	25	
39	9	24	6	100	151	24	
40	21	10	9	155	127	51	
40	18	14	8	142	134	44	
40	21	16	3	136	119	45	
40	19	12	9	146	129	47	
40	17	15	8	130	133	42	
40	20	12	8	138	106	48	
40	18	13	9	150	139	45	
40	16	18	6	128	145	38	
40	13	22	5	129	161	31	
40	23	16	1	147	138	47	
40	15	18	7	126	121	37	
40	14	21	5	127	144	33	
40	10	26	4	127	164	24	
40	18	18	4	139	167	40	
40	13	23	4	124	158	30	
40	18	16	6	126	127	42	
40	16	17	7	135	149	39	
40	9	24	7	131	166	25	
42	13	21	8	145	152	34	
42	21	15	6	142	111	48	
24	7	11	6	50	61	20	
41	14	25	2	122	151	30	
41	16	19	6	98	101	38	
41	16	16	9	98	105	41	
41	14	16	11	90	87	39	
41	14	18	9	101	106	37	
41	20	18	3	98	95	43	
41	15	19	7	102	107	37	
41	9	21	11	78	113	29	
41	16	21	4	94	113	36	
41	25	13	3	125	125	53	
41	25	12	4	137	116	54	
41	19	16	6	112	115	44	
41	18	17	6	119	118	42	
41	20	17	4	109	109	44	
41	22	13	6	117	118	50	
41	18	20	3	90	118	39	
24	10	11	3	60	69	23	
41	8	30	3	65	124	19	
41	9	29	3	74	152	21	
41	19	17	5	103	106	43	
41	13	22	6	93	123	32	
41	14	20	7	107	141	35	
41	12	24	5	102	139	29	

TOTALS 1,910 1,025 612 273 6,610 5,359 2,323

1,910 735 887 288 5,453 6,122 1,758

Note: GF/GA totals do not include team shootout goals.



All-Time Records by Opponents

RECORD BOOK



ALL-TIME RECORD BY OPPONENT

TEAM	GP	W	L	OTL/T	GF	GA	PTS
Anaheim	38	20	14	4	105	90	44
Arizona	80	48	23	9	281	210	105
Boston	293	125	123	45	922	940	295
Calgary	109	53	37	19	378	337	125
Carolina	204	102	75	27	688	601	231
Chicago	123	54	52	17	382	370	125
<i>Cleveland (defunct)</i>	46	25	13	8	191	139	58
Colorado	145	62	59	24	489	498	148
Columbus	32	12	17	3	84	98	27
Dallas	124	56	51	17	384	368	129
Detroit	141	63	59	19	466	459	145
Edmonton	77	26	40	11	244	275	63
Florida	100	49	42	9	274	260	107
Los Angeles	125	61	45	19	457	385	141
Minnesota	24	11	12	1	56	74	23
Montreal	283	129	113	41	825	868	299
Nashville	27	10	13	4	68	81	24
New Jersey	157	76	55	26	496	449	178
NY Islanders	171	82	65	24	508	489	188
NY Rangers	183	82	66	35	577	569	199
Ottawa	141	69	52	20	395	366	158
Philadelphia	179	69	86	24	523	573	162
Pittsburgh	191	67	81	43	612	629	177
San Jose	41	25	10	6	146	115	56
St. Louis	120	47	56	17	358	401	111
Tampa Bay	102	55	38	9	300	270	119
Toronto	214	115	72	27	758	605	257
Vancouver	122	50	53	19	400	402	119
Vegas	4	1	1	2	10	13	4
Washington	161	89	51	21	556	428	199
Winnipeg	63	27	25	11	205	188	65

Note: GF and GA totals include team goals awarded in shootout wins.



All-Time Records by Opponents RECORD BOOK



HOME RECORD							
TEAM	GP	W	L	OTL/T	GF	GA	PTS
Anaheim	19	§9	6	4	54	48	22
Arizona	41	26	8	7	157	103	59
Boston	148	74	50	24	500	427	172
Calgary	54	33	14	7	213	152	73
Carolina	101	58	33	10	388	293	126
Chicago	62	35	19	8	222	168	78
<i>Cleveland (defunct)</i>	23	13	5	5	94	63	31
Colorado	72	38	23	11	270	237	87
Columbus	17	7	9	1	43	48	15
Dallas	61	33	17	11	212	166	77
Detroit	69	38	20	11	263	205	87
Edmonton	39	15	16	8	133	133	38
Florida	51	28	19	4	143	122	60
Los Angeles	62	36	17	9	254	173	81
Minnesota	12	3	8	1	25	42	7
Montreal	141	74	40	27	422	374	175
Nashville	13	1	8	4	30	47	6
New Jersey	79	41	27	†11	268	231	93
NY Islanders	86	46	28	12	278	240	104
NY Rangers	93	49	29	†15	340	284	113
Ottawa	69	38	23	8	213	166	84
Philadelphia	88	44	34	10	291	254	98
Pittsburgh	95	42	#31	‡22	327	269	106
San Jose	21	18	2	1	86	55	37
St. Louis	61	32	23	6	216	189	70
Tampa Bay	50	26	19	5	146	141	57
Toronto	108	70	29	9	417	285	149
Vancouver	61	32	*21	8	216	179	72
Vegas	2	1	0	1	5	4	3
Washington	80	48	†23	9	296	206	105
Winnipeg	32	17	11	4	124	90	38

* - includes one game played in Hamilton, Ontario # - includes one game played in Sacramento, California † - includes one game played in Rochester, New York

‡ - includes 2008 Winter Classic played in Orchard Park, New York § - includes 2011 NHL Premiere game played in Helsinki, Finland

†1 - includes 2018 Winter Classic played in Queens, New York

Note: GF and GA totals include team goals awarded in shootout wins.



All-Time Records by Opponents RECORD BOOK



ROAD RECORD							
TEAM	GP	W	L	OTL/T	GF	GA	PTS
Anaheim	19	11	8	0	51	42	22
Arizona	39	22	15	2	124	107	46
Boston	145	51	73	21	422	513	123
Calgary	55	20	23	12	165	185	52
Carolina	103	44	42	17	300	308	105
Chicago	61	19	33	9	160	202	47
<i>Cleveland</i> (defunct)	23	12	8	3	97	76	27
Colorado	73	24	36	13	219	261	61
Columbus	15	5	8	2	41	50	12
Dallas	63	23	34	6	172	202	52
Detroit	72	25	39	8	203	254	58
Edmonton	38	11	24	3	111	142	25
Florida	49	21	23	5	131	138	47
Los Angeles	63	‡25	28	10	203	212	60
Minnesota	12	8	4	0	31	32	16
Montreal	142	55	73	14	403	494	124
Nashville	14	9	5	0	38	34	18
New Jersey	78	35	*28	15	228	218	85
NY Islanders	85	36	37	#12	230	249	84
NY Rangers	90	33	37	20	237	285	86
Ottawa	72	31	29	12	182	200	74
Philadelphia	91	25	52	14	232	319	64
Pittsburgh	96	25	50	21	285	360	71
San Jose	20	7	8	5	60	60	19
St. Louis	59	15	33	11	142	212	41
Tampa Bay	52	29	†19	4	154	129	62
Toronto	106	45	43	18	341	320	108
Vancouver	61	18	32	11	184	223	47
Vegas	2	0	1	1	5	9	1
Washington	81	41	28	12	260	222	94
Winnipeg	31	10	14	7	81	98	27

* - includes one game played in Hamilton, Ontario # - includes one game played in Minneapolis, Minnesota
 † - includes one game played in Orlando, Florida ‡ - includes 2011 NHL Premiere game played in Berlin, Germany
 Note: GF and GA totals include team goals awarded in shootout wins.



Last 10 Games vs. Opponents

RECORD BOOK



OVERALL | MOST TO LEAST RECENT

Team	1	2	3	4	5	6	7	8	9	10	Record
Anaheim Ducks	W	W	O	W	W	L	L	W	L	L	5-4-1
Arizona Coyotes	W	W	L	W	W	L	W	W	W	O	7-2-1
Boston Bruins	L	O	W	L	W	W	L	W	L	L	4-5-1
Calgary Flames	W	O	L	W	W	O	W	L	L	W	5-3-2
Carolina Hurricanes	L	O	L	L	O	L	L	L	O	W	1-6-3
Chicago Blackhawks	O	L	W	O	L	O	L	O	L	L	1-5-4
Colorado Avalanche	L	L	L	W	L	W	W	L	L	L	3-7-0
Columbus Blue Jackets	L	W	O	W	L	L	L	W	L	L	3-6-1
Dallas Stars	L	L	L	L	L	W	L	L	L	W	2-8-0
Detroit Red Wings	W	O	W	W	L	W	L	W	W	W	7-2-1
Edmonton Oilers	L	L	W	W	W	W	O	L	L	L	4-5-1
Florida Panthers	L	W	L	O	L	L	L	L	L	W	2-7-1
Los Angeles Kings	W	W	L	L	L	W	L	W	W	L	5-5-0
Minnesota Wild	W	W	L	L	W	L	O	W	L	L	4-5-1
Montreal Canadiens	L	W	W	W	L	L	O	O	W	L	4-4-2
Nashville Predators	L	L	W	L	O	W	W	L	L	O	3-5-2
New Jersey Devils	L	L	W	L	W	L	L	L	O	W	3-6-1
New York Islanders	L	W	L	W	O	L	L	L	W	W	4-5-1
New York Rangers	L	L	W	L	L	O	O	W	W	W	4-4-2
Ottawa Senators	W	L	W	L	L	W	O	W	W	W	6-3-1
Philadelphia Flyers	L	L	W	L	W	L	L	W	O	L	3-6-1
Pittsburgh Penguins	L	W	W	L	L	O	L	L	W	O	3-5-2
San Jose Sharks	W	L	L	L	L	W	W	O	W	W	5-4-1
St. Louis Blues	W	L	L	O	W	L	L	O	L	L	2-6-2
Tampa Bay Lightning	O	L	L	W	L	W	W	L	L	O	3-5-2
Toronto Maple Leafs	L	L	L	O	L	W	L	W	L	W	3-6-1
Vancouver Canucks	L	W	W	L	L	L	L	W	W	L	4-6-0
Vegas Golden Knights	L	W	O	O							1-1-2
Washington Capitals	W	L	O	L	L	W	L	O	L	W	3-5-2
Winnipeg Jets	L	W	L	L	W	W	W	W	L	L	5-5-0

HOME | MOST TO LEAST RECENT

Team	1	2	3	4	5	6	7	8	9	10	Record
Anaheim Ducks	W	O	L	W	L	L	W	W	L	W	5-4-1
Arizona Coyotes	W	L	W	W	O	W	L	W	W	O	6-2-2
Boston Bruins	O	L	W	L	L	L	O	L	O	L	1-6-3
Calgary Flames	O	L	W	W	W	O	W	W	W	W	7-1-2
Carolina Hurricanes	O	O	L	L	W	W	W	W	L	L	4-4-2
Chicago Blackhawks	L	W	L	O	L	L	L	W	W	T	3-5-2
Colorado Avalanche	L	L	W	W	L	L	O	O	L	W	3-5-2
Columbus Blue Jackets	L	W	L	W	L	W	L	O	L	W	4-5-1
Dallas Stars	L	L	W	L	W	L	W	W	W	W	6-4-0
Detroit Red Wings	O	W	L	W	W	O	L	L	L	W	4-4-2
Edmonton Oilers	L	W	W	O	L	L	W	W	W	L	5-4-1
Florida Panthers	W	L	L	L	W	W	L	L	L	W	4-6-0
Los Angeles Kings	W	L	W	W	W	W	W	W	W	W	9-1-0
Minnesota Wild	W	L	L	O	L	L	W	L	L	L	2-7-1
Montreal Canadiens	W	W	L	O	W	L	O	W	L	W	5-3-2
Nashville Predators	L	L	O	L	O	L	O	L	W	L	1-6-3
New Jersey Devils	W	L	L	O	L	L	L	W	W	W	4-5-1
New York Islanders	W	L	W	L	W	L	L	W	O	W	5-4-1
New York Rangers	L	W	O	O	W	L	L	L	L	L	2-6-2
Ottawa Senators	W	W	L	W	W	O	W	L	L	W	6-3-1
Philadelphia Flyers	L	W	W	L	W	W	L	L	L	W	5-5-0
Pittsburgh Penguins	L	W	L	L	W	L	L	W	L	L	2-8-0
San Jose Sharks	W	L	W	O	W	W	L	W	W	L	7-2-1
St. Louis Blues	W	L	W	L	L	L	L	W	L	L	3-7-0
Tampa Bay Lightning	L	W	W	L	O	L	L	L	L	W	3-6-1
Toronto Maple Leafs	L	O	L	W	L	W	L	W	W	W	5-4-1
Vancouver Canucks	W	L	L	W	W	L	W	W	W	L	6-4-0
Vegas Golden Knights	W	O									1-0-1
Washington Capitals	W	L	W	L	W	L	O	O	W	O	4-3-3
Winnipeg Jets	L	L	W	W	L	W	L	L	O	W	4-5-1



Last 10 Games vs. Opponents

RECORD BOOK



ROAD MOST TO LEAST RECENT											
Team	1	2	3	4	5	6	7	8	9	10	Record
Anaheim Ducks	W	W	W	L	L	L	W	L	L	L	4-6-0
Arizona Coyotes	W	W	L	W	W	W	W	W	W	L	8-2-0
Boston Bruins	L	W	W	W	L	L	O	W	W	O	5-3-2
Calgary Flames	W	W	O	L	L	L	L	L	L	W	3-6-1
Carolina Hurricanes	L	L	L	L	O	W	L	W	L	L	2-7-1
Chicago Blackhawks	O	O	O	L	L	L	L	L	L	W	1-6-3
Colorado Avalanche	L	W	L	L	L	L	O	O	W	W	3-5-2
Columbus Blue Jackets	W	O	L	L	L	W	L	W	W	L	4-5-1
Dallas Stars	L	L	L	L	L	L	L	W	W	L	2-8-0
Detroit Red Wings	W	W	W	L	W	W	L	W	O	L	6-3-1
Edmonton Oilers	L	W	W	L	L	W	W	W	W	L	6-4-0
Florida Panthers	L	O	L	L	L	O	W	L	L	L	1-7-2
Los Angeles Kings	W	L	L	L	L	L	W	O	L	W	6-2-1
Minnesota Wild	W	L	W	W	L	L	W	W	W	L	6-4-0
Montreal Canadiens	L	W	L	O	L	W	L	W	W	W	5-4-1
Nashville Predators	L	W	W	W	L	L	W	W	W	L	6-4-0
New Jersey Devils	L	L	W	L	L	W	O	L	O	O	2-5-3
New York Islanders	L	O	L	L	W	W	L	L	W	W	4-5-1
New York Rangers	L	L	L	W	W	L	L	L	L	O	2-7-1
Ottawa Senators	L	L	W	O	W	W	W	O	W	L	5-3-2
Philadelphia Flyers	L	L	L	O	L	W	W	L	L	L	2-7-1
Pittsburgh Penguins	W	L	O	L	O	L	L	L	L	W	2-6-2
San Jose Sharks	L	L	L	W	W	W	W	W	L	W	6-4-0
St. Louis Blues	L	O	L	O	L	L	L	W	O	O	1-5-4
Tampa Bay Lightning	O	L	L	W	L	L	W	L	L	L	2-7-1
Toronto Maple Leafs	L	L	L	W	W	L	L	W	O	L	3-6-1
Vancouver Canucks	L	W	L	L	L	L	W	L	L	L	2-8-0
Vegas Golden Knights	L	O									0-1-1
Washington Capitals	L	O	L	O	L	L	L	W	W	L	2-6-2
Winnipeg Jets	W	L	W	W	L	L	L	L	L	O	3-6-1





Record by Day of the Week

RECORD BOOK



2001-02 SEASON			
Day	No.	Record	Pts
Sunday	9	6-2-1	13
Monday	6	2-4-0	4
Tuesday	14	4-5-5	13
Wednesday	10	5-3-2	12
Thursday	9	3-6-0	6
Friday	16	8-7-1	17
Saturday	18	7-9-2	16

2002-03 SEASON			
Day	No.	Record	Pts
Sunday	5	1-2-2	4
Monday	7	1-5-1	3
Tuesday	15	3-9-3	9
Wednesday	9	5-3-1	11
Thursday	9	2-5-2	6
Friday	14	7-5-2	16
Saturday	23	8-15-0	16

2003-04 SEASON			
Day	No.	Record	Pts
Sunday	3	2-1-0	4
Monday	9	4-5-0	8
Tuesday	8	3-4-1	7
Wednesday	16	8-5-3	19
Thursday	10	3-7-0	6
Friday	15	11-4-0	22
Saturday	21	6-12-3	15

2005-06 SEASON			
Day	No.	Record	Pts
Sunday	7	5-1-1	11
Monday	6	4-1-1	9
Tuesday	10	9-0-1	19
Wednesday	11	6-5-0	12
Thursday	16	10-3-3	23
Friday	12	7-5-0	14
Saturday	20	11-9-0	22

2006-07 SEASON			
Day	No.	Record	Pts
Sunday	4	2-1-1	5
Monday	5	4-1-0	8
Tuesday	11	9-1-1	19
Wednesday	10	7-3-0	14
Thursday	12	10-2-0	20
Friday	15	11-3-1	23
Saturday	25	10-12-1	21

2007-08 SEASON			
Day	No.	Record	Pts
Sunday	5	2-3-0	4
Monday	7	2-3-2	6
Tuesday	8	5-1-2	12
Wednesday	17	10-7-0	20
Thursday	9	4-3-2	10
Friday	18	7-7-4	18
Saturday	18	9-7-2	20

2008-09 SEASON			
Day	No.	Record	Pts
Sunday	1	0-1-0	0
Monday	9	4-4-1	9
Tuesday	8	4-4-0	8
Wednesday	14	8-5-1	17
Thursday	9	5-3-1	11
Friday	16	10-5-1	21
Saturday	24	10-9-5	25

2009-10 SEASON			
Day	No.	Record	Pts
Sunday	5	4-1-0	8
Monday	8	5-3-0	10
Tuesday	7	3-3-1	7
Wednesday	16	10-6-0	20
Thursday	8	4-2-2	10
Friday	15	10-4-1	21
Saturday	23	9-8-6	24

2010-11 SEASON			
Day	No.	Record	Pts
Sunday	7	4-1-2	10
Monday	3	1-2-0	2
Tuesday	16	9-5-2	20
Wednesday	10	5-4-1	11
Thursday	9	6-1-2	14
Friday	15	7-7-1	15
Saturday	22	11-9-2	24

2011-12 SEASON			
Day	No.	Record	Pts
Sunday	1	1-0-0	2
Monday	6	4-2-0	8
Tuesday	14	8-5-1	17
Wednesday	12	4-4-4	12
Thursday	8	3-5-0	6
Friday	17	10-6-1	22
Saturday	24	9-10-5	23

2012-13 SEASON			
Day	No.	Record	Pts
Sunday	11	3-7-1	7
Monday	2	1-1-0	2
Tuesday	12	5-6-1	11
Wednesday	1	1-0-0	2
Thursday	9	4-3-2	10
Friday	5	3-2-0	6
Saturday	8	4-2-2	10

2013-14 SEASON			
Day	No.	Record	Pts
Sunday	8	2-5-1	5
Monday	6	1-5-0	2
Tuesday	17	7-8-2	16
Wednesday	6	1-4-1	3
Thursday	19	4-14-1	9
Friday	9	4-4-1	9
Saturday	17	2-11-4	8

2014-15 SEASON			
Day	No.	Record	Pts
Sunday	6	1-3-2	4
Monday	7	3-3-1	7
Tuesday	17	7-9-1	15
Wednesday	6	1-3-2	4
Thursday	13	3-8-2	8
Friday	11	1-10-0	2
Saturday	22	7-15-0	14

2015-16 SEASON			
Day	No.	Record	Pts
Sunday	5	3-2-0	6
Monday	9	4-5-0	8
Tuesday	15	6-5-4	16
Wednesday	7	2-4-1	5
Thursday	14	4-8-2	10
Friday	12	7-5-0	14
Saturday	20	9-7-4	22

2016-17 SEASON			
Day	No.	Record	Pts
Sunday	8	2-6-0	4
Monday	8	4-3-1	9
Tuesday	21	10-7-4	24
Wednesday	3	1-0-2	4
Thursday	16	3-11-2	8
Friday	9	3-5-1	7
Saturday	17	10-5-2	22

2017-18 SEASON			
Day	No.	Record	Pts
Sunday	5	2-2-1	5
Monday	9	3-5-1	7
Tuesday	13	6-4-3	15
Wednesday	7	1-5-1	3
Thursday	15	6-7-2	14
Friday	13	3-8-2	8
Saturday	20	4-14-2	10

2018-19 SEASON			
Day	No.	Record	Pts
Sunday	7	3-4-0	6
Monday	8	2-6-0	4
Tuesday	16	7-7-2	16
Wednesday	4	2-2-0	4
Thursday	16	5-7-4	14
Friday	9	3-5-1	7
Saturday	22	11-8-3	25





Record by Month

RECORD BOOK



2001-02 SEASON			
Month	No.	Record	Pts
October	13	5-7-1	11
November	14	6-7-1	13
December	13	4-7-2	10
January	13	7-5-1	15
February	5	1-2-2	4
March	17	8-7-2	18
April	7	4-1-2	10

2002-03 SEASON			
Month	No.	Record	Pts
October	10	3-5-2	8
November	13	1-10-2	4
December	14	4-9-1	9
January	13	7-4-2	16
February	13	4-8-1	9
March	16	7-8-1	15
April	3	1-1-1	3

2003-04 SEASON			
Month	No.	Record	Pts
October	11	6-5-0	12
November	14	5-7-2	12
December	13	4-8-1	9
January	16	8-6-2	18
February	11	5-5-1	11
March	15	9-5-1	19
April	2	0-2-0	0

2005-06 SEASON			
Month	No.	Record	Pts
October	11	7-4-0	14
November	14	8-5-1	17
December	14	11-2-1	23
January	11	6-4-1	13
February	6	4-0-2	10
March	17	9-7-1	19
April	9	7-2-0	14

2006-07 SEASON			
Month	No.	Record	Pts
October	11	10-0-1	21
November	13	9-3-1	19
December	14	9-4-1	19
January	14	6-7-1	13
February	11	8-2-1	17
March	15	8-5-2	18
April	4	3-1-0	6

2007-08 SEASON			
Month	No.	Record	Pts
October	10	5-5-0	10
November	13	6-6-1	13
December	14	8-5-1	17
January	13	4-5-4	12
February	15	8-4-3	19
March	14	6-5-3	15
April	3	2-1-0	4

2008-09 SEASON			
Month	No.	Record	Pts
October	10	6-2-2	14
November	13	5-7-1	11
December	14	6-6-2	14
January	13	9-4-0	18
February	13	5-6-2	12
March	12	6-5-1	13
April	7	4-2-1	9

2009-10 SEASON			
Month	No.	Record	Pts
October	11	8-2-1	17
November	13	7-5-1	15
December	15	9-4-2	20
January	14	8-3-3	19
February	7	1-4-2	4
March	16	10-5-1	21
April	6	2-4-0	4

2010-11 SEASON			
Month	No.	Record	Pts
October	12	3-7-2	8
November	13	6-6-1	13
December	12	6-5-1	13
January	12	8-3-1	17
February	12	6-4-2	22
March	16	10-4-2	22
April	5	4-0-1	9

2011-12 SEASON			
Month	No.	Record	Pts
October	10	6-4-0	12
November	14	7-6-1	15
December	14	4-7-3	11
January	12	4-7-1	9
February	13	7-3-3	17
March	16	10-4-2	22
April	3	1-1-1	3

2012-13 SEASON			
Month	No.	Record	Pts
October			
November			
December			
January	7	3-3-1	7
February	14	5-9-0	10
March	15	5-5-5	15
April	12	8-4-0	16

2013-14 SEASON			
Month	No.	Record	Pts
October	15	2-12-1	5
November	13	4-8-1	9
December	12	5-5-2	12
January	13	4-5-4	12
February	7	3-4-0	6
March	14	2-11-1	5
April	8	1-6-1	3

2014-15 SEASON			
Month	No.	Record	Pts
October	11	2-8-1	5
November	13	6-6-1	13
December	14	6-7-1	13
January	12	0-12-0	0
February	13	5-6-2	12
March	13	2-8-3	7
April	6	2-4-0	4

2015-16 SEASON			
Month	No.	Record	Pts
October	11	4-7-0	8
November	13	6-5-2	14
December	14	5-7-2	12
January	12	5-7-0	10
February	13	5-5-3	13
March	15	7-4-4	18
April	4	3-1-0	6

2016-17 SEASON			
Month	No.	Record	Pts
October	8	3-3-2	8
November	14	5-6-3	13
December	14	5-6-3	13
January	13	7-5-1	15
February	14	6-6-2	14
March	14	6-7-1	13
April	5	1-4-0	2

2017-18 SEASON			
Month	No.	Record	Pts
October	12	3-7-2	8
November	13	3-8-2	8
December	13	4-5-4	12
January	12	4-7-1	9
February	14	6-6-2	14
March	14	5-8-1	11
April	4	0-4-0	0

2018-19 SEASON			
Month	No.	Record	Pts
October	12	6-4-2	14
November	15	11-3-1	23
December	13	4-6-3	11
January	10	4-6-0	8
February	13	4-7-2	10
March	16	2-12-2	6
April	3	2-1-0	4





Record by Month RECORD BOOK



BEST AND WORST RECORDS BY MONTH

Month	Best (year)	Worst (Year)
October	10-0-1, 21 pts. (2006)	1-7-2, 4 pts. (1986)
November	12-1-3, 27 pts (1974)	1-10-2, 4 pts. (2002)
December	11-2-1, 23 pts. (2005)	3-8-2, 8 pts. (1970)
January	11-0-2, 24 pts. (1984)	0-12-0, 0 pts. (2015)
February	10-4-0, 20 pts. (1977) 9-2-2, 20 pts. (1978)	1-4-2, 4 pts. (2010)** 3-4-0, 6 pts. (2014)** 4-10-1, 9 pts. (1971) 3-6-3, 9 pts. (1972)
March	10-3-4, 24 pts. (1979)	2-11-1, 5 pts. (1996)
April	8-4-0, 16 pts. (2013)* 6-7-2, 14 pts. (1995)* 7-2-0, 14 pts. (2006)	0-1-0, 0 pts. (1983) 0-7-0, 0 pts. (1993) 0-2-0, 0 pts. (2004) 0-4-0, 0 pts. (2018)
May	2-0-0, 4 pts. (1995)*	

* Schedule affected by shortened season (48 games) ** Schedule affected by Olympics





The Last Time the Sabres... RECORD BOOK



THE LAST TIME THE SABRES...

RECORDED A HAT TRICK:

HOME: 2/23/19 vs. Washington (Sam Reinhart)
ROAD: 10/20/2018 at Los Angeles (Jeff Skinner)

SCORED TWO HAT TRICKS IN ONE GAME:

1/18/2008 vs. Atlanta (Drew Stafford & Derek Roy)

HAD A FOUR-GOAL GAME:

4/10/2010 at Ottawa (Thomas Vanek)

HAD A FIVE-GOAL GAME:

2/6/1986 at Boston (Dave Andreychuk)

ALLOWED A HAT TRICK:

HOME: 4/19/2013 vs. NY Rangers (Brad Richards)
ROAD: 10/18/2018 at San Jose (Logan Couture)

ALLOWED TWO HAT TRICKS IN ONE GAME:

11/22/1987 vs. Los Angeles (Bernie Nicholls & Bob Carpenter)

ALLOWED A FOUR-GOAL GAME:

11/2/2005 vs. Ottawa (Daniel Alfredsson & Martin Havlat)

ALLOWED A FIVE-GOAL GAME:

(Has never happened)

WON A HOME GAME IN OVERTIME:

3/1/2019 vs. Pittsburgh (Conor Sheary)

LOST A HOME GAME IN OVERTIME:

3/28/2019 vs. Detroit (Tyler Bertuzzi)

WON A ROAD GAME IN OVERTIME:

1/16/2019 at Calgary (Jack Eichel)

LOST A ROAD GAME IN OVERTIME:

11/30/2018 at Florida (Aleksander Barkov)

WON A HOME GAME IN A SHOOTOUT:

3/17/2019 vs. St. Louis (Sam Reinhart)

LOST A HOME GAME IN A SHOOTOUT:

3/10/2018 vs. Vegas (Erik Haula)

WON A ROAD GAME IN A SHOOTOUT:

11/24/2018 at Detroit (Sam Reinhart)

LOST A ROAD GAME IN A SHOOTOUT:

3/7/2019 at Chicago (Patrick Kane)

SHUT OUT AN OPPONENT AT HOME:

12/22/2018 vs. Anaheim (Linus Ullmark, 40 saves)

SHUT OUT OPPONENT ON THE ROAD:

10/13/2018 at Arizona (Linus Ullmark, 36 saves)

WERE SHUT OUT AT HOME:

3/31/2019 vs. Columbus (Sergei Bobrovsky, 38 saves)

WERE SHUT OUT ON THE ROAD:

3/26/2019 at Ottawa (Craig Anderson, 35 saves)

HAD TWO STRAIGHT SHUTOUTS:

1/23/2018 at Edmonton (Robin Lehner, 33 saves)

1/25/2018 at Vancouver (Robin Lehner, 30 saves)

WERE SHUT OUT IN TWO STRAIGHT GAMES:

3/12/2019 vs. Dallas (Ben Bishop, 35 saves)

3/14/2019 vs. Pittsburgh (Casey DeSmith, 26 saves)

WON A 1-0 GAME AT HOME:

10/24/2017 vs. Detroit (Robin Lehner, 32 saves)

WON A 1-0 GAME ON THE ROAD:

3/1/2012 at San Jose (Ryan Miller)

THE LAST TIME THE SABRES...

LOST A 1-0 GAME AT HOME:

2/3/2018 vs. St. Louis (Carter Hutton, 27 saves)

LOST A 1-0 GAME ON THE ROAD:

1/30/2019 at Dallas (Ben Bishop, 27 saves)

WON BY FIVE OR MORE GOALS:

HOME: 11/3/2018 (9-2 vs. Ottawa)

ROAD: 4/6/2019 (7-1 at Detroit)

LOST BY FIVE OR MORE GOALS:

HOME: 3/14/2019 (5-0 vs. Pittsburgh)

ROAD: 1/14/2019 (7-2 at Edmonton)

SCORED 10 OR MORE GOALS AT HOME:

1/18/2008 vs. Atlanta (10-1)

SCORED 10 OR MORE GOALS ON THE ROAD:

1/28/2009 at Edmonton (10-2)

ALLOWED 10 OR MORE GOALS AT HOME:

11/2/2005 vs. Ottawa (10-4)

ALLOWED 10 OR MORE GOALS ON THE ROAD:

3/12/1988 at Calgary (10-4)

RECORDED 20 OR MORE SHOTS IN A PERIOD:

3/25/2019 at New Jersey (23 – 3rd)

ALLOWED 20 OR MORE SHOTS IN A PERIOD:

3/23/2019 at Montreal (20 – 2nd)

SCORED FIVE GOALS IN A PERIOD:

HOME: 1/8/2019 vs. New Jersey (2nd)

ROAD: 3/31/2018 at Nashville (2nd)

RECORDED 50 OR MORE SHOTS:

10/29/2015 at Pittsburgh (53)

ALLOWED 50 OR MORE SHOTS:

12/8/2017 at Chicago (51)

SCORED A SHORTHANDED GOAL:

3/7/2019 at Chicago (Zach Bogosian)

SCORED A GOAL WHILE TWO MEN SHORT:

1/30/1990 at Quebec (Phil Housley)

SCORED TWO SHORTHANDED GOALS IN ONE GAME:

2/11/2018 vs Colorado (Benoit Pouliot & Casey Nelson)

SCORED THREE SHORTHANDED GOALS IN ONE GAME:

3/19/1998 vs. Florida (Michael Peca & Alexei Zhitnik [2])

ALLOWED A SHORTHANDED GOAL:

3/4/2019 vs. Edmonton (Leon Draisaitl)

ALLOWED A SHORTHANDED GOAL WITH A TWO-MAN ADVANTAGE:

10/20/2006 vs. Carolina (Mike Commodore)

ALLOWED TWO SHORTHANDED GOALS IN ONE GAME:

10/7/2017 at NY Islanders (Casey Cizikas & John Tavares)

ALLOWED THREE SHORTHANDED GOALS IN ONE GAME:

(Has never happened)

SCORED AN EMPTY NET GOAL:

HOME: 2/23/2019 vs. Washington (Sam Reinhart)

ROAD: 12/16/2018 at Boston (Jack Eichel)

ALLOWED AN EMPTY NET GOAL:

HOME: 3/21/2019 vs. Toronto (Zach Hyman)

ROAD: 3/25/2019 at New Jersey (Miles Wood)

SCORED ON A PENALTY SHOT:

2/12/2016 vs. Montreal (Marcus Foligno on Mike Condon)

WERE UNSUCCESSFUL ON A PENALTY SHOT:

12/22/2017 vs. Philadelphia (Evander Kane on Brian Elliott)



The Last Time the Sabres... RECORD BOOK



THE LAST TIME THE SABRES...

ALLOWED A GOAL ON A PENALTY SHOT:
12/18/2018 vs. Florida (Evgenii Dadonov on Carter Hutton)
STOPPED THE SHOOTER ON A PENALTY SHOT:
3/30/2019 (Anthony Beauvillier on Carter Hutton)

LAST FOUR-POINT GAME:
12/16/2018 at Boston, Jack Eichel (2+2)

LAST FIVE-POINT GAME:
3/31/2018 at Nashville, Jack Eichel (0+5)

LAST SIX-POINT GAME:
2/10/1993 at Winnipeg, Pat LaFontaine (1+5)

THE LAST TIME | LEADS AND DEFICITS

The Sabres trailed by two goals and won:
December 11, 2018 vs. Los Angeles (4-3 OT)

The Sabres trailed by three goals and won:
November 19, 2018 at Pittsburgh (5-4 OT)

The Sabres trailed by four goals and won:
January 21, 1989 at Boston (6-5, OT)

The Sabres trailed by five goals and won:
February 25, 1983 vs. Boston (7-6)

The Sabres led by two goals and lost:
March 4, 2019 vs. Edmonton (4-3)

The Sabres led by three goals and lost:
March 5, 2017 at Pittsburgh (4-3)

The Sabres led by four goals and lost:
March 12, 1988 at Calgary (10-4)

The Sabres led by five goals and lost:
(Has never happened)





RECORD BOOK



LONGEST WINNING STREAKS | SABRES STREAKS

Games	Dates
10	11/8/18 to 11/27/18
10	10/4/06 to 10/26/06
10	1/4/84 to 1/23/84
9	12/11/76 to 12/29/76
9	11/24/79 to 12/13/79

Note: Sabres won 15 straight over two seasons -- 4/8/06 to 10/26/06

LONGEST REGULATION LOSING STREAKS | SABRES STREAKS

Games	Dates
14	12/29/14 to 1/30/15
8	1/25/03 to 2/13/03
7	3/7/14 to 3/18/14
7	12/4/03 to 12/19/03
7	12/20/02 to 12/31/02
7	11/3/02 to 11/19/02

LONGEST POINT STREAKS | SABRES STREAKS

Games	Dates
14	3/6/80 to 4/6/80
13	1/4/84 to 1/29/84
13	1/21/98 to 3/2/98

LONGEST WINLESS STREAKS | SABRES STREAKS

Games	Dates
14	12/29/14 to 1/30/15
12	11/23/91 to 12/20/91
12	10/25/02 to 11/19/02
10	11/7/71 to 12/1/71
10	12/26/07 to 1/16/08

MOST CONSECUTIVES TIES | SABRES STREAKS

Games	Dates
4	12/22/77 to 1/1/78
4	1/9/81 to 1/16/81
4	2/26/82 to 3/6/82
4	12/9/84 to 12/16/84

WINNING STREAKS | THE LAST STREAKS

Games	Dates
5	3/19/12 to 3/27/12
6	12/27/09 to 1/8/10
7	12/4/06 to 12/19/06
8	3/3/06 to 3/16/06
9	11/24/79 to 12/13/79
10	11/8/18 to 11/27/18

REGULATION LOSING STREAKS | THE LAST STREAKS

Games	Dates
5	1/14/12 to 1/21/12
6	12/28/15 to 1/8/16
7	3/7/14 to 3/18/14
8	1/25/03 to 2/13/03
9	None
10+	12/29/14 to 1/30/15 (14 games)

POINT STREAKS | THE LAST STREAKS

Games	Dates
6	1/24/12 to 2/10/12
7	2/23/11 to 3/6/11
8	11/29/98 to 12/18/98
9	3/12/12 to 3/27/12
10	12/23/84 to 1/12/85
11	12/15/77 to 1/11/78
12	1/29/97 to 2/23/97
13	1/21/98 to 3/2/98
14	3/6/80 to 4/6/80

WINLESS STREAKS | THE LAST STREAKS

Games	Dates
6	11/7/16 to 11/17/16
7	3/2/19 to 3/16/19
8	3/20/19 to 4/2/19
9	None
10	12/26/07 to 1/16/08
11	None
12	11/23/91 to 12/20/91
13	None
14	12/29/14 to 1/30/15

Note: This column identifies the last streak of each exact corresponding number of games.





Sabres Season Openers RECORD BOOK



OPENER				HOME			ROAD		
Season	Date	Opponent	Score	Date	Opponent	Score	Date	Opponent	Score
1970-71	10/10/70	at PIT	2-1	10/15/70	vs. MTL	0-3	10/10/70	at PIT	2-1
1971-72	10/10/71	vs. PIT	2-1	10/10/71	vs. PIT	2-1	10/12/71	at STL	1-4
1972-73	10/8/72	vs. ATL	5-3	10/8/72	vs. ATL	5-3	10/14/72	at ATL	1-1
1973-74	10/10/73	at TOR	4-7	10/14/73	vs. VAN	3-1	10/10/73	at TOR	4-7
1974-75	10/10/74	vs. BOS	9-5	10/10/74	vs. BOS	9-5	10/12/74	at PHI	1-6
1975-76	10/9/75	vs. DET	4-0	10/9/75	vs. DET	4-0	10/18/75	at STL	5-3
1976-77	10/9/76	at DET	0-4	10/10/76	vs. MTL	3-1	10/9/76	at DET	0-4
1977-78	10/13/77	vs. NYI	3-2	10/13/77	vs. NYI	3-2	10/15/77	at TOR	5-2
1978-79	10/12/78	vs. NYI	2-2	10/12/78	vs. NYI	2-2	10/14/78	at MIN	5-2
1979-80	10/11/79	vs. WSH	6-3	10/11/79	vs. WSH	6-3	10/13/79	at NYI	5-2
1980-81	10/9/80	at CHI	3-4	10/12/80	vs. HFD	3-3	10/9/80	at CHI	3-4
1981-82	10/7/81	vs. WSH	5-3	10/7/81	vs. WSH	5-3	10/10/81	at MTL	0-9
1982-83	10/6/82	vs. QUE	4-6	10/6/82	vs. QUE	4-6	10/9/82	at QUE	4-6
1983-84	10/5/83	vs. HFD	5-3	10/5/83	vs. HFD	5-3	10/8/83	at QUE	2-9
1984-85	10/11/84	vs. MTL	4-3	10/11/84	vs. MTL	4-3	10/13/84	at TOR	3-4*
1985-86	10/10/85	vs. HFD	4-5	10/10/85	vs. HFD	4-5	10/12/85	at MIN	6-2
1986-87	10/9/86	at WPG	2-3	10/12/86	vs. CGY	2-4	10/9/86	at WPG	2-3
1987-88	10/8/87	vs. MIN	2-2*	10/8/87	vs. MIN	2-2*	10/10/87	at MTL	3-6
1988-89	10/6/88	vs. MTL	3-2	10/6/88	vs. MTL	3-2	10/8/88	at WSH	2-6
1989-90	10/5/89	vs. QUE	4-3	10/5/89	vs. QUE	4-3	10/7/89	at MTL	1-5
1990-91	10/4/90	vs. MTL	3-3*	10/4/90	vs. MTL	3-3*	10/6/90	at MTL	5-6
1991-92	10/4/91	vs. PIT	4-5	10/4/91	vs. PIT	4-5	10/5/91	at WSH	1-3
1992-93	10/8/92	vs. QUE	4-5	10/8/92	vs. QUE	4-5	10/10/92	at HFD	5-2
1993-94	10/7/93	at BOS	5-3	10/10/93	vs. HFD	2-3	10/7/93	at BOS	5-3
1994-95	1/20/95	at NYR	2-1	1/25/95	vs. NJD	2-1	1/20/95	at NYR	2-1
1995-96	10/7/95	at OTT	3-1	10/13/95	vs. ANA	1-4	10/7/95	at OTT	3-1
1996-97	10/4/96	at EDM	3-4	10/12/96	vs. DET	1-6	10/4/96	at EDM	3-4
1997-98	10/1/97	at STL	3-1	10/7/97	vs. DAL	2-4	10/1/97	at STL	3-1
1998-99	10/10/98	at DAL	1-4	10/16/98	vs. FLA	2-2*	10/10/98	at DAL	1-4
1999-00	10/2/99	at DET	0-2	10/8/99	vs. WSH	2-3	10/2/99	at DET	0-2
2000-01	10/5/00	vs. CHI	4-2	10/5/00	vs. CHI	4-2	10/13/00	at EDM	2-3
2001-02	10/4/01	vs. ATL	1-2	10/4/01	vs. ATL	1-2	10/7/01	at NYR	4-5*
2002-03	10/10/02	vs. NYI	5-1	10/10/02	vs. NYI	5-1	10/12/02	at MTL	6-1
2003-04	10/9/03	at PHI	0-2	10/11/03	vs. NYI	0-6	10/9/03	at PHI	0-2
2005-06	10/5/05	vs. NYI	6-4	10/5/05	vs. NYI	6-4	10/8/05	at OTT	0-5
2006-07	10/4/06	at CAR	3-2**	10/6/06	vs. MTL	5-4**	10/4/06	at CAR	3-2**
2007-08	10/5/07	vs. NYI	4-6	10/5/07	vs. NYI	4-6	10/6/07	at NYI	2-3
2008-09	10/10/08	vs. MTL	2-1**	10/10/08	vs. MTL	2-1**	10/13/08	at NYI	7-1
2009-10	10/3/09	vs. MTL	1-2 *	10/3/09	vs. MTL	1-2 *	10/10/09	at NSH	1-0
2010-11	10/8/10	at OTT	2-1	10/9/10	vs. NYR	3-6	10/8/10	at OTT	2-1
2011-12	10/7/11	vs. ANA	4-1	10/7/11	vs. ANA	4-1	10/8/11	at LAK	4-2
2012-13	1/20/13	vs. PHI	5-2	1/20/13	vs. PHI	5-2	1/21/13	at TOR	2-1
2013-14	10/2/13	at DET	1-2	10/4/13	vs. OTT	0-1	10/2/13	at DET	1-2
2014-15	10/9/14	vs. CBJ	1-3	10/9/14	vs. CBJ	1-3	10/11/14	at CHI	2-6
2015-16	10/8/15	vs. OTT	1-3	10/8/15	vs. OTT	1-3	10/15/15	at FLA	2-3
2016-17	10/13/16	vs. MTL	1-4	10/13/16	vs. MTL	1-4	10/16/16	at EDM	6-2
2017-18	10/5/17	vs. MTL	2-3**	10/5/17	vs. MTL	2-3**	10/7/17	at NYI	3-6
2018-19	10/4/18	vs. BOS	0-4	10/4/18	vs. BOS	0-4	10/13/18	at ARI	3-0

The Sabres are 24-19-5 in opening games (17-10-5 at home and 7-9-0 on the road). The club is 21-20-7 in home openers and 20-27-1 in road openers.

*Game decided in overtime **Game decided in shootout



Sabres Record by Season

RECORD BOOK



PRESEASON				REGULAR SEASON							PLAYOFFS	
Season	W	L	OTL/T	GP	W	L	OTL/T	GF	GA	PTS	W	L
1970-71	1	4	4	78	24	39	15	217	291	63	--	--
1971-72	3	1	5	78	16	43	19	203	289	51	--	--
1972-73	4	2	2	78	37	27	14	257	219	88	2	4
1973-74	0	6	2	78	32	34	12	242	250	76	--	--
1974-75	4	4	0	80	49	16	15	354	240	113	10	7
1975-76	3	6	0	80	46	21	13	339	240	105	4	5
1976-77	4	5	1	80	48	24	8	301	220	104	2	4
1977-78	3	3	4	80	44	19	17	288	215	105	3	5
1978-79	5	6	0	80	36	28	16	280	263	88	1	2
1979-80	3	6	2	80	47	17	16	318	201	110	9	5
1980-81	4	5	2	80	39	20	21	327	250	99	4	4
1981-82	2	5	3	80	39	26	15	307	273	93	1	3
1982-83	5	2	4	80	38	29	13	318	285	89	6	4
1983-84	2	8	0	80	48	25	7	315	257	103	0	3
1984-85	5	2	2	80	38	28	14	290	237	90	2	3
1985-86	3	3	2	80	37	37	6	296	291	80	--	--
1986-87	4	5	0	80	28	44	8	280	308	64	--	--
1987-88	7	2	0	80	37	32	11	283	305	85	2	4
1988-89	7	0	1	80	38	35	7	291	299	83	1	4
1989-90	4	3	2	80	45	27	8	286	248	98	2	4
1990-91	2	4	2	80	31	30	19	292	278	81	2	4
1991-92	3	5	1	80	31	37	12	289	299	74	3	4
1992-93	5	4	0	84	38	36	10	335	297	86	4	4
1993-94	1	6	0	84	43	32	9	282	218	95	3	4
1994-95	2	4	1	48	22	19	7	130	119	51	1	4
1995-96	4	4	0	82	33	42	7	247	262	73	--	--
1996-97	3	4	1	82	40	30	12	237	208	92	5	7
1997-98	0	6	2	82	36	29	17	211	187	89	10	5
1998-99	2	6	0	82	37	28	17	207	175	91	14	7
1999-00	2	4	1	82	35	32	15	213	204	85	1	4
2000-01	7	1	0	82	46	30	6	218	184	98	7	6
2001-02	2	4	0	82	35	35	12	213	200	82	--	--
2002-03	4	2	1	82	27	37	18	190	219	72	--	--
2003-04	3	4	1	82	37	34	11	220	221	85	--	--
2005-06	6	2	0	82	52	24	6	276	234	110	11	7
2006-07	4	1	0	82	53	22	7	298	238	113	9	7
2007-08	4	2	0	82	39	31	12	251	233	90	--	--
2008-09	2	4	1	82	41	32	9	242	229	91	--	--
2009-10	4	1	1	82	45	27	10	231	201	100	2	4
2010-11	4	2	0	82	43	29	10	240	228	96	3	4
2011-12	4	2	0	82	39	32	11	211	223	89	--	--
2012-13	--	--	--	48	21	21	6	118	139	48	--	--
2013-14	4	2	1	82	21	51	10	150	243	52	--	--
2014-15	2	3	1	82	23	51	8	153	269	54	--	--
2015-16	4	3	0	82	35	36	11	199	215	81	--	--
2016-17	4	3	0	82	33	37	12	199	231	78	--	--
2017-18	1	4	1	82	25	45	12	198	278	62	--	--
2018-19	3	4	0	82	33	39	10	221	268	76	--	--
TOTALS	159	169	51	3,820	1,760	1,499	561	12,063	11,481	4,081	124	132

Note: GF/GA totals do not include team shootout goals.



Regular-Season OT Goals RECORD BOOK



1983-1995				
Date	Opponent	Scorer	Score	Time
Oct. 26, 1983	at Detroit	Steve Yzerman	6-5 DET	4:38
Nov. 16, 1983	at Winnipeg	Mike Ramsey	6-5 BUF	0:17
Feb. 8, 1984	at Pittsburgh	Dave Andreychuk	6-5 BUF	0:31
Feb. 17, 1984	Minnesota	Dave Andreychuk (2)	5-4 BUF	1:31
Feb. 21, 1984	at Philadelphia	Phil Housley	5-4 BUF	4:09
Mar. 11, 1984	Hartford	Mike Foligno	4-3 BUF	1:53
Oct. 13, 1984	at Toronto	Jim Benning	4-3 TOR	2:41
Feb. 15, 1985	Montreal	Mats Naslund	4-3 MTL	2:31
Mar. 24, 1985	Boston	Dave Reid	4-3 BOS	0:56
Nov. 30, 1985	at Toronto	Steve Thomas	3-2 TOR	0:26
Jan. 17, 1986	Montreal	Gates Orlando	5-4 BUF	1:11
Mar. 11, 1986	at St. Louis	Charlie Bourgeois	3-2 STL	2:04
Oct. 22, 1986	at Pittsburgh	Randy Cunneyworth	5-4 PIT	2:30
Nov. 12, 1986	N.Y. Rangers	Walt Poddubny	2-1 NYR	2:01
Dec. 20, 1986	at Toronto	Steve Thomas (2)	5-4 TOR	4:55
Jan. 8, 1987	at Minnesota	Brian Bellows	5-4 MIN	1:05
Jan. 18, 1987	Edmonton	Scott Arniel	6-5 BUF	1:49
Feb. 14, 1988	Chicago	Steve Thomas (3)	4-3 CHI	3:48
Oct. 9, 1988	at Philadelphia	Ron Sutter	4-3 PHI	2:44
Nov. 13, 1988	Edmonton	Esa Tikkanen	5-4 EDM	3:25
Nov. 25, 1988	Chicago	Phil Housley (2)	5-4 BUF	3:15
Dec. 3, 1988	at Montreal	Guy Carbonneau	3-2 MTL	4:22
Jan. 4, 1989	Hartford	Brian Lawton	5-4 HFD	3:19
Jan. 21, 1989	at Boston	Pierre Turgeon	6-5 BUF	3:58
Oct. 27, 1989	Toronto	Pierre Turgeon	6-5 BUF	2:30
Dec. 7, 1989	at Philadelphia	Ron Sutter (2)	4-3 PHI	0:24
Dec. 29, 1989	Boston	Craig Janney	4-3 BOS	1:33
Feb. 20, 1990	at Winnipeg	Mike Hartman	4-3 BUF	2:06
Mar. 14, 1990	Los Angeles	Bob Kudelski	6-5 LAK	1:25
Mar. 18, 1990	Winnipeg	Phil Housley (3)	4-3 BUF	2:03
Mar. 31, 1990	at Pittsburgh	Uwe Krupp	3-2 BUF	1:00
Nov. 23, 1990	Edmonton	Benoit Hogue	3-2 BUF	0:34
Dec. 7, 1990	Hartford	Scott Young	4-3 HFD	0:53
Dec. 18, 1990	at Hartford	Dave Andreychuk (3)	4-3 BUF	1:07
Feb. 6, 1991	St. Louis	Brett Hull	5-4 STL	4:15
Mar. 20, 1991	Montreal	Dave Andreychuk (4)	3-2 BUF	1:14
Nov. 8, 1991	Philadelphia	Donald Audette	4-3 BUF	1:29
Nov. 29, 1991	N.Y. Rangers	Mark Messier	5-4 NYR	0:43
Jan. 23, 1992	at Pittsburgh	Donald Audette (2)	5-4 BUF	4:15
Mar. 28, 1992	at Boston	Steve Heinze	4-3 BOS	3:59
Oct. 16, 1992	Tampa Bay	Bob Sweeney	5-4 BUF	2:30
Nov. 2, 1992	at N.Y. Rangers	Darren Turcotte	7-6 NYR	0:58
Jan. 3, 1993	St. Louis	Brad May	6-5 BUF	1:20
Jan. 17, 1993	at Edmonton	Zdeno Ciger	3-2 EDM	0:25
Jan. 19, 1993	at Calgary	Yuri Khmylev	3-2 BUF	2:07
Jan. 26, 1993	at Philadelphia	Bob Sweeney	4-3 BUF	2:23
Jan. 31, 1993	Edmonton	Kelly Buchberger	5-4 EDM	0:46
Apr. 13, 1993	Montreal	Brian Bellows (2)	3-2 MTL	3:50
Dec. 2, 1993	at Florida	Jesse Belanger	2-1 FLA	0:23
Dec. 26, 1993	at NY Islanders	Benoit Hogue	4-3 NYI	2:28
Jan. 7, 1994	Pittsburgh	Ron Francis	4-3 PIT	4:54
Mar. 30, 1994	Tampa Bay	Brian Bradley	3-2 TBL	3:52
Mar. 14, 1995	at Florida	Yuri Khmylev	2-1 BUF	0:54
Mar. 18, 1995	at Ottawa	Troy Murray	4-3 OTT	3:42



RECORD BOOK

**1995-2003**

Date	Opponent	Scorer	Score	Time
Dec. 22, 1995	Boston	Ted Donato	3-2 BOS	1:37
Jan. 13, 1996	at Edmonton	Doug Weight	5-4 EDM	4:48
Jan. 30, 1996	at NY Islanders	Mathieu Schneider	5-4 NYI	2:19
Feb. 7, 1996	Boston	Derek Plante	2-1 BUF	0:24
Feb. 17, 1996	at Hartford	Geoff Sanderson	2-1 HFD	1:49
Feb. 28, 1996	at Ottawa	Derek Plante	3-2 BUF	4:36
Mar. 8, 1996	at Anaheim	Paul Kariya	3-2 ANA	2:03
Mar. 29, 1996	Philadelphia	Bob Corkum	6-5 PHI	3:50
Nov. 9, 1996	at Hartford	Curtis Leschyshyn	4-3 HFD	4:55
Nov. 11, 1996	Florida	Donald Audette (3)	3-2 BUF	4:01
Nov. 23, 1996	at Boston	Michal Grosek	3-2 BUF	2:39
Dec. 4, 1996	Vancouver	Mike Sillinger	7-6 VAN	3:38
Dec. 11, 1996	at Montreal	Dixon Ward	3-2 BUF	2:42
Jan. 12, 1997	at Phoenix	Jason Dawe	3-2 BUF	0:10
Mar. 11, 1997	Philadelphia	Michael Peca	3-2 BUF	0:42
Mar. 26, 1997	NY Islanders	Bryan Berard	3-2 NYI	1:00
Mar. 28, 1997	at Detroit	Larry Murphy	2-1 DET	3:10
Oct. 31, 1997	at Carolina	Jason Dawe	3-2 BUF	3:21
Nov. 1, 1997	at Florida	Dixon Ward (2)	4-3 BUF	1:14
Dec 12, 1997	Carolina	Matthew Barnaby	3-2 BUF	4:45
Apr. 15, 1998	at New Jersey	Scott Stevens	5-4 NJD	4:38
Dec. 30, 1998	at Ottawa	Andreas Dackell	3-2 OTT	2:24
Jan. 6, 1999	at Anaheim	Michael Peca	3-2 BUF	0:29
Feb. 17, 1999	Toronto	Mats Sundin	3-2 TOR	4:04
Mar. 19, 1999	at NY Rangers	Miroslav Satan	3-2 BUF	1:18
Mar. 28, 1999	Pittsburgh	Dixon Ward (3)	4-3 BUF	2:27
Apr. 17, 1999	at Boston	Hal Gill	2-1 BOS	4:46
Oct. 29, 1999	Florida	Geoff Sanderson	3-2 BUF	4:54
Nov. 4, 1999	at Chicago	Curtis Brown	5-4 BUF	1:14
Nov. 28, 1999	at Tampa Bay	Michal Grosek	3-2 BUF	2:26
Dec. 8, 1999	at Toronto	Steve Thomas (4)	3-2 TOR	1:05
Feb. 10, 2000	at Nashville	Jason Woolley	2-1 BUF	4:08
Feb. 12, 2000	at Philadelphia	John LeClair	3-2 PHI	2:28
Mar. 8, 2000	Boston	Stu Barnes	2-1 BUF	1:54
Mar. 15, 2000	at San Jose	Jeff Friesen	6-5 SJS	2:56
Apr. 7, 2000	Pittsburgh	Jaromir Jagr	2-1 PIT	0:13
Oct. 21, 2000	at Detroit	Brendan Shanahan	5-4 DET	4:28
Nov. 13, 2000	Calgary	J-P Dumont	3-2 BUF	1:29
Feb. 7, 2001	NY Islanders	Maxim Afinogenov	2-1 BUF	0:42
Feb. 10, 2001	at Ottawa	Maxim Afinogenov (2)	2-1 BUF	1:52
Mar. 3, 2001	at Colorado	Stu Barnes (2)	3-2 BUF	2:08
Oct. 7, 2001	at NY Rangers	Brian Leetch	5-4 NYR	2:45
Dec. 14, 2001	Carolina	Stu Barnes (3)	3-2 BUF	0:50
Jan. 27, 2002	at Washington	Stu Barnes (4)	3-2 BUF	1:30
Feb. 8, 2002	Ottawa	Jason Woolley	3-2 BUF	4:21
Mar. 24, 2002	at Ottawa	Erik Rasmussen	3-2 BUF	1:27
Nov. 19, 2002	at New Jersey	Scott Niedermayer	4-3 NJD	1:23
Dec. 31, 2002	vs. NY Islanders	Jason Blake	1-0 NYI	1:36
Jan. 4, 2003	at Ottawa	Ales Kotalik	2-1 BUF	4:19
Jan. 25, 2003	at Ottawa	Daniel Alfredsson	4-3 OTT	2:22
Jan. 30, 2003	at St. Louis	Keith Tkachuk	2-1 STL	3:26
Feb. 17, 2003	at Atlanta	Patrik Stefan	4-3 ATL	3:54
Feb. 19, 2003	vs. Montreal	Miroslav Satan	2-1 BUF	3:49
Mar. 1, 2003	at NY Islanders	Jason Blake (2)	2-1 NYI	2:42
Mar. 12, 2003	vs. Carolina	Craig Adams	3-2 CAR	3:41
Mar. 22, 2003	at Toronto	Bryan McCabe	3-2 TOR	0:36
Mar. 24, 2003	vs. Colorado	Jochen Hecht	4-3 BUF	4:15



Regular-Season OT Goals RECORD BOOK



2003-2011

Date	Opponent	Scorer	Score	Time
Nov. 14, 2003	vs. Pittsburgh	Aleksey Morozov	2-1 PIT	3:09
Feb. 20, 2004	vs. Tampa Bay	Daniel Briere	4-3 BUF	3:01
Mar. 11, 2004	vs. Boston	Mike Knuble	3-2 BOS	1:15
Mar. 13, 2004	at Boston	Mike Knuble (2)	3-2 BOS	4:54
Mar. 15, 2004	vs. Toronto	Tomas Kaberle	6-5 TOR	3:45
Mar. 17, 2004	at Atlanta	Derek Roy	4-3 BUF	0:15
Oct. 10, 2005	vs. Pittsburgh	Jochen Hecht	3-2 BUF	4:39
Dec. 1, 2005	at Montreal	Brian Campbell	3-2 BUF	2:15
Dec. 8, 2005	vs. Anaheim	Maxim Afinogenov (3)	3-2 BUF	2:11
Dec. 16, 2005	at Pittsburgh	Chris Drury	4-3 BUF	1:32
Feb. 7, 2006	at Montreal	Maxim Afinogenov (4)	3-2 BUF	0:30
Feb. 9, 2006	vs. Montreal	Alex Kovalev	3-2 MTL	0:39
Apr. 5, 2006	vs. Ottawa	Daniel Briere (2)	5-4 BUF	4:13
Nov. 5, 2006	at NY Rangers	Daniel Briere (3)	4-3 BUF	3:57
Nov. 10, 2006	vs. Florida	Thomas Vanek	5-4 BUF	0:19
Nov. 11, 2006	at Philadelphia	Daniel Briere (4)	5-4 BUF	0:21
Nov. 24, 2006	vs. Montreal	Sheldon Souray	2-1 MTL	4:59
Nov. 26, 2006	at NY Rangers	Chris Drury	3-2 BUF	1:36
Dec. 23, 2006	at St. Louis	Bill Guerin	3-2 STL	1:35
Feb. 15, 2007	vs. Edmonton	Daniel Briere (5)	2-1 BUF	1:02
Mar. 18, 2007	at Atlanta	Keith Tkachuk (2)	4-3 ATL	4:22
Oct. 15, 2007	vs. Toronto	Paul Gaustad	5-4 BUF	4:56
Oct. 27, 2007	at Tampa Bay	Thomas Vanek (2)	4-3 BUF	4:19
Nov. 1, 2007	at Boston	Marco Sturm	4-3 BOS	4:07
Nov. 7, 2007	vs. Boston	Clarke MacArthur	2-1 BUF	3:16
Feb. 20, 2008	vs. Tampa Bay	Thomas Vanek (3)	4-3 BUF	2:25
Mar. 8, 2008	at Carolina	Scott Walker	4-3 CAR	2:50
Mar. 28, 2008	vs. Montreal	Chris Higgins	4-3 MTL	3:38
Mar. 30, 2008	vs. Boston	Andrej Sekera	2-1 BUF	0:39
Oct. 23, 2008	at Minnesota	Derek Roy (2)	4-3 BUF	0:44
Nov. 7, 2008	vs. Atlanta	Jason Williams	5-4 ATL	0:48
Dec. 20, 2008	at Montreal	Alex Kovalev (2)	4-3 MTL	4:35
Dec. 22, 2008	vs. Pittsburgh	Sidney Crosby	4-3 PIT	0:43
Apr. 1, 2009	at Atlanta	Ilya Kovalchuk	3-2 ATL	4:30
Apr. 3, 2009	at Washington	Jason Pominville	5-4 BUF	1:51
Oct. 3, 2009	vs. Montreal	Brian Gionta	2-1 MTL	2:42
Oct. 30, 2009	vs. Toronto	Tim Connolly	3-2 BUF	1:04
Nov. 20, 2009	vs. Boston	Patrice Bergeron	2-1 BOS	0:47
Dec. 21, 2009	at Toronto	Derek Roy (3)	3-2 BUF	3:35
Jan. 1, 2010	vs. Atlanta	Derek Roy (4)	4-3 BUF	4:02
Jan. 14, 2010	at Atlanta	Derek Roy (5)	2-1 BUF	2:27
Feb. 11, 2010	at Carolina	Sergei Samsonov	4-3 CAR	1:47
Mar. 5, 2010	vs. Philadelphia	Tim Connolly	3-2 BUF	2:31
Mar. 7, 2010	at NY Rangers	Patrick Kaleta	2-1 BUF	2:22
Mar. 13, 2010	at Detroit	Brian Rafalski	3-2 DET	0:31
Oct. 13, 2010	vs. New Jersey	Ilya Kovalchuk (2)	1-0 NJD	0:53
Oct. 29, 2010	at Atlanta	Dustin Byfuglien	4-3 ATL	4:31
Nov. 11, 2010	at NY Rangers	Artem Anisimov	3-2 NYR	1:32
Nov. 13, 2010	vs. Washington	Thomas Vanek (4)	3-2 BUF	4:00
Nov. 15, 2010	vs. Vancouver	Tyler Myers	4-3 BUF	4:37
Dec. 7, 2010	at Boston	Mark Recchi	3-2 BOS	2:11
Jan. 4, 2011	at Colorado	David Jones	4-3 COL	4:17
Jan. 8, 2011	at Phoenix	Drew Stafford	2-1 BUF	3:12
Jan. 18, 2011	vs. Montreal	Jason Pominville (2)	2-1 BUF	1:09
Jan. 25, 2011	at Ottawa	Shaone Morrisonn	3-2 BUF	1:59
Feb. 10, 2011	at Florida	Tyler Myers (2)	3-2 BUF	4:55
Feb. 13, 2011	vs. NY Islanders	Michael Grabner	7-6 NYI	2:55
Mar. 3, 2011	at Carolina	Jamie McBain	3-2 CAR	0:26



RECORD BOOK



2011-2017				
Date	Opponent	Scorer	Score	Time
Mar. 6, 2011	at Minnesota	Drew Stafford	3-2 BUF	0:46
Mar. 10, 2011	at Boston	Brad Boyes	4-3 BUF	3:44
Mar. 20, 2011	vs. Nashville	Martin Erat	4-3 NSH	0:27
Apr. 2, 2011	at Washington	Alex Ovechkin	5-4 WSH	3:19
Apr. 3, 2011	at Carolina	Marc-Andre Gragnani	2-1 BUF	2:56
Apr. 8, 2011	vs. Philadelphia	Thomas Vanek (5)	4-3 BUF	1:16
Nov. 8, 2011	vs. Winnipeg	Thomas Vanek (6)	6-5 BUF	4:35
Dec. 7, 2011	vs. Philadelphia	Claude Giroux	5-4 PHI	2:37
Dec. 9, 2011	vs. Florida	Jason Pominville (3)	2-1 BUF	2:19
Dec. 13, 2011	vs. Ottawa	Jared Cowen	3-2 OTT	0:45
Jan. 7, 2012	vs. Winnipeg	Johnny Oduya	2-1 WPG	0:57
Feb. 25, 2012	at NY Rangers	Ryan Callahan	3-2 NYR	2:59
Mar. 7, 2012	vs. Carolina	Jason Pominville (4)	3-2 BUF	0:56
Mar. 12, 2012	vs. Montreal	Tyler Myers (3)	3-2 BUF	2:01
Apr. 3, 2012	vs. Toronto	Derek Roy (6)	6-5 BUF	3:29
Jan. 29, 2013	vs. Toronto	Matt Frattin	4-3 TOR	4:58
Mar. 16, 2013	vs. Ottawa	Kyle Turris	4-3 OTT	3:54
Mar. 19, 2013	at Montreal	Steve Ott	3-2 BUF	2:16
Oct. 8, 2013	vs. Tampa Bay	Alex Killorn	3-2 TBL	1:50
Nov. 29, 2013	vs. Toronto	Christian Ehrhoff	3-2 BUF	0:38
Nov. 30, 2013	at New Jersey	Steve Bernier	1-0 NJD	4:19
Dec. 14, 2013	vs. Calgary	Matt Stajan	2-1 CGY	0:42
Dec. 23, 2013	vs. Phoenix	Mark Pysyk	2-1 BUF	3:47
Jan. 28, 2014	vs. Washington	Mike Green	5-4 WSH	1:00
Feb. 26, 2014	vs. Boston	Matt D'Agostini	5-4 BUF	0:22
Mar. 29, 2014	vs. Tampa Bay	Steven Stamkos	4-3 TBL	1:53
Oct. 30, 2014	vs. Boston	Brad Marchand	3-2 BOS	1:20
Dec. 13, 2014	vs. Florida	Nikita Zadorov	4-3 BUF	0:29
Dec. 21, 2014	at Boston	Loui Eriksson	4-3 BOS	2:14
Mar. 26, 2015	vs. Arizona	Sam Gagner	4-3 ARI	0:56
Oct. 27, 2015	at Philadelphia	Zemgus Girgensons	4-3 BUF	2:29
Nov. 14, 2015	vs. San Jose	Patrick Marleau	2-1 SJS	2:59
Dec. 12, 2015	vs. Los Angeles	Ryan O'Reilly	2-1 BUF	3:19
Feb. 6, 2016	at Boston	Brad Marchand (2)	2-1 BOS	2:32
Mar. 1, 2016	vs. Edmonton	Connor McDavid	2-1 EDM	3:48
Mar. 12, 2016	vs. Carolina	Jack Eichel	3-2 BUF	4:59
Mar. 16, 2016	vs. Montreal	Paul Byron	3-2 MTL	3:15
Apr. 9, 2016	at NY Islanders	Brian Gionta	4-3 BUF	2:46
Oct. 18, 2016	at Calgary	Sean Monahan	4-3 CGY	2:26
Nov. 11, 2016	vs. New Jersey	Andy Greene	2-1 NJD	0:29
Dec. 5, 2016	at Washington	Marcus Johansson	3-2 WSH	2:38
Dec. 6, 2016	vs. Edmonton	Rasmus Ristolainen	4-3 BUF	0:57
Dec. 16, 2016	vs. NY Islanders	Rasmus Ristolainen (2)	3-2 BUF	0:42
Jan. 5, 2017	at Chicago	Patrick Kane	4-3 CHI	0:56
Jan. 20, 2017	vs. Detroit	Kyle Okposo	3-2 BUF	4:34
Jan. 21, 2017	at Montreal	Zach Bogosian	3-2 BUF	1:48
Jan. 24, 2017	at Nashville	Jack Eichel (2)	5-4 BUF	2:35
Feb. 2, 2017	vs. NY Rangers	Chris Kreider	2-1 NYR	3:56
Feb. 7, 2017	vs. San Jose	Evander Kane	5-4 BUF	1:05
Feb. 28, 2017	vs. Nashville	Filip Forsberg	5-4 NSH	2:45
Oct. 17, 2017	at Vegas	David Perron	5-4 VGK	3:52
Oct. 21, 2017	at Boston	Ryan O'Reilly	5-4 BUF	2:59
Nov. 11, 2017	at Montreal	Max Pacioretty	2-1 MTL	3:08
Nov. 14, 2017	at Pittsburgh	Conor Sheary	5-4 PIT	0:16
Dec. 8, 2017	at Chicago	Gustav Forsling	3-2 CHI	4:55
Dec. 10, 2017	at St. Louis	Vladimir Tarasenko	3-2 STL	4:24
Dec. 15, 2017	vs. Carolina	Jacob Slavin	5-4 CAR	2:15



Regular-Season OT Goals RECORD BOOK



2017-2019

Date	Opponent	Scorer	Score	Time
Dec. 27, 2017	at NY Islanders	Mathew Barzal	3-2 NYI	1:08
Dec. 29, 2017	at New Jersey	Rasmus Ristolainen (3)	4-3 BUF	2:37
Jan. 1, 2018	vs. NY Rangers	J.T. Miller	3-2 NYR	2:43
Jan. 22, 2018	at Calgary	Jack Eichel (3)	2-1 BUF	1:30
Feb. 6, 2018	vs. Anaheim	Adam Henrique	4-3 ANA	1:36
Feb. 15, 2018	at Ottawa	Mike Hoffman	3-2 OTT	1:13
Feb. 22, 2018	at Detroit	Marco Scandella	3-2 BUF	4:59
Feb. 28, 2018	at Tampa Bay	Jason Pominville (5)	2-1 BUF	1:26
Oct. 27, 2018	at Columbus	Artemi Panarin	5-4 CBJ	0:31
Oct. 30, 2018	vs. Calgary	Johnny Gaudreau	2-1 CGY	2:40
Nov. 8, 2018	at Montreal	Rasmus Ristolainen (4)	6-5 BUF	1:38
Nov. 19, 2018	at Pittsburgh	Jack Eichel (4)	5-4 BUF	0:45
Nov. 23, 2018	vs. Montreal	Jeff Skinner	3-2 BUF	3:06
Nov. 27, 2018	vs. San Jose	Jeff Skinner (2)	3-2 BUF	1:41
Nov. 30, 2018	at Florida	Aleksander Barkov	3-2 FLA	2:26
Dec. 4, 2018	vs. Toronto	Auston Matthews	4-3 TOR	4:57
Dec. 11, 2018	vs. Los Angeles	Jeff Skinner (3)	4-3 BUF	1:49
Dec. 29, 2018	vs. Boston	Sean Kuraly	3-2 BOS	3:44
Jan. 16, 2019	at Calgary	Jack Eichel (5)	4-3 BUF	1:10
Feb. 7, 2019	vs. Carolina	Teuvo Teravainen	6-5 CAR	3:25
Mar. 1, 2019	vs. Pittsburgh	Conor Sheary	4-3 BUF	4:11
Mar. 28, 2019	vs. Detroit	Tyler Bertuzzi	5-4 DET	2:18

All-Time Record in Overtime Decisions: 120-128

SABRES OVERTIME GOAL LEADERS

Derek Roy (6), Thomas Vanek (6), Daniel Briere (5), Jack Eichel (5), Jason Pominville (5), Maxim Afinogenov (4), Dave Andreychuk (4), Stu Barnes (4), Rasmus Ristolainen (4), Donald Audette (3), Phil Housley (3), Tyler Myers (3), Jeff Skinner (3), Dixon Ward (3)

OPPONENT OVERTIME GOAL LEADERS

Steve Thomas (4), Brian Bellows (2), Jason Blake (2), Mike Knuble (2), Ilya Kovalchuk (2), Alex Kovalev (2), Brad Marchand (2), Ron Sutter (2), Keith Tkachuk (2)

Note: Figure in parentheses for scorer indicates cumulative total for/against the Sabres.



Sabres All-Time Hat Tricks RECORD BOOK



1970-1977							
SEASON	NO.	PLAYER	OPPONENT	SCORE	DATE	PLACE	GOALIE(S)
1970-71 (6)	1.	Gilbert Perreault	California	4-2 W	1-29-71	California	Gary Smith
	2.	Eddie Shack	Los Angeles	5-2 W	2-4-71	Buffalo	Denis DeJordy
	3.	Gerry Meehan	Detroit	5-6 L	2-20-71	Detroit	Jim Rutherford
	4.	Steve Atkinson	Minnesota	5-2 W	2-28-71	Buffalo	Lorne Worsley (2) Gilles Gilbert (1)
	5.	Eddie Shack (2)	Boston	7-5 W	3-21-71	Boston	Ed Johnston
	6.	Eddie Shack (3)	Pittsburgh	6-4 W	3-31-71	Pittsburgh	Cam Newton
1971-72 (3)	7.	Rick Martin	Vancouver	4-4 T	10-30-71	Vancouver	George Gardner
	# 8.	Craig Ramsay	Minnesota	3-1 W	12-5-71	Buffalo	Cesare Maniago
	9.	Rick Martin (2)	California	4-4 T	1-2-72	Buffalo	Gilles Meloche
1972-73 (4)	*10.	Rick Martin (3)	Atlanta	7-2 W	10-22-72	Buffalo	Phil Myre
	11.	Rene Robert	Minnesota	6-8 L	12-2-72	Minnesota	Gilles Gilbert
	12.	Gerry Meehan (2)	Minnesota	6-8 L	12-2-72	Minnesota	Gilles Gilbert
	13.	Gerry Meehan (3)	Chicago	8-2 W	12-28-72	Buffalo	Gary Smith
1973-74 (6)	14.	Rick Martin (4)	California	3-2 W	10-31-73	Buffalo	Marv Edwards
	15.	Rick Dudley	NY Rangers	8-4 W	12-6-73	Buffalo	Ed Giacomini (2) Gilles Villemure (1)
	16.	Jim Lorentz	Detroit	6-5 W	12-31-73	Detroit	Bill McKenzie
	17.	Rick Martin (5)	Pittsburgh	6-1 W	1-3-74	Buffalo	Jim Rutherford
	18.	Rick Martin (6)	Minnesota	5-2 W	3-17-74	Buffalo	Gump Worsley
	19.	Rick Martin (7)	St. Louis	5-2 W	4-7-74	Buffalo	Wayne Stephenson
1974-75 (8)	20.	Gilbert Perreault (2)	Boston	9-5 W	10-10-74	Buffalo	Gilles Gilbert
	21.	Rene Robert (2)	Montreal	8-6 W	11-13-74	Montreal	Ken Dryden
	*22.	Rick Martin (8)	Washington	5-3 W	12-3-74	Washington	John Adams
	23.	Gilbert Perreault (3)	Washington	9-2 W	12-5-74	Buffalo	John Adams
	# 24.	Don Luce	Washington	4-0 W	12-22-74	Washington	Ron Low
	25.	Craig Ramsay (2)	Washington	9-4 W	2-21-75	Washington	Ron Low
	26.	Rick Martin (9)	Toronto	11-3 W	3-16-75	Toronto	Gord McRae (2) Doug Favell (1)
	27.	Gilbert Perreault (4)	Toronto	11-3 W	3-16-75	Toronto	Gord McRae (2) Doug Favell (1)
1975-76 (14)	28.	Danny Gare	Toronto	8-3 W	10-12-75	Buffalo	Wayne Thomas
	29.	Rick Martin (10)	Washington	5-4 W	10-19-75	Buffalo	Ron Low
	# 30.	Rick Martin (11)	NY Rangers	9-1 W	10-22-75	Buffalo	John Davidson
	31.	Rick Martin (12)	Minnesota	5-2 W	12-18-75	Buffalo	Pete LoPresti (2) Cesare Maniago (1)
	*32.	Rick Martin (13)	Washington	14-2 W	12-21-75	Buffalo	Ron Low (3) Bernie Wolfe (1)
	33.	Fred Stanfield	Washington	14-2 W	12-21-75	Buffalo	Ron Low (2) Bernie Wolfe (1)
	34.	Rick Martin (14)	Montreal	4-2 W	1-5-76	Montreal	Ken Dryden
	35.	Gilbert Perreault (5)	Vancouver	8-5 W	1-8-76	Buffalo	Gary Smith
	36.	Danny Gare (2)	California	9-5 W	2-1-76	California	Gary Simmons
	37.	Rick Martin (15)	Chicago	6-3 W	3-4-76	Buffalo	Tony Esposito
	38.	Gilbert Perreault (6)	Minnesota	8-2 W	3-14-76	Minnesota	Paul Harrison
	39.	Jim Lorentz (2)	Minnesota	8-2 W	3-14-76	Minnesota	Paul Harrison
	40.	Rick Martin (16)	Toronto	4-2 W	3-27-76	Toronto	Wayne Thomas
	41.	Danny Gare (3)	Toronto	5-2 W	4-4-76	Buffalo	Gord McRae
1976-77 (7)	42.	Rick Martin (17)	Vancouver	4-4 T	11-24-76	Buffalo	Cesare Maniago
	43.	Rick Martin (18)	NY Rangers	7-2 W	12-16-76	Buffalo	Gilles Gratton
	# 44.	Andre Savard	Cleveland	7-4 W	1-9-77	Buffalo	Gilles Meloche
	45.	Rene Robert (3)	Minnesota	6-2 W	2-13-77	Buffalo	Pete LoPresti
	# 46.	Rene Robert (4)	Toronto	7-2 W	2-14-77	Buffalo	Wayne Thomas
	47.	Jim Lorentz (3)	Chicago	6-3 W	3-2-77	Buffalo	Tony Esposito
	48.	Rene Robert (5)	St. Louis	7-3 W	4-3-77	Buffalo	Ed Staniowski
1977-78 (7)	49.	Danny Gare (4)	Colorado	7-5 W	10-20-77	Buffalo	Michel Plasse
	50.	Craig Ramsay (3)	Colorado	7-5 W	10-20-77	Buffalo	Michel Plasse (2) Doug Favell (1)
	51.	Gilbert Perreault (7)	St. Louis	7-4 W	11-6-77	Buffalo	Ed Staniowski (2) Empty Net (1)
	52.	Gilbert Perreault (8)	Washington	7-6 W	11-19-77	Washington	Bernie Wolfe
	53.	Gilbert Perreault (9)	Los Angeles	7-3 W	12-15-77	Los Angeles	Rogie Vachon



Sabres All-Time Hat Tricks RECORD BOOK



1978-1987							
SEASON	NO.	PLAYER	OPPONENT	SCORE	DATE	PLACE	GOALIE(S)
1977-78 (7)	54	Gilbert Perreault (10)	Cleveland	3-6 L	1-12-78	Cleveland	Gary Edwards
	55	Danny Gare (5)	Cleveland	13-3 W	2-25-78	Cleveland	Gilles Meloche (2) Gary Edwards (1)
1978-79 (6)	56	Rick Martin (19)	St. Louis	7-7 T	10-28-78	St. Louis	Doug Grant (1) Phil Myre (2)
	57	Jerry Korab	Minnesota	9-2 W	11-19-78	Buffalo	Gary Edwards (1) Pete LoPresti (2)
	58	Andre Savard (2)	Minnesota	9-2 W	11-19-78	Buffalo	Pete LoPresti
	59	Rick Martin (20)	Boston	9-2 W	3-28-79	Boston	Jim Pettie
	60	Danny Gare (6)	Boston	9-3 W	4-5-79	Boston	Gerry Cheevers (2) Jim Pettie (1)
	61	Jacques Richard	Colorado	5-5 T	4-8-79	Buffalo	Bill Oleschuk
1979-80 (3)	62	Danny Gare (7)	Winnipeg	6-2 W	12-31-79	Buffalo	Lindsay Middlebrook
	63	Danny Gare (8)	Pittsburgh	9-0 W	2-7-80	Buffalo	Greg Millen
	*64	Rick Martin (21)	St. Louis	9-4 W	3-9-80	Buffalo	Ed Staniowski
1980-81 (9)	65	Danny Gare (9)	Winnipeg	7-4 W	10-22-80	Buffalo	Markus Mattsson
	66	Rick Dudley (2)	Pittsburgh	10-1 W	12-7-80	Buffalo	Greg Millen (1) Rob Holland (2)
	67	Gilbert Perreault (11)	Quebec	6-5W	1-21-81	Quebec	Michel Plasse
	68	Andre Savard (3)	Detroit	7-3 W	2-6-81	Buffalo	Gilles Gilbert
	69	Ric Seiling	Washington	6-3 W	2-12-81	Buffalo	Dave Parro (2) Empty Net (1)
	70	Danny Gare (10)	Philadelphia	8-4 W	3-8-81	Buffalo	Pete Peeters
	71	Jim Schoenfeld	Winnipeg	5-2 W	3-13-81	Winnipeg	Michel Dion
	72	Gilbert Perreault (12)	Toronto	14-4 W	3-19-81	Buffalo	Michel Larocque
	73	Andre Savard (4)	Toronto	14-4 W	3-19-81	Buffalo	Michel Larocque (2) Jiri Crha (1)
	1981-82 (8)	74	Tony McKegney	Toronto	6-2 W	10-23-81	Buffalo
# 75		John Van Boxmeer	NY Islanders	6-2 W	11-7-81	New York	Billy Smith
76		Lindy Ruff	NY Islanders	5-2 W	11-29-81	Buffalo	Billy Smith
77		Tony McKegney (2)	Colorado	7-1 W	12-9-81	Buffalo	Glenn Resch
78		Gilbert Perreault (13)	Detroit	4-2 W	12-12-81	Detroit	Bob Sauve
79		Yvon Lambert	Toronto	8-2 W	1-15-82	Buffalo	Michel Larocque
80		Mike Foligno	Colorado	6-2 W	2-21-82	Buffalo	Glenn Resch
81		Gilbert Perreault (14)	Edmonton	3-6 L	2-24-82	Buffalo	Grant Fuhr
1982-83 (4)		82	Gilbert Perreault (15)	Washington	9-2 W	10-16-82	Washington
	83	Phil Housley	Winnipeg	5-2 W	1-23-83	Buffalo	Brian Hayward
	# 84	Paul Cyr	Boston	3-2 W	3-3-83	Boston	Pete Peeters
	85	Hannu Virta	Montreal	6-4 W	3-19-83	Montreal	Rick Wamsley
1983-84 (6)	86	Gilles Hamel	Winnipeg	5-2 W	10-23-83	Buffalo	Brian Hayward
	87	Mike Foligno (2)	Calgary	11-2 W	11-13-83	Buffalo	Rejean Lemelin
	88	Gilbert Perreault (16)	Calgary	11-2 W	11-13-83	Buffalo	Rejean Lemelin
	89	Real Cloutier	Quebec	8-5 W	12-29-83	Buffalo	Brian Ford
	90	Real Cloutier (2)	Winnipeg	9-4 W	1-4-84	Buffalo	Brian Hayward
	91	John Tucker	Toronto	4-2 W	4-1-84	Buffalo	Bruce Dowie
1984-85 (3)	92	Mike Foligno (3)	Quebec	5-4 W	10-19-84	Buffalo	Daniel Bouchard
	93	Sean McKenna	Boston	3-3 T	12-5-84	Buffalo	Pete Peeters
	# 94	Gilbert Perreault (17)	Calgary	6-1 W	2-9-85	Calgary	Rejean Lemelin (2) Don Edwards (1)
1985-86 (4)	# 95	Gilbert Perreault (18)	Quebec	7-5 W	11-22-85	Buffalo	Mario Gosselin (2) Empty Net (1)
	*96	Lindy Ruff (2)	Quebec	6-2 W	12-15-85	Buffalo	Clint Malarchuk
	97	Mike Foligno (4)	NY Islanders	4-3 W	12-29-85	Buffalo	Billy Smith
	**98	Dave Andreychuk	Boston	8-6 W	2-6-86	Boston	Pat Riggan (1) Doug Keans (4)
1986-87 (1)	99	Wilf Paiement	St. Louis	4-3 W	2-26-87	Buffalo	Rick Wamsley



Sabres All-Time Hat Tricks RECORD BOOK



SEASON	NO.	PLAYER	OPPONENT	SCORE	DATE	PLACE	GOALIE(S)
1987-88 (6)	100.	Dave Andreychuk (2)	Quebec	6-3 W	12-3-87	Buffalo	Mario Brunetta
	101.	Dave Andreychuk (3)	Montreal	6-5 W	1-6-88	Montreal	Brian Hayward
	102.	Phil Housley (2)	New Jersey	7-3 W	1-22-88	Buffalo	Alain Chevrier
	103.	Dave Andreychuk (4)	NY Islanders	4-6 L	2-6-88	New York	Billy Smith
	104.	Ray Sheppard	Quebec	5-6 L	2-21-88	Buffalo	Mario Gosselin
	105.	Ray Sheppard (2)	Vancouver	7-5 W	3-13-88	Vancouver	Steve Weeks
1988-89 (3)	106.	Dave Andreychuk (5)	Pittsburgh	8-5 W	10-12-88	Buffalo	Wendell Young
	107.	Adam Creighton	NY Rangers	6-4 W	11-2-88	Buffalo	Bob Froese
	108.	Mike Foligno (5)	Hartford	5-3 W	1-31-89	Hartford	Peter Sidorkiewicz
1989-90 (2)	109.	Pierre Turgeon	New Jersey	6-4 W	12-1-89	Buffalo	Chris Terreri (2) Sean Burke (1)
	110.	Dave Andreychuk (6)	Detroit	6-5 W	3-27-90	Detroit	Tim Cheveldae
1990-91 (3)	111.	Pierre Turgeon (2)	Hartford	5-0 W	10-28-90	Buffalo	Peter Sidorkiewicz
	112.	Dale Hawerchuk	Winnipeg	6-2 W	3-13-91	Winnipeg	Bob Essensa (2) Empty Net (1)
	113.	Alexander Mogilny	Washington	5-2 W	3-31-91	Buffalo	Don Beaupre
1991-92 (9)	114.	Pat LaFontaine	San Jose	7-1 W	11-12-91	San Jose	Arturs Irbe (1) Jeff Hackett (2)
	115.	Dave Andreychuk (7)	Boston	4-7 L	11-23-91	Boston	Matt Delguidice
	116.	Tony Tanti	Edmonton	4-4 T	12-20-91	Buffalo	Bill Ranford
	# 117.	Alexander Mogilny (2)	NY Islanders	5-2 W	1-3-92	Buffalo	Glenn Healy (2) Steve Weeks (1)
	118.	Pat LaFontaine (2)	Edmonton	8-2 W	1-10-92	Buffalo	Bill Ranford
	119.	Pat LaFontaine (3)	Montreal	4-3 W	1-25-92	Montreal	Patrick Roy
	120.	Dale Hawerchuk (2)	San Jose	7-6 W	2-14-92	Buffalo	Jarmo Myllys
	121.	Pat LaFontaine (4)	New Jersey	5-4 W	3-6-92	Buffalo	Craig Billington
	*122.	Dave Andreychuk (8)	Los Angeles	8-2 W	3-19-92	Los Angeles	Kelly Hrudey (3) Steve Weeks (1)
1992-93 (10)	123.	Alexander Mogilny (3)	Quebec	4-5 L	10-8-92	Buffalo	Ron Hextall
	*124.	Dave Andreychuk (9)	Hartford	8-2 W	11-13-92	Buffalo	Sean Burke (3) Frank Pietrangelo (1)
	125.	Alexander Mogilny (4)	Boston	5-2 W	12-9-92	Buffalo	Andy Moog
	# 126.	Alexander Mogilny (5)	Washington	4-1 W	12-23-92	Buffalo	Don Beaupre
	127.	Alexander Mogilny (6)	NY Rangers	11-6 W	12-31-92	Buffalo	John Vanbiesbrouck (2) Mike Richter (1)
	128.	Yuri Khmylev	NY Rangers	11-6 W	12-31-92	Buffalo	Mike Richter
	129.	Alexander Mogilny (7)	Ottawa	7-2 W	1-2-93	Ottawa	Daniel Berthiaume
	130.	Pat LaFontaine (5)	Calgary	5-3 W	1-10-93	Buffalo	Mike Vernon
# *131.	Alexander Mogilny (8)	Winnipeg	6-2 W	2-10-93	Winnipeg	Bob Essensa	
*132.	Alexander Mogilny (9)	Detroit	10-7 W	2-24-93	Buffalo	Tim Cheveldae	
1993-94 (2)	133.	Alexander Mogilny (10)	Winnipeg	6-0 W	11-19-93	Buffalo	Bob Essensa (2) Stefan Beaugard (1)
	# 134.	Derek Plante	Tampa Bay	3-0 W	12-1-93	Tampa Bay	Daren Poppa
1994-95 (1)	135.	Donald Audette	Ottawa	7-0 W	3-30-95	Buffalo	Craig Billington
1995-96 (3)	136.	Donald Audette (2)	San Jose	7-2 W	11-8-95	Buffalo	Wade Flaherty
	137.	Jason Dawe	Montreal	7-6 W	1-6-96	Montreal	Jocelyn Thibault
	138.	Pat LaFontaine (6)	Florida	6-1 W	2-25-96	Buffalo	John Vanbiesbrouck
1996-97 (2)	139.	Michal Grosek	Vancouver	6-7 L	12-4-96	Buffalo	Mike Fountain
	140.	Miroslav Satan	NY Rangers	5-1 W	4-4-97	Buffalo	Glenn Healy
1997-98 (2)	# 141.	Jason Dawe (2)	Edmonton	4-4 T	11-10-97	Buffalo	Curtis Joseph
	# 142.	Miroslav Satan (2)	Washington	3-0 W	3-1-98	Washington	Olaf Kolzig (2) Empty Net (1)
1998-99 (2)	143.	Geoff Sanderson	Toronto	6-3 W	10-31-98	Toronto	Felix Potvin
	144.	Dixon Ward	NY Rangers	4-2 W	11-25-98	Buffalo	Dan Cloutier
1999-00 (2)	145.	Miroslav Satan (3)	Ottawa	7-4 W	1-8-00	Ottawa	Ron Tugnutt
	146.	Michael Peca	NY Rangers	3-6 L	2-25-00	Buffalo	Mike Richter



Sabres All-Time Hat Tricks RECORD BOOK



2000-2017							
SEASON	NO.	PLAYER	OPPONENT	SCORE	DATE	PLACE	GOALIE(S)
2000-01 (2)	# 147.	J-P Dumont	Boston	3-0 W	12-12-00	Boston	Peter Skudra (2) Empty Net (1)
	148.	Steve Heinze	Vancouver	4-2 W	3-16-01	Buffalo	Bob Essensa
2001-02 (1)	149.	J-P Dumont (2)	Florida	5-3 W	11-12-01	Florida	Roberto Luongo
2002-03 (3)	# 150.	Curtis Brown	Anaheim	4-0 W	12-4-02	Buffalo	Martin Gerber
	151.	Miroslav Satan (4)	NY Rangers	4-1 W	12-6-02	New York	Dan Blackburn
	152.	Taylor Pyatt	Montreal	4-1 W	3-28-03	Buffalo	Mathieu Garon
2003-04 (3)	153.	Maxim Afinogenov	Washington	7-1 W	12-31-03	Buffalo	Maxime Ouellet
	154.	Miroslav Satan (5)	Washington	7-1 W	12-31-03	Buffalo	Maxime Ouellet
	*155.	Miroslav Satan (6)	Atlanta	7-2 W	2-16-04	Buffalo	Pasi Nurminen (1) Byron Dafoe (3)
2005-06 (5)	156.	Taylor Pyatt (2)	Washington	8-5 W	11-17-05	Buffalo	Brent Johnson
	157.	Jochen Hecht	Los Angeles	10-1 W	1-14-06	Buffalo	Mathieu Garon (1) Adam Hauser (2)
	158.	Jason Pominville	Los Angeles	10-1 W	1-14-06	Buffalo	Adam Hauser
	159.	Derek Roy	Toronto	6-2 W	3-3-06	Buffalo	Mikael Tellqvist
	160.	Derek Roy (2)	Tampa Bay	8-5 W	3-9-06	Buffalo	John Graeme (1) Sean Burke (1) Empty Net (1)
2006-07 (3)	161.	Chris Drury	NY Rangers	7-4 W	10-14-06	Buffalo	Kevin Weekes
	162.	Daniel Briere	Tampa Bay	4-1 W	12-5-06	Tampa Bay	Marc Denis
	163.	Daniel Briere (2)	Boston	7-1 W	1-30-07	Buffalo	Hannu Toivonen (2) Tim Thomas (1)
2007-08 (6)	164.	Derek Roy (3)	Atlanta	10-1 W	1-18-08	Buffalo	Johan Hedberg (2) Kari Lehtonen (1)
	165.	Drew Stafford	Atlanta	10-1 W	1-18-08	Buffalo	Johan Hedberg
	166.	Thomas Vanek	Ottawa	5-1 W	2-12-08	Ottawa	Ray Emery
	# 167.	Thomas Vanek (2)	Tampa Bay	4-3 W	2-20-08	Buffalo	Johan Holmqvist
	# 168.	Thomas Vanek (3)	Tampa Bay	7-4 W	3-19-08	Buffalo	Karri Ramo
# 169.	Thomas Vanek (4)	Boston	3-0 W	4-5-08	Boston	Tim Thomas (2) Empty Net (1)	
2008-09 (2)	170.	Drew Stafford (2)	Edmonton	10-2 W	1-27-09	Edmonton	Dwayne Roloson (1) J. Drouin-Deslauriers (2)
	# 171.	Thomas Vanek (5)	Toronto	5-0 W	2-4-09	Buffalo	Justin Pogge
2009-10 (3)	172.	Jason Pominville (2)	Tampa Bay	6-2 W	3-18-10	Tampa Bay	Antero Niitymaki
	173.	Derek Roy (4)	Tampa Bay	7-1 W	3-27-10	Buffalo	Antero Niitymaki (2) Mike Smith (1)
	*174.	Thomas Vanek (6)	Ottawa	5-2 W	4-10-10	Ottawa	Pascal Leclaire
2010-11 (5)	175.	Drew Stafford (3)	Boston	3-2 W	12-5-10	Buffalo	Tuukka Rask
	176.	Drew Stafford (4)	Boston	7-6 W	1-1-11	Buffalo	Tuukka Rask (1) Tim Thomas (1) Empty Net (1)
	177.	Drew Stafford (5)	Tampa Bay	7-4 W	2-8-11	Tampa Bay	Dwayne Roloson
	178.	Drew Stafford (6)	NY Islanders	6-7 O	2-13-11	Buffalo	Mikko Koskinen (2) Al Montoya (1)
	179.	Thomas Vanek (7)	Tampa Bay	4-2 W	4-5-11	Buffalo	Dwayne Roloson
2011-12 (0)		None					
2012-13 (1)	180.	Thomas Vanek (8)	Boston	7-4 W	1-31-13	Boston	Tuukka Rask
2013-14 (0)		None					
2014-15 (0)		None					
2015-16 (2)	181.	Rasmus Ristolainen	Calgary	3-4 L	12-10-15	Calgary	Jonas Hiller
	182.	Sam Reinhart	Winnipeg	4-2 W	1-10-16	Winnipeg	Connor Hellebuyck
2016-17 (0)		None					



Sabres All-Time Hat Tricks RECORD BOOK



2017-2019

SEASON	NO.	PLAYER	OPPONENT	SCORE	DATE	PLACE	GOALIE(S)
2017-18 (2)	183.	Jack Eichel	Carolina	4-5 L	12-15-17	Buffalo	Cam Ward
	184.	Sam Reinhart (2)	Nashville	7-4 W	3-31-18	Nashville	Pekka Rinne (2) Juuse Saros (1)
2018-19 (2)	185.	Jeff Skinner	Los Angeles	5-1 W	10-20-18	Los Angeles	Jonathan Quick (2) Empty Net (1)
	186.	Sam Reinhart (3)	Washington	5-2 W	2-23-19	Buffalo	Brayden Holtby (2) Empty Net (1)

SABRES HAT TRICK LEADERS

Rick Martin (21), Gilbert Perreault (18), Danny Gare (10), Alexander Mogilny (10), Dave Andreychuk (9), Thomas Vanek (8), Pat LaFontaine (6), Miroslov Satan (6), Drew Stafford (6), Mike Foligno (5), Rene Robert (5), Derek Roy (4), Andre Savard (4), Jim Lorentz (3), Gerry Meehan (3), Craig Ramsay (3), Sam Reinhart (3), Eddie Shack (3), Donald Audette (2), Daniel Briere (2), Real Cloutier (2), Jason Dawe (2), Rick Dudley (2), J-P Dumont (2), Dale Hawerchuk (2), Phil Housley (2), Tony McKegney (2), Jason Pominville (2), Taylor Pyatt (2), Lindy Ruff (2), Ray Sheppard (2), Pierre Turgeon (2), Maxim Afinogenov, Steve Atkinson, Curtis Brown, Adam Creighton, Paul Cyr, Chris Drury, Jack Eichel, Michal Grosek, Gilles Hamel, Jochen Hecht, Steve Heinze, Yuri Khmylev, Jerry Korab, Yvon Lambert, Don Luce, Sean McKenna, Wilf Paiement, Michael Peca, Derek Plante, Jacques Richard, Rasmus Ristolainen, Geoff Sanderson, Jim Schoenfeld, Rick Seiling, Fred Stanfield, Tony Tanti, John Tucker, John Van Boxmeer, Hannu Virta, Dixon Ward

HAT TRICKS BY DEFENSEMEN

Phil Housley (2), Jerry Korab, Rasmus Ristolainen, Jim Schoenfeld, John Van Boxmeer, Hannu Virta

* - Indicates a four-goal game. ** - Indicates a five-goal game.

- Indicates three consecutive and uninterrupted goals (true or natural hat trick). Note: Alexander Mogilny's first three goals in a four-goal game at Winnipeg on 2-10-93 (6-2 W) were consecutive and uninterrupted.

Note: Figure in parentheses for scorer indicates cumulative total with the Sabres.





All-Time Hat Tricks Against Sabres RECORD BOOK



1970-1986							
SEASON	NO.	PLAYER	OPPONENT	SCORE	DATE	PLACE	GOALIE(S)
1970-71 (3)	1.	Dave Balon	NY Rangers	2-7 L	12-22-70	Buffalo	Roger Crozier
	*2.	Rosaire Paiement	Vancouver	3-6 L	2-9-71	Vancouver	Roger Crozier
	3.	Garry Unger	St. Louis	0-9 L	3-13-71	St. Louis	Joe Daley
1971-72 (4)	4.	Bill Goldsworthy	Minnesota	1-5 L	10-23-71	Minnesota	Dave Dryden
	# 5.	Nick Libett	Detroit	1-3 L	1-27-72	Buffalo	Roger Crozier (2) Empty Net (1)
	# 6.	Darryl Sittler	Toronto	1-4 L	2-19-72	Toronto	Roger Crozier
	7.	Jim Johnston	California	3-6 L	3-8-72	California	Dave Dryden (1) Roger Crozier (2)
1972-73 (6)	# *8.	Bob Schmautz	Vancouver	5-9 L	11-19-72	Vancouver	Dave Dryden
	9.	Pete Stelmowski	NY Rangers	2-4 L	1-11-73	Buffalo	Dave Dryden
	# *10.	Phil Esposito	Boston	0-6 L	1-14-73	Boston	Dave Dryden
	# 11.	Bill Flett	Philadelphia	3-4 L	1-21-73	Buffalo	Dave Dryden
	12.	Keith McCreary	Atlanta	5-8 L	1-28-73	Buffalo	Roger Crozier
	13.	Rey Comeau	Atlanta	5-8 L	1-28-73	Buffalo	Roger Crozier
1973-74 (2)	14.	Yvan Cournoyer	Montreal	1-7 L	12-22-73	Montreal	Roger Crozier
	15.	Billy Harris	NY Islanders	4-3 W	3-3-74	Buffalo	Dave Dryden
1974-75 (3)	16.	Bob Nevin	Los Angeles	1-4 L	10-13-74	Buffalo	Gary Bromley
	# 17.	Don Kozak	Los Angeles	2-7 L	10-24-74	Los Angeles	Gary Bromley
	18.	Guy Lapointe	Montreal	8-6 W	11-13-74	Montreal	Gary Bromley
1975-76 (3)	# 19.	Larry Romanchych	Atlanta	4-7 L	12-14-75	Buffalo	Gerry Desjardins
	20.	Butch Goring	Los Angeles	6-9 L	1-1-76	Buffalo	Gerry Desjardins
	21.	Rick Kehoe	Pittsburgh	7-6 W	3-10-76	Pittsburgh	Al Smith
1976-77 (2)	22.	Bernie Federko	St. Louis	5-6 L	2-5-77	St. Louis	Gerry Desjardins
	23.	Marcel Dionne	Los Angeles	1-5 L	2-27-77	Buffalo	Don Edwards (2) Bob Sauve (1)
1977-78 (0)	None						
1978-79 (3)	24.	Guy Lafleur	Montreal	1-8 L	12-2-78	Montreal	Bob Sauve
	25.	Wayne Cashman	Boston	3-7 L	12-31-78	Buffalo	Don Edwards
	26.	Lanny McDonald	Toronto	3-6 L	4-1-79	Buffalo	Don Edwards
1979-80 (2)	27.	Blaine Stoughton	Hartford	3-5 L	11-21-79	Hartford	Don Edwards
	# 28.	Bernie Federko (2)	St. Louis	2-3 L	2-9-80	St. Louis	Don Edwards
1980-81 (3)	*29.	Mark Napier	Montreal	5-6 L	12-3-80	Buffalo	Bob Sauve
	30.	Dan Labraaten	Calgary	4-4 T	2-14-81	Calgary	Don Edwards
	31.	Dwight Foster	Boston	4-6 L	3-1-81	Boston	Don Edwards
1981-82 (2)	# 32.	Stan Smyl	Vancouver	3-4 L	1-27-82	Vancouver	Don Edwards
	# 33.	Wayne Gretzky	Edmonton	3-6 L	2-24-82	Buffalo	Don Edwards
1982-83 (5)	34.	Peter Stastny	Quebec	4-6 L	10-6-82	Buffalo	Bob Sauve
	35.	Peter Stastny (2)	Quebec	4-6 L	10-9-82	Quebec	Bob Sauve
	36.	John Paul Kelly	Los Angeles	2-7 L	2-10-83	Los Angeles	Jacques Cloutier
	# 37.	Tim Young	Minnesota	1-5 L	3-8-83	Minnesota	Phil Myre
	38.	Darcy Rota	Vancouver	3-8 L	3-12-83	Vancouver	Phil Myre
1983-84 (2)	39.	Anton Stastny	Quebec	2-9 L	10-8-83	Quebec	Bob Sauve
	40.	Wayne Babych	St. Louis	2-8 L	12-6-83	St. Louis	Bob Sauve
1984-85 (0)	None						
1985-86 (3)	41.	Paul Lawless	Hartford	4-6 L	12-13-85	Buffalo	Tom Barrasso
	42.	Steve Kasper	Boston	6-6 T	12-31-85	Buffalo	Tom Barrasso
	43.	Steve Larmer	Chicago	7-6 W	3-12-86	Chicago	Tom Barrasso
1986-87 (6)	*44.	Wendel Clark	Toronto	5-5 T	10-11-86	Toronto	Daren Puppa
	45.	Mario Lemieux	Pittsburgh	3-7 L	10-17-86	Buffalo	Tom Barrasso
	46.	Michel Goulet	Quebec	1-6 L	11-21-86	Buffalo	Jacques Cloutier
	47.	Brent Ashton	Quebec	0-7 L	12-13-86	Quebec	Tom Barrasso (2) Jacques Cloutier (1)



All-Time Hat Tricks Against Sabres RECORD BOOK



1987-1999							
SEASON	NO.	PLAYER	OPPONENT	SCORE	DATE	PLACE	GOALIE(S)
1986-87 (6)	48.	Peter Zezel	Philadelphia	4-7 L	1-28-87	Buffalo	Jacques Cloutier
	49.	Tony McKegney	NY Rangers	3-6 L	2-24-87	Buffalo	Tom Barrasso (2) Empty Net (1)
1987-88 (11)	50.	Mario Lemieux (2)	Pittsburgh	3-5 L	10-24-87	Pittsburgh	Jacques Cloutier
	51.	Ron Francis	Hartford	1-9 L	11-18-87	Hartford	Daren Puppa (2) Jacques Cloutier (1)
	52.	Bob Carpenter	Los Angeles	5-8 L	11-22-87	Buffalo	Daren Puppa (1) Jacques Cloutier (2)
	53.	Bernie Nicholls	Los Angeles	5-8 L	11-22-87	Buffalo	Daren Puppa (2) Empty Net (1)
	# *54.	Joe Nieuwendyk	Calgary	1-7 L	12-13-87	Buffalo	Daren Puppa
	55.	Cam Neely	Boston	1-5 L	1-16-88	Boston	Tom Barrasso
	56.	Peter Stastny (3)	Quebec	5-6 L	2-21-88	Buffalo	Tom Barrasso
	57.	Hakan Loob	Calgary	4-10 L	3-12-88	Calgary	Tom Barrasso (2) Jacques Cloutier (1)
	58.	Tony Tanti	Vancouver	7-5 W	3-13-88	Vancouver	Tom Barrasso
	59.	Geoff Courtnall	Edmonton	4-6 L	3-15-88	Edmonton	Jacques Cloutier
	60.	Stephane Richer	Montreal	4-9 L	4-2-88	Montreal	Daren Puppa
1988-89 (4)	61.	Joe Mullen	Calgary	0-9 L	11-5-88	Calgary	Tom Barrasso (1) Daren Puppa (2)
	62.	Trevor Linden	Vancouver	2-4 L	11-22-88	Vancouver	Daren Puppa (2) Empty Net (1)
	63.	Wayne Gretzky (2)	Los Angeles	3-5 L	2-4-89	Los Angeles	Darcy Wakaluk (2) Empty Net (1)
	64.	Mario Lemieux (3)	Pittsburgh	3-7 L	2-14-89	Pittsburgh	Jacques Cloutier
1989-90 (2)	65.	Pat LaFontaine	NY Islanders	2-4 L	12-31-89	Buffalo	Daren Puppa
	66.	Vincent Damphousse	Toronto	3-4 L	3-16-90	Buffalo	Daren Puppa
1990-91 (1)	# 67.	Bryan Fogarty	Quebec	2-4 L	12-1-90	Quebec	Clint Malarchuk
1991-92 (5)	68.	Owen Nolan	Quebec	5-4 W	10-12-91	Quebec	Daren Puppa
	69.	Murray Craven	Hartford	6-6 T	12-7-91	Hartford	Clint Malarchuk
	70.	Steve Yzerman	Detroit	4-4 T	1-29-92	Detroit	Daren Puppa
	71.	Kevin Miller	Detroit	4-9 L	2-12-92	Buffalo	Daren Puppa
	*72.	Joe Sakic	Quebec	3-7 L	4-14-92	Quebec	Clint Malarchuk
1992-93 (5)	73.	Joe Juneau	Boston	2-5 L	1-12-93	Boston	Daren Puppa
	74.	Sergei Nemchinov	NY Rangers	6-4 W	1-29-93	Buffalo	Tom Draper
	75.	Kelly Buchberger	Edmonton	4-5 L	1-31-93	Buffalo	Tom Draper
	*76.	Brian Bellows	Montreal	4-8 L	2-27-93	Montreal	Grant Fuhr
	77.	Kevin Dineen	Philadelphia	4-7 L	4-15-93	Buffalo	Grant Fuhr (1) Dominik Hasek (2)
1993-94 (1)	78.	Shawn Burr	Detroit	4-6 L	10-18-93	Buffalo	Grant Fuhr
1994-95 (0)	None						
1995-96 (4)	79.	Pierre Turgeon	Montreal	7-6 W	1-6-96	Montreal	John Blue (2) Martin Biron (1)
	# 80.	Gary Roberts	Calgary	1-3 L	1-12-96	Calgary	Dominik Hasek
	# 81.	Russ Courtnall	Vancouver	2-5 L	3-6-96	Vancouver	Dominik Hasek
	# *82.	Peter Bondra	Washington	1-5 L	4-3-96	Buffalo	Andrei Trefilov
1996-97 (4)	83.	Ray Sheppard	Florida	3-4 L	11-26-96	Florida	Andrei Trefilov (2) Dominik Hasek (1)
	84.	Bill Guerin	New Jersey	6-5 W	12-31-96	Buffalo	Dominik Hasek
	85.	Paul Kariya	Anaheim	2-5 L	1-10-97	Anaheim	Dominik Hasek
	*86.	Jaroslav Svejkovsky	Washington	3-8 L	4-13-97	Buffalo	Dominik Hasek Steve Shields
1997-98 (0)	None						
1998-99 (2)	87.	Teemu Selanne	Anaheim	2-7 L	1-1-99	Buffalo	Dominik Hasek
	88.	Vyacheslav Kozlov	Detroit	4-4 T	2-21-99	Buffalo	Dwayne Roloson
1999-00 (2)	89.	Pavel Bure	Florida	2-4 L	12-17-99	Buffalo	Martin Biron (2) Empty Net (1)



All-Time Hat Tricks Against Sabres RECORD BOOK



2000-2019							
SEASON	NO.	PLAYER	OPPONENT	SCORE	DATE	PLACE	GOALIE(S)
1999-00 (2)	90.	Petr Nedved	NY Rangers	3-6 L	2-25-00	Buffalo	Dominik Hasek (2) Empty Net (1)
2000-01 (2)	91.	Ray Ferraro	Atlanta	4-5 L	2-13-01	Atlanta	Martin Biron
	92.	Jeremy Roenick	Phoenix	3-7 L	2-23-01	Buffalo	Dominik Hasek (2) Martin Biron (1)
2001-02 (2)	93.	Brian Savage	Montreal	2-5 L	10-26-01	Buffalo	Martin Biron
	94.	Jason Arnott	New Jersey	1-4 L	2-10-02	New Jersey	Martin Biron
2002-03 (0)		None					
2003-04 (1)	95.	Vladimir Orszagh	Nashville	1-4 L	11-29-03	Nashville	Martin Biron
2005-06 (2)	*96.	Martin Havlat	Ottawa	4-10 L	11-2-05	Buffalo	Mika Noronen (3) Martin Biron (1)
	# 97.	Daniel Alfredsson	Ottawa	4-10 L	11-2-05	Buffalo	Martin Biron
2006-07 (1)	98.	Dany Heatley	Ottawa	3-6 L	1-3-07	Ottawa	Ryan Miller
2007-08 (1)	99.	Tomas Plekanec	Montreal	2-6 L	2-29-08	Buffalo	Ryan Miller
2008-09 (1)	100.	Mike Cammalleri	Calgary	2-5 L	1-28-09	Calgary	Ryan Miller
2009-10 (2)	101.	Jeff Tambellini	NY Islanders	0-5 L	10-31-09	New York	Ryan Miller (2) Patrick Lalime (1)
	102.	Sidney Crosby	Pittsburgh	4-5 L	2-1-10	Pittsburgh	Ryan Miller
2010-11 (5)	103.	Derek Stepan	NY Rangers	3-6 L	10-9-10	Buffalo	Ryan Miller
	104.	Daniel Alfredsson (2)	Ottawa	2-4 L	10-22-10	Buffalo	Ryan Miller (2) Empty Net (1)
	# 105.	John Tavares	NY Islanders	3-5 L	1-15-11	New York	Ryan Miller
	106.	Michael Grabner	NY Islanders	6-7 O	2-13-11	Buffalo	Ryan Miller
	107.	Blake Geoffrion	Nashville	3-4 O	3-20-11	Buffalo	Ryan Miller
2011-12 (2)	108.	Evgeni Malkin	Pittsburgh	3-8 L	12-17-11	Pittsburgh	Ryan Miller (1) Jhonas Enroth (2)
	109.	Ilya Kovalchuk	New Jersey	1-4 L	2-14-12	Buffalo	Ryan Miller
2012-13 (2)	110.	Eric Staal	Carolina	3-6 L	1-24-13	Carolina	Jhonas Enroth
	111.	Brad Richards	NY Rangers	4-8 L	4-19-13	Buffalo	Ryan Miller (1) Jhonas Enroth (2)
2013-14 (1)	112.	Ryan Getzlaf	Anaheim	2-6 L	11-8-13	Anaheim	Ryan Miller
2014-15 (5)	113.	Corey Perry	Anaheim	1-4 L	10-22-14	Anaheim	Michal Neuvirth
	# 114.	Jori Lehtera	St. Louis	1-6 L	11-11-14	St. Louis	Michal Neuvirth
	115.	Nino Niederreiter	Minnesota	3-6 L	11-13-14	Minnesota	Jhonas Enroth
	116.	Bobby Ryan	Ottawa	2-5 L	12-29-14	Ottawa	Jhonas Enroth
	117.	Henrik Zetterberg	Detroit	4-6 L	1-18-15	Detroit	Jhonas Enroth
2015-16 (1)	118.	Radim Vrbata	Vancouver	2-5 L	12-7-15	Vancouver	Linus Ullmark
2016-17 (2)	119.	Mike Hoffman	Ottawa	4-5 L	11-29-16	Ottawa	Robin Lehner (1) Anders Nilsson (2)
	120.	Max Pacioretty	Montreal	2-5 L	1-31-17	Montreal	Robin Lehner
2017-18 (1)	121.	Nino Niederreiter (2)	Minnesota	2-6 L	1-4-18	Minnesota	Robin Lehner
2018-19 (1)	122.	Logan Couture	San Jose	1-5 L	10-18-18	San Jose	Carter Hutton

OPPONENT HAT TRICK LEADERS

Mario Lemieux (3), Peter Stastny (3), Daniel Alfredsson (2), Bernie Federko (2), Wayne Gretzky (2), Nino Niederreiter (2)

* - Indicates a four-goal game.

- Indicates three consecutive and uninterrupted goals (true or natural hat trick). Note: Five Sabres opponents have scored natural hat tricks with their first three goals in a four-goal game: Bob Schumatz's (11-19-72), Phil Esposito (1-14-73), Joe Nieuwendyk (12-13-87), Peter Bondra (4-3-96) and Daniel Alfredsson (11-2-05).

Note: Figure in parentheses for scorer indicates cumulative total against the Sabres.



Sabres All-Time Shutouts RECORD BOOK



1970-1985							
SEASON	NO.	GOALTENDER	OPPONENT	SCORE	DATE	PLACE	SAVES
1970-71 (3)	1.	Roger Crozier	Minnesota	1-0	12-6-70	Buffalo	24
	2.	Joe Daley	California	3-0	2-12-71	Buffalo	26
	3.	Dave Dryden	Minnesota	5-0	3-14-71	Minnesota	35
1971-72 (2)	4.	Roger Crozier (2)	Los Angeles	2-0	12-2-71	Buffalo	31
	5.	Roger Crozier (3)	Vancouver	1-0	1-20-72	Buffalo	29
1972-73 (6)	6.	Roger Crozier (4)	Vancouver	6-0	10-19-72	Buffalo	31
	7.	Roger Crozier (5)	California	0-0	11-9-72	Buffalo	23
	8.	Roger Crozier (6)	Pittsburgh	1-0	11-12-72	Buffalo	18
	9.	Dave Dryden (2)	Toronto	4-0	12-17-72	Buffalo	21
	10.	Dave Dryden (3)	Philadelphia	2-0	1-7-73	Buffalo	35
	11.	Dave Dryden (4)	California	4-0	2-8-73	Buffalo	24
1973-74 (1)	12.	Dave Dryden (5)	St. Louis	1-0	1-13-74	Buffalo	18
1974-75 (7)	13.	Gary Bromley	St. Louis	2-0	10-26-74	St. Louis	21
	14.	Roger Crozier (7)	Atlanta	4-0	11-17-74	Buffalo	25
	15.	Gary Bromley (2)	Minnesota	5-0	12-8-74	Buffalo	14
	16.	Gary Bromley (3)	Washington	4-0	12-22-74	Washington	26
	17.	Roger Crozier (8)	California	4-0	1-15-75	California	26
	18.	Gary Bromley (4)	Kansas City	5-0	1-19-75	Buffalo	20
	19.	Roger Crozier (9)	Los Angeles	5-0	2-27-75	Buffalo	21
1975-76 (3)	20.	Roger Crozier (10)	Detroit	4-0	10-9-75	Buffalo	18
	21.	Gerry Desjardins	Boston	4-0	11-5-75	Buffalo	16
	22.	Gerry Desjardins (2)	Pittsburgh	6-0	1-11-76	Buffalo	28
1976-77 (5)	23.	Gerry Desjardins (3)	Vancouver	4-0	10-20-76	Buffalo	29
	24.	Gerry Desjardins (4)	St. Louis	5-0	11-10-76	Buffalo	38
	25.	Gerry Desjardins (5)	Colorado	3-0	1-16-77	Buffalo	21
	26.	Don Edwards	Chicago	3-0	2-16-77	Buffalo	23
	27.	Don Edwards (2)	Philadelphia	2-0	2-24-77	Buffalo	25
1977-78 (5)	28.	Don Edwards (3)	Montreal	4-0	10-30-77	Montreal	34
	29.	Don Edwards (4)	Vancouver	3-0	12-11-77	Buffalo	19
	30.	Don Edwards (5)	NY Rangers	2-0	2-9-78	Buffalo	25
	31.	Don Edwards (6)	Los Angeles	5-0	2-16-78	Buffalo	29
	32.	Don Edwards (7)	Philadelphia	4-0	2-23-78	Buffalo	20
1978-79 (2)	33.	Don Edwards (8)	Toronto	1-0	10-19-78	Buffalo	19
	34.	Don Edwards (9)	Washington	2-0	11-11-78	Washington	25
1979-80 (6)	35.	Bob Sauve	Quebec	3-0	10-27-79	Quebec	19
	36.	Bob Sauve (2)	Chicago	0-0	10-31-79	Chicago	20
	37.	Bob Sauve (3)	Washington	2-0	12-2-79	Buffalo	20
	38.	Don Edwards (10)	Detroit	4-0	12-10-79	Buffalo	14
	39.	Bob Sauve (4)	Vancouver	3-0	2-3-80	Buffalo	22
	40.	Don Edwards (11)	Pittsburgh	9-0	2-7-80	Buffalo	25
1980-81 (5)	41.	Bob Sauve (5)	Edmonton	2-0	10-15-80	Buffalo	15
	42.	Don Edwards (12)	NY Rangers	4-0	1-18-81	Buffalo	30
	43.	Don Edwards (13)	Winnipeg	4-0	2-1-81	Buffalo	23
	44.	Don Edwards (14)	Philadelphia	4-0	2-5-81	Philadelphia	31
	45.	Bob Sauve (6)	Calgary	4-0	3-4-81	Buffalo	24
1981-82 (0)	None						
1982-83 (1)	46.	Bob Sauve (7)	Quebec	0-0	2-5-83	Quebec	22
1983-84 (2)	47.	Tom Barrasso	Los Angeles	4-0	1-18-84	Los Angeles	30
	48.	Tom Barrasso (2)	New Jersey	6-0	3-24-84	New Jersey	24
1984-85 (5)	49.	Tom Barrasso (3)	Toronto	6-0	12-26-84	Buffalo	22
	50.	Tom Barrasso (4)	Winnipeg	4-0	12-28-84	Buffalo	14
	51.	Tom Barrasso (5)	Boston	3-0	1-10-85	Boston	20
	52.	Tom Barrasso (6)	Hartford	2-0	1-19-85	Hartford	14
	53.	Tom Barrasso (7)	Washington	4-0	3-2-85	Washington	23



Sabres All-Time Shutouts RECORD BOOK



1985-1998							
SEASON	NO.	GOALTENDER	OPPONENT	SCORE	DATE	PLACE	SAVES
1985-86 (4)	54.	Tom Barrasso (8)	Montreal	6-0	10-16-85	Montreal	25
	55.	Daren Puppa	Edmonton	2-0	11-1-85	Edmonton	37
	56.	Tom Barrasso (9)	Hartford	2-0	11-19-85	Hartford	23
	57.	Jacques Cloutier	Philadelphia	1-0	3-27-86	Philadelphia	30
1986-87 (2)	58.	Tom Barrasso (10)	Montreal	0-0	10-15-86	Buffalo	28
	59.	Tom Barrasso (11)	Hartford	6-0	4-5-87	Buffalo	14
1987-88 (2)	60.	Tom Barrasso (12)	St. Louis	3-0	2-16-88	St. Louis	25
	61.	Tom Barrasso (13)	Boston	3-0	3-6-88	Buffalo	32
1988-89 (2)	62.	Daren Puppa (2)	NY Islanders	3-0	11-12-88	New York	34
	63.	Clint Malarchuk	NY Rangers	2-0	3-8-89	New York	32
1989-90 (1)	64.	Daren Puppa (3)	Hartford	5-0	3-10-90	Hartford	31
1990-91 (3)	65.	Clint Malarchuk (2)	Hartford	5-0	10-28-90	Buffalo	29
	66.	Daren Puppa (4)	Chicago	5-0	12-28-90	Buffalo	33
	67.	Daren Puppa (5)	Winnipeg	2-0	2-10-91	Winnipeg	24
1991-92 (1)	68.	Tom Draper	Chicago	2-0	11-22-91	Buffalo	29
1992-93 (0)	None						
1993-94 (9)	69.	Grant Fuhr	Winnipeg	6-0	11-19-93	Buffalo	22
	70.	Dominik Hasek	Toronto	3-0	11-29-93	Toronto	24
	71.	Dominik Hasek (2)	Tampa Bay	3-0	12-1-93	Tampa Bay	33
	72.	Dominik Hasek (3)	Hartford	3-0	12-11-93	Hartford	25
	73.	Dominik Hasek (4)	Los Angeles	2-0	12-17-93	Buffalo	27
	74.	Dominik Hasek (5)	Montreal	5-0	12-23-93	Buffalo	25
	75.	Dominik Hasek (6)	Anaheim	3-0	3-9-94	Anaheim	24
	76.	Grant Fuhr (2)	Boston	5-0	4-1-94	Buffalo	31
	77.	Dominik Hasek (7)	Montreal	1-0	4-8-94	Buffalo	31
1994-95 (5)	78.	Dominik Hasek (8)	Washington	1-0	2-2-95	Washington	33
	79.	Dominik Hasek (9)	Florida	3-0	3-24-95	Buffalo	28
	80.	Dominik Hasek (10)	Ottawa	7-0	3-30-95	Buffalo	35
	81.	Dominik Hasek (11)	Florida	5-0	4-26-95	Buffalo	31
	82.	Dominik Hasek (12)	Montreal	2-0	5-1-95	Buffalo	32
1995-96 (2)	83.	Dominik Hasek (13)	Ottawa	6-0	11-19-95	Buffalo	31
	84.	Dominik Hasek (14)	St. Louis	2-0	11-27-95	St. Louis	30
1996-97 (5)	85.	Dominik Hasek (15)	Colorado	0-0	11-2-96	Colorado	32
	86.	Dominik Hasek (16)	Tampa Bay	3-0	11-27-96	Tampa Bay	32
	87.	Dominik Hasek (17)	Ottawa	3-0	11-29-96	Buffalo	31
	88.	Dominik Hasek (18)	Boston	4-0	12-14-96	Boston	29
	89.	Dominik Hasek (19)	New Jersey	0-0	12-23-96	New Jersey	37
1997-98 (13)	90.	Dominik Hasek (20)	Boston	5-0	11-20-97	Boston	29
	91.	Dominik Hasek (21)	Anaheim	4-0	12-3-97	Buffalo	29
	92.	Dominik Hasek (22)	Tampa Bay	4-0	12-5-97	Buffalo	38
	93.	Dominik Hasek (23)	Montreal	1-0	12-19-97	Buffalo	42
	94.	Dominik Hasek (24)	NY Rangers	2-0	12-21-97	New York	33
	95.	Dominik Hasek (25)	NY Rangers	3-0	12-26-97	Buffalo	28
	96.	Dominik Hasek (26)	Ottawa	3-0	12-31-97	Buffalo	36
	97.	Dominik Hasek (27)	Washington	3-0	3-1-98	Washington	36
	98.	Dominik Hasek (28)	NY Rangers	1-0	3-2-98	New York	33
	99.	Dominik Hasek (29)	Pittsburgh	3-0	3-15-98	Buffalo	22
	100.	Dominik Hasek (30)	Calgary	2-0	3-24-98	Calgary	29
	101.	Dominik Hasek (31)	Edmonton	1-0	3-27-98	Edmonton	20
	102.	Dominik Hasek (32)	Los Angeles	4-0	4-1-98	Buffalo	37
1998-99 (10)	103.	Dominik Hasek (33)	Colorado	3-0	10-10-98	Colorado	32
	104.	Dominik Hasek (34)	NY Rangers	0-0	10-27-98	New York	16
	105.	Dominik Hasek (35)	Washington	2-0	11-12-98	Washington	23
	106.	Dominik Hasek (36)	Philadelphia	3-0	12-4-98	Buffalo	31
	107.	Dominik Hasek (37)	NY Rangers	2-0	12-11-98	Buffalo	16
	108.	Dominik Hasek (38)	Tampa Bay	2-0	12-23-98	Buffalo	38



Sabres All-Time Shutouts RECORD BOOK



1998-2010							
SEASON	NO.	GOALTENDER	OPPONENT	SCORE	DATE	PLACE	SAVES
1998-99 (10)	109.	Dominik Hasek (39)	New Jersey	2-0	12-26-98	New Jersey	34
	110.	Dominik Hasek (40)	Florida	4-0	1-18-99	Florida	33
	111.	Dwayne Roloson	Vancouver	2-0	2-28-99	Vancouver	15
	112.	Dominik Hasek (41)	Washington	3-0	4-18-99	Buffalo	25
1999-00 (8)	113.	Martin Biron	Atlanta	4-0	11-19-99	Atlanta	18
	114.	Martin Biron (2)	Ottawa	0-0	12-8-99	Buffalo	30
	115.	Martin Biron (3)	Boston	0-0	1-13-00	Boston	39
	116.	Martin Biron (4)	Anaheim	5-0	1-17-00	Anaheim	17
	117.	Martin Biron (5)	Ottawa	1-0	1-28-00	Buffalo	21
	118.	Dominik Hasek (42)	Colorado	2-0	2-8-00	Colorado	24
	119.	Dominik Hasek (43)	Montreal	2-0	4-1-00	Montreal	27
	120.	Dominik Hasek (44)	New Jersey	5-0	4-6-00	New Jersey	32
	2000-01 (13)	121.	Dominik Hasek (45)	NY Islanders	3-0	11-9-00	Buffalo
122.		Dominik Hasek (46)	New Jersey	4-0	11-11-00	New Jersey	23
123.		Dominik Hasek (47)	Boston	3-0	12-12-00	Boston	22
124.		Dominik Hasek (48)	Ottawa	2-0	12-29-00	Buffalo	34
125.		Martin Biron (6)	NY Islanders	2-0	12-30-00	New York	15
126.		Martin Biron (7)	Nashville	2-0	1-6-01	Nashville	29
127.		Dominik Hasek (49)	Anaheim	4-0	1-12-01	Anaheim	21
128.		Dominik Hasek (50)	Florida	1-0	1-19-01	Buffalo	21
129.		Dominik Hasek (51)	Ottawa	2-0	2-19-01	Buffalo	30
130.		Dominik Hasek (52)	New Jersey	1-0	2-22-01	New Jersey	24
131.		Dominik Hasek (53)	Toronto	3-0	3-20-01	Buffalo	16
132.		Dominik Hasek (54)	Atlanta	4-0	3-26-01	Atlanta	19
133.		Dominik Hasek (55)	Atlanta	1-0	3-30-01	Buffalo	30
2001-02 (4)	134.	Martin Biron (8)	Atlanta	8-0	11-8-01	Buffalo	16
	135.	Martin Biron (9)	NY Islanders	5-0	3-7-02	New York	26
	136.	Martin Biron (10)	Montreal	3-0	3-8-02	Buffalo	26
	137.	Martin Biron (11)	Montreal	3-0	4-13-02	Montreal	22
2002-03 (6)	138.	Martin Biron (12)	Anaheim	4-0	12-4-02	Buffalo	22
	139.	Ryan Miller	Minnesota	1-0	1-14-03	Minnesota	22
	140.	Martin Biron (13)	Phoenix	1-0	1-18-03	Phoenix	30
	141.	Martin Biron (14)	Pittsburgh	0-0	1-21-03	Buffalo	23
	142.	Martin Biron (15)	Toronto	4-0	1-24-03	Buffalo	27
	143.	Mika Noronen	Florida	4-0	3-8-03	Florida	29
2003-04 (4)	144.	Mika Noronen (2)	Calgary	2-0	10-18-03	Calgary	20
	145.	Mika Noronen (3)	Carolina	5-0	11-21-03	Buffalo	35
	146.	Martin Biron (16)	Washington	6-0	3-10-04	Washington	27
	147.	Martin Biron (17)	Columbus	6-0	3-29-04	Buffalo	23
2005-06 (2)	148.	Ryan Miller (2)	Toronto	6-0	4-16-06	Buffalo	31
	149.	Martin Biron (18)	Carolina	4-0	4-18-06	Carolina	33
2006-07 (2)	150.	Ryan Miller (3)	NY Islanders	3-0	10-26-06	New York	29
	151.	Ryan Miller (4)	Washington	2-0	4-7-07	Washington	26
2007-08 (5)	152.	Ryan Miller (5)	Atlanta	6-0	10-11-07	Buffalo	20
	153.	Jocelyn Thibault	Montreal	3-0	11-24-07	Montreal	24
	154.	Ryan Miller (6)	Florida	1-0	1-30-08	Florida	32
	155.	Ryan Miller (7)	Toronto	1-0	2-13-08	Buffalo	35
	156.	Jocelyn Thibault (2)	Boston	3-0	4-5-08	Boston	17
2008-09 (5)	157.	Ryan Miller (8)	Washington	5-0	11-1-08	Buffalo	29
	158.	Ryan Miller (9)	New Jersey	2-0	11-3-08	New Jersey	24
	159.	Ryan Miller (10)	Los Angeles	5-0	12-19-08	Buffalo	40
	160.	Ryan Miller (11)	Phoenix	2-0	1-31-09	Phoenix	28
	161.	Ryan Miller (12)	Toronto	5-0	2-4-09	Buffalo	16
2009-10 (5)	162.	Ryan Miller (13)	Nashville	1-0	10-10-09	Nashville	25
	163.	Ryan Miller (14)	NY Islanders	3-0	11-4-09	Buffalo	24
	164.	Ryan Miller (15)	Toronto	3-0	11-30-09	Toronto	38
	165.	Ryan Miller (16)	Washington	3-0	12-9-09	Buffalo	35
	166.	Ryan Miller (17)	Montreal	1-0	1-3-10	Montreal	30



Sabres All-Time Shutouts RECORD BOOK



2010-2019							
SEASON	NO.	GOALTENDER	OPPONENT	SCORE	DATE	PLACE	SAVES
2010-11 (6)	167.	Ryan Miller (18)	Columbus	5-0	12-3-10	Buffalo	19
	168.	Ryan Miller (19)	Ottawa	1-0*	12-4-10	Ottawa	32
	169.	Ryan Miller (20)	San Jose	3-0	1-6-11	San Jose	36
	170.	Ryan Miller (21)	Montreal	2-0	3-22-11	Montreal	31
	171.	Ryan Miller (22)	New Jersey	2-0	3-26-11	Buffalo	30
	172.	Jhonas Enroth	NY Rangers	1-0	3-30-11	Buffalo	23
2011-12 (7)	173.	Ryan Miller (23)	Florida	3-0	10-20-11	Florida	22
	174.	Jhonas Enroth (2)	Carolina	1-0	11-18-11	Carolina	34
	175.	Ryan Miller (24)	NY Rangers	0-1**	2-1-12	Buffalo	29
	176.	Ryan Miller (25)	Boston	6-0	2-8-12	Buffalo	36
	177.	Ryan Miller (26)	Anaheim	2-0	2-29-12	Anaheim	43
	178.	Ryan Miller (27)	San Jose	1-0	3-1-12	San Jose	39
	179.	Ryan Miller (28)	Montreal	3-0	3-21-12	Buffalo	34
2012-13 (1)	180.	Jhonas Enroth (3)	Philadelphia	1-0	4-13-13	Buffalo	29
2013-14 (0)	None						
2014-15 (1)	181.	Jhonas Enroth (4)	Los Angeles	1-0	12-9-14	Buffalo	34
2015-16 (2)	182.	Chad Johnson	Anaheim	3-0	12-17-15	Buffalo	44
	183.	Robin Lehner	Columbus	4-0	2-19-16	Columbus	38
2016-17 (3)	184.	Anders Nilsson	Florida	3-0	10-29-16	Buffalo	33
	185.	Robin Lehner (2)	Ottawa	4-0	2-4-17	Buffalo	37
	186.	Robin Lehner (3)	Colorado	2-0	2-16-17	Buffalo	23
2017-18 (3)	187.	Robin Lehner (4)	Detroit	1-0	10-24-17	Buffalo	32
	188.	Robin Lehner (5)	Edmonton	5-0	1-23-18	Edmonton	33
	189.	Robin Lehner (6)	Vancouver	4-0	1-25-18	Vancouver	30
2018-19 (2)	190.	Linus Ullmark	Arizona	3-0	10-13-18	Arizona	36
	191.	Linus Ullmark (2)	Anaheim	3-0	12-22-18	Buffalo	40

SABRES SHUTOUT LEADERS

Dominik Hasek (55), Ryan Miller (28), Martin Biron (18), Don Edwards (14), Tom Barrasso (13), Roger Crozier (10), Bob Sauve (7), Robin Lehner (6), Gerry Desjardins (5), Dave Dryden (5), Daren Puppa (5), Gary Bromley (4), Jhonas Enroth (4), Mika Noronen (3), Grant Fuhr (2), Clint Malarchuk (2), Jocelyn Thibault (2), Linus Ullmark (2), Jacques Cloutier, Joe Daley, Tom Draper, Chad Johnson, Anders Nilsson, Dwayne Roloson

Note: Figure in parentheses for goaltender indicates cumulative total with the Sabres.
 * Buffalo won 1-0 in a shootout. Ottawa's Brian Elliott was also credited with a shutout.
 ** New York won 1-0 in a shootout. New York's Henrik Lundqvist was credited with the shutout win.





All-Time Shutouts Against Sabres RECORD BOOK



1970-1988							
SEASON	NO.	GOALTENDER	OPPONENT	SCORE	DATE	PLACE	SAVES
1970-71 (9)	1.	Ed Giacomin	NY Rangers	3-0	10-14-70	New York	15
	2.	Phil Myre	Montreal	3-0	10-15-70	Buffalo	14
	3.	Tony Esposito	Chicago	4-0	10-25-70	Buffalo	27
	4.	Cesar Maniago	Minnesota	3-0	11-21-70	Minnesota	22
	5.	Bruce Gamble	Toronto	4-0	12-13-70	Buffalo	17
	6.	Ed Giacomin (2)	NY Rangers	4-0	12-16-70	New York	20
	7.	Jacques Plante	Toronto	2-0	12-19-70	Toronto	24
	8.	Jacques Plante (2)	Toronto	2-0	2-27-71	Toronto	28
	9.	Glenn Hall	St. Louis	9-0	3-13-71	St. Louis	27
1971-72 (3)	10.	Doug Favell	Philadelphia	5-0	12-16-71	Philadelphia	35
	11.	Jim Rutherford	Pittsburgh	2-0	2-17-72	Buffalo	23
	12.	Ken Dryden	Montreal	4-0	2-20-72	Buffalo	32
1972-73 (4)	13.	Marv Edwards	California	0-0	11-9-72	Buffalo	28
	14.	Rogie Vachon	Los Angeles	2-0	12-23-72	Los Angeles	20
	15.	Ed Johnston	Boston	6-0	1-14-73	Boston	20
	16.	Jacques Caron	St. Louis	2-0	3-13-73	St. Louis	23
1973-74 (3)	17.	Gilles Meloche	California	2-0	11-18-73	Buffalo	27
	18.	Dan Bouchard	Atlanta	3-0	1-9-74	Atlanta	32
	19.	Gilles Gilbert	Boston	4-0	3-12-74	Boston	27
1974-75 (1)	20.	Bernie Parent	Philadelphia	6-0	2-1-75	Philadelphia	26
1975-76 (2)	21.	Gary Smith	Vancouver	4-0	11-25-75	Vancouver	35
	22.	Glenn Resch	NY Islanders	3-0	12-7-75	Buffalo	22
1976-77 (3)	23.	Ed Giacomin (3)	Detroit	4-0	10-9-76	Detroit	20
	24.	Glenn Resch (2)	NY Islanders	3-0	12-4-76	New York	33
	25.	Gary Edwards (2)	Cleveland	3-0	1-23-77	Buffalo	27
1977-78 (3)	26.	Mike Veisor	Chicago	2-0	10-16-77	Buffalo	34
	27.	Ron Grahame	Boston	2-0	11-23-77	Buffalo	21
	28.	Ron Low	Detroit	7-0	3-28-78	Detroit	25
1978-79 (3)	29.	Mike Palmateer	Toronto	2-0	10-18-78	Toronto	21
	30.	Mario Lessard	Los Angeles	6-0	10-26-78	Los Angeles	18
	31.	Glenn Resch (3)	NY Islanders	2-0	3-31-79	New York	32
1979-80 (2)	32.	Jim Rutherford (2)	Detroit	4-0	10-25-79	Detroit	26
	33.	Tony Esposito (2)	Chicago	0-0	10-31-79	Chicago	21
1980-81 (0)	None						
1981-82 (1)	34.	Rick Wamsley	Montreal	9-0	10-10-81	Montreal	22
1982-83 (4)	35.	Murray Bannerman	Chicago	4-0	10-20-82	Chicago	37
	36.	Pete Peeters	Boston	4-0	1-20-83	Boston	20
	37.	Dan Bouchard (2)	Quebec	0-0	2-5-83	Quebec	22
	38.	Brian Hayward	Winnipeg	6-0	3-9-83	Winnipeg	24
1983-84 (2)	39.	Billy Smith	NY Islanders	4-0	11-5-83	New York	25
	40.	Andy Moog	Edmonton	7-0	11-18-83	Edmonton	29
1984-85 (0)	None						
1985-86 (2)	41.	Pat Rigglin	Boston	4-0	1-4-86	Boston	24
	42.	Bob Froese	Philadelphia	4-0	2-12-86	Buffalo	28
1986-87 (4)	43.	Patrick Roy	Montreal	0-0	10-15-86	Buffalo	23
	44.	Mike Liut	Hartford	3-0	11-26-86	Hartford	27
	45.	Clint Malarchuk	Quebec	7-0	12-13-86	Quebec	28
	46.	Don Beaupre	Minnesota	5-0	1-20-87	Minnesota	27
1987-88 (4)	47.	Grant Fuhr	Edmonton	5-0	11-7-87	Edmonton	26
	48.	Rejean Lemelin	Boston	9-0	12-22-87	Boston	33
	49.	Rejean Lemelin (2)	Boston	2-0	12-31-87	Buffalo	17
	50.	Greg Stefan	Detroit	4-0	3-1-88	Detroit	19



All-Time Shutouts Against Sabres RECORD BOOK



1988-2001							
SEASON	NO.	GOALTENDER	OPPONENT	SCORE	DATE	PLACE	SAVES
1988-89 (3)	51.	Rick Wamsley (2)	Calgary	9-0	11-5-88	Calgary	21
	52.	Peter Sidorkiewicz	Hartford	9-0	12-6-88	Hartford	31
	53.	Jon Casey	Minnesota	3-0	3-18-89	Minnesota	27
1989-90 (4)	54.	Grant Fuhr (2)	Edmonton	3-0	11-17-89	Edmonton	30
	55.	Mark Fitzpatrick	NY Islanders	3-0	12-5-89	New York	32
	56.	Patrick Roy (2)	Montreal	1-0	2-3-90	Montreal	30
	57.	Glenn Healy	NY Islanders	1-0	2-4-90	Buffalo	39
1990-91 (2)	58.	John Vanbiesbrouck	NY Rangers	5-0	11-26-90	New York	27
	59.	Jeff Reese	Toronto	3-0	2-17-91	Buffalo	28
1991-92 (3)	60.	Patrick Roy (3)	Montreal	5-0	11-2-91	Montreal	15
	61.	Craig Billington	New Jersey	3-0	12-28-91	New Jersey	26
	62.	Darcy Wakaluk	Minnesota	2-0	2-7-92	Buffalo	39
1992-93 (3)	63.	Patrick Roy (4)	Montreal	3-0	11-30-92	Montreal	23
	64.	Andy Moog (2)	Boston	2-0	3-24-93	Buffalo	21
	65.	Andy Moog (3)	Boston	3-0	4-4-93	Buffalo	31
1993-94 (4)	66.	Chris Terreri	New Jersey	4-0	11-17-93	New Jersey	30
	67.	Mike Richter	NY Rangers	2-0	12-13-93	New York	28
	68.	Tommy Soderstrom	Philadelphia	2-0	12-27-93	Buffalo	30
	69.	Daren Puppa	Tampa Bay	4-0	1-24-94	Tampa Bay	23
1994-95 (0)	None						
1995-96 (5)	70.	Darcy Wakaluk (2)	Dallas	3-0	10-24-95	Dallas	27
	71.	Tom Barrasso	Pittsburgh	1-0	1-17-96	Buffalo	31
	72.	Jim Carey	Washington	1-0	1-26-96	Washington	20
	73.	Kirk McLean	Vancouver	3-0	3-3-96	Buffalo	32
	74.	Eric Fichaud	NY Islanders	3-0	4-6-96	New York	20
1996-97 (10)	75.	Rick Tabaracci	Calgary	3-0	10-6-96	Calgary	19
	76.	Corey Schwab	Tampa Bay	4-0	10-15-96	Buffalo	22
	77.	Andy Moog (4)	Dallas	2-0	10-30-96	Dallas	24
	78.	Patrick Roy (5)	Colorado	0-0	11-2-96	Colorado	20
	79.	Ken Wregget	Pittsburgh	3-0	11-12-96	Pittsburgh	25
	80.	Mike Richter (2)	NY Rangers	3-0	12-13-96	Buffalo	30
	81.	Martin Brodeur	New Jersey	0-0	12-23-96	New Jersey	37
	82.	Patrick Lalime	Pittsburgh	2-0	12-28-96	Pittsburgh	21
	83.	Ron Tugnutt	Ottawa	2-0	4-2-97	Buffalo	15
	84.	Ron Tugnutt (2)	Ottawa	1-0	4-12-97	Ottawa	17
1997-98 (4)	85.	Ron Tugnutt (3)	Ottawa	3-0	12-6-97	Ottawa	25
	86.	Tommy Salo	NY Islanders	4-0	12-17-97	New York	28
	87.	Ron Hextall	Philadelphia	3-0	1-20-98	Philadelphia	29
	88.	Damian Rhodes	Ottawa	1-0	4-5-98	Buffalo	22
1998-99 (3)	89.	Olaf Kolzig	Washington	1-0	10-23-98	Buffalo	30
	90.	Mike Richter (3)	NY Rangers	0-0	10-27-98	New York	24
	91.	Nikolai Khabibulin	Phoenix	1-0	1-11-99	Phoenix	23
1999-00 (7)	92.	Chris Osgood	Detroit	2-0	10-2-99	Detroit	22
	93.	Ron Tugnutt (4)	Ottawa	4-0	10-23-99	Ottawa	19
	94.	John Grahame	Boston	3-0	10-30-99	Boston	26
	95.	Jamie McLennan	St. Louis	2-0	11-26-99	Buffalo	19
	96.	Ron Tugnutt (5)	Ottawa	0-0	12-8-99	Buffalo	30
	97.	Byron Dafoe	Boston	0-0	1-13-00	Boston	23
	98.	Byron Dafoe (2)	Boston	1-0	1-29-00	Boston	25
2000-01 (6)	99.	Felix Potvin	Vancouver	4-0	10-14-00	Vancouver	27
	100.	Roman Cechmanek	Philadelphia	3-0	11-4-00	Philadelphia	18
	101.	Curtis Joseph	Toronto	2-0	1-20-01	Toronto	28
	102.	Roman Cechmanek (2)	Philadelphia	2-0	3-1-01	Philadelphia	26
	103.	Tommy Salo (2)	Edmonton	4-0	3-9-01	Buffalo	28
	104.	Arturs Irbe	Carolina	1-0	3-21-01	Carolina	26



All-Time Shutouts Against Sabres RECORD BOOK



2001-2013							
SEASON	NO.	GOALTENDER	OPPONENT	SCORE	DATE	PLACE	SAVES
2001-02 (6)	105.	Patrick Lalime	Ottawa	3-0	11-3-01	Ottawa	28
	106.	Trevor Kidd	Florida	2-0	11-16-01	Buffalo	31
	107.	Johan Hedberg	Pittsburgh	2-0	1-10-02	Buffalo	36
	108.	Jussi Markkanen	Edmonton	3-0	3-4-02	Buffalo	25
	109.	Chris Osgood (2)	NY Islanders	3-0	3-12-02	Buffalo	28
	110.	Corey Schwab (2)	Toronto	2-0	3-23-02	Toronto	20
2002-03 (9)	111.	Jocelyn Thibault	Chicago	3-0	10-13-02	Chicago	26
	112.	Roman Turek	Calgary	3-0	10-31-02	Calgary	30
	113.	Kevin Weekes	Carolina	2-0	11-7-02	Carolina	26
	114.	Robert Esche	Philadelphia	2-0	12-14-02	Philadelphia	15
	115.	Roberto Luongo	Florida	2-0	12-20-02	Buffalo	30
	116.	Chris Osgood (3)	NY Islanders	1-0	12-31-02	Buffalo	38
	117.	Sebastian Caron	Pittsburgh	0-0	1-21-03	Buffalo	34
	118.	Mike Dunham	NY Rangers	3-0	3-19-03	New York	27
	119.	Marty Turco	Dallas	3-0	3-31-03	Dallas	18
2003-04 (5)	120.	Jeff Hackett	Philadelphia	2-0	10-9-03	Philadelphia	17
	121.	Rick DiPietro	NY Islanders	6-0	10-11-03	Buffalo	13
	122.	Jose Theodore	Montreal	3-0	11-8-03	Montreal	16
	123.	Felix Potvin (2)	Boston	1-0	1-15-04	Buffalo	27
	124.	Ed Belfour	Toronto	2-0	4-2-04	Buffalo	17
2005-06 (4)	125.	Dominik Hasek	Ottawa	5-0	10-8-05	Ottawa	35
	126.	Evgeni Nabokov/ Nolan Schaefer#	San Jose	5-0	12-2-05	Buffalo	20
	127.	Kari Lehtonen	Atlanta	5-0	3-20-06	Atlanta	23
	128.	Jean-Sebastien Aubin	Toronto	7-0	4-1-06	Toronto	24
2006-07 (0)	None						
2007-08 (4)	129.	Pascal Leclaire	Columbus	3-0	10-19-07	Buffalo	21
	130.	Cristobal Huet	Montreal	2-0	11-5-07	Montreal	29
	131.	Andrew Raycroft	Toronto	3-0	11-9-07	Buffalo	30
	132.	Ty Conklin	Pittsburgh	2-0	12-29-07	Pittsburgh	26
2008-09 (4)	133.	Martin Biron	Philadelphia	3-0	11-21-08	Buffalo	40
	134.	Pekka Rinne	Nashville	2-0	12-1-08	Buffalo	30
	135.	Cam Ward	Carolina	3-0	2-15-09	Buffalo	36
	136.	Yann Danis	NY Islanders	2-0	2-28-09	New York	31
2009-10 (6)	137.	Martin Biron (2)	NY Islanders	5-0	10-31-09	New York	38
	138.	Jose Theodore (2)	Washington	2-0	11-25-09	Washington	25
	139.	Martin Brodeur (2)	New Jersey	3-0	12-7-09	Buffalo	37
	140.	Brian Elliott	Ottawa	2-0	12-16-09	Ottawa	22
	141.	Steve Mason	Columbus	4-0	2-6-10	Columbus	28
	142.	Jaroslav Halak	Montreal	3-0	4-3-10	Montreal	29
2010-11 (6)	143.	Martin Brodeur (3)	New Jersey	1-0	10-13-10	Buffalo	24
	144.	Andrew Raycroft (2)	Dallas	4-0	10-30-10	Dallas	34
	145.	Marc-Andre Fleury	Pittsburgh	1-0	11-24-10	Buffalo	30
	146.	Brian Elliott (2)	Ottawa	0-1*	12-4-10	Ottawa	31
	147.	Ty Conklin (2)	St. Louis	3-0	2-18-11	Buffalo	25
	148.	Cam Ward (2)	Carolina	1-0	3-15-11	Buffalo	40
2011-12 (4)	149.	Mathieu Garon	Tampa Bay	3-0	10-22-11	Tampa Bay	21
	150.	Jonas Gustavsson	Toronto	2-0	1-10-12	Toronto	32
	151.	Jimmy Howard	Detroit	5-0	1-16-12	Detroit	27
	152.	Henrik Lundqvist	NY Rangers	1-0**	2-1-12	Buffalo	34
2012-13 (3)	153.	Craig Anderson	Ottawa	2-0	2-12-13	Ottawa	42
	154.	Evgeni Nabokov#	NY Islanders	4-0	2-23-13	Buffalo	35
	155.	Anton Khudobin	Boston	2-0	3-31-13	Buffalo	26
2013-14 (10)	156.	Craig Anderson (2)	Ottawa	1-0	10-4-13	Buffalo	35
	157.	Roberto Luongo (2)	Vancouver	3-0	10-17-13	Buffalo	25
	158.	Henrik Lundqvist (2)	NY Rangers	2-0	10-31-13	New York	29
	159.	Jonathan Quick	Los Angeles	2-0	11-7-13	Los Angeles	19



All-Time Shutouts Against Sabres RECORD BOOK



2013-2019							
SEASON	NO.	GOALTENDER	OPPONENT	SCORE	DATE	PLACE	SAVES
2013-14 (10)	160.	Cory Schneider	New Jersey	1-0	11-30-13	New Jersey	15
	161.	Al Montoya	Winnipeg	3-0	12-31-13	Winnipeg	27
	162.	Marc-Andre Fleury (2)	Pittsburgh	3-0	1-27-14	Pittsburgh	24
	163.	Roberto Luongo (3)	Florida	2-0	3-7-14	Florida	25
	164.	Dustin Tokarski	Montreal	2-0	3-16-14	Buffalo	29
	165.	Carey Price	Montreal	2-0	3-25-14	Montreal	24
2014-15 (14)	166.	Roberto Luongo (4)	Florida	1-0	10-17-14	Buffalo	26
	167.	Niklas Svedberg	Boston	4-0	10-18-14	Buffalo	32
	168.	Jonathan Quick (2)	Los Angeles	2-0	10-23-14	Los Angeles	29
	169.	Jonathan Bernier	Toronto	4-0	10-28-14	Toronto	10
	170.	Marc-Andre Fleury (3)	Pittsburgh	5-0	11-1-14	Pittsburgh	18
	171.	Ben Bishop	Tampa Bay	5-0	12-4-14	Tampa Bay	13
	172.	Roberto Luongo (5)	Florida	2-0	1-2-15	Buffalo	30
	173.	Devan Dubnyk	Minnesota	7-0	1-15-15	Buffalo	18
	174.	Jake Allen	St. Louis	3-0	2-5-15	Buffalo	23
	175.	Andrei Vasilevskiy	Tampa Bay	3-0	3-3-15	Tampa Bay	28
	176.	MacKenzie Skapski	NY Rangers	2-0	3-14-15	Buffalo	20
	177.	Pekka Rinne (2)	Nashville	3-0	3-21-15	Nashville	24
	178.	Jaroslav Halak (2)	NY Islanders	3-0	4-4-15	New York	21
179.	Marc-Andre Fleury (4)	Pittsburgh	2-0	4-11-15	Buffalo	28	
2015-16 (6)	180.	Antti Niemi	Dallas	3-0	11-21-15	Dallas	22
	181.	Cory Schneider (2)	New Jersey	2-0	12-15-15	Buffalo	25
	182.	Braden Holtby	Washington	2-0	12-28-15	Buffalo	31
	183.	Petr Mrazek	Detroit	3-0	1-22-16	Buffalo	19
	184.	Frederik Andersen	Anaheim	1-0	2-24-16	Anaheim	26
185.	Jhonas Enroth	Los Angeles	2-0	2-27-16	Los Angeles	23	
2016-17 (4)	186.	Devan Dubnyk (2)	Minnesota	4-0	10-27-16	Buffalo	38
	187.	Tuukka Rask	Boston	4-0	11-7-16	Boston	32
	188.	Jonathan Quick (3)	Los Angeles	2-0	3-16-17	Los Angeles	26
	189.	James Reimer	Florida	3-0	4-8-17	Florida	30
2017-18 (7)	190.	Carey Price (2)	Montreal	3-0	11-25-17	Montreal	36
	191.	Andrei Vasilevskiy (2)	Tampa Bay	2-0	11-28-17	Buffalo	34
	192.	Tristan Jarry	Pittsburgh	4-0	12-1-17	Buffalo	34
	193.	Anton Khudobin (2)	Boston	3-0	12-19-17	Buffalo	36
	194.	Carter Hutton	St. Louis	1-0	2-3-18	Buffalo	27
	195.	Pekka Rinne (3)	Nashville	4-0	3-19-18	Buffalo	35
196.	Antti Niemi (2)	Montreal	3-0	3-23-18	Buffalo	35	
2018-19 (7)	197.	Jaroslav Halak (3)	Boston	4-0	10-4-18	Buffalo	32
	198.	Ben Bishop (2)	Dallas	1-0	1-30-19	Dallas	30
	199.	Philipp Grubauer	Colorado	3-0	3-9-19	Colorado	18
	200.	Ben Bishop (3)	Dallas	2-0	3-12-19	Buffalo	35
	201.	Casey DeSmith	Pittsburgh	5-0	3-14-19	Buffalo	26
	202.	Craig Anderson (3)	Ottawa	4-0	3-26-19	Ottawa	35
203.	Sergei Bobrovsky	Columbus	4-0	3-31-19	Buffalo	38	

OPPONENT SHUTOUT LEADERS

Roberto Luongo (5), Patrick Roy (5), Ron Tugnutt (5), Marc-Andre Fleury (4), Andy Moog (4), Craig Anderson (3), Ben Bishop (3), Martin Brodeur (3), Ed Giacomin (3), Jaroslav Halak (3), Chris Osgood (3), Jonathan Quick (3), Glenn Resch (3), Mike Richter (3), Pekka Rinne (3)

Note: Figure in parentheses for goaltender indicates cumulative total against the Sabres.

* Buffalo won 1-0 in a shootout. Buffalo's Ryan Miller was credited with the shutout win.
 ** New York won 1-0 in a shootout. Buffalo's Ryan Miller was also credited with a shutout.
 # Evgeni Nabokov earned his first official shutout against the Sabres on Feb. 23, 2013 after sharing a shutout with Nolan Schaefer on Dec. 2, 2005 in Buffalo.



1-0 Games Involving the Sabres RECORD BOOK



1-0 GAMES INVOLVING THE SABRES | REGULAR SEASON

Date	Opponent	Goal Scorer	Winning Goalie	All-Time Record
12-6-70	vs. Minnesota	Ron Anderson	Roger Crozier (BUF)	1-0
1-20-72	vs. Vancouver	Don Luce	Roger Crozier (BUF)	2-0
11-12-72	vs. Pittsburgh	Steve Atkinson	Roger Crozier (BUF)	3-0
1-13-74	vs. St. Louis	Gilbert Perreault	Dave Dryden (BUF)	4-0
10-19-78	vs. Toronto	Craig Ramsay	Don Edwards (BUF)	5-0
3-27-86	at Philadelphia	Gilbert Perreault	Jacques Cloutier (BUF)	6-0
2-3-90	at Montreal	Stephane Richer	Patrick Roy (MTL)	6-1
2-4-90	vs. NY Islanders	Derek King	Glenn Healy (NYI)	6-2
4-8-94	vs. Montreal	Donald Audette	Dominik Hasek (BUF)	7-2
2-2-95	at Washington	Dale Hawerchuk	Dominik Hasek (BUF)	8-2
1-17-96	vs. Pittsburgh	Jaromir Jagr	Tom Barrasso (PIT)	8-3
1-26-96	at Washington	Joe Juneau	Jim Carey (WSH)	8-4
4-12-97	at Ottawa	Steve Duchesne	Ron Tugnutt (OTT)	8-5
12-19-97	vs. Montreal	Donald Audette	Dominik Hasek (BUF)	9-5
3-2-98	at NY Rangers	Alexei Zhitnik	Dominik Hasek (BUF)	10-5
3-27-98	at Edmonton	Miroslav Satan	Dominik Hasek (BUF)	11-5
4-5-98	vs. Ottawa	Daniel Alfredsson	Damian Rhodes (OTT)	11-6
10-23-98	vs. Washington	Jaroslav Svejkovsky	Olaf Kolzig (WSH)	11-7
1-11-99	at Phoenix	Dallas Drake	Nikolai Khabibulin (PHX)	11-8
1-28-00	vs. Ottawa	James Patrick	Martin Biron (BUF)	12-8
1-29-00	at Boston	P.J. Axelsson	Byron Dafoe (BOS)	12-9
1-19-01	vs. Florida	Denis Hamel	Dominik Hasek (BUF)	13-9
2-22-01	at New Jersey	Dave Andreychuk	Dominik Hasek (BUF)	14-9
3-21-01	at Carolina	David Tanabe	Arturs Irbe (CAR)	14-10
12-31-02*	vs. NY Islanders	Jason Blake	Chris Osgood (NYI)	14-11
1-14-03	at Minnesota	Denis Hamel	Ryan Miller (BUF)	15-11
1-18-03	at Phoenix	Curtis Brown	Martin Biron (BUF)	16-11
1-15-04	vs. Boston	Sergei Samsonov	Felix Potvin (BOS)	16-12
1-30-08	at Florida	Thomas Vanek	Ryan Miller (BUF)	17-12
2-13-08	vs. Toronto	Paul Gaustad	Ryan Miller (BUF)	18-12
10-10-09	at Nashville	Mike Grier	Ryan Miller (BUF)	19-12
1-3-10	at Montreal	Tim Connolly	Ryan Miller (BUF)	20-12
10-13-10	vs. New Jersey	Ilya Kovalchuk	Martin Brodeur (NJD)	20-13
11-24-10	vs. Pittsburgh	Pascal Dupuis	Marc-Andre Fleury (PIT)	20-14
12-4-10**	at Ottawa	Thomas Vanek	Ryan Miller (BUF)	21-14
3-15-11	vs. Carolina	Brandon Sutter	Cam Ward (CAR)	21-15
3-30-11	vs. NY Rangers	Tim Connolly	Jhonas Enroth (BUF)	22-15
11-18-11	at Carolina	Jason Pominville	Jhonas Enroth (BUF)	23-15
2-1-12**	vs. NY Rangers	Ryan Callahan	Henrik Lundqvist (NYR)	23-16
3-1-12	at San Jose	Drew Stafford	Ryan Miller (BUF)	24-16
4-13-13	vs. Philadelphia	Christian Ehrhoff	Jhonas Enroth (BUF)	25-16
10-4-13	vs. Ottawa	Erik Karlsson	Craig Anderson (OTT)	25-17
11-30-13	at New Jersey	Steve Bernier	Cory Schneider (NJD)	25-18
10-17-14	vs. Florida	Sean Bergenheim	Roberto Luongo (FLA)	25-19
12-9-14	vs. Los Angeles	Tyler Ennis	Jhonas Enroth (BUF)	26-19
2-24-16	at Anaheim	Sami Vatanen	Frederik Andersen (ANA)	26-20
10-24-17	vs. Detroit	Benoit Pouliot	Robin Lehner (BUF)	27-20
2-3-18	vs. St. Louis	Carl Gunnarsson	Carter Hutton (STL)	27-21
1-30-19	at Dallas	Jamie Benn	Ben Bishop (DAL)	27-22

1-0 GAMES INVOLVING THE SABRES | PLAYOFFS

Date	Opponent	Goal Scorer	Winning Goalie	All-Time Record
4-6-83	at Montreal	Brent Peterson	Bob Sauve (BUF)	1-0
4-27-94*	vs. New Jersey	Dave Hannan	Dominik Hasek (BUF)	2-0
4-23-97*	at Ottawa	Daniel Alfredsson	Ron Tugnutt (OTT)	2-1
4-14-11	at Philadelphia	Patrick Kaleta	Ryan Miller (BUF)	3-1
4-20-11	vs. Philadelphia	Jason Pominville	Ryan Miller (BUF)	4-1

* - overtime decision ** - shootout decision





All-Time Penalty Shots RECORD BOOK



SABRES ALL-TIME PENALTY SHOTS | REGULAR SEASON

GAME	MATCHUP	RESULT
Nov. 5, 1970 vs. Vancouver	Paul Andrea vs. Dunc Wilson	unsuccessful
Dec. 20, 1973 vs. Montreal	John Gould vs. Michel Plasse	unsuccessful
Jan. 31, 1974 at Philadelphia	Rick Martin vs. Bernie Parent	goal
Jan. 25, 1975 at Montreal	Rick Martin vs. Michel Larocque	unsuccessful
Feb. 2, 1975 vs. Kansas City	Don Luce vs. Denis Herron	unsuccessful
Oct. 19, 1975 vs. Washington	Don Luce vs. Ron Low	unsuccessful
Feb. 4, 1976 at Los Angeles	Gilbert Perreault vs. Rogie Vachon	unsuccessful
Feb. 22, 1976 vs. Montreal	Rene Robert vs. Ken Dryden	unsuccessful
April 1, 1978 at Toronto	Gilbert Perreault vs. Mike Palmateer	unsuccessful
Dec. 19, 1982 vs. Quebec	Brent Peterson vs. Dan Bouchard	unsuccessful
Nov. 25, 1983 vs. Chicago	Gilbert Perreault vs. Murray Bannerman	goal
Jan. 13, 1984 vs. Edmonton	Brent Peterson vs. Grant Fuhr	unsuccessful
Jan. 14, 1984 at Detroit	Brent Peterson vs. Greg Stefan	unsuccessful
Oct. 31, 1984 vs. Philadelphia	John Tucker vs. Pelle Lindbergh	goal
Dec. 26, 1984 vs. Toronto	John Tucker	unsuccessful
Nov. 22, 1986 at Quebec	Dave Andreychuk vs. Clint Malarchuk	unsuccessful
Nov. 15, 1987 vs. Toronto	Christian Ruuttu vs. Ken Wregget	unsuccessful
Feb. 19, 1989 vs. Detroit	Mike Foligno vs. Glen Hanlon	unsuccessful
Oct. 17, 1990 vs. Montreal	Pierre Turgeon vs. Patrick Roy	goal
Oct. 12, 1991 at Quebec	Dave McLlwain vs. Ron Tugnutt	unsuccessful
Jan. 10, 1992 vs. Edmonton	Alexander Mogilny vs. Bill Ranford	unsuccessful
Feb. 7, 1992 vs. Minnesota	Dave Andreychuk vs. Darcy Wakaluk	unsuccessful
Nov. 11, 1992 vs. Boston	Brad May vs. Andy Moog	goal
Nov. 29, 1992 at Ottawa	Pat LaFontaine vs. Peter Sidorkiewicz	goal
Dec. 17, 1993 vs. Los Angeles	Alexander Mogilny vs. Robb Stauber	unsuccessful
Jan. 11, 1994 at Chicago	Randy Wood vs. Jeff Hackett	goal
Feb. 10, 1994 at Boston	Wayne Presley vs. Vincent Riendeau	unsuccessful
Oct. 22, 1995 vs. St. Louis	Dave Hannan vs. Grant Fuhr	unsuccessful
Feb. 3, 1996 at Boston	Randy Burridge vs. Bill Ranford	unsuccessful
Nov. 21, 1996 vs. Toronto	Donald Audette vs. Felix Potvin	unsuccessful
April 11, 1998 at Ottawa	Dixon Ward vs. Damian Rhodes	goal
Oct. 9, 1999 at Atlanta	Miroslav Satan vs. Damien Rhodes	goal
Dec. 28, 1999 vs. Detroit	Miroslav Satan vs. Ken Wregget	unsuccessful
March 4, 2000 at NY Islanders	Miroslav Satan vs. Kevin Weekes	unsuccessful
Nov. 3, 2001 at Ottawa	Miroslav Satan vs. Patrick Lalime	unsuccessful
Nov. 19, 2001 at Atlanta	Tim Connolly vs. Milan Hnilicka	goal
Feb. 15, 2003 vs. NY Rangers	Miroslav Satan vs. Mike Dunham	goal
Dec. 8, 2005 vs. Anaheim	Thomas Vanek vs. J-S Giguere	goal
March 12, 2006 vs. Boston	Maxim Afinogenov vs. Andrew Raycroft	goal
April 15, 2006 at Montreal	J-P Dumont vs. David Aebischer	unsuccessful
Nov. 10, 2006 vs. Florida	Thomas Vanek vs. Alexander Auld	unsuccessful
Dec. 28, 2006 vs. Carolina	Ales Kotalik vs. John Grahame	goal
Jan. 26, 2007 at Columbus	Daniel Paille vs. Fredrik Norrena	unsuccessful
Feb. 24, 2007 at Ottawa	Thomas Vanek vs. Ray Emery	unsuccessful
Dec. 1, 2007 vs. Carolina	Drew Stafford vs. John Grahame	unsuccessful
April 9, 2009 at Carolina	Derek Roy vs. Michael Leighton	goal
Oct. 16, 2009 vs. NY Islanders	Clarke MacArthur vs. Dwayne Roloson	goal
Dec. 29, 2009 vs. Pittsburgh	Drew Stafford vs. Marc-Andre Fleury	goal
April 10, 2010 at Ottawa	Thomas Vanek vs. Pascal Leclaire	goal
Jan. 14, 2012 at NY Islanders	Thomas Vanek vs. Evgeni Nabokov	unsuccessful
Feb. 19, 2012 vs. Pittsburgh	Patrick Kaleta vs. Marc-Andre Fleury	unsuccessful
Nov. 24, 2013 vs. Detroit	Steve Ott vs. Jonas Gustavsson	unsuccessful
Jan. 15, 2014 at Toronto	Zemgus Girgensons vs. James Reimer	unsuccessful
March 13, 2014 at Carolina	Tyler Ennis vs. Cam Ward	goal
Jan. 18, 2016 at Arizona	Evander Kane vs. Louis Domingue	unsuccessful
Feb. 12, 2016 vs. Montreal	Marcus Foligno vs. Mike Condon	goal
Dec. 8, 2017 at Chicago	Jack Eichel vs. Corey Crawford	unsuccessful
Dec. 22, 2017 vs. Philadelphia	Evander Kane vs. Brian Elliot	unsuccessful

Shots For: 58

Goals: 20

Unsuccessful: 38

SABRES ALL-TIME PENALTY SHOTS | PLAYOFFS

GAME	MATCHUP	RESULT
April 9, 1988 vs. Boston	John Tucker vs. Andy Moog	goal
April 28, 2006 at Philadelphia	Derek Roy vs. Robert Esche	unsuccessful

Shots For: 2

Goals: 1

Unsuccessful: 1



RECORD BOOK



OPPONENT ALL-TIME PENALTY SHOTS | REGULAR SEASON

GAME	MATCHUP	RESULT
Oct. 20, 1971 at Toronto	Paul Henderson vs. Roger Crozier	unsuccessful
Nov. 12, 1972 vs. Pittsburgh	Lowell McDonald vs. Roger Crozier	unsuccessful
March 9, 1973 at Vancouver	Andre Boudrias vs. Roger Crozier	goal
Nov. 13, 1974 at Montreal	Steve Shutt vs. Gary Bromley	unsuccessful
Dec. 5, 1974 vs. Washington	Tommy Williams vs. Gary Bromley	unsuccessful
Jan. 23, 1975 vs. Detroit	Pierre Jarry vs. Roger Crozier	unsuccessful
Feb. 22, 1981 vs. Montreal	Steve Shutt vs. Don Edwards	unsuccessful
Dec. 17, 1981 at Philadelphia	Behn Wilson vs. Don Edwards	goal
March 29, 1983 at Hartford	Blaine Stoughton vs. Bob Sauve	goal
March 9, 1984 vs. Los Angeles	Marcel Dionne vs. Tom Barrasso	goal
Jan. 5, 1985 at NY Islanders	Bryan Trottier vs. Tom Barrasso	unsuccessful
Jan. 24, 1991 at Chicago	Dave Manson vs. Darcy Wakaluk	unsuccessful
Jan. 29, 1992 at Detroit	Steve Yzerman vs. Daren Puppa	goal
March 3, 1992 at Quebec	Mats Sundin vs. Tom Draper	goal
March 8, 1992 vs. NY Islanders	Marty McInnis vs. Tom Draper	unsuccessful
March 17, 1992 at Minnesota	Ulf Dahlen vs. Daren Puppa	unsuccessful
March 10, 1993 at Quebec	Alexei Gusarov vs. Grant Fuhr	goal
March 8, 1995 at Montreal	Mark Recchi vs. Dominik Hasek	unsuccessful
March 23, 1996 at Pittsburgh	Mario Lemieux vs. Dominik Hasek	unsuccessful
Feb. 27, 1997 at New Jersey	John MacLean vs. Dominik Hasek	goal
March 8, 1997 at Montreal	Vincent Damphousse vs. Dominik Hasek	unsuccessful
April 10, 1997 at Boston	Jason Allison vs. Dominik Hasek	unsuccessful
Oct. 7, 1997 vs. Dallas	Jere Lehtinen vs. Dominik Hasek	goal
Jan. 6, 2000 vs. New Jersey	Petr Sykora vs. Dwayne Roloson	goal
Jan. 8, 2000 at Ottawa	Daniel Alfredsson vs. Martin Biron	unsuccessful
March 4, 2000 at NY Islanders	Olli Jokinen vs. Dominik Hasek	goal
Nov. 3, 2002 vs. Montreal	Dainius Zubrus vs. Dominik Hasek	unsuccessful
Feb. 1, 2001 at Tampa Bay	Mike Johnson vs. Martin Biron	unsuccessful
Dec. 13, 2002 vs. Chicago	Alexei Zhamnov vs. Martin Biron	goal
Nov. 5, 2003 vs. Atlanta	Patrik Stefan vs. Martin Biron	goal
Nov. 9, 2005 vs. Carolina	Erik Cole vs. Martin Biron	unsuccessful
Nov. 9, 2005 vs. Carolina	Erik Cole vs. Martin Biron	goal
Dec. 5, 2005 at Colorado	Marek Svatos vs. Martin Biron	goal
March 25, 2006 at Boston	Travis Green vs. Ryan Miller	unsuccessful
Oct. 17, 2006 vs. Philadelphia	Mike Richards vs. Ryan Miller	unsuccessful
Dec. 16, 2006 vs. Ottawa	Jason Spezza vs. Ryan Miller	unsuccessful
March 9, 2007 vs. Minnesota	Marian Gaborik vs. Ryan Miller	unsuccessful
Oct. 19, 2007 vs. Columbus	Rick Nash vs. Ryan Miller	unsuccessful
Dec. 28, 2007 at New Jersey	Arron Asham vs. Ryan Miller	unsuccessful
Feb. 27, 2008 vs. Nashville	Scott Nichol vs. Ryan Miller	unsuccessful
Jan. 1, 2009 at Toronto	Niklas Hagman vs. Ryan Miller	unsuccessful
Jan. 19, 2009 at Florida	David Booth vs. Ryan Miller	goal
March 20, 2009 vs. Philadelphia	Mike Richards vs. Patrick Lalime	unsuccessful
March 21, 2009 at NY Rangers	Lauri Korpikoski vs. Patrick Lalime	unsuccessful
Oct. 13, 2009 vs. Detroit	Valteri Filppula vs. Ryan Miller	unsuccessful
Oct. 31, 2009 at NY Islanders	Doug Weight vs. Patrick Lalime	unsuccessful
March 29, 2010 at Boston	Marco Sturm vs. Ryan Miller	unsuccessful
Dec. 18, 2010 at Tampa Bay	Vincent Lecavalier vs. Ryan Miller	unsuccessful
March 19, 2011 vs. Atlanta	Evander Kane vs. Ryan Miller	unsuccessful
Nov. 26, 2011 vs. Washington	Jason Chimera vs. Jhonas Enroth	goal
Dec. 16, 2011 vs. Toronto	Nikolai Kulemin vs. Ryan Miller	goal
Feb. 9, 2013 at NY Islanders	John Tavares vs. Ryan Miller	unsuccessful
April 22, 2013 vs. Winnipeg	Evander Kane vs. Jhonas Enroth	unsuccessful
Oct. 2, 2013 at Detroit	Cory Emmerton vs. Ryan Miller	unsuccessful
Oct. 5, 2013 at Pittsburgh	Chris Kunitz vs. Jhonas Enroth	goal
March 7, 2013 at Florida	Sean Bergenheim vs. Michal Neuvirth	unsuccessful
Oct. 13, 2014 vs. Anaheim	Ryan Kesler vs. Michal Neuvirth	goal
Feb. 17, 2015 at New Jersey	Adam Henrique vs. Michal Neuvirth	unsuccessful
March 7, 2015 at Washington	Alex Ovechkin vs. Anders Lindback	unsuccessful
Dec. 14, 2015 at Detroit	Tomas Jurco vs. Chad Johnson	unsuccessful
Feb. 6, 2016 at Boston	Brad Marchand vs. Robin Lehner	goal
Oct. 29, 2016 vs. Florida	Vincent Trocheck vs. Anders Nilsson	unsuccessful
Nov. 11, 2016 vs. New Jersey	Andy Greene vs. Anders Nilsson	goal
March 27, 2017 vs. Florida	Reilly Smith vs. Robin Lehner	unsuccessful
Dec. 1, 2017 vs. Pittsburgh	Tom Kuhnhackl vs. Robin Lehner	goal



All-Time Penalty Shots RECORD BOOK



OPPONENT ALL-TIME PENALTY SHOTS | REGULAR SEASON

GAME	MATCHUP	RESULT
Dec. 16, 2018 at Boston	Ryan Donato vs. Linus Ullmark	goal
Dec. 18, 2018 vs. Florida	Evgenii Dadonov vs. Carter Hutton	unsuccessful
March 30, 2019 at NY Islanders	Anthony Beauvillier vs. Carter Hutton	unsuccessful
Shots For: 68	Goals: 24	Unsuccessful: 44

OPPONENT ALL-TIME PENALTY SHOTS | PLAYOFFS

GAME	MATCHUP	RESULT
May 11, 1997 vs. Philadelphia	Eric Lindros vs. Steve Shields	goal
May 29, 1999 at Toronto	Mats Sundin vs. Dominik Hasek	goal
April 16, 2000 vs. Philadelphia	Eric Desjardins vs. Dominik Hasek	unsuccessful
April 11, 2001 at Philadelphia	Mark Recchi vs. Dominik Hasek	unsuccessful
May 2, 2001 at Pittsburgh	Martin Straka vs. Dominik Hasek	unsuccessful
Shots For: 5	Goals: 2	Unsuccessful: 3





RECORD BOOK



1970 TO 2019 | GOALS, ASSISTS & POINTS

YEAR	GOALS	ASSISTS	POINTS
1970-71	Perreault (38)	Goyette (46)	Perreault (72)
1971-72	Martin (44)	Perreault (48)	Martin & Perreault (74)
1972-73	Robert (40)	Perreault (60)	Perreault (88)
1973-74	Martin (52)	Robert (44)	Martin (86)
1974-75	Martin (52)	Robert (60)	Robert (100)
1975-76	Gare (50)	Perreault (69)	Perreault (113)
1976-77	Perreault (39)	Perreault (56)	Perreault (95)
1977-78	Perreault (41)	Perreault & Robert (48)	Perreault (89)
1978-79	Martin (32)	Perreault (58)	Perreault (85)
1979-80	Gare (56)	Perreault (66)	Perreault (106)
1980-81	Gare (46)	Van Boxmeer (51)	Gare (85)
1981-82	Perreault (31)	Van Boxmeer (54)	Perreault (73)
1982-83	McKegney (36)	Housley (47)	Perreault (76)
1983-84	Andreychuk (38)	Perreault (59)	Perreault (90)
1984-85	Andreychuk (31)	Perreault & Housley (53)	Perreault (83)
1985-86	Foligno (41)	Andreychuk (51)	Andreychuk (87)
1986-87	Foligno (30)	Andreychuk (48)	Andreychuk (73)
1987-88	Sheppard (38)	Andreychuk (48)	Andreychuk (78)
1988-89	Turgeon (34)	Turgeon (54)	Turgeon (88)
1989-90	Andreychuk & Turgeon (40)	Turgeon (66)	Turgeon (106)
1990-91	Andreychuk (36)	Hawerchuk (58)	Hawerchuk (89)
1991-92	LaFontaine (46)	Hawerchuk (75)	Hawerchuk (98)
1992-93	Mogilny (76)	LaFontaine (95)	LaFontaine (148)
1993-94	Hawerchuk (35)	Hawerchuk (51)	Hawerchuk (86)
1994-95	Audette (24)	Mogilny (28)	Mogilny (47)
1995-96	LaFontaine (40)	LaFontaine (51)	LaFontaine (91)
1996-97	Audette (28)	Galley (34)	Plante (53)
1997-98	Audette (24)	Zhitnik (30)	Satan (46)
1998-99	Satan (40)	Woolley (33)	Satan (66)
1999-00	Satan (33)	Gilmour (48)	Gilmour (73)
2000-01	Audette (34)	Audette (45)	Audette (79)
2001-02	Satan (37)	Satan (36)	Satan (73)
2002-03	Satan (26)	Satan (49)	Satan (75)
2003-04	Satan (29)	Briere & Hecht (37)	Briere (65)
2005-06	Drury (30)	Afinogenov (51)	Afinogenov (73)
2006-07	Vanek (43)	Briere (63)	Briere (95)
2007-08	Vanek (36)	Pominville (53)	Roy (81)
2008-09	Vanek (40)	Pominville (46)	Roy (70)
2009-10	Vanek (28)	Connolly (48)	Roy (69)
2010-11	Vanek (32)	Vanek (41)	Vanek (73)
2011-12	Pominville (30)	Pominville (43)	Pominville (73)
2012-13	Vanek (20)	Vanek & Ennis (21)	Vanek (41)
2013-14	Ennis (21)	Ehrhoff (27)	Hodgson (44)
2014-15	Ennis (20)	Moulson (28)	Ennis (46)
2015-16	Eichel (24)	O'Reilly (39)	O'Reilly (60)
2016-17	Kane (28)	Ristolainen (39)	Eichel (57)
2017-18	Eichel (25)	Eichel (39)	Eichel (64)
2018-19	Skinner (40)	Eichel (54)	Eichel (82)



RECORD BOOK



1970 TO 2019 | PENALTY MINUTES, PLUS/MINUS & SHOTS

YEAR	PENALTY MINUTES	PLUS/MINUS*	SHOTS
1970-71	Pratt (179)	Atkinson (+3)	Perreault (210)
1971-72	Hamilton (105)	Ramsay (+5)	Martin (266)
1972-73	Schoenfeld (178)	Robert (+15)	Martin (299)
1973-74	Carriere (103)	Ramsay (+15)	Martin (320)
1974-75	Korab & Schoenfeld (184)	Luce (+61)	Martin (297)
1975-76	Gare (129)	Guevremont (+47)	Martin (327)
1976-77	Korab (120)	Hajt (+39)	Robert (250)
1977-78	Korab (119)	Ramsay (+38)	Gare (265)
1978-79	Korab (104)	Ramsay (+21)	Gare (260)
1979-80	Playfair (145)	Schoenfeld (+60)	Gare (270)
1980-81	Playfair (169)	Ramsay (+40)	Van Boxmeer (258)
1981-82	Playfair (258)	Van Boxmeer (+23)	Van Boxmeer (196)
1982-83	Playfair (180)	Ramsey (+18)	Perreault (192)
1983-84	Playfair (209)	Foligno (+31)	Housley (235)
1984-85	Playfair (157)	Hajt (+32)	Housley (189)
1985-86	Foligno (168)	Foligno (+27)	Andreychuk (226)
1986-87	Dykstra (179)	Foligno (+13)	Andreychuk (254)
1987-88	Foligno (220)	Johansson (+12)	Andreychuk (253)
1988-89	Hartman (316)	Ruuttu (+13)	Turgeon (182)
1989-90	Hartman (211)	Ramsey (+21)	Andreychuk (206)
1990-91	Ray (350)	Krupp, Mogilny, Ramsey & Turgeon (+14)	Andreychuk (234)
1991-92	Ray (354)	LaFontaine (+10)	Andreychuk (337)
1992-93	May (242)	Bodger (+14)	Mogilny (360)
1993-94	Ray (274)	Muni (+28)	Mogilny (258)
1994-95	Ray (173)	Khmylev (+8)	Mogilny (148)
1995-96	Barnaby (335)	Wilson (+13)	LaFontaine (224)
1996-97	Ray (286)	Peca (+26)	Plante (191)
1997-98	Barnaby (289)	Shannon (+26)	Audette (198)
1998-99	Ray (261)	Shannon (+28)	Satan (208)
1999-00	Ray (158)	Brown (+19)	Satan (265)
2000-01	Ray (210)	Brown (+15)	Satan (206)
2001-02	Ray (200)	McKee (+18)	Satan (267)
2002-03	Boulton (178)	Brown & Hecht (+4)	Satan (240)
2003-04	Peters (151)	Hecht (+17)	Satan (206)
2005-06	Peters (100)	Kalinin (+14)	Kotalik (261)
2006-07	Mair (128)	Vanek (+47)	Vanek (237)
2007-08	Peters (100)	Pominville (+16)	Vanek (240)
2008-09	Gaustad (108)	Connolly (+12)	Pominville (239)
2009-10	Rivet (100)	Hecht (+14)	Pominville (252)
2010-11	McCormick (142)	Montador (+16)	Vanek (238)
2011-12	Kaleta (116)	Ennis (+11)	Pominville (235)
2012-13	Ott (93)	Ehrhoff & Hecht (+6)	Stafford (121)
2013-14	Scott (125)	Ellis & Girgensons (-6)	Ennis (210)
2014-15	Deslauriers (71)	Flynn (-3)	Ennis (185)
2015-16	Kane (91)	McCabe (+6)	Kane (271)
2016-17	Kane (113)	Carrier, Foligno & O'Reilly (-1)	Kane (260)
2017-18	Nolan (69)	Pouliot (-8)	Eichel (246)
2018-19	Bogossian (52)	Jeff Skinner (0)	Eichel (303)

* Minimum 40 games played.



Sabres Yearly Leaders RECORD BOOK



1970 TO 2019 | WINS, SAVE PERCENTAGE & GOALS-AGAINST AVERAGE

YEAR	WINS	SAVE PERCENTAGE*	GOALS-AGAINST AVERAGE**
1970-71	Daley (12)	Crozier (.900)	Crozier (3.69)
1971-72	Crozier (13)	Crozier (.902)	Crozier (3.52)
1972-73	Crozier (23)	Dryden (.908)	Dryden (2.65)
1973-74	Dryden (23)	Dryden (.893)	Dryden (2.98)
1974-75	Bromley (26)	Bromley (.873)	Bromley (3.10)
1975-76	Desjardins (29)	Desjardins (.890)	Desjardins (2.95)
1976-77	Desjardins (31)	Desjardins (.900)	Edwards (2.52)
1977-78	Edwards (38)	Edwards (.906)	Edwards (2.64)
1978-79	Edwards (26)	Edwards (.899)	Edwards (3.02)
1979-80	Edwards (27)	Sauve (.901)	Sauve (2.36)
1980-81	Edwards (23)	Edwards (.898)	Edwards (2.96)
1981-82	Edwards (26)	Edwards (.882)	Edwards (3.52)
1982-83	Sauve (25)	Sauve (.871)	Sauve (3.46)
1983-84	Barrasso (26)	Barrasso (.893)	Barrasso (2.85)
1984-85	Barrasso (25)	Barrasso (.887)	Barrasso (2.67)
1985-86	Barrasso (29)	Barrasso (.879)	Barrasso (3.61)
1986-87	Barrasso (17)	Barrasso (.873)	Barrasso (3.66)
1987-88	Barrasso (25)	Barrasso (.895)	Barrasso (3.32)
1988-89	Puppa (17)	Puppa (.888)	Puppa (3.37)
1989-90	Puppa (31)	Puppa (.903)	Puppa (2.89)
1990-91	Puppa (15)	Malarchuk (.891)	Malarchuk (3.35)
1991-92	Puppa (11)	Draper (.895)	Draper (3.21)
1992-93	Hasek, Fuhr & Puppa (11)	Hasek (.896)	Hasek (3.15)
1993-94	Hasek (30)	Hasek (.930)	Hasek (1.95)
1994-95	Hasek (19)	Hasek (.930)	Hasek (2.11)
1995-96	Hasek (22)	Hasek (.920)	Hasek (2.83)
1996-97	Hasek (37)	Hasek (.930)	Hasek (2.27)
1997-98	Hasek (33)	Hasek (.931)	Hasek (2.09)
1998-99	Hasek (30)	Hasek (.937)	Hasek (1.87)
1999-00	Biron (19)	Hasek (.919)	Hasek (2.21)
2000-01	Hasek (37)	Hasek (.921)	Hasek (2.11)
2001-02	Biron (31)	Biron (.915)	Biron (2.22)
2002-03	Biron (17)	Biron (.908)	Biron (2.56)
2003-04	Biron (26)	Biron (.913)	Biron (2.52)
2005-06	Miller (30)	Miller (.914)	Miller (2.60)
2006-07	Miller (40)	Miller (.911)	Miller (2.73)
2007-08	Miller (36)	Miller (.906)	Miller (2.64)
2008-09	Miller (34)	Miller (.918)	Miller (2.53)
2009-10	Miller (41)	Miller (.928)	Miller (2.22)
2010-11	Miller (34)	Miller (.916)	Miller (2.59)
2011-12	Miller (31)	Enroth (.917)	Miller (2.55)
2012-13	Miller (17)	Miller (.915)	Miller (2.81)
2013-14	Miller (15)	Miller (.923)	Miller (2.72)
2014-15	Enroth (13)	Miller (.923)	Neuvirth (2.99)
2015-16	Johnson (22)	Johnson (.920)	Johnson (2.36)
2016-17	Lehner (23)	Nilsson (.923)	Nilsson (2.67)
2017-18	Lehner (14)	Lehner (.908)	Lehner (3.01)
2018-19	Hutton (18)	Hutton (.908)	Hutton (3.00)

** Minimum 25 games played.



Yearly Goaltender Records

RECORD BOOK



1970 TO 2006 | YEARLY GOALTENDER WIN/LOSS RECORDS

YEAR	GOALTENDER	W	L	T/OTL
1970-71	Roger Crozier	9	20	7
	Joe Daley	12	16	8
	Dave Dryden	3	3	0
1971-72	Roger Crozier	13	34	14
	Dave Dryden	3	9	5
1972-73	Roger Crozier	23	13	7
	Dave Dryden	14	13	7
1973-74	Rocky Farr	0	1	0
	Gary Bromley	3	5	3
	Roger Crozier	4	5	0
	Dave Dryden	23	20	8
1974-75	Rocky Farr	2	4	1
	Gary Bromley	26	11	11
	Roger Crozier	17	2	1
1975-76	Gerry Desjardins	6	2	1
	Rocky Farr	0	1	2
	Gary Bromley	0	1	0
	Roger Crozier	8	2	5
1976-77	Gerry Desjardins	29	15	11
	Al Smith	9	3	2
	Gerry Desjardins	31	12	6
1977-78	Don Edwards	16	7	2
	Bob Sauve	1	2	0
	Al Smith	0	3	0
	Gerry Desjardins	0	1	0
1978-79	Don Edwards	38	16	17
	Bob Sauve	6	2	0
	Don Edwards	26	18	9
1979-80	Randy Ireland	0	0	0
	Bob Sauve	10	10	7
	Don Edwards	27	9	12
1980-81	Bob Sauve	20	8	4
	Don Edwards	23	10	12
1981-82	Bob Sauve	16	10	9
	Jacques Cloutier	5	1	0
	Don Edwards	26	23	9
1982-83	Paul Harrison	2	1	1
	Bob Sauve	6	1	5
	Jacques Cloutier	10	7	6
1983-84	Phil Myre	3	2	0
	Bob Sauve	25	20	7
	Tom Barrasso	26	12	3
1984-85	Bob Sauve	22	13	4
	Tom Barrasso	25	18	10
	Jacques Cloutier	0	0	1
1985-86	Bob Sauve	13	10	3
	Tom Barrasso	29	24	5
	Jacques Cloutier	5	9	1
1986-87	Daren Puppa	0	2	1
	Tom Barrasso	17	23	2
	Jacques Cloutier	11	19	5
1987-88	Daren Puppa	0	2	1
	Tom Barrasso	25	18	8
	Jacques Cloutier	4	8	2
1988-89	Daren Puppa	8	6	1
	Tom Barrasso	2	7	0

YEAR	GOALTENDER	W	L	T/OTL
1988-89	Jacques Cloutier	15	14	0
	Darren Eliot	0	0	0
	Clint Malarchuk	3	1	1
	Daren Puppa	17	10	6
1989-90	Darcy Wakaluk	1	3	0
	Clint Malarchuk	14	11	2
	Daren Puppa	31	16	6
1990-91	David Littman	0	0	0
	Clint Malarchuk	12	14	10
	Daren Puppa	15	11	6
1991-92	Darcy Wakaluk	4	5	3
	Tom Draper	10	9	5
	David Littman	0	1	0
	Clint Malarchuk	10	13	3
1992-93	Daren Puppa	11	14	4
	Tom Draper	5	6	0
	Grant Fuhr	11	15	2
	Dominik Hasek	11	10	4
1993-94	Daren Puppa	11	5	4
	Grant Fuhr	13	12	3
	Dominik Hasek	30	20	6
	Grant Fuhr	1	2	0
1994-95	Dominik Hasek	19	14	7
	Robb Stauber	2	3	0
	Martin Biron	0	2	0
	John Blue	2	2	0
1995-96	Dominik Hasek	22	30	6
	Steve Shields	1	0	0
	Andrei Trefilov	8	8	1
	Dominik Hasek	37	20	10
1996-97	Steve Shields	3	8	2
	Andrei Trefilov	0	2	0
	Dominik Hasek	33	23	13
	Steve Shields	3	6	4
1997-98	Martin Biron	1	2	1
	Dominik Hasek	30	18	14
	Dwayne Roloson	6	8	2
	Martin Biron	19	18	2
1998-99	Dominik Hasek	15	11	6
	Dwayne Roloson	1	7	3
	Martin Biron	7	7	1
	Dominik Hasek	37	24	4
1999-00	Mika Noronen	2	0	0
	Peter Skudra	0	0	0
	Martin Biron	31	28	10
	Bob Essensa	0	5	0
2000-01	Mika Noronen	4	3	1
	Martin Biron	17	28	6
	Ryan Miller	6	8	1
	Mika Noronen	4	9	3
2001-02	Martin Biron	26	18	5
	Ryan Miller	0	3	0
	Mika Noronen	11	17	2
	Martin Biron	21	8	3
2002-03	Ryan Miller	30	14	3
	Mika Noronen	1	2	0
	Mika Noronen	11	17	2
	Martin Biron	21	8	3
2003-04	Ryan Miller	30	14	3
	Mika Noronen	1	2	0
	Mika Noronen	11	17	2
	Martin Biron	21	8	3
2005-06	Ryan Miller	30	14	3
	Mika Noronen	1	2	0
	Mika Noronen	11	17	2
	Martin Biron	21	8	3



Yearly Goaltender Records

RECORD BOOK



2006 TO 2019 | YEARLY GOALTENDER WIN/LOSS RECORDS

YEAR	GOALTENDER	W	L	T/OTL	YEAR	GOALTENDER	W	L	T/OTL
2006-07	Martin Biron	12	4	1	2014-15	Jhonas Enroth	13	21	2
	Ty Conklin	1	2	0		Matt Hackett	0	4	1
	Ryan Miller	40	16	6		Anders Lindback	4	8	2
2007-08	Ryan Miller	36	27	10		Andrey Makarov	0	1	0
	Jocelyn Thibault	3	4	2		Michal Neuvirth	6	17	3
2008-09	Patrick Lalime	5	13	3	2015-16	Chad Johnson	22	16	4
	Ryan Miller	34	18	6		Jason Kasdorf	0	1	0
	Mikael Tellqvist	2	1	0		Robin Lehner	5	9	5
2009-10	Jhonas Enroth	0	1	0		Linus Ullmark	8	10	2
	Patrick Lalime	4	8	2		2016-17	Robin Lehner	23	26
	Ryan Miller	41	18	8	Anders Nilsson		10	10	4
2010-11	Jhonas Enroth	9	2	2	Linus Ullmark		0	1	0
	Patrick Lalime	0	5	0	2017-18	Chad Johnson	10	16	3
	Ryan Miller	34	22	8		Robin Lehner	14	26	9
2011-12	Jhonas Enroth	8	11	4		Linus Ullmark	1	2	0
	Drew MacIntyre	0	0	0	Adam Wilcox	0	1	0	
	Ryan Miller	31	21	7	2018-19	Carter Hutton	18	25	5
2012-13	Jhonas Enroth	4	4	1		Linus Ullmark	15	14	5
	Ryan Miller	17	17	5					
2013-14	Jhonas Enroth	4	17	5					
	Matt Hackett	1	6	1					
	Connor Knapp	0	0	1					
	Nathan Lieuwen	1	4	0					
	Ryan Miller	15	22	3					
	Michal Neuvirth	0	2	0					





Sabres Career Leaders RECORD BOOK



GAMES PLAYED

Player	Total
Gilbert Perreault	1,191
Craig Ramsay	1,070
Mike Ramsey	911
Rob Ray	889
Bill Hajt	854
Dave Andreychuk	837
Don Luce	766
Jason Pominville	733
Alexei Zhitnik	712
Rick Martin	681

GAME-WINNING GOALS

Player	Total
Gilbert Perreault	81
Rick Martin	47
Mike Foligno	42
Thomas Vanek	41
Dave Andreychuk	38
Danny Gare	35
Miroslav Satan	33
Craig Ramsay	32
Rene Robert	32
Donald Audette/Don Luce/Derek Roy	30

HAT TRICKS

Player	Total
Rick Martin	21
Gilbert Perreault	18
Danny Gare	10
Alexander Mogilny	10
Dave Andreychuk	9
Thomas Vanek	8
Pat LaFontaine	6
Miroslav Satan	6
Drew Stafford	6
Mike Foligno/Rene Robert	5

GOALS

Player	Total
Gilbert Perreault	512
Rick Martin	382
Dave Andreychuk	368
Danny Gare	267
Thomas Vanek	254
Craig Ramsay	252
Mike Foligno	247
Miroslav Satan	224
Rene Robert	222
Jason Pominville	217

LASTING-LEAD GOALS

Player	Total
Gilbert Perreault	72
Rick Martin	53
Dave Andreychuk	49
Thomas Vanek	40
Craig Ramsay	36
Danny Gare	35
Rene Robert	35
Miroslav Satan	33
Alexander Mogilny	30
Jim Lorentz	29

SHOTS

Player	Total
Gilbert Perreault	3,077
Rick Martin	2,505
Dave Andreychuk	2,340
Jason Pominville	1,908
Danny Gare	1,780
Don Luce	1,774
Rene Robert	1,754
Thomas Vanek	1,685
Craig Ramsay	1,617
Jochen Hecht	1,602

ASSISTS

Player	Total
Gilbert Perreault	814
Dave Andreychuk	436
Craig Ramsay	420
Phil Housley	380
Rene Robert	330
Rick Martin	313
Don Luce	310
Jason Pominville	304
Dale Hawerchuk	275
Derek Roy	266

POWER-PLAY GOALS

Player	Total
Dave Andreychuk	161
Gilbert Perreault	134
Rick Martin	114
Thomas Vanek	106
Alexander Mogilny	78
Miroslav Satan	74
Danny Gare	66
Pat LaFontaine	66
Donald Audette	65
Mike Foligno	62

GOALTENDER GAMES

Player	Total
Ryan Miller	540
Dominik Hasek	491
Don Edwards	307
Martin Biron	300
Tom Barrasso	266
Bob Sauve	246
Daren Puppa	215
Roger Crozier	202
Jacques Cloutier	144
Robin Lehner	133

POINTS

Player	Total
Gilbert Perreault	1,326
Dave Andreychuk	804
Rick Martin	695
Craig Ramsay	672
Phil Housley	558
Rene Robert	552
Don Luce	526
Jason Pominville	521
Mike Foligno	511
Danny Gare	500

SHORTHAND GOALS

Player	Total
Craig Ramsay	27
Don Luce	25
Miroslav Satan	15
Michael Peca	14
Wayne Presley	11
Jason Pominville	10
Curtis Brown	9
Ric Seiling	9
Six Players Tied	8

GOALTENDER WINS

Player	Total
Ryan Miller	284
Dominik Hasek	234
Don Edwards	156
Martin Biron	134
Tom Barrasso	124
Bob Sauve	119
Daren Puppa	96
Roger Crozier	74
Gerry Desjardins	66
Jacques Cloutier	50

PENALTY MINUTES

Player	Total
Rob Ray	3,189
Mike Foligno	1,448
Larry Playfair	1,392
Brad May	1,323
Matthew Barnaby	1,248
Lindy Ruff	1,128
Jim Schoenfeld	1,025
Mike Ramsey	924
Mike Hartman	890
Jerry Korab	870

SHUTOUTS

Player	Total
Dominik Hasek	55
Ryan Miller	28
Martin Biron	18
Don Edwards	14
Tom Barrasso	13
Roger Crozier	10
Bob Sauve	7
Robin Lehner	6
Gerry Desjardins/Dave Dryden/Daren Puppa	5

GOALTENDER MINUTES

Player	Total
Ryan Miller	31,661
Dominik Hasek	28,664
Don Edwards	17,942
Martin Biron	16,773
Tom Barrasso	15,418
Bob Sauve	14,041
Daren Puppa	11,760
Roger Crozier	10,966
Robin Lehner	7,422
Jacques Cloutier	7,419



Sabres Single-Season Leaders RECORD BOOK



MOST GOALS IN A SEASON

76	Alexander Mogilny (1992-93)
56	Danny Gare (1979-80)
53	Pat LaFontaine (1992-93)
52	Rick Martin (1973-74)
52	Rick Martin (1974-75)
50	Danny Gare (1975-76)
49	Rick Martin (1975-76)
46	Danny Gare (1980-81)
46	Pat LaFontaine (1991-92)
45	Rick Martin (1979-80)

MOST ASSISTS IN A SEASON

95	Pat LaFontaine (1992-93)
80	Dale Hawerchuk (1992-93)
75	Dale Hawerchuk (1991-92)
69	Gilbert Perreault (1975-76)
66	Gilbert Perreault (1979-80)
66	Pierre Turgeon (1989-90)
63	Daniel Briere (2006-07)
60	Phil Housley (1989-90)
60	Gilbert Perreault (1972-73)
60	Rene Robert (1974-75)

MOST POINTS IN A SEASON

148	Pat LaFontaine (1992-93)
127	Alexander Mogilny (1992-93)
113	Gilbert Perreault (1975-76)
106	Gilbert Perreault (1979-80)
106	Pierre Turgeon (1989-90)
100	Rene Robert (1974-75)
98	Dale Hawerchuk (1991-92)
96	Dale Hawerchuk (1992-93)
96	Gilbert Perreault (1974-75)
95	Daniel Briere (2006-07)/Rick Martin (1974-75)/ Gilbert Perreault (1976-77)

BEST PLUS/MINUS IN A SEASON (40 GP)

+61	Don Luce (1974-75)
+60	Jim Schoenfeld (1979-80)
+51	Craig Ramsay (1974-75)
+48	Danny Gare (1979-80)
+47	Jocelyn Guevremont (1975-76)
+47	Thomas Vanek (2006-07)
+46	Bill Hajt (1974-75)
+44	Craig Ramsay (1975-76)
+41	Bill Hajt (1975-16)
+41	Jerry Korab (1974-75)

MOST SHOTS IN A SEASON

360	Alexander Mogilny (1992-93)
337	Dave Andreychuk (1991-92)
327	Rick Martin (1975-76)
311	Rick Martin (1973-74)
306	Pat LaFontaine (1992-93)
303	Danny Gare (1975-76)
303	Jack Eichel (2018-19)
299	Rick Martin (1972-73)
297	Rick Martin (1974-75)
273	Rene Robert (1975-76)

MOST POWER-PLAY GOALS IN A SEASON

28	Dave Andreychuk (1991-92)
27	Alexander Mogilny (1992-93)
23	Pat LaFontaine (1991-92)
21	Rick Martin (1974-75)
20	Dave Andreychuk (1992-93)
20	Pat LaFontaine (1992-93)
20	Thomas Vanek (2008-09)
19	Rick Martin (1971-72)
19	Pierre Turgeon (1988-89)
19	Thomas Vanek (2007-08)

MOST SHORTHANDED GOALS IN A SEASON

8	Don Luce (1974-75)
7	Craig Ramsay (1974-75)
6	Michael Peca (1996-97)
5	Michael Peca (1997-98)
5	Wayne Presley (1993-94)
5	Wayne Presley (1994-95)
5	Craig Ramsay (1977-78)
5	Miroslav Satan (2001-02)
4	Curtis Brown (2002-03)/Don Luce (1980-81)/ Dave Snuggerud (1990-91)

MOST GAME-WINNING GOALS IN A SEASON

11	Danny Gare (1979-80)
11	Alexander Mogilny (1992-93)
10	Pierre Turgeon (1989-90)
9	Chris Drury (2006-07)
9	Danny Gare (1975-76)
9	Gilbert Perreault (1976-77)
9	Derek Roy (2008-09)
9	Thomas Vanek (2007-08)
8	Michael Peca (1998-99)
8	Gilbert Perreault (1974-75)

MOST LASTING-LEAD GOALS IN A SEASON

12	Alexander Mogilny (1992-93)
11	Rick Martin (1974-75)
11	Rick Martin (1975-76)
10	Pat LaFontaine (1995-96)
9	Danny Gare (1980-81)
9	Ray Sheppard (1987-88)
9	Thomas Vanek (2007-08)
8	Seven players tied

MOST GAME-TYING GOALS IN A SEASON

6	Danny Gare (1977-78)
4	Danny Gare (1975-76)
4	Danny Gare (1978-79)
4	Rick Martin (1971-72)
3	Several players tied



Sabres Single-Season Leaders RECORD BOOK



MOST SHOTS IN A SEASON

360	Alexander Mogilny (1992-93)
337	Dave Andreychuk (1991-92)
327	Rick Martin (1975-76)
311	Rick Martin (1973-74)
306	Pat LaFontaine (1992-93)
303	Danny Gare (1975-76)
303	Jack Eichel (2018-19)
299	Rick Martin (1972-73)
297	Rick Martin (1974-75)
273	Rene Robert (1975-76)
271	Evander Kane (2015-16)

BEST SHOOTING PERCENTAGE (50+ GP)

24.2	Mikko Makela (1990-91)
24.2	Peter McNab (1974-75)
23.1	Yvon Lambert (1981-82)
23.0	Craig Ramsay (1978-79)
22.9	Kevin Maguire (1988-89)
22.7	Pat LaFontaine (1991-92)
22.2	Gilbert Perreault (1979-80)
22.0	Ray Sheppard (1987-88)
21.8	Craig Ramsay (1980-81)
21.4	Ric Seiling (1980-81)

MOST PENALTY MINUTES IN A SEASON

354	Rob Ray (1991-92)
350	Rob Ray (1990-91)
335	Matthew Barnaby (1995-96)
316	Mike Hartman (1988-89)
309	Brad May (1991-92)
305	Gord Donnelly (1991-92)
295	Brad May (1995-96)
289	Matthew Barnaby (1997-98)
287	Rob Ray (1995-96)
286	Rob Ray (1996-97)

MOST HAT TRICKS IN A SEASON

7	Rick Martin (1975-76)
7	Alexander Mogilny (1992-93)
4	Pat LaFontaine (1991-92)
4	Rick Martin (1973-74)
4	Gilbert Perreault (1977-78)
4	Drew Stafford (2010-11)
4	Thomas Vanek (2007-08)
3	Dave Andreychuk (1987-88)
3	Danny Gare (1975-76)
3	Gilbert Perreault (1974-75)/ Rene Robert (1976-77)/ Eddie Shack (1970-71)

MOST GAMES BY A GOALTENDER

76	Ryan Miller (2007-08)
72	Martin Biron (2001-02)
72	Don Edwards (1977-78)
72	Dominik Hasek (1997-98)
69	Ryan Miller (2009-10)
67	Dominik Hasek (1996-97)
67	Dominik Hasek (2000-01)
66	Ryan Miller (2010-11)
64	Dominik Hasek (1998-99)
63	Roger Crozier (1971-72)/Ryan Miller (2006-07)

MOST MINUTES BY A GOALTENDER

4,474	Ryan Miller (2007-08)
4,220	Dominik Hasek (1997-98)
4,206	Don Edwards (1977-78)
4,085	Martin Biron (2001-02)
4,047	Ryan Miller (2009-10)
4,037	Dominik Hasek (1996-97)
3,904	Dominik Hasek (2000-01)
3,829	Ryan Miller (2010-11)
3,817	Dominik Hasek (1998-99)
3,692	Ryan Miller (2006-07)

MOST WINS BY A GOALTENDER

41	Ryan Miller (2009-10)
40	Ryan Miller (2006-07)
38	Don Edwards (1977-78)
37	Dominik Hasek (1996-97)
37	Dominik Hasek (2000-01)
36	Ryan Miller (2007-08)
34	Ryan Miller (2008-09)
34	Ryan Miller (2010-11)
33	Dominik Hasek (1997-98)
31	Martin Biron (2001-02)/Gerry Desjardins (1976-77)/ Ryan Miller (2011-12)/Daren Puppa (1989-90)

MOST LOSSES BY A GOALTENDER

34	Roger Crozier (1971-72)
30	Dominik Hasek (1995-96)
28	Martin Biron (2001-02)
28	Martin Biron (2002-03)
27	Ryan Miller (2007-08)
26	Robin Lehner (2016-17)
26	Robin Lehner (2017-18)
25	Carter Hutton (2018-19)
24	Tom Barrasso (1985-86)
24	Dominik Hasek (2000-01)

BEST SAVE PERCENTAGE (25+ GP)

.937	Dominik Hasek (1998-99)
.932	Dominik Hasek (1997-98)
.930	Dominik Hasek (1994-95)
.930	Dominik Hasek (1993-94)
.930	Dominik Hasek (1996-97)
.929	Ryan Miller (2009-10)
.923	Ryan Miller (2013-14)
.923	Anders Nilsson (2016-17)
.921	Dominik Hasek (2000-01)
.920	Robin Lehner (2016-17)



Sabres Single-Season Leaders RECORD BOOK



LOWEST GOALS-AGAINST AVG. (25+ GP)

1.87	Dominik Hasek (1998-99)
1.95	Dominik Hasek (1993-94)
2.09	Dominik Hasek (1997-98)
2.11	Dominik Hasek (2000-01)
2.11	Dominik Hasek (1994-95)
2.21	Dominik Hasek (1999-00)
2.22	Martin Biron (2001-02)
2.22	Ryan Miller (2009-10)
2.27	Dominik Hasek (1996-97)
2.36	Chad Johnson (2015-16)

MOST SHOTS FACED BY A GOALTENDER

2,197	Roger Crozier (1971-72)
2,177	Dominik Hasek (1996-97)
2,149	Dominik Hasek (1997-98)
2,104	Ryan Miller (2007-08)
2,098	Ryan Miller (2009-10)
2,011	Dominik Hasek (1995-96)
1,970	Don Edwards (1977-78)
1,964	Ryan Miller (2010-11)
1,910	Robin Lehner (2016-17)
1,886	Ryan Miller (2006-07)

MOST GOALS BY A DEFENSEMAN

31	Phil Housley (1983-84)
29	Phil Housley (1987-88)
26	Phil Housley (1988-89)
21	Phil Housley (1986-87)
21	Phil Housley (1989-90)
19	Phil Housley (1982-83)
18	John Van Boxmeer (1980-81)
16	Phil Housley (1984-85)
15	Phil Housley (1985-86)
15	Alexei Zhitnik (1997-98)

MOST ASSISTS BY A DEFENSEMAN

60	Phil Housley (1989-90)
54	John Van Boxmeer (1981-82)
53	Phil Housley (1984-85)
51	John Van Boxmeer (1980-81)
47	Phil Housley (1982-83)
47	Phil Housley (1985-86)
46	Phil Housley (1983-84)
46	Phil Housley (1986-87)
45	Doug Bodger (1992-93)
44	Garry Galley (1995-96)/Phil Housley (1988-89)/ Jerry Korab (1974-75)

MOST POINTS BY A DEFENSEMAN

81	Phil Housley (1989-90)
77	Phil Housley (1983-84)
70	Phil Housley (1988-89)
69	Phil Housley (1984-85)
69	John Van Boxmeer (1980-81)
68	John Van Boxmeer (1981-82)
67	Phil Housley (1986-87)
66	Phil Housley (1982-83)
66	Phil Housley (1987-88)
62	Phil Housley (1985-86)

MOST GOALS BY A ROOKIE

44	Rick Martin (1971-72)
38	Gilbert Perreault (1970-71)
38	Ray Sheppard (1987-88)
31	Donald Audette (1991-92)
31	Danny Gare (1974-75)
25	Thomas Vanek (2005-06)
24	Jack Eichel (2015-16)
23	Sam Reinhart (2015-16)
22	Peter McNab (1974-75)/Christian Ruuttu (1986-87)/ John Tucker (1984-85)

MOST ASSISTS BY A ROOKIE

47	Phil Housley (1982-83)
43	Christian Ruuttu (1986-87)
38	Calle Johansson (1987-88)
37	Tyler Myers (2009-10)
36	J.F. Sauve (1981-82)
35	Rasmus Dahlin (2018-19)
35	Derek Plante (1993-94)
34	Gilbert Perreault (1970-71)
32	Jack Eichel (2015-16)
31	Danny Gare (1974-75)

MOST POINTS BY A ROOKIE

74	Rick Martin (1971-72)
72	Gilbert Perreault (1970-71)
66	Phil Housley (1982-83)
65	Christian Ruuttu (1986-87)
65	Ray Sheppard (1987-88)
62	Danny Gare (1974-75)
56	Jack Eichel (2015-16)
56	Derek Plante (1993-94)
55	J.F. Sauve (1981-82)
49	Tyler Ennis (2010-11)/John Tucker (1984-85)

MOST PENALTY MINUTES BY A ROOKIE

309	Brad May (1991-92)
178	Jim Schoenfeld (1972-73)
168	Doug Barrie (1970-71)
162	Kevin Maguire (1987-88)
151	Andrew Peters (2003-04)
120	Benoit Hogue (1988-89)
115	Bob Halkidis (1985-86)
108	Steve Dykstra (1985-86)
106	Matthew Barnaby (1993-94)
104	Bob Boughner (1995-96)



Sabres Single-Game Team Records

RECORD BOOK



GAME RESULTS

GREATEST MARGIN

Winning	12	(14-2 win 12-21-75 vs. Washington)
Losing	9	(11-2 loss 11-7-70 at Montreal) (9-0 loss 3-13-71 at St. Louis) (9-0 loss 10-10-81 at Montreal) (9-0 loss 12-22-87 at Boston) (9-0 loss 11-5-88 at Calgary) (9-0 loss 12-6-88 at Hartford)

TIE SCORE

Highest	8-8	(1-15-92 at New Jersey)
Lowest	0-0	(11-9-72 vs. California) (10-31-79 at Chicago) (2-5-83 at Quebec) (10-15-86 vs. Montreal) (11-2-96 at Colorado) (12-23-96 at New Jersey) (10-27-98 at NY Rangers) (12-8-99 vs. Ottawa) (1-13-00 at Boston) (1-21-03 vs. Pittsburgh)

SCORING

MOST GOALS

For	14	(14-2 win 12-21-75 vs. Washington) (14-4 win 3-19-81 vs. Toronto)
Against	11	(11-2 loss 11-7-70 at Montreal)
Combined	18	(14-4 win 3-19-81 vs. Toronto)

MOST GOALS IN ONE PERIOD

For	9	(3-19-81 vs. Toronto)
Allowed	7	(11-7-70 at Montreal)
Combined	12	(3-19-81 vs. Toronto, Buffalo 9 and Toronto 3)

MOST BUFFALO POINTS

Game	40	(12-21-75 vs. Washington)
Period	23	(12-21-75 vs. Washington) (3-19-81 vs. Toronto)

MOST POINTS IN ONE PERIOD

Combined	31	(3-19-81 vs. Toronto, Buffalo 23 and Toronto 8)
-----------------	----	---

FASTEST TWO GOALS

For	:04	(Lee Fogolin and Don Luce, 10-17-74 vs. California)
Against	:07	(Jim Moxey and Wayne Merrick, 2-1-76 at California) (Marcel Dionne and Hartland Monahan, 1-11-78 vs. Los Angeles) (Larry DePalma and Dave Snuggerud, 11-5-92 at San Jose) (Ryan Carter and Nino Niederreiter, 11-13-14 at Minnesota)
Combined	:04	(Marian Stastny/QUE and Dale McCourt/BUF, 1-2-82 at Quebec)

FASTEST THREE GOALS

For	:39	(Pat LaFontaine, Wayne Presley and Donald Audette, 3-22-92 at Chicago)
Against	:34	(Danny Gare [2x] and Bob Manno, 10-26-84 at Detroit)
Combined	:17	(Ryan Carter/MIN, Nino Niederreiter/MIN and Zemgus Girgensons/BUF, 11-13-14 at Minnesota)

SCORING

FASTEST TWO GOALS BY ONE PLAYER

For	:05	(Nathan Gerbe, 1-21-11 vs. NY Islanders)
Against	:10	(Darryl Sittler, 2-19-72 at Toronto)

FASTEST THREE GOALS BY ONE PLAYER

For	3:49	(Don Luce, 12-22-74 at Washington)
Against	4:55	(Rick Kehoe, 3-10-76 at Pittsburgh)

FASTEST GOAL FROM OPENING FACEOFF

For	:05	(Alexander Mogilny, 12-21-91 vs. Toronto)
Against	:09	(Yvon Cournoyer, 12-22-73 at Montreal) (Jim Wiemer, 3-27-85 vs. NY Rangers)

FASTEST BUFFALO GOALS FROM START OF PERIOD

One Goal	:05	(Alexander Mogilny, 12-21-91 vs. Toronto)
Two Goals	:31	(Rene Robert and Rick Martin, 1-10-74 at NY Rangers)

SHOTS ON GOAL

SABRES SHOTS

Most	58	(2-2-75 vs. Kansas City)
Fewest	10	(10-28-14 at Toronto) (2-8-15 vs. NY Islanders)

OPPONENT SHOTS

Most	72	(12-10-70 at Boston)
Fewest	8	(3-21-76 vs. Kansas City)

SABRES AND OPPONENTS SHOTS COMBINED

Most	100	(12-10-70 vs. Boston)
Fewest	33	(10-15-83 vs. Boston)

GREATEST MARGIN OF SHOTS FAVORING

Sabres	37	(3-3-82 vs. Hartford, 52-15)
Opponent	44	(12-10-70 at Boston, 72-28)

SABRES SHOTS IN ONE PERIOD

Most	26	(2-25-78 vs. Cleveland)
Fewest	0	(2-19-81 at Montreal) (1-16-99 at Ottawa) (10-7-11 vs. Anaheim)

SHOTS ALLOWED IN ONE PERIOD

Most	30	(12-10-70 at Boston)
Fewest	0	(3-21-76 vs. Kansas City)

SABRES AND OPPONENTS SHOTS COMBINED IN ONE PERIOD

Most	41	(2-2-75 vs. Kansas City)
Fewest	5	(3-14-72 vs. Minnesota) (12-23-72 vs. Los Angeles) (1-13-74 vs. St. Louis) (3-17-02 at Florida) (11-5-15 vs. Tampa Bay)

MOST SHOTS IN OVERTIME PERIOD

Sabres	9	(2-1-00 vs. Anaheim)
Opponent	10	(2-16-96 vs. New Jersey)
Combined	14	(12-8-17 at Chicago)

PENALTY MINUTES

MOST PENALTY MINUTES

Sabres	188	(3-31-92 at Minnesota)
Opponent	172	(3-31-92 at Minnesota)
Combined	360	(3-31-92 at Minnesota)



Sabres Individual Records

RECORD BOOK



SERVICE

MOST SEASONS

Career 17 Gilbert Perreault (1970-71 to 1986-87)

MOST GAMES PLAYED OVERALL

Career 1,191 Gilbert Perreault (1970-71 to 1986-87)

Season 84 Pat LaFontaine (1992-93)
Brad May (1993-94)
Richard Smehlik (1993-94)
Randy Wood (1993-94)

MOST CONSECUTIVE GAMES PLAYED

Career 776 Craig Ramsay (3-27-73 to 2-10-83)

MOST GAMES PLAYED BY LEFT WING

Career 1,070 Craig Ramsay (1971-72 to 1984-85)

Season 84 Brad May (1993-94)
Randy Wood (1993-94)

MOST GAMES PLAYED BY CENTER

Career 1,191 Gilbert Perreault (1970-71 to 1986-87)

Season 84 Pat LaFontaine (1992-93)

MOST GAMES PLAYED BY RIGHT WING

Career 889 Rob Ray (1989-90 to 2002-03)

Season 82 Several Players Tied

MOST GAMES PLAYED BY DEFENSEMAN

Career 911 Mike Ramsey (1979-80 to 1992-93)

Season 84 Richard Smehlik (1993-94)

GOALS

Most Goals Overall

Career 512 Gilbert Perreault (1970-71 to 1986-87)

Season 76 Alexander Mogilny (1992-93)

Game 5 Dave Andreychuk (2-6-86 at Boston)

Most Consecutive Goal-Scoring Games

Season 8 Alexander Mogilny (12-15-92 to 1-3-93)

Mike Foligno (12-28-84 to 1-12-85)

Miroslav Satan (12-19-98 to 1-2-99)

Most Goals by Left Wing

Career 382 Rick Martin (1971-72 to 1980-81)

Season 52 Rick Martin (1973-74 and 1974-75)

Game 5 Dave Andreychuk (2-6-86 at Boston)

Most Goals by Center

Career 512 Gilbert Perreault (1970-71 to 1986-87)

Season 53 Pat LaFontaine (1992-93)

Game 3 Many times. Last: Sam Reinhart (2-23-19 vs. Washington)

Most Goals by Right Wing

Career 267 Danny Gare (1974-75 to 1981-82)

Season 76 Alexander Mogilny (1992-93)

Game 4 Alexander Mogilny (2-10-93 at Winnipeg and 2-24-93 vs. Detroit)
Miroslav Satan (2-16-04 vs. Atlanta)

Most Goals by Defenseman

Career 156 Phil Housley (1982-83 to 1989-90)

Season 29 Phil Housley (1987-88)

GOALS

MOST GOALS BY DEFENSEMAN

Game 3 Jerry Korab (11-19-78 vs. Minnesota)
Jim Schoenfeld (3-13-81 at Winnipeg)
John Van Boxmeer (11-7-81 at NY Islanders)
Phil Housley (1-23-83 vs. Winnipeg and 1-22-88 vs. New Jersey)
Hannu Virta (3-19-83 at Montreal)
Rasmus Ristolainen (12-10-15 at Calgary)

MOST HAT TRICKS

Career 21 Rick Martin (1971-72 to 1980-81)

Season 7 Rick Martin (1975-76)

Alexander Mogilny (1992-93)

MOST 4-OR-MORE GOAL GAMES

Career 4 Rick Martin (1971-72 to 1980-81)

Season 2 Alexander Mogilny (1992-93)

MOST GAME-WINNING GOALS

Career 81 Gilbert Perreault (1970-71 to 1986-87)

Season 11 Danny Gare (1979-80)

Alexander Mogilny (1992-93)

20-GOAL SEASON

MOST 20-GOAL SEASONS

Career 15 Gilbert Perreault (1970-71 to 1972-73; 1974-75 to 1985-86)

MOST CONSECUTIVE 20-GOAL SEASONS

Career 12 Gilbert Perreault (1974-75 to 1985-86)

30-GOAL SEASON

MOST 30-GOAL SEASONS

Career 10 Gilbert Perreault (1970-71; 1974-75 to 1977-78; 1979-80; 1981-82 to 1984-85)

Most Consecutive 30-Goal Seasons

Career 6 Rick Martin (1971-72 to 1976-77)

40-GOAL SEASON

MOST 40-GOAL SEASONS

Career 5 Rick Martin (1971-72; 1973-74 to 1975-76; 1979-80)

MOST CONSECUTIVE 40-GOAL SEASONS

Career 3 Rick Martin (1973-74 to 1975-76)

50-GOAL SEASON

MOST 50-GOAL SEASONS

Career 2 Danny Gare (1975-76 and 1979-80)

Rick Martin (1973-74 to 1974-75)

MOST CONSECUTIVE 50-GOAL SEASONS

Career 2 Rick Martin (1973-74 to 1974-75)

ASSISTS

MOST ASSISTS OVERALL

Career 814 Gilbert Perreault (1970-71 to 1986-87)

Season 95 Pat LaFontaine (1992-93)

Game 5 Gilbert Perreault (2-1-76 at California; 3-9-80 vs. St. Louis; 1-4-84 vs. Winnipeg)
Dale Haverchuk (1-15-92 at New Jersey)
Pat LaFontaine (3-19-92 at Los Angeles; 12-31-92 vs. NY Rangers; 2-10-93 at Winnipeg)
Jack Eichel (3-31-18 vs. Nashville)

MOST CONSECUTIVE ASSIST-SCORING GAMES

Season 11 Gilbert Perreault (12-23-84 to 1-13-85)



Sabres Individual Records

RECORD BOOK



ASSISTS

MOST ASSISTS BY LEFT WING

Career	436	Dave Andreychuk (1982-83 to 1992-93; 2000-01)
Season	51	Dave Andreychuk (1985-86)
Game	5	Dale Hawerchuk (1-15-92 at New Jersey)

MOST ASSISTS BY CENTER

Career	814	Gilbert Perreault (1970-71 to 1986-87)
Season	95	Pat LaFontaine (1992-93)
Game	5	Gilbert Perreault (2-1-76 at California; 3-9-80 vs. St. Louis; 1-4-84 vs. Winnipeg); Pat LaFontaine (3-19-92 at Los Angeles; 12-31-92 vs. NY Rangers; 2-10-93 at Winnipeg); Jack Eichel (3-31-18 vs. Nashville)

MOST ASSISTS BY RIGHT WING

Career	330	Rene Robert (1971-72 to 1978-79)
Season	60	Rene Robert (1974-75)
Game	4	Several times. Last: Maxim Afinogenov (10-17-2006 vs. Philadelphia)

MOST ASSISTS BY DEFENSEMAN

Career	334	Phil Housley (1982-83 to 1989-90)
Season	60	Phil Housley (1989-90)
Game	4	Bill Hajt (11-13-76 vs. NY Rangers); Phil Housley (12-23-89 at Quebec); Brian Campbell (10-13-07 vs. Washington); Toni Lydman (2-27-08 vs. Nashville)

POINTS

MOST POINTS OVERALL

Career	1,326	Gilbert Perreault (1970-71 to 1986-87)
Season	148	Pat LaFontaine (1992-93)
Game	7	Gilbert Perreault (2-1-76 at California)

MOST CONSECUTIVE POINT-SCORING GAMES

Season	18	Gilbert Perreault (10-24-71 to 12-4-71)
---------------	----	---

MOST POINTS BY LEFT WING

Career	804	Dave Andreychuk (1982-83 to 1992-93; 2000-01)
Season	95	Rick Martin (1974-75)
Game	6	Dave Andreychuk (2-6-86 at Boston)

MOST POINTS BY CENTER

Career	1,326	Gilbert Perreault (1970-71 to 1986-87)
Season	148	Pat LaFontaine (1992-93)
Game	7	Gilbert Perreault (2-1-76 at California)

MOST POINTS BY RIGHT WING

Career	552	Rene Robert (1971-72 to 1978-79)
Season	127	Alexander Mogilny (1992-93)
Game	6	Jim Lorentz (12-6-73 vs. NY Rangers)

MOST POINTS BY DEFENSEMAN

Career	490	Phil Housley (1982-83 to 1989-90)
Season	81	Phil Housley (1989-90)
Game	5	John Van Boxmeer (11-7-81 at NY Islanders); Phil Housley (12-23-89 at Quebec)

PENALTY MINUTES

MOST PENALTY MINUTES OVERALL

Career	3,097	Rob Ray (1989-90 to 2001-02)
Season	354	Rob Ray (1991-92)
Game	39	Reg Fleming (10-18-70 vs. Pittsburgh)

PENALTY MINUTES

MOST PENALTY MINUTES BY LEFT WING

Career	1,746	Rob Ray (1989-90 to 1995-96)
Season	354	Rob Ray (1991-92)

MOST PENALTY MINUTES BY CENTER

Career	500	Gilbert Perreault (1970-71 to 1986-87)
Season	120	Benoit Hogue (1988-89)

MOST PENALTY MINUTES BY RIGHT WING

Career	1,450	Mike Foligno (1981-82 to 1990-91)
Season	335	Matthew Barnaby (1995-96)

MOST PENALTY MINUTES BY DEFENSEMAN

Career	1,390	Larry Playfair (1978-79 to 1985-86; 1988-89 to 1989-90)
Season	258	Larry Playfair (1981-82)

SHOTS ON GOAL

MOST SHOTS ON GOAL OVERALL

Career	3,077	Gilbert Perreault (1970-71 to 1986-87)
Season	360	Alexander Mogilny (1992-93)
Game	12	Rene Robert (4-1-76 vs. Boston); Jim Schoenfeld (12-10-78 vs. Toronto); Mike Foligno (3-3-82 vs. Hartford); Ken Priestley (3-4-88 vs. NY Rangers); Dave Andreychuk (11-13-92 vs. Hartford); Alexander Mogilny (3-16-93 at St. Louis)

HIGHEST SHOOTING PERCENTAGE

Season (50+ Games)	24.2	Mikko Makela (1990-91)
Career (50+ Goals)	18.9	John Tucker (1983-84 to 1990-91)

PLUS/MINUS

HIGHEST PLUS/MINUS RATING

Career	+324	Craig Ramsay (1971-72 to 1984-85)
Season	+61	Don Luce (1974-75)

SPECIAL TEAMS

MOST POWER-PLAY GOALS

Career	161	Dave Andreychuk (1982-83 to 1992-93; 2000-01)
Season	28	Dave Andreychuk (1991-92)
Game	4	Dave Andreychuk (3-19-92 at Los Angeles)

MOST SHORTHANDED GOALS

Career	27	Craig Ramsay (1971-72 to 1984-85)
Season	8	Don Luce (1974-75)
Game	2	Don Luce (12-22-74 at Washington); Bob Sweeney (4-1-95 at NY Islanders); Michael Peca (12-31-97 vs. Ottawa); Alexei Zhitnik (3-19-98 vs. Florida)

ROOKIE RECORDS

MOST GOALS BY ROOKIE

Season	44	Rick Martin (1971-72)
---------------	----	-----------------------

MOST ASSISTS BY ROOKIE

Season	47	Phil Housley (1982-83)
---------------	----	------------------------

MOST POINTS BY ROOKIE

Season	74	Rick Martin (1971-72)
---------------	----	-----------------------

MOST PENALTY MINUTES BY ROOKIE

Season	309	Brad May (1991-92)
---------------	-----	--------------------

FASTEST GOAL BY ROOKIE FROM START OF FIRST NHL GAME

Game	:18	(Danny Gare, 10-10-74 vs. Boston)
-------------	-----	-----------------------------------



Sabres Individual Records

RECORD BOOK



GOALTENDERS

MOST GAMES PLAYED

Career	540	Ryan Miller (2002-03 to 2013-14)
Season	76	Ryan Miller (2007-08)

MOST WINS

Career	284	Ryan Miller (2002-03 to 2013-14)
Season	41	Ryan Miller (2009-10)

MOST LOSSES

Career	186	Ryan Miller (2002-03 to 2013-14)
Season	34	Roger Crozier (1971-72)

MOST MINUTES PLAYED

Career	31,661	Ryan Miller (2002-03 to 2013-14)
Season	4,474	Ryan Miller (2007-08)

LOWEST GOALS-AGAINST AVERAGE

Career	2.22	Dominik Hasek (1992-93 to 2000-01)
Season	1.87	Dominik Hasek (1998-99)

SAVES IN COMPLETE GAME

Most	64	Joe Daley (12-10-70 at Boston)
Fewest	7	Roger Crozier (10-19-75 vs. Washington) Al Smith (3-21-76 vs. Kansas City)

MOST SHUTOUTS

Career	55	Dominik Hasek (1992-93 to 2000-01)
Season	13	Dominik Hasek (1997-98)

LONGEST SHUTOUT SEQUENCE

Season	221:58	Martin Biron (4:22 of 3rd period at San Jose 1-16-03 to 0:46 of 2nd period at Ottawa 1-25-03)
---------------	--------	---

SAVES IN SHUTOUT

Most	44	Chad Johnson (12-17-15 vs. Anaheim)
Fewest	14	Gary Bromley (12-8-74 vs. Minnesota) Don Edwards (12-10-79 vs. Detroit) Tom Barrasso (12-28-84 vs. Winnipeg; 1-19-85 at Hartford; 4-5-87 vs. Hartford)

Most Penalty Minutes

Career	182	Tom Barrasso (1983-84 to 1988-89)
Season	50	Tom Barrasso (1987-88)

MOST ASSISTS

Career	17	Tom Barrasso (1983-84 to 1988-89)
Season	6	Tom Barrasso (1984-85)
Game	2	Daren Puppa (12-28-88 vs. Detroit and 1-14-91 at Toronto) Ryan Miller (2-25-14 vs. Carolina)



A

Player (Seasons)	GP	G	A	PTS	PIM	Unif. No.
Adam, Luke (2010-11—2013-14)	87	15	11	26	32	72
Afinogenov, Maxim (1999-00—2008-09)	569	134	200	334	440	61
Ambroziak, Peter (1994-95)	12	0	1	1	0	12
Anderson, Ron (1970-71—1971-72)	111	14	16	30	63	16
Anderson, Shawn (1986-87—1989-90)	113	6	26	32	66	37
Andersson, Mikael (1985-86—1988-89)	99	4	33	37	18	14
Andrea, Paul (1970-71)	47	11	21	32	4	21
Andreychuk, Dave (1982-83—1992-93; 2000-01)	837	368	436	804	592	25, 29, 52
Antipin, Victor (2017-18)	47	0	10	10	18	93
Armia, Joel (2014-15)	1	0	0	0	0	33
Arniel, Scott (1986-87—1989-90)	295	64	74	138	243	9
Astley, Mark (1993-94—1995-96)	75	4	19	23	92	21, 33
Atkinson, Steve (1970-71—1973-74)	255	49	47	96	96	19
Audette, Donald (1990-91—1997-98; 2000-01)	421	166	131	297	335	28, 45
Austin, Brady (2016-17)	5	0	0	0	4	67

B

Player (Seasons)	GP	G	A	PTS	PIM	Unif. No.
Bailey, Justin (2015-16—2017-18)	52	5	3	8	8	56, 95
Ball, Terry (1970-71—1971-72)	12	0	1	1	6	21, 28
Baptiste, Nicholas (2016-17—2017-18)	47	7	3	10	20	73, 13
Barnaby, Matthew (1992-93—1998-99)	317	47	79	126	1248	36
Barnes, Stu (1998-99—2002-03)	310	67	105	172	98	41
Barrasso, Tom (1983-84—1988-89)	266	0	17	17	182	30
Barrie, Doug (1970-71—1971-72)	102	6	28	34	213	5
Bartovic, Milan (2002-03—2003-04)	26	2	8	10	18	15
Beaulieu, Nathan (2017-18—2018-19)	89	4	12	16	68	82
Benoit, Andre (2014-15)	59	1	8	9	20	61
Berglund, Patrik (2018-19)	23	2	2	4	6	10
Bernier, Steve (2007-08)	17	3	6	9	2	56
Biron, Martin (1995-96; 1998-99—2006-07)	300	0	5	5	57	00, 43
Black, James (1993-94)	2	0	0	0	0	40
Blue, John (1995-96)	5	0	0	0	0	1
Bodger, Doug (1988-89—1995-96)	479	54	233	287	506	8
Bogosian, Zach (2014-15—2018-19)	224	12	50	62	224	47, 4
Boland, Mike (1978-79)	22	1	2	3	29	15
Botterill, Jason (2002-03—2003-04)	36	3	5	8	28	28
Boucher, Philippe (1992-93—1994-95)	65	7	16	23	43	24, 4
Boulton, Eric (2000-01—2003-04)	172	5	12	17	511	26
Boughner, Bob (1995-96—1997-98)	177	2	11	13	494	6, 46, 4
Boyes, Brad (2010-11—2011-12)	86	13	24	37	12	22
Breitenbach, Ken (1975-76—1976-77; 1978-79)	68	1	13	14	49	23, 26
Briere, Daniel (2002-03—2006-07)	225	92	138	230	219	48
Bromley, Gary (1973-74—1975-76)	63	0	4	4	4	24, 28, 29
Brown, Brad (2003-04)	13	0	2	2	12	4
Brown, Curtis (1994-95—2003-04)	542	109	143	252	288	37
Brown, Greg (1990-91; 1992-93)	49	1	3	4	41	15, 9
Butler, Chris (2008-09—2010-11)	155	5	31	36	66	34
Brennan, TJ (2011-12—2012-13)	21	2	0	2	12	33
Brydges, Paul (1986-87)	15	2	2	4	6	16
Burgdoerfer, Erik (2016-17)	2	0	0	0	0	46
Burridge, Randy (1995-96—1997-98)	159	39	60	99	50	12
Busniuk, Ron (1972-73—1973-74)	6	0	3	3	13	21, 24
Byers, Mike (1971-72)	46	9	7	16	12	12
Byron, Paul (2010-11)	8	1	1	2	2	24

C

Player (Seasons)	GP	G	A	PTS	PIM	Unif. No.
Campbell, Brian (1999-00—2007-08)	391	32	144	176	113	51
Card, Mike (2006-07)	4	0	0	0	0	33
Carney, Keith (1991-92—1993-94)	51	4	9	13	77	6, 26
Carrier, William (2016-17)	41	5	3	8	21	48
Carriere, Larry (1972-73—1974-75; 1977-78)	206	9	43	52	284	5, 23
Catenacci, Daniel (2015-16)	11	0	0	0	0	43



C

Player (Seasons)	GP	G	A	PTS	PIM	Unif. No.
Ciavaglia, Peter (1991-92—1992-93)	5	0	0	0	0	12
Cloutier, Jacques (1981-82—1982-83; 1984-85—1988-89)	144	0	7	7	29	1, 29
Cloutier, Real (1983-84—1984-85)	82	24	36	60	25	8
Colaiacono, Carlo (2015-16)	36	1	4	5	10	25
Conacher, Cory (2013-14)	19	3	3	6	16	88
Conklin, Ty (2006-07)	5	0	0	0	2	35
Conn, Rob (1995-96)	28	2	5	7	18	25
Connolly, Tim (2001-02—2010-11)	464	94	226	320	174	18, 19
Corkum, Bob (1989-90; 1991-92—1992-93; 2001-02)	106	10	9	19	73	19, 42, 29
Creighton, Adam (1983-84—1988-89)	172	40	60	100	196	15, 34, 38
Crisuolo, Kyle (2017-18)	9	0	0	0	4	51
Crozier, Roger (1970-71—1975-76)	202	0	3	3	24	1
Cunneyworth, Randy (1980-81—1981-82; 1998-99)	35	4	6	10	49	7, 19, 23, 17
Curran, Brian (1990-91—1991-92)	20	0	1	1	57	39, 41
Cyr, Paul (1982-83—1987-88)	343	85	111	196	454	8, 18

D

Player (Seasons)	GP	G	A	PTS	PIM	Unif. No.
D'Agostini, Matt (2013-14)	49	5	6	11	22	27
D'Amigo, Jerry (2014-15)	9	0	0	0	2	49
Dahlin, Rasmus (2018-19)	82	9	35	44	34	26
Daley, Joe (1970-71)	38	0	1	1	12	30
Dalpe, Zac (2014-15)	21	1	2	3	4	20
Davis, Mal (1982-83—1985-86)	89	29	22	51	34	25, 29
Dawe, Jason (1993-94—1997-98)	290	79	79	158	132	17, 43
Deadmarsh, Butch (1970-71—1972-73)	56	2	2	4	39	8, 9, 16, 24
DeGray, Dale (1989-90)	6	0	0	0	6	28
Delmore, Andy (2003-04)	37	2	5	7	29	5
Desjardins, Gerry (1974-75—1977-78)	116	0	1	1	4	30
Deslauriers, Nicolas (2013-14—2016-17)	211	12	18	30	186	44
Donnelly, Gord (1991-92—1993-94)	134	5	11	16	557	34
Donnelly, Mike (1987-88—1989-90)	74	11	16	27	62	7, 16, 24
Draper, Tom (1991-92—1992-93)	37	0	3	3	4	35
Drury, Chris (2003-04—2006-07)	234	85	104	189	130	23
Dryden, Dave (1970-71—1973-74)	120	0	2	2	4	28, 30
Dudley, Rick (1972-73—1974-75; 1978-79—1980-81)	279	70	94	164	264	9, 17
Duff, Dick (1970-71—1971-72)	61	9	15	24	12	8, 20
Dumont, J-P (2000-01—2005-06)	362	102	121	223	218	17
Dunn, Richie (1977-78—1981-82; 1985-86—1988-89)	327	27	105	132	235	3, 21, 26, 29
Dykstra, Steve (1985-86—1987-88)	128	5	23	28	378	4, 42

E

Player (Seasons)	GP	G	A	PTS	PIM	Unif. No.
Eatough, Jeff (1981-82)	1	0	0	0	0	19
Edwards, Don (1976-77—1981-82)	307	0	11	11	32	1, 29
Ehrhoff, Christian (2011-12—2013-14)	192	16	71	87	119	10
Eichel, Jack (2015-16—2018-19)	286	101	158	259	102	15, 9
Elie, Remi (2018-19)	16	0	1	1	2	81
Eliot, Darren (1988-89)	2	0	0	0	0	34
Ellis, Matt (2008-09—2014-15)	286	18	23	41	57	37
Engblom, Brian (1985-86)	30	1	4	5	16	28
Ennis, Tyler (2009-10—2016-17)	419	97	139	236	168	63
Enroth, Jhonas (2009-10—2014-15)	118	0	0	0	2	1
Errey, Bob (1992-93)	8	1	3	4	4	12
Essensa, Bob (2001-02)	9	0	0	0	0	31
Evans, Chris (1971-72)	61	6	18	24	98	24

F

Player (Seasons)	GP	G	A	PTS	PIM	Unif. No.
Falk, Justin (2016-17—2017-18)	98	1	9	10	57	41
Farr, Rocky (1972-73—1974-75)	19	0	0	0	2	28, 30
Fasching, Hudson (2015-16—2017-18)	22	1	2	3	8	52, 24
Fedun, Taylor (2016-17—2017-18)	34	0	8	8	18	38, 27
Fenyves, Dave (1982-83—1986-87)	148	2	27	29	87	8, 31



F

Player (Seasons)	GP	G	A	PTS	PIM	Unif. No.
Ferner, Mark (1986-87; 1988-89)	15	0	3	3	11	28, 29
Finley, Joe (2011-12)	5	0	0	0	12	4
Fischer, Ron (1981-82—1982-83)	18	0	7	7	6	6, 23, 28
Fitzpatrick, Rory (2001-02—2005-06)	157	9	15	24	114	8
Fleming, Reg (1970-71)	78	6	10	16	159	9
Flynn, Brian (2012-13—2014-15)	159	17	24	41	24	65
Fogolin, Lee (1974-75—1978-79; 1986-87)	338	8	70	78	432	5, 33
Foligno, Marcus (2011-12—2016-17)	347	49	67	116	334	82
Foligno, Mike (1981-82—1990-91)	664	247	264	511	1448	17
Franceschetti, Lou (1990-91—1991-92)	36	1	8	9	26	15, 37, 34
Franson, Cody (2015-16—2016-17)	127	7	29	36	60	46, 6
Fuhr, Grant (1992-93—1994-95)	64	0	4	4	26	31
Funk, Michael (2006-07—2007-08)	9	0	2	2	0	3

G

Player (Seasons)	GP	G	A	PTS	PIM	Unif. No.
Gage, Jody (1985-86; 1987-88; 1991-92)	18	3	3	6	2	12, 14, 33
Galley, Garry (1994-95—1996-97)	163	15	87	102	193	3
Gardner, Paul (1985-86)	2	0	0	0	0	28
Gare, Danny (1974-75—1981-82)	503	267	233	500	686	18
Gaustad, Paul (2002-03; 2005-06—2011-12)	479	71	110	181	585	60, 28
Gerbe, Nathan (2008-09—2012-13)	188	29	43	72	88	42
Gillies, Clark (1986-87—1987-88)	86	15	19	34	132	39, 90
Gillis, Jere (1982-83)	3	0	0	0	0	25
Gilmour, Doug (1999-00—2000-01)	82	10	45	55	82	93
Gionta, Brian (2014-15—2016-17)	230	40	63	103	52	12
Girgensons, Zemgus (2013-14—2018-19)	420	49	70	119	120	28
Gordiouk, Viktor (1992-93; 1994-95)	26	3	8	11	0	9
Gorges, Josh (2014-15—2017-18)	223	3	23	26	155	4
Gould, John (1971-72—1973-74; 1979-80)	92	14	12	26	13	17, 21, 23, 24
Goyette, Phil (1970-71—1971-72)	97	18	67	85	20	10
Gragnani, Marc-Andre (2007-08—2008-09; 2011-12)	59	2	13	15	28	17
Grand-Pierre, Jean-Luc (1998-99—1999-00)	27	0	1	1	32	34
Grant, Derek (2016-17)	40	0	3	3	19	27
Gratton, Chris (1999-00—2002-03)	244	50	81	131	278	77
Gratton, Norm (1972-73—1974-75)	103	15	23	38	30	9, 14
Grier, Mike (2003-04—2005-06; 2010-11)	241	23	47	70	58	25
Griffith, Seth (2017-18)	21	2	1	3	6	25
Grigorenko, Mikhail (2012-13—2014-15)	68	6	8	14	4	25
Grosek, Michal (1995-96—1999-00)	308	62	98	160	299	18
Guay, Francois (1989-90)	1	0	0	0	0	43
Guevremont, Jocelyn (1974-75—1978-79)	326	38	130	168	189	3, 22
Guhle, Brendan (2016-17—2018-19)	23	0	5	5	12	45

H

Player (Seasons)	GP	G	A	PTS	PIM	Unif. No.
Hackett, Matt (2013-14—2014-15)	13	0	0	0	0	31
Hajdu, Richard (1985-86—1986-87)	5	0	0	0	4	8, 28
Hajt, Bill (1973-74—1986-87)	854	42	202	244	433	24
Halkidis, Bob (1985-86—1988-89)	89	2	14	16	315	18, 19
Haller, Kevin (1989-90—1991-92)	81	7	23	30	95	7, 15
Hamel, Denis (1999-00—2002-03)	130	13	9	22	67	55
Hamel, Gilles (1980-81—1985-86)	365	92	114	206	215	9, 17, 18
Hamilton, Al (1970-71—1971-72)	145	6	58	64	176	6
Hannan, Dave (1991-92—1995-96)	249	23	56	79	206	41, 14
Harris, Hugh (1972-73)	60	12	26	38	17	21
Harrison, Paul (1981-82)	6	0	0	0	2	30
Hartman, Mike (1986-87—1990-91)	225	34	25	59	890	20
Hasek, Dominik (1992-93—2000-01)	491	0	13	13	104	39
Hawerchuk, Dale (1990-91—1994-95)	342	110	275	385	204	10
Haworth, Alan (1980-81—1981-82)	106	37	38	75	64	14
Hecht, Jochen (2002-03—2012-13)	613	138	207	345	322	71, 55
Hecl, Radoslav (2002-03)	14	0	0	0	2	21
Heinze, Steve (2000-01)	14	5	7	12	8	57



H

Player (Seasons)	GP	G	A	PTS	PIM	Unif. No.
Hess, Bob (1981-82)	33	0	8	8	14	23
Hillier, Randy (1991-92)	28	0	1	1	48	23
Hillman, Larry (1971-72—1972-73)	121	6	35	41	114	5
Hodgson, Cody (2011-12—2014-15)	218	44	55	99	54	19
Hofford, Jim (1985-86—1986-87)	17	0	0	0	45	3, 33
Hogue, Benoit (1987-88—1991-92)	196	45	67	112	273	33
Holland, Jason (1998-99—1999-00)	9	0	1	1	8	29, 20
Holzinger, Brian (1994-95—1999-00)	352	70	97	167	202	19
Horton, Tim (1972-73—1973-74)	124	1	22	23	109	2
Hospodar, Ed (1987-88)	42	0	1	1	98	24
Houda, Doug (1994-95—1995-96; 1999-00—2002-03)	68	2	5	7	134	20, 6
Houlder, Bill (1990-91—1992-93)	32	4	7	11	18	23, 37, 47
Housley, Phil (1982-83—1989-90)	608	178	380	558	386	6
Huddy, Charlie (1994-95—1996-97)	85	7	9	16	95	22
Hughes, Brent (1995-96)	76	5	10	15	148	17
Hughes, Pat (1985-86)	50	4	9	13	25	26
Hunwick, Matt (2018-19)	14	0	2	2	4	48
Hurlbut, Mike (1997-98—1999-00)	5	0	0	0	4	21
Hutton, Carter (2018-19)	50	0	1	1	2	40

I

Player (Seasons)	GP	G	A	PTS	PIM	Unif. No.
Inglis, Billy (1970-71)	14	0	1	1	6	8
Ireland, Randy (1978-79)	2	0	0	0	0	30

J

Player (Seasons)	GP	G	A	PTS	PIM	Unif. No.
Jackson, Dane (1995-96)	22	5	4	9	41	24, 29
Jackson, Jim (1987-88)	5	2	0	2	0	8
James, Val (1981-82)	7	0	0	0	16	26, 29, 30
Janik, Doug (2002-03—2003-04)	10	0	0	0	21	33
Jennings, Grant (1995-96)	6	0	0	0	28	4
Jillson, Jeff (2003-04—2005-06)	16	0	3	3	23	5, 34
Johansson, Calle (1987-88—1988-89)	118	6	49	55	70	3
Johnson, Chad (2015-16; 2017-18)	81	0	2	2	0	31
Josefson, Jacob (2017-18)	39	2	2	4	6	10
Jutila, Timo (1984-85)	10	1	5	6	13	4
Juneau, Joe (1998-99)	9	1	1	2	2	90

K

Player (Seasons)	GP	G	A	PTS	PIM	Unif. No.
Kaese, Trent (1988-89)	1	0	0	0	0	39
Kaleta, Patrick (2006-07—2014-15)	348	27	27	54	542	36
Kalinin, Dmitri (1999-00—2007-08)	466	34	111	145	289	45
Kane, Evander (2015-16—2017-18)	196	68	50	118	261	9
Kasdorf, Jason (2015-16)	1	0	0	0	0	33
Kassian, Zack (2011-12)	27	3	4	7	20	54
Keenan, Larry (1970-71—1971-72)	66	9	20	29	8	21, 26
Kennedy, Dean (1989-90—1990-91)	144	6	20	26	172	26
Kennedy, Tim (2008-09—2009-10)	79	10	16	26	50	58, 13
Khmylev, Yuri (1992-93—1995-96)	254	63	87	150	131	13
Knapp, Connor (2013-14)	2	0	1	1	0	49
Konopka, Zenon (2013-14)	23	0	1	1	33	24
Korab, Jerry (1973-74—1979-80; 1983-84—1984-85)	537	67	216	283	870	4, 44
Korn, Jim (1986-87)	52	4	10	14	158	4, 34
Kotalik, Ales (2001-02—2007-08)	426	114	126	240	267	20, 12
Kowal, Joe (1976-77—1977-78)	22	0	5	5	13	27
Kozlov, Vyacheslav (2001-02)	38	9	13	22	16	13
Krake, Skip (1970-71)	74	4	5	9	68	12
Kristek, Jaroslav (2002-03)	6	0	0	0	0	29
Krupp, Uwe (1986-87—1991-92)	327	25	78	103	386	4, 40
Kruse, Paul (1997-98—1999-00)	66	4	1	5	206	24, 29
Kulikov, Dmitry (2016-17)	47	2	3	5	26	77



L

Player (Seasons)	GP	G	A	PTS	PIM	Unif. No.
Lacombe, Francois (1970-71)	1	0	1	1	2	19
Lacombe, Norm (1984-85—1986-87)	84	12	18	30	46	32
LaFontaine, Pat (1991-92—1996-97)	268	158	227	385	207	16
Lagace, Jean-Guy (1970-71)	3	0	0	0	2	21
Lalime, Patrick (2008-09—2010-11)	47	0	1	1	2	40
Lambert, Yvon (1981-82)	77	25	39	64	38	15
Langevin, Chris (1983-84; 1985-86)	22	3	1	4	22	15
Larson, Reed (1989-90)	1	0	0	0	0	55
Larsson, Johan (2013-14—2018-19)	330	32	47	79	164	22
Lawson, Danny (1971-72)	78	10	6	16	15	9
Ledyard, Grant (1988-89—1992-93)	240	18	71	89	181	3
Legwand, David (2015-16)	79	5	9	14	14	17
Lehner, Robin (2015-16—2017-18)	133	0	2	2	16	40
Leino, Ville (2012-13—2013-14)	137	10	36	46	32	23
Lemieux, Real (1973-74)	11	1	1	2	4	16
Leopold, Jordan (2010-11—2012-13)	174	25	42	67	78	3
Lever, Don (1985-86—1986-87)	39	10	3	13	10	8, 20
Lieuwen, Nathan (2013-14)	7	0	0	0	0	50
Lindback, Anders (2014-15)	16	0	0	0	4	35
Littman, David (1990-91—1991-92)	2	0	0	0	0	1, 34
Loewen, Darcy (1989-90—1991-92)	12	0	0	0	14	36
Logan, Bob (1986-87—1987-88)	38	10	5	15	0	26
Lorentz, Jim (1971-72—1977-78)	487	134	197	331	126	8
Luce, Don (1971-72—1980-81)	766	216	310	526	304	14, 20
Ludvig, Jan (1987-88—1988-89)	26	1	8	9	104	36
Ludzik, Steve (1989-90)	11	0	1	1	6	14
Lydman, Toni (2005-06—2009-10)	371	14	91	105	311	5

M

Player (Seasons)	GP	G	A	PTS	PIM	Unif. No.
MacArthur, Clarke (2006-07—2009-10)	187	41	38	79	127	41
Macdonald, Doug (1992-93—1994-95)	11	1	0	1	2	44
MacIntyre, Drew (2011-12)	2	0	0	0	0	31
Maguire, Kevin (1987-88—1989-90)	167	18	25	43	518	19
Mair, Adam (2002-03—2009-10)	498	35	70	105	701	22
Makarov, Andrey (2014-15)	1	0	0	0	0	1
Makela, Mikko (1990-91)	60	15	7	22	25	42
Malarchuk, Clint (1988-89—1991-92)	102	0	6	6	41	30
Malone, Sean (2016-17)	1	0	0	0	0	42
Maloney, Dave (1984-85)	52	1	21	22	41	26
Mancari, Mark (2006-07; 2008-09—2010-11)	36	3	10	13	22	25, 12
Marshall, Don (1970-71)	62	20	29	49	6	22
Martin, Rick (1971-72—1980-81)	681	382	313	695	475	7, 8, 9
Martin, Terry (1975-76—1978-79)	148	20	22	42	50	25
May, Brad (1991-92—1997-98)	425	67	89	156	1323	10, 48, 27
McAdam, Gary (1975-76—1978-79; 1982-83)	227	40	45	85	76	12, 15, 32
McBain, Jamie (2013-14)	69	6	11	17	14	4
McCabe, Jake (2013-14—2018-19)	274	14	47	61	153	29, 19
McClanahan, Rob (1979-80—1980-81)	66	5	17	22	38	15
McCormick, Cody (2010-11—2014-15)	201	11	22	33	293	8
McCourt, Dale (1981-82—1983-84)	119	41	56	97	22	7
McDonald, Brian (1970-71)	12	0	0	0	29	20
McGinn, Jamie (2015-16)	63	14	13	27	10	88
McIntosh, Paul (1974-75—1975-76)	47	0	2	2	66	3
McKay, Ray (1971-72—1972-73)	40	0	3	3	18	22, 24
McKee, Jay (1995-96—2005-06)	582	17	81	98	470	38, 74
McKegney, Tony (1978-79—1982-83)	363	127	141	268	117	8
McKenna, Sean (1981-82—1985-86)	237	56	53	109	122	12, 19, 23
McLlwain, Dave (1991-92)	5	0	0	0	2	20
McMahon, Mike (1970-71)	12	0	0	0	0	4
McMorrow, Sean (2002-03)	1	0	0	0	0	23
McNab, Peter (1973-74—1975-76)	154	49	59	108	26	16, 22, 24
McNabb, Brayden (2011-12; 2013-14)	37	1	7	8	21	81, 4, 4
McSheffrey, Bryan (1974-75)	3	0	0	0	0	15



M

Player (Seasons)	GP	G	A	PTS	PIM	Unif. No.
McSweeney, Don (1987-88; 1989-90)	9	0	1	1	12	32, 39
Meehan, Gerry (1970-71—1974-75)	306	94	114	208	60	15
Melanson, Dean (1994-95)	5	0	0	0	4	3
Meszaros, Andrej (2014-15)	60	7	7	14	36	41
Metcalf, Scott (1987-88—1989-90)	17	1	2	3	18	12, 32, 34
Mickey, Larry (1971-72—1974-75)	117	20	14	34	65	12, 21
Miller, Brad (1988-89—1991-92)	63	1	4	5	265	42, 44
Miller, Ryan (2002-03—2013-14)	540	0	9	9	24	30
Milley, Norm (2001-02—2003-04)	15	0	3	3	8	19
Mitchell, Torrey (2013-14—2014-15)	60	7	7	14	30	17
Mittelstadt, Casey (2017-18—2018-19)	83	13	17	30	12	37
Mogilny, Alexander (1989-90—1994-95)	381	211	233	444	203	89
Moller, Mike (1980-81—1984-85)	127	13	27	40	41	9, 14, 29
Moller, Randy (1991-92—1993-94)	126	5	20	25	296	24
Molloy, Mitch (1989-90)	2	0	0	0	10	40
Mongrain, Bob (1979-80—1981-82; 1983-84—1984-85)	70	11	11	22	12	8, 25, 32
Montador, Steve (2009-10—2010-11)	151	10	39	49	158	4
Montour, Brandon (2018-19)	20	3	7	10	16	62
Moore, Barrie (1995-96—1996-97)	34	2	6	8	18	38, 37
Moore, Dominic (2008-09)	18	1	3	4	23	17
Moravec, David (1999-00)	1	0	0	0	0	64
Morrisonn, Shaone (2010-11)	62	1	4	5	32	27
Moulson, Matt (2013-14—2017-18)	297	46	77	123	52	26
Muni, Craig (1993-94—1995-96)	160	2	18	20	167	5
Myers, Hap (1970-71)	13	0	0	0	6	25
Myers, Tyler (2009-10—2014-15)	365	45	106	151	256	57
Myre, Phil (1982-83)	5	0	0	0	2	33

N

Player (Seasons)	GP	G	A	PTS	PIM	Unif. No.
Napier, Mark (1986-87—1988-89)	128	26	30	56	41	65
Ndur, Rumun (1996-97—1997-98)	3	0	0	0	4	40
Nelson, Casey (2015-16—2018-19)	93	4	14	18	33	34, 8
Neuvirth, Michal (2013-14—2014-15)	29	0	0	0	0	34
Nichol, Scott (1995-96; 1997-98)	5	0	0	0	14	45
Niedermayer, Rob (2010-11)	71	5	14	19	22	20
Nilsson, Anders (2016-17)	26	0	0	0	0	31
Nolan, Jordan (2017-18)	69	4	4	8	69	17
Noris, Joe (1973-74)	18	0	0	0	2	23
Noronen, Mika (2000-01—2005-06)	67	1	0	1	4	35
Novotny, Jiri (2005-06—2006-07)	64	8	8	16	26	13
Numminen, Teppo (2005-06—2008-09)	212	6	80	86	90	27
Nylander, Alexander (2016-17—2018-19)	19	3	3	6	4	70, 92

O

Player (Seasons)	GP	G	A	PTS	PIM	Unif. No.
O'Regan, Danny (2017-18—2018-19)	3	0	0	0	0	65
O'Reilly, Cal (2015-16—2016-17)	31	3	5	8	2	19
O'Reilly, Ryan (2015-16—2017-18)	224	65	111	176	20	90
O'Shea, Kevin (1970-71—1971-72)	93	10	13	23	52	18
Okposo, Kyle (2016-17—2017-18)	141	34	55	89	64	21
Olofsson, Victor (2018-19)	6	2	2	4	2	41
Omark, Linus (2013-14)	13	0	2	2	6	17
Orlando, Gates (1984-85—1986-87)	98	18	26	44	51	23
Ott, Steve (2012-13—2013-14)	107	18	26	44	148	9

P-Q

Player (Seasons)	GP	G	A	PTS	PIM	Unif. No.
Paetsch, Nathan (2005-06—2009-10)	157	7	34	41	108	38
Paieement, Wilf (1986-87)	56	20	17	37	108	27
Paille, Dan (2005-06—2009-10)	195	35	42	77	54	20
Pardy, Adam (2012-13)	17	0	4	4	14	27
Parker, Jeff (1986-87—1989-90)	137	16	19	35	161	28, 29



P-Q

Player (Seasons)	GP	G	A	PTS	PIM	Unif. No.
Parrish, Mark (2010-11)	2	0	0	0	0	10
Paslawski, Greg (1990-91)	12	2	1	3	4	12
Patrick, James (1998-99—2003-04)	345	23	51	74	104	3
Patrick, Steve (1980-81—1984-85)	152	21	34	55	125	26
Patterson, Colin (1991-92—1992-93)	88	8	10	18	52	17
Pearson, Scott (1994-95—1995-96)	41	6	1	7	87	33, 29
Peca, Michael (1995-96—1999-00)	363	96	121	217	352	27
Perreault, Gilbert (1970-71—1986-87)	1191	512	814	1326	500	11
Perry, Brian (1970-71)	1	0	0	0	0	19
Peters, Andrew (2003-04—2008-09)	200	4	3	7	557	76
Peterson, Brent (1981-82—1984-85)	265	43	63	106	180	20
Petrenko, Sergei (1993-94)	15	0	4	4	0	15
Pilut, Lawrence (2018-19)	33	1	5	6	20	24
Pittis, Domenic (1998-99—1999-00; 2003-04)	15	1	0	1	12	83, 12, 28, 38
Plante, Derek (1993-94—1997-98)	354	87	134	221	114	26
Playfair, Larry (1978-79—1985-86; 1988-89—1989-90)	577	24	76	100	1390	27, 40
Pominville, Jason (2003-04—2012-13; 2017-18—2018-19)	733	217	304	521	159	29
Porter, Kevin (2012-13—2013-14)	43	4	6	10	12	12
Pouliot, Benoit (2017-18)	74	13	6	19	22	67
Pratt, Nolan (2007-08)	55	1	6	7	30	4
Pratt, Tracy (1970-71—1973-74)	210	2	39	41	399	3, 4
Presley, Wayne (1991-92—1994-95)	202	48	32	80	297	18
Priestlay, Ken (1986-87—1989-90)	117	25	25	50	59	12, 56
Primeau, Wayne (1994-95—1999-00)	225	19	25	44	227	22, 76
Puppa, Daren (1985-86—1992-93)	215	0	14	14	30	31, 35
Pyatt, Taylor (2001-02—2005-06)	230	38	42	80	131	24
Pysyk, Mark (2012-13—2015-16)	125	5	21	26	50	53, 3

R

Player (Seasons)	GP	G	A	PTS	PIM	Unif. No.
Ramsay, Craig (1971-72—1984-85)	1070	252	420	672	201	10, 25
Ramsey, Mike (1979-80—1992-93)	911	73	256	329	924	5, 23
Ramsey, Wayne (1977-78)	2	0	0	0	0	32
Rasmussen, Erik (1997-98—2001-02)	281	33	46	79	179	9
Ray, Rob (1989-90—2002-03)	888	40	50	90	3189	32
Redmond, Zach (2017-18)	3	0	0	0	2	38
Reekie, Joe (1985-86—1988-89)	104	3	15	18	190	27, 31, 55
Regehr, Robyn (2011-12—2012-13)	105	1	6	7	77	24
Reinhart, Sam (2015-16—2018-19)	331	87	118	205	60	23
Renaud, Mark (1983-84)	10	1	3	4	6	4
Richard, Jacques (1975-76—1976-77; 1978-79)	155	24	38	62	73	9
Richer, Bob (1972-73)	3	0	0	0	0	17
Ristolainen, Rasmus (2013-14—2018-19)	424	36	158	194	209	55
Rivet, Craig (2008-09—2010-11)	165	4	38	42	237	52
Robert, Rene (1971-72—1978-79)	524	222	330	552	401	7, 14, 23
Robertson, Geordie (1982-83)	5	1	2	3	7	15
Robitaille, Mike (1971-72—1974-75)	170	8	46	54	122	3
Rodrigues, Evan (2015-16—2018-19)	154	21	41	62	43	71
Roloson, Dwayne (1998-99—1999-00)	32	0	0	0	0	30
Rombough, Doug (1972-73—1973-74)	51	8	9	17	27	22
Ronan, Ed (1996-97)	18	1	4	5	11	5
Roy, Derek (2003-04—2011-12)	549	161	266	427	331	9
Ruff, Lindy (1979-80—1988-89)	608	102	183	285	1128	22
Ruhwedel, Chad (2012-13—2015-16)	33	0	2	2	4	5
Russell, Phil (1985-86—1986-87)	18	2	5	7	24	26
Ruutu, Christian (1986-87—1991-92)	438	101	220	331	483	21
Ryan, Michael (2006-07—2007-08)	65	7	6	13	32	37

S

Player (Seasons)	GP	G	A	PTS	PIM	Unif. No.
Sanderson, Geoff (1997-98—1999-00)	168	29	36	65	64	80, 8
Sarich, Cory (1998-99—1999-00)	46	0	4	4	35	6
Satan, Miroslav (1996-97—2003-04)	578	224	232	456	233	18, 81
Sauve, Bob (1976-77—1984-85)	246	0	8	8	20	28



S

Player (Seasons)	GP	G	A	PTS	PIM	Unif. No.
Sauve, Jean-Francois (1980-81—1982-83)	98	24	49	73	70	9, 21
Savage, Joel (1990-91)	3	0	1	1	0	38
Savard, Andre (1976-77—1982-83)	467	130	175	305	221	12
Scandella, Marco (2017-18—2018-19)	145	11	24	35	63	6
Schaller, Tim (2014-15—2015-16)	35	2	3	5	4	59
Schmautz, Cliff (1970-71)	26	5	7	12	10	7
Schneider, Cole (2015-16—2016-17)	6	0	1	1	0	10
Schock, Ron (1977-78)	40	4	4	8	0	21
Schoenfeld, Jim (1972-73—1981-82; 1984-85)	584	45	183	228	1025	6, 13
Schultz, Dave (1978-79—1979-80)	41	3	3	6	114	21
Scott, John (2012-13—2013-14)	90	1	0	1	194	32
Seiling, Ric (1977-78—1985-86)	664	176	200	376	524	16
Sejba, Jiri (1990-91)	11	0	2	2	8	23
Sekera, Andrej (2006-07—2012-13)	339	17	75	92	102	44
Semenov, Anatoli (1996-97)	25	2	4	6	2	93
Shack, Eddie (1970-71—1971-72)	111	36	31	67	127	23
Shannon, Darrin (1988-89—1991-92)	55	10	14	24	16	16, 26
Shannon, Darryl (1995-96—1998-99)	255	12	56	68	240	8, 29
Sheary, Conor (2018-19)	78	14	20	34	12	43
Sheppard, Ray (1987-88—1989-90)	159	64	50	114	29	23
Shields, Steve (1995-96—1997-98)	31	0	0	0	23	31
Simon, Todd (1993-94)	15	0	1	1	0	17
Simpson, Craig (1993-94—1994-95)	45	12	15	27	34	17, 22
Skinner, Jeff (2018-19)	82	40	23	63	36	53
Skudra, Peter (2000-01)	1	0	0	0	0	34
Smehlik, Richard (1992-93—1994-95; 1996-97—2001-02)	589	47	135	182	399	42
Smith, Al (1975-76—1976-77)	21	0	0	0	0	31
Smith, C.J. (2016-17; 2018-19)	13	2	1	3	0	49
Smith, Derek (1976-77—1981-82)	244	65	98	163	38	16, 17, 19, 26
Smith, Doug (1985-86—1987-88)	162	35	54	89	296	15
Smith, Floyd (1970-71—1971-72)	83	6	12	18	48	17
Smith, Steve (1988-89)	3	0	0	0	0	24
Snuggerud, Dave (1989-90—1991-92)	215	26	46	72	109	18
Sobotka, Vladimir (2018-19)	69	5	8	13	26	17
Spacek, Jaroslav (2006-07—2008-09)	205	22	76	98	142	6
Spencer, Brian (1973-74—1976-77)	240	42	72	114	206	21
Stewart, Bill (1977-78—1978-79)	81	3	17	20	116	3
Stafford, Drew (2006-07—2014-15)	563	145	177	322	327	21
Stanfield, Fred (1974-75—1977-78)	248	42	73	115	16	17, 19
Staubert, Robb (1994-95)	6	0	0	0	0	35
Stewart, Chris (2013-14—2014-15)	66	11	14	25	69	80
Strachan, Tyson (2014-15)	46	0	5	5	44	24
Stuart, Colin (2010-11—2011-12)	5	0	0	0	2	23, 15
Suikkanen, Kai (1981-82—1982-83)	2	0	0	0	0	20, 23
Sulzer, Alexander (2011-12—2013-14)	57	6	8	14	24	52
Sutton, Ken (1990-91—1994-95)	232	18	60	78	223	41
Svoboda, Petr (1991-92—1994-95)	139	5	49	54	260	7
Sweeney, Bob (1992-93—1994-95)	185	37	44	81	230	20, 33
Sylvester, Dean (1998-99)	1	0	0	0	0	46
Szczechura, Paul (2011-12)	9	1	3	4	4	58

T-U

Player (Seasons)	GP	G	A	PTS	PIM	Unif. No.
Talbot, Jean-Guy (1970-71)	57	0	7	7	36	24
Tallinder, Henrik (2001-02—2009-10; 2013-14)	516	22	94	116	312	10, 20
Tanti, Tony (1990-91—1991-92)	80	16	23	39	106	19
Taylor, Chris (1999-00—2003-04)	90	8	12	20	32	16
Tellqvist, Mikael (2008-09)	6	0	0	0	0	32
Tennyson, Matt (2017-18—2018-19)	19	0	0	0	8	5
Terbenche, Paul (1970-71—1973-74)	121	2	19	21	20	3, 18, 23
Thibault, Jocelyn (2007-08)	12	0	0	0	0	35
Thomas, Scott (1992-93—1993-94)	39	3	3	6	23	21
Thompson, Tage (2018-19)	65	7	5	12	20	72



T-U

Player (Seasons)	GP	G	A	PTS	PIM	Unif. No.
Thorburn, Chris (2005-06)	2	0	1	1	7	47
Tidey, Alex (1976-77—1977-78)	3	0	0	0	0	19, 26
Titanic, Morris (1974-75—1975-76)	19	0	0	0	0	19
Torres, Raffi (2009-10)	14	0	5	5	2	17
Trapp, Doug (1986-87)	2	0	0	0	0	19
Trefilov, Andrei (1995-96—1996-97)	25	0	0	0	4	30
Tropp, Corey (2011-12; 2013-14)	43	3	6	9	20	78
Tsygurov, Denis (1993-94—1994-95)	12	0	0	0	12	29
Tsyplakov, Vladimir (1999-00—2000-01)	70	13	20	33	20	29
Tucker, John (1983-84—1990-91)	345	116	154	270	142	7
Turnbull, Travis (2011-12)	3	1	0	1	5	65
Turgeon, Pierre (1987-88—1991-92)	322	122	201	323	119	77
Ullmark, Linus (2015-16—2018-19)	63	0	1	1	0	35

V

Player (Seasons)	GP	G	A	PTS	PIM	Unif. No.
Vaive, Rick (1988-89—1991-92)	190	74	62	136	226	12, 22
Van Boxmeer, John (1979-80—1982-83)	294	49	166	215	239	4, 5
Vanek, Thomas (2005-06—2013-14)	598	254	243	497	362	26
Varada, Vaclav (1995-96—2002-03)	376	46	98	144	326	9, 25
Varone, Philip (2013-14—2015-16)	42	5	4	9	16	84
Verret, Claude (1983-84—1984-85)	14	2	5	7	2	21
Virta, Hannu (1981-82—1985-86)	245	25	101	126	66	3, 23

W-Y

Player (Seasons)	GP	G	A	PTS	PIM	Unif. No.
Wakaluk, Darcy (1988-89; 1990-91)	22	0	0	0	2	35
Walsh, Jim (1981-82)	4	0	1	1	4	28
Ward, Dixon (1995-96—1999-00)	307	56	80	136	169	15, 17
Warrener, Rhett (1998-99—2002-03)	266	9	33	42	363	4
Watson, Jim (1970-71—1971-72)	144	4	15	19	248	2
Weber, Mike (2007-08—2008-09; 2011-12—2015-16)	341	9	44	53	409	34, 4, 6
Wells, Jay (1989-90—1991-92)	85	3	12	15	243	24
Whitmore, Derek (2011-12)	2	0	0	0	0	71
Wiemer, Jim (1983-84—1984-85)	74	8	17	25	52	19
Wilcox, Adam (2017-18)	1	0	0	0	0	32
Wilson, Mike (1995-96—1998-99)	231	11	23	34	187	4, 34
Wilson, Scott (2017-18—2018-19)	84	6	11	17	12	20
Wood, Randy (1991-92—1993-94)	236	60	57	117	213	19, 15
Woolley, Jason (1997-98—2002-03)	365	40	125	165	258	5
Wyrozub, Randy (1970-71—1973-74)	100	8	10	18	10	14, 16, 24, 26

Z

Player (Seasons)	GP	G	A	PTS	PIM	Unif. No.
Zadorov, Nikita (2013-14—2014-15)	67	4	12	16	55	61, 51
Zaine, Rod (1971-72)	24	2	1	3	4	14, 22
Zhitnik, Alexei (1994-95—2003-04)	712	55	234	289	822	4, 44
Zubrus, Dainius (2006-07)	19	4	4	8	12	15

Any player who played in at least one Sabres regular-season game in his career is listed above. Twelve players have dressed but never played a game for Buffalo: #27 - Tim Regan (1973-74); #31 - Jim Weaver (1978-79); #30 - Jari Paavola (1981-82); #35 - Mike Craig (1984-85); #34 - Kenton Rein (1987-88); #33 - Bill Pye (1992-93); #30 - Markus Ketterer (1993-94 & 1994-95); #68 - Scott Buhler (1996-97); #50 - Michael Leighton (2005-06); #35 - Ryan Vinz (2013-14); #41 - Jaroslav Halak (2013-14); #31 - Scott Wedgewood.

Michel Deziel is the only Sabre to have played in a Sabres playoff game without participating in a regular-season game.



All-Time Goaltender Stats RECORD BOOK



ALL-TIME GOALTENDER STATISTICS

GOALTENDER	GP	MIN	GA	SO	SV%	GAA	W	L	T/OTL
Barrasso, Tom	266	15,418	845	13	.884	3.29	124	102	28
Biron, Martin	300	16,773	707	18	.909	2.53	134	115	29
Blue, John	5	255	15	0	.890	3.52	2	2	0
Bromley, Gary	63	3,443	184	4	.872	3.21	29	17	14
Cloutier, Jacques	144	7,419	457	1	.871	3.70	50	58	15
Conklin, Ty	5	227	13	0	.892	3.43	1	2	0
Crozier, Roger	202	10,966	591	10	.901	3.23	74	76	29
Daley, Joe	38	2,069	129	1	.895	3.74	12	16	8
Desjardins, Gerry	116	6,791	319	5	.894	2.82	66	30	18
Draper, Tom	37	2,067	116	1	.890	3.37	15	15	5
Dryden, Dave	120	6,425	327	5	.897	3.05	43	45	20
Edwards, Don	307	17,942	869	14	.896	2.91	156	83	61
Eliot, Darren	2	67	7	0	.837	6.26	0	0	0
Enroth, Jhonas	118	6,629	323	4	.909	2.92	38	56	14
Essensa, Bob	9	350	17	0	.850	2.91	0	5	0
Farr, Rocky	19	738	42	0	.894	3.50	2	6	8
Fuhr, Grant	64	3,600	216	2	.886	3.60	25	29	5
Hackett, Matt	13	676	40	0	.898	3.55	1	10	2
Harrison, Paul	6	229	14	0	.844	3.67	2	1	1
Hasek, Dominik	491	28,664	1,062	55	.926	2.22	234	172	70
Hutton, Carter	50	2,840	142	0	.908	3.00	18	25	5
Ireland, Randy	2	30	3	0	.857	6.02	0	0	0
Johnson, Chad	81	4,365	207	1	.907	2.85	32	32	7
Kasdorf, Jason	1	60	4	0	.867	4.00	0	1	0
Knapp, Connor	2	77	4	0	.875	3.12	0	0	1
Lalime, Patrick	47	2,516	125	0	.901	2.98	9	26	5
Lehner, Robin	133	7,422	343	6	.916	2.77	42	61	22
Lieuwen, Nathan	7	363	18	0	.906	2.97	1	4	0
Lindback, Anders	16	891	41	0	.924	2.76	4	8	2
Littman, David	2	96	7	0	.851	4.39	0	1	0
MacIntyre, Drew	2	43	1	0	.944	1.38	0	0	0
Makarov, Andrey	1	60	3	0	.917	3.00	0	1	0
Malarchuk, Clint	102	5,692	323	2	.894	3.40	39	39	16
Miller, Ryan	540	31,661	1,370	28	.915	2.60	284	186	57
Myre, Phil	5	299	21	0	.861	4.21	3	2	0
Neuvirth, Michal	29	1,661	82	0	.921	2.96	6	19	3
Nilsson, Anders	26	1,484	66	1	.923	2.67	10	10	4
Noronen, Mika	67	3,483	153	3	.902	2.64	22	31	6
Puppa, Daren	215	11,760	668	5	.888	3.41	96	68	28
Rolason, Dwayne	32	1,588	74	1	.899	2.80	7	15	5
Sauve, Bob	246	14,041	752	7	.877	3.21	113	76	39
Shields, Steve	31	1,649	80	0	.910	2.91	7	14	6
Skudra, Peter	1	0:27	0	0	.000	0.00	0	0	0
Smith, Al	21	1,103	62	0	.870	3.37	9	6	2
Stauber, Robb	6	317	20	0	.867	3.79	2	3	0
Tellqvist, Mikael	6	230	9	0	.928	2.35	2	1	0
Thibault, Jocelyn	12	507	28	2	.869	3.31	3	4	2
Trefilov, Andrei	25	1,253	74	0	.902	3.54	8	10	1
Ullmark, Linus	63	3,532	169	2	.910	2.87	24	27	7
Wakaluk, Darcy	22	844	50	0	.869	3.55	5	8	3
Wilcox, Adam	1	14	0	0	1.000	0.00	0	1	0





All-Time Power Play and Penalty Kill RECORD BOOK



ALL-TIME POWER PLAY AND PENALTY KILL

Year	PP Opp.	PPG	PP%	Rank	TS	PPGA	PK%	Rank	SHG	SHGA
1970-71	298	56	18.8	6	302	56	81.5	9	5	12
1971-72	308	57	18.5	8	281	56	80.1	8	1	7
1972-73	270	52	19.2	7	241	35	85.5	2	5	5
1973-74	256	48	18.5	8	237	42	82.3	3	5	12
1974-75	303	83	27.4	3	326	56	82.8	4	17	5
1975-76	287	73	25.4	5	304	51	83.2	5	6	8
1976-77	262	60	22.9	4	274	38	86.1	2	6	7
1977-78	234	52	22.2	7	218	31	85.8	1	7	3
1978-79	267	55	20.6	13	258	55	78.7	8	9	4
1979-80	275	67	24.4	T-5	252	43	82.9	3	2	4
1980-81	310	73	23.5	10	268	44	83.6	1	9	10
1981-82	301	63	20.9	17	281	57	79.9	6	4	10
1982-83	311	67	21.5	16	274	48	82.5	2	12	9
1983-84	329	71	21.6	11	277	50	81.9	3	11	14
1984-85	322	76	23.6	T-7	295	52	82.4	T-1	9	5
1985-86	351	72	20.5	16	342	66	80.7	T-5	12	14
1986-87	364	68	18.7	17	355	86	75.8	18	5	9
1987-88	464	80	17.2	18	439	95	78.1	15	8	13
1988-89	380	78	20.5	13	410	86	79.0	12	7	12
1989-90	358	79	22.1	9	351	58	83.5	1	7	7
1990-91	400	73	18.3	14	367	62	83.1	5	15	8
1991-92	466	105	22.5	1	424	91	78.5	17	8	11
1992-93	467	95	20.3	10	437	72	83.5	T-2	13	17
1993-94	424	96	22.6	2	380	58	84.7	T-1	21	8
1994-95	242	45	18.6	11	220	32	85.5	3	13	7
1995-96	477	76	15.9	T-20	461	74	83.9	6	10	12
1996-97	326	43	13.2	26	364	59	83.8	13	16	4
1997-98	396	51	12.9	T-19	413	65	84.3	18	15	12
1998-99	363	49	13.5	21	399	55	86.2	7	6	7
1999-00	351	37	10.5	28	361	54	85.0	13	8	10
2000-01	373	60	16.1	T-17	334	40	88.0	1	6	5
2001-02	375	50	13.3	27	304	41	86.5	4	7	6
2002-03	354	51	14.4	20	363	53	85.4	6	8	11
2003-04	367	58	15.8	T-19	348	53	84.8	11	7	9
2005-06	477	101	21.2	3	439	59	86.6	2	10	17
2006-07	407	71	17.4	T-17	386	72	81.4	20	8	13
2007-08	366	66	18.0	14	333	56	83.2	T-10	9	8
2008-09	358	75	20.9	7	336	61	81.8	14	7	5
2009-10	313	55	17.6	17	284	38	86.6	2	4	3
2010-11	279	54	19.4	9	300	51	83.0	13	2	13
2011-12	258	44	17.0	T-16	257	47	81.7	19	5	7
2012-13	163	23	14.1	29	178	37	79.2	26	7	7
2013-14	256	36	14.1	29	274	51	81.4	20	5	5
2014-15	224	30	13.4	30	257	64	75.1	30	7	8
2015-16	254	48	18.9	12	218	38	82.6	9	6	6
2016-17	233	57	24.5	1	237	53	77.6	25	3	4
2017-18	257	49	19.1	20	235	52	77.9	22	9	10
2018-19	236	46	19.5	16	215	41	80.9	12	3	9

PPG – Power-Play Goals For PPGA – Power-Play Goals Against TS – Times Shorthanded Rank – Overall NHL Ranking SHG – Shorthanded Goals For
SHGA – Shorthanded Goals Against





2005-06 | 5-5

Date	GDG	Losing Goalie	Score
Oct. 13, 2005	Daniel Briere	John Grahame	BUF 4 at TBL 3
Nov. 22, 2005	Jaromir Jagr	Martin Biron	NYR 3 at BUF 2
Nov. 23, 2005	Ales Kotalik	Rick DiPietro	BUF 4 at NYI 3
Dec. 19, 2005	Maxim Afinogenov	Antero Niittymaki	BUF 2 at PHI 1
Dec. 29, 2005	Mats Sundin	Martin Biron	BUF 3 at TOR 4
Jan. 12, 2006	Geoff Sanderson	Martin Biron	PHX 2 at BUF 1
Feb. 4, 2006	Thomas Vanek	Dominik Hasek	OTT 1 at BUF 2
Feb. 12, 2006	Eric Staal	Ryan Miller	BUF 3 at CAR 4
Mar. 27, 2006	Petr Sykora	Ryan Miller	BUF 4 at NYR 5
Apr. 3, 2006	Maxim Afinogenov	J-S Aubin	BUF 3 at TOR 2

2006-07 | 10-4

Date	GDG	Losing Goalie	Score
Oct. 4, 2006	Daniel Briere	Cam Ward	BUF 3 at CAR 2
Oct. 6, 2006	Maxim Afinogenov	Cristobal Huet	MTL 4 at BUF 5
Oct. 13, 2006	Ales Kotalik	Dominik Hasek	BUF 3 at DET 2
Oct. 28, 2006	Slava Kozlov	Ryan Miller	ATL 5 at BUF 4
Nov. 2, 2006	Ales Kotalik	Tim Thomas	BUF 5 at BOS 4
Dec. 1, 2006	Daniel Briere	Kevin Weekes	NYR 3 at BUF 4
Dec. 9, 2006	Thomas Vanek	Cristobal Huet	BUF 3 at MTL 2
Jan. 15, 2007	Marco Sturm	Ryan Miller	BUF 2 at BOS 3
Jan. 19, 2007	Ales Kotalik	Dany Sabourin	VAN 3 at BUF 4
Feb. 6, 2007	Daniel Briere	Kari Lehtonen	BUF 4 at ATL 3
Feb. 10, 2007	Ales Kotalik	Miikka Kiprusoff	CGY 2 at BUF 3
Feb. 17, 2007	Petr Tenkrat	Ryan Miller	BOS 4 at BUF 3
Feb. 22, 2007	Drew Stafford	Martin Gerber	OTT 5 at BUF 6
Mar. 13, 2007	Sidney Crosby	Ryan Miller	BUF 4 at PIT 5

2007-08 | 4-9

Date	GDG	Losing Goalie	Score
Dec. 22, 2007	Ales Kotalik	Martin Biron	BUF 6 at PHI 5
Dec. 28, 2007	Zach Parise	Ryan Miller	BUF 1 at NJD 2
Jan. 1, 2008	Sidney Crosby	Ryan Miller	PIT 2 at BUF 1
Jan. 8, 2008	Patrik Elias	Ryan Miller	BUF 1 at NJD 2
Jan. 10, 2008	Dean McAmmond	Jocelyn Thibault	BUF 2 at OTT 3
Jan. 12, 2008	Zach Parise	Ryan Miller	NJD 3 at BUF 2
Feb. 1, 2008	Eric Perrin	Jocelyn Thibault	BUF 4 at ATL 5
Feb. 6, 2008	Drew Stafford	Martin Brodeur	NJD 2 at BUF 3
Feb. 8, 2008	Phil Kessel	Ryan Miller	BOS 3 at BUF 2
Feb. 25, 2008	Daniel Briere	Ryan Miller	PHI 4 at BUF 3
Mar. 10, 2008	Scott Gomez	Ryan Miller	NYR 3 at BUF 2
Mar. 27, 2008	Derek Roy	Martin Gerber	BUF 4 at OTT 3
Apr. 1, 2008	Maxim Afinogenov	Andrew Raycroft	BUF 4 at TOR 3

2008-09 | 8-5

Date	GDG	Losing Goalie	Score
Oct. 10, 2008	Ales Kotalik	Carey Price	MTL 1 at BUF 2
Oct. 18, 2008	Slava Kozlov	Patrick Lalime	BUF 2 at ATL 3
Oct. 21, 2008	Thomas Vanek	Manny Fernandez	BOS 2 at BUF 3
Oct. 25, 2008	Ryan Smyth	Ryan Miller	BUF 1 at COL 2
Dec. 27, 2008	Ales Kotalik	Joey MacDonald	NYI 3 at BUF 4
Jan. 9, 2009	Ales Kotalik	Stephen Valliquette	NYR 1 at BUF 2
Jan. 15, 2009	Jason Pominville	Marty Turco	BUF 5 at DAL 4
Jan. 19, 2009	Ales Kotalik	Tomas Vokoun	BUF 3 at FLA 2
Feb. 7, 2009	Mike Fisher	Ryan Miller	BUF 2 at OTT 3
Feb 13, 2009	Derek Roy	Evgeni Nabokov	SJS 5 at BUF 6
Feb. 26, 2009	Jussi Jokinen	Patrick Lalime	BUF 1 at CAR 2
Mar. 14, 2009	Brett Sterling	Patrick Lalime	ATL 4 at BUF 3
Mar. 28, 2009	Toni Lydman	Carey Price	BUF 4 at MTL 3

2009-10 | 4-6

Date	GDG	Losing Goalie	Score
Oct. 24, 2009	Tyler Myers	Mike Smith	BUF 3 at TBL 2
Nov. 13, 2009	Jason Pominville	Miikka Kiprusoff	CGY 1 at BUF 2
Dec. 19, 2009	Kris Letang	Patrick Lalime	PIT 2 at BUF 1

**2009-10 | 4-6****Date**

Dec. 26, 2009
Jan. 9, 2010
Jan. 16, 2010
Jan. 21, 2010
Jan. 27, 2010
Feb. 9, 2010
Mar. 24, 2010

GDG

Alexei Kovalev
Matt Hendricks
Trent Hunter
Dustin Brown
Jochen Hecht
David Krejci
Jason Pominville

Losing Goalie

Ryan Miller
Patrick Lalime
Ryan Miller
Ryan Miller
Martin Brodeur
Ryan Miller
Carey Price

Score

OTT 3 at BUF 2
COL 4 at BUF 3
BUF 2 at NYR 3
BUF 3 at LAK 4
NJD 1 at BUF 2
BOS 3 at BUF 2
MON 2 at BUF 3

2010-11 | 5-1**Date**

Nov. 6, 2010
Nov. 10, 2010
Dec. 4, 2010
Jan. 1, 2011
Feb. 15, 2011
Feb. 26, 2011

GDG

Tyler Ennis
Derek Roy
Thomas Vanek
Tyler Ennis
Jochen Hecht
Pavel Datsyuk

Losing Goalie

J-S Giguere
Johan Hedberg
Brian Elliot
Tim Thomas
Carey Price
Ryan Miller

Score

BUF 3 at TOR 2
BUF 5 at NJD 4
BUF 1 at OTT 0
BOS 6 at BUF 7
BUF 3 at MTL 2
DET 3 at BUF 2

2011-12 | 7-7**Date**

Nov. 5, 2011
Nov. 14, 2011
Nov. 23, 2011
Dec. 31, 2011
Jan. 24, 2012
Feb. 1, 2012
Feb. 4, 2012
Feb. 10, 2012
Feb. 17, 2012
Feb. 24, 2012
Mar. 10, 2012
Mar. 14, 2012
Mar. 17, 2012
Apr. 7, 2012

GDG

Derek Roy
Brad Boyes
Benoit Pouliot
Bobby Butler
Nathan Gerbe
Ryan Callahan
Brad Boyes
Nathan Gerbe
Max Pacioretty
Derek Roy
Tyler Ennis
Peter Mueller
Dmitry Kulikov
Patrice Bergeron

Losing Goalie

Craig Anderson
Carey Price
Jhonas Enroth
Jhonas Enroth
Martin Brodeur
Ryan Miller
Al Montoya
Kari Lehtonen
Ryan Miller
Tuukka Rask
Ben Bishop
Ryan Miller
Ryan Miller
Jhonas Enroth

Score

BUF 3 at OTT 2
BUF 3 at MTL 2
BOS 4 at BUF 3
OTT 3 at BUF 2
BUF 2 at NJD 1
NYR 1 at BUF 0
BUF 4 at NYI 3
DAL 2 at BUF 3
MTL 4 at BUF 3
BOS 1 at BUF 2
BUF 4 at OTT 3
COL 5 at BUF 4
BUF 2 at FLA 3
BUF 3 at BOS 4

2012-13 | 7-4**Date**

Feb. 7, 2013
Feb. 28, 2013
Mar. 2, 2013
Mar. 3, 2013
Mar. 7, 2013
Mar. 21, 2013
Mar. 28, 2013
Mar. 30, 2013
Apr. 7, 2013
Apr. 17, 2013
Apr. 26, 2013

GDG

Jason Pominville
Thomas Vanek
Jason Pominville
Rick Nash
David Clarkson
Steve Ott
Mike Santorelli
Matt Hendricks
Nathan Gerbe
Drew Stafford
Thomas Vanek

Losing Goalie

Peter Budaj
Jose Theodore
Johan Hedberg
Ryan Miller
Ryan Miller
James Reimer
Ryan Miller
Jhonas Enroth
Martin Brodeur
Anton Khudobin
Evgeni Nabokov

Score

MTL 4 at BUF 5
BUF 4 at FLA 3
NJD 3 at BUF 4
BUF 2 at NYR 3
BUF 2 at NJD 3
TOR 4 at BUF 5
BUF 3 at FLA 5
WSH 4 at BUF 3
NJD 2 at BUF 3
BUF 3 at BOS 2
NYI 1 at BUF 2

2013-14 | 7-5**Date**

Oct. 15, 2013
Nov. 5, 2013
Nov. 12, 2013
Dec. 10, 2013
Dec. 27, 2013
Dec. 29, 2013
Jan. 9, 2014
Jan. 12, 2014
Jan. 15, 2014
Jan. 18, 2014
Apr. 1, 2014
Apr. 13, 2014

GDG

Tyler Ennis
Cody Hodgson
Matt Moulson
Zemgus Girgensons
Joffrey Lupul
Steve Ott
Brad Boyes
Cody Hodgson
Joffrey Lupul
Ryan Johansen
Ville Leino
Brock Nelson

Losing Goalie

Evgeni Nabokov
Antti Niemi
Ben Scrivens
Robin Lehner
Ryan Miller
Philipp Grubauer
Jhonas Enroth
Philipp Grubauer
Ryan Miller
Ryan Miller
Cory Schneider
Connor Knapp

Score

BUF 4 at NYI 3
BUF 5 at SJS 4
LAK 2 at BUF 3
OTT 1 at BUF 2
BUF 3 at TOR 4
WSH 1 at BUF 2
FLA 2 at BUF 1
BUF 2 at WSH 1
BUF 3 at TOR 4
CBJ 4 at BUF 3
NJD 2 at BUF 3
NYI 4 at BUF 3

**2014-15 | 8-5**

Date	GDG	Losing Goalie	Score
Oct. 14, 2014	Zemgus Girgensons	Cam Ward	BUF 4 at CAR 3
Nov. 2, 2014	Zemgus Girgensons	Jimmy Howard	DET 2 at BUF 3
Nov. 5, 2014	Pierre-Alexandre Parenteau	Michal Neuvirth	MTL 2 at BUF 1
Nov. 29, 2014	Brian Flynn	Dustin Tokarski	BUF 4 at MTL 3
Dec. 2, 2014	Cody Hodgson	Evgeni Nabokov	TBL 1 at BUF 2
Dec. 15, 2014	Matt Moulson	Robin Lehner	OTT 4 at BUF 5
Dec. 27, 2014	Tyler Ennis	Kevin Poulin	NYI 3 at BUF 4
Feb. 17, 2015	Scott Gomez	Michal Neuvirth	BUF 1 at NJD 2
Feb. 19, 2015	Brian Flynn	Ray Emery	BUF 3 at PHI 2
Feb. 22, 2015	Filip Forsberg	Michal Neuvirth	NSH 2 at BUF 1
Mar. 11, 2015	Tyler Ennis	Anders Lindback	BUF 3 at TOR 4
Mar. 16, 2015	Evgeny Kuznetsov	Anders Lindback	WSH 4 at BUF 3
Mar. 17, 2015	Tyler Ennis	Niklas Svedberg	BUF 2 at BOS 1

2015-16 | 2-7

Date	GDG	Losing Goalie	Score
Oct. 21, 2015	Matt Moulson	Jonathan Bernier	TOR 1 at BUF 2
Nov. 19, 2015	Alexander Steen	Linus Ullmark	BUF 2 at STL 3
Dec. 1, 2015	Brad Richards	Linus Ullmark	BUF 4 at DET 5
Dec. 19, 2015	Patrick Kane	Chad Johnson	CHI 3 at BUF 2
Feb. 4, 2016	Ryan Spooner	Chad Johnson	BOS 3 at BUF 2
Feb. 16, 2016	Bobby Ryan	Robin Lehner	BUF 1 at OTT 2
Mar. 5, 2016	Jason Pominville	Robin Lehner	MIN 3 at BUF 2
Mar. 7, 2016	Sam Reinhart	Garret Sparks	BUF 4 at TOR 3
Mar. 29, 2016	Kris Letang	Chad Johnson	BUF 4 at PIT 5

2016-17 | 2-6

Date	GDG	Losing Goalie	Score
Oct. 25, 2016	Claude Giroux	Anders Nilsson	BUF 3 at PHI 4
Nov. 9, 2016	Bobby Ryan	Robin Lehner	OTT 2 at BUF 1
Nov. 19, 2016	Cal O'Reilly	Marc-Andre Fleury	PIT 1 at BUF 2
Nov. 23, 2016	Thomas Vanek	Robin Lehner	DET 2 at BUF 1
Dec. 17, 2016	Lee Stempniak	Anders Nilsson	BUF 1 at CAR 2
Dec. 20, 2016	Vincent Trocheck	Robin Lehner	BUF 3 at FLA 4
Mar. 4, 2017	Brayden Point	Robin Lehner	TBL 2 at BUF 1
Mar. 17, 2017	Zemgus Girgensons	Jonathan Bernier	BUF 2 at ANA 1

2017-18 | 1-2

Date	GDG	Losing Goalie	Score
Oct. 5, 2017	Jonathan Drouin	Robin Lehner	MTL 3 at BUF 2
Mar. 8, 2018	Jacob Josefson	Craig Anderson	BUF 4 at OTT 3
Mar. 10, 2018	Erik Haula	Robin Lehner	VGK 2 at BUF 1

2018-19 | 5-3

Date	GDG	Losing Goalie	Score
Nov. 10, 2018	Casey Mittelstadt	Jacob Markstrom	VAN 3 at BUF 4
Nov. 16, 2018	Conor Sheary	Laurent Brossoit	BUF 2 at WPG 1
Nov. 24, 2018	Sam Reinhart	Jimmy Howard	BUF 3 at DET 2
Dec. 15, 2018	Alex Ovechkin	Carter Hutton	BUF 3 at WSH 4
Feb. 5, 2019	Sam Reinhart	Devan Dubnyk	MIN 4 at BUF 5
Feb. 21, 2019	Steven Stamkos	Carter Hutton	BUF 1 at TBL 2
Mar. 7, 2019	Patrick Kane	Carter Hutton	BUF 4 at CHI 5
Mar. 17, 2019	Sam Reinhart	Jake Allen	STL 3 at BUF 4



Sabres Shootout Summary

RECORD BOOK



ALL-TIME SHOOTOUT STATS

Buffalo Shooter	Goals	Attempts	PCT	GDG
Thomas Vanek	20	54	37.0	6
Jason Pominville	19	52	36.5	5
Ales Kotalik	18	36	50.0	10
Tyler Ennis	15	43	34.9	6
Drew Stafford	13	41	31.7	3
Derek Roy	10	29	34.5	5
Daniel Briere	8	18	44.4	4
Sam Reinhart	7	17	41.2	4
Matt Moulson	7	23	30.4	3
Maxim Afinogenov	6	14	42.9	4
Brad Boyes	5	12	41.7	2
Jack Eichel	5	17	29.4	0
Jochen Hecht	4	8	50.0	2
Nathan Gerbe	4	9	44.4	3
Zemgus Girgensons	4	14	28.6	4
Tim Connolly	4	23	17.4	0
Brian Flynn	3	5	60.0	2
Steve Ott	3	6	50.0	2
Cody Hodgson	3	12	25.0	3
Jacob Josefson	2	3	66.7	1
Casey Mittelstadt	2	5	40.0	1
Brian Gionta	2	10	20.0	0
Toni Lydman	1	1	100.0	1
Rasmus Ristolainen	1	1	100.0	0
Cal O'Reilly	1	2	50.0	1
Conor Sheary	1	3	33.3	1
Henrik Tallinder	1	3	33.3	0
Tage Thompson	1	3	33.3	0
Ville Leino	1	4	25.0	1
Tyler Myers	1	4	25.0	1
Ryan O'Reilly	1	11	9.1	0
Luke Adam	0	1	0.0	0
Paul Byron	0	1	0.0	0
Cory Conacher	0	1	0.0	0
J-P Dumont	0	1	0.0	0
Patrick Kaleta	0	1	0.0	0
Tim Kennedy	0	1	0.0	0
Jordan Leopold	0	1	0.0	0
Adam Mair	0	1	0.0	0
Benoit Pouliot	0	1	0.0	0
Evan Rodrigues	0	1	0.0	0
Jeff Skinner	0	1	0.0	0
Vladimir Sobotka	0	1	0.0	0
Chris Stewart	0	1	0.0	0
Philip Varone	0	1	0.0	0
Matt D'Agostini	0	2	0.0	0
Chris Drury	0	2	0.0	0
Linus Omark	0	2	0.0	0
Marcus Foligno	0	4	0.0	0
Evander Kane	0	5	0.0	0
Kyle Okposo	0	6	0.0	0
Clarke MacArthur	0	7	0.0	0

BUFFALO GOALTENDERS

Buffalo Goaltender	GA	SA	SV%	W-L
Ryan Miller	81	277	.708	49-30
Jhonas Enroth	17	67	.746	10-5
Carter Hutton	11	23	.522	3-3
Linus Ullmark	3	16	.813	2-2
Anders Nilsson	6	18	.667	2-2
Chad Johnson	5	15	.667	2-3
Martin Biron	5	12	.583	2-3
Michal Neuvirth	8	16	.500	2-3
Nathan Lieuwen	2	9	.778	1-0
Anders Lindback	2	7	.714	1-2
Robin Lehner	16	24	.333	1-8
Mika Noronen	1	1	.000	0-0
Connor Knapp	1	2	.500	0-1
Jocelyn Thibault	3	10	.700	0-2
Patrick Lalime	9	23	.609	0-5

Most Wins in a Season: 10 (2006-07)

Fewest Losses in a season: 1 (2010-11)

Most shootouts: 14 (2006-07, 2011-12)

Longest Shootout: 11 rounds/22 shooters (1/9/10 vs. Colorado)



PLAYOFF HISTORY





PLAYOFF HISTORY

A					
Player	GP	G	A	PTS	PIM
Afinogenov, Maxim	49	10	13	23	22
Anderson, Shawn	5	0	1	1	4
Andersson, Mikael	1	1	0	1	0
Andreychuk, Dave	54	13	22	35	36
Arniel, Scott	16	2	1	3	13
Astley, Mark	2	0	0	0	0
Atkinson, Steve	1	0	0	0	0
Audette, Donald	61	15	23	38	36

B					
Player	GP	G	A	PTS	PIM
Barnaby, Matthew	27	7	11	18	79
Barnes, Stu	39	14	7	21	10
Barrasso, Tom	12	0	0	0	9
Bodger, Doug	42	6	18	24	25
Boland, Michael	3	1	0	1	2
Boucher, Philippe	7	1	1	2	2
Boughner, Bob	25	0	5	5	24
Boyes, Brad	7	1	0	1	0
Breitenbach, Ken	8	0	1	1	4
Briere, Daniel	34	11	23	34	28
Brown, Curtis	52	14	11	25	34
Burridge, Randy	12	5	1	6	2
Butler, Chris	7	0	1	1	10

C					
Player	GP	G	A	PTS	PIM
Campbell, Brian	34	3	10	13	26
Carney, Keith	15	0	6	6	6
Carriere, Larry	23	0	3	3	40
Cloutier, Jacques	4	0	0	0	0
Cloutier, Real	2	0	0	0	0
Connolly, Tim	36	5	18	23	8
Corkum, Bob	14	2	0	2	6
Crozier, Roger	9	0	1	1	2
Cunneyworth, Randy	3	0	0	0	0
Cyr, Paul	18	3	6	9	21

D					
Player	GP	G	A	PTS	PIM
Davis, Mal	7	1	0	1	0
Dawe, Jason	22	4	3	7	18
Desjardins, Gerry	25	0	0	0	4
Deziel, Michel	1	0	0	0	0
Donnelly, Gord	6	0	1	1	0
Draper, Tom	7	0	0	0	0
Drury, Chris	34	17	14	31	12
Dryden, Dave	2	0	0	0	0
Dudley, Rick	25	7	2	9	69
Dumont, J.P.	31	11	10	21	22
Dunn, Richie	27	2	14	16	16

E					
Player	GP	G	A	PTS	PIM
Edwards, Don	31	0	0	0	7
Ellis, Matt	4	1	0	1	0
Ennis, Tyler	13	3	5	8	4
Enroth, Jhonas	1	0	0	0	0
Errey, Bob	4	0	1	1	10

F					
Player	GP	G	A	PTS	PIM
Fenyves, Dave	11	0	0	0	9
Fitzpatrick, Rory	11	0	4	4	16
Fogolin, Lee	30	0	6	6	58
Folino, Mike	39	13	11	24	143
Franceschetti, Lou	6	1	0	1	2
Fuhr, Grant	8	0	0	0	2

G					
Player	GP	G	A	PTS	PIM
Galley, Garry	17	0	9	9	18
Gare, Danny	58	23	21	44	147
Gaustad, Paul	38	0	8	8	37
Gerbe, Nathan	9	3	1	4	18
Gillies, Clark	5	0	1	1	25
Gilmour, Doug	18	2	5	7	12
Gragnani, Marc-Andre	7	1	6	7	4
Grand-Pierre, Jean-Luc	4	0	0	0	4
Gratton, Chris	18	6	5	11	14
Gratton, Norm	6	0	1	1	2
Grier, Mike	31	5	6	11	4
Grosek, Michal	40	9	11	20	64
Guevremont, Jocelyn	40	4	17	21	18

H-I					
Player	GP	G	A	PTS	PIM
Hajt, Bill	80	2	16	18	70
Halkidis, Bob	8	0	0	0	41
Haller, Kevin	6	1	4	5	10
Hamel, Gilles	18	2	5	7	8
Hannan, Dave	27	4	3	7	28
Harris, Hugh	3	0	0	0	0
Harrison, Paul	1	0	0	0	0
Hartman, Mike	19	0	0	0	104
Hasek, Dominik	68	0	2	2	24
Hawerchuk, Dale	30	9	25	34	16
Haworth, Alan	10	4	5	9	4
Hecht, Jochen	32	6	8	14	18
Heinze, Steve	13	3	4	7	10
Hess, Robert	1	1	0	1	0
Hillman, Larry	6	0	0	0	8
Hogue, Benoit	13	3	1	4	37
Holland, Jason	1	0	0	0	0
Holzinger, Brian	52	11	18	29	61
Horton, Tim	6	0	1	1	4
Houlder, Bill	8	0	2	2	4
Housley, Phil	35	10	17	27	22
Huddy, Charlie	3	0	0	0	0

J					
Player	GP	G	A	PTS	PIM
James, Val	3	0	0	0	0
Janik, Doug	5	1	0	1	2
Jillson, Jeff	4	0	0	0	0
Johansson, Calle	6	0	1	1	0
Juneau, Joe	20	3	8	11	10

K					
Player	GP	G	A	PTS	PIM
Kaletka, Patrick	12	2	3	5	28
Kalinin, Dmitri	37	2	7	9	20
Kennedy, Dean	8	1	2	3	29
Kennedy, Tim	6	1	2	3	4
Khmylev, Yuri	20	7	5	12	20
Korab, Jerry	46	7	14	21	69
Kotalik, Ales	34	6	9	15	16
Kowal, Joe	2	0	0	0	0
Krupp, Uwe	23	1	2	3	29
Kruse, Paul	11	1	0	1	8

L					
Player	GP	G	A	PTS	PIM
LaFontaine, Pat	19	12	15	27	6
Lambert, Yvon	4	3	0	3	2
Ledyard, Grant	19	4	5	9	20
Leopold, Jordan	5	0	1	1	4
Lorentz, Jim	37	11	9	20	22
Luce, Don	62	17	19	36	46
Lydman, Toni	40	3	7	10	38



PLAYOFF HISTORY

M

Player	GP	G	A	PTS	PIM
Maguire, Kevin	10	0	0	0	86
Mair, Adam	25	2	5	7	14
Malarchuk, Clint	5	0	1	1	2
Maloney, Dave	1	0	0	0	0
Mancari, Mark	1	0	0	0	0
Martin, Rick	62	24	29	53	74
Martin, Terry	11	2	2	4	10
May, Brad	36	3	8	11	59
McAdam, Gary	15	3	2	5	7
McClanahan, Rob	15	0	2	2	17
McCormick, Cody	10	1	2	3	16
McCourt, Dale	14	5	5	10	4
McIntosh, Paul	2	0	0	0	7
McKee, Jay	51	3	6	9	60
McKegney, Tony	38	11	9	20	10
McKenna, Sean	8	1	1	2	2
McNab, Peter	25	2	6	8	4
Meehan, Gerry	6	0	1	1	0
Mickey, Larry	6	1	0	1	5
Miller, Ryan	47	0	1	1	6
Mogilny, Alexander	31	14	16	30	18
Moller, Mike	3	0	1	1	0
Moller, Randy	14	0	2	2	16
Mongrain, Bob	11	1	2	3	2
Montador, Steve	12	1	1	2	12
Morrisonn, Shaone	1	0	0	0	2
Muni, Craig	12	0	1	1	6
Myers, Tyler	13	2	5	7	20
Myre, Phil	1	0	0	0	0

N-O

Player	GP	G	A	PTS	PIM
Napier, Mark	9	1	3	4	0
Niedermayer, Rob	7	1	3	4	2
Novotny, Jiri	4	0	0	0	0
Numminen, Teppo	28	1	5	6	8
Orlando, Gates	5	0	4	4	14

P-Q

Player	GP	G	A	PTS	PIM
Paetsch, Nathan	1	0	0	0	0
Paille, Daniel	1	0	0	0	0
Parker, Jeff	5	1	2	3	28
Parker, James	38	0	2	2	14
Patrick, Steve	8	0	1	1	6
Patterson, Colin	13	1	1	2	2
Pearson, Scott	5	0	0	0	4
Peca, Michael	49	8	13	21	38
Perreault, Gilbert	90	33	70	103	44
Peterson, Brent	22	2	3	5	50
Plante, Derek	30	5	9	14	14
Playfair, Larry	40	0	6	6	97
Pominville, Jason	45	12	16	28	12
Pratt, Tracy	6	0	0	0	6
Presley, Wayne	27	9	5	14	42
Priestlay, Ken	14	0	0	0	21
Primeau, Wayne	42	4	7	11	18
Puppa, Daren	11	0	0	0	0
Pyatt, Taylor	14	0	5	5	10

R

Player	GP	G	A	PTS	PIM
Ramsay, Craig	89	17	31	48	27
Ramsey, Mike	72	8	18	26	158
Rasmussen, Erik	27	2	5	7	22
Ray, Rob	55	3	2	5	169
Reekie, Joe	2	0	0	0	4
Richard, Jacques	12	2	1	3	7

R

Player	GP	G	A	PTS	PIM
Rivet, Craig	6	1	0	1	11
Robert, Rene	47	22	17	39	71
Robitaille, Mike	6	0	0	0	0
Roloson, Dwayne	4	0	0	0	0
Ronan, Ed	6	1	0	1	6
Roy, Derek	41	7	18	25	34
Ruff, Lindy	42	11	10	21	164
Ruuttu, Christian	23	3	8	11	43

S

Player	GP	G	A	PTS	PIM
Sanderson, Geoff	38	7	9	16	26
Satan, Miroslav	51	13	21	34	14
Sauve, Bob	23	0	0	0	2
Sauve, Jean Francois	7	2	2	4	0
Savard, Andre	45	5	11	16	40
Schock, Ron	2	0	0	0	0
Schoenfeld, Jim	75	3	13	16	151
Schultz, Dave	3	0	2	2	4
Seiling, Ric	55	14	14	28	31
Sekera, Andrej	8	1	0	1	11
Shannon, Darrin	14	1	3	4	8
Shannon, Darryl	29	4	7	11	16
Sheppard, Ray	7	1	2	3	2
Shields, Steve	10	0	0	0	9
Simon, Todd	5	1	0	1	0
Smehlik, Richard	83	1	14	15	38
Smith, Al	1	0	0	0	0
Smith, Derek	30	9	14	23	13
Smith, Doug	1	0	0	0	0
Snuggerud, Dave	12	1	3	4	6
Spacek, Jaroslav	16	0	0	0	10
Spencer, Brian	31	1	4	5	12
Stafford, Drew	20	3	4	7	6
Stanfeild, Fred	31	2	5	7	0
Stewart, Bill	9	0	3	3	0
Sutton, Ken	25	3	4	7	14
Svoboda, Petr	10	1	4	5	10
Sweeney, Bob	14	2	2	4	12
Sylvester, Dean	4	0	0	0	2

T-U

Player	GP	G	A	PTS	PIM
Tallinder, Henrik	36	2	10	12	28
Tanti, Tony	12	2	3	5	12
Taylor, Chris	2	0	0	0	2
Terbenche, Paul	6	0	0	0	0
Tidey, Alex	2	0	0	0	0
Torres, Raffi	4	0	2	2	12
Trefilov, Andrei	1	0	0	0	0
Tsyplakov, Vladimir	14	1	1	2	8
Tucker, John	17	9	11	20	18
Turgeon, Pierre	23	12	13	25	14

V

Player	GP	G	A	PTS	PIM
Vaive, Rick	17	7	5	12	20
Van Boxmeer, John	35	5	14	19	35
Vanek, Thomas	36	15	5	20	18
Varada, Vaclav	54	8	12	20	48
Virta, Hannu	17	1	3	4	6

W-Y

Player	GP	G	A	PTS	PIM
Wakaluk, Darcy	2	0	0	0	2
Ward, Dixon	53	12	17	29	46
Warrener, Rhett	38	1	5	6	38
Weber, Mike	7	0	1	1	6



All-Time Playoff Scoring

PLAYOFF HISTORY



W-Y						Z					
Player	GP	G	A	PTS	PIM	Player	GP	G	A	PTS	PIM
Wells, Jay	7	0	1	1	12	Zhitnik, Alexei	70	6	21	27	138
Wiemer, Jim	1	0	0	0	0	Zubrus, Dainius	15	0	8	8	8
Wilson, Mike	25	0	2	2	15						
Wood, Randy	21	3	5	8	10						
Woolley, Jason	49	7	27	34	26						





PLAYOFF HISTORY

ALL-TIME GOALTENDER STATISTICS | PLAYOFFS

Player	GP	MIN	GA	EN	SO	SV%	GAA	W	L
Barrasso, Tom	12	660:53	46	1	0	.860	4.18	3	8
Cloutier, Jacques	4	238:08	10	1	1	.906	2.52	1	3
Crozier, Roger	9	538:16	25	1	0	.903	2.79	5	4
Desjardins, Gerry	25	1,379:16	75	1	0	.869	3.26	11	11
Draper, Tom	7	433:22	19	0	1	.905	2.63	3	4
Dryden, Dave	2	119:19	9	0	0	.873	4.53	0	2
Edwards, Don	31	1,845:55	98	3	1	.886	3.19	13	18
Enroth, Jhonas	1	17:11	1	0	0	.875	3.49	0	0
Fuhr, Grant	8	473:53	27	0	1	.875	3.42	3	4
Harrison, Paul	1	25:32	1	0	0	.875	2.35	0	0
Hasek, Dominik	68	4,290:16	146	6	6	.930	2.04	37	30
Malarchuk, Clint	5	305:06	22	0	0	.851	4.33	2	3
Miller, Ryan	47	2,945:10	121	4	3	.917	2.46	25	22
Myre, Phil	1	56:46	7	0	0	.759	7.40	0	0
Puppa, Daren	11	591:31	36	2	0	.881	3.65	3	6
Roloson, Dwayne	4	139:20	10	1	0	.851	4.31	1	1
Sauve, Bob	23	1,265:21	59	1	4	.894	2.80	13	9
Shields, Steve	10	569:35	26	3	1	.922	2.74	4	6
Smith, Al	1	17:11	1	0	0	.500	3.49	0	0
Trefilov, Andrei	1	5:11	0	0	0	1.000	0.00	0	0
Wakaluk, Darcy	2	37:15	2	0	0	.909	3.22	0	1





Sabres All-Time Playoff Results

PLAYOFF HISTORY



1973

DATE	SCORE	GOALTENDERS	WINNING GOAL
April 4, 1973	@ Montreal 2, Buffalo 1	K. Dryden/D. Dryden	Cournoyer (MTL)
April 5, 1973	@ Montreal 7, Buffalo 3	K. Dryden/D. Dryden	Lapointe (MTL)
April 7, 1973	Montreal 5, @ Buffalo 2	K. Dryden/Crozier	Wilson (MTL)
April 8, 1973	@ Buffalo 5, Montreal 1	Crozier/K. Dryden	Perreault (BUF)
April 10, 1973	Buffalo 3, @ Montreal 2 (OT)	Crozier/K. Dryden	Robert (BUF)
April 12, 1973	Montreal 4, @ Buffalo 2	K. Dryden/Crozier	Lapointe (MTL)

(Montreal wins series 4 games to 2)

1975

DATE	SCORE	GOALTENDERS	WINNING GOAL
April 13, 1975	@ Buffalo 4, Chicago 1	Desjardins/Esposito	Perreault (BUF)
April 15, 1975	@ Buffalo 3, Chicago 1	Desjardins/Esposito	Dudley (BUF)
April 17, 1975	@ Chicago 5, Buffalo 4 (OT)	Esposito/Desjardins	Mikita (CHI)
April 20, 1975	Buffalo 6, @ Chicago 2	Desjardins/Esposito	R. Martin (BUF)
April 22, 1975	@ Buffalo 3, Chicago 1	Desjardins/Esposito	Robert (BUF)

(Buffalo wins series 4 games to 1)

DATE	SCORE	GOALTENDERS	WINNING GOAL
April 27, 1975	@ Buffalo 6, Montreal 5 (OT)	Desjardins & Crozier/Dryden	Gare (BUF)
April 29, 1975	@ Buffalo 4, Montreal 2	Crozier/Dryden	Ramsay (BUF)
May 1, 1975	@ Montreal 7, Buffalo 0	Dryden/Crozier & Desjardins	Mahovlich (MTL)
May 3, 1975	@ Montreal 8, Buffalo 2	Dryden/Desjardins	Lafleur (MTL)
May 6, 1975	@ Buffalo 5, Montreal 4 (OT)	Desjardins/Dryden	Robert (BUF)
May 8, 1975	Buffalo 4, @ Montreal 3	Desjardins/Dryden	Lorentz (BUF)

(Buffalo wins series 4 games to 2)

DATE	SCORE	GOALTENDERS	WINNING GOAL
May 15, 1975	@ Philadelphia 4, Buffalo 1	Parent/Desjardins	Lonsberry (PHI)
May 18, 1975	@ Philadelphia 2, Buffalo 1	Parent/Desjardins	Clarke (PHI)
May 20, 1975	@ Buffalo 5, Philadelphia 4 (OT)	Crozier/Parent	Robert (BUF)
May 22, 1975	@ Buffalo 4, Philadelphia 2	Desjardins/Parent	Lorentz (BUF)
May 25, 1975	@ Philadelphia 5, Buffalo 1	Parent/Desjardins	Dornhoefer (PHI)
May 27, 1975	Philadelphia 2, @ Buffalo 0	Parent/Crozier	Kelly (PHI)

(Philadelphia wins series 4 games to 2)

1976

DATE	SCORE	GOALTENDERS	WINNING GOAL
April 6, 1976	@ St. Louis 5, Buffalo 2	Staniowski/Desjardins	Patey (STL)
April 8, 1976	@ Buffalo 3, St. Louis 2 (OT)	Desjardins/Staniowski	Gare (BUF)
April 9, 1976	@ Buffalo 2, St. Louis 1 (OT)	Desjardins/Staniowski	Luce (BUF)

(Buffalo wins series 2 games to 1)

DATE	SCORE	GOALTENDERS	WINNING GOAL
April 11, 1976	@ Buffalo 5, NY Islanders 3	Desjardins/Resch & Smith	R. Martin (BUF)
April 13, 1976	@ Buffalo 3, NY Islanders 2 (OT)	Desjardins/Smith	Gare (BUF)
April 15, 1976	@ NY Islanders 5, Buffalo 3	Smith/Desjardins	MacMillan (NYI)
April 17, 1976	@ NY Islanders 4, Buffalo 2	Smith/Desjardins	Potvin (NYI)
April 20, 1976	NY Islanders 4, @ Buffalo 2	Smith/Desjardins	Marshall (NYI)
April 22, 1976	@ NY Islanders 3, Buffalo 2	Smith/Desjardins	Gillies (NYI)

(NY Islanders win series 4 games to 2)

1977

DATE	SCORE	GOALTENDERS	WINNING GOAL
April 5, 1977	@ Buffalo 4, Minnesota 2	Edwards/LoPresti	Korab (BUF)
April 7, 1977	Buffalo 7, @ Minnesota 1	Edwards/LoPresti & Smith	R. Martin (BUF)

(Buffalo wins series 2 games to 0)

DATE	SCORE	GOALTENDERS	WINNING GOAL
April 11, 1977	@ NY Islanders 4, Buffalo 2	Smith/Edwards	Gillies (NYI)
April 13, 1977	@ NY Islanders 4, Buffalo 2	Smith/Edwards	Gillies (NYI)
April 15, 1977	NY Islanders 4, @ Buffalo 3	Smith/Edwards	Gillies (NYI)
April 17, 1977	NY Islanders 4, @ Buffalo 3	Smith/Desjardins	MacMillan (NYI)

(NY Islanders win series 4 games to 0)



Sabres All-Time Playoff Results

PLAYOFF HISTORY



1978

DATE	SCORE	GOALTENDERS	WINNING GOAL
April 11, 1978	@ Buffalo 4, NY Rangers 1	Edwards/Thomas	R. Martin (BUF)
April 13, 1978	@ NY Rangers 4, Buffalo 3 (OT)	Davidson/Edwards	Murdoch (NJR)
April 15, 1978	@ Buffalo 4, NY Rangers 1	Edwards/Thomas	Ramsay (BUF)

(Buffalo wins series 2 games to 1)

DATE	SCORE	GOALTENDERS	WINNING GOAL
April 17, 1978	@ Philadelphia 4, Buffalo 1	Parent/Edwards	Kelly (PHI)
April 19, 1978	@ Philadelphia 3, Buffalo 2	Parent/Edwards	MacLeish (PHI)
April 22, 1978	@ Buffalo 4, Philadelphia 1	Edwards/Parent	Perreault (BUF)
April 23, 1978	Philadelphia 4, @ Buffalo 2	Parent/Edwards	MacLeish (PHI)
April 25, 1978	@ Philadelphia 4, Buffalo 2	Parent/Edwards	Lonsberry (PHI)

(Philadelphia wins series 4 games to 1)

1979

DATE	SCORE	GOALTENDERS	WINNING GOAL
April 10, 1979	Pittsburgh 4, @ Buffalo 3	Herron/Sauve	Kindrachuk (PIT)
April 12, 1979	@ Buffalo 3, @ Pittsburgh 1	Sauve/Herron	Richard (BUF)
April 14, 1979	Pittsburgh 4, @ Buffalo 3 (OT)	Herron/Sauve	Ferguson (PIT)

(Pittsburgh wins series 2 games to 1)

1980

DATE	SCORE	GOALTENDERS	WINNING GOAL
April 8, 1980	@ Buffalo 2, Vancouver 1	Edwards/Bromley	Luce (BUF)
April 9, 1980	@ Buffalo 6, Vancouver 0	Sauve/Bromley & Hanlon	Ramsay (BUF)
April 11, 1980	@ Vancouver 5, Buffalo 4	Hanlon & Bromley/Edwards	Brasar (VAN)
April 12, 1980	Buffalo 3, @ Vancouver 1	Sauve/Bromley	Perreault (BUF)

(Buffalo wins series 3 games to 1)

DATE	SCORE	GOALTENDERS	WINNING GOAL
April 16, 1980	@ Buffalo 5, Chicago 0	Edwards/Esposito	Van Boxmeer (BUF)
April 17, 1980	@ Buffalo 6, Chicago 4	Sauve/Veisor	Gare (BUF)
April 19, 1980	Buffalo 2, @ Chicago 1	Edwards/Esposito	Dudley (BUF)
April 20, 1980	Buffalo 3, @ Chicago 2	Sauve/Esposito	Perreault (BUF)

(Buffalo wins series 4 games to 0)

DATE	SCORE	GOALTENDERS	WINNING GOAL
April 29, 1980	NY Islanders 4, @ Buffalo 1	Smith/Edwards	Bossy (NYI)
May 1, 1980	NY Islanders 2, @ Buffalo 1 (2OT)	Smith/Sauve	Nystrom (NYI)
May 3, 1980	@ NY Islanders 7, Buffalo 4	Smith/Edwards	Henning (NYI)
May 6, 1980	Buffalo 7, @ NY Islanders 0	Sauve/Smith & Resch	Smith (BUF)
May 8, 1980	@ Buffalo 2, NY Islanders 4	Sauve/Resch	Van Boxmeer (BUF)
May 10, 1980	@ NY Islanders 5, Buffalo 2	Smith/Sauve	Lorimer (NYI)

(NY Islanders win series 4 games to 2)

1981

DATE	SCORE	GOALTENDERS	WINNING GOAL
April 8, 1981	@ Buffalo 3, Vancouver 2 (OT)	Edwards/Brodeur	Haworth (BUF)
April 9, 1981	@ Buffalo 5, Vancouver 2	Edwards/Brodeur	Gare (BUF)
April 11, 1981	Buffalo 5, @ Vancouver 3	Edwards/Brodeur	Ruff (BUF)

(Buffalo wins series 3 games to 0)

DATE	SCORE	GOALTENDERS	WINNING GOAL
April 16, 1981	Minnesota 4, @ Buffalo 3 (OT)	Meloche/Edwards	Payne (MIN)
April 17, 1981	Minnesota 5, @ Buffalo 2	Meloche/Edwards	Ciccarelli (MIN)
April 19, 1981	@ Minnesota 6, Buffalo 4	Meloche/Edwards	Broten (MIN)
April 20, 1981	Buffalo 5, @ Minnesota 4 (OT)	Edwards/Meloche	Ramsay (BUF)
April 22, 1981	Minnesota 4, @ Buffalo 3	Beaupre/Edwards	MacAdam (MIN)

(Minnesota wins series 4 games to 1)



PLAYOFF HISTORY

1982

DATE

April 7, 1982
 April 8, 1982
April 10, 1982
 April 11, 1982

(Boston wins series 3 games to 1)

SCORE

@ Boston 3, Buffalo 1
 @ Boston 7, Buffalo 3
@ Buffalo 5, Boston 2
 Boston 5, @ Buffalo 2

GOALTENDERS

Moffat/Edwards
 Moffat/Harrison
Edwards/Moffat
 Moffat/Edwards

WINNING GOAL

Park (BOS)
 Pederson (BOS)
Ramsay (BUF)
 O'Reilly (BOS)

1983

DATE

April 6, 1983
April 7, 1983
April 9, 1983

(Buffalo wins series 3 games to 0)

SCORE

Buffalo 1, @ Montreal 0
Buffalo 3, @ Montreal 0
@ Buffalo 4, Montreal 2

GOALTENDERS
Sauve/Wamsley
Sauve/Wamsley & Sevigny
Sauve/Wamsley

WINNING GOAL
Peterson (BUF)
McCourt (BUF)
McKegney (BUF)

DATE

April 14, 1983
 April 15, 1983
April 17, 1983
 April 18, 1983
 April 20, 1983
April 22, 1983
 April 24, 1983

(Boston wins series 4 games to 3)

SCORE

Buffalo 7, @ Boston 4
 @ Boston 5, Buffalo 3
@ Buffalo 4, Boston 3
 Boston 6, @ Buffalo 2
 @ Boston 9, Buffalo 0
@ Buffalo 5, Boston 3
 @ Boston 3, Buffalo 2 (OT)

GOALTENDERS
Sauve/Peeters
 Peeters/Sauve
Sauve/Peeters
 Peeters/Sauve
 Peeters/Sauve & Myre
Sauve/Peeters
 Peeters/Sauve

WINNING GOAL
McKegney (BUF)
 Bourque (BOS)
Ramsey (BUF)
 Middleton (BOS)
 Crowder (BOS)
Ruff (BUF)
 Park (BOS)

1984

DATE

April 4, 1984
 April 5, 1984
 April 7, 1984

(Quebec wins series 3 games to 0)

SCORE

Quebec 3, @ Buffalo 2
 Quebec 6, @ Buffalo 2
 @ Quebec 4, Buffalo 1

GOALTENDERS
 Bouchard/Barrasso & Sauve
 Bouchard/Sauve & Barrasso
 Bouchard/Barrasso

WINNING GOAL
 M. Stastny (QUE)
 Savard (QUE)
 Sauve (QUE)

1985

DATE

April 10, 1985
 April 11, 1985
April 13, 1985
April 14, 1985
 April 16, 1985

(Quebec wins series 3 games to 2)

SCORE

@ Quebec 5, Buffalo 2
 @ Quebec 3, Buffalo 2
@ Buffalo 6, Quebec 4
@ Buffalo 7, Quebec 4
 @ Quebec 6, Buffalo 5

GOALTENDERS
 Gosselin/Barrasso
 Gosselin/Barrasso
Barrasso/Gosselin
Barrasso/Bouchard
 Gosselin/Barrasso

WINNING GOAL
 A. Stastny (QUE)
 Rochefort (QUE)
Andreychuk (BUF)
Andreychuk (BUF)
 Ashton (QUE)

1988

DATE

April 6, 1988
 April 7, 1988
April 9, 1988
April 10, 1988
 April 12, 1988
 April 14, 1988

(Boston wins series 4 games to 2)

SCORE

@ Boston 7, Buffalo 3
 @ Boston 4, Buffalo 1
@ Buffalo 6, Boston 2
@ Buffalo 6, Boston 5 (OT)
 @ Boston 5, Buffalo 4
 Boston 5, @ Buffalo 2

GOALTENDERS
 Lemelin/Barrasso & Puppa
 Lemelin/Barrasso
Barrasso/Moog
Puppa/Lemelin
 Lemelin/Puppa
 Moog/Barrasso

WINNING GOAL
 Kluzak (BOS)
 Shoebottom (BOS)
Tucker (BUF)
Tucker (BUF)
 Middleton (BOS)
 Plett (BOS)

1989

DATE

April 5, 1989
 April 6, 1989
 April 8, 1989
 April 9, 1989
 April 11, 1989

(Boston wins series 4 games to 1)

SCORE

Buffalo 6, at Boston 0
 at Boston 5, Buffalo 3
 Boston 4, at Buffalo 2
 Boston 3, at Buffalo 2
 at Boston 4, Buffalo 1

GOALTENDERS
Cloutier/Lemelin
 Moog/Malarchuk
 Moog/Cloutier
 Lemelin/Cloutier
 Moog/Cloutier

WINNING GOAL
Foligno (BUF)
 Carpenter (BOS)
 Neely (BOS)
 Neely (BOS)
 Neufeld (BOS)

1990

DATE

April 5, 1990
 April 7, 1990
 April 9, 1990
April 11, 1990
 April 13, 1990
 April 15, 1990

(Montreal wins series 4 games to 2)

SCORE

@ Buffalo 4, Montreal 1
 Montreal 3, @ Buffalo 0
 @ Montreal 2, Buffalo 1 (OT)
Buffalo 4, @ Montreal 2
 Montreal 4, @ Buffalo 2
 @ Montreal 5, Buffalo 2

GOALTENDERS
Puppa/Roy
 Roy/Puppa
 Roy/Puppa
Puppa/Roy
 Roy/Puppa
 Roy/Puppa

WINNING GOAL
Vaive (BUF)
 Naslund (MTL)
 Skrudland (MTL)
Turgeon (BUF)
 Richer (MTL)
 Lemieux (MTL)



PLAYOFF HISTORY

1991

DATE	SCORE	GOALTENDERS	WINNING GOAL
April 3, 1991	@ Montreal 7, Buffalo 5	Roy/Puppa & Wakaluk	Gilchrist (MTL)
April 5, 1991	@ Montreal 5, Buffalo 4	Roy/Puppa	Carbonneau (MTL)
April 7, 1991	@ Buffalo 5, Montreal 4	Malarchuk/Roy	Ramsey (BUF)
April 9, 1991	@ Buffalo 6, Montreal 4	Malarchuk/Roy & Racicot	Ray (BUF)
April 11, 1991	@ Montreal 4, Buffalo 3 (OT)	Roy/Malarchuk	Courtnall (MTL)
April 13, 1991	Montreal 5, @ Buffalo 1	Roy & Racicot/Malarchuk	Corson (MTL)

(Montreal wins series 4 games to 2)**1992**

DATE	SCORE	GOALTENDERS	WINNING GOAL
April 19, 1992	Buffalo 3, @ Boston 2	Draper/Moog	Bodger (BUF)
April 21, 1992	@ Boston 3, Buffalo 2 (OT)	Moog/Draper	Oates (BOS)
April 23, 1992	Boston 3, @ Buffalo 2	Moog/Draper	Oates (BOS)
April 25, 1992	Boston 5, @ Buffalo 4 (OT)	Moog/Draper	Donato (BOS)
April 27, 1992	Buffalo 2, @ Boston 0	Draper/Moog	LaFontaine (BUF)
April 29, 1992	@ Buffalo 9, Boston 3	Draper/Moog & Lemelin	May (BUF)
May 1, 1992	@ Boston 3, Buffalo 2	Moog/Draper	Reid (BOS)

(Boston wins series 4 games to 3)**1993**

DATE	SCORE	GOALTENDERS	WINNING GOAL
April 18, 1993	Buffalo 5, @ Boston 4 (OT)	Fuhr/Moog	Sweeney (BUF)
April 20, 1993	Buffalo 4, @ Boston 0	Fuhr/Moog & Blue	Presley (BUF)
April 22, 1993	@ Buffalo 4, Boston 3 (OT)	Fuhr/Blue	Khmylev (BUF)
April 24, 1993	@ Buffalo 6, Boston 5 (OT)	Fuhr & Hasek/Moog	May (BUF)

(Buffalo wins series 4 games to 0)

DATE	SCORE	GOALTENDERS	WINNING GOAL
May 2, 1993	@ Montreal 4, Buffalo 3	Roy/Fuhr	Damphousse (MTL)
May 4, 1993	@ Montreal 4, Buffalo 3 (OT)	Roy/Fuhr	Carbonneau (MTL)
May 6, 1993	Montreal 4, @ Buffalo 3 (OT)	Roy/Fuhr	Dionne (MTL)
May 8, 1993	Montreal 4, @ Buffalo 3 (OT)	Roy/Fuhr	Muller (MTL)

(Montreal wins series 4 games to 0)**1994**

DATE	SCORE	GOALTENDERS	WINNING GOAL
April 17, 1994	Buffalo 2, @ New Jersey 0	Hasek/Brodeur	Simon (BUF)
April 19, 1994	@ New Jersey 2, Buffalo 1	Brodeur/Hasek	Stevens (NJD)
April 21, 1994	New Jersey 2, @ Buffalo 1	Brodeur/Hasek	Albelin (NJD)
April 23, 1994	@ Buffalo 5, New Jersey 3	Hasek/Brodeur	Presley (BUF)
April 25, 1994	@ New Jersey 5, Buffalo 3	Brodeur/Hasek	Lemieux (NJD)
April 27, 1994	@ Buffalo 1, New Jersey 0 (4OT)	Hasek/Brodeur	Hannan (BUF)
April 29, 1994	@ New Jersey 2, Buffalo 1	Brodeur/Hasek	Lemieux (NJD)

(New Jersey wins series 4 games to 3)**1995**

DATE	SCORE	GOALTENDERS	WINNING GOAL
May 7, 1995	@ Philadelphia 4, Buffalo 3 (OT)	Hextall/Hasek	Dykhuis (PHI)
May 8, 1995	@ Philadelphia 3, Buffalo 1	Hextall/Hasek	DiMaio (PHI)
May 10, 1995	@ Buffalo 3, Philadelphia 1	Hasek/Hextall	Presley (BUF)
May 12, 1995	Philadelphia 4, @ Buffalo 2	Hextall/Hasek	Desjardins (PHI)
May 14, 1995	@ Philadelphia 6, Buffalo 4	Hextall/Hasek	LeClair (PHI)

(Philadelphia wins series 4 games to 1)**1997**

DATE	SCORE	GOALTENDERS	WINNING GOAL
April 17, 1997	@ Buffalo 3, Ottawa 1	Hasek/Tugnut	Plante (BUF)
April 19, 1997	Ottawa 3, @ Buffalo 1	Tugnut/Hasek	Duchesne (OTT)
April 21, 1997	Buffalo 3, @ Ottawa 2	Hasek & Shields/Tugnut	Ward (BUF)
April 23, 1997	@ Ottawa 1, Buffalo 0 (OT)	Tugnut/Shields	Alfredsson (OTT)
April 25, 1997	Ottawa 4, @ Buffalo 1	Tugnut/Shields & Trefilov	Alfredsson (OTT)
April 27, 1997	Buffalo 3, @ Ottawa 0	Shields/Tugnut	Holzinger (BUF)
April 29, 1997	@ Buffalo 3, Ottawa 2 (OT)	Shields/Tugnut	Plante (BUF)

(Buffalo wins series 4 games to 3)



Sabres All-Time Playoff Results

PLAYOFF HISTORY



1997

DATE	SCORE	GOALTENDERS	WINNING GOAL
May 3, 1997	Philadelphia 5, @ Buffalo 3	Snow/Shields	Podein (PHI)
May 5, 1997	Philadelphia 2, @ Buffalo 1	Snow/Shields	Therien (PHI)
May 7, 1997	@ Philadelphia 4, Buffalo 1	Snow/Shields	Hawerchuk (PHI)
May 9, 1997	Buffalo 5, @ Philadelphia 4 (OT)	Shields/Snow	Ronan (BUF)
May 11, 1997	Philadelphia 6, @ Buffalo 3	Hextall/Shields	Zubrus (PHI)

(Philadelphia wins series 4 games to 1)

1998

DATE	SCORE	GOALTENDERS	WINNING GOAL
April 22, 1998	Buffalo 3, @ Philadelphia 2	Hasek/Burke	Audette (BUF)
April 24, 1998	@ Philadelphia 3, Buffalo 2	Burke/Hasek	LeClair (PHI)
April 27, 1998	@ Buffalo 6, Philadelphia 1	Hasek/Burke & Hextall	Grosek (BUF)
April 29, 1998	@ Buffalo 4, Philadelphia 1	Hasek/Burke	Satan (BUF)
May 1, 1998	Buffalo 3, @ Philadelphia 2 (OT)	Hasek/Burke	Grosek (BUF)

(Buffalo wins series 4 games to 1)

DATE	SCORE	GOALTENDERS	WINNING GOAL
May 8, 1998	@ Buffalo 3, Montreal 2 (OT)	Hasek/Moog	Sanderson (BUF)
May 10, 1998	@ Buffalo 6, Montreal 3	Hasek/Moog & Thibault	Barnaby (BUF)
May 12, 1998	Buffalo 5, @ Montreal 4 (2OT)	Hasek/Thibault & Theodore	Peca (BUF)
May 14, 1998	Buffalo 3, @ Montreal 1	Hasek/Moog & Theodore	Audette (BUF)

(Buffalo wins series 4 games to 0)

DATE	SCORE	GOALTENDERS	WINNING GOAL
May 23, 1998	Buffalo 2, @ Washington 0	Hasek/Kolzig	Grosek (BUF)
May 25, 1998	@ Washington 3, Buffalo 2 (OT)	Kolzig/Hasek	Krygier (WSH)
May 28, 1998	Washington 4, @ Buffalo 3 (OT)	Kolzig/Hasek	Bondra (WSH)
May 30, 1998	Washington 2, @ Buffalo 0	Kolzig/Hasek	Berube (WSH)
June 2, 1998	Buffalo 2, @ Washington 1	Hasek/Kolzig	Woolley (BUF)
June 4, 1998	Washington 3, @ Buffalo 2 (OT)	Kolzig/Hasek	Juneau (WSH)

(Washington wins series 4 games to 2)

1999

DATE	SCORE	GOALTENDERS	WINNING GOAL
April 21, 1999	Buffalo 2, @ Ottawa 1	Hasek/Tugnut	Brown (BUF)
April 23, 1999	Buffalo 3, @ Ottawa 2 (2OT)	Hasek/Rhodes	Satan (BUF)
April 25, 1999	@ Buffalo 3, Ottawa 0	Hasek/Rhodes	Ward (BUF)
April 27, 1999	@ Buffalo 4, Ottawa 3	Hasek/Tugnut	Zhitnik (BUF)

(Buffalo wins series 4 games to 0)

May 6, 1999	@ Boston 4, Buffalo 2	Dafoe/Hasek	Thornton (BOS)
May 9, 1999	Buffalo 3, @ Boston 1	Hasek/Dafoe	Brown (BUF)
May 12, 1999	@ Buffalo 3, Boston 2	Hasek/Dafoe	Ward (BUF)
May 14, 1999	@ Buffalo 3, Boston 0	Hasek/Dafoe	Zhitnik (BUF)
May 16, 1999	@ Boston 5, Buffalo 3	Dafoe/Hasek & Roloson	Khristich (BOS)
May 18, 1999	@ Buffalo 3, Boston 2	Hasek/Dafoe	Brown (BUF)

(Buffalo wins series 4 games to 2)

DATE	SCORE	GOALTENDERS	WINNING GOAL
May 23, 1999	Buffalo 5, @ Toronto 4	Roloson/Joseph	Sanderson (BUF)
May 25, 1999	@ Toronto 6, Buffalo 3	Joseph/Roloson	Perreault (TOR)
May 27, 1999	@ Buffalo 4, Toronto 2	Hasek & Roloson/Joseph	Barnes (BUF)
May 29, 1999	@ Buffalo 5, Toronto 2	Hasek/Joseph & Healy	Ray (BUF)
May 31, 1999	Buffalo 4, @ Toronto 2	Hasek/Joseph	Rasmussen (BUF)

(Buffalo wins series 4 games to 1)

DATE	SCORE	GOALTENDERS	WINNING GOAL
June 8, 1999	Buffalo 3, @ Dallas 2 (OT)	Hasek/Belfour	Woolley (BUF)
June 10, 1999	@ Dallas 4, Buffalo 2	Belfour/Hasek	Hull (DAL)
June 12, 1999	Dallas 2, @ Buffalo 1	Belfour/Hasek	Nieuwendyk (DAL)
June 15, 1999	@ Buffalo 2, Dallas 1	Hasek/Belfour	Ward (BUF)
June 17, 1999	@ Dallas 2, Buffalo 0	Belfour/Hasek	Sydor (DAL)
June 19, 1999	Dallas 2, @ Buffalo 1 (3OT)	Belfour/Hasek	Hull (DAL)

(Dallas wins series 4 games to 2)



PLAYOFF HISTORY

2000

DATE	SCORE	GOALTENDERS	WINNING GOAL
April 13, 2000	@ Philadelphia 3, Buffalo 2	Boucher/Hasek	Gagne (PHI)
April 14, 2000	@ Philadelphia 2, Buffalo 1	Boucher/Hasek	Desjardins (PHI)
April 16, 2000	Philadelphia 2, @ Buffalo 0	Boucher/Hasek	LeClair (PHI)
April 18, 2000	@ Buffalo 3, Philadelphia 2 (OT)	Hasek/Boucher	Barnes (BUF)
April 20, 2000	@ Philadelphia 5, Buffalo 2	Boucher/Hasek	Langkow (PHI)

(Philadelphia wins series 4 games to 1)

2001

DATE	SCORE	GOALTENDERS	WINNING GOAL
April 11, 2001	Buffalo 2, @ Philadelphia 1	Hasek/Cechmanek	Gilmour (BUF)
April 14, 2001	Buffalo 4, @ Philadelphia 3 (OT)	Hasek/Cechmanek	McKee (BUF)
April 16, 2001	Philadelphia 3, @ Buffalo 2	Cechmanek/Hasek	Delmore (PHI)
April 17, 2001	@ Buffalo 4, Philadelphia 3 (OT)	Hasek/Cechmanek	Brown (BUF)
April 19, 2001	@ Philadelphia 3, Buffalo 1	Cechmanek/Hasek	Recchi (PHI)
April 21, 2001	@ Buffalo 8, Philadelphia 0	Hasek/Cechmanek & Boucher	Gratton (BUF)

(Buffalo wins series 4 games to 2)

DATE	SCORE	GOALTENDERS	WINNING GOAL
April 26, 2001	Pittsburgh 3, @ Buffalo 0	Hedberg/Hasek	Lemieux (PIT)
April 28, 2001	Pittsburgh 3 @ Buffalo 1	Hedberg/Hasek	Ference (PIT)
April 30, 2001	Buffalo 4, @ Pittsburgh 1	Hasek/Hedberg	Woolley (BUF)
May 2, 2001	Buffalo 5, @ Pittsburgh 2	Hasek/Hedberg	Barnes (BUF)
May 5, 2001	@ Buffalo 3, Pittsburgh 2 (OT)	Hasek/Hedberg	Barnes (BUF)
May 8, 2001	@ Pittsburgh 3, Buffalo 2 (OT)	Hedberg/Hasek	Straka (PIT)
May 10, 2001	Pittsburgh 3, @ Buffalo 2 (OT)	Hedberg & Aubin/Hasek	Kasparaitis (PIT)

(Pittsburgh wins series 4 games to 3)

2006

DATE	SCORE	GOALTENDERS	WINNING GOAL
April 22, 2006	@ Buffalo 3, Philadelphia 2 (2OT)	Miller/Esche	Briere (BUF)
April 24, 2006	@ Buffalo 8, Philadelphia 2	Miller/Esche & Niitymaki	Kotalik (BUF)
April 26, 2006	@ Philadelphia 4, Buffalo 2	Esche/Miller	Forsberg (PHI)
April 28, 2006	@ Philadelphia 5, Buffalo 4	Esche/Miller	Forsberg (PHI)
April 30, 2006	@ Buffalo 3, Philadelphia 0	Miller/Esche	Connolly (BUF)
May 2, 2006	Buffalo 7, @ Philadelphia 1	Miller/Esche & Niitymaki	Kotalik (BUF)

(Buffalo wins series 4 games to 2)

DATE	SCORE	GOALTENDERS	WINNING GOAL
May 5, 2006	Buffalo 7, @ Ottawa 6 (OT)	Miller/Emery	Drury (BUF)
May 8, 2006	Buffalo 2, @ Ottawa 1	Miller/Emery	Hecht (BUF)
May 10, 2006	@ Buffalo 3, Ottawa 2 (OT)	Miller/Emery	Dumont (BUF)
May 11, 2006	Ottawa 2, @ Buffalo 1	Emery/Miller	Redden (OTT)
May 13, 2006	Buffalo 3, @ Ottawa 2 (OT)	Miller/Emery	Pominville (BUF)

(Buffalo wins series 4 games to 1)

DATE	SCORE	GOALTENDERS	WINNING GOAL
May 20, 2006	Buffalo 3, @ Carolina 2	Miller/Ward	McKee (BUF)
May 22, 2006	@ Carolina 4, Buffalo 3	Ward/Miller	Williams (CAR)
May 24, 2006	@ Buffalo 4, Carolina 3	Miller/Ward & Gerber	Kotalik (BUF)
May 26, 2006	Carolina 4, @ Buffalo 0	Gerber/Miller	Recchi (CAR)
May 28, 2006	@ Carolina 4, Buffalo 3 (OT)	Gerber & Ward/Miller	Stillman (CAR)
May 30, 2006	@ Buffalo 2, Carolina 1 (OT)	Miller/Ward	Briere (BUF)
June 1, 2006	@ Carolina 4, Buffalo 2	Ward/Miller	Brind'Amour (CAR)

(Carolina wins series 4 games to 3)

2007

DATE	SCORE	GOALTENDERS	WINNING GOAL
April 12, 2007	@ Buffalo 4, NY Islanders 1	Miller/Dubielewicz	Drury (BUF)
April 14, 2007	NY Islanders 3, @ Buffalo 2	DiPietro/Miller	Bergeron (NYI)
April 16, 2007	Buffalo 3, @ NY Islanders 2	Miller/DiPietro	Briere (BUF)
April 18, 2007	Buffalo 4, @ NY Islanders 2	Miller/DiPietro	Drury (BUF)
April 20, 2007	@ Buffalo 4, NY Islanders 3	Miller/DiPietro	Afinogenov (BUF)

(Buffalo wins series 4 games to 1)



PLAYOFF HISTORY



2007

DATE

April 25, 2007
April 27, 2007
April 29, 2007
May 1, 2007
May 4, 2007
May 6, 2007

(Buffalo wins series 4 games to 2)

SCORE

@ Buffalo 5, NY Rangers 2
@ Buffalo 3, NY Rangers 2
@ NY Rangers 2, Buffalo 1 (OT)
@ NY Rangers 2, Buffalo 1
@ Buffalo 2, NY Rangers 1 (OT)
Buffalo 5, @ NY Rangers 4

GOALTENDERS

Miller/Lundqvist
Miller/Lundqvist
Lundqvist/Miller
Lundqvist/Miller
Miller/Lundqvist
Miller/Lundqvist

WINNING GOAL

Vanek (BUF)
Vanek (BUF)
Rozsival (NYR)
Shanahan (NYR)
Afinogenov (BUF)
Hecht (BUF)

DATE

May 10, 2007
May 12, 2007
May 14, 2007
May 16, 2007
May 19, 2007

(Ottawa wins series 4 games to 1)

SCORE

Ottawa 5, @ Buffalo 2
Ottawa 4, @ Buffalo 3 (2OT)
@ Ottawa 1, Buffalo 0
Buffalo 3, @ Ottawa 2
Ottawa 3, @ Buffalo 2 (OT)

GOALTENDERS

Emery/Miller
Emery/Miller
Emery/Miller
Miller/Emery
Emery/Miller

WINNING GOAL

Saprykin (OTT)
Corvo (OTT)
Alfredsson (OTT)
Drury (BUF)
Alfredsson (OTT)

2010

DATE

April 15, 2010
April 17, 2010
April 19, 2010
April 21, 2010
April 23, 2010
April 26, 2010

(Boston wins series 4 games to 2)

SCORE

@ Buffalo 2, Boston 1
Boston 5, @ Buffalo 3
@ Boston 2, Buffalo 1
@ Boston 3, Buffalo 2 (2OT)
@ Buffalo 4, Boston 1
@ Boston 4, Buffalo 3

GOALTENDERS

Miller/Rask
Rask/Miller
Rask/Miller
Rask/Miller
Miller/Rask
Rask/Miller

WINNING GOAL

Rivet (BUF)
Chara (BOS)
Bergeron (BOS)
Satan (BOS)
Pominville (BUF)
Satan (BOS)

2011

DATE

April 14, 2011
April 16, 2011
April 18, 2011
April 20, 2011
April 22, 2011
April 24, 2011
April 26, 2011

(Philadelphia wins series 4 games to 3)

SCORE

Buffalo 1, @ Philadelphia 0
@ Philadelphia 5, Buffalo 4
Philadelphia 4, @ Buffalo 2
@ Buffalo 1, Philadelphia 0
Buffalo 4, @ Philadelphia 3 (OT)
Philadelphia 5, @ Buffalo 4 (OT)
@ Philadelphia 5, Buffalo 2

GOALTENDERS

Miller/Bobrovsky
Boucher & Bobrovsky/Miller
Boucher/Miller
Miller/Boucher
Miller/Boucher & Leighton
Leighton & Boucher/Miller
Boucher/Miller & Enroth

WINNING GOAL

Kaleta (BUF)
Briere (PHI)
Zherdev (PHI)
Pominville (BUF)
Ennis (BUF)
Leino (PHI)
van Riemsdyk (PHI)





PLAYOFF HISTORY

OVERTIME HISTORY | PLAYOFFS

DATE	OPPONENT	SCORER	SCORE	TIME
April 10, 1973	@ Montreal	Rene Robert	3-2 BUF	9:18
April 17, 1975	@ Chicago	Stan Mikita	5-4 CHI	2:31
April 27, 1975	Montreal	Danny Gare	6-5 BUF	4:42
May 6, 1975	Montreal	Rene Robert	5-4 BUF	5:56
May 20, 1975	Philadelphia	Rene Robert	5-4 BUF	18:29
April 8, 1976	St. Louis	Danny Gare	3-2 BUF	11:43
April 9, 1976	St. Louis	Don Luce	2-1 BUF	14:27
April 13, 1976	NY Islanders	Danny Gare	3-2 BUF	14:04
April 13, 1978	@ NY Rangers	Don Murdoch	4-3 NYR	1:37
April 14, 1979	Pittsburgh	George Ferguson	4-3 PIT	0:47
May 1, 1980	NY Islanders	Bob Nystrom	2-1 NYI	21:20
April 8, 1981	Vancouver	Alan Haworth	3-2 BUF	5:00
April 16, 1981	Minnesota	Steve Payne	4-3 MIN	0:22
April 20, 1981	@ Minnesota	Craig Ramsay	5-4 BUF	16:32
April 24, 1983	@ Boston	Brad Park	3-2 BOS	1:52
April 10, 1988	Boston	John Tucker	6-5 BUF	5:32
April 9, 1990	@ Montreal	Brian Skrudland	2-1 MTL	12:35
April 11, 1991	@ Montreal	Russ Courtnall	4-3 MTL	5:56
April 21, 1992	@ Boston	Adam Oates	3-2 BOS	11:14
April 25, 1992	Boston	Ted Donato	5-4 BOS	2:08
April 18, 1993	@ Boston	Bob Sweeney	5-4 BUF	11:03
April 22, 1993	Boston	Yuri Khmylev	4-3 BUF	1:05
April 24, 1993	Boston	Brad May	6-5 BUF	4:48
May 4, 1993	@ Montreal	Guy Carbonneau	4-3 MTL	2:50
May 6, 1993	Montreal	Gilbert Dionne	4-3 MTL	8:28
May 8, 1993	Montreal	Kirk Muller	4-3 MTL	11:37
April 27, 1994	New Jersey	Dave Hannan	1-0 BUF	65:43
May 7, 1995	@ Philadelphia	Karl Dykhuis	4-3 PHI	10:06
April 23, 1997	@ Ottawa	Daniel Alfredsson	1-0 OTT	2:34
April 29, 1997	Ottawa	Derek Plante	3-2 BUF	5:24
May 9, 1997	@ Philadelphia	Ed Ronan	5-4 BUF	6:24



PLAYOFF HISTORY

OVERTIME HISTORY | PLAYOFFS

DATE	OPPONENT	SCORER	SCORE	TIME
May 1, 1998	@ Philadelphia	Michal Grosek	3-2 BUF	5:40
May 8, 1998	Montreal	Geoff Sanderson	3-2 BUF	2:37
May 12, 1998	@ Montreal	Michael Peca	5-4 BUF	21:24
May 25, 1998	@ Washington	Todd Krygier	3-2 WSH	3:01
May 28, 1998	Washington	Peter Bondra	4-3 WSH	9:37
June 4, 1998	Washington	Joe Juneau	3-2 WSH	6:24
April 23, 1999	@ Ottawa	Miroslav Satan	3-2 BUF	30:35
June 8, 1999	@ Dallas	Jason Woolley	3-2 BUF	15:30
June 19, 1999	Dallas	Brett Hull	2-1 DAL	54:51
April 18, 2000	@ Philadelphia	Stu Barnes	3-2 BUF	4:42
April 14, 2001	@ Philadelphia	Jay McKee	4-3 BUF	18:02
April 17, 2001	Philadelphia	Curtis Brown	4-3 BUF	6:13
May 5, 2001	Pittsburgh	Stu Barnes	3-2 BUF	8:34
May 8, 2001	@ Pittsburgh	Martin Straka	3-2 PIT	11:29
May 10, 2001	Pittsburgh	Darius Kasparitis	3-2 PIT	13:01
April 22, 2006	Philadelphia	Daniel Briere	3-2 BUF	27:31
May 5, 2006	@ Ottawa	Chris Drury	7-6 BUF	0:18
May 10, 2006	Ottawa	J-P Dumont	3-2 BUF	5:05
May 13, 2006	@ Ottawa	Jason Pominville	3-2 BUF	2:26
May 28, 2006	@ Carolina	Cory Stillman	4-3 CAR	8:46
May 30, 2006	Carolina	Daniel Briere	2-1 BUF	4:22
April 29, 2007	@ NY Rangers	Michal Rozsival	2-1 NYR	36:43
May 4, 2007	NY Rangers	Maxim Afinogenov	2-1 BUF	4:39
May 12, 2007	Ottawa	Joe Corvo	4-3 OTT	24:58
May 19, 2007	Ottawa	Daniel Alfredsson	3-2 OTT	9:32
April 21, 2010	@ Boston	Miroslav Satan	3-2 BOS	27:41
April 22, 2011	@ Philadelphia	Tyler Ennis	4-3 BUF	5:31
April 24, 2011	Philadelphia	Ville Leino	5-4 PHI	4:43

The Sabres are 32-27 in overtime games during the playoffs (20-13 at home and 12-14 on the road). Overtime goals have ended a Sabres playoff series 12 times (April 9, 1976; April 14, 1979; April 24, 1983; April 24, 1993; May 8, 1993; April 29, 1997; May 1, 1998; June 4, 1998; June 19, 1999; May 10, 2001; May 13, 2006 and May 19, 2007).



Playoff Hat Tricks

PLAYOFF HISTORY

SABRES PLAYOFF HAT TRICKS

YEAR	NO.	PLAYER	OPPONENT	SCORE	DATE	PLACE	GOALIE(S)
1977 (1)	1.	Jim Lorentz	Minnesota	7-1 W	4-7-77	Minnesota	Pete LoPresti (2) Gary Smith (1)
1980 (1)	2.	Gilbert Perreault	NY Islanders	7-4 W	5-6-80	New York	Billy Smith (2) Empty Net (1)
1985 (1)	3.	Dave Andreychuk	Quebec	7-4 W	4-14-85	Buffalo	Dan Bouchard
1988 (1)	4.	John Tucker*#	Boston	6-2 W	4-9-88	Buffalo	Andy Moog
1998 (1)	5.	Matthew Barnaby#	Montreal	6-3 W	5-10-98	Buffalo	Andy Moog (2) Empty Net (1)
2006 (2)	6.	J-P Dumont	Philadelphia	8-2 W	4-24-06	Buffalo	Robert Esche (3)**
	7.	Jason Pominville	Philadelphia	8-2 W	4-24-06	Buffalo	Antero Niittymaki (3)**

PLAYOFF HAT TRICKS AGAINST THE SABRES

YEAR	NO.	PLAYER	OPPONENT	SCORE	DATE	PLACE	GOALIE(S)
1973 (1)	1.	Yvan Cournoyer	Montreal	3-7 L	4-5-73	Montreal	Dave Dryden
1975 (1)	2.	Guy Lafleur	Montreal	0-7 L	5-1-75	Montreal	Roger Crozier (1) Gerry Desjardins (2)
1982 (1)	3.	Barry Pederson	Boston	3-7 L	4-8-82	Boston	Don Edwards

* - indicates 4-goal game.

- indicates three consecutive and uninterrupted goals (true or natural hat trick). Note: John Tucker's final three goals in a four-goal game vs. Boston on 4-9-88 (6-2 W) were consecutive and uninterrupted.

** - Esche allowed goals by Dumont (2) and Pominville (1); Niittymaki allowed goals by Dumont (1) and Pominville (2).





Playoff Shutouts PLAYOFF HISTORY



SABRES PLAYOFF SHUTOUTS

YEAR	NO.	GOALTENDER	OPPONENT	SCORE	DATE	PLACE	SAVES
1980 (3)	1.	Bob Sauve	Vancouver	6-0	4-9-80	Buffalo	22
	2.	Don Edwards	Chicago	5-0	4-16-80	Buffalo	17
	3.	Bob Sauve (2)	N.Y. Islanders	2-0	5-8-80	Buffalo	22
1983 (2)	4.	Bob Sauve (3)	Montreal	1-0	4-6-83	Montreal	24
	5.	Bob Sauve (4)	Montreal	3-0	4-7-83	Montreal	22
1989 (1)	6.	Jacques Cloutier	Boston	6-0	4-5-89	Boston	29
1992 (1)	7.	Tom Draper	Boston	2-0	4-27-92	Boston	28
1993 (1)	8.	Grant Fuhr	Boston	4-0	4-20-93	Boston	34
1994 (2)	9.	Dominik Hasek	New Jersey	2-0	4-17-94	New Jersey	30
	10.	Dominik Hasek (2)	New Jersey	1-0	4-27-94	Buffalo	70
1997 (1)	11.	Steve Shields	Ottawa	3-0	4-27-97	Ottawa	31
1998 (1)	12.	Dominik Hasek (3)	Washington	2-0	5-23-98	Washington	19
1999 (2)	13.	Dominik Hasek (4)	Ottawa	3-0	4-25-99	Buffalo	31
	14.	Dominik Hasek (5)	Boston	3-0	5-14-99	Buffalo	24
2001 (1)	15.	Dominik Hasek (6)	Philadelphia	8-0	4-21-01	Buffalo	24
2006 (1)	16.	Ryan Miller	Philadelphia	3-0	4-30-06	Buffalo	24
2011 (2)	17.	Ryan Miller (2)	Philadelphia	1-0	4-14-11	Philadelphia	35
	18.	Ryan Miller (3)	Philadelphia	1-0	4-20-11	Buffalo	32

Note: Figure in parentheses for goaltender indicates cumulative total with the Sabres in the playoffs.

PLAYOFF SHUTOUTS AGAINST THE SABRES

YEAR	NO.	Goaltender	OPPONENT	SCORE	DATE	PLACE	Saves
1975 (2)	1.	Ken Dryden	Montreal	7-0	5-1-75	Montreal	27
	2.	Bernie Parent	Philadelphia	2-0	5-27-75	Buffalo	32
1983 (1)	3.	Pete Peeters	Boston	9-0	4-20-83	Boston	27
1990 (1)	4.	Patrick Roy	Montreal	3-0	4-7-90	Buffalo	26
1997 (1)	5.	Ron Tugnutt	Ottawa	1-0	4-23-97	Ottawa	17
1998 (1)	6.	Olaf Kolzig	Washington	2-0	5-30-98	Buffalo	30
1999 (1)	7.	Ed Belfour	Dallas	2-0	6-17-99	Dallas	23
2000 (1)	8.	Brian Boucher	Philadelphia	2-0	4-16-00	Buffalo	17
2001 (1)	9.	Johan Hedberg	Pittsburgh	3-0	4-26-01	Buffalo	25
2006 (1)	10.	Martin Gerber	Carolina	4-0	5-26-06	Buffalo	22
2007 (1)	11.	Ray Emery	Ottawa	1-0	5-14-07	Ottawa	15

Note: Figure in parentheses for goaltender indicates cumulative total against the Sabres in the playoffs.



PLAYOFF HISTORY

GAMES PLAYED

Player	Total
Gilbert Perreault	90
Craig Ramsay	89
Richard Smehlik	83
Bill Hajt	80
Jim Schoenfeld	75
Mike Ramsey	72
Alexei Zhitnik	70
Don Luce	62
Rick Martin	62
Donald Audette	61

GAME-WINNING GOALS

Player	Total
Gilbert Perreault	5
Danny Gare	5
Chris Drury	4
Stu Barnes	4
Curtis Brown	4
Rick Martin	4
Craig Ramsay	4
Rene Robert	4
Dixon Ward	4
Seven players tied	3

GOALTENDER GAMES

Player	Total
Dominik Hasek	68
Ryan Miller	47
Don Edwards	31
Gerry Desjardins	25
Bob Sauve	23
Tom Barrasso	12
Daren Puppa	11
Steve Shields	10
Roger Crozier	9
Grant Fuhr	8

GOALS

Player	Total
Gilbert Perreault	33
Rick Martin	24
Danny Gare	23
Rene Robert	22
Chris Drury	17
Don Luce	17
Craig Ramsay	17
Donald Audette	15
Thomas Vanek	15
Five players tied	14

POWER-PLAY GOALS

Player	Total
Rick Martin	12
Gilbert Perreault	10
Stu Barnes	8
Chris Drury	8
Danny Gare	8
Donald Audette	7
Pat LaFontaine	7
Rick Vaive	7
Thomas Vanek	7
Miroslav Satan	6

GOALTENDER WINS

Player	Total
Dominik Hasek	37
Ryan Miller	25
Don Edwards	13
Bob Sauve	13
Gerry Desjardins	11
Roger Crozier	5
Steve Shields	4
Four players tied	3

ASSISTS

Player	Total
Gilbert Perreault	70
Craig Ramsay	31
Rick Martin	29
Jason Woolley	27
Dale Hawerchuk	25
Daniel Briere	23
Donald Audette	23
Dave Andreychuk	22
Three players tied	21

SHORTHANDED GOALS

Player	Total
Dixon Ward	3
Curtis Brown	2
Brian Holzinger	2
Don Luce	2
Wayne Presley	2
Craig Ramsay	2
14 players tied	1

GOALTENDER MINUTES

Player	Total
Dominik Hasek	4,290:16
Ryan Miller	2,945:10
Don Edwards	1,845:55
Gerry Desjardins	1,379:16
Bob Sauve	1,265:21
Tom Barrasso	660:53
Daren Puppa	591:31
Steve Shields	569:35
Roger Crozier	538:16
Grant Fuhr	473:53

POINTS

Player	Total
Gilbert Perreault	103
Rick Martin	53
Craig Ramsay	48
Danny Gare	44
Rene Robert	39
Donald Audette	38
Don Luce	36
Dave Andreychuk	35
Miroslav Satan	35
Three players tied	34

PENALTY MINUTES

Player	Total
Rob Ray	169
Lindy Ruff	164
Mike Ramsey	158
Jim Schoenfeld	151
Danny Gare	147
Mike Foligno	143
Alexei Zhitnik	138
Mike Hartman	104
Larry Playfair	97
Kevin Maguire	86

SHUTOUTS

Player	Total
Dominik Hasek	6
Bob Sauve	4
Ryan Miller	3
Jacques Cloutier	1
Tom Draper	1
Don Edwards	1
Grant Fuhr	1
Steve Shields	1

MOST PLAYOFF POINTS VS SABRES

Player	GP	G	A	PTS
Ray Bourque	39	6	35	41
Rick Middleton	14	10	19	29
Barry Pederson	11	10	13	23
Adam Oates	17	4	18	22
Daniel Alfredsson	21	11	11	22
Rod Brind'Amour	22	11	11	22
Eric Desjardins	43	6	16	22
Mark Recchi	28	9	10	19
Stephane Richer	19	13	6	19
Bryan Trottier	16	3	14	17
Denis Potvin	16	5	12	17
Cam Neely	15	11	6	17
John LeClair	33	8	9	17



PLAYOFF HISTORY

**ONE PLAYOFF YEAR****MOST GOALS**

10 Gilbert Perreault (1980)

MOST GOALS BY DEFENSEMAN4 Mike Ramsey (1983)
Jason Woolley (1999)
Alexei Zhitnik (1999)**MOST ASSISTS**

12 Daniel Briere (2007)

MOST POINTS

21 Gilbert Perreault (1980)

MOST PENALTY MINUTES

56 Rob Ray (1991)

MOST POWER-PLAY GOALS5 Rick Martin (1975)
Pat LaFontaine (1992)
Chris Drury (2006)**MOST SHORTHANDED GOALS**2 Dixon Ward (1999)
Curtis Brown (2001)**MOST MINUTES PLAYED BY GOALTENDER**

1,217 Dominik Hasek (1999)

LONGEST SHUTOUT SEQUENCE BY GOALTENDER

147:25 Bob Sauve (4-6-83 to 4-9-83 vs. Montreal)

MOST SHOTS ON GOAL

66 Gilbert Perreault (1975)

MOST CONSECUTIVE GOAL-SCORING GAMES

7 Pat LaFontaine (1992)

MOST CONSECUTIVE POINT-SCORING GAMES8 Dale Hawerchuk (1993)
Donald Audette (1998)**ONE PLAYOFF SERIES****MOST GOALS**

8 Pat LaFontaine (1992 vs. Boston)

Most Assists7 Gilbert Perreault (1973 vs. Montreal;
1982 vs. Boston, 1983 vs. Boston)
Dale Hawerchuk (1994 vs. New Jersey)
Miroslav Satan (2001 vs. Philadelphia)**Most Points**

11 Pat LaFontaine (1992 vs. Boston)

MOST PENALTY MINUTES

56 Rob Ray (1991 vs. Montreal)

MOST POWER-PLAY GOALS

5 Pat LaFontaine (1992 vs. Boston)

MOST SHORTHANDED GOALS2 Dixon Ward (1999 vs. Toronto)
Curtis Brown (2001 vs. Pittsburgh)**MOST MINUTES PLAYED BY GOALTENDER**

484 Dominik Hasek (1994 vs. New Jersey)

MOST SHOTS ON GOAL

38 Rick Martin (1973 vs. Montreal)

MOST GOALS BY OPPOSING PLAYER7 Guy Lafleur (1975 vs. Montreal)
Barry Pederson (1983 vs. Boston)**MOST ASSISTS BY OPPOSING PLAYER**

14 Rick Middleton (1983 vs. Boston)

MOST POINTS BY OPPOSING PLAYER

18 Rick Middleton (1983 vs. Boston)

ONE STANLEY CUP FINAL SERIES**(1975 vs. Philadelphia, 6 games & 1999 vs. Dallas, 6 games)****MOST GOALS**

3 Stu Barnes (1999 vs. Dallas)

MOST ASSISTS

4 Rick Martin (1975 vs. Philadelphia)

MOST POINTS

6 Rick Martin (1975 vs. Philadelphia)

MOST PENALTY MINUTES

18 Alexei Zhitnik (1999 vs. Dallas)

MOST POWER-PLAY GOALS1 Jerry Korab (1975 vs. Philadelphia)
Rick Martin (1975 vs. Philadelphia)
Michael Peca (1999 vs. Dallas)
Gilbert Perreault (1975 vs. Philadelphia)
Alexei Zhitnik (1999 vs. Dallas)**MOST SHORTHANDED GOALS**

0 N/A

MOST MINUTES PLAYED BY GOALTENDER

428 Dominik Hasek (1999 vs. Dallas)

MOST SHOTS ON GOAL

23 Gilbert Perreault (1975 vs. Philadelphia)

MOST GOALS BY OPPOSING PLAYER3 Brett Hull (1999 vs. Dallas)
Reggie Leach (1975 vs. Philadelphia)
Jere Lehtinen (1999 vs. Dallas)**MOST ASSISTS BY OPPOSING PLAYER**

7 Mike Modano (1999 vs. Dallas)

MOST POINTS BY OPPOSING PLAYER

7 Mike Modano (1999 vs. Dallas)

ONE SEMIFINAL/CONFERENCE FINAL SERIES**MOST GOALS**

6 Gilbert Perreault (1980 vs. NY Islanders)

MOST ASSISTS4 Brian Holzinger (1999 vs. Toronto)
Peter McNab (1975 vs. Montreal)
Jason Woolley (1999 vs. Toronto)
Jochen Hecht (2006 vs. Carolina)
Jason Pominville (2007 vs. Ottawa)**MOST POINTS**

8 Gilbert Perreault (1980 vs. NY Islanders)

MOST PENALTY MINUTES

24 Larry Carriere (1975 vs. Montreal)

MOST POWER-PLAY GOALS

4 Stu Barnes (1999 vs. Toronto)

MOST SHORTHANDED GOALS

2 Dixon Ward (1999 vs. Toronto)

MOST MINUTES PLAYED BY GOALTENDER

379 Dominik Hasek (1998 vs. Washington)

MOST SHOTS ON GOAL

27 Rick Martin (1975 vs. Montreal)

MOST GOALS BY OPPOSING PLAYER

7 Guy Lafleur (1975 vs. Montreal)

MOST ASSISTS BY OPPOSING PLAYER

7 Pete Mahovlich (1975 vs. Montreal)

MOST POINTS BY OPPOSING PLAYER10 Guy Lafleur (1975 vs. Montreal)
Jacques Lemaire (1975 vs. Montreal)
Pete Mahovlich (1975 vs. Montreal)



Individual Playoff Records

PLAYOFF HISTORY



ONE QUARTERFINAL SERIES

MOST GOALS	5	Rene Robert (1973 vs. Montreal)
MOST ASSISTS	7	Gilbert Perreault (1973 vs. Montreal; 1983 vs. Boston)
MOST POINTS	10	Gilbert Perreault (1973 vs. Montreal)
MOST PENALTY MINUTES	47	Lindy Ruff (1983 vs. Boston)
MOST POWER-PLAY GOALS	3	Rick Martin (1975 vs. Chicago)
MOST SHORTHANDED GOALS	2	Curtis Brown (2001 vs. Pittsburgh)
MOST MINUTES PLAYED BY GOALTENDER	452	Dominik Hasek (2001 vs. Pittsburgh)
MOST SHOTS ON GOAL	38	Rick Martin (1973 vs. Montreal)
MOST GOALS BY OPPOSING PLAYER	7	Barry Pederson (1983 vs. Boston)
MOST ASSISTS BY OPPOSING PLAYER	14	Rick Middleton (1983 vs. Boston)
MOST POINTS BY OPPOSING PLAYER	18	Rick Middleton (1983 vs. Boston)

ONE FIRST-ROUND SERIES

MOST GOALS	8	Pat LaFontaine (1992 vs. Boston)
MOST ASSISTS	7	Gilbert Perreault (1982 vs. Boston) Dale Hawerchuk (1994 vs. New Jersey) Miroslav Satan (2001 vs. Pittsburgh)
MOST POINTS	11	Pat LaFontaine (1992 vs. Boston)
MOST PENALTY MINUTES	56	Rob Ray (1991 vs. Montreal)
MOST POWER-PLAY GOALS	5	Pat LaFontaine (1992 vs. Boston)
MOST SHORTHANDED GOALS	1	Craig Ramsay (1976 vs. St. Louis) Scott Arniel (1989 vs. Boston) Mike Foligno (1989 vs. Boston) Christian Ruuttu (1991 vs. Montreal) Dave Snuggerud (1991 vs. Montreal) Petr Svoboda (1992 vs. Boston) Pat LaFontaine (1992 vs. Boston) Wayne Presley (1993 vs. Boston; 1995 vs. Philadelphia) Brian Holzinger (1997 vs. Ottawa; 1998 vs. Philadelphia) Dixon Ward (1997 vs. Philadelphia) Darryl Shannon (1998 vs. Philadelphia) Chris Drury (2006 vs. Philadelphia) Mike Grier (2006 vs. Philadelphia)
MOST MINUTES PLAYED BY GOALTENDER	484	Dominik Hasek (1994 vs. New Jersey)

ONE FIRST-ROUND SERIES

MOST SHUTOUTS	2	Bob Sauve (1983 vs. Montreal) Dominik Hasek (1994 vs. New Jersey) Ryan Miller (2011 vs. Philadelphia)
MOST SHOTS ON GOAL	33	Drew Stafford (2011 vs. Philadelphia)
MOST GOALS BY OPPOSING PLAYER	6	Michel Goulet (1982 vs. Quebec) Danny Briere (2011 vs. Philadelphia)
MOST ASSISTS BY OPPOSING PLAYER	10	Peter McNab (1982 vs. Boston) Peter Stastny (1985 of Quebec)
MOST POINTS BY OPPOSING PLAYER	10	Peter McNab (1982 vs. Boston) Peter Stastny (1985 vs. Quebec) Denis Savard (1991 vs. Montreal) Adam Oates (1992 vs. Boston)

ONE GAME ONLY

MOST GOALS	4	John Tucker (4-9-88 vs. Boston)
MOST ASSISTS	4	Gilbert Perreault (4-10-82 vs. Boston; 4-17-80 vs. Chicago) Dave Andreychuk (4-11-90 at Montreal)
MOST POINTS	5	John Tucker (4-10-88 vs. Boston) Derek Roy (5-5-06 at Ottawa)
MOST PENALTY MINUTES	32	Kevin Maguire (4-9-88 vs. Boston)
MOST POWER-PLAY GOALS	2	John Tucker (4-9-88 vs. Boston; 4-10-88 vs. Boston) Randy Burridge (5-11-97 vs. Philadelphia) Miroslav Satan (4-27-98 vs. Philadelphia) J-P Dumont (4-24-06 vs. Philadelphia)
MOST SHORTHANDED GOALS	1	(16x) Last: Jason Pominville (5-13-06 vs. Ottawa)
MOST MINUTES PLAYED BY GOALTENDER	125:43	Dominik Hasek (4-27-94 vs. New Jersey)
MOST SHOTS ON GOAL	14	Daniel Briere (4-22-06 vs. Philadelphia)
MOST GOALS BY OPPOSING PLAYER	3	Yvon Cournoyer (4-5-73 at Montreal) Guy Lafleur (5-1-75 at Montreal) Barry Pederson (4-8-82 at Boston)
MOST ASSISTS BY OPPOSING PLAYER	4	Rick Middleton (4-18-83 vs. Boston) Andrei Nikolishin (5-28-98 vs. Washington)
MOST POINTS BY OPPOSING PLAYER	6	Rick Middleton (4-18-83 vs. Boston)



Team Playoff Records

PLAYOFF HISTORY



ONE PLAYOFF YEAR

OVERALL WINS

Most 14 (1999, 21 games)
Fewest 0 (1984, 3 games)

OVERALL LOSSES

Most 7 (1975, 17 games)
(1997, 12 games)
(1999, 21 games)
(2006, 18 games)
(2007, 16 games)
Fewest 2 (1979, 3 games)

GOALS FOR

Most 60 (2006, 18 games)
Fewest 5 (1984, 3 games)

GOALS AGAINST

Most 58 (1975, 17 games)
Fewest 9 (1979, 3 games)

MOST SHUTOUTS

For 3 (1980, 14 games)
Against 2 (1975, 17 games)

MOST OVERTIME GAMES

6 (1993, 8 games)
(1998, 15 games)
(2006, 18 games)

LONGEST WINNING STREAK

8 (4-27-98 to 5-23-98)

LONGEST LOSING STREAK

4 (4-11-77 to 4-17-77)
(4-15-76 to 4-22-76)
(4-6-89 to 4-11-89)
(5-2-93 to 5-8-93)

MOST POWER-PLAY GOALS

For 17 (1980, 14 games)
Against 16 (2006, 18 games)

MOST SHORTHANDED GOALS

For 5 (2006, 18 games)
Against 3 (1988, 6 games)
(1980, 14 games)

SHOTS ON GOAL

Most 561 (1999, 21 games)
Fewest 83 (1984, 3 games)

SHOTS ON GOAL AGAINST

Most 657 (1999, 21 games)
Fewest 73 (1984, 3 games)

MOST PENALTY MINUTES

For 349 (1988, 21 games)
Against 308 (1988, 6 games)

ONE PLAYOFF SERIES

MOST GOALS SCORED IN TWO-GAME SERIES

For 11 (1977 vs. Minnesota)
Allowed 3 (1977 vs. Minnesota)

GOALS SCORED IN THREE-GAME SERIES

Most 13 (1981 vs. Vancouver)
Fewest 5 (1984 vs. Quebec)

GOALS ALLOWED IN THREE-GAME SERIES

Most 13 (1984 vs. Quebec)
Fewest 2 (1983 vs. Montreal)

GOALS SCORED IN FOUR-GAME SERIES

Most 19 (1993 vs. Boston)
Fewest 10 (1977 vs. NY Islanders)

GOALS ALLOWED IN FOUR-GAME SERIES

Most 17 (1982 vs. Boston)
Fewest 6 (1999 vs. Ottawa)

GOALS SCORED IN FIVE-GAME SERIES

Most 22 (1985 vs. Quebec)
Fewest 8 (2000 vs. Philadelphia)

ONE PLAYOFF SERIES

GOALS ALLOWED IN FIVE-GAME SERIES

Most 24 (1981 vs. Minnesota)
Fewest 9 (1998 vs. Philadelphia)

GOALS SCORED IN SIX-GAME SERIES

Most 24 (1991 vs. Montreal)
(2006 vs. Philadelphia)
Fewest 9 (1999 vs. Dallas)

GOALS ALLOWED IN SIX-GAME SERIES

Most 29 (1975 vs. Montreal)
(1991 vs. Montreal)
Fewest 13 (1998 vs. Washington)
(1999 vs. Dallas)
(2001 vs. Philadelphia)
(2007 vs. NY Rangers)

GOALS SCORED IN SEVEN-GAME SERIES

Most 24 (1992 vs. Boston)
Fewest 14 (1994 vs. New Jersey)
(1997 vs. Ottawa)

GOALS ALLOWED IN SEVEN-GAME SERIES

Most 33 (1983 vs. Boston)
Fewest 13 (1997 vs. Ottawa)

ONE GAME ONLY

MOST GOALS

For 9 (4-29-92 vs. Boston)
Against 9 (4-20-83 at Boston)
Combined 13 (5-5-06 at Ottawa, 7-6 BUF)

MOST GOALS IN ONE PERIOD

For 5 (4-20-75 vs. Chicago, 3rd per.)
(4-13-85 vs. Quebec, 3rd per.)
(4-14-85 vs. Quebec, 3rd per.)
(4-24-06 vs. Philadelphia, 1st per.)
Against 5 (4-5-73 at Montreal, 2nd per.)
(4-8-82 at Boston, 2nd per.)
(4-20-83 at Boston, 1st per.)
Combined 7 (4-13-85 vs. Quebec, 3rd per.)
(5-11-97 vs. Philadelphia, 2nd. per.)

MOST SHORTHANDED GOALS IN GAME

For 2 (Scott Arniel and Mike Foligno, 4-5-89 at Boston)
(Darryl Shannon and Brian Holzinger, 4-27-98 vs. Philadelphia)

MOST SHORTHANDED GOALS ON SAME PENALTY

For 2 (Darryl Shannon and Brian Holzinger, 4-27-98 vs. Philadelphia)

GREATEST WINNING MARGIN

8 (2001 vs. Philadelphia, 8-0)

GREATEST LOSING MARGIN

9 (1983 at Boston, 9-0)

SHOTS ON GOAL

Most 58 (4-22-06 vs. Philadelphia)
Fewest 12 (6-12-99 vs. Dallas)

SHOTS ON GOAL AGAINST

Most 70 (4-27-94 vs. New Jersey)
Fewest 14 (4-22-75 vs. Chicago)

SHOTS ON GOAL IN ONE PERIOD

Most 22 (4-8-76 vs. St. Louis, 1st per.)
(4-15-77 vs. NY Islanders, 1st per.)
(4-29-97 vs. Ottawa, 1st per.)
(5-12-98 at Montreal, 3rd per.)
(6-2-98 at Washington, 2nd per.)
(6-15-99 vs. Dallas, 3rd per.)
(5-8-01 vs. Pittsburgh, 3rd per.)
Fewest 2



Team Playoff Records PLAYOFF HISTORY



ONE GAME ONLY

SHOTS ON GOAL AGAINST IN ONE PERIOD

Most	24	(4-20-80 at Chicago, 2nd per.)
	24	(4-15-10 vs. Boston, 1st per.)
Fewest	1	(4-16-80 vs. Chicago, 1st per.)
		(4-11-82 vs. Boston, 3rd per.)
		(4-7-83 at Montreal, 1st per.)
		(4-4-84 vs. Quebec, 1st per.)
		(5-28-06 at Carolina, 3rd per.)
		(4-12-07 vs. NY Islanders, 1st per.)

SHOTS ON GOAL BY BOTH TEAMS IN ONE PERIOD

Most	35	(4-9-91 vs. Montreal, 2nd per.)
-------------	----	---------------------------------

MOST PENALTY MINUTES

For	121	(4-9-88 vs. Boston)
Against	105	(4-9-88 vs. Boston)
Combined	226	(4-9-88 vs. Boston)

FASTEST TWO GOALS BY TEAM

For	:14	(Mike Foligno and Sean McKenna, 4-5-84 vs. Quebec)
Against	:08	(Eric Desjardins and Stephane Richer, 4-9-91 vs. Montreal)
Combined	:05	(Gilbert Perreault/BUF and Jim Hamilton/PIT, 4-14-79 vs. Pittsburgh)

FASTEST TWO GOALS BY ONE PLAYER

For	:27	(Pierre Turgeon, 4-6-89 at Boston)
Against	:27	(Guy Lafleur, 5-1-75 at Montreal)

FASTEST THREE GOALS BY TEAM

For	1:48	(Randy Wood, Dave Hannan and Bob Corkum, 4-29-92 vs. Boston)
Against	1:19	(Russ Courtnall twice and Mathieu Schneider, 4-3-91 at Montreal)
Combined	:36	(Eric Desjardins/MTL, Stephane Richer/MTL and Benoit Hogue/BUF, 4-9-91 vs. Montreal)

FASTEST THREE GOALS BY ONE PLAYER

For	12:37	(Dave Andreychuk, 4-14-85 vs. Quebec)
Against	13:40	(Barry Pederson, 4-8-82 at Boston)

FASTEST FOUR GOALS

For	5:28	(4-27-98 vs. Philadelphia)
Against	2:52	(4-3-91 at Montreal)
Combined	2:38	(4-9-91 vs. Montreal)

FASTEST FIVE GOALS

For	14:37	(4-20-75 at Chicago)
Against	9:31	(4-3-91 at Montreal)
Combined	6:19	(5-11-97 vs. Philadelphia)

FASTEST GOAL FROM OPENING FACEOFF:

For	:09	(Derek Roy, 5-16-07 at Ottawa)
Against	:14	(Kirk Muller, 5-6-93 vs. Montreal)

SHORTEST OVERTIME GAME

60:18	(Chris Drury/BUF scored, 5-5-06 at Ottawa)
-------	--

LONGEST OVERTIME GAME

125:43	(Dave Hannan/BUF scored, 4-27-94 vs. New Jersey)
--------	--



TEAM HISTORY





All-Time Uniform Numbers TEAM HISTORY



00

Martin Biron**

1

Andrey Makarov, Jhonas Enroth, John Blue, David Littman, Jacques Cloutier, Don Edwards, Roger Crozier

2

Tim Horton, Jim Watson

3

Mark Pysyk, Jordan Leopold, Michael Funk, James Patrick, Gary Galley, Dean Melanson, Grant Ledyard, Calle Johansson, Jim Hoffer, Richie Dunn, Hannu Virta, Bill Stewart, Paul McIntosh, Jocelyn Guevremont, Mike Robitaille, Paul Terbenche, Tracy Pratt

4

Zach Bogosian, Josh Gorges, Jamie McBain, Joe Finley, Steve Montador, Mike Weber, Nolan Pratt, Brad Brown, Rhett Warrener, Mike Wilson, Bob Boughner, Grant Jennings, Alexei Zhitnik, Philippe Boucher, Uwe Krupp, Steve Dykstra, Jim Korn, Jerry Korab, Timo Jutila, Mark Renaud, John Van Boxmeer, Tracy Pratt, Mike McMahon

5

Matt Tennyson, Chad Ruhwedel, Toni Lydman, Jeff Jillson, Andy Delmore, Jason Woolley, Ed Ronan, Craig Muni, Mike Ramsey, John Van Boxmeer, Lee Fogolin, Larry Carriere, Larry Hillman, Doug Barrie

6

Marco Scandella, Cody Franson, Mike Weber, Jaroslav Spacek, Cory Sarich, Bob Boughner, Doug Houda, Keith Carney, Phil Housley, Ron Fischer, Jim Schoenfeld, Al Hamilton

7

Petr Svoboda, Kevin Haller, John Tucker, Mike Donnelly, Dale McCourt, Randy Cunneynworth, Rick Martin, Rene Robert, Cliff Schmutz

8

Casey Nelson, Cody McCormick, Rory Fitzpatrick, Geoff Sanderson, Darryl Shannon, Doug Bodger, Jim Jackson, Paul Cyr, Richard Hajdu, Don Lever, Dave Fenyves, Bob Mongrain, Real Cloutier, Tony McKegney, Jim Lorentz, Rick Martin, Dick Duff, Butch Deadmarsh, Bill Inglis

9

Jack Eichel, Evander Kane, Steve Ott, Derek Roy, Erik Rasmussen, Vaclav Varada, Viktor Gordioun, Greg Brown, Scott Arniel, Gilles Hamel, Mike Moller, J.F. Sauve, Rick Dudley, Jacques Richard, Norm Gratton, Rick Martin, Butch Deadmarsh, Danny Lawson, Reggie Fleming

10

Patrik Berglund, Jacob Josefson, Cole Schneider, Christian Ehrhoff, Mark Parrish, Henrik Tallinder, Brad May, Dale Hawerchuk, Craig Ramsay, Phil Goyette

11

Gilbert Perreault

12

Brian Gionta, Kevin Porter, Mark Mancari, Ales Kotalik, Domenic Pittis, Randy Burridge, Peter Ambroziak, Bob Errey, Peter Ciavaglia, Greg Paslawski, Scott Metcalfe, Rick Vaive, Ken Priestlay, Jody Gage, Sean McKenna, Andre Savard, Gary McAdam, Larry Mickey, Mike Byers, Skip Krake

13

Nicholas Baptiste, Tim Kennedy, Jiri Novotny, Vyacheslav Kozlov, Yuri Khmylev, Jim Schoenfeld

14

Dave Hannan, Jody Gage, Steve Ludzik, Mikael Andersson, Mike Moller, Alan Haworth, Rene Robert, Norm Gratton, Don Luce, Rod Zaine, Randy Wyrozub

15

Jack Eichel, Colin Stuart, Dainius Zubrus, Milan Bartovic, Dixon Ward, Sergei Petrenko, Greg Brown, Randy Wood, Lou Franceschetti, Kevin Haller, Doug Smith, Chris Langevin, Adam Creighton, Geordie Robertson, Yvon Lambert, Rob McClanahan, Mike Boland, Gary McAdam, Michel Deziel, Bryan McSheffrey, Gerry Meehan

16

Chris Taylor, Pat LaFontaine, Darrin Shannon, Mike Donnelly, Paul Brydges, Ric Seiling, Derek Smith, Peter McNab, Real Lemieux, Randy Wyrozub, Ron Anderson, Butch Deadmarsh

17

Vladimir Sobotka, Jordan Nolan, David Legwand, Torrey Mitchell, Linus Omark, Marc-Andre Gragnani, Raffi Torres, Dominic Moore, J.P. Dumont, Randy Cunneynworth, Dixon Ward, Jason Dawe, Brent Hughes, Craig Simpson, Todd Simon, Colin Patterson, Mike Foligno, Gilles Hamel, John Gould, Rick Dudley, Derek Smith, Fred Stanfield, Bob Richer, Floyd Smith

18

Tim Connolly, Miroslav Satan, Michal Grosek, Wayne Presley, Dave Snuggerud, Bob Halkidis, Paul Cyr, Gilles Hamel, Danny Gare, Paul Terbenche, Kevin O'Shea

19

Jake McCabe, Cal O'Reilly, Cody Hodgson, Tim Connolly, Norm Milley, Brian Holzinger, Randy Wood, Tony Tanti, Kevin Maguire, Bob Corkum, Doug Trapp, Bob Halkidis, Jim Wiemer, Sean McKenna, Jeff Eatough, Randy Cunneynworth, Derek Smith, Alex Tidey, Morris Titanic, Fred Stanfield, Steve Atkinson, Francois Lacombe, Brian Perry

20

Scott Wilson, Zac Dalpe, Henrik Tallinder, Rob Niedermayer, Daniel Paille, Ales Kotalik, Jason Holland, Doug Houda, Bob Sweeney, Dave McLlwain, Mike Hartman, Don Lever, Brent Peterson, Kai Suikkanen, Don Luce, Dick Duff, Brian McDonald

21

Kyle Okposo, Drew Stafford, Radoslav Hecl, Mike Hurlbut, Mark Astley, Scott Thomas, Christian Ruuttu, Richie Dunn, Claude Verret, J.F. Sauve, Dave Schultz, Ron Schock, Brian Spencer, Ron Busniuk, John Gould, Hugh Harris, Terry Ball, Larry Mickey, Larry Keenan, Paul Andrea, Jean-Cuy Lagace

22

Johan Larsson, Brad Boyes, Adam Mair, Wayne Primeau, Charlie Huddy, Craig Simpson, Rick Vaive, Lindy Ruff, Jocelyn Guevremont, Peter McNab, Doug Rombough, Ray McKay, Rod Zaine, Don Marshall

23

Sam Reinhart, Ville Leino, Colin Stuart, Chris Drury, Sean McMorrow, Bill Houlder, Randy Hillier, Jiri Sejba, Ray Sheppard, Gates Orlando, Kai Suikkanen, Ron Fischer, Hannu Virta, Sean McKenna, Bob Hess, Randy Cunneynworth, Mike Ramsey, Ken Breitenbach, Larry Carriere, Joe Noris, Eddie Shack, John Gould, Rene Robert, Paul Terbenche

24

Lawrence Pilut, Hudson Fasching, Tyson Strachan, Zenon Konopka, Robyn Regehr, Paul Byron, Taylor Pyatt, Paul Kruse, Dane Jackson, Philippe Boucher, Randy Moller, Jay Wells, Mike Donnelly, Steve Smith, Ed Hospodar, Bill Hajt, Gary Bromley, Peter McNab, Randy Wyrozub, John Gould, Ron Busniuk, Chris Evans, Ray McKay, Jean-Guy Talbot, Butch Deadmarsh



All-Time Uniform Numbers TEAM HISTORY



25

Seth Griffith, Carlo Colaiacovo, Mikhail Grigorenko, Mike Grier, Mark Mancari, Vaclav Varada, Rob Conn, Dave Andreychuk, Mal Davis, Jere Gillis, Bob Mongrain, Terry Martin, Craig Ramsay, Hap Myers, Brian Perry

26

Rasmus Dahlin, Matt Moulson, Thomas Vanek, Eric Boulton, Derek Plante, Keith Carney, Dean Kennedy, Darrin Shannon, Richie Dunn, Bob Logan, Phil Russell, Pat Hughes, Dave Maloney, Steve Patrick, Val James, Ken Breitenbach, Alex Tidey, Derek Smith, Randy Wyrozub, Larry Keenan

27

Taylor Fedun, Derek Grant, Matt D'Agostini, Adam Pardy, Shaone Morrisonn, Teppo Numminen, Michael Peca, Brad May, Larry Playfair, Joe Reekie, Wilf Paiement, Joe Kowal, Tim Regan*

28

Zemgus Girgensons, Paul Gaustad, Jason Botterill, Donald Audette, Domenic Pittis, Dale DeGray, Mark Ferner, Jeff Parker, Tom Kurvers, Brian Engblom, Richard Hajdu, Paul Gardner, Bob Sauve, Ron Fischer, Jim Walsh, Gary Bromley, Rocky Farr, Dave Dryden, Terry Ball

29

Jason Pominville, Jake McCabe, Jaroslav Kristek, Bob Corkum, Vladimir Tsyplakov, Jason Holland, Paul Kruse, Darryl Shannon, Dane Jackson, Scott Pearson, Denis Tsygurov, Jeff Parker, Richie Dunn, Mark Ferner, Jeff Parker, Mal Davis, Dave Andreychuk, Jacques Cloutier, Val James, Mike Moller, Don Edwards, Gary Bromley

30

Ryan Miller, Dwayne Roloson, Andrei Trefilov, Markus Ketterer*, Clint Malarchuk, Tom Barrasso, Paul Harrison, Val James, Jari Paavola*, Randy Ireland, Gerry Desjardins, Rocky Farr, Dave Dryden, Joe Daley

31

Chad Johnson, Anders Nilsson, Matt Hackett, Drew MacIntyre, Jhonas Enroth**, Bob Essensa, Steve Shields, Grant Fuhr, Daren Puppa, Joe Reekie, Dave Fenyves, Jim Weaver*, Al Smith

32

Adam Wilcox, John Scott, Mikael Tellqvist, Rob Ray, Scott Metcalfe, Don McSween, Norm Lacombe, Bob Mongrain, Gary McAdam, Wayne Ramsey

33

William Borgen, Jason Kasdorf, Chad Johnson**, Joel Armia, TJ Brennan, Mike Card, Doug Janik, Scott Pearson, Mark Astley, Bob Sweeney, Bill Pye*, Benoit Hogue, Jody Gage, Lee Fogolin, Jim Hofford, Phil Myre

34

Casey Nelson, Michal Neuvirth, Chris Butler, Mike Weber, Jeff Jillson, Peter Skudra, Jean-Luc Grand-Pierre, Mike Wilson, Gord Donnelly, David Littman, Lou Franceschetti, Darren Eliot, Scott Metcalfe, Kenton Rein*, Jim Korn, Adam Creighton

35

Linus Ullmark, Anders Lindback, Andrey Makarov**, Ryan Vinz*, Jocelyn Thibault, Ty Conklin, Mika Noronen, Robb Stauber, Tom Draper, Darcy Wakaluk, Daren Puppa, Mike Craig*

36

Patrick Kaleta, Matthew Barnaby, Darcy Loewen, Jan Ludvig

37

Casey Mittelstadt, Matt Ellis, Michael Ryan, Curtis Brown, Barrie Moore, Lou Franceschetti, Bill Houlder, Shawn Anderson

38

Zach Redmond, Taylor Fedun, Nathan Paetsch, Domenic Pittis, Barrie Moore, Jay McKee, Joel Savage, Adam Creighton

39

Dominik Hasek, Brian Curran, Don McSween, Trent Kaese, Clark Gillies

40

Carter Hutton, Robin Lehner, Patrick Lalime, Rumun Ndur, James Black, Mitch Molloy, Larry Playfair, Uwe Krupp

41

Victor Olofsson, Justin Falk, Andrej Meszaros, Jaroslav Halak*, Clarke MacArthur, Stu Barnes, Dave Hannan, Ken Sutton, Brian Curran

42

Sean Malone, Nathan Gerbe, Richard Smehlik, Mikko Makela, Bob Corkum, Brad Miller, Steve Dykstra

43

Conor Sheary, Daniel Catenacci, Martin Biron, Jason Dawe, Francois Guay

44

Nicolas Deslauriers, Brayden McNabb, Andrej Sekera, Alexei Zhitnik, Doug Macdonald, Brad Miller, Jerry Korab

45

Brendan Guhle, Dmitri Kalinin, Scott Nichol, Donald Audette

46

Erik Burgdoerfer, Cody Franson, Dean Sylvester

47

Zach Bogosian, Chris Thorburn, Bill Houlder

48

Matt Hunwick, William Carrier, Daniel Briere, Brad May

49

C.J. Smith, Jerry D'Amigo, Connor Knapp

50

Nathan Lieuwen, Michael Leighton*

51

Kyle Crisculo, Nikita Zadorov, Brian Campbell

52

Hudson Fasching, Alexander Sulzer, Craig Rivet, Dave Andreychuk

53

Jeff Skinner, Mark Pysyk

54

Zack Kassian

55

Rasmus Ristolainen, Jochen Hecht, Denis Hamel, Reed Larson, Joe Reekie

56

Justin Bailey, Steve Bernier, Ken Priestlay

57

Tyler Myers, Steve Heinze

58

Paul Szczechura, Tim Kennedy



All-Time Uniform Numbers TEAM HISTORY



59	Tim Schaller
60	Paul Gaustad
61	Andre Benoit, Nikita Zadorov, Maxim Afinogenov
62	Brandon Montour
63	Tyler Ennis
64	David Moravec
65	Danny O'Regan, Brian Flynn, Travis Turnbull, Mark Napier
67	Benoit Pouliot, Brady Austin
68	Scott Buhler*
70	Alexander Nylander
71	Evan Rodrigues, Derek Whitmore, Jochen Hecht
72	Tage Thompson, Luke Adam
73	Nicholas Baptiste
74	Jay McKee

76	Andrew Peters, Wayne Primeau
77	Dmitry Kulikov, Chris Gratton, Pierre Turgeon
78	Corey Tropp
80	Chris Stewart, Geoff Sanderson
81	Remi Elie, Brayden McNabb, Miroslav Satan
82	Nathan Beaulieu, Marcus Foligno
83	Domenic Pittis
84	Philip Varone
88	Jamie McGinn, Cory Conacher
89	Alexander Mogilny
90	Ryan O'Reilly, Joe Juneau, Clark Gillies
92	Alexander Nylander
93	Victor Antipin, Doug Gilmour, Anatoli Semenov
95	Justin Bailey

Any player who dressed in at least one Sabres regular-season or playoff game in his career is listed above.

*Twelve players have dressed, but never appeared in a game for Buffalo: #27 - Tim Regan (1973-74); #31 - Jim Weaver (1978-79); #30 - Jari Paavola (1981-82); #35 - Mike Craig (1984-85); #34 - Kenton Rein (1987-88); #33 - Bill Pye (1992-93); #30 - Markus Ketterer (1993-94 & 1994-95); #68 - Scott Buhler (1996-97); #50 - Michael Leighton (2005-06); #35 - Ryan Vinz (2013-14); #41 - Jaroslav Halak (2013-14) - #31 - Scott Wedgewood (2018-19).

**Four Sabres goaltenders have worn a number as a backup only before later wearing a different number in a game: #00 - Martin Biron (3 times in 1996-97, 1 time in 1997-98); #31 - Jhonas Enroth (3 times in 2008-09); #35 - Andrey Makarov (3 times in 2013-14); #33 - Chad Johnson (1 time in 2014-15).





TEAM HISTORY



BUFFALO SABRES RETIRED NUMBERS

The Buffalo Sabres have retired only seven numbers since the franchise's inception in 1970. The first Sabre to have his number retired was Gilbert Perreault (#11) on Oct. 17, 1990. The combination of center Perreault, left wing Rick Martin and right wing Rene Robert was one of the greatest lines in hockey history and without a doubt the best in Buffalo Sabres history. The three wore the blue and gold together from 1972 to 1979 and were labeled "The French Connection," a name whose familiarity was helped by the 1971 movie of the same name. The trio was honored as Martin (#7) and Robert (#14) joined Perreault in a ceremony to retire the numbers of Buffalo's famed "French Connection" on Nov. 15, 1995. The fourth Sabre to have his number retired was Tim Horton (#2) on Jan. 5, 1996. The Sabres retired two more numbers during the 2005-06 season. Right winger Danny Gare (#18) was honored on Nov. 22, 2005, while Pat LaFontaine's #16 was hoisted to the rafters on March 3, 2006. On Jan. 13, 2015, Dominik Hasek became the seventh player – and first goaltender – to have his number retired by the team.

NUMBER 11 | RETIRED OCTOBER 17, 1990

Gilbert Perreault can best be described as the "Original Sabre." The NHL Hall of Famer was Buffalo's first ever draft choice and set the standard by which all future Sabres would be measured. Perreault earned the Calder Trophy as the NHL's Rookie of the Year following his inaugural 1970-71 campaign. Even Perreault's uniform number bore the marks of an original Sabre, as it was #11 that came up on the wheel that gave Buffalo the first overall pick in the 1970 draft. Perreault's sportsmanship and outstanding play also helped him capture the Lady Byng Trophy in 1973. One of Perreault's six NHL All-Star games was the 1978 edition in Buffalo when he scored the game-winning goal 3:55 into overtime. He also served as the Sabres' team captain from 1981-82 until his November 1986 retirement. Perreault is a member of the Hockey Hall of Fame, as well as both the Buffalo Sabres and Greater Buffalo Sports Halls of Fame. Perreault is still the team's all-time leader in career (regular season) games played, goals, assists, points and game-winning goals. There was only one number 11 in Buffalo Sabres history and, rightfully so, there will never be another.

CENTER

GILBERT PERREAULT

1970-71 to 1986-87



SABRES REGULAR-SEASON CAREER TOTALS

GAMES PLAYED: 1,191
GOALS: 512
ASSISTS: 814
POINTS: 1,326

SABRES PLAYOFF TOTALS

GAMES PLAYED: 90
GOALS: 33
ASSISTS: 70
POINTS: 103

NUMBER 7 | RETIRED NOVEMBER 15, 1995

Buffalo Sabres fans saw Rick Martin in almost 750 regular-season and playoff games between 1971 and 1981. Number 7's career with the Sabres was highlighted by a Stanley Cup Final appearance in 1974-75. That spring, Martin finished with 52 goals – one of which was the 1,000th in team history. The year prior, on the final night of the 1973-74 campaign, he recorded a hat trick at "The Aud" against St. Louis to become the first player in Sabres' history to record 50 or more goals in one season. Martin even gave the hometown fans a reason to cheer in a game at "The Aud" in which he wasn't wearing a Sabres uniform. On Jan. 24, 1978, he scored the tying goal in the 31st NHL All-Star Game with just 1:39 left in regulation time to force overtime. That was just one of seven of the league's showcase games he would appear in during his career. He still holds the Sabres' records for most goals (44) and points (74) by a rookie and his 21 career hat tricks are a franchise-high. In addition, Martin remains in the top three in seven of Buffalo's (regular season) career leaders categories. Martin passed away on March 13, 2011, and his life was celebrated in a public memorial service at HSBC Arena on March 24. The team honored his memory by painting the number seven on the ice behind each goal for the remainder of the regular season and playoffs.

LEFT WING

RICK MARTIN

1971-72 to 1980-81



SABRES REGULAR-SEASON CAREER TOTALS

GAMES PLAYED: 681
GOALS: 382
ASSISTS: 313
POINTS: 695

SABRES PLAYOFF TOTALS

GAMES PLAYED: 62
GOALS: 24
ASSISTS: 29
POINTS: 53



TEAM HISTORY

NUMBER 14 | RETIRED NOVEMBER 15, 1995

With the warm spring air mixing with "The Aud" ice, Rene Robert skated out of the mist and scored the famous "Fog Goal" by beating Flyers goalie Bernie Parent in overtime of game three of the 1975 Stanley Cup Final. The historic goal might not have taken place if not for the Sabres' persistence in acquiring Robert. His road to Buffalo started with the Sabres claiming him from Toronto, only to lose the winger to Pittsburgh in the Intra-League draft on June 8, 1971. The Sabres were then able to acquire the final component of "The French Connection" in a trade with the Penguins on March 4, 1972. Robert finished the 1974-75 regular season with 100 points, marking the first time in club annals that a player reached the century mark in points in one season. That season, Robert was voted by his teammates as Buffalo's most valuable player. Robert still ranks as Buffalo's fifth all-time assist leader with 330 in his career with the Sabres. Coincidentally, Robert had also once worn number 7 in the blue and gold. He played in both the 1973 and 1975 NHL All-Star games.

1971-72 to 1978-79

RIGHT WING

RENE ROBERT



SABRES REGULAR-SEASON CAREER TOTALS

GAMES PLAYED: 524
GOALS: 222
ASSISTS: 330
POINTS: 552

SABRES PLAYOFF TOTALS

GAMES PLAYED: 47
GOALS: 22
ASSISTS: 17
POINTS: 39

NUMBER 2 | RETIRED JANUARY 5, 1996

Tim Horton skated in the Sabres' blue, white and gold for only two seasons, but the solid defenseman certainly made his mark on the team. Horton came to Buffalo in the intra-league draft in June 1972 from Pittsburgh. Following that campaign, proof that he had made an impression on his fourth NHL club (also played for Toronto, NY Rangers and Pittsburgh) came when he was named the recipient of the Memorial Award as the team's most valuable player as voted by his teammates. Horton saw action in 1,446 NHL regular season games plus 126 more in the postseason. Included in his playing days were eight out of nine complete 70-game seasons played between 1958-59 and 1966-67. Horton was a member of four Stanley Cup winning teams with Toronto and appeared in seven NHL All-Star games. Horton became a member of the Hockey Hall of Fame in 1977 and is also a member of the Buffalo Sabres Hall of Fame.

1972-73 to 1973-74

DEFENSE

TIM HORTON



SABRES REGULAR-SEASON CAREER TOTALS

GAMES PLAYED: 124
GOALS: 1
ASSISTS: 22
POINTS: 23

SABRES PLAYOFF TOTALS

GAMES PLAYED: 6
GOALS: 0
ASSISTS: 1
POINTS: 1



TEAM HISTORY



NUMBER 18 | RETIRED NOVEMBER 22, 2005

Danny Gare played his first game for the Sabres on October 10, 1974 against Boston and scored just 18 seconds into his first NHL shift. He finished his rookie season with 62 points (31+31) and contributed 13 points (7+6) in the Sabres' run to the 1975 Stanley Cup Finals. Gare followed up his strong rookie campaign with his first of two 50-goal seasons in 1975-76, when he netted 50 goals and 23 assists in 79 games and chipped in two game-winning goals in the playoffs. That season, Gare recorded three of his 10 career hat tricks as a Sabre. In 1979-80, he scored a career-high 56 goals, including a club-record 11 game-winners. Rick Martin is the only other Sabre to have two 50-goal seasons. With 267 goals as a Sabre, Gare holds the record for goals by a Sabres right wing. He finished his Sabres career with 500 points. Gare's career as a Sabre came to an end on Dec. 2, 1981 when he was traded to the Detroit Red Wings. He spent his final NHL season in Edmonton in 1986-87. The Nelson, B.C. native finished his career with 685 points (354+331) and was inducted into the Sabres Hall of Fame in 1994.

1974-75 to 1981-82

RIGHT WING
DANNY GARE
 18



SABRES REGULAR-SEASON CAREER TOTALS

GAMES PLAYED: 503
GOALS: 267
ASSISTS: 233
POINTS: 500

SABRES PLAYOFF TOTALS

GAMES PLAYED: 58
GOALS: 23
ASSISTS: 21
POINTS: 44

NUMBER 16 | RETIRED MARCH 3, 2006

Pat LaFontaine enjoyed an illustrious 15-year career before retiring from the NHL in 1998 as the second-highest scoring American-born player with 468 goals and 1,013 points. He was born in St. Louis, but grew up in the suburbs of Detroit, and is still considered one of the game's best playmakers, fastest skaters, and most humble superstars. A member of the Hockey Hall of Fame in Toronto, LaFontaine began his career in 1983-84 with the New York Islanders. He had a career year for Buffalo in 1992-93 when he set Sabres records for points (148) and assists (95) in a season. After being sidelined by a serious knee injury for most of the 1993-94 season, he returned as team captain in 1994-95 and was awarded the Bill Masterton Trophy for perseverance and dedication to hockey. LaFontaine was with the Sabres from 1991-1997, finishing with 385 points (158+227) in 268 games. He completed the "Empire State Hat Trick" by playing for all three NHL organizations within New York State when he was traded to the Rangers in 1997. He remained one of the Rangers' leading scorers until injuries forced him to prematurely retire on Aug. 11, 1998.

1991-92 to 1996-97

CENTER
PAT LAFONTAINE
 16



SABRES REGULAR-SEASON CAREER TOTALS

GAMES PLAYED: 268
GOALS: 158
ASSISTS: 227
POINTS: 385

SABRES PLAYOFF TOTALS

GAMES PLAYED: 19
GOALS: 12
ASSISTS: 15
POINTS: 27



TEAM HISTORY

NUMBER #39 | RETIRED JANUARY 13, 2015

Originally acquired by the Sabres from the Chicago Blackhawks on Aug. 7, 1992, Dominik Hasek remains one of the most decorated goaltenders in team and league history, appearing in a total of 491 games for the Blue & Gold during a span of nine seasons from 1992-2001. Hasek appeared in a career-high 72 games for the club in the 1997-98 season, setting a team record with 13 shutouts, only to follow that up with a career-best 1.87 goals-against average, .937 save percentage and a Stanley Cup Final berth in 1998-99. While backstopping the Sabres, he became the first goaltender in NHL history to win the Hart Trophy twice (1997 & 1998), while also capturing six Vezina Trophies (1994, 1995, 1997, 1998, 1999 & 2001) as well as the William M. Jennings Trophy (1994 & 2001) and the Lester B. Pearson Award (1997 & 1998) twice each. By the end of his time in Buffalo, Hasek held every meaningful franchise goaltending record and still owns the team's career and single-season records (all from 1998-99) for shutouts (55 career/13 single-season), save percentage (.926/.937) and goals-against average (2.22/1.87).

1992-93 to 2000-01

GOALTENDER

DOMINIK HASEK



39

SABRES REGULAR-SEASON CAREER TOTALS

GAMES PLAYED:	491
WINS:	234
SHUTOUTS:	55
SAVE PERCENTAGE:	.926
GAA:	2.22

SABRES PLAYOFF TOTALS

GAMES PLAYED:	68
WINS:	37
SHUTOUTS:	6
SAVE PERCENTAGE:	.930
GAA:	2.04



TEAM HISTORY



BUFFALO SABRES ALUMNI PLAZA | KEYBANK CENTER

On October 12, 2012, the Buffalo Sabres unveiled the newly named 'Alumni Plaza' outside the team's arena, designed to honor all former members of the team. As part of the plaza's transformation, the six concrete columns that support a pedestrian walkway above the plaza were surrounded by bricks and mortar. Every player ever to play a game for the franchise is commemorated with a plaque on those bricks, detailing his first game with the Sabres.

Also unveiled that day was the centerpiece of Alumni Plaza: a cast in bronze statue depicting the French Connection. Composed of center Gilbert Perreault, left wing Rick Martin and right wing Rene Robert, the French Connection is widely considered to be one of the greatest forward lines in NHL history and remains the most celebrated offensive unit in Buffalo Sabres history. The trio, all of whom were French-Canadian, was dubbed 'The French Connection' – after the 1971 film of the same name – and played together in Buffalo from the team's acquisition of Robert on March 4, 1972 until his departure on October 5, 1979.

Between them, the members of The French Connection played 2,396 games for the Sabres, scoring 1,116 goals and registering 2,573 total points. During their tenure in Buffalo, the three were honored with a combined 15 NHL All-Star Game appearances and seven selections to the First and Second NHL All-Star Teams. All three are members of the Sabres Hall of Fame and have had their numbers officially retired from use by the Sabres. Perreault, the franchise's first ever draft pick, served as the team's captain for five seasons and retired after 17 NHL seasons – all with the Sabres.

Inspiration for the statue came from a photograph taken during a playoff game at Memorial Auditorium on April 27, 1975 which features all three members of The French Connection. The photograph was taken by award-winning photographer Ron Moscati. During the game in which the photograph was taken, all three members of the French Connection scored a goal to lead the Sabres to a playoff win against the Montreal Canadiens.

To design and construct the statue, the Sabres commissioned distinguished American sculptor Jerry McKenna. McKenna is well known for his sports statues, and was named the 2003 'Sports Sculptor of the Year' by the All-American Football Foundation. A specially-designed pedestal, constructed by HHL Architects of Buffalo, features an integrated lighting system and an illuminated informational panel which provides a base for the statue.





Hall of Fame TEAM HISTORY



BUFFALO SABRES HALL OF FAME

MEMBER	INDUCTION	MEMBER	INDUCTION	MEMBER	INDUCTION
Frank Christie	1980	Ted Darling	1996	Pat LaFontaine	2004
Roger Crozier	1980	Seymour H. Knox, III	1996	Rudy Migay	2004
George "Punch" Imlach	1980	Northrup R. Knox	1996	Robert E. Rich, Jr.	2004
Tim Horton	1982	Larry Playfair	1998	George Strawbridge	2004
Fred T. Hunt	1982	Jack Gatecliff	1998	Phil Housley	2007
David Forman	1986	Don Edwards	2000	Dave Andreychuk	2008
Don Luce	1986	Bill Hajt	2000	Milt Ellis	2008
Craig Ramsay	1986	Wayne Redshaw	2000	Jim Lorentz	2010
Richard Martin	1989	Robert "Rip" Simonick	2000	Joe Crozier	2010
Gilbert Perreault	1989	Jerry Korab	2001	Jim Kelley	2011
Rene Robert	1989	Mike Racicot	2001	Alexander Mogilny	2011
Danny Gare	1994	Mike Ramsey	2001	Rick Jeanneret	2012
Jim Schoenfeld	1995	Mike Foligno	2004	Dale Hawerchuk	2012
Robert O. Swados	1995	Dick Johnston	2004	Dominik Hasek	2014

HOCKEY HALL OF FAME

There are 14 members of the Hockey Hall of Fame with connections to the Buffalo Sabres. Sabres co-founder Seymour H. Knox, III and former Sabres coaches Scotty Bowman, George "Punch" Imlach and Marcel Pronovost have all been honored with induction into the Hall of Fame. Joining them are former Sabres players Tim Horton, Marcel Pronovost, Gilbert Perreault, Dale Hawerchuk, Clark Gillies, Grant Fuhr, Pat LaFontaine, Dick Duff, Dominik Hasek, Phil Housley and Dave Andreychuk.

Additionally, long-time team play-by-play broadcaster Ted Darling was honored in 1994 upon receiving the Foster Hewitt Memorial Award for excellence in broadcasting, an award that his successor, Rick Jeanneret, received in 2012. Harry Neale, who joined Jeanneret in the Sabres' broadcast booth in 2007 after more than 20 years as a color analyst on Hockey Night in Canada, received the award the following year. Rip Simonick, a member of the Sabres' equipment staff since the beginning of the team's existence in 1970, was honored with induction into the Professional Hockey Athletic Trainers Society/ Society of Professional Hockey Equipment Managers Wall of Honour in 2018. In addition, four members of the newspaper industry in Western New York have received the Elmer Ferguson Memorial Award: Charlie Barton, Dick Johnston, Jack Gatecliff and Jim Kelley.

PLAYERS CATEGORY

MEMBER	INDUCTION
Tim Horton	1977
Marcel Pronovost	1978
Gilbert Perreault	1990
Dale Hawerchuk	2001
Clark Gillies	2002
Grant Fuhr	2003
Pat LaFontaine	2003
Dick Duff	2006
Dominik Hasek	2014
Phil Housley	2015
Dave Andreychuk	2017

BUILDERS CATEGORY

MEMBER	INDUCTION
George "Punch" Imlach	1984
Scotty Bowman	1991
Seymour H. Knox, III	1993

PROFESSIONAL HOCKEY ATHLETIC TRAINERS SOCIETY / SOCIETY OF PROFESSIONAL HOCKEY EQUIPMENT MANAGERS WALL OF HONOUR

MEMBER	YEAR HONORED
Rip Simonick	2018

FOSTER HEWITT MEMORIAL AWARD

(MEMBERS OF RADIO & TELEVISION INDUSTRY)

MEMBER	YEAR HONORED
Ted Darling	1994
Rick Jeanneret	2012
Harry Neale	2013

ELMER FERGUSON MEMORIAL AWARD

(MEMBERS OF NEWSPAPER INDUSTRY)

MEMBER	YEAR HONORED
Charlie Barton, Buffalo-Courier Express	1985
Dick Johnston, Buffalo News	1986
Jack Gatecliff, St. Catharines Standard	1995
Jim Kelley, Buffalo News	2004



TEAM HISTORY

NHL ALL-STAR GAME HISTORY

The Buffalo Sabres hosted the 31st NHL All-Star Game on Jan. 24, 1978 at Buffalo Memorial Auditorium. Sabres forwards Gilbert Perreault and Rick Martin each represented the Wales Conference in the game. Martin scored a goal with 1:39 remaining in the third period to tie the game, sending the All-Star Game to overtime for the first time in its 31-year history. Perreault broke the tie at 3:55 of overtime to give the Wales Conference a 3-2 victory.

NHL ALL-STAR GAME | PLAYER APPEARANCES

APPEARANCES/PLAYER	YEARS
7 - Rick Martin	(1972, 1973, 1974, 1975, 1976, 1977*, 1978)
6 - Gilbert Perreault	(1971, 1972, 1977, 1978, 1980, 1984)
5 - Dominik Hasek	(1996, 1997, 1998, 1999, 2001)
4 - Mike Ramsey	(1982, 1983, 1985, 1986)
3 - Phil Housley	(1984, 1989, 1990)
3 - Alexander Mogilny	(1992, 1993, 1994)
2 - Brian Campbell	(2007, 2008)
2 - Don Edwards	(1980, 1982)
2 - Jack Eichel	(2018, 2019)
2 - Danny Gare	(1980, 1981)
2 - Jerry Korab	(1975, 1976)
2 - Rene Robert	(1973, 1975)
2 - Miroslav Satan	(2000, 2003)
2 - Jim Schoenfeld	(1977, 1980)
2 - Alexei Zhitnik	(1999, 2002)
1 - Dave Andreychuk	(1990)
1 - Tom Barrasso	(1985)

APPEARANCES/PLAYER	YEARS
1 - Daniel Briere	(2007*)
1 - Gerry Desjardins	(1977)
1 - Dave Dryden	(1974)
1 - Zemgus Girgensons	(2015)
1 - Uwe Krupp	(1991)
1 - Pat LaFontaine	(1993)
1 - Don Luce	(1975)
1 - Ryan Miller	(2007)
1 - Kyle Okposo	(2017)
1 - Ryan O'Reilly	(2016)
1 - Jason Pominville	(2012)
1 - Daren Puppa	(1990)
1 - Craig Ramsay	(1976)
1 - Christian Ruuttu	(1988)
1 - Jeff Skinner	(2019)
1 - Pierre Turgeon	(1990)
1 - Thomas Vanek	(2009)

NHL ALL-STAR GAME | COACH APPEARANCES

APPEARANCE/COACH	YEARS
2 - Scotty Bowman	(1980, 1981)
2 - Lindy Ruff	(1999, 2007)
1 - Floyd Smith	(1976)

* - Named MVP of All-Star Game.

Note: Dominik Hasek was selected to the Eastern Conference All-Stars roster in 1995, but the game was canceled due to the lockout.

Note: Bill Hajt (1981, 1985) and John Van Boxmeer (1982) were also selected to appear in the NHL All-Star Game, but did not participate due to injury. Gilbert Perreault withdrew from the 1974 All-Star Game due to injury.

Note: Gilbert Perreault and Jim Schoenfeld were both selected to the NHL All-Stars roster for the 1979 Challenge Cup. Perreault recorded two points (1+1) in the three-game series. Schoenfeld did not participate due to injury.

Note: Mike Ramsey was selected to the NHL All-Stars roster for Rendez-vous '87, playing in both games in the two-game series.

NHL ALL-STAR GAME STATISTICS | SKATERS

SKATER	GP	G	A	P
Rick Martin	7	4	3	7
Daniel Briere	1	1	4	5
Jack Eichel	2	2	2	4
Alexander Mogilny	3	2	2	4
Brain Campbell	2	1	2	3
Gilbert Perreault	6	1	2	3
Pierre Turgeon	1	2	0	2
Dave Andreychuk	1	1	1	2
Jason Pominville	1	1	1	2
Rene Robert	2	1	1	2
Phil Housley	3	0	2	2
Pat LaFontaine	1	1	0	1
Don Luce	1	1	0	1
Jeff Skinner	1	1	0	1

SKATER	GP	G	A	P
Miroslav Satan	2	1	0	1
Kyle Okposo	1	0	1	1
Ryan O'Reilly	1	0	1	1
Alexei Zhitnik	2	0	1	1
Uwe Krupp	1	0	0	0
Zemgus Girgensons	1	0	0	0
Craig Ramsay	1	0	0	0
Christian Ruuttu	1	0	0	0
Thomas Vanek	1	0	0	0
Danny Gare	2	0	0	0
Jerry Korab	2	0	0	0
Jim Schoenfeld	2	0	0	0
Mike Ramsey	4	0	0	0

NHL ALL-STAR GAME STATISTICS | SKATERS

GOALTENDER	GP	GA	MIN	GAA
Don Edwards	2	2	59:04	2.03
Tom Barrasso	1	2	30:49	3.89
Gerry Desjardins	1	2	28:33	4.20
Dominik Hasek	5	12	100:00	7.20

SKATER	GP	GA	MIN	GAA
Daren Puppa	1	4	30:46	7.80
Ryan Miller	1	3	20:00	9.00
Dave Dryden	1	5	29:37	10.13



TEAM HISTORY



NHL ALL-STAR TEAM | FIRST TEAM

PLAYER	POSITION	SEASON
Rick Martin	LW	1973-74
Rick Martin	LW	1974-75
Tom Barrasso	G	1983-84
Dominik Hasek	G	1993-94
Dominik Hasek	G	1994-95
Dominik Hasek	G	1996-97
Dominik Hasek	G	1997-98
Dominik Hasek	G	1998-99
Ryan Miller	G	2009-10

NHL ALL-ROOKIE TEAM | SINCE 1982-83

PLAYER	POSITION	SEASON
Phil Housley	D	1982-83
Tom Barrasso	G	1983-84
Ray Sheppard	RW	1987-88
Calle Johansson	D	1987-88
Tyler Myers	D	2009-10
Jhonas Enroth	G	2011-12
Jack Eichel	C	2015-16
Rasmus Dahlin	D	2018-19

NHL ALL-STAR TEAM | SECOND TEAM

PLAYER	POSITION	SEASON
Rene Robert	RW	1974-75
Gilbert Perreault	C	1975-76
Rick Martin	LW	1975-76
Gilbert Perreault	C	1976-77
Rick Martin	LW	1976-77
Don Edwards	G	1977-78
Danny Gare	RW	1979-80
Jim Schoenfeld	D	1979-80
Don Edwards	G	1979-80
Tom Barrasso	G	1984-85
Daren Puppa	G	1989-90
Pat LaFontaine	C	1992-93
Alexander Mogilny	RW	1992-93
Thomas Vanek	LW	2006-07





TEAM HISTORY



REGULAR SEASON

First Players on the Ice:	Roger Crozier, Paul Terbenche, Tracy Pratt, Ron Anderson, Hap Myers and Bill Inglis
First Goal:	Jim Watson, Oct. 10, 1970 at Pittsburgh (5:01, second period)
First Assist:	Gerry Meehan, Oct. 10, 1970 at Pittsburgh on Jim Watson's goal
First Penalty:	Gerry Meehan, Oct. 10, 1970 at Pittsburgh (holding, 7:54, first period)
First Goal by Opponent:	Wally Boyer of Pittsburgh, Oct. 10, 1970 (8:09, second period)
First Assist by Opponent:	Duane Rupp of Pittsburgh, Oct. 10, 1970, on Boyer's goal
First Penalty by Opponent:	Duane Rupp of Pittsburgh, Oct. 10, 1970 (hooking, 1:41, first period)
First Power-Play Goal:	Gilbert Perreault, Oct. 10, 1970, at Pittsburgh (11:26, third period)
First Power-Play Goal by Opponent:	Dave Balon of NY Rangers, Oct. 14, 1970 at New York (15:52, third period)
First Shorthanded Goal:	Ron Anderson, October 23, 1970 vs. Detroit (13:40, third period)
First Major Penalty:	Brian McDonald, Oct. 10, 1970, at Pittsburgh (fighting, 8:01, third period)
First Major Penalty by Opponent:	Bryan Hextall of Pittsburgh, Oct. 10, 1970 (fighting, 8:01, third period)
First Win:	Oct. 10, 1970 (2-1 at Pittsburgh)
First Tie:	Oct. 18, 1970 (1-1 vs. Pittsburgh)
First Loss:	Oct. 14, 1970 (3-0 at NY Rangers)
First Shutout:	Dec. 6, 1970 by Roger Crozier vs. Minnesota (1-0)
First Shutout by Opponent:	Oct. 14, 1970 by Ed Giacomin at NY Rangers (3-0)
First Goal at Home:	Oct. 18, 1970 by Gerry Meehan vs. Pittsburgh (5:48, second period)
First Hat Trick:	Jan. 29, 1971 by Gilbert Perreault vs. California
First Hat Trick by Opponent:	Dec. 22, 1970 by Dave Balon of NY Rangers
First Two-Goal Game:	Oct. 27, 1970 by Randy Wyrozub vs. Vancouver
First Multiple-Point Game:	Oct. 10, 1970 by Gerry Meehan vs. Pittsburgh (two assists)

PLAYOFFS

First Game:	April 4, 1973 at Montreal (lost 2-1)
First Goal:	Craig Ramsay, April 4, 1973 at Montreal (3:13, second period)
First Assist:	Don Luce, April 4, 1973 at Montreal on Ramsay's goal
First Penalty:	Larry Hillman, April 4, 1973 at Montreal (6:21, first period)
First Major Penalty:	Larry Mickey, April 5, 1973 at Montreal (17:19, first period)
First Power-Play Goal:	Rick Martin, April 5, 1973 at Montreal (16:48, first period)
First Shorthanded Goal:	Don Luce, May 3, 1975 at Montreal (6:42, first period)
First Game-Winning Goal:	Gilbert Perreault, April 8, 1973 vs. Montreal (5-1)
First Goal by Opponent:	Jacques Lemaire of Montreal, April 4, 1973 (17:01, second period)
First Hat Trick:	Jim Lorentz, April 9, 1977 at Minnesota
First Hat Trick by Opponent:	Yvon Cournoyer of Montreal, April 5, 1973 at Montreal
First Win:	April 8, 1973 vs. Montreal (5-1)
First Shutout:	April 9, 1980 vs. Vancouver (6-0, Bob Sauve)
First Time Shut Out:	May 1, 1975 by Montreal (7-0, Ken Dryden)
First Series Win:	4 games to 1 vs. Chicago (April 1975)
First Series Sweep:	2 games to 0 vs. Minnesota (April 1977)





Sabres All-Time Captains & Coaches

TEAM HISTORY



ALL-TIME SABRES CAPTAINS

PLAYER	YEARS	PLAYER	YEARS
Floyd Smith	(1970-71)	James Patrick	(Dec. 2003)
Gerry Meehan	(1971-72 – Oct. 1974)	J.P. Dumont	(Jan. 2004)
Jim Schoenfeld	(Oct. 1974 – 1976-77)	Daniel Briere	(Feb. 2004; 2005-06 – 2006-07)
Danny Gare	(1977-78 – 1980-81)	Chris Drury	(Nov. 2003; March 2004; 2005-06 – 2006-07)
Gilbert Perreault	(1981-82-1985-86)	Toni Lydman	(Nov. 2007)
Lindy Ruff	(1986-87 – Feb. 1989)	Brian Campbell	(Dec. 2007)
Dave Andreychuk*	(Jan. 1990 – March 1990)	Jaroslav Spacek	(Jan. 2008)
Mike Foligno	(Feb. 1989 – Dec. 1990)	Jochen Hecht	(Oct. 2007; Feb. 2008)
Mike Ramsey	(Jan. 1991 – Oct. 1992)	Craig Rivet	(2008-09 – Feb. 2011)
Pat LaFontaine	(Oct. 1992 – 1996-97)	Jason Pominville	(March 2008 – April 2008; 2011-12 – April 2013)
Alexander Mogilny**	(Nov. 1993 – April 1994)	Thomas Vanek****	(Oct. 2013)
Donald Audette***	(April 1998)	Steve Ott****	(Oct. 2013 – Feb. 2014)
Michael Peca	(1997-98 – 1999-00)	Brian Gionta	(2014-15 – 2016-17)
Stu Barnes	(2001-02 – 2002-03)	Jack Eichel	(2018-19 – Present)
Miroslav Satan	(Oct. 2003)		

* - Served as captain several times during this stretch due to injuries to Mike Foligno.

** - Due to a season-ending injury to Pat LaFontaine.

*** - Served as captain on April 18, 1998 due to an injury to Michael Peca.

**** - Vanek and Ott served as co-captains until Vanek was traded to the New York Islanders on Oct. 27, 2013. Vanek was the captain for home games and Ott served as captain for road games. After the trade, Ott served as the team's full-time captain until he was traded to the St. Louis Blues on Feb. 28, 2014. The team finished the season without naming a replacement captain.

ALL-TIME SABRES COACHES

NAME	YEARS	REGULAR SEASON					PLAYOFFS			
		GAMES	W	L	T/OTL	PTS%	G	W	L	PCT.
Punch Imlach	(Oct. 1970 – Jan. 1972)	119	32	62	25	.374	0	0	0	0
Joe Crozier	(Jan. 1972 – May 1974)	192	77	80	35	.492	6	2	4	.333
Floyd Smith	(May 1974 – May 1977)*	241	143	62	36	.668	32	16	16	.500
Marcel Pronovost	(Oct. 1977 – Dec. 1978)	104	52	29	23	.611	8	3	5	.375
Billy Inglis	(Dec. 1978 – June 1979)	56	28	18	10	.589	3	1	2	.333
Roger Neilson	(Oct. 1980 – May 1981)	80	39	20	21	.619	8	4	4	.500
Jim Roberts	(Dec. 1981 – Mar. 1982)	45	21	16	8	.556	0	0	0	0
Jim Schoenfeld	(June 1985 – Jan. 1986)	43	19	19	5	.500	0	0	0	0
Scotty Bowman	(June 1979 – May 1980, Oct. 1981 – Dec. 1981, Mar. 1982 – May 1985, Jan. 1986 – Nov. 1986)	404	210	134	60	.594	36	18	18	.500
Craig Ramsay	(Nov. 1986 – Dec. 1986)	21	4	15	2	.238	0	0	0	0
Ted Sator	(Dec. 1986 – Apr. 1989)	207	96	89	22	.517	11	3	8	.273
Rick Dudley	(Oct. 1989 – Dec. 1991)	188	85	72	31	.535	12	4	8	.333
John Muckler	(Dec. 1991 – June 1995)	268	125	109	34	.530	27	11	16	.407
Lindy Ruff	(July 1997 – Feb. 2013)	1,165	571	432	162	.560	101	57	44	.564
Ron Rolston	(Feb. 2013 – Nov. 2013)	51	19	26	6	.431	0	0	0	0
Ted Nolan	(July 1995 – May 1997, Nov. 2013 – Apr. 2015)	308	113	159	36	.425	12	5	7	.417
Dan Bylsma	(May 2015 – April 2017)	164	68	73	23	.476	0	0	0	0
Phil Housley	(June 2017 – April 2019)	164	58	84	22	.463	0	0	0	0
Ralph Krueger	(May 2019 – Present)	0	0	0	0	0	0	0	0	0
TOTALS		3,820	1,760	1,499	561	.534	256	124	132	.484

*Floyd Smith's record includes a 2-1 loss vs. Toronto on Jan. 9, 1972, when he filled in for Punch Imlach for a single game following a heart attack that ended Imlach's coaching career.



Sabres All-Time Captains & Coaches TEAM HISTORY



ALL-TIME SABRES ASSISTANT COACHES

PLAYER	YEARS	ASSISTANT COACH	YEARS
Roger Neilson	1979-80	Kevyn Adams	2011-12 – 2012-13
Jim Roberts	1979-80 – 1983-84	Teppo Numminen	2011-12 – 2013-14
Ron Smith	1980-81	Joe Sacco	2013-14
Nick Polano	1981-82	Jerry Forton	2013-14
Red Berenson	1982-83 – 1983-84	Bryan Trottier	2014-15
Joe Crozier	1984-85	Tom Coolen	2014-15
Craig Ramsay	1984-85 – 1986-87	Danny Flynn	2014-15
Barry Smith	1985-86 – 1988-89	Dave Barr	2015-16
John Van Boxmeer	1990-91 – 1991-92	Dan Lambert	2015-16
John Tortorella	1989-90 – 1994-95	Terry Murray	2015-16 – 2016-17
Terry Martin	1995-96	Bob Woods	2016-17
Paul Theriault	1996-97	Tom Ward	2016-17 – 2018-19
Mike Ramsey	1997-98 – 1999-00	Davis Payne	2017-18 – 2018-19
Don Lever	1987-88 – 1989-90	Chris Hajt	2017-18 – 2018-19
	1992-93 – 2001-02	Steve Smith	2018-19 – 2019-20
Scott Arniel	2002-03 – 2005-06	Mike Bales	2019-20
Brian McCutcheon	2000-01 – 2010-11	Don Granato	2019-20
James Patrick	2006-07 – 2012-13		



TEAM HISTORY

NHL AWARDS WON BY SABRES PLAYERS

NHL AWARDS	AWARD WINNERS	YEARS
Presidents' Trophy	Buffalo Sabres	(2006-07)
Hart Memorial Trophy	Dominik Hasek	(1997, 1998)
Art Ross Trophy	None	
Calder Memorial Trophy	Gilbert Perreault	(1971)
	Tom Barrasso	(1984)
	Tyler Myers	(2010)
James Norris Memorial Trophy	None	
Vezina Trophy	Bob Sauve & Don Edwards	(1980)
	Tom Barrasso	(1984)
	Dominik Hasek	(1994, 1995, 1997, 1998, 1999, 2001)
	Ryan Miller	(2010)
Conn Smythe Trophy	None	
Lady Byng Memorial Trophy	Gilbert Perreault	(1973)
Frank J. Selke Trophy	Craig Ramsay	(1985)
	Michael Peca	(1997)
William M. Jennings Trophy	Tom Barrasso & Bob Sauve	(1985)
	Dominik Hasek & Grant Fuhr	(1994)
	Dominik Hasek	(2001)
Lester B. Pearson Award	Dominik Hasek	(1997, 1998)
Jack Adams Award	Ted Nolan	(1997)
	Lindy Ruff	(2006)
Bill Masterton Memorial Trophy	Don Luce	(1975)
	Pat LaFontaine	(1995)
Lester Patrick Trophy	1980 U.S. Olympic Hockey Team	(Mike Ramsey & Rob McClanahan, 1980)
	Seymour H. Knox III & Pat LaFontaine	(1997)
King Clancy Memorial Trophy	Rob Ray	(1999)
NHL Foundation Award	Rob Ray	(1999)
	Ryan Miller	(2010)

NHL AWARDS & HONORS BY YEAR

1970-71	Calder Trophy: Gilbert Perreault East Division All-Star: Gilbert Perreault
1971-72	East Division All-Star: Rick Martin, Gilbert Perreault
1972-73	Lady Byng Trophy: Gilbert Perreault East Division All-Star: Rick Martin, Rene Robert
1973-74	NHL First-Team All-Star: Rick Martin (LW) East Division All-Star: Rick Martin, Dave Dryden, Gilbert Perreault
1974-75	Bill Masterton Trophy: Don Luce NHL First-Team All-Star: Rick Martin (LW) NHL Second-Team All-Star: Rene Robert (RW) Wales Conference All-Star: Rick Martin, Rene Robert, Jerry Korab, Don Luce
1975-76	NHL Second-Team All-Star: Gilbert Perreault (C), Rick Martin (LW) Wales Conference All-Star: Floyd Smith (Head Coach), Rick Martin, Jerry Korab, Craig Ramsay
1976-77	Charlie Conacher Memorial Trophy: Jim Lorentz NHL Second-Team All-Star: Gilbert Perreault (C), Rick Martin (LW) Wales Conference All-Star: Gerry Desjardins, Gilbert Perreault, Rick Martin, Jim Schoenfeld All-Star Game MVP: Rick Martin (2 goals)
1977-78	NHL Second-Team All-Star: Don Edwards (G) Wales Conference All-Star: Gilbert Perreault, Rick Martin
1978-79	NHL All-Star (Challenge Cup): Gilbert Perreault, Jim Schoenfeld
1979-80	Vezina Trophy: Don Edwards & Bob Sauve NHL Second-Team All-Star: Danny Gare, (RW), Jim Schoenfeld (D), Don Edwards (G) Wales Conference All-Star: Gilbert Perreault, Danny Gare, Jim Schoenfeld, Don Edwards



TEAM HISTORY



NHL AWARDS & HONORS BY YEAR

- 1980-81** Wales Conference All-Star: Scotty Bowman (Head Coach), Danny Gare, Bill Hajt
- 1981-82** Wales Conference All-Star Game: Mike Ramsey, John Van Boxmeer
- 1982-83** NHL All-Rookie Team: Phil Housley (D)
Wales Conference All-Star: Mike Ramsey
- 1983-84** Vezina Trophy: Tom Barrasso
Calder Trophy: Tom Barrasso
NHL First-Team All-Star: Tom Barrasso (G)
NHL All-Rookie Team: Tom Barrasso (G)
Wales Conference All-Star: Gilbert Perreault, Phil Housley
- 1984-85** Selke Trophy: Craig Ramsay
William M. Jennings Trophy: Tom Barrasso & Bob Sauve
NHL Second-Team All-Star: Tom Barrasso (G)
Wales Conference All-Star: Tom Barrasso, Bill Hajt, Mike Ramsey
- 1985-86** Wales Conference All-Star: Mike Ramsey
- 1986-87** NHL All-Star (Rendez-vous '87): Mike Ramsey
- 1987-88** NHL All-Rookie Team: Ray Sheppard (RW), Calle Johansson (D)
Wales Conference All-Star: Christian Ruuttu
NHL Player of the Month: Tom Barrasso (January 1988)
NHL Rookie of the Month: Ray Sheppard (February 1988)
- 1988-89** Wales Conference All-Star: Phil Housley
- 1989-90** NHL Second-Team All-Star: Daren Puppa (G)
Wales Conference All-Star: Pierre Turgeon, Dave Andreychuk, Daren Puppa, Phil Housley
- 1990-91** Wales Conference All-Star: Uwe Krupp
- 1991-92** Wales Conference All-Star: Alexander Mogilny
NHL Co-Player of the Month: Pat LaFontaine (January 1992)
- 1992-93** NHL Second-Team All-Star: Pat LaFontaine (C), Alexander Mogilny (RW)
Wales Conference All-Star: Alexander Mogilny, Pat LaFontaine
NHL Co-Player of the Month: Alexander Mogilny (January 1993)
- 1993-94** William M. Jennings Trophy: Dominik Hasek & Grant Fuhr
Vezina Trophy: Dominik Hasek
NHL First-Team All-Star: Dominik Hasek (G)
Eastern Conference All-Star: Alexander Mogilny
NHL Co-Player of the Month: Dominik Hasek (December 1993)
- 1994-95** Bill Masterton Trophy: Pat LaFontaine
Vezina Trophy: Dominik Hasek
NHL First-Team All-Star: Dominik Hasek (G)
Eastern Conference All-Star: Dominik Hasek
- 1995-96** Eastern Conference All-Star: Dominik Hasek
- 1996-97** Jack Adams Award: Ted Nolan
Hart Trophy: Dominik Hasek
Lester B. Pearson Award: Dominik Hasek
Vezina Trophy: Dominik Hasek
Selke Trophy: Michael Peca
Lester Patrick Trophy: Seymour H. Knox III & Pat LaFontaine
NHL First-Team All-Star: Dominik Hasek (G)
Eastern Conference All-Star: Dominik Hasek
- 1997-98** Hart Trophy: Dominik Hasek
Lester B. Pearson Award: Dominik Hasek
Vezina Trophy: Dominik Hasek
NHL First-Team All-Star: Dominik Hasek (G)
World Team All-Star: Dominik Hasek (Starting Goaltender)
NHL Player of the Month: Dominik Hasek (December 1997 & February 1998)
NHL Player of the Week: Dominik Hasek (Dec. 1-7, 1997)



TEAM HISTORY



NHL AWARDS & HONORS BY YEAR

- 1998-99**
 - Vezina Trophy: Dominik Hasek
 - King Clancy Trophy: Rob Ray
 - NHL First-Team All-Star: Dominik Hasek (G)
 - North America Team All-Star: Lindy Ruff (Head Coach)
 - World Team All-Star: Dominik Hasek (Starting Goaltender, Leading Vote-getter), Alexei Zhitnik
 - NHL Player of the Month: Dominik Hasek (December, 1998)
 - NHL Player of the Week: Dominik Hasek (Nov. 30-Dec. 6, 1998; Dec. 7-13, 1998; Apr. 5-11, 1999), Miroslav Satan (Feb. 15-21, 1999; Mar. 15-21, 1999)

- 1999-00**
 - World Team All-Star: Miroslav Satan
 - NHL Player of the Week: Martin Biron (Nov. 1-7, 1999), Dominik Hasek (Apr. 3-9, 2000)

- 2000-01**
 - Vezina Trophy: Dominik Hasek
 - William M. Jennings Trophy: Dominik Hasek
 - World Team All-Star: Dominik Hasek

- 2001-02**
 - World Team All-Star: Alexei Zhitnik
 - Selected to Future Stars Game at All-Star Game: Tim Connolly

- 2002-03**
 - Eastern Conference All-Star: Miroslav Satan
 - Selected to Future Stars Game at All-Star Game: Ryan Miller, Taylor Pyatt, Henrik Tallinder
 - NHL Player of the Week: Miroslav Satan (Dec. 1-7, 2002)
 - NHL Rookie of the Month: Ales Kotalik (January 2003)

- 2003-04**
 - Selected to Future Stars Game at All-Star Game: Derek Roy
 - NHL Defensive Player of the Week: Martin Biron (Oct. 20-26, 2003)

- 2005-06**
 - Jack Adams Award: Lindy Ruff
 - NHL Defensive Player of the Week: Ryan Miller (Dec. 19-25, 2005; Jan. 31-Feb 5, 2006)

- 2006-07**
 - NHL Second-Team All-Star: Thomas Vanek (LW)
 - Voted in as Eastern Conference All-Star Game starter: Ryan Miller (G), Daniel Briere (F), Brian Campbell (D)
 - Eastern Conference All-Star: Lindy Ruff (Head Coach)
 - All-Star Game MVP: Daniel Briere (1 goal, 4 assists)
 - First Star of the Month: Ryan Miller (October 2006)
 - Rookie of the Month: Drew Stafford (March 2007)
 - First Star of the Week: Maxim Afinogenov (Oct. 16-22, 2006)

- 2007-08**
 - Eastern Conference All-Star: Brian Campbell

- 2008-09**
 - Eastern Conference All-Star: Thomas Vanek
 - Third Star of the Month: Ryan Miller (January 2009)
 - First Star of the Week: Thomas Vanek (Oct. 13-19, 2008)
 - Third Star of the Week: Thomas Vanek (Dec. 8-14, 2008)

- 2009-10**
 - Vezina Trophy: Ryan Miller
 - Calder Trophy: Tyler Myers
 - NHL Foundation Award: Ryan Miller
 - NHL First-Team All-Star: Ryan Miller (G)
 - NHL All-Rookie Team: Tyler Myers (D)
 - NHL Rookie of the Month: Tyler Myers (January 2010)

- 2010-11**
 - Rookie All-Star Selection: Tyler Ennis
 - First Star of the Week: Ryan Miller (Mar. 21-27, 2011), Thomas Vanek (Apr. 4-10, 2011)
 - Second Star of the Week: Ryan Miller (Nov. 29-Dec. 5, 2010), Drew Stafford (Feb. 7-13, 2011), Andrej Sekera (Feb. 28-Mar. 6, 2011)
 - Third Star of the Week: Jhonas Enroth (Mar. 28-Apr. 3, 2011)

- 2011-12**
 - NHL All-Rookie Team: Jhonas Enroth (G)
 - NHL All-Star: Jason Pominville
 - Rookie All-Star Selection: Luke Adam
 - Third Star of the Month: Ryan Miller (March 2012)
 - NHL Rookie of the Month: Marcus Foligno (March 2012)
 - First Star of the Week: Ryan Miller (Feb. 27-Mar. 4, 2012)
 - Second Star of the Week: Ryan Miller (Mar. 19-25, 2012)



TEAM HISTORY

NHL AWARDS & HONORS WON BY YEAR

- 2012-13** Third Star of the Month: Thomas Vanek (January 2013)
First Star of the Week: Thomas Vanek (Jan. 28-Feb. 3, 2013)
- 2013-14** Second Star of the Week: Ryan Miller (Dec 23-29, 2013)
- 2014-15** NHL All-Star: Zemgus Girgensons (Leading Vote-getter)
First Star of the Week: Tyler Ennis (Dec. 8-14)
- 2015-16** NHL All-Rookie Team: Jack Eichel (C)
Atlantic Division All-Star: Ryan O'Reilly
Third Star of the Week: Jack Eichel (Jan. 25-31)
- 2016-17** Atlantic Division All-Star: Kyle Okposo
- 2017-18** Atlantic Division All-Star: Jack Eichel
Second Star of the Week: Jack Eichel (Jan. 22-28)
Third Star of the Week: Robin Lehner (Jan. 22-28), Jack Eichel (March 26-April 1)
- 2018-19** Atlantic Division All-Stars: Jack Eichel, Jeff Skinner
NHL All-Rookie Team: Rasmus Dahlin (D)
NHL Rookie of the Month: Rasmus Dahlin (November 2018)
Third Star of the Week: Jack Eichel (Dec. 10-16)





History of the Uniform TEAM HISTORY



UNIFORM 1970 TO 2019

Equipped with one of the National Hockey League's two new teams, the Knox Brothers sought a name for the club that would accompany the Vancouver Canucks into the 1970-71 season. A contest brought about the name "Sabres," which just needed a logo to become the trademark of hockey on the Niagara Frontier. The Sabres crest would remain identical over the first 26 years.

The crest which would adorn the blue, white and gold jerseys of Buffalo Sabres players from October 1970 until April 1996 reflected the team's name. Along with the Buffalo appeared two crossed sabres "renowned as a clean, sharp, decisive and penetrating weapon on offense, as well as a strong parrying weapon on defense," according to team Public Relations Director Chuck Burr's 1970 press release.

A few minor changes were seen in the Buffalo sweaters over the first 26 years, mostly simple accessory changes. After adding players' last names to the back of the sweaters a few years earlier, 1978-79 marked the first season the team's jerseys did not have drawstrings at the neckline and the debut of the team's crest on the shoulders. While the next season was Buffalo's 10th anniversary campaign, a patch honoring that winter's Olympic Games in Lake Placid, New York, was the notable change on the uniforms. The 1980 Winter Olympics is where the legendary "Miracle on Ice" would take place, and where the Sabres held their 1980 training camp. It was probably fitting that 10 years later, a Buffalo Sabres' 20th anniversary logo patch was embroidered on the front right shoulder of the players' uniforms for 1989-90. Two years later, the Sabres joined the other NHL teams in wearing a commemorative patch for the league's 75th anniversary, and fans even had the opportunity to see it on both the home and road jerseys as Buffalo joined 15 other teams in the season-long celebration. For the second half of that season, the Sabres wore their road jerseys at home and donned the home jerseys for away games, to complement the "original six" teams who wore "throwback jerseys." A Stanley Cup centennial patch appeared on the 1992-93 uniforms. Buffalo would again recognize a significant anniversary with a special 25th anniversary logo, which was designed for the team's 1994-95 campaign. Players wore the fifth patch in seven years on the team's sweaters in 1995-96 (bearing jersey number one), remembering former NHL goalie Roger Crozier, who played six of his 14 seasons in the league in Buffalo.

The 1996-97 season began a new era in Buffalo Sabres hockey with a new home, new colors and a new logo. The Sabres' new colors would be black, white, red, gray and silver, featuring a white buffalo head as the new team logo. A secondary logo of a "B" with the familiar sabre piercing through it would also be featured on the shoulder of the new jerseys. In their first season in the new uniforms, the Sabres honored the memory of co-founder Seymour H. Knox III with a circular patch bearing the initials SHK III.

On Nov. 22, 2000, the Sabres unveiled the team's third jersey against the Philadelphia Flyers. The third jersey was a tribute to the original sweater, while incorporating colors and elements from the current design, unveiled in 1996. The organization chose from over 50 different concepts and developed a blend of the 1970s blue and gold crest, featuring the traditional circle and crossed Sabres logo, adorned on a red-based jersey, trimmed in the team's black and silver of the 1990s. The word "BUFFALO" appeared on the lower trim to signify the team's proud attachment to its hometown. The third jersey also featured the current Sabres white buffalo-head logo appearing on the shoulders. The Sabres also wore their original blue and yellow colors with the former logo and design for the season finale, April 4, 2003, against New Jersey.

The Sabres new uniform scheme, unveiled on September 16, 2006, took its inspiration from the original Sabres uniform (1971-1996) and second uniform (1996-2005). The design was a collaborative effort between the Sabres and Reebok International. The new "blue and gold" colors were altered to a deeper navy blue and richer gold that had a greater visual impact both in person and on television broadcasts. Silver accents and a revised "B-Sabre" logo were carried over from the team's second uniform. Unique in the NHL, the new uniforms had player numbers on the front of the jersey. Buffalo also debuted a new alternate uniform that was the original blue uniform from 1970 with the player number on the front like on the newly designed uniforms. The alternate jersey was only worn for the 2006-07 season.

For the Winter Classic game on Jan. 1, 2008, the Sabres wore a modified version of the team's original white jerseys. This was the only time the jersey was worn that season.

The Sabres introduced a new third jersey in 2008-09 that incorporated design elements from the original uniforms while linking elements from the current jerseys. The team's original road uniform (1971-1996) was updated to incorporate the darker navy blue and rich gold featured in the current uniforms along with silver accents to give dimension to the original design. The player numbers appeared on the front of the uniform and a neck tie was incorporated, similar to what was worn by the team the first seven years Buffalo was in the league. The original crossed Sabres logo also features silver accents to give a beveled look to the team's original logo. The jersey was designed to incorporate the design elements of the Reebok EDGE uniform system.

During the 2010-11 season the Sabres completed the return to their roots, adopting a uniform at home and on the road that recalled elements of the first uniform in franchise history. At home, the Sabres utilized the team's previous third jersey. On the road, they donned a white jersey that incorporates the same accent elements of the updated home jersey. The team also unveiled an all new 40th anniversary uniform. This classically-designed uniform was a tribute to not only the history of Buffalo hockey, but early NHL jersey designs of the past. The 40th anniversary alternate jersey was worn 12 times at HSBC Arena during the 2010-11 season and continued to serve as the team's alternate jersey in 2011-12.

The Sabres unveiled another new alternate jersey prior to the 2013-14 season that the team would wear for two seasons. Challenged by Sabres ownership to use gold as the primary jersey color for the first time in team history, the Sabres' creative team – in collaboration with Reebok – created a two-tone jersey with gold as the primary color on the front and navy blue on the back. A newly designed Buffalo Sabres wordmark appeared on the players' pant leg as well as just below the neckline on the main jersey, right above the Sabres' traditional crest on the front of the jersey. Additionally, a unique font and number art were designed by Reebok and were inspired by the tips of actual sabers. The all-new font was used for the jersey numbers as well as players' names. Captain and alternate captain insignia incorporated crossed sabers as design elements and the patches were moved from the traditional spot on the chest to the shoulder of the jersey.

The team saw minor changes to both its home and road jerseys when the NHL partnered with adidas before the 2017-18 season to unveil new authentic jerseys for all 31 NHL teams utilizing the company's ADIZERO technology and design elements. While each Sabres jersey retained its general appearance, the most significant changes included the removal of the silver piping and gray accents on the sides of the jerseys.

The Sabres appeared in their second Winter Classic in on Jan. 1, 2018, the 10-year anniversary of the inaugural game in Buffalo. To commemorate the



History of the Uniform TEAM HISTORY



UNIFORM 1970 TO 2019

occasion, the team wore a white jersey that combined design concepts from the franchise's early years with modifications of the team's current logo and elements from the team's 40th anniversary jersey. In addition to minor illustration adjustments to the logo's buffalo and swords, the initials "NY" were added as a marker of the intrastate matchup. The crest and the numbers on the official game jerseys were executed in felt and faux leather materials as a nod to historical "hockey sweater" material construction.

In addition to the crest, the uniform featured three secondary marks: a newly designed shoulder patch that abstracted the Buffalo from the crest and filled it with the team's name; a pair of crossed swords on the pants, also abstracted from the crest; and the Buffalo script wordmark from team's 40th anniversary jersey, now located on the helmet. Following the Winter Classic, the team wore a Winter Classic-style jersey with minor modifications to the one worn at the outdoor game as an alternate jersey for three home games in 2018.

In August 2019, the team unveiled a new alternate jersey to be worn for the team's "Golden Season" 50th anniversary celebration in 2019-20. The jersey was made up of a white base adorned with the iconic Sabres crest in fluorescent gold and navy blue. In homage to the team's history, the jersey included five stripes representing each of the franchise's decades on both sleeves and the jersey's bottom, as well as an inner neckline featuring logos from throughout the team's history.

The Golden Season alternate jersey was only part of the team's 2019 nod toward the past – the Sabres also announced that the 2019-20 season would be the final time the team would wear their navy uniforms, as the team would return to royal blue as its primary color in 2020-21.



1970 Home Jersey



1970 Road Jersey



1978 Home Jersey



1978 Road Jersey



1996 Home Jersey



1996 Road Jersey



History of the Uniform TEAM HISTORY



UNIFORM 1970 TO 2019



2000 Alternate Jersey



2006 Alternate Jersey



2006 Home Jersey



2006 Road Jersey



2008 Alternate Jersey



2008 Winter Classic Jersey



2010 Home Jersey



2010 Road Jersey



History of the Uniform TEAM HISTORY



UNIFORM 1970 TO 2019



2010 Alternate Jersey



2013 Alternate Jersey



2017 Home Jersey



2017 Road Jersey



icethetics
2018 Winter Classic Jersey



2019 Alternate Jersey



TEAM HISTORY

1970

PLAYER	RD.	NO.	POS.	LAST TEAM
Perreault, Gilbert	1	1	C	Montreal Jr. Canadiens
Deadmarsh, Butch	2	15	LW	Brandon Wheat Kings
Cuddie, Steve	3	29	D	Toronto Marlboros
Wyrozub, Randy	4	43	C	Edmonton Oil Kings
Morton, Mike	5	57	F	Shawinigan Bruins
Keeler, Tim	6	71	D	Niagara Falls Flyers
Regan, Tim	7	84	G	Boston University
Rombough, Doug	8	97	C	St. Catharines Black Hawks
Nadeau, Luc	9	107	C	Drummondville Rangers

1971

PLAYER	RD.	NO.	POS.	LAST TEAM
Martin, Richard	1	5	LW	Montreal Jr. Canadiens
Ramsay, Craig	2	19	LW	Peterborough TPT's
Hajt, Bill	3	33	D	Saskatoon Blades
Richer, Robert	4	47	C	Three Rivers Dukes
Warr, Steve	5	61	D	Clarkson University
Duguay, Pierre	6	75	C	Quebec Remparts

1972

PLAYER	RD.	NO.	POS.	LAST TEAM
Schoenfeld, Jim	1	5	D	Niagara Falls Flyers
Carriere, Larry	2	25	D	Loyola Univ. (Montreal)
McMasters, Jim	3	37	D	Calgary Centennials
Campeau, Richard	4	53	D	Sorel Black Hawks
Gratton, Gilles	5	69	G	Oshawa Generals
McNab, Peter	6	85	RW	University of Denver

1973

PLAYER	RD.	NO.	POS.	LAST TEAM
Titanic, Morris	1	12	LW	Sudbury Wolves
Landry, Jean	2	28	D	Quebec Remparts
Deschamps, Andre	3	44	LW	Quebec Remparts
Dupuis, Yvon	4	60	LW	Quebec Remparts
Smulders, Bob	5	76	RW	Peterborough TPT's
Korzack, Neil	6	92	RW	Peterborough TPT's
Young, Bob	7	108	D	University of Denver
O'Connell, Tim	8	124	RW	University of Vermont

1974

PLAYER	RD.	NO.	POS.	LAST TEAM
Fogolin, Lee	1	11	D	Oshawa Generals
Gare, Danny	2	29	RW	Calgary Centennials
Deziel, Michel	3	47	LW	Sorel Black Hawks
McIntosh, Paul	4	65	D	Peterborough TPT's
Lariviere, Gary	5	83	D	St. Catharines Black Hawks
Given, David	6	101	D	Brown University
Noreau, Bernard	7	119	RW	Laval National
Constantin, Charles	8	136	LW	Quebec Remparts
Jodzio, Rick	9	153	LW	Hamilton Red Wings
Smith, Derek	10	168	C	Ottawa 67's
Tsujimoto, Taro	11	183	C	Tokyo Katanas
Geoffrion, Bob	12	196	LW	Cornwall Royals

1975

PLAYER	RD.	NO.	POS.	LAST TEAM
Sauve, Bob	1	17	G	Laval National
Breitenbach, Ken	2	35	D	St. Catharines Black Hawks
Martin, Terry	3	44	LW	London Knights
McAdam, Gary	3	53	RW	St. Catharines Black Hawks
Neeld, Greg	4	71	D	Calgary Centennials
Edwards, Don	5	89	G	Kitchener Rangers
Minor, Jim	6	107	LW	Regina Pats
Rowe, Grant	7	125	D	Ottawa 67's
Tidey, Alex	8	143	RW	Lethbridge Broncos
Whitby, Andy	9	159	RW	Oshawa Generals
Moher, Len	10	174	G	University of Notre Dame



TEAM HISTORY

1976

PLAYER	RD.	NO.	POS.	LAST TEAM
Kowal, Joe	2	33	LW	Hamilton Fincups
Maze, Henry	4	69	LW	Edmonton Oil Kings
Roscoe, Ron	5	87	D	Hamilton Fincups
Lemieux, Don	6	105	D	Three Rivers Draveurs

1977

PLAYER	RD.	NO.	POS.	LAST TEAM
Seiling, Ric	1	14	RW	St. Catharines Fincups
Areschenkoff, Ron	2	32	C	Medicine Hat Tigers
Stewart, Bill	4	68	D	Niagara Falls Flyers
Sirois, Richard	5	86	G	Laval National
Ramsey, Wayne	6	104	D	Brandon Wheat Kings

1978

PLAYER	RD.	NO.	POS.	LAST TEAM
Playfair, Larry	1	13	D	Portland Winter Hawks
McKegney, Tony	2	32	LW	Kingston Canadiens
McClanahan, Rob	3	49	LW	University of Minnesota
Gazdic, Mike	4	66	D	Sudbury Wolves
Ireland, Randy	5	82	G	Portland Winter Hawks
McGregor, Cam	6	99	LW	Cornwall Royals
Eastman, Dan	7	116	C	London Knights
Stroebel, Eric	8	133	C	University of Minnesota
O'Sullivan, Eugene	9	150	C	Calgary Wranglers

1979

PLAYER	RD.	NO.	POS.	LAST TEAM
Ramsey, Mike	1	11	D	University of Minnesota
Ruff, Lindy	2	32	D	Lethbridge Broncos
Robinson, Mark	3	53	D	Victoria Cougars
Cloutier, Jacques	3	55	G	Three Rivers Draveurs
Hamel, Gilles	4	74	LW	Laval National
Haworth, Alan	5	95	C	Sherbrooke Beavers
Knickle, Rick	6	116	G	Brandon Wheat Kings

1980

PLAYER	RD.	NO.	POS.	LAST TEAM
Patrick, Steve	1	20	RW	Brandon Wheat Kings
Moller, Mike	2	41	RW	Lethbridge Broncos
McKenna, Sean	3	56	RW	Sherbrooke Beavers
North, Jay	3	62	C	Jefferson (Minn.) H.S.
Wiemer, Jim	4	83	D	Peterborough Petes
Rueter, Dirk	5	104	D	Sault St. Marie Greyhounds
Naud, Daniel	6	125	D	Sorel Black Hawks
Paavola, Jari	7	146	G	T.P.S. (Finland)
Cunneyworth, Randy	8	167	C	Ottawa 67's
Beckon, Dave	9	188	C	Peterborough Petes
Bader, John	10	209	LW	Irondale (Minn.) H.S.

1981

PLAYER	RD.	NO.	POS.	LAST TEAM
Dudacek, Jiri	1	17	RW	Czechoslovakia
Virta, Hannu	2	38	D	T.P.S. (Finland)
Aldred, Jim	3	59	LW	Kingston Canadiens
Chisholm, Colin	3	60	D	Calgary Wranglers
Eatough, Jeff	4	80	RW	Cornwall Royals
Wikberg, Anders	4	83	LW	Timra (Sweden)
Eivola, Mauri	5	101	C	T.P.S. (Finland)
Butorac, Ali	6	122	D	Ottawa 67's
Leime, Heikki	7	143	D	T.P.S. (Finland)
Orlando, Gates	8	164	C	Providence College
Sebek, Venci	9	185	D	Niagara Falls Flyers
Harper, Warren	10	206	RW	Prince Albert



TEAM HISTORY

1982

PLAYER	RD.	NO.	POS.	LAST TEAM
Housley, Phil	1	6	D	South St. Paul (Minn.) H.S.
Cyr, Paul	1	9	LW	Victoria Cougars
Andreychuk, Dave	1	16	C	Oshawa Generals
Anderson, Mike	2	26	C	North St. Paul (Minn.) H.S.
Johansson, Jens	2	30	D	Pitea (Sweden)
Jutila, Timo	4	68	D	Tappara (Finland)
Hamilton, Jeff	4	79	C	Providence College
Logan, Bob	5	100	RW	West Island
Parker, Jeff	6	111	C	Mariner (Minn.) H.S.
Gustavsson, Jacob	6	121	G	Almtuna (Sweden)
Bishop, Alan	7	142	D	Niagara Falls Flyers
Verret, Claude	8	163	C	Three Rivers Draveurs
Norman, Rob	9	184	RW	Cornwall Royals
Craig, Mike	10	205	G	Billings Bighorns
Plankers, Jim	11	226	D	Cloquet (Minn.) H.S.

1983

PLAYER	RD.	NO.	POS.	LAST TEAM
Barrasso, Tom	1	5	G	Acton-Boxborough H.S.
Lacombe, Normand	1	10	RW	Univ. of New Hampshire
Creighton, Adam	1	11	C	Ottawa 67's
Tucker, John	2	31	C	Kitchener Rangers
Hajdu, Richard	2	34	LW	Kamloops Jr. Oilers
Puppa, Daren	4	74	G	Kirkland Lake Intermediates
Meyer, Jayson	5	94	D	Regina Pats
Hofford, James	6	114	D	Windsor Spitfires
Ruuttu, Christian	7	134	C	Assat (Finland)
McSween, Don	8	154	D	Redford (Mich.) Royals
Hoover, Tim	9	174	D	Sault St. Marie Greyhounds
Ferner, Mark	10	194	D	Kamloops Blazers
Krupp, Uwe	11	214	D	Kolner (West Germany)
Hamelin, Marc	12	234	G	Shawinigan Cataracts
Salfi, Kermit	12	235	LW	Northwood Prep H.S.

1984

PLAYER	RD.	NO.	POS.	LAST TEAM
Andersson, Mikael	1	18	LW	Vastra Frolunda (Sweden)
Trapp, Doug	2	39	LW	Regina Pats
Sheppard, Ray	3	60	RW	Cornwall Royals
Halkidis, Bob	4	81	D	London Knights
Rampton, Joey	5	102	LW	Sault Ste. Marie Greyhounds
Gasseau, James	6	123	D	Drummondville
Wakaluk, Darcy	7	144	G	Kelowna Wings
Stambert, Orwar	8	165	D	Djurgardens (Sweden)
McKinnon, Brian	10	207	C	Ottawa 67's
Delcourt, Grant	11	228	RW	Kelowna Wings
Baker, Sean	12	249	LW	Seattle Breakers

1985

PLAYER	RD.	NO.	POS.	LAST TEAM
Johansson, Calle	1	14	D	Vastra Frolunda (Sweden)
Hogue, Benoit	2	35	C	St. Jean Beavers
Gretzky, Keith	3	56	C	Windsor Compuware Spitfires
Moylan, Dave	4	77	D	Sudbury Wolves
Priestlay, Ken	5	98	C	Victoria Cougars
Reekie, Joe	6	119	D	Cornwall Royals
Matikainen, Petri	7	140	D	Sapko (Finland)
Kaese, Trent	8	161	RW	Lethbridge Broncos
Sejba, Jiri	9	182	LW	Dukla Jihlava (Czech.)
Sutton, Boyd	10	203	C	Stratford Jr. B
Larose, Guy	11	224	C	Guelph Platers
Baumgartner, Ken	12	245	D	Prince Albert Raiders

1986

PLAYER	RD.	NO.	POS.	LAST TEAM
Anderson, Shawn	1	5	D	Team Canada
Brown, Greg	2	26	D	St. Mark's H.S.
Corkum, Bob	3	47	RW	University of Maine

Note: S in round number refers to the supplemental draft.



TEAM HISTORY

1986

PLAYER	RD.	NO.	POS.	LAST TEAM
Kerr, Kevin	3	56	RW	Windsor Compuware Spitfires
Baseggio, David	4	68	D	Yale University
Rooney, Larry	5	89	D	Thayer
Baldris, Miguel	6	110	D	Shawinigan Cataracts
Hartman, Mike	7	131	RW	North Bay Centennials
Guay, Francois	8	152	LW	Laval Titans
Whitham, Shawn	9	173	D	Providence College
Rein, Kenton	10	194	G	Prince Albert Raiders
Arndt, Troy	11	215	D	Portland Winter Hawks
Capello, Jeff	S1	5	LW	University of Vermont
Cullen, John	S2	10	C	Boston University

1987

PLAYER	RD.	NO.	POS.	LAST TEAM
Turgeon, Pierre	1	1	C	Granby Bisons
Miller, Brad	2	22	D	Regina Pats
MacVicar, Andrew	3	53	LW	Peterborough Petes
Bradley, John	4	84	G	New Hampton H.S.
Pergola, David	5	85	RW	Belmont Hill H.S.
Marshall, Chris	6	106	LW	Boston College H.S.
Flanigan, Paul	7	127	D	New Hampton H.S.
Dooley, Sean	8	148	D	Groton
Roberts, Tim	8	153	C	Deerfield Academy
Tkachuk, Grant	9	169	LW	Saskatoon Blades
Herbers, Ian	10	190	D	Swift Current Broncos
Littman, David	11	211	G	Boston College
MacIssac, Allan	12	232	LW	Guelph Platers
Snuggerud, Dave	S1	1	LW	University of Minnesota
de Carle, Mike	S2	6	RW	Lake Superior St.

1988

PLAYER	RD.	NO.	POS.	LAST TEAM
Savage, Joel	1	13	RW	Victoria Cougars
Loewen, Darcy	3	55	LW	Spokane Chiefs
Carney, Keith	4	76	D	Mt. St. Charles H.S.
Mogilny, Alexander	5	89	RW	ZSKA Moscow
Ray, Rob	5	97	LW	Cornwall Royals
Di Vita, David	6	106	D	Lake Superior State
McLaughlin, Mike	6	118	LW	Choate
Griffith, Mike	7	139	RW	Ottawa 67's
Ruoho, Daniel	8	160	D	Madison Memorial H.S.
Flaherty, Wade	9	181	G	Victoria Cougars
Nieman, Thomas	11	223	RW	Choate
Wallwork, Robert	12	244	C	Miami (Ohio) University
Davies, Clarke	S3	18	D	Ferris State University

1989

PLAYER	RD.	NO.	POS.	LAST TEAM
Haller, Kevin	1	14	D	Regina Pats
Thomas, Scott	3	56	RW	Nichols (N.Y.) H.S.
MacDonald, Doug	4	77	C	University of Wisconsin
Sutton, Ken	5	98	D	Saskatoon Blades
Pye, Bill	6	107	G	Northern Michigan University
Barkley, Mike	6	119	RW	University of Maine
Plante, Derek	8	161	C	Cloquet (Minn.) H.S.
Audette, Donald	9	183	RW	Laval Titans
Astley, Mark	10	194	D	Lake Superior State
Nelson, John	10	203	C	Toronto Marlboros
Henderson, Todd	11	224	G	Thunder Bay
Bavis, Michael	12	245	RW	Cushing Academy
Boyce, Ian	S3	19	LW	University of Vermont

1990

PLAYER	RD.	NO.	POS.	LAST TEAM
May, Brad	1	14	LW	Niagara Falls Thunder
McCarthy, Brian	4	82	C	Pingree H.S. (Mass.)
Smehlik, Richard	5	97	D	Vitkovice (Czech.)

Note: S in round number refers to the supplemental draft.



TEAM HISTORY

1990

PLAYER	RD.	NO.	POS.	LAST TEAM
Bojcun, Todd	5	100	G	Peterborough (OHL)
Pascall, Brad	5	103	D	University of North Dakota
Gordiouk, Viktor	7	142	LW	Krylja Sovetov
Nedoma, Milan	8	166	D	Zetor Brno (Czech.)
Winch, Jason	9	187	LW	Niagara Falls Thunder
Naud, Sylvain	10	208	RW	Laval Titans
Martin, Kenneth	11	229	LW	Belmont Hill (Mass.) H.S.
Rubachuk, Brad	12	250	C	Lethbridge Hurricanes
McFarlane, Shane	S3	24	C	University of North Dakota

1991

PLAYER	RD.	NO.	POS.	LAST TEAM
Boucher, Philippe	1	13	D	Granby Bisons
Dawe, Jason	2	35	LW	Peterborough Petes
Young, Jason	3	57	LW	Sudbury Wolves
Ambroziak, Peter	4	72	LW	Ottawa 67's
Shields, Steve	5	101	G	Univ. of Michigan
O'Donnell, Sean	6	123	D	Sudbury Wolves
Holzinger, Brian	6	124	C	Detroit Red Wings Jr. A
Snell, Chris	7	145	D	Ottawa 67's
Kuntos, Jiri	8	162	D	Jihlava (Czech.)
Iob, Tony	9	189	LW	Sault St. Marie Greyhounds
Meany, Spencer	10	211	RW	St. Lawrence University
Volkov, Mihail	11	233	RW	Krylja (U.S.S.R.)
Smith, Mike	12	255	D	Lake Superior State
Steer, Jamie	S3	19	RW	Michigan Tech

1992

PLAYER	RD.	NO.	POS.	LAST TEAM
Cooper, David	1	11	D	Medicine Hat (WHL)
Cierny, Jozef	2	35	LW	Zvolen (Czech)
Steiner, Ondrej	3	59	C	Plzen (Czech)
Melanson, Dean	4	80	D	St. Hyacinthe (QMJHL)
Barnaby, Matthew	4	83	LW	Beauport (QMJHL)
Ketterer, Markus	5	107	G	Jokerit (Finland)
Khmylev, Yuri	5	108	LW	Krylja (CIS)
Rushforth, Paul	6	131	C	North Bay (OHL)
Tiltgen, Dean	8	179	C	Tri-City (WHL)
Simon, Todd	9	203	C	Niagara Falls (OHL)
Kowalsky, Rick	10	227	RW	Sault St. Marie (OHL)
Clancy, Chris	11	251	LW	Cornwall (OHL)

1993

PLAYER	RD.	NO.	POS.	LAST TEAM
Tsygurov, Denis	2	38	D	Lada Togliatti (CIS)
Philpott, Ethan	3	64	RW	Phillips Andover Academy
Safarik, Richard	5	116	LW	Nitra (EUR)
Pozzo, Kevin	6	142	D	Moose Jaw (WHL)
Petrenko, Sergei	7	168	LW	Dynamo Moscow (CIS)
Barrie, Mike	8	194	C	Victoria (WHL)
Moore, Barrie	9	220	LW	Sudbury (OHL)
Davis, Chris	10	246	G	Calgary Royals (Tier 2)
Nichol, Scott	11	272	C	Portland (WHL)

1994

PLAYER	RD.	NO.	POS.	LAST TEAM
Primeau, Wayne	1	17	C	Owen Sound (OHL)
Brown, Curtis	2	43	C	Moose Jaw (WHL)
Ndur, Rumun	3	69	D	Guelph (OHL)
Klimentiev, Sergei	5	121	D	Medicine Hat (WHL)
Benazic, Cal	6	147	D	Medicine Hat (WHL)
Plouffe, Steve	7	168	G	Granby (QMJHL)
Hnidy, Shane	7	173	D	Prince Albert (WHL)
Webb, Steve	7	176	RW	Peterborough (OHL)
Westerby, Bob	8	199	LW	Kamloops (WHL)
Millar, Craig	9	225	D	Swift Current (WHL)
Polak, Mark	10	251	C	Medicine Hat (WHL)
Wright, Shayne	11	277	D	Owen Sound (OHL)

Note: S in round number refers to the supplemental draft.



TEAM HISTORY

1995

PLAYER	RD.	NO.	POS.	LAST TEAM
McKee, Jay	1	14	D	Niagara Falls (OHL)
Biron, Martin	1	16	G	Beauport (QMJHL)
Dutiaume, Mark	2	42	LW	Brandon (WHL)
Sunderland, Mathieu	3	68	RW	Drummondville (QMJHL)
Davidson, Matt	4	94	RW	Portland (WHL)
Menhart, Marian	5	111	D	Litvinov (Czech)
Popp, Kevin	5	119	D	Seattle (WHL)
Bienvenue, Daniel	5	123	LW	Val d'Or (QMJHL)
Scott, Brian	7	172	C	Kitchener (OHL)
Zanutto, Mike	8	198	C	Oshawa (OHL)
Skrlac, Rob	9	224	LW	Kamloops (WHL)

1996

PLAYER	RD.	NO.	POS.	LAST TEAM
Rasmussen, Erik	1	7	C/LW	University of Minnesota
Sarich, Cory	2	27	D	Saskatoon (WHL)
Van Oene, Darren	2	33	LW	Brandon (WHL)
Methot, Francois	3	54	C	St-Hyacinthe (QMJHL)
Walsh, Kurt	4	87	RW	Owen Sound (OHL)
Martone, Mike	4	106	D	Peterborough (OHL)
Tezikov, Alexei	5	115	D	Lada Togliatti (Russia)
Davis, Ryan	6	142	RW	Owen Sound (OHL)
Mortier, Darren	6	161	C	Sarnia (OHL)
Buhler, Scott	9	222	G	Medicine Hat (WHL)

1997

PLAYER	RD.	NO.	POS.	LAST TEAM
Noronen, Mika	1	21	G	Tappara (Finland)
Tallinder, Henrik	2	48	D	AIK (Sweden)
Afinogenov, Maxim	3	69	RW	Dynamo (Russia)
Martin, Jeff	3	75	C	Windsor (OHL)
Theoret, Luc	4	101	D	Lethbridge (WHL)
DiRoberto, Torrey	5	128	C	Seattle (WHL)
Campbell, Brian	6	156	D	Ottawa (OHL)
Adduono, Jeremy	7	184	RW	Sudbury (OHL)
Piros, Kamil	8	212	C	Litvinov (Czech)
Kemp, Dylan	9	238	D	Lethbridge (WHL)

1998

PLAYER	RD.	NO.	POS.	LAST TEAM
Kalinin, Dimitri	1	18	D	Traktor (Russia)
Peters, Andrew	2	34	LW	Oshawa (OHL)
Milley, Norman	2	47	RW	Sudbury (OHL)
Kristek, Jaroslav	2	50	RW	ZPS Zlin (Czech)
Pandolfo, Mike	3	77	LW	St. Sebastien's
Goldade, Aaron	5	137	C	Brandon (WHL)
Kotalik, Ales	6	164	RW	HC Ceske Budejovice (Czech)
Moran, Brad	7	191	C	Calgary (WHL)
Moravec, David	8	218	RW	HC Vitkovice (Czech)
Terglav, Edo	9	249	RW	Baie-Comeau (QMJHL)

1999

PLAYER	RD.	NO.	POS.	LAST TEAM
Heisten, Barrett	1	20	LW	University of Maine
Bartovic, Milan	2	35	RW	Trencin (Slovakia)
Janik, Doug	2	55	D	University of Maine
Zigomanis, Michael	2	64	C	Kingston (OHL)
Preston, Tim	3	73	LW	Seattle (WHL)
Mosovsky, Karel	4	117	LW	Regina (WHL)
Miller, Ryan	5	138	G	Soo (NAHL)
Kinch, Matthew	5	146	D	Calgary (WHL)
Hyacinthe, Seneque	6	178	LW	Val D'Or (QMJHL)
Dececco, Bret	7	206	RW	Seattle (WHL)
Self, Brad	8	235	C	Peterborough (OHL)
Brunel, Craig	9	263	RW	Prince Albert (WHL)



TEAM HISTORY

2000

PLAYER	RD.	NO.	POS.	LAST TEAM
Kriukov, Artem	1	15	C	Yaroslavl (Russia)
Decaire, Gerard	2	48	D	Seattle (WHL)
Rousseau, Ghyslain	4	111	G	Baie-Comeau (QMJHL)
Denisov, Denis	5	149	D	HC Moscow (Russia)
Bizyayev, Vasily	7	213	F	CSKA Jr. (Russia)
Gaustad, Paul	7	220	C/LW	Portland (WHL)
McMorrow, Sean	8	258	D	Kitchener (OHL)
Courtney, Ryan	9	277	LW	Windsor (OHL)

2001

PLAYER	RD.	NO.	POS.	LAST TEAM
Novotny, Jiri	1	22	C	Budejovice (Czech)
Roy, Derek	2	32	C	Kitchener (OHL)
Thorburn, Chris	2	50	C	North Bay (OHL)
Pominville, Jason	2	55	RW	Shawinigan (QMJHL)
Vondrka, Michal	5	155	LW	Budejovice (Czech)
Aslund, Calle	8	234	D	Huddinge (Sweden)
Dubec, Marek	8	247	D	Vsetin (Slovakia)
Jorde, Ryan	9	279	D	Tri-City (WHL)

2002

PLAYER	RD.	NO.	POS.	LAST TEAM
Ballard, Keith	1	11	D	University of Minnesota
Paille, Daniel	1	20	LW	Guelph (OHL)
Tessier, Michael	3	76	LW	Acadie-Bathurst (QMJHL)
Adams, John	3	82	D	Boston College
Hulva, Jakub	4	108	F	Citkovic (Czech)
Magers, Marty	4	121	G	Omaha (USHL)
Sheviev, Maxim	6	178	C	Elemash Elektorstal (Russia)
Hecl, Radoslav	7	208	D	Bratislava (Slovakia)
Wideman, Dennis	8	241	D	London (OHL)
Cizek, Martin	9	271	D	HC Slavia Praha (Czech)

2003

PLAYER	RD.	NO.	POS.	LAST TEAM
Vanek, Thomas	1	5	LW	University of Minnesota
Fabry, Branislav	2	65	RW	Bratislava Jr. (Slovakia)
MacArthur, Clarke	3	74	LW	Medicine Hat (WHL)
Hejda, Jan	4	106	D	HC Slavia Praha (Czech)
Ezhov, Denis	4	114	D	Togliatti (Russia)
Morrow, Thomas	5	150	D	Des Moines (USHL)
Voroshinin, Pavel	6	172	D	Mississauga (OHL)
Paetsch, Nathan	7	202	D	Moose Jaw (WHL)
Weber, Jeff	8	235	G	Plymouth (OHL)
Martin, Louis-Phillippe	9	266	RW	Baie-Comeau (QMJHL)

2004

PLAYER	RD.	NO.	POS.	LAST TEAM
Stafford, Drew	1	13	RW	University of North Dakota
Funk, Michael	2	43	D	Portland (WHL)
Sekera, Andrej	3	71	D	Trencin Jr. (Slovakia)
Valent, Michal	5	145	G	Martin Jr. (Slovakia)
Kaleta, Patrick	6	176	RW	Peterborough (OHL)
Mancari, Mark	7	207	RW	Ottawa (OHL)
Card, Mike	8	241	D	Kelowna (WHL)
Hunter, Dylan	9	273	LW	London (OHL)

2005

PLAYER	RD.	NO.	POS.	LAST TEAM
Zagrapan, Marek	1	13	C	Chicoutimi (QMJHL)
Gogulla, Philippe	2	48	LW	Koln (Germany)
Graghani, Marc-Andre	3	87	D	PEI (QMJHL)
Butler, Chris	4	96	D	Sioux City (USHL)
Gerbe, Nathan	5	142	C	US Under-18 (USDL)
Dennis, Adam	6	182	G	London (OHL)
Buravchikov, Vyacheslav	6	191	D	Kryja (Russia)
Generous, Matt	7	208	D	N.E. Jr. Falcons (EJHL)
Orpik, Andrew	7	227	D	Thayer Academy (USHSE)



TEAM HISTORY

2006

PLAYER	RD.	NO.	POS.	LAST TEAM
Persson, Dennis	1	24	D	Vasteras Jr. (Sweden)
Enroth, Jhonas	2	46	G	Sodertalje (Sweden)
Weber, Mike	2	57	D	Windsor (OHL)
Schutz, Felix	4	117	C	Saint John (QMJHL)
Biega, Alex	5	147	D	Salisbury (USHS)
Breault, Benjamin	7	207	C	Baie Comeau (QMJHL)

2007

PLAYER	RD.	NO.	POS.	LAST TEAM
Brennan, T.J.	2	31	D	St. John's (QMJHL)
Schiestel, Drew	2	59	D	Mississauga (OHL)
Tropp, Corey	3	89	F	Sioux Falls (USHL)
Eidsness, Bradley	5	139	G	Okotoks (AJHL)
Allard, Jean-Simon	5	147	C	St. John's (QMJHL)
Byron, Paul	6	179	C	Gatineau (QMJHL)
Eno, Nick	7	187	G	Green Mountain (EJHL)
Mackenzie, Drew	7	209	D	The Taft School (USHS)

2008

PLAYER	RD.	NO.	POS.	LAST TEAM
Myers, Tyler	1	12	D	Kelowna (WHL)
Ennis, Tyler	1	26	LW	Medicine Hat (WHL)
Adam, Luke	2	44	LW	St. John's (WHL)
Fienhage, Cory	3	81	D	Eastview (USHS)
Jokinen, Justin	4	101	RW	Cloquet (USHS)
Southorn, Jordon	4	104	D	PEI (QMJHL)
Lagace, Jacob	5	134	LW	Chicoutimi (QMJHL)
Crawford, Nick	6	164	D	Saginaw (OHL)

2009

PLAYER	RD.	NO.	POS.	LAST TEAM
Kassian, Zack	1	13	RW	Peterborough (OHL)
McNabb, Brayden	3	66	D	Kootenay (WHL)
Foligno, Marcus	4	104	LW	Sudbury (OHL)
Adams, Mark	5	134	D	Malden Catholic (USHS)
Knapp, Connor	6	164	G	Miami (CCHA)
Legault, Maxime	7	194	RW	Shawinigan (QMJHL)

2010

PLAYER	RD.	NO.	POS.	LAST TEAM
Psyk, Mark	1	23	D	Edmonton (WHL)
Gauthier-Leduc, Jerome	3	68	D	Rouyn-Noranda (QMJHL)
Sundher, Kevin	3	75	C	Chilliwack (WHL)
Mackenzie, Matt	3	83	D	Calgary (WHL)
Shiple, Steven	4	98	C	Owen Sound (OHL)
Sutch, Gregg	5	143	RW	Mississauga (OHL)
Henley, Cedrick	6	173	LW	Val d'Or (QMJHL)
Isackson, Christian	7	203	RW	St. Thomas (USHS)
Boychuk, Riley	7	208	LW	Portland (WHL)

2011

PLAYER	RD.	NO.	POS.	LAST TEAM
Armia, Joel	1	16	RW	Assat (SM-liiga)
Catenacci, Daniel	3	77	C	Sault Ste. Marie (OHL)
Jacobs, Colin	4	107	C	Seattle (WHL)
Lepkowski, Alex	5	137	D	Barrie (OHL)
Lieuwen, Nathan	6	167	G	Kootenay (WHL)
Navin, Brad	7	197	C	Waupaca (USHS)

2012

PLAYER	RD.	NO.	POS.	LAST TEAM
Grigorenko, Mikhail	1	12	C	Quebec (QMJHL)
Girgensons, Zemgus	1	14	C	Dubuque (USHL)
McCabe, Jake	2	44	D	Wisconsin (WCHA)
Kea, Justin	3	73	C	Saginaw (OHL)
Nelson, Logan	5	133	C	Victoria (WHL)
Ullmark, Linus	6	163	G	MOD0 Jr. (Sweden)
Austin, Brady	7	193	D	Belleville (OHL)
Peterson, Judd	7	204	C/RW	Duluth Marshall (USHS)



TEAM HISTORY

2013

PLAYER	RD.	NO.	POS.	LAST TEAM
Ristolainen, Rasmus	1	8	D	TPS (SM-liiga)
Zadorov, Nikita	1	16	D	London (OHL)
Compher, J.T.	2	35	LW	US Under-18 (USHL)
Hurley, Connor	2	38	C	Edina (USHS)
Bailey, Justin	2	52	RW	Kitchener (OHL)
Baptiste, Nicholas	3	69	RW	Sudbury (OHL)
Petersen, Cal	5	129	G	Waterloo (USHL)
Possler, Gustav	5	130	RW	MODO Jr. (Sweden)
Florentino, Anthony	5	143	D	South Kent (USHS)
Malone, Sean	6	159	C	US Under-18 (USHL)
Locke, Eric	7	189	C	Saginaw (OHL)

2014

PLAYER	RD.	NO.	POS.	LAST TEAM
Reinhart, Sam	1	2	C	Kootenay (WHL)
Lemieux, Brendan	2	31	LW	Barrie (OHL)
Cornel, Eric	2	44	C	Peterborough (OHL)
Karabacek, Vaclav	2	49	RW	Gatineau (QMJHL)
Johansson, Jonas	3	61	G	Brynas Jr. (Sweden)
Martin, Brycen	3	74	D	Swift Current (WHL)
Willman, Maxwell	5	121	C	Williston-North Hampton (USHS)
Brown, Christopher	6	151	C	Cranbrook Kingswood (USHS)
Olofsson, Victor	7	181	RW	MODO Jr. (Sweden)

2015

PLAYER	RD.	NO.	POS.	LAST TEAM
Eichel, Jack	1	2	C	Boston University (H-East)
Guhle, Brendan	2	51	D	Prince Albert (WHL)
Borgem, William	4	92	D	Moorhead (USHS)
Stephens, Devante	5	122	D	Kelowna (WHL)
Estephan, Giorgio	6	152	C	Lethbridge (WHL)
Chukarov, Ivan	7	182	D	Minnesota (NAHL)

2016

PLAYER	RD.	NO.	POS.	LAST TEAM
Nylander, Alexander	1	8	LW	Mississauga (OHL)
Asplund, Rasmus	2	33	C	Farjestad (Sweden)
Pu, Cliff	3	69	RW	London (OHL)
Fitzgerald, Casey	3	86	D	Boston College (H-East)
Murray, Brett	4	99	LW	Carleton Place (CCHL)
Nyberg, Philip	5	129	D	Linkoping Jr. (Sweden)
Budik, Vojtech	5	130	D	Prince Albert (WHL)
Hagel, Brandon	6	159	LW	Red Deer (WHL)
Osmanski, Austin	7	189	D	Mississauga (OHL)
Glotov, Vasily	7	190	C	Lvy St. Petersburg 2 (Russia)

2017

PLAYER	RD.	NO.	POS.	LAST TEAM
Mittelstadt, Casey	1	8	C	Eden Prairie (USHS)
Davidsson, Marcus	2	37	C	Djurgardens (Sweden)
Luukkonen, Ukko-Pekka	2	54	G	HPK Jr. (Finland)
Laaksonen, Oskari	3	89	D	Ilves Jr. (Finland)
Bryson, Jacob	4	99	D	Providence (H-East)
Weissbach, Linus	7	192	LW	Tri-City (USHL)

2018

PLAYER	RD.	NO.	POS.	LAST TEAM
Dahlin, Rasmus	1	1	D	Frolunda (Sweden)
Samuelsson, Mattias	2	32	D	US Under-18 (USHL)
Pekar, Matej	4	94	C	Muskegon (USHL)
Lindstrand Cronholm, Linus	4	117	D	Malmo Jr. (Sweden)
Kukkonen, Miska	5	125	D	Ilves Jr. (Finland)
Worge-Kreu, William	7	187	D	Linkoping Jr. (Sweden)



Sabres All-Time Draft Picks

TEAM HISTORY



2019

PLAYER	RD.	NO.	POS.	LAST TEAM
Cozens, Dylan	1	7	C	Lethbridge (WHL)
Johnson, Ryan	1	31	D	Sioux Falls (USHL)
Portillo, Erik	3	67	G	Dubuque (USHL)
Huglen, Aaron	4	102	RW	Fargo (USHL)
Cederqvist, Filip	5	143	LW	Växjö (Sweden)
Rousek, Lukas	6	160	RW	Spart (Czech)





All-Time Sabres Transactions

TEAM HISTORY



1970

DATE	TRANSACTION
6-9-70	Selected Kevin O'Shea, Cliff Schmautz, Brian McDonald and Bill Inglis in the Inter-League Draft.
6-9-70	Claimed Joe Daley on waivers from Pittsburgh.
6-10-70	Selected Tom Webster, Al Hamilton, Don Marshall, Tracy Pratt, Jim Watson, Francois Lacombe, Phil Goyette, Reg Fleming, Mike McMahon, Skip Krake, Jean-Guy Lagace, Craig Cameron, Chris Evans, Doug Barrie, Gerry Meehan, Paul Terbenche, Brian Perry, Howie Menard, Rocky Farr and Gary Edwards in the NHL Expansion Draft.
6-10-70	Traded Tom Webster to Detroit for Roger Crozier.
6-10-70	Purchased Ted Hodgson from the New York Rangers.
9-2-70	Purchased Floyd Smith and Brent Imlach from Toronto.
10-2-70	Traded Craig Cameron to St. Louis for Ron Anderson.
10-9-70	Purchased Dave Dryden from Pittsburgh.
10-19-70	Purchased Bill Sutherland from Philadelphia; traded Sutherland to St. Louis for future considerations.
11-2-70	Claimed Steve Atkinson on waivers from Boston.
11-2-70	Claimed Paul Andrea on waivers from California.
11-3-70	Claimed Bob Baun on waivers from Detroit.
11-4-70	Traded Bob Baun to St. Louis for Jean-Guy Talbot and Larry Keenan.
11-25-70	Traded Mike McMahon to Los Angeles for Eddie Shack and Dick Duff.
12-28-70	Lost Cliff Schmautz on waivers to Philadelphia.

1971

DATE	TRANSACTION
1-24-71	Traded Jean-Guy Legace to Pittsburgh for Terry Ball.
5-25-71	Traded Joe Daley to Detroit for Don Luce and Mike Robitaille.
6-8-71	Selected Danny Lawson from Minnesota, Rod Zaine from Pittsburgh, Rene Robert and Ken Murray from Toronto, Ray McKay from Chicago, Tom Miller from Detroit and Hugh Harris from Montreal and lost Don Marshall to Toronto, Gary Edwards to Los Angeles and Rene Robert to Pittsburgh in Intra-League Draft.
11-16-71	Traded Larry Keenan to Philadelphia for Larry Mickey.
12-16-71	Traded Doug Barrie and Mike Keeler to Los Angeles for Mike Byers and Larry Hillman.

1972

DATE	TRANSACTION
1-14-72	Traded a second-round draft choice in 1972 (Larry Sacharuk) to the New York Rangers for Jim Lorentz.
3-3-72	Lost Kevin O'Shea on waivers to St. Louis.
3-4-72	Acquired Rene Robert from Pittsburgh for Eddie Shack.
3-5-72	Traded Chris Evans to St. Louis for George Morrison and a second-round draft choice in 1972 (Larry Carriere).
3-5-72	Sold Phil Goyette to the New York Rangers.
6-5-72	Acquired Tim Horton from Pittsburgh in Intra-League Draft.
6-6-72	Lost Tom Miller and Ken Murray to the New York Islanders and Rod Zaine to Atlanta in the Expansion Draft.
6-18-72	Purchased Rod Busniuk from Montreal.

1973

DATE	TRANSACTION
2-14-73	Traded Butch Deadmarsh to Atlanta for Norm Gratton.
6-12-73	Lost Ray McKay to California and acquired Joe Noris from St. Louis in the Intra-League Draft.
6-14-73	Traded Jake Rathwell to St. Louis for Paul Curtis.
12-27-73	Traded Tracy Pratt and John Gould to Vancouver for Jerry Korab.

1974

DATE	TRANSACTION
1-21-74	Traded Paul Curtis to the New York Rangers for Real Lemieux.
3-10-74	Traded Doug Rombough to the New York Islanders for Brian Spencer.
6-10-74	Lost Ron Busniuk to Detroit in Intra-League Draft.
6-12-74	Lost Paul Terbenche to Kansas City and Steve Atkinson and Randy Wyrozub to Washington in the Expansion Draft.
10-14-74	Traded Gerry Meehan and Mike Robitaille to Vancouver for Jocelyn Guevremont and Bryan McSheffrey.

1975

DATE	TRANSACTION
1-27-75	Traded Norm Gratton and a third-round draft choice in 1976 (Ron Zanussi) to Minnesota for Fred Stanfield.
3-3-75	Traded the rights to Garry Lariviere to the New York Islanders for the rights to Gerry Desjardins.
10-1-75	Sold Rocky Farr to Kansas City.
10-1-75	Traded Larry Carriere, a first-round draft choice in 1976 (Greg Carroll) and cash to Atlanta for Jacques Richard.

1976

DATE	TRANSACTION
6-11-76	Traded the rights to free agent Peter McNab to Boston for the rights to free agent Andre Savard.

1977

DATE	TRANSACTION
3-3-77	Sold Roger Crozier to Washington.
9-20-77	Traded Brian Spencer to Pittsburgh for Ron Schock.



All-Time Sabres Transactions TEAM HISTORY



1979

DATE	TRANSACTION
2-6-79	Traded Gary McAdam to Pittsburgh for Dave Schultz.
3-12-79	Traded Jocelyn Guevremont to the New York Rangers for a third-round draft choice in 1979 (Jacques Cloutier) and a third-round draft choice in 1980 (Sean McKenna).
6-13-79	Lost Lee Fogolin and Ron Areshenkoff to Edmonton, Terry Martin to Quebec and Dave Given to Hartford in the Expansion Draft.
10-5-79	Traded Rene Robert to Colorado for John Van Boxmeer.
11-13-79	Traded Alex Tidey to Edmonton for John Gould.

1980

DATE	TRANSACTION
3-10-80	Traded Jerry Korab to Los Angeles for a first-round draft choice in 1982 (Phil Housley).
10-30-80	Traded Bill Stewart to St. Louis for Bob Hess and a fourth-round draft choice in 1981 (Anders Wickenberg).

1981

DATE	TRANSACTION
1-12-81	Lost Rick Dudley on waivers to Winnipeg.
3-10-81	Traded Rick Martin to Los Angeles for a third-round draft choice in 1981 (Colin Chisholm) and a first-round draft choice in 1983 (Tom Barrasso).
3-10-81	Traded Don Luce to Los Angeles for a sixth-round draft choice in 1982 (Jeff Parker) and cash.
10-5-81	Acquired Yvon Lambert from Montreal and lost Rob McClanahan to Hartford in Waiver Draft.
12-2-81	Traded Jim Schoenfeld, Danny Gare and Derek Smith to Detroit for Mike Foligno, Dale McCourt and Brent Peterson.
12-2-81	Traded Bob Sauve to Detroit for a conditional first-round draft choice (Sauve was returned to the Sabres after the 1981-82 season).

1982

DATE	TRANSACTION
2-8-82	Acquired Paul Harrison on waivers from Pittsburgh.
6-9-82	Traded Alan Haworth and a third-round draft choice in 1982 (Milan Novy) to Washington for a second-round draft choice (Mike Anderson) and a fourth-round draft choice (Timo Jutila) in 1982.
6-9-82	Traded Don Edwards, Richie Dunn, a second-round draft choice in 1982 (Rich Kromm) and a first-round draft choice in 1983 (Dan Quinn) to Calgary for a first-round draft choice (Paul Cyr) and second-round draft choice (Jens Johansson) in 1982 and a first-round draft choice (Norm Lacombe) and a second-round draft choice in 1983 (John Tucker).
6-9-82	Traded a 12th-round draft choice in 1982 (Marco Callas) to Washington for a 12th-round draft choice in 1983 (Kermit Salfi).

1983

DATE	TRANSACTION
6-6-83	Traded Tony McKegney, Andre Savard, J.F. Sauve and a third-round draft choice in 1983 (Iiro Jarvi) to Quebec for Real Cloutier and a first-round draft choice in 1983 (Adam Creighton).
10-3-83	Lost John Van Boxmeer to Quebec in the Waiver Draft.

1984

DATE	TRANSACTION
12-6-84	Traded Steve Patrick and Jim Wiemer to the New York Rangers for Dave Maloney and Chris Renaud.

1985

DATE	TRANSACTION
9-9-85	Purchased Don Lever from New Jersey.
10-4-85	Traded Randy Cunneynworth and Mike Moller to Pittsburgh for Pat Hughes.
10-7-85	Lost Brent Peterson to Vancouver in the Waiver Draft.
10-15-85	Traded Bob Sauve to Chicago for a third-round draft choice in 1985 (Kevin Kerr).

1986

DATE	TRANSACTION
1-30-86	Traded Larry Playfair, Sean McKenna and Ken Baumgartner to Los Angeles for Brian Engblom and Doug Smith.
3-11-86	Traded a 12th-round draft choice in 1986 (Doug Kirton) to New Jersey for Phil Russell.
4-22-86	Traded a third-round draft choice in 1987 (Ross Wilson) to Los Angeles for an eighth-round draft choice in 1987 (Tim Roberts) and future considerations.
6-21-86	Traded Gilles Hamel to Winnipeg for Scott Arniel.
10-3-86	Traded Brian Engblom to Calgary for Jim Korn.
10-6-86	Acquired Clark Gillies from the New York Islanders and Wilf Paiement from the New York Rangers while losing Pat Hughes to St. Louis and Mal Davis to Los Angeles in the Waiver Draft.
10-7-86	Traded Ric Seiling to Detroit for future considerations.
11-19-86	Traded a second-round draft choice in 1988 (Martin St. Amour) to Montreal for Tom Kurvers.



All-Time Sabres Transactions TEAM HISTORY



1987

DATE	TRANSACTION
3-6-87	Traded Norm Lacombe, the professional rights to Wayne Van Dorp and a fourth-round draft choice in 1987 (Peter Eriksson) to Edmonton for Mark Napier, Lee Fogolin and a fourth-round draft choice in 1987 (John Bradley).
5-22-87	Traded Jim Korn to New Jersey for Jan Ludvig.
6-13-87	Traded Tom Kurvers to New Jersey for a third-round draft choice in 1987 (Andrew MacVicar) and a 10th-round draft choice in 1989 (Mark Astley).
10-5-87	Acquired Ed Hospodar from Philadelphia and Kevin Maguire from Toronto and lost Dave Fenyves to Philadelphia in the Waiver Draft.
10-13-87	Traded Andy Ristau to Minnesota for a sixth-round draft choice in 1988 (David Di Vita).
12-31-87	Traded Paul Cyr and a 10th-round draft choice in 1988 (Eric Fenton) to the New York Rangers for Mike Donnelly and a fifth-round draft choice in 1988 (Alexander Mogilny).

1988

DATE	TRANSACTION
2-11-88	Traded Steve Dykstra and a seventh-round draft choice in 1989 (Davis Payne) to Edmonton for Scott Metcalfe and a ninth-round draft choice in 1989 (Donald Audette).
10-3-88	Acquired Steve Smith from Calgary and lost Doug Smith to Edmonton and Jim Hofford to Los Angeles in the Waiver Draft.
10-3-88	Acquired Wayne Van Dorp from Pittsburgh for a seventh-round draft choice in 1990 (Pat Neaton).
10-21-88	Traded Bob Logan and a ninth-round draft choice in 1989 (Jim Giacini) to Los Angeles for Larry Playfair.
11-12-88	Traded Tom Barrasso and a third-round draft choice in 1990 (Joe Dziedzic) to Pittsburgh for Doug Bodger and Darrin Shannon.
12-26-88	Traded Adam Creighton and future considerations to Chicago for Rick Vaive and future considerations.

1989

DATE	TRANSACTION
2-16-89	Traded Wayne Van Dorp to Chicago for a seventh-round draft choice in 1990 (Viktor Gordiouk).
3-6-89	Traded Calle Johansson and a second-round draft choice in 1989 (Byron Dafoe) to Washington for Clint Malarchuk, Grant Ledyard and a sixth-round draft choice in 1991 (Brian Holzinger).
3-7-89	Traded Lindy Ruff to the New York Rangers for a fifth-round draft choice in 1990 (Richard Smehlik).
6-1-89	Traded Mark Ferner to Washington for Scott McCrory.
6-17-89	Traded Joe Reekie to the New York Islanders for a sixth-round draft choice in 1989 (Bill Pye).
9-29-89	Traded Jacques Cloutier and a sixth-round draft choice in 1990 (Derek Edgerly) to Chicago for Steve Ludzik and a fifth-round draft choice in 1990 (Todd Bojcun).
10-2-89	Lost Mikael Andersson to Hartford in the Waiver Draft.
10-4-89	Traded a fourth-round draft choice in 1991 (Keith Redmond) to Los Angeles for Dean Kennedy.
11-24-89	Traded Bob Halkidis and future considerations to Los Angeles for Dale DeGray and future considerations.

1990

DATE	TRANSACTION
1-5-90	Traded John Tucker to Washington for future considerations.
3-5-90	Traded Kevin Maguire and a second-round draft choice in 1990 (Mikael Renberg) to Philadelphia for Jay Wells and a fourth-round draft choice in 1991 (Peter Ambroziak).
6-16-90	Traded Phil Housley, Scott Arniel, Jeff Parker and a first-round draft choice in 1990 (Keith Tkachuk) to Winnipeg for Dale Hawerchuk and a first-round draft choice in 1990 (Brad May).
7-3-90	Purchased John Tucker from the Washington Capitals.
7-9-90	Traded Ray Sheppard to the New York Rangers for cash and future considerations.
9-30-90	Traded Mike Donnelly to Los Angeles for Mikko Makela. Traded Shawn Anderson to Washington for Bill Houlder.
12-17-90	Traded Mike Foligno and an eighth-round draft choice in 1991 (Thomas Kucharcik) to Toronto for Lou Franceschetti and Brian Curran.

1991

DATE	TRANSACTION
1-21-91	Traded John Tucker to the New York Islanders for future considerations.
3-5-91	Traded the rights to Ken Priestley to Pittsburgh for Tony Tanti. Acquired Steve Weeks from Vancouver for future considerations.
5-26-91	Traded Darcy Wakaluk to Minnesota for an eighth-round draft choice in 1991 (Jiri Kuntos).
5-30-91	Lost Greg Paslawski to San Jose in the expansion draft.
6-22-91	Acquired Tom Draper from Winnipeg for future considerations (Buffalo's seventh-round choice in 1992 - Artur Oktyabrev).
10-11-91	Traded Darrin Shannon, Dean Kennedy and Mike Hartman to Winnipeg for Dave McLlwain, Gord Donnelly, Winnipeg's fifth-round choice (Yuri Khmylev) in 1992 and future considerations.
10-24-91	Acquired Colin Patterson from Calgary for future considerations.
10-25-91	Traded Pierre Turgeon, Uwe Krupp, Dave McLlwain and Benoit Hogue to the New York Islanders for Pat LaFontaine, Randy Wood and Randy Hillier.



All-Time Sabres Transactions

TEAM HISTORY



1992	
DATE	TRANSACTION
3-9-92	Traded Dave Snuggerud to San Jose for Wayne Presley. Traded Jay Wells to the New York Rangers for Randy Moller.
3-10-92	Traded Kevin Haller to Montreal for Petr Svoboda. Acquired Dave Hannan from Toronto for a sixth-round draft choice (Chris Deruiter) in 1992.
6-15-92	Traded Christian Ruuttu and future considerations to Winnipeg for Stephane Beaugard.
6-18-92	Lost Darcy Loewen and Brad Miller to Ottawa in the expansion draft.
8-7-92	Traded Stephane Beaugard and future considerations (fourth-round pick in 1993 - Eric Daze) to Chicago for Dominik Hasek.
10-9-92	Claimed Bob Sweeney on waivers from Boston.
1993	
DATE	TRANSACTION
2-3-93	Traded Dave Andreychuk, Daren Puppa, and the team's first-round draft choice in 1993 (Kenny Jonsson) to Toronto for Grant Fuhr and the Maple Leafs' fifth-round pick (Kevin Popp) in the 1995 Draft.
3-22-93	Traded Mike Ramsey to the Pittsburgh Penguins for Bob Errey.
6-24-93	Lost Bill Houlder and Bob Corkum to Anaheim in the expansion draft.
9-1-93	Traded Jozef Cierny and a future draft choice (fourth round in 1994 - Jussi Tarvainen) to Edmonton for Craig Simpson.
9-30-93	Traded Tom Draper to the New York Islanders for future considerations (Steve Plouffe, 7th-round choice, 1994 Draft).
10-27-93	Traded Keith Carney and a future draft choice (sixth-round pick in 1995 - Marc Magliarditi) to Chicago for Craig Muni and Chicago's fifth-round choice in 1995 (Daniel Bienvenue).
12-15-93	Traded Gord Donnelly to the Dallas Stars for James Black and a conditional draft choice in 1994 (Steve Webb).
1994	
DATE	TRANSACTION
7-8-94	Acquired Kevin McClelland from the Winnipeg Jets in exchange for future considerations.
7-26-94	Traded Sean O'Donnell to the Los Angeles Kings for Doug Houda.
1995	
DATE	TRANSACTION
1-18-95	Lost Randy Wood to Toronto in the Waiver Draft.
2-14-95	Traded Philippe Boucher, Grant Fuhr, and Denis Tsygurov to Los Angeles for Charlie Huddy, Robb Stauber, Alexei Zhitnik, and a fifth-round draft choice in 1995 (Marian Menhart).
4-7-95	Traded Petr Svoboda to Philadelphia for Garry Galley. Traded Ken Sutton to Edmonton for Scott Pearson.
7-8-95	Traded Alexander Mogilny and a fifth-round draft choice in 1995 (Todd Norman) to Vancouver for Mike Peca, Mike Wilson, and a first-round draft choice in 1995 (Jay McKee).
10-2-95	Lost Bob Sweeney to New York Islanders and claimed Brent Hughes from Boston and Rob Conn from New Jersey in the Waiver Draft.
11-16-95	Traded Doug Bodger to San Jose for Vaclav Varada, Martin Spanhel, Philadelphia's fourth-round draft pick in 1996 (Mike Martone), and either the Flyers' or Toronto's first-round draft pick in 1996 (to be determined by Philadelphia prior to the draft).
1996	
DATE	TRANSACTION
2-1-96	Acquired Bob Boughner from the Florida Panthers in exchange for a conditional fourth-round draft choice in 1996 (Chris Allen).
2-15-96	Traded Craig Muni and the first-round draft pick in the 1996 draft (Daniel Briere) acquired in the three-team trade in November, 1995 involving San Jose, Philadelphia, and Buffalo, in exchange for Darryl Shannon and Michal Grosek.
3-19-96	Traded Charlie Huddy and a seventh-round draft pick in 1996 (Daniel Corso) to the St. Louis Blues for Denis Hamel.
3-20-96	Traded Dave Hannan to the Colorado Avalanche for a sixth-round draft choice in the 1996 NHL Draft. Also traded Yuri Khmylev and an eighth-round pick in 1996 (Andrei Podkonicky) to St. Louis for a second-round draft choice in 1996 (Cory Sarich), a third-round pick in 1997 (Maxim Afinogenov), and defenseman Jean-Luc Grand-Pierre.
1997	
DATE	TRANSACTION
3-18-97	Traded Barrie Moore and Craig Millar to Edmonton in exchange for Miroslav Satan.
9-24-97	Acquired Jason Woolley from the Pittsburgh Penguins in exchange for a 1998 fifth-round draft choice (Robert Scuderi).
9-29-97	Traded Pat LaFontaine to the New York Rangers in exchange for a second-round draft pick in 1998 (Andrew Peters) and future considerations.
11-12-97	Traded Andrei Trefilov to the Chicago Blackhawks for an undisclosed 1998 draft choice.
1998	
DATE	TRANSACTION
2-4-98	Acquired Geoff Sanderson from the Vancouver Canucks in exchange for Brad May and a third-round draft pick in 1999.
3-24-98	Acquired Paul Kruse and Jason Holland from the New York Islanders in exchange for Jason Dawe. Note: Holland was assigned to Rochester following trade.
6-18-98	Acquired Kay Whitmore, a second-round draft choice in 1998 (Jaroslav Kristek) and future considerations from the San Jose Sharks in exchange Steve Shields and a fourth-round draft pick in 1998 (Miroslav Zalesak). Note: Did not extend qualifying offer to Whitmore (on 7-1-98), making goaltender an unrestricted free agent.



All-Time Sabres Transactions

TEAM HISTORY



1998

DATE	TRANSACTION
6-26-98	Bob Boughner selected by the Nashville Predators in the 1998 Expansion Draft held in Buffalo.
12-18-98	Rumun Ndur claimed off waivers by New York Rangers. Traded Donald Audette to the Los Angeles Kings in exchange for a 1999 second-round draft choice (Milan Bartovic).

1999

DATE	TRANSACTION
3-11-99	Acquired Stu Barnes from the Pittsburgh Penguins in exchange for Matthew Barnaby.
3-23-99	Acquired Joe Juneau and a 1999 third-round draft choice (Tim Preston) from the Washington Capitals in exchange for Alexei Tezikov. Traded Mike Wilson to the Florida Panthers in exchange for Rhett Warrener and a 1999 fifth-round draft choice (Ryan Miller). Traded Derek Plante to the Dallas Stars in exchange for a 1999 second-round draft choice (Michael Zigomanis).
6-25-99	Darryl Shannon selected by Atlanta Thrashers in the 1999 Expansion Draft. Sent Dean Sylvester to the Atlanta Thrashers for future considerations.

2000

DATE	TRANSACTION
1-23-00	Acquired Vladimir Tsyplakov from Los Angeles in exchange for an eighth-round draft choice in the 2000 NHL Draft.
3-10-00	Acquired Chris Gratton and a second-round draft choice in 2001 (Derek Roy) from Tampa Bay in exchange for Wayne Primeau, Brian Holzinger, Cory Sarich, and a third-round pick in the 2000 NHL Draft. Acquired Doug Gilmour and Jean-Pierre Dumont from Chicago in exchange for Michal Grosek.
6-23-00	Dwayne Roloson and Geoff Sanderson selected by Columbus in the 2000 Expansion Draft. Sent Jean-Luc Grand-Pierre, Matt Davidson and fifth-round picks in 2000 and 2001 Draft to Columbus in exchange for future considerations.
10-6-00	Claimed Peter Skudra off waivers from Boston.

2001

DATE	TRANSACTION
3-13-01	Acquired Donald Audette from Atlanta for Kamil Piros and a fourth-round pick in 2001 NHL Draft; acquired Steve Heinze from Columbus for a third-round draft pick in 2001 NHL Draft.
6-24-01	Traded Michael Peca to the New York Islanders for Tim Connolly and Taylor Pyatt.
7-1-01	Traded Dominik Hasek to Detroit for Vyacheslav Kozlov, a first-round draft pick in the 2002 NHL Draft and future considerations.

2002

DATE	TRANSACTION
3-19-02	Acquired Bob Corkum from Atlanta for a fifth-round pick in the 2002 NHL Draft.
6-22-02	Traded Vyacheslav Kozlov and the 41st pick in the 2002 NHL Draft to Atlanta for the 31st and 82nd picks in the 2002 NHL Draft; Acquired Jochen Hecht from Edmonton for the 31st and 82nd picks in the 2002 NHL Draft.
7-24-02	Acquired Adam Mair and a fifth-round draft choice in the 2003 NHL Draft from Los Angeles in exchange for Erik Rasmussen.
11-16-02	Traded Jason Woolley to Detroit for future considerations.

2003

DATE	TRANSACTION
2-25-03	Acquired Jakub Klepis from Ottawa in exchange for Vaclav Varada and a fifth-round draft pick in 2003 NHL Draft.
3-10-03	Traded Stu Barnes to Dallas for Mike Ryan and Dallas' second-round draft choice in the 2003 NHL Draft (Branislav Fabry).
3-10-03	Traded Rob Ray to Ottawa for future considerations.
3-11-03	Acquired Daniel Briere and Phoenix's third-round pick in the 2004 NHL Draft (Andrej Sekera) for Chris Gratton and Buffalo's fourth-round choice in the 2004 Draft (Liam Reddox).
7-3-03	Acquired Steven Reinprecht from Colorado in exchange for Keith Ballard; Acquired Chris Drury and Steve Begin from Calgary in exchange for Rhett Warrener and Reinprecht.

2004

DATE	TRANSACTION
3-08-04	Acquired Brad Brown and a sixth-round pick in the 2005 NHL Draft (Vyacheslav Buravchikov) from Minnesota in exchange for a fourth-round pick in the 2005 NHL Draft.
3-09-04	Acquired Jeff Jillson and a ninth-round pick in the 2005 NHL Draft from San Jose in exchange for Curtis Brown and Andy Delmore; Acquired Mike Grier from Washington in exchange for Jakub Klepis.

2005

DATE	TRANSACTION
8-25-05	Acquired Toni Lydman from Calgary in exchange for a third-round pick in the 2006 NHL Draft.

2006

DATE	TRANSACTION
3-09-06	Traded Mika Noronen to Vancouver in exchange for a second-round pick in the 2006 NHL Draft (Jhonas Enroth).



All-Time Sabres Transactions

TEAM HISTORY



2007

DATE	TRANSACTION
2-27-07	Acquired Dainius Zubrus and Timo Helbling from Washington for Jiri Novotny and Buffalo's first-round pick in the 2007 Draft; acquired Ty Conklin from Columbus in exchange for Buffalo's fifth-round pick in the 2007 Draft; acquired Mikko Lehtonen from Nashville in exchange for Buffalo's fourth-round pick in the 2007 Draft; traded Martin Biron to Philadelphia for their second-round pick in the 2007 Draft (TJ Brennan).

2008

DATE	TRANSACTION
2-26-08	Acquired Steve Bernier and a first-round pick in 2008 Draft (Tyler Ennis) from San Jose in exchange for Brian Campbell and a seventh-round pick in 2008 Draft.
7-04-08	Traded Steve Bernier to Vancouver in exchange for a second-round pick in 2010 Draft and a third-round pick in 2009 Draft; Acquired Craig Rivet and a seventh-round pick in 2010 Draft from San Jose in exchange for a second-round pick in 2009 Draft and a second-round pick in 2010 Draft.
10-1-08	Claimed Matt Ellis off waivers from Los Angeles.

2009

DATE	TRANSACTION
3-4-09	Acquired Mikael Tellqvist from Phoenix in exchange for a Buffalo's fourth-round pick in the 2010 NHL Draft; Acquired Dominic Moore from Toronto in exchange for Buffalo's second-round pick in the 2009 NHL Draft; Acquired Edmonton's second-round pick in the 2009 NHL Draft in exchange for Ales Kotalik.
10-20-09	Acquired third-round pick in the 2010 NHL Draft and conditional 2010 draft pick from Boston in exchange for Daniel Paille.

2010

DATE	TRANSACTION
3-3-10	Acquired Raffi Torres from Columbus in exchange for Nathan Paetsch and second-round pick (previously acquired from Vancouver) in the 2010 NHL Draft; Acquired third- and fourth-round picks in 2010 Draft from Atlanta in exchange for Clarke MacArthur.

2011

DATE	TRANSACTION
2-26-11	Lost Craig Rivet on waivers to Columbus.
2-27-11	Acquired Brad Boyes from St. Louis in exchange for a second-round pick in the 2011 NHL Draft.
6-25-11	Acquired Robyn Regehr, Ales Kotalik and a second-round pick in the 2012 NHL Draft from Calgary in exchange for Paul Byron and the rights to Chris Butler.

2012

DATE	TRANSACTION
2-27-12	Acquired Cody Hodgson and Alexander Sulzer from Vancouver in exchange for Zack Kassian and Marc-Andre Gagnani.
2-27-12	Acquired a first-round pick in the 2012 NHL Draft from Nashville in exchange for Paul Gaustad and a fourth-round pick in the 2013 NHL Draft.
6-29-12	Acquired rights to Christian Ehrhoff from the New York Islanders in exchange for a fourth-round pick in the 2012 NHL Draft.
7-2-12	Acquired Steve Ott and Adam Pardy from Dallas in exchange for Derek Roy.

2013

DATE	TRANSACTION
3-15-13	Acquired a fifth-round pick (Gustav Possler) in the 2013 NHL Draft from Florida in exchange for TJ Brennan.
3-30-13	Acquired a second-round pick (Justin Bailey) and a fifth-round pick (Anthony Florentino) in the 2013 NHL Draft from the St. Louis Blues in exchange for Jordan Leopold.
4-1-13	Acquired a second-round pick in the 2014 NHL Draft and a second-round pick in the 2015 NHL Draft from the Los Angeles Kings in exchange for Robyn Regehr.
4-3-13	Acquired Johan Larsson, Matt Hackett, a first-round pick (Nikita Zadorov) in the 2013 NHL Draft and a second-round pick in the 2014 NHL Draft from the Minnesota Wild in exchange for Jason Pominville.
6-30-13	Acquired Jamie McBain and a second-round pick (J.T. Compher) in the 2013 NHL Draft from the Carolina Hurricanes in exchange for Andrej Sekera.
10-27-13	Acquired Matt Moulson, a first-round pick in the 2015 NHL Draft and a second-round pick (Brendan Guhle) in the 2015 NHL Draft from the New York Islanders in exchange for Thomas Vanek
11-27-13	Claimed Matt D'Agostini off waivers from Pittsburgh
11-28-13	Lost Corey Tropp on waivers to Columbus
12-19-13	Acquired Linus Omark from the Edmonton Oilers in exchange for a conditional sixth-round pick in the 2014 NHL Draft

2014

DATE	TRANSACTION
1-3-14	Claimed Zenon Konopka off waivers from the Minnesota Wild
2-28-14	Acquired Jaroslav Halak, Chris Stewart, William Carrier, a first-round pick in the 2015 NHL Draft and third-round pick in the 2016 NHL Draft from St. Louis in exchange for Ryan Miller and Steve Ott



All-Time Sabres Transactions TEAM HISTORY



2014

DATE	TRANSACTION
3-5-14	Acquired Nicolas Deslauriers and Hudson Fasching from Los Angeles in exchange for Brayden McNabb, Jonathan Parker, a second-round pick in the 2014 NHL Draft and a second-round pick in the 2015 NHL Draft; Acquired Michal Neuvirth and Rostislav Klesla from Washington in exchange for Jaroslav Halak and a third-round pick in the 2015 NHL Draft; Acquired Torrey Mitchell, a second-round pick in the 2014 NHL Draft and a second-round pick in the 2016 NHL Draft from Minnesota in exchange for Matt Moulson and Cody McCormick; Claimed Cory Conacher off waivers from Ottawa
7-1-14	Acquired Josh Gorges from Montreal in exchange for a second-round pick in the 2016 NHL Draft.
7-9-14	Acquired Jordan Samuels-Thomas from Winnipeg in exchange for a conditional seventh-round pick in the 2015 NHL Draft.
12-16-14	Acquired Jerry D'Amigo from Columbus in exchange for Luke Adam.

2015

DATE	TRANSACTION
2-11-15	Acquired Evander Kane, Zach Bogosian and Jason Kasdorf from Winnipeg in exchange for Drew Stafford, Tyler Myers, Joel Armia, the rights to Brendan Lemieux and a first-round pick in the 2015 NHL Draft; Acquired Anders Lindback and a conditional third-round pick in the 2016 NHL Draft from Dallas in exchange for Jhonas Enroth.
3-2-15	Acquired a fifth-round pick in the 2016 NHL Draft in exchange for Brian Flynn; Acquired Chad Johnson and a third-round pick in the 2016 NHL Draft from the New York Islanders in exchange for Michal Neuvirth; Acquired Jack Nevins and a seventh-round pick in the 2016 NHL Draft from Montreal in exchange for Torrey Mitchell; Acquired a second-round pick in the 2017 NHL Draft from Minnesota in exchange for Chris Stewart.
6-26-15	Acquired Robin Lehner and David Legwand from Ottawa in exchange for a first-round pick in the 2015 NHL Draft; Acquired Ryan O'Reilly and Jamie McGinn from Colorado in exchange for Nikita Zadorov, Mikhail Grigorenko, J.T. Compher and a second-round pick in the 2015 NHL Draft.

2016

DATE	TRANSACTION
2-23-16	Acquired a third-round pick in the 2017 NHL Draft from Washington in exchange for Mike Weber.
2-27-16	Acquired Alex Guptill, Eric O'Dell, Cole Schneider and Michael Sdao from Ottawa in exchange for Jason Akeson, Jerome Leduc and Phillip Varone.
2-29-16	Acquired a conditional third-round pick in the 2016 NHL Draft from Anaheim in exchange for Jamie McGinn.
6-20-16	Acquired the rights to Jimmy Vesey from Nashville in exchange for a third-round pick in the 2016 NHL Draft.
6-25-16	Acquired Dmitry Kulikov and a second-round pick in the 2016 NHL Draft from Florida in exchange for Mark Pysyk, a second-round pick in the 2016 NHL Draft and a third-round pick in the 2016 NHL Draft.
7-2-16	Acquired Anders Nilsson from St. Louis in exchange for a fifth-round pick in the 2017 NHL Draft.

2017

DATE	TRANSACTION
1-11-17	Lost Derek Grant on waivers to Nashville.
2-6-17	Claimed Derek Grant off waivers from Nashville.
2-28-17	Acquired Mat Bodie from New York Rangers in exchange for Daniel Catenacci.
6-17-17	Acquired Nathan Beaulieu from Montreal in exchange for a third-round pick in the 2017 NHL Draft.
6-21-17	William Carrier selected by Vegas in the 2017 Expansion Draft. Sent a sixth-round pick in the 2018 NHL Draft to Vegas in exchange for future considerations.
6-30-17	Acquired Marco Scandella, Jason Pominville and a fourth-round pick in the 2018 NHL Draft from Minnesota in exchange for Tyler Ennis, Marcus Foligno and a third-round pick in the 2018 NHL Draft.
9-27-17	Claimed Jordan Nolan off waivers from Los Angeles.
10-4-17	Acquired Zach Redmond from Montreal in exchange for Nicolas Deslauriers.
12-4-17	Acquired Scott Wilson from Detroit in exchange for a fifth-round pick in the 2019 NHL Draft.

2018

DATE	TRANSACTION
2-26-18	Acquired Danny O'Regan, a conditional first-round pick in the 2019 NHL Draft and a conditional fourth-round pick in the 2019 NHL Draft from San Jose in exchange for Evander Kane.
6-14-18	Acquired Brandon Hickey and Mike Sislo from Arizona in exchange for Hudson Fasching.
6-27-18	Acquired Conor Sheary and Matt Hunwick from Pittsburgh in exchange for a conditional fourth-round pick in the 2019 NHL Draft.
7-1-18	Acquired Tage Thompson, Patrik Berglund, Vladimir Sobotka and a first-round pick in the 2021 NHL Draft from St. Louis in exchange for Ryan O'Reilly.
8-2-18	Acquired Jeff Skinner from Carolina in exchange for Cliff Pu, a second-round pick in the 2019 NHL Draft, a third-round pick in the 2020 NHL Draft and a sixth-round pick in the 2020 NHL Draft.
10-1-18	Acquired Jack Dougherty from Nashville in exchange for Nicholas Baptiste.
10-2-18	Claimed Remi Elie off waivers from Dallas.
11-10-18	Acquired a conditional seventh-round pick in the 2020 NHL Draft from Dallas in exchange for Taylor Fedun.



TEAM HISTORY



2019

DATE

1-17-19
2-24-19
2-25-19
6-28-19

TRANSACTION

Acquired Taylor Leier from Philadelphia in exchange for Justin Bailey.
Acquired Brandon Montour from Anaheim in exchange for Brendan Guhle and a first-round pick in the 2019 NHL Draft.
Acquired a sixth-round pick in the 2019 NHL Draft from Winnipeg in exchange for Nathan Beaulieu.
Acquired Colin Miller from Vegas in exchange for a second-round pick in the 2021 NHL Draft and a fifth-round pick in the 2022 NHL Draft.
7-1-19 Acquired Jimmy Vesey from New York Rangers in exchange for a third-round pick in the 2021 NHL Draft.
7-9-19 Acquired Henri Jokiharju from Chicago in exchange for Alexander Nylander.



AHL AFFILIATE





EXECUTIVE

Owner **Terrence M. Pegula**
 President **Kim Pegula**
 General Manager **Randy Sexton**
 Vice President of Business Operations **Rob Minter**
 Director of Strategic Planning **Jody Gage**

HOCKEY DEPARTMENT

General Manager **Randy Sexton**
 Head Coach **Chris Taylor**
 Assistant Coach **Gord Dineen**
 Assistant Coach **Toby Petersen**
 Video Coach and Team Services **Kris Young**
 Assistant Video Coordinator/Analytics **Justin White**

EQUIPMENT

Head Equipment Manager **Andrew Stegehuis**
 Assistant Equipment Manager **Marcus Allen**
 Equipment Assistant **Jack Heyman**
 Equipment Assistant **Carl Hirner**

HOCKEY PERFORMANCE DEPARTMENT

Head Athletic Trainer **Michael Dhesse**
 Assistant Athletic Trainer **Kent Weisbeck**
 Assistant Athletic Trainer **Jaime Garcia**
 Head Strength and Conditioning Coach **Nick Craven**
 Assistant Strength and Conditioning Coach **Bryan Gardner**
 Human Science **Katy Tran Turner**
 Sports Dietician **Christine Dziedzic**

MEDICAL STAFF

Head Team Physician **Dr. Bill Wind, M.D.**
 Team Physician, Orthopedics **Dr. Geoff Bernas, M.D.**
 Team Physician, Internal Medicine **Dr. Mike Freitas, M.D.**
 Team Physician, Internal Medicine **Dr. Brandon Brownell, M.D.**
 Team Chiropractor **Dr. Donald Dudley, D.C.**
 Team Dentist **Dr. Ned Nicosia, D.D.S.**

COMMUNICATIONS/MEDIA & COMMUNITY RELATIONS

Sr. Director of Public and Media Relations **Warren Kosel**
 Public and Community Relations Coordinator **Ryan Harr**
 Multimedia Journalist **Suzie Cool**
 Play-by-Play Broadcaster **Don Stevens**
 Color Analyst **Ric Seiling**
 Team Photographer **Micheline Veluvolu**

BUSINESS DEVELOPMENT

Sr. Director of Business Development **Chad Buck**
 Senior Director of Partnership Services **Nicole Richardson**
 Partnership Services Coordinator **Chad Tubbs**

GAME PRESENTATION

Sr. Director of Game Presentation **Caitlin Salemi**
 Game Presentation Coordinator **Samantha Jenks**

MARKETING

Manager of Marketing & Digital Media **Natalie Buch**
 Marketing and Creative Services Coordinator **Michaela Landry**
 Digital Marketing and Partnerships Assistant **Claire O'Reilly**

MERCHANDISE

Director of Merchandise **Mike Kaminska**
 Amerks Team Store Manager **Erika Wittmeyer**

VIDEO PRODUCTION & CREATIVE SERVICES

Sr. Video and Creative Services Manager **Bryan Darrow**
 Senior Multimedia Specialist **Matt Miller**
 Associate Multimedia Specialist **Cassandra Opela**

ARENA OPERATIONS

Director of Arena Operations **Bob Neumann**
 Event and Operations Manager **Michele Crawford**
 Assistant Box Office Manager **Josh Swan**

INFORMATION TECHNOLOGY

IT Support Specialist **Chris McCormick**

HUMAN RESOURCES

Senior Human Resources Coordinator **Brigid Randisi**

TICKET SALES & OPERATIONS

Director of Ticket Sales **David Aitken**
 Group Events Specialist **Tim Darrow**
 Group Events Specialist **Joe Schwab**
 Youth Hockey and Group Events Specialist **Nicholas Mongelli**
 Membership Services Specialist **Aaron Pennings**
 Membership Services Specialist **Nick Cuomo**
 Business Development Specialist **Dan Capriotti**
 Business Development Specialist **Jake Satter**
 Ticket Operations Coordinator **Chris Roeder**
 Ticket Sales and Service Associate **Tyler Straka**
 Receptionist **Cindy Barber**

GENERAL INFORMATION

Executive Offices
 **The Blue Cross Arena at the Rochester War Memorial**
 **One War Memorial Square, Rochester, NY 14614**
 Ticket Hotline **1-855-GO-AMERKS**
 Telephone/Executive Offices **(585) 454-5335**
 Fax Number **(585) 454-3954**
 Website **www.amerks.com**
 Home Ice **The Blue Cross Arena at the Rochester War Memorial**
 Dimensions of Rink **197' x 85'**
 Seating Capacity **10,662**
 Location of Press Box **Suite Level**
 NHL Affiliate **Buffalo Sabres**
 ECHL Affiliate **Cincinnati Cyclones**
 Club Colors **Red, White, Blue**
 Home Uniforms **Base - White; Trim - Blue, Red**
 Road Uniforms **Base - Blue; Trim - White, Red**
 Individual Ticket Prices:
 Advanced Pricing **\$30, \$28, \$27, \$22, \$21, \$16**
 Day of Game Pricing **\$32, \$30, \$29, \$24, \$23, \$18**
 Home Game Times **Fri.-Sat. @ 7:05 p.m., Sun. @ 3:05 p.m.**
 TV Station **MSG Network**
 Radio Station **950 AM/95.7 FM ESPN Rochester**
 Webcasts **AHL TV and ESPN Rochester**

PRACTICE FACILITY

Arena **Bill Gray's Regional Iceplex**
2700 Brighton-Henrietta Townline Rd., Rochester, NY 14623
 Telephone Number **(585) 454-4625**
 Website **www.billgraysiceplex.com**



ROCHESTER AMERICANS

HISTORY OF AFFILIATION | EST. 1956



After three seasons with the Portland Pirates, the Buffalo Sabres renewed their affiliation with the Rochester Americans before the 2011-12 season. The 2019-20 season will mark the 38th season of affiliation between the Sabres and Amerks, one of the longest relationships between an NHL team and its AHL affiliate.

The Amerks are entering their historic 64th season in the American Hockey League and the team will once again be an essential pipeline for future Sabres stars. It was during the 1979-80 campaign that the two organizations first formed a professional hockey partnership. Billy Inglis was the first head coach of the Amerks during the affiliation. Future coaches would include Mike Keenan, Joe Crozier, Jim Schoenfeld, Don Lever, John Van Boxmeer, John Tortorella, Brian McCutcheon and Randy Cunneyworth. Both Keenan (New York Rangers, 1994) and Tortorella (Tampa Bay Lightning, 2004) went on to coach NHL teams to Stanley Cup victories.

In 37 years of affiliation, the Amerks have compiled a record of 1,399-1,137-280-35 in 2,852 regular-season games and captured nine regular-season titles. During that period, the Amerks have captured three Calder Cup Championships (1983, 1987 and 1996) and have advanced to the Calder Cup Finals six times.

The Sabres and Pirates enjoyed a successful three-year affiliation (2008-09—2010-11), with the Pirates compiling a 131-79-16-13 overall record and a first-place finish in the Atlantic Division in 2010-11. During the three-year span, three Pirates players were named Dudley "Red" Garrett Memorial Award winners, an award given to the AHL's most outstanding rookie: Nathan Gerbe (2008-09), Tyler Ennis (2009-10) and Luke Adam (2010-11).

Besides the Sabres, the Amerks have been affiliated with the Montreal Canadiens, Toronto Maple Leafs, Boston Bruins, Vancouver Canucks and Florida Panthers.





ROCHESTER AMERICANS

CHRIS TAYLOR

HEAD COACH



Rochester Americans General Manager Randy Sexton named Chris Taylor head coach of the Amerks on June 30, 2017. Taylor, who is just the 12th former Amerk to be named head coach and 32nd overall in the 64-year history of the franchise, enters his third season at the helm of the Amerks in 2019-20. Over the previous two seasons, Taylor has compiled an 83-61-8 record and led his team to consecutive playoff appearances.

This past season, Rochester finished with the third-best record (46-23-5-2) in the AHL behind only Charlotte and Syracuse, and their 46 wins were the most by an Amerks team since 2006-07. Taylor became the first bench boss to lead his team to the 40-win mark since Benoit Groulx (44) in 2009-10. Earlier in the year, he also became the first head coach to lead his team to 30 or more wins in each of his first two seasons behind the bench since Hall of Famer Randy Cunneynworth, the all-time winningest coach in franchise history.

During the 2017-18 season, his first as head coach, Taylor guided Rochester to a 37-22-11-6 (91 points) regular-season record and a return trip back to the postseason for the first time in three years. The Amerks finished with the third-best record in the AHL's North Division standings in 2017-18 under Taylor, who became the first head coach to lead the Amerks to the Calder Cup Playoffs in his first season since former colleague Chadd Cassidy. In addition to helping the Amerks snap a three-year playoff drought, Taylor assembled one of the top special teams' units that ranked among the top five in both power-play efficiency (18.3% - 5th) and penalty-killing (84.1% T-4th) in the Eastern Conference.

Taylor, who previously spent a total of 14 seasons in Rochester as a player and coach, returned to the organization after serving as an assistant coach with the Wilkes-Barre/Scranton Penguins during the 2016-17 campaign. He helped guide the Penguins to an AHL-best 51-20-3-2 (107 points) overall record, winning the Macgregor Kilpatrick Trophy as regular season champions while also leading Wilkes-Barre/Scranton to its 14th straight Calder Cup Playoff appearance. The Penguins also finished with the AHL's top defense under Taylor, allowing a league-low 170 goals-against over 76 games in 2016-17. Additionally, Taylor was instrumental in the development of several Penguins prospects with at least 15 different players earning NHL call-ups throughout the year as Pittsburgh captured its second consecutive Stanley Cup championship.

Taylor first joined the Amerks staff as development coach prior to the 2011-12 season following a successful 19-year professional career as a player that saw him become one of the all-time Amerk greats to ever don the red, white and blue. He was elevated to assistant coach on Feb. 25, 2013, a position he retained through the 2015-16 campaign before returning as head coach for the start of the 2017-18 season.

Excluding the 2016-17 season, the Amerks have finished in third place or better in the AHL's North Division standings and have advanced to the postseason in five of the previous seven years with Taylor on the coaching staff. In 2013-14, Taylor helped guide the Amerks to a record of 37-28-6-5 (85 points) and a berth in the Calder Cup Playoffs for the third consecutive year. He also oversaw a power-play unit that ranked 10th in the AHL with a 19.8% efficiency, marking the second straight year that the Amerks have ranked in the top 10 in man-advantage scoring. Over the course of the season, a total of 16 different players appeared in games for both the Amerks and Sabres as the Rochester coaching staff continued to successfully develop NHL players.

In his first season as a member of the Amerks coaching staff in 2011-12, Taylor helped guide the team to a 36-26-10-4 record and a berth in the Calder Cup Playoffs. As development coach, Taylor was primarily responsible for working with the team's forwards. During the season, a total of 11 Amerks players (seven forwards) were called up to the Buffalo Sabres, including left wing Marcus Foligno, who worked extensively with Taylor during the season and was named the NHL Rookie of the Month for March after scoring 11 points in 11 games with the Sabres. After spending parts of nine seasons with the Amerks between 1999 and 2011, Taylor finished his playing career ranked among the franchise's all-time leaders in assists (3rd, 339), games played (4th, 519), points (5th, 481) and goals (10th, 142). He also served as team captain during the 2004-05 and 2005-06 seasons and was an alternate captain during several other campaigns. Taylor received perhaps the highest honor of his career during the 2014-15 season when he was unanimously inducted into the Amerks Hall of Fame on Jan. 10, 2015 in his first year of eligibility, becoming the 56th member of the prestigious club.

A member of the Amerks' 50th Anniversary Team, Taylor is also a three-time Amerks team MVP and scoring champion (2001-02, 2002-03, 2004-05) and is the only player in franchise history to achieve those two feats in the same season on three occasions. During his final season as a player in 2010-11, Taylor ranked second on the Amerks in scoring with 51 points (10+41) in 72 games. He also finished second on the team in scoring the previous year with 61 points (17+44) when he returned to Rochester following a three-year stint in Germany, where he played for Frankfurt and led the team in scoring all three seasons.

During the 2004-05 campaign in which the Amerks won the Macgregor Kilpatrick Trophy with the AHL's best regular season record, Taylor was the Amerks scoring leader with 79 points (21+58) and was honored with the AHL's Fred T. Hunt Award for sportsmanship, determination and dedication to the game of hockey. Taylor also shares the franchise record for most assists in a single game with six, set on Oct. 21, 2005. During his pro career, Taylor appeared in 149 NHL games with the New York Islanders, Boston Bruins and Sabres, recording 32 points (11+21) and 48 penalty minutes. Of those 149 games, 90 came in a Buffalo uniform. In 2003-04, he set NHL career-highs in games played (54), goals (6), assists (6) and points (12) while with the Sabres.

Prior to joining the Sabres/Amerks organization in 1999, Taylor won two Turner Cup Championships with Denver and Utah of the International Hockey League. The Stratford, Ontario, native was originally drafted by the Islanders in the second round (27th overall) of the 1990 NHL Entry Draft and finished his pro career with 1,297 games played at the NHL, AHL, IHL and European levels.



ROCHESTER AMERICANS



CHRIS TAYLOR

HEAD COACH

Taylor resides in Churchville with his wife, Lisa, and their two children, Samantha and Nicholas. He is the brother of former NHL player Tim Taylor, who won Stanley Cups with the Detroit Red Wings in 1997 and the Tampa Bay Lightning in 2004.

ALL-TIME HEAD COACHING RECORD: TAYLOR

Season	Team	GP	W	L	T	PTS	GF	GA	Finish
2017-18	Rochester (AHL)	76	37	33	6	91	234	221	7th in Eastern Conference
2018-19	Rochester (AHL)	76	46	28	2	99	254	218	2nd in North Division
AHL Totals		152	83	61	8	190	488	439	
Pro Totals		152	83	61	8	190	488	439	





GORD DINEEN

ASSISTANT COACH



Rochester Americans assistant coach Gord Dineen enters his 18th season as an AHL coach and third with the Amerks in 2019-20.

The Amerks finished among the top three teams in the AHL's North Division last season and advanced to the postseason for the second straight year with Dineen, who works primarily with the team's defensemen.

Dineen's biggest success story since joining Rochester's coaching staff has been centered around Zach Redmond, who last season was honored with the Eddie Shore Award as the AHL's outstanding defenseman. The veteran blueliner finished the 2018-19 regular season with career-best totals of 21 goals (tops among all AHL defensemen) and 50 points, along with a plus-13 rating. He tied for the overall league lead with nine game-winning tallies and ranked first among blueliners with 10 power-play goals (tied) and 200 shots on goal. Redmond, who broke a 46-year-old franchise record for goals by a defenseman in a single season, was also voted a First Team AHL All-Star following a Second Team selection in 2017-18 when he was just one of three AHL blueliners to lead his respective team in scoring.

Additionally, six of the 13 players that were recalled by the Buffalo Sabres last season were defensemen under Dineen's watch, including the highly touted pairing of Lawrence Pilut and Will Borgen, who combined for 37 games with the big club in 2018-19.

During the 2017-18 season, his first with Rochester, Dineen commanded an immensely skilled defensive corps, featuring a balance of established veterans and a crop of young prospects, that ranked among the top of the AHL in terms of offensive production. Five of the 15 defensemen he worked closely with also saw time in the NHL with the Sabres.

Prior to joining Rochester's coaching staff, Dineen held various roles over eight seasons with the AHL's Toronto Marlies, including assistant coach (2009-14), head coach (2014-15) and associate coach (2015-17). During his time in Toronto, Dineen helped guide the team to six 40-win seasons, four division titles and a regular-season championship.

As an associate coach during the 2015-16 season, Dineen helped the Marlies to an AHL-best 54-21-1 record, winning the Macgregor Kilpatrick Trophy as regular season champions while also leading Toronto to its fourth North Division title in five years. The Marlies also advanced to the postseason in each of the last six years with Dineen behind the bench, including a trip to the Calder Cup Finals in 2012 and two other appearances in the Western Conference Finals.

Prior to the 2014-15 season, Dineen was elevated to head coach of the Marlies, leading the team to a 40-27-9 overall record, good for second place in the AHL's North Division, and a berth in the playoffs.

Dineen joined the Marlies after serving as head coach of the Iowa Chops for the 2008-09 season. He began his pro coaching career as the assistant coach of the AHL's Louisville Panthers in 2000-01 before two years as head coach with the ECHL's Macon Whoopee (2001-02) and Richmond Renegades (2002-03). He also held several AHL coaching stints as the assistant coach of the Springfield Falcons (2003-04), Utah Grizzlies (2004-05), San Antonio Rampage (2005-07) and Portland Pirates (2007-08).

A native of Toronto, Ontario, Dineen enjoyed an 18-year pro playing career as a defenseman between 1982 and 2000. A second-round pick of the New York Islanders in the 1981 NHL Entry Draft, Dineen registered 106 points (16+90) in 528 career NHL games with the Islanders, Minnesota North Stars, Pittsburgh Penguins and Ottawa Senators. Dineen also spent parts of two seasons in the American Hockey League with the Springfield Indians as well as in the International Hockey League with stops in Kalamazoo, Muskegon, San Diego, Denver, Utah and Chicago.

Dineen is the son of AHL Hall of Fame coach Bill Dineen and is the brother of Shawn, Peter and Kevin Dineen, all of whom played pro hockey.





TOBY PETERSEN

ASSISTANT COACH



Toby Petersen enters his third season with the Rochester Americans and sixth as an assistant coach in the American Hockey League after being named to the position on July 13, 2017.

The Amerks finished among the top three teams in the AHL's North Division in 2018-19 and advanced to the postseason for the second straight year with Petersen, who was again instrumental in the development of Rochester's forwards, most notably Victor Olofsson. A year after leading the SHL in goals, the Swedish forward took his first season in North America by storm, leading the AHL in scoring through October before finishing the season as Rochester's leader in goals, assists and points. Olofsson, who earned CCM/AHL Player of the Month honors for October, finished tied for eighth in the AHL in goals and 14th among the league's top point-getters in overall scoring. He would also be rewarded with a late season recall to the Buffalo Sabres, where he added four points on two goals and two assists in six games with the big club.

During the 2017-18 season, his first in Rochester, Petersen helped the team to a third-place finish in the AHL's North Division standings in addition to helping the Amerks snap a three-year playoff drought. Petersen also helped assemble one of the top power-play units that ranked among the top five (18.3%) in the Eastern Conference.

Petersen's biggest success story that year came with then-rookie forward C.J. Smith, who led the club's first-year skaters in every offensive category while tying for second on the team in goals, third in points and fourth in assists. The Amerks Rookie of the Year finished the campaign ranked 10th and 11th among all AHL rookies in points and assists, respectively. Smith was also named MVP of the 2018 AHL All-Star Challenge during his first AHL All-Star Classic.

Prior to joining head coach Chris Taylor's staff in Rochester, Petersen spent two seasons (2015-17) as an assistant coach with the Cleveland Monsters of the American Hockey League. During his first season in Cleveland in 2015-16, Petersen guided the team to a 43-28-5 record in the regular season before helping the Monsters capture their first Calder Cup championship in franchise history. Cleveland went 15-2 during the postseason, which included series sweeps over Rockford, Ontario and Hershey as the Monsters finished with a 7-1 record on home ice in the playoffs.

A native of Minneapolis, Minn., Petersen made his pro coaching debut as an assistant coach with the Springfield Falcons in 2014-15 following a 14-year playing career as a forward. Originally a ninth-round selection of the Pittsburgh Penguins in the 1998 NHL Entry Draft, Petersen recorded 81 points (33+48) in 398 career NHL games with Pittsburgh, Edmonton and Dallas while also adding 374 points (148+226) in 550 AHL appearances for Wilkes-Barre/Scranton, Edmonton, Iowa and Texas. He retired from playing after winning a Calder Cup with the Texas Stars in the 2013-14 campaign.

Before turning pro, Petersen played four years at Colorado College, where he was named to the All-WCHA Rookie Team as a freshman. He also represented the United States at several international events, including winning a silver medal at the 1997 World Junior Championship. Petersen resides in Cleveland during the offseason with his wife, Alexa, and their children, Bjorn (12), Elliott (9) and Nola (6).





ROCHESTER AMERICANS



2018-19 FINAL STATISTICS

No.	PLAYER	POS	GP	G	A	PTS	+/-	PIM	PP	PPA	SHG	SHA	GW	FG	IG	OT	UA	EN	SOG	SOA	SGW	SO%	SH	SH%
12	Victor Olofsson	LW	66	30	33	63	12	12	9	15	1	0	9	4	3	1	0	0	3	7	1	42.9	193	15.5
19	C.J. Smith	LW	62	28	30	58	26	26	6	9	2	3	4	4	4	1	0	4	2	3	1	66.7	207	13.5
22	Zach Redmond	D	58	21	29	50	13	34	10	12	0	0	9	5	0	2	2	0	0	0	0	0.0	200	10.5
65	Danny O'Regan	C	70	20	28	48	4	42	8	8	0	1	3	2	1	1	0	1	0	3	0	0.0	117	17.1
10	Wayne Simpson	RW	72	21	24	45	1	16	2	14	2	1	1	6	3	0	1	3	2	6	0	33.3	161	13.0
16	Taylor Leier (total)	LW	69	22	20	42	6	46	3	4	1	1	1	6	3	0	2	2	4	6	2	66.7	160	13.8
	LV	LW	34	10	9	19	2	26	1	1	0	0	0	1	1	0	2	1	2	3	0	0.7	75	13.3
	ROC	LW	35	12	11	23	4	20	2	3	1	1	1	5	2	0	0	1	2	3	2	0.7	85	14.1
26	* Rasmus Asplund	C	75	10	31	41	7	26	2	12	1	1	0	1	0	0	0	0	0	2	0	0.0	117	8.5
11	Kevin Porter	C	58	10	29	39	21	37	3	5	1	1	1	2	3	0	0	0	0	2	0	0.0	92	10.9
92	Alexander Nylander	RW	49	12	19	31	11	12	5	2	0	0	1	1	1	0	2	1	1	2	1	50.0	89	13.5
45	Brendan Guhle	D	50	5	22	27	-11	34	1	10	0	0	0	1	1	0	0	0	0	0	0	0.0	137	3.7
28	Lawrence Pilut	D	30	4	22	26	22	14	3	9	0	0	0	0	1	0	0	0	0	0	0	0.0	70	5.7
20	Eric Cornel	RW	76	9	13	22	-2	34	2	0	0	1	2	1	1	0	0	0	0	0	0	0.0	84	10.7
5	Matt Tennyson	D	47	4	17	21	-8	42	0	7	0	1	0	0	1	0	1	0	0	0	0	0.0	90	4.4
95	Justin Bailey	RW	37	9	11	20	0	18	1	2	0	0	2	4	0	0	1	0	0	0	0	0.0	104	8.7
51	Kyle Criscuolo	C	43	6	14	20	0	14	1	3	0	1	0	1	0	0	1	0	0	0	0	0.0	79	7.6
40	Remi Elie	LW	25	8	6	14	2	14	2	1	1	0	1	1	1	0	0	0	0	1	0	0.0	53	15.1
3	* William Borgen	D	71	3	11	14	8	56	0	0	0	1	0	1	0	0	0	0	0	0	0	0.0	66	4.5
14	Sean Malone	C	38	4	9	13	-6	4	0	1	1	0	0	2	0	0	0	0	0	0	0	0.0	40	10.0
23	Jack Dougherty	D	56	2	10	12	15	32	0	0	0	0	0	0	0	0	0	0	0	0	0	0.0	61	3.3
15	* Andrew Oglevie	C	28	5	5	10	4	2	0	0	0	0	1	0	1	0	0	0	0	0	0	0.0	44	11.4
2	Andrew MacWilliam	D	66	3	7	10	-1	90	0	0	0	0	0	0	0	0	0	0	0	0	0	0.0	84	3.6
72	Tage Thompson	RW	8	6	3	9	6	4	2	2	0	0	3	1	1	0	1	1	0	0	0	0.0	26	23.1
44	* Brandon Hickey	D	38	1	8	9	12	18	0	0	0	0	0	0	0	0	0	0	0	0	0	0.0	51	2.0
67	Yannick Veilleux	LW	50	5	3	8	-1	64	1	0	1	0	3	0	0	0	1	0	0	0	0	0.0	59	8.5
37	Dalton Smith	LW	48	2	6	8	-4	111	0	0	0	0	0	0	0	0	0	0	0	0	0	0.0	44	4.5
24	Scott Wilson	LW	17	3	4	7	-6	4	1	1	0	0	0	3	0	0	0	0	0	0	0	0.0	47	6.4
64	Tyler Randell	RW	36	3	4	7	-2	45	0	0	0	0	0	0	0	0	0	0	0	0	0	0.0	24	12.5
27	Taylor Fedun	D	9	0	5	5	3	2	0	0	0	0	0	0	0	0	0	0	0	0	0	0.0	16	0.0
46	* Casey Fitzgerald	D	4	1	2	3	1	0	0	0	0	0	0	0	1	0	0	0	0	0	0	0.0	4	25.0
4	Nathan Paetsch	D	11	1	2	3	1	2	0	0	0	0	0	0	1	0	0	1	0	0	0	0.0	20	5.0
42	* Kurt Gosselin	D	8	0	3	3	0	4	0	1	0	0	0	0	0	0	0	0	0	0	0	0.0	11	0.0
38	Arvin Atwal	D	3	0	2	2	-2	5	0	0	0	0	0	0	0	0	0	0	0	0	0	0.0	2	0.0
25	*Judd Peterson	C	5	1	0	1	-1	4	0	0	0	0	0	0	0	0	0	0	0	0	0	0.0	4	25.0
24	Matt Hunwick	D	2	0	1	1	2	0	0	0	0	0	0	0	0	0	0	0	0	0	0	0.0	3	0.0
34	Casey Nelson	D	5	0	1	1	-1	4	0	0	0	0	0	0	0	0	0	0	0	0	0	0.0	8	0.0
29	Scott Wedgewood	G	48	0	1	1	0	0	0	1	0	0	0	0	0	0	0	0	0	0	0	0.0	0	0.0
21	Pascal Aquin	LW	1	0	0	0	-1	0	0	0	0	0	0	0	0	0	0	0	0	0	0	0.0	2	0.0
30	Ukko-Pekka Luukkonen	G	1	0	0	0	0	0	0	0	0	0	0	0	0	0	0	0	0	0	0	0.0	0	0.0
7	Tobie Paquette-Bisson	D	1	0	0	0	0	0	0	0	0	0	0	0	0	0	0	0	0	0	0	0.0	1	0.0
8	Devante Stephens	D	1	0	0	0	0	2	0	0	0	0	0	0	0	0	0	0	0	0	0	0.0	0	0.0
17	Vasily Glotov	C	2	0	0	0	-1	0	0	0	0	0	0	0	0	0	0	0	0	0	0	0.0	1	0.0
31	Jonas Johansson	G	5	0	0	0	0	0	0	0	0	0	0	0	0	0	0	0	0	0	0	0.0	0	0.0
18	* Myles Powell	C	7	0	0	0	0	6	0	0	0	0	0	0	0	0	0	0	0	0	0	0.0	2	0.0
32	Adam Wilcox	G	28	0	0	0	0	0	0	0	0	0	0	0	0	0	0	0	0	0	0	0.0	0	0.0
	BENCH		76	5				16														0.0	5	
	TOTALS		76	254	426	675	128	870	61	118	11	12	41	45	26	5	10	12	10	29	5	34.5	2503	10.0

No.	GOALIE	GP	MINS	W	L	OT	SO	EN	GA	GAA	SOGP	SOW	SOL	SOGA	SOA	SO%	SA	SVS	SV%
30	Ukko-Pekka Luukkonen	1	59:57	1	0	0	0	0	2	2.00	0	0	0	0	0	0.000	34	32	0.941
31	Jonas Johansson	5	265:52	4	1	0	0	0	10	2.26	1	1	0	2	7	0.714	136	126	0.926
29	Scott Wedgewood	48	2711:37	28	14	2	5	5	121	2.68	4	3	1	4	12	0.667	1316	1195	0.908
32	Adam Wilcox	28	1531:12	13	8	5	0	6	72	2.82	2	1	1	1	9	0.889	690	618	0.896
	Empty Net		43:31						11								11		



Americans Team Records

ROCHESTER AMERICANS



SINGLE-SEASON TEAM RECORDS

MOST POINTS:	2004-05 (51-19-4-6)	112
MOST WINS:	1998-99	52
MOST LOSSES:	2007-08	52
MOST TIES (no overtime):	1969-70	16
MOST TIES:	1993-94, 2001-02	15
MOST HOME POINTS:	1987-88 (30-6-4)	64
MOST HOME WINS:	1987-88	30
MOST HOME LOSSES:	2010-11	22
MOST HOME TIES:	1969-70, 2002-03	9
MOST ROAD POINTS:	1998-99 (25-10-4-1)	55
MOST ROAD WINS:	1998-99, 2018-19 (25-9-3-1)	25
MOST ROAD LOSSES:	1962-63	30
MOST ROAD TIES:	2001-02	9
FEWEST POINTS:	1969-70 (18-38-16)	52
FEWEST WINS:	1969-70	18
FEWEST LOSSES:	1964-65, 1965-66, 1973-74	21
FEWEST TIES (no overtime):	1967-68	9
FEWEST TIES:	1963-64, 1983-84	2
FEWEST HOME POINTS:	2010-11 (14-20-2-4)	34
FEWEST HOME WINS:	1969-70, 2010-11 (14-20-2-4)	14
FEWEST HOME LOSSES:	1965-66	4
FEWEST HOME TIES:	1959-60, 1964-65	0
FEWEST ROAD POINTS:	1962-63 (4-30-2)	10
FEWEST ROAD WINS:	1962-63, 1969-70	4
FEWEST ROAD LOSSES:	1998-99	11
FEWEST ROAD TIES:	1956-57, 1963-64, 1983-84	1*
MOST SHOOTOUT WINS:	2012-13	10
MOST SHOOTOUT LOSSES:	2008-09	8
FEWEST SHOOTOUT LOSSES:	2009-10, 2012-13, 2014-15, 2015-16	1
MOST SCORING POINTS:	1982-83	1,043
MOST GOALS SCORED:	1982-83	389
MOST ASSISTS:	1982-83	654
MOST POWER-PLAY GOALS:	1992-93	109
MOST SHORTHANDED GOALS:	1982-83, 1988-89, 1989-90	19
MOST HOME GOALS:	1982-83	220
FEWEST GOALS SCORED:	2008-09	184
MOST PENALTY MINUTES:	1995-96	2,588
FEWEST PENALTY MINUTES:	1966-67	693
MOST GOALS SCORED AGAINST:	1978-79	349
FEWEST GOALS SCORED AGAINST:	1998-99	176*
FEWEST ROAD GOALS AGAINST:	1998-99	86*
MOST FORTY-GOAL SCORERS:	1974-75, 1982-83, 1989-90	3
MOST THIRTY-GOAL SCORERS:	1964-65, 1981-82, 1982-83	5
MOST TWENTY-GOAL SCORERS:	1973-74, 1977-78, 1982-83	8
MOST SHUTOUTS:	2004-05	9
	(Ryan Miller - 8, Tom Askey - 1)	
LONGEST WINNING STREAK:	Oct. 11-Nov. 2, 1984 April 14-May 19, 1996 Oct. 12-Nov. 10, 2009	11
LONGEST HOME WIN STREAK:	Dec. 17, 2004-Mar. 4, 2005	17
LONGEST UNBEATEN STREAK:	1965-66 (13-0-1) Oct. 24-Dec. 4, 1965 1999-2000 (12-0-2) Feb. 6-Mar. 10, 2000	14
LONGEST LOSING STREAK:	Feb. 6-Feb. 21, 1981 Oct. 2-Oct. 29, 1988 Dec. 1-Dec. 26, 2007	10
LONGEST WINLESS STREAK:	Mar. 20-Apr. 5, 1970 (0-10-4)	14

*AHL Record

TEAM RECORDS

MOST GOALS:	vs. Cleveland Nov. 24, 1966	14
MOST GOALS ON ROAD:	vs. Springfield April 1, 1972	10
	vs. Fredericton Nov. 24, 1981	
	vs. Maine Dec. 29, 1982	
MOST ASSISTS:	vs. St. Catharines April 7, 1985	25
MOST POINTS:	vs. St. Catharines April 7, 1985	38
MOST TOTAL GOALS:	Rochester 14 - Cleveland 6 Nov. 24, 1966	20
GREATEST WINNING MARGIN:	Rochester 13 - New Haven 1 Jan. 17, 1975	12
GREATEST LOSING MARGIN:	Rochester 3 - Providence 15 Feb. 13, 1972	12
	Rochester 1 - Nova Scotia 13 Feb. 15, 1980	
	Rochester 0 - Baltimore 12 Nov. 23, 1984	
SCORELESS TIES:	vs. Buffalo, Nov. 7, 1964 vs. Pittsburgh, Mar. 31, 1967 vs. Baltimore, Feb. 26, 1971 vs. Richmond, Feb. 11, 1972 vs. Virginia, Jan. 27, 1974 at Halifax, Nov. 20, 1991 vs. Adirondack, Nov. 10, 1997	

SEASON TEAM RECORDS

DIVISION CHAMPIONSHIPS:	1964-65, 1965-66, 1967-68 1973-74, 1977-78, 1982-83 1986-87, 1989-90, 1990-91 1996-97, 1998-99, 1999-2000, 2000-01, 2004-05	14
OVERALL REGULAR SEASON POINT CHAMPIONSHIP:	1964-65, 1967-68, 1973-74 1982-83, 1990-91, 2004-05	6
CALDER CUP CHAMPIONSHIPS:	1964-65, 1965-66, 1967-68 1982-83, 1986-87, 1995-96	6

SINGLE-SEASON INDIVIDUAL RECORDS

MOST GOALS:	Paul Gardner	61	(1985-86)
MOST ASSISTS:	Geordie Robertson	73	(1982-83)
MOST POINTS:	Geordie Robertson	119	(1982-83)



Americans Team Records

ROCHESTER AMERICANS



SINGLE-SEASON INDIVIDUAL RECORDS

MOST PENALTY MINUTES:	Rob Ray	446	(1988-89)
MOST GOALS BY CENTER:	Paul Gardner	61	(1985-86)
MOST ASSISTS BY CENTER:	Geordie Robertson	73	(1982-83)
MOST POINTS BY CENTER:	Geordie Robertson	119	(1982-83)
MOST GOALS BY RIGHT WING:	Jody Gage	60	(1987-88)
MOST ASSISTS BY RIGHT WING:	Ed Litzenberger	61	(1964-65)
MOST POINTS BY RIGHT WING:	Jody Gage	104	(1987-88)
MOST GOALS BY LEFT WING:	Murray Kuntz	51	(1973-74)
MOST ASSISTS BY LEFT WING:	Stan Smrke	59	(1964-65)
MOST POINTS BY LEFT WING:	Dick Gamble	98	(1965-66)
	Mike Donnelly	98	(1989-90)
MOST GOALS BY DEFENSEMAN:	Zach Redmond	21	(2018-19)
	Rick Pagnutti	18	(1972-73)
MOST ASSISTS BY DEFENSEMAN:	Bob Hess	58	(1980-81)
MOST POINTS BY DEFENSEMAN:	Bob Hess	75	(1980-81)
MOST GOALS BY GOALTENDER:	Darcy Wakaluk	1	(1987-88)*
	Robb Stauber	1	(1995-96)
MOST ASSISTS BY GOALTENDER:	Darcy Wakaluk	7	(1989-90)*
	David Littman	7	(1990-91)
MOST POINTS BY GOALTENDER:	Darcy Wakaluk	7	(1989-90)*
	David Littman	7	(1990-91)
MOST PIMs BY CENTER:	Brad Rubachuk	246	(1993-94)
MOST PIMs BY RIGHT WING:	Kevin Kerr	352	(1987-88)
MOST PIMs BY LEFT WING:	Rob Ray	446	(1988-89)
MOST PIMs BY DEFENSEMAN:	Jim Hoffer	322	(1987-88)
MOST PIMs BY GOALTENDER:	Jim Pettie	55	(1976-77)
MOST GOALS BY A ROOKIE:	Thomas Vanek	42	(2004-05)
	Donald Audette	42	(1989-90)
MOST ASSISTS BY A ROOKIE:	Todd Simon	66	(1992-93)
MOST POINTS BY A ROOKIE:	Peter Ciavaglia	98	(1991-92)
MOST PIMs BY A ROOKIE:	Rob Ray	446	(1988-89)

SINGLE-SEASON INDIVIDUAL RECORDS

MOST POWER-PLAY GOALS:	Thomas Vanek	25	(2004-05)
	Paul Gardner	25	(1985-86)
MOST SHORT-HANDED GOALS:	Gary McAdam	11	(1982-83)*
MOST GAME-WINNING GOALS:	Dean Sylvester	10	(1998-99)
MOST UNASSISTED GOALS:	Paul O'Neil	9	(1975-76)
LONGEST POINT STREAK:	Peter Ciavaglia (22+26=48)	25 games	(1992-93)
HIGHEST SHOOTING PERCENTAGE:	Dane Jackson	27.0	(1995-96)*

*AHL Record

INDIVIDUAL GAME RECORDS

LARGEST CROWD:	First Niagara Center	19,070	(12/28/12)
	(Buffalo, NY; Amerks 4, Lake Erie 1)		
MOST GOALS:	Jason Pominville	5	(10/21/05)
	Donald Audette	5	(10/29/89)
	Dave Hynes	5	(1/17/75)
	Mal Davis (3)	4	(2/14/82, 1/2/83, 10/5/83)
	Jody Gage (3)	4	(10/18/85, 10/26/85, 3/14/90)
	Geordie Robertson (2)	4	(3/7/82, 4/3/83)
	Dick Gamble (2)	4	(10/16/66, 10/29/66)
	Derek Whitmore	4	(11/25/11)
	Scott McCrory	4	(11/3/90)
	Grant Martin	4	(3/29/89)
	Ken Priestlay	4	(3/10/89)
	Gates Orlando	4	(3/23/84)
	Bill Bennett	4	(11/3/78)
	Dave Hynes	4	(10/17/75)
	Dave Hrechosky	4	(12/1/72)
	Bronco Horvath	4	
TWO FASTEST SHG'S:	Jody Gage	8 seconds	(3/25/89)*
MOST ASSISTS:	Chris Taylor	6	(10/21/05)
	Geordie Robertson	6	(12/26/83)
	Ed Litzenberger	6	(1/24/65)
	Rudy Migay	6	(2/6/59)
MOST ASSISTS BY A GOALTENDER:	Lynn Zimmerman	3	(1972-73)*
MOST POINTS:	Darrin Shannon	7	(1/31/91)
	Geordie Robertson	7	(12/26/83)
	Ed Joyal	7	(2/24/67)
MOST PIM:	Wally Weir	54	(1/16/81)
	(4 misconducts, 2 majors, 2 minors)		

*AHL Record



ROCHESTER AMERICANS



GAMES PLAYED

1	JODY GAGE	653
2	DICK GAMBLE	569
3	NORM ARMSTRONG	566
4	CHRIS TAYLOR	519
5	DARRYL SLY	517
6	STAN SMRKE	513
7	SCOTT METCALFE	499
8	BRONCO HORVATH	473
9	GERRY EHMAN	465
10	DAN FRAWLEY	456
11	LES DUFF	399
12	DON CHERRY	390
13	RANDY CUNNEYWORTH	377
14	DOUG JANIK	376
15	NORM MILLEY	367
16	JIM JACKSON	360
17	GEORDIE ROBERTSON	359
18	DAVE FENYVES	358
19	DEAN MELANSON	353
20	DON McSWEEN	348

GOALS

1	JODY GAGE	351
2	DICK GAMBLE	300
3	GERRY EHMAN	237
4	BRONCO HORVATH	199
5	STAN SMRKE	197
6	NORM ARMSTRONG	166
7	GEORDIE ROBERTSON	164
8	MAL DAVIS	155
9	BOB MONGRAIN	153
10	CHRIS TAYLOR	142
	SCOTT METCALFE	137
12	BARRY MERRELL	134
	JIM PAPPIN	134
14	RON GARWASIUK	130
15	GORDIE CLARK	123
16	CRAIG CHARRON	121
17	CLAUDE VERRET	111
18	KEN PRIESTLAY	102
19	RANDY CUNNEYWORTH	101
20	STEVE LANGDON	97

PENALTY MINUTES

1	SCOTT METCALFE	1,424
2	JIM HOFFORD	1,212
3	DAN FRAWLEY	1,060
4	SEAN McMORROW	1,015
5	NORM ARMSTRONG	983
6	DEAN MELANSON	850
7	SCOTT NICHOL	813
8	ROB RAY	796
9	RUMUN NDUR	795
10	CHRIS LANGEVIN	750
11	ANDREW PETERS	733
12	DOUG JANIK	686
13	KEVIN KERR	680
14	DOUG HOUDA	669
15	BRAD RUBACHUK	665
16	RON GARWASIUK	653
17	BRAD MILLER	642
18	SEAN O'DONNELL	637
19	RAY MALUTA	608
20	LOU CRAWFORD	589

POINTS

1	JODY GAGE	728
2	DICK GAMBLE	565
3	BRONCO HORVATH	542
4	GERRY EHMAN	520
5	CHRIS TAYLOR	481
6	STAN SMRKE	436
7	GEORDIE ROBERTSON	395
8	NORM ARMSTRONG	391
9	SCOTT METCALFE	349
10	BOB MONGRAIN	339
11	BARRY MERRELL	321
12	CRAIG CHARRON	311
13	RON GARWASIUK	308
14	GORDIE CLARK	302
15	JIM JACKSON	298
16	MAL DAVIS	287
17	TODD SIMON	268
18	CLAUDE VERRET	259
19	JIM PAPPIN	258

ASSISTS

1	JODY GAGE	377
2	BRONCO HORVATH	343
3	CHRIS TAYLOR	339
4	GERRY EHMAN	283
5	DICK GAMBLE	265
6	STAN SMRKE	239
7	GEORDIE ROBERTSON	231
8	NORM ARMSTRONG	225
9	SCOTT METCALFE	211
10	JIM JACKSON	205
11	CRAIG CHARRON	190
12	BARRY MERRELL	187
13	BOB MONGRAIN	186
14	TODD SIMON	183
15	GORDIE CLARK	179
16	RON GARWASIUK	178
17	DOMENIC PITTIS	171
18	DON McSWEEN	170
19	STEVE KRAFTCHECK	156
	PHIL VARONE	156

GOALTENDING WINS

1	BOBBY PERREAULT	108
2	GERRY CHEEVERS	101
3	JACQUES CLOUTIER	96
4	RYAN MILLER	92
5	DARCY WAKALUK	81

COACHING WINS

1	RANDY CUNNEYWORTH	340
2	JOHN VanBOXMEER	337
3	JOE CROZIER	260
4	BRIAN McCUTCHEON	128
5	MIKE KEENAN	116



ROCHESTER AMERICANS



OCTOBER | 2019

DAY	DATE	GAME TIME	VISITING TEAM	HOME TEAM
Fri	10/4/19	7:05 PM	Syracuse	Rochester
Fri	10/11/19	7:05 PM	Buffalo	Springfield
Sat	10/12/19	7:05 PM	Buffalo	Providence
Sun	10/13/19	3:00 PM	Buffalo	Hartford
Fri	10/18/19	7:05 PM	Cleveland	Rochester
Sat	10/19/19	7:00 PM	Rochester	Utica
Wed	10/23/19	7:05 PM	Hershey	Rochester
Sat	10/26/19	7:00 PM	Rochester	Syracuse
Sun	10/27/19	5:05 PM	Rochester	Springfield
Wed	10/30/19	7:05 PM	Providence	Rochester

NOVEMBER | 2019

DAY	DATE	GAME TIME	VISITING TEAM	HOME TEAM
Fri	11/1/19	7:05 PM	Binghamton	Rochester
Sat	11/2/19	7:00 PM	Rochester	Utica
Fri	11/8/19	7:05 PM	Binghamton	Rochester
Wed	11/13/19	7:05 PM	Syracuse	Rochester
Fri	11/15/19	7:05 PM	Cleveland	Rochester
Sat	11/16/19	7:00 PM	Rochester	Utica
Fri	11/22/19	7:05 PM	Hartford	Rochester
Sat	11/23/19	7:05 PM	Binghamton	Rochester
Fri	11/29/19	7:05 PM	Toronto	Rochester
Sat	11/30/19	7:00 PM	Rochester	Cleveland

DECEMBER | 2019

DAY	DATE	GAME TIME	VISITING TEAM	HOME TEAM
Wed	12/4/19	7:05 PM	Toronto	Rochester
Fri	12/6/19	7:05 PM	Charlotte	Rochester
Sat	12/7/19	7:05 PM	Charlotte	Rochester
Wed	12/11/19	7:00 PM	Wilkes-Barre/Scranton	Rochester
Fri	12/13/19	7:30 PM	Rochester	Laval
Sat	12/14/19	3:00 PM	Rochester	Laval
Wed	12/18/19	7:00 PM	Rochester	Binghamton
Fri	12/20/19	7:05 PM	Binghamton	Rochester
Sat	12/21/19	7:05 PM	Utica	Rochester
Fri	12/27/19	7:05 PM	Belleville	Rochester
Sat	12/28/19	7:05 PM	Binghamton	Rochester
Tue	12/31/19	5:00 PM	Utica	Rochester

JANUARY | 2020

DAY	DATE	GAME TIME	VISITING TEAM	HOME TEAM
Fri	1/3/20	7:00 PM	Rochester	Belleville
Sat	1/4/20	4:00 PM	Rochester	Toronto
Wed	1/8/20	7:05 PM	Binghamton	Rochester
Fri	1/10/20	7:05 PM	Belleville	Rochester
Sat	1/11/20	7:00 PM	Rochester	Syracuse
Fri	1/17/20	7:05 PM	Cleveland	Rochester
Sat	1/18/20	7:05 PM	Rochester	Lehigh Valley
Sun	1/19/20	5:00 PM	Rochester	Hershey
Wed	1/22/20	7:00 PM	Rochester	Cleveland
Fri	1/24/20	7:05 PM	Laval	Rochester
Sat	1/25/20	7:00 PM	Rochester	Syracuse
Fri	1/31/20	7:05 PM	Syracuse	Rochester

FEBRUARY | 2020

DAY	DATE	GAME TIME	VISITING TEAM	HOME TEAM
Sat	2/1/20	7:05 PM	Rochester	Binghamton
Wed	2/5/20	7:00 PM	Rochester	Cleveland
Fri	2/7/20	7:05 PM	Syracuse	Rochester
Sat	2/8/20	4:00 PM	Rochester	Toronto
Tue	2/11/20	7:00 PM	Rochester	Charlotte
Wed	2/12/20	7:00 PM	Rochester	Charlotte
Sat	2/15/20	7:00 PM	Rochester	Syracuse
Sun	2/16/20	3:05 PM	Utica	Rochester



ROCHESTER AMERICANS



FEBRUARY | 2020

DAY	DATE	GAME TIME	VISITING TEAM	HOME TEAM
Wed	2/19/20	7:05 PM	Belleville	Rochester
Fri	2/21/20	7:05 PM	Lehigh Valley	Rochester
Sat	2/22/20	7:05 PM	Cleveland	Rochester
Wed	2/26/20	7:00 PM	Utica	Rochester
Fri	2/28/20	7:00 PM	Laval	Rochester
Sat	2/29/20	7:00 PM	Rochester	@ Syracuse

MARCH | 2020

DAY	DATE	GAME TIME	VISITING TEAM	HOME TEAM
Wed	3/4/20	7:05 PM	Utica	Rochester
Fri	3/6/20	7:00 PM	Rochester	@ Belleville
Sat	3/7/20	7:00 PM	Rochester	@ Belleville
Wed	3/11/20	7:05 PM	Binghamton	Rochester
Fri	3/13/20	7:05 PM	Syracuse	Rochester
Sun	3/15/20	3:00 PM	Rochester	@ Cleveland
Tue	3/17/20	1:30 PM	Rochester	@ Toronto*
Fri	3/20/20	7:05 PM	Springfield	Rochester
Sat	3/21/20	7:05 PM	Springfield	Rochester
Wed	3/25/20	7:05 PM	Toronto	Rochester
Sat	3/28/20	7:05 PM	Rochester	@ Wilkes-Barre/Scranton
Sun	3/29/20	3:00 PM	Rochester	@ Bridgeport

*Scotiabank Arena in Toronto, Ontario

APRIL | 2020

DAY	DATE	GAME TIME	VISITING TEAM	HOME TEAM
Wed	4/1/20	7:05 PM	Utica	Rochester
Fri	4/3/20	7:05 PM	Syracuse	Rochester
Sat	4/4/20	7:00 PM	Rochester	@ Syracuse
Wed	4/8/20	7:00 PM	Rochester	@ Utica
Fri	4/10/20	7:05 PM	Bridgeport	Rochester
Sat	4/11/20	7:05 PM	Rochester	@ Binghamton





MISCELLANEOUS





Television and Broadcast MISCELLANEOUS



TELEVISION



In June 2016, the Sabres and MSG Networks announced a new, long-term rights agreement for Buffalo Sabres games and the creation of "MSG Western New York," a comprehensive programming partnership that will air new content relating to the Sabres and other Pegula Sports and Entertainment properties on MSG in Western New York.

In the 2019-20 season, the Sabres and MSG will continue their partnership in which MSG will own the exclusive local rights to telecast the team's games. MSG Networks, an industry leader in production and technology, is the nation's longest-running regional sports network and part of Madison Square Garden L.P.

All Sabres telecasts on MSG are produced and broadcast by the team's in-house broadcasting team and feature the Sabres broadcasters and analysts exclusively.

Calling the action on MSG telecasts and on WGR 550 AM are Foster Hewitt Award winner and Sabres Hall-of-Famer Rick Jeanneret, who embarks on his 49th year behind the microphone in 2019-20, and veteran broadcaster Dan Dunleavy, who returns for his seventh season with the Sabres' broadcast team. In addition to his play-by-play duties, Dunleavy will contribute to the Sabres' pre- and post-game shows and to Sabres.com.

Rob Ray, a 16-year veteran of Sabres broadcasts, is in his eighth season as the full-time color analyst. After joining the broadcast team in 2003-04, Ray served as a second color analyst and the "between-the-glass" reporter for eight seasons before stepping into his current role. In his role as color analyst, Ray remains at ice level to provide a close-up perspective of the game's action.

Brian Duff, who joined the Sabres broadcast team in 2011-12, will again serve as the full-time in-game host for all Sabres broadcasts on MSG. In that role, Duff will host the pregame show the post-game report and the intermission reports between periods.

Former Sabres goaltender Martin Biron returns for his third season with the Sabres' broadcast, providing in-depth analysis before, during and after games alongside Duff.

Buffalo Sabres hockey on MSG is produced by Joe Pinter and directed by Eric Grossman.

RICK JEANNERET | PLAY-BY-PLAY ANNOUNCER



Currently the longest-tenured broadcaster in hockey, Rick Jeanneret will begin his 49th year behind the microphone calling the action for Buffalo Sabres games. Jeanneret was the 2012 recipient of the Foster Hewitt Memorial Award – the most prestigious award given to hockey broadcasters – and was formally recognized by the Hockey Hall of Fame in November 2012. He was inducted into the Sabres Hall of Fame in 2011 and was inducted into the Greater Buffalo Sports Hall of Fame in fall 2012.

With his vast knowledge of the game and his unwavering enthusiasm for hockey, Jeanneret's distinct voice has been synonymous with the Buffalo Sabres for over four decades. He began his prolific career with the Sabres in the 1971-72 season as the club's radio play-by-play announcer and served primarily in that role until 1995, when he began calling the action for the team's televised games as well. His memorable calls and player nicknames have become forever linked with Sabres history for generations of fans.

Jeanneret's career officially began in 1963, when the St. Catharines, Ontario native filled in for the regular announcer at a Niagara Falls Flyers (Junior A) game. He went on to become the color analyst for one season before moving to the play-by-play position in 1965.

Jeanneret currently resides in Niagara Falls, Ontario with his wife, Sandra. Rick has two sons, Mark and Chris.

DAN DUNLEAVY | PLAY-BY-PLAY ANNOUNCER/REPORTER



Prior to joining the Sabres broadcast team in 2013, Dan Dunleavy spent 19 years at Sportsnet Radio and The Fan 590 Toronto. In addition to filling in as a play-by-play voice for the Sabres in the 2010-11 season, Dunleavy's experience includes nine years of play-by-play for the IIHF World Junior Hockey Championship, the 2008 IIHF World Hockey Championship in Halifax and Quebec City, Men's and Women's Hockey at the 2010 Vancouver Olympics, the OHL's Mississauga Majors, and Canadian Hockey League and American Hockey League games on Rogers Sportsnet.

The Toronto native has also called soccer and lacrosse games, serving as the play-by-play voice for the National Lacrosse League's Toronto Rock on The Fan 590 and the radio and television play-by-play voice for Toronto FC on Sportsnet TV/Radio and TSN 1050 Radio.

Dunleavy currently resides in Fort Erie, Ontario with his wife, Brenda.



Television and Broadcast MISCELLANEOUS



ROB RAY | COLOR ANALYST



Rob Ray, who begins his 16th season on Buffalo Sabres broadcasts, will be entering his eighth season as the full-time color analyst for all Sabres games this season. After joining the broadcast team in 2003-04, Ray has served as a color analyst and the “between-the-benches” reporter for the past 15 years. In his role as color analyst, Ray will remain at ice level to provide a close-up perspective of the game's action.

Ray's hockey expertise stems from his 16-year NHL career as a right wing, 14 seasons of which were spent with the Sabres. Known for his toughness on the ice, Ray ranks sixth in NHL history for career penalty minutes (3,207) and holds the Sabres' team record in the same category with 3,189 penalty minutes. Ray played in 900 total NHL games during his career and 889 games with the Sabres, the fourth-most in franchise history.

Despite being one of the game's toughest enforcers, Ray was also awarded the NHL's King Clancy Memorial Award in 1999 for his leadership and humanitarianism. He remains as one of the Sabres' most active alumni, currently serving as president of the Sabres Alumni Association. Ray and his wife, Julianne, live in Grand Island, New York with their son, Rob Jr., and their daughter, Jordan.

BRIAN DUFF | STUDIO HOST



A 28-year broadcasting veteran, Brian Duff begins his seventh full season as the studio host for all Buffalo Sabres broadcasts. He joined the broadcast team in 2011-12 on a part-time basis in the same role for many of the team's road games.

Duff came to the Sabres after spending five seasons with the NHL Network, most recently as host of NHL on the Fly and NHL Tonight.

Prior to joining NHL Network, Duff spent six years as the pre- and post-game host for Toronto Maple Leafs hockey on Leafs TV. His extensive hockey broadcasting career also includes stints as the radio host for pre- and post-game coverage of the Ottawa Senators and Edmonton Oilers and radio game analyst for the Senators and the WHL's Medicine Hat Tigers.

In addition, Duff has provided play-by-play for the National Lacrosse League on Versus and TSN, including the 2010 and 2011 championship games. He worked at The Score as an anchor and reporter and provided play-by-play for Ottawa Rebel lacrosse and the Mann Cup. Duff has also freelanced for multiple media outlets including ESPN and the Associated Press.

Duff, who grew up in Whitby, Ontario, holds a broadcasting diploma from Mount Royal College in Calgary and currently resides in Hamburg, New York with his wife, Leilon, and their children, Isabelle and Rhiannon.

MARTY BIRON | STUDIO ANALYST



Martin Biron is in his third season as the studio analyst for the Buffalo Sabres after being named to the position in August 2017. His primary role is to serve as an analyst alongside Brian Duff during the pregame, intermission and postgame portions of the broadcast. Biron will also provide in-game analysis at select times both at ice level and in the broadcast booth.

Biron was the Sabres' first-round pick in the 1995 NHL Draft and went on to rank fourth in franchise history among goaltenders with 300 games played in his nine seasons with the club. In 2007, he was traded to the Philadelphia Flyers and led the team to the 2008 Eastern Conference Final. Following his time in Philadelphia, Biron went on to spend time with the Islanders and Rangers before retiring from the NHL in October 2013.

In addition to his role on the Sabres' broadcast, Biron is a frequent contributor to The Instigators and produces content for Sabres.com. He also assists with the goaltending program for the Academy of Hockey.

RADIO BROADCAST



Sabres coverage on the radio can be found exclusively on WGR 550, the team's radio partner for more than 25 years. Game-day broadcasts include the action from Jeanneret and Ray, along with a post-game show hosted by Brian Koziol featuring a complete game recap, player interviews and scores from around the league. Paul Hamilton, who returns as the station's Sabres beat reporter, will provide live updates from Sabres games and practices all season long.

Returning for its eighth season is the team's flagship radio program, The Instigators. The show is broadcast live, year-round from 10 a.m. to 12 p.m. Monday through Friday. The program is an additional outlet for Sabres fans to hear exclusive interviews, analysis, team updates, and recaps of Sabres games and practices.

Serving as hosts of The Instigators are former Sabres Andrew Peters and Craig Rivet. Peters was a member of the Sabres for five seasons, from 2003-04 to 2008-09 before joining the show full-time in 2014-15. Rivet, who joined Peters as a co-host in 2016, captained the Sabres from 2008 to 2011.



Media Information MISCELLANEOUS



MEDIA INFORMATION

Requests for information should be directed to the Sabres' Media Relations Department, Buffalo Sabres, KeyBank Center, One Seymour H. Knox, III Plaza, Buffalo, NY 14203. The main office phone number is (716) 855-4100.

BUFFALO SABRES MEDIA RELATIONS STAFF

Chris Bandura
Vice President of Media Relations
chris.bandura@sabres.com
716.855.4515 (Office)
716.983.6735 (Cell)

Chris Dierken
Manager of Media Relations
chris.dierken@sabres.com
716.855.4417 (Office)
716.207.5188 (Cell)

Ian Ott
Senior Manager of Media Relations
ian.ott@sabres.com
716.855.4484 (Office)
716.479.5481 (Cell)

Lindsey Brown
Coordinator of Media Relations
lindsey.brown@sabres.com
716.855.4127 (Office)
847.274.8974 (Cell)

MEDIA WEBSITE: SabresDigitalPressBox.com **Media Relations Department Twitter Account:** @SabresPR

CREDENTIALS

Season credentials are available only to those media members who cover the team on a regular basis. Those who need media credentials for an individual game should contact Ian Ott via email (ian.ott@sabres.com) by 5 p.m. the day before a game, and by 5 p.m. on Friday before a Sunday game. **All requests for individual game seating should be submitted by the publication editor using a professional email account.** Furthermore, freelance photographers will be admitted on an assignment-only basis, which must come from the photo editor. Press box seats are filled on a space-available basis.

*Press credentials can be picked up on the day of a game at the arena's security office until 4:30 p.m. From 4:30 p.m. onward, the passes will be at the media entrance described below (please note that pick up times will be adjusted for afternoon games).

*Credentials should be displayed at all times for admission to the press box, press lounge/work room and dressing room area. **YOUR COOPERATION IS APPRECIATED IN MAINTAINING A WORKING ATMOSPHERE IN THE LOCKER ROOM(S). ABSOLUTELY NO AUTOGRAPH REQUESTS OR UNAUTHORIZED PHOTOGRAPHY WILL BE ALLOWED. VIOLATORS WILL BE ASKED TO LEAVE.**

*All requests for pre-game live shots should be coordinated through Chrisanne Bellas at (716) 855-4476 to ensure location and transmission.

GAME-DAY PROCEDURES

Entering KeyBank Center

Credentialed media can enter the arena through the security entrance, located at the plaza area on the east (Illinois Street) side of the building, aligned with the middle of the parking ramp. Credentials can be picked up at the credential table (located past security) two and a half hours before games or at security before the morning skate.

Directions to Press Box

All media should use the freight elevator, located beyond the credential table, when moving between the Event Level (ground floor, "ER") and the Press Level ("P"). Seating charts are posted throughout the press box to assist in finding designated seating areas.

Internet Access

Wireless internet access is available for all visiting media. To access the "Sabres Media" network, enter "season19-20" as the password.

Media Dining

The media dining room is located directly across from the credential table on the Event Level. The cost of game day meals is \$11. Snacks and beverages will also be provided in the press box. The dining room opens two hours before the start of the game.

Post-Game Interviews

Player availability will begin no later than 10 minutes after the conclusion of each game, in the Sabres locker room. Head Coach Ralph Krueger will be available in the press conference room (on the left just before entering the locker room hallway) following player interviews.

Media Work Areas

The media is welcome to work after the game in the press conference room or in the press box. Final stats will be available in the press box. Please note that the media dining room is not available as a work space on the morning of a game day.

**Please note that smoking is prohibited not only in both the press lounge/work room and the press box, but also in the whole arena (under NY State law).*

**There are electrical outlets, ethernet jacks and phone jacks at all seats in the press box, but phone lines are not active unless arrangements are made by calling Ken Dowd at (716) 855-4570.*

Practice sessions/Game-Day Skates

Practice sessions and morning skates on game days are open to the media. Head Coach Ralph Krueger and Sabres players are available to the media following the sessions. Media members attending these practices should contact Chris Bandura to verify times and specific player interview needs. Practices that cannot be held at KeyBank Center will take place at LECOM Harborcenter. Practice times for the current month can be found at SabresDigitalPressBox.com/media_calendar.



MISCELLANEOUS

DIRECTIONS

KeyBank Center is on Buffalo's waterfront at the end of Washington Street and is bordered by Main and Illinois Streets and South Park Avenue. There are several parking lots in that area. For directions see below or, for more detailed information, contact the Sabres at (716) 855-4100.

FROM N.Y. STATE THRUWAY (90): Take Interstate 90 to downtown Buffalo to 190 North (exit 53). Recommended: Take exit 5 (Hamburg Street), turning right onto Hamburg Street. Turn right onto Perry Street (first light) or South Park Avenue (second light). KeyBank Center is two blocks ahead with parking past Michigan Avenue.

ALTERNATE: Stay to the right on exit ramp and exit onto Louisiana Street. Make a left onto Louisiana Street and take it to the first light. Turn right onto Perry Street. KeyBank Center is ahead with parking available on either side of Perry Street.

FROM CANADA AND NORTH: Take the 190 South heading toward downtown Buffalo. Exit at Niagara Street and head toward downtown. Turn right on South Elmwood Avenue (before City Hall) and continue until you cross Church Street, at that point Elmwood becomes Lower Terrace (Adam's Mark Hotel on your right). Travel on Lower Terrace and turn right on Washington. KeyBank Center is at the end of Washington.

TAXI COMPANIES

Airport(716) 633-8294
City Service.....(716) 852-4000

Downtown(716) 852-2428
Kenmore(716) 876-3030

Liberty.....(716) 877-7111
South Buffalo.....(716) 822-6300

RIDESHARING SERVICES

Uber and Lyft are available for access to and from KeyBank Center. The designated pickup zone is located on Scott Street, near the corner of Scott and Washington Streets, one block from the main entrance of the arena.

BUFFALO HOTELS | 716 AREA CODE

Buffalo Grand.....845-5100
Buffalo Marriott Harborcenter852-0049
Buffalo/Niagara Marriott 689-6900
Comfort Suites.....633-6000
Courtyard Marriott.....840-9566
Embassy Suites.....842-1000

Hampton Inn.....894-8000
Holiday Inn Downtown 886-2121
Hyatt Regency Buffalo 856-1234
Mansion on Delaware886-3300
Westin Buffalo.....854-9000





Ticket Information MISCELLANEOUS



KEYBANK CENTER

The Buffalo Sabres will continue to feature a dynamic pricing model for all games at KeyBank Center in the 2019-2020 season that will adjust ticket prices to better reflect demand throughout the season.

Sabres tickets are available in person at the KeyBank Center Box Office. Tickets may be purchased online at www.sabres.com or www.tickets.com. To charge tickets by phone, call 1.888.223.6000.



KeyBank Center





MISCELLANEOUS



2019 OCTOBER

SUN	MON	TUE	WED	THU	FRI	SAT
				7:00	7:00	
		1	2	3	4	5
6	7:00		7:00	7:00		
	7	8	9	10	11	12
	3:00		10:00	10:30		10:30
13	14	15	16	17	18	19
		7:00		7:00	7:30	
20	21	22	23	24	25	26
	7:00					
27	28	29	30	31		

2019 NOVEMBER

SUN	MON	TUE	WED	THU	FRI	SAT
					7:00	7:00
					1	2
					2:00	1:00
3	4	5	6	7	8	9
				7:00		7:00
10	11	12	13	14	15	16
				7:00		
17		7:00		7:00		
24	7:00		7:00		4:00	7:00
25	26	27	28	29	30	

2019 DECEMBER

SUN	MON	TUE	WED	THU	FRI	SAT
	7:00			9:00		4:00
1	2	3	4	5	6	7
8:00		7:30		7:00		1:00
8	9	10	11	12	13	14
		7:00		7:00		1:00
15	16	17	18	19	20	21
	7:30					
22	23	24	25	26	27	28
					7:00	
29	30	31				

2020 JANUARY

SUN	MON	TUE	WED	THU	FRI	SAT
				7:00		7:00
			1	2	3	4
				8:00		1:00
5	6	7	8	9	10	11
5:00		7:00		8:30		8:00
12	13	14	15	16	17	18
19	20	21	22	23	24	25
		7:00		7:00		
26	27	28	29	30	31	

2020 FEBRUARY

SUN	MON	TUE	WED	THU	FRI	SAT
						1:00
						1
		7:00		7:00	7:00	
2	3	4	5	6	7	8
		7:00		7:00		
9	10	11	12	13	14	15
16	17	7:30				1:00
23			8:00		10:00	8:00
24	25	26	27	28	29	

2020 MARCH

SUN	MON	TUE	WED	THU	FRI	SAT
		8:00		7:00		7:00
1	2	3	4	5	6	7
	7:00			7:00		
8	9	10	11	12	13	14
		7:00		7:00		2:00
15	16	17	18	19	20	21
		7:00		7:00		8:00
22	23	24	25	26	27	28
	7:00					
29	30	31				

2020 APRIL

SUN	MON	TUE	WED	THU	FRI	SAT
				7:00		7:00
			1	2	3	4
5	6	7	8	9	10	11
12	13	14	15	16	17	18



**HOME GAMES
IN GOLD**

**AWAY GAMES
IN BLUE**



Games played on Friday, November 8th and 9th vs. Tampa Bay Lightning are part of the 2019 NHL Global Series, played at Ericsson Globe in Stockholm, Sweden.

SABRES.COM



MISCELLANEOUS

SEPTEMBER 2019

- 5 Rookie camps open
- 12 Training camps open
- 15 Preseason schedule begins
- 15-Oct. 15 NHL Celebrates National Hispanic Heritage
- 17 NHL Board of Governors Meeting (New York, NY)
- 18 2019 Kraft Hockeyville Canada: Montreal Canadiens vs. Florida Panthers (K.C. Irving Regional Centre, Bathurst, N.B.)
- Winning community: Renous, N.B.
- 26 2019 Kraft Hockeyville™ USA: Detroit Red Wings vs. St. Louis Blues (Calumet Colosseum, Calumet, Mich.)
- 29 NHL Global Series Challenge™: Chicago Blackhawks vs. Eisbären Berlin (Mercedes-Benz Arena, Berlin, Germany)
- 30 NHL Global Series Challenge™: Philadelphia Flyers vs. Lausanne HC (Vaudoise Arena, Lausanne, Switzerland)

OCTOBER 2019

- 1 Opening day playing rosters set (5 p.m. ET)
- 2 Opening night of 2019-20 NHL regular season (4 games)
- 2 St. Louis Blues raise Stanley Cup banner (vs. Washington Capitals)
- 4 2019 NHL Global Series™: Chicago Blackhawks vs. Philadelphia Flyers (O2 Arena, Prague, Czech Republic)
- 5 Buffalo Sabres Home Opener for 50th Anniversary Season at KeyBank Center (vs. New Jersey Devils)
- 9 Vancouver Canucks Home Opener for 50th Anniversary Season at Rogers Arena (vs. Los Angeles Kings)
- 21 NHL Alumni Awards Gala – Honorees: TBA (Scotiabank Centre, Toronto, Ont.)
- 26 2019 Tim Hortons NHL Heritage Classic™: Calgary Flames at Winnipeg Jets (Mosaic Stadium, Regina, SK)

NOVEMBER 2019

- 1-30 Hockey Fights Cancer Awareness Month
- 8 & 9 2019 NHL Global Series™: Buffalo Sabres vs. Tampa Bay Lightning (Ericsson Globe, Stockholm, Sweden)
- 15 Hockey Hall of Fame Game: Boston Bruins at Toronto Maple Leafs
- 18 Hockey Hall of Fame Induction Ceremony (Toronto, Ont.): Inductees: Guy Carbonneau, Vaclav Nedomansky, Hayley Wickenheiser and Sergei Zubov (Player category); Jim Rutherford, Jerry York (Builder category); Frank Brown, Jim Hughson (Media honorees).
- 19 NHL General Managers' Meeting (NHL Toronto Office, Toronto, Ont.)
- 26 NHL Founders Day (1917)
- 29 2019 NHL Thanksgiving Showdown™: New York Rangers at Boston Bruins

DECEMBER 2019

- 1 Signing deadline for Group 2 free agents (5 p.m. ET)
- 9-10 NHL Board of Governors Meeting (Pebble Beach, Calif.)
- 12 U.S. Hockey Hall of Fame Induction (Inductees: Gary Bettman, Brian Gionta, Neal Henderson, Tim Thomas & Krissy Wendell) and Celebration of Lester Patrick (Recipient: TBA) (Location: Washington, D.C.)
- 19 102nd Anniversary of League's first games played
- 19-27 Holiday roster freeze in effect: For all players on an NHL active roster, injured reserve, or with non-roster and injured non-roster status as of midnight (local time) Dec. 19, a roster freeze shall apply through midnight (local time) Dec. 27, with respect to waivers, trades and loans, subject to the exceptions provided for in CBA Article 16.5 (d).
- 24-26 Holiday break (no scheduled practices – dressing rooms closed)
- 26-Jan. 5 IIHF World Junior Championship (Ostrava/Trinec, Czech Republic)

JANUARY 2020

- 1 2020 Bridgestone NHL Winter Classic®: Nashville Predators at Dallas Stars (The Cotton Bowl, Dallas, Tex.)
- Week of 13th NHL Central Scouting Mid-Season Rankings release
- 16 CHL/NHL Top Prospects Game (FirstOntario Centre, Hamilton, Ont.)
- 20 USA Hockey's annual All-American Prospects Game (USA Hockey Arena, Plymouth, Mich.)
- 23-26 NHL All-Star Break (no games played)
- 23-25 No scheduled practices – dressing rooms closed
- 24 2020 NHL All-Star Skills Competition™ (Enterprise Center, St. Louis, Mo.)
- 25 2020 Honda NHL All-Star Game (Enterprise Center, St. Louis, Mo.)
- 26-27 2020 AHL All-Star Classic (Citizens Business Bank Arena, Ontario, Calif.)
- 27 NHL regular season resumes



NHL Critical Dates MISCELLANEOUS



FEBRUARY 2020

- 1-29 NHL Celebrates Black History Month
- 8 Hockey Day in Canada (all 7 Canadian NHL Clubs in action)
- 8 20th Annual Scotiabank Hockey Day in Canada (Host: Yellowknife, NT)
- 15 2020 NHL Stadium Series™: Los Angeles Kings at Colorado Avalanche (U.S. Air Force Academy's Falcon Stadium, Colorado Springs, Colo.)
- 16 Hockey Day in America
- 16-23 Hockey Week Across America (USA Hockey)
- 24 2020 NHL Trade Deadline (3 p.m. ET)

MARCH 2020

- 1-31 NHL Celebrates Gender Equality Month
- 2-4 NHL General Managers' Meeting (Boca Raton, Fla.)
- 27-29 NCAA Men's Ice Hockey Regionals

APRIL 2020

- 1-30 NHL Celebrates Earth Month
- 4 Last day of 2019-20 regular season (15 games)
- Week of 6th NHL Central Scouting Final Rankings release
- 8 Stanley Cup Playoffs begin
- 9-11 NCAA Frozen Four (Little Caesars Arena, Detroit, Mich.)
- 16-26 IIHF Under-18 World Championship (Ann Arbor/Plymouth, Mich.)
- TBD 2020 NHL Draft Lottery

MAY 2020

- 8-24 IIHF World Championship (Zurich/Lausanne, Switzerland)
- 22-31 2020 CHL Memorial Cup (Prospera Place, Kelowna, B.C.)

JUNE 2020

- 1-30 NHL Celebrates Pride Month
- 1-6 2020 NHL Scouting Combine (Buffalo, N.Y.)
- 13 Last possible day for 2020 Stanley Cup Final
- 17 2020 NHL Awards™ (Las Vegas, Nev.)
- 26-27 2020 NHL Draft™ (Bell Centre, Montreal, Que.)

JULY 2020

- 1 Free agency begins (12 p.m. ET)
- 5 Deadline for player-elected salary arbitration notification (5 p.m. ET)
- 6 Deadline for club-elected salary arbitration notification (5 p.m. ET)
- 20-Aug. 4 Salary arbitration hearings held

AUGUST 2020

- 6 Deadline for salary arbitration decisions to be rendered





MISCELLANEOUS



REFEREES

NAME	NUMBER
Anderson, Reid*	49
Blandina, Brandon*	39
Brenk, Jacob	26
Charron, Francis	6
Chmielewski, Tom	18
Dunning, Mitch*	43
Dwyer, Gord	19
Furlatt, Eric	27
Halkidis, Beaudry*	48
Hanson, Trevor	14
Hebert, Ghislain	22
Hebert, Jean	15
Joannette, Marc	25
Kelly, Dan*	45
Kozari, Steve	40
Lambert, Pierre	37
L'Écuyer, Frederick	17
Lee, Chris	28
Luxmore, Thomas John	21
MacDougall, Peter	38
Markovic, Michael*	47
McCauley, Wes	4
McIsaac, Jon	2
Meier, Brad	34
Morton, Dean	36
Nicholson, Kendrick	30
O'Donnell, Conor*	39
O'Halloran, Dan	13
O'Rourke, Dan	9
Peel, Tim	20
Pochmara, Brian	16
Pollock, Kevin	33
Rank, Garrett	7
Rehman, Kyle	10
Rooney, Chris	5
Schlenker, Chris	3
Schrader, Brandon*	46
Skilliter, Graham	24
South, Furman*	44
St-Laurent, Francois	8
St. Pierre, Justin	12
Sutherland, Kelly	11
Syvret, Corey*	42
Walsh, Ian	29

LINESMEN

NAME	NUMBER
Alphonso, Shandor	52
Amell, Derek	75
Baker, Tyson*	88
Barton, Steve	59
Berg, Devin	87
Brisebois, David	96
Cherrey, Scott	50
Cormier, Michel	76
Daisy, Ryan	81
Devorski, Greg	54
Driscoll, Scott	68
Flemington, Kyle*	55
Fournier, Julien*	56
Galloway, Ryan	82
Gawryletz, Brandon	64
Gawryletz, Travis	67
Gibbons, Ryan	58
Gibbs, Darren	66
Knorr, Trent	63
Kovachik, Brad	71
Mach, Brian	78
MacPherson, Matt	83
Marquis, Jesse*	86
Miller, Steve	89
Mills, Bevan	53
Murchison, Kiel	79
Murphy, Brian	93
Murray, Jonny	95
Nagy, Kory	97
Nansen, Derek	70
Pancich, Bryan	94
Racicot, Pierre	65
Rody, Vaughan	73
Sericolo, Anthony	84
Shewchyk, Mark	92
Smith, Andrew	51
Suchanek, Libor	60
Tobias, James	61
Toomey, Travis*	90

* minor league official



**BEST ENJOYED
ON ICE**



**OFFICIAL FAN REFRESHMENT
OF THE SABRES**