

# 1978-79 Sabres' Schedule

S	M	T	W	T	F	S	S	M	T	W	T	F	S
OCTOBER							NOVEMBER						
1	2	3	4	5	6	7				1	2	3	4
8	9	10	11	12	13	14	5	6	7	8	9	10	11
15	16	17	18	19	20	21	12	13	14	15	16	17	18
22	23	24	25	26	27	28	19	20	21	22	23	24	25
29	30	31					26	27	28	29	30		
DECEMBER							JANUARY						
					1	2	1	2	3	4	5	6	
3	4	5	6	7	8	9	7	8	9	10	11	12	13
10	11	12	13	14	15	16	14	15	16	17	18	19	20
17	18	19	20	21	22	23	21	22	23	24	25	26	27
24	25	26	27	28	29	30	28	29	30	31			
31													
FEBRUARY							MARCH						
				1	2	3				1	2	3	4
4	5	6	7	8	9	10	4	5	6	7	8	9	10
11	12	13	14	15	16	17	11	12	13	14	15	16	17
18	19	20	21	22	23	24	18	19	20	21	22	23	24
25	26	27	28				25	26	27	28	29	30	31

w Indicates games televised on WGR-TV  
 c Indicates games televised on Cable TV  
 \* Indicates afternoon game

HOME AWAY

**THE BANK OF NEW YORK**  
 Western Region

The Buffalo Sabres Official Media Guide is sponsored by The Bank of New York - Western Region



**1978-79**  
**BUFFALO SABRES**  
**OFFICIAL MEDIA GUIDE**

\$1.50

24002

# Being a customer of The Bank of New York has its advantages. Almost 150 of them, in fact.

That's how many Bank of New York offices stretch from one end of New York State to the other. Offices where you can cash a check, make a deposit or payment, and receive the same helpful, courteous banking service you're used to in your home office. Wherever you go, go with The Bank of New York.

Nobody knows New York better than its oldest bank.  
**THE BANK OF NEW YORK.**  
**BUFFALO, NEW YORK.**

MEMBER FDIC




**THE FRONT OFFICE**  
Second-year Sabres coach Marcel Pronovost's name is inducted into Hockey's Hall of Fame during the off-season.



**THE YEAR PAST**  
All-Star Gil Perreault made a friend, 7-year-old Stacey Heil, at the 1978 NHL All-Star Game in Buffalo... and he scored the winning goal too.



**THE PLAYERS**  
Don Edwards and Bob Sauve give the Sabres a great and young one-two punch in goal.



**THE MEDIA**  
Hockey night in Buffalo via the marvels of electronic wizardry... at least until a power failure.

## T A B L E O F C O N T E N T S

Directory	2
<b>The Front Office</b>	3
Seymour/Nothrup Knox	4
Robert Swados/David Forman	5
Punch Imlach/John Andersen	6
Marcel Pronovost	7
Sabres' Staff/Scouts	8
<b>The Year Past</b>	9
The Year Past	10
Sabres' Final Scoring Statistics, 1977-78	11
1977-78 Scores	12, 13
1977-78 Final NHL Standings	14
Buffalo vs.	
Atlanta/Boston	15, 16
Chicago/Cleveland	17, 18
Colorado/Detroit	19, 20
Los Angeles/Minnesota	21, 22
Montreal/N.Y.I.	23, 24
N.Y.R./Philadelphia	25, 26
Pittsburgh/St. Louis	27, 28
Toronto/Vancouver	29, 30
Washington	31
<b>Power Play and Short Handed Goals</b>	
Hat Tricks/Penalty Shots	32
What Did They Wear?	33
Sabres' Scoring Story	34, 35
Record By Month	35
Eight Years in the NHL	36
Amateur Draft Selections	37, 38
The Sabres from Where and When	39
Awards and Trophies	40-42
Sabres' Regular Season Records	43-45
Sabres' Playoff Records	46-48
<b>The Players</b>	49
Player Biographies	50-93
1978-79 Roster	72, 73
Prospects	94-98
<b>The Media</b>	99
Sabres' Broadcast Crew	100
Accommodations/ Media Services	101
NHL Public Relations Directory	102
Sabres' Homes Away from Home	103
Breakdown of 1977-78 Schedule	104

**COVER:** Rookie Don Edwards earned a berth on the NHL Second All-Star team at the end of the 1977-78 season.

**Photo by Bill Wippert.**

**EDITED BY:** Leslie Brinkworth and Paul Wieland.

**PHOTOS BY:** Ron Moscati, Robert B. Shaver, David Sherman and Bill Wippert.

## 1978-79 SABRES' DIRECTORY

Chairman of the Board and President  
Vice Chairman of the Board  
Vice President and Counsel  
Administrative Vice President  
Treasurer  
Board of Directors

includes all above listed officers and

### \*Member of Executive Committee

Secretary  
Vice President-Hockey/General Mgr.  
Coach  
Director of Public Relations  
Comptroller  
Director of Scouting  
Radio/TV Play-by-Play

### Ticket Manager

Director of Advertising  
Director of Marketing  
Director of Sales  
Director of Security  
Concessions Manager/  
Novelties & Souvenirs  
Club Doctor  
Orthopedic Consultant  
Club Dentist  
Head Trainer  
Assistant Trainer  
Club Staff

### Executive Offices

Telephone-Executive Offices  
Telephone-Ticket Office  
Home Ice  
Dimensions of Rink  
Capacity Including Standees  
Location of Press Box

### Club Colors Uniforms

### Minor Officials

Organist  
Soloist

\*Seymour H. Knox III  
\*Northrup R. Knox  
\*Robert O. Swados  
\*David G. Forman  
\*Joseph T. J. Stewart

Edwin C. Andrews  
Peter C. Andrews  
\*George L. Collins, Jr., M.D.  
John B. Fisher  
Robert E. Rich, Jr.  
Howard T. Saperston, Jr.  
Robert M. Schmon  
\*Paul A. Schoelkopf  
\*George Strawbridge, Jr.  
Arthur Victor, Jr.

James E. Rollis  
George "Punch" Imlach  
Marcel Pronovost  
John Andersen  
Robert W. Pickel  
Paul Wieland  
Ted Darling, Voice of the Sabres.  
Rick Jeanneret  
Lucy Tauriello

James M. Biggar  
Robert E. Chambers, Jr.  
George O. Bergantz  
Mike Scanlan

Jeffrey Pokenwinski  
John L. Butsch, M.D.  
Peter A. Casagrande, M.D.  
Ralph Citron, D.D.S.  
Frank Christie  
Rip Simonick

Barb Baumann, Elaine Boldt,  
Leslie Brinkworth, Pat Gerewicz,  
Linda Hoag, Christine Iwanitz,  
Mary Jones, Gerry Magill,  
Barbara Rimes, Kathleen Riordan,  
Maureen Shanahan, Dory Urbanek,  
Susan Westfall, Verna B. Wojcik,  
Linda Zink

Memorial Auditorium  
716-856-7300  
716-856-3111  
Memorial Auditorium  
196' x 85'  
16,433

Suspended from ceiling on  
West Side

Blue, White, Gold  
Home: Base color white,  
trimmed in blue and gold  
Road: Base color blue,  
trimmed in white and gold

Sam Costello, Milt Ellis,  
Dan Guynn, Lester Harriott,  
Louis Madia, Mario Moretti,  
Hank Olejniczak, David Regan,  
Stanley Renkas, Clifford Smith,  
Norm Wullen  
Joe Byron

## The Front Office



**SEYMOUR H. KNOX III**  
Chairman of the Board  
and President



Excellence in sport is both personal accomplishment and professional aim for Seymour Knox and his brother Norfy. The older Knox brother, Seymour has been a hard-driving dynamic leader in Buffalo's ascendancy in the NHL, as well as in rebuilding the city's self-image. Formerly a nationally ranked squash racquets player and ex-President of the U. S. Squash Racquets Association, Seymour Knox had his hockey career ended as a schoolboy with a football injury. But he continued his interest in the game and it paid off in December 1969 with the grant of a major league franchise to Buffalo. He is a Vice President of Kidder, Peabody and Co., Inc., members of the New York Stock Exchange, and active as a leader in a variety of community organizations. He also serves as the Sabres' representative on the NHL Board of Governors.

**NORTHRUP R. KNOX**

Vice Chairman  
of the Board



Dogged-persistence by the Knox brothers and their hockey associates led to the Buffalo Sabres franchise, and persistence to build toward championship status describes Norfy Knox's life style. He was world champion in the grueling sport of court tennis for ten years, and captain and number one player on the U. S. Polo team in 1966 and 1969. A varsity goalie at Yale University, he was one of the first in the sport to wear contact lenses in the nets, and is the Sabres' alternate representative on the NHL Board of Governors.

**ROBERT O. SWADOS**  
Vice President  
and Counsel



There are a few men who worked long and hard to convince the nation that Buffalo was a big league sports town in the days when there wasn't a big league sports franchise on the Niagara Frontier. Bob Swados was one of those men, and in large part it was his dedication and articulate advocacy for big time sport here that resulted in this becoming one of pro sports premier hotbeds in the past few years.

Former vice president of the Buffalo Bisons Baseball Club and vice president of Major League for Buffalo Inc., he has been counsel to the Knox brothers since their first NHL application in 1965. He is a partner in the law firm of Cohen, Swados, Wright, Hanifin & Bradford. He was elected secretary to the NHL Board of Governors two years ago, the first league office held by a Buffalo representative.

**DAVID G. FORMAN**

Administrative Vice President



The day-to-day headaches of the business of sport have been handled since the beginning of the Sabres by Dave Forman, whose administrative ability centers on separating the wheat from the chaff when problems are put before him. If it's sometimes hard to find Dave Forman at his desk, it's because he's out in the Auditorium — in hard hat if need be — checking out some construction, or off at a TV studio arranging for a broader schedule of game telecasts.

A well-known business and civic leader in Western New York for three decades, he was named administrative vice president and a member of the Sabres' executive committee in the fall of 1970, after serving as club VP since the franchise was awarded.

**GEORGE "PUNCH" IMLACH**  
Vice President/Hockey  
and General Manager



The Buffalo Sabres under Punch Imlach, says Punch Imlach, have a big problem: the club has not yet won its first Stanley Cup. And Imlach, who won four of them as coach and general manager of the Toronto Maple Leafs, is the first to admit his disappointment at this fact. But if trying, trading and an unbending will to win can do the job, then Imlach brings all the right ingredients to his job. The Sabres are still one of the NHL's younger teams, in keeping with Imlach's beginning philosophy that he would build a winner through the draft.


The winner he built was the first expansion club to make the old East Division playoffs in 1972-73, won the Prince of Wales Conference and Adams Division championships in 1974-75, and this past season finished fifth overall in regular season play.

During the off season Imlach pinned the lack of Sabres success in the Stanley Cup playoffs on a lack of aggressiveness. "I don't believe in goon hockey," said Imlach. "But we have to become more aggressive, if we're going to go further."

Born in Toronto March 15, 1918, Punch played senior hockey there, but never played in the NHL. He first coached the Quebec Aces, then joined the Springfield Indians of the AHL in 1956. Punch came to Toronto in 1958 and to Buffalo in 1970 as coach and general manager. He was sidelined from coaching duties in 1972 by a heart attack. He and his wife, Dodo, have a son, Brent, who played briefly for the Maple Leafs, and a daughter Marlene.

**JOHN ANDERSEN**

**Director of Scouting**



There are good teams, and there are young teams in the NHL. But it takes a successful scouting system to build both a good and a young team at the same time. And John Andersen has operated just that kind of a system since the Sabres began in 1970. John and his scouts have helped build the heart of a Stanley Cup contender through the draft, and high choices such as Gill Perreault, Rick Martin, Jim Schoenfeld and so on have blossomed quickly into NHL stars. A native of Denmark, Andersen emigrated to Canada and joined the Toronto Maple Leafs organization under Punch Imlach. He was with Toronto for 10 years, then spent a year with the California Golden Seals before rejoining Punch with the Sabres.

**MARCEL PRONOVOST**  
Coach



The season of 1977-78 had much in store for the 48-year-old first year coach of the Sabres. Marcel was in his first National Hockey League coaching job, which wasn't bad for starters, and late in the year was inducted into the Detroit Red Wings Hall of Fame. And in June of 1978 he was voted to Hockey's Hall of Fame, the pinnacle honor for anyone who's been an NHL player, coach or executive.

During his 20-year NHL playing career, Marcel was one of the league's most durable and best defensemen. He played most of his career with Detroit, and finished up under Punch Imlach with the Toronto Maple Leafs. Marcel was a member of five Stanley Cup teams and was named to the All-Star Team four times. "I wasn't the best player in the NHL when I played," he said, "but I always worked and that's what I expect from my players."

Marcel coached the Chicago Cougars in the WHA and the Hull Festivals of the Quebec Major Junior Hockey League, as well as being Central Hockey League Coach of the Year when he led the Tulsa Oilers in the 1971-72 season. His brother, Jean, is the veteran star winger of the Atlanta Flames. He and his wife, Cindy, have three children, and reside in suburban North Tonawanda.

**SABRES' ALL-TIME COACHING RECORDS**

(REGULAR SEASON)

COACH	Games Coached	Wins	Losses	Ties	Percentage
<b>FLOYD SMITH</b> May, 1974 - May, 1977	241	143	62	36	.668
<b>MARCEL PRONOVOST</b> Oct., 1977 - April, 1978	80	44	19	17	.656
<b>JOE CROZIER</b> Jan., 1972 - May, 1974	192	77	80	35	.492
<b>GEORGE "PUNCH" IMLACH</b> Oct., 1970 - Jan., 1972	119	32	62	25	.378
<b>(PLAYOFFS)</b>					
<b>FLOYD SMITH</b> 1977, 1976, 1975	32	16	16		.500
<b>MARCEL PRONOVOST</b> 1978	8	3	5		.375
<b>JOE CROZIER</b> 1973	6	2	4		.333



**GEORGE O. BERGANTZ**  
Director of Sales



**JAMES M. BIGGAR**  
Director of Advertising



**ROBERT E. CHAMBERS, JR.**  
Director of Marketing



**ROBERT W. PICKEL**  
Comptroller



**MIKE SCAULIAN**  
Director of Security



**LUCY TAURRELLO**  
Ticket Manager



**FRANK CHRISTIE**  
Head Trainer



**RIP SIMONICK**  
Assistant Trainer



**ROY CAST**  
Scout



**BILL GIBB**  
Scout



**BUCKY KANE**  
Scout



**PAUL LOGEL**  
Scout



**DOUG MINOR**  
Scout




**MIKE RACICOT**  
Scout



**JERRY WALKER**  
Scout

# The Year Past



**THE YEAR PAST**

**FINAL 1977-78 BUFFALO SABRES' SCORING STATISTICS**

Once again in 1977-78 the Sabres proved to be one of the quality teams in the NHL, tying for fourth in overall points at season's end and winning every season series with the teams which finished ahead of them, including a series win over the Stanley Cup champion Montreal Canadiens.

But a quarter-final exit from the Stanley Cup playoffs again frustrated the area's Sabres fans, as well as General Manager Punch Imlach and first-year coach Marcel Pronovost.

The Sabres have been a bridesmaid since 1975, their first season to seriously challenge for the Stanley Cup, and it's expected some of the young players who sparkled in late season and playoff duty with Buffalo will get a chance to make this year an even better one for the club.

Highlights of 1977-78 included the emergence of Don Edwards as one of the NHL's premier goalies, as the 23-year-old rookie netminder made the NHL All-Star second team, and was high in balloting for rookie-of-the-year, and the Hart Trophy as the league's MVP. Edwards played more minutes and had more wins than any goalie in Buffalo history, and teamed with the talented Bob Sauve, gives Buffalo a bright future in that critical position.

The National Hockey League All-Star Game came to Buffalo for the first time on January 24, 1978. The host Prince of Wales Conference was the overtime winner, with the tying goal coming from the Sabres' Richard Martin and the winner from Buffalo's Gil Perreault. Reflections on the All-Star festivities which came from around the league afterward rated Buffalo as the best in league history from every angle, as the city proved to be a great host to the stars.

Sabres fans continued to prove their position as the best in the league, with sellouts for every game for the seventh consecutive year despite the fact that the club has yet to win the Stanley Cup.

Looking ahead: the question of how Buffalo will improve enough to win the Stanley Cup remains the prime topic of hockey conversation in Buffalo. New training methods adopted over the summer may help. The youngsters who came on strong late last season should be a factor. Two fine top round draft choices should contribute, and several veterans who were out injured much of last season could be the critical difference if they stay healthy.

"We have to get more aggressive," says Imlach. "When we do that, we will win. Not just most of the time, but enough to bring Buffalo's fans their deserved first Stanley Cup."

PLAYER	GP	G	A	PTS	PIM	PPG	SHG	GWG
Gil Perreault	79	41	48	89	20	7	0	7
Danny Gare	67	39	38	77	95	9	0	2
Rene Robert	69	25	48	73	25	7	0	4
Craig Ramsay	80	28	43	71	18	2	5	3
Richard Martin	65	28	35	63	16	7	0	6
Don Luce	78	26	35	61	24	5	2	3
Gary McAdam	79	19	22	41	44	2	0	5
Jerry Korab	77	7	34	41	119	3	0	2
Andre Savard	80	19	20	39	40	2	0	0
Ric Seiling	80	19	19	38	33	2	0	4
Jocelyn Guevremont	66	7	28	35	46	0	0	1
Jim Lorenz	70	9	15	24	12	6	0	2
Lee Fogolin	76	0	23	23	98	0	0	0
Bill Hait	76	4	18	22	30	0	0	0
Jim Schoenfeld	60	2	20	22	89	0	0	0
Fred Stanfield	57	3	8	11	2	0	0	0
Ron Schrock	40	4	4	8	0	0	0	2
Derek Smith	36	3	3	6	0	0	0	0
Terry Martin	21	3	2	5	9	0	0	2
Richard Dunn	25	0	3	3	16	0	0	0
Don Edwards	72	0	0	3	12	0	0	0
Bill Stewart	13	2	0	2	15	0	0	1
Bob Sauve	11	0	1	1	0	0	0	0
Larry Carriere	9	0	0	0	18	0	0	0
Joe Kowal	6	0	0	0	7	0	0	0
<b>TOTALS</b>	<b>80</b>	<b>288</b>	<b>473</b>	<b>761</b>	<b>788</b>	<b>52</b>	<b>7</b>	<b>44</b>

GOALIES	GPI	Mins	GA	SO	EN	Avg Saves	Efcty	W	L	T
Bob Sauve	11	480	20	0	0	2.50	204	91.7	6	2
Don Edwards	72	4209	185	5	3	2.64	1785	90.6	38	16
Gerry Desjardins	3	111	7	0	0	3.78	25	78.1	0	1
<b>SABRES' OFFENSE: 3.60 Goals Per Game</b>										
<b>SABRES' DEFENSE: 2.69 Goals Per Game</b>										

GOALS BY PERIOD	1	2	3	TOT.	SHOTS ON GOAL	1	2	3	TOT.
BUFFALO	95	108	85	288	BUFFALO	807	886	787	2480
Opponents	76	62	77	215	Opponents	754	772	703	2290

**BUFFALO PENALTIES:**  
284 minors, 30 majors, 3 misc., 4 game misc., 6 bench=800 minutes

**OPPONENTS PENALTIES:**  
304 minors, 30 majors, 0 misc., 1 game misc., 3 bench=774 minutes

BUFFALO RECORD	GP	W	L	T	GF	GA	PTS
at Home	40	25	7	8	142	86	58
on Road	40	19	12	9	146	129	47
vs. Norris Division	25	11	5	9	92	75	31
vs. Adams Division	18	10	7	1	72	50	21
vs. Patrick Division	17	10	4	3	53	43	23
vs. Smythe Division	20	13	3	4	71	47	30
Over-all 1977-78	80	44	19	17	288	215	105
Over-all 1976-77	80	48	24	8	301	220	104
Over-all 1975-76	80	46	21	13	339	240	105
Over-all 1974-75	80	49	16	15	354	240	113
Over-all 1973-74	78	32	34	12	242	250	76
Over-all 1972-73	78	37	27	14	257	219	88
Over-all 1971-72	78	16	39	19	203	289	51
Over-all 1970-71	78	24	39	15	217	291	63
<b>TOTALS</b>	<b>632</b>	<b>296</b>	<b>223</b>	<b>113</b>	<b>2201</b>	<b>1964</b>	<b>705</b>

# BUFFALO SABRES' 1977-78 SCORES

GAME NO.	DATE	VISITING TEAM	SCORE	HOME TEAM	W	L	T	GF	GA	PTS
1.	Oct. 13	NY Islanders	2	BUFFALO	1	0	0	3	2	2
2.	Oct. 15	BUFFALO	5	Toronto	2	0	0	8	4	4
3.	Oct. 16	Chicago	2	BUFFALO	2	1	0	8	6	4
4.	Oct. 19	BUFFALO	2	Chicago	2	1	1	10	8	5
5.	Oct. 20	Colorado	5	BUFFALO	3	1	1	17	13	7
6.	Oct. 23	Minnesota	1	BUFFALO	4	1	1	21	14	9
7.	Oct. 29	BUFFALO	2	NY Islanders	4	2	1	23	18	9
8.	Oct. 30	BUFFALO	4	Montreal	5	2	1	27	18	11
9.	Nov. 3	BUFFALO	4	Boston	6	2	1	31	19	13
10.	Nov. 5	BUFFALO	3	St. Louis	7	2	1	34	20	15
11.	Nov. 6	St. Louis	4	BUFFALO	8	2	1	41	24	17
12.	Nov. 9	BUFFALO	4	NY Rangers	8	3	1	45	32	17
13.	Nov. 10	BUFFALO	3	Philadelphia	9	3	1	48	34	19
14.	Nov. 13	Pittsburgh	3	BUFFALO	9	3	2	51	37	20
15.	Nov. 16	BUFFALO	6	Atlanta	10	3	2	57	39	22
16.	Nov. 17	Toronto	2	BUFFALO	10	4	2	58	41	22
17.	Nov. 19	BUFFALO	7	Washington	11	4	2	65	47	24
18.	Nov. 20	Washington	2	BUFFALO	12	4	2	70	49	26
19.	Nov. 23	Boston	2	BUFFALO	12	5	2	70	51	26
20.	Nov. 24	BUFFALO	1	Montreal	12	6	2	71	55	26
21.	Nov. 27	NY Rangers	2	BUFFALO	13	6	2	74	57	28
22.	Nov. 30	BUFFALO	3	Chicago	14	6	2	77	59	30
23.	Dec. 1	Montreal	1	BUFFALO	15	6	2	80	60	32
24.	Dec. 3	BUFFALO	4	Pittsburgh	15	6	3	84	64	33
25.	Dec. 4	Detroit	1	BUFFALO	16	6	3	90	65	35
26.	Dec. 8	Cleveland	2	BUFFALO	17	6	3	95	67	37
27.	Dec. 10	BUFFALO	4	Minnesota	18	6	3	99	69	39
28.	Dec. 11	Vancouver	0	BUFFALO	19	6	3	102	69	41
29.	Dec. 13	BUFFALO	1	Colorado	19	7	3	103	73	41
30.	Dec. 15	BUFFALO	7	Los Angeles	20	7	3	110	76	43
31.	Dec. 17	BUFFALO	5	Vancouver	20	7	4	115	81	44
32.	Dec. 21	BUFFALO	5	Detroit	21	7	4	120	84	46
33.	Dec. 22	Pittsburgh	3	BUFFALO	21	7	5	123	87	47
34.	Dec. 29	Detroit	3	BUFFALO	21	7	6	126	90	48
35.	Dec. 31	BUFFALO	2	NY Rangers	21	7	7	128	92	49
36.	Jan. 1	Atlanta	2	BUFFALO	21	7	8	130	94	50
37.	Jan. 5	Colorado	3	BUFFALO	22	7	8	135	97	52
38.	Jan. 7	BUFFALO	4	Washington	22	7	9	139	101	53
39.	Jan. 8	Boston	3	BUFFALO	23	7	9	144	104	55
40.	Jan. 11	Los Angeles	3	BUFFALO	23	7	10	147	107	56
41.	Jan. 12	BUFFALO	3	Cleveland	23	8	10	150	113	56
42.	Jan. 14	BUFFALO	2	Detroit	23	9	10	152	119	56
43.	Jan. 19	Cleveland	2	BUFFALO	24	9	10	161	121	58
44.	Jan. 21	BUFFALO	3	St. Louis	25	9	10	164	122	60

12

GAME NO.	DATE	VISITING TEAM	SCORE	HOME TEAM	W	L	T	GF	GA	PTS
45.	Jan. 22	Vancouver	2	BUFFALO	25	9	11	166	124	61
46.	Jan. 26	Minnesota	2	BUFFALO	25	10	11	167	126	61
47.	Jan. 28	BUFFALO	3	Pittsburgh	25	10	12	170	129	62
48.	Jan. 30	NY Islanders	2	BUFFALO	26	10	12	173	131	64
49.	Feb. 1	BUFFALO	2	Toronto	26	10	13	175	133	65
50.	Feb. 2	Boston	1	BUFFALO	27	10	13	178	134	67
51.	Feb. 4	BUFFALO	4	Minnesota	28	10	13	182	136	69
52.	Feb. 5	Washington	1	BUFFALO	29	10	13	186	137	71
53.	Feb. 8	BUFFALO	5	Cleveland	30	10	13	191	139	73
54.	Feb. 9	NY Rangers	0	BUFFALO	31	10	13	193	139	75
55.	Feb. 13	Toronto	4	BUFFALO	31	11	13	195	143	75
56.	Feb. 16	Los Angeles	0	BUFFALO	32	11	13	200	143	77
57.	Feb. 19	St. Louis	2	BUFFALO	33	11	13	206	145	79
58.	Feb. 20	BUFFALO	2	Montreal	33	12	13	208	149	79
59.	Feb. 23	Philadelphia	0	BUFFALO	34	12	13	212	149	81
60.	Feb. 25	BUFFALO	13	Cleveland	35	12	13	225	152	83
61.	Feb. 26	Pittsburgh	4	BUFFALO	35	12	14	229	156	84
62.	Mar. 1	BUFFALO	4	Atlanta	36	12	14	233	159	86
63.	Mar. 2	NY Islanders	3	BUFFALO	37	12	14	239	162	88
64.	Mar. 4	BUFFALO	3	Boston	37	13	14	242	169	88
65.	Mar. 6	Montreal	1	BUFFALO	38	13	14	244	170	90
66.	Mar. 9	Los Angeles	3	BUFFALO	38	13	15	247	173	91
67.	Mar. 11	BUFFALO	2	NY Islanders	38	14	15	249	177	91
68.	Mar. 12	Chicago	2	BUFFALO	39	14	15	254	179	93
69.	Mar. 16	Philadelphia	1	BUFFALO	40	14	15	257	180	95
70.	Mar. 18	BUFFALO	2	Philadelphia	40	14	16	259	182	96
71.	Mar. 21	BUFFALO	6	Los Angeles	41	14	16	265	184	98
72.	Mar. 24	BUFFALO	2	Vancouver	41	14	17	267	186	99
73.	Mar. 25	BUFFALO	4	Colorado	42	14	17	271	189	101
74.	Mar. 28	BUFFALO	0	Detroit	42	15	17	271	196	101
75.	Mar. 30	Cleveland	5	BUFFALO	42	16	17	274	201	101
76.	Apr. 1	BUFFALO	2	Toronto	42	17	17	276	204	101
77.	Apr. 2	Atlanta	4	BUFFALO	42	18	17	278	208	101
78.	Apr. 4	BUFFALO	3	Washington	42	19	17	281	212	101
79.	Apr. 6	BUFFALO	5	Boston	43	19	17	286	214	103
80.	Apr. 9	Toronto	1	BUFFALO	44	19	17	288	215	105

## 1978 PLAYOFF SCORES

PRELIMINARY ROUND	QUARTER-FINAL ROUND
Apr. 11 NY Rangers 1 at BUFFALO 4	Apr. 17 BUFFALO 1 at Philadelphia 4
Apr. 13 BUFFALO 3 at NY Rangers 4 (OT)	Apr. 19 BUFFALO 2 at Philadelphia 3
Apr. 15 NY Rangers 1 at BUFFALO 4	Apr. 22 Philadelphia 1 at BUFFALO 4
	Apr. 23 Philadelphia 4 at BUFFALO 2
	Apr. 25 BUFFALO 2 at Philadelphia 4

13



# 1977-78 FINAL NHL STANDINGS

## PRINCE OF WALES CONFERENCE

### James Norris Division

GP	W	L	T	GF	GA	PTS
80	59	10	11	359	183	129
80	32	34	14	252	266	78
80	31	34	15	243	245	77
80	25	37	18	254	321	68
80	17	49	14	195	321	48

### Charles F. Adams Division

GP	W	L	T	GF	GA	PTS
80	51	18	11	333	218	113
80	44	19	17	288	215	105
80	41	29	10	271	237	92
80	22	45	13	230	325	57

## CLARENCE CAMPBELL CONFERENCE

### Lester Patrick Division

GP	W	L	T	GF	GA	PTS
80	48	17	15	334	210	111
80	45	20	15	296	266	105
80	34	27	19	274	252	87
80	30	37	13	279	280	73

### Conn Smythe Division

GP	W	L	T	GF	GA	PTS
80	32	29	19	230	220	83
80	19	40	21	257	305	59
80	20	43	17	239	320	57
80	20	47	13	195	304	53
80	18	53	9	218	325	45

## INDIVIDUAL SCORING LEADERS

TEAM	GP	G	A	PTS	PIM
Montreal	78	60	72	132	26
NY Islanders	77	46	72	123	46
Toronto	80	45	72	117	100
Montreal	76	36	61	97	14
NY Islanders	80	30	64	94	81
NY Islanders	73	53	38	91	6
Boston	77	29	61	90	211
Buffalo	79	41	48	89	20
Philadelphia	71	21	68	89	83
Toronto	74	47	68	87	54
Colorado	80	31	56	87	114

## LEADING NHL GOALTENDERS

TEAM	GP	Mins	GA	EN	SO	Ave	W	L	T
Montreal	52	3071	105	1	5	2.05	37	7	7
Montreal	30	1729	77	0	1	2.67	22	3	4
TOTAL	80	4800	183	1	6	2.29	59	10	11
Philadelphia	49	2923	108	1	7	2.22	29	6	13
Philadelphia	26	1482	68	1	3	2.75	14	10	1
Philadelphia	7	395	20	1	0	3.04	4	2	4
TOTAL	80	4800	200	1	10	2.50	45	20	15
NY Islanders	1	9	0	0	0	0.00	0	0	0
NY Islanders	45	2637	112	1	3	2.55	28	9	8
NY Islanders	38	2154	93	2	2	2.65	20	8	7
TOTAL	80	4800	210	1	6	2.63	48	17	15

14



GP	W	L	T	GF	GA
4	2	1	1	14	11
4	1	2	1	11	14



### AT BUFFALO

PERIOD	1	2	3	TOT.	SHOTS ON GOAL	1	2	3	TOT.
Buffalo	2	5	4	14	29	41	37	48	107
Atlanta	2	4	5	11	42	35	48	125	

### AT ATLANTA

PERIOD	1	2	3	TOT.	SHOTS ON GOAL	1	2	3	TOT.
Buffalo	2	5	4	14	29	41	37	48	107
Atlanta	2	4	5	11	42	35	48	125	

## SCORING

PLAYER	GP	G	A	PTS	PIM
Gare	3	2	2	4	0
Robert	3	2	2	4	0
Perreault	4	2	2	4	0
Hait	4	2	2	4	0
Luze	4	1	2	3	0
Selling	4	2	2	4	0
Martin, R.	3	1	1	2	0
Fogolin	4	0	2	2	4
Ramsay	4	0	2	2	0
Martin, T.	1	0	0	0	0
Guevremont	1	1	0	1	4
Schoenfeld	2	0	1	1	4
Korab	4	0	1	1	4
Lorentz	4	0	1	1	4
McAdam	4	0	1	1	4
Savard	4	0	1	1	2
Stanfield	3	0	0	0	0
Schrock	2	0	0	0	0
Smith	2	0	0	0	0
Stewart	2	0	0	0	0
Carriere	1	0	0	0	0
Dunn	1	0	0	0	0

TOTALS	4	14	21	35	26	TOTALS	4	11	18	29	30
--------	---	----	----	----	----	--------	---	----	----	----	----

BUFFALO GOALIES	GPI	Mins	GA	SO	EN	Avg Saves	Efcy	W	L	T	
Edwards	3	180	8	0	0	2.67	77	90.6	1	1	1
Sauve	1	60	3	0	0	3.00	37	92.5	1	0	0

ATLANTA GOALIE	GPI	Mins	GA	SO	EN	Avg Saves	Efcy	W	L	T	
Bouchard	4	240	14	0	0	3.50	93	86.9	1	2	1

GAME WINNING GOALS: Gare, Guevremont, MacMillan

GAME TIENG GOAL: Hait

POWER PLAY GOALS: Gare, Robert, MacMillan, Plett, Vail





GP	W	L	T	GF	GA
Buffalo	6	4	2	0	38
Cleveland	6	2	4	0	20
					38



**AT BUFFALO**

Dec. 8 — Buffalo	5	Cleveland	2	Jan. 12 — Cleveland	6	Buffalo	3
Jan. 19 — Buffalo	9	Cleveland	2	Feb. 8 — Buffalo	5	Cleveland	2
Mar. 30 — Cleveland	5	Buffalo	3	Feb. 25 — Buffalo	13	Cleveland	3

**AT CLEVELAND**

GOALS BY PERIOD	1	2	3	TOT.	SHOTS ON GOAL	1	2	3	TOT.
Buffalo	14	11	13	38	Buffalo	76	81	77	234
Cleveland	7	5	8	20	Cleveland	47	57	53	157



GP	W	L	T	GF	GA
Buffalo	4	3	1	0	17
Colorado	4	1	3	0	15
					17



**AT BUFFALO**

Oct. 20 — Buffalo	7	Colorado	5	Dec. 13 — Colorado	4	Buffalo	1
Jan. 5 — Buffalo	5	Colorado	3	Mar. 25 — Buffalo	4	Colorado	3

**AT COLORADO**

GOALS BY PERIOD	1	2	3	TOT.	SHOTS ON GOAL	1	2	3	TOT.
Buffalo	6	7	4	17	Buffalo	44	59	46	149
Colorado	5	6	4	15	Colorado	44	35	37	116

BUFFALO	GP	G	A	PTS	PIM	CLEVELAND	GP	G	A	PTS	PIM
Perrault	6	4	9	13	2	Maruk	6	4	4	8	0
Gare	5	6	5	11	0	Murdoch	6	2	5	7	0
Ramsay	6	3	7	10	0	MacAdam	6	3	3	6	0
Robert	6	1	9	10	0	McKeechnie	5	2	2	4	0
McAdam	6	5	3	3	0	Hampton	6	2	2	4	0
Savard	6	4	2	7	0	Marnery	6	1	3	4	0
Luce	5	3	3	6	0	Arnason	5	1	2	3	0
Selling	5	3	3	6	2	Parise	5	1	1	2	0
Martin, R.	4	2	2	5	2	Potvin	5	1	2	3	0
Korab	4	0	3	5	5	Baby	1	0	0	3	0
Fogolin	6	1	4	4	0	Smith	6	5	2	0	2
Schoenfeld	5	0	3	4	0	Fidler	5	2	0	2	7
Halt	4	1	1	2	0	Stewart	6	0	2	2	2
Stanfield	4	1	1	2	0	Jodzio	5	1	0	1	7
Lorentz	6	1	1	2	0	O'Brien	2	0	1	1	0
Guevremont	4	0	2	2	6	Ahern	1	0	0	0	0
Schock	4	0	1	2	0	Girard	2	0	0	0	0
Carriere	1	0	0	0	0	Christie	2	0	0	0	0
Dunn	3	0	0	0	0	Crombeen	2	0	0	0	0
						Kuzzyk	2	0	0	0	0
						Shinske	3	0	0	0	2
						Holt	4	0	0	0	10
						Neilson	5	0	0	0	0
						Gardner	6	0	0	0	0

TOTALS	6	38	65	103	34	TOTALS	6	20	34	54	45
--------	---	----	----	-----	----	--------	---	----	----	----	----

BUFFALO GOALIES	GPI	Mins	GA	SO	EN	Avg Saves	Efcy	W	L	T
Edwards, D.	4	240	12	0	0	3.00	93	88.6	3	1
Sauve	2	120	8	0	0	4.00	44	84.6	1	1

BUFFALO GOALIE	GPI	Mins	GA	SO	EN	Avg Saves	Efcy	W	L	T
Edwards	4	240	14	0	1	3.50	101	87.8	3	1

COLORADO GOALIES	GPI	Mins	GA	SO	EN	Avg Saves	Efcy	W	L	T
Favell	2	77	3	0	0	2.34	44	93.6	1	1
McKenzie	2	120	8	0	1	4.00	64	88.9	0	2
Plasse	1	43	5	0	0	6.94	24	82.8	0	0

**GAME WINNING GOALS:** Luce, R. Martin, McAdam, Perrault, Murdoch, Potvin  
**POWER PLAY GOALS:** Gare (2), Savard (2), Korab, Luce, Hampton, Murdoch  
**SHORT HANDED GOAL:** Ramsay  
**EMPTY NET GOAL:** Gare

**GAME WINNING GOALS:** Lorentz, Perrault, Ramsay, Beck  
**POWER PLAY GOALS:** Gare, R. Martin, Ramsay, Beck, Gardner, Paiement  
**SHORT HANDED GOALS:** Luce, Ramsay  
**EMPTY NET GOALS:** Gare, Paiement



GP	W	L	T	GF	GA
Buffalo	5	2	2	16	20
Detroit	5	2	2	1	20
				16	16



GP	W	L	T	GF	GA
Buffalo	5	3	0	24	11
Los Angeles	5	0	3	2	11
				11	24



**AT BUFFALO**

Dec. 4 — Buffalo	6	Detroit	1	Dec. 21 — Buffalo	5	Detroit	3
Dec. 29 — Buffalo	3	Detroit	3	Jan. 14 — Detroit	6	Buffalo	2
				Mar. 28 — Detroit	7	Buffalo	0

**AT DETROIT**

GOALS BY PERIOD	1	2	3	TOT.	SHOTS ON GOAL	1	2	3	TOT.
Buffalo	7	7	2	16	Buffalo	51	41	54	145
Detroit	9	3	8	20	Detroit	46	58	41	145

**AT BUFFALO**

Jan. 11 — Buffalo	3	L. A.	3
Feb. 16 — Buffalo	5 <th>L. A.</th> <td>0</td>	L. A.	0
Mar. 9 — Buffalo	3 <th>L. A.</th> <td>3</td>	L. A.	3

**AT LOS ANGELES**

GOALS BY PERIOD	1	2	3	TOT.	SHOTS ON GOAL	1	2	3	TOT.
Buffalo	8	10	6	24	Buffalo	51	60	38	149
L. A.	4	4	3	11	L. A.	48	61	38	147

BUFFALO	GP	G	A	PTS	PIM	DETROIT	GP	G	A	PTS	PIM
Perreault	5	4	1	5	2	Larson	3	3	6	9	2
Luce	4	3	1	4	0	Woods	5	2	3	5	2
McAdam	5	3	1	4	2	Libett	5	3	1	4	2
Martin, R.	5	2	2	4	0	St. Laurent	5	3	1	4	6
Gare	4	1	3	4	0	McCourt	5	1	3	4	0
Ramsay	4	0	4	4	2	Lochead	5	2	1	3	0
Savard	5	1	2	3	3	Maloney	5	1	2	3	14
Hait	5	0	3	4	2	Hexfall	4	1	2	3	0
Robert	4	1	2	3	2	Hull	5	1	2	3	2
Fogolin	5	0	2	2	6	Harper	5	1	3	3	12
Korab	5	0	2	2	2	Bergman	5	1	1	1	1
Selling	5	1	0	1	4	Polonich	5	1	1	2	13
Guervremont	2	0	1	1	4	Joly	5	0	1	2	0
Dunn	3	0	1	1	4	Bowness	4	1	0	1	0
Schoenfeld	4	0	1	1	6	Giroux	4	0	1	1	0
Lorentz	4	0	1	1	1	Low	3	0	1	1	0
Stanfield	4	0	1	1	2	Miller	4	0	1	1	0
Carriere	1	0	0	0	2	Nedomansky	4	0	1	1	6
Martin, T.	1	0	0	0	2	Wright	4	0	1	1	2
Schock	2	0	0	0	0	Cameron	4	0	1	1	0
Stewart	2	0	0	0	9	Grant	5	0	1	1	4
Smith	3	0	0	0	0	Hamel	1	0	0	0	2
						Thompson	1	0	0	0	0
						Sheehy	2	0	0	0	0

TOTALS	5	16	27	43	60	TOTALS	5	20	34	54	69
--------	---	----	----	----	----	--------	---	----	----	----	----

BUFFALO GOALIES	GPI	Mins	GA	SO	EN	Avg Saves	Effcy	W	L	T	
Sauve	1	7	0	0	0	0.00	2	100.0	0	0	0
Edwards	5	293	20	0	0	4.10	123	86.0	2	2	1

DETROIT GOALIES	GPI	Mins	GA	SO	EN	Avg Saves	Effcy	W	L	T	
Low	3	131	4	1	0	1.83	56	93.3	1	0	1
Rutherford	3	123	7	0	0	3.41	59	89.4	1	1	0
Giacomini	1	36	5	0	0	8.33	15	75.0	0	1	0

**GAME WINNING GOALS:** R. Martin, Perreault, Hull, Larson  
**GAME TIEING GOAL:** Libett  
**POWER PLAY GOALS:** Luce, Perreault, Savard, St. Laurent (2), Bowness, Larson

BUFFALO	GP	G	A	PTS	PIM	L. A.	GP	G	A	PTS	PIM
Perreault	5	6	2	8	2	Grant	4	3	2	2	5
McAdam	5	1	6	7	4	Taylor	5	2	1	4	0
Luce	5	3	2	5	0	Dionne	5	1	3	4	2
Gare	5	2	3	5	0	Sargent	5	1	2	3	4
Robert	3	1	4	4	0	Wanery	5	0	2	2	0
Martin, R.	4	2	1	4	0	Stenkowski	5	1	0	2	0
Ramsay	5	1	3	4	0	Apps	5	1	0	1	0
Lorentz	3	1	3	4	0	Goring	5	1	0	1	9
Selling	5	1	0	3	0	Monahan	5	1	1	0	1
Savard	5	3	0	3	0	Wilson	5	1	0	1	2
Fogolin	5	0	3	3	2	Komadovski	1	0	1	1	2
Korab	5	0	3	3	7	Brown	2	0	1	1	0
Guevremont	4	0	2	2	4	Hutchison	2	0	1	1	4
Schock	4	1	0	1	0	Murdoch	5	1	0	1	2
Smith	4	0	1	1	0	Edestrand	1	0	0	0	0
Hait	4	0	1	1	0	Hicke	1	0	0	0	0
Schoenfeld	4	0	1	1	0	Kozak	2	0	0	0	0
Carriere	1	0	0	0	14	Palmer	3	0	0	0	2
Kowal	1	0	0	0	0	Williams	3	0	0	0	0
Dunn	2	0	0	0	0	Goldup	4	0	0	0	0
Stanfield	2	0	0	0	0	Venasky	4	0	0	0	0
Edwards	3	0	0	0	2	Murphy	5	0	0	0	0

TOTALS	5	24	37	61	37	TOTALS	5	11	17	28	31
--------	---	----	----	----	----	--------	---	----	----	----	----

BUFFALO GOALIE	GPI	Mins	GA	SO	EN	Avg Saves	Effcy	W	L	T	
Edwards	5	300	11	1	0	2.20	136	92.5	3	0	2

L. A. GOALIES	GPI	Mins	GA	SO	EN	Avg Saves	Effcy	W	L	T	
Simmons	2	80	4	0	0	3.01	38	90.5	0	0	1
Vachon	4	220	20	0	0	5.45	87	81.3	0	3	1

**GAME WINNING GOALS:** McAdam, Robert, Schock  
**GAME TIEING GOALS:** Gare, Taylor  
**POWER PLAY GOALS:** R. Martin (2), Lorentz, Luce



GP	W	L	T	GF	GA
Buffalo	4	3	1	0	13
Min.	4	1	3	0	7
					13



**AT BUFFALO**

Oct. 23 - Buffalo	4	Minnesota	1	Dec. 10 - Buffalo	4	Minnesota	2
Jan. 26 - Minnesota	2	Buffalo	1	Feb. 4 - Buffalo	4	Minnesota	2

**AT MINNESOTA**

GOALS BY PERIOD	1	2	3	TOT.	SHOTS ON GOAL	1	2	3	TOT.
Buffalo	7	3	3	13	Buffalo	36	42	40	118
Minnesota	0	3	4	7	Minnesota	38	40	38	116

BUFFALO	GP	G	A	PTS	PIM	MINN.	GP	G	A	PTS	PIM
Gare	4	4	2	6	21	Brasar	4	1	3	4	0
Luce	4	1	3	4	2	Andersson	4	4	1	2	3
Ramsay	4	1	3	4	2	Eriksson	4	1	2	3	0
Selling	4	3	0	3	0	Zanussi	3	1	1	2	0
Korab	4	2	1	3	0	Bennett	2	1	0	1	0
Robert	4	2	1	3	0	Maxwell	4	1	0	1	6
Guervmont	4	0	1	3	0	Beverley	4	4	1	0	1
McAdam	4	1	1	2	0	Sharpley	3	0	1	1	2
Lorentz	3	0	2	2	0	Engle	3	0	1	1	5
Perrault	4	0	2	2	0	Talafous	3	0	1	1	2
Dunn	2	0	1	1	0	Young	3	0	1	1	0
Martin, R.	3	0	1	1	0	Young	4	0	1	1	2
Stanfield	3	0	1	1	0	Ahrens	1	0	0	0	0
Savard	4	0	1	1	0	Fairbairn	1	0	0	0	0
Kowal	1	0	0	0	0	Larry	1	1	0	0	0
Martin, T.	1	0	0	0	0	O'Brien	1	0	0	0	0
Ramsay	1	0	0	0	0	Reid	1	0	0	0	0
Schock	2	0	0	0	0	Nanne	2	0	0	0	0
Schoenfeld	2	0	0	0	0	Roberts	3	0	0	0	0
Smith	2	0	0	0	0	Hicks	2	0	0	0	0
Fogolin	3	0	0	0	0	Barrett	4	4	0	0	4
Halt	4	0	0	0	0	Pirus	4	4	0	0	2
<b>TOTALS</b>	<b>4</b>	<b>13</b>	<b>22</b>	<b>35</b>	<b>45</b>	<b>TOTALS</b>	<b>4</b>	<b>7</b>	<b>13</b>	<b>20</b>	<b>25</b>

**SCORING**

BUFFALO GOALIES	GPI	Mins	GA	SO	EN	Avg Saves	Effic	W	L	T	
Edwards	3	180	5	0	0	1.67	81	94.2	2	1	0
Sauve	1	60	2	0	0	2.00	28	93.3	1	0	0

MINN. GOALIES	GPI	Mins	GA	SO	EN	Avg Saves	Effic	W	L	T	
Harrison	2	120	5	0	0	2.50	66	93.0	1	1	0
Lopresti	2	120	8	0	0	4.00	39	83.0	0	2	0

GAME WINNING GOALS: Korab, Luce, Selling, Brasar  
 POWER PLAY GOALS: Korab, Selling, Brasar



GP	W	L	T	GF	GA
Buffalo	5	3	2	0	12
Montreal	5	2	3	0	10
					12



**AT BUFFALO**

Dec. 1 - Buffalo	3	Montreal	1	Oct. 30 - Buffalo	4	Montreal	0
Mar. 6 - Buffalo	2	Montreal	1	Nov. 24 - Montreal	4	Buffalo	1
				Feb. 20 - Montreal	4	Buffalo	2

**AT MONTREAL**

GOALS BY PERIOD	1	2	3	TOT.	SHOTS ON GOAL	1	2	3	TOT.
Buffalo	3	8	1	12	Buffalo	45	48	40	133
Montreal	4	2	4	10	Montreal	58	48	61	167

BUFFALO	GP	G	A	PTS	PIM	MONTREAL	GP	G	A	PTS	PIM
McAdam	5	4	2	6	4	Robinson	5	2	3	5	4
Savard	5	1	4	5	4	Lafleur	5	1	4	5	0
Robert	5	2	1	3	8	Lemaire	3	2	1	3	0
Martin, R.	3	1	2	3	0	Lapointe	4	1	1	2	2
Selling	5	1	2	3	0	Lambert	4	0	2	2	0
Luce	5	1	1	2	2	Mondou	4	1	0	1	0
Guervmont	5	0	2	2	4	Tremblay	4	1	0	1	2
Ramsay	5	0	2	0	0	Houle	5	1	0	1	0
Schock	1	1	0	1	1	Shurt	5	1	0	1	0
Gare	1	1	0	1	0	Bouchard	3	0	1	1	0
Stanfield	3	0	1	1	0	Jarvis	5	0	1	1	1
Korab	5	0	1	1	0	Savard	5	0	1	1	2
Lorentz	5	0	1	1	0	Engblom	2	0	0	0	0
Perrault	5	0	0	0	0	Larouche	2	0	0	0	0
Martin, T.	2	0	0	0	0	Mahovlich	2	0	0	0	0
Smith	3	0	0	0	0	Chartraw	4	0	0	0	0
Fogolin	4	0	0	0	0	Cournoyer	4	0	0	0	0
Halt	4	0	0	0	0	Lupien	4	0	0	0	0
Schoenfeld	5	0	0	0	0	Nyrop	4	0	0	0	0
						Gainey	5	0	0	0	8
<b>TOTALS</b>	<b>5</b>	<b>12</b>	<b>20</b>	<b>32</b>	<b>32</b>	<b>TOTALS</b>	<b>5</b>	<b>10</b>	<b>15</b>	<b>25</b>	<b>24</b>

**SCORING**

BUFFALO GOALIE	GPI	Mins	GA	SO	EN	Avg Saves	Effic	W	L	T	
Edwards	5	300	10	1	0	2.00	157	94.0	3	2	0

MONTREAL GOALIES	GPI	Mins	GA	SO	EN	Avg Saves	Effic	W	L	T	
Dryden	4	211	6	0	0	1.70	88	93.6	2	2	0
Laroque	2	89	6	0	0	4.05	33	84.6	0	1	0

GAME WINNING GOALS: McAdam (2), Selling, Mondou, Robinson  
 POWER PLAY GOALS: Gare, McAdam, Robert, Lafleur  
 SHORT HANDED GOAL: Robinson



GP	W	L	T	GF	GA
Buffalo	5	3	2	0	16
N.Y.I.	5	2	3	0	15



GP	W	L	T	GF	GA
Buffalo	4	2	1	1	11
New York	4	1	2	1	12



**AT BUFFALO**

Oct. 13 - Buffalo	3	N.Y.I.	2	Oct. 29 - N.Y.I.	4	Buffalo	2
Jan. 30 - Buffalo	6	N.Y.I.	3	Mar. 11 - N.Y.I.	4	Buffalo	2
Mar. 2 - Buffalo							

**AT N.Y.I.**

GOALS BY PERIOD	1	2	3	TOT.	SHOTS ON GOAL	1	2	3	TOT.
Buffalo	5	7	4	16	46	52	40	138	
N.Y.I.	6	1	8	15	43	37	53	133	

**BUFFALO**

NAME	GP	G	A	PTS	PIM	N.Y.I.	GP	G	A	PTS	PIM
Gare	4	2	4	6	4	Trotter	5	2	7	9	6
Robert	4	5	0	5	4	Bossy	5	5	2	5	0
Luce	5	2	3	5	0	Gillies	5	3	2	4	2
Guevremont	5	1	3	4	0	Potvin, D.	5	2	2	4	2
Korab	5	1	3	4	10	Bourne	5	1	2	3	7
Martin, R.	4	0	4	4	0	Nystrom	5	1	2	3	2
Perreault	5	5	2	4	4	Perrison	4	1	3	3	4
Ramsay	5	2	1	3	4	Parise	4	0	1	2	0
Lorentz	4	1	1	2	2	Drouin	5	0	2	2	0
Smith	5	1	0	1	5	Westfall	4	1	0	1	2
Savard	4	0	1	1	4	Potvin, J.	2	0	1	1	2
Halt	4	0	1	1	1	Price	2	0	1	1	5
Schoenfeld	4	0	1	1	2	Hart	5	0	1	1	4
Fogolin	5	0	1	1	2	Bergeron	5	0	0	0	0
Selling	5	0	1	1	10	Marshall	2	0	0	0	0
Dunn	1	0	0	0	2	Merrick	3	0	0	0	2
Kowal	1	0	0	0	0	Kaszycki	4	0	0	0	4
Stewart	1	0	0	0	0	Smith	4	0	0	0	4
Tidey	1	0	0	0	0	Harris	5	0	0	0	2
Martin, T.	2	0	0	0	0	Howatt	5	0	0	0	9
Stanfield	2	0	0	0	0	Lewis	5	0	0	0	2
McAdam	5	0	0	0	4	Henning	5	0	0	0	0
<b>TOTALS</b>	<b>5</b>	<b>16</b>	<b>27</b>	<b>43</b>	<b>55</b>	<b>TOTALS</b>	<b>5</b>	<b>15</b>	<b>26</b>	<b>41</b>	<b>55</b>

**BUFFALO GOALIE**

NAME	GPI	Mins	GA	SO	EN	Avg Saves	Efcy	W	L	T
Edwards	5	300	14	0	1	2.80	118	89.4	3	2

**N.Y.I. GOALIES**

NAME	GPI	Mins	GA	SO	EN	Avg Saves	Efcy	W	L	T
Resch	1	60	2	0	0	2.00	25	92.6	1	0
Smith	4	240	13	0	1	3.25	97	88.2	1	3

**GAME WINNING GOALS:** Robert (2), Korab, Bossy, Bourne  
**POWER PLAY GOALS:** Robert (2), Lorentz, Bossy, Gillies  
**SHORT HANDED GOAL:** Ramsay  
**EMPTY NET GOALS:** Guevremont, Trotter

**AT BUFFALO**

Nov. 27 - Buffalo	3	New York	2	Nov. 9 - New York	8	Buffalo	4
Feb. 9 - Buffalo	2	New York	0	Dec. 31 - Buffalo	2	New York	2

**AT NEW YORK**

GOALS BY PERIOD	1	2	3	TOT.	SHOTS ON GOAL	1	2	3	TOT.
Buffalo	1	7	3	11	42	55	50	147	
New York	3	8	1	12	40	40	34	114	

**BUFFALO**

NAME	GP	G	A	PTS	PIM	NEW YORK	GP	G	A	PTS	PIM
Perreault	4	4	1	5	2	Esposito	4	2	4	6	0
Martin, R.	4	0	4	4	2	Hickey	4	4	1	5	0
Robert	3	1	2	3	0	Murdoch	4	1	3	4	4
Ramsay	4	2	0	2	0	Vadnais	4	0	4	4	2
Selling	4	2	0	2	0	Deblois	4	2	1	3	0
Halt	4	0	2	2	2	Polls	4	1	1	2	0
Luce	4	1	0	1	2	Greschner	3	1	1	2	2
Savard	4	1	0	1	2	Tkaczuk	4	1	0	1	0
Schoenfeld	2	0	1	1	2	Dugway	3	0	1	1	1
Guevremont	3	0	1	1	6	Newman	3	0	0	0	2
Fogolin	4	0	1	1	0	Heaslip	1	0	0	0	8
Korab	4	0	1	1	1	Maloney	2	0	0	0	2
Gare	4	0	1	1	6	Smith	2	0	0	0	2
Lorentz	4	0	1	1	2	Awrey	3	0	0	0	2
Stanfield	4	0	1	1	0	Farrish	3	0	0	0	2
Dunn	2	0	0	0	2	McEwen	3	0	0	0	2
McAdam	4	0	0	0	4	Vickers	4	0	0	0	2
<b>TOTALS</b>	<b>4</b>	<b>11</b>	<b>16</b>	<b>27</b>	<b>32</b>	<b>TOTALS</b>	<b>4</b>	<b>12</b>	<b>17</b>	<b>29</b>	<b>30</b>

**BUFFALO GOALIES**

NAME	GPI	Mins	GA	SO	EN	Avg Saves	Efcy	W	L	T
Edwards	4	209	10	1	0	2.87	97	90.7	2	1
Desjardins	1	31	2	0	0	3.85	5	71.4	0	0

**NEW YORK GOALIE**

NAME	GPI	Mins	GA	SO	EN	Avg Saves	Efcy	W	L	T
Thomas	4	240	11	0	0	2.75	136	92.5	1	2

**GAME WINNING GOALS:** Tkaczuk, Luce, Ramsay  
**GAME TIEING GOAL:** Hickey  
**POWER PLAY GOALS:** Robert, Luce, Esposito





GP	W	L	T	GF	GA
Buffalo	4	0	0	19	8
St. Louis	4	0	0	8	19

**AT BUFFALO**

Nov. 6 — Buffalo	7	St. Louis	4	Nov. 5 — Buffalo	3	St. Louis
Feb. 19 — Buffalo	6	St. Louis	2	Jan. 21 — Buffalo	3	St. Louis

**AT ST. LOUIS**

GOALS BY PERIOD	1	2	3	TOT.	SHOTS ON GOAL	1	2	3	TOT.
Buffalo	6	5	8	19	Buffalo	48	39	35	122
St. Louis	2	2	4	8	St. Louis	33	38	41	112

**BUFFALO**

GP	G	A	PTS	PIM
Perrault	4	5	10	2
Robert	4	1	2	0
Martin, R.	3	3	5	2
Luce	4	3	5	6
Korab	4	0	4	8
Gare	4	0	3	0
McAdam	4	0	3	3
Guervmont	3	2	0	2
Lorentz	4	2	0	2
Ramsay	4	1	1	2
Savard	4	1	1	2
Selling	4	1	1	4
Sauve	2	0	1	0
Fogolin	4	0	1	1
Schoenfeld	4	0	1	1
Schrock	2	0	0	0
Smith	2	0	0	0
Stanfield	3	0	0	0
Hait	4	0	0	0

**SCORING**

ST. LOUIS	GP	G	A	PTS	PIM
Berenson	4	4	1	3	5
Hammarstrom	4	2	2	0	2
MacMillan	2	2	0	2	2
Patey	4	1	1	2	0
Brownschidle	2	0	2	2	0
Sutter	4	0	2	2	0
Federko	4	1	0	1	1
Roberts	2	0	1	1	0
Frig	2	0	0	1	4
Redmond	2	0	1	1	0
Hess	3	0	1	1	1
Larose	3	0	1	1	2
Fairbairn	4	0	1	1	4
Unger	4	0	0	0	0
Bennett	2	0	0	0	0
Gibbs	2	0	0	0	0
Holt	2	0	0	0	0
Komadoski	2	0	0	0	2
Myre	2	0	0	0	0
Ogilvie	2	0	0	0	0
Smrke	2	0	0	0	0
Affleck	3	0	0	0	0
Bourbonnais	3	0	0	0	0
Selling	4	0	0	0	6

TOTALS	4	19	30	49	32	TOTALS	4	8	16	24	22
--------	---	----	----	----	----	--------	---	---	----	----	----

**BUFFALO GOALIES**

GP	Mins	GA	SO	EN	Avg	Saves	Eficy	W	L	T
Sauve	2	120	3	0	1.50	54	94.7	2	0	0
Edwards	2	120	5	0	2.50	50	90.9	2	0	0

**ST. LOUIS GOALIES**

GP	Mins	GA	SO	EN	Avg	Saves	Eficy	W	L	T
Stanowski	2	120	9	0	4.50	55	85.9	0	2	0
Myre	2	120	9	0	4.50	48	84.2	0	2	0

GAME WINNING GOALS: Perrault (2), R. Martin, Selling

POWER PLAY GOALS: Lorentz, Perrault, Federko, MacMillan

EMPTY NET GOAL: Perrault



GP	W	L	T	GF	GA
Buffalo	6	2	3	14	14
Toronto	6	3	2	14	14

**AT BUFFALO**

Nov. 17 — Toronto	2	Buffalo	1	Oct. 15 — Buffalo	5	Toronto
Feb. 13 — Toronto	4	Buffalo	2	Feb. 1 — Buffalo	2	Toronto
Apr. 9 — Buffalo	2	Toronto	1	Apr. 1 — Toronto	3	Buffalo

**AT TORONTO**

GOALS BY PERIOD	1	2	3	TOT.	SHOTS ON GOAL	1	2	3	TOT.
Buffalo	5	6	3	14	Buffalo	58	75	62	185
Toronto	6	5	3	14	Toronto	61	60	51	172

**BUFFALO**

GP	G	A	PTS	PIM
Ramsay	6	2	3	0
Robert	6	1	4	2
Perrault	6	2	2	2
Luce	6	2	4	2
Savard	6	2	3	6
Guervmont	5	0	2	26
Korab	6	0	2	0
Hait	6	0	2	0
Martin, T.	3	1	0	0
Smith	3	1	0	2
Martin, R.	4	1	0	0
Lorentz	5	1	1	0
Schrock	3	0	1	0
Gare	4	0	1	18
Stanfield	5	0	1	0
Fogolin	6	0	1	17
McAdam	6	0	1	5
Selling	6	0	1	1
Carriere	1	0	0	2
Stewart	1	0	0	0
Dunn	2	0	0	8
Schoenfeld	4	0	0	4
Edwards	6	0	0	0

**SCORING**

TORONTO	GP	G	A	PTS	PIM
Sittler	6	4	3	7	6
McDonald	5	3	0	6	2
Salmings	6	2	2	6	2
Williams	6	2	2	4	14
Boutette	6	2	1	3	28
Turnbull	6	0	1	3	6
Butler	5	1	1	2	0
Boudreau	3	0	1	0	2
Thompson	4	1	0	1	0
Ellis	6	1	0	1	1
Weir	4	0	1	1	0
Jones	6	0	0	1	2
Hammarstrom	1	0	0	0	0
Hopkins	1	0	0	0	0
McKenny	1	0	0	0	0
Neely	1	0	0	0	0
Walker	1	0	0	0	0
Ashby	2	0	0	0	0
Belanger	2	0	0	0	0
Carlyle	2	0	0	0	4
Maloney	2	0	0	0	6
Valiquette	4	0	0	0	0
Pelyk	4	0	0	0	2
Glenzie	4	0	0	0	4
Ferguson	5	0	0	0	4
Johansen	6	0	0	0	6

TOTALS	6	14	23	37	100	TOTALS	6	14	23	37	88
--------	---	----	----	----	-----	--------	---	----	----	----	----

**BUFFALO GOALIE**

GP	Mins	GA	SO	EN	Avg	Saves	Eficy	W	L	T
Edwards	6	360	13	0	2.17	158	92.4	2	3	1

**TORONTO GOALIES**

GP	Mins	GA	SO	EN	Avg	Saves	Eficy	W	L	T
McRae	1	60	2	0	2.00	25	92.6	0	1	0
Palmateer	5	300	11	0	2.20	146	93.0	3	1	1

GAME WINNING GOALS: R. Martin, T. Martin, Ellis, McDonald, Sittler

GAME TIEING GOAL: Ramsay

POWER PLAY GOALS: Lorentz, Perrault, Sittler (2), Ellis, McDonald

EMPTY NET GOALS: Ramsay, Thompson





## WHAT DID THEY WEAR?

**1977-78**  
 1—Edwards; 3—Stewart; 4—Korab; 5—Fogolin; 6—Schoenfeld; 7—R. Martin; 8—Lorentz; 10—Ramsay; 11—Perrault (D.C.); 12—Savard; 14—Robert; 15—McAdam; 16—Selling; 17—Stanfield; 18—Gare; 19—D. Smith; 20—Luce; 21—Schock; 22—Guevremont; 23—Carriere; 24—Hajt; 25—T. Martin; 26—Tidey; 27—Kowal; 28—Sauve; 29—Dunn; 30—Desjardins; 32—Ramsay.

**1976-77**  
 4—Korab; 5—Fogolin; 6—Schoenfeld (Capt.); 7—R. Martin; 8—Lorentz; 9—Richard; 10—Ramsay; 11—Perrault (A.); 12—Savard; 14—Robert; 15—McAdam; 16—D. Smith; 17—Stanfield; 18—Gare; 19—Tidey; 20—Luce; 21—Spencer; 22—Guevremont; 23—Breitenbach; 24—Hajt; 25—T. Martin; 26—Tidey; 27—Kowal; 28—Sauve; 29—Edwards; 30—Desjardins; 31—A. Smith.

**1975-76**  
 1—Crozier; 3—McIntosh; 4—Korab; 5—Fogolin; 6—Schoenfeld (Capt.); 7—R. Martin; 8—Lorentz; 9—Richard; 11—Perrault (A.); 12—McAdam; 14—Robert; 16—McNab; 17—Stanfield; 18—Gare; 19—Titanic; Stanfield; 20—Luce (A.); 21—Spencer; 22—Guevremont; 23—Breitenbach; 24—Hajt; 25—T. Martin; 26—D. Smith; 28—Sauve; 29—Bromley; 30—Desjardins; 31—A. Smith.

**1974-75**  
 1—Crozier; 3—McIntosh; Guevremont; Robitaille; 4—Korab; 5—Fogolin; 6—Schoenfeld (Capt.); 7—Martin; 8—Lorentz (A.); 9—Dudley; Gratton; 10—Ramsay; 11—Perrault (A.); 12—Mickey; 14—Robert; 15—Deziel; McShaffrey; Meenan (Capt.); 16—McNab; 17—Stanfield; Dudley; 18—Gare; 19—Titanic; 20—Luce (A.); 21—Spencer; 22—Guevremont; McNab; 23—Carriere; 24—Hajt; 29—Bromley; 30—Desjardins; Farr.

**1973-74**  
 1—Crozier; 2—Horton (A.); 3—Robitaille; 4—Korab; Pratt (A.); 5—Carriere; 6—Schoenfeld (A.); 7—Martin; 8—Lorentz; 9—Gratton; 10—Ramsay; 11—Perrault (A.); 12—Mickey; 14—Robert; 15—Meenan (Capt.); 16—Lemieux; 17—Dudley; 18—Terbenche; 19—Atkinson; 20—Luce (A.); 21—Busniuk; Gould; Spencer; 22—Rombough; 23—Carriere; Norris; 24—Bromley; Hajt; McNab; Wyrozub; 27—Regan; 28—Bromley; Farr; 29—Bromley; 30—Dryden.

**1972-73**  
 1—Crozier; 2—Horton (A.); 3—Robitaille; 4—Pratt (A.); 5—Hillman; 6—Schoenfeld; 7—Martin; Robert; 8—Lorentz; 9—Deadmash; Martin; Gratton; 10—Ramsay; 11—Perrault (A.); 12—Mickey; 14—Robert; Gratton; 15—Meenan (Capt.); 16—Wyrozub; 17—Dudley; Richer; 18—Terbenche; 19—Atkinson; 20—Luce; 21—Harris; 22—Mckay; Rombough; 23—Carriere; 24—Gould; Busniuk; 28—Farr; Bromley; 30—Dryden.

**1971-72**  
 1—Crozier; 2—Watson; 3—Robitaille; Terbenche; 4—Pratt; 5—Hillman; Barrie; 6—Hamilton (A.); 7—Martin; 8—Lorentz; Martin; Duff; Deadmarsh; 9—Lawson; 10—Goyette (A.); 11—Perrault (A.); 12—Byers; 14—Robert; Luce; Zaine; 15—Meenan (Capt.); 16—Anderson; Deadmarsh; 17—F. Smith; 18—O'Shea; 19—Atkinson; 20—Luce; 21—Ball; Mickey; Keenan; 22—McKay; Zaine; 23—Shack; Gould; Robert; 24—Evans; McKay; 25—Ramsay; 26—Wyrozub; Keenan; 28—Dryden; 30—Dryden.

**1970-71**  
 1—Crozier; 2—Watson; 3—Pratt (A.); 4—McMahon; 5—Barrie; 6—Hamilton; 7—Schmaltz; 8—Ingls; 9—Fleming; 10—Goyette; 11—Perrault (A.); 12—Krake; 14—Wyrozub; 15—Meenan; 16—Anderson; 17—F. Smith (Capt.); 18—O'Shea; 19—Atkinson; Lacombe; Perry; 20—Duff; McDonald; 21—Andrea; Lagace; 22—Marshall (A.); 23—Shack; Terbenche; 24—Talbot; Deadmarsh; 25—Myers; Perry; 26—Keenan; 28—Dryden; Ball; 30—Daley; Dryden.

TEAM	By Buffalo	Against Buffalo	By Buffalo	Against Buffalo
Atlanta	2	3	0	0
Boston	6	2	0	0
Chicago	3	1	0	0
Cleveland	6	2	1	0
Colorado	3	3	2	0
Detroit	3	4	0	0
Los Angeles	4	0	0	0
Minnesota	2	1	0	1
Montreal	3	1	0	0
New York Islanders	3	2	1	0
New York Rangers	2	1	0	0
Philadelphia	3	2	0	1
Pittsburgh	1	2	1	1
St. Louis	2	2	0	0
Toronto	2	4	0	0
Vancouver	3	1	2	0
Washington	4	0	0	0
<b>TOTALS</b>	<b>52</b>	<b>31</b>	<b>7</b>	<b>3</b>

## 1977-78 HAT TRICKS SCORED BY SABRES

**Perrault, Gil** vs. St. Louis ..... Nov. 6, 1977  
 vs. Washington ..... Nov. 19, 1977  
 vs. Los Angeles ..... Dec. 15, 1977  
 vs. Cleveland ..... Jan. 12, 1978

**Gare, Danny** vs. Colorado ..... Oct. 20, 1977  
 vs. Cleveland ..... Feb. 25, 1978

**Ramsay, Craig** vs. Colorado ..... Oct. 20, 1977

Note: Not one opposing player scored a hat trick against Buffalo during 1977-78.

## SABRE PENALTY SHOTS

**Apr. 1, 1978** — Gil Perrault unsuccessful against Toronto's Mike Palmateer  
**Feb. 22, 1976** — Gil Perrault unsuccessful against Montreal's Ken Dryden  
**Feb. 4, 1976** — Gil Perrault unsuccessful against Los Angeles' Roggie Vachon  
**Oct. 19, 1975** — Don Luce unsuccessful against Washington's Ron Low  
**Feb. 2, 1975** — Don Luce unsuccessful against Kansas City's Denis Herron  
**Jan. 25, 1975** — Richard Martin unsuccessful against Montreal's Michel Larocque  
**Jan. 31, 1974** — Richard Martin successful against Philadelphia's Bernie Parent at 9:31 of the second period

**Dec. 20, 1973** — John Gould unsuccessful against Montreal's Michel Plasse  
**Nov. 7, 1970** — Paul Andrea unsuccessful against Vancouver's Dunc Wilson

# SABRES' SCORING STORY

PLAYER	GP	G	A	PTS	PIM
PERREAULT, Gil	594	273	405	678	185
MARTIN, Richard	505	298	244	542	366
ROBERT, Rene	456	200	290	490	355
LUCE, Don	546	161	233	394	241
RAMSAY, Craig	531	133	224	357	211
LORENTZ, Jim	485	134	197	331	126
GARE, Danny	261	131	107	238	372
MEEHAN, Gerry	306	94	114	208	60
KORAB, Jerry	343	52	151	203	581
GUEVREMONT, Jocelyn	292	35	122	157	181
SCHOENFELD, Jim	355	17	109	126	718
STANFIELD, Fred	248	42	73	115	114
SPENCER, Brian	240	42	72	114	206
McNAB, Peter	154	49	59	108	26
HAUT, Bill	317	19	87	106	202
SAVARD, Andre	160	44	55	99	70
DUDLEY, Rick	151	44	53	97	194
ATKINSON, Steve	255	49	47	96	102
GOYETTE, Phil	97	18	67	85	102
McADAM, Gary	183	33	40	73	63
SHACK, Eddie	106	36	31	67	127
HAMILTON, Al	145	58	58	64	176
ROBITALLE, Mike	170	8	46	54	122
FOGOLIN, Lee	255	5	49	54	321
CARRIERE, Larry	206	9	43	52	284
MARSHALL, Don	62	20	29	49	6
HILLMAN, Larry	121	6	35	41	114
PRATT, Tracy	210	2	39	41	399
SEILING, Ric	80	19	19	38	33
GRATTON, Norm	102	15	23	38	30
HARRIS, Hugh	60	12	26	38	17
RICHARD, Jacques	94	14	23	37	47
MICKEY, Larry	117	20	23	34	65
BARRIE, Doug	102	6	28	34	213
ANDREA, Paul	47	11	21	32	4
ANDERSON, Ron	111	14	16	30	63
KEENAN, Larry	66	9	20	29	8
MARTIN, Terry	84	14	14	28	17
DUFF, Dick	61	9	15	24	12
EVANS, Chris	61	6	18	24	96
OSHEA, Kevin	93	10	13	23	52
HORTON, Tim	124	1	22	23	109
TERBENCHE, Paul	118	2	19	21	20
WATSON, Jim	144	4	15	19	246
WYROZUB, Randy	100	8	10	18	10
SMITH, Floyd	83	6	12	18	48
ROMBOUGH, Doug	51	8	9	17	27
LAWSON, Danny	78	10	6	16	15
BYERS, Mike	46	9	7	16	12
FLEMING, Reggie	78	6	10	16	159
SCHMAUTZ, Cliff	26	5	7	12	10
KRAKE, Skip	74	4	5	9	68
GOULD, John	40	5	3	8	2
SCHOCK, Ron	40	4	4	8	0
TALBOT, Jean-Guy	57	0	7	7	36
SMITH, Derek	41	0	3	6	0
KOWAL, Joe	22	0	5	5	13
BREITENBACH, Ken	38	0	5	5	24
DEADMARSH, Butch	56	0	2	4	39
BROMLEY, Gary	63	0	4	4	2

PLAYER	GP	G	A	PTS	PIM
EDWARDS, Don	97	0	4	4	14
ZAINE, Rod	24	2	1	3	4
DUNN, Richard	25	0	3	3	16
McKAY, Ray	40	0	3	3	18
BUSNIUK, Ron	66	0	3	3	13
CROZIER, Roger	202	0	3	3	22
STEWART, Bill	13	2	0	2	15
LEWIEUX, Real	11	1	1	2	4
McINTOSH, Paul	47	0	2	2	66
DRYDEN, Dave	120	0	2	2	4
LACOMBE, Francois	1	0	1	1	2
BALL, Terry	12	0	1	1	6
INGLIS, Billy	14	0	1	1	6
SAUVE, Bob	15	0	1	1	6
DESJARDINS, Gerry	116	0	1	1	0
PERRY, Brian	1	0	0	0	4
RAMSEY, Wayne	2	0	0	0	0
TIDLEY, Alex	3	0	0	0	0
LAGACE, Jean-Guy	3	0	0	0	0
McSHEFFREY, Bryan	3	0	0	0	2
RICHER, Bob	3	0	0	0	0
McDONALD, Brian	12	0	0	0	0
McMAHON, Mike	13	0	0	0	29
MYERS, Hap	13	0	0	0	6
NORIS, Joe	18	0	0	0	6
TITANIC, Morris	19	0	0	0	2
TOTALS	632	2201	3511	5712	7480

GOALIE	GPI	MINS	GA	SO	EN	AVG	W	L	T
EDWARDS, D.	97	5669	247	7	4	2.60	54	23	19
DESJARDINS, G.	116	6802	319	5	2	2.81	66	30	18
SAUVE, B.	15	664	31	0	0	2.99	7	4	0
DRYDEN, D.	120	6440	328	5	8	3.06	43	45	20
BROMLEY, G.	63	3445	184	4	2	3.20	29	17	14
CROZIER, R.	202	10980	591	10	11	3.23	74	76	29
SMITH, A.	21	1105	62	0	1	3.37	9	6	2
FARR, R.	19	722	42	0	2	3.49	2	6	3
DALEY, J.	38	2073	128	1	2	3.70	12	16	8
TOTALS	632	37920	1932	32	32	3.06	296	223	113

## SABRES' 1977-78 RECORD BY MONTH

AT HOME	GP	W	L	T	GF	GA	PTS
October	4	3	1	0	14	10	6
November	6	3	2	1	19	15	7
December	6	4	0	2	23	10	10
January	8	4	1	3	30	19	11
February	8	6	1	1	30	12	13
March	6	4	1	1	22	15	9
April	2	1	1	0	4	5	2
TOTALS	40	25	7	8	142	86	58

ON ROAD	GP	W	L	T	GF	GA	PTS
October	4	2	1	1	13	8	5
November	8	6	2	0	31	26	12
December	7	3	1	3	28	23	9
January	5	1	2	2	15	20	4
February	5	3	1	1	26	13	7
March	8	3	3	2	23	30	8
April	3	1	2	0	10	9	2
TOTALS	40	19	12	9	146	129	47

### EIGHT YEARS IN THE NHL

BUFFALO VERSUS	GP	W	L	T	GF	GA	PTS
Cleveland	46	25	13	8	191	139	58
Minnesota	38	23	9	4	143	96	54
Toronto	47	25	20	4	166	140	50
Los Angeles	42	20	13	9	147	131	49
Pittsburgh	42	16	9	17	151	127	49
Detroit	43	22	17	4	152	129	48
New York Rangers	41	19	15	7	157	147	45
St. Louis	38	17	14	7	113	120	41
Chicago	38	16	14	8	109	103	40
Vancouver	39	17	16	6	131	124	40
Boston	47	17	24	6	160	184	40
New York Islanders	29	16	7	6	91	69	38
Montreal	42	13	19	10	118	154	36
Washington	20	16	2	2	107	54	34
Colorado	16	13	1	2	74	36	28
Philadelphia	38	11	21	6	99	130	28
Atlanta	26	10	9	7	92	81	27
<b>TOTALS</b>	<b>632</b>	<b>296</b>	<b>223</b>	<b>113</b>	<b>2201</b>	<b>1964</b>	<b>765</b>


AT HOME	GP	W	L	T	GF	GA	PTS
Detroit	21	16	3	2	91	47	34
Minnesota	19	15	2	2	78	37	32
Cleveland	23	13	5	5	94	63	31
Pittsburgh	21	11	2	8	80	48	30
Toronto	24	13	9	2	88	63	28
Los Angeles	21	12	5	4	79	56	28
St. Louis	19	12	4	3	71	49	27
Vancouver	20	12	5	3	75	49	27
New York Rangers	21	12	6	3	101	73	27
Boston	23	12	8	3	90	75	27
Chicago	19	11	5	3	69	46	25
Montreal	21	9	6	6	56	58	24
Philadelphia	19	10	6	3	64	52	23
New York Islanders	14	9	3	2	52	34	20
Washington	10	9	1	0	58	24	18
Colorado	8	8	0	0	42	15	16
Atlanta	13	4	6	3	48	46	11
<b>TOTALS</b>	<b>316</b>	<b>188</b>	<b>76</b>	<b>52</b>	<b>1236</b>	<b>835</b>	<b>428</b>

ON ROAD	GP	W	L	T	GF	GA	PTS
Cleveland	23	12	8	3	97	76	27
Minnesota	19	10	7	2	65	59	22
Toronto	23	10	11	2	78	77	22
Los Angeles	21	8	8	5	68	75	21
Pittsburgh	21	5	7	9	71	79	19
New York Islanders	15	7	4	4	39	35	18
New York Rangers	20	7	9	4	56	74	18
Washington	10	7	1	2	44	30	16
Atlanta	13	6	3	4	44	35	16
Chicago	19	5	9	5	40	57	15
St. Louis	19	5	10	4	42	71	14
Detroit	22	6	14	2	61	82	14
Vancouver	19	6	11	3	56	75	13
Boston	24	5	16	3	70	109	13
Colorado	8	5	1	2	32	21	12
Montreal	21	4	13	4	62	96	12
Philadelphia	19	1	15	3	35	78	5
<b>TOTALS</b>	<b>316</b>	<b>108</b>	<b>147</b>	<b>61</b>	<b>965</b>	<b>1129</b>	<b>277</b>

### BUFFALO SABRES' AMATEUR DRAFT SELECTIONS

YEAR	PLAYER	DRAFTED FROM
1978	Playfair, Larry	Portland Winter Hawks
	McKegney, Tony	Kingston Canadiens
	McClellan, Rob	University of Minnesota
	Gazdic, Mike	Sudbury Wolves
	Ireland, Randy	Flint Generals
	MacGregor, Cam	Cornwall
	Eastman, Dan	London Knights
	Strobel, Eric	University of Minnesota
	O'Sullivan, Eugene	Calgary Centennials
	Selling, Ric	St. Catharines Fincups
	Areshenkoff, Ron	Medicine Hat Tigers
	Stewart, Bill	Niagara Falls Flyers
	Sirois, Richard	Laval National
	Ramsay, Wayne	Brandon Wheat Kings
	Kowal, Joe	Hamilton Fincups
	Maze, Henry "Rocky"	Edmonton Oil Kings
	Roscoe, Ron	Hamilton Fincups
	Lemieux, Don	Three Rivers Draveurs
	Sauve, Robert	Laval National
	Breitenbach, Ken	St. Catharines Black Hawks
	Martin, Terry	London Knights
	McAdam, Gary	St. Catharines Black Hawks
	Neeid, Greg	Calgary Centennials
	Edwards, Don	Kitchener Rangers
	Minor, Jim	Regina Pats
	Rowe, Grant	Ottawa 67's
	Tidey, Alex	Lethbridge Broncos
	Whitby, Andy	Oshawa Generals
	Moher, Len	University of Notre Dame



1974

Fogolin, Lee  
 Gare, Danny  
 Deziel, Michel  
 McIntosh, Paul  
 Lariviere, Gary  
 Givon, David  
 Noreau, Bernard  
 Constantin, Charles  
 Jodzic, Rick  
 Smith, Derek  
 Tsujimoto, Taro  
 Geoffrion, Bob  
 Titanic, Morris  
 Landry, Jean  
 Deschamps, Andre  
 Dupuis, Yvon  
 Smulders, Bob  
 Korzack, Neil  
 Young, Bob  
 O'Connell, Tim



Oshawa Generals

Calgary Centennials  
 Sorel Black Hawks  
 Peterborough TPTs  
 St. Catharines Black Hawks  
 Brown University  
 Laval National  
 Quebec Remparts  
 Hamilton Red Wings  
 Ottawa 67's  
 Tokyo Katana  
 Cornwall Royals  
 Sudbury Wolves  
 Quebec Remparts  
 Quebec Remparts  
 Quebec Remparts  
 Peterborough TPTs  
 Peterborough TPTs  
 University of Denver  
 University of Vermont



1973

1972

Schoenfeld, Jim  
 Carriere, Larry  
 McMasters, Jim  
 Campeau, Richard  
 Gratton, Gilles  
 McNab, Peter  
 Martin, Richard  
 Ramsay, Craig  
 Hait, Bill  
 Richer, Robert  
 Warr, Steve  
 Duguay, Pierre  
 Perreault, Gill  
 Deadmarsh, Butch  
 Cuddie, Steve  
 Wyrozub, Randy  
 Morton, Mike  
 Keeler, Mike  
 Regan, Tim  
 Rombough, Doug  
 Nadeau, Luc

1971

1970

Niagara Falls Flyers  
 Loyola University  
 Calgary Centennials  
 Sorel Black Hawks  
 Oshawa Generals  
 University of Denver  
 Montreal Jr. Canadiens  
 Peterborough TPTs  
 Saskatoon Blades  
 Three Rivers Ducs  
 Clarkson Tech.  
 Quebec Remparts  
 Montreal Jr. Canadiens  
 Brandon Wheat Kings  
 Toronto Marboros  
 Edmonton Oil Kings  
 Shawinigan Jrs.  
 Niagara Falls Flyers  
 Boston University  
 St. Catharines Black Hawks  
 Drummondville Jrs.

### THE SABRES — FROM WHERE AND WHEN

Breitenbach, Ken — second round pick, 1975 Amateur Draft  
 Edwards, Don — fifth round pick, 1975 Amateur Draft  
 Fogolin, Lee — first round pick, 1974 Amateur Draft  
 Gare, Danny — second round pick, 1974 Amateur Draft  
 Guermont, Jocelyn — trade with Vancouver for Gerry Meehan and Mike Robitaille, October 14, 1974  
 Hait, Bill — third round pick, 1971 Amateur Draft  
 Korab, Jerry — trade with Vancouver for John Gould and Tracy Pratt, December 27, 1973  
 Luce, Don — along with Mike Robitaille, trade with Detroit for Joe Daley, May 25, 1971  
 Martin, Richard — first round pick, 1971 Amateur Draft  
 Martin, Terry — third round pick, 1975 Amateur Draft  
 McAdam, Gary — third round pick, 1975 Amateur Draft  
 Perreault, Gill — first round pick, 1970 Amateur Draft  
 Ramsay, Craig — second round pick, 1971 Amateur Draft  
 Robert, Rene — trade with Pittsburgh for Eddie Shack, March 4, 1972  
 Sauve, Bob — first round pick, 1975 Amateur Draft  
 Seward, Andre — signed as a free agent after obtaining negotiation rights from Boston in exchange for same rights to Peter McNab, June 11, 1976  
 Schock, Ron — trade with Pittsburgh for Brian Spencer, September 20, 1977  
 Schoenfeld, Jim — first round pick, 1972 Amateur Draft  
 Selling, Ric — first round pick, 1977 Amateur Draft  
 Smith, Derek — tenth round pick, 1974 Amateur Draft  
 Stewart, Bill — third round pick, 1977 Amateur Draft



## AWARDS AND TROPHIES

**Most Valuable Player** — Wilkinson Sword Award: Chosen by team members, this award consisted of an engraved, full-size sword and a \$500 check, presented by the Wilkinson Sword Division. Discontinued after 1974-75.

1974-75 Rene Robert  
1973-74 Don Luce  
1972-73 Tim Horton

1971-72 Roger Crozier  
1970-71 Gil Perreault

**Most Improved Player** — The Buffalo Evening News Trophy: By a vote of his teammates, the player showing the most improvement over the course of the season. Until 1975-76 this award was presented by the Wilkinson Sword Division.

1977-78 Lee Fogolin  
1976-77 Gary McAdam  
1975-76 Lee Fogolin  
1974-75 Rick Dudley

1973-74 Rick Dudley and  
Craig Ramsay  
1972-73 Dave Dryden  
1971-72 Don Luce  
1970-71 Doug Barrie

**The Charley Barton Memorial Silver Stick Award:** Presented by the Buffalo Courier Express in memory of the late hockey writer Charley Barton, to the player who best exemplifies Charley's love of the game.

1977-78 Don Edwards  
1976-77 Jim Schoenfeld  
1975-76 Danny Gare

1974-75 Gil Perreault  
1973-74 Craig Ramsay  
1972-73 Don Luce

**The Star of Stars Trophy:** For consistent home performance as reflected in the Three Star selections.

1977-78 Don Edwards  
1976-77 Gil Perreault  
1975-76 Gil Perreault  
1974-75 Rene Robert

1973-74 Richard Martin  
1972-73 Gil Perreault  
1971-72 Roger Crozier

### BUFFALO SABRES' BOOSTER CLUB AWARDS

**Frank Eddolls Memorial Trophy:** Named in honor of the former Buffalo Bison coach and NHL defenseman, presented to the most popular player, as selected by members of the Booster Club.

1977-78 Don Edwards  
1976-77 Andre Savard  
1975-76 Danny Gare  
1974-75 Craig Ramsay

1973-74 Richard Martin  
1972-73 Gil Perreault  
1971-72 Gil Perreault  
1970-71 Gil Perreault



**Wayne Larkin Memorial Trophy:** Named in honor of the former Buffalo Bison winger, presented to the most valuable player as voted by his teammates.

1977-78 Don Edwards  
1976-77 Gerry Desjardins  
1975-76 Danny Gare  
1974-75 Rene Robert

1973-74 Richard Martin  
1972-73 Tim Horton  
1971-72 Roger Crozier  
1970-71 Gil Perreault

**Tim Horton Memorial Award:** Named in honor of the late Buffalo Sabres' defenseman, presented to the player whose performance is far superior to the public recognition he has received, based on a vote of the Booster Club Board of Directors and members of the local sports media.

1977-78 Gary McAdam  
1976-77 Jim Lorentz  
1975-76 Brian Spencer  
1974-75 Bill Hailt

1973-74 Craig Ramsay  
1972-73 Jim Lorentz  
1971-72 Don Luce  
1970-71 Gerry Meehan

**Fred Hunt Memorial Trophy:** Named in honor of the late Buffalo Sabres' assistant general manager and former player, coach and general manager of the AHL Buffalo Bisons, presented to the outstanding rookie as selected by the Booster Club Board of Directors and members of the local sports media.

1977-78 Don Edwards



## OTHER AWARDS

1977-78  
**Official NHL All-Star Second Team Goaltender:** Don Edwards  
**Elected to the NHL Hall of Fame:** Marcel Pronovost, Coach  
**Selected to NHL's Prince of Wales Conference Team In All-Star Game:** Gil Perreault, Richard Martin

1976-77  
**Official NHL All-Star Second Team Left Winger:** Richard Martin  
**Official NHL All-Star Second Team Center:** Gil Perreault  
**Elected to the NHL Hall of Fame:** Tim Horton, defenseman  
**Charlie Conacher Memorial Trophy:** Jim Lorentz  
**Selected to NHL's Prince of Wales Conference Team in All-Star Game:** Gerry Desjardins, Gil Perreault, Richard Martin, Jim Schoenfeld  
**Most Valuable Player in All-Star Game:** Richard Martin



1975-76  
**Official NHL All-Star Second Team Left Winger:** Richard Martin  
**Official NHL All-Star Second Team Center:** Gil Perreault  
**Selected to NHL's Prince of Wales Conference Team in All-Star Game:** Richard Martin, Jerry Korab, Craig Ramsay

1974-75  
**Bill Masterton Trophy:** Don Luce  
**Official NHL All-Star First Team Left Winger:** Richard Martin  
**Official NHL All-Star Second Team Right Winger:** Rene Robert  
**Official Sporting News Prince of Wales Conference All-Star Team Left Winger:** Richard Martin  
**Selected to NHL's Prince of Wales Conference Team in All-Star Game:** Richard Martin, Rene Robert, Gil Perreault, Jerry Korab, Don Luce

1973-74  
**Official NHL All-Star First Team Left Winger:** Richard Martin  
**Official Sporting News East Division All-Star Team Left Winger:** Richard Martin  
**Selected to NHL's East Division Rookie of the Year:** Richard Martin, Dave Dryden, Gil Perreault

1972-73  
**Lady Byng Trophy:** Gil Perreault  
**Selected to NHL's East Division Team in All-Star Game:** Richard Martin, Rene Robert

1971-72  
**Selected to NHL's East Division Team in All-Star Game:** Richard Martin, Gil Perreault  
**Hockey News Rookie of the Year:** Richard Martin  
**Sporting News East Division Rookie of the Year:** Richard Martin

1970-71  
**Calder Trophy:** Gil Perreault  
**Selected to NHL's East Division Team in All-Star Game:** Gil Perreault  
**Sport Magazine Rookie of the Year in All Pro Sport:** Gil Perreault  
**Sporting News East Division Rookie of the Year:** Gil Perreault


## SABRES' INDIVIDUAL GAME RECORDS

**Most Goals:** (4) Richard Martin vs. Washington, Dec. 21, 1975, vs. Washington, Dec. 3, 1974 and vs. Atlanta, Oct. 22, 1972  
**Most Assists:** (5) Gil Perreault at California, Feb. 1, 1976  
**Most Points:** (7) Gil Perreault at California, Feb. 1, 1976  
**Most Penalty Minutes:** (39) Reg Fleming vs. Pittsburgh, Oct. 18, 1970  
**Most Shots On Goal:** (12) Rene Robert vs. Boston, Apr. 1, 1976

## SABRES' INDIVIDUAL SEASON RECORDS

**Most Goals:** (52) Richard Martin, 1974-75, 1973-74  
**Most Assists:** (69) Gil Perreault, 1975-76  
**Most Points:** (113) Gil Perreault, 1975-76  
**Most Penalty Minutes:** (184) Jerry Korab and Jim Schoenfeld, 1974-75  
**Most Regular Season Games Played as a Sabre:** (594) Gil Perreault over eight seasons  
**Most Consecutive Regular Season Games Played as a Sabre:** (401) Craig Ramsay, Mar. 27, 1973 through Apr. 9, 1978  
**Most Goals by a Right Winger:** (50) Danny Gare, 1975-76  
**Most Assists by a Right Winger:** (60) Rene Robert, 1974-75  
**Most Points by a Right Winger:** (100) Rene Robert, 1974-75  
**Most Penalty Minutes by a Right Winger:** (129) Danny Gare, 1975-76  
**Most Goals by a Center:** (44) Gil Perreault, 1975-76  
**Most Assists by a Center:** (69) Gil Perreault, 1975-76  
**Most Points by a Center:** (113) Gil Perreault, 1975-76  
**Most Penalty Minutes by a Center:** (68) Skip Krake, 1970-71  
**Most Goals by a Left Winger:** (52) Richard Martin, 1974-75, 1973-74  
**Most Assists by a Left Winger:** (49) Craig Ramsay, 1975-76  
**Most Points by a Left Winger:** (95) Richard Martin, 1974-75  
**Most Penalty Minutes by a Left Winger:** (159) Reg Fleming, 1970-71  
**Most Goals by a Defenseman:** (14) Jerry Korab 1976-77  
**Most Assists by a Defenseman:** (44) Jerry Korab, 1974-75  
**Most Points by a Defenseman:** (56) Jerry Korab, 1974-75  
**Most Penalty Minutes by a Defenseman:** (184) Jerry Korab and Jim Schoenfeld, 1974-75  
**Most Goals by a Rookie:** (44) Richard Martin, 1971-72  
**Most Assists by a Rookie:** (34) Gil Perreault, 1970-71  
**Most Points by a Rookie:** (74) Richard Martin, 1971-72  
**Most Penalty Minutes by a Rookie:** (178) Jim Schoenfeld, 1972-73  
**Most Minutes Played by a Goalie:** (4,209) Don Edwards, 1977-78  
**Most Wins by a Goalie:** (38) Don Edwards, 1977-78  
**Most Consecutive Wins by a Goalie:** (9) Gerry Desjardins, 1976-77  
**Lowest Goals Against Average (in 25 or more games):** (2.51) Don Edwards, 1976-77  
**Most Shut-Outs by a Goalie:** (5) Don Edwards, 1977-78  
**Most Penalty Minutes by a Goalie:** (12) Don Edwards, 1977-78; Joe Daley, 1970-71  
**Most Hat Tricks:** (7) Richard Martin, 1975-76  
**Most Power Play Goals:** (21) Richard Martin, 1974-75  
**Most Short Handed Goals:** (8) Don Luce, 1974-75  
**Most Game-Winning Goals:** (9) Gil Perreault, 1976-77; Danny Gare, 1975-76  
**Most Goal Scoring Games in Succession:** (7) Gil Perreault, 1976-77; Richard Martin and Rene Robert, 1974-75  
**Most Assist Scoring Games in Succession:** (9) Gil Perreault, 1974-75  
**Most Point Scoring Games in Succession:** (18) Gil Perreault, 1971-72

\*An NHL Record



**SABRES' TEAM GAME RECORDS**

**Most Goals For:** (14) 14-2 win over Washington, Dec. 21, 1975  
**Most Goals Against:** (11) 11-2 loss at Montreal, Nov. 7, 1970  
**Most Goals — Buffalo and Opponent:** (16) 13-3 win at Cleveland, Feb. 25, 1978  
 14-2 win over Washington, Dec. 21, 1975  
**Greatest Winning Margin:** (12) 14-2 win over Washington, Dec. 21, 1975  
**Greatest Losing Margin:** (9) 9-0 loss at St. Louis, Mar. 13, 1971; 11-2 loss at Montreal, Nov. 7, 1970  
**Highest Tie Score:** (6-6) vs. NY Rangers, Dec. 4, 1975; vs. Pittsburgh, Feb. 18, 1971  
**Lowest Tie Score:** (0-0) vs. California, Nov. 9, 1972  
**Most Shots On Goal For:** (58) vs. Kansas City, Feb. 2, 1975  
**Fewest Shots On Goal For:** (14) vs. Montreal, Oct. 15, 1970  
**Most Shots On Goal Against:** (72) at Boston, Dec. 10, 1970  
**Fewest Shots On Goal Against:** (8) at Kansas City, Mar. 21, 1976  
**Most Buffalo Shots, One Period:** (26) vs. Cleveland, Feb. 25, 1978  
**Most Penalty Minutes — Buffalo:** (76) vs. Boston, Dec. 13, 1972  
**Most Penalty Minutes — Opponent:** (79) by Montreal, Nov. 24, 1974  
**Most Penalty Minutes — Buffalo and Opponent:** (154) Montreal at Buffalo, Nov. 24, 1974; Boston at Buffalo, Dec. 13, 1972  
**Fastest Two Buffalo Goals, One Player:** (:14) by Richard Martin vs. Washington, Oct. 19, 1975  
**Fastest Two Goals Against, One Player:** (:10) by Darryl Sittler of Toronto, Feb. 19, 1972  
**Fastest Three Buffalo Goals, One Player:** (:3:49) by Don Luce at Washington, Dec. 22, 1974  
**Fastest Three Goals Against, One Player:** (4:55) by Rick Kehoe at Pittsburgh, Mar. 10, 1976  
**\*Fastest Two Buffalo Goals:** (:04) by Lee Fogolin and Don Luce vs. California, Oct. 17, 1974  
**Fastest Two Goals Against:** (:07) by Marcel Dionne and Hartland Monahan of Los Angeles, Jan. 11, 1978; Jim Moxey and Wayne Merrick at California, Feb. 1, 1976  
**Fastest Three Buffalo Goals:** (:57) Ric Seiling, Don Luce, Gary McAdam vs. Cleveland, Dec. 8, 1977  
**Fastest Three Goals Against:** (1:04) by Lowell MacDonald, Nick Beverley and Bernie Lukowich at Pittsburgh, Apr. 4, 1974  
**Fastest Two Goals, Both Teams:** (:05) by Richard Martin and Greg Polis of Pittsburgh, Jan. 3, 1974  
**\*Fastest Three Goals, Both Teams:** (:18) by Jim Moxey, Wayne Merrick and Danny Gare at California, Feb. 1, 1976  
**Fastest Buffalo Goal from Opening Face-Off:** (:09) by Steve Atkinson vs. Chicago, Feb. 24, 1972  
**Fastest Opponent Goal from Opening Face-Off:** (:09) by Yvan Cournoyer at Montreal, Dec. 22, 1973  
**Fastest Buffalo Goal from Start of One Period:** (:06) by Jerry Korab vs. NY Rangers, Dec. 4, 1975  
 \*An NHL Record

**SABRES' TEAM SEASON RECORDS**

**Most Points:** (113), 1974-75  
**Most Home Points:** (63), 1972-73  
**Most Road Points:** (51), 1974-75  
**Fewest Points:** (51), 1971-72  
**Fewest Home Points:** (31), 1971-72  
**Fewest Road Points:** (20), 1971-72  
**Most Wins:** (49), 1974-75  
**Most Home Wins:** (30), 1972-73  
**Most Road Wins:** (21), 1976-77, 1974-75  
**Fewest Wins:** (16), 1971-72  
**Fewest Home Wins:** (11), 1971-72  
**Fewest Road Wins:** (5), 1971-72  
**Most Losses:** (43), 1971-72  
**Most Home Losses:** (19), 1971-72  
**Most Road Losses:** (26), 1970-71  
**Fewest Losses:** (16), 1974-75  
**Fewest Home Losses:** (6), 1974-75, 1972-73  
**Fewest Road Losses:** (10), 1974-75  
**Most Ties:** (19), 1971-72  
**Most Home Ties:** (10), 1970-71  
**Most Road Ties:** (11), 1972-73  
**Fewest Ties:** (8), 1976-77  
**Fewest Home Ties:** (3), 1972-73  
**Fewest Road Ties:** (3), 1976-77  
**Fewest Goals For:** (354), 1974-75  
**Most Goals For-at Home:** (199), 1974-75  
**Most Goals For-on Road:** (155), 1974-75  
**Fewest Goals For:** (203), 1971-72  
**Fewest Goals For-at Home:** (110), 1971-72  
**Fewest Goals For-on Road:** (93), 1971-72  
**Most Goals Against:** (291), 1970-71  
**Most Goals Against-at Home:** (127), 1971-72  
**Most Goals Against-on Road:** (168), 1970-71  
**Fewest Goals Against:** (215), 1977-78  
**Fewest Goals Against-at Home:** (80), 1972-73  
**Fewest Goals Against-on Road:** (119), 1976-77  
**Longest Winning Streak:** (9) Dec. 11 through Dec. 29, 1976  
**Longest Home Winning Streak:** (12) Nov. 12, 1972 through Jan. 7, 1973  
**Longest Road Winning Streak:** (6) Dec. 8 through Dec. 29, 1976  
**Longest Undeatable Streak:** (12) Feb. 2 through Feb. 27, 1975  
**Longest Home Undeatable Streak:** (21) Oct. 8, 1972 through Jan. 7, 1973  
**Longest Road Undeatable Streak:** (6) Mar. 14 through Mar. 30, 1976;  
 Dec. 8 through Dec. 29, 1976; Oct. 26 through Nov. 13, 1974  
**Most Consecutive Ties:** (4) Dec. 22, 29, 31, 1977 and Jan. 1, 1978  
**Longest Losing Streak:** (7) Oct. 25 through Nov. 8, 1970  
**Longest Home Losing Streak:** (3) Nov. 18, 22, 25, 1973; Mar. 2, 5, 17, 1972;  
 Jan. 6, 9, 13, 1972; Oct. 17, 21, 24, 1971; Oct. 25; Nov. 5, 8, 1970  
**Longest Road Losing Streak:** (7) Feb. 6 through 27, 1971; Oct. 14 through  
 Nov. 7, 1970



## SABRES' INDIVIDUAL PLAYOFF RECORDS

### ONE PLAYOFF YEAR

- Most Goals: (7) Danny Gare, Richard Martin, 1975
- Most Assists: (9) Gil Perreault, 1975
- Most Points: (15) Richard Martin, Gil Perreault, 1975
- Most Penalty Minutes: (38) Jim Schoenfeld, 1975
- Most Power Play Goals: (5) Richard Martin, 1975
- Most Short Handed Goals: (1) Craig Ramsay, 1976, 1975; Don Luce, 1975
- Most Minutes Played by a Goaltender: (760) Gerry Desjardins, 1975
- Most Shots on Goal: (66) Gil Perreault, 1975

### ONE FINAL SERIES

#### Vs. Philadelphia, 1975, 6 games

- Most Goals: (2) Danny Gare, Jerry Korab, Don Luce, Richard Martin
- Most Assists: (4) Richard Martin
- Most Points: (6) Richard Martin
- Most Penalty Minutes: (12) Don Luce
- Most Power Play Goals: (1) Jerry Korab, Richard Martin, Gil Perreault
- Most Short Handed Goals: (0)
- Most Minutes Played by a Goalie: (260) Gerry Desjardins
- Most Shots On Goal: (23) Gil Perreault

### ONE SEMI-FINAL SERIES

#### Vs. Montreal, 1975, 6 games

- Most Goals: (4) Craig Ramsay
- Most Assists: (4) Peter McNab
- Most Points: (6) Craig Ramsay
- Most Penalty Minutes: (24) Larry Carriere
- Most Power Play Goals: (1) Richard Martin, Gil Perreault, Craig Ramsay
- Most Short Handed Goals: (1) Don Luce, Craig Ramsay
- Most Minutes Played by a Goalie: (197) Gerry Desjardins
- Most Shots On Goal: (27) Richard Martin

### ONE QUARTER-FINAL SERIES

- Most Goals: (5) Rene Robert vs. Montreal, 1973, 6 games
- Most Assists: (7) Gil Perreault vs. Montreal, 1973, 6 games
- Most Points: (10) Gil Perreault vs. Montreal, 1973, 6 games
- Most Penalty Minutes: (21) Lee Fogolin vs. Philadelphia, 1978, 5 games
- Most Power Play Goals: (3) Richard Martin vs. Chicago, 1975, 5 games
- Most Short Handed Goals: (0)
- Most Minutes Played by a Goalie: (374) Gerry Desjardins vs. NY Islanders, 1976, 6 games
- Most Shots On Goal: (38) Richard Martin vs. Montreal, 1973, 6 games

### ONE PRELIMINARY ROUND

- Most Goals: (4) Jim Lorentz vs. Minnesota, 1977, 2 games
- Most Assists: (4) Jerry Korab vs. NY Rangers, 1978, 3 games; Gil Perreault vs. Minnesota, 1977, 2 games
- Most Points: (4) Danny Gare, Jerry Korab vs. NY Rangers, 1978, 3 games; Jim Lorentz, Gil Perreault vs. Minnesota, 1977, 2 games
- Most Penalty Minutes: (21) Danny Gare vs. NY Rangers, 1978, 3 games
- Most Power Play Goals: (1) Danny Gare, Craig Ramsay vs. NY Rangers, 1978, 3 games; Jocelyn Guevremont vs. Minnesota, 1977, 2 games
- Most Short Handed Goals: (1) Craig Ramsay vs. St. Louis, 1976, 3 games
- Most Minutes Played by a Goalie: (189) Gerry Desjardins vs. St. Louis, 1976, 3 games
- Most Shots On Goal: (17) Richard Martin vs. St. Louis, 1976, 3 games

## ONE GAME ONLY

- Most Goals: (3) Jim Lorentz vs. Minnesota, Apr. 7, 1977
- Most Assists: (3) Jerry Korab vs. NY Rangers, 1978; Gil Perreault vs. Minnesota, 1977 vs. St. Louis, 1976
- Most Points: (3) Jerry Korab vs. NY Rangers, 1978; Jerry Korab vs. NY Islanders, 1977; Jim Lorentz, Gil Perreault, Jocelyn Guevremont vs. Minnesota, 1977; Danny Gare, Richard Martin, Gil Perreault vs. NY Islanders, 1976; Don Luce, Richard Martin vs. Philadelphia, 1975; Don Luce, Gil Perreault vs. Montreal, 1975; Richard Martin, Gil Perreault vs. Chicago, 1975; Gil Perreault, Rene Robert vs. Montreal, 1973
- Most Penalty Minutes: (21) Danny Gare vs. NY Rangers, 1978
- Most Power Play Goals: (1) Rick Dudley, Danny Gare, Jocelyn Guevremont, Jerry Korab, Don Luce, Richard Martin, Gil Perreault, Craig Ramsay, Rene Robert, Jim Schoenfeld
- Most Short Handed Goals: (1) Craig Ramsay vs. St. Louis, 1976; Don Luce, Craig Ramsay vs. Montreal, 1975
- Most Minutes Played by a Goalie: (74:27) Gerry Desjardins vs. St. Louis, 1976
- Most Shots On Goal: (11) Danny Gare vs. St. Louis, 1976



## SABRES' TEAM PLAYOFF RECORDS

### One Playoff Year


- Most Wins: (10) 1975 (17 games)
- Fewest Wins: (2) 1977, 1976, 1973 (6 games)
- Most Losses: (7) 1975 (17 games)
- Fewest Losses: (4) 1973 (6 games)
- Most Goals For: (53) 1975 (17 games)
- Fewest Goals For: (16) 1973 (6 games)
- Most Goals Against: (58) 1975 (17 games)
- Fewest Goals Against: (19) 1977 (6 games)
- Most Shut Outs For: (0)
- Most Times Shut Out: (1) 7-0 by Montreal, May 1, 1975
- Most Overtime Games: (4) 1975 (17 games)
- Longest Winning Streak: (4) Apr. 8, 9, 11, 13, 1976; Apr. 20, 22, 27, 29, 1975
- Longest Losing Streak: (4) Apr. 11, 13, 15, 17, 1977; Apr. 15, 17, 20, 22, 1976
- Greatest Winning Margin: (6) 7-1 vs. Minnesota, 1977
- Greatest Losing Margin: (7) 7-0 at Montreal, 1975
- Most Power Play Goals: (13) 1975 (17 games)
- Most Power Play Goals Against: (14) 1975 (17 games)
- Most Short Handed Goals: (2) 1975 (17 games)
- Most Short Handed Goals Against: (1) 1977 (6 games), 1976 (9 games), 1975 (17 games)

HELMET WEARERS HAVE MORE FUN  
JIM'S 4TH FROM GARY AND GIL

Most Shots on Goal: (532) 1975 (17 games)  
 Fewest Shots on Goal: (186) 1973 (6 games)  
 Most Shots on Goal Against: (459) 1975 (17 games)  
 Fewest Shots on Goal Against: (144) 1977 (6 games)  
 Most Buffalo Penalty Minutes: (276) 1975 (17 games)  
 Most Opponents Penalty Minutes: (243) (17 games)

**One Game Only**

Most Goals: (7) at Minnesota, Apr. 7, 1977  
 Most Goals Against: (8) at Montreal, May 3, 1975  
 Most Goals, Buffalo and Opponent: (11) 6-5 Buffalo win over Montreal, Apr. 27, 1975  
 Most Shots on Goal: (57) vs. St. Louis, Apr. 8, 1976  
 Fewest Shots on Goal: (17) at NY Islanders, Apr. 22, 1976  
 Most Shots on Goal Against: (43) by Montreal, May 3, 1975  
 Fewest Shots on Goal Against: (14) by Chicago, Apr. 22, 1975  
 Most Buffalo Penalty Minutes: (57) vs. Philadelphia, Apr. 22, 1978 and vs. Montreal, May 3, 1975  
 Most Opponent Penalty Minutes: (49) by Philadelphia, Apr. 22, 1978  
 Most Penalty Minutes, Buffalo and Opponent: (106) Buffalo and Philadelphia, Apr. 22, 1978  
 Fastest Two Buffalo Goals, One Player: (4:14) Jocelyn Guevremont vs. Minnesota, Apr. 7, 1977  
 Fastest Two Goals Against, One Player: (:27) Guy Lafleur of Montreal, May 1, 1975  
 Fastest Three Buffalo Goals, One Player: (50:55) Jim Lorentz vs. Minnesota, Apr. 7, 1977  
 Fastest Three Goals Against, One Player: (30:04) Yvan Cournoyer of Montreal, Apr. 5, 1973  
 Fastest Two Buffalo Goals: (:17) Danny Gare, Richard Martin vs. Philadelphia, May 20, 1975  
 Fastest Two Goals Against: (:16) Peter Mahovlich, Murray Wilson of Montreal, Apr. 8, 1973  
 Fastest Three Buffalo Goals: (5:25) Jim Lorentz, Richard Martin, Rene Robert vs. Chicago, Apr. 20, 1975  
 Fastest Three Goals Against: (5:40) Guy Lafleur, Yvon Lambert, Guy Lapointe of Montreal, May 3, 1975  
 Fastest Buffalo Goal from Opening Face Off: (1:06) Gil Perreault vs. Montreal, Apr. 5, 1973  
 Fastest Opponent Goal from Opening Face Off: (:32) Guy Lapointe of Montreal, Apr. 27, 1975  
 Shortest Over-time Game: (61:37) NY Ranger win over Buffalo, Apr. 13, 1978 on goal by Don Murdoch  
 Longest Over-time Game: (78:29) 5-4 Buffalo win over Philadelphia, May 20, 1975 on goal by Rene Robert





# Ken Breitenbach

(Bright'-n-back)

Defense

Born: Welland, Ontario

January 9, 1955

Height: 6'1" Weight: 190

Shoots: Left

A collision in front of his net in the Philadelphia Spectrum cost four-year pro Breitenbach not only a season of pro hockey — but a chance at a regular NHL job at the time. Ken broke his right leg on October 9, 1977 in that pre-season encounter and the break was so severe it was expected he wouldn't be able to even skate, let alone play, during the season to come. Ken surprised even the most optimistic, and was on hand and ready to play when playoff time rolled around after the tedious and sometimes painful rehabilitation of his leg. He was a second-round draft choice of the Sabres in 1975, and played his first junior hockey with the OHA Tier II Welland Sabres, the first team other than Buffalo to use the "Sabres" nickname. Ken and his wife, Debbie, make their off-season home in Welland. He is known among his teammates as an accomplished backyard auto mechanic.

## PROFESSIONAL RECORD

Season	Club	League	GP	G	A	PTS	PIM
1975-76	Buffalo	NHL	7	0	0	0	6
	Hershey	AHL	57	1	19	20	58
1976-77	Buffalo	NHL	31	0	5	5	18
	Hershey	AHL	37	3	8	11	29
1977-78	Did Not Play						
	NHL Totals		38	0	5	5	24





# Don Edwards

## Goaltender

Born: Hamilton, Ontario  
 September 28, 1955  
 Height: 5'9" Weight: 165  
 Shoots: Left

Many of the newsmen covering the National Hockey League viewed the results of the 1977-78 major trophy balloting with a sense of irony last June when it was announced that Edwards was chosen to the official NHL All-Star team at goal in his rookie season behind Ken Dryden, and yet finished only fourth in the NHL's Calder Trophy voting for rookie-of-the-year. He also finished high in voting as league MVP, while the two rookies who beat him out for the Calder didn't gain much support in that race. But the unflappable Edwards, 23 years old this fall, was less disturbed than his fans. He played more minutes than any rookie goalie in league history last season, and more minutes than any other goalie in the NHL, enroute to that second-team All-Star berth, and set a multitude of team records, including most wins — 38 — most shutouts — 5 — and most penalty minutes by a goalie — 12. Edwards, the nephew of former NHL goalie Roy Edwards, is considered by many to be the best young goalie in the game, and certainly bears up well under a heavy workload. He and his wife, Tannis, purchased a home in suburban Amherst last year, and Don sharpens his low-handicap golf game in its spacious yard.

### PROFESSIONAL RECORD

Season	Club	League	GPI	MINS	GA	SO	AVG
1975-76	Hershey	AHL	39	2253	128	3	3.41
1976-77	Buffalo	NHL	25	1480	82	2	2.51
	Hershey	AHL	47	2797	136	5	2.91
1977-78	Buffalo	NHL	72	4209	185	5	2.84
	NHL Totals		97	5689	247	7	2.80





# Lee Fogolin (Foe'-go-lin)

**Defense**

Born: Chicago, Illinois  
 February 7, 1955  
 Height: 6' Weight: 204  
 Shoots: Right

At the tender age of 23, Fogolin is already in his fifth season of National Hockey League play, and twice has been voted the Sabres most improved player. He was the Sabres first round draft selection in 1974, the year the NHL conducted an underage junior draft, and has been with the Sabres ever since except for a brief stint in Hershey of the American Hockey League in 1975-76 to get more playing time. By the end of that season Fogy had won his first "Improved player" trophy as voted by his teammates, and repeated the victory in 1977-78, playing with great effectiveness during a long stretch of the season when two of his defense mates were both out with injuries. His father, Leo, was a hard-rock NHL defenseman in the 50's with the Chicago Black Hawks, and Lee's aggressiveness is a definite chip off the old block. He and his wife, Carol, reside in suburban Amherst the year round.

## PROFESSIONAL RECORD

Season	Club	League	GP	G	A	PTS	PIM
1974-75	Buffalo	NHL	50	2	2	4	59
1975-76	Buffalo	NHL	58	0	9	9	64
1976-77	Hershey	AHL	20	1	8	9	61
1977-78	Buffalo	NHL	71	3	15	18	100
	Buffalo	NHL	76	0	23	23	98
	NHL Totals		255	5	49	54	321





# Danny Gare

(Gair)

Right Wing

Born: Nelson, British Columbia

May 14, 1954

Height: 5'9" Weight: 175

Shoots: Right

In his first year as captain of the Sabres, Danny came back to the form he's shown every season but 1976-77 in the NHL. And that year, his statistics weren't impressive because he played in only 35 games, all in pain from a severe back injury which at one time may have ended his hockey career. But for Gare, diligence, hard work and a long rehabilitation program paid off by last fall in his second best goal scoring season. Despite his size, Gare is one of the league's most aggressive and strongest players in addition to great speed and possession of one of hockey's most quickly released and hardest wrist shots. He may never rival Joe Namath for number of appearances in TV and radio commercials, but Gare is one of the Western New York area's most recognizable public figures due to his work in commercials for a bank and an auto dealer, and his hundreds of hours spent in charity and public service activities. He and teammates Derek Smith and Terry Martin share a bachelor home in suburban Williamsville.

## PROFESSIONAL RECORD

Season	Club	League	GP	G	A	PTS	PIM
1974-75	Buffalo	NHL	78	31	31	62	75
1975-76	Buffalo	NHL	79	50	23	73	129
1976-77	Buffalo	NHL	35	11	15	26	73
1977-78	Buffalo	NHL	69	39	38	77	95
	NHL Totals	NHL	261	131	107	238	372



# Jocelyn Guevremont

(Gay'-vre-mahn)

## Defense

Born: Montreal, Quebec

March 1, 1951

Height: 6'2" Weight: 200

Shoots: Right



The Class of '71 from the amateur ranks was one of the finest in NHL history with Guy Lafleur, Marcel Dionne and Richard Martin among its graduates, and Joc was chosen right at the top with them in the first round. He and Martin were teammates on a fine Montreal Junior Canadiens team that year, and have been together on the Sabres since the fall of 1974. Joc is one of the league's smoothest defensemen, with a superior shot from the point. He missed 14 games last season with injuries, the first to keep him out of the lineup since 1975. The diminutive "Joc" is pronounced "Joss" and not "Josh," incidentally, and there's another "Joss" in the family, his two-year-old son. Guevremont and his wife, Joanne and young Joc reside in suburban Amherst.

### PROFESSIONAL RECORD

Season	Club	League	GP	G	A	PTS	PIM
1971-72	Vancouver	NHL	75	13	38	51	44
1972-73	Vancouver	NHL	78	16	26	42	48
1973-74	Vancouver	NHL	72	15	24	39	34
1974-75	Vancouver	NHL	2	0	0	0	0
	Buffalo	NHL	64	7	25	32	32
1975-76	Buffalo	NHL	80	12	40	52	57
1976-77	Buffalo	NHL	80	9	29	38	46
1977-78	Buffalo	NHL	66	7	28	35	46
	NHL Totals		517	79	210	289	305





# Bill Hajt

(Height)

Defense

Born: Radisson, Saskatchewan

November 18, 1951

Height: 6'3" Weight: 204

Shoots: Left

They all seem to come big on defense in the NHL these days, and Bill is no exception, but his style belies that reputation big men have of being good-hit, no-field in hockey as well as in baseball. He consistently leads the Sabres defense in the important plus-minus ratings, playing a defensive game which relies on brains as much as brawn. Seldom caught out of position, Bill's long reach and sense of where to be on the ice enable him to ride opposing forwards out of the play into the boards. A quiet soft-spoken westerner whose family still operates a large wheat farm in Saskatchewan, Bill was voted the Sabres, "unsung hero" three seasons ago by the area's news media. He and his wife, Jean, have a son and a daughter, the former born during this past off season.

## PROFESSIONAL RECORD

Season	Club	League	GP	G	A	PTS	PIM
1972-73	Cincinnati	AHL	69	4	31	35	40
1973-74	Buffalo	NHL	6	0	2	2	0
1974-75	Cincinnati	AHL	66	5	30	35	66
1975-76	Buffalo	NHL	76	3	26	29	68
1976-77	Buffalo	NHL	80	6	21	27	48
1977-78	Buffalo	NHL	79	6	20	26	56
	Buffalo	NHL	76	4	18	22	30
	NHL Totals		317	19	87	106	202







## Jerry Korab

(Core'ab)

Defense

Born: Sault Ste. Marie, Ontario

September 15, 1948

Height: 6'3" Weight: 218

Shoots: Left

In his sixth season as a Buffalo regular, Jerry has matured into a solid NHL defenseman who also adds to the offense with good passing and puckhandling ability. His first few pro seasons Korab shared duty on wing and defense with Chicago and Vancouver, but the trade at Christmas time in 1973 which brought him to the Sabres settled him at defense, his preferred position, and he has responded with two All-Star game appearances and club offensive records for a defense player in both goals and assists. He's one of the biggest players in the NHL, and his play is seldom overlooked in any way by Buffalo's rabid fans. In the off season Jerry hones his solid golf game and occasionally pitches for a team of pro hockey players in charity softball games, with a pitching ability good enough to get him a spot on tournament class softball teams for national competitions. He and his wife, Mary Ann, live in suburban Amherst, and had their first child, a son, over the summer. He's never much liked the nickname "King Kong," but when the couple's first child was born, he hung a sign on his garage door pointing out that "Kong is a (proud) father."

### PROFESSIONAL RECORD

Season	Club	League	GP	G	A	PTS	PIM
1969-70	Portland	WHL	65	9	12	21	169
1970-71	Portland	WHL	20	5	8	78	8
1971-72	Chicago	NHL	46	4	14	18	152
1972-73	Chicago	NHL	73	9	14	5	95
1973-74	Vancouver	NHL	77	12	15	27	94
1974-75	Buffalo	NHL	31	4	7	11	64
1975-76	Buffalo	NHL	45	6	12	18	73
1976-77	Buffalo	NHL	79	12	44	58	184
1977-78	Buffalo	NHL	65	13	28	41	85
	Buffalo	NHL	77	14	33	47	120
	Buffalo	NHL	77	7	34	41	119
	NHL Totals		570	81	192	273	986





# Don Luce

(Loose)

Center

Born: London, Ontario

October 2, 1948

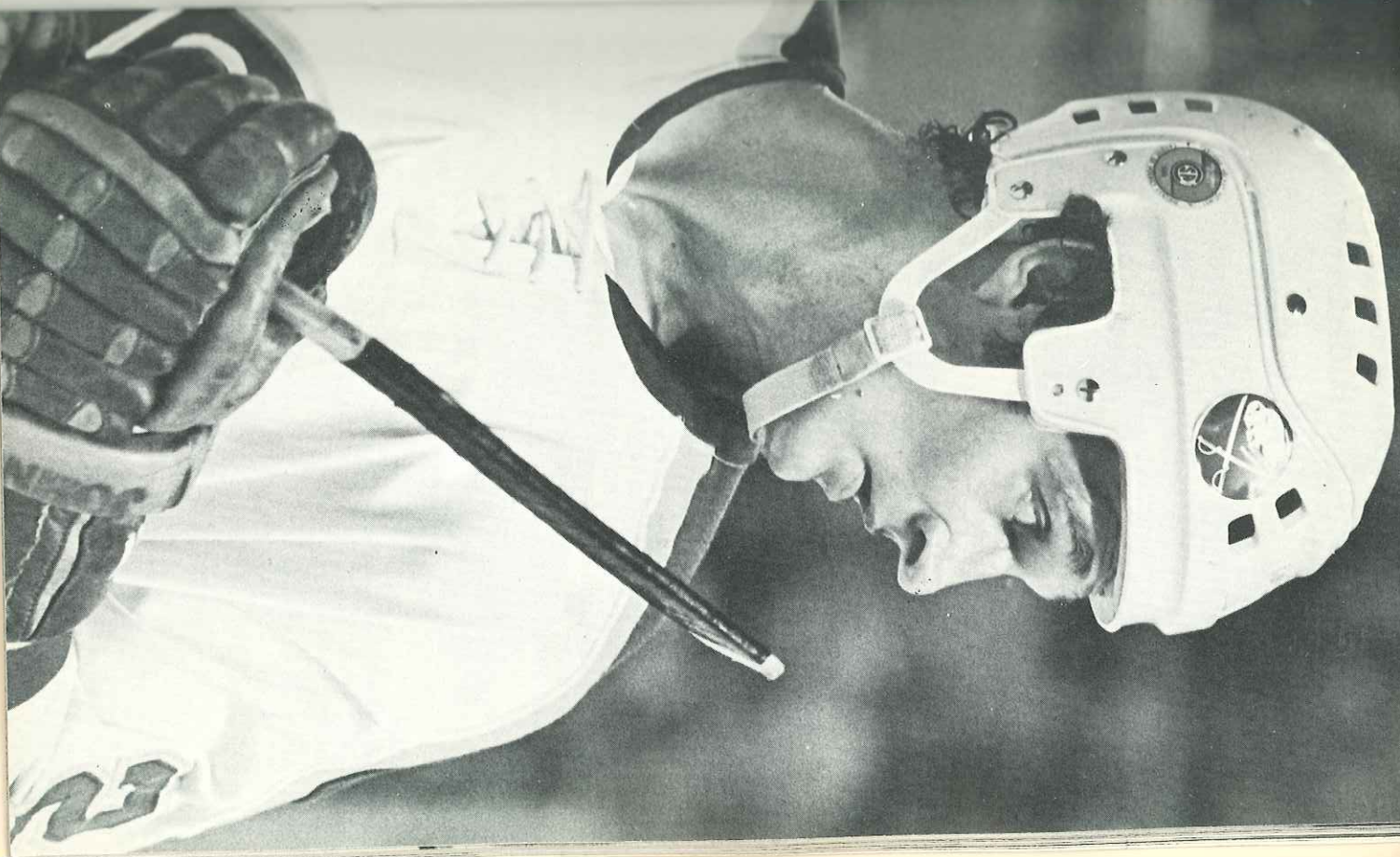
Height: 6'2" Weight: 185


Shoots: Left

The Sabres led the National Hockey League in penalty-killing last season, and have been at or near the top of the league in that vital category for the past seven seasons. And it's no coincidence that Don Luce has been killing penalties in Buffalo colors for those seven seasons. Generally teamed with his regular left winger, Craig Ramsay, for the bulk of the penalty killing chores, Luce is one of the league's best checking centers, and has managed to score 165 career goals enroute, all but four of them as a Sabre. He was the 1975 winner of the Masterton Trophy and annually receives support for that and the Lady Byng Trophy for gentlemanly play. He and his wife, Dianne, live in Amherst year-round and have four children, including oldest son, Scotty, a goaltender. Don wears contact lenses to play. He has played more games at center for the Sabres than any other player in club history except Gil Perreault.

## PROFESSIONAL RECORD

Season	Club	League	GP	G	A	PTS	PIM
1968-69	Omaha	CHL	72	22	34	56	56
1969-70	Omaha	CHL	64	22	35	57	82
	NY Rangers	NHL	12	1	2	3	8
	NY Rangers	NHL	9	0	1	1	0
1970-71	Detroit	NHL	58	3	11	14	18
1971-72	Buffalo	NHL	78	11	19	30	38
1972-73	Buffalo	NHL	78	18	25	43	32
1973-74	Buffalo	NHL	75	31	57	88	44
1974-75	Buffalo	NHL	80	33	43	76	45
1975-76	Buffalo	NHL	77	21	49	70	42
1976-77	Buffalo	NHL	80	26	43	69	16
1977-78	Buffalo	NHL	78	26	33	61	24
	NHL Totals	NHL	625	165	248	413	267





# Richard Martin

**Left Wing**

Born: Verdun, Quebec

July 26, 1951

Height: 5'11" Weight: 179

Shoots: Left

For a moment last season it appeared that the spectacular NHL career of the Sabres Richard Martin might have come to a tragic end. Upended behind the New York net in a game at Memorial Auditorium against the Rangers, Martin struck the ice head first and was knocked unconscious by the blow. Emergency first aid and a quick trip to the hospital followed, and Martin was out of the lineup for a month with a severe concussion. He donned a helmet for the first time as a pro when he returned in March, and it's been suggested he never play without one again because of the head injury. It was the second year that injuries slowed down the bullet-shooting left winger who is one of the greatest goal scorers in the history of the NHL based on goals per game played. Martin has improved his checking ability since breaking into the league in 1971, and at 27, has a chance to become one of the league's all-time leading scorers over a long career. A scratch golfer and car buff, Martin also finds time for bear hunting and fishing during the off season. He has played in the NHL All-Star game every season of his career, and is a four-time member of the official NHL All-Star team.

## PROFESSIONAL RECORD

Season	Club	League	GP	G	A	PTS	PIM
1971-72	Buffalo	NHL	73	44	30	74	36
1972-73	Buffalo	NHL	75	37	36	73	79
1973-74	Buffalo	NHL	78	52	34	86	38
1974-75	Buffalo	NHL	68	52	43	95	72
1975-76	Buffalo	NHL	80	49	37	86	67
1976-77	Buffalo	NHL	66	36	29	65	58
1977-78	Buffalo	NHL	65	28	35	63	16
	NHL Totals		505	298	244	542	366





# Terry Martin

**Left Wing**

**Born:** Barrie, Ontario  
**October 25, 1955**  
**Height:** 5'11" **Weight:** 175  
**Shoots:** Left

For seven long seasons the Sabres came away empty from the Philadelphia Spectrum, never beating the Flyers there in the regular season or playoffs, a matter of no small embarrassment or frustration. But that ended early last season with the outstanding performance of Martin in a 3-2 Buffalo win in Philadelphia. He was the star of the game, setting up Fred Stanfield for the tying goal, and scoring the winner himself. After that, things went downhill for the fleet skating winger. A leg injury suffered in the late 1976-77 season shelved Martin in Buffalo during the rest of 1977-78 season until the last two weeks of the regular schedule. And for a long time, it appeared Terry wouldn't be able to play at all during the year. But he came back to make a solid contribution during those weeks and the playoffs which followed. A third-round draft choice in 1975, Terry is the hardest body checker among Sabres forwards and barring more injuries, appears to have a bright NHL future. A bachelor and left-handed golfer, he shares a home with teammates Danny Gare and Derek Smith. "I cook, Derek cleans, and we make Danny pay the bills," says Terry.

## PROFESSIONAL RECORD

Season	Club	League	GP	G	A	PTS	PIM
1975-76	Buffalo	NHL	1	0	0	0	0
	Hershey	AHL	19	3	6	9	18
	Charlotte	SHL	25	12	10	22	30
1976-77	Buffalo	NHL	62	11	12	23	8
	Hershey	AHL	12	1	4	5	12
	Buffalo	NHL	21	3	2	5	9
1977-78	Hershey	AHL	4	1	1	2	2
	NHL Totals		84	14	14	28	17




# Gary McAdam

**Left Wing**

Born: Smiths Falls, Ontario  
December 31, 1955

Height: 5'11" Weight: 175

Shoots: Left



The man they call "Wheels" developed into one of the league's most promising wingers during the past two seasons since he received a chance to play as an NHL regular. Gary scored a career-high 19 goals on the left side last season, and was one of the best of the Sabres in the Stanley Cup playoffs which followed. "Wheels" comes from his quick acceleration and exceptional skating speed, developed, Gary says, "when I was a river skater." Gary grew up in tiny Smiths Falls, Ontario, and the "river skater" comes from those early years on outdoor ice, when a kid could skate for miles without running into a sideboard. Gary is one of the most personable players in the game, and spends much time making public appearances on behalf of the Sabres and working in community service and charitable projects. He and his wife, Candy, make their home in the Buffalo area.

## PROFESSIONAL RECORD

Season	Club	League	GP	G	A	PTS	PIM
1975-76	Buffalo	NHL	31	1	2	3	2
	Hershey	AHL	24	14	13	27	45
1976-77	Buffalo	NHL	73	13	16	29	17
1977-78	Buffalo	NHL	79	19	22	41	44
	NHL Totals		183	33	40	73	63



# Buffalo Sabres' 1978-79 Roster

Player	Hgt.	Wgt.	Place of Birth	Date	1977-78 Club	1977-78 Record			
						G	A	Pts.	
<b>FORWARDS</b>									
ARESHENKOFF, Ron	6-00	175	Grand Forks, B.C.	6-13-57	Hershey	9	14	23	
CROWLEY, Paul	5-09	182	Montreal, Que.	12-26-55	Hershey	13	23	36	
EASTMAN, Dan	6-02	170	Peterborough, Ont.	7-13-57	London (OMJHL)	27	32	59	
GARE, Danny	5-09	175	Nelson, B.C.	5-14-54	Buffalo	39	38	77	
INGLIS, Billy	5-09	160	Ottawa, Ont.	5-11-43	Phoenix/Bing./New Haven	7	8	15	
KOWAL, Joe	6-05	212	Toronto, Ont.	2- 3-56	Buffalo/Hershey	14	16	30	
LUCE, Don	6-02	185	London, Ont.	10- 2-48	Buffalo	26	35	61	
MacGREGOR, Cam	5-10	188	Kingston, Ont.	1-29-58	Cornwall	61	59	120	
MARTIN, Richard	5-11	179	Lasalle, Que.	7-26-51	Buffalo	28	35	63	
MARTIN, Terry	5-11	175	Barrie, Ont.	10-25-55	Buffalo/Hershey	5	3	8	
McADAM, Gary	5-11	175	Smiths Falls, Ont.	12-31-55	Buffalo	19	22	41	
McKEGNEY, Tony	6-01	198	Montreal, Que.	2-15-58	Kingston	44	49	93	
NOEL, Claude	5-11	165	Kirkland Lake, Ont.	10-31-55	Hershey	13	25	38	
O'SULLIVAN, Eugene	6-01	185	Winnipeg, Man.	4- 3-58	Calgary	36	74	110	
PERREAULT, Gil	6-00	202	Victoriaville, Que.	11-13-50	Buffalo	41	48	89	
RAMSAY, Craig	5-10	176	Weston, Ont.	3-17-51	Buffalo	28	43	71	
RICHARD, Jacques	5-11	170	Quebec City, Que.	10- 7-52	Hershey	25	23	48	
ROBERT, Rene	5-10	184	Trois-Rivieres, Que.	12-31-48	Buffalo	25	48	73	
SAVARD, Andre	6-01	185	Temiscamingue, Que.	9- 2-53	Buffalo	19	20	39	
SCHOCK, Ron	5-11	180	Chapleau, Ont.	12-19-43	Buffalo	4	4	8	
SEILING, Ric	6-01	178	Elmira, Ont.	12-15-57	Buffalo	19	19	38	
SMITH, Derek	5-11	177	Quebec, Que.	7-31-54	Buffalo/Hershey	5	5	10	
STANFIELD, Fred	5-10	185	Toronto, Ont.	5- 4-44	Buffalo	3	8	11	
TIDEY, Alex	6-00	180	Vancouver, B.C.	1- 5-55	Buffalo/Hershey	14	19	33	
TITANIC, Morris	6-01	180	Toronto, Ont.	1- 7-53	Hershey	10	20	30	
<b>DEFENSEMEN</b>									
BREITENBACH, Ken	6-01	190	Welland, Ont.	1- 9-55	Injured				
DUNN, Richard	6-00	192	Boston, Mass.	5-12-57	Buffalo/Hershey	7	25	32	
FOGOLIN, Lee	6-00	204	Chicago, Ill.	2- 7-55	Buffalo	0	23	23	
GAZDIC, Mike	6-00	186	Sudbury, Ont.	2-17-58	Sudbury	14	34	48	
GUEVREMONT, Jocelyn	6-02	200	Montreal, Que.	3- 1-51	Buffalo	7	28	35	
HAJT, Bill	6-03	204	Radisson, Sask.	11-18-51	Buffalo	4	18	22	
KORAB, Jerry	6-03	218	Sault Ste. Marie, Ont.	9-15-48	Buffalo	7	34	41	
PLAYFAIR, Larry	6-04	201	Fort St. James, B.C.	6-23-58	Portland	13	19	32	
RAMSEY, Wayne	6-00	195	Hamiota, Man.	1-31-57	Buffalo/Hershey	10	18	28	
SCHOENFELD, Jim	6-02	210	Galt, Ont.	9- 4-52	Buffalo	2	20	22	
STEWART, Bill	6-02	180	Toronto, Ont.	10- 6-57	Buffalo/Hershey	8	18	26	
<b>GOALTENDERS</b>									
EDWARDS, Don	5-09	160	Hamilton, Ont.	9-28-55	Buffalo	4209	185	5	2.64
IRELAND, Randy	6-00	165	Biggar, Sask.	4- 5-57	Flint	2640	205	0	4.66
SAUVE, Bob	5-08	165	Ste.-Genevieve, Que.	6-17-55	Buffalo/Hershey	1352	79	0	3.51
WEAVER, Jim	6-00	168	Belmont, Ont.	6-19-55	Springfield/Hershey/ Milwaukee	1397	98	1	4.21



## Gil Perreault

(Pair'-o)

Center

Born: Victoriaville, Quebec

November 13, 1950

Height: 6' Weight: 202

Shoots: Left

It was fitting that Gil Perreault scored the winning goal in what was Buffalo's first — and probably last under the old format — National Hockey League All-Star game in January of 1978. When he was introduced with his Prince of Wales Conference teammates before the game, the quiet Sabres star received a stirring and lengthy ovation from Buffalo's fans. This is the ninth season they've had to appreciate the talents of Perreault, who remains the most spectacular player in hockey, with his uncanny ability to skate around and through an entire opposition lineup to score a goal. In 1977-78 he had his second best season as a goal scorer, with 41, and led the Sabres in scoring again. Sometime this season he should reach the coveted 300-goal plateau. Sometimes this season he should reach the covered 300-goal plateau, barring injury, and most Buffalo fans remember he scored the first winning goal ever in a regular season game in October of 1970 at Pittsburgh. He and his wife, Carmen, had their first child, Marc, during last season. They reside in suburban Amherst.

### PROFESSIONAL RECORD

Season	Club	League	GP	G	A	PTS	PIM
1970-71	Buffalo	NHL	78	38	34	72	19
1971-72	Buffalo	NHL	76	28	48	74	24
1972-73	Buffalo	NHL	78	26	60	88	10
1973-74	Buffalo	NHL	55	18	33	51	10
1974-75	Buffalo	NHL	68	39	57	96	36
1975-76	Buffalo	NHL	80	44	69	113	30
1976-77	Buffalo	NHL	80	39	56	95	20
1977-78	Buffalo	NHL	79	41	48	89	20
	NHL Totals		594	273	405	678	185





# Craig Ramsay

(Ram'-zee)

Left Wing

Born: Weston, Ontario

March 17, 1951

Height: 5'10" Weight: 176

Shoots: Left

Who is one of hockey's most superstitious players ... who handles the puck better with his skates than some do with a stick ... who is considered among the best penalty killers in the sport ... who was second in voting for the Masterton trophy and high in balloting for the new Selke trophy as the NHL's best defensive forward? The description all applies to seven-year veteran Ramsay, who had his career best season offensively with 28 goals and tied his best point total at 71, is one of the game's most intense competitors, but in a very quiet way. With linemates Don Luce and Danny Gare, he gives the Sabres a two-way combination, the envy of many coaches in the NHL. Craig is the Sabres representative to the NHL Players Association and active in community affairs throughout the year. He and his wife, Susan, have two sons, one born during the past summer, and live in suburban Amherst.

## PROFESSIONAL RECORD

Season	Club	League	GP	G	A	PTS	PIM
1971-72	Cincinnati	AHL	19	5	7	12	4
	Buffalo	NHL	57	6	10	16	0
1972-73	Buffalo	NHL	76	11	17	28	15
1973-74	Buffalo	NHL	78	20	26	46	0
1974-75	Buffalo	NHL	80	26	38	64	26
1975-76	Buffalo	NHL	80	22	49	71	34
1976-77	Buffalo	NHL	80	20	41	61	20
1977-78	Buffalo	NHL	80	28	43	71	18
	NHL Totals		531	133	224	357	113







**Rene Robert**  
(Row-bair')

**Right Wing**

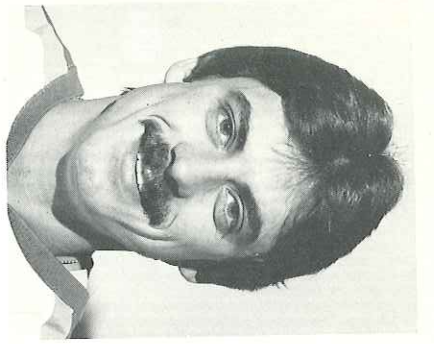
Born: Three Rivers (Trois  
Rivieres), Quebec  
December 31, 1948  
Height: 5'10" Weight: 184  
Shoots: Right

Rene is the third player to score 200 regular season NHL goals in a Buffalo uniform, with his 200th Sabre goal coming as his last of the season. Add seven scored with Pittsburgh back in 1971-72, and he's one of a select list of active players with over 200 as this season began. The other two Sabres over 200 are ex-French Connection linemates Richard Martin and Gil Perreault. Robert missed 13 games last season with an injury, cutting his goal production somewhat. He was the Sabres' Most Valuable Player in 1975, a second team NHL All-Star that year, and has played twice in the league's All-Star game. Robert plays a bit of golf in the off-season and is known to hop aboard a harness racing sulky whenever he's invited. He and his wife, Johanne, and their two children, live in Amherst.

**PROFESSIONAL RECORD**

Season	Club	League	GP	G	A	PTS	PIM
1967-68	Tulsa	CPHL	3	0	2	2	0
1968-69	Tulsa	CHL	59	21	30	51	57
1969-70	Vancouver	WHL	5	0	0	0	2
	Rochester	AHL	49	23	40	63	57
1970-71	Toronto	NHL	3	0	0	0	0
	Tulsa	CHL	58	26	36	62	85
	Phoenix	WHL	7	4	3	7	6
1971-72	Pittsburgh	NHL	49	7	11	18	42
	Buffalo	NHL	12	6	3	9	2
	Buffalo	NHL	75	40	43	83	83
1972-73	Buffalo	NHL	76	21	44	65	71
1973-74	Buffalo	NHL	74	40	60	100	75
1974-75	Buffalo	NHL	72	35	52	87	73
1975-76	Buffalo	NHL	80	33	40	73	46
1976-77	Buffalo	NHL	67	25	48	73	25
1977-78	Buffalo	NHL	510	207	301	508	397
	NHL Totals						





# Bob Sauve

(So'-vay)

Goaltender

Born: Ste.-Genevieve, Quebec

June 17, 1955

Height: 5'8" Weight: 165

Shoots: Left

When Bob signed a new multi-year contract during the past summer, Sabres General Manager Punch Imlach expressed confidence that the 23-year-old former number one draft choice has the talent to be the Sabres number one goalie, despite the presence of All-Star Don Edwards. If Punch is correct, then the Sabres appear to be set in goal for a long time to come, and Sauve's work in limited action last season seems to bear Imlach out. Bob actually had a lower goals against average than Edwards last season, and sparked in a critical late season victory over the Boston Bruins in the latter's arena which gave the Sabres the season series with their Adams Division foe. Nimble and quick all his amateur and pro career, Bob has begun to challenge the shooter more and more each year, coming out to cut off the angles with skill. He and his wife, Joanne, reside in the Montreal area during the off-season.

## PROFESSIONAL RECORD

Season	Club	League	GPI	MINS	GA	SO	AVG
1975-76	Providence	AHL	14	848	44	0	3.11
	Charlotte	SHL	17	979	36	2	2.21
1976-77	Buffalo	NHL	4	184	11	0	3.35
	Rhode Island	NHL	25	1346	94	0	4.14
	Hershey	NHL	9	539	38	0	4.23
1977-78	Buffalo	NHL	11	480	20	0	2.50
	Hershey	NHL	16	872	59	0	4.05
	NHL Totals	AHL	15	664	31	0	2.80





# Andre Savard

(Sah-var')

Center

Born: Temiscamingue, Quebec

September 2, 1953

Height: 6'1" Weight: 185

Shoots: Left

Andre was one of only three Sabres who played in all 80 regular season games last year, and the durable young center's offensive record was down a bit from the season before. He came to Buffalo as a free agent from Boston in the spring of 1976, and has played regularly at center ever since, sometimes getting extra duty as a penalty killer. In 1973 he was Boston's first choice in the amateur draft from the Quebec Remparts, and has never played a pro hockey game in other than the National Hockey League. Andre was voted the team's Most Popular Player by members of the Buffalo Sabres Booster Club in 1977, as his hard-working style is well-accepted by the area's fans. He and his wife, Mary France, live in Quebec during the off-season.

## PROFESSIONAL RECORD

Season	Club	League	GP	G	A	PTS	PIM
1973-74	Boston	NHL	72	16	14	30	39
1974-75	Boston	NHL	77	19	25	44	45
1975-76	Boston	NHL	79	17	23	40	60
1976-77	Buffalo	NHL	80	25	35	60	30
1977-78	Buffalo	NHL	80	19	20	39	40
	NHL Totals		388	96	117	213	214





# Ron Schock

Center

Born: Chapleau, Ontario

December 19, 1943

Height: 5'11" Weight: 180

Shoots: Left

For Ron Schock the season of 1977-78 had to have been his most unusual as a pro. The Pittsburgh Penguin iron man of six seasons, with a 320 consecutive-game streak when he was traded to Buffalo at the start of last year's training camp, found it harder to get ice time with forward-loaded Sabres. He played in 40 games and scored four goals and four assists, but his totals were deceiving. In his limited play, two of those goals turned out to be game winners. Ron was twice MVP of the Penguins, and has scored a career 14 shorthanded goals. Entering this season he was the oldest player on the Sabres roster. He and his wife, Jane, have four children.

## PROFESSIONAL RECORD

Season	Club	League	GP	G	A	PTS	PIM
1962-63	Kingston	EPHL	1	0	1	1	0
1963-64	Boston	NHL	5	1	2	3	0
1964-65	Minneapolis	CPHL	—	—	—	—	—
1965-66	Boston	NHL	33	4	7	11	14
1966-67	Boston	NHL	24	2	2	4	6
1966-67	San Francisco	WHL	43	11	21	32	28
1967-68	Boston	NHL	66	10	20	30	8
1967-68	St. Louis	NHL	55	9	9	18	17
1968-69	Kansas City	CPHL	10	2	8	10	2
1968-69	St. Louis	NHL	12	12	27	39	14
1969-70	Pittsburgh	NHL	67	8	21	29	40
1970-71	Pittsburgh	NHL	76	14	26	40	20
1971-72	Pittsburgh	NHL	71	14	29	43	22
1972-73	Pittsburgh	NHL	77	17	36	53	23
1973-74	Pittsburgh	NHL	78	13	29	42	22
1974-75	Pittsburgh	NHL	77	14	29	43	36
1975-76	Pittsburgh	NHL	80	23	63	86	28
1976-77	Pittsburgh	NHL	80	18	44	62	10
1977-78	Buffalo	NHL	40	4	4	8	0
	NHL Totals		909	166	351	517	260





# Jim Schoenfeld

(Shon'-feld)

## Defense

Born: Galt, Ontario  
 September 4, 1952  
 Height: 6'2" Weight: 206  
 Shoots: Left

Philadelphia hockey writers were unanimous in their praise of the big red head's play in Buffalo's 1978 quarter-final series with the Flyers. "If all the Sabres had played the way Schoenfeld did," one wrote, "the Sabres would have won the series." The ovation Schoenfeld received from fans in both Philadelphia and Buffalo ended another frustrating year on a high note for him. He's never played an entire NHL season because of a variety of injuries, and a broken foot last year kept him out of 20 games. The injuries often come because Jim is one of the league's most aggressive shot blockers, throwing himself in front of enemy blasts with abandon. Some nights he's like a second Buffalo goalie. During the off season he was a finalist in a national racquetball tournament for pro athletes. He and his wife, Theresa, live in Amherst year-round and have two children.

### PROFESSIONAL RECORD

Season	Club	League	GP	G	A	PTS	PIM
1972-73	Buffalo	NHL	66	4	15	19	178
1973-74	Buffalo	NHL	28	1	8	9	56
	Cincinnati	AHL	2	0	2	2	4
1974-75	Buffalo	NHL	68	1	19	20	184
1975-76	Buffalo	NHL	56	2	22	24	114
1976-77	Buffalo	NHL	65	7	25	32	97
1977-78	Buffalo	NHL	60	2	20	22	89
	NHL Totals		343	17	109	126	718





## Ric Seiling

(See-ling)  
Right Wing

Born: Elmira, Ontario

December 15, 1957

Height: 6'1" Weight: 178

Shoots: Right

The Sabres have a track record of success in their first and second-round draft selections over the club's first eight years, and Ric proved his pick as number one in 1977 was no mistake. In his rookie pro year, the slim native of Elmira, Ontario played as a regular, and scored 19 goals, including four game winners, along the way. He played his junior hockey with the Hamilton FinCups who later moved to St. Catharines and back again, and was on one Memorial Cup winner. He's the brother of NHL long-time defenseman Rod Seiling, and is active in the family harness horse farm during the off-season. He and his wife, Bonny, live in suburban Amherst.

### PROFESSIONAL RECORD

Season	Club	League	GP	G	A	PTS	PIM
1977-78	Buffalo	NHL	80	19	19	38	33
	NHL Totals		80	19	19	38	33





# Derek Smith

Center

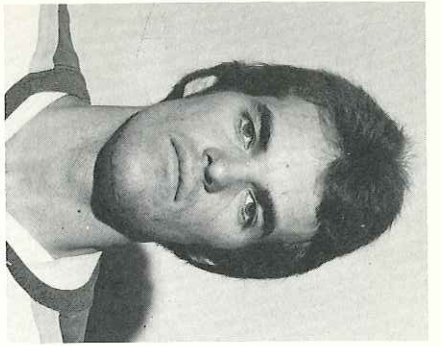
Born: Quebec, Quebec  
 July 31, 1954  
 Height: 5'11"      Weight: 177  
 Shoots: Left

Derek spent much of last season in the Memorial Auditorium press box or gathering slivers at the end of the Buffalo bench, but when he got his chance to play, he showed Coach Marcel Pronovost he has the makings of a fine NHL regular. He was the Sabres second-leading scorer in the playoffs with three goals and three assists, and worked on the power play at times. Derek signed a new multi-year contract during the off season, and figures to have a fine opportunity for regular duty this season. He's a graphic example of how a low-round draft choice can work his way to the top, for Derek was taken in the 10th round of the 1974 selections. A bachelor, he resides with teammates Terry Martin and Danny Gare during the season, and in his London, Ontario home in the summer.

## PROFESSIONAL RECORD

Season	Club	League	GP	G	A	PTS	PIM
1974-75	Hershey	AHL	64	11	16	27	10
	Charlotte	SHL	4	4	3	7	0
1975-76	Buffalo	NHL	67	28	32	60	14
	Hershey	NHL	5	0	0	0	0
1976-77	Buffalo	NHL	65	31	31	62	20
	Hershey	AHL	36	3	3	6	0
1977-78	Buffalo	NHL	5	2	2	4	2
	Hershey	NHL	5	3	3	6	0
	NHL Totals		41	3	3	6	0





# Bill Stewart

Defense

Born: Toronto, Ontario

October 6, 1957

Height: 6'2" Weight: 190

Shoots: Right

Though only a rookie, Bill led the Sabres out of a late season slump with his aggressive play in an April game at Boston Garden. Playing both right wing and defense, killing penalties, and even working on the power play, he scored a decisive and the ultimate winning goal when the Sabres snapped a long winless streak against the Bruins. He remained a regular through the playoffs, seeing duty both as a defenseman and a winger, and if there is one problem with Stewart, it's where he might be best used in the lineup. A third-round pick in the 1977 amateur draft from the Niagara Falls Flyers, Bill played most of last season in Hershey of the AHL, but was recalled twice to Buffalo.

## PROFESSIONAL RECORD

Season	Club	League		GP	G	A	PTS	PIM
		NHL	AHL					
1977-78	Buffalo			13	2	0	2	15
	Hershey			54	6	18	24	92
	NHL Totals			13	2	0	2	15





# Ron Areshenkoff

Center

Born: Grand Forks, British Columbia  
 June 13, 1957  
 Height: 6'0" Weight: 175  
 Shoots: Left



## PROFESSIONAL RECORD

Season	Club	League	GP	G	A	PTS	PIM
1977-78	Hershey	AHL	38	9	14	23	38

# Paul Crowley

Right Wing

Born: Montreal, Quebec  
 December 26, 1955  
 Height: 5'9" Weight: 182  
 Shoots: Right



## PROFESSIONAL RECORD

Season	Club	League	GP	G	A	PTS	PIM
1977-78	Hershey	AHL	74	13	23	36	57

# Richard Dunn

Defense

Born: Boston, Massachusetts  
 May 12, 1957  
 Height: 6'0" Weight: 192  
 Shoots: Left



## PROFESSIONAL RECORD

Season	Club	League	GP	G	A	PTS	PIM
1977-78	Buffalo	NHL	25	0	3	3	16
	Hershey	AHL	54	7	22	29	17
	NHL Totals		25	0	3	3	16

# Mike Gazdic

Defense

Born: Sudbury, Ontario  
 February 17, 1958  
 Height: 6'0" Weight: 186  
 Shoots: Left




## JUNIOR RECORD

Season	Club	League	GP	G	A	PTS	PIM
1976-77	Sudbury	OMJHL	62	8	49	57	88
1977-78	Sudbury	OMJHL	65	14	34	48	117

# Randy Ireland

Goaltender

Born: Biggar, Saskatchewan  
 April 5, 1957  
 Height: 6'0" Weight: 165



## JUNIOR RECORD

Season	Club	League	GP	GA	SO	AVG
1973-74	Saskatoon	WCJHL	35	124	0	3.96
1974-75	Saskatoon	WCJHL	28	114	1	4.13
1975-76	Saskatoon	WCJHL	40	148	0	4.00
1976-77	Saskatoon	WCJHL	1	47	3	7.00
	Portland	WCJHL	47	163	0	3.71
1977-78	Flint	IHL	46	205	0	4.66

# Joe Kowal

Left Wing

Born: Toronto, Ontario  
 February 3, 1956  
 Height: 6'5" Weight: 212  
 Shoots: Left



## PROFESSIONAL RECORD

Season	Club	League	GP	G	A	PTS	PIM
1976-77	Buffalo	NHL	16	0	5	5	6
	Hershey	AHL	46	13	17	30	7
1977-78	Buffalo	NHL	6	0	0	0	7
	Hershey	AHL	45	14	16	30	48
	NHL Totals		22	0	5	5	13

# Tony McKeegney

Left Wing

Born: Montreal, Quebec  
 February 15, 1958  
 Height: 6'1" Weight: 198  
 Shoots: Left



### JUNIOR RECORD

Season	Club	League	GP	G	A	PTS	PIM
1975-76	Kingston	OMJHL	65	24	56	80	20
1976-77	Kingston	OMJHL	66	58	77	135	30
1977-78	Kingston	OMJHL	55	44	49	93	19

# Claude Noel

Center

Born: Kirkland Lake, Ontario  
 October 31, 1955  
 Height: 5'11" Weight: 165  
 Shoots: Left



### PROFESSIONAL RECORD

Season	Club	League	GP	G	A	PTS	PIM
1976-77	Hershey	AHL	80	14	32	46	19
1977-78	Hershey	AHL	65	13	25	38	18

# Larry Playfair

Defense

Born: Fort St. James, British Columbia  
 June 23, 1958  
 Height: 6'4" Weight: 201  
 Shoots: Left



### JUNIOR RECORD

Season	Club	League	GP	G	A	PTS	PIM
1976-77	Portland	WCHL	65	2	17	19	199
1977-78	Portland	WCHL	71	13	19	32	402
			96				

# Wayne Ramsey

Defense

Born: Hamiota, Manitoba  
 January 31, 1957  
 Height: 6'0" Weight: 185  
 Shoots: Left



### PROFESSIONAL RECORD

Season	Club	League	GP	G	A	PTS	PIM
1977-78	Buffalo	NHL	2	0	0	0	0
	Hershey	NHL	56	10	18	28	35
	NHL Totals		2	0	0	0	0

# Jacques Richard

Center/Right Wing

Born: Quebec City, Quebec  
 October 7, 1952  
 Height: 5'11" Weight: 170  
 Shoots: Right



### PROFESSIONAL RECORD

Season	Club	League	GP	G	A	PTS	PIM
1972-73	Atlanta	NHL	74	13	18	31	32
1973-74	Atlanta	NHL	78	27	16	43	45
1974-75	Atlanta	NHL	63	17	12	29	31
1975-76	Buffalo	NHL	73	12	23	35	31
1976-77	Buffalo	NHL	21	2	0	2	16
	Hershey	NHL	44	20	25	45	42
	Hershey	NHL	54	25	23	48	29
1977-78	NHL Totals		309	71	69	140	155

# Morris Titanic

Left Wing

Born: Toronto, Ontario  
 January 7, 1953  
 Height: 6'1" Weight: 180  
 Shoots: Left



### PROFESSIONAL RECORD

Season	Club	League	GP	G	A	PTS	PIM
1973-74	Cincinnati	AHL	62	31	28	59	47
1974-75	Buffalo	NHL	17	0	0	0	0
	Hershey	NHL	34	9	17	0	64
1975-76	Buffalo	NHL	2	0	0	0	0
	Hershey	NHL	35	6	13	19	10
1976-77	Did Not Play						
1977-78	Hershey	AHL	69	10	20	30	54
	NHL Totals		97	0	0	0	0

# Fred Stanfield

## Center-Left Wing

Born: Toronto, Ontario  
 May 4, 1944  
 Height: 5'10 Weight: 185  
 Shoots: Left



### PROFESSIONAL RECORD

Season	Club	League	GP	G	A	PTS	PIM
1964-65	Chicago	NHL	58	7	10	17	14
1965-66	Chicago	NHL	39	2	2	4	2
	St. Louis	CPhL	24	7	11	18	2
1966-67	St. Louis	CPhL	37	20	21	41	10
	Chicago	NHL	10	1	0	1	0
1967-68	Boston	NHL	73	20	44	64	10
1968-69	Boston	NHL	71	25	29	54	22
1969-70	Boston	NHL	73	23	35	58	14
1970-71	Boston	NHL	75	24	52	76	12
1971-72	Boston	NHL	78	23	56	79	12
1972-73	Boston	NHL	78	20	28	78	10
1973-74	Minnesota	NHL	71	16	18	44	12
1974-75	Minnesota	NHL	40	8	28	26	12
1975-76	Buffalo	NHL	32	12	21	33	4
1976-77	Buffalo	NHL	80	18	30	48	4
1977-78	Buffalo	NHL	79	9	14	23	8
	Buffalo	NHL	57	3	8	11	2
	NHL Totals		914	211	405	616	136

# Alex Tidey

## Right Wing

Born: Vancouver, British Columbia  
 January 5, 1955  
 Height: 6'0" Weight: 180  
 Shoots: Right



### PROFESSIONAL RECORD

Season	Club	League	GP	G	A	PTS	PIM
1976-77	Buffalo	NHL	3	0	0	0	0
	Hershey	AHL	74	25	38	63	55
1977-78	Buffalo	NHL	1	0	0	0	0
	Hershey	AHL	49	14	19	33	36
	NHL Totals		4	0	0	0	0



The Media

## RADIO AND TELEVISION

Radio and television coverage of Sabres hockey is among the most extensive in the National Hockey League.

All Sabres games are broadcast on WGR Radio (550 AM) in Buffalo and on a regional network. Rick Jeanneret is the play-by-play broadcaster for most radio games, with Ted Darling doing several. WGR Sports Director Sam Anson is color commentator and Intermission host.

WGR-TV (Channel 2) will telecast 30 Sabres regular season games this year, with Ted Darling as play-by-play announcer, former NHL winger Pat Hannigan as commentator, and WGR-TV Sports Director Ed Kilgore as intermission host.

A total of 29 Sabres home games will be available to cable television subscribers in Buffalo, the metropolitan area, Niagara Falls, N.Y., Rochester and Syracuse. Darling will serve as play-by-play announcer on cable TV, with Paul Wieland as commentator and George Robertson as between-periods analyst.

Visiting radio and TV positions are in the press box, with camera positions available there, the balcony face at center ice, low center ice, corner balcony and ice level where the Zamboni enters and leaves the ice surface. Special requests for facilities should be directed to the Sabres public relations office. The WGR-TV and cable TV game schedule is indicated on the media guide outside back cover.

### SABRES' BROADCAST CREW



**TED DARLING**



**PAUL WIELAND**



**ED KILGORE**



**SAM ANSON**



**PAT HANNIGAN**



**RICK JEANNERET**



**GEORGE ROBERTSON**



### ACCOMMODATIONS/MEDIA SERVICES

The Sabres press box is located on the west side of Memorial Auditorium suspended from the ceiling. Telecopy transmitting facilities are located in the press box during games and in the press interview room postgame. The press interview room is located between the Sabres and visitors dressing rooms at ice level.

The press lounge is located on the west (press box) side of the building between Level Two and Level Three, and is open two hours before game time, with meal service beginning 90 minutes before game time and ending before the opening faceoff. Refreshments are served in the press box during games, as well as in the press lounge before games.

Application for single game press credentials must be made by 4 P.M. game days to the Sabres public relations office. They will be filled on a space available basis. The press entrance is located on the Pearl St. (west) side of the Auditorium at sidewalk level and entry must be made there in order to receive proper accreditation. Press identification must be displayed while in the building and for entrance to dressing rooms, press lounge and press box.

There is a petting zoo near the team dressing rooms which is open before and after games, but media personnel are not allowed to bring pets to games without pre-registration with the Sabres public relations office. (Pet gerbils and gnats are excepted.)

### SABRES MEDIA SERVICE STAFF

Moving Message Programmer: Lee Coppola  
 Message System Operators: Gerry Magjill, John Yuskiv  
 Pre-Game Statistics: Leslie Brinkworth  
 Game Statistician: Jim Murdoch  
 Assistants: Ted Jenkins, Jack Ksiadz, Jerry Macey, Sandy Marzullo,  
 Rick Miles, Jay Rimes, Mike Schalberg, Dave Schwenkbeck  
 Press Lounge: Gene Vaccaro

## NHL PUBLIC RELATIONS DIRECTORY

- John Marshall  
**Atlanta Flames**  
 The Omni  
 100 Techwood Drive, N.W.  
 Atlanta, Georgia 30303  
 (404) 681-2100
- Nate Greenberg  
**Boston Bruins**  
 150 Causeway Street  
 Boston, Massachusetts 02114  
 (617) 227-0277
- Don Murphy  
**Chicago Black Hawks**  
 Chicago Stadium  
 1800 West Madison Street  
 Chicago, Illinois 60612  
 (312) 733-5300
- Kevin O'Brien  
**Colorado Rockies**  
 McNichols Sports Arena  
 One McNichols Plaza  
 Denver, Colorado 80204  
 (303) 573-1800
- Budd Lynch  
**Detroit Red Wings**  
 Olympia Stadium  
 5920 Grand River  
 Detroit, Michigan 48208  
 (313) 895-7000
- John Wolf  
**Los Angeles Kings**  
 The Forum  
 P.O. Box 10  
 Inglewood, California 90306  
 (213) 674-6000
- Dick Dillman  
**Minnesota North Stars**  
 Metropolitan Sports Center  
 7901 Cedar Avenue South  
 Bloomington, Minnesota 55420  
 (612) 854-4411
- Claude Mouton  
**Montreal Canadiens**  
 Montreal Forum  
 2313 St. Catherine Street West  
 Montreal, Quebec H3H 1N2
- Jim Higgins  
**New York Islanders**  
 1155 Conklin Street  
 Farmingdale, New York 11735  
 (516) 694-5522
- John Halligan  
**New York Rangers**  
 Madison Square Garden  
 4 Pennsylvania Plaza  
 New York, New York 10001  
 (212) 563-8036
- Edward C. Golden  
**Philadelphia Flyers**  
 The Spectrum  
 Philadelphia, Pennsylvania 19148  
 (215) 465-4500
- Terry Schifftauer  
**Pittsburgh Penguins**  
 Civic Arena  
 Pittsburgh, Pennsylvania 15219  
 (412) 434-8911
- Susie Mathieu  
**St. Louis Blues**  
 St. Louis Arena  
 5700 Oakwood Avenue  
 St. Louis, Missouri 63110  
 (314) 781-5300
- Stan Obodiac  
**Toronto Maple Leafs**  
 Maple Leaf Gardens  
 60 Carlton Street  
 Toronto, Ontario M5B 1L1
- Norm Jewison  
**Vancouver Canucks**  
 100 North Renfrew Street  
 Vancouver, British Columbia V5K 3N7
- Pierce Gardner  
**Washington Capitals**  
 Capital Centre  
 One Harry S. Truman Drive  
 Landover, Maryland 20786  
 (301) 350-3400
- Ron Andrews  
**Director of Information and Statistician**  
 National Hockey League  
 920 Sun Life Building  
 Montreal, Quebec H3B 2W2  
 (514) 871-9220
- Bob Casey  
**Public Relations Director**  
 National Hockey League Services, Inc.  
 1221 Avenue of the Americas - 14th Floor  
 New York, New York 10020  
 (212) 398-1100

## SABRES' HOMES AWAY FROM HOME

### 1978-79 HOTELS

- ATLANTA**  
 Colony Square Hotel  
 Peachtree & 14th Street  
 Atlanta, Georgia  
 (404) 892-6000
- BOSTON**  
 Duntley's Parker House  
 Tremont & School Streets  
 Boston, Massachusetts 02107  
 (617) 227-8600
- CHICAGO**  
 Chicago Marriott O'Hare  
 8535 West Higgins Road  
 Chicago, Illinois 60631  
 (312) 693-4444
- DENVER**  
 The Denver Hilton  
 1550 Court Place  
 Denver, Colorado 80202  
 (303) 893-3333
- DETROIT**  
 Detroit Plaza Hotel  
 Renaissance Center  
 Detroit, Michigan 48243  
 (313) 568-8000
- LONG ISLAND**  
 Holiday Inn of Westbury  
 369 Old Country Road  
 Westbury, Long Island, N.Y. 11590  
 (516) 997-5000
- LOS ANGELES**  
 Los Angeles Marriott  
 5855 West Century Boulevard  
 Los Angeles, California 90045  
 (213) 641-5700
- MINNESOTA**  
 Marriott Inn  
 1919 East 78th St. at Cedar Ave.  
 Bloomington, Minnesota 55420  
 (612) 854-7441
- MONTREAL**  
 Sheraton Mt. Royal Hotel  
 1455 Peel Street  
 Montreal, Quebec H3A 1T5  
 (514) 842-7777
- ... and ...
- Montreal Airport Hilton  
 12505 Cote de Liesse  
 Dorval, Quebec H9P 1B7  
 (514) 631-2411
- NEW YORK**  
 The Statler Hilton  
 Seventh Avenue, 32nd to 33rd St.  
 New York, New York 10001  
 (212) 736-5000
- PHILADELPHIA**  
 Sheraton Airport Inn  
 Philadelphia International Airport  
 Philadelphia, Pennsylvania 19153  
 (215) 365-4150
- PITTSBURGH**  
 Pittsburgh Marriott  
 101 Marriott Drive  
 Pittsburgh, Pennsylvania 15205  
 (412) 922-8400
- ST. LOUIS**  
 St. Louis Marriott  
 I-70 at Lambert International Airport  
 St. Louis, Missouri 63134  
 (314) 423-9700
- VANCOUVER**  
 Hotel Vancouver  
 Vancouver, British Columbia  
 (604) 684-3131
- ... and ...
- Vancouver Airport Hyatt House  
 350 Cessna Drive  
 Richmond, British Columbia V7B 1C7  
 (604) 278-1241
- WASHINGTON**  
 Sheraton Inn - Washington Northeast  
 8500 Annapolis Road  
 New Carrollton, Maryland 20784  
 (301) 459-6700

**BREAKDOWN OF 1978-79  
BUFFALO SABRES' SCHEDULE**

BUFFALO vs.	At Home	On Road	Total
Atlanta .....	3	2	5
Boston .....	4	4	8
Chicago .....	3	2	5
Colorado .....	2	2	4
Detroit .....	2	2	4
Los Angeles .....	2	2	4
Minnesota .....	4	4	8
Montreal .....	2	2	4
New York Islanders .....	2	2	4
New York Rangers .....	2	2	4
Philadelphia .....	2	3	5
Pittsburgh .....	2	2	4
St. Louis .....	2	2	4
Toronto .....	4	4	8
Vancouver .....	2	3	5
Washington .....	2	2	4
<b>By Month</b>			
October .....	3	5	8
November .....	8	6	14
December .....	7	8	15
January .....	8	5	13
February .....	5	4	9
March .....	7	10	17
April .....	2	2	4
<b>Days of the Week</b>			
Sunday .....	21	1	22
Monday .....	0	0	0
Tuesday .....	0	3	3
Wednesday .....	3	8	11
Thursday .....	16	6	22
Friday .....	0	1	1
Saturday .....	104	0	21

**We'll help you  
manage your money.  
No matter  
where you are.**

For your banking convenience, we  
have 19 offices in greater Buffalo.

1. 17 Court Street—Main Office.
2. 284 Main Street.
3. 694 Fillmore Avenue.
4. 2157 Seneca Street.
5. 274 Elmwood Avenue.
6. 2858 Delaware Avenue, Kenmore.
7. 4248 Delaware Avenue, Tonawanda.
8. Nash Road at Deerfield, N. Tonawanda.
9. 4954 Harlem Road, Snyder.
10. 5223 Sheridan Drive, Williamsville.
11. 8637 Main Street, Clarence.
12. 3871 Union Road, Cheektowaga.
13. 450 Como Mall, Cheektowaga.
14. 1219 French Road, Depew.
15. 4184 Seneca Street, West Seneca.
16. S. 4955 Chestnut Ridge Road, Orchard Park.
17. 4239 N. Buffalo Street, Orchard Park.
18. 1964 Kensington Avenue, Amherst.
19. 144 Main Street, Lockport.

Over 150 offices throughout  
New York State and overseas.

Nobody knows New York better than its oldest bank.  
**THE BANK OF NEW YORK.**  
**BUFFALO, NEW YORK.**

MEMBER FDIC