



BUFFALO SABRES 1991-1992 SCHEDULE

SEPTEMBER '91

SUN	MON	TUE	WED	THU	FRI	SAT
1	2	3	4	5	6 TC	7
8	9	10	11	12	13	14 WSH @ BOS
15 WSH @ BOS	16	17	18	19 EDM @ OTT	20 CLE @ ROC	21
22 TOR	23	24 U.S.A. @ CAN	25	26	27 WSH	28 TOR
29 CHI	30					

OCTOBER '91

		1	2	3	4 PIT	5 WSH
6	7	8	9 BOS	10	11	12 QUE
13 VAN	14	15	16 MTL	17	18 MTL	19 HAR
20	21	22	23 U.S.A.	24	25 SJ	26
27 HAR	28	29	30	31		

NOVEMBER '91

					1 MTL	2 MTL
3	4	5	6	7 PHI	8 PHI	9
10	11	12 SJ	13	14 LA	15	16 CGY
17	18	19	20 BOS	21	22 CHI	23 BOS
24	25	26	27 QUE	28	29 NYR	30 QUE

DECEMBER '91

1	2	3	4 WPG	5	6	7 HAR
8 CGY	9	10	11 STL	12	13 HAR	14 WTL
15	16	17	18 WSH	19	20 EDM	21 TOR
22	23 HAR	24	25	26	27 BOS	28 NJ
29	30	31	STL			

JANUARY '92

				1	2	3 NYI	4 BOS
5	6	7 PHI	8 QUE	9	10 EDM	11	
12 NYR	13	14	15 NJ	16	17	18	
19	20	21 STL	22	23 PIT	24	25 ATL	
26 WPG	27	28	29 DET	30	31 MTL		

FEBRUARY '92

							1 BOS
2	3	4 WSH	5	6	7 MIN	8	
9 LA	10	11 HAR	12	13	14 SJ	15	
16 HAR	17	18	19 VAN	20	21	22	
23 EDM	24	25 CGY	26	27	28	29 PIT	

MARCH '92

1 CHI	2	3 QUE	4	5	6 NJ	7
8 NYI	9	10	11 BOS	12	13	14 NYI
15 QUE	16	17 MIN	18	19 LA	20	21
22 CHI	23	24	25 TOR	26	27	28 LOS
29 HAR	30	31 MIN				

APRIL '92

				1	2 MTL	3	4 QUE
5 QUE	6	7	8	9	10	11	
12	13	14	15	16	17	18	

TC Training camp at Sabreland
 ♦ Preseason * Denotes afternoon game

HOME GAMES AWAY GAMES

All games on WGR55 News Radio



▼ Cable



Sabres home games start at 7:35 Monday through Friday, 7:05 Sundays except 1/26/92 game starting at 1:35. To order tickets by phone call Ticketmaster at 852-5000 or 1-800-755-5589 in Canada. In Rochester call 232-1900. To purchase tickets in person go to the Sabres Aud box office, any Movies Plus location, Record Theatre or other designated outlets. For general information call the Sabres office 9:00 a.m. - 5:00 p.m. Monday through Friday at 856-7300 or 1-800-333-PUCK outside Buffalo or in Canada.

BUFFALO SABRES 1991-1992

YEARBOOK



**SOME
SERIOUS
SUDS**



BUFFALO SABRES

TABLE OF CONTENTS

SECTION	PAGES
The Front Office	7-22
The Players	23-90
Statistics and Records	91-142
The Opponents	143-172
The Playoffs	173-184
Rochester Americans	185-197

Editors: Budd Bailey, Steve Rossi, John Gurtler
 Photography: Bill Wippert, Harry Scull, Jr.


TICKETS

The Buffalo Sabres' Ticket Office at Memorial Auditorium is located off the Terrace St. lobby, and sells home game tickets 10 games in advance. General public window sales take place Monday through Friday from 9 a.m. to 5 p.m., Saturdays from 9 a.m. to 2 p.m., and on gamedays from 9 a.m. through the end of the second intermission. Mail orders also are accepted. Gift certificates and handicapped seating are available from the Sabres' ticket office.

Fans also may purchase tickets in person at any Movies Plus video store in Western New York or at Record Theater. Outlet sales are on a cash only basis.

Customers who wish to use the phone and charge their ticket order through a major credit card can call Ticketmaster at (716) 852-5000. Those in Rochester should call (716) 232-1900, while fans in Canada should call (800) 755-5589. Phone orders are taken Monday through Saturday from 10 a.m. to 9 p.m., and on Sundays from 10 a.m. to 6 p.m. The Sabres' ticket office no longer accepts phone orders.

No refunds or exchanges are given on any Sabres tickets.



MEMORIAL AUDITORIUM



ADDRESS:
140 Main St., Buffalo, NY 14202

SEATING CAPACITY:
16,048

**CAPACITY INCLUDING
STANDING ROOM AREAS AND
EXECUTIVE BOXES:**
16,325

BUILDING AUTHORIZATION DATE:
October 30, 1938 (President Franklin
Roosevelt signed his approval of the
project on that date)

GROUNDBREAKING:
December 19, 1938

DEDICATION CEREMONIES:
October 14, 1940


FIRST EVENT:
Rally for Republican Presidential
Candidate Wendell Wilkie on
October 15, 1940

ROOF RAISED FOR BALCONY:
May 27, 1971

**FIRST NATIONAL HOCKEY
LEAGUE GAME:**
October 15, 1970
(Buffalo Sabres vs. Montreal
Canadiens)

DIMENSIONS OF RINK:
193 feet by 84 feet

LOCATION OF PRESS BOX:
Suspended from ceiling on West Side



THE NHL'S 75th

ANNIVERSARY



The 1991-92 season promises to be a special one for the National Hockey League, as it celebrates its 75th season of play.

The festivities actually began last summer, as each of the 22 member clubs selected a celebrity captain. The Sabres chose Buffalo Bills quarterback Jim Kelly to do the honors locally. Kelly received a special jersey from Sabres' President and Chairman of the Board Seymour H. Knox, III in June. (See picture above)

Kelly came to Buffalo in 1986 after recording some outstanding football seasons at the University of Miami and with the Houston Gamblers of the United States Football League. He has helped the team move upward in the National Football League standings since then. The Bills reached the Super Bowl in 1991 for the first time in their history.

"I've never been on skates, but I've grown to love the Sabres since I've been in Buffalo," Kelly said after his

selection as honorary captain. "I've really enjoyed meeting the players, including Daren Puppa, Pierre Turgeon and Phil Housley (now with Winnipeg)."

Kelly joins such celebrities as John Candy, Jim Belushi, John Goodman, Gordon Lightfoot, Yogi Berra, Larry King and Susan St. James as captains. Four former NHL greats - Guy Lafleur, Lanny McDonald, Stan Mikita and Ted Lindsay - serve as NHL representatives. Cartoonist Charles Schultz, a big hockey fan, has given permission for his cartoon character "Snoopy" to be used as a mascot for the anniversary season.

The 75th anniversary celebration officially starts on October 3rd, when the "original six" teams will face-off against each other while wearing their original uniform designs. While on the subjects of uniforms, all teams will wear their "road" uniforms at home in games played after the All-Star break this season.

Other activities, such as voting for an all-time NHL team and a 75th anniversary book, are scheduled as well.






30 GAME HOME ICE ADVANTAGE


DAY	DATE	OPPONENT	TIME
Friday	October 4	Pittsburgh	7:30
Friday	October 18	Montreal	7:30
Friday	October 25	San Jose	7:30
Friday	November 1	Montreal	7:30
Friday	November 8	Philadelphia	7:30
Wednesday	November 20	Boston	7:30
Friday	November 22	Chicago	7:30
Wednesday	November 27	Quebec	7:30
Friday	November 29	N.Y. Rangers	7:30
Sunday	December 8	Calgary	7:00
Friday	December 13	Hartford	7:30
Friday	December 20	Edmonton	7:30
Friday	December 27	Boston	7:30
Tuesday	December 31	St. Louis	7:30
Friday	January 10	Edmonton	7:30
Sunday	January 12	N.Y. Rangers	7:00
Friday	January 31	Montreal	7:30
Friday	February 7	Minnesota	7:30
Sunday	February 9	Los Angeles	7:00
Friday	February 14	San Jose	7:30
Sunday	February 16	Hartford	7:00
Sunday	March 1	Chicago	7:00
Friday	March 6	New Jersey	7:30
Sunday	March 8	N.Y. Islanders	7:00
Wednesday	March 11	Boston	7:30
Sunday	March 15	Quebec	7:00
Wednesday	March 25	Toronto	7:30
Sunday	March 29	Hartford	7:00
Thursday	April 2	Montreal	7:30
Sunday	April 5	Quebec	7:00

CHECK YOUR LOCAL LISTING FOR CHANNEL LOCATION



THE FRONT OFFICE

SEYMOUR H. KNOX, III



CHAIRMAN OF THE BOARD AND PRESIDENT

The Buffalo Sabres enter their 22nd season in the National Hockey League this fall. Seymour H. Knox, III, along with his brother, Northrup, has been there every step of the way. The two have provided leadership and stability at the top of the franchise.


The Knox brothers' first attempt to bring the NHL to Buffalo came in September, 1965, when they first applied for a franchise. The city was passed over in the 1967 league expansion, so in 1968 Seymour and Northrup signed a contract to purchase the Oakland franchise with the intent of moving it to Buffalo. The NHL Board of Governors decided to keep the Seals in Oakland, but the Knox brothers continued to work towards their goal. Finally, their efforts were rewarded on December 2, 1969, when the city was granted an expansion franchise for the 1970-71 season.

Seymour represents the Sabres at the league level as a Governor on the NHL Board of Governors and has worn the hats of both Chairman and President of the Buffalo Sabres throughout the history of the franchise - often at the same time - as is the case at present. In May, 1988, Northrup resigned as President of the hockey club to become Chairman of the Board of Marine Midland Bank N.A.


Seymour currently serves as a director of Pratt and Lambert, Inc. and the Woolworth Corporation, is President of the Buffalo Fine Arts Academy and is a member of the Board of Trustees of the YMCA of Greater Buffalo and the Buffalo General Hospital. He formerly was nationally ranked as a squash racquets player in singles and in doubles, and is a three-time winner of the U.S. court tennis doubles championships.

Seymour and his wife, Jean, live in Buffalo. They have four children: Seymour IV - the team's Assistant to the President, W.A. Read, Avery F. and Helen Edith.

ADMINISTRATION




ROBERT O. SWADOS
Vice-Chairman/Board & Counsel




MITCHELL OWEN
Senior Vice-President/Admin.



ROBERT E. RICH, JR.
Vice-Chairman/Board




ROBERT W. PICKEL
Senior Vice-President/Finance



SEYMOUR KNOX, IV.
Assistant to President



GEORGE BERGANTZ
Vice-President/Marketing



GERRY MEEHAN

VICE PRESIDENT / GENERAL MANAGER

Since taking responsibility for the hockey fortunes of the Sabres, Gerry Meehan has guided the team to the upper third of the NHL during the past four and one-half seasons. He's now working on the most difficult part - getting to the very top of the league.

Meehan took over his current position on December 22, 1986. In his first full year on the job in 1987-88, the Sabres jumped from 21st place to a tie for seventh in the overall standings. He finished in a tie for second in voting by The Sporting News for the NHL's Executive of the Year. The club again was above the .500 mark in 1988-89 despite a great many injuries to key players, and jumped to third overall in 1989-90. In spite of a disappointing year in 1990-91, Buffalo still had a winning record for the fourth straight season.

Meehan's relationship with the Sabres dates back more than 20 years, when Buffalo selected him in the expansion draft in 1970. He spent four seasons in Buffalo as a player and was the second captain in the team's history. The center played in the team's first regular season game ever (he had two assists and had the Sabres' first penalty ever). Meehan's most memorable moment in a Buffalo uniform came in the 1971-72 season, when his goal in the final seconds of the season's last game knocked the Flyers out of the playoffs.

The Toronto native spent 10 seasons in the National Hockey League in all, also playing with Toronto, Philadelphia, Vancouver, Atlanta and Washington.


After retiring from hockey, Meehan received his undergraduate degree from Canisius College and a law degree at the University of Buffalo. Upon graduating in 1982, he joined the law firm of Cohen, Swados, Wright, Hanifan, Bradford and Brett, where he was involved in some of the Sabres' legal work. He was named the team's assistant general manager in the summer of 1984, the first ex-Sabre player to move into the club's front office.

Gerry lives in Amherst with his wife, Mirella, and their three children, Danny, Adam and Katie.

PLAYING RECORD

SEASON	CLUB	LEAGUE	REGULAR SEASON				PLAYOFFS						
			GP	G	A	PTS	PIM	GP	G	A	PTS	PIM	
1968-69	Toronto	NHL	25	0	2	2	2	—	—	—	—	—	—
1968-69	Toronto	NHL	25	0	2	2	2	—	—	—	—	—	—
	Philadelphia	NHL	12	0	3	3	4	4	0	0	0	0	0
1970-71	Buffalo	NHL	77	24	31	55	8	—	—	—	—	—	—
1971-72	Buffalo	NHL	77	19	27	46	12	—	—	—	—	—	—
1972-73	Buffalo	NHL	77	31	29	60	21	6	0	1	1	0	
1973-74	Buffalo	NHL	72	20	26	46	17	—	—	—	—	—	—
1974-75	Buffalo	NHL	3	0	1	1	2	—	—	—	—	—	—
	Vancouver	NHL	57	10	15	25	4	—	—	—	—	—	—
	Atlanta	NHL	14	4	10	14	0	—	—	—	—	—	—
1975-76	Atlanta	NHL	48	7	20	27	8	—	—	—	—	—	—
	Washington	NHL	32	16	15	31	10	—	—	—	—	—	—
1976-77	Washington	NHL	80	28	36	64	13	—	—	—	—	—	—
1977-78	Washington	NHL	78	19	24	43	10	—	—	—	—	—	—
1978-79	Washington	NHL	18	2	4	6	0	—	—	—	—	—	—
	Cincinnati	WHA	2	0	0	0	0	—	—	—	—	—	—
PROFESSIONAL TOTALS			672	180	243	423	111	10	0	1	1	0	
NHL TOTALS			670	180	243	423	111	10	0	1	1	0	
TOTALS AS A SABRE			306	94	114	208	60	6	0	1	1	0	

JOHN MUCKLER



DIRECTOR OF HOCKEY OPERATIONS

Sabres' General Manager Gerry Meehan announced this past May that he was looking to add someone to the team's front office who was a proven winner. John Muckler fits the description.

Muckler, 55, has worked in every level of hockey during the course of his career. He is best-known, though, for coaching the Edmonton Oilers to the Stanley Cup during the 1989-90 season. In his other season as Edmonton's head coach, the Oilers reached the Conference Finals this past spring.

Muckler first joined the Edmonton organization in 1981, as he served as coach of Wichita in the Central Hockey League. He was promoted to assistant coach of the Oilers in 1982 and was named co-coach under Glen Sather in 1985-86. Muckler received a great deal of the credit for Edmonton's capture of four other Stanley Cups in the 1980's.

He started his coaching career in 1959 as head coach of the New York Rovers of the EHL. In 1966, Muckler was named director of player personnel with the New York Rangers. That was followed by a six-year association as General Manager (and sometimes coach) of affiliates in the Minnesota North Stars' organization. He switched back to the Rangers' organization to coach their top affiliate in Providence for four seasons. Muckler joined Vancouver as a scout in 1979 before moving to the Oilers.

Muckler has been named Coach of the Year in three leagues (EHL, 1964-65; AHL, 1974-75; CHL, 1978-79), and he won minor league titles in those same three years.

HEAD COACHING RECORD

SEASON	CLUB	LEAGUE	REGULAR SEASON	NOTES
1959-60	N.Y. Rovers	EHL	18-41-1	
1960-61	N.Y. Rovers	EHL	18-45-1	
1961-62	Long Island	EHL	26-41-1	
1962-63	Long Island	EHL	N.A.	
1963-64	Long Island	EHL	32-34-6	
1964-65	Long Island	EHL	42-29-1	EHL Championship
1965-66	Long Island	EHL	46-23-3	
1968-69	Memphis	CHL	3-5-1	
1968-69	Minnesota	NHL	6-23-6	
1971-72	Cleveland	AHL	32-34-10	
1972-73	Cleve.-Jacks.	AHL	23-44-9	
1973-74	Providence	AHL	38-26-12	Playoff Finals
1974-75	Providence	AHL	43-21-12	Regular Season Title
1975-76	Providence	AHL	34-34-8	
1976-77	Rhode Island	AHL	21-30-2	
1978-79	Dallas	CHL	45-28-3	CHL Championship
1981-82	Wichita	CHL	44-33-3	
1989-90	Edmonton	NHL	38-28-14	STANLEY CUP CHAMPION
1990-91	Edmonton	NHL	37-37-6	Conference Finals


FOX 29
W U T V • Buffalo



FOLLOW THE SABRES ON THE ROAD

DAY	DATE	OPPONENT	TIME
Saturday	October 5	Washington	7:30
Saturday	October 12	Quebec	7:30
Wednesday	October 16	Montreal	7:30
Saturday	October 19	Hartford	7:30
Wednesday	October 30	Detroit	7:30
Saturday	November 2	Montreal	8:00
Thursday	November 14	Los Angeles	10:30
Saturday	November 16	Calgary	8:00
Saturday	November 23	Boston	7:00
Saturday	November 30	Quebec	7:30
Saturday	December 7	Hartford	7:30
Saturday	December 14	Montreal	8:00
Saturday	December 21	Toronto	8:00
Monday	December 23	Hartford	7:30
Saturday	December 28	New Jersey	7:30
Saturday	January 4	Boston	7:00
Tuesday	January 7	Philadelphia	7:30
Tuesday	January 14	N.Y. Rangers	7:30
Tuesday	January 21	St. Louis	8:30
Saturday	January 25	Montreal	1:00
Saturday	February 1	Boston	7:00
Tuesday	February 11	Hartford	7:30
Saturday	February 29	Pittsburgh	1:30
Tuesday	March 3	Quebec	7:30
Saturday	March 14	N.Y. Islanders	1:30
Tuesday	March 17	Minnesota	8:30
Thursday	March 19	Los Angeles	10:30
Saturday	March 28	Boston	1:30
Tuesday	March 31	Minnesota	8:30
Saturday	April 4	Quebec	7:30

RICK DUDLEY



HEAD COACH

Rick Dudley still hasn't had a losing season as a head coach in professional hockey, but that doesn't mean he was satisfied with the Sabres' 1990-91 season. So he'll be working harder than ever to push Buffalo back towards the top of the NHL standings in 1991-92.

Dudley was hired as the 12th coach of the team on June 16, 1989. In his first season on the job he led the Sabres to a 45-27-8 record, third-best in the NHL. The team's 98 points were the highest number since the 1983-84 season. The rookie coach finished in a tie for third in the voting for the Jack Adams Trophy, which goes to the coach of the year.

Dudley first arrived in Buffalo in 1973-74 after spending two seasons in the minor leagues. His aggressive style and trademark headband helped to make him one of the most popular players on the team. Dudley had his best season as a Sabre in 1974-75, when his 31 goals helped the team reach the Stanley Cup Finals for the only time in its history.

He returned to Cincinnati in the fall of 1975 when he jumped to the Slingers of the World Hockey Association. There the left winger led the team in scoring in his first season, and teamed up with such players as Mike Liut, Mark Messier and Mike Gartner.

Dudley jumped back to the Sabres in the spring of 1979, as he was the last player ever to leave the World Hockey Association for the National Hockey League. He helped the club reach the Stanley Cup semi-finals a year later. Dudley was claimed off waivers by Winnipeg on January 12, 1981, and he finished his NHL career with the Jets that season.

Rick served as a player-coach in Fredericton in 1981-82, and moved on to full-time coaching duties in 1982 with Carolina of the Atlantic Coast Hockey League. He stayed for four seasons, winning three championships. Dudley then moved up to the Flint Spirits of the International Hockey League in 1986-87, where he turned in two more fine seasons. (The Sabres had an agreement to send some players to Flint at that time, so Dudley often visited Buffalo's training camp during those years.) In 1988-89 Dudley jumped to New Haven of the American Hockey League. The Nighthawks lost in the Calder Cup Finals that season.

Dudley and his wife, Jahee, live in East Amherst. Rick likes to play the piano and guitar in his spare time.

COACHING RECORD

SEASON	CLUB	LEAGUE	GP	W	L	T	PTS	
1982-83	Carolina	ACHL	68	51	10	7	111	Won title
1983-84	Carolina	ACHL	72	43	24	5	92	First place
1984-85	Carolina	ACHL	64	53	11	0	107	Won title
1985-86	Carolina	ACHL	63	49	13	0	104	Won title
1986-87	Flint	IHL	82	42	33	7	91	
1987-88	Flint	IHL	82	42	31	9	93	Lost in Finals
1988-89	New Haven	AHL	80	35	35	10	80	Lost in Finals
1989-90	Buffalo	NHL	80	45	27	8	98	
1990-91	Buffalo	NHL	80	31	30	19	81	
CAREER RECORD			671	391	214	65	847	Pct. -.631
SABRE/NHL RECORD			160	76	57	27	179	



PLAYING RECORD

SEASON	CLUB	LEAGUE	REGULAR SEASON				PLAYOFFS					
			GP	G	A	PTS	PIM	GP	G	A	PTS	PIM
1969-70	Iowa	CHL	26	3	3	6	36	11	0	3	3	4
1970-71	Cleveland	AHL	16	1	0	1	2	—	—	—	—	—
	Flint	IHL	15	1	5	6	30	—	—	—	—	—
1971-72	Cincinnati	AHL	51	6	23	29	272	9	0	4	4	56
1972-73	Buffalo	NHL	6	0	1	1	7	—	—	—	—	—
	Cincinnati	AHL	64	40	44	84	159	15	7	15	22	56
1973-74	Buffalo	NHL	67	13	13	26	71	—	—	—	—	—
1974-75	Buffalo	NHL	78	31	39	70	116	10	3	1	4	26
1975-76	Cincinnati	WHA	74	43	38	81	156	—	—	—	—	—
1976-77	Cincinnati	WHA	77	41	47	88	102	4	0	1	1	7
1977-78	Cincinnati	WHA	72	30	41	71	156	—	—	—	—	—
1978-79	Cincinnati	WHA	47	17	20	37	102	—	—	—	—	—
	Buffalo	NHL	24	5	6	11	2	3	1	1	2	2
1979-80	Buffalo	NHL	66	11	22	33	58	12	3	0	3	41
1980-81	Buffalo	NHL	38	10	13	23	10	—	—	—	—	—
	Winnipeg	NHL	30	5	5	10	28	—	—	—	—	—
1981-82	Fredericton	AHL	7	1	3	4	30	—	—	—	—	—
PROFESSIONAL TOTALS			579	206	245	451	808	29	7	3	10	76
WHA TOTALS			270	131	146	277	516	4	0	1	1	7
NHL TOTALS			309	75	99	174	292	25	7	2	9	69
TOTALS AS A SABRE			279	70	94	164	264	25	7	2	9	69

JOHN

VAN BOXMEER



ASSOCIATE COACH

Many of the current Sabres spent some time in Rochester, learning their craft. They were helped by the man who served as coach of the Americans, John Van Boxmeer. Now some of those players are in the NHL, and Van Boxmeer still is teaching them the fine points of the game in his role as Associate Coach. John starts year two in that capacity this fall.

Van Boxmeer coached five full seasons and part of a sixth in Rochester. That's the longest continuous stretch in Amerk coaching history. He won a Calder Cup in one of those seasons (1986-87), and guided the Amerks to the finals again in 1989-90. Van Boxmeer had 226 career wins in Rochester, only 35 behind Joe Crozier's record.

The long-time NHL defenseman received his coaching start in the Sabres' organization during the 1984-85 season when he was named an assistant coach under Jim Schoenfeld in Rochester. When Schoenfeld returned to the active ranks with the Sabres in December of that year, Van Boxmeer was named interim coach.

Van Boxmeer's career coaching record in the AHL was 226-177-46 (.554 winning percentage). He, Crozier and Mike Keenan are the only Amerk coaches to win AHL championships.

The former high-scoring defenseman started his professional career in Montreal, as the Canadiens selected him in the first round of the 1972 Entry Draft. Van Boxmeer also played with Colorado and Quebec in addition to Buffalo. He enjoyed four productive seasons with the Sabres, registering a career-high 69 points in 1980-81. (That was a Sabre record for points by a defenseman until Phil Housley scored 70 in 1988-89.) Van Boxmeer was selected to take part in the 1982 NHL All-Star Game. Van Boxmeer earned a Stanley Cup ring as a member of the Canadiens in 1975-76.


John and his wife, Judy, have a daughter, Ashley, and a son, Henry. He likes to play golf in the off-season.

PLAYING RECORD

SEASON	CLUB	LEAGUE	GP	REGULAR SEASON				PLAYOFFS				
				G	A	PTS	PIM	GP	G	A	PTS	PIM
1972-73	Nova Scotia	AHL	76	5	29	34	139	13	1	6	7	26
1973-74	Nova Scotia	AHL	47	8	20	28	78	—	—	—	—	—
	Montreal	NHL	20	1	4	5	18	1	0	0	0	0
1974-75	Montreal	NHL	9	0	2	2	0	—	—	—	—	—
	Nova Scotia	AHL	43	4	13	17	68	6	1	3	4	9
1975-76	Montreal	NHL	46	6	11	17	31	—	—	—	—	—
1976-77	Montreal	NHL	4	0	1	1	0	—	—	—	—	—
	Colorado	NHL*	41	2	11	13	32	—	—	—	—	—
1977-78	Colorado	NHL	80	12	42	54	87	2	0	1	1	2
1978-79	Colorado	NHL	76	9	34	43	46	—	—	—	—	—
1979-80	Buffalo	NHL	80	11	40	51	55	14	3	5	8	12
1980-81	Buffalo	NHL	80	18	51	69	69	8	1	8	9	7
1981-82	Buffalo	NHL	69	14	54	68	62	4	0	1	1	6
1982-83	Buffalo	NHL	65	6	21	27	53	9	1	0	1	10
1983-84	Quebec	NHL	18	5	3	8	12	—	—	—	—	—
	Fredericton	AHL	45	10	34	44	48	7	2	5	7	8
1984-85	Rochester	AHL	2	0	0	0	2	—	—	—	—	—
NHL TOTALS			588	84	274	358	465	38	5	15	20	37
TOTALS AS A SABRE			294	49	166	215	239	35	5	14	19	35

JOHN

TORTORTELLA



ASSISTANT COACH

Sometimes he's watching the Sabres from upstairs in the press box, and sometimes he's down on the bench by Head Coach Rick Dudley at ice level. But whatever the location, you can bet John Tortorella is helping the Sabres in his role as assistant coach.

The third-year coach grew up in the Boston area, started his college career at Salem State College and then transferred to the University of Maine. There Tortorella won three letters and was a two-time ECAC All-Star. After some time in Sweden, he played in the Atlantic Coast Hockey League for such teams as Virginia, Hampton Roads and Erie. Sabres Coach Rick Dudley was a coach for Carolina in the ACHL during that time. Tortorella was Virginia's top scorer during the 1985-86 season.

In 1986, he was named General Manager and Head Coach of the Virginia Lancers of the ACHL. In two years he had an 87-31 record, and won the league championship and coach of the year honors both times. In 1988, Tortorella worked as an assistant coach for the Fort Wayne Comets during the International Hockey League playoffs. Then Dudley hired him to be his assistant in New Haven in 1988, and he brought Tortorella along when Dudley was hired as the Sabres' coach. Tortorella works on conditioning, team and game analysis and practice planning.

John and his wife Chris have two children, Brittany and Dominick. The family lives in East Amherst.

ALL-TIME COACHING RECORDS OF THE SABRES


COACH	GAMES	WON-LOST-TIED	PCT.
Floyd Smith - 5/74 to 5/77	241	143 - 62 - 36	.668
Roger Neilson - 10/80 to 5/81	80	39 - 20 - 21	.618
Marcel Pronovost - 10/77 to 12/78	104	52 - 29 - 23	.611
Scott Bowman - 6/79 to 5/80, 10/81 to 12/81, 3/82 to 5/85, 1/86 to 11/86	404	210 - 134 - 60	.594
Billy Inglis - 12/78 to 6/79	56	28 - 18 - 10	.589
Rick Dudley - 10/89 to present	160	76 - 57 - 27	.559
Jim Roberts - 12/81 to 3/82	45	21 - 16 - 8	.555
Ted Sator - 12/86 to 4/89	207	96 - 89 - 22	.517
Jim Schoenfeld - 6/85 to 1/86	43	19 - 19 - 5	.500
Joe Crozier - 1/72 to 5/74	192	77 - 80 - 35	.492
Punch Imlach - 10/70 to 1/72	119	32 - 65 - 25	.378
Craig Ramsay - 11/86 to 12/86	21	4 - 15 - 2	.238

ALL-TIME COACHING RECORDS OF THE SABRES IN PLAYOFFS

COACH	GAMES	WON-LOST-TIED	PCT.
Scott Bowman - 1980, 1982, 1983, 1984 & 1985	36	18 - 18	.500
Floyd Smith - 1975, 1976, 1977	32	16 - 16	.500
Roger Neilson - 1981	8	4 - 4	.500
Marcel Pronovost - 1978	8	3 - 5	.375
Rick Dudley - 1990, 1991	12	4 - 8	.333
Joe Crozier - 1973	6	2 - 4	.333
Billy Inglis - 1979	3	1 - 2	.333
Ted Sator - 1988, 1989	11	3 - 8	.273

CRAIG

RAMSAY



ASSISTANT TO THE GENERAL MANAGER

Craig Ramsay spent 14 seasons playing for the Buffalo Sabres, and he's almost halfway to matching that figure off the ice.

In his current role, Ramsay works closely with the Rochester Americans and also keeps track of the players who have been drafted by the Sabres but who have not become professional players yet. He travels throughout North America, scouting players in Canadian junior leagues and in American colleges. Ramsay assists General Manager Gerry Meehan in a variety of other roles, such as the team's schedule and travel arrangements. He also is very active in the team's Alumni Association.

The former left winger was Buffalo's second round draft choice in 1971. After a brief stay at the team's farm club in Cincinnati, Ramsay was recalled after the retirement of Dick Duff. He stayed through the 1984-85 season. He was a player-assistant coach in his final campaign, and he capped his career by winning the Frank Selke Trophy as the league's top defensive forward.

Ramsay retired to concentrate on his duties as assistant coach in the fall of the 1985. He stayed in that post until November, 1986, when he was named Buffalo's head coach. Ramsay was shifted to the front office in December, 1986 as part of a reorganization by General Manager Gerry Meehan.

PLAYING RECORD

SEASON	CLUB	LEAGUE	REGULAR SEASON					PLAYOFFS				
			GP	G	A	PTS	PIM	GP	G	A	PTS	PIM
1969-70	Peterborough	OHL	54	27	41	68	18	—	—	—	—	—
1970-71	Peterborough	OHL	58	30	76	106	25	—	—	—	—	—
1971-72	Cincinnati	AHL	19	5	7	12	4	—	—	—	—	—
	Buffalo	NHL	57	6	10	16	0	—	—	—	—	—
1972-73	Buffalo	NHL	76	11	17	28	15	6	1	1	2	0
1973-74	Buffalo	NHL	78	20	26	46	0	—	—	—	—	—
1974-75	Buffalo	NHL	80	26	38	64	26	17	5	7	12	2
1975-76	Buffalo	NHL	80	22	49	71	34	9	1	2	3	2
1976-77	Buffalo	NHL	80	20	41	61	20	6	0	4	4	0
1977-78	Buffalo	NHL	80	28	43	71	18	8	3	1	4	9
1978-79	Buffalo	NHL	80	26	31	57	10	3	1	0	1	2
1979-80	Buffalo	NHL	80	21	39	60	18	10	0	6	6	4
1980-81	Buffalo	NHL	80	24	35	59	12	8	2	4	6	4
1981-82	Buffalo	NHL	80	16	35	51	8	4	1	1	2	0
1982-83	Buffalo	NHL	64	11	18	29	7	10	2	3	5	4
1983-84	Buffalo	NHL	76	9	17	26	17	3	0	1	1	0
1984-85	Buffalo	NHL	79	12	21	33	16	5	1	1	2	0
NHL TOTALS			1070	252	420	672	201	89	17	31	48	27
TOTALS AS A SABRE			1070	252	420	672	201	89	17	31	48	27

DON

LUCE



DIRECTOR OF PLAYER PERSONNEL

It's a good thing Don Luce always has liked the game of hockey. He sees plenty of it at many levels in many locations in his current role with the Sabres' front office.

Don works with Chief Scout Rudy Migay and the rest of the team's scouting staff during the course of the season. Together they search Canadian junior leagues, American high schools and colleges and European leagues in search of promising young players.

Luce has been with the Sabres almost from the beginning of the franchise. He was acquired with current Buffalo broadcaster Mike Robitaille from Detroit for Joe Daley in 1971. As a Sabre, Luce bloomed into one of the finest two-way players in the league.

Luce's best professional season came in 1974-75, when he had 33 goals and 43 assists for 76 points. The center won the Masterton Trophy that season. He and Craig Ramsay ranked as two of the league's best penalty-killers throughout the 1970's.

After a trade to Los Angeles, Luce went on to play for Toronto when he retired in the 1981-82 season. He rejoined the Sabres' organization in 1984, and worked on special assignments and American scouting before taking his current role in 1987.

PLAYING RECORD


SEASON	CLUB	LEAGUE	REGULAR SEASON					PLAYOFFS				
			GP	G	A	PTS	PIM	GP	G	A	PTS	PIM
1968-69	Omaha	CHL	72	22	34	56	56	7	3	4	7	11
1969-70	Omaha	CHL	64	22	35	57	82	2	1	2	3	4
	N.Y. Rangers	NHL	12	1	2	3	8	5	0	1	1	4
1970-71	N.Y. Rangers	NHL	9	0	1	1	0	—	—	—	—	—
	Detroit	NHL	58	3	11	14	18	—	—	—	—	—
1971-72	Buffalo	NHL	78	11	8	19	38	—	—	—	—	—
1972-73	Buffalo	NHL	78	18	25	43	32	6	1	1	2	2
1973-74	Buffalo	NHL	75	26	30	56	44	—	—	—	—	—
1974-75	Buffalo	NHL	80	33	43	76	45	16	5	8	13	19
1975-76	Buffalo	NHL	77	21	49	70	42	9	4	3	7	6
1976-77	Buffalo	NHL	80	26	43	69	16	6	3	1	4	2
1977-78	Buffalo	NHL	78	26	35	61	24	8	0	2	2	6
1978-79	Buffalo	NHL	79	26	35	61	14	3	1	1	2	0
1979-80	Buffalo	NHL	80	14	29	43	30	14	3	3	6	11
1980-81	Buffalo	NHL	61	15	13	28	19	—	—	—	—	—
1981-82	Los Angeles	NHL	10	1	0	1	2	4	0	2	2	2
	Toronto	NHL	39	4	4	8	32	—	—	—	—	—
NHL TOTALS			894	225	328	553	364	71	17	22	39	52
TOTALS AS A SABRE			766	216	310	526	304	62	17	19	36	46




*Buffalo's
Choice*

SABRES'

HOCKEY DEPT.



RUDY MIGAY
Director of Scouting



JOE CROZIER
Coordinator of Minor League
Professional Development



DON BARRIE
Scout




JACK BOWMAN
Scout




LARRY CARRIERE
Scout



DENNIS McIVOR
Scout




PAUL MERRITT
Scout



MIKE RACICOT
Scout



FRANK ZYWIEC
Scout




KEN BASS
Information Manager



JIM PIZZUTELLI
Head Athletic Trainer



RIP SIMONICK
Trainer



JOHN ALLAWAY
Equipment Supervisor



DON ANGELO
Director of
Television Sales



OLIVE ANTICOLA
Receptionist



BUDD BAILEY
Director of Information



EVELYN BATTLESON
Receptionist



BARBARA BLEUDOWSKI
Communications &
Public Relations



DEBBIE BONNER
Administrative Assistant



ELAINE BURZYNSKI
Finance



DR. JOHN BUTSCH
Team Doctor



ROBERT DAHAR
Accounting



TED DARLING
Voice of the Sabres



JIM DIMINO
Local Television
Sales Manager



DAN DIPOFI
Controller



STEVE DONNER
Exec. Director - Sales &
Marketing Services



CYNDI DYLL
Hockey Department



CARMI GLEBE
Finance



JOHN GURTLER
Director of Public
Relations



BIRGID HAENSEL
Accounting



JEFF HALL
Sales Representative



CHRIS IVANSITZ
Accounting



DR. PETER JAMES
Orthopedic Consultant



MARY JONES
Accounting



MIKE KAMINSKA
Merchandise Manager




SALLY LIPPERT
Accounting



JOHN LIVSEY
Director of Sales



GERRY MAGILL
Staff Assistant



STAN MAKOWSKI
Director of Community
Relations and Promotions



CAROL MCHUGH
Executive Secretary



JOHN MICKLER
Director of Amateur
Hockey Development



MELISSA NITKOWSKI
Accounting



JEFFREY PICKEL
Director of Event Sales



LARRY PLAYFAIR
Director of Special Events



TOM POKEL
Sales Representative



MATT RABINOWITZ
Promotion Manager



ANNE ROBILLARD
Ticket Office



MARY BETH ROMANO
Marketing



STEVE ROSSI
Director of Media
Relations



BOB RUSSELL
Local Advertising
Sales Manager



CHERYL SCHOENTHALER
Marketing



ANN MARIE SEAMAN
Marketing




JOHN SINCLAIR
Assistant Ticket Manager



CHERYL SMITH
Finance



CLIFF SMITH
Manager - Sabreland



BRUCE WAWRZYNIAK
Ticket Office



PAUL WIELAND
Dir. of Communications



VERNA WOJCIK
Executive Secretary

FRONT OFFICE



STAFF


SCORE!

Chevy.
The only
way to go.

**GOOD
NEIGHBOR**



T H E PLAYERS



BUFFALO SABRES'

TRAINING CAMP ROSTER



FORWARDS	POS	HGT	WGT	S	BIRTHPLACE	DATE	90-91 TEAM	G	A	PTS
Ambroziak, Peter	LW	6-0	191	L	Toronto, Ontario	9-15-71	Ottawa	30	32	62
Andrychuk, Dave	LW	6-3	225	R	Hamilton, Ont.	9-29-63	Buffalo	36	33	69
Audette, Donald	RW	5-8	182	R	Laval, Quebec	9-23-69	Buffalo	4	3	7
Boyce, Ian	LW	5-8	175	R	St. Laurent, Que.	1-24-68	Rochester	1	2	3
Corkum, Bob	C	6-2	212	R	Salisbury, Mass.	12-18-67	Rochester	13	21	34
Dawe, Jason	LW	5-10	185	L	Scarborough, Ont.	5-29-73	Peterborough	43	27	70
Franceschetti, Lou	RW	6-0	190	L	Toronto, Ontario	3-28-58	Tor./Buff.	2	9	11
Frawley, Dan	RW	6-1	196	R	Sturg. Falls, Ont.	6-2-62	Rochester	15	31	46
Gage, Jody	RW	6-0	190	R	Toronto, Ontario	11-29-59	Rochester	42	43	85
Hartman, Mike	LW	6-0	192	L	Detroit, Mich.	2-7-67	Buffalo	9	2	11
Hawerchuk, Dale	C	5-11	190	L	Toronto, Ontario	4-4-63	Buffalo	31	58	89
Hogue, Benoit	C	5-10	197	L	Repentigny, Que.	10-28-66	Buffalo	19	28	47
Iob, Tony	LW	5-11	202	L	Renfrew, Ontario	1-2-71	King./SSM	38	35	73
Lambert, Denny	LW	5-11	195	L	Wawa, Ontario	1-7-70	S.S. Marie	28	39	67
Loewen, Darcy	LW	5-10	192	L	Calgary, Alberta	2-26-69	Rochester	13	15	28
Ludzik, Steve	C	5-11	195	L	Toronto, Ontario	4-3-62	Rochester	22	29	51
Marshall, Chris	LW	5-10	170	L	Quincy, Mass.	12-12-68	Cincinnati	35	49	84
May, Brad	LW	6-0	209	L	Toronto, Ontario	11-29-71	Niagara Falls	37	32	69
Mogilny, Alexander	RW	5-11	195	L	Khabarovsk, USSR	2-18-69	Buffalo	30	34	64
Palmer, Chris	C	5-11	180	R	Bancroft, Ontario	5-14-66	Utica	11	9	20
Pergola, David	RW	6-1	185	R	Waltham, Mass.	3-4-69	Boston Coll.	8	12	20
Pritchard, Andy	RW	5-11	185	R	Oakville, Ontario	5-12-67	St. Lawrence	29	35	64
Ray, Rob	LW	6-0	208	L	Stirling, Ont.	6-8-68	Buffalo	8	8	16
Roberts, Tim	C	6-2	180	L	Boston, Mass.	3-6-69	R.P.I.	5	19	24
Rubachuk, Brad	C	5-11	180	L	Winnipeg, Manit.	6-11-70	Lethbridge	64	68	132
Ruutu, Christian	C	5-11	192	L	Lappeen., Finland	2-20-64	Buffalo	16	34	50
Savage, Joel	RW	5-11	205	R	Surrey, B.C.	12-25-69	Rochester	25	19	44
Sejba, Jiri	LW	5-10	185	L	Pardubice, Czech.	7-22-62	Rochester	15	13	28
Shannon, Darrin	LW	6-2	205	L	Barrie, Ontario	12-8-69	Buffalo	8	6	14
Snuggerud, Dave	RW	6-0	192	L	Minnetonka, Minn.	6-20-66	Buffalo	9	15	24
Tanti, Tony	RW	5-9	190	L	Toronto, Ontario	9-7-63	Pitt./Buf.	7	19	26
Turgeon, Pierre	C	6-1	202	L	Rouyn, Quebec	8-28-69	Buffalo	32	47	79
Vaive, Rick	RW	6-1	198	R	Ottawa, Ontario	5-14-59	Buffalo	25	27	52
Wallwork, Bob	RW	5-11	180	L	Boston, Mass.	3-15-68	Cincinnati	7	11	18
Winch, Jason	LW	6-1	216	L	Listowel, Ontario	5-23-71	Niagara Falls	40	82	122
Young, Jason	LW	5-10	182	L	Sudbury, Ontario	12-16-72	Sudbury	21	38	59

DEFENSEMEN	POS	HGT	WGT	S	BIRTHPLACE	DATE	90-91 TEAM	G	A	PTS
Baseggio, Dave	D	6-3	180	L	Niagara Falls, On.	10-28-67	Rochester	3	13	16
Bodger, Doug	D	6-2	213	L	Chemainus, B.C.	6-18-66	Buffalo	5	23	28
Boucher, Phillippe	D	6-2	189	R	St. Apoll., Quebec	3-24-73	Granby	21	46	67
Brown, Greg	D	6-0	185	R	Hartford, Conn.	3-7-68	Rochester	6	17	23
Curran, Brian	D	6-4	200	L	Toronto, Ontario	11-5-63	Tor./Buff.	0	1	1
Di Vita, David	D	6-2	205	L	S. C. Shores, Mi.	2-3-69	L. Super. St.	2	4	6
Haller, Kevin	D	6-2	191	L	Trochu, Alta.	12-5-70	Rochester	2	8	10
Houlder, Bill	D	6-3	210	L	Thunder Bay, Ont.	3-11-67	Rochester	13	53	66
Kennedy, Dean	D	6-2	205	R	Redver, Sask.	1-18-63	Buffalo	4	8	12
Krupp, Uwe	D	6-6	235	R	Cologne, W.Germ.	6-24-65	Buffalo	12	32	44
Ledyard, Grant	D	6-2	200	L	Winnipeg, Manit.	11-19-61	Buffalo	8	23	31
McSween, Don	D	5-11	197	L	Detroit, Michigan	6-9-64	Rochester	7	44	51
Miller, Brad	D	6-4	226	L	Edmonton, Alta.	7-23-69	Rochester	0	9	9
O'Donnell, Sean	D	6-2	214	L	Ottawa, Ontario	10-13-71	Sudbury	8	23	31
Ramsey, Mike	D	6-3	195	L	Minneapolis, Min.	12-3-60	Buffalo	6	14	20
Rooney, Larry	D	5-11	165	L	Boston, Mass.	1-30-68	Provid. Coll.	8	18	26
Smith, Steve	D	5-9	215	L	Trenton, Ontario	4-4-63	Rochester	2	4	6
Snell, Chris	D	5-10	198	L	Regina, Sask.	5-12-71	Ottawa	23	59	82
Sulton, Ken	D	6-0	190	L	Edmonton, Alta.	5-11-69	Rochester	7	24	31
Wells, Jay	D	6-1	215	L	Paris, Ontario	5-18-59	Buffalo	1	2	3

GOALTENDERS	POS	HGT	WGT	C	BIRTHPLACE	DATE	90-91 TEAM	GP	MIN	GAA
Bradley, John	G	6-0	165	L	Pawtucket, R.I.	2-6-68	Boston U.	20	1177	3.16
Draper, Tom	G	5-11	180	L	Outremont, Quebec	11-20-66	Moncton	30	1779	3.70
Littman, David	G	6-0	183	L	Cranston, R.I.	6-13-67	Rochester	55	3153	3.06
Malarchuk, Clint	G	6-0	185	L	Gran. Prairie, Al.	5-1-61	Buffalo	37	2131	3.35
Puppa, Daren	G	6-3	205	R	Kirk. Lake, Ont.	3-23-65	Buffalo	38	2092	3.38
Pye, Bill	G	5-9	170	L	Canton, Michigan	4-9-69	N. Michigan	39	2300	2.84
Vitucci, Nick	G	5-8	182	L	Welland, Ontario	6-16-67	Greensboro	42	2296	3.71
Weeks, Steve	G	5-11	165	L	Scarborough, Ont.	6-30-58	Milwaukee	37	2014	3.88

GENERAL MANAGER: Gerry Meehan

DIRECTOR OF HOCKEY OPERATIONS: John Muckler

HEAD COACH: Rick Dudley

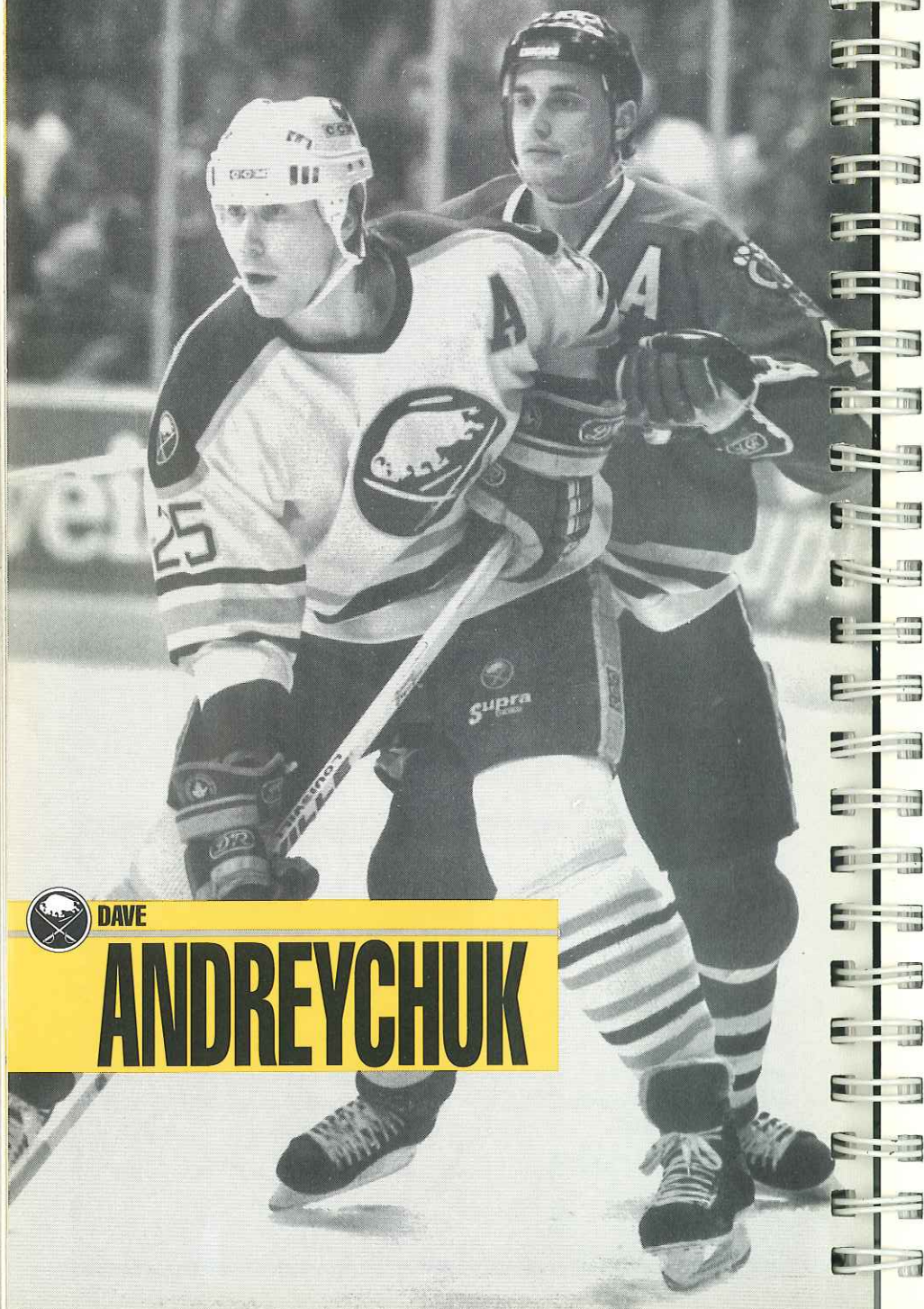
ASSOCIATE COACH: John Van Boxmeer

ASSISTANT COACH: John Tortorella

HEAD ATHLETIC TRAINER: Jim Pizzutelli

ATHLETIC TRAINER: Rip Simonick


S - Shoots
C - Catches



DAVE

ANDREYCHUK

LEFT WING 25



BORN: Hamilton, Ontario - September 29, 1963
HEIGHT: 6'3"
WEIGHT: 225
SHOOTS: Right
LAST AMATEUR CLUB: Oshawa Generals

HOW ACQUIRED

First round draft choice (16th overall) of the Sabres in 1982.

1990-91

Led the team in goals and finished fourth among NHL left wings in that category...Had 18 goals in his final 27 games... Named the team's Met Life Player of the Month for February and March...His 13 power play goals tied him for the team lead...Tied for the league lead with three game-tying goals...Had goals in four straight games and had 10 shots in one game (10/6), both Sabre season highs...One of three Sabres to play in all 80 games...Multiple point games: 15...Games Missed to Injury: 0.

CAREER

Is fourth on the Sabres' all-time scoring list...Is third in Sabre history in goals, fourth in assists, ninth in games played and third in power play goals...Is eighth in club history in playoff points...Led the club in scoring for three straight seasons (1985-86 to 1987-88)...Has led the team in goal-scoring four times...Has at least 25 goals in all eight of his full-time NHL seasons...Played in the 1990 NHL All-Star Game...Had five goals against the Bruins in Boston on Feb. 6, 1986, a club record...Set record for Sabre left wingers with 51 assists during 85-86 season...Has four overtime goals in regular season play, a Sabre record...Scored a goal in his first NHL game (Oct. 6, 1982)...Played for Canada in 1983 World Junior Championships...Hat tricks: 6.

90-91 MILESTONES

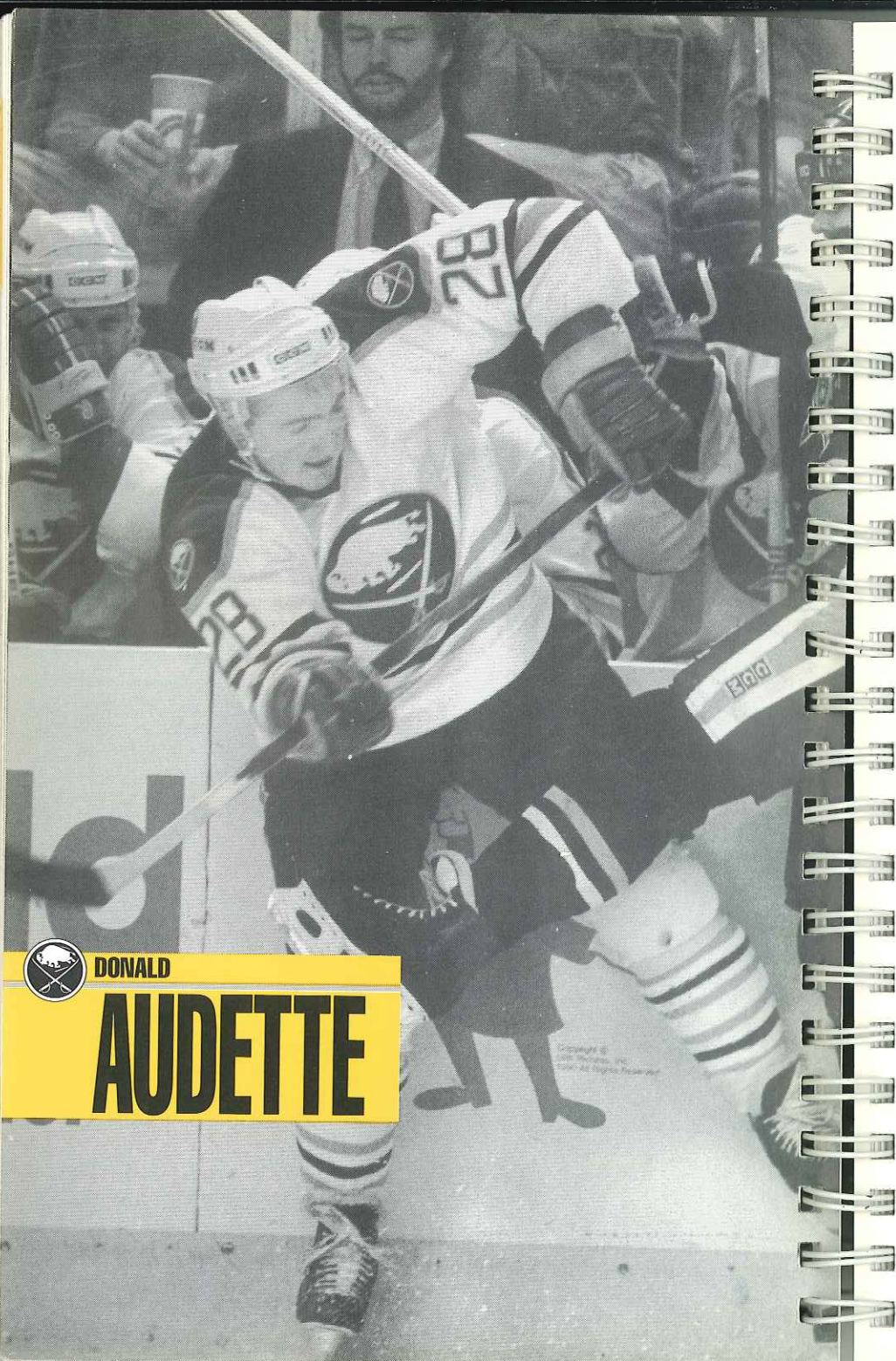
Played in his 600th Sabre/NHL game on Jan. 26...Scored his 600th Sabre/NHL point on Feb. 28.

PERSONAL

Dave and Sue Braunscheidel were married on Aug. 3. They live in the area year-round...Likes mint chocolate chip ice cream.


PLAYING RECORD

SEASON	CLUB	LEAGUE	REGULAR SEASON					PLAYOFFS				
			GP	G	A	PTS	PIM	GP	G	A	PTS	PIM
1980-81	Oshawa	OHL	67	22	22	44	80	10	3	2	5	20
1981-82	Oshawa	OHL	67	57	43	100	71	3	1	4	5	16
1982-83	Oshawa	OHL	14	8	24	32	6	—	—	—	—	—
	Buffalo	NHL	43	14	23	37	16	4	1	0	1	4
1983-84	Buffalo	NHL	78	38	42	80	42	2	0	1	1	2
1984-85	Buffalo	NHL	64	31	30	61	54	5	4	2	6	4
1985-86	Buffalo	NHL	80	36	51	87	61	—	—	—	—	—
1986-87	Buffalo	NHL	77	25	48	73	46	—	—	—	—	—
1987-88	Buffalo	NHL	80	30	48	78	112	6	2	4	6	0
1988-89	Buffalo	NHL	56	28	24	52	40	5	0	3	3	0
1989-90	Buffalo	NHL	73	40	42	82	42	6	2	5	7	2
1990-91	Buffalo	NHL	80	36	33	69	32	6	2	2	4	8
NHL TOTALS			631	278	341	619	445	34	11	17	28	20
TOTALS AS A SABRE			631	278	341	619	445	34	11	17	28	20



DONALD

AUDETTE



RIGHT WING

20

BORN: Laval, Quebec - September 23, 1969
HEIGHT: 5'8"
WEIGHT: 182
SHOOTS: Right
LAST AMATEUR CLUB: Laval Titan

HOW ACQUIRED

Ninth round draft choice (183rd overall) of the Sabres in 1989.

1990-91

Started the season in Rochester, but was recalled to Buffalo on Oct. 19...Played well until a knee injury on Nov. 16 forced him to the sidelines for the rest of the season...Should be as good as new for the upcoming season, and will be a top contender for full-time action...Had two goals on Nov. 9...Multiple point games as a Sabre: 2...Games Missed to Injury as a Sabre: 66.

CAREER

In 1989-90, he was named to the first AHL All-Star team and won the Dudley "Red" Garrett Award as the AHL's rookie of the year...Was second on the Amerks in scoring in 1989-90, and was the team's VP Supply Most Popular Player... Was a first team All-Star in the QHL in 1988-89, and won the Guy Lafleur Trophy that season as the league's Playoff Most Valuable Player...Kept a diary of his last junior season, and it was used as part of a book on junior hockey called "Champions"...Played with Francois Guay with Laval in the QHL.

90-91 MILESTONE


Played in his first Sabre/NHL regular season game on Oct. 19...Scored his first Sabre/NHL goal on Oct. 20.

PERSONAL

Single...Spent the summer in Western New York...Likes to go to the movies and ride his bicycle.


PLAYING RECORD

SEASON	CLUB	LEAGUE	REGULAR SEASON					PLAYOFFS				
			GP	G	A	PTS	PIM	GP	G	A	PTS	PIM
1986-87	Laval	QHL	66	17	22	39	36	14	2	6	8	10
1987-88	Laval	QHL	63	48	61	109	56	14	7	12	19	20
1988-89	Laval	QHL	70	76	85	161	123	17	17	12	29	43
1989-90	Rochester	AHL	70	42	46	88	78	15	9	8	17	29
	Buffalo	NHL	0	0	0	0	0	2	0	0	0	0
1990-91	Rochester	AHL	5	4	0	4	2	—	—	—	—	—
	Buffalo	NHL	8	4	3	7	4	—	—	—	—	—
NHL TOTALS			8	4	3	7	4	2	0	0	0	0
TOTALS AS A SABRE			8	4	3	7	4	2	0	0	0	0



DOUG

BODGER



DEFENSE

BORN: Chemainus, B.C. - June 18, 1966
HEIGHT: 6'2"
WEIGHT: 213
SHOOTS: Left
LAST AMATEUR CLUB: Kamloops Junior Oilers

HOW ACQUIRED

Came to the Sabres with Darrin Shannon on November 11, 1988 in a trade with Pittsburgh for Tom Barrasso and a third round draft choice in 1990 (Joe Dziedzic).

1990-91

Injuries helped to make it a disappointing season for the veteran...Suffered a shoulder injury on Feb. 19 and missed about six weeks of play...23 of his 28 points came in the first half of the season...Multiple point games: 6... Games Missed to Injury: 22.

CAREER

First round draft choice (ninth overall) of the Penguins in 1984...Ranks 33rd on the Sabres' all-time scoring list... His Kamloops team won the WHL championship in 1984...Was on the WHL's second all-star team in 1982-83 and the league's first all-star team in 1983-84...Played for Canada in the 1987 and 1989 World Championships...His 40 assists in 1988-89 is the eighth-highest one season total ever recorded by a Sabre defenseman...Has never had a major penalty in the regular season as a Sabre.

90-91 MILESTONE

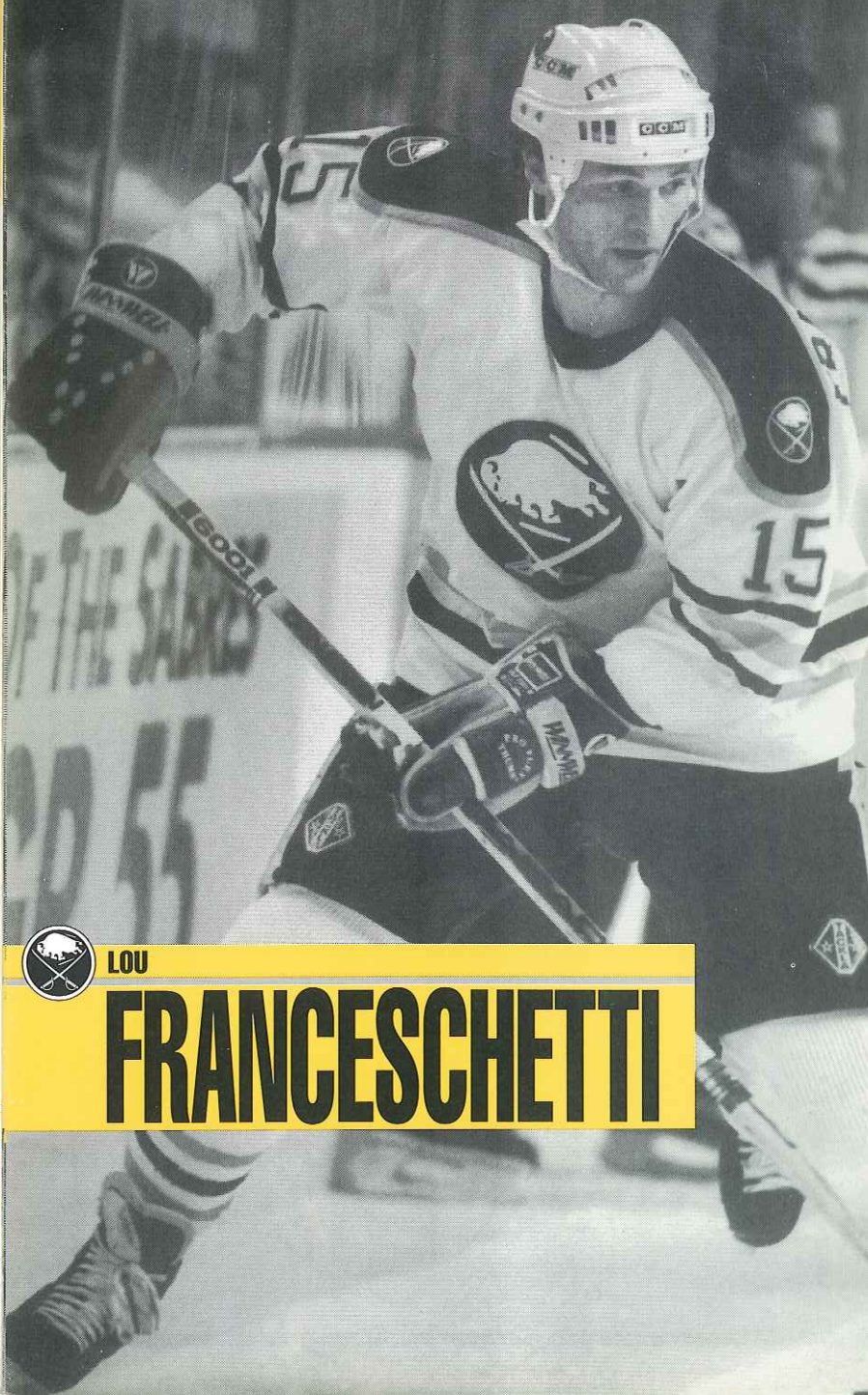
Scored his 100th point as a Sabre on Nov. 3.

PERSONAL

He and his wife Tracey have a son, Ryne...Spent part of the off-season in British Columbia, where he worked at a sport shop...Calls Bobby Hull his all-time hockey hero.


PLAYING RECORD

SEASON	CLUB	LEAGUE	REGULAR SEASON				PLAYOFFS					
			GP	G	A	PTS	PIM	GP	G	A	PTS	PIM
1982-83	Kamloops	WHL	72	26	66	92	98	7	0	5	5	2
1983-84	Kamloops	WHL	70	21	77	98	90	17	2	15	17	12
1984-85	Pittsburgh	NHL	65	5	26	31	67	—	—	—	—	—
1985-86	Pittsburgh	NHL	79	4	33	37	63	—	—	—	—	—
1986-87	Pittsburgh	NHL	76	11	38	49	52	—	—	—	—	—
1987-88	Pittsburgh	NHL	69	14	31	45	103	—	—	—	—	—
1988-89	Pittsburgh	NHL	10	1	4	5	7	—	—	—	—	—
	Buffalo	NHL	61	7	40	47	52	5	1	1	2	11
1989-90	Buffalo	NHL	71	12	36	48	64	6	1	5	6	6
1990-91	Buffalo	NHL	58	5	23	28	54	4	0	1	1	0
NHL TOTALS			489	59	231	290	462	15	2	7	9	17
TOTALS AS A SABRE			190	24	99	123	170	15	2	7	9	17



LOU

FRANCESCHETTI



RIGHT WING

BORN: Toronto, Ontario - March 28, 1958
HEIGHT: 6'0"
WEIGHT: 190
SHOOTS: Left
LAST AMATEUR CLUB: Niagara Falls Flyers

HOW ACQUIRED

Came to the Sabres with Brian Curran on December 17, 1990 in a trade with Toronto for Mike Foligno and an eighth round draft choice in 1991 (Thomas Kucharcik).

1990-91

Saw regular duty after coming over from the Leafs in a trade...Played both left and right wing at times...Broke his foot while with Toronto early in the season...Multiple point games as a Sabre: 1...Games Missed to Injury as a Sabre: 8.

CAREER


Drafted by the Capitals in fourth round (71st overall) in 1978...Spent his first 11 seasons of his career in the Washington Capitals' organization...Traded to Toronto on June 29, 1989 for a sixth round draft choice in 1990...Won a Calder Cup title with Hershey in 1980.

PERSONAL

Lou and his wife Diana have two children, Melissa and Daniel...They live in East Amherst throughout the year.


PLAYING RECORD

SEASON	CLUB	LEAGUE	REGULAR SEASON					PLAYOFFS				
			GP	G	A	PTS	PIM	GP	G	A	PTS	PIM
1976-77	Niagara Falls	OHA	61	23	30	53	80	—	—	—	—	—
1977-78	Niagara Falls	OHA	62	40	50	90	46	—	—	—	—	—
1978-79	Saginaw	IHL	2	1	1	2	0	—	—	—	—	—
	Port Huron	IHL	76	45	58	103	131	—	—	—	—	—
1979-80	Port Huron	IHL	15	3	8	11	31	—	—	—	—	—
	Hershey	AHL	65	27	29	56	58	14	6	9	15	32
1980-81	Hershey	AHL	79	32	36	68	173	10	3	7	10	30
1981-82	Hershey	AHL	50	22	33	55	89	—	—	—	—	—
	Washington	NHL	30	2	10	12	23	—	—	—	—	—
1982-83	Hershey	AHL	80	31	44	75	176	5	1	2	3	16
1983-84	Hershey	AHL	73	26	34	60	120	—	—	—	—	—
	Washington	NHL	2	0	0	0	0	3	0	0	0	8
1984-85	Washington	NHL	22	4	7	11	45	5	1	1	2	15
	Binghamton	AHL	52	29	43	72	75	—	—	—	—	—
1985-86	Washington	NHL	76	7	14	21	131	8	0	0	0	15
1986-87	Washington	NHL	75	12	9	21	127	7	0	0	0	23
1987-88	Washington	NHL	59	4	8	12	113	4	0	0	0	14
	Binghamton	AHL	6	2	4	6	4	—	—	—	—	—
1988-89	Washington	NHL	63	7	10	17	123	6	1	0	1	8
	Baltimore	AHL	10	8	7	15	30	—	—	—	—	—
1989-90	Toronto	NHL	80	21	15	36	127	5	0	1	1	26
1990-91	Toronto	NHL	16	1	1	2	30	—	—	—	—	—
	Buffalo	NHL	35	1	8	9	26	6	1	0	1	2
NHL TOTALS			458	59	82	141	745	44	3	2	5	111
TOTALS AS A SABRE			35	1	8	9	26	6	1	0	1	2



MIKE

HARTMAN



LEFT WING

BORN: Detroit, Michigan - February 7, 1967

HEIGHT: 6'0"

WEIGHT: 192

SHOOTS: Left

LAST AMATEUR CLUB: North Bay Centennials

HOW ACQUIRED

Seventh round draft choice (131st overall) of the Sabres in 1986.

1990-91

Added determination and toughness to the Buffalo lineup...His 204 penalty minutes was the eighth-highest one-season total in Sabre history...Had his team record for penalty minutes in a season (316 in 1988-89) broken by Rob Ray... Games Missed to Injury: 7.

CAREER

Ranks 46th in goals by a Sabre...Is fifth on the Sabres' all-time list of penalty minute leaders in the regular season and is seventh in playoff games...Had the ninth-highest penalty minute total by a Sabre rookie in history with 90 in 1987-88 ...Was named Rochester's Most Improved Player after the 1987-88 season...A member of the US Junior National Team which played in Czechoslovakia in December, 1986.

90-91 MILESTONE

Played in his 200th Sabre/NHL game on Jan. 14.


PERSONAL

Mike is single and lives in Williamsville...His father is the team photographer for the Detroit Red Wings.

PLAYING RECORD

SEASON	CLUB	LEAGUE	REGULAR SEASON				PLAYOFFS						
			GP	G	A	PTS	PIM	GP	G	A	PTS	PIM	
1984-85	Belleville	OHL	49	13	12	25	119	—	—	—	—	—	—
1985-86	North Bay	OHL	57	23	17	40	217	—	—	—	—	—	—
1986-87	Buffalo	NHL	17	3	3	6	69	—	—	—	—	—	—
	North Bay	OHL	32	15	24	39	144	—	—	—	—	—	—
1987-88	Rochester	AHL	57	13	14	27	283	4	1	0	1	22	
	Buffalo	NHL	18	3	1	4	90	6	0	0	0	35	
1988-89	Buffalo	NHL	70	8	9	17	316	5	0	0	0	34	
1989-90	Buffalo	NHL	60	11	10	21	211	6	0	0	0	18	
1990-91	Buffalo	NHL	60	9	2	11	204	2	0	0	0	17	
NHL TOTALS			225	34	25	59	890	19	0	0	0	104	
TOTALS AS A SABRE			225	34	25	59	890	19	0	0	0	104	

CENTER 10



BORN: Toronto, Ontario - April 4, 1963
HEIGHT: 5'11"
WEIGHT: 190
SHOOTS: Left
LAST AMATEUR CLUB: Cornwall Royals

HOW ACQUIRED

Came to the Sabres with a first round draft choice in 1990 (Brad May) on June 16, 1990 in a trade with Winnipeg for Phil Housley, Scott Arniel, Jeff Parker and a first round draft choice in 1990 (Keith Tkachuk).

1990-91

Led the Sabres in scoring with 89 points, the ninth-highest one season total in team history...Finished tied for 17th in the NHL in scoring...Led Sabres in assists with 58 (eighth-highest one-season total in Sabre history) and was third in goals with 31...Was voted team's most valuable player by teammates...Won the Star of Stars Award for performance in home games...Tied for the team lead in playoff scoring with six points...Had four assists vs. Hartford Mar. 17, a Sabre season-high...Had 16 points in eight games against Hartford, the most points by any Sabre in one season against one team...Multiple point games: 23...Games Missed to Injury: 0.

CAREER

First round draft choice (first overall) of the Jets in 1981...The Canadian Major Junior Player of the Year and the QMJHL Player of the Year in 1981 while playing for Cornwall...Played for Team Canada in the 1981 World Junior Championships (5-4-9 in five games)...Won the Calder Trophy in 1982...Had five assists in one period vs. Los Angeles on Mar. 6, 1984, an NHL record...Runner-up for the Hart Memorial Trophy and selected to the NHL Second All-Star team in 1985...Was a member of Team Canada in the 1987 Canada Cup...Captained Team Canada to a silver medal in the 1989 World Championships.

90-91 MILESTONES

Scored his 400th NHL goal on Feb.13...Scored his 1,000th NHL point on Mar. 8...Recorded his 600th NHL assist on March 16.

PERSONAL

He and his wife Crystal have one son, Eric. The family lives in East Amherst...Likes to golf in the off-season.


PLAYING RECORD


SEASON	CLUB	LEAGUE	REGULAR SEASON				PLAYOFFS					
			GP	G	A	PTS	PIM	GP	G	A	PTS	PIM
1979-80	Cornwall	QMJHL	72	37	66	103	21	18	20	25	45	0
1980-81	Cornwall	QMJHL	72	81	102	183	69	19	15	20	35	8
1981-82	Winnipeg	NHL	80	45	58	103	47	4	1	7	8	5
1982-83	Winnipeg	NHL	79	40	51	91	31	3	1	4	5	8
1983-84	Winnipeg	NHL	80	37	65	102	73	3	1	1	2	0
1984-85	Winnipeg	NHL	80	53	77	130	74	3	2	1	3	4
1985-86	Winnipeg	NHL	80	46	59	105	44	3	0	3	3	0
1986-87	Winnipeg	NHL	80	47	53	100	52	10	5	8	13	4
1987-88	Winnipeg	NHL	80	44	77	121	59	5	3	4	7	16
1988-89	Winnipeg	NHL	75	41	55	96	28	—	—	—	—	—
1989-90	Winnipeg	NHL	79	26	55	81	60	7	3	5	8	2
1990-91	Buffalo	NHL	80	31	58	89	32	6	2	4	6	10
NHL TOTALS			793	410	608	1018	500	44	18	37	55	49
TOTALS AS A SABRE			80	31	58	89	32	6	2	4	6	2



DALE


HAWERCHUK





BEVOIT

HOGUE



CENTER

BORN: Repentigny, Que. - October 28, 1966
HEIGHT: 5'10"
WEIGHT: 197
SHOOTS: Left
LAST AMATEUR CLUB: St. Jean Castors

HOW ACQUIRED

Second round draft choice (35th overall) of the Sabres in 1985.

1990-91

Set career highs in goals and points...Played all three forward positions...Tied for the team lead in playoff goals... Had his first career overtime goal Nov. 23...Multiple point games: 11...Games Missed to Injury: 1.

CAREER

Worked his way up to Buffalo after two years in Rochester...Won the team's Rookie of the Year Award in 1988-89...His 44 points that season is the ninth-highest rookie total in Sabre history...His 120 penalty minutes in 1988-89 is the highest ever by a Sabre center, and it is the fourth-highest rookie total in Sabre history...Ranks 37th in Sabre history in points.

90-91 MILESTONE

Scored his 100th Sabre/NHL point on Feb. 19.

PERSONAL

Benoit is single, and went to Montreal during the off-season...Enjoys water skiing and fishing.


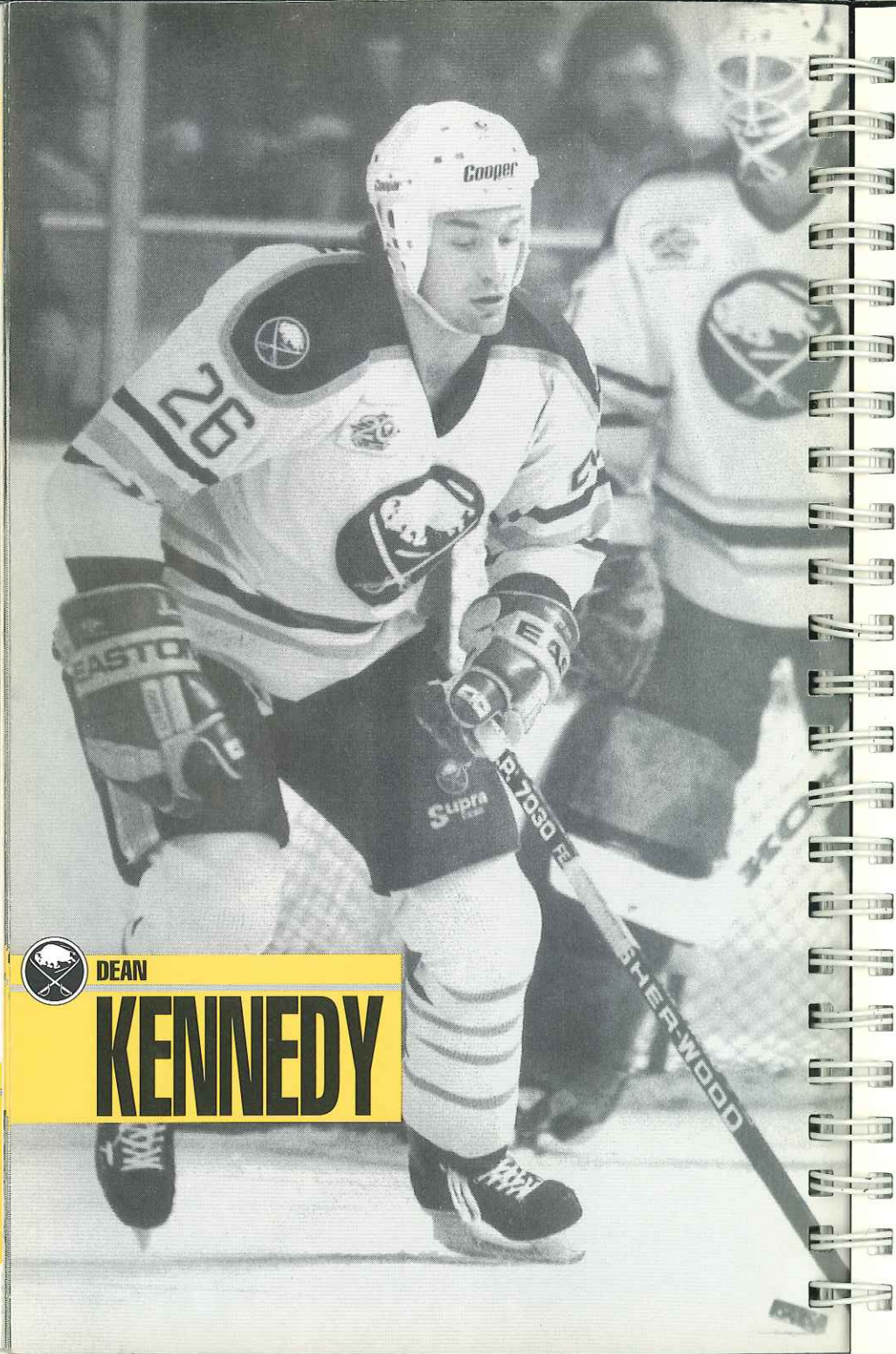
PLAYING RECORD

SEASON	CLUB	LEAGUE	REGULAR SEASON					PLAYOFFS				
			GP	G	A	PTS	PIM	GP	G	A	PTS	PIM
1983-84	St. Jean	QHL	59	14	11	25	42	—	—	—	—	—
1984-85	St. Jean	QHL	63	46	44	90	92	—	—	—	—	—
1985-86	St. Jean	QHL	65	54	54	108	115	9	6	4	10	26
1986-87	Rochester	AHL	53	14	20	34	52	12	5	4	9	8
1987-88	Rochester	AHL	62	24	31	55	141	7	6	1	7	46
	Buffalo	NHL	3	1	1	2	0	—	—	—	—	—
1988-89	Buffalo	NHL	69	14	30	44	120	5	0	0	0	17
1989-90	Buffalo	NHL	45	11	7	18	79	3	0	0	0	10
1990-91	Buffalo	NHL	76	19	28	47	74	5	3	1	4	10
NHL TOTALS			193	45	66	111	273	13	3	1	4	37
TOTALS AS A SABRE			193	45	66	111	273	13	3	1	4	37



DEAN

KENNEDY



DEFENSE

BORN: Redver, Sask. - January 18, 1963

HEIGHT: 5'10"

WEIGHT: 205

SHOOTS: Right

LAST AMATEUR CLUB: Saskatoon Blades

HOW ACQUIRED

From the Los Angeles Kings on October 4, 1989 for a fourth round draft choice in 1991 (Keith Redmond).

1990-91

The veteran defenseman had another solid season, his second in Buffalo...One of the best on the team at clearing out the area in front of his goaltenders...All four of his goals were scored at home...Broke his jaw in the second game of the playoffs with Montreal. He finished the game but was sidelined for the rest of the series...Multiple point games: 3... Games Missed to Injury: 10.

CAREER

Drafted by the Kings in the second round (39th overall) in 1981...Played with Jay Wells and Grant Ledyard while in Los Angeles...Was traded with Denis Larouque by the Kings to the Rangers for Igor Liba, Michael Boyce, Todd Elik and future considerations on December 12, 1988. He then was sent back to the Kings for a fourth-round draft choice in 1990 on February 3, 1989.

90-91 MILESTONES


Played in his 100th game as a Sabre on Dec. 1...Scored his 100th NHL point on Mar. 2... Played in his 500th NHL game on Mar. 23.

PERSONAL

Dean, his wife Tammy and their son Matthew spent some of the summer in Saskatchewan...Likes to listen to Hank Williams, Jr.


PLAYING RECORD

SEASON	CLUB	LEAGUE	REGULAR SEASON					PLAYOFFS				
			GP	G	A	PTS	PIM	GP	G	A	PTS	PIM
1980-81	Brandon	WHL	71	3	29	32	157	5	0	2	2	7
1981-82	Brandon	WHL	49	5	38	43	103	—	—	—	—	—
1982-83	Brandon	WHL	14	2	15	17	22	—	—	—	—	—
	Los Angeles	NHL	55	0	12	12	97	—	—	—	—	—
1983-84	Saskatoon	WHL	0	0	0	0	0	4	0	3	3	0
	Los Angeles	NHL	37	1	5	6	50	—	—	—	—	—
	New Haven	AHL	26	1	7	8	23	—	—	—	—	—
1984-85	New Haven	AHL	76	3	14	17	104	—	—	—	—	—
1985-86	Los Angeles	NHL	78	2	10	12	132	—	—	—	—	—
1986-87	Los Angeles	NHL	66	6	14	20	91	5	0	2	2	10
1987-88	Los Angeles	NHL	58	1	11	12	158	4	0	1	1	10
1988-89	N.Y. Rangers	NHL	16	0	1	1	40	—	—	—	—	—
	Los Angeles	NHL	51	3	10	13	63	11	0	2	2	8
1989-90	Buffalo	NHL	80	2	12	14	53	6	1	1	2	12
1990-91	Buffalo	NHL	64	4	8	12	119	2	0	1	1	17
NHL TOTALS			505	19	83	102	803	28	1	7	8	57
TOTALS AS A SABRE			144	6	20	26	172	8	1	2	3	29



UWE

KRUPP



DEFENSE



BORN: Cologne, Germany - June 24, 1965

HEIGHT: 6'6"

WEIGHT: 235

SHOOTS: Right

LAST AMATEUR CLUB: Kolner

HOW ACQUIRED

11th round draft choice (214th overall) by the Sabres in 1983.

1990-91

Turned in his best season to date, and was rewarded by playing in the NHL All-Star Game in January...Had personal bests in goals, assists and points...Led all Sabre defensemen in offensive categories...One of the team's plus/minus leaders at +14...Scored his first career playoff goal...Set a career high by scoring in six straight games (Feb. 19 to Mar. 2)...Nine of his 12 goals came on the road...Multiple point games: 9...Games Missed to Injury: 5.

CAREER

Received clearance to play in the NHL from the International Ice Hockey Federation on Oct. 29, 1986, and played in his first NHL game two hours later against Montreal...Was named one of the game's three stars in his debut...Helped Rochester win the Calder Cup in 1986-87...Ranks 42nd on the Sabres' all-time scoring list...One of the few Germans to ever play professional hockey in North America; he played for the West German team in the 1990 World Championships.

90-91 MILESTONES

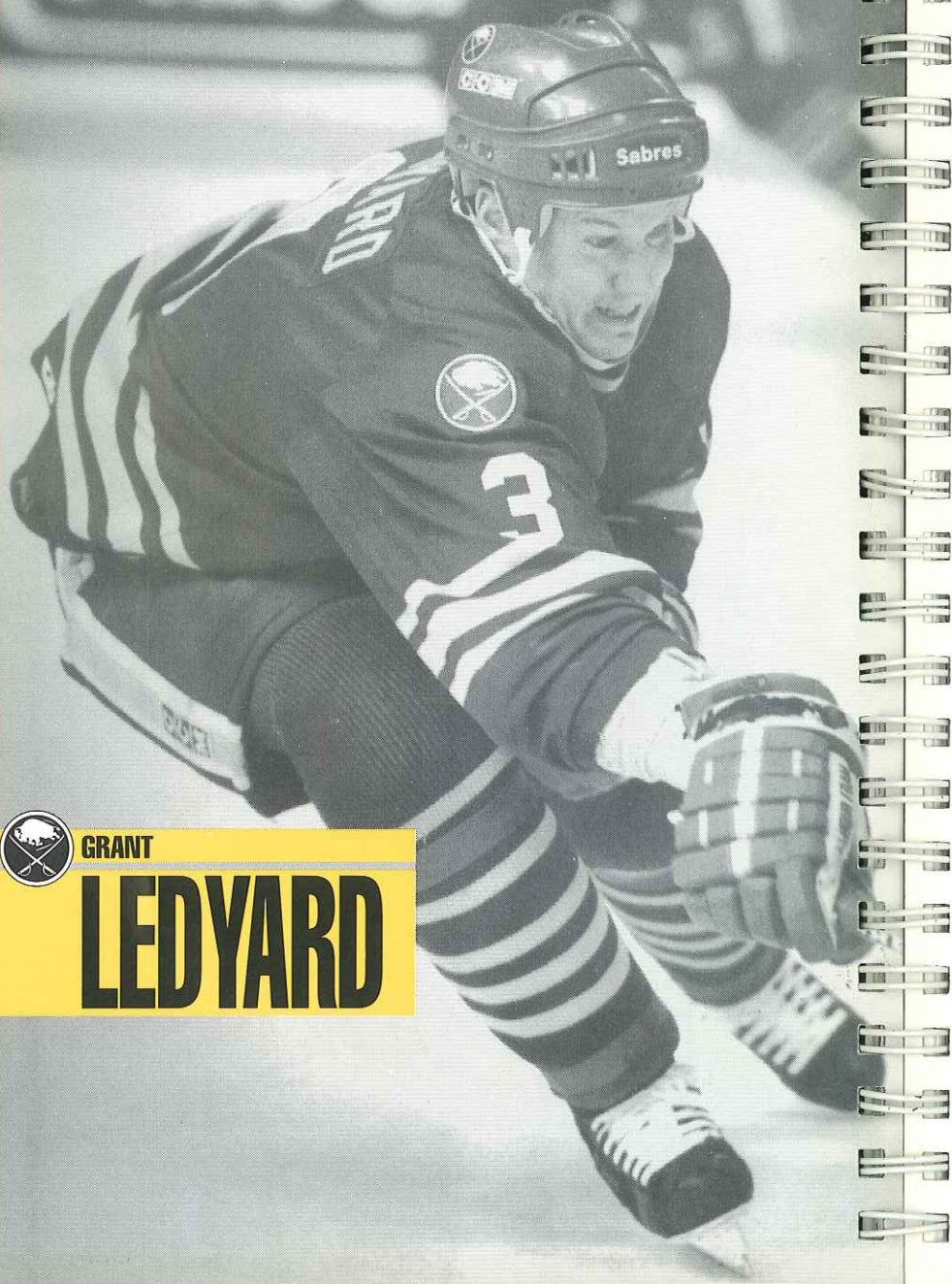
Played in his 300th Sabre/NHL game on Feb. 15...Scored his 100th Sabre/NHL point on Mar. 30.

PERSONAL

He and wife Beate have a son, Bjorn. They live in East Amherst...Calls the Montana Rockies and the Caribbean his favorite vacation spots.


PLAYING RECORD

SEASON	CLUB	LEAGUE	REGULAR SEASON				PLAYOFFS						
			GP	G	A	PTS	PIM	GP	G	A	PTS	PIM	
1982-83	KEC	Germ. El.	11	0	0	0	0	—	—	—	—	—	—
1983-84	KEC	Germ. El.	40	0	4	4	22	—	—	—	—	—	—
1984-85	KEC	Germ. El.	39	11	8	19	36	—	—	—	—	—	—
1985-86	KEC	Germ. El.	45	10	21	31	83	—	—	—	—	—	—
1986-87	Buffalo	NHL	26	1	4	5	23	—	—	—	—	—	—
	Rochester	AHL	42	3	19	22	50	17	1	11	12	16	
1987-88	Buffalo	NHL	75	2	9	11	151	6	0	0	0	15	
1988-89	Buffalo	NHL	70	5	13	18	55	5	0	1	1	4	
1989-90	Buffalo	NHL	74	3	20	23	85	6	0	0	0	4	
1990-91	Buffalo	NHL	74	12	32	44	66	6	1	1	2	6	
NHL TOTALS			319	23	78	101	380	23	1	2	3	29	
TOTALS AS A SABRE			319	23	78	101	380	23	1	2	3	29	



GRANT

LEDYARD



DEFENSE

BORN: Winnipeg, Manitoba - November 19, 1961
HEIGHT: 6'2"
WEIGHT: 200
SHOOTS: Left
LAST AMATEUR CLUB: Fort Garry (Manitoba Tier II Jrs.)

HOW ACQUIRED

Came to the Sabres with Clint Malarchuk and a sixth round draft choice in 1991 (Brian Holzinger) on March 6, 1989 in a trade with Washington for Calle Johansson and a second round draft choice in 1989 (Byron Dafeo).

1990-91

Improved throughout the season and finished with one of his best seasons as a pro...Finished second in scoring among Sabre defensemen...Won the Tim Horton Award as the team's unsung hero...Tied for the team lead in playoff goals and points...Had 24 of his 31 points in the second half of the season...Tied his career high for assists in a season...He had the first short-handed goal of his career on Mar. 16...Multiple point games: 6...Games Missed to Injury: 2.

CAREER

Signed as a free agent with the New York Rangers on July 7, 1982...Buffalo is his fourth NHL team...Won the Bob Gassoff Trophy as the most improved defenseman in the CHL in 1984...Scored a point in his first NHL shift during the 1984-85 season.

90-91 MILESTONES


Played in his 100th game as a Sabre on Dec. 29...Played in his 400th NHL game on Jan. 14.

PERSONAL

Grant and his wife Liza were married on July 13. They spent the off-season in Winnipeg...His father, Hal, was a quarterback for Winnipeg and Saskatchewan in the Canadian Football League...Calls Foghorn Leghorn his favorite fictional character.


PLAYING RECORD

SEASON	CLUB	LEAGUE	REGULAR SEASON				PLAYOFFS						
			GP	G	A	PTS	PIM	GP	G	A	PTS	PIM	
1980-81	Saskatoon	WHL	71	9	28	37	148	—	—	—	—	—	—
1981-82	Fort Garry	MJHL	63	25	45	70	150	—	—	—	—	—	—
1982-83	Tulsa	CHL	80	13	29	42	115	—	—	—	—	—	—
1983-84	Tulsa	CHL	58	9	17	26	71	9	5	4	9	10	
1984-85	N.Y. Rangers	NHL	42	8	12	20	53	3	0	2	2	4	
	New Haven	AHL	36	6	20	26	18	—	—	—	—	—	
1985-86	N.Y. Rangers	NHL	27	2	9	11	20	—	—	—	—	—	
	Los Angeles	NHL	52	7	18	25	78	—	—	—	—	—	
1986-87	Los Angeles	NHL	67	14	23	37	93	5	0	0	0	10	
1987-88	Los Angeles	NHL	23	1	7	8	52	—	—	—	—	—	
	New Haven	AHL	3	2	1	3	4	—	—	—	—	—	
	Washington	NHL	21	4	3	7	14	14	1	0	1	30	
1988-89	Washington	NHL	61	3	11	14	43	—	—	—	—	—	
	Buffalo	NHL	13	1	5	6	8	5	1	2	3	2	
1989-90	Buffalo	NHL	67	2	13	15	37	—	—	—	—	—	
1990-91	Buffalo	NHL	60	8	23	31	46	6	3	3	6	10	
NHL TOTAL			433	50	124	174	444	33	5	7	12	56	
TOTALS AS A SABRE			140	11	41	52	91	11	4	5	9	12	



CLINT

MALARCHUK



GOALTENDER

BORN: Grande Prairie, Alta. - May 1, 1961
HEIGHT: 6'0"
WEIGHT: 185
CATCHES: Left
LAST AMATEUR CLUB: Portland Winter Hawks

HOW ACQUIRED

Came to the Sabres with Grant Ledyard and a sixth round draft choice in 1991 (Brian Holzinger) in a trade with Washington for Calle Johansson and a second round draft choice in 1989 (Byron Dafeo).

1990-91

Had a painful neck/shoulder injury in the second half of the season that limited his effectiveness; should be fine for training camp...Won the team's Punch Imlach Memorial Award, given for team leadership and dedication...Earned the first two playoff wins of his career...Had his 12th career shutout (and second as a Sabre) on Oct. 28...His record was 12-14-10...Goals For Average was 3.24...Shots Against Average was 30.7...Games Missed to Injury: 13.

CAREER

Drafted by Quebec in the third round (74th overall) in the 1981 Entry Draft...Played in Rendez-Vous '87 in Quebec...Traded to Washington on June 13, 1987 with Dale Hunter for Gaetan Duchesne, Alan Haworth and Joe Sakic...His .903 save percentage in 1989-90 is tied for fourth on the Sabres all-time one-season list...Ranks ninth in Sabre history in minutes by a goalie, tied for ninth in wins, eighth in shutouts and seventh in winning percentage...Career record of 131-117-42.

90-91 MILESTONE


Played in his 300th NHL game on Feb. 24.

PERSONAL

Clint spent his off-season in his hometown of Calgary...His brother, Garth, was drafted by the Capitals in 1974...Is a big fan of television star Fred Flintstone.


PLAYING RECORD

SEASON	CLUB	LEAGUE	REGULAR SEASON					PLAYOFFS				
			GP	MIN	GA	SO	AVE.	GP	MIN	GA	SO	AVE.
1979-80	Portland	WHL	37	1948	147	0	4.53	1	40	3	0	4.50
1980-81	Portland	WHL	38	2235	142	3	3.81	4	307	21	0	4.10
1981-82	Quebec	NHL	2	120	14	0	7.00	—	—	—	—	—
	Fredericton	AHL	51	2906	247	0	5.10	—	—	—	—	—
1982-83	Quebec	NHL	15	900	71	0	4.73	—	—	—	—	—
	Fredericton	AHL	25	1506	78	0	3.11	—	—	—	—	—
1983-84	Quebec	NHL	23	1215	80	0	3.95	1	0	0	0	0.00
	Fredericton	AHL	11	663	40	0	3.62	—	—	—	—	—
1984-85	Fredericton	AHL	56	3347	198	2	3.55	6	379	20	0	3.17
1985-86	Quebec	NHL	46	2657	142	4	3.21	3	143	11	0	4.62
1986-87	Quebec	NHL	54	3092	175	1	3.40	3	140	8	0	3.43
1987-88	Washington	NHL	54	2926	154	4	3.16	4	193	15	0	4.66
1988-89	Washington	NHL	42	2428	141	1	3.48	—	—	—	—	—
	Buffalo	NHL	7	326	13	1	2.39	1	59	5	0	5.08
1989-90	Buffalo	NHL	29	1596	89	0	3.35	—	—	—	—	—
1990-91	Buffalo	NHL	37	2131	119	1	3.35	4	246	17	0	4.15
NHL TOTALS			309	17390	998	12	3.44	16	779	56	0	4.31
TOTALS AS A SABRE			73	4053	221	2	3.27	5	305	22	0	4.33



ALEXANDER

MOGILNY



RIGHT WING

BORN: Khabarovsk, U.S.S.R. - February 18, 1969

HEIGHT: 5'11"

WEIGHT: 195

SHOOTS: Left

LAST AMATEUR CLUB: Central Red Army

HOW ACQUIRED

Fifth round draft choice (89th overall) of the Sabres in 1988.

1990-91

Considered one of the rising young stars in hockey... Improved in every major offensive category... One of the team's four 30-goal scorers... Scored 22 goals in his last 31 games... Tied for the team lead in plus/minus with +14... His five game-winning goals paced the Sabres... Named the NHL's Player of the Week on Jan. 21... The Sabres' Met Life Player of the Month for January... Led the team in playoff assists with six and tied for the team lead in playoff points... Voted most popular player by booster club... Had his first NHL hat trick on Mar. 31... Scored 23 goals in 32 home games... Multiple point games: 14... Games Missed to Injury: 18.

CAREER

Joined the Central Red Army club at age 17... Won a gold medal with the Soviet Union at the 1988 Olympics; he was the youngest Soviet hockey player ever to do so. (Alex had three goals and two assists in six games)... Played for the Soviet Union at the World Championships in 1989... Played in the World Junior Championships for the Soviet Union in 1987, 1988 and 1989... Selected as the top forward at the 1988 World Junior Championships, and was a second team all-star at the 1989 competition... Arrived in America in May, 1989... His 28 assists in 1989-90 is the ninth-highest rookie total in team history... His 43 points in 1989-90 is the 10th-highest rookie total in team history... Is 40th in Sabre history in points... Career NHL hat tricks: 1.

90-91 MILESTONES

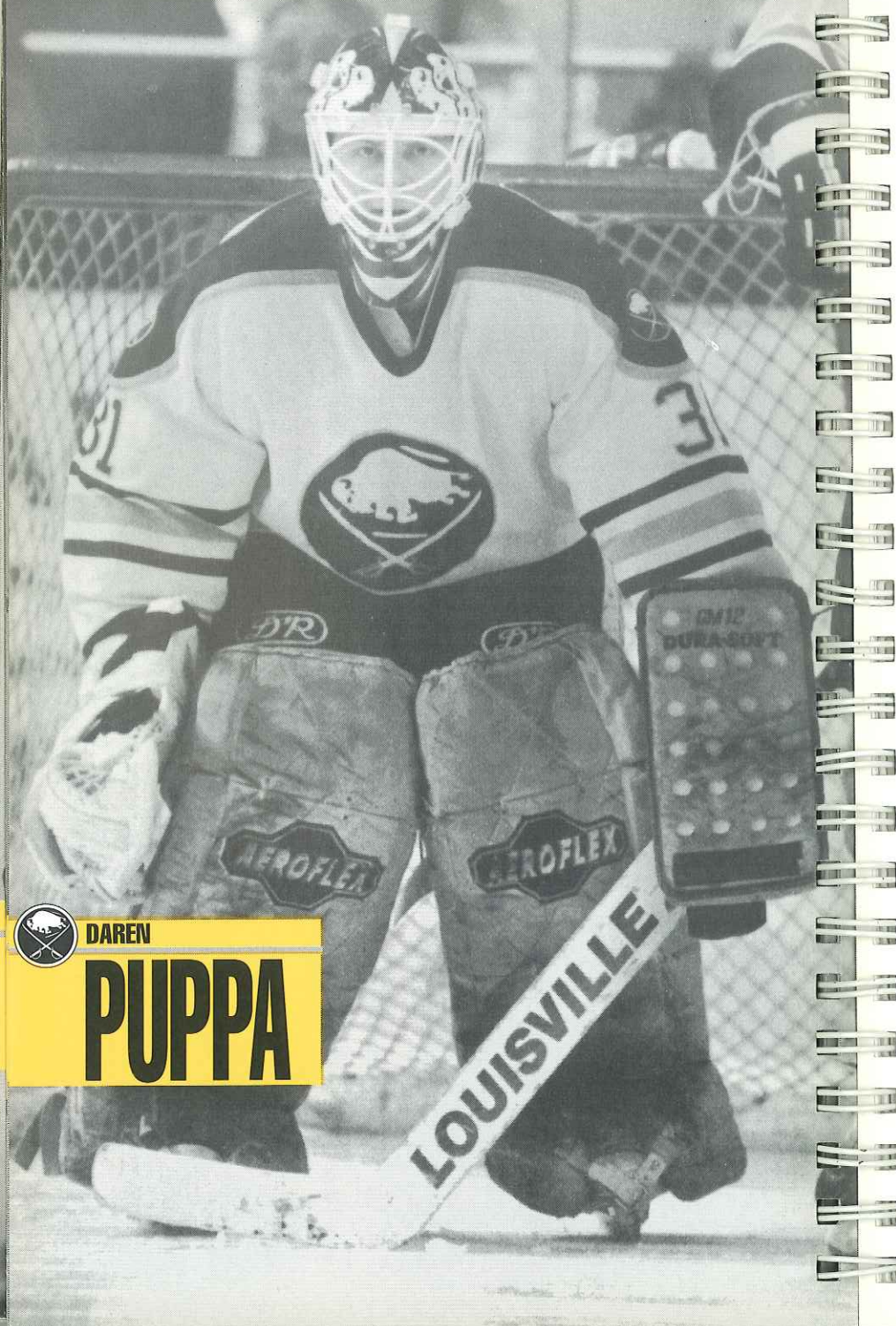
Played in his 100th NHL game on Jan. 8... Scored his 100th Sabre/NHL point on Mar. 20.

PERSONAL

Single, Alex stays in Buffalo in the off-season... Grew up in Khabarovsk in the Soviet Union, which is in the eastern portion of the country.


PLAYING RECORD

SEASON	CLUB	LEAGUE	REGULAR SEASON					PLAYOFFS				
			GP	G	A	PTS	PIM	GP	G	A	PTS	PIM
1986-87	Central Red Army		28	15	1	16	4	—	—	—	—	—
1987-88	Central Red Army		39	12	8	20	14	—	—	—	—	—
1988-89	Central Red Army		31	11	11	22	24	—	—	—	—	—
1989-90	Buffalo	NHL	65	15	28	43	16	4	0	1	1	2
1990-91	Buffalo	NHL	62	30	34	64	16	6	0	6	6	2
NHL TOTALS			127	45	62	107	32	10	0	7	7	4
TOTALS AS A SABRE			127	45	62	107	32	10	0	7	7	4



DAREN

PUPPA



GOALTENDER

BORN: Kirkland Lake, Ont. - March 23, 1965
HEIGHT: 6'3"
WEIGHT: 205
CATCHES: Right
LAST AMATEUR CLUB: Rensselaer Polytechnic Institute

HOW ACQUIRED

Fourth round draft choice (74th overall) of the Sabres in 1983.

1990-91

Had a disappointing season, thanks in part to injuries... Had shutouts on Dec. 28 and Mar. 10... Had two assists on Jan. 14; it was the first time a Sabre goalie ever scored two points in a game... Record was 15-11-6... Goals For Average was 3.93... Shots Against Average was 29.5... Games Missed to Injury: 25.

CAREER

The second team NHL All-Star goalie and runner-up in the voting for the Vezina Trophy in 1989-90... Shared Wayne Larkin Memorial Trophy with Pierre Turgeon as the team's Most Valuable Player in 1989-90... Played in the 1990 NHL All-Star Game... Is fifth in Sabre history in games played, minutes, shutouts and wins by a goalie and is fourth in winning percentage... Played in 56 games in 1989-90, the fifth-highest one-season total in team history. His 31 wins that season ranks in a tie for second in Sabre history... Led R.P.I. to the national championship in 1985, going 31-1... First goalie in ECAC history to win 30 games in a season, topping Ken Dryden's record at Cornell... Had a great beginning to his Sabre career, picking up a shutout against the Oilers in Edmonton on November 1, 1985 in his first NHL start... Won his first playoff game in April, 1988... Was an AHL first team all-star in 1986-87... Career record of 74-49-20.

PERSONAL

He and his wife Meg live in Getzville year-round... Calls Bugs Bunny is favorite fictional character.


PLAYING RECORD

SEASON	CLUB	LEAGUE	REGULAR SEASON				PLAYOFFS							
			GP	MIN	GA	SO	AVE.	GP	MIN	GA	SO	AVE.		
1983-84	R.P.I.	ECAC	32	—	—	—	—	—	—	—	—	—	—	—
1984-85	R.P.I.	ECAC	32	1830	78	0	2.56	—	—	—	—	—	—	—
1985-86	Buffalo	NHL	7	401	21	1	3.14	—	—	—	—	—	—	—
	Rochester	AHL	20	1092	79	0	4.34	—	—	—	—	—	—	—
1986-87	Buffalo	NHL	3	185	13	0	4.22	—	—	—	—	—	—	—
	Rochester	AHL	57	3129	146	1	2.80	16	890	48	1	3.24	—	—
1987-88	Buffalo	NHL	17	874	61	0	4.19	3	142	11	0	4.65	—	—
	Rochester	AHL	26	1415	65	2	2.76	2	108	5	0	2.76	—	—
1988-89	Buffalo	NHL	37	1908	107	1	3.36	—	—	—	—	—	—	—
1989-90	Buffalo	NHL	56	3241	156	1	2.89	6	370	15	0	2.43	—	—
1990-91	Buffalo	NHL	38	2092	118	2	3.38	2	81	10	0	7.41	—	—
NHL TOTALS			158	8701	476	5	3.28	11	593	36	0	3.64	—	—
TOTALS AS A SABRE			158	8701	476	5	3.28	11	593	36	0	3.64	—	—



MIKE

RAMSEY



DEFENSE

BORN: Minneapolis, Minnesota - December 3, 1960

HEIGHT: 6'3"

WEIGHT: 195

SHOOTS: Left

LAST AMATEUR CLUB: U.S. Olympic Team

HOW ACQUIRED

First round draft choice (11th overall) of the Sabres in 1979.

1990-91

Continues to build on his reputation as one of the top defensemen in the NHL and in Sabre history...Named captain of the team on Jan. 29...His 46 penalty minutes was a career low...Had three goals and seven assists in both halves of the season...Multiple point games: 1...Games Missed to Injury: 9.

CAREER

Played on the U.S. Olympic team which won the gold medal at Lake Placid in 1980...Had two assists and eight penalty minutes in seven Olympic games...Joined the Sabres shortly after the Games...Played in the NHL All-Star Game in 1986, 1985, 1983 and 1982, and for the NHL against the Soviet Union at Rendez-Vous '87 in Quebec...Played for Team USA in the Canada Cup series in 1984...Won the Wayne Larkin Memorial Award (team's Most Valuable Player) for 1986-87... Won the Punch Imlach Memorial Award for leadership and dedication in 1988 and 1990...Is fourth in games played, ninth in assists and seventh in penalty minutes in Sabre history...Is the team's 15th all-time leading scorer...Is fifth in career playoff games, tied for tenth in assists and third in penalty minutes in Sabre history in the playoffs.

90-91 MILESTONES

Scored his 300th Sabre/NHL point on Feb. 23...Played in his 800th Sabre/NHL game on Mar. 2.

PERSONAL

He and wife Jill spend their summers in Minnesota...Likes golfing, playing softball and fishing...Is a fan of cookies and cream ice cream.


PLAYING RECORD

SEASON	CLUB	LEAGUE	REGULAR SEASON					PLAYOFFS				
			GP	G	A	PTS	PIM	GP	G	A	PTS	PIM
1978-79	U. Minnesota	WCHA	26	6	11	17	30	—	—	—	—	—
1979-80	U.S. Olympic	63	11	24	35	63	—	—	—	—	—
	Buffalo	NHL	13	1	6	7	6	13	1	2	3	12
1980-81	Buffalo	NHL	72	3	14	17	56	8	0	3	3	20
1981-82	Buffalo	NHL	80	7	23	30	56	4	1	1	2	14
1982-83	Buffalo	NHL	77	8	30	38	55	10	4	4	8	15
1983-84	Buffalo	NHL	72	9	22	31	82	3	0	1	1	6
1984-85	Buffalo	NHL	79	8	22	30	102	5	0	1	1	23
1985-86	Buffalo	NHL	76	7	21	28	117	—	—	—	—	—
1986-87	Buffalo	NHL	80	8	31	39	109	—	—	—	—	—
1987-88	Buffalo	NHL	63	5	16	21	77	6	0	3	3	29
1988-89	Buffalo	NHL	56	2	14	16	84	5	1	0	1	11
1989-90	Buffalo	NHL	73	4	21	25	47	6	0	1	1	8
1990-91	Buffalo	NHL	71	6	14	20	46	5	1	0	1	12
NHL TOTALS			812	68	234	302	837	65	8	16	24	150
TOTALS AS A SABRE			812	68	234	302	837	65	8	16	24	150



ROB

RAY



LEFT WING

BORN: Belleville, Ontario - June 8, 1968

HEIGHT: 6'0"

WEIGHT: 208

SHOOTS: Left

LAST AMATEUR CLUB: Cornwall Royals

HOW ACQUIRED

Fifth round draft choice (97th overall) of the Sabres in 1988.

1990-91

Became a regular in Buffalo after spending the first few weeks of the season in Rochester...Despite the time in the AHL, Rob led the National Hockey League in penalty minutes - the first Sabre to ever do so...The 348 penalty minutes are a Sabre record for one season...His 56 penalty minutes in one series set a Sabre playoff record...A coaches' favorite because of his strong work ethic and dedication...Multiple point games: 3...Games Missed to Injury: 0.

CAREER

Scored a goal on his first NHL shot and added an assist in an Oct. 21, 1989 game in Pittsburgh...His 99 penalty minutes in 1989-90 is the eighth-highest one-season total by any Sabre rookie...His total of 446 penalty minutes for the Americans in 1988-89 is a Rochester club record.

PERSONAL

Single...His family owns a farm machinery dealership in Sterling, Ontario; he spent the off-season working there...Says fishing is one of his hobbies.


PLAYING RECORD

SEASON	CLUB	LEAGUE	REGULAR SEASON				PLAYOFFS					
			GP	G	A	PTS	PIM	GP	G	A	PTS	PIM
1984-85	Whitby	OPJHL	35	5	10	15	318	—	—	—	—	—
1985-86	Cornwall	OHL	53	6	13	19	253	6	0	0	0	26
1986-87	Cornwall	OHL	46	17	20	37	158	5	1	1	2	16
1987-88	Cornwall	OHL	61	11	41	52	179	11	2	3	5	33
1988-89	Rochester	AHL	74	11	18	29	446	—	—	—	—	—
1989-90	Buffalo	NHL	27	2	1	3	99	—	—	—	—	—
	Rochester	AHL	43	2	13	15	335	17	1	3	4	115
1990-91	Buffalo	NHL	66	8	8	16	348	6	1	1	2	56
	Rochester	AHL	8	1	1	2	15	—	—	—	—	—
NHL TOTALS			93	10	9	19	447	6	1	1	2	56
TOTALS AS A SABRE			93	10	9	19	447	6	1	1	2	56



CHRISTIAN

RUUTTU



CENTER

21

BORN: Lappeenranta, Finland - February 20, 1964

HEIGHT: 5'11"

WEIGHT: 192

SHOOTS: Left

LAST AMATEUR CLUB: IFK, Helsinki

HOW ACQUIRED

Seventh round draft choice (134th overall) of the Sabres in 1983.

1990-91

Was used as something of a checking center, and also saw time on the power play and penalty-killing units...Tied for third on the team in assists...Second among Sabres in short-handed goals with 3...Had a six game assist streak 2/23 to 3/6, the longest by a Sabre in the season...Finished the season with 16 points in his last 17 games...Played for Finland in the World Championships after the playoffs...Multiple point games: 8...Games Missed to Injury: 3.

CAREER

Spent four seasons in Finland before coming to North America...Saw duty with the Finnish National Team in 1984-85 and 1985-86, and also played for the Finnish team in the World Championships in 1987 and 1990...Led all NHL rookies in assists in 1986-87 with 43; it was the second-highest rookie total in Sabre history...Won the Fred T. Hunt Memorial Trophy as the club's top rookie in 1986-87...His 65 points in 1986-87 is the fourth-highest rookie total in Sabre history...Played in the 1987 Canada Cup (for Finland) and the 1988 NHL All-Star Game...Is 13th on Sabres' all-time scoring list...Is tied for seventh in club history in short-handed goals with six.

90-91 MILESTONES

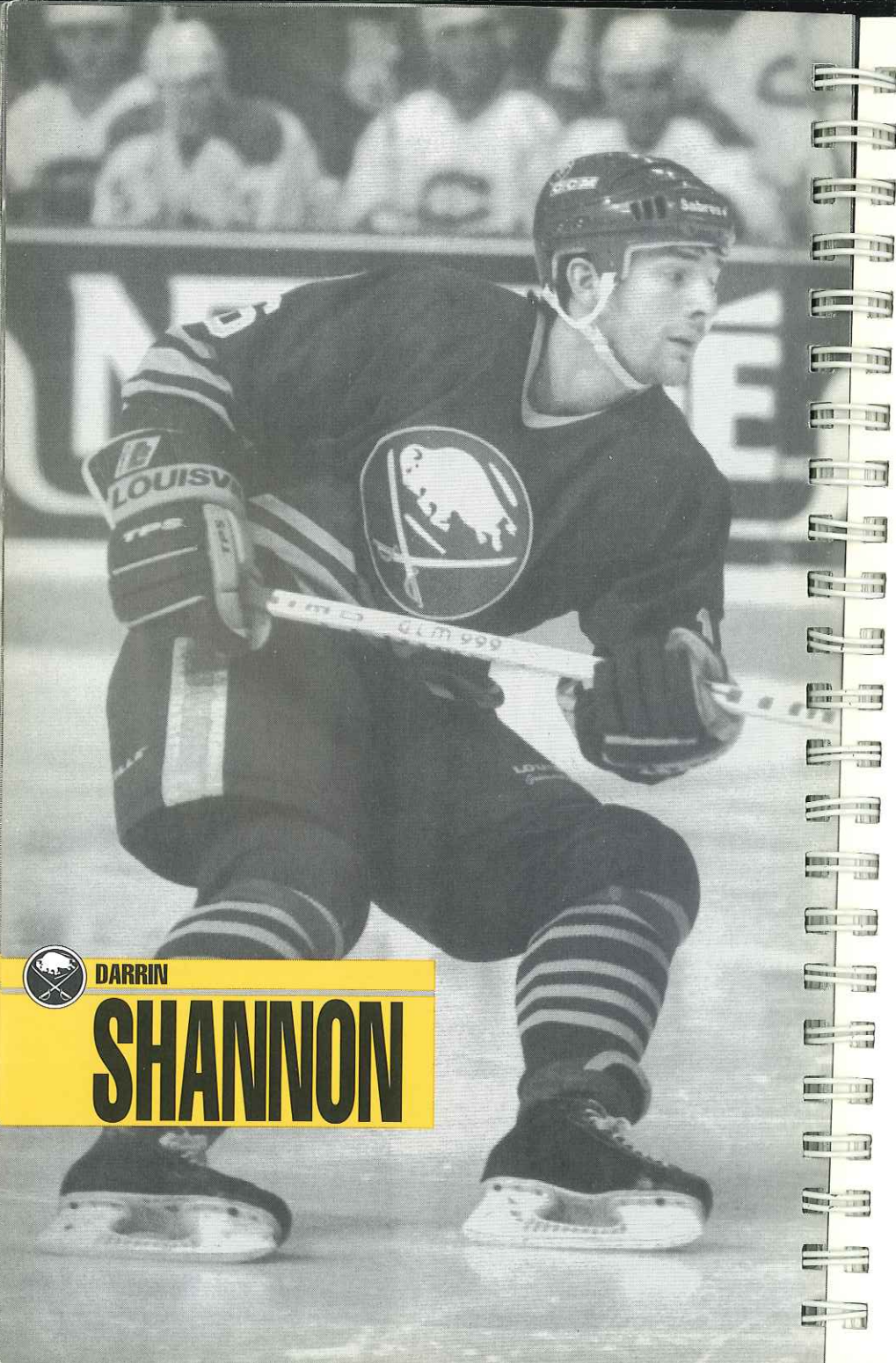
Played in his 300th Sabre/NHL game on Oct. 25...Scored the 6,000th goal in Sabre history on Feb. 17...Recorded his 200th Sabre/NHL assist on Feb. 28...Scored his 300th Sabre/NHL point on Mar. 10.

PERSONAL

He and Camilla divided the off-season between Williamsville and Finland...Spent a year attending high school in the Boston area...Calls Veli-Pekka Ketola his all-time hockey hero.


PLAYING RECORD

SEASON	CLUB	LEAGUE	REGULAR SEASON					PLAYOFFS				
			GP	G	A	PTS	PIM	GP	G	A	PTS	PIM
1982-83	Assat, Pori	Fin	36	15	18	33	34	-	-	-	-	-
1983-84	Assat, Pori	Fin	37	18	42	60	72	9	2	5	7	12
1984-85	Assat, Pori	Fin	32	14	32	46	34	8	1	6	7	8
1985-86	IFK, Helsinki	Fin	36	16	38	54	47	10	3	6	9	8
1986-87	Buffalo	NHL	76	22	43	65	62	-	-	-	-	-
1987-88	Buffalo	NHL	73	26	45	71	85	6	2	5	7	4
1988-89	Buffalo	NHL	67	14	46	60	98	2	0	0	0	0
1989-90	Buffalo	NHL	75	19	41	60	66	6	0	0	0	4
1990-91	Buffalo	NHL	77	16	34	50	96	6	1	3	4	29
NHL TOTALS			368	97	209	306	407	20	3	8	11	37
TOTALS AS A SABRE			368	97	209	306	407	20	3	8	11	37



DARRIN

SHANNON



LEFT WING

BORN: Barrie, Ontario - December 8, 1969

HEIGHT: 6'2"

WEIGHT: 205

SHOOTS: Left

LAST AMATEUR CLUB: Windsor Compuware Spitfires

HOW ACQUIRED

Came to the Sabres with Doug Bodger on November 12, 1988 in a trade with Pittsburgh for Tom Barrasso and a third round draft choice in 1990 (Joe Dziedzic).

1990-91

Considered one of the best young players in the Sabres' system...An excellent two-way player...Spent a couple of months in Rochester, but returned to Buffalo for the final few weeks of the regular season and the playoffs...Returned to the Amerks for the later stages of their playoffs...Seven of his eight goals were at home...Sabre games missed to injury: 1.

CAREER


Was Pittsburgh's first draft choice (fifth overall) in 1988...A member of Team Canada at the World Junior Hockey Championships in 1989...Won the Bobby Smith Trophy for 1987-88 as the OHL's Top Scholastic Player (goes to player who combines high standards of play with academic excellence)...Played in the Memorial Cup finals in 1988 and was on the all-star team.

PERSONAL

Single, Darrin spent the off-season in Cookstown, Ontario...His brother Darryl plays in the Toronto organization...Calls himself a big fan of actor Kevin Costner.


PLAYING RECORD

SEASON	CLUB	LEAGUE	REGULAR SEASON					PLAYOFFS				
			GP	G	A	PTS	PIM	GP	G	A	PTS	PIM
1986-87	Windsor	OHL	60	16	67	83	116	14	4	6	10	8
1987-88	Windsor	OHL	43	33	41	74	49	12	6	12	18	9
1988-89	Windsor	OHL	54	33	48	81	47	-	-	-	-	-
	Buffalo	NHL	3	0	0	0	0	2	0	0	0	0
1989-90	Buffalo	NHL	17	2	7	9	4	6	0	1	1	4
	Rochester	AHL	50	20	23	43	25	9	4	1	5	2
1990-91	Buffalo	NHL	34	8	6	14	12	6	1	2	3	4
	Rochester	AHL	49	26	34	60	56	10	3	5	8	22
NHL TOTALS			54	10	13	23	16	14	1	3	4	8
TOTALS AS A SABRE			54	10	13	23	16	14	1	3	4	8



DAVE

SNUGGERUD



RIGHT WING

BORN: Minnetonka, Minn - June 20, 1966

HEIGHT: 6'0"

WEIGHT: 185

SHOOTS: Left

LAST AMATEUR CLUB: University of Minnesota

HOW ACQUIRED

First round draft choice (supplemental) of the Sabres in 1987.

1990-91

Had another solid season as one of the Sabres' top defensive forwards and penalty killers...Has never missed a game in his NHL career; he's played in the last 160 Sabre games...Led the team with four short-handed goals, the fourth-highest one-season total in team history...Only one of six Sabres to score a short-handed goal in the playoffs...Can play all three forward positions...Multiple point games: 2...Games Missed to Injury: 0.

CAREER

Won the Fred Hunt Memorial Trophy as the Sabres' rookie of the year in 1989-90...Had an assist in his first NHL shift on Oct. 5, 1989...Has six short-handed goals in his career, placing him seventh on Buffalo's all-time list...Played three years of college hockey at the University of Minnesota, with a one year break to play with the U.S. Olympic team in Calgary in 1988...Was a second team All-American in 1989...Played in the NCAA Final Four in 1987...Was on the U.S. team in the 1989 World Championships in Stockholm...Was all-state in high school in Minnesota.

90-91 MILESTONE

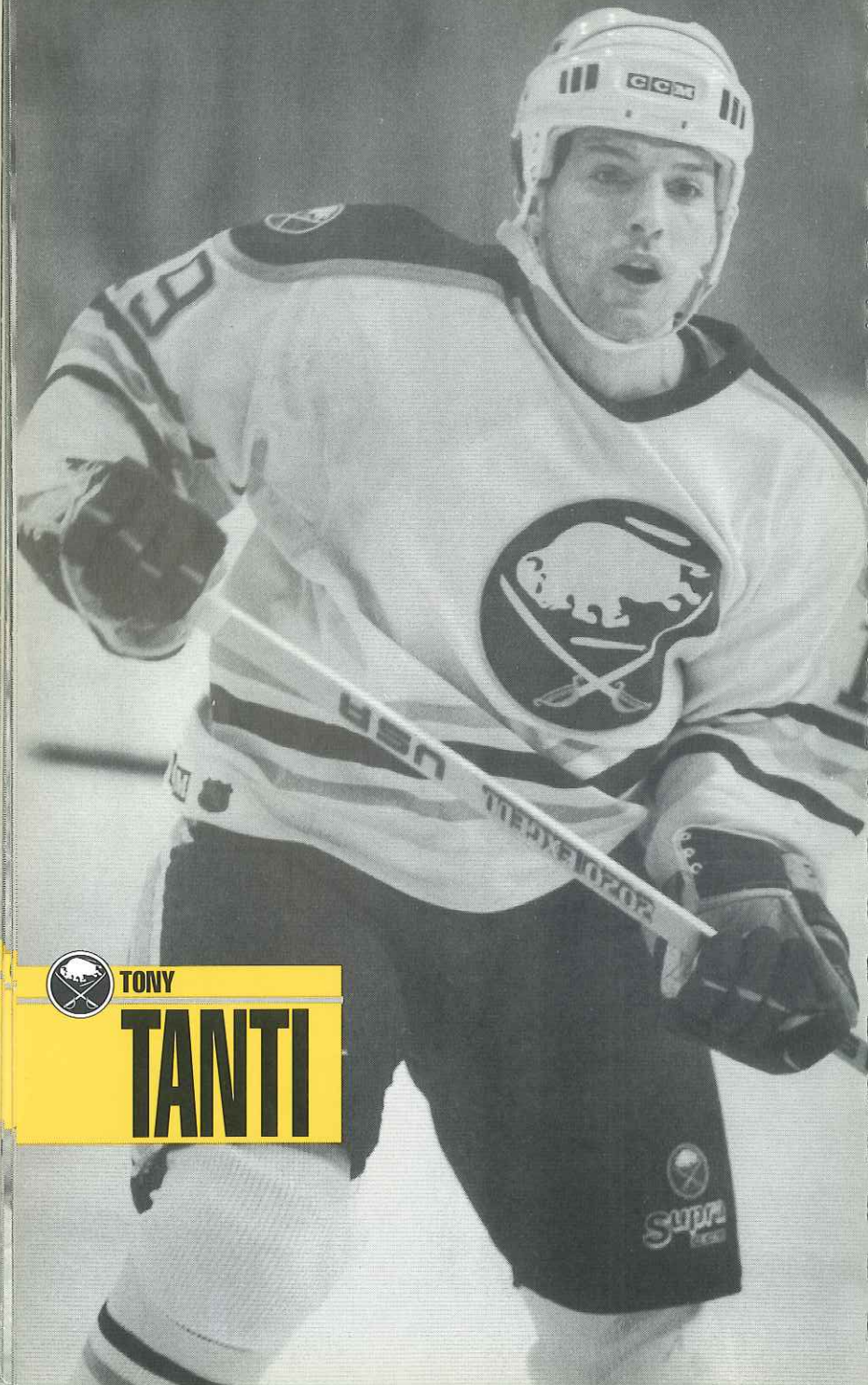
Played in his 100th Sabre/NHL game on Nov. 17.

PERSONAL

Single...Has been active in special education work...Spent the summer in Minnesota going to school and spending time at his cabin.


PLAYING RECORD

SEASON	CLUB	LEAGUE	REGULAR SEASON					PLAYOFFS				
			GP	G	A	PTS	PIM	GP	G	A	PTS	PIM
1985-86	U. of Minnesota ..	WCHA	42	14	18	32	47	—	—	—	—	—
1986-87	U. of Minnesota ..	WCHA	39	30	29	59	38	—	—	—	—	—
1987-88	U.S. National		51	14	21	35	26	—	—	—	—	—
	U.S. Olympic		6	3	2	5	4	—	—	—	—	—
1988-89	U. of Minnesota ..	WCHA	45	29	20	49	39	—	—	—	—	—
1989-90	Buffalo	NHL	80	14	16	30	41	6	0	0	0	2
1990-91	Buffalo	NHL	80	9	15	24	32	6	1	3	4	4
NHL TOTALS			160	23	31	54	73	12	1	3	4	6
TOTALS AS A SABRE			160	23	31	54	73	12	1	3	4	6



TONY

TANTI



RIGHT WING

BORN: Toronto, Ontario - September 7, 1963
HEIGHT: 5'9"
WEIGHT: 190
SHOOTS: Left
LAST AMATEUR CLUB: Oshawa Generals

HOW ACQUIRED

Came to the Sabres on March 5, 1991 in a trade with Pittsburgh for Ken Priestlay.

1990-91

Saw regular duty down the stretch after the trade with the Penguins, and should see plenty of ice time in the coming season...Finished the season with one goal and six assists in four games...Multiple point games as a Sabre: 0... Games Missed to Injury as a Sabre: 3.

CAREER

First round draft choice (12th overall) of Chicago in 1981...Named to the OHA First All-Star team in 1981 and the OHL Second All-Star Team in 1982...Played junior hockey with Dave Andreychuk and Don Biggs...Traded to Chicago on January 6, 1983 for Curt Fraser...Holds several Canucks' team records, including goals in a season...Played in the 1986 NHL All-Star Game...Traded to Pittsburgh with Rod Buskas and Barry Pederson on January 8, 1990 by Vancouver for Dave Capuano, Andrew McBain and Dan Quinn.

90-91 MILESTONES

Played in his 100th Sabre/NHL game on Nov. 17.

PERSONAL

Tony and his wife Christina have a daughter, Tessa. The family headed back to Vancouver for part of the off-season... Likes to play golf and "dabble in the stock market."


PLAYING RECORD

SEASON	CLUB	LEAGUE	REGULAR SEASON					PLAYOFFS				
			GP	G	A	PTS	PIM	GP	G	A	PTS	PIM
1980-81	Oshawa	OHA	67	81	69	150	197	11	7	8	15	41
1981-82	Chicago	NHL	2	0	0	0	0	—	—	—	—	—
	Oshawa	OHL	57	62	64	126	138	12	14	12	26	15
1982-83	Oshawa	OHL	30	34	28	62	35	—	—	—	—	—
	Chicago	NHL	1	1	0	1	0	—	—	—	—	—
	Vancouver	NHL	39	8	8	16	16	4	0	1	1	0
1983-84	Vancouver	NHL	79	45	41	86	50	4	1	2	3	0
1984-85	Vancouver	NHL	68	39	20	59	45	—	—	—	—	—
1985-86	Vancouver	NHL	77	39	33	72	85	3	0	1	1	11
1986-87	Vancouver	NHL	77	41	38	79	84	—	—	—	—	—
1987-88	Vancouver	NHL	73	40	37	77	90	—	—	—	—	—
1988-89	Vancouver	NHL	77	24	25	49	69	7	0	5	5	4
1989-90	Vancouver	NHL	41	14	18	32	50	—	—	—	—	—
	Pittsburgh	NHL	37	14	18	32	22	—	—	—	—	—
1990-91	Pittsburgh	NHL	46	6	12	18	44	—	—	—	—	—
	Buffalo	NHL	10	1	7	8	6	5	2	0	2	8
NHL TOTALS			627	272	257	529	561	18	1	9	10	15
TOTALS AS A SABRE			10	1	7	8	6	5	2	0	2	8



PIERRE

TURGEON



CENTER

BORN: Rouyn, Quebec - August 28, 1969

HEIGHT: 6'1"

WEIGHT: 202

SHOOTS: Left

LAST AMATEUR CLUB: Granby Bisons

HOW ACQUIRED

First round draft choice (first overall) of the Sabres in 1987.

1990-91

Finished second on the Sabres in goals, assists and points...Had his third straight 30-goal season...Tied for the team lead in power play goals with 13...Was one of the team's plus/minus leaders at +14...Had a hat trick on Oct. 28, the second of his career...Scored on a penalty shot against Patrick Roy of Montreal on Oct. 17; it was the first successful Sabre penalty shot since Oct. 31, 1984...Multiple point games: 24...Games Missed to Injury: 0.

CAREER

The first number one overall choice by the Sabres since they took Gil Perreault in 1970...Scored on a goal in his first shift as a pro in his first pre-season game...Is 12th on the Sabres' all-time scoring list...Is seventh on the team's all-time list of power play goal scorers with 57...In 10th in Sabre history with 25 playoff points...Had 66 assists in 1989-90, second on the team's one-season list...Had 106 points in 1989-90, tied for second on the team's all-time list. He was Buffalo's first 100 point scorer since 1979-80...Won the Michel Bergeron Trophy as the top rookie forward in the QHL in 1985-86...Won the Mike Bossy Trophy as the top pro prospect in the QHL in 1986-87...Played in the NHL All-Star Game in 1990 (two goals)...In 1990, he shared the Wayne Larkin Memorial Trophy as the team's Most Valuable Player with Daren Puppa, won the Star of Stars Trophy for performance in home games and won the Frank Eddolls Trophy as the team's most popular player.

90-91 MILESTONES


Scored his 100th Sabre/NHL goal on Dec. 16...Played in his 300th Sabre/NHL game on Mar. 2...Scored his 300th Sabre/NHL point on Mar. 10.

PERSONAL

Single, returned to Quebec in the off-season...Brother of Canadiens' forward Sylvain...Played in the Little League World Series in Williamsport, Pa. as a pitcher...Admires Michael Jordan.


PLAYING RECORD

SEASON	CLUB	LEAGUE	REGULAR SEASON					PLAYOFFS				
			GP	G	A	PTS	PIM	GP	G	A	PTS	PIM
1985-86	Granby	QHL	69	47	67	114	31	-	-	-	-	-
1986-87	Granby	QHL	58	69	85	154	8	7	9	6	15	15
1987-88	Buffalo	NHL	76	14	28	42	34	6	4	3	7	4
1988-89	Buffalo	NHL	80	34	54	88	26	5	3	5	8	2
1989-90	Buffalo	NHL	80	40	66	106	29	6	2	4	6	2
1990-91	Buffalo	NHL	78	32	47	79	26	6	3	1	4	6
NHL TOTALS			314	120	195	315	115	23	12	13	25	14
TOTALS AS A SABRE			314	120	195	315	115	23	12	13	25	14



RICK

VAIVE



RIGHT WING

22

BORN: Ottawa, Ontario - May 14, 1959

HEIGHT: 6'0"

WEIGHT: 196

SHOOTS: Right

LAST AMATEUR CLUB: Sherbrooke Castors

HOW ACQUIRED

Came to the Sabres with future considerations on December 26, 1988 in a trade with Chicago for Adam Creighton and future considerations.

1990-91

Had his 11th straight season with 25 or more goals, and had his 12th consecutive 20+ goal season...The Sabres' Mel Life Player of the Month for October...Multiple point games: 13...Games Missed to Injury: 8.

CAREER

First round draft choice (fifth overall) of the Canucks in 1979...Buffalo is his fourth NHL team and fifth professional team...Is tied for 30th on the Sabres' all-time scoring list...Ranks 21st on Buffalo's all-time list in goals...Had 50 or more goals for three straight years in Toronto; he was the first Leaf to reach that number...The rookie of the year in the QJHL in 1976-77.

90-91 MILESTONES


Played in his 100th game as a Sabre on Oct. 6...Scored his 800th professional point on Oct. 20...Played in his 800th NHL game on Nov. 21...Scored his 100th point as a Sabre on Dec. 11...Played in his 900th professional game on Jan. 16.

PERSONAL

He and his wife, Joyce, have two sons, Jeffrey and Justin. They live in East Amherst year-round...Likes to draw cartoon characters in his spare time.


PLAYING RECORD

SEASON	CLUB	LEAGUE	REGULAR SEASON					PLAYOFFS				
			GP	G	A	PTS	PIM	GP	G	A	PTS	PIM
1976-77	Sherbrooke	QJHL	67	51	59	110	91	18	10	13	23	78
1977-78	Sherbrooke	QJHL	68	76	79	155	199	9	8	4	12	38
1978-79	Birmingham	WHA	75	26	33	59	248	—	—	—	—	—
1979-80	Vancouver	NHL	47	13	8	21	111	—	—	—	—	—
	Toronto	NHL	22	9	7	16	77	3	1	0	1	11
1980-81	Toronto	NHL	75	33	29	62	229	3	1	0	1	4
1981-82	Toronto	NHL	77	54	35	89	157	—	—	—	—	—
1982-83	Toronto	NHL	78	51	28	79	105	4	2	5	7	6
1983-84	Toronto	NHL	76	52	41	93	114	—	—	—	—	—
1984-85	Toronto	NHL	72	35	33	68	112	—	—	—	—	—
1985-86	Toronto	NHL	61	33	31	64	85	9	6	2	8	9
1986-87	Toronto	NHL	73	32	34	66	61	13	4	2	6	23
1987-88	Chicago	NHL	76	43	26	69	108	5	6	2	8	38
1988-89	Chicago	NHL	30	12	13	25	60	—	—	—	—	—
	Buffalo	NHL	28	19	13	32	64	5	2	1	3	8
1989-90	Buffalo	NHL	70	29	19	48	74	6	4	2	6	6
1990-91	Buffalo	NHL	71	25	27	52	74	6	1	2	3	6
PROFESSIONAL TOTALS			931	466	377	843	1679	54	27	16	43	111
NHL TOTALS			856	440	344	784	1431	54	27	16	43	111
TOTALS AS A SABRE			169	73	59	132	212	17	7	5	12	20



JAY

WELLS



DEFENSE

24

BORN: Paris, Ont. - May 18, 1959

HEIGHT: 6'1"

WEIGHT: 215

SHOOTS: Left

LAST AMATEUR CLUB: Kingston Canadiens

HOW ACQUIRED

Acquired on March 5, 1990 with a fourth round draft choice in 1991 (Peter Ambroziak) from Philadelphia for Kevin Maguire and a second round draft choice in 1990 (Mikael Renberg).

1990-91

Saw plenty of action in his first full season as a Sabre, although he was hampered by injuries for part of the campaign...Had two of his three points in one game, as he had a goal and an assist on Dec. 7...Games Missed to Injury: 20.

CAREER

Los Angeles's first choice (16th overall) in the 1979 Entry Draft...Scored his first point as a Sabre in his first game in a Buffalo uniform Mar. 8...His Los Angeles teammates voted him the team's outstanding defenseman in 1982-83 and 1983-84...Played nine seasons with the Kings before he was traded to Philadelphia for Doug Crossman on September 29, 1988...Was named to the OHA's first All-Star team in 1979.

PERSONAL

He and his wife, Colleen, have a daughter, Stephanie. The family lives in East Amherst...Grew up on a 320 acre farm in Ontario with two brothers and two sisters...His favorite movie is "Somewhere in Time."

PLAYING RECORD

SEASON	CLUB	LEAGUE	REGULAR SEASON					PLAYOFFS				
			GP	G	A	PTS	PIM	GP	G	A	PTS	PIM
1977-78	Kingston	OHA	68	9	13	22	195	5	1	2	3	6
1978-79	Kingston	OHA	48	6	21	27	100	11	2	7	9	29
1979-80	Binghamton	AHL	28	0	6	6	48	—	—	—	—	—
	Los Angeles	NHL	43	0	0	0	113	4	0	0	0	11
1980-81	Los Angeles	NHL	72	5	13	18	155	4	0	0	0	27
1981-82	Los Angeles	NHL	60	1	8	9	145	10	1	3	4	41
1982-83	Los Angeles	NHL	69	3	12	15	167	—	—	—	—	—
1983-84	Los Angeles	NHL	69	3	18	21	141	—	—	—	—	—
1984-85	Los Angeles	NHL	77	2	9	11	185	3	0	1	1	0
1985-86	Los Angeles	NHL	79	11	31	42	226	—	—	—	—	—
1986-87	Los Angeles	NHL	77	7	29	36	155	5	1	2	3	10
1987-88	Los Angeles	NHL	58	2	23	25	159	5	1	2	3	21
1988-89	Philadelphia	NHL	67	2	19	21	184	18	0	2	2	51
1989-90	Philadelphia	NHL	59	3	16	19	129	—	—	—	—	—
	Buffalo	NHL	1	0	1	1	0	6	0	0	0	12
1990-91	Buffalo	NHL	43	1	2	3	86	1	0	1	1	0
NHL TOTALS			774	40	181	221	1845	56	3	11	14	173
TOTALS AS A SABRE			44	1	3	4	86	7	0	1	1	12

PHILIPPE

BOUCHER

DEFENSE

BORN: St. Apollinaire, Quebec - March 24, 1973
HEIGHT: 6'3" **WEIGHT:** 189 **SHOOTS:** Right
LAST AMATEUR CLUB: Granby Bisons

HOW ACQUIRED


First round draft choice (13th overall) of the Sabres in 1991.

CAREER

Considered one of the best offensive talents among defensemen in the 1991 draft...Has an excellent shot from the point...Has a playing style resembling that of Al MacInnis of the Flames...Won the CHL Rookie of the Year Award for 1990-91...Finished second to Eric Lindros in voting for the CHL Top Draft Prospect Award...Second team all-star in the Quebec Hockey League...Only rookie to play in the OHL/QHL All-Star Game...Won the Michael Bossy Trophy as the top rookie prospect in the QHL...Highest scoring rookie defenseman in the Canadian junior ranks last season.

PLAYING RECORD

SEASON	CLUB	LEAGUE	REGULAR SEASON					PLAYOFFS				
			GP	G	A	PTS	PIM	GP	G	A	PTS	PIM
1989-90	Ste. Foy	AAA	33	18	47	65	64	—	—	—	—	—
1990-91	Granby	QHL	69	21	46	67	92	—	—	—	—	—



GREG

BROWN

DEFENSE

BORN: Hartford, Conn. - March 7, 1968
HEIGHT: 6'0" **WEIGHT:** 185 **SHOOTS:** Right
LAST AMATEUR CLUB: Boston College

HOW ACQUIRED


Second round draft choice (26th overall) of the Sabres in 1986.

CAREER

Split his first pro season between Buffalo and Rochester...Will be a training camp contender for a spot on the Sabre roster...All six of his goals in Rochester came on the power play...Was one of the top players in college hockey during his time at Boston College...Named the U.S.A. Hockey Athlete of the Year for 1990...First-team All-American in 1988-89 and 1989-90 and a runner-up in 1990 for the Hobey Baker Trophy...Named Hockey East player of the year in 1988-89...Played for Team USA at the 1989 and 1990 World Championships...Played for the American team at the 1988 Winter Olympics in Calgary; one of his teammates was Dave Snuggerud. Played on the 1986 and 1987 U.S. teams at the World Junior Championships...Hockey East rookie of the year in 1986-87...Sabre Games Missed to Injury: 0.


90-91 MILESTONES

Played in his first Sabre/NHL game on Oct. 4...Scored his first Sabre/NHL goal Dec. 14.



PLAYING RECORD

SEASON	CLUB	LEAGUE	REGULAR SEASON					PLAYOFFS				
			GP	G	A	PTS	PIM	GP	G	A	PTS	PIM
1986-87	Boston College	H.E.	37	10	27	37	22	—	—	—	—	—
1987-88	U.S. Olympic	53	6	29	35	22	—	—	—	—	—
1988-89	Boston College	H.E.	40	9	34	43	24	—	—	—	—	—
1989-90	Boston College	H.E.	41	5	35	40	42	—	—	—	—	—
1990-91	Buffalo	NHL	39	1	2	3	35	—	—	—	—	—
	Rochester	AHL	31	6	17	23	16	14	1	4	5	8
NHL TOTALS			39	1	2	3	35	0	0	0	0	0
TOTALS AS A SABRE			39	1	2	3	35	0	0	0	0	0



BRIAN

CURRAN

DEFENSE

BORN: Toronto, Ontario - November 5, 1963
HEIGHT: 6'5" **WEIGHT:** 215 **SHOOTS:** Left
LAST AMATEUR CLUB: Portland Winterhawks

HOW ACQUIRED

Came to the Sabres with Lou Franceschetti on December 17, 1990 in a trade with Toronto for Mike Foligno and an eighth round draft choice in 1991 (Thomas Kucharcik).

CAREER

Saw limited action in the Buffalo organization after coming over from the Maple Leafs...Drafted in the second round (22nd overall) by Boston in 1982...Won a Memorial Cup title with Portland in 1983, and was named the team's most valuable player in the playoffs...Signed as a free agent by the N.Y. Islanders on August 29, 1987. The Islanders gave up Paul Boutilier as compensation for the signing...Traded to Toronto by the Islanders on March 8, 1988 for a sixth round draft choice in 1988 (Pavel Gross)...Sabre Games Missed to Injury: 4.

PLAYING RECORD

SEASON	CLUB	LEAGUE	REGULAR SEASON					PLAYOFFS				
			GP	G	A	PTS	PIM	GP	G	A	PTS	PIM
1980-81	Portland	WHL	59	2	28	30	275	7	0	1	1	13
1981-82	Portland	WHL	51	2	16	18	132	14	1	7	8	63
1982-83	Portland	WHL	56	1	30	31	187	14	1	3	4	57
1983-84	Hershey	AHL	23	0	2	2	94	—	—	—	—	—
	Boston	NHL	16	1	1	2	57	3	0	0	0	7
1984-85	Boston	NHL	56	0	1	1	158	—	—	—	—	—
	Hershey	AHL	4	0	0	0	19	—	—	—	—	—
1985-86	Boston	NHL	43	2	5	7	192	2	0	0	0	4
1986-87	N.Y. Islanders	NHL	68	0	10	10	356	8	0	0	0	51
1987-88	N.Y. Islanders	NHL	22	0	1	1	68	—	—	—	—	—
	Springfield	AHL	8	1	0	1	43	—	—	—	—	—
	Toronto	NHL	7	0	1	1	19	6	0	0	0	41
1988-89	Toronto	NHL	47	1	4	5	185	—	—	—	—	—
1989-90	Toronto	NHL	72	2	9	11	301	5	0	1	1	19
1990-91	Toronto	NHL	4	0	0	0	7	—	—	—	—	—
	Newmarket	AHL	6	0	1	1	7	—	—	—	—	—
	Buffalo	NHL	17	0	1	1	43	—	—	—	—	—
	Rochester	AHL	10	0	0	0	36	—	—	—	—	—
NHL TOTALS			352	6	33	39	1386	24	0	1	1	122
TOTALS AS A SABRE			17	0	1	1	43	0	0	0	0	0

JODY GAGE

RIGHT WING

BORN: Toronto, Ontario - November 29, 1959
HEIGHT: 6'0" **WEIGHT:** 190 **SHOOTS:** Right
LAST AMATEUR CLUB: Kitchener Rangers

HOW ACQUIRED

Signed as a free agent by the Sabres on July 31, 1985.

CAREER



It was business as usual for the veteran, who had a fine season for the Amerks...Again was named a first team all-star in the AHL...Ranks among the franchise's all-time leaders in several categories...Became the fourth Amerk to score 500 points in a career...Second on the team in scoring in 1990-91, and first in goals...In 1987-88 he was named the AHL's Most Valuable Player and was a first team All-Star at right wing...Came within one goal of breaking Paul Gardner's AHL record for goals in that season...Helped Rochester win the Calder Cup in 1986-87...Tied an AHL record in 1986-87 for most playoff goals (14)...Was drafted by Detroit in the third round (45th overall) in 1979...Spent six seasons with the Red Wings' organization...Set several club records while at Adirondack, and helped that club win a Calder Cup in 1980-81.

PLAYING RECORD

SEASON	CLUB	LEAGUE	REGULAR SEASON					PLAYOFFS				
			GP	G	A	PTS	PIM	GP	G	A	PTS	PIM
1977-78	Hamilton	OHA	32	15	18	33	19	—	—	—	—	—
	Kitchener	OHA	36	17	27	44	21	9	4	3	7	4
1978-79	Kitchener	OHA	58	46	43	89	40	10	1	2	3	6
1979-80	Adirondack	AHL	63	25	21	46	15	5	2	1	3	0
1980-81	Detroit	NHL	16	2	2	4	22	—	—	—	—	—
	Adirondack	AHL	59	17	31	48	44	17	9	6	15	12
1981-82	Adirondack	AHL	47	21	20	41	21	—	—	—	—	—
	Detroit	NHL	31	9	10	19	2	—	—	—	—	—
1982-83	Adirondack	AHL	65	23	30	53	33	6	1	5	6	8
1983-84	Detroit	NHL	3	0	0	0	0	—	—	—	—	—
	Adirondack	AHL	73	40	32	72	32	6	3	4	7	2
1984-85	Adirondack	AHL	78	27	33	60	55	—	—	—	—	—
1985-86	Buffalo	NHL	7	3	2	5	0	—	—	—	—	—
	Rochester	AHL	73	42	57	99	54	—	—	—	—	—
1986-87	Rochester	AHL	70	26	39	65	60	17	14	5	19	24
1987-88	Rochester	AHL	76	60	44	104	46	5	2	5	7	10
	Buffalo	NHL	2	0	0	0	0	—	—	—	—	—
1988-89	Rochester	AHL	65	31	38	69	50	—	—	—	—	—
1989-90	Rochester	AHL	75	45	38	83	42	17	4	6	10	12
1990-91	Rochester	AHL	73	42	43	85	36	15	6	10	16	14
NHL TOTALS			59	14	14	28	24	0	0	0	0	0
TOTALS AS A SABRE			9	3	2	5	0	0	0	0	0	0

SABRE FACT

The members of the Buffalo Sabres' Hall of Fame are Gilbert Perreault, Richard Martin, Rene Robert, George "Punch" Imlach, Fred Hunt, Frank Christie, Tim Horton, Roger Crozier, Don Luce, Craig Ramsay and David Forman.



KEVIN HALLER

DEFENSE

BORN: Trochu, Alberta - December 5, 1970
HEIGHT: 6'2" **WEIGHT:** 191 **SHOOTS:** Left
LAST AMATEUR CLUB: Regina Pats

HOW ACQUIRED

First round draft choice (14th overall) of the Sabres in 1989.

CAREER


Recalled from Rochester for good in early February, and played very well down the stretch and in the playoffs. Kevin could be in the NHL for keeps...Won a gold medal with Team Canada in the 1990 World Junior Hockey Championships; he had two goals and two assists in seven games...Played in the 1990 Western Hockey League All-Star Game, and was named to the WHL's first all-star team in the Eastern Division for 1989-90...Won the Bill Hunter Trophy as the WHL's top defenseman in 1988-89...Multiple point games as a Sabre: 2...Sabre Games Missed to Injury: 0.

90-91 MILESTONE

Scored his first Sabre/NHL goal on Mar. 30.

PLAYING RECORD

SEASON	CLUB	LEAGUE	REGULAR SEASON					PLAYOFFS				
			GP	G	A	PTS	PIM	GP	G	A	PTS	PIM
1987-88	Regina	OHL	5	0	1	1	2	4	1	1	2	2
1988-89	Regina	WHL	72	10	31	41	99	—	—	—	—	—
1989-90	Buffalo	NHL	2	0	0	0	0	—	—	—	—	—
	Regina	WHL	58	16	37	53	93	11	2	9	11	16
1990-91	Rochester	AHL	52	2	8	10	53	10	2	1	3	6
	Buffalo	NHL	21	1	8	9	20	6	1	4	5	10
NHL TOTALS			23	1	8	9	20	6	1	4	5	10
TOTALS AS A SABRE			23	1	8	9	20	6	1	4	5	10



BILL HOULDER

DEFENSE

BORN: Thunder Bay, Ontario - March 11, 1967
HEIGHT: 6'3" **WEIGHT:** 210 **SHOOTS:** Left
LAST AMATEUR CLUB: North Bay Centennials

HOW ACQUIRED

Came to the Sabres from Washington on September 30, 1990 in exchange for Shawn Anderson.

CAREER

Dealt to the Sabres' organization a few days before the start of the regular season...Spent most of the campaign with Rochester...Was named to the first team AHL all-star team...Finished second in voting for top AHL defenseman (Eddie Shore Award)...Was third on the Amersks in scoring, and he led all AHL defensemen in points...Was second on the Amersks in playoff scoring...Was +11 on the season...Selected by Washington in the fourth round (82nd overall) in 1985... Scored his first NHL goal against the Sabres on Jan. 23, 1988...Named to the OHL Third All-Star Team in 1986-87... Played on the same junior team as Nick Kypreos, Darren Turcotte and Dave McLlwain...Sabre Games Missed to Injury: 0.

PLAYING RECORD

SEASON	CLUB	LEAGUE	REGULAR SEASON					PLAYOFFS				
			GP	G	A	PTS	PIM	GP	G	A	PTS	PIM
1984-85	North Bay	OHL	66	4	20	24	37	—	—	—	—	—
1985-86	North Bay	OHL	59	5	30	35	97	10	1	6	7	12
1986-87	North Bay	OHL	62	17	51	68	68	22	4	19	23	20
1987-88	Washington	NHL	30	1	2	3	10	—	—	—	—	—
	Fort Wayne	IHL	43	10	14	24	32	—	—	—	—	—
1988-89	Washington	NHL	8	0	3	3	4	—	—	—	—	—
	Baltimore	AHL	65	10	36	46	50	—	—	—	—	—
1989-90	Washington	NHL	41	1	11	12	28	—	—	—	—	—
	Baltimore	AHL	26	3	7	10	12	7	0	2	2	2
1990-91	Buffalo	NHL	7	0	2	2	4	—	—	—	—	—
	Rochester	AHL	69	13	53	66	28	15	5	13	18	4
NHL TOTALS			79	2	16	18	42	0	0	0	0	0
TOTALS AS A SABRE			7	0	22	0	4	0	0	0	0	0

DAVID

LITTMAN

GOALTENDER

BORN: Cranston, Rhode Island - June 13, 1967

HEIGHT: 6'0" **WEIGHT:** 183 **CATCHES:** Left

LAST AMATEUR CLUB: Boston College

HOW ACQUIRED

11th round draft choice (211th overall) of the Sabres in 1987.

CAREER


Thrived with regular work in Rochester, and established himself as an NHL prospect...Saw most of the action in Rochester, due to Darcy Wakaluk's recall to Buffalo...Was named a first team all-star in the AHL at the end of the season...Led all AHL goalies in games played...One of the league leaders in goals-against average...Tied an Amersks' record for assists in a season by a goaltender with seven.

90-91 MILESTONE

Played in his first Sabre/NHL game on Jan. 29.


SABRE FACT

The longest scoreless streak in Sabre history started during the team's very first game on October 10, 1970. It lasted until October 17, and was 183:54 in duration. The team's longest shutout streak ran from December 23 to 29, 1984, and was 169:48 in duration.



PLAYING RECORD

SEASON	CLUB	LEAGUE	REGULAR SEASON					PLAYOFFS				
			GP	MIN	GA	SO	AVE.	GP	MIN	GA	SO	AVE.
1986-87	Boston Coll	H.E.	21	1182	68	0	3.45	—	—	—	—	—
1987-88	Boston Coll	H.E.	30	1726	116	0	4.03	—	—	—	—	—
1988-89	Boston Coll	H.E.	32	1945	107	0	3.30	—	—	—	—	—
1989-90	Rochester	AHL	14	681	37	0	3.26	—	—	—	—	—
	Phoenix	IHL	18	1047	64	0	3.67	1	33	4	0	7.27
1990-91	Buffalo	NHL	1	36	3	0	5.00	—	—	—	—	—
	Rochester	AHL	55	3153	160	2	3.06	8	378	16	0	2.54
NHL TOTALS			1	36	3	0	5.00	0	0	0	0	0.00
TOTALS AS A SABRE			1	36	3	0	5.00	0	0	0	0	0.00



STEVE LUDZIK

CENTER

BORN: Toronto, Ont. - April 3, 1962

HEIGHT: 5'11" **WEIGHT:** 195 **SHOOTS:** Left

LAST AMATEUR CLUB: Niagara Falls Flyers

HOW ACQUIRED

Came to the Sabres with a fifth round draft choice in 1990 (Todd Bojcun) on September 29, 1989 in a trade with Chicago for Jacques Cloutier and a sixth round draft choice in 1990 (Derek Edgerly).

CAREER

The captain of the Amersks, Steve again supplied leadership as well as points throughout the 1990-91 season...Won the Star of Stars Award in Rochester in 1989-90...Drafted by Chicago in the second round (28th overall) in 1980...Played junior hockey at Niagara Falls with Steve Larmer...Had a hat trick 12/28/85 at Washington.

PLAYING RECORD

SEASON	CLUB	LEAGUE	REGULAR SEASON					PLAYOFFS				
			GP	G	A	PTS	PIM	GP	G	A	PTS	PIM
1978-79	Niagara Falls	OHA	68	32	65	97	138	—	—	—	—	—
1979-80	Niagara Falls	OHA	67	43	76	119	102	10	6	6	12	16
1980-81	Niagara Falls	OHA	58	50	92	142	108	12	5	9	14	40
1981-82	Chicago	NHL	8	2	1	3	2	—	—	—	—	—
	New Brunswick	AHL	73	21	41	62	142	15	3	7	10	6
1982-83	Chicago	NHL	66	6	19	25	63	13	3	5	8	20
1983-84	Chicago	NHL	80	9	20	29	73	4	0	1	1	9
1984-85	Chicago	NHL	79	11	20	31	86	15	1	1	2	16
1985-86	Chicago	NHL	49	6	5	11	21	3	0	0	0	12
1986-87	Chicago	NHL	52	5	12	17	34	4	0	0	0	0
1987-88	Chicago	NHL	73	6	15	21	40	5	0	1	1	13
1988-89	Chicago	NHL	6	1	0	1	8	—	—	—	—	—
	Saginaw	IHL	65	21	57	78	129	6	0	1	1	17
1989-90	Buffalo	NHL	11	0	1	1	6	—	—	—	—	—
	Rochester	AHL	54	25	29	54	71	16	5	6	11	57
1990-91	Rochester	AHL	64	22	29	51	137	8	3	5	8	6
NHL TOTALS			424	46	93	139	333	44	4	8	12	70
TOTALS AS A SABRE			11	0	1	1	6	0	0	0	0	0

BRAD

MAY

LEFT WING

BORN: Toronto, Ontario - November 29, 1971
HEIGHT: 6'0" **WEIGHT:** 209 **SHOOTS:** Left
LAST AMATEUR CLUB: Niagara Falls Thunder

HOW ACQUIRED


First round draft choice (14th overall) of the Sabres in 1990

CAREER

Suffered a knee injury at Canada's National Junior Team summer evaluation in August, 1990...Missed training camp and spent the fall rehabilitating...Returned to action in junior hockey in November, 1990...OHL Player of the Week, Nov. 26, 1990...Played for Team Canada in the 1991 World Junior Championships, scoring one goal in seven games...Named to the second all-star team of the OHL for 1989-90.

PLAYING RECORD

SEASON	CLUB	LEAGUE	REGULAR SEASON					PLAYOFFS				
			GP	G	A	PTS	PIM	GP	G	A	PTS	PIM
1988-89	Niagara Falls	OHL	65	8	14	22	304	—	—	—	—	—
1989-90	Niagara Falls	OHL	61	32	58	90	223	16	9	13	22	64
1990-91	Niagara Falls	OHL	34	37	32	69	93	14	11	14	25	53



JOEL

SAVAGE

RIGHT WING


BORN: Surrey, B.C. - December 25, 1969
HEIGHT: 5'11" **WEIGHT:** 205 **SHOOTS:** Right
LAST AMATEUR CLUB: Victoria Cougars

HOW ACQUIRED

First round draft choice (13th overall) of the Sabres in 1988

CAREER

Turned in a solid season in Rochester, and figures to receive a long look at training camp this fall...Won the Amerks' Most Improved Player Award...Was on target for a 30 goal season until he suffered a knee injury...Was recalled to Buffalo for two brief periods because of injuries on the Sabre roster...Had an assist in his first NHL game...Was honored for community service in the Rochester area, particularly for his work with the Cystic Fibrosis Foundation...Sabre Games Missed to Injury: 0.




90-91 MILESTONE

Played in his first Sabre/NHL game on Nov. 4.

PLAYING RECORD

SEASON	CLUB	LEAGUE	REGULAR SEASON					PLAYOFFS				
			GP	G	A	PTS	PIM	GP	G	A	PTS	PIM
1986-87	Victoria	WHL	68	14	13	27	48	5	2	0	2	0
1987-88	Victoria	WHL	69	37	32	69	73	-	-	-	-	-
1988-89	Victoria	WHL	60	17	30	47	95	-	-	-	-	-
1989-90	Rochester	AHL	43	6	7	13	39	5	0	1	1	4
1990-91	Buffalo	NHL	3	0	1	1	0	-	-	-	-	-
	Rochester	AHL	61	25	19	44	45	15	3	3	6	8
NHL TOTALS			3	0	1	1	0	0	0	0	0	0
TOTALS AS A SABRE			3	0	1	1	0	0	0	0	0	0



JIRI

SEJBA

LEFT WING

BORN: Pardubice, Czechoslovakia - July 22, 1962
HEIGHT: 5'10" **WEIGHT:** 185 **SHOOTS:** Left
LAST AMATEUR CLUB: Pardubice

HOW ACQUIRED

Drafted in ninth round (182nd overall) by the Sabres in 1985 Entry Draft

CAREER

Signed with the Sabres in November, 1990, and played in Buffalo and Rochester...Almost averaged a point per game for the Amerks...Played both left and right wing...Has excellent offensive skills...A former member of the Czechoslovakian national team...Took part in the 1988 Winter Olympics in Calgary...Played for the Czech team in the 1987 Canada Cup; some of his teammates on that squad were NHL'ers David Volek, Jiri Hrdina and Vladimir Ruzicka...Sabre Games Missed to Injury: 0

90-91 MILESTONE

Played in his first Sabre/NHL game on Nov. 21.

PLAYING RECORD

SEASON	CLUB	LEAGUE	REGULAR SEASON					PLAYOFFS				
			GP	G	A	PTS	PIM	GP	G	A	PTS	PIM
1986-87	Pardubice	Czech.	34	23	11	34	—	—	—	—	—	
1987-88	Pardubice	Czech.	23	10	15	25	—	—	—	—	—	
1988-89	Pardubice	Czech.	44	38	21	59	68	—	—	—	—	
1989-90	Pardubice	Czech.	26	11	14	25	—	—	—	—	—	
1990-91	Buffalo	NHL	11	0	2	2	8	—	—	—	—	
	Rochester	AHL	31	15	13	28	54	14	6	7	13	29
NHL TOTALS			11	0	2	2	8	0	0	0	0	0
TOTALS AS A SABRE			11	0	2	2	8	0	0	0	0	0

KEN SUTTON

DEFENSE

BORN: Edmonton, Alberta - May 11, 1969
HEIGHT: 6'0" **WEIGHT:** 190 **SHOOTS:** Left
LAST AMATEUR CLUB: Saskatoon Blades

HOW ACQUIRED

Fifth round draft choice (98th overall) of the Sabres in 1989.

CAREER

Recalled from Rochester at the start of March and stayed on roster through the end of the playoffs...Added mobility to the Buffalo defense...Had first two-goal game of any Sabre defenseman on Mar. 6. They were his first two NHL goals... Should be a contender for regular duty in training camp this fall...Had all three of his Sabre goals at home...Multiple point games as a Sabre in 1990-91: 2...Sabre games missed to injury: 0.

90-91 MILESTONES

Played in his first Sabre/NHL game on Mar. 2...Scored his first Sabre/NHL goal on Mar. 6.

PLAYING RECORD



SEASON	CLUB	LEAGUE	REGULAR SEASON					PLAYOFFS				
			GP	G	A	PTS	PIM	GP	G	A	PTS	PIM
1987-88	Calgary	AJHL	53	13	43	56	228	—	—	—	—	—
1988-89	Saskatoon	WHL	71	22	31	53	104	8	2	5	7	12
1989-90	Rochester	AHL	57	5	14	19	83	11	1	6	7	15
1990-91	Rochester	AHL	62	7	24	31	65	3	1	1	2	14
	Buffalo	NHL	15	3	6	9	13	6	0	1	1	2
NHL TOTALS			15	3	6	9	13	6	0	1	1	2
TOTALS AS A SABRE			15	3	6	9	13	6	0	1	1	2

SABRE FACT

The Sabres went past the 6,000 goal mark in their history during the 1990-91 season. Here are the milestone goals in team history:

- 1,000th Sabre goal - 11/16/74 - Rick Martin vs. Boston
- 2,000th Sabre goal - 12/22/77 - Rene Robert vs. Pittsburgh
- 3,000th Sabre goal - 2/1/81 - Ric Seiling vs. Winnipeg
- 4,000th Sabre goal - 2/19/84 - Bill Hajt vs. Hartford
- 5,000th Sabre goal - 11/15/87 - Doug Smith vs. Toronto
- 6,000th Sabre goal - 2/19/91 - Christian Ruutu vs. Pittsburgh

- 1,000th Sabre goal allowed - 3/2/74 - Bill Flett of Philadelphia
- 2,000th Sabre goal allowed - 11/12/78 - Bob Miller of Boston
- 3,000th Sabre goal allowed - 10/31/82 - Mark Hunter of Montreal
- 4,000th Sabre goal allowed - 3/21/86 - Uli Hiemer of New Jersey
- 5,000th Sabre goal allowed - 11/25/89 - Jeff Brown of Quebec



STEVE WEEKS

GOALTENDER

BORN: Scarborough, Ontario - June 30, 1958
HEIGHT: 5'11" **WEIGHT:** 190 **CATCHES:** Left
LAST AMATEUR CLUB: Northern Michigan Univ.

HOW ACQUIRED

Came to the Sabres in a trade on March 5, 1991 with Vancouver for cash and possible future considerations.

CAREER

Drafted by the N.Y. Rangers in the 11th round (176th overall) in 1978...Was most valuable player in the CCHA for Northern Michigan in 1979-80...Led the college team to the NCAA finals and was named to the all-tournament team...Traded to Hartford by the Rangers in August, 1984 for a third round draft choice (Shawn Clouston) in 1986...Traded to Vancouver by Hartford on March 8, 1987 for Richard Brodeur.

PLAYING RECORD

SEASON	CLUB	LEAGUE	REGULAR SEASON					PLAYOFFS				
			GP	MIN	GA	SO	AVE.	GP	MIN	GA	SO	AVE.
1975-76	Toronto	OHL	18	873	73	0	5.02	—	—	—	—	—
1976-77	N. Michigan	CCHA	16	811	58	0	4.29	—	—	—	—	—
1977-78	N. Michigan	CCHA	19	1015	56	1	3.31	—	—	—	—	—
1978-79	N. Michigan	CCHA	25	1437	82	0	3.42	—	—	—	—	—
1979-80	N. Michigan	CCHA	36	2133	105	0	2.95	—	—	—	—	—
1980-81	New Haven	AHL	36	2065	142	1	4.04	—	—	—	—	—
	N.Y. Rangers	NHL	1	60	2	0	2.00	1	14	1	0	4.29
1981-82	N.Y. Rangers	NHL	49	2852	179	1	3.77	4	127	9	0	4.25
1982-83	N.Y. Rangers	NHL	18	1040	68	0	3.92	—	—	—	—	—
	Tulsa	CHL	19	1116	60	0	3.23	—	—	—	—	—
1983-84	N.Y. Rangers	NHL	26	1361	90	0	3.97	—	—	—	—	—
	Tulsa	CHL	3	180	7	0	2.33	—	—	—	—	—
1984-85	Hartford	NHL	24	1457	93	2	3.82	—	—	—	—	—
	Binghamton	AHL	5	303	13	0	2.57	—	—	—	—	—
1985-86	Hartford	NHL	27	1544	99	1	3.85	2	169	8	0	2.84
1986-87	Hartford	NHL	25	1367	78	1	3.42	1	36	1	0	3.42
1987-88	Hartford	NHL	18	918	55	0	3.59	—	—	—	—	—
	Vancouver	NHL	9	550	31	0	3.38	—	—	—	—	—
1988-89	Vancouver	NHL	35	2056	102	0	2.98	3	140	8	0	3.43
1989-90	Vancouver	NHL	21	1142	4	0	4.15	—	—	—	—	—
1990-91	Vancouver	NHL	1	59	6	0	6.10	—	—	—	—	—
	Milwaukee	IHL	37	2014	127	—	3.78	3	210	13	—	3.71
NHL TOTALS			254	14406	882	5	3.67	12	486	27	0	3.33

SABRE FACT

The 1990-91 Sabres had 19 ties during the course of the season - the most of any NHL team since overtime was adopted by the NHL in 1983.

DAVE

BASSEGGIO

DEFENSE


BORN: Niagara Falls, Ontario - October 28, 1967
HEIGHT: 6'3" **WEIGHT:** 180 **SHOOTS:** Left
LAST AMATEUR CLUB: Yale University

HOW ACQUIRED

Fourth round draft choice (68th overall) of the Sabres in 1986.

PLAYING RECORD

SEASON	CLUB	LEAGUE	REGULAR SEASON					PLAYOFFS				
			GP	G	A	PTS	PIM	GP	G	A	PTS	PIM
1985-86	Yale	ECAC	30	7	17	24	54	—	—	—	—	—
1986-87	Yale	ECAC	29	8	17	25	52	—	—	—	—	—
1987-88	Yale	ECAC	24	4	22	26	67	—	—	—	—	—
1988-89	Yale	ECAC	28	10	23	33	41	—	—	—	—	—
1989-90	Rochester	AHL	41	3	15	18	41	—	—	—	—	—
	Indianapolis	IHL	10	1	7	8	2	10	2	4	6	15
1990-91	Rochester	AHL	35	3	13	16	32	1	0	0	0	0



IAN

BOYCE

LEFT WING


BORN: St. Laurent, Quebec - January 24, 1968
HEIGHT: 5'8" **WEIGHT:** 175 **SHOOTS:** Right
LAST AMATEUR CLUB: University of Vermont

HOW ACQUIRED

Third round choice (19th overall) of the Sabres in the supplemental draft of 1989.

PLAYING RECORD

SEASON	CLUB	LEAGUE	REGULAR SEASON					PLAYOFFS				
			GP	G	A	PTS	PIM	GP	G	A	PTS	PIM
1985-86	U. of Vermont	ECAC	30	10	11	21	21	—	—	—	—	—
1986-87	U. of Vermont	ECAC	32	8	23	31	30	—	—	—	—	—
1987-88	U. of Vermont	ECAC	33	16	22	38	10	—	—	—	—	—
1988-89	U. of Vermont	ECAC	31	15	27	42	28	—	—	—	—	—
1989-90	(Sweden)		Unavailable					—	—	—	—	—
1990-91	Rochester	AHL	12	1	2	3	2	—	—	—	—	—
	Fort Wayne	AHL	39	10	12	22	11	19	5	4	9	0



BOB

CORKUM

CENTER


BORN: Salisbury, Mass. - December 18, 1967
HEIGHT: 6'2" **WEIGHT:** 212 **SHOOTS:** Right
LAST AMATEUR CLUB: University of Maine

HOW ACQUIRED

Third round draft choice (47th overall) of the Sabres in 1986.

PLAYING RECORD

SEASON	CLUB	LEAGUE	REGULAR SEASON					PLAYOFFS				
			GP	G	A	PTS	PIM	GP	G	A	PTS	PIM
1985-86	Univ. of Maine ...	H.E.	39	7	26	33	53	—	—	—	—	—
1986-87	Univ. of Maine ...	H.E.	35	18	11	29	24	—	—	—	—	—
1987-88	Univ. of Maine ...	H.E.	40	14	18	32	64	—	—	—	—	—
1988-89	Univ. of Maine ...	H.E.	45	17	31	48	64	—	—	—	—	—
1989-90	Buffalo	NHL	8	2	0	2	4	5	1	0	1	4
	Rochester	AHL	43	8	11	19	45	12	2	5	7	16
1990-91	Rochester	AHL	69	13	21	34	147	15	4	4	8	4
NHL TOTALS			8	2	0	2	4	5	1	0	1	4
TOTALS AS A SABRE			8	2	0	2	4	5	1	0	1	4



JASON

DAWE

LEFT WING


BORN: Scarborough, Ontario - May 29, 1973
HEIGHT: 5'10" **WEIGHT:** 185 **SHOOTS:** Left
LAST AMATEUR CLUB: Peterborough Petes

HOW ACQUIRED

Second round draft choice (35th overall) of the Sabres in 1991.

PLAYING RECORD

SEASON	CLUB	LEAGUE	REGULAR SEASON					PLAYOFFS				
			GP	G	A	PTS	PIM	GP	G	A	PTS	PIM
1989-90	Peterborough	OHL	50	15	18	33	19	12	4	7	11	4
1990-91	Peterborough	OHL	66	43	27	70	43	4	3	1	4	0



TOM DRAPER

GOALTENDER

BORN: Outremont, Quebec - November 20, 1966
HEIGHT: 5'11" **WEIGHT:** 180 **CATCHES:** Left
LAST AMATEUR CLUB: Univ. of Vermont

HOW ACQUIRED

Obtained from Winnipeg on June 22, 1991 for future considerations.

PLAYING RECORD

SEASON	CLUB	LEAGUE	REGULAR SEASON					PLAYOFFS				
			GP	MIN	GA	SO	AVE.	GP	MIN	GA	SO	AVE.
1983-84	U. of Vermont	ECAC	20	1205	82	0	4.08	—	—	—	—	—
1984-85	U. of Vermont	ECAC	24	1316	90	0	4.11	—	—	—	—	—
1985-86	U. of Vermont	ECAC	29	1697	87	1	3.08	—	—	—	—	—
1986-87	U. of Vermont	ECAC	29	1662	96	2	3.47	—	—	—	—	—
1987-88	Tappara	Finl.	28	1619	87	0	3.22	—	—	—	—	—
1988-89	Winnipeg	NHL	2	120	12	0	6.00	—	—	—	—	—
	Moncton	AHL	54	2962	171	2	3.46	7	419	24	0	3.44
1989-90	Winnipeg	NHL	6	359	167	0	3.52	—	—	—	—	—
	Moncton	AHL	51	2844	167	1	3.52	—	—	—	—	—
1990-91	Moncton	AHL	30	1779	95	1	3.20	—	—	—	—	—
	Peoria	IHL	10	584	36	0	3.70	4	214	10	—	2.80
NHL TOTALS			8	479	38	0	4.75	0	0	0	0	0.00

DAN FRAWLEY

RIGHT WING



BORN: Sturgeon Falls, Ontario - June 2, 1962
HEIGHT: 6'1" **WEIGHT:** 196 **SHOOTS:** Right
LAST AMATEUR CLUB: Cornwall Royals

HOW ACQUIRED

Signed as a free agent in September, 1990


SABRE FACT

The 1985-86 Sabres are one of 12 teams in NHL history to miss the playoffs despite having a .500 of better record.



PLAYING RECORD

SEASON	CLUB	LEAGUE	REGULAR SEASON					PLAYOFFS				
			GP	G	A	PTS	PIM	GP	G	A	PTS	PIM
1979-80	Sudbury	OHA	63	21	26	47	67	8	0	1	1	2
1980-81	Cornwall	QMJHL	28	10	14	28	76	18	5	12	17	37
1981-82	Cornwall	OHL	64	27	50	77	239	5	3	8	11	19
1982-83	Springfield	AHL	80	30	27	57	107	—	—	—	—	—
1983-84	Chicago	NHL	3	0	0	0	0	—	—	—	—	—
	Springfield	AHL	69	22	34	56	137	4	0	1	1	12
1984-85	Chicago	NHL	30	4	3	7	64	1	0	0	0	0
	Milwaukee	IHL	26	11	12	23	125	—	—	—	—	—
1985-86	Pittsburgh	NHL	69	10	11	21	174	—	—	—	—	—
1986-87	Pittsburgh	NHL	78	14	14	28	218	—	—	—	—	—
1987-88	Pittsburgh	NHL	47	6	8	14	152	—	—	—	—	—
1988-89	Pittsburgh	NHL	46	3	4	7	66	—	—	—	—	—
	Muskegon	IHL	24	12	16	28	35	14	6	4	10	31
1989-90	Muskegon	IHL	82	31	47	78	165	15	9	12	21	51
1990-91	Rochester	AHL	74	15	31	46	152	14	4	7	11	34
NHL TOTALS			273	37	40	77	674	1	0	0	0	0



DARCY LOEWEN

LEFT WING

BORN: Calgary, Alberta - February 26, 1969
HEIGHT: 5'10" **WEIGHT:** 192 **SHOOTS:** Left
LAST AMATEUR CLUB: Spokane Chiefs

HOW ACQUIRED

Third round draft choice (55th overall) of the Sabres in 1988.

PLAYING RECORD

SEASON	CLUB	LEAGUE	REGULAR SEASON					PLAYOFFS				
			GP	G	A	PTS	PIM	GP	G	A	PTS	PIM
1986-87	Spokane	WHL	68	15	25	40	129	5	0	0	0	0
1987-88	Spokane	WHL	72	30	44	74	231	15	7	5	12	54
1988-89	Spokane	WHL	60	31	27	58	194	—	—	—	—	—
1989-90	Buffalo	NHL	4	0	0	0	4	—	—	—	—	—
	Rochester	AHL	50	7	11	18	193	5	1	0	1	6
1990-91	Buffalo	NHL	6	0	0	0	8	—	—	—	—	—
	Rochester	AHL	71	13	15	28	130	15	1	5	6	14
NHL TOTALS			10	0	0	0	12	0	0	0	0	0
TOTALS AS A SABRE			10	0	0	0	12	0	0	0	0	0

SABRE FACT

Birthdates for some of the members of the Sabres' hockey department;

Gerry Meehan: September 3, 1946
 Rick Dudley: January 31, 1949
 John Tortorella: June 24, 1958
 Craig Ramsay: March 17, 1951

John Muckler: April 3, 1936
 John Van Boxmeer: November 20, 1952
 Don Luce: October 2, 1948
 Don Lever: November 14, 1952

CHRIS

MARSHALL

LEFT WING

BORN: Quincy, Massachusetts - December 12, 1968**HEIGHT:** 5'10" **WEIGHT:** 170 **SHOOTS:** Left**LAST AMATEUR CLUB:** Boston College

HOW ACQUIRED

Sixth round draft choice (106th overall) of the Sabres in 1987.

PLAYING RECORD

SEASON	CLUB	LEAGUE	REGULAR SEASON					PLAYOFFS				
			GP	G	A	PTS	PIM	GP	G	A	PTS	PIM
1987-88	Michigan St.....	CCHA	29	0	2	2	27	—	—	—	—	—
1988-89	Michigan St.....	CCHA	7	0	1	1	11	—	—	—	—	—
1989-90	Boston Coll.....	H.E.	17	0	1	1	40	—	—	—	—	—
1990-91	Fort Wayne.....	IHL	1	0	0	0	0	—	—	—	—	—
	Cincinnati.....	ECHL	60	35	49	84	76	4	3	0	3	26

DON

McSWEEN

DEFENSE

BORN: Detroit, Michigan - June 9, 1964**HEIGHT:** 5'11" **WEIGHT:** 197 **SHOOTS:** Left**LAST AMATEUR CLUB:** Michigan State




HOW ACQUIRED

Eighth round draft choice (154th overall) of the Sabres in 1983.

PLAYING RECORD

SEASON	CLUB	LEAGUE	REGULAR SEASON					PLAYOFFS				
			GP	G	A	PTS	PIM	GP	G	A	PTS	PIM
1983-84	Michigan State ..	CCHA	46	10	26	36	30	—	—	—	—	—
1984-85	Michigan State ..	CCHA	44	2	23	25	50	—	—	—	—	—
1985-86	Michigan State ..	CCHA	45	9	29	38	18	—	—	—	—	—
1986-87	Michigan State ..	CCHA	45	7	23	30	34	—	—	—	—	—
1987-88	Rochester.....	AHL	63	9	29	38	108	6	0	1	1	15
	Buffalo.....	NHL	5	0	1	1	6	—	—	—	—	—
1988-89	Rochester.....	AHL	65	7	22	29	45	—	—	—	—	—
1989-90	Buffalo.....	NHL	4	0	0	0	6	—	—	—	—	—
	Rochester.....	AHL	70	16	43	59	43	17	3	10	13	12
1990-91	Rochester.....	AHL	74	7	44	51	57	15	2	5	7	8
NHL TOTALS			9	0	1	1	12	0	0	0	0	0
TOTALS AS A SABRE			9	0	1	1	12	0	0	0	0	0

84

**BRAD**

MILLER

DEFENSE

BORN: Edmonton, Alberta - July 23, 1969**HEIGHT:** 6'4" **WEIGHT:** 226 **SHOOTS:** Left**LAST AMATEUR CLUB:** Regina Pats


HOW ACQUIRED

Second round draft choice (22nd overall) of the Sabres in 1987.

PLAYING RECORD

SEASON	CLUB	LEAGUE	REGULAR SEASON					PLAYOFFS				
			GP	G	A	PTS	PIM	GP	G	A	PTS	PIM
1985-86	Regina.....	WHL	71	2	14	16	99	10	1	1	2	4
1986-87	Regina.....	WHL	67	10	38	48	154	3	0	0	0	0
1987-88	Regina.....	WHL	61	9	34	43	148	—	—	—	—	—
	Rochester.....	AHL	0	0	0	0	0	2	0	0	0	0
1988-89	Buffalo.....	NHL	7	0	0	0	6	—	—	—	—	—
	Regina.....	WHL	34	8	18	26	95	—	—	—	—	—
	Rochester.....	AHL	3	0	0	0	4	—	—	—	—	—
1989-90	Buffalo.....	NHL	1	0	0	0	0	—	—	—	—	—
	Rochester.....	AHL	60	2	10	12	273	8	1	0	1	52
1990-91	Buffalo.....	NHL	13	0	0	0	67	—	—	—	—	—
	Rochester.....	AHL	49	0	9	9	248	12	0	4	4	67
NHL TOTALS			21	0	0	0	73	0	0	0	0	0
TOTALS AS A SABRE			21	0	0	0	73	0	0	0	0	0

85

**BRAD**

RUBACHUK

CENTER

BORN: Winnipeg, Manitoba - June 11, 1970**HEIGHT:** 5'11" **WEIGHT:** 180 **SHOOTS:** Left**LAST AMATEUR CLUB:** Lethbridge Hurricanes

HOW ACQUIRED

12th round draft choice (250th overall) of the Sabres in 1990.

PLAYING RECORD

SEASON	CLUB	LEAGUE	REGULAR SEASON					PLAYOFFS				
			GP	G	A	PTS	PIM	GP	G	A	PTS	PIM
1988-89	Lethbridge.....	WHL	66	19	13	32	161	6	3	1	4	25
1989-90	Lethbridge.....	WHL	67	37	36	73	179	16	3	7	10	51
1990-91	Lethbridge.....	WHL	70	64	68	132	237	16	14	14	28	55

STEVE SMITH

DEFENSE

BORN: Trenton, Ontario - April 4, 1963
HEIGHT: 5'9" **WEIGHT:** 215 **SHOOTS:** Left
LAST AMATEUR CLUB: Sault Ste. Marie Greyhounds

HOW ACQUIRED

Acquired from Calgary in Waiver Draft on October 3, 1988.

PLAYING RECORD

SEASON	CLUB	LEAGUE	REGULAR SEASON					PLAYOFFS				
			GP	G	A	PTS	PIM	GP	G	A	PTS	PIM
1980-81	S.S. Marie	OHA	61	3	37	40	143	19	0	6	6	60
1981-82	Philadelphia	NHL	8	0	1	1	0	-	-	-	-	-
	S.S. Marie	OHL	50	7	20	27	179	12	0	2	2	23
1982-83	S.S. Marie	OHL	55	11	33	44	139	16	0	8	8	28
1983-84	Springfield	AHL	70	4	25	29	77	4	0	0	0	0
1984-85	Philadelphia	NHL	2	0	0	0	7	-	-	-	-	-
	Hershey	AHL	65	10	20	30	83	-	-	-	-	-
1985-86	Philadelphia	NHL	2	0	0	0	2	-	-	-	-	-
	Hershey	AHL	49	1	11	12	96	16	2	4	6	43
1986-87	Philadelphia	NHL	2	0	0	0	6	-	-	-	-	-
	Hershey	AHL	66	11	26	37	191	5	0	2	2	8
1987-88	Hershey	AHL	66	10	19	29	132	12	2	10	12	35
1988-89	Buffalo	NHL	3	0	0	0	0	-	-	-	-	-
	Rochester	AHL	48	2	14	16	79	-	-	-	-	-
1989-90	Rochester	AHL	42	3	15	18	107	17	0	5	5	27
1990-91	Rochester	AHL	37	2	4	6	74	5	0	0	0	4
NHL TOTALS			17	0	1	1	15	0	0	0	0	0
TOTALS AS A SABRE			3	0	0	0	0	0	0	0	0	0

SABRE FACT



Four additional players have been invited to take part in the Sabres' training camp this fall.

DENNY LAMBERT finished up his junior career with Sault Ste. Marie of the Ontario Hockey League last spring. The left winger had 28 goals and 39 assists.

CHRIS PALMER is coming off his first professional season. The center was with Utica in the American Hockey League in 1990-91, scoring 11 goals and nine assists. Palmer played three seasons of college hockey at R.I.T. in nearby Rochester before joining the Devils. He was born in Peterborough, Ontario.

ANDY PRITCHARD completed four seasons at St. Lawrence University this past spring. The right winger had 29 goals and 35 assists for the Saints. Pritchard is a native of Oakville, Ontario.

NICK VITUCCI was a goalie for Greensboro of the East Coast Hockey League last season. In 42 games, he compiled a 3.81 goals-against average with one shutout. In the playoffs, Vitucci won eight games and had a 3.15 goals-against average.



JASON WINCH

LEFT WING


BORN: Listowel, Ontario - May 23, 1971
HEIGHT: 6'1" **WEIGHT:** 216 **SHOOTS:** Left
LAST AMATEUR CLUB: Niagara Falls Thunder

HOW ACQUIRED

Ninth round draft choice (187th overall) of the Sabres in 1990.

PLAYING RECORD

SEASON	CLUB	LEAGUE	REGULAR SEASON					PLAYOFFS				
			GP	G	A	PTS	PIM	GP	G	A	PTS	PIM
1987-88	Toronto.....	OHL	64	14	25	39	14	4	1	2	3	0
1988-89	Toronto.....	OHL	66	33	50	83	8	6	3	3	6	0
1989-90	Niagara Falls.....	OHL	64	31	63	94	23	16	9	12	21	4
1990-91	Niagara Falls.....	OHL	66	40	82	122	16	14	14	12	26	6



JASON YOUNG

LEFT WING

BORN: Sudbury, Ontario - December 16, 1972
HEIGHT: 5'10" **WEIGHT:** 182 **SHOOTS:** Left
LAST AMATEUR CLUB: Sudbury Wolves

HOW ACQUIRED

Third round draft choice (57th overall) of the Sabres in 1991.

PLAYING RECORD

SEASON	CLUB	LEAGUE	REGULAR SEASON					PLAYOFFS				
			GP	G	A	PTS	PIM	GP	G	A	PTS	PIM
1989-90	Sudbury.....	OHL	62	26	47	73	64	-	-	-	-	-
1990-91	Sudbury.....	OHL	37	21	38	59	22	5	0	4	4	10

SABRE FACT

The 1979-80 Sabres allowed only 201 goals during the regular season. No NHL team has given up fewer goals since then.

ALSO DRAFTED BY THE SABRES

MARK ASTLEY - DEFENSE

SEASON	CLUB	LEAGUE	GP	G	A	PTS	PIM
1988-89	L. Superior St.	CCHA	42	3	12	15	26
1989-90	L. Superior St.	CCHA	43	7	25	32	68
1990-91	L. Superior St.	CCHA	40	16	26	42	46

Selected in 10th Round in 1989 5'11", 185 lbs.

MIKE BARKLEY - RIGHT WING

SEASON	CLUB	LEAGUE	GP	G	A	PTS	PIM
1988-89	Univ. of Maine	H.E.	41	12	16	25	16
1989-90	Univ. of Maine	H.E.	43	11	19	30	26
1990-91	Univ. of Maine	H.E.	23	6	8	14	6

Selected in 6th Round in 1989 6'0", 185 lbs.

MIKE BAVIS - RIGHT WING

SEASON	CLUB	LEAGUE	GP	G	A	PTS	PIM
1989-90	Boston Univ.	H.E.	43	2	11	13	28
1990-91	Boston Univ.	H.E.	40	5	18	23	47

Selected in 12th Round in 1989 6'0", 180 lbs.

TODD BOCJUN - GOALIE

SEASON	CLUB	LEAGUE	GP	MIN	GA	GAA
1987-88	Peterborough	OHL	42	2500	122	2.93
1988-89	Peterborough	OHL	35	2054	123	3.59
1989-90	Peterborough	OHL	41	2345	125	3.20
1990-91	Peterborough	OHL	29	1483	104	4.21

Selected in 5th Round in 1990 5'8", 151 lbs.

JOHN BRADLEY - GOALIE

SEASON	CLUB	LEAGUE	GP	MIN	GA	GAA
1987-88	Boston Univ.	H.E.	9	528	40	4.53
1988-89	Boston Univ.	H.E.	11	584	53	5.45
1989-90	Boston Univ.	H.E.	7	377	20	3.18
1990-91	Boston Univ.	H.E.	20	1177	62	3.16

Selected in 4th Round in 1987 6'0", 165 lbs.

KEITH CARNEY - DEFENSE

SEASON	CLUB	LEAGUE	GP	G	A	PTS	PIM
1988-89	Univ. of Maine	H.E.	40	4	22	26	24
1989-90	Univ. of Maine	H.E.	41	3	41	44	48
1990-91	Univ. of Maine	H.E.	40	7	49	56	38

Selected in 4th Round in 1988 6'1", 199 lbs.

DAVID DI VITA - DEFENSE

SEASON	CLUB	LEAGUE	GP	G	A	PTS	PIM
1987-88	L. Superior St.	CCHA	26	1	0	1	20
1988-89	L. Superior St.	CCHA	25	1	4	5	28
1989-90	L. Superior St.	CCHA	46	4	12	16	48
1990-91	L. Superior St.	CCHA	36	2	4	6	56

Selected in 6th Round in 1988 6'2", 205 lbs.

JIRI DUDACEK - RIGHT WING

SEASON	CLUB	LEAGUE	GP	G	A	PTS	PIM
1989-90	Kladno	Czech.	53	11	17	28	—
1990-91	Kladno	Czech.	43	11	14	25	28

Selected in 1st Round in 1981 5'9", 168 lbs.

PAUL FLANAGAN - DEFENSE

SEASON	CLUB	LEAGUE	GP	G	A	PTS	PIM
1988-89	Northeastern	H.E.	25	1	4	5	24
1989-90	Northeastern	H.E.	30	1	1	2	32
1990-91	Northeastern	H.E.	34	1	7	8	58

Selected in 7th Round in 1987 6'2", 205 lbs.

ALSO DRAFTED BY THE SABRES

VIKTOR GORDIJUK - RIGHT WING

SEASON	CLUB	LEAGUE	GP	G	A	PTS	PIM
1989-90	Krylja Sivetov	USSR	—	11	4	15	—
1990-91	Soviet Wings	USSR	46	12	10	22	22

Selected in 7th Round in 1990 5'10", 176 lbs.

TODD HENDERSON - GOALIE

SEASON	CLUB	LEAGUE	GP	MIN	GA	GAA
1990-91	U. of Alaska/Fair	—	20	—	—	3.85

Selected in 11th Round in 1989 6'1", 155 lbs.

DOUG MACDONALD - LEFT WING

SEASON	CLUB	LEAGUE	GP	G	A	PTS	PIM
1988-89	U. of Wisconsin	WCHA	44	23	25	48	50
1989-90	U. of Wisconsin	WCHA	42	16	33	49	48
1990-91	U. of Wisconsin	WCHA	25	16	22	38	46

Selected in 4th Round in 1989 6'10", 192 lbs.

BRIAN MCCARTHY - CENTER

SEASON	CLUB	LEAGUE	GP	G	A	PTS	PIM
1990-91	Providence	H.E.	33	7	6	13	33

Selected in 4th Round in 1990 6'2", 190 lbs.

SHANE MCFARLAND - CENTER

SEASON	CLUB	LEAGUE	GP	G	A	PTS	PIM
1987-88	North Dakota	WCHA	27	0	1	1	8
1988-89	North Dakota	WCHA	30	1	4	5	8
1989-90	North Dakota	WCHA	23	3	2	5	10
1990-91	North Dakota	WCHA	1	0	0	0	2

Selected in 3rd Round (Supplemental) in 1990 5'10", 165 lbs.

MIKE MCGLAUGHLIN - LEFT WING

SEASON	CLUB	LEAGUE	GP	G	A	PTS	PIM
1988-89	U. of Vermont	ECAC	32	5	6	11	12
1989-90	U. of Vermont	ECAC	29	11	12	23	37
1990-91	U. of Vermont	ECAC	32	12	14	26	34

Selected in 6th Round in 1988 6'1", 175 lbs.

SYLVAIN NAUD - RIGHT WING

SEASON	CLUB	LEAGUE	GP	G	A	PTS	PIM
1987-88	Laval	QHL	63	9	18	27	65
1988-89	Laval	QHL	69	28	40	68	143
1989-90	Laval	QHL	69	55	40	95	90
1990-91	Laval	QHL	65	29	55	84	123

Selected in 10th Round in 1990 5'10", 188 lbs.

TOM NIEMAN - RIGHT WING

SEASON	CLUB	LEAGUE	GP	G	A	PTS	PIM
1988-89	Dartmouth	ECAC	26	7	11	18	38
1989-90	Dartmouth	ECAC	26	6	3	9	16
1990-91	Dartmouth	ECAC	25	2	5	7	27

Selected in 11th Round in 1988 6'0", 183 lbs.

BRAD PASCALL - DEFENSE

SEASON	CLUB	LEAGUE	GP	G	A	PTS	PIM
1988-89	North Dakota	WCHA	3	0	0	0	0
1989-90	North Dakota	WCHA	45	1	9	10	98
1990-91	North Dakota	WCHA	38	1	5	6	81

Selected in 5th Round in 1990 6'2", 192 lbs.

ALSO DRAFTED BY THE SABRES

DAVID PERGOLA - RIGHT WING

SEASON	CLUB	LEAGUE	GP	G	A	PTS	PIM
1987-88	Boston College	H.E.	33	5	7	12	22
1988-89	Boston College	H.E.	39	12	9	21	16
1989-90	Boston College	H.E.	39	6	4	10	22
1990-91	Boston College	H.E.	35	8	12	20	24

Selected in 5th Round in 1987 6'1", 185 lbs.

DEREK PLANTE - CENTER

SEASON	CLUB	LEAGUE	GP	G	A	PTS	PIM
1989-90	U. of Minn-Dul	WCHA	28	10	11	21	12
1990-91	U. of Minn-Dul	WCHA	36	23	20	43	6

Selected in 8th Round in 1989 5'11", 160 lbs.

BILL PYE - GOALIE

SEASON	CLUB	LEAGUE	GP	MIN	GA	GAA
1987-88	North. Mich.	WCHA	13	654	49	4.49
1988-89	North. Mich.	WCHA	43	2533	133	3.15
1989-90	North. Mich.	WCHA	36	2035	149	4.39
1990-91	North. Mich.	WCHA	39	2300	109	2.84

Selected in 6th Round in 1989 5'9", 171 lbs.

TIM ROBERTS - CENTER

SEASON	CLUB	LEAGUE	GP	G	A	PTS	PIM
1987-88	R.P.I.	ECAC	28	5	9	14	40
1988-89	R.P.I.	ECAC	27	4	11	15	50
1989-90	R.P.I.	ECAC	26	2	10	12	31
1990-91	R.P.I.	ECAC	32	5	19	24	57

Selected in the 8th Round in 1987 6'2", 180 lbs.

LARRY ROONEY - DEFENSE

SEASON	CLUB	LEAGUE	GP	G	A	PTS	PIM
1987-88	Providence	H.E.	33	1	9	10	34
1988-89	Providence	H.E.	10	0	4	4	18
1989-90	Providence	H.E.	33	7	12	19	24
1990-91	Providence	H.E.	35	8	18	26	24

Selected in the 5th Round in 1986 6'0", 180 lbs.

DANIEL RUOHO - DEFENSE

SEASON	CLUB	LEAGUE	GP	G	A	PTS	PIM
1989-90	North. Mich.	WCHA	18	2	4	6	26
1990-91	North. Mich.	WCHA	6	0	1	1	9

Selected in the 8th Round in 1988 6'3", 220 lbs.

SCOTT THOMAS - RIGHT WING

SEASON	CLUB	LEAGUE	GP	G	A	PTS	PIM
1989-90	Clarkson	ECAC	34	19	13	32	95
1990-91	Clarkson	ECAC	40	28	14	42	89

Selected in 3rd Round in 1989 6'2", 195 lbs.

BOB WALLWORK - RIGHT WING

SEASON	CLUB	LEAGUE	GP	G	A	PTS	PIM
1987-88	Miami (Ohio)	CCHA	36	6	24	30	59
1988-89	Miami (Ohio)	CCHA	19	1	8	9	30
1989-90	Miami (Ohio)	CCHA	40	12	30	42	60
1990-91	Miami (Ohio)	CCHA	20	3	7	10	30
	Cincinnati	ECHL	18	7	11	18	18

Selected in 12th Round in 1988 5'11", 180 lbs.

1991 ENTRY DRAFT SELECTIONS

ROUND ONE - 13TH CHOICE OVERALL

PHILIPPE BOUCHER				DEFENSE			
Granby Bisons (QHL) 6'2" 189							
SEASON	G	A	PTS				
1990-91	21	46	67				

ROUND SEVEN - 145TH CHOICE OVERALL

CHRIS SNELL				DEFENSE			
Ottawa 67's 5'10" 198							
SEASON	G	A	PTS				
1988-89	11	48	59				
1989-90	18	62	80				
1990-91	23	59	82				

ROUND TWO - 35TH CHOICE OVERALL

JASON DAVE				LEFT WING			
Peterborough Petes (OHL) 5'10" 189							
SEASON	G	A	PTS				
1989-90	15	18	33				
1990-91	43	27	70				

ROUND EIGHT - 162TH CHOICE OVERALL

JIRI KUNTOS				DEFENSE			
Jihlava (Czech.) 5'11" 187							
SEASON	G	A	PTS				
1990-91	2	1	3				

ROUND THREE - 57TH CHOICE OVERALL

JASON YOUNG				LEFT WING			
Sudbury Wolves (OHL) 5'10" 182							
SEASON	G	A	PTS				
1989-90	26	47	73				
1990-91	21	38	59				

ROUND NINE - 189TH CHOICE OVERALL

TONY JOB				LEFT WING			
Sault Ste. Marie Greyhounds 5'11" 202							
SEASON	G	A	PTS				
1989-90	23	35	58				
1990-91	38	35	73				

ROUND FOUR - 72ND CHOICE OVERALL

PETER AMBROZIAK				LEFT WING			
Ottawa 67's 6'0" 191							
SEASON	G	A	PTS				
1988-89	8	15	23				
1989-90	13	19	32				
1990-91	30	32	62				

ROUND TEN - 211TH CHOICE OVERALL

SPENCER MEANY - RIGHT WING							
St. Lawrence Univ. 6'0" 200							
SEASON	G	A	PTS				
1990-91	6	11	17				

ROUND FIVE - 101ST CHOICE OVERALL

STEVE SHIELDS				GOALIE			
Univ. of Michigan 6'3" 210							
SEASON	GP	GA	GAA				
1990-91	37	106	3.24				

ROUND ELEVEN - 233RD CHOICE OVERALL

MIHAIL VOLKOV				RIGHT WING			
Krylja (U.S.S.R.) 5'10" 174							
SEASON	G	A	PTS				
1990-91	8	14	22				

ROUND SIX - 123RD CHOICE OVERALL

SEAN O'DONNELL				DEFENSE			
Sudbury Wolves 6'2" 214							
SEASON	G	A	PTS				
1988-89	1	9	10				
1989-90	7	19	26				
1990-91	8	23	31				

ROUND TWELVE - 255TH CHOICE OVERALL

MIKE SMITH				DEFENSE			
Lake Superior St. Univ. 6'0" 180							
SEASON	G	A	PTS				
1990-91	5	29	34				

SUPPLEMENTAL DRAFT - ROUND 3

JAMIE STEER				RIGHT WING			
Michigan Tech. Univ. 5'11" 178							
SEASON	G	A	PTS				
1988-89	13	16	29				
1989-90	21	21	42				
1990-91	14	14	28				


ROUND SIX - 124TH CHOICE OVERALL

BRIAN HOLZINGER				CENTER			
Detroit Red Wings Jr. A 5'11" 180							
SEASON	G	A	PTS				
1990-91	45	41	86				

THE VOICE OF THE SABRES



WGR NEWS
RADIO **55**



**STATISTICS &
RECORDS**

SABRES' 1990-91 REGULAR SEASON SCORES

NO.	DATE	H/A	OPP.	SCORE	WLT	REC.	GOALIE	ATT.	GOALS BY UNI. NO.
1	10/4	H	MTL	3-3	T	0-0-1	Puppa	16,325	25,89,10
2	10/6	A	MTL	5-6	L	0-1-1	Puppa	17,231	4,22,25,21,33
3	10/10	A	HFD	3-4	L	0-2-1	Puppa	10,495	21,89,22
4	10/12	H	QUE	2-4	L	0-3-1	Malarchuk	14,958	21,16
5	10/13	A	QUE	4-4	T	0-3-2	Puppa	13,715	77(2),25,4
6	10/17	H	MTL	3-4	L	0-4-2	Puppa	16,135	25,77(2)
7	10/19	H	PIT	4-4	T	0-4-3	Puppa	15,924	22(2),7,17
8	10/20	A	NYI	3-1	W	1-4-3	Malarchuk	11,275	33,22,28
9	10/25	A	NJ	1-5	L	1-5-3	Malarchuk	9,980	22
10	10/27	A	TOR	3-1	W	2-5-3	Puppa	16,382	8,77,10
11	10/28	H	HFD	5-0	W	3-5-3	Malarchuk	15,310	77(3),89,33
12	10/31	H	BOS	3-3	T	3-5-4	Malarchuk	14,668	89,42,22
13	11/3	A	BOS	4-1	W	4-5-4	Puppa	14,448	33(2),89,77
14	11/4	H	CGY	2-1	W	5-5-4	Malarchuk	15,034	32,18
15	11/7	A	NYR	2-6	L	5-6-4	Puppa	14,944	25,77
16	11/9	H	VAN	7-1	W	6-6-4	Malarchuk	16,325	26,28(2),42,25(2),8
17	11/10	A	WSH	4-2	W	7-6-4	Malarchuk	16,611	33,4,77,42
18	11/14	A	LA	2-4	L	7-7-4	Malarchuk, Puppa	16,005	10,28
19	11/16	A	EDM	2-4	L	7-8-4	Puppa	16,563	10,42
20	11/17	A	CGY	3-3	T	7-8-5	Malarchuk	20,132	25,4,42
21	11/21	H	NYR	5-5	T	7-8-6	Malarchuk	15,512	42(2),25(2),89
22	11/23	H	EDM	3-2	W	8-8-6	Malarchuk	16,325	32,17,33
23	11/26	A	NYR	0-5	L	8-9-6	Malarchuk	14,940	—
24	11/28	A	MTL	2-1	W	9-9-6	Malarchuk	16,322	25,42
25	12/1	A	QUE	2-4	L	9-10-6	Malarchuk	13,324	21,20
26	12/2	H	DET	3-3	T	9-10-7	Malarchuk	15,150	10,89,25
27	12/6	A	PHI	4-3	W	10-10-7	Malarchuk, Wakaluk	17,266	25,17,18,22
28	12/7	H	HFD	3-4	L	10-11-7	Malarchuk	15,669	20,24,10
29	12/9	H	BOS	2-3	L	10-12-7	Malarchuk	16,044	22,18
30	12/11	A	DET	3-8	L	10-13-7	Malarchuk, Wakaluk	19,275	89,22,17
31	12/14	H	PIT	3-4	L	10-14-7	Puppa, Malarchuk	15,138	18,9,25
32	12/16	H	STL	3-5	L	10-15-7	Malarchuk	15,390	5,77,10
33	12/18	A	HFD	4-3	W	11-15-7	Puppa	10,787	4,22(2),25
34	12/20	A	BOS	1-4	L	11-16-7	Puppa	14,125	5
35	12/23	H	QUE	10-3	W	12-16-7	Puppa	14,404	21(2),77(2),4,33,10,22,8,5
36	12/26	H	BOS	3-3	T	12-16-8	Malarchuk	16,325	20,42,33
37	12/28	H	CHI	5-0	W	13-16-8	Puppa	16,325	22,21,42,20,33
38	12/29	A	NJ	4-4	T	13-16-9	Malarchuk	13,853	20,10(2),21
39	12/31	H	PHI	5-2	W	14-16-9	Puppa	16,325	89(2),10,3,77
40	1/2	H	NYI	5-4	W	15-16-9	Puppa	16,017	77(2),25(2),89
41	1/4	H	WPG	4-1	W	16-16-9	Malarchuk	16,325	10,21,22,89
42	1/8	A	VAN	3-3	T	16-16-10	Puppa	14,896	32,77(2)
43	1/10	A	LA	2-5	L	16-17-10	Malarchuk, Puppa	16,005	22,10
44	1/12	A	MIN	5-3	W	17-17-10	Puppa	7,045	10,4,8,89,42
45	1/14	A	TOR	9-3	W	18-17-10	Puppa	16,123	20,22,77(2),15,18,89(2),32

NO.	DATE	H/A	OPP.	SCORE	WLT	REC.	GOALIE	ATT.	GOALS BY UNI. NO.
46	1/16	H	DET	5-3	W	19-17-10	Puppa	14,783	89(2),20,10,22
47	1/22	H	BOS	6-4	W	20-17-10	Puppa	15,417	20,10(2),21,18,26
48	1/24	A	CHI	5-4	W	21-17-10	Wakaluk	17,587	4,33,10,77,5
49	1/26	A	MTL	1-4	L	21-18-10	Puppa	16,985	25
50	1/27	H	CGY	4-5	L	21-19-10	Puppa	15,635	77,26,89(2)
51	1/29	A	STL	3-8	L	21-20-10	Wakaluk, Littman	15,825	77,8,18
52	1/31	H	QUE	1-4	L	21-21-10	Wakaluk	14,814	22
53	2/3	H	EDM	2-3	L	21-22-10	Puppa	15,489	10,89
54	2/6	H	STL	4-5	L	21-23-10	Puppa	15,354	33,25,77,10
55	2/8	H	LA	4-4	T	21-23-11	Puppa	16,325	89,25,21,3
56	2/10	A	WPG	2-0	W	22-23-11	Puppa	14,221	18,42
57	2/12	A	QUE	4-4	T	22-23-12	Puppa	13,196	25,77,22,33
58	2/13	H	MIN	6-6	T	22-23-13	Puppa, Wakaluk	15,017	42(2),22,12,10,21
59	2/15	H	MTL	2-2	T	22-23-14	Wakaluk	16,325	21,16
60	2/17	H	TOR	0-3	L	22-24-14	Wakaluk	16,325	—
61	2/19	A	PIT	3-6	L	22-25-14	Puppa, Wakaluk	16,164	21,25,33
62	2/23	A	HFD	5-4	W	23-25-14	Malarchuk	14,683	5,25(2),22,12
63	2/24	H	HFD	5-5	T	23-25-15	Malarchuk	15,011	25(2),16,89,4,10
64	2/26	A	NYI	1-1	T	23-25-16	Malarchuk	10,971	10
65	2/28	A	QUE	5-1	W	24-25-16	Malarchuk	15,060	3,25,77,33(2)
66	3/2	A	BOS	7-4	W	25-25-16	Malarchuk	14,448	5,22,89,77,32,42,16
67	3/6	H	NJ	3-3	T	25-25-17	Malarchuk	15,300	41(2),89
68	3/8	H	CHI	3-5	L	25-26-17	Malarchuk, Wakaluk	16,325	10,32,25
69	3/10	H	VAN	5-7	L	25-27-17	Malarchuk	15,721	10,77,3,16,25
70	3/12	A	MIN	2-5	L	25-28-17	Wakaluk	8,546	77,25
71	3/13	A	WPG	6-2	W	26-28-17	Malarchuk	12,475	10(3),25,20,21
72	3/16	A	MTL	4-6	L	26-29-17	Malarchuk, Wakaluk	17,468	3,10,33,77
73	3/17	H	HFD	6-1	W	27-29-17	Wakaluk	15,778	41,25,16(2),3,10
74	3/20	H	MTL	3-2	W	28-29-17	Wakaluk	15,862	4,89,25
75	3/23	A	BOS	3-6	L	28-30-17	Wakaluk, Puppa	14,448	32,33,22
76	3/24	H	PHI	6-2	W	29-30-17	Puppa	16,325	89(2),25,26,32,18
77	3/26	A	WSH	4-2	W	30-30-17	Puppa	16,191	25(2),19,3
78	3/28	H	QUE	4-4	T	30-30-18	Puppa	15,324	10,77,16,22
79	3/30	A	HFD	5-5	T	30-30-19	Malarchuk	13,032	7,3,21,4(2)
80	3/31	H	WSH	5-2	W	31-30-19	Puppa	15,413	89(3),33,10

BUFFALO SABRES' 1991 PLAYOFF GAMES

NO.	DATE	H/A	OPP.	SCORE	W/L	REC.	GOALIE	ATT.	GOALS BY UNI. NO.
1	4/3	A	MTL	5-7	L	0-1	Puppa, Wakaluk	16,343	33,3,77,22,7
2	4/5	A	MTL	4-5	L	0-2	Puppa, Wakaluk	16,811	4,77,10,16
3	4/7	H	MTL	5-4	W	1-2	Malarchuk	14,609	19,21,33,3,5
4	4/9	H	MTL	6-4	W	2-2	Malarchuk	14,076	33,25,77,19,32,10
5	4/11	A	MTL	3-4	L	2-3	Malarchuk	16,985	15,3,25
6	4/13	H	MTL	1-5	L	2-4	Malarchuk	16,325	18

SABRES' RECORD BY YEAR

YEAR	GP	W	L	T	GF	GA	PTS
1970-71	78	24	39	15	217	291	63
1971-72	78	16	43	19	203	289	51
1972-73	78	37	27	14	257	219	88
1973-74	78	32	34	12	242	250	76
1974-75	80	49	16	15	354	240	113
1975-76	80	46	21	13	339	240	105
1976-77	80	48	24	8	301	220	104
1977-78	80	44	19	17	288	215	105
1978-79	80	36	28	16	280	263	88
1979-80	80	47	17	16	318	201	110
1980-81	80	39	20	21	327	250	99
1981-82	80	39	26	15	307	273	93
1982-83	80	38	29	13	318	285	89
1983-84	80	48	25	7	315	257	103
1984-85	80	38	28	14	290	237	90
1985-86	80	37	37	6	296	291	80
1986-87	80	28	44	8	280	308	64
1987-88	80	37	32	11	283	305	85
1988-89	80	38	35	7	291	299	83
1989-90	80	45	27	8	286	248	98
1990-91	80	31	30	19	292	278	81
TOTALS	1672	797	601	274	6084	5459	1868

1990-91 NHL STANDINGS

CLARENCE CAMPBELL CONFERENCE

NORRIS DIVISION

	GP	W	L	T	GF	GA	PTS	PCTG
Chicago Blackhawks	80	49	23	8	284	211	106	.663
St. Louis Blues	80	47	22	11	310	250	105	.656
Detroit Red Wings	80	34	38	8	273	298	76	.475
Minnesota North Stars	80	27	39	14	256	266	68	.425
Toronto Maple Leafs	80	23	46	11	241	318	57	.356

SMYTHE DIVISION

	GP	W	L	T	GF	GA	PTS	PCTG
Los Angeles Kings	80	46	24	10	340	254	102	.638
Calgary Flames	80	46	26	8	344	263	100	.625
Edmonton Oilers	80	37	37	6	272	272	80	.500
Vancouver Canucks	80	28	43	9	243	315	65	.406
Winnipeg Jets	80	26	43	11	260	288	63	.394

PRINCE OF WALES CONFERENCE

ADAMS DIVISION

	GP	W	L	T	GF	GA	PTS	PCTG
Boston Bruins	80	44	24	12	299	264	100	.625
Montreal Canadiens	80	39	30	11	273	249	89	.556
Buffalo Sabres	80	31	30	19	292	278	81	.506
Hartford Whalers	80	31	38	11	238	276	73	.456
Quebec Nordiques	80	16	50	14	236	354	46	.288

PATRICK DIVISION

	GP	W	L	T	GF	GA	PTS	PCTG
Pittsburgh Penguins	80	41	33	6	342	305	88	.550
New York Rangers	80	36	31	13	297	265	85	.531
Washington Capitals	80	37	36	7	258	258	81	.506
New Jersey Devils	80	32	33	15	272	264	79	.494
Philadelphia Flyers	80	33	37	10	252	267	76	.475
New York Islanders	80	25	45	10	223	290	60	.375

SCORING LEADERS

	GP	G	A	PTS
Wayne Gretzky, LA	78	41	122	163
Brett Hull, StL	78	86	45	131
Adam Oates, StL	61	25	90	115
Mark Recchi, Pit	78	40	73	113
John Cullen, Pit-Hfd	78	39	71	110

GOALS AGAINST AVE.

	GP	GA	AVG.
Ed Belfour, Chi	74	170	2.47
Don Beaupre, Min	45	113	2.64
Patrick Roy, Mtl	48	128	2.71
Andy Moog, Bos	51	136	2.87
Pete Peeters, Phi	26	61	2.88

OTHER NHL LEADERS:

GOALS:

Brett Hull, St. Louis - 86

ASSISTS:

Wayne Gretzky, Los Angeles - 122

POINTS BY A DEFENSEMAN:

Al MacInnis, Calgary - 103

POWER PLAY GOALS:

Brett Hull, St. Louis - 29

SHORT-HANDED GOALS:

Dave Reid, Toronto - 8

GAME-WINNING GOALS:

Brett Hull, St. Louis - 11

GAME-TYING GOALS:

Four including Dave Andreychuk tied at three

SHOTS:

Brett Hull, St. Louis - 389

FIRST GOALS:

Brett Hull, St. Louis - 19

SHOOTING PERCENTAGE:

Sergei Makarov, Calgary - 32.3

PLUS/MINUS:

Marly McSorley, Los Angeles and Theo Fleury, Calgary - +48

POINTS BY A ROOKIE:

Sergei Federov, Detroit - 79

WINS BY A GOALIE:

Ed Belfour, Chicago - 43

SAVE PERCENTAGE:

Ed Belfour, Chicago - .910

SHUTOUTS:

Don Beaupre, Washington - 5

1990-91 NHL AWARD WINNERS

HART MEMORIAL TROPHY:

Brett Hull, St. Louis

JAMES NORRIS MEMORIAL TROPHY:

Ray Bourque, Boston

CALDER MEMORIAL TROPHY:

Ed Belfour, Chicago

FRANK SELKE TROPHY:

Dirk Graham, Chicago

LADY BYNG MEMORIAL TROPHY:

Wayne Gretzky, Los Angeles

VEZINA TROPHY:

Ed Belfour, Chicago

JACK ADAMS AWARD:

Brian Sutter, St. Louis

KING CLANCY AWARD:

Dave Taylor, Los Angeles

CONN SMYTHE TROPHY:

Mario Lemieux, Pittsburgh

ART ROSS TROPHY:

Wayne Gretzky, Los Angeles

WILLIAM JENNINGS TROPHY:

Ed Belfour, Chicago

BILL MASTERTON TROPHY:

Dave Taylor, Los Angeles

BUFFALO SABRES

1990-91 REGULAR SEASON SCORING

NO.	PLAYER	GP	G	A	PTS	+/-	PIM	PP	SH	GW	GT	SHOTS	PCTG
10	Dale Hawerchuk	80	31	58	89	2	32	12	0	1	1	194	16.0
77	Pierre Turgeon	78	32	47	79	14	26	13	2	3	0	174	18.4
25	Dave Andreychuk	80	36	33	69	11	32	13	0	4	3	234	15.4
89	Alexander Mogilny	62	30	34	64	14	16	3	3	5	0	201	14.9
22	Rick Vaive	71	25	27	52	11	74	9	0	3	1	155	16.1
21	Christian Ruutu	77	16	34	50	6-	96	2	3	1	1	155	10.3
33	Benoit Hogue	76	19	28	47	8-	74	1	0	2	2	134	14.2
4	Uwe Krupp	74	12	32	44	14	66	6	0	0	2	138	8.7
3	Grant Ledyard	60	8	23	31	13	46	2	1	1	1	118	6.8
8	Doug Bodger	58	5	23	28	8-	54	2	0	0	0	139	3.6
19	Tony Tanti	46	6	12	18	1	44	3	0	0	0	74	8.1
	(Buf)	10	1	7	8	2	6	0	0	0	0	19	5.3
	(Total)	56	7	19	26	3	50	3	0	0	0	93	7.5
18	Dave Snuggerud	80	9	15	24	13-	32	0	4	2	0	128	7.0
42	Mikko Makela	60	15	7	22	2-	25	2	2	1	1	62	24.2
12	Greg Paslawski	43	9	10	19	6-	10	1	0	1	0	66	13.6
	(Wpg)	12	2	1	3	0	4	0	0	1	0	9	22.2
	(Buf)	55	11	11	22	6-	14	1	0	2	0	75	14.7
	(Total)	71	6	14	20	14	46	0	0	1	0	87	6.9
5	Mike Ramsey	66	8	8	16	11-	348	0	0	1	0	54	14.8
32	Rob Ray	34	8	6	14	11-	12	1	0	0	1	56	14.3
16	* Darrin Shannon	64	4	8	12	5	119	0	0	2	0	46	8.7
26	Dean Kennedy	60	9	2	11	10-	204	2	0	1	0	65	13.8
20	Mike Hartman	31	4	5	9	4	42	0	0	0	1	27	14.8
17	# Mike Foligno	16	1	1	2	2-	30	0	0	0	0	7	14.3
15	Lou Franceschetti	35	1	8	9	2	26	0	0	1	0	20	5.0
	(Tor)	51	2	9	11	0	56	0	0	1	0	27	7.4
	(Buf)	15	3	6	9	2	13	2	0	0	0	26	11.5
	(Total)	21	1	8	9	9	20	1	0	0	0	42	2.4
41	* Ken Sutton	8	4	3	7	1-	4	2	0	1	0	17	23.5
7	* Kevin Haller	18	1	3	4	0	4	0	0	0	0	16	6.3
28	* Donald Audette	37	0	4	4	0	19	0	0	0	0	0	.0
7	# John Tucker	38	0	4	4	0	6	0	0	0	0	0	.0
30	Clint Malarchuk	39	1	2	3	20-	35	0	0	0	0	26	3.8
31	Daren Puppia	43	1	2	3	18-	86	0	0	0	0	36	2.8
9	* Greg Brown	7	0	2	2	2-	4	0	0	0	0	7	.0
24	Jay Wells	11	0	2	2	5-	8	0	0	0	0	10	.0
37	Bill Houlder	3	0	1	1	2-	0	0	0	0	0	2	.0
23	Jiri Sejba	4	0	0	0	2-	7	0	0	0	0	0	.0
38	* Joel Savage	17	0	1	1	3-	43	0	0	0	0	7	.0
39	Brian Curran	21	0	1	1	5-	50	0	0	0	0	7	.0
	(Tor)	1	0	0	0	0	0	0	0	0	0	0	.0
	(Buf)	6	0	0	0	4-	8	0	0	0	0	2	.0
	(Total)	13	0	0	0	1-	67	0	0	0	0	4	.0
34	* Dave Littman	16	0	0	0	0	2	0	0	0	0	0	.0
36	* Darcy Loewen	6	0	0	0	4-	8	0	0	0	0	2	.0
44	* Brad Miller	13	0	0	0	1-	67	0	0	0	0	4	.0
35	* Darcy Wakaluk	16	0	0	0	0	2	0	0	0	0	0	.0
NO.	GOALTENDER	GPI	MIN	AVG	W	L	T	EN	SO	GA	SA	SPCTG	
35	* Darcy Wakaluk	16	630	3.33	4	5	3	2	0	35	292	.880	
30	Clint Malarchuk	37	2131	3.35	12	14	10	1	1	119	1090	.891	
31	Daren Puppia	38	2092	3.38	15	11	6	0	2	118	1029	.885	
34	* Dave Littman	1	36	5.00	0	0	0	0	0	3	18	.833	
TEAM TOTALS		80	4902	3.40	31	30	19	3	3	278	2432	.886	

* - Rookie

- Traded During Season

1990-91 REGULAR SEASON

SABRES' HOME AND ROAD SCORING

NO - PLAYER	GP	HOME G	A	PT.	GP	ROAD G	A	PT.	GP	TOTAL G	A	PTS.
3 - Grant Ledyard	31	4	16	20	29	4	7	11	60	8	23	31
4 - Uwe Krupp	37	3	17	20	37	9	15	24	74	12	32	44
5 - Mike Ramsey	35	2	5	7	36	4	9	13	71	6	14	20
7 - John Tucker	6	1	2	3	12	0	1	1	18	1	3	4
7 - Kevin Haller	10	0	3	3	11	1	5	6	21	1	8	9
8 - Doug Bodger	28	2	12	14	30	3	11	14	58	5	23	28
9 - Greg Brown	18	1	2	3	21	0	0	0	39	1	2	3
10 - Dale Hawerchuk	40	18	29	47	40	13	29	42	80	31	58	89
12 - Greg Paslawski	7	1	1	2	5	1	0	1	12	2	1	3
15 - Lou Franceschetti	19	0	3	3	16	1	5	6	35	1	8	9
16 - Darrin Shannon	17	7	1	8	17	1	5	6	34	8	6	14
17 - Mike Foligno	14	2	4	6	17	2	1	3	31	4	5	9
18 - Dave Snuggerud	40	5	10	15	40	4	5	9	80	9	15	24
19 - Tony Tanti	7	0	3	3	3	1	4	5	10	1	7	8
20 - Mike Hartman	30	5	1	6	30	4	1	5	60	9	2	11
21 - Christian Ruutu	38	9	16	25	39	7	18	25	77	16	34	50
22 - Rick Vaive	37	11	16	27	34	14	11	25	71	25	27	52
23 - Jiri Sejba	6	0	2	2	5	0	0	0	11	0	2	2
24 - Jay Wells	23	1	1	2	20	0	1	1	43	1	2	3
25 - Dave Andreychuk	40	19	17	36	40	17	16	33	80	36	33	69
26 - Dean Kennedy	31	4	6	10	33	0	2	2	64	4	8	12
28 - Donald Audette	2	2	1	3	6	2	2	4	8	4	3	7
32 - Rob Ray	33	4	2	6	33	4	6	10	66	8	8	16
33 - Benoit Hogue	38	7	16	23	38	12	12	24	76	19	28	47
36 - Darcy Loewen	4	0	0	0	2	0	0	0	6	0	0	0
37 - Bill Houlder	4	0	1	1	3	0	1	1	7	0	2	2
38 - Joel Savage	2	0	1	1	1	0	0	0	3	0	1	1
39 - Brian Curran	10	0	1	1	7	0	0	0	17	0	1	1
41 - Ken Sutton	8	3	3	6	7	0	3	3	15	3	6	9
42 - Mikko Makela	29	8	3	11	31	7	4	11	60	15	7	22
44 - Brad Miller	5	0	0	0	8	0	0	0	13	0	0	0
77 - Pierre Turgeon	39	15	26	41	39	17	21	38	78	32	47	79
89 - Alexander Mogilny	32	23	16	39	30	7	18	25	62	30	34	64
NO - GOALIE	GP	HOME MIN	GA	GAA	GP	ROAD MIN	GA	GAA	GP	OVERALL MIN	GA	GAA
30 - Clint Malarchuk	18	1062	55	3.11	19	1069	64	3.59	37	2131	119	3.35
31 - Daren Puppia	18	985	58	3.53	20	1107	60	3.25	38	2092	118	3.38
34 - David Littman	0	0	0	0.00	1	36	3	5.00	1	36	3	5.00
35 - Darcy Wakaluk	8	409	15	2.20	8	221	20	5.43	16	630	35	3.33

SABRE FACT

The Sabres' Ticketmaster Hotline Update works 24 hours a day and contains the latest information on the team, coming events and ticket availability. The number is (716) 856-7300 for touchtone phones, (716) 856-4887 for rotary phones.

SABRES' SCORING BY HALVES OF SEASON

NAME	1ST HALF 90-91 SEASON				2ND HALF 90-91 SEASON				TOTALS			
	GP	G	A	PTS.	GP	G	A	PTS.	GP	G	A	PTS.
Dale Hawerchuk	40	11	26	37	40	20	32	52	80	31	58	89
Pierre Turgeon	38	17	19	36	40	15	28	43	78	32	47	79
Dave Andreychuk	40	17	14	31	40	19	19	38	80	36	33	69
Alexander Mogilny	33	11	15	26	29	19	19	38	62	30	34	64
Rick Vaive	34	14	16	30	37	11	11	22	71	25	27	52
Christian Ruutu	40	8	13	21	37	8	21	29	77	16	34	50
Benoit Hogue	38	10	17	27	38	9	11	20	76	19	28	47
Uwe Krupp	40	6	14	20	34	6	18	24	74	12	32	44
Grant Ledyard	22	1	6	7	38	7	17	24	60	8	23	31
Doug Bodger	37	3	20	23	21	2	3	5	58	5	23	28
Dave Snuggerud	40	4	8	12	40	5	7	12	80	9	15	24
Mikko Makela	34	10	2	12	26	5	5	10	60	15	7	22
Mike Ramsey	33	3	7	10	38	3	7	10	71	6	14	20
Rob Ray	26	2	3	5	40	6	5	11	66	8	8	16
Darrin Shannon	6	1	2	3	28	7	4	11	34	8	6	14
Dean Kennedy	33	1	5	6	31	3	3	6	64	4	8	12
Mike Hartman	30	5	1	6	30	4	1	5	60	9	2	11
Mike Foligno	31	4	5	9	0	0	0	0	31	4	5	9
Lou Franceschetti	8	0	0	0	27	1	8	9	35	1	8	9
Ken Sutton	0	0	0	0	15	3	6	9	15	3	6	9
Kevin Haller	0	0	0	0	21	1	8	9	21	1	8	9
Tony Tanti	0	0	0	0	10	1	7	8	10	1	7	8
Donald Audette	8	4	3	7	0	0	0	0	8	4	3	7
John Tucker	16	1	3	4	0	0	0	0	16	1	3	4
Greg Paslawski	0	0	0	0	12	2	1	3	12	2	1	3
Greg Brown	32	1	1	2	7	0	1	1	39	1	2	3
Jay Wells	20	1	2	3	23	0	0	0	43	1	2	3
Bill Houlder	6	0	2	2	1	0	0	0	7	0	2	2
Jiri Sejba	10	0	2	2	1	0	0	0	11	0	2	2
Joel Savage	1	0	1	1	2	0	0	0	3	0	1	1
Brian Curran	5	0	0	0	12	0	1	1	17	0	1	1
Darcy Loewen	6	0	0	0	0	0	0	0	6	0	0	0
Brad Miller	13	0	0	0	0	0	0	0	13	0	0	0
GOALIES	GP	MIN	GA	GAA	GP	MIN	GA	GAA	GP	MIN	GA	GAA
Daren Puppa	18	1012	56	3.32	20	1080	62	3.44	38	2092	118	3.38
Clint Malarchuk	24	1391	72	3.11	13	740	47	3.81	37	2131	119	3.35
Darcy Wakaluk	2	36	2	3.33	14	594	33	3.33	16	630	35	3.33
David Littman	0	0	0	0.00	1	36	3	5.00	1	36	3	5.00

SABRE FACT

The 1977-78 Sabres only allowed 31 power-play goals – the third-lowest total in the NHL since 1970. (Chicago allowed 26 in 1973-74.)

1990-91 SABRES' REGULAR SEASON RECORDS

TEAM SCORING

Most Goals Scored - Game	10 - Quebec 12/23
Most Goals Scored - Period	4 - Three times
Most Goals Allowed - Game	8 - Two times
Most Goals Allowed - Period	5 - Detroit 12/11 (2nd)
Largest Margin of Victory	7 - Quebec 12/23
Largest Margin of Defeat	5 - Three times
Most Power Play Goals - Game	3 - Three times
Most Power Play Goals Against - Game	3 - Two times
Most Power Play Opportunities - Game	9 - Two times
Most PP Opportunities Against - Game	8 - Three Times

SHOOTING

Most Shots Taken - Game	47 - N.Y. Rangers 11/21
Most Shots Taken - Period	23 - Washington 3/31
Fewest Shots Taken - Game	14 - Los Angeles 11/14
Fewest Shots Taken - Period	2 - Boston 12/26 (3rd)
Most Shots Allowed - Game	54 - New Jersey 12/29
Most Shots Allowed - Period	20 - Vancouver 3/10 (1st)
Fewest Shots Allowed - Game	16 - Vancouver 11/9
Fewest Shots Allowed - Period	1 - Quebec 10/12 (3rd)

PENALTY MINUTES

Most Penalty Minutes - Game	62 - at Los Angeles 1/10
Fewest Penalty Minutes - Game	4 - vs. Quebec 10/12
Most Opp. Penalty Minutes - Game	56 - Vancouver 11/9
Fewest Opp. Penalty Minutes - Game	6 - Washington 3/26

TEAM STREAKS

Longest Winning Streak	5 - 1/12 to 1/24
Longest Unbeaten Streak	8 - 12/23 to 1/8
Longest Losing Streak	6 - 1/26 to 2/6
Longest Winless Streak	7 - Two times

INDIVIDUAL RECORDS FOR A GAME

Most Goals	3 - Three players
Most Assists	4 - Dale Hawerchuk 3/17
Most Points	5 - Three players
Most Penalty Minutes	24 - Uwe Krupp 12/9
Most Shots	10 - Dave Andreychuk 10/6
Most Goals by Opponent	3 - Bryan Fogarty 12/1
Most Shots by Opponent	11 - Geoff Courtnall 12/16

INDIVIDUAL STREAKS

Consecutive Game Goal-Scoring	4 - Dave Andreychuk
Consecutive Game Assists	6 - Christian Ruutu
Consecutive Game Points	9 - Dale Hawerchuk

OTHER CATEGORIES

Largest crowd - home	16,325 - 12 times
Smallest crowd - home	14,668 - Boston 10/31
Largest crowd - road	20,132 - Calgary 11/17
Smallest crowd - road	7,045 - Minnesota 1/12

1990-91 SEASON LEADS AND DEFICITS

WHEN THE SABRES' LARGEST LEAD IS:

THEIR RECORD IS:	89-90 RECORD	88-89 RECORD	87-88 RECORD
0 goals	0-18-8	0-19-3	0-22-2
1 goal	5-7-8	9-7-4	5-8-3
2 goals	9-4-3	14-0-1	11-5-1
3 goals	7-1-0	10-1-0	10-0-1
4 goals	3-0-0	7-0-0	8-0-0
5 goals	3-0-0	2-0-0	4-0-0
6 goals	3-0-0	1-0-0	0-0-0
7 goals	1-0-0	1-0-0	0-0-0

WHEN THE SABRES' LARGEST DEFICIT IS:

THEIR RECORD IS:	89-90 RECORD	88-89 RECORD	87-88 RECORD
0 goals	20-0-2	21-0-2	16-0-3
1 goal	8-6-10	19-5-3	16-9-1
2 goals	1-5-2	2-9-3	4-11-3
3 goals	2-10-4	2-7-0	1-3-0
4 goals	0-4-0	0-5-0	1-4-0
5 goals	0-4-0	0-1-0	0-3-0
6 goals	0-0-0	0-0-0	0-2-0
7 goals	0-1-0	0-0-0	0-0-0
8 goals	0-0-0	0-0-0	0-1-0
9 goals	0-0-0	0-0-0	0-1-0

THE LAST TIME . . .

The Sabres trailed by two goals and won:
January 24, 1991 at Chicago (5-4)

The Sabres trailed by three goals and won:
January 22, 1991 vs. Boston (6-4)

The Sabres trailed by four goals and won:
January 21, 1989 at Boston (6-5 OT)

The Sabres trailed by five goals and won:
February 25, 1983 vs. Boston (7-6)

The Sabres led by two goals and lost:
February 6, 1991 vs. St. Louis (5-4 OT)

The Sabres led by three goals and lost:
March 16, 1991 at Montreal (6-4)

The Sabres led by four goals and lost:
March 12, 1987 at Calgary (10-4)

The Sabres led by five goals and lost:
Has never happened

The Sabres trailed by two goals and tied:
February 8, 1991 vs. Los Angeles (4-4)

The Sabres trailed by three goals and tied:
March 30, 1991 at Hartford (5-5)

The Sabres trailed by four goals and tied:
February 27, 1982 at Minnesota (5-5)

The Sabres trailed by five goals and tied:
Has never happened

The Sabres led by two goals and tied:
December 29, 1990 at New Jersey (4-4)

The Sabres led by three goals and tied:
October 29, 1988 at Boston (3-3)

The Sabres led by four goals and tied:
October 28, 1978 at St. Louis (7-7)

The Sabres led by five goals and tied:
Has never happened

THE LAST STREAK

SABRES' WINNING STREAKS

GAMES	DATES
3	1/28/90 to 1/31/90
4	3/27/90 to 4/1/90
5	1/12/91 to 1/24/91
6	1/2/88 to 1/12/88
7	2/8/84 to 2/21/84
8	10/9/75 to 10/26/75
9	11/24/79 to 12/13/79
10	1/4/84 to 1/23/84

SABRES' UNBEATEN STREAKS

GAMES	DATES
4	3/4/90 to 3/10/90
5	3/24/91 to 3/31/91
6	12/16/89 to 12/26/89
7	12/23/84 to 1/5/85
8	12/23/90 to 1/8/91
9	10/27/89 to 11/16/89
10	12/23/84 to 1/12/85
11	12/15/77 to 1/11/78
12	1/21/81 to 2/15/81
13	1/4/84 to 1/29/84
14	3/6/80 to 4/6/80

SABRES' LOSING STREAKS

GAMES	DATES
3	3/8/91 to 3/12/91
4	2/25/89 to 3/5/89
5	12/7/90 to 12/16/90
6	1/26/91 to 2/6/91
7	10/25/70 to 11/8/70

SABRES' WINLESS STREAKS

GAMES	DATES
4	3/6/91 to 3/12/91
5	2/12/91 to 2/19/91
6	12/29/89 to 1/11/90
7	1/26/91 to 2/8/91
8	11/7/86 to 11/26/86
9	None
10	11/7/71 to 12/1/71

CONSECUTIVE TIES

4	12/9/84 to 12/16/84
---	---------------------

REGULAR SEASON

SABRES' ALL-TIME INDIVIDUAL SCORING

PLAYER AND SEASONS

	GP	G	A	PTS	PIM	UNIF. NO.
Ron Anderson (71-72)	111	14	16	30	63	16
Shawn Anderson (87-90)	113	6	26	32	66	37
Mikael Andersson (86-89)	99	4	33	37	18	14
Paul Andrea (71)	47	11	21	32	4	21
Dave Andreychuk (83-91)	631	278	341	619	445	25,29
Scott Arniel (87-90)	295	64	74	138	243	9
Steve Atkinson (71-74)	255	49	47	96	96	19
Donald Audette (91)	8	4	3	7	4	28
Terry Ball (71-72)	12	0	1	1	6	21,28
Tom Barrasso (84-89)	266	0	17	17	184	30
Doug Barrie (71-72)	102	6	28	34	213	5
Doug Bodger (89-91)	190	24	99	123	170	8
Mike Boland (79)	22	1	2	3	29	15
Ken Breitenbach (76-77,79)	68	1	13	14	49	23,26
Gary Bromley (74-76)	63	0	4	4	4	24,28,29
Greg Brown (91)	39	1	2	3	35	9
Paul Brydges (87)	15	2	2	4	6	16
Ron Busniak (73-74)	66	0	3	3	13	21,24
Mike Byers (72)	46	9	7	16	12	12
Larry Carriere (73-75,78)	206	9	43	52	284	5,23
Jacques Cloutier (82-83,85-89)	144	0	7	7	29	1,29
Real Cloutier (84-85)	82	24	36	60	25	8
Bob Corkum (90)	8	2	0	2	4	42
Adam Creighton (84-89)	172	40	60	100	196	15,34,38
Roger Crozier (71-76)	202	0	3	3	24	1
Randy Cunneyworth (81-82)	21	2	4	6	47	7,19,23
Brian Curran (91)	17	0	1	1	43	39,41

REGULAR SEASON SABRES' ALL-TIME INDIVIDUAL SCORING

PLAYER AND SEASONS	GP	G	A	PTS	PIM	UNIF. NO.
Paul Cyr (83-88)	342	85	111	196	454	8,18
Joe Daley (71)	38	0	1	1	12	30
Mel Davis (83-86)	89	29	22	51	34	25,29
Butch Deadmarsh (71-73)	56	2	2	4	39	8, 9,16,24
Dale DeGray (90)	6	0	0	0	6	28
Gerry Desjardins (75-78)	116	0	1	1	4	30
Mike Donnelly (88-90)	74	11	16	27	62	7,16,24
Dave Dryden (71-74)	120	0	2	2	4	28,30
Rick Dudley (73-75,79-81)	279	70	94	164	264	9,17
Dick Duff (71-72)	61	9	15	24	12	8,20
Richie Dunn (78-82,86-89)	327	27	105	132	235	3,21,26,29
Steve Dykstra (86-88)	128	5	23	28	378	4,42
Jeff Eatough (82)	1	0	0	0	0	19
Don Edwards (77-82)	307	0	11	11	32	1,29
Darren Eliot (89)	2	0	0	0	0	34
Brian Engblom (86)	30	1	4	5	16	28
Chris Evans (72)	61	6	18	24	98	24
Rocky Farr (73-75)	19	0	0	0	2	28,30
Dave Fenyyes (83-87)	148	2	27	29	87	8,31
Mark Ferner (87-89)	15	0	3	3	11	28,29
Ron Fischer (82-83)	18	0	7	7	6	6,23,28
Reg Fleming (71)	78	6	10	16	159	9
Lee Fogolin (75-79,87)	338	8	70	78	432	5,33
Mike Foligno (82-91)	664	247	264	511	1450	17
Lou Franceschetti (91)	35	1	8	9	26	15,34
Jody Gage (86,88)	9	3	2	5	0	12,33
Paul Gardner (86)	2	0	0	0	0	28
Danny Gare (75-82)	503	267	233	500	686	18
Clark Gillies (87-88)	86	15	19	34	132	39,90
Jere Gillis (83)	3	0	0	0	0	25
John Gould (72-74,80)	92	14	12	26	13	17,21,23,24
Phil Goyette (71-72)	97	18	67	85	20	10
Norm Gratton (73-75)	102	15	23	38	30	9,14
Francois Guay (90)	1	0	0	0	0	43
Jocelyn Guevremont (75-79)	326	38	130	168	189	3,22
Richard Hajdu (86-87)	5	0	0	0	4	8,28
Bill Hajt (74-87)	854	42	202	244	433	24
Bob Halkidis (85-89)	89	2	14	16	315	18,19
Kevin Haller (90-91)	23	1	8	9	20	7,15
Gilles Hamel (82-86)	365	92	114	206	215	9,17,18
Al Hamilton (71-72)	145	6	58	64	176	6
Hugh Harris (73)	60	12	26	38	17	21
Paul Harrison (82)	6	0	0	0	2	30
Mike Hartman (87-91)	225	34	25	59	890	20
Dale Hawerchuk (91)	80	31	58	89	32	10
Alan Haworth (81-82)	106	37	38	75	64	14
Bob Hess (82)	33	0	8	8	14	23
Larry Hillman (72-73)	121	6	35	41	114	5
Jim Hofford (86-87)	17	0	0	0	45	3,33
Benoit Hogue (88-91)	193	45	66	111	273	33
Tim Horton (73-74)	124	1	22	23	109	2
Ed Hospodar (88)	42	0	1	1	98	24
Bill Houlder (91)	7	0	2	2	4	37
Phil Housley (83-90)	608	178	380	558	386	6
Pat Hughes (86)	50	4	9	13	25	26
Billy Inglis (71)	14	0	1	1	6	8
Randy Ireland (79)	2	0	0	0	0	30
Jim Jackson (88)	5	2	0	2	0	8
Val James (82)	7	0	0	0	16	26,29,30
Calle Johansson (88-89)	118	6	49	55	70	3
Timo Jutila (85)	10	1	5	6	13	4
Trent Kaese (89)	1	0	0	0	0	39

REGULAR SEASON SABRES' ALL-TIME INDIVIDUAL SCORING

PLAYER AND SEASONS	GP	G	A	PTS	PIM	UNIF. NO.
Larry Keenan (71-72)	66	9	20	29	8	21,26
Dean Kennedy (90-91)	144	6	20	26	172	26
Jerry Korab (74-80,84-85)	537	67	216	283	870	4,44
Jim Korn (87)	52	4	10	14	158	4,34
Joe Koval (77-78)	22	0	5	5	13	27
Skip Krake (71)	74	4	5	9	68	12
Uwe Krupp (87-91)	319	23	78	101	380	4,40
Tom Kurvers (87)	55	6	17	23	24	28
Francois Lacombe (71)	1	0	1	1	2	19
Norm Lacombe (85-87)	84	12	18	30	46	32
Jean-Guy Lagace (71)	3	0	0	0	2	21
Yvon Lambert (82)	77	25	39	64	38	15
Chris Langevin (84,86)	22	3	1	4	22	15
Reed Larson (90)	1	0	0	0	0	55
Danny Lawson (72)	78	10	6	16	15	9
Real Lemieux (74)	11	1	1	2	4	16
Grant Ledyard (89-91)	140	11	41	52	91	3
Don Lever (86-87)	39	10	3	13	10	8,20
David Littman (91)	1	0	0	0	0	34
Darcy Loewen (90-91)	10	0	0	0	12	36
Bob Logan (87-88)	38	10	5	15	0	26
Jim Lorentz (72-78)	487	134	197	331	126	8
Don Luce (72-81)	766	216	310	526	304	14,20
Jan Ludvig (88-89)	26	1	8	9	104	36
Steve Ludzik (90)	11	0	1	1	6	14
Kevin Maguire (88-90)	167	18	25	43	518	19
Mikko Makela (91)	60	15	7	22	25	42
Clint Malarchuk (89-91)	73	0	6	6	35	30
Dave Maloney (85)	52	1	21	22	41	26
Don Marshall (71)	62	20	29	49	6	22
Rick Martin (72-81)	681	382	313	695	475	7, 8, 9
Terry Martin (76-79)	148	20	22	42	50	25
Gary McAdam (76-79,83)	227	40	45	85	76	12,15,32
Rob McClanahan (80-81)	66	5	17	22	38	15
Dale McCourt (82-84)	119	41	56	97	22	7
Brian McDonald (71)	12	0	0	0	29	20
Paul McIntosh (75-76)	47	0	2	2	66	3
Ray McKay (72-73)	40	0	3	3	18	22,24
Tony McKegney (79-83)	363	127	141	268	117	8
Sean McKenna (82-86)	237	56	53	109	120	12,19,23
Mike McMahon (71)	12	0	0	0	0	4
Peter McNab (74-76)	154	49	59	108	26	16,22,24
Bryan McSheffrey (75)	3	0	0	0	0	15
Don McSweeney (88,90)	9	0	1	1	12	32,39
Gerry Meehan (71-75)	306	94	114	208	60	15
Scott Metcalfe (88-90)	17	1	2	3	18	12,32,34
Larry Mickey (72-75)	117	20	14	34	65	12,21
Brad Miller (89-91)	21	0	0	0	73	42,44
Alexander Mogilny (90-91)	127	45	62	107	32	89
Mike Moller (81-85)	127	13	27	40	41	9,14,29
Mitch Molloy (90)	2	0	0	0	10	40
Bob Mongrain (80-82,84-85)	70	11	11	22	12	8,25,32
Hap Myers (71)	13	0	0	0	6	25
Phil Myre (83)	5	0	0	0	2	33
Mark Napier (87-89)	128	26	30	56	41	65
Joe Norris (74)	18	0	0	0	2	23
Gates Orlando (85-87)	98	18	26	44	51	23
Kevin O'Shea (71-72)	93	10	13	23	52	18
Wilf Paiement (87)	56	20	17	37	108	27
Jeff Parker (87-89)	137	16	19	35	161	28,29
Greg Pastawski (91)	12	2	1	3	4	12

REGULAR SEASON

SABRES' ALL-TIME INDIVIDUAL SCORING

PLAYER AND SEASONS	GP	G	A	PTS	PIM	UNIF. NO.
Steve Patrick (81-85)	152	21	34	55	125	26
Gil Perreault (71-87)	1191	512	814	1326	500	11
Brian Perry (71)	1	0	0	0	0	19,25
Brent Peterson (82-85)	265	43	63	106	180	20
Larry Playfair (79-86,89-90)	577	24	76	100	1390	27,40
Tracy Pratt (71-74)	210	2	39	41	399	3,4
Ken Priestlay (87-90)	117	25	25	50	59	12,56
Daren Puppa (86-91)	158	0	13	13	28	31,35
Craig Ramsay (72-85)	1070	252	420	672	201	10,25
Mike Ramsey (80-91)	812	68	234	302	837	5,23
Wayne Ramsey (78)	2	0	0	0	0	32
Rob Ray (90-91)	93	10	9	19	447	32
Joe Reekie (86-89)	104	3	15	18	190	27,31,55
Mark Renaud (84)	10	1	3	4	6	4
Jacques Richard (76-77,79)	155	24	38	62	73	9
Bob Richer (73)	3	0	0	0	0	17
Rene Robert (72-79)	524	222	330	552	401	7,14,23
Geordie Robertson (83)	5	1	2	3	7	15
Mike Robitaille (72-75)	170	8	46	54	122	3
Doug Rombough (73-74)	51	8	9	17	27	22
Lindy Ruff (80-89)	608	102	183	285	1126	22
Phil Russell (86-87)	18	2	5	7	24	26
Christian Ruutu (87-91)	368	97	209	306	407	21
Bob Sauve (76-85)	246	0	8	8	20	28
Jean-Francois Sauve (81-83)	98	24	49	73	67	9,21
Joel Savage (91)	3	0	1	1	0	38
Andre Savard (77-83)	467	130	175	305	221	12
Cliff Schmautz (71)	26	5	7	12	10	7
Ron Schock (78)	40	4	4	8	0	21
Jim Schoenfeld (73-82,85)	584	45	183	228	1025	6,13
Dave Schultz (79-80)	41	3	3	6	114	21
Ric Seiling (78-86)	664	176	200	376	524	16
Jiri Sejba (91)	11	0	2	2	8	23
Eddie Shack (71-72)	106	36	31	67	127	23
Darrin Shannon (89-91)	54	10	13	23	16	16,26
Ray Sheppard (88-90)	159	64	50	114	29	23
Al Smith (76-77)	21	0	0	0	0	31
Derek Smith (77-82)	244	65	98	163	38	16,17,19,26
Doug Smith (86-88)	162	35	54	89	296	15
Floyd Smith (71-72)	83	6	12	18	48	17
Steve Smith (89)	3	0	0	0	0	24
Dave Snuggerdud (90-91)	80	14	16	30	41	18
Brian Spencer (74-77)	240	42	72	114	206	21
Bill Stewart (78-79)	81	3	17	20	116	3
Fred Stanfield (75-78)	248	42	73	115	16	17,19
Kai Suikkanen (82-83)	2	0	0	0	0	20,23
Ken Sutton (91)	15	3	6	9	13	41
Jean-Guy Talbot (71)	57	0	7	7	36	24
Tony Tanti (91)	10	1	7	8	6	19
Paul Terbenche (71-74)	118	2	19	21	20	3,18,23
Alex Tidey (77-78)	3	0	0	0	0	19,26
Morris Titanic (75-76)	19	0	0	0	0	19
Doug Trapp (87)	2	0	0	0	0	19
John Tucker (84-91)	345	116	154	270	142	7
Pierre Turgeon (88-91)	314	120	195	315	115	77
Rick Vaive (89-91)	169	73	59	132	212	12,22
John Van Boxmeer (80-83)	294	49	166	215	239	4,5
Claude Verret (84-85)	14	2	5	7	2	21
Hannu Virta (82-86)	245	25	101	126	66	3,23
Darcy Wakaluk (89,91)	22	0	0	0	2	35

REGULAR SEASON

SABRES' ALL-TIME INDIVIDUAL SCORING

PLAYER AND SEASONS	GP	G	A	PTS	PIM	UNIF. NO.
Jim Walsh (82)	4	0	1	1	4	28
Jim Watson (71-72)	144	4	15	19	248	2
Jay Wells (90)	44	1	3	4	86	24
Jim Wiemer (84-85)	74	8	17	25	52	19
Randy Wyrozub (71-74)	100	8	10	18	10	14,16,24,26
Rod Zaine (72)	24	2	1	3	4	14,22

Any player who took part in at least one Sabres' regular season game in his career is listed. The 1970-71 season is labeled 71, the 1971-72 season is labeled, 72, etc. Five players dressed but never played a game for Buffalo: Tim Regan (74), Jim Weaver (79), Jari Paavola (82), Mike Craig (85) and Kenton Rein (88). Michel Deziel is the only Sabre to have played in a playoff game without participating in a regular season game.

REGULAR SEASON

ALL-TIME GOALTENDERS' STATISTICS

GOALIE	GP	MINS	GA	SO	AVG.	W	L	T
Gerry Desjardins	116	6802	319	5	2.81	66	30	18
Don Edwards	307	17969	869	14	2.90	156	83	61
Dave Dryden	120	6440	328	5	3.06	43	45	20
Bob Sauve	246	14063	752	7	3.20	113	76	39
Gary Bromley	63	2334	184	4	3.20	29	17	14
Roger Crozier	202	10980	591	10	3.23	74	76	29
Clint Malarchuk	73	4053	221	2	3.27	29	26	13
Daren Puppa	158	8701	476	5	3.28	74	49	20
Tom Barrasso	266	15463	843	13	3.28	124	102	28
Al Smith	21	1105	62	0	3.37	9	6	2
Rocky Farr	19	722	42	0	3.49	2	6	8
Darcy Wakaluk	22	844	50	0	3.55	5	8	3
Paul Harrison	6	229	14	0	3.67	2	1	1
Joe Daley	38	2073	128	1	3.70	12	16	8
Jacques Cloutier	144	7452	459	1	3.70	50	58	15
Phil Myre	5	300	21	0	4.20	3	2	0
David Littman	1	36	3	0	5.00	0	0	0
Randy Ireland	2	30	3	0	6.00	0	0	0
Darren Eliot	2	67	7	0	6.27	0	0	0

SABRE FACT

The following people have served as assistant coaches for the Sabres:

Roger Neilson - 1979-80	Jim Roberts - 1979-80 to 1983-84
Ron Smith - 1980-81	Nick Polano - 1981-82
Red Berenson - 1982-83 to 1983-84	Joe Crozier - 1984-85
Craig Ramsay - 1984-85 to 1986-87	Barry Smith - 1985-86 to 1988-89
Don Lever - 1987-88 to 1989-90	John Tortorella - 1989-90 to present
John Van Boxmeer - 1990-91 to present	

ALL-TIME YEARLY LEADERS

YEAR	GOALS	ASSISTS	POINTS
1970-71	Perreault (38)	Goyette (46)	Perreault (72)
1971-72	Martin (44)	Perreault (48)	Martin & Perreault (74)
1972-73	Robert (40)	Perreault (60)	Perreault (88)
1973-74	Martin (52)	Robert (44)	Martin (86)
1974-75	Martin (52)	Robert (60)	Robert (100)
1975-76	Gare (50)	Perreault (69)	Perreault (113)
1976-77	Perreault (39)	Perreault (56)	Perreault (95)
1977-78	Perreault (41)	Perreault & Robert (48)	Perreault (89)
1978-79	Martin (32)	Perreault (58)	Perreault (85)
1979-80	Gare (56)	Perreault (66)	Perreault (106)
1980-81	Gare (46)	Van Boxmeer (51)	Gare (85)
1981-82	Perreault (31)	Van Boxmeer (54)	Perreault (73)
1982-83	McKegney (36)	Housley (47)	Perreault (76)
1983-84	Andreychuk (38)	Perreault (59)	Perreault (90)
1984-85	Andreychuk (31)	Perreault (53)	Perreault (83)
1985-86	Foligno (41)	Andreychuk (51)	Andreychuk (87)
1986-87	Foligno (30)	Andreychuk (48)	Andreychuk (73)
1987-88	Sheppard (38)	Andreychuk (45)	Andreychuk (78)
1988-89	Turgeon (34)	Turgeon (54)	Turgeon (88)
1989-90	Andreychuk & Turgeon (40)	Turgeon (66)	Turgeon (106)
1990-91	Andreychuk (36)	Hawerchuk (58)	Hawerchuk (89)

YEAR	PENALTY MINUTES	PLUS-MINUS	GOALS-AGAINST AVE.
1970-71	Pratt (179)	Atkinson (+1)	Crozier (3.69)
1971-72	Hamilton (105)	Ramsay (+5)	Crozier (3.51)
1972-73	Schoenfeld (178)	Robert (+16)	Dryden (2.65)
1973-74	Carriere (103)	Ramsay (+17)	Dryden (2.97)
1974-75	Korab & Schoenfeld (184)	Luce (+61)	Bromley (3.10)
1975-76	Gare (129)	Guevremont (+47)	Desjardins (2.95)
1976-77	Korab (120)	Hajt (+39)	Edwards (2.51)
1977-78	Korab (119)	Hajt (+36)	Edwards (2.64)
1978-79	Korab (104)	Ramsay (+21)	Edwards (3.02)
1979-80	Playfair (145)	Schoenfeld (+60)	Sauve (2.36)
1980-81	Playfair (169)	Ramsay (+39)	Edwards (2.96)
1981-82	Playfair (258)	Van Boxmeer (+23)	Edwards (3.51)
1982-83	Playfair (180)	Ramsey (+19)	Sauve (3.45)
1983-84	Playfair (209)	Foligno (+32)	Barrasso (2.84)
1984-85	Playfair (157)	Hajt (+32)	Barrasso (2.66)
1985-86	Foligno (168)	Foligno (+25)	Barrasso (3.61)
1986-87	Dykstra (179)	Foligno (+13)	Barrasso (3.65)
1987-88	Foligno (220)	Johansson (+12)	Barrasso (3.31)
1988-89	Hartman (316)	Ruutu (+13)	Puppa (3.36)
1989-90	Hartman (211)	Ramsey (+21)	Puppa (2.89)
1990-91	Ray (348)	Four Players (+14)	Malarchuk (3.35)

1970-1991 SABRES' DRAFT SELECTIONS

1970	ROUND	NO.	POSITION	AMATEUR TEAM
Perreault, Gil	1	1	C	Montreal Jr. Canadiens
Deadmarsh, Butch	2	15	LW	Brandon Wheat Kings
Cuddie, Steve	3	29	D	Toronto Marlboros
Wyrozub, Randy	4	43	C	Edmonton Oil Kings
Morton, Mike	5	57	F	Shawinigan Bruins
Keeler, Tim	6	71	D	Niagara Falls Flyers
Regan, Tim	7	84	G	Boston University
Rombough, Doug	8	97	C	St. Catharines Black Hawks
Nadeau, Luc	9	107	C	Drummondville Rangers

1970-1991 SABRES' DRAFT SELECTIONS

1971	ROUND	NO.	POSITION	AMATEUR TEAM
Martin, Richard	1	5	LW	Montreal Jr. Canadiens
Ramsay, Craig	2	19	LW	Peterborough TPT's
Hajt, Bill	3	33	D	Saskatoon Blades
Richer, Robert	4	47	C	Three Rivers Dukes
Warr, Steve	5	61	D	Clarkson University
Duguay, Pierre	6	75	C	Quebec Remparts
1972	ROUND	NO.	POSITION	AMATEUR TEAM
Schoenfeld, Jim	1	5	D	Niagara Falls Flyers
Carriere, Larry	2	25	D	Loyola Univ. (Montreal)
McMasters, Jim	3	37	D	Calgary Centennials
Campeau, Richard	4	53	D	Sorel Black Hawks
Gratton, Gilles	5	69	G	Oshawa Generals
McNab, Peter	6	85	RW	University of Denver
1973	ROUND	NO.	POSITION	AMATEUR TEAM
Titanic, Morris	1	12	LW	Sudbury Wolves
Landry, Jean	2	28	D	Quebec Remparts
Deschamps, Andre	3	44	LW	Quebec Remparts
Dupuis, Yvon	4	60	LW	Quebec Remparts
Smulders, Bob	5	76	RW	Peterborough TPT's
Korzack, Neil	6	92	RW	Peterborough TPT's
Young, Bob	7	108	D	University of Denver
O'Connell, Tim	8	124	RW	University of Vermont
1974	ROUND	NO.	POSITION	AMATEUR TEAM
Fogolin, Lee	1	11	D	Oshawa Generals
Gare, Danny	2	29	RW	Calgary Centennials
Deziel, Michel	3	47	LW	Sorel Black Hawks
McIntosh, Paul	4	65	D	Peterborough TPT's
Lariviere, Gary	5	83	D	St. Catharines Black Hawks
Given, David	6	101	D	Brown University
Noreau, Bernard	7	119	RW	Laval National
Constantin, Charles	8	136	LW	Quebec Remparts
Jodzio, Rick	9	153	LW	Hamilton Red Wings
Smith, Derek	10	168	C	Ottawa 67's
Tsujimoto, Taro	11	183	C	Tokyo Katanas
Geoffrion, Bob	12	196	LW	Cornwall Royals
1975	ROUND	NO.	POSITION	AMATEUR TEAM
Sauve, Bob	1	17	G	Laval National
Breitenbach, Ken	2	35	D	St. Catharines Black Hawks
Martin, Terry	3	44	LW	London Knights
McAdam, Gary	3	53	RW	St. Catharines Black Hawks
Neeld, Greg	4	71	D	Calgary Centennials
Edwards, Don	5	89	G	Kitchener Rangers
Minor, Jim	6	107	LW	Regina Pats
Rowe, Grant	7	125	D	Ottawa 67's
Tidey, Alex	8	143	RW	Lethbridge Broncos
Whitby, Andy	9	159	RW	Oshawa Generals
Moher, Len	10	174	G	University of Notre Dame
1976	ROUND	NO.	POSITION	AMATEUR TEAM
Kowal, Joe	2	33	LW	Hamilton Fincups
Maze, Henry	4	69	LW	Edmonton Oil Kings
Roscoe, Ron	5	87	D	Hamilton Fincups
Lemieux, Don	6	105	D	Three Rivers Draveurs
1977	ROUND	NO.	POSITION	AMATEUR TEAM
Seiling, Ric	1	14	RW	St. Catharines Fincups
Areschenko, Ron	2	32	C	Medicine Hat Tigers
Stewart, Bill	4	68	D	Niagara Falls Flyers
Sirois, Richard	5	86	G	Laval National
Ramsay, Wayne	6	104	D	Brandon Wheat Kings

1970-1991

SABRES' DRAFT SELECTIONS

1978	ROUND	NO.	POSITION	AMATEUR TEAM
Playfair, Larry	1	13	D	Portland Winter Hawks
McKegney, Tony	2	32	LW	Kingston Canadiens
McClanahan, Rob	3	49	LW	University of Minnesota
Gazdic, Mike	4	66	D	Sudbury Wolves
Ireland, Randy	5	82	G	Portland Winter Hawks
McGregor, Cam	6	99	LW	Cornwall Royals
Eastman, Dan	7	116	C	London Knights
Stroebel, Eric	8	133	C	University of Minnesota
O'Sullivan, Eugene	9	150	C	Calgary Wranglers
1979	ROUND	NO.	POSITION	AMATEUR TEAM
Ramsey, Mike	1	11	D	University of Minnesota
Ruff, Lindy	2	32	D	Lethbridge Broncos
Robinson, Mark	3	53	D	Victoria Cougars
Cloutier, Jacques	3	55	G	Three Rivers Draveurs
Hamel, Gilles	4	74	LW	Laval National
Haworth, Alan	5	95	C	Sherbrooke Beavers
Knickle, Rick	6	116	G	Brandon Wheat Kings
1980	ROUND	NO.	POSITION	AMATEUR TEAM
Patrick, Steve	1	20	RW	Brandon Wheat Kings
Moller, Mike	2	41	RW	Lethbridge Broncos
McKenna, Sean	3	56	RW	Sherbrooke Beavers
North, Jay	3	62	C	Jefferson H.S.
Wiemer, Jim	4	83	D	Peterborough Petes
Rueter, Dirk	5	104	D	Sault St. Marie Greyhounds
Naud, Daniel	6	125	D	Sorel Black Hawks
Paavola, Jari	7	146	G	T.P.S. (Finland)
Cunneyworth, Randy	8	167	C	Ottawa 67's
Beckon, Dave	9	188	C	Peterborough Petes
Bader, John	10	209	LW	Irondale H.S.
1981	ROUND	NO.	POSITION	AMATEUR TEAM
Dudacek, Jiri	1	17	RW	Czechoslovakia
Virta, Hannu	2	38	D	T.P.S. (Finland)
Aldred, Jim	3	59	LW	Kingston Canadiens
Chisholm, Colin	3	60	D	Calgary Wranglers
Eatough, Jeff	4	80	RW	Cornwall Royals
Wikberg, Anders	4	83	LW	Timra (Sweden)
Eivola, Mauri	5	101	C	T.P.S. (Finland)
Butorac, Ali	6	122	D	Ottawa 67's
Leime, Heikki	7	143	D	T.P.S. (Finland)
Orlando, Gates	8	164	C	Providence College
Sebek, Venci	9	185	D	Niagara Falls Flyers
Harper, Warren	10	206	RW	Prince Albert
1982	ROUND	NO.	POSITION	AMATEUR TEAM
Housley, Phil	1	6	D	South St. Paul H.S.
Cyr, Paul	1	9	LW	Victoria Cougars
Andreychuk, Dave	1	16	C	Oshawa Generals
Anderson, Mike	2	26	C	North St. Paul H.S.
Johansson, Jens	2	30	D	Pitea (Sweden)
Jutila, Timo	4	68	D	Tappara (Finland)
Hamilton, Jeff	4	79	C	Providence College
Logan, Bob	5	100	RW	West Island
Parker, Jeff	6	111	C	Mariner H.S.
Gustavsson, Jacob	6	121	G	Almtuna (Sweden)
Bishop, Alan	7	142	D	Niagara Falls Flyers
Verret, Claude	8	163	C	Three Rivers Draveurs
Norman, Rob	9	184	RW	Cornwall Royals
Craig, Mike	10	205	G	Billings Bighorns
Plankers, Jim	11	226	D	Cloquet H.S.

110

1970-1991

SABRES' DRAFT SELECTIONS

1983	ROUND	NO.	POSITION	AMATEUR TEAM
Barrasso, Tom	1	5	G	Acton-Boxboro H.S.
Lacombe, Normand	1	10	RW	Univ. of New Hampshire
Creighton, Adam	1	11	C	Ottawa 67's
Tucker, John	2	31	C	Kitchener Rangers
Hajdu, Richard	2	34	LW	Kamloops Jr. Oilers
Puppa, Daren	4	74	G	Kirkland Lake Intermediates
Meyer, Jayson	5	94	D	Regina Pats
Hofford, James	6	114	D	Windsor Spitfires
Ruutu, Christian	7	134	C	IFK, Helsinki (Finland)
McSween, Don	8	154	D	Redford (Mich.) Royals
Hoover, Tim	9	174	D	Sault St. Marie Greyhounds
Ferner, Mark	10	194	D	Kamloops Blazers
Krupp, Uwe	11	214	D	Kolner (West Germany)
Hamelin, Marc	12	234	G	Shawinigan Cataracts
Salfi, Kermit	12	235	LW	Northwood Prep H.S.
1984	ROUND	NO.	POSITION	AMATEUR TEAM
Andersson, Mikael	1	18	LW	Vastra Frolunda (Sweden)
Trapp, Doug	2	39	LW	Regina Pats
Sheppard, Ray	3	60	RW	Cornwall Royals
Halkidis, Bob	4	81	D	London Knights
Rampton, Joey	5	102	LW	Sault Ste. Marie Greyhounds
Gasseau, James	6	123	D	Drummondville
Wakaluk, Darcy	7	144	G	Kelowna Wings
Stambert, Orwar	8	165	D	Djurgardens (Sweden)
McKinnon, Brian	10	207	C	Ottawa 67's
Delcourt, Grant	11	228	RW	Kelowna Wings
Baker, Sean	12	249	LW	Seattle Breakers
1985	ROUND	NO.	POSITION	AMATEUR TEAM
Johansson, Calle	1	14	D	Vastra Frolunda (Sweden)
Hogue, Benoit	2	35	C	St. Jean Beavers
Gretzky, Keith	3	56	C	Windsor Compuware Spitfires
Moylan, Dave	4	77	D	Sudbury Wolves
Priestlay, Ken	5	98	C	Victoria Cougars
Reekie, Joe	6	119	D	Cornwall Royals
Matikainen, Petri	7	140	D	Sapko (Finland)
Kaese, Trent	8	161	RW	Lethbridge Broncos
Sejba, Jiri	9	182	LW	Dukla Jihlava (Czech.)
Sutton, Boyd	10	203	C	Stratford Jr. B
Larose, Guy	11	224	C	Guelph Platers
Baumgartner, Ken	12	245	D	Prince Albert Raiders
1986	ROUND	NO.	POSITION	AMATEUR TEAM
Anderson, Shawn	1	5	D	Team Canada
Brown, Greg	2	26	D	St. Marks H.S.
Corkum, Bob	3	47	RW	University of Maine
Kerr, Kevin	3	56	RW	Windsor Compuware Spitfires
Baseggio, David	4	68	D	Yale University
Rooney, Larry	5	89	D	Thayer
Baldris, Miguel	6	110	D	Shawinigan Cataracts
Hartman, Mike	7	131	RW	North Bay Centennials
Guay, Francois	8	152	LW	Laval Titans
Whitham, Shawn	9	173	D	Providence College
Rein, Kenton	10	194	G	Prince Albert Raiders
Arndt, Troy	11	215	D	Portland Winter Hawks
Capello, Jeff	S1	5	LW	University of Vermont
Cullen, John	S2	10	C	Boston University

111

1970-1991

SABRES' DRAFT SELECTIONS

1987	ROUND	NO.	POSITION	AMATEUR TEAM
Turgeon, Pierre	1	1	C	Granby Bisons
Miller, Brad	2	22	D	Regina Pats
MacViccar, Andrew	3	53	LW	Peterborough Petes
Bradley, John	4	84	G	New Hampton H.S.
Pergola, David	5	85	RW	Belmont Hill H.S.
Marshall, Chris	6	106	LW	Boston College H.S.
Flanigan, Paul	7	127	D	New Hampton H.S.
Doolley, Sean	8	148	D	Groton
Roberts, Tim	8	153	C	Deerfield Academy
Tkachuk, Grant	9	169	LW	Saskatoon Blades
Herbers, Ian	10	190	D	Swift Current Broncos
Littman, David	11	211	G	Boston College
MacIssac, Allan	12	232	LW	Guelph Platers
Snuggerud, Dave	S1	1	LW	University of Minnesota
de Carle, Mike	S2	6	RW	Lake Superior St.

1988	ROUND	NO.	POSITION	AMATEUR TEAM
Savage, Joel	1	14	RW	Victoria Cougars
Loewen, Darcy	3	55	LW	Spokane Chiefs
Carney, Keith	4	76	RW	Mt. St. Charles H.S.
Mogilny, Alexander	5	89	LW	ZSKA Moscow
Ray, Rob	5	97	LW	Cornwall Royals
Divita, David	6	106	D	Lake Superior St.
McLaughlin, Mike	6	118	LW	Choate
Griffith, Mike	7	139	RW	Ottawa 67's
Ruoho, Daniel	8	160	D	Madison Memorial H.S.
Flaherty, Wade	9	191	G	Victoria Cougars
Nieman, Thomas	11	223	RW	Choate
Wallwork, Robert	12	244	C	Miami (Ohio) University
Davies, Clarke	S3	18	D	Ferris State University

1989	ROUND	NO.	POSITION	AMATEUR TEAM
Haller, Kevin	1	14	D	Regina Pats
Thomas, Scott	3	56	RW	Nichols H.S.
MacDonald, Doug	4	77	C	University of Wisconsin
Sulton, Ken	5	98	D	Saskatoon Blades
Pye, Bill	6	107	G	Northern Michigan University
Barkley, Mike	6	119	RW	University of Maine
Plante, Derek	8	161	C	Cloquet (Minn.) H.S.
Audette, Donald	9	183	RW	Laval Titans
Astley, Mark	10	194	D	Lake Superior St.
Nelson, John	10	203	C	Toronto Marlboros
Henderson, Todd	11	224	G	Thunder Bay
Bavis, Michael	12	245	RW	Cushing Academy
Boyce, Ian	S3	19	LW	University of Vermont

1990	ROUND	NO.	POSITION	AMATEUR TEAM
May, Brad	1	14	LW	Niagara Falls Thunder
McCarthy, Brian	4	82	C	Pingree H.S. (Mass.)
Smechik, Richard	5	97	D	Vitkovice (Czech.)
Bojcan, Todd	5	100	G	Peterborough Petes
Pascall, Brad	5	103	D	Univ. of North Dakota
Gordjuk, Viktor	7	142	RW	Krylja Sovetov
Nedoma, Milan	8	166	D	Zetor Brno (Czech.)
Winch, Jason	9	187	LW	Niagara Falls Thunder
Naud, Sylvain	10	208	RW	Laval Titans
Martin, Kenneth	11	229	LW	Belmont Hill H.S. (Mass.)
Rubachuk, Brad	12	250	C	Lethbridge Hurricanes
McFarlane, Shane	S3	24	C	Univ. of North Dakota

1970-1991

SABRES' DRAFT SELECTIONS

1991	ROUND	NO.	POSITION	AMATEUR TEAM
Boucher, Philippe	1	13	D	Granby Bisons
Dawe, Jason	2	35	LW	Peterborough Petes
Young, Jason	3	57	LW	Sudbury Wolves
Ambroziak, Peter	4	72	LW	Ottawa 67's
Shields, Steve	5	101	G	Univ. of Michigan
O'Donnell, Sean	6	123	D	Sudbury Wolves
Holzinger, Brian	6	124	C	Detroit Red Wings Jr. A
Snell, Chris	7	145	D	Ottawa 67's
Kuntos, Jiri	8	162	D	Jihlava (Czech.)
Iob, Tony	9	189	LW	Sault St. Marie Greyhounds
Meany, Spencer	10	211	RW	St. Lawrence University
Volkov, Mihail	11	233	RW	Krylja (U.S.S.R.)
Smith, Mike	12	255	D	Lake Superior State
Steer, Jamie	S3	20	RW	Michigan Tech

S in round number refers to the supplemental draft.

ALL-TIME

UNIFORM NUMBERS

- 1** Jacques Cloutier, Don Edwards, Roger Crozier.
- 2** Tim Horton, Jim Watson.
- 3** Grant Ledyard, Calle Johansson, Jim Hofford, Richie Dunn, Hannu Virta, Bill Stewart, Paul McIntosh, Jocelyn Guevremont, Mike Robitaille, Paul Terbenche, Tracy Pratt.
- 4** Uwe Krupp, Steve Dykstra, Jim Korn, Jerry Korab, Timo Jutila, Mark Renaud, John Van Boxmeer, Tracy Pratt, Mike McMahon.
- 5** Mike Ramsey, John Van Boxmeer, Lee Fogolin, Larry Carriere, Larry Hillman, Doug Barrie.
- 6** Phil Housley, Ron Fischer, Jim Schoenfeld, Al Hamilton.
- 7** Kevin Haller, John Tucker, Mike Donnelly, Dale McCourt, Randy Cunneynorth, Rick Martin, Rene Robert, Cliff Schmautz.
- 8** Doug Bodger, Jim Jackson, Paul Cyr, Richard Hajdu, Don Lever, Dave Fenyves, Bob Mongrain, Real Cloutier, Tony McKegney, Jeff Lorentz, Rick Martin, Dick Duff, Butch Deadmarsh, Bill Inglis.
- 9** Greg Brown, Scott Arniel, Gilles Hamel, Mike Moller, J.F. Sauve, Rick Dudley, Jacques Richard, Norm Gratton, Rick Martin, Butch Deadmarsh, Danny Lawson, Reggie Fleming.
- 10** Dale Hawerchuk, Craig Ramsay, Phil Goyette.
- 11** Gil Perreault.
- 12** Greg Paslawski, Scott Metcalfe, Rick Vaive, Ken Priestlay, Jody Gage, Sean McKenna, Andre Savard, Gary McAdam, Larry Mickey, Mike Byers, Skip Krake.
- 13** Jim Schoenfeld.
- 14** Steve Ludzik, Mikael Andersson, Mike Moller, Alan Haworth, Rene Robert, Norm Gratton, Don Luce, Rod Zaine, Randy Wyrozub.
- 15** Lou Franceschetti, Kevin Haller, Doug Smith, Chris Langvin, Adam Creighton, Geordie Robertson, Yvon Lambert, Rob McClanahan, Mike Boland, Gary McAdam, Michel Deziel, Bryan McSheffrey, Gerry Meehan.
- 16** Darrin Shannon, Mike Donnelly, Paul Brydges, Ric Selling, Derek Smith, Peter McNab, Real Lemieux, Randy Wyrozub, Ron Anderson, Butch Deadmarsh.
- 17** Mike Foligno, Gilles Hamel, John Gould, Rick Dudley, Derek Smith, Fred Stanfield, Bob Richer, Floyd Smith.
- 18** Dave Snuggerud, Bob Halkidis, Paul Cyr, Gilles Hamel, Danny Gare, Paul Terbenche, Kevin O'Shea.
- 19** Tony Tanti, Bob Corkum, Kevin Maguire, Doug Trapp, Bob Halkidis, Jim Wiemer, Sean McKenna, Jeff Eatough, Randy Cunneynorth, Derek Smith, Alex Tidey, Morris Titanic, Fred Stanfield, Steve Alkinson, Francois Lacombe, Brian Perry.
- 20** Mike Hartman, Don Lever, Brent Peterson, Kai Suikkanen, Don Luce, Dick Duff, Brian McDonald.
- 21** Christian Ruutu, Richie Dunn, Claude Verrel, J.F. Sauve, Dave Andreychuk, Jacques Cloutier, Val James, Mike Moller, Don Edwards, Gary Bromley.
- 22** Rick Vaive, Lindy Ruff, Jocelyn Guevremont, Peter McNab, Doug Rombough, Ray McKay, Rod Zaine, Don Marshall.
- 23** Jiri Sejba, Ray Sheppard, Gates Orlando, Kai Suikkanen, Ron Fischer, Hannu Virta, Sean McKenna, Bob Hess, Randy Cunneynorth, Mike Ramsey, Ken Breitenbach, Larry Carriere, Joe Norris, Eddie Shack, John Gould, Rene Robert, Paul Terbenche.
- 24** Jay Wells, Mike Donnelly, Steve Smith, Ed Hospodar, Bill Hajt, Gary Bromley, Peter McNab, Randy Wyrozub, John Gould, Ron Buzniuk, Chris Evans, Ray McKay, Jean-Guy Talbot, Butch Deadmarsh.
- 25** Dave Andreychuk, Mal Davis, Jere Gillis, Bob Mongrain, Terry Marlin, Craig Ramsay, Hap Myers, Brian Perry.
- 26** Dean Kennedy, Darrin Shannon, Richie Dunn, Bob Logan, Phil Russell, Pat Hughes, Dave Maloney, Steve Patrick, Val James, Ken Breitenbach, Alex Tidey, Derek Smith, Randy Wyrozub, Larry Keenan.
- 27** Jay Playfair, Joe Reekie, Wilf Paierment, Joe Kowal, Tim Regan.
- 28** Donald Audette, Dale DeGray, Mark Ferner, Jeff Parker, Tom Kurvers, Brian Engholm, Richard Hajdu, Paul Gardner, Bob Sauve, Ron Fischer, Jim Walsh, Gary Bromley, Rocky Farr, Dave Dryden, Terry Ball.
- 29** Jeff Parker, Richie Dunn, Mark Ferner, Jeff Parker, Mal Davis, Dave Andreychuk, Jacques Cloutier, Val James, Mike Moller, Don Edwards, Gary Bromley.
- 30** Clint Malarchuk, Tom Barrasso, Paul Harrison, Jari Paavola, Val James, Randy Ireland, Gerry Desjardins, Rocky Farr, Dave Dryden, Joe Daley.
- 31** Daren Puppa, Joe Reekie, Dave Fenyves, Jim Weaver, Al Smith.
- 32** Rob Ray, Scott Metcalfe, Don McSweeney, Norm Lacombe, Bob Mongrain, Gary McAdam, Wayne Ramsey.
- 33** Benoit Hogue, Jody Gage, Lee Fogolin, Jim Hofford, Phil Myre.
- 34** David Littman, Lou Franceschetti, Darren Eliot, Scott Metcalfe, Kenton Rein, Jim Korn, Adam Creighton.
- 35** Darcy Wakaluk, Daren Puppa, Mike Craig.
- 36** Darcy Loewen, Jan Ludvig.
- 37** Bill Houlter, Shawn Anderson.
- 38** Joel Savage, Adam Creighton.
- 39** Brian Curran, Don McSweeney, Trent Kaese, Clark Gillies.
- 40** Mitch Molloy, Larry Playfair, Uwe Krupp.
- 41** Ken Sutton, Brian Curran.
- 42** Mikko Makela, Bob Corkum, Brad Miller, Steve Dykstra.
- 43** Francois Guay.
- 44** Brad Miller, Jerry Korab.
- 45** Donald Audette.
- 55** Reed Larson, Joe Reekie.
- 56** Ken Priestlay.
- 65** Mark Napier.
- 77** Pierre Turgeon.
- 89** Alexander Mogilny.
- 90** Clark Gillies.

SABRES' AWARDS

1990-91

Elected to Hall of Fame: Scott Bowman
Selected to the NHL's Wales Conference Team for NHL All-Star Game: Uwe Krupp

1989-90

Elected to Hall of Fame: Gil Perreault
Selected to the NHL's Wales Conference for All-Star Game: Pierre Turgeon (two goals), Dave Andreychuk (one goal, one assist), Daren Puppa (31 MIN, 4 GA) and Phil Housley (one assist).

1988-89

Selected to NHL's Wales Conference for All-Star Game: Phil Housley

1987-88

Selected to NHL's Wales Conference Team for All-Star Game: Christian Ruuttu
Selected as the NHL's Player of the Month: Tom Barrasso (January, 1988)
Selected as the NHL's Rookie of the Month: Ray Sheppard (February, 1988)

1986-87

Selected to NHL's All-Star Team for Rendez-Vous '87: Mike Ramsey

1985-86

Selected to NHL's Wales Conference Team in All-Star Game: Mike Ramsey

1984-85

Selke Award: Craig Ramsay
Jennings Trophy: Tom Barrasso and Bob Sauve
Official NHL Second Team All-Star Goaltender: Tom Barrasso
Selected to NHL's Wales Conference Team in All-Star Game: Tom Barrasso (30 MIN, 2 GA), Bill Hajt (did not play due to injury), Mike Ramsey

1983-84

Veizina Trophy: Tom Barrasso
Calder Trophy: Tom Barrasso
Official NHL All-Star First Team Goaltender: Tom Barrasso
Elected to Hall of Fame: Punch Imlach
Official NHL All-Rookie Team Goaltender: Tom Barrasso
Selected to NHL's Wales Conference Team in All-Star Game: Gil Perreault, Phil Housley (one assist)

1982-83

Official NHL All-Rookie Team Defenseman: Phil Housley
Selected to NHL's Wales Conference Team in All-Star Game: Mike Ramsey

1981-82

Selected to NHL's Wales Conference Team in All-Star Game: John Van Boxmeer (did not play due to injury), Mike Ramsey

1980-81

Selected to NHL's Wales Conference Team in All-Star Game: Danny Gare, Bill Hajt (did not play due to injury)
Coach of the NHL's Wales Conference Team in All-Star Game: Scott Bowman

1979-80

Veizina Trophy: Don Edwards and Bob Sauve
Official NHL All-Star Second Team Goaltender: Don Edwards
Official NHL All-Star Second Team Defenseman: Jim Schoenfeld
Official NHL All-Star Second Team Right Wing: Danny Gare
Selected to NHL's Wales Conference Team in All-Star Game: Gil Perreault (one assist), Danny Gare, Jim Schoenfeld, Don Edwards

1978-79

Selected to NHL Challenge Cup All-Star Team: Gil Perreault (one goal, one assist), Jim Schoenfeld

1977-78

Official NHL All-Star Second Team Goaltender: Don Edwards
Elected to NHL Hall of Fame: Marcel Pronovost
Selected to NHL's Wales Conference Team in All-Star Game: Gil Perreault (one goal), Rick Martin (game-winning goal in overtime)

1976-77

Official NHL All-Star Second Team Left Winger: Rick Martin
Official NHL All-Star Second Team Center: Gil Perreault
Elected to NHL Hall of Fame: Tim Horton
Charlie Conacher Memorial Trophy: Jim Lorentz
Selected to NHL's Wales Conference Team in All-Star Game: Gerry Desjardins (29 MIN, 2 GA), Gil Perreault (one assist), Rick Martin (two goals), Jim Schoenfeld
Most Valuable Player in All-Star Game: Rick Martin.

1975-76

Official NHL All-Star Second Team Left Winger: Rick Martin
Official NHL All-Star Second Team Center: Gil Perreault
Selected to NHL's Wales Conference Team in All-Star Game: Rick Martin (one goal, two assists), Jerry Korab, Craig Ramsay
Coach of the NHL's Wales Conference Team in All-Star Game: Floyd Smith

1974-75

Official NHL All-Star First Team Left Winger: Rick Martin
Official NHL All-Star Second Team Right Winger: Rene Robert
Bill Masterton Trophy: Don Luce
Selected to NHL's Wales Conference Team in All-Star Game: Rick Martin (one assist), Rene Robert, Gil Perreault, Jerry Korab, Don Luce (one goal)

1973-74

Official NHL All-Star First Team Left Winger: Rick Martin
Selected to NHL's East Division Team in All-Star Game: Rick Martin, Dave Dryden (30 MIN, 5 GA), Gil Perreault

1972-73

Lady Byng Trophy: Gil Perreault
Selected to NHL's East Division Team in All-Star Game: Rick Martin, Rene Robert (one goal)

1971-72

Selected to NHL's East Division Team in All-Star Game: Rick Martin, Gil Perreault

1970-71

Calder Trophy: Gil Perreault
Selected to NHL's East Division Team in All-Star Game: Gil Perreault

TEAM AWARDS

FRANK EDDOLLS MEMORIAL TROPHY - Named in honor of the former Buffalo Bisons' coach and NHL defenseman. It is presented to the most popular player as selected by the members of the Buffalo Sabres' Booster Club.

1990-91 - Alexander Mogilny	1983-84 - Mike Ramsey	1976-77 - Andre Savard
1989-90 - Pierre Turgeon	1982-83 - Mike Ramsey	1975-76 - Danny Gare
1988-89 - Mike Foligno	1981-82 - Jean Francois Sauve	1974-75 - Craig Ramsay
1987-88 - Mike Foligno	1980-81 - Danny Gare	1973-74 - Rick Martin
1986-87 - Mike Foligno	1979-80 - Derek Smith	1972-73 - Gil Perreault
1985-86 - Mike Foligno	1978-79 - Craig Ramsay	1971-72 - Gil Perreault
1984-85 - Mike Foligno	1977-78 - Don Edwards	1970-71 - Gil Perreault

MEMORIAL TROPHY - Named in honor of deceased members of the Sabres. (It formerly was the Wayne Larkin Memorial Trophy, in honor of the the former Buffalo Bisons' winger.) It is presented to the most valuable player as voted by his teammates.

1990-91 - Dale Hawerchuk	1983-84 - Gil Perreault	1975-76 - Danny Gare
1989-90 - Pierre Turgeon/ Daren Puppa	1982-83 - Mike Ramsey	1974-75 - Rene Robert
1988-89 - Phil Housley	1981-82 - Don Edwards	1973-74 - Rick Martin
1987-88 - Tom Barrasso	1980-81 - Danny Gare	1972-73 - Tim Horton
1986-87 - Mike Ramsey	1979-80 - Danny Gare	1971-72 - Roger Crozier
1985-86 - Mike Foligno	1978-79 - Craig Ramsay	1970-71 - Gil Perreault
1984-85 - Tom Barrasso	1977-78 - Don Edwards	
	1976-77 - Gerry Desjardins	

TIM HORTON MEMORIAL AWARD - Named in honor of the late Sabres' defenseman. It is presented to the player whose performance is far superior to the public recognition he has received, and it is based on a vote of the Booster Club Board of Directors' and members of the local sports media. (Known as the Unsung Hero Award before 1975)

1990-91 - Grant Ledyard	1983-84 - Ric Seiling	1976-77 - Jim Lorentz
1989-90 - Uwe Krupp	1982-83 - Brent Peterson	1975-76 - Brian Spencer
1988-89 - Mark Napier	1981-82 - Mike Ramsey	1974-75 - Bill Hajt
1987-88 - Scott Arniel	1980-81 - Andre Savard	1973-74 - Craig Ramsay
1986-87 - Scott Arniel	1979-80 - Bill Hajt	1972-73 - Jim Lorentz
1985-86 - Mike Ramsey	1978-79 - Ric Seiling	1971-72 - Don Luce
1984-85 - Dave Fenyves	1977-78 - Gary McAdam	1970-71 - Gerry Meehan

FRED T. HUNT MEMORIAL TROPHY - Named in honor of the late Buffalo Sabres' Assistant General Manager and former player, coach and general manager of the Buffalo Bisons. It is presented to the outstanding rookie as selected by the Booster Club Board of Directors and members of the local sports media.

1990-91 - None awarded	1985-86 - Steve Dykstra	1980-81 - Alan Haworth
1989-90 - Dave Snuggerud	1984-85 - John Tucker	1979-80 - Lindy Ruff
1988-89 - Benoit Hogue	1983-84 - Tom Barrasso	1978-79 - Bill Stewart
1987-88 - Ray Sheppard	1982-83 - Phil Housley	1977-78 - Don Edwards
1986-87 - Christian Ruuttu	1981-82 - Jean Francois Sauve	

THE STAR OF STARS TROPHY - Presented to the player with the most consistent performance in home games as reflected in the Three Star selections.

1990-91 - Dale Hawerchuk	1984-85 - Gil Perreault	1977-78 - Don Edwards
1989-90 - Pierre Turgeon	1983-84 - Gil Perreault	1976-77 - Gil Perreault
1988-89 - Phil Housley	1982-83 - Phil Housley	1975-76 - Craig Ramsay
1987-88 - Tom Barrasso	1981-82 - Ric Seiling	1974-75 - Rene Robert
1986-87 - Mike Foligno & Phil Housley	1980-81 - Danny Gare	1973-74 - Rick Martin
1985-86 - Mike Foligno	1979-80 - Gil Perreault	1972-73 - Gil Perreault
	1978-79 - Rick Martin	1971-72 - Roger Crozier

THE PUNCH IMLACH MEMORIAL AWARD - Named after the late General Manager and Coach of the Sabres. It is presented to the player who displays dedication and leadership in the winning tradition which Punch Imlach brought to the Sabres' organization and to professional hockey.

1990-91 - Clint Malarchuk	1988-89 - Mark Napier	1987-88 - Mike Ramsey
1989-90 - Mike Ramsey		

SABRES' CAREER LEADERS

GAMES PLAYED	TOTAL
Gil Perreault	1191
Craig Ramsay	1070
Bill Hajt	854
Mike Ramsey	812
Don Luce	766
Rick Martin	681
Ric Seiling	664
Mike Foligno	662
Dave Andreychuk	632
Lindy Ruff	608
Phil Housley	608

GOALS	TOTAL
Gil Perreault	512
Rick Martin	382
Dave Andreychuk	278
Danny Gare	267
Craig Ramsay	252
Mike Foligno	247
Rene Robert	222
Don Luce	216
Phil Housley	178
Ric Seiling	176

ASSISTS	TOTAL
Gil Perreault	814
Craig Ramsay	420
Phil Housley	380
Dave Andreychuk	341
Rene Robert	330
Rick Martin	313
Don Luce	310
Mike Foligno	264
Mike Ramsey	234
Danny Gare	233

POINTS	TOTAL
Gil Perreault	1326
Rick Martin	695
Craig Ramsay	672
Dave Andreychuk	619
Phil Housley	558
Rene Robert	552
Don Luce	526
Mike Foligno	511
Danny Gare	500
Ric Seiling	376

PENALTY MINUTES	TOTAL
Mike Foligno	1,447
Larry Playfair	1,390
Lindy Ruff	1,126
Jim Schoenfeld	1,025
Mike Hartman	890
Jerry Korab	870
Mike Ramsey	837
Danny Gare	686
Ric Seiling	524
Kevin Maguire	518

POWER PLAY GOALS	TOTAL
Gil Perreault	128
Rick Martin	112
Dave Andreychuk	105
Danny Gare	66
Phil Housley	61
Mike Foligno	61
Pierre Turgeon	57
Rene Robert	53
Jim Lorentz	46
John Tucker	38

GAME-WINNING GOALS	TOTAL
Gil Perreault	81
Rick Martin	47
Mike Foligno	43
Danny Gare	35
Rene Robert	32
Craig Ramsay	32
Don Luce	30
Dave Andreychuk	30
Jim Lorentz	25
Phil Housley	24

HAT TRICKS	TOTAL
Rick Martin	21
Gil Perreault	18
Danny Gare	10
Dave Andreychuk	6
Mike Foligno	5
Rene Robert	5
Andre Savard	4
Craig Ramsay	3
Jim Lorentz	3
Gerry Meehan	3
Eddie Shack	3

SHORT-HANDED GOALS	TOTAL
Craig Ramsay	27
Don Luce	21
Ric Seiling	9
Gil Perreault	8
Gilles Hamel	8
Andre Savard	7
Scott Arniel	6
Christian Ruuttu	6
Dave Snuggerud	6
Bill Hajt	4
Phil Housley	4

GAME-TYING GOALS	TOTAL
Danny Gare	21
Rick Martin	20
Gil Perreault	16
Craig Ramsay	15
Rene Robert	10
Don Luce	10
Mike Foligno	8
Gerry Meehan	7
Ric Seiling	6
Larry Playfair	6
Dave Andreychuk	6

SABRES' CAREER LEADERS

SHOTS	TOTAL
Gil Perreault	2,837
Rick Martin	2,192
Dave Andreychuk	1,715
Phil Housley	1,610
Don Luce	1,562
Rene Robert	1,481
Danny Gare	1,480
Craig Ramsay	1,479
Mike Foligno	1,438
Mike Ramsey	1,235

GOALIE GAMES	TOTAL
Don Edwards	307
Tom Barrasso	266
Bob Sauve	246
Roger Crozier	202
Daren Puppa	158
Jacques Cloutier	144
Dave Dryden	120
Gerry Desjardins	116
Clint Malarchuk	73
Gary Bromley	63

GOALIE MINUTES	TOTAL
Don Edwards	17,969
Tom Barrasso	15,463
Bob Sauve	14,063
Roger Crozier	10,980
Daren Puppa	8,701
Jacques Cloutier	7,442
Gerry Desjardins	6,802
Dave Dryden	6,440
Clint Malarchuk	4,053
Gary Bromley	2,334

GOALIE WINS	TOTAL
Don Edwards	156
Tom Barrasso	124
Bob Sauve	119
Roger Crozier	74
Daren Puppa	74
Gerry Desjardins	66
Jacques Cloutier	50
Dave Dryden	43
Gary Bromley	29
Clint Malarchuk	29

SHUTOUTS	TOT.
Don Edwards	14
Tom Barrasso	13
Roger Crozier	10
Bob Sauve	7
Daren Puppa	5
Dave Dryden	5
Gerry Desjardins	5
Gary Bromley	4
Clint Malarchuk	2
Joe Daley	1
Jacques Cloutier	1

GOALIE WIN. PCT.	W	L	T	PCT.
Gerry Desjardins	66	30	18	.657
Don Edwards	156	83	61	.622
Gary Bromley	29	17	14	.600
Daren Puppa	74	49	20	.587
Bob Sauve	113	76	39	.581
Tom Barrasso	124	102	28	.543
Clint Malarchuk	29	26	13	.522
Roger Crozier	74	76	29	.494
Dave Dryden	43	45	20	.491
Jacques Cloutier	50	58	15	.467

(Minimum 25 games played)

SABRES' LASTS

SCORED 10 OR MORE GOALS:
Dec. 23, 1990 vs. Quebec (10-3)

ALLOWED 10 OR MORE GOALS:
Mar. 12, 1988 at Calgary (10-4)

RECORDED 50 OR MORE SHOTS:
Mar. 18, 1990 vs. Winnipeg (50)

ALLOWED 50 OR MORE SHOTS:
Dec. 29, 1990 at New Jersey (54)

SCORED TWO SHORT-HANDED GOALS IN ONE GAME:
Feb. 2, 1986 vs. Quebec (Don Lever and Mike Foligno)

ALLOWED TWO SHORT-HANDED GOALS IN ONE GAME:
Nov. 16, 1988 at Chicago (Dave Manson and Dirk Graham)

SCORED A GOAL WHILE TWO MEN SHORT:
Jan. 30, 1990 at Quebec (Phil Housley)

WON A HOME GAME IN OVERTIME:
Mar. 20, 1991 vs. Montreal (Dave Andreychuk)

WON A ROAD GAME IN OVERTIME:
Dec. 18, 1990 at Hartford (Dave Andreychuk)

LOST A HOME GAME IN OVERTIME:
Feb. 6, 1991 vs. St. Louis (Brett Hull)

LOST A ROAD GAME IN OVERTIME:
Dec. 7, 1989 at Philadelphia (Ron Sutter)

SABRES' ONE-SEASON LEADERS

MOST GOALS IN A SEASON

Danny Gare	1979-80	56
Rick Martin	1973-74	52
Rick Martin	1974-75	52
Danny Gare	1975-76	50
Rick Martin	1975-76	49
Danny Gare	1980-81	46
Rick Martin	1979-80	45
Rick Martin	1971-72	44
Gil Perreault	1975-76	44
Gil Perreault	1977-78	41
Mike Foligno	1985-86	41

MOST ASSISTS IN A SEASON

Gil Perreault	1975-76	69
Gil Perreault	1979-80	66
Pierre Turgeon	1989-90	66
Gil Perreault	1972-73	60
Rene Robert	1974-75	60
Phil Housley	1989-90	60
Gil Perreault	1983-84	59
Dale Hawerchuk	1990-91	58
Gil Perreault	1978-79	58
Gil Perreault	1974-75	57

MOST POINTS IN A SEASON

Gil Perreault	1975-76	113
Gil Perreault	1979-80	106
Pierre Turgeon	1989-90	106
Rene Robert	1974-75	100
Gil Perreault	1974-75	96
Rick Martin	1974-75	95
Gil Perreault	1976-77	95
Gil Perreault	1983-84	90
Dale Hawerchuk	1990-91	89
Danny Gare	1979-80	89
Gil Perreault	1977-78	89

MOST PENALTY MINUTES IN A SEASON

Rob Ray	1990-91	348
Mike Hartman	1988-89	316
Larry Playfair	1981-82	258
Kevin Maguire	1988-89	241
Mike Foligno	1987-88	220
Mike Hartman	1989-90	211
Larry Playfair	1983-84	209
Mike Hartman	1990-91	204
Lindy Ruff	1981-82	194
Jerry Korab	1974-75	184
Jim Schoenfeld	1974-75	184

BEST PLUS/MINUS IN A SEASON (40 GAMES)

Don Luce	1974-75	+61
Jim Schoenfeld	1979-80	+60
Craig Ramsay	1974-75	+51
Danny Gare	1979-80	+49
Bill Hajt	1974-75	+47
Jocelyn Guevremont	1975-76	+47
Craig Ramsay	1975-76	+44
Jerry Korab	1974-75	+41
Danny Gare	1974-75	+40
Jim Schoenfeld	1975-76	+40
Tony McKegney	1979-80	+40
John Van Boxmeer	1979-80	+40

MOST POWER PLAY GOALS IN A SEASON

Rick Martin	1974-75	21
Rick Martin	1971-72	19
Pierre Turgeon	1988-89	19
Rick Martin	1975-76	18
Dave Andreychuk	1989-90	18
Danny Gare	1979-80	17
Pierre Turgeon	1989-90	17
Danny Gare	1980-81	15
Dave Andreychuk	1987-88	15
Ray Sheppard	1987-88	15

MOST GAME-WINNING GOALS IN A SEASON

Danny Gare	1979-80	11
Pierre Turgeon	1989-90	10
Gil Perreault	1976-77	9
Gil Perreault	1974-75	8
Gil Perreault	1972-73	7
Gil Perreault	1973-74	7
Craig Ramsay	1974-75	7
Rick Martin	1975-76	7
Gil Perreault	1977-78	7
Don Luce	1978-79	7
Danny Gare	1980-81	7
Gil Perreault	1983-84	7
Dave Andreychuk	1983-84	7
Mike Foligno	1987-88	7

MOST SHOTS IN A SEASON

Rick Martin	1975-76	327
Rick Martin	1973-74	320
Danny Gare	1975-76	303
Rick Martin	1974-75	301
Rick Martin	1972-73	299
Danny Gare	1974-75	274
Rene Robert	1975-76	273
Danny Gare	1979-80	270
Rick Martin	1971-72	266
Rene Robert	1972-73	265
Danny Gare	1977-78	265

SABRE FACT

Mike Ramsey was appointed captain of the Sabres in January, 1991. His predecessors in that position were Floyd Smith (1970-71), Gerry Meehan (1971-72 to 1973-74), Jim Schoenfeld (1974-75 to 1976-77), Danny Gare (1977-78 to 1981-82), Gil Perreault (1981-82 to 1986-87), Lindy Ruff (1986-87 to 1988-89) and Mike Foligno (1988-89 to 1990-91).

SABRES' ONE-SEASON LEADERS

MOST SHORT-HANDED GOALS IN A SEASON

Don Luce	1974-75	8
Craig Ramsay	1974-75	7
Craig Ramsay	1977-78	5
Don Luce	1980-81	4
Dave Snuggerrud	1990-91	4
Several tied at three each		

MOST GAME-TYING GOALS IN A SEASON

Danny Gare	1977-78	6
Danny Gare	1978-79	4
Danny Gare	1975-76	4
Rick Martin	1971-72	4
Several players tied with 3 each		

BEST SHOOTING PERCENTAGE (50+ GAMES)

Peter McNab	1974-75	24.4
Mikko Makela	1990-91	24.2
Yvon Lambert	1981-82	23.1
Craig Ramsay	1978-79	23.0
Kevin Maguire	1988-89	22.9
Gil Perreault	1979-80	22.2
Ray Sheppard	1987-88	22.0
Craig Ramsay	1980-81	21.8
Gil Perreault	1977-78	21.4
Ric Seiling	1980-81	21.4

MOST GAMES BY A GOALIE

Don Edwards	1977-78	72
Roger Crozier	1971-72	63
Don Edwards	1981-82	62
Tom Barrasso	1985-86	60
Daren Pappa	1989-90	56
Gerry Desjardins	1975-76	55
Don Edwards	1978-79	54
Bob Sauve	1982-83	54
Tom Barrasso	1984-85	54
Tom Barrasso	1987-88	54

MOST MINUTES BY A GOALIE

Don Edwards	1977-78	4,209
Roger Crozier	1971-72	3,654
Tom Barrasso	1985-86	3,561
Don Edwards	1981-82	3,500
Gerry Desjardins	1975-76	3,280
Tom Barrasso	1984-85	3,248
Daren Pappa	1989-90	3,241
Don Edwards	1978-79	3,160
Tom Barrasso	1987-88	3,133
Bob Sauve	1982-83	3,110

MOST WINS BY A GOALIE

Don Edwards	1977-78	38
Gerry Desjardins	1976-77	31
Daren Pappa	1989-90	31
Gerry Desjardins	1975-76	29
Tom Barrasso	1985-86	29
Don Edwards	1979-80	27
Gary Bromley	1974-75	26
Don Edwards	1978-79	26
Don Edwards	1981-82	26
Tom Barrasso	1983-84	26

MOST LOSSES BY A GOALIE

Roger Crozier	1971-72	34
Tom Barrasso	1985-86	24
Don Edwards	1981-82	23
Tom Barrasso	1986-87	23
Roger Crozier	1970-71	20
Dave Dryden	1973-74	20
Bob Sauve	1982-83	20
Jacques Cloutier	1986-87	19
Don Edwards	1978-79	18
Tom Barrasso	1984-85	18
Tom Barrasso	1987-88	18

BEST SAVE PERCENTAGE (25 GAME MINIMUM)

Dave Dryden	1972-73	.908
Don Edwards	1977-78	.906
Roger Crozier	1972-73	.905
Daren Pappa	1989-90	.903
Clint Malarchuk	1989-90	.903
Roger Crozier	1971-72	.902
Roger Crozier	1970-71	.901
Gerry Desjardins	1976-77	.900
Bob Sauve	1979-80	.900
Don Edwards	1976-77	.899
Don Edwards	1978-79	.899

LOWEST GOALS AGAINST AVERAGE IN A SEASON (25 GAME MINIMUM)

Bob Sauve	1979-80	2.36
Don Edwards	1976-77	2.51
Don Edwards	1979-80	2.57
Gerry Desjardins	1976-77	2.63
Don Edwards	1977-78	2.64
Dave Dryden	1972-73	2.65
Tom Barrasso	1984-85	2.66
Roger Crozier	1972-73	2.76
Tom Barrasso	1983-84	2.84
Daren Pappa	1989-90	2.89

MOST SHOTS FACED BY A GOALIE

Roger Crozier	1971-72	2,190
Don Edwards	1977-78	1,970
Tom Barrasso	1985-86	1,778
Don Edwards	1981-82	1,722
Tom Barrasso	1987-88	1,658
Daren Pappa	1989-90	1,610
Don Edwards	1978-79	1,568
Gerry Desjardins	1975-76	1,461
Dave Dryden	1973-74	1,399
Bob Sauve	1982-83	1,393

MOST GOALS BY A DEFENSEMAN

Phil Housley	1987-88	29
Phil Housley	1988-89	26
Phil Housley	1983-84	24
Phil Housley	1986-87	21
Phil Housley	1989-90	21
John Van Boxmeer	1980-81	18
John Van Boxmeer	1981-82	14
Jerry Korab	1976-77	14
Hannu Virta	1982-83	13
Jerry Korab	1975-76	13

SABRES' ONE-SEASON LEADERS

MOST ASSISTS BY A DEFENSESMAN

Phil Housley	1989-90	60
John Van Boxmeer	1981-82	54
John Van Boxmeer	1980-81	51
Phil Housley	1986-87	46
Jerry Korab	1974-75	44
Phil Housley	1988-89	44
Richie Dunn	1980-81	42
Doug Bodger	1988-89	40
Phil Housley	1983-84	40
John Van Boxmeer	1979-80	40
Jerry Korab	1978-79	40
Jocelyn Guevremont	1975-76	40

MOST POINTS BY A DEFENSESMAN

Phil Housley	1989-90	81
Phil Housley	1988-89	70
John Van Boxmeer	1980-81	69
John Van Boxmeer	1981-82	68
Phil Housley	1986-87	67
Phil Housley	1987-88	66
Phil Housley	1983-84	64
Jerry Korab	1974-75	56
Jocelyn Guevremont	1976-77	52
John Van Boxmeer	1979-80	51
Jerry Korab	1978-79	51

MOST GOALS BY A ROOKIE

Rick Martin	1971-72	44
Gil Perreault	1970-71	38
Ray Sheppard	1987-88	38
Danny Gare	1974-75	31
John Tucker	1984-85	22
Peter McNab	1974-75	22
Christian Ruuttu	1986-87	22
Steve Atkinson	1970-71	20
Ric Seiling	1977-78	19
Phil Housley	1982-83	19
J.F. Sauve	1980-81	19

SABRES' CURRENT STREAKS

UNBEATEN STREAK

Winnipeg Jets	8	12/14/88	3/13/91
Philadelphia Flyers	5	12/7/89	3/24/91
Hartford Whalers	5	12/7/90	3/30/91 (T)
Washington Capitals	4	1/19/90	3/31/91
New York Islanders	3	2/4/90	2/26/91 (T)
New Jersey Devils	2	10/25/90	3/6/91 (T)
Quebec Nordiques	2	1/31/91	3/28/91 (T)
Detroit Red Wings	1	12/2/90	1/16/91
Los Angeles Kings	1	1/10/91	2/8/91 (T)
Montreal Canadiens	1	3/16/91	3/20/91

MOST ASSISTS BY A ROOKIE

Phil Housley	1982-83	47
Christian Ruuttu	1986-87	43
Calle Johansson	1987-88	38
J.F. Sauve	1981-82	36
Gil Perreault	1970-71	34
Danny Gare	1974-75	31
Benoit Hogue	1988-89	30
Rick Martin	1971-72	30
Pierre Turgeon	1987-88	28
Alexander Mogilny	1989-90	28

MOST POINTS BY A ROOKIE

Rick Martin	1971-72	74
Gil Perreault	1970-71	72
Phil Housley	1982-83	66
Ray Sheppard	1987-88	65
Christian Ruuttu	1986-87	65
Danny Gare	1974-75	62
J.F. Sauve	1981-82	55
John Tucker	1984-85	49
Benoit Hogue	1988-89	44
Peter McNab	1974-75	43
Alexander Mogilny	1989-90	43

MOST PENALTY MINUTES BY A ROOKIE

Jim Schoenfeld	1972-73	178
Doug Barrie	1970-71	168
Kevin Maguire	1987-88	162
Benoit Hogue	1988-89	120
Bob Halkidis	1985-86	115
Steve Dykstra	1985-86	108
Bill Stewart	1978-79	101
Rob Ray	1989-90	99
Mike Hartman	1987-88	90
Joe Reekie	1986-87	82
Jeff Parker	1988-89	82

WINLESS STREAK

St. Louis Blues	5	12/3/89	2/6/91
New Jersey Devils	5	12/1/89	3/6/91 (T)
Los Angeles Kings	4	1/16/90	2/8/91 (T)
New York Rangers	3	2/9/90	11/26/90
Pittsburgh Penguins	3	3/31/90	2/19/91
Calgary Flames	2	11/4/90	1/27/91
Vancouver Canucks	2	11/9/90	3/10/91
Minnesota North Stars	2	1/12/91	3/12/91
Edmonton Oilers	1	11/23/90	2/3/91
Toronto Maple Leafs	1	1/14/91	2/17/91
New York Islanders	1	1/2/91	2/26/91 (T)
Chicago Blackhawks	1	1/24/91	3/8/91
Boston Bruins	1	3/2/91	3/23/91
Quebec Nordiques	1	2/28/91	3/28/91 (T)
Hartford Whalers	1	3/17/91	3/30/91 (T)

REGULAR SEASON

OVERTIME GOALS IN SABRES' GAMES

DATE	OPPONENT	SCORER	SCORE	TIME
Oct. 26, 1983	@ Detroit	Steve Yzerman	6-5 Det	4:38
Nov. 16, 1983	@ Winnipeg	Mike Ramsey	6-5 Buf	0:17
Feb. 8, 1984	@ Pittsburgh	Dave Andreychuk	6-5 Buf	0:31
Feb. 17, 1984	Minnesota	Dave Andreychuk	5-4 Buf	1:31
Feb. 21, 1984	@ Philadelphia	Phil Housley	5-4 Buf	4:09
Mar. 11, 1984	Hartford	Mike Foligno	4-3 Buf	1:53
Oct. 13, 1984	@ Toronto	Jim Benning	4-3 Tor	2:41
Feb. 15, 1985	Montreal	Mats Naslund	4-3 Mtl	2:31
Mar. 24, 1985	Boston	Dave Reid	4-3 Bos	0:56
Nov. 30, 1985	@ Toronto	Steve Thomas	3-2 Tor	0:26
Jan. 17, 1986	Montreal	Gates Orlando	5-4 Buf	1:11
Mar. 11, 1986	@ St. Louis	Charlie Bourgeois	3-2 STL	2:04
Oct. 22, 1986	@ Pittsburgh	Randy Cunneynorth	5-4 Pit	2:30
Nov. 12, 1986	N.Y. Rangers	Walt Poddubny	2-1 NYR	2:01
Dec. 20, 1986	@ Toronto	Steve Thomas	5-4 Tor	4:55
Jan. 8, 1987	@ Minnesota	Brian Bellows	5-4 Min	1:05
Jan. 18, 1987	Edmonton	Scott Arniel	6-5 Buf	1:49
Feb. 14, 1988	Chicago	Steve Thomas	4-3 Chi	3:48
Oct. 9, 1988	@ Philadelphia	Ron Sutter	4-3 Phi	2:44
Nov. 13, 1988	Edmonton	Esa Tikkanen	5-4 Edm	3:25
Nov. 25, 1988	Chicago	Phil Housley	5-4 Buf	3:15
Dec. 3, 1988	@ Montreal	Guy Carbonneau	3-2 Mtl	4:22
Jan. 4, 1989	Hartford	Kevin Dineen	5-4 Hfd	3:19
Jan. 21, 1989	@ Boston	Pierre Turgeon	6-5 Buf	3:58
Oct. 27, 1989	Toronto	Pierre Turgeon	6-5 Buf	2:30
Dec. 7, 1989	@ Philadelphia	Ron Sutter	4-3 Phi	0:24
Dec. 29, 1989	Boston	Craig Janney	4-3 Bos	1:33
Feb. 20, 1990	@ Winnipeg	Mike Hartman	4-3 Buf	2:06
Mar. 14, 1990	Los Angeles	Bob Kudelski	6-5 LA	1:25
Mar. 18, 1990	Winnipeg	Phil Housley	4-3 Buf	2:03
Mar. 30, 1990	@ Pittsburgh	Uwe Krupp	3-2 Buf	1:00
Nov. 23, 1990	Edmonton	Benoit Hogue	3-2 Buf	0:34
Dec. 7, 1990	Hartford	Scott Young	4-3 Hfd	0:53
Dec. 20, 1990	@ Hartford	Dave Andreychuk	4-3 Buf	1:07
Feb. 6, 1991	St. Louis	Brett Hull	5-4 STL	4:15
Mar. 20, 1991	Montreal	Dave Andreychuk	3-2 Buf	1:14

ALL-TIME RECORD IN OVERTIME DECISIONS: 16-20

SABRES' OVERTIME GOAL SCORERS

Dave Andreychuk - 4	Pierre Turgeon - 2	Mike Foligno - 1	Scott Arniel - 1	Uwe Krupp - 1
Phil Housley - 3	Mike Ramsey - 1	Gates Orlando - 1	Mike Hartman - 1	Benoit Hogue - 1

SABRE FACT

Mikko Makela led the Sabres last season with three empty net goals.

SABRES' BIGGEST WINS

DATE	OPPONENT	SCORE
12-21-75	Washington	14-2
2-25-78	@ Cleveland	13-3
3-19-81	Toronto	14-4
2-7-80	Pittsburgh	9-0
3-27-80	Detroit	10-1
12-7-80	Pittsburgh	10-1
11-13-83	Calgary	11-2
3-16-75	@ Toronto	11-3
10-22-75	N.Y. Rangers	9-1
1-27-80	Los Angeles	9-1
4-5-80	@ Pittsburgh	9-1
3-4-83	Pittsburgh	10-2

SABRES' BIGGEST LOSSES

DATE	OPPONENT	SCORE
11-7-70	@ Montreal	11-2
3-13-71	@ St. Louis	9-0
10-10-81	@ Montreal	9-0
12-22-87	@ Boston	9-0
11-5-88	@ Calgary	9-0
12-6-88	@ Hartford	9-0
11-18-87	@ Hartford	9-1 (Eight games tied at seven.)
BIGGEST HOME LOSS:		
1-6-77	Montreal	9-2

CURRENT SABRES' EMPTY NET GOALS

BY SABRES	90-91	89-90	88-89	87-88	86-87
Dale Hawerchuk	1	0	0	0	0
Christian Ruutu	0	3	1	1	0
Benoit Hogue	0	1	0	0	0
Dave Snuggerud	0	1	0	0	0
Rick Vaive	0	0	2	0	0
Pierre Turgeon	0	0	1	0	0
Mike Ramsey	0	0	0	1	0
Others	3	4	1	4	2
TEAM TOTAL	4	9	5	6	2
BY OPPONENTS	3	3	4	4	5

SABRES' TEAM GAME RECORDS

MOST GOALS FOR:

14 (14-4 vs. Toronto on Mar. 19, 1981; 14-2 vs. Washington on Dec. 21, 1975)

MOST GOALS AGAINST:

11 (11-2 at Montreal on Nov. 7, 1970)

MOST GOALS:

Buffalo and Opponent: 18 (14-4 win vs. Toronto on Mar. 19, 1981)

GREATEST WINNING MARGIN:

12 (14-2 win vs. Washington on Dec. 21, 1975)

GREATEST LOSING MARGIN:

9 (9-0 loss at Hartford on Dec. 6, 1988; 9-0 loss at Calgary on Nov. 5, 1988; 9-0 loss at Boston on Dec. 22, 1987; 9-0 loss at Montreal on Oct. 10, 1981; 9-0 loss at St. Louis on Mar. 13, 1971; 11-2 loss at Montreal on Nov. 7, 1970.)

HIGHEST TIE SCORE:

7-7 (at Montreal on Oct. 26, 1982; at St. Louis on Oct. 28, 1978)

LOWEST TIE SCORE:

0-0 (vs. Montreal on Oct. 15, 1986; at Quebec on Feb. 5, 1983; at Chicago on Oct. 31, 1979; vs. California on Nov. 9, 1972)

MOST BUFFALO SHOTS ON GOAL:

58 (vs. Kansas City on Feb. 2, 1975)

FEWEST BUFFALO SHOTS ON GOAL:

12 (vs. Calgary on Nov. 9, 1988)

MOST SHOTS ON GOAL BY OPPONENTS:

72 (at Boston on Dec. 10, 1970)

FEWEST SHOTS ON GOAL BY OPPONENTS:

8 (vs. Kansas City on Mar. 21, 1976)

MOST SHOTS ON GOAL BY SABRES AND OPPONENTS COMBINED:

100 (vs. Boston, Dec. 10, 1970)

FEWEST SHOTS ON GOAL BY SABRES AND OPPONENTS COMBINED:

33 (vs. Boston, Oct. 15, 1983)

GREATEST MARGIN OF SHOTS ON GOAL FAVORING THE SABRES:

37 (vs. Hartford, Mar. 3, 1982, 52-15)

GREATEST MARGIN OF SHOTS ON GOAL FAVORING THE SABRES:

44 (vs. Boston, Dec. 10, 1970, 72-28)

MOST BUFFALO SHOTS ON GOAL IN ONE PERIOD:

26 (vs. Cleveland on Feb. 25, 1978)

FEWEST BUFFALO SHOTS ON GOAL IN ONE PERIOD:

0 (at Montreal on Feb. 19, 1981)

MOST SHOTS ON GOAL ALLOWED IN ONE PERIOD:

30 (by Boston on Dec. 10, 1970)

FEWEST SHOTS ON GOAL ALLOWED IN ONE PERIOD:

0 (by Kansas City on Mar. 21, 1976)

MOST SHOTS BY SABRES AND OPPONENTS COMBINED IN ONE PERIOD:

41 (vs. Kansas City, Feb. 2, 1975)

LEAST SHOTS BY SABRES AND OPPONENTS COMBINED IN ONE PERIOD:

5 (vs. Minnesota, Mar. 14, 1972; vs. Los Angeles, Dec. 23, 1972; vs. St. Louis, Jan. 13, 1974)

MOST SHOTS BY THE SABRES IN AN OVERTIME PERIOD:

7 (vs. N.Y. Rangers, Nov. 21, 1990)

MOST SHOTS BY OPPONENTS IN AN OVERTIME PERIOD:

9 (vs. Vancouver, Jan. 8, 1991; vs. Minnesota, Feb. 23, 1991)

MOST SHOTS BY SABRES AND OPPONENTS COMBINED IN AN OVERTIME PERIOD:

11 (vs. N.Y. Rangers, Nov. 21, 1990)

MOST BUFFALO PEVALTY MINUTES:

115 (vs. Hartford on Feb. 18, 1990)

MOST PEVALTY MINUTES BY OPPONENTS:

121 (vs. Pittsburgh on Dec. 7, 1980)

MOST PEVALTY MINUTES BY BUFFALO AND OPPONENTS:

235 (Pittsburgh at Buffalo on Dec. 7, 1980)

FASTEST TWO BUFFALO GOALS BY ONE PLAYER:

:10 (Danny Gare at Washington on Nov. 8, 1980)

FASTEST TWO GOALS AGAINST BY ONE PLAYER:

:10 (Darryl Sittler at Toronto on Feb. 19, 1972.)

FASTEST THREE BUFFALO GOALS BY ONE PLAYER:

3:49 (Don Luce at Washington on Dec. 22, 1974)

FASTEST THREE GOALS AGAINST BY ONE PLAYER:

4:55 (Rick Kehoe at Pittsburgh on Mar. 10, 1976)

FASTEST TWO BUFFALO GOALS:

:04 (Lee Fogolin and Don Luce vs. California on Oct. 17, 1974)

FASTEST TWO GOALS AGAINST:

:07 (Marcel Dionne and Hartland Monahan of Los Angeles on Jan. 11, 1978; Jim Moxey and Wayne Merrick at California on Feb. 1, 1976)

FASTEST THREE BUFFALO GOALS:

:41 (John Van Boxmeer, Lindy Ruff and Craig Ramsay vs. New York Islanders on Oct. 26, 1980)

FASTEST THREE GOALS AGAINST:

:34 (Danny Gare twice and Bob Manno at Detroit on Oct. 26, 1984)

FASTEST TWO GOALS, BOTH TEAMS:

:04 (Marian Stastny and Dale McCourt at Quebec on Jan. 2, 1982)

FASTEST THREE GOALS, BOTH TEAMS:

:18 (Jim Moxey, Wayne Merrick and Danny Gare at California on Feb. 1, 1976)

FASTEST BUFFALO GOAL FROM OPENING FACE-OFF:

:07 (Danny Gare vs. Vancouver on Dec. 17, 1978)

FASTEST OPPONENTS' GOAL FROM OPENING FACE-OFF:

:09 (Jim Wiemer of N.Y. Rangers on Mar. 27, 1985; Yvon Cournoyer at Montreal on Dec. 22, 1973)

SABRES' TEAM GAME RECORDS

FASTEST BUFFALO GOAL FROM START OF A PERIOD:
:06 (Jerry Korab vs. N.Y. Rangers on Dec. 4, 1975)

FASTEST TWO GOALS FROM START OF A PERIOD:
:31 (Rene Robert and Rick Martin at N.Y. Rangers on Jan. 10, 1974)

FASTEST GOAL BY ROOKIE FROM START OF FIRST NHL GAME:
:18 (Danny Gare vs. Boston on Oct. 10, 1974)

MOST BUFFALO GOALS IN ONE PERIOD:
9 (vs. Toronto on Mar. 19, 1981)

SABRES' INDIVIDUAL GAME RECORDS

MOST GOALS: 5 - Dave Andreychuk at Boston, Feb. 6, 1986.

MOST GOALS BY A DEFENSEMAN: 3 - Phil Housley vs. New Jersey, Jan. 22, 1988 and vs. Winnipeg, Jan. 23, 1983; Hannu Virta at Montreal, Mar. 19, 1983; Jim Schoenfeld at Winnipeg, Mar. 13, 1981; John Van Boxmeer at N.Y. Islanders, Nov. 7, 1981; Jerry Korab vs. Minnesota, Nov. 19, 1978.

MOST ASSISTS: 5 - Gil Perreault vs. Winnipeg Jan. 4, 1984, vs. St. Louis Mar. 9, 1980; at California, Feb. 1, 1976.

MOST ASSISTS BY A DEFENSEMAN: 4 - Bill Hajt vs. N.Y. Rangers, Nov. 13, 1976; Phil Housley at Quebec, Dec. 23, 1989.

MOST POINTS: 7 - Gil Perreault at California, Feb. 1, 1976.

MOST GOALS, BUFFALO AND OPPONENT, IN ONE PERIOD:
12 (Buffalo, 9, and Toronto, 3, on Mar. 19, 1981)

MOST BUFFALO POINTS IN ONE GAME:
40 (vs. Washington on Dec. 21, 1975)

MOST BUFFALO POINTS IN ONE PERIOD:
23 (vs. Toronto on Mar. 19, 1981 and vs. Washington on Dec. 21, 1975)

MOST POINTS, BUFFALO AND OPPONENT, IN ONE PERIOD:
31 (Buffalo, 23, and Toronto, 8, on Mar. 19, 1981)

MOST POINTS BY A DEFENSEMAN: 5 - John Van Boxmeer at N.Y. Islanders, Nov. 7, 1981; Phil Housley at Quebec, Dec. 23, 1989.

MOST PENALTY MINUTES: 38 - Reg Fleming vs. Pittsburgh, Oct. 18, 1970.

MOST SHOTS ON GOAL: 12 - Ken Priestlay vs. N.Y. Rangers, Mar. 4, 1988; Mike Foligno vs. Hartford, Mar. 3, 1982; Jim Schoenfeld vs. Toronto, Dec. 10, 1978; Rene Robert vs. Boston, Apr. 1, 1976.

MOST SAVES: 64 - Joe Daley at Boston, Dec. 10, 1970.

FEWEST SAVES IN COMPLETE GAME: 7 - Al Smith vs. Kansas City, Mar. 21, 1976.

SABRES' FIRSTS

FIRST PLAYERS ON THE ICE: Roger Crozier, Paul Terbenche, Tracy Pratt, Ron Anderson, Hap Myers and Bill Inglis.

FIRST GOAL: Jim Watson, Oct. 10, 1970, at Pittsburgh at 5:01 of second period.

FIRST ASSIST: Gerry Meehan, Oct. 10, 1970, at Pittsburgh on Jim Watson's goal.

FIRST PENALTY: Gerry Meehan, Oct. 10, 1970, at Pittsburgh for holding at 7:54 of first period.

FIRST GOAL BY OPPONENT: Wally Boyer of Pittsburgh, Oct. 10, 1970, at 8:09 of second period.

FIRST ASSIST BY OPPONENT: Duane Rupp of Pittsburgh, Oct. 10, 1970, on Boyer's goal.

FIRST PENALTY BY OPPONENT: Duane Rupp of Pittsburgh, Oct. 10, 1970, for hooking at 1:41 of first period.

FIRST POWER PLAY GOAL: Gil Perreault, Oct. 10, 1970, at Pittsburgh at 11:26 of third period.

FIRST POWER PLAY GOAL BY OPPONENT: Dave Balon of N.Y. Rangers, Oct. 14, 1970 in New York at 15:52 of third period.

FIRST SHORT-HANDED GOAL: Ron Anderson, October 23, 1970 vs. Detroit at 13:40 of the third period.

FIRST MAJOR PENALTY: Brian McDonald, Oct. 10, 1970, at Pittsburgh for fighting at 8:01 of third period.

FIRST MAJOR PENALTY BY OPPONENT: Bryan Hextall of Pittsburgh, Oct. 10, 1970 for fighting at 8:01 of third period.

FIRST WIN: Oct. 10, 1970 (2-1 at Pittsburgh)

FIRST TIE: Oct. 18, 1970 (1-1 vs. Pittsburgh)

FIRST LOSS: Oct. 14, 1970 (3-0 in New York vs. Rangers)

FIRST SHUTOUT: Dec. 6, 1970 by Roger Crozier vs. Minnesota (1-0)

FIRST SHUTOUT BY OPPONENT: Oct. 14, 1970 by Ed Giacomin at N.Y. Rangers (3-0)

FIRST GOAL AT HOME: Oct. 18, 1970 by Gerry Meehan vs. Pittsburgh at 5:48 of the second period.

FIRST HAT TRICK: Jan. 29, 1971 by Gil Perreault vs. California

FIRST HAT TRICK BY OPPONENT: Dec. 22, 1970 by Dave Balon of N.Y. Rangers

FIRST TWO GOAL GAME: Oct. 27, 1970 by Randy Wyrozub vs. Vancouver

FIRST MULTIPLE POINT GAME: Oct. 10, 1970 by Gerry Meehan vs. Pittsburgh (goal and assist)

SABRES' TEAM SEASON RECORDS

CATEGORY	OVERALL	HOME	AWAY
POINTS - Most	113 (74-75)	63 (72-73)	51 (74-75)
- Least	51 (71-72)	31 (71-72)	20 (71-72)
WINS - Most	49 (74-75)	30 (72-73)	23 (83-84)
- Least	16 (71-72)	11 (71-72)	5 (71-72)
LOSSES - Most	44 (86-87)	19 (71-72)	26 (twice)
- Least	16 (74-75)	5 (79-80)	10 (74-75)
TIES - Most	21 (80-81)	12 (twice)	11 (72-73)
- Least	6 (85-86)	1 (85-86)	1 (83-84)
OVERTIME GAMES - Most	24 (90-91)	16 (90-91)	9 (89-90)
OVERTIME WINS - Most	5 (83-84)	2 (4 times)	3 (83-84)
OVERTIME LOSSES - Most	4 (twice)	2 (3 times)	4 (86-87)
GOALS SCORED - Most	354 (74-75)	199 (74-75)	155 (74-75)
- Least	203 (71-72)	110 (71-72)	93 (71-72)
GOALS AGAINST - Most	308 (86-87)	147 (85-86)	168 (70-71)
- Least	201 (79-80)	80 (72-73)	106 (79-80)
SHUTOUTS - Most	7 (74-75)	6 (72-73)	4 (85-86)
SHUTOUTS AGAINST - Most	7 (70-71)	3 (70-71)	4 (twice)
NON-SHUTOUT STREAK	178 (11-18-83 to 1-4-86)	340 (11-23-77 to 2-12-86)	87 (11-18-83 to 1-4-86)
LONGEST WIN STREAK	10 (1-4-84 to 1-23-84)	12 (twice)	10 (12-10-83 to 1-23-84)
LONGEST UNBEATEN STREAK	14 (3-6-80 to 4-6-80)	21 (10-8-72 to 1-7-73)	10 (12-10-83 to 1-23-84)
LONGEST LOSING STREAK	7 (10-25-70 to 11-8-70)	5 (twice)	7 (twice)
LONGEST WINLESS STREAK	10 (11-7-71 to 12-1-71)	12 (1-27-91 to 3-17-91)	23 (10-30-71 to 2-19-72)

LONGEST WINNING STREAK AT THE START OF A SEASON: 8 (1975-76)

LONGEST LOSING STREAK AT THE START OF A SEASON: 2 (1982-83)

MOST CONSECUTIVE TIES: 4 (Four times)

MOST CONSECUTIVE TIES AT HOME: 5 (1984-85)

MOST CONSECUTIVE TIES ON THE ROAD: 4 (1981-82)

MOST 20 GOAL SCORERS: 9 (74-75)

MOST 30 GOAL SCORERS: 6 (74-75)

MOST 40 GOAL SCORERS: 3 (79-80, 75-76)

MOST 50 GOAL SCORERS: 1 (Four times)

MOST POWER PLAY GOALS: 83 (74-75)

LEAST POWER PLAY GOALS: 48 (73-74)

MOST POWER PLAY GOALS AGAINST: 95 (87-88)

LEAST POWER PLAY GOALS AGAINST: 31 (77-78)

MOST SHORT-HANDED GOALS: 17 (74-75)

LEAST SHORT-HANDED GOALS: 1 (71-72)

MOST SHORT-HANDED GOALS AGAINST: 14 (Twice)

LEAST SHORT-HANDED GOALS AGAINST: 3 (77-78)

MOST PENALTY MINUTES: 2263 (1987-88)

LEAST PENALTY MINUTES: 787 (1973-74)

SABRES' INDIVIDUAL SEASON RECORDS

MOST GOALS BY A ROOKIE:
44 - Rick Martin (1971-72)

MOST ASSISTS BY A ROOKIE:
47 - Phil Housley (1982-83)

MOST POINTS BY A ROOKIE:
74 - Rick Martin (1971-72)

MOST PENALTY MINUTES BY A ROOKIE:
178 - Jim Schoenfeld (1972-73)

MOST CONSECUTIVE GOAL-SCORING GAMES:
8 - Mike Foligno, Dec. 28, 1984 to Jan. 12, 1985.

MOST CONSECUTIVE ASSISTS-SCORING GAMES:
11 - Gil Perreault, Dec. 23, 1984 to Jan. 13, 1985.

MOST POINT-SCORING GAMES IN SUCCESSION:
18 - Gil Perreault, 1971-72.

HIGHEST PLUS-MINUS RATING:
+61 - Don Luce (1974-75)

HIGHEST SHOOTING PERCENTAGE (50 OR MORE GAMES):
24.4 - Peter McNab, 1974-75.

SABRES' INDIVIDUAL RECORDS

OVERALL

Most Games Played:	80 - 23 players	1191 - Gil Perreault
Most Goals:	56 - Danny Gare (79-80)	512 - Perreault
Most Assists:	69 - Perreault (75-76)	814 - Perreault
Most Points:	113 - Perreault (75-76)	1326 - Perreault
Most Penalty Minutes:	348 - Rob Ray (90-91)	1450 - Mike Foligno
Most Hat Tricks:	7 - Rick Martin (75-76)	21 - Martin
Most PPG:	21 - Martin (75-76)	128 - Perreault
Most SHG:	8 - Don Luce (74-75)	27 - Craig Ramsay
Most GWG:	11 - Gare (79-80)	81 - Perreault
Most GTG:	6 - Gare (77-78)	21 - Gare
Most Shots:	327 - Martin (75-76)	2837 - Perreault

LEFT WINGS

	ONE SEASON	CAREER
Most Games Played:	80 - Six players	1070 - Ramsay
Most Goals:	52 - Martin (twice)	382 - Martin
Most Assists:	51 - Dave Andreychuk (85-86)	420 - Ramsay
Most Points:	95 - Martin (74-75)	695 - Martin
Most Penalty Minutes:	348 - Rob Ray (90-91)	1126 - Lindy Ruff*

CENTERS

	ONE SEASON	CAREER
Most Games Played:	80 - Six players	1191 - Perreault
Most Goals:	44 - Perreault (75-76)	512 - Perreault
Most Assists:	69 - Perreault (75-76)	814 - Perreault
Most Points:	113 - Perreault (75-76)	1326 - Perreault
Most Penalty Minutes:	120 - Benoit Hogue (88-89)	500 - Perreault

RIGHT WINGS

	ONE SEASON	CAREER
Most Games Played:	80 - Three players	664 - Ric Seiling
Most Goals:	56 - Gare (79-80)	267 - Gare
Most Assists:	60 - Rene Robert (74-75)	330 - Robert
Most Points:	100 - Robert (74-75)	552 - Robert
Most Penalty Minutes:	241 - Kevin Maguire (88-89)	1450 - Foligno

DEFENSEMEN

	ONE SEASON	CAREER
Most Games Played:	80 - Eight players	854 - Bill Hajt
Most Goals:	29 - Phil Housley (87-88)	156 - Housley
Most Assists:	60 - Housley (89-90)	334 - Housley
Most Points:	81 - Housley (89-90)	490 - Housley
Most Penalty Minutes:	258 - Larry Playfair (81-82)	1390 - Playfair

GOALIES

	ONE SEASON	CAREER
Most Games Played:	72 - Don Edwards (77-78)	307 - Edwards
Most Minutes Played:	4209 - Edwards (77-78)	17969 - Edwards
Most Wins:	38 - Edwards (77-78)	156 - Edwards
Most Losses:	34 - Roger Crozier (71-72)	102 - Tom Barrasso
Most Shutouts:	5 - Barrasso (84-85) - Edwards (77-78)	14 - Edwards
Most Penalty Minutes:	50 - Barrasso (87-88)	160 - Barrasso
Most Assists:	6 - Barrasso (84-85)	17 - Barrasso
Lowest GAA:	2.36 - Bob Sauve (79-80)	2.81 - Gerry Desjardins

* - Has spent part of his career at defense.

SABRES' INDIVIDUAL CAREER RECORDS

MOST SEASONS: Gil Perreault - 17 (1970-71 to 1986-87)

MOST CONSECUTIVE GAMES PLAYED: 776 - Craig Ramsay, Mar. 27, 1973 to Feb. 10, 1983.

MOST 20-GOAL SEASONS: 15 - Gil Perreault.

MOST 30-GOAL SEASONS: 10 - Gil Perreault.

MOST 40-GOAL SEASONS: 5 - Rick Martin.

MOST 50-GOAL SEASONS: 2 - Danny Gare and Rick Martin.

MOST CONSECUTIVE 20-GOAL SEASONS: 12 - Gil Perreault (1974-75 to 1985-86).

MOST CONSECUTIVE 30-GOAL SEASONS: 6 - Rick Martin (1971-72 to 1976-77).

MOST CONSECUTIVE 40-GOAL SEASONS: 3 - Rick Martin (1973-74 to 1975-76).


MOST CONSECUTIVE 50-GOAL SEASONS: 2 - Rick Martin (1973-74 to 1974-75).

At Merchant's, we're dedicated to a better Western New York.

One of the organizations that helps to make our community a better place to live is the Buffalo Sabres. From one 'Team' to another, best wishes for a very successful season.

"The only name you need to know in insurance..."

MERCHANTS INSURANCE GROUP
250 Main Street, Buffalo, New York 14202
716-849-3333



Merchant's
Insurance
Group

SABRES' PENALTY SHOTS

NOVEMBER 5, 1970 at Buffalo - Paul Andrea unsuccessful vs. Vancouver's Dunc Wilson.

DECEMBER 20, 1973 at Buffalo - John Gould unsuccessful vs. Montreal's Michel Plasse.

JANUARY 31, 1974 at Philadelphia - Rick Martin successful vs. Philadelphia's Bernie Parent.

JANUARY 25, 1975 at Montreal - Rick Martin unsuccessful vs. Montreal's Michel Larocque.

FEBRUARY 2, 1975 at Buffalo - Don Luce unsuccessful vs. Kansas City's Denis Herron.

OCTOBER 19, 1975 at Buffalo - Don Luce unsuccessful vs. Washington's Ron Low.

FEBRUARY 4, 1976 at Los Angeles - Gil Perreault unsuccessful vs. Los Angeles' Rogie Vachon.

FEBRUARY 22, 1976 at Buffalo - Rene Robert unsuccessful vs. Montreal's Ken Dryden.

APRIL 1, 1978 at Toronto - Gil Perreault unsuccessful vs. Toronto's Mike Palmateer.

DECEMBER 19, 1982 at Buffalo - Brent Peterson unsuccessful vs. Quebec's Dan Bouchard.

NOVEMBER 25, 1983 at Buffalo - Gil Perreault successful vs. Chicago's Murray Bannerman.

JANUARY 14, 1984 at Detroit - Brent Peterson unsuccessful vs. Detroit's Greg Stelan.

OCTOBER 31, 1984 at Buffalo - John Tucker successful vs. Philadelphia's Pelle Lindbergh.

DECEMBER 26, 1984 at Buffalo - John Tucker unsuccessful vs. Toronto's Rick St. Croix.

NOVEMBER 22, 1986 at Quebec - Dave Andreychuk unsuccessful vs. Quebec's Clint Malarchuk.

NOVEMBER 15, 1987 at Buffalo - Christian Ruuttu unsuccessful vs. Toronto's Ken Wregget.

***APRIL 9, 1988** at Buffalo - John Tucker successful vs. Boston's Andy Moog.

FEBRUARY 19, 1989 at Buffalo - Mike Foligno unsuccessful vs. Detroit's Glen Hanlon.

OCTOBER 17, 1990 at Buffalo - Pierre Turgeon successful vs. Montreal's Patrick Roy

* - indicates a playoff game

OPPONENTS' PENALTY SHOTS

OCTOBER 20, 1971 at Toronto - Paul Henderson unsuccessful vs. Roger Crozier.

NOVEMBER 12, 1972 at Buffalo - Lowell McDonald of Pittsburgh unsuccessful vs. Roger Crozier.

MARCH 9, 1973 at Vancouver - Andre Boudrias successful vs. Roger Crozier.

NOVEMBER 13, 1974 at Montreal - Steve Shutt unsuccessful vs. Gary Bromley.

DECEMBER 5, 1974 at Buffalo - Tommy Williams of Washington unsuccessful vs. Gary Bromley.

JANUARY 23, 1975 at Buffalo - Pierre Jarry of Detroit unsuccessful vs. Roger Crozier.

FEBRUARY 22, 1981 at Buffalo - Steve Shutt of Montreal unsuccessful vs. Don Edwards.

DECEMBER 17, 1981 at Philadelphia - Behn Wilson successful vs. Don Edwards.

MARCH 29, 1983 at Hartford - Blaine Stoughton successful vs. Bob Sauve.

MARCH 9, 1984 at Buffalo - Marcel Dionne of Los Angeles successful vs. Tom Barrasso.

JANUARY 5, 1985 at New York Islanders - Bryan Trottier unsuccessful vs. Tom Barrasso.

JANUARY 24, 1991 at Chicago - Dave Manson unsuccessful vs. Darcy Wakaluk.

SABRES' SHUTOUTS

GOALTENDER	OPPONENT	SCORE	DATE	PLACE
Roger Crozier	Minnesota	1-0	12-6-70	Buffalo
Joe Daley	California	3-0	2-12-71	Buffalo
Dave Dryden	Minnesota	5-0	3-14-71	Minnesota
Roger Crozier	Los Angeles	2-0	12-2-71	Buffalo
Roger Crozier	Vancouver	1-0	1-20-72	Buffalo
Roger Crozier	California	0-0	11-9-72	Buffalo
Roger Crozier	Pittsburgh	1-0	11-12-72	Buffalo
Dave Dryden	Toronto	4-0	12-17-72	Buffalo
Dave Dryden	Philadelphia	2-0	1-8-73	Buffalo
Dave Dryden	California	4-0	2-8-73	Buffalo

SABRES' SHUTOUTS

GOALTENDER	OPPONENT	SCORE	DATE	PLACE
Dave Dryden	St.Louis	1-0	1-13-74	Buffalo
Gary Bromley	St.Louis	2-0	10-26-74	St.Louis
Roger Crozier	Atlanta	4-0	11-17-74	Buffalo
Gary Bromley	Minnesota	5-0	12-8-74	Buffalo
Gary Bromley	Washington	4-0	12-22-74	Washington
Roger Crozier	California	4-0	1-15-75	California
Gary Bromley	Kansas City	5-0	1-19-75	Buffalo
Roger Crozier	Los Angeles	5-0	2-27-75	Buffalo
Roger Crozier	Detroit	4-0	10-9-75	Buffalo
Gerry Desjardins	Boston	4-0	11-5-75	Buffalo
Gerry Desjardins	Pittsburgh	6-0	1-11-76	Buffalo
Gerry Desjardins	Vancouver	4-0	10-20-76	Buffalo
Gerry Desjardins	St.Louis	5-0	11-10-76	Buffalo
Gerry Desjardins	Colorado	3-0	1-16-77	Buffalo
Don Edwards	Chicago	3-0	2-16-77	Buffalo
Don Edwards	Philadelphia	2-0	2-24-77	Buffalo
Don Edwards	Montreal	4-0	10-30-77	Montreal
Don Edwards	Vancouver	3-0	12-11-77	Buffalo
Don Edwards	N.Y. Rangers	2-0	2-9-78	Buffalo
Don Edwards	Los Angeles	5-0	2-16-78	Buffalo
Don Edwards	Philadelphia	4-0	2-23-78	Buffalo
Don Edwards	Toronto	1-0	10-19-78	Buffalo
Don Edwards	Washington	2-0	11-11-78	Washington
Bob Sauve	Quebec	3-0	10-27-79	Quebec
Bob Sauve	Chicago	0-0	10-31-79	Chicago
Bob Sauve	Washington	2-0	12-2-79	Buffalo
Don Edwards	Detroit	4-0	12-10-79	Buffalo
Bob Sauve	Vancouver	3-0	2-3-80	Buffalo
Don Edwards	Pittsburgh	9-0	2-7-80	Buffalo
Bob Sauve	Edmonton	2-0	10-15-80	Buffalo
Don Edwards	N.Y. Rangers	4-0	1-18-81	Buffalo
Don Edwards	Winnipeg	4-0	2-1-81	Buffalo
Don Edwards	Philadelphia	4-0	2-5-81	Philadelphia
Bob Sauve	Calgary	4-0	3-4-81	Buffalo
Bob Sauve	Quebec	0-0	2-5-83	Quebec
Tom Barrasso	Los Angeles	4-0	1-18-84	Los Angeles
Tom Barrasso	New Jersey	6-0	3-24-84	New Jersey
Tom Barrasso	Toronto	6-0	12-26-84	Buffalo
Tom Barrasso	Winnipeg	4-0	12-28-84	Buffalo
Tom Barrasso	Boston	3-0	1-10-85	Boston
Tom Barrasso	Hartford	2-0	1-19-85	Hartford
Tom Barrasso	Washington	4-0	3-2-85	Washington
Tom Barrasso	Montreal	6-0	10-16-85	Montreal
Daren Puppa	Edmonton	2-0	11-1-85	Edmonton
Tom Barrasso	Hartford	2-0	11-19-85	Hartford
Jacques Cloutier	Philadelphia	1-0	3-27-86	Philadelphia
Tom Barrasso	Montreal	0-0	10-15-86	Buffalo
Tom Barrasso	Hartford	6-0	4-5-87	Buffalo
Tom Barrasso	St. Louis	3-0	2-16-88	St. Louis
Tom Barrasso	Boston	3-0	3-6-88	Buffalo
Daren Puppa	N.Y. Islanders	3-0	11-12-88	New York
Clint Malarchuk	N.Y. Rangers	2-0	3-8-89	New York
Daren Puppa	Hartford	5-0	3-10-90	Hartford
Clint Malarchuk	Hartford	5-0	10-28-90	Buffalo
Daren Puppa	Chicago	5-0	12-28-90	Buffalo
Daren Puppa	Winnipeg	2-0	2-10-91	Winnipeg

OPPONENTS' SHUTOUTS

GOALTENDER	OPPONENT	SCORE	DATE	PLACE
Ed Giacomini	N.Y. Rangers	3-0	10-14-70	New York
Phil Myre	Montreal	3-0	10-15-70	Buffalo
Tony Esposito	Chicago	4-0	10-25-70	Buffalo
Cesar Mantlago	Minnesota	3-0	11-21-70	Minnesota
Bruce Gamble	Toronto	4-0	12-13-70	Buffalo
Ed Giacomini	N.Y. Rangers	4-0	12-16-70	New York
Glenn Hall	St. Louis	9-0	3-13-71	St. Louis
Doug Favell	Philadelphia	5-0	12-16-71	Philadelphia
Jim Rutherford	Pittsburgh	2-0	2-17-72	Buffalo
Ken Dryden	Montreal	4-0	2-20-71	Buffalo
Gary Edwards	California	0-0	11-9-72	Buffalo
Rogie Vachon	Los Angeles	2-0	12-23-72	Los Angeles
Ed Johnston	Boston	6-0	1-14-73	Boston
Jacques Caron	St. Louis	2-0	3-13-73	St. Louis
Gilles Meloche	California	2-0	11-18-73	Buffalo
Dan Bouchard	Atlanta	3-0	1-9-74	Atlanta
Gilles Gilbert	Boston	4-0	3-12-74	Boston
Bernie Parent	Philadelphia	6-0	2-1-75	Philadelphia
Gary Smith	Vancouver	4-0	11-25-75	Vancouver
Glenn Resch	N.Y. Islanders	3-0	12-7-75	Buffalo
Ed Giacomini	Detroit	4-0	10-9-76	Detroit
Glenn Resch	N.Y. Islanders	3-0	12-4-76	New York
Gary Edwards	Cleveland	3-0	1-23-77	Buffalo
Mike Veisor	Chicago	2-0	10-16-77	Buffalo
Ron Grahame	Boston	2-0	10-23-77	Buffalo
Ron Low	Detroit	7-0	3-28-78	Detroit
Mike Palmateer	Toronto	2-0	10-18-78	Toronto
Mario Lessard	Los Angeles	6-0	10-26-78	Los Angeles
Glenn Resch	N.Y. Islanders	2-0	3-31-79	New York
Jim Rutherford	Detroit	4-0	10-25-79	Detroit
Tony Esposito	Chicago	0-0	10-31-79	Chicago
Rick Wamsley	Montreal	9-0	10-10-81	Montreal
Murray Bannerman	Chicago	4-0	10-20-82	Chicago
Pete Peeters	Boston	4-0	1-20-83	Boston
Dan Bouchard	Quebec	0-0	2-5-83	Quebec
Brian Hayward	Winnipeg	6-0	3-9-83	Winnipeg
Billy Smith	N.Y. Islanders	4-0	11-5-83	New York
Andy Moog	Edmonton	7-0	11-18-83	Edmonton
Pat Riggin	Boston	4-0	1-4-86	Boston
Bob Froese	Philadelphia	4-0	2-12-86	Buffalo
Patrick Roy	Montreal	0-0	10-15-86	Buffalo
Mike Liut	Hartford	3-0	11-26-86	Hartford
Clint Malarchuk	Quebec	7-0	12-13-86	Quebec
Don Beaupre	Minnesota	5-0	1-20-87	Minnesota
Grant Fuhr	Edmonton	5-0	11-7-87	Edmonton
Rejean Lemelin	Boston	9-0	12-22-87	Boston
Rejean Lemelin	Boston	2-0	12-31-87	Buffalo
Greg Stefan	Detroit	4-0	3-1-88	Detroit
Rick Wamsley	Calgary	9-0	11-5-88	Calgary
Peter Sidorkiewicz	Hartford	9-0	12-6-88	Hartford
Jon Casey	Minnesota	3-0	3-18-89	Minnesota
Grant Fuhr	Edmonton	3-0	11-17-89	Edmonton
Mark Fitzpatrick	N.Y. Islanders	3-0	12-5-89	New York
Patrick Roy	Montreal	1-0	2-3-90	Montreal
Glenn Healy	N.Y. Islanders	1-0	2-4-90	Buffalo
John Vanbiesbrouck	N.Y. Rangers	5-0	11-26-90	New York
Jeff Reese	Toronto	3-0	2-17-91	Buffalo

YEARLY WON-LOST RECORDS OF SABRE GOALIES

YEAR	GOALIE	W	L	T	YEAR	GOALIE	W	L	T
1970-71	Roger Crozier	9	20	7	1981-82	Jacques Cloutier	5	1	0
	Joe Daley	12	16	8		Don Edwards	26	23	9
	Dave Dryden	3	3	0		Paul Harrison	2	1	1
1971-72	Roger Crozier	13	34	14		Bob Sauve	6	1	5
	Dave Dryden	3	9	5	1982-83	Jacques Cloutier	10	7	6
1972-73	Roger Crozier	23	13	7		Phil Myre	3	2	0
	Dave Dryden	14	13	7		Bob Sauve	25	20	7
	Rocky Farr	0	1	0	1983-84	Tom Barrasso	26	12	3
1973-74	Gary Bromley	3	5	3		Bob Sauve	22	13	4
	Roger Crozier	4	5	0	1984-85	Tom Barrasso	25	18	10
	Dave Dryden	23	20	8		Jacques Cloutier	0	0	1
	Rocky Farr	2	4	1		Bob Sauve	13	10	3
1974-75	Gary Bromley	26	11	11	1985-86	Tom Barrasso	29	24	5
	Roger Crozier	17	2	1		Jacques Cloutier	5	9	1
	Gerry Desjardins	6	2	1		Daren Puppa	0	2	1
	Rocky Farr	0	1	2	1986-87	Tom Barrasso	17	23	2
1975-76	Gary Bromley	0	1	0		Jacques Cloutier	11	19	5
	Roger Crozier	8	2	5		Daren Puppa	0	2	1
	Gerry Desjardins	29	15	11	1987-88	Tom Barrasso	25	18	8
	Al Smith	9	3	2		Jacques Cloutier	4	8	2
1976-77	Gerry Desjardins	31	12	6		Daren Puppa	8	6	1
	Don Edwards	16	7	2	1988-89	Tom Barrasso	2	7	0
	Bob Sauve	1	2	0		Jacques Cloutier	15	14	0
	Al Smith	0	3	0		Clint Malarchuk	3	1	1
1977-78	Gerry Desjardins	0	1	0		Daren Puppa	17	10	6
	Don Edwards	38	16	17		Darcy Wakaluk	1	3	0
	Bob Sauve	6	2	0	1989-90	Clint Malarchuk	14	11	2
1978-79	Don Edwards	26	18	9		Daren Puppa	31	16	6
	Randy Ireland	0	0	0	1990-91	David Littman	0	0	0
	Bob Sauve	10	10	7		Clint Malarchuk	12	14	10
1979-80	Don Edwards	27	9	12		Daren Puppa	15	11	6
	Bob Sauve	20	8	4		Darcy Wakaluk	4	5	3
1980-81	Don Edwards	23	10	12					
	Bob Sauve	16	10	9					

SABRE FACT

The Sabres lost 235 man-games to injury in 1990-91. The yearly totals are as follows:

1990-91 - 235	1985-86 - 279	1980-81 - 160
1989-90 - 206	1984-85 - 155	1979-80 - 45
1988-89 - 334	1983-84 - 145	1978-79 - 187
1987-88 - 390	1982-83 - 123	1977-78 - 233
1986-87 - 192	1981-82 - 108	1976-77 - 93

SABRES' HAT TRICKS

PLAYER	OPPONENT	DATE	PLACE
Gil Perreault	California	1-29-71	California
Eddie Shack	Los Angeles	2-4-71	Buffalo
Gerry Meehan	Detroit	2-20-71	Detroit
Steve Atkinson	Minnesota	2-28-71	Buffalo
Eddie Shack	Boston	3-21-71	Boston
Eddie Shack	Pittsburgh	3-31-71	Pittsburgh
Rick Martin	Vancouver	10-30-71	Vancouver
Craig Ramsay	Minnesota	12-5-71	Buffalo
Rick Martin	California	1-2-72	Buffalo
Rick Martin (4)	Atlanta	10-22-72	Buffalo
Gerry Meehan	Minnesota	12-2-72	Minnesota
Rene Robert	Minnesota	12-2-72	Minnesota
Gerry Meehan	Chicago	12-28-72	Buffalo
Rick Martin	California	10-31-73	Buffalo
Rick Dudley	NY Rangers	12-6-73	Buffalo
Jim Lorentz	Detroit	12-31-73	Detroit
Rick Martin	Pittsburgh	1-3-74	Buffalo
Rick Martin	Minnesota	3-17-74	Buffalo
Rick Martin	St. Louis	4-7-74	Buffalo
Gil Perreault	Boston	10-10-74	Buffalo
Rene Robert	Montreal	11-13-74	Montreal
Rick Martin (4)	Washington	12-3-74	Washington
Gil Perreault	Washington	12-5-74	Buffalo
Don Luce	Washington	12-22-74	Washington
Craig Ramsay	Washington	2-21-75	Washington
Rick Martin	Toronto	3-16-75	Toronto
Gil Perreault	Toronto	3-16-75	Toronto
Danny Gare	Toronto	10-12-75	Buffalo
Rick Martin	Washington	10-19-75	Buffalo
Rick Martin	NY Rangers	10-22-75	Buffalo
Rick Martin	Minnesota	12-18-75	Buffalo
Rick Martin (4)	Washington	12-21-75	Buffalo
Fred Stanfield	Washington	12-21-75	Buffalo
Rick Martin	Montreal	1-5-76	Montreal
Gil Perreault	Vancouver	1-8-76	Buffalo
Danny Gare	California	2-1-76	California
Rick Martin	Chicago	3-4-76	Buffalo
Gil Perreault	Minnesota	3-14-76	Minnesota
Jim Lorentz	Minnesota	3-14-76	Minnesota
Rick Martin	Toronto	3-27-76	Toronto
Danny Gare	Toronto	4-4-76	Buffalo
Rick Martin	Vancouver	11-24-76	Buffalo
Rick Martin	NY Rangers	12-16-76	Buffalo
Andre Savard	Cleveland	1-9-77	Buffalo
Rene Robert	Minnesota	2-13-77	Buffalo
Rene Robert	Toronto	2-14-77	Buffalo
Jim Lorentz	Chicago	3-2-77	Buffalo
Rene Robert	St. Louis	4-3-77	Buffalo
Danny Gare	Colorado	10-20-77	Buffalo
Craig Ramsay	Colorado	10-20-77	Buffalo
Gil Perreault	St. Louis	11-6-77	Buffalo
Gil Perreault	Washington	11-19-77	Washington
Gil Perreault	Los Angeles	12-15-77	Los Angeles
Gil Perreault	Cleveland	1-12-78	Cleveland
Danny Gare	Cleveland	2-25-78	Cleveland
Rick Martin	St. Louis	10-28-78	St. Louis
Jerry Korab	Minnesota	11-19-78	Buffalo
Andre Savard	Minnesota	11-19-78	Buffalo
Rick Martin	Boston	3-28-79	Boston
Danny Gare	Boston	4-5-79	Boston

SABRES' HAT TRICKS

PLAYER	OPPONENT	DATE	PLACE
Jacques Richard	Colorado	4-8-79	Buffalo
Danny Gare	Winnipeg	12-31-79	Buffalo
Rick Dudley	Los Angeles	1-16-80	Los Angeles
Danny Gare	Pittsburgh	2-7-80	Buffalo
Rick Martin (4)	St. Louis	3-9-80	Buffalo
Danny Gare	Winnipeg	10-22-80	Buffalo
Rick Dudley	Pittsburgh	12-7-80	Buffalo
Gil Perreault	Quebec	1-21-81	Quebec
Andre Savard	Detroit	2-6-81	Buffalo
Ric Seiling	Washington	2-12-81	Buffalo
Danny Gare	Philadelphia	3-8-81	Buffalo
Jim Schoenfeld	Winnipeg	3-13-81	Winnipeg
Gil Perreault	Toronto	3-19-81	Buffalo
Andre Savard	Toronto	3-19-81	Buffalo
Tony McKegney	Toronto	10-23-81	Buffalo
John Van Boxmeer	NY Islanders	11-7-81	New York
Lindy Ruff	NY Islanders	11-29-81	Buffalo
Tony McKegney	Colorado	12-9-81	Buffalo
Gil Perreault	Detroit	12-12-81	Buffalo
Yvon Lambert	Toronto	1-15-82	Buffalo
Mike Foligno	Colorado	2-21-82	Buffalo
Gil Perreault	Edmonton	2-24-82	Buffalo
Gil Perreault	Washington	10-16-82	Washington
Phil Housley	Winnipeg	1-23-83	Buffalo
Paul Cyr	Boston	3-3-83	Boston
Hannu Virta	Montreal	3-19-83	Montreal
Gilles Hamel	Winnipeg	10-23-83	Buffalo
Mike Foligno	Calgary	11-13-83	Buffalo
Gil Perreault	Calgary	11-13-83	Buffalo
Real Cloutier	Quebec	12-29-83	Buffalo
Real Cloutier	Winnipeg	1-4-84	Buffalo
John Tucker	Toronto	4-1-84	Buffalo
Mike Foligno	Quebec	10-19-84	Buffalo
Sean McKenna	Boston	12-5-84	Buffalo
Gil Perreault	Calgary	2-9-85	Calgary
Gil Perreault	Quebec	11-22-85	Buffalo
Lindy Ruff (4)	Quebec	12-15-85	Buffalo
Mike Foligno	NY Islanders	12-29-85	Buffalo
Dave Andreychuk (5)	Boston	2-6-86	Boston
Wilf Paiement	St. Louis	2-26-87	Buffalo
Dave Andreychuk	Quebec	12-3-87	Buffalo
Dave Andreychuk	Montreal	1-6-88	Montreal
Phil Housley	New Jersey	1-22-88	Buffalo
Dave Andreychuk	N.Y. Islanders	2-6-88	N.Y. Islanders
Ray Sheppard	Quebec	2-21-88	Buffalo
Ray Sheppard	Vancouver	3-13-88	Vancouver
Dave Andreychuk	Pittsburgh	10-12-88	Buffalo
Adam Creighton	N.Y. Rangers	11-2-88	Buffalo
Mike Foligno	Hartford	1-31-89	Hartford
Pierre Turgeon	New Jersey	12-1-89	Buffalo
Dave Andreychuk	Detroit	3-27-90	Detroit
Pierre Turgeon	Hartford	10-28-90	Buffalo
Dale Hawerchuk	Winnipeg	3-13-91	Winnipeg
Alexander Mogilny	Washington	3-31-91	Buffalo

Players listed scored three goals unless otherwise noted.

OPPONENTS' HAT TRICKS

PLAYER	TEAM	DATE	PLACE
Dave Balon	N.Y. Rangers	12-22-70	Buffalo
Rosaire Paiement (4)	Vancouver	2-9-71	Vancouver
Garry Under	St. Louis	3-13-71	St. Louis
Bill Goldsworthy	Minnesota	10-23-71	Minnesota
Darryl Sittler	Toronto	2-19-72	Toronto
Jim Johnston	California	3-8-72	California
Bob Schmautz (4)	Vancouver	11-19-82	Vancouver
Pete Sternkowski	N.Y. Rangers	1-11-73	Buffalo
Phil Esposito (4)	Boston	1-14-73	Boston
Bill Flett	Philadelphia	1-21-73	Buffalo
Bill McCreary	Atlanta	1-28-73	Buffalo
Ray Comeau	Atlanta	1-28-73	Buffalo
Yvon Courmoyer	Montreal	12-22-73	Montreal
Billy Harris	N.Y. Islanders	3-3-74	Buffalo
Bob Nevin	Los Angeles	10-13-74	Buffalo
Don Kozak	Los Angeles	10-24-74	Los Angeles
Guy Lapointe	Montreal	11-13-74	Montreal
Larry Romanchych	Atlanta	12-14-75	Buffalo
Butch Goring	Los Angeles	1-1-76	Buffalo
Rick Kehoe	Pittsburgh	3-10-76	Pittsburgh
Bernie Federko	St. Louis	2-5-77	St. Louis
Marcel Dionne	Los Angeles	2-27-77	Buffalo
Guy Lafleur	Montreal	12-2-78	Montreal
Wayne Cashman	Boston	12-31-78	Buffalo
Lanny McDonald	Toronto	4-1-79	Buffalo
Blaine Stoughton	Hartford	11-21-79	Hartford
Mark Napier (4)	Montreal	12-3-80	Buffalo
Dan Labraaten	Calgary	2-14-81	Calgary
Dwight Foster	Boston	3-1-81	Boston
Stan Smyl	Vancouver	3-27-82	Vancouver
Wayne Gretzky	Edmonton	2-24-82	Buffalo
Peter Stastny	Quebec	10-6-82	Buffalo
Peter Stastny	Quebec	10-9-82	Quebec
John Paul Kelly	Los Angeles	2-10-83	Los Angeles
Tim Young	Minnesota	3-8-83	Minnesota
Darcy Rota	Vancouver	3-12-83	Vancouver
Anton Stastny	Quebec	10-8-83	Quebec
Wayne Babych	St. Louis	12-6-83	St. Louis
Paul Lawless	Hartford	12-13-85	Buffalo
Steve Kasper	Boston	12-31-85	Buffalo
Steve Larmer	Chicago	3-12-86	Chicago
Wendel Clark (4)	Toronto	10-11-86	Toronto
Mario Lemieux	Pittsburgh	10-17-86	Buffalo
Michel Goulet	Quebec	11-21-86	Buffalo
Brent Ashton	Quebec	12-13-86	Quebec
Peter Zezel	Philadelphia	1-28-87	Buffalo
Tony McKegney	N.Y. Rangers	2-24-87	Buffalo
Ron Francis	Hartford	11-19-87	Hartford
Bernie Nicholls	Los Angeles	11-22-87	Buffalo
Bob Carpenter	Los Angeles	11-22-87	Buffalo
Joe Nieuwendyk (4)	Calgary	12-13-87	Buffalo
Cam Neely	Boston	1-16-88	Boston
Peter Stastny	Quebec	2-21-88	Buffalo
Tony Tanti	Vancouver	3-13-88	Vancouver
Stephane Richer	Montreal	4-2-88	Montreal
Joe Mullen	Calgary	11-5-88	Calgary
Trevor Linden	Vancouver	11-22-88	Vancouver
Wayne Gretzky	Los Angeles	2-5-89	Los Angeles
Mario Lemieux	Pittsburgh	2-14-89	Pittsburgh
Pat LaFontaine	N.Y. Islanders	12-31-89	Buffalo

OPPONENTS' HAT TRICKS

PLAYER	TEAM	DATE	PLACE
Vincent Damphousse	Toronto	3-16-90	Buffalo
Bryan Fogarty	Quebec	12-1-90	Quebec

Players listed scored three goals unless otherwise noted.

SABRES' SEASON OPENERS

OPENER	HOME	ROAD
2-1 at Pit. 10-10-70	0-3 vs. Mtl. 10-15-70	2-1 at Pit. 10-10-70
2-1 vs. Pit. 10-10-71	2-1 vs. Pit. 10-10-71	1-4 at STL. 10-12-71
5-3 vs. Atl. 10-8-72	5-3 vs. Atl. 10-8-72	1-1 at Atl. 10-14-72
4-7 at Tor. 10-10-73	3-1 vs. Van. 10-14-73	4-7 at Tor. 10-10-73
9-5 vs. Bos. 10-10-74	9-5 vs. Bos. 10-10-74	1-6 at Phi. 10-12-74
4-0 vs. Det. 10-9-75	4-0 vs. Det. 10-9-75	5-3 at STL. 10-18-75
0-4 at Det. 10-9-76	3-1 vs. Mtl. 10-10-76	0-4 at Det. 10-9-76
3-2 vs. NYI. 10-13-77	3-2 vs. NYI. 10-13-76	5-2 at Tor. 10-15-77
2-2 vs. NYI. 10-12-78	2-2 vs. NYI. 10-12-78	5-2 at Min. 10-14-78
6-3 vs. Wsh. 10-11-79	6-3 vs. Wsh. 10-11-79	5-2 at NYI. 10-13-79
3-4 at Chi. 10-9-80	3-3 vs. Hfd. 10-12-80	3-4 at Chi. 10-9-80
5-3 vs. Wsh. 10-7-81	5-3 vs. Wsh. 10-7-81	0-9 at Mtl. 10-10-81
4-6 vs. Que. 10-6-82	4-6 vs. Que. 10-6-82	4-6 at Que. 10-9-82
5-3 vs. Hfd. 10-5-83	5-3 vs. Hfd. 10-5-83	2-9 at Que. 10-8-83
4-3 vs. Mtl. 10-11-84	4-3 vs. Mtl. 10-11-84	3-4 at Tor. 10-13-84
4-5 vs. Hfd. 10-10-85	4-5 vs. Hfd. 10-10-85	6-2 at Min. 10-12-85
2-3 at Wpg. 10-9-86	2-4 vs. Cgy. 10-12-86	2-4 at Wpg. 10-9-86
2-2 vs. Min. 10-8-87	2-2 vs. Min. 10-8-87	3-6 at Mtl. 10-10-87
3-2 vs. Mtl. 10-6-88	3-2 vs. Mtl. 10-6-88	2-6 at Wsh. 10-8-88
4-3 vs. Que. 10-5-89	4-3 vs. Que. 10-5-89	1-5 at Mtl. 10-7-89
3-3 vs. Mtl. 10-4-90	3-3 vs. Mtl. 10-4-90	5-6 at Mtl. 10-6-90

The Sabres are 12-6-3 in opening games (11-2-3 at home and 1-4-0 on the road).
The club is 13-4-4 in home openers and 6-14-1 in road openers.

SABRES' 1-0 GAMES

DATE	OPPONENT	PLACE	GOAL-SCORER	WINNING GOALIE
12/6/70	Minnesota	Buffalo	Anderson	Crozier
1/20/72	Vancouver	Buffalo	Luce	Crozier
1/13/74	St. Louis	Buffalo	Perreault	Dryden
10/19/78	Toronto	Buffalo	Ramsay	Edwards
3/27/86	Philadelphia	Philadelphia	Perreault	Cloutier
2/3/90	Montreal	Montreal	Richer	Roy
2/4/90	N.Y. Islanders	Buffalo	King	Healy

SABRES'

ALL-TIME HOME AND AWAY RECORDS

YEAR	HOME							AWAY						
	GP	W	L	T	GF	GA	PTS	GP	W	L	T	GF	GA	PTS
1970-71	39	16	13	10	119	123	42	39	8	26	5	98	168	21
1971-72	39	11	19	9	110	127	31	39	5	24	10	93	162	20
1972-73	39	30	6	3	162	80	63	39	7	21	11	95	139	25
1973-74	39	23	10	6	142	99	52	39	9	24	6	100	151	24
1974-75	40	28	6	6	199	113	62	40	21	10	9	155	127	51
1975-76	40	28	7	5	197	106	61	40	18	14	8	142	134	44
1976-77	40	27	8	5	165	101	59	40	21	16	3	136	119	45
1977-78	40	25	7	8	142	86	58	40	19	12	9	146	129	47
1978-79	40	19	13	8	150	130	46	40	17	15	8	130	133	42
1979-80	40	27	5	8	180	95	62	40	20	12	8	138	106	48
1980-81	40	21	7	12	177	111	54	40	18	13	9	150	139	45
1981-82	40	23	8	9	179	128	55	40	16	18	6	128	145	38
1982-83	40	25	7	8	189	124	58	40	13	22	5	129	161	31
1983-84	40	25	9	6	168	119	56	40	23	16	1	147	138	47
1984-85	40	23	10	7	164	116	53	40	15	18	7	126	121	37
1985-86	40	23	16	1	169	147	47	40	14	21	5	127	144	33
1986-87	40	18	18	4	153	144	40	40	10	26	4	127	164	24
1987-88	40	19	14	7	144	138	45	40	18	18	4	139	167	40
1988-89	40	25	12	3	167	141	53	40	13	23	4	124	158	30
1989-90	40	27	11	2	160	121	56	40	18	16	6	126	127	42
1990-91	40	15	13	12	157	129	42	40	16	17	7	135	149	39
TOTALS	836	478	219	139	3393	2478	1095	836	319	382	135	2691	2981	778

ALL-TIME

POWER PLAY AND PENALTY-KILLING STATISTICS

YEAR	PPA	PPG	PCT.	SHS	PPGA	PCT.	SHGF	SHGA
1970-71	298	56	18.8	302	56	81.5	5	12
1971-72	308	57	18.5	281	56	80.1	1	7
1972-73	270	52	19.2	241	35	85.5	5	5
1973-74	256	48	18.5	237	42	82.3	5	12
1974-75	303	83	27.4	326	56	82.8	17	5
1975-76	287	73	25.4	304	51	83.2	6	8
1976-77	262	60	22.9	274	38	86.1	6	7
1977-78	234	52	22.2	218	31	85.8	7	3
1978-79	267	55	20.6	258	55	78.7	9	4
1979-80	275	67	24.4	252	43	82.9	2	4
1980-81	310	73	23.5	268	44	83.6	9	10
1981-82	301	63	20.9	281	57	79.9	4	10
1982-83	311	67	21.5	274	48	82.5	12	9
1983-84	329	71	21.6	277	50	81.9	11	14
1984-85	322	76	23.6	295	52	82.4	9	5
1985-86	351	72	20.5	342	66	80.7	12	14
1986-87	364	68	18.7	355	86	75.8	5	9
1987-88	464	80	17.2	439	95	78.1	8	13
1988-89	380	78	20.5	410	86	79.0	7	12
1989-90	358	79	22.1	351	58	83.5	7	7
1990-91	400	73	18.3	367	62	83.1	15	8

PPA - Power Play Attempts
SHS - Short-handed Situations
SHGF - Short-handed Goals For

PPG - Power Play Goals
PPGA - Power Play Goals Against
SHGA - Short-handed Goals Against

SABRES'

TRANSACTIONS - 1990-91

DATE - TRANSACTION

- 10-5 - Assigned Rob Ray to Rochester.
- 10-15 - Recalled Bill Houlder from Rochester.
- 10-19 - Assigned Darrin Shannon to Rochester. Recalled Donald Audette from Rochester.
- 10-22 - Assigned Darcy Loewen to Rochester.
- 10-30 - Assigned Bill Houlder to Rochester.
- 11-1 - Recalled Rob Ray and Brad Miller from Rochester.
- 11-4 - Recalled Joel Savage from Rochester.
- 11-9 - Assigned Joel Savage to Rochester.
- 11-17 - Recalled Darcy Loewen from Rochester.
- 11-23 - Assigned Darcy Loewen to Rochester. Recalled David Littman from Rochester.
- 11-26 - Recalled Darcy Wakaluk from Rochester.
- 12-16 - Assigned Darcy Wakaluk to Rochester.
- 12-17 - Traded Mike Foligno and future considerations to Toronto for Lou Franceschetti and Brian Curran.
- 12-19 - Assigned Brad Miller to Rochester.
 - 1-2 - Assigned Greg Brown to Rochester. Recalled Bill Houlder from Rochester.
 - 1-6 - Assigned Bill Houlder to Rochester. Recalled Dale DeGray from Rochester.
 - 1-15 - Assigned Dale DeGray to Rochester.
 - 1-21 - Traded John Tucker to the New York Islanders for future considerations.
 - 1-24 - Recalled Darcy Wakaluk and David Littman from Rochester.
 - 1-25 - Assigned David Littman to Rochester.
 - 1-28 - Recalled Kevin Haller, Joel Savage, David Littman and Darrin Shannon from Rochester.
 - 1-31 - Assigned Kevin Haller to Rochester.
 - 2-1 - Assigned Darrin Shannon, David Littman and Joel Savage to Rochester.
 - 2-3 - Assigned Jiri Sejba to Rochester.
 - 2-4 - Recalled Kevin Haller from Rochester. Acquired Greg Paslawski from Winnipeg as part of the transaction that brought Dale Hawerchuk to Buffalo in June, 1990.
 - 2-6 - Recalled Darrin Shannon from Rochester.
 - 2-8 - Recalled Greg Brown from Rochester.
 - 2-25 - Assigned Greg Brown to Rochester.
 - 3-2 - Recalled Ken Sutton from Rochester.
 - 3-3 - Assigned Ken Sutton to Rochester.
 - 3-5 - Traded the rights to Ken Priestlay to Pittsburgh for Tony Tanti. Acquired Steve Weeks from Vancouver for future considerations.
 - 3-6 - Recalled Ken Sutton from Rochester.
 - 3-9 - Assigned Brian Curran to Rochester.

SABRE FACT

Here are the Sabres' all-time scoring leaders in a series against one team in one year:

- EIGHT GAMES** - 16 points by Dale Hawerchuk vs. Hartford in 1990-91.
- SIX GAMES** - 13 points by Gil Perreault (twice).
- FIVE GAMES** - 12 points by Rene Robert vs. Montreal in 1974-75 and by Gil Perreault vs. Washington in 1974-75.
- FOUR GAMES** - 11 points by Gil Perreault vs. Edmonton in 1979-80.
- THREE GAMES** - 11 points by Gil Perreault vs. Winnipeg in 1983-84.

SABRES' MAJOR TRANSACTIONS - 1970-91

DATE	TRANSACTION
6-9-70	Selected Kevin O'Shea, Cliff Schmutz, Brian McDonald and Bill Inglis in the Inter-League Draft.
6-9-70	Claimed Joe Daley on waivers from Pittsburgh.
6-10-70	Selected Tom Webster, Al Hamilton, Don Marshall, Tracy Pratt, Jim Watson, Francois Lacombe, Phil Goyette, Reg Fleming, Mike McMahon, Skip Krake, Jean-Guy Lagace, Craig Cameron, Chris Evans, Doug Barrie, Gerry Meehan, Paul Terbenche, Brian Perry, Howie Menard, Rocky Farr and Gary Edwards in the NHL Expansion Draft.
6-10-70	Traded Tom Webster to Detroit for Roger Crozier.
6-10-70	Purchased Ted Hodgson from the N.Y. Rangers.
9-2-70	Purchased Floyd Smith and Brent Imlach from Toronto.
10-2-70	Traded Craig Cameron to St. Louis for Ron Anderson.
10-9-70	Purchased Dave Dryden from Pittsburgh.
10-19-70	Purchased Bill Sutherland from Philadelphia.
10-19-70	Traded Bill Sutherland to St. Louis for future considerations.
11-2-70	Claimed Steve Atkinson on waivers from Boston.
11-2-70	Claimed Paul Andrea on waivers from California.
11-3-70	Claimed Bob Baun on waivers from Detroit.
11-4-70	Traded Bob Baun to St. Louis for Jean-Guy Talbot and Larry Keenan.
11-25-70	Traded Mike McMahon to Los Angeles for Eddie Shack and Dick Duff.
12-28-70	Lost Cliff Schmutz on waivers to Philadelphia.
1-24-71	Traded Jean-Guy Legace to Pittsburgh for Terry Ball.
5-25-71	Traded Joe Daley to Detroit for Don Luce and Mike Robitaille.
6-6-71	Selected Danny Lawson from Minnesota, Rod Zaine from Pittsburgh, Rene Robert and Ken Murray from Toronto, Ray McKay from Chicago, Tom Miller from Detroit and Hugh Harris from Montreal and lost Don Marshall to Toronto, Gary Edwards to Los Angeles and Rene Robert to Pittsburgh in Intra-League Draft.
11-16-71	Traded Larry Keenan to Philadelphia for Larry Mickey.
12-16-71	Traded Doug Barrie and Mike Keeler to Los Angeles for Mike Byers and Larry Hillman.
1-14-72	Traded a second round draft choice in 1972 (Larry Sacharuk) to the New York Rangers for Jim Lorentz.
3-3-72	Lost Kevin O'Shea on waivers to St. Louis.
3-4-72	Traded Eddie Shack to Pittsburgh for Rene Robert.
3-5-72	Traded Chris Evans to St. Louis for George Morrison and a second round draft choice in 1972 (Larry Carriere).
3-5-72	Sold Phil Goyette to the N.Y. Rangers.
6-5-72	Acquired Tim Horton from Pittsburgh in Intra-League Draft.
6-6-72	Lost Tom Miller and Ken Murray to the N.Y. Islanders and Rod Zaine to Atlanta in the Expansion Draft.
6-18-72	Purchased Rod Busniuk from Montreal.
2-14-73	Traded Butch Deadmarsh to Atlanta for Norm Gratton.

DATE	TRANSACTION
6-12-73	Lost Ray McKay to California and acquired Joe Norris from St. Louis in the Intra-League Draft.
6-14-73	Traded Jake Rathwell to St. Louis for Paul Curtis.
12-27-73	Traded Tracy Pratt and John Gould to Vancouver for Jerry Korab.
1-21-74	Traded Paul Curtis to the N.Y. Rangers for Real Lemieux.
3-10-74	Traded Doug Rombough to the N.Y. Islanders for Brian Spencer.
6-10-74	Lost Ron Busniuk to Detroit in Intra-League Draft.
6-12-74	Lost Paul Terbenche to Kansas City and Steve Atkinson and Randy Wyrozub to Washington in the Expansion Draft.
10-14-74	Traded Gerry Meehan and Mike Robitaille to Vancouver for Jocelyn Guevremont and Bryan McSheffrey.
1-27-75	Traded Norm Gratton and a third round draft choice in 1976 (Ron Zanussi) to Minnesota for Fred Stanfield.
3-3-75	Traded the rights to Garry Lariviere to the N.Y. Islanders for the rights to Gerry Desjardins.
10-1-75	Sold Rocky Farr to Kansas City.
10-1-75	Traded Larry Carriere, a first round draft choice in 1976 (Greg Carroll) and cash to Atlanta for Jacques Richard.
6-11-76	Traded the rights to free agent Peter McNab to Boston for the rights to free agent Andre Savard.
3-3-77	Sold Roger Crozier to Washington.
9-20-77	Traded Brian Spencer to Pittsburgh for Ron Schock.
2-6-79	Traded Gary McAdam to Pittsburgh for Dave Schultz.
3-12-79	Traded Jocelyn Guevremont to the N.Y. Rangers for a third round draft choice in 1979 (Jacques Cloutier) and a third round draft choice in 1980 (Sean McKenna).
6-13-79	Lost Lee Fogolin and Ron Areshenkoff to Edmonton, Terry Martin to Quebec and Dave Given to Hartford in the Expansion Draft.
10-5-79	Traded Rene Robert to Colorado for John Van Boxmeer.
11-13-79	Traded Alex Tidey to Edmonton for John Gould.
3-10-80	Traded Jerry Korab to Los Angeles for a first round draft choice in 1982 (Phil Housley).
10-30-80	Traded Bill Stewart to St. Louis for Bob Hess and a fourth round draft choice in 1981 (Anders Wickenberg).
1-12-81	Lost Rick Dudley on waivers to Winnipeg.
3-10-81	Traded Rick Martin to Los Angeles for a third round draft choice in 1981 (Colin Chisholm) and a first round draft choice in 1983 (Tom Barrasso).
3-10-81	Traded Don Luce to Los Angeles for a sixth round draft choice in 1982 (Jeff Parker) and cash.
10-5-81	Acquired Yvon Lambert from Montreal and lost Rob McClanahan to Hartford in Waiver Draft.
12-2-81	Traded Jim Schoenfeld, Danny Gare and Derek Smith to Detroit for Mike Foligno, Dale McCourt and Brent Peterson.
12-2-81	Traded Bob Sauve to Detroit for a conditional first round draft choice (Sauve was returned to the Sabres after the 1981-82 season).
2-8-82	Acquired Paul Harrison on waivers from Pittsburgh.

SABRES' MAJOR TRANSACTIONS - 1970-91

DATE	TRANSACTION
6-9-82	Traded Alan Haworth and a third round draft choice in 1982 (Milan Novy) to Washington for a second round draft choice (Mike Anderson) and a fourth round draft choice (Timo Jutila) in 1982.
6-9-82	Traded Tom Edwards, Richie Dunn, a second round draft choice in 1982 (Rich Kromm) and a first round draft choice in 1983 (Dan Quinn) to Calgary for a first round draft choice (Paul Cyr) and second round draft choice (Jens Johansson) in 1982 and a first round draft choice (Norm Lacombe) and a second round draft choice in 1983 (John Tucker).
6-9-82	Traded a 12th round draft choice in 1982 (Marco Callas) to Washington for a 12th round draft choice in 1983 (Kermit Salfi).
6-6-83	Traded Tony McKegney, Andre Savard, J.F. Sauve and a third round draft choice in 1983 (Iivo Jarvi) to Quebec for Real Cloutier and a first round draft choice in 1983 (Adam Creighton).
10-3-83	Lost John Van Boxmeer to Quebec in the Waiver Draft.
12-6-84	Traded Steve Patrick and Jim Wiemer to the N.Y. Rangers for Dave Maloney and Chris Renaud.
9-9-85	Purchased Don Lever from New Jersey.
10-4-85	Traded Randy Cunneynworth and Mike Moller to Pittsburgh for Pat Hughes.
10-7-85	Lost Brent Peterson to Vancouver in the Waiver Draft.
10-15-85	Traded Bob Sauve to Chicago for a third round draft choice in 1985 (Kevin Kerr).
1-30-86	Traded Larry Playfair, Sean McKenna and Ken Baumgartner to Los Angeles for Brian Engblom and Doug Smith.
3-11-86	Traded a 12th round draft choice in 1986 (Doug Kirton) to New Jersey for Phil Russell.
4-22-86	Traded a third round draft choice in 1987 (Ross Wilson) to Los Angeles for an eighth round draft choice in 1987 (Tim Roberts) and future considerations.
6-21-86	Traded Gilles Hamel to Winnipeg for Scott Arniel.
10-3-86	Traded Brian Engblom to Calgary for Jim Korn.
10-6-86	Acquired Clark Gillies from the N.Y. Islanders and Wilf Paiement from the N.Y. Islanders while losing Pat Hughes to St. Louis and Mal Davis to Los Angeles in the Waiver Draft.
10-7-86	Traded Ric Seiling to Detroit for future considerations.
11-19-86	Traded a second round draft choice in 1988 (Martin St. Amour) to Montreal for Tom Kurvers.
3-6-87	Traded Norm Lacombe, the professional rights to Wayne Van Dorp and a fourth round draft choice in 1987 (Peter Eriksson) to Edmonton for Mark Napier, Lee Fogolin and a fourth round draft choice in 1987 (John Bradley).
5-22-87	Traded Jim Korn to New Jersey for Jan Ludvig.
6-13-87	Traded Tom Kurvers to New Jersey for a third round draft choice in 1987 (Andrew MacVicar) and a 10th round draft choice in 1989 (Mark Astley).
10-5-87	Acquired Ed Hospodar from Philadelphia and Kevin Maguire from Toronto and lost Dave Fenyes to Philadelphia in the Waiver Draft.

DATE	TRANSACTION
10-13-87	Traded Andy Ristau to Minnesota for a sixth round draft choice in 1988 (David Di Vita).
12-31-87	Traded Paul Cyr and a 10th round draft choice in 1988 (Eric Fenton) to the N.Y. Rangers for Mike Donnelly and a fifth round draft choice in 1988 (Alexander Mogilny).
2-11-88	Traded Steve Dykstra and a seventh round draft choice in 1989 (Dan Quinn) to Edmonton for Scott Metcalfe and a ninth round draft choice in 1989 (Donald Audette).
10-3-88	Acquired Steve Smith from Calgary and lost Doug Smith to Edmonton and Jim Hofford to Los Angeles in the Waiver Draft.
10-3-88	Acquired Wayne Van Dorp from Pittsburgh for a seventh round draft choice in 1990 (Pat Neaton).
10-21-88	Traded Bob Logan and a ninth round draft choice in 1989 (Jim Giacini) to Los Angeles for Larry Playfair.
11-12-88	Traded Tom Barrasso and a third round draft choice in 1990 (Joe Dziedzic) to Pittsburgh for Doug Bodger and Darrin Shannon.
12-26-88	Traded Adam Creighton and future considerations to Chicago for Rick Vaive and future considerations.
2-16-89	Traded Wayne Van Dorp to Chicago for a seventh round draft choice in 1990 (Viktor Gordijuk).
3-6-89	Traded Calle Johansson and a second round draft choice in 1989 (Byron Datoe) to Washington for Clint Malarchuk, Grant Ledyard and a sixth round draft choice in 1991 (Brian Holzinger).
3-7-89	Traded Lindy Ruff to the N.Y. Rangers for a fifth round draft choice in 1990 (Richard Smehlik).
6-1-89	Traded Mark Ferner to Washington for Scott McCrory.
6-17-89	Traded Joe Reekie to the N.Y. Islanders for a sixth round draft choice in 1989 (Bill Pye).
9-29-89	Traded Jacques Cloutier and a sixth round draft choice in 1990 (Derek Edgerly) to Chicago for Steve Ludzik and a fifth round draft choice in 1990 (Todd Bojczun).
10-2-89	Lost Mikael Andersson to Hartford in the Waiver Draft.
10-4-89	Traded a fourth round draft choice in 1991 (Keith Redmond) to Los Angeles for Dean Kennedy.
11-24-89	Traded Bob Halkidis and future considerations to Los Angeles for Dale DeGray and future considerations.
1-5-90	Traded John Tucker to Washington for future considerations.
3-5-90	Traded Kevin Maguire and a second round draft choice in 1990 (Mikael Renberg) to Philadelphia for Jay Wells and a fourth round draft choice in 1991 (Peter Ambroziak).
6-16-90	Traded Phil Housley, Scott Arniel, Jeff Parker and a first round draft choice in 1990 (Keith Tkachuk) to Winnipeg for Dale Hawerchuk and a first round draft choice in 1990 (Brad May).
7-3-90	Purchased John Tucker from the Washington Capitals.
7-9-90	Traded Ray Sheppard to the N.Y. Rangers for cash and future considerations.

SABRES' MAJOR TRANSACTIONS - 1970-91

DATE	TRANSACTION
9-30-90	Traded Mike Donnelly to Los Angeles for Mikko Makela. Traded Shawn Anderson to Washington for Bill Houlder.
12-17-90	Traded Mike Foligno and an eighth round draft choice in 1991 (Thomas Kucharcik) to Toronto for Lou Franceschetti and Brian Curran.
1-21-91	Traded John Tucker to the N.Y. Islanders for future considerations.

DATE	TRANSACTION
3-5-91	Traded the rights to Ken Priestlay to Pittsburgh for Tony Tanti. Acquired Steve Weeks from Vancouver for future considerations.
5-26-91	Traded Darcy Wakatuk to Minnesota for an eighth round draft choice in 1991 (Jiri Kuntos).
5-30-91	Lost Greg Pastawski to San Jose in the expansion draft.
6-22-91	Acquired Tom Draper from Winnipeg for future considerations.

SABRES' ALL-TIME ANNOUNCED ATTENDANCE

YEAR	GP	ATTENDANCE	AVERAGE	YEAR	GP	ATTENDANCE	AVERAGE
1970-71	39	379,121	9,721	1982-83	40	515,766	12,894
1971-72	39	597,622	15,324	1983-84	40	566,562	14,164
1972-73	39	609,570	15,632	1984-85	40	613,441	15,336
1973-74	39	611,052	15,668	1985-86	40	587,635	14,691
1974-75	40	626,720	15,668	1986-87	40	527,241	13,181
1975-76	40	657,320	16,433	1987-88	40	571,088	14,277
1976-77	40	657,320	16,433	1988-89	40	572,648	14,316
1977-78	40	657,320	16,433	1989-90	40	634,692	15,867
1978-79	40	657,320	16,433	1990-91	40	626,171	15,654
1979-80	40	657,320	16,433				
1980-81	40	656,307	16,408				
1981-82	40	619,400	15,585				

Longest sellout streak: 326
(October 15, 1972 to November 12, 1980)

SABRES' ATTENDANCE BY MONTH

MONTH	1990-91		1989-90	
	AVERAGE	SELLOUTS	AVERAGE	SELLOUTS
October	15,553	1	13,760	0
November	15,799	2	15,781	3
December	15,641	3	16,123	6
January	15,499	1	16,433	5
February	15,692	3	16,356	6
March/April	15,756	2	16,433	8

SABRES' ATTENDANCE BY DAY OF THE WEEK


DAY	1990-91				1989-90			
	GP	TOTAL	AVE.	SRO	GP	TOTAL	AVE.	SRO
Sunday	14	217,029	15,502	2	18	284,181	15,788	11
Monday	1	16,325	16,325	1	0	0	0	0
Tuesday	1	15,417	15,417	0	1	16,433	16,433	1
Wednesday	10	154,973	15,497	1	6	98,056	16,343	5
Thursday	3	46,463	15,488	1	2	30,901	15,451	1
Friday	11	175,964	15,997	7	13	205,124	15,779	10
Saturday	0	0	0	0	0	0	0	0

Tabulation methods were changed in November, 1989.

ROAD TO THE STANLEY CUP

PRINCE OF WALES CONFERENCE


PATRICK DIVISION		ADAMS DIVISION	
Team 2 vs. Team 3	Team 1 vs. Team 4	Team 2 vs. Team 3	Team 1 vs. Team 4



PRINCE OF WALES CONFERENCE CHAMPIONSHIP BEST-OF-SEVEN SERIES

CLARENCE CAMPBELL CONFERENCE

PATRICK DIVISION		ADAMS DIVISION	
Team 2 vs. Team 3	Team 1 vs. Team 4	Team 2 vs. Team 3	Team 1 vs. Team 4



DIVISION SEMI-FINALS BEST-OF-SEVEN SERIES

DIVISION FINALS BEST-OF-SEVEN SERIES

CLARENCE CAMPBELL CONFERENCE CHAMPIONSHIP BEST-OF-SEVEN SERIES

STANLEY CUP CHAMPIONSHIP BEST-OF-SEVEN SERIES

STANLEY CUP CHAMPION

MEDIA INFORMATION

Requests for information should be directed to the Sabres' Public Relations Department, Buffalo Sabres, Memorial Auditorium, 140 Main St., Buffalo, NY 14202. The phone number is (716) 856-7300, ext. 222.

Season passes are available only to those media members who report on the team on a regular basis. Those who need media credentials for an individual game should contact Budd Bailey by 5 p.m. the day before a game, and by 5 p.m. on Friday before a Sunday game. Press box seats will be filled on a space-available basis.

The media entrance to Memorial Auditorium during Sabres' games is located on the Pearl Street side of the building at street level. Pearl St. runs along the west side of the Aud. There is no media parking area.

Starting this season, all requests for pre-game (such as live shots for newscasts at the dinner hour) and intermission interviews must be given to Steve Rossi by the pre-game skate that morning.

Press credentials can be picked up before 5 p.m. on game days from the public relations department. After the start of the game, credentials will be held at the main office for late-arriving media members.

The Sabres' press lounge opens two hours before game time, and it is located on the west side of the Auditorium between the second and third level. The club's director of information will be personally supervising the menu this season, which means that all foods with any flavor as well as any condiments may be banned from the press lounge. It is suggested that media members develop a taste for plain hot dogs and vanilla ice cream.

To reach the press box, take escalators on the west side of the building to the fifth and highest level. The entrance ramp is about 25 feet beyond and a few steps below the end of the escalator. Credentials should be displayed for admission to the press box, press lounge and dressing room areas.

A limited amount of credit card phones are available for use, as well as one pay phone.

Most practices will be held at Sabreland, the Sabres' practice facility on Niagara Falls Boulevard in Wheatfield. Practices are open to the media, and reporters should contact the public relations department to verify times or receive directions to the facility.

DIRECTIONS TO MEMORIAL AUDITORIUM

Memorial Auditorium is at the intersection of Main and Terrace Streets in downtown Buffalo. Visitors to the city can come to the Aud by traveling on Interstate 190 and using the Elm Street exit. Take a left on Swan Street, then take a left on Pearl Street. The Aud is located two blocks down Pearl St. at Lower Terrace. There are several parking lots in that area. For more detailed information, contact the Sabres at (716) 856-7300 or (800) 333-PUCK.

PRESS BOX STAFF

MESSAGE BOARDS - Gerry Magill, Mary Beth Romano and Ann Seaman

PRESS BOX USHER - Shawn Ryan

PRESS LOUNGE - Dick and Debbie Abrahamson

NHL STATISTICAL CORRESPONDANT - Bruce Wawrzyniak

ASSISTANTS - Mary C. Smith, Peter Appler, Bill Kaminska, Pat Murray, Bob Dzimian, Kim Merrihew, Joe Kasbaum

SABRES' PRONUNCIATION GUIDE

Andreychuk - AND-reh-chuck

Audette - awe-DETT

Baseggio - bah-SEE-gee-oh

Boucher - boo-SHAY

Franceschetti - FRAN-ce-SKET-tee

lob - YOB

Krupp - OO-vay KROOP

Loewen - LOW-en

Malarchuk - mah-LAR-chuck

Mogilny - moh-GEEL-nee

Puppa - POO-pah

Ruuttu - ROO-too

Sejba - SHAY-ba

Snuggerud - SNUG-ger-ood

Turgeon - TUR-zheon

Vaive - VYVE (rhymes with hive)



THE OPPONENTS

ALL-TIME RECORDS BY TEAM

ALL-TIME RECORD	GP	W	L	T	GF	GA	PTS.	PCT.
Washington	62	44	9	9	273	166	97	.782
Winnipeg	38	26	8	4	161	111	56	.737
New Jersey	27	16	6	5	122	92	37	.685
Detroit	85	47	27	11	323	263	105	.618
Minnesota	84	42	26	16	297	244	100	.595
Toronto	93	50	34	9	371	283	109	.586
Hartford	88	46	31	11	323	278	103	.585
Pittsburgh	84	36	22	26	343	272	98	.583
N.Y. Rangers	83	40	27	16	307	280	96	.578
N.Y. Islanders	71	36	25	10	228	201	82	.577
Los Angeles	84	40	29	15	320	278	95	.565
Calgary	34	16	13	5	127	120	37	.544
Chicago	81	38	31	12	269	239	88	.543
Quebec	88	41	34	13	318	311	95	.540
Vancouver	82	34	30	18	289	271	86	.524
St. Louis	80	37	34	9	272	277	83	.519
Boston	143	56	66	21	491	535	133	.465
Montreal	134	47	61	26	408	478	120	.448
Philadelphia	81	29	40	12	247	270	70	.432
Edmonton	38	11	22	5	127	164	27	.355

HOME RECORD	GP	W	L	T	GF	GA	PTS.	PCT.
Winnipeg	19	16	1	2	91	50	34	.895
Detroit	42	30	5	7	191	102	67	.798
Washington	32	24	5	3	143	86	51	.797
Calgary	17	12	4	1	72	45	25	.735
New Jersey	13	8	2	3	62	46	19	.731
Chicago	41	26	9	6	166	109	58	.707
St. Louis	40	26	10	4	168	121	56	.700
Pittsburgh	42	22	6	14	192	112	58	.690
N.Y. Rangers	42	26	10	6	190	136	58	.690
Minnesota	42	23	9	10	162	113	56	.667
Quebec	44	26	12	6	183	145	58	.659
Toronto	47	29	16	2	199	137	60	.638
Vancouver	41	22	11	8	155	116	52	.634
N.Y. Islanders	35	19	12	4	121	99	42	.600
Los Angeles	42	21	13	8	175	132	50	.595
Hartford	44	23	15	6	183	145	52	.591
Philadelphia	40	20	14	6	144	119	46	.575
Boston	71	34	24	13	266	232	81	.570
Montreal	67	29	20	18	207	200/99	76	.567
Edmonton	19	8	8	3	78	78	19	.500

ROAD RECORD	GP	W	L	T	GF	GA	PTS.	PCT.
Washington	30	20	4	6	130	80	46	.767
New Jersey	14	8	4	2	60	46	18	.643
Hartford	44	23	16	5	140	133	51	.580
Winnipeg	19	10	7	2	70	61	22	.579
N.Y. Islanders	36	17	13	6	107	102	40	.556
Los Angeles	42	19	16	7	145	146	45	.536
Toronto	46	21	18	7	172	146	49	.533
Minnesota	42	19	17	6	135	131	44	.524
Pittsburgh	42	14	16	12	151	160	40	.476
N.Y. Rangers	41	14	17	10	117	144	38	.463
Detroit	43	17	22	4	132	161	38	.442
Quebec	44	15	22	7	135	166	37	.420
Vancouver	41	12	19	10	134	155	34	.415
Chicago	40	12	22	6	103	140/30	30	.375
Boston	72	22	42	8	225	303	52	.361
Calgary	17	4	9	4	55	75	12	.353
St. Louis	40	11	24	5	104	156	27	.338
Montreal	67	18	41	8	201	279	44	.328
Philadelphia	41	9	26	6	103	151	24	.293
Edmonton	19	3	14	2	49	86	8	.210

BUFFALO vs. BOSTON

1990-91 SUMMARY:

	GP	W	L	T	GF	GA	PTS	PIM	PPG	PPA
Buffalo	8	3	3	2	29	28	8	252	6	41
Boston	8	3	3	2	28	29	8	198	9	41

AT BUFFALO

- Oct. 31 - Buffalo 3 Boston 3
- Dec. 9 - Boston 3 Buffalo 2
- Dec. 26 - Buffalo 3 Boston 3
- Jan. 22 - Buffalo 6 Boston 4

AT BOSTON

- Nov. 3 - Buffalo 4 Boston 1
- Dec. 20 - Boston 4 Buffalo 1
- Mar. 2 - Buffalo 7 Boston 4
- Mar. 23 - Boston 6 Buffalo 3

INDIVIDUAL SCORING LEADERS

BUFFALO	GP	G	A	PTS	PIM	BOSTON	GP	G	A	PTS	PIM
Andreychuk	8	0	3	3	2	Beers	3	0	0	0	0
Bodger	6	0	3	3	8	Bourque	8	2	5	7	8
Brown	3	0	0	0	2	Brickley	5	0	2	2	0
Curran	2	0	0	0	7	Burridge	6	1	1	2	6
Foligno	3	0	1	1	14	Byce	2	0	0	0	0
Franceschetti	4	0	1	1	2	Byers	3	0	0	0	19
Haller	2	0	2	2	0	Carpenter	2	1	0	1	0
Hartman	8	2	1	3	41	Carter	4	0	0	0	10
Hawerchuk	8	2	4	6	2	Christian	8	3	2	5	0
Hogue	7	4	3	7	4	Douris	2	0	0	0	5
Kennedy	7	1	1	2	15	Galley	7	0	4	4	6
Krupp	8	0	4	4	26	Hodge	8	1	3	4	6
Ledyard	6	0	1	1	2	Hoover	1	0	0	0	15
Makela	7	3	0	3	2	Janney	8	2	5	7	2
Malarchuk	4	0	1	1	0	Kluzak	1	0	0	0	0
Miller	1	0	0	0	15	Lazaro	5	2	3	5	8
Mogilny	7	3	5	8	2	Lemelin	1	0	0	0	0
Puppa	4	0	0	0	0	Markwart	2	0	0	0	6
Ramsey	7	2	1	3	6	Moog	7	0	1	1	2
Ray	6	2	0	2	55	Neely	7	6	2	8	4
Ruutu	8	1	5	6	16	Nilan	5	1	1	2	32
Sejba	1	0	0	0	2	Pederson	4	0	0	0	18
Shannon	2	1	0	1	0	Poulin	3	0	4	4	0
Snuggerud	8	2	2	4	4	Quintal	4	0	1	1	2
Sutton	2	0	0	0	7	Ruzicka	5	3	2	5	0
Tucker	3	0	0	0	2	Skriko	3	0	2	2	0
Turgeon	8	2	4	6	2	Stevenson	1	0	0	0	7
Vaive	7	4	2	6	2	B. Sweeney	8	2	2	4	17
Wakaluk	1	0	0	0	0	D. Sweeney	7	2	2	4	2
Wells	5	0	0	0	12	Walz	7	1	2	3	6
						Wesley	8	0	4	4	12
						Wierner	7	1	1	2	5

- GWG: Mogilny, Kennedy, Ray
- PPG: Vaive (3), Hogue, Hawerchuk, Ruutu
- SHG: Snuggerud, Mogilny

- GWG: Neely (2), Lazaro
- PPG: Janney, Carpenter, Ruzicka (2), Christian, Neely (2), Hodge, Bourque
- SHG: Lazaro

GOALTENDING

BUFFALO	GP	MIN	GA	EV	SO	AVG.	W	L	T	BOSTON	GP	MIN	GA	EV	SO	AVG.	W	L	T	
Malarchuk	4	250	13	0	0	3.12	1	1	2	Lemelin	1	65	3	0	0	2.76	0	0	1	
Puppa	4	220	11	0	0	3.00	2	1	0	Moog	7	425	26	0	0	3.67	3	3	1	
Wakaluk	1	20	4	0	0	12.00	0	1	0											

GOALS BY PERIOD

	1	2	3	OT	TOT
Buffalo	5	15	9	0	29
Boston	13	11	4	0	28

SHOTS ON GOAL

	1	2	3	OT	TOT
Buffalo	61	77	75	1	214
Boston	99	103	84	2	288



BUFFALO vs. CALGARY



1990-91 SUMMARY:	GP	W	L	T	GF	GA	PTS	PIM	PPG	PPA
Buffalo	3	1	1	1	9	9	3	77	3	20
Calgary	3	1	1	1	9	9	3	78	3	19

AT BUFFALO

Nov. 4 - Buffalo 2 Calgary 1
Jan. 27 - Calgary 5 Buffalo 4

AT CALGARY

Nov. 17 - Buffalo 3 Calgary 3

INDIVIDUAL SCORING LEADERS

BUFFALO	GP	G	A	PTS	PIM	CALGARY	GP	G	A	PTS	PIM
Andreychuk	3	1	0	1	2	Bureau	1	0	0	0	0
Bodger	3	0	0	0	4	Fenton	1	0	0	0	0
Brown	2	0	0	0	2	Fleury	3	1	3	4	6
Curran	1	0	0	0	7	Gilmour	3	2	0	2	0
Foligno	2	0	0	0	4	Hrdina	1	0	0	0	0
Franceschetti	1	0	1	1	0	M. Hunter	2	0	0	0	12
Hartman	1	0	0	0	0	T. Hunter	1	1	0	1	12
Hawerchuk	3	0	2	2	4	Johansson	2	0	1	1	4
Hogue	3	0	1	1	0	Kyte	1	0	0	0	0
Kennedy	2	1	1	2	4	MacInnis	3	1	2	3	6
Krupp	3	1	2	3	0	MacLellan	2	0	1	1	2
Ledyard	2	0	1	1	4	Macoun	3	0	1	1	6
Loewen	1	0	0	0	4	Makarov	3	2	0	2	2
Makela	3	1	0	1	4	Matteau	3	0	0	0	0
Malarchuk	2	0	0	0	0	Musil	3	0	0	0	10
Miller	2	0	0	0	17	Nattress	3	0	1	1	2
Mogilny	3	2	1	3	0	Nieuwendyk	3	2	1	3	4
Puppa	1	0	0	0	0	Otto	3	0	1	1	2
Ramsey	3	0	1	1	2	Priakin	1	0	0	0	0
Ray	3	1	0	1	9	Ranheim	2	0	1	1	0
Ruuttu	3	0	3	3	2	Reichel	2	0	1	1	4
Savage	1	0	1	1	0	Roberts	3	0	0	0	2
Snuggerud	3	1	0	1	6	Suter	3	0	2	2	2
Tucker	1	0	1	1	0	Sweeney	2	0	0	0	0
Turgeon	3	1	1	2	0	Vernon	1	0	0	0	0
Vaive	2	0	0	0	0	Wamsley	2	0	0	0	0
(Bench)					2	(Bench)					2

GWG: Snuggerud
PPG: Andreychuk, Krupp, Turgeon
SHG: Mogilny

GWG: Gilmour
PPG: Nieuwendyk (2), Makarov
SHG: None

GOALTENDING

BUFFALO	GP	MIN	GA	EN	SO	AVG.	W	L	T	CALGARY	GP	MIN	GA	EN	SO	AVG.	W	L	T
Malarchuk	2	125	4	0	0	1.92	1	0	1	Vernon	1	60	2	0	0	2.00	0	1	0
Puppa	1	59	5	0	0	5.08	0	1	0	Wamsley	2	125	7	0	0	3.36	1	0	1

GOALS BY PERIOD	1	2	3	OT	TOT	SHOTS ON GOAL	1	2	3	OT	TOT
Buffalo	3	3	3	0	9	Buffalo	29	25	26	2	82
Calgary	5	2	2	0	9	Calgary	37	32	29	4	102



BUFFALO vs. CHICAGO



1990-91 SUMMARY:	GP	W	L	T	GF	GA	PTS	PIM	PPG	PPA
Buffalo	3	2	1	0	13	9	4	71	1	14
Chicago	3	1	2	0	9	13	2	65	4	14

AT BUFFALO

Dec. 28 - Buffalo 5 Chicago 0
Mar. 8 - Chicago 5 Buffalo 3

AT CHICAGO

Jan. 24 - Buffalo 5 Chicago 4

INDIVIDUAL SCORING LEADERS

BUFFALO	GP	G	A	PTS	PIM	CHICAGO	GP	G	A	PTS	PIM
Andreychuk	3	1	1	2	4	Belfour	2	0	0	0	0
Bodger	2	0	0	0	2	Brown	1	0	0	0	0
Curran	1	0	0	0	0	Chelios	2	0	0	0	4
Franceschetti	2	0	1	1	2	Cloutier	2	0	0	0	0
Haller	1	0	0	0	0	Creighton	3	1	2	3	8
Hartman	2	1	0	1	6	Gilbert	3	0	0	0	0
Hawerchuk	3	2	2	4	4	Gillis	1	0	0	0	2
Hogue	3	2	3	5	2	Goulet	3	0	4	4	0
Kennedy	3	0	2	2	7	Graham	3	0	0	0	0
Krupp	3	1	1	2	2	Grimson	2	0	0	0	5
Ledyard	2	0	1	1	2	Hasek	1	0	0	0	0
Makela	3	1	1	2	0	Hudson	2	0	0	0	2
Malarchuk	1	0	0	0	0	Konroyd	3	0	1	1	0
Mogilny	3	0	2	2	2	Kucera	1	0	0	0	0
Puppa	1	0	0	0	0	Larmer	3	1	2	3	0
Ramsey	2	1	4	5	4	Lemieux	2	0	0	0	2
Ray	3	1	0	1	24	Manson	3	0	0	0	4
Ruuttu	3	1	2	3	0	McGill	3	0	0	0	5
Shannon	1	0	0	0	0	McNeill	1	0	0	0	2
Snuggerud	3	0	0	0	2	Murray	2	1	0	1	2
Sutton	1	0	0	0	0	Peluso	3	1	0	1	11
Tanti	1	0	0	0	2	Presley	2	1	0	1	0
Turgeon	3	1	0	1	2	Roenick	3	4	0	4	6
Vaive	3	1	0	1	2	Thomas	3	0	3	3	4
Wakaluk	2	0	0	0	0	Wilson	3	0	2	2	2
Wells	3	0	0	0	2	Yawney	2	0	1	1	4
(Bench)					2						

GWG: Vaive, Ramsey
PPG: Hawerchuk
SHG: None

GWG: Roenick
PPG: Murray, Roenick (2), Larmer
SHG: None

GOALTENDING

BUFFALO	GP	MIN	GA	EN	SO	AVG.	W	L	T	CHICAGO	GP	MIN	GA	EN	SO	AVG.	W	L	T
Malarchuk	1	36	4	0	0	6.67	0	1	0	Belfour	2	85	6	0	0	4.24	0	1	0
Puppa	1	60	0	0	1	0.00	1	0	0	Cloutier	2	35	4	0	0	6.86	0	1	0
Wakaluk	2	83	5	0	0	3.61	1	0	0	Hasek	1	60	3	0	0	3.00	1	0	0

GOALS BY PERIOD	1	2	3	OT	TOT	SHOTS ON GOAL	1	2	3	OT	TOT
Buffalo	4	5	4		13	Buffalo	31	29	28		88
Chicago	5	4	0		9	Chicago	28	38	30		96



BUFFALO vs. DETROIT



1990-91 SUMMARY:	GP	W	L	T	GF	GA	PTS	PIM	PPG	PPA
Buffalo	3	1	1	1	11	14	3	41	2	13
Detroit	3	1	1	1	14	11	3	39	2	13

AT BUFFALO

Dec. 2 - Buffalo 3 Detroit 3
Jan. 16 - Buffalo 5 Detroit 3

AT DETROIT

Dec. 11 - Detroit 8 Buffalo 3

INDIVIDUAL SCORING LEADERS

BUFFALO	GP	G	A	PTS	PIM
Andreychuk	3	1	1	2	0
Bodger	3	0	0	0	2
Brown	2	0	0	0	0
Foligno	2	1	0	1	0
Franceschetti	1	0	0	0	0
Hartman	3	1	1	2	6
Hawerchuk	3	2	3	5	0
Hogue	3	0	3	3	0
Kennedy	3	0	0	0	4
Krupp	3	0	1	1	6
Ledyard	3	0	1	1	2
Makela	3	0	0	0	0
Malarchuk	2	0	0	0	0
Mogilny	3	4	0	4	0
Puppa	1	0	0	0	0
Ramsey	1	0	1	1	0
Ray	2	0	0	0	5
Ruuttu	3	0	0	0	2
Sejba	2	0	1	1	0
Snuggerud	3	0	1	1	0
Turgeon	2	0	2	2	2
Vaive	3	2	1	3	0
Wakaluk	1	0	0	0	0
Wells	3	0	1	1	12

GWG: Hawerchuk
PPG: Hawerchuk, Vaive
SHG: Mogilny

GOALTENDING

BUFFALO	GP	MIN	GA	EV	SO	AVG.	W	L	T
Malarchuk	2	101	9	0	0	5.35	0	1	1
Puppa	1	60	3	0	0	3.00	1	0	0
Wakaluk	1	23	2	0	0	5.22	0	0	0

GOALS BY PERIOD	1	2	3	OT	TOT
Buffalo	3	4	4	0	11
Detroit	3	6	5	0	14

DETROIT	GP	G	A	PTS	PIM
Barr	3	1	2	3	2
Burr	3	2	1	3	2
Carson	2	1	2	3	0
Chabot	3	2	2	4	0
Cheveldae	1	0	0	0	0
Chiasson	1	0	0	0	6
Djoos	2	0	0	0	2
Dollas	3	0	1	1	2
Federov	3	0	1	1	0
Fedyk	2	0	0	0	0
Gallant	1	1	1	2	0
Garpenlov	3	1	1	2	0
Green	3	0	1	1	0
Habscheid	2	0	1	1	0
Hanlon	3	0	0	0	0
Houda	1	0	0	0	2
Kocur	1	0	0	0	5
McCrimmon	2	0	1	1	2
McKay	1	0	0	0	4
Potvin	1	0	0	0	2
Primeau	3	1	1	2	2
Probert	1	1	0	1	4
Racine	3	0	2	2	0
Shank	1	0	0	0	2
Ysebaert	3	2	2	4	0
Yzerman	3	2	4	6	0
Zombo	3	0	2	2	2

GWG: Chabot
PPG: Carson, Probert
SHG: Yzerman

DETROIT	GP	MIN	GA	EV	SO	AVG.	W	L	T
Cheveldae	1	35	2	0	0	3.43	0	1	0
Hanlon	3	149	9	0	0	3.62	1	0	1

SHOTS ON GOAL	1	2	3	OT	TOT
Buffalo	26	34	25	2	87
Detroit	22	31	30	2	85



BUFFALO vs. EDMONTON



1990-91 SUMMARY:	GP	W	L	T	GF	GA	PTS	PIM	PPG	PPA
Buffalo	3	1	2	0	7	9	2	33	2	15
Edmonton	3	2	1	0	9	7	4	49	3	12

AT BUFFALO

Nov. 23 - Buffalo 3 Edmonton 2 OT
Feb. 3 - Edmonton 3 Buffalo 2

AT EDMONTON

Nov. 16 - Edmonton 4 Buffalo 2

INDIVIDUAL SCORING LEADERS

BUFFALO	GP	G	A	PTS	PIM
Andreychuk	3	0	1	1	0
Audette	1	0	0	0	0
Bodger	3	0	0	0	2
Brown	2	0	0	0	4
Curran	1	0	0	0	0
Foligno	2	1	1	2	0
Franceschetti	1	0	0	0	2
Hartman	1	0	0	0	2
Hawerchuk	3	2	1	3	0
Hogue	3	1	2	3	4
Kennedy	1	0	0	0	0
Krupp	3	0	0	0	2
Ledyard	2	0	3	3	0
Makela	3	1	0	1	0
Malarchuk	1	0	0	0	0
Miller	2	0	0	0	4
Mogilny	3	1	0	1	0
Puppa	2	0	0	0	4
Ramsey	3	0	0	0	4
Ray	3	1	1	2	5
Ruuttu	3	0	1	1	2
Sejba	1	0	0	0	0
Snuggerud	3	0	0	0	0
Turgeon	3	0	1	1	0
Vaive	3	0	2	2	0
Wells	1	0	0	0	2

GWG: Hogue
PPG: Hawerchuk (2)
SHG: None

EDMONTON	GP	G	A	PTS	PIM
Anderson	3	1	0	1	0
Beukeboom	2	0	0	0	2
Brown	1	0	0	0	0
Buchberger	3	0	0	0	0
Gelinas	3	2	0	2	0
Graves	3	0	0	0	4
Huddy	3	0	0	0	2
Joseph	3	0	0	0	2
Klima	3	2	1	3	2
Lamb	1	0	0	0	0
Linseman	2	0	1	1	2
Lowe	3	0	0	0	0
MacTavish	3	0	0	0	2
Messier	3	0	3	3	2
Middendorf	1	0	0	0	0
Muni	3	0	1	1	2
Murphy	3	0	1	1	0
Ranford	3	0	0	0	0
Semenov	1	0	0	0	0
Simpson	3	2	4	6	0
G. Smith	2	0	1	1	9
S. Smith	2	2	1	3	16
Tikkanen	3	0	2	2	2
(Bench)					2

GWG: Klima, Simpson
PPG: Klima, S. Smith, Simpson
SHG: None

GOALTENDING

BUFFALO	GP	MIN	GA	EV	SO	AVG.	W	L	T
Malarchuk	1	61	2	0	0	1.97	1	0	0
Puppa	2	118	7	0	0	3.56	0	2	0

GOALS BY PERIOD	1	2	3	OT	TOT
Buffalo	3	2	1	1	7
Edmonton	3	0	6	0	9

EDMONTON	GP	MIN	GA	EV	SO	AVG.	W	L	T
Ranford	3	181	7	0	0	2.32	2	1	0

SHOTS ON GOAL	1	2	3	OT	TOT
Buffalo	34	37	25	1	97
Edmonton	26	27	25	0	78



BUFFALO vs. HARTFORD



1990-91 SUMMARY:

	GP	W	L	T	GF	GA	PTS	PIM	PPG	PPA
Buffalo	8	4	2	2	36	26	10	206	11	40
Hartford	8	2	4	2	26	36	6	230	5	39

AT BUFFALO

Oct. 28 - Buffalo 5	Hartford 0
Dec. 7 - Hartford 4	Buffalo 3 OT
Feb. 24 - Buffalo 5	Hartford 5
Mar. 17 - Buffalo 6	Hartford 1

AT HARTFORD

Oct. 10 - Hartford 4	Buffalo 3
Dec. 18 - Buffalo 4	Hartford 3 OT
Feb. 23 - Buffalo 5	Hartford 4
Mar. 30 - Buffalo 5	Hartford 5

INDIVIDUAL SCORING LEADERS

BUFFALO	GP	G	A	PTS	PIM
Andreychuk	8	6	5	11	2
Bodger	5	0	2	2	6
Brown	4	0	0	0	2
Curran	1	0	0	0	7
Foligno	3	0	0	0	8
Franceschetti	3	0	0	0	4
Haller	4	1	2	3	6
Hartman	7	1	0	1	21
Hawerchuk	8	2	14	16	2
Hogue	8	1	1	2	6
Kennedy	7	0	2	2	21
Krupp	7	4	3	7	12
Ledyard	7	2	2	4	2
Makela	4	0	0	0	0
Malarchuk	5	0	1	1	2
Miller	1	0	0	0	5
Mogilny	6	3	2	5	0
Paslawski	2	1	0	1	0
Puppa	2	0	0	0	0
Ramsey	7	1	0	1	4
Ray	5	0	2	2	40
Ruutu	8	2	3	5	18
Sejba	1	0	0	0	2
Shannon	5	3	2	5	2
Snuggerud	8	0	0	0	2
Sulton	2	1	2	3	2
Tanti	1	0	2	2	2
Tucker	2	0	1	1	0
Turgeon	8	3	5	8	0
Vaive	8	4	5	9	6
Wakaluk	1	0	0	0	2
Wells	4	1	1	2	20

GWG: Turgeon, Andreychuk (2), Paslawski
PPG: Turgeon, Mogilny (2), Krupp (3),
 Andreychuk (3), Hawerchuk, Haller
SHG: None

GOALTENDING

BUFFALO	GP	MIN	GA	EV	SO	AVG.	W	L	T
Malarchuk	5	311	18	0	1	3.47	2	1	2
Puppa	2	119	7	0	0	3.53	1	1	0
Wakaluk	1	60	1	0	0	1.00	1	0	0

GOALS BY PERIOD	1	2	3	OT	TOT
Buffalo	12	12	11	1	36
Hartford	6	8	11	1	26

HARTFORD	GP	G	A	PTS	PIM
Andersson	6	1	1	2	2
Baca	2	0	1	1	2
Brown	4	2	1	3	2
Burt	3	0	0	0	4
Chapman	1	0	0	0	0
Corriveau	1	0	0	0	0
Cote	7	1	3	4	4
Crossman	2	0	0	0	0
Cullen	2	1	0	1	2
Cunneynworth	2	1	0	1	0
Cyr	7	1	3	4	11
Dineen	5	2	1	3	10
Evason	7	0	3	3	27
Ferraro	2	0	2	2	6
Francis	6	0	4	4	4
Grieg	2	0	0	0	0
Holik	8	3	3	6	9
Houda	4	0	1	1	20
Hunter	2	1	0	1	17
Jennings	4	0	0	0	9
Kastelic	4	0	0	0	31
Krygier	8	3	2	5	7
Ladouceur	8	0	1	1	7
McKay	1	0	0	0	0
McKenzie	4	1	1	2	4
Parker	1	0	0	0	0
Richards	1	0	1	1	0
Samuelsson	6	2	2	4	24
Sanderson	1	1	0	1	0
Shaw	7	1	1	2	2
Sidorkiewicz	6	0	0	0	0
Stevens	1	0	0	0	0
Tancill	2	0	0	0	2
Tomlak	5	1	0	1	0
Verbeek	8	3	5	8	18
Whitmore	1	0	0	0	0
Wilson	4	0	3	3	0
Yake	2	0	1	1	2
Young	4	1	0	1	4
Zalapski	1	0	1	1	0

GWG: Dineen, Young
PPG: Brown (2), Cote, Hunter, Shaw
SHG: None

HARTFORD	GP	MIN	GA	EV	SO	AVG.	W	L	T
McKay	1	35	3	0	0	5.14	0	0	0
Reaugh	1	61	4	0	0	3.93	0	1	0
Sidorkiewicz	6	371	26	0	0	4.20	2	2	2
Whitmore	1	25	3	0	0	7.20	0	1	0

SHOTS ON GOAL	1	2	3	OT	TOT.
Buffalo	68	77	75	8	228
Hartford	73	70	73	4	220



BUFFALO vs. LOS ANGELES



1990-91 SUMMARY:

	GP	W	L	T	GF	GA	PTS	PIM	PPG	PPA
Buffalo	3	0	2	1	8	13	1	100	2	16
Los Angeles	3	2	0	1	13	8	5	80	3	15

AT BUFFALO

Feb. 8 - Buffalo 4	Los Angeles 4
--------------------	---------------

AT LOS ANGELES

Nov. 14 - Los Angeles 4	Buffalo 2
Jan. 10 - Los Angeles 5	Buffalo 2

INDIVIDUAL SCORING LEADERS

BUFFALO	GP	G	A	PTS	PIM
Andreychuk	3	1	1	2	4
Audette	1	1	0	1	2
Bodger	3	0	3	3	0
Brown	1	0	0	0	0
Curran	2	0	1	1	12
Foligno	1	0	0	0	0
Hartman	1	0	0	0	9
Hawerchuk	3	2	1	3	2
Hogue	3	0	1	1	6
Kennedy	2	0	0	0	4
Krupp	2	0	0	0	2
Ledyard	2	1	0	1	0
Makela	3	0	0	0	2
Malarchuk	2	0	0	0	0
Miller	1	0	0	0	5
Mogilny	3	1	0	1	0
Paslawski	1	0	0	0	0
Puppa	3	0	0	0	0
Ramsey	3	0	0	0	0
Ray	3	0	0	0	28
Ruutu	3	1	0	1	2
Shannon	1	0	1	1	0
Snuggerud	3	0	1	1	2
Tucker	2	0	0	0	0
Turgeon	3	0	2	2	2
Vaive	2	1	1	2	10
Wakaluk	1	0	0	0	0
Wells	2	0	0	0	2
(Bench)					6

GWG: None
PPG: Hawerchuk, Mogilny
SHG: None

LOS ANGELES	GP	G	A	PTS	PIM
Benning	3	1	1	2	4
Berthiaume	3	0	0	0	0
Bjugstad	1	0	0	0	0
Blake	3	0	0	0	4
Breault	1	0	1	1	0
Buskas	3	0	1	1	13
Donnelly	2	0	0	0	10
Duchesne	3	1	0	1	4
Elik	2	0	0	0	0
Granato	2	2	0	2	6
Gretzky	3	1	6	7	0
Halkidis	2	0	0	0	2
Jones	3	0	1	1	2
Kasper	2	0	1	1	0
Kudelski	3	3	1	4	4
McIntyre	3	1	0	1	2
McSorley	3	0	3	3	7
Miller	3	0	0	0	11
Robinson	1	0	1	1	0
Robitaille	3	0	2	2	2
Sandstrom	3	3	1	4	4
Taylor	3	1	0	1	5
Tonelli	2	0	1	1	0

GWG: Granato, Taylor
PPG: Granato, Sandstrom, Duchesne
SHG: None

GOALTENDERS

BUFFALO	GP	MIN	GA	EV	SO	AVG.	W	L	T
Malarchuk	2	65	8	0	0	7.38	0	2	0
Puppa	3	95	5	0	0	3.16	0	0	0
Wakaluk	1	25	0	0	0	0.00	0	0	1

GOALS BY PERIOD	1	2	3	OT	TOT
Buffalo	1	1	6	0	8
Los Angeles	4	8	1	0	13

L.A.	GP	MIN	GA	EV	SO	AVG.	W	L	T
Ber'auime	3	185	8	0	0	2.59	2	0	1

SHOTS ON GOAL	1	2	3	OT	TOT
Buffalo	30	15	35	5	85
Los Angeles	31	29	24	2	86



BUFFALO vs. MINNESOTA STARS

1990-91 SUMMARY:	GP	W	L	T	GF	GA	PTS	PIM	PPG	PPA
Buffalo	3	1	1	1	13	14	3	62	3	20
Minnesota	3	1	1	1	14	13	3	74	3	14

AT BUFFALO

Feb. 13 - Buffalo 6 Minnesota 6

AT MINNESOTA

Jan. 12 - Buffalo 5 Minnesota 3
Mar. 12 - Minnesota 5 Buffalo 2

INDIVIDUAL SCORING LEADERS

BUFFALO	GP	G	A	PTS	PIM	MINNESOTA	GP	G	A	PTS	PIM
Andreychuk	3	1	3	4	2	Bellows	3	2	2	4	4
Bodger	2	1	0	1	4	Berezan	2	1	0	1	4
Brown	1	0	1	1	2	Brotan	3	0	2	2	0
Curran	2	0	0	0	2	Bureau	1	0	1	1	0
Franceschetti	2	0	0	0	8	Casey	2	0	0	0	0
Haller	1	0	0	0	0	Chambers	1	0	1	1	0
Hartman	2	0	0	0	5	Churla	1	0	1	1	2
Hawerchuk	3	2	3	5	0	Craig	1	1	0	1	0
Hogue	3	0	1	1	0	Dahlen	3	1	0	1	0
Kennedy	2	0	0	0	0	Dahlquist	2	0	0	0	2
Krupp	3	1	0	1	0	Duchesne	3	1	2	3	0
Ledyard	2	0	0	0	4	Gagner	3	3	4	7	0
Makela	2	3	0	3	2	Gavin	2	0	0	0	0
Mogilny	2	1	1	2	0	Giles	3	1	0	1	2
Paslawski	1	1	1	2	0	Glynn	3	0	1	1	8
Puppa	2	0	0	0	0	Hayward	1	0	0	0	0
Ramsey	3	0	2	2	0	Johnson	3	0	1	1	4
Ray	3	0	2	2	14	McRae	2	0	1	1	19
Ruuttu	3	1	3	4	4	Modano	3	1	1	2	4
Sejba	1	0	0	0	2	Propp	3	0	4	4	2
Shannon	2	0	0	0	0	Sinisalo	1	0	1	1	2
Snuggerud	3	0	1	1	2	Small	3	1	0	1	2
Sutton	1	0	0	0	0	Smith	2	0	2	2	2
Tanti	1	0	0	0	0	Tinordi	3	1	1	2	8
Turgeon	3	1	0	1	4	Wilkinson	2	1	0	1	5
Vaive	2	1	1	2	0	Zettler	1	0	0	0	4
Wakaluk	2	0	0	0	0						
Wells	1	0	0	0	7						

GWG: Mogilny
PPG: Krupp, Makela, Andreychuk
SHG: Makela

GWG: Dahlen
PPG: Bellows, Tinordi, Gagner
SHG: None

GOALTENDING

BUFFALO	GP	MIN	GA	EV	SO	AVG	W	L	T	MINNESOTA	GP	MIN	GA	EV	SO	AVG	W	L	T
Puppa	2	69	7	0	0	6.09	1	0	0	Casey	2	125	8	0	0	3.84	1	0	1
Wakaluk	2	114	6	1	0	3.16	0	1	1	Hayward	1	60	4	1	0	4.00	0	1	0

GOALS BY PERIOD	1	2	3	OT	TOT	SHOTS ON GOAL	1	2	3	OT	TOT
Buffalo	4	4	5	0	13	Buffalo	29	34	36	0	99
Minnesota	8	3	3	0	14	Minnesota	28	39	25	9	101



BUFFALO vs. MONTREAL ICE

1990-91 SUMMARY:	GP	W	L	T	GF	GA	PTS	PIM	PPG	PPA
Buffalo	8	2	4	2	23	28	6	152	4	29
Montreal	8	4	2	2	28	23	10	142	7	39

AT BUFFALO

Oct. 4 - Buffalo 3 Montreal 3
Oct. 17 - Montreal 4 Buffalo 3
Feb. 15 - Buffalo 2 Montreal 2
Mar. 20 - Buffalo 3 Montreal 2 OT

AT MONTREAL

Oct. 6 - Montreal 6 Buffalo 5
Nov. 28 - Buffalo 2 Montreal 1
Jan. 26 - Montreal 4 Buffalo 1
Mar. 16 - Montreal 6 Buffalo 4

INDIVIDUAL SCORING LEADERS

BUFFALO	GP	G	A	PTS	PIM	MONTREAL	GP	G	A	PTS	PIM
Andreychuk	8	6	0	6	0	Brisebois	1	0	0	0	0
Bodger	6	0	1	1	6	Brunet	1	0	0	0	0
Brown	4	0	1	1	0	Carbonneau	8	1	1	2	4
Curran	1	0	0	0	4	Cassels	5	0	4	4	2
Foligno	3	0	0	0	4	Chorske	2	1	0	1	0
Franceschetti	4	0	0	0	0	Corson	8	2	2	4	11
Haller	2	0	2	2	2	Cote	4	0	0	0	6
Hartman	6	0	0	0	31	Courtall	8	3	4	7	2
Hawerchuk	8	2	2	4	4	Daigneault	5	0	1	1	2
Hogue	8	2	3	5	10	E. Desjardins	5	0	3	3	0
Houlder	1	0	0	0	0	Diduck	4	0	1	1	6
Kennedy	7	0	1	1	13	Dufresne	5	0	2	2	2
Krupp	8	2	1	3	2	Ewen	4	1	0	1	14
Ledyard	5	1	1	2	0	Gilchrist	6	0	1	1	0
Loewen	2	0	0	0	2	Keane	8	4	3	7	2
Makela	4	1	1	2	0	Lebeau	8	1	5	6	6
Malarchuk	2	0	0	0	0	LeClair	2	1	2	3	0
Mogilny	6	2	2	4	2	Lefebvre	8	0	2	2	4
Paslawski	1	0	0	0	2	McPhee	7	2	2	4	2
Puppa	4	0	0	0	2	Odelein	3	0	0	0	39
Ramsey	7	0	1	1	2	Pederson	5	1	1	2	2
Ray	6	0	0	0	18	Racicot	3	0	0	0	0
Ruuttu	8	2	3	5	8	Richer	7	4	2	6	4
Sejba	1	0	0	0	0	Roy	6	0	0	0	0
Shannon	6	1	1	2	4	Savard	7	4	5	9	0
Snuggerud	8	0	4	4	4	Schneider	8	1	3	4	4
Sutton	2	0	1	1	2	Skrudland	4	2	1	3	18
Tanti	1	0	1	1	0	Svoboda	6	0	4	4	6
Tucker	1	0	0	0	0	Turgeon	1	0	0	0	4
Turgeon	8	3	5	8	2	Walter	4	0	1	1	0
Vaive	7	1	3	4	24	(Bench)					2
Wakaluk	3	0	0	0	0						
Wells	5	0	0	0	0						
(Bench)					4						

GWG: Makela, Andreychuk
PPG: Andreychuk (3), Krupp
SHG: Ruuttu (2), Ledyard

GWG: Pederson, Keane, Courtall, Leclair
PPG: Courtall (2), Pederson, Keane, Lebeau, Richer, McPhee
SHG: Savard

GOALTENDING

BUFFALO	GP	MIN	GA	EV	SO	AVG	W	L	T	MONTREAL	GP	MIN	GA	EV	SO	AVG	W	L	T
Malarchuk	2	119	6	0	0	3.03	1	1	0	Racicot	3	146	5	0	0	2.05	1	1	1
Puppa	4	243	17	0	0	4.20	0	3	1	Roy	6	345	18	0	0	3.13	3	1	1
Wakaluk	3	126	4	1	0	1.90	1	0	1										

GOALS BY PERIOD	1	2	3	OT	TOT.	SHOTS BY PERIOD	1	2	3	OT	TOT.
Buffalo	9	9	4	1	23	Buffalo	69	90	72	6	237
Montreal	8	11	9	0	28	Montreal	71	96	74	2	242



BUFFALO vs. NEW JERSEY



1990-91 SUMMARY:										
Buffalo	GP	W	L	T	GF	GA	PTS	PIM	PPG	PPA
New Jersey	3	0	1	2	8	12	2	49	3	18
	3	1	0	2	12	8	4	57	1	15

AT BUFFALO

Mar. 6 - Buffalo 3 New Jersey 3

AT NEW JERSEY

Oct. 25 - New Jersey 5 Buffalo 1
Dec. 29 - Buffalo 4 New Jersey 4

INDIVIDUAL SCORING LEADERS

BUFFALO	GP	G	A	PTS	PIM	NEW JERSEY	GP	G	A	PTS	PIM
Andreychuk	3	0	1	1	0	Albelin	2	0	0	0	2
Audette	1	0	0	0	0	Boschman	3	0	1	1	0
Bodger	1	0	1	1	0	Brown	1	0	0	0	0
Brown	2	0	0	0	2	Burke	1	0	0	0	0
Foligno	1	0	0	0	2	Ciger	2	0	0	0	0
Franceschetti	1	0	0	0	2	Conacher	1	0	0	0	0
Haller	1	0	0	0	0	Crowder	3	1	0	1	7
Hartman	2	1	0	1	5	Daneyko	3	1	1	2	6
Hawerchuk	3	2	2	4	2	Driver	3	1	1	2	4
Hogue	3	0	0	0	4	Fetisov	3	1	1	2	4
Houliher	1	0	0	0	2	Kasatonov	3	0	1	1	2
Kennedy	3	0	0	0	8	Lemieux	3	0	2	2	4
Krupp	2	0	0	0	0	MacLean	3	2	2	4	6
Ledyard	2	0	2	2	0	Maley	3	0	1	1	4
Makela	2	0	0	0	0	Morris	3	0	1	1	2
Malarchuk	3	0	1	1	0	Muller	3	1	4	5	6
Mogilny	3	1	0	1	0	Norwood	1	0	0	0	0
Ramsey	3	0	0	0	4	Shanahan	3	2	0	2	0
Ray	2	0	0	0	2	Stastny	3	0	1	1	4
Ruutu	3	1	2	3	4	Stewart	2	0	0	0	0
Shannon	1	0	0	0	0	Sundstrom	3	3	1	4	2
Snuggerud	3	0	0	0	2	Terreri	2	0	1	1	0
Sutton	1	2	0	2	0	Weinrich	3	0	4	4	4
Tanti	1	0	0	0	0						
Tucker	1	0	0	0	0						
Turgeon	3	0	1	1	0						
Vaive	3	1	1	2	4						
Wells	2	0	0	0	4						
(Bench)					2						

GWG: None
PPG: Vaive, Sutton (2)
SHG: None

GWG: Muller
PPG: Driver
SHG: Daneyko

GOALTENDING

BUFFALO	GP	MIN	GA	EN	SO	AVG.	W	L	T	NEW JERSEY	GP	MIN	GA	EN	SO	AVG.	W	L	T
Malarchuk	3	190	12	0	0	3.79	0	1	2	Burke	1	65	4	0	0	3.69	0	0	1
										Terreri	2	125	4	0	0	1.92	1	0	1

GOALS BY PERIOD	1	2	3	OT	TOT	SHOTS ON GOAL	1	2	3	OT	TOT
Buffalo	3	4	1	0	8	Buffalo	25	30	27	1	83
New Jersey	3	3	6	0	12	New Jersey	42	28	44	5	119



BUFFALO vs. N.Y. ISLANDERS



1990-91 SUMMARY:										
Buffalo	GP	W	L	T	GF	GA	PTS	PIM	PPG	PPA
N.Y. Islanders	3	2	0	1	9	6	5	62	6	17
	3	0	2	1	6	9	1	80	3	13

AT BUFFALO

Jan. 2 - Buffalo 5 N.Y. Islanders 4

AT N.Y. ISLANDERS

Oct. 20 - Buffalo 3 N.Y. Islanders 1
Feb. 26 - Buffalo 1 N.Y. Islanders 1

INDIVIDUAL SCORING LEADERS

BUFFALO	GP	G	A	PTS	PIM	N.Y. ISLANDERS	GP	G	A	PTS	PIM
Andreychuk	3	2	1	3	6	Baumgartner	3	0	0	0	19
Audette	1	1	1	2	0	Berg	3	1	1	2	2
Bodger	1	0	0	0	0	Byram	1	0	0	0	2
Brown	1	0	0	0	2	Chynoweth	1	0	0	0	0
Foligno	1	0	0	0	0	Chyzowski	3	1	0	1	4
Franceschetti	1	0	0	0	0	Crossman	1	0	0	0	0
Haller	1	0	0	0	0	Dalgarno	2	0	0	0	0
Hartman	3	0	0	0	9	Ferraro	2	0	1	1	2
Hawerchuk	3	1	4	5	0	Finley	1	0	0	0	0
Hogue	3	1	0	1	0	Fitzgerald	2	0	0	0	0
Houliher	2	0	2	2	2	Flatley	2	1	0	1	0
Kennedy	3	0	0	0	2	Hackett	2	0	0	0	0
Krupp	3	0	3	3	6	Healy	1	0	0	0	0
Ledyard	2	0	0	0	4	Kerr	1	0	0	0	5
Makela	3	0	0	0	0	King	2	0	1	1	0
Malarchuk	2	0	0	0	0	Kromm	1	0	0	0	0
Mogilny	2	1	0	1	0	LaFontaine	2	1	2	3	2
Puppa	1	0	1	1	0	Lauer	1	0	0	0	2
Ramsey	3	0	0	0	6	Ludwig	3	0	0	0	8
Ray	2	0	0	0	14	McBean	3	1	1	2	2
Ruutu	3	0	2	2	2	McDonough	2	0	1	1	0
Shannon	1	0	0	0	0	Nylund	3	0	1	1	0
Snuggerud	3	0	0	0	0	Parks	1	0	0	0	0
Tucker	1	0	0	0	0	Pilon	2	0	0	0	9
Turgeon	3	2	1	3	2	Reekie	2	0	1	1	6
Vaive	3	1	0	1	0	Sutter	3	1	0	1	0
Wells	2	0	0	0	7	Volek	3	0	1	1	2
						Vukota	2	0	1	1	13
						Wood	2	0	1	1	0
						(Bench)					2

GWG: Vaive, Mogilny
PPG: Vaive, Audette, Hawerchuk, Andreychuk, Turgeon (2)
SHG: None

GWG: None
PPG: McBean, Flatley, Sutter
SHG: None

GOALTENDING

BUFFALO	GP	MIN	GA	EN	SO	AVG.	W	L	T	ISLANDERS	GP	MIN	GA	EN	SO	AVG.	W	L	T
Malarchuk	2	125	2	0	0	0.96	1	0	1	Hackett	2	118	8	0	0	4.07	0	2	0
Puppa	1	60	4	0	0	4.00	1	0	0	Healy	1	65	1	0	0	0.92	0	0	1

GOALS BY PERIOD	1	2	3	OT	TOT	SHOTS ON GOAL	1	2	3	OT	TOT
Buffalo	1	5	3	0	9	Buffalo	24	16	28	1	69
N.Y. Islanders	3	2	1	0	6	N.Y. Islanders	27	21	24	1	73



BUFFALO vs. N.Y. RANGERS

**1990-91 SUMMARY:**

	GP	W	L	T	GF	GA	PTS	PIM	PPG	PPA
Buffalo	3	0	2	1	7	16	1	50	2	11
N.Y. Rangers	3	2	0	1	16	7	5	56	1	8

AT BUFFALO

Nov. 21 - Buffalo 5 N.Y. Rangers 5

AT N.Y. RANGERSNov. 7 - N.Y. Rangers 6 Buffalo 2
Nov. 26 - N.Y. Rangers 5 Buffalo 0**INDIVIDUAL STATISTICS**

BUFFALO	GP	G	A	PTS	PIM
Andreychuk	3	3	1	4	0
Audette	1	0	1	1	0
Bodger	3	0	4	4	2
Brown	3	0	0	0	4
Foligno	3	0	0	0	2
Hartman	1	0	0	0	0
Hawerchuk	3	0	0	0	2
Hogue	2	0	0	0	0
Kennedy	1	0	0	0	2
Krupp	3	0	0	0	0
Ledyard	2	0	1	1	2
Makela	3	2	0	2	0
Malarchuk	2	0	0	0	0
Miller	3	0	0	0	0
Mogilny	3	1	0	1	4
Puppa	1	0	0	0	0
Ramsey	3	0	1	1	2
Ray	3	0	0	0	28
Ruuttu	3	0	0	0	0
Sejba	2	0	1	1	0
Snuggerud	3	0	1	1	0
Tucker	1	0	0	0	0
Turgeon	3	1	3	4	2
Vaive	2	0	0	0	0

GWG: None**PPG:** Turgeon, Makela**SHG:** None

N.Y. RANGERS	GP	G	A	PTS	PIM
Brotten	2	0	1	1	0
Erixon	3	0	2	2	0
Gartner	3	0	0	0	5
Hardy	3	0	1	1	2
Horava	2	0	0	0	2
Hull	1	1	0	1	2
Janssens	2	0	1	1	4
King	3	0	0	0	2
Kisio	2	2	1	3	0
Leetch	3	0	1	1	4
Mallette	2	1	1	2	7
Miller	3	2	2	4	12
Moller	1	0	0	0	0
Mullen	3	0	6	6	0
Nicholls	3	2	3	5	4
Ogrodnick	3	3	3	6	0
Patrick	3	1	0	1	2
Richter	1	0	0	0	0
Rochefort	2	0	0	0	0
Shaw	3	0	0	0	8
Sheppard	3	3	3	6	0
Turcotte	3	1	1	2	2
Vanbiesbrouck	2	0	0	0	0
Vial	1	0	0	0	0

GWG: Ogrodnick (2)**PPG:** Ogrodnick**SHG:** Miller**GOALTENDING**

BUFFALO	GP	MIN	GA	EN	SO	AVG.	W	L	T
Malarchuk	2	125	10	0	0	4.80	0	1	1
Puppa	1	60	6	0	0	6.00	0	1	0

GOALS BY PERIOD	1	2	3	OT	TOT
Buffalo	1	3	3	0	7
N.Y. Rangers	6	7	3	0	16

RANGERS	GP	MIN	GA	EN	SO	AVG.	W	L	T
Richter	1	60	2	0	0	2.00	1	0	0
Van'brouck	2	125	5	0	1	2.40	1	0	1

SHOTS ON GOAL	1	2	3	OT	TOT
Buffalo	33	34	36	7	110
N.Y. Rangers	42	31	22	4	99



BUFFALO vs. PHILADELPHIA

**1990-91 SUMMARY:**

	GP	W	L	T	GF	GA	PTS	PIM	PPG	PPA
Buffalo	3	3	0	0	15	7	6	75	2	15
Philadelphia	3	0	3	0	7	15	0	68	3	17

AT BUFFALODec. 31 - Buffalo 5 Philadelphia 2
Mar. 24 - Buffalo 6 Philadelphia 2**AT PHILADELPHIA**

Dec. 6 - Buffalo 4 Philadelphia 3

INDIVIDUAL SCORING LEADERS

BUFFALO	GP	G	A	PTS	PIM
Andreychuk	3	2	1	3	0
Bodger	1	0	2	2	0
Brown	1	0	0	0	2
Foligno	1	1	0	1	0
Franceschetti	2	0	1	1	0
Haller	1	0	0	0	0
Hartman	3	0	0	0	7
Hawerchuk	3	1	2	3	4
Hogue	3	0	1	1	2
Kennedy	3	1	1	2	0
Krupp	3	0	1	1	0
Ledyard	3	1	0	1	0
Makela	2	0	0	0	0
Malarchuk	1	0	0	0	15
Miller	1	0	0	0	0
Mogilny	3	4	2	6	2
Puppa	2	0	0	0	0
Ramsey	2	0	0	0	2
Ray	3	1	0	1	23
Ruuttu	2	0	0	0	6
Sejba	1	0	0	0	2
Shannon	1	0	0	0	0
Snuggerud	3	2	0	2	2
Sutton	1	0	1	1	0
Tanti	1	0	0	0	0
Turgeon	2	1	2	3	0
Vaive	3	1	3	4	4
Wakaluk	1	0	0	0	0
Wells	2	0	0	0	4

GWG: Vaive, Mogilny, Kennedy**PPG:** Andreychuk, Turgeon**SHG:** Snuggerud (2)

PHILADELPHIA	GP	G	A	PTS	PIM
Acton	3	0	1	1	4
Baron	3	1	1	2	7
Berube	3	0	0	0	12
Carkner	3	0	0	0	7
Chychrun	1	0	0	0	14
Craven	2	1	1	2	0
Eklund	2	0	0	0	0
Fenyves	1	0	0	0	0
Hexhall	1	0	0	0	0
Horacek	1	0	0	0	0
Hostak	2	0	1	1	0
Kerr	2	0	0	0	2
Kushner	3	0	0	0	4
Lacombe	3	0	0	0	0
Latal	3	0	3	3	2
Mellanby	3	2	0	2	4
Murphy	3	0	1	1	4
Pederson	1	0	0	0	0
Peeters	2	0	0	0	0
Ricci	3	1	2	3	0
Samuelsson	3	0	0	0	2
Sandelin	1	0	0	0	0
Smith	2	1	0	1	2
Sutter	3	0	2	2	0
Tocchet	3	1	1	2	2
Wregget	2	0	0	0	0
(Bench)					2

GWG: None**PPG:** Ricci, Craven, Baron**SHG:** None**GOALTENDING**

BUFFALO	GP	MIN	GA	EN	SO	AVG.	W	L	T
Malarchuk	1	47	3	0	0	3.83	0	0	0
Puppa	2	120	4	0	0	2.00	2	0	0
Wakaluk	1	13	0	0	0	0.00	1	0	0

GOALS BY PERIOD	1	2	3	OT	TOT
Buffalo	5	5	5		15
Philadelphia	1	2	4		7

PHILA.	GP	MIN	GA	EN	SO	AVG.	W	L	T
Hexhall	1	59	5	0	0	5.08	0	1	0
Peeters	2	80	6	0	0	4.50	0	0	0
Wregget	2	39	4	0	0	6.15	0	2	0

SHOTS ON GOAL	1	2	3	OT	TOT
Buffalo	37	24	37		98
Philadelphia	30	40	24		94



BUFFALO vs. PITTSBURGH

**1990-91 SUMMARY:**

	GP	W	L	T	GF	GA	PTS	PIM	PPG	PPA
Buffalo	3	0	2	1	10	14	1	62	3	16
Pittsburgh	3	2	0	1	14	10	5	56	3	14

AT BUFFALO

Oct. 19 - Buffalo 4	Pittsburgh 4
Dec. 14 - Pittsburgh 4	Buffalo 3

AT PITTSBURGH

Feb. 19 - Pittsburgh 6	Buffalo 3
------------------------	-----------

INDIVIDUAL SCORING LEADERS

BUFFALO	GP	G	A	PTS	PIM	PITTSBURGH	GP	G	A	PTS	PIM
Andreychuk	3	2	2	4	4	Barrasso	1	0	0	0	0
Audette	1	0	0	0	2	Bourque	3	1	1	2	9
Bodger	3	0	1	1	0	Caulfield	1	0	0	0	0
Brown	3	1	0	1	0	Coffey	3	0	3	3	4
Foligno	2	1	0	1	2	Cullen	3	1	1	2	6
Hartman	3	0	0	0	11	Dahlquist	1	0	0	0	2
Hawerchuk	3	0	3	3	0	Dineen	1	0	0	0	0
Hogue	3	1	1	2	0	Errey	3	1	1	2	2
Houlder	1	0	0	0	0	Gilhen	3	0	1	1	0
Kennedy	2	0	0	0	0	Hillier	1	0	0	0	2
Krupp	3	0	4	4	2	Hrdina	1	0	0	0	0
Ledyard	2	0	0	0	0	Jagr	3	2	1	3	2
Loewen	1	0	0	0	0	Johnson	1	0	0	0	4
Makela	2	0	1	1	0	Lemieux	2	0	4	4	0
Malarchuk	1	0	0	0	0	Loney	2	0	2	2	7
Mogilny	1	0	1	1	0	Mullen	2	2	1	3	0
Paslawski	1	0	0	0	0	Murphy	2	0	1	1	2
Puppa	3	0	0	0	2	Pederson	2	1	0	1	0
Ramsey	3	0	0	0	6	Pietrangelo	1	0	0	0	0
Ray	2	0	0	0	7	Recchi	3	1	1	2	2
Ruuttu	3	1	1	2	14	Roberts	2	0	1	1	4
Shannon	1	0	0	0	2	Stanton	3	0	1	1	0
Snuggerud	3	1	1	2	0	Stevens	3	1	2	3	2
Tucker	1	1	0	1	0	Taglianetti	1	0	0	0	0
Turgeon	3	0	0	0	2	Tanti	2	1	1	2	0
Vaive	3	2	1	3	4	Trottier	3	2	1	3	6
Wakaluk	1	0	0	0	0	S. Young	1	0	0	0	0
Wells	1	0	0	0	2	W. Young	1	0	0	0	0
(Bench)					2	Zalapski	3	1	1	2	2

GWC: None

PPG: Vaive, Andreychuk, Ruuttu

SHG: None

GWC: Mullen, Errey

PPG: Mullen, Tanti, Stevens

SHG: Bourque

GOALTENDING

BUFFALO	GP	MIN	GA	EV	SO	AVG.	W	L	T
Malarchuk	1	40	2	0	0	3.00	0	1	0
Puppa	3	124	11	0	0	5.32	0	1	1
Wakaluk	1	21	1	0	0	2.86	0	0	0

GOALS BY PERIOD

	1	2	3	OT	TOT
Buffalo	3	4	3	0	10
Pittsburgh	4	8	2	0	14

PITT.

	GP	MIN	GA	EV	SO	AVG.	W	L	T
Barrasso	1	60	3	0	0	3.00	1	0	0
Pietrangelo	1	60	3	0	0	3.00	1	0	0
Young	1	65	4	0	0	3.69	0	0	1

SHOTS ON GOAL

	1	2	3	OT	TOT
Buffalo	35	41	33	2	111
Pittsburgh	27	26	28	3	84



BUFFALO vs. QUEBEC

**1990-91 SUMMARY:**

	GP	W	L	T	GF	GA	PTS	PIM	PPG	PPA
Buffalo	8	2	3	3	32	28	7	142	11	47
Quebec	8	3	2	3	28	32	9	185	3	24

AT BUFFALO

Oct. 12 - Quebec 4	Buffalo 2
Dec. 23 - Buffalo 10	Quebec 3
Jan. 31 - Quebec 4	Buffalo 1
Mar. 28 - Buffalo 4	Quebec 4

AT QUEBEC

Oct. 13 - Buffalo 4	Quebec 4
Dec. 1 - Quebec 4	Buffalo 2
Feb. 12 - Buffalo 4	Quebec 4
Feb. 28 - Buffalo 5	Quebec 1

INDIVIDUAL SCORING LEADERS

BUFFALO	GP	G	A	PTS	PIM	QUEBEC	GP	G	A	PTS	PIM
Andreychuk	8	3	4	7	2	Anderson	4	0	1	1	0
Bodger	6	1	2	3	10	Baker	2	0	0	0	0
Brown	4	0	0	0	2	Broten	2	0	1	1	0
Curran	2	0	0	0	0	Cirella	3	1	1	2	7
Foligno	3	0	1	1	6	Cloutier	3	0	0	0	2
Franceschetti	4	0	0	0	0	DeBlouis	1	0	0	0	2
Haller	2	0	1	1	2	Dore	1	0	0	0	0
Hartman	7	1	0	1	18	Doyon	1	0	0	0	0
Hawerchuk	8	2	6	8	0	Finn	7	0	2	2	35
Hogue	7	4	4	8	18	Fiset	1	0	0	0	0
Kennedy	6	0	0	0	19	Fogarty	4	4	2	6	2
Krupp	8	2	4	6	4	Fortier	2	0	1	1	0
Ledyard	6	1	4	5	7	Gillis	5	1	1	2	20
Loewen	2	0	0	0	2	Gordon	1	0	0	0	0
Makela	5	0	2	2	0	Gusarov	4	0	0	0	0
Malarchuk	3	0	0	0	0	Hough	6	2	1	3	4
Mogilny	4	0	4	4	2	Hrkac	8	0	4	4	4
Paslawski	2	0	0	0	0	Kimble	3	1	0	1	4
Puppa	4	0	0	0	2	Lafleur	7	1	1	2	0
Ramsey	7	1	0	1	2	Lapointe	1	0	1	1	2
Ray	6	0	2	2	22	Leschyshyn	5	0	2	2	17
Ruuttu	7	4	5	9	2	Loiselle	7	0	1	1	11
Savage	1	0	0	0	0	Major	1	0	0	0	0
Shannon	6	2	1	3	2	McKegney	4	4	0	4	0
Snuggerud	8	0	2	2	2	McNeill	1	1	0	1	0
Sutton	1	0	1	1	0	McRae	2	0	0	0	4
Tanti	1	0	0	0	0	Miller	2	0	2	2	0
Tucker	1	0	1	1	0	Morin	5	2	3	5	0
Turgeon	8	7	3	10	0	Nolan	6	2	2	4	11
Vaive	8	4	4	8	8	Pearson	4	0	1	1	4
Wakaluk	1	0	0	0	0	Petit	2	1	2	3	13
Wells	6	0	0	0	6	Quinney	2	1	0	1	0
(Bench)					4	Raglan	1	0	0	0	2
						Roberge	1	0	0	0	0
						Sakic	8	3	6	9	0
						Smyth	1	0	0	0	0
						Sundin	8	2	4	6	8
						Tugnutt	5	0	0	0	0
						Twist	3	0	0	0	4
						Velischek	8	0	0	0	8
						Vermette	3	0	1	1	0
						Vincelette	1	0	0	0	5
						Wolanin	8	2	4	6	10
						(Bench)					6

GWC: Hogue, Andreychuk

PPG: Shannon, Turgeon (3), Hartman, Hawerchuk, Bodger, Vaive (2), Andreychuk (2)

SHG: Ruuttu

GWC: Fogarty (2), Sakic

PPG: Petit, McKegney, Morin

SHG: Hough

GOALTENDING

BUFFALO	GP	MIN	GA	EV	SO	AVG.	W	L	T
Malarchuk	3	179	9	0	0	3.02	1	2	0
Puppa	4	255	15	0	0	3.53	1	0	3
Wakaluk	1	60	4	0	0	4.00	0	1	0

GOALS BY PERIOD

	1	2	3	OT	TOT
Buffalo	9	9	14	0	32
Quebec	7	11	10	0	28

QUEBEC	GP	MIN	GA	EV	SO	AVG.	W	L	T
Cloutier	3	185	10	0	0	3.24	1	1	1
Fiset	1	65	4	0	0	3.69	0	0	1
Gordon	1	17	2	0	0	7.06	0	0	0
Tugnutt	4	228	16	0	0	4.21	2	1	1

SHOTS ON GOAL

	1	2	3	OT	TOT
Buffalo	77	102	103	9	291
Quebec	68	70	66	6	210



BUFFALO vs. ST. LOUIS



1990-91 SUMMARY:	GP	W	L	T	GF	GA	PTS	PIM	PPG	PPA
Buffalo	3	0	3	0	10	18	0	62	4	15
St. Louis	3	3	0	0	18	10	6	88	2	11

AT BUFFALO

Dec. 16 - St. Louis 5 Buffalo 3
Feb. 6 - St. Louis 5 Buffalo 4 OT

AT ST. LOUIS

Jan. 29 - St. Louis 8 Buffalo 3

INDIVIDUAL SCORING LEADERS

BUFFALO	GP	G	A	PTS	PIM	ST. LOUIS	GP	G	A	PTS	PIM
Andreychuk	3	1	2	3	2	Bassen	3	1	0	1	6
Bodger	3	1	2	3	0	Brind'Amour	3	1	3	4	0
Brown	1	0	0	0	0	Brown	3	1	2	3	0
Foligno	1	0	1	1	0	Bruce	1	1	0	1	0
Franceschetti	1	0	0	0	2	G. Cavallini	3	0	3	3	0
Haller	2	0	1	1	0	P. Cavallini	3	1	3	4	10
Hartman	2	0	0	0	8	Courtnall	3	3	1	4	2
Hawerchuk	3	2	1	3	2	Dirk	2	0	0	0	9
Hogue	3	1	1	2	14	Featherstone	3	0	0	0	4
Kennedy	2	0	0	0	2	Hull	2	4	0	4	0
Krupp	3	0	2	2	0	Kimble	1	0	0	0	2
Ledyard	3	0	2	2	11	Lowry	2	1	1	2	19
Littman	1	0	0	0	0	MacLean	2	1	1	2	0
Makela	3	0	0	0	0	Marois	3	0	2	2	0
Malarchuk	1	0	0	0	0	Momesso	3	1	1	2	10
Mogilny	1	0	2	2	0	Oates	3	1	8	9	0
Paslawski	1	0	0	0	0	Riendeau	3	0	0	0	0
Puppa	1	0	0	0	0	Ronning	3	1	2	3	0
Ramsey	3	1	0	1	0	Snepsts	1	0	0	0	0
Ray	3	0	0	0	11	Stevens	3	0	2	2	26
Ruuttu	3	0	1	1	0	Sutter	3	0	0	0	0
Savage	1	0	0	0	0	Tuttle	1	0	0	0	0
Sejba	1	0	0	0	0	Wilson	3	1	4	5	0
Shannon	2	0	0	0	0						
Snuggerud	3	1	0	1	2						
Turgeon	3	3	3	6	0						
Vaive	2	0	0	0	2						
Wakaluk	1	0	0	0	0						
Wells	1	0	0	0	4						
(Bench)					2						

GWG: None
PPG: Turgeon, Hawerchuk (2), Bodger
SHG: Turgeon

GWG: Hull (2), MacLean
PPG: Hull, P. Cavallini
SHG: Wilson

GOALTENDING

BUFFALO	GP	MIN	GA	EV	SO	AVG.	W	L	T	ST. LOUIS	GP	MIN	GA	EV	SO	AVG.	W	L	T
Littman	1	36	3	0	0	5.00	0	0	0	Riendeau	3	184	10	0	0	3.26	3	0	0
Malarchuk	1	59	4	1	0	4.07	0	1	0										
Puppa	1	64	5	0	0	4.69	0	1	0										
Wakaluk	1	24	5	0	0	12.50	0	1	0										

GOALS BY PERIOD	1	2	3	OT	TOT
Buffalo	4	5	1	0	10
St. Louis	6	6	5	1	18

SHOTS ON GOAL	1	2	3	OT	TOT
Buffalo	22	30	32	3	87
St. Louis	36	36	35	2	109



BUFFALO vs. TORONTO



1990-91 SUMMARY:	GP	W	L	T	GF	GA	PTS	PIM	PPG	PPA
Buffalo	3	2	1	0	12	7	4	70	1	14
Toronto	3	1	2	0	7	12	2	73	1	12

AT BUFFALO

Feb. 17 - Toronto 3 Buffalo 0

AT TORONTO

Oct. 27 - Buffalo 3 Toronto 1
Jan. 14 - Buffalo 9 Toronto 3

INDIVIDUAL SCORING LEADERS

BUFFALO	GP	G	A	PTS	PIM	TORONTO	GP	G	A	PTS	PIM
Andreychuk	3	0	1	1	0	Bradley	2	0	2	2	0
Bodger	3	1	0	1	2	Brotlen	1	0	0	0	0
Brown	2	0	0	0	5	Cimetta	1	0	0	0	5
Curran	1	0	0	0	0	Clark	2	0	0	0	0
Foligno	1	0	0	0	0	Damphousse	3	0	1	1	2
Franceschetti	1	1	0	1	0	DeBlois	2	1	0	1	0
Hartman	3	1	0	1	14	Ellett	2	1	0	1	12
Hawerchuk	3	1	2	3	0	Fenton	1	0	0	0	0
Hogue	3	0	1	1	0	Foligno	2	1	0	1	6
Houlder	1	0	0	0	0	Franceschetti	1	0	0	0	2
Kennedy	2	0	0	0	2	Gill	3	0	2	2	7
Krupp	3	0	2	2	2	Godynyuk	1	0	1	1	0
Ledyard	2	0	1	1	2	Hannan	2	0	1	1	0
Makela	3	0	1	1	15	Iafate	2	0	0	0	2
Mogilny	2	2	4	6	0	Ing	2	0	0	0	0
Paslawski	1	0	0	0	0	Krushelnyski	2	0	0	0	4
Puppa	2	0	3	3	0	Kurvers	1	0	0	0	0
Ramsey	3	0	1	1	0	Leeman	3	1	2	3	0
Ray	2	1	0	1	16	Maguire	3	0	0	0	14
Ruuttu	3	0	0	0	4	Marois	2	1	0	1	2
Shannon	1	0	0	0	0	Marsh	1	0	0	0	0
Snuggerud	3	1	0	1	0	McIntyre	1	0	0	0	0
Tucker	1	0	0	0	0	Olczyk	1	0	0	0	0
Turgeon	3	3	4	7	4	Osborne	1	0	0	0	2
Vaive	3	1	0	1	2	Petit	2	1	0	1	7
Wakaluk	1	0	0	0	0	Ramage	3	0	1	1	4
Wells	1	0	0	0	0	Reese	2	0	0	0	0
(Bench)					2	Reid	2	0	0	0	2

GWG: Franceschetti
PPG: Turgeon
SHG: Turgeon

GWG: Zezel
PPG: Zezel
SHG: None

GOALTENDING

BUFFALO	GP	MIN	GA	EV	SO	AVG.	W	L	T	TORONTO	GP	MIN	GA	EV	SO	AVG.	W	L	T
Puppa	2	120	4	0	0	2.00	2	0	0	Ing	2	80	7	0	0	5.25	0	2	0
Wakaluk	1	60	3	0	0	3.00	0	1	0	Reese	2	100	5	0	1	3.00	1	0	0

GOALS BY PERIOD	1	2	3	OT	TOT
Buffalo	4	4	4		12
Toronto	3	3	1		7

SHOTS ON GOAL	1	2	3	OT	TOT
Buffalo	34	27	23		84
Toronto	31	26	21		78



BUFFALO vs. VANCOUVER



1990-91 SUMMARY:	GP	W	L	T	GF	GA	PTS	PIM	PPG	PPA
Buffalo	3	1	1	1	15	11	3	74	4	16
Vancouver	3	1	1	1	11	17	3	95	3	17

AT BUFFALO

Nov. 9 - Buffalo 7 Vancouver 1
Mar. 10 - Vancouver 7 Buffalo 5

AT VANCOUVER

Jan. 8 - Buffalo 3 Vancouver 3

INDIVIDUAL SCORING LEADERS

BUFFALO	GP	G	A	PTS	PIM
Andreychuk	3	3	3	6	0
Audette	1	2	1	3	0
Bodger	2	1	2	3	2
Brown	1	0	0	0	2
Curran	1	0	0	0	0
Foligno	1	0	1	1	0
Franceschetti	2	0	0	0	0
Haller	1	0	0	0	0
Hartman	1	0	0	0	0
Hawerchuk	3	1	1	2	0
Hogue	2	0	1	1	4
Kennedy	3	1	0	1	6
Krupp	2	0	1	1	0
Ledyard	2	1	2	3	0
Makela	2	1	0	1	0
Malarchuk	2	0	1	1	0
Miller	1	0	0	0	19
Mogilny	3	0	5	5	2
Puppa	1	0	0	0	0
Ramsey	3	0	0	0	0
Ray	3	1	0	1	23
Ruutu	3	0	2	2	6
Shannon	1	1	0	1	0
Snuggerud	3	0	0	0	2
Sutton	1	0	0	0	2
Tanti	1	0	0	0	0
Tucker	2	0	0	0	2
Turgeon	3	3	3	6	2
Vaive	2	0	1	1	2
Wells	1	0	0	0	0

GWG: Audette

PPG: Audette, Hawerchuk, Turgeon, Ledyard

SHG: Makela

GOALTENDING

BUFFALO	GP	MIN	GA	EV	SO	AVG.	W	L	T
Malarchuk	2	119	8	0	0	4.03	1	1	0
Puppa	1	65	3	0	0	2.77	0	0	1

GOALS BY PERIOD

	1	2	3	OT	TOT
Buffalo	4	5	6	0	15
Vancouver	3	1	7	0	11

VANCOUVER	GP	G	A	PTS	PIM
Adams	1	0	1	1	0
Agnew	1	0	0	0	4
Bozek	3	0	2	2	0
Bradley	2	0	0	0	0
Butcher	2	0	0	0	33
Capuano	3	0	3	3	0
Courtball	1	0	0	0	2
Coxe	1	0	0	0	0
Diduck	1	0	2	2	7
Dirk	1	0	0	0	2
Gamble	1	0	0	0	0
Guy	1	0	0	0	4
Kron	3	1	1	2	0
Kurvers	1	0	2	2	0
Larionov	3	1	0	1	0
Lidster	3	1	3	4	0
Linden	3	2	2	4	0
Lumme	3	1	1	2	0
Mazur	1	1	0	1	0
McBain	1	0	0	0	17
McLean	2	0	0	0	0
Momesso	1	2	1	3	14
Murphy	1	0	0	0	0
Murzyn	1	0	0	0	4
Nedved	2	1	0	1	0
Nordmark	1	0	0	0	0
Odjick	1	0	0	0	2
Plavsic	2	0	0	0	2
Quinn	2	1	1	2	2
Ronning	1	0	1	1	0
Sandlak	1	0	1	1	0
Skriko	1	0	0	0	0
Smyl	2	0	0	0	0
Valk	3	0	0	0	0
(Bench)					2

GWG: Momesso

PPG: Linden, Lidster, Momesso

SHG: None

VANC.	GP	MIN	GA	EV	SO	AVG.	W	L	T
Gamble	1	60	5	0	0	5.00	1	0	0
McLean	2	65	4	0	0	3.69	0	0	1
Weeks	1	59	6	0	0	6.10	0	1	0

SHOTS ON GOAL

	1	2	3	OT	TOT
Buffalo	30	32	24	0	86
Vancouver	29	27	33	9	98



BUFFALO vs. WASHINGTON



1990-91 SUMMARY:	GP	W	L	T	GF	GA	PTS	PIM	PPG	PPA
Buffalo	3	3	0	0	13	6	6	37	2	11
Washington	3	0	3	0	6	13	0	31	1	14

AT BUFFALO

Mar. 31 - Buffalo 5 Washington 2

AT WASHINGTON

Nov. 10 - Buffalo 4 Washington 2
Mar. 26 - Buffalo 4 Washington 2

INDIVIDUAL SCORING LEADERS

BUFFALO	GP	G	A	PTS	PIM
Andreychuk	3	2	2	4	2
Audette	1	0	0	0	0
Bodger	1	0	0	0	2
Brown	1	0	0	0	2
Foligno	1	0	0	0	0
Franceschetti	2	0	0	0	2
Haller	2	0	0	0	6
Hartman	2	0	0	0	9
Hawerchuk	3	1	4	5	2
Hogue	3	2	1	3	0
Kennedy	3	0	0	0	4
Krupp	3	1	2	3	0
Ledyard	2	1	0	1	0
Makela	1	1	1	2	0
Malarchuk	1	0	0	0	0
Miller	1	0	0	0	2
Mogilny	2	3	1	4	0
Paslawski	1	0	0	0	0
Puppa	2	0	0	0	0
Ramsey	2	0	2	2	0
Ray	3	0	0	0	2
Ruutu	2	0	1	1	2
Shannon	1	0	0	0	0
Snuggerud	3	0	0	0	0
Sutton	2	0	0	0	0
Tanti	2	1	4	5	2
Tucker	1	0	0	0	0
Turgeon	3	1	6	7	0
Vaive	2	0	0	0	0
Wells	1	0	0	0	0

GWG: Turgeon, Ledyard, Mogilny

PPG: Turgeon, Ledyard

SHG: None

WASHINGTON	GP	G	A	PTS	PIM
Beaupre	1	0	0	0	0
Bergland	3	0	1	1	0
Bondra	1	0	1	1	2
Ciccarelli	2	0	0	0	0
Druce	3	1	1	2	0
Ferner	1	0	0	0	0
Greenlaw	1	1	0	1	2
Hatcher	3	0	0	0	0
Hunter	3	0	1	1	9
Johansson	3	0	1	1	0
Kristich	2	3	0	3	0
Kypreos	3	0	0	0	2
Lalor	3	0	0	0	2
Langway	3	0	0	0	0
Leach	3	0	1	1	0
Liut	3	0	0	0	0
May	3	0	0	0	2
Miller	3	0	1	1	0
Pivonka	3	0	2	2	2
Purves	1	0	0	0	0
Ridley	3	1	0	1	0
Rouse	1	0	0	0	2
Sabourin	2	0	0	0	6
Tatarinov	2	0	0	0	0
Tippett	2	0	0	0	0
(Bench)					2

GWG: None

PPG: Ridley

SHG: None

GOALTENDING

BUFFALO	GP	MIN	GA	EV	SO	AVG.	W	L	T
Malarchuk	1	60	2	0	0	2.00	1	0	0
Puppa	2	120	4	0	0	2.00	2	0	0

GOALS BY PERIOD

	1	2	3	OT	TOT
Buffalo	2	4	7		13
Washington	1	2	3		6

WASH.	GP	MIN	GA	EV	SO	AVG.	W	L	T
Beaupre	1	50	5	0	0	6.00	0	1	0
Liut	3	130	7	1	0	2.76	0	2	0

SHOTS ON GOAL

	1	2	3	OT	TOT
Buffalo	25	43	23		91
Washington	29	22	30		81



BUFFALO vs. WINNIPEG



1990-91 SUMMARY:

	GP	W	L	T	GF	GA	PTS	PIM	PPG	PPA
Buffalo	3	3	0	0	12	3	6	48	1	10
Winnipeg	3	0	3	0	3	12	0	42	2	16

AT BUFFALO

Jan. 4 - Buffalo 4 Winnipeg 1

AT WINNIPEG

Feb. 10 - Buffalo 2 Winnipeg 0
Mar. 13 - Buffalo 6 Winnipeg 2

INDIVIDUAL SCORING LEADERS

BUFFALO	GP	G	A	PTS	PIM	WINNIPEG	GP	G	A	PTS	PIM
Andreychuk	3	1	0	1	0	Arnie	3	0	0	0	2
Bodger	1	0	0	0	2	Ashton	2	0	1	1	2
Brown	1	0	0	0	2	Beauregard	1	0	0	0	0
Curran	2	0	0	0	4	Carlyle	3	1	1	2	2
Franceschetti	3	0	4	4	2	Cole	2	0	0	0	0
Haller	1	0	0	0	4	Cronin	3	0	0	0	2
Hartman	2	1	0	1	2	Donnelly	1	0	0	0	2
Hawerchuk	3	4	1	5	2	Duncanson	1	0	0	0	0
Hogue	3	0	0	0	0	Eagles	3	0	1	1	2
Houlder	1	0	0	0	0	Elynuik	3	0	0	0	2
Kennedy	2	0	0	0	6	Erickson	1	0	1	1	0
Krupp	1	0	1	1	0	Essensa	3	0	0	0	2
Ledyard	3	0	1	1	4	Evans	2	0	0	0	0
Makela	2	1	0	1	0	Housley	3	0	0	0	2
Malarchuk	2	0	0	0	2	Kharin	1	0	0	0	0
Mogilny	2	1	2	3	0	Kumpel	2	0	0	0	0
Paslawski	1	0	0	0	2	Mantha	1	0	0	0	0
Puppa	1	0	0	0	0	MacDermid	3	0	1	1	10
Ramsey	3	0	0	0	2	Mantha	2	1	0	1	2
Ray	3	0	1	1	2	Marchment	1	0	0	0	2
Ruuttu	3	2	0	2	2	McLwain	2	0	0	0	0
Shannon	2	0	1	1	2	Numminen	3	0	0	0	2
Snuggerud	3	1	2	3	0	Olausson	3	1	0	1	0
Sutton	1	0	1	1	0	Olczyk	2	0	0	0	4
Turgeon	3	0	1	1	0	Osborne	2	0	0	0	0
Vaive	3	1	2	3	4	Steen	2	0	0	0	2
Wells	2	0	0	0	2	Sykes	3	0	0	0	2
(Bench)					2	Tabaracci	1	0	0	0	0

GWG: Ruuttu, Snuggerud, Hartman
PPG: Hartman
SHG: Snuggerud

GWG: None
PPG: Olausson, Mantha
SHG: None

GOALTENDING

BUFFALO	GP	MIN	GA	EN	SO	AVG.	W	L	T
Malarchuk	2	120	3	0	0	1.50	2	0	0
Puppa	1	60	0	0	1	0.00	1	0	0

WINNIPEG	GP	MIN	GA	EN	SO	AVG.	W	L	T
Bea'gard	1	7	0	0	0	0.00	0	0	0
Essensa	3	153	9	1	0	3.53	0	3	0
Tabaracci	1	18	1	1	0	3.33	0	0	0

GOALS BY PERIOD	1	2	3	OT	TOT	SHOTS ON GOAL	1	2	3	OT	TOT
Buffalo	3	4	5		12	Buffalo	36	27	20		83
Winnipeg	2	1	0		3	Winnipeg	26	31	32		89



LASAGNA WITHOUT POLLY-O[®] ISN'T USING YOUR NOODLE.



It only makes sense that your favorite lasagna should be made with the best ingredients.

Like smooth, creamy POLLY-O ricotta and tender POLLY-O mozzarella. They're all natural, and as Buffalo will soon discover, they're all Italian.

Our ricotta and mozzarella cheeses have been a family tradition for four generations, ever since Guiseppe Pollio came over from Italy in 1899.

So the next time you make a lasagna, use the authentic Italian cheese that makes it delicious, naturally.

POLLY-O. MASTER CHEESEMAKERS SINCE 1899.

THE LAST WIN

BOSTON:

Last Buffalo Win in Buffalo: January 22, 1991 (6-4)
Last Buffalo Win in Boston: March 2, 1991 (7-4)
Last Boston Win in Buffalo: December 9, 1990 (3-2)
Last Boston Win in Boston: March 23, 1991 (6-3)

CALGARY:

Last Buffalo Win in Buffalo: November 4, 1990 (2-1)
Last Buffalo Win in Calgary: November 8, 1987 (6-3)
Last Calgary Win in Buffalo: January 27, 1991 (5-4)
Last Calgary Win in Calgary: January 12, 1990 (5-3)

CHICAGO:

Last Buffalo Win in Buffalo: December 28, 1990 (5-0)
Last Buffalo Win in Chicago: January 24, 1991 (5-4)
Last Chicago Win in Buffalo: March 8, 1991 (5-3)
Last Chicago Win in Chicago: February 13, 1990 (4-1)

DETROIT:

Last Buffalo Win in Buffalo: January 16, 1991 (5-3)
Last Buffalo Win in Detroit: March 27, 1990 (6-5)
Last Detroit Win in Buffalo: March 27, 1988 (5-3)
Last Detroit Win in Detroit: December 11, 1990 (8-3)

EDMONTON:

Last Buffalo Win in Buffalo: November 23, 1990 (3-2 OT)
Last Buffalo Win in Edmonton: November 1, 1985 (2-0)
Last Edmonton Win in Buffalo: February 3, 1991 (3-2)
Last Edmonton Win in Edmonton: November 16, 1990 (4-2)

HARTFORD:

Last Buffalo Win in Buffalo: March 17, 1991 (6-1)
Last Buffalo Win in Hartford: February 23, 1991 (5-4)
Last Hartford Win in Buffalo: December 7, 1990 (4-3 OT)
Last Hartford Win in Hartford: October 10, 1990 (4-3)

LOS ANGELES:

Last Buffalo Win in Buffalo: November 5, 1989 (5-3)
Last Buffalo Win in Los Angeles: January 16, 1990 (4-2)
Last Los Angeles Win in Buffalo: March 14, 1990 (6-5 OT)
Last Los Angeles Win in Los Angeles: January 10, 1991 (5-2)

MINNESOTA:

Last Buffalo Win in Buffalo: March 29, 1990 (4-2)
Last Buffalo Win in Minnesota: January 12, 1991 (5-3)
Last Minnesota Win in Buffalo: November 13, 1987 (5-4)
Last Minnesota Win in Minnesota: March 12, 1991 (5-2)

MONTREAL:

Last Buffalo Win in Buffalo: March 20, 1991 (3-2)
Last Buffalo Win in Montreal: November 29, 1990 (2-1)
Last Montreal Win in Buffalo: October 17, 1990 (4-3)
Last Montreal Win in Montreal: March 16, 1991 (6-4)

NEW JERSEY:

Last Buffalo Win in Buffalo: December 1, 1989 (6-4)
Last Buffalo Win in New Jersey: October 25, 1988 (7-4)
Last New Jersey Win in Buffalo: March 25, 1990 (4-3)
Last New Jersey Win in New Jersey: October 25, 1990 (5-1)

THE LAST WIN

NEW YORK ISLANDERS:

Last Buffalo Win in Buffalo: January 2, 1991 (5-4)
Last Buffalo Win in New York: October 20, 1990 (3-1)
Last Islanders' Win in Buffalo: February 4, 1990 (1-0)
Last Islanders' Win in New York: December 5, 1989 (3-0)

NEW YORK RANGERS:

Last Buffalo Win in Buffalo: February 9, 1990 (3-2)
Last Buffalo Win in New York: March 8, 1989 (2-0)
Last Rangers' Win in Buffalo: February 24, 1987 (6-3)
Last Rangers' Win in New York: November 26, 1990 (5-0)

PHILADELPHIA:

Last Buffalo Win in Buffalo: March 24, 1991 (6-2)
Last Buffalo Win in Philadelphia: December 6, 1990 (4-3)
Last Philadelphia Win in Buffalo: December 31, 1988 (3-2)
Last Philadelphia Win in Philadelphia: December 7, 1989 (4-3 OT)

PITTSBURGH:

Last Buffalo Win in Buffalo: January 28, 1990 (7-2)
Last Buffalo Win in Pittsburgh: March 31, 1990 (3-2 OT)
Last Pittsburgh Win in Buffalo: December 14, 1990 (4-3)
Last Pittsburgh Win in Pittsburgh: February 19, 1991 (6-3)

QUEBEC:

Last Buffalo Win in Buffalo: December 23, 1990 (10-3)
Last Buffalo Win in Quebec: February 28, 1991 (5-1)
Last Quebec Win in Buffalo: January 31, 1991 (4-1)
Last Quebec Win in Quebec: December 1, 1990 (4-2)

ST. LOUIS:

Last Buffalo Win in Buffalo: December 3, 1989 (4-3)
Last Buffalo Win in St. Louis: February 16, 1988 (3-0)
Last St. Louis Win in Buffalo: February 6, 1991 (5-4 OT)
Last St. Louis Win in St. Louis: January 29, 1991 (8-3)

TORONTO:

Last Buffalo Win in Buffalo: October 27, 1989 (6-5 OT)
Last Buffalo Win in Toronto: January 14, 1991 (9-3)
Last Toronto Win in Buffalo: February 17, 1991 (3-0)
Last Toronto Win in Toronto: October 19, 1988 (4-2)

VANCOUVER:

Last Buffalo Win in Buffalo: November 9, 1990 (7-1)
Last Buffalo Win in Vancouver: January 13, 1990 (5-3)
Last Vancouver Win in Buffalo: March 10, 1991 (7-5)
Last Vancouver Win in Vancouver: February 10, 1989 (5-4)

WASHINGTON:

Last Buffalo Win in Buffalo: March 31, 1991 (5-2)
Last Buffalo Win in Washington: March 26, 1991 (4-2)
Last Washington Win in Buffalo: January 19, 1990 (6-3)
Last Washington Win in Washington: December 30, 1988 (5-3)

WINNIPEG:

Last Buffalo Win in Buffalo: January 4, 1991 (4-1)
Last Buffalo Win in Winnipeg: March 13, 1991 (6-2)
Last Winnipeg Win in Buffalo: January 2, 1987 (6-3)
Last Winnipeg Win in Winnipeg: December 14, 1988 (4-3)

CAREER

POINT LEADERS AGAINST SABRES

NAME	TOTAL	OTHER ACTIVE PLAYERS	TOTAL
Michel Goulet	98	Barry Pederson	53
Peter Stastny	87	Ken Linseman	52
Ray Bourque	78	Bobby Smith	52
Guy Lafleur	74	Dave Babych	48
Wayne Gretzky	71	Dale Hunter	48
Phil Esposito	69	Stephane Richer	45
Ron Francis	69	Ryan Walter	44
Marcel Dionne	68	Denis Savard	43
Larry Robinson	68	Mark Messier	43
Jean Ratelle	61	Kevin Dineen	42
Bryan Trottier	61	Steve Yzerman	38
		Mario Lemieux	36
		Cam Neely	36
		Steve Kasper	35
		John Ogrodnick	31
		Paul Coffey	31

ALL-TIME

OPPOSING GOALIE WINS

NAME	RECORD	OTHER ACTIVE LEADERS	RECORD
Mike Liut	22-19-1	Andy Moog	11-11-3
Dan Bouchard	18-19-10	Brian Hayward	10-13-2
Bernie Parent	17-4-3	Rick Wamsley	9-14-2
Tony Esposito	16-16-8	Peter Sidorkiewicz	7-10-2
Pete Peeters	16-14-2	Greg Millen	7-21-8
Billy Smith	15-22-5	Glen Hanlon	7-8-7
Patrick Roy	14-8-4	Clint Malarchuk	7-6-4
Ken Dryden	13-8-3	Don Beaupre	7-9-7
Rogie Vachon	12-17-5	Ron Hextall	7-2-0
Grant Fuhr	12-4-2	Mario Gosselin	7-6-1
		Reggie Lemelin	6-12-4

Most Losses 22 - Billy Smith & Jim Rutherford

OPPONENTS'

ONE GAME RECORDS

MOST GOALS BY AN OPPOSING PLAYER:

4 - Rosaire Paiement of Vancouver, Feb. 9, 1971;
 Bob Schmautz of Vancouver, Nov. 19, 1972;
 Phil Esposito of Boston, Jan. 14, 1973;
 Mark Napier of Montreal, Dec. 3, 1980;
 Wendel Clark of Toronto, Oct. 11, 1986;
 Joe Nieuwendyk of Calgary, Dec. 13, 1987

MOST ASSISTS BY AN OPPOSING PLAYER:

5 - Doug Gilmour of Calgary, Nov. 5, 1988

MOST POINTS BY AN OPPOSING PLAYER:

6 - John Bucyk of Boston, Dec. 10, 1970
 (two goals, four assists);
 Garry Unger of St. Louis, Mar. 13, 1971
 (three goals, three assists);
 Bernie Nicholls of Los Angeles, Nov. 27, 1987
 (three goals, three assists);
 Hakan Loob of Calgary, Mar. 12, 1988
 (three goals, three assists)



Back Check



Fore Check



Quality Checkd®



Hip Check



Body Check



Bounced Check



Quality Checkd®



A Crushing Check



Missed His Check



Quality Checkd®



Wendt's Dairy
 DIVISION OF NIAGARA MILK COOPERATIVE INC.



Serving the Niagara Frontier with the finest Dairy Foods for over 50 years

PHONE 283-8741 692-6543

THE NHL DIRECTORY

BOSTON BRUINS

Boston Garden
150 Causeway St.
Boston, Mass. 02114
(617) 227-3206

CALGARY FLAMES

The Olympic Saddledome
P.O. Box 1540 - Station M
Calgary, Alta. T2P 3B9
(403) 261-0475

CHICAGO BLACKHAWKS

Chicago Stadium
1800 W. Madison St.
Chicago, Ill. 60612
(312) 733-5300

DETROIT RED WINGS

Joe Louis Sports Arena
600 Civic Center Dr.
Detroit, Mich. 48226
(313) 567-7333

EDMONTON OILERS

Northlands Coliseum
7424 - 118 Ave.
Edmonton, Alta. T5B 4M9
(403) 474-8561

HARTFORD WHALERS

Hartford Civic Center Coliseum
242 Trumbull St.
Hartford, Conn. 06103
(203) 728-3366

LOS ANGELES KINGS

The Forum
3900 W. Manchester Blvd.
Inglewood, Calif. 90306
(213) 674-6000

MINNESOTA NORTH STARS

Metropolitan Sports Center
7901 Cedar Avenue South
Bloomington, Minn. 55420
(612) 853-9333

MONTREAL CANADIENS

Montreal Forum
2313 St. Catherine St.
Montreal, Que. H3H 1N2
(514) 932-2582

NEW JERSEY DEVILS

Byrne Meadowlands Arena
P.O. Box 504
East Rutherford, N.J. 07073
(201) 935-6050

NEW YORK ISLANDERS

Nassau Coliseum
Uniondale, NY 11553
(516) 794-4100

NEW YORK RANGERS

Madison Square Garden
4 Pennsylvania Plaza
New York, NY 10001
(212) 563-8000

OTTAWA SENATORS

411-301 Moodie Drive
Neapean, Ontario K2H 9C4
(613) 726-0640

PHILADELPHIA FLYERS

The Spectrum
Pattison Place
Philadelphia, PA 19148
(215) 465-4500

PITTSBURGH PENGUINS

Civic Arena
Pittsburgh, PA 15219
(412) 642-1800

QUEBEC NORDIQUES

Quebec Coliseum
2205 Ave. du Colisee
Quebec, Quebec G1L 4W7
(418) 529-8441

ST. LOUIS BLUES

St. Louis Arena
5700 Oakland Ave.
St. Louis, MO 63110
(314) 781-5300

SAN JOSE SHARKS

Cow Palace
Suite 600
10 Almaden Blvd.
San Jose, CA 95113
(408) 287-4275

TAMPA BAY LIGHTNING

1 Mack Center - Suite 175
501 East Kennedy Blvd.
Tampa, Florida 33602
(813) 229-2658

TORONTO MAPLE LEAFS

Maple Leaf Gardens
60 Carlton St.
Toronto, Ontario M5B 1L1
(416) 977-1641

VANCOUVER CANUCKS

Pacific Coliseum
100 North Renfrew St.
Vancouver, B.C. V5K 3N7
(604) 254-5141

WASHINGTON CAPITALS

Capital Centre
Landover, MD 20785
(301) 386-7000

WINNIPEG JETS

Winnipeg Arena
15 - 1430 Maroons Road
Winnipeg, Manitoba R3G 0L5
(204) 772-9491

NHL - MONTREAL

1155 Metcalfe St. - Suite 960
Montreal, Quebec H3B 2W2
(514) 871-9220

NHL - NEW YORK

500 Fifth Ave. - 34th Floor
New York, NY 10110
(212) 398-1100

NHL - TORONTO

75 International Way - Suite 300
Rexdale, Ontario
M9W 6L9
(416) 798-0809

NHL NOTES OF INTEREST

ENTRY DRAFT: It will be held on June 20, 1992 in Montreal as part of the Annual NHL Congress.

EXPANSION DRAFT: The 1992 procedure will take place at a time to be determined next summer. Each team will be allowed to protect 14 skaters and two goalies; players with less than three years of pro experience are exempt. Each existing NHL team will lose two players.

GOALS-AGAINST AVERAGE: To calculate for a player or team, divide goals against by minutes played and multiply by 60.

GOALS-FOR AVERAGE: To calculate for a goalie, divide goals scored by his team while he played by minutes played and multiply by 60.

PLUS-MINUS RATING: A player received a "plus-one" when he is on the ice for an even-strength or short-handed goal by his team. He receives a "minus-one" when he is on the ice for an even-strength or short-handed goal by the other team. The overall season rating is determined by totaling all of the pluses and minuses for the season.

POWER PLAY RANKINGS: When a team scores during a five minute power play situation, it is considered that a new situation is about to begin. Therefore, if a team scores one power play goal in five minutes it is considered one for two in the official league rankings. If it scores two goals in that time, it is considered two for three. If the team scores exactly five minutes after the penalty is called, it is one for one. If a team has a two man advantage of any kind, it is considered to be two separate power-play opportunities for statistical purposes.

ROOKIE: In order to be considered a rookie, a player must not have played in 25 or more NHL games in any preceding season, nor in six or more NHL games in each of any two preceding seasons.

SCHEDULE: All of the 22 teams will play 80 games this season. The Sabres play eight games against other Adams Division teams (four home, four away), two against Vancouver, Toronto and Winnipeg (one home, one away) and three against the other teams (games are split two-one, with the extra home game alternating). Due to the coming league expansion, the 1992-93 alignment and schedule has not been determined.

SHOTS AGAINST AVERAGE: To calculate for a player or team, divide shots against by minutes played and multiply by 60.

TIE-BREAKERS IN THE STANDINGS: According to the NHL, the following is the official method of determining which team is higher in the standings if two or more clubs have the same number of points:

1. Overall wins.
2. Points in head-to-head competition.
3. Overall goals scored minus overall goals allowed.
4. Special emergency meeting or conference call of general managers.


There is no provision for a coin flip. The same procedure is used for determining the order of the Entry Draft.

TRADING DEADLINE: The deadline is the 26th day preceding the final day of the NHL regular season. The date also marks the last day for loans and recalls from minor league teams except in emergency (usually injury-related) situations.

WAIVER DRAFT: Due to the May, 1991 expansion draft, there will be no waiver draft staged in October, 1991.

Perru's
Ice Cream

A TRADITION
OF QUALITY



T H E
PLAYOFFS

SABRES'

ALL-TIME PLAYOFF RESULTS

DATE	SCORE	LOCATION	
April 4, 1973	Montreal 2, Buffalo 1	Montreal	MONTREAL WINS SERIES 4 GAMES TO 2
April 5, 1973	Montreal 7, Buffalo 3	Montreal	
April 7, 1973	Montreal 5, Buffalo 2	Buffalo	
April 8, 1973	Buffalo 5, Montreal 1	Buffalo	
April 10, 1973	Buffalo 3, Montreal 2 OT	Montreal	
April 12, 1973	Montreal 4, Buffalo 2	Buffalo	
April 13, 1975	Buffalo 4, Chicago 1	Buffalo	BUFFALO WINS SERIES 4 GAMES TO 1
April 15, 1975	Buffalo 3, Chicago 1	Buffalo	
April 17, 1975	Chicago 5, Buffalo 4 OT	Chicago	
April 20, 1975	Buffalo 6, Chicago 2	Chicago	
April 22, 1975	Buffalo 3, Chicago 1	Buffalo	
April 27, 1975	Buffalo 6, Montreal 5 OT	Buffalo	BUFFALO WINS SERIES 4 GAMES TO 2
April 29, 1975	Buffalo 4, Montreal 2	Buffalo	
May 1, 1975	Montreal 7, Buffalo 0	Montreal	
May 3, 1975	Montreal 8, Buffalo 2	Montreal	
May 6, 1975	Buffalo 5, Montreal 4 OT	Buffalo	
May 8, 1975	Buffalo 4, Montreal 3	Montreal	
May 15, 1975	Philadelphia 4, Buffalo 1	Philadelphia	
May 18, 1975	Philadelphia 2, Buffalo 1	Philadelphia	
May 20, 1975	Buffalo 5, Philadelphia 4 OT	Buffalo	
May 22, 1975	Buffalo 4, Philadelphia 2	Buffalo	
May 25, 1975	Philadelphia 5, Buffalo 1	Philadelphia	
May 27, 1975	Philadelphia 2, Buffalo 0	Buffalo	
April 6, 1976	St. Louis 5, Buffalo 2	St. Louis	BUFFALO WINS SERIES 2 GAMES TO 1
April 8, 1976	Buffalo 3, St. Louis 2 OT	Buffalo	
April 9, 1976	Buffalo 2, St. Louis 1 OT	Buffalo	
April 11, 1976	Buffalo 5, N.Y. Islanders 3	Buffalo	N.Y. ISLANDERS WIN SERIES 4 GAMES TO 2
April 13, 1976	Buffalo 3, N.Y. Islanders 2 OT	Buffalo	
April 15, 1976	N.Y. Islanders 5, Buffalo 3	N.Y. Islanders	
April 17, 1976	N.Y. Islanders 4, Buffalo 2	N.Y. Islanders	
April 20, 1976	N.Y. Islanders 4, Buffalo 2	Buffalo	
April 22, 1976	N.Y. Islanders 3, Buffalo 2	N.Y. Islanders	
April 5, 1977	Buffalo 4, Minnesota 2	Buffalo	
April 7, 1977	Buffalo 7, Minnesota 1	Minnesota	
April 11, 1977	N.Y. Islanders 4, Buffalo 2	N.Y. Islanders	N.Y. ISLANDERS WIN SERIES 4 GAMES TO 0
April 13, 1977	N.Y. Islanders 4, Buffalo 2	N.Y. Islanders	
April 15, 1977	N.Y. Islanders 4, Buffalo 3	Buffalo	
April 17, 1977	N.Y. Islanders 4, Buffalo 3	Buffalo	
April 11, 1978	Buffalo 4, N.Y. Rangers 1	Buffalo	BUFFALO WINS SERIES 2 GAMES TO 1
April 13, 1978	N.Y. Rangers 4, Buffalo 3 OT	N.Y. Rangers	
April 15, 1978	Buffalo 4, N.Y. Rangers 1	Buffalo	
April 17, 1978	Philadelphia 4, Buffalo 1	Philadelphia	PHILADELPHIA WINS SERIES 4 GAMES TO 1
April 19, 1978	Philadelphia 3, Buffalo 2	Philadelphia	
April 22, 1978	Buffalo 4, Philadelphia 1	Buffalo	
April 23, 1978	Philadelphia 4, Buffalo 2	Buffalo	
April 25, 1978	Philadelphia 4, Buffalo 2	Philadelphia	
April 10, 1979	Pittsburgh 4, Buffalo 3	Buffalo	PITTSBURGH WINS SERIES 2 GAMES TO 1
April 12, 1979	Buffalo 3, Pittsburgh 1	Pittsburgh	
April 14, 1979	Pittsburgh 4, Buffalo 3 OT	Buffalo	
April 8, 1980	Buffalo 2, Vancouver 1	Buffalo	BUFFALO WINS SERIES 3 GAMES TO 1
April 9, 1980	Buffalo 6, Vancouver 0	Buffalo	
April 11, 1980	Vancouver 5, Buffalo 4	Vancouver	
April 12, 1980	Buffalo 3, Vancouver 1	Vancouver	

SABRES'

ALL-TIME PLAYOFF RESULTS

DATE	SCORE	LOCATION	
April 16, 1980	Buffalo 5, Chicago 0	Buffalo	BUFFALO WINS SERIES 4 GAMES TO 0
April 17, 1980	Buffalo 6, Chicago 4	Buffalo	
April 19, 1980	Buffalo 2, Chicago 1	Chicago	
April 20, 1980	Buffalo 3, Chicago 2	Chicago	
April 29, 1980	N.Y. Islanders 4, Buffalo 1	Buffalo	N.Y. ISLANDERS WIN SERIES 4 GAMES TO 2
May 1, 1980	N.Y. Islanders 2, Buffalo 1 OT	Buffalo	
May 3, 1980	N.Y. Islanders 7, Buffalo 4	N.Y. Islanders	
May 6, 1980	Buffalo 7, N.Y. Islanders 4	N.Y. Islanders	
May 8, 1980	Buffalo 2, N.Y. Islanders 0	Buffalo	
May 10, 1980	N.Y. Islanders 5, Buffalo 2	N.Y. Islanders	
April 8, 1981	Buffalo 3, Vancouver 2 OT	Buffalo	BUFFALO WINS SERIES 3 GAMES TO 0
April 9, 1981	Buffalo 5, Vancouver 2	Buffalo	
April 11, 1981	Buffalo 5, Vancouver 3	Vancouver	
April 16, 1981	Minnesota 4, Buffalo 3 OT	Buffalo	MINNESOTA WINS SERIES 4 GAMES TO 1
April 17, 1981	Minnesota 5, Buffalo 2	Buffalo	
April 19, 1981	Minnesota 6, Buffalo 4	Minnesota	
April 20, 1981	Buffalo 5, Minnesota 4 OT	Minnesota	
April 22, 1981	Minnesota 4, Buffalo 3	Buffalo	
April 7, 1982	Boston 3, Buffalo 1	Boston	
April 8, 1982	Boston 7, Buffalo 3	Boston	
April 10, 1982	Buffalo 5, Boston 2	Buffalo	
April 11, 1982	Boston 5, Buffalo 2	Buffalo	
April 6, 1983	Buffalo 1, Montreal 0	Montreal	BUFFALO WINS SERIES 3 GAMES TO 0
April 7, 1983	Buffalo 3, Montreal 0	Montreal	
April 9, 1983	Buffalo 4, Montreal 2	Buffalo	
April 14, 1983	Buffalo 7, Boston 4	Boston	BOSTON WINS SERIES 4 GAMES TO 3
April 15, 1983	Boston 5, Buffalo 3	Boston	
April 17, 1983	Buffalo 4, Boston 3	Buffalo	
April 18, 1983	Boston 6, Buffalo 2	Buffalo	
April 20, 1983	Boston 9, Buffalo 0	Boston	
April 22, 1983	Buffalo 5, Boston 3	Buffalo	
April 24, 1983	Boston 3, Buffalo 2 OT	Boston	
April 4, 1984	Quebec 3, Buffalo 2	Buffalo	
April 5, 1984	Quebec 6, Buffalo 2	Buffalo	
April 7, 1984	Quebec 4, Buffalo 1	Quebec	
April 10, 1985	Quebec 5, Buffalo 2	Quebec	QUEBEC WINS SERIES 3 GAMES TO 2
April 11, 1985	Quebec 3, Buffalo 2	Quebec	
April 13, 1985	Buffalo 6, Quebec 4	Buffalo	
April 14, 1985	Buffalo 7, Quebec 4	Buffalo	
April 16, 1985	Quebec 6, Buffalo 5	Quebec	
April 6, 1988	Boston 7, Buffalo 3	Boston	
April 7, 1988	Boston 4, Buffalo 1	Boston	
April 9, 1988	Buffalo 6, Boston 2	Buffalo	
April 10, 1988	Buffalo 6, Boston 5 OT	Buffalo	
April 12, 1988	Boston 5, Buffalo 4	Boston	
April 14, 1988	Boston 5, Buffalo 2	Buffalo	
April 5, 1989	Buffalo 6, Boston 0	Boston	BOSTON WINS SERIES 4 GAMES TO 1
April 6, 1989	Boston 5, Buffalo 3	Boston	
April 8, 1989	Boston 4, Buffalo 2	Buffalo	
April 9, 1989	Boston 3, Buffalo 2	Buffalo	
April 11, 1989	Boston 4, Buffalo 1	Boston	

SABRES' ALL-TIME PLAYOFF RESULTS

DATE	SCORE	LOCATION
April 5, 1990	Buffalo 4, Montreal 1	Buffalo
April 7, 1990	Montreal 3, Buffalo 0	Buffalo
April 9, 1990	Montreal 2, Buffalo 1 OT	Montreal
April 11, 1990	Buffalo 4, Montreal 2	Montreal
April 13, 1990	Montreal 4, Buffalo 2	Buffalo
April 15, 1990	Montreal 5, Buffalo 2	Montreal
MONTREAL WINS SERIES 4 GAMES TO 2		
April 3, 1991	Montreal 7, Buffalo 5	Montreal
April 5, 1991	Montreal 5, Buffalo 4	Montreal
April 7, 1991	Buffalo 5, Montreal 4	Buffalo
April 9, 1991	Buffalo 6, Montreal 4	Buffalo
April 11, 1991	Montreal 4, Buffalo 3	Montreal
April 13, 1991	Montreal 5, Buffalo 1	Buffalo
MONTREAL WINS SERIES 4 GAMES TO 2		

ALL-TIME PLAYOFF POINT LEADERS AGAINST THE SABRES

NAME	G	A	PT.	NAME	G	A	PT.
Rick Middleton - Boston	9	19	28	Guy Lafleur - Montreal	9	7	16
Ray Bourque - Boston	3	21	24	Peter Stastny - Quebec	1	14	15
Barry Pederson - Boston	10	12	22	Stephane Richer - Montreal	10	5	15
Bryan Trottier - N.Y. Islanders	3	14	17	Jacques Lemaire - Montreal	6	8	14
Denis Polvin - N.Y. Islanders	5	12	17	Pete Mahovlich - Montreal	4	10	14

SABRE PLAYOFF FIRSTS

FIRST GAME: April 4, 1973 at Montreal

FIRST GOAL: Craig Ramsay, April 4, 1973, at Montreal at 3:13 of the second period.

FIRST ASSIST: Don Luce, April 4, 1973, at Montreal on Ramsay's goal.

FIRST PENALTY: Larry Hillman, April 4, 1973 at Montreal at 6:21 of the first period.

FIRST MAJOR PENALTY: Larry Mickey, April 5, 1973 at Montreal at 17:19 of the first period.

FIRST POWER PLAY GOAL: Rick Martin, April 5, 1973 at Montreal at 16:48 of the first period.

FIRST SHORT-HANDED GOAL: Don Luce, May 3, 1975 at Montreal at 6:42 of the first period.

FIRST GAME-WINNING GOAL: Gil Perreault, April 8, 1973 vs. Montreal.

FIRST GOAL BY OPPONENT: Jacques Lemaire of Montreal, April 4, 1973 at 17:01 of the second period.

FIRST TWO-GOAL GAME: Gil Perreault, April 8, 1973, vs. Montreal

FIRST HAT TRICK: Jim Lorentz, April 9, 1977, at Minnesota.

FIRST HAT TRICK BY OPPONENT: Yvon Cournoyer of Montreal, April 5, 1973 in Montreal.

FIRST MULTIPLE-POINT GAME: Gil Perreault and Jim Schoenfeld, April 5, 1973, vs. Montreal

FIRST WIN: April 8, 1973 vs. Montreal.

FIRST SHUTOUT: April 9, 1980 vs. Vancouver (6-0, Bob Sauve)

FIRST TIME SHUT OUT: May 1, 1975 by Montreal (7-0, Ken Dryden)

1991 PLAYOFFS

BUFFALO vs. MONTREAL

SUMMARY:	GP	W	L	GF	GA	PIM	PPG	PPA
Buffalo	6	2	4	24	29	221	6	36
Montreal	6	4	2	29	24	206	9	37

AT BUFFALO

Apr. 7 - Buffalo 5	Montreal 4
Apr. 9 - Buffalo 6	Montreal 4
Apr. 13 - Montreal 5	Buffalo 1

AT MONTREAL

Apr. 3 - Montreal 7	Buffalo 5
Apr. 5 - Montreal 5	Buffalo 4
Apr. 11 - Montreal 4	Buffalo 3 OT

INDIVIDUAL SCORING LEADERS

BUFFALO	GP	G	A	PTS	PIM	MONTREAL	GP	G	A	PTS	PIM
D. Andreychuk	6	2	2	4	8	G. Carboneau	6	1	4	5	6
D. Bodger	4	0	1	1	0	A. Cassels	5	0	2	2	2
L. Franceschetti	6	1	0	1	2	S. Corson	6	4	2	6	19
K. Haller	6	1	4	5	10	A. Cote	4	0	2	2	16
M. Hartman	2	0	0	0	17	R. Courtnall	6	5	1	6	2
D. Hawerchuk	6	2	4	6	10	J. Daigneault	3	0	1	1	0
B. Hogue	5	3	1	4	10	E. Desjardins	6	1	1	2	6
D. Kennedy	2	0	1	1	17	D. Dufresne	3	0	1	1	17
U. Krupp	6	1	1	2	6	B. Gilchrist	6	5	2	7	2
G. Ledyard	6	3	3	6	10	M. Keane	5	2	2	4	2
C. Malarchuk	4	0	1	1	0	S. Lebeau	3	0	0	0	0
A. Mogilny	6	0	6	6	2	J. Leclair	3	0	0	0	0
D. Puppa	2	0	0	0	0	S. Lefebvre	6	1	0	1	4
M. Ramsey	5	1	0	1	12	M. McPhee	6	1	5	6	6
R. Ray	6	1	1	2	56	L. Odelein	6	0	0	0	42
C. Ruuttu	6	1	3	4	29	A. Racicot	2	0	0	0	0
D. Shannon	6	1	2	3	4	S. Richer	6	5	3	8	2
D. Snuggerud	6	1	3	4	4	M. Roberge	5	0	0	0	18
K. Sutton	6	0	1	1	2	P. Roy	6	0	0	0	0
T. Tanti	5	2	0	2	8	D. Savard	6	2	8	10	24
P. Turgeon	6	3	1	4	6	M. Schneider	6	1	4	5	8
R. Vaive	6	1	2	3	6	B. Skrudland	6	1	4	5	26
D. Wakaluk	2	0	0	0	2	P. Svoboda	2	0	1	1	2
J. Wells	1	0	1	1	0	R. Walter	3	0	0	0	2

GWG: Ray, Ramsey

PPG: Hawerchuk, Turgeon, Andreychuk, Vaive, Tanti, Krupp

SHG: Ruuttu, Snuggerud

OT: None

GWG: Gilchrist, Courtnall, Corson, Carboneau

PPG: Savard, Richer, Courtnall (2), Corson (2), McPhee, Schneider, Desjardins

SHG: Corson

OT: Courtnall

GOALTENDING

BUFFALO	GP	MIN	GA	EV	SO	AVG.	W	L
Malarchuk	4	246	17	0	0	4.15	2	2
Puppa	2	81	10	0	0	7.41	0	1
Wakaluk	2	37	2	0	0	3.24	0	1

GOALS/PERIOD	1	2	3	OT	TOT.
Buffalo	9	8	7	0	24
Montreal	11	11	6	1	29

MONTREAL	GP	MIN	GA	EV	SO	AVG.	W	L
Racicot	2	12	2	0	0	10.00	0	1
Roy	6	351	22	0	0	3.76	4	1

SHOTS/PERIOD	1	2	3	OT	TOT.
Buffalo	63	66	57	3	189
Montreal	63	65	53	3	184

SABRES' ALL-TIME PLAYOFF SCORING

PLAYER	GP	G	A	PTS	PIM	PLAYER	GP	G	A	PTS	PIM
Shawn Anderson	5	0	1	1	4	Paul McIntosh	2	0	0	0	7
Mikael Andersson	1	1	0	1	0	Tony McKegney	38	11	9	20	10
Dave Andreychuk	34	11	17	28	20	Sean McKenna	8	1	1	2	2
Scott Arnie	16	2	1	3	13	Peter McNab	25	2	6	8	4
Donald Audette	2	0	0	0	0	Gerry Meehan	6	0	1	1	0
Tom Barraso	12	0	0	0	9	Larry Mickey	6	1	0	1	5
Doug Bodger	15	2	7	9	17	Alexander Mogilny	10	0	7	7	4
Ken Breitenbach	8	0	1	1	4	Mike Moller	3	0	1	1	0
Larry Carriere	23	0	3	3	40	Bob Mongrain	11	1	2	3	2
Jacques Cloutier	4	0	0	0	0	Phil Myre	1	0	0	0	0
Real Cloutier	2	0	0	0	0	Mark Napier	9	1	3	4	0
Bob Corkum	5	1	0	1	4	Gates Orlando	5	0	4	4	14
Roger Crozier	9	0	1	1	2	Jeff Parker	5	0	0	0	26
Paul Cyr	18	3	6	9	21	Steve Patrick	8	0	1	1	6
Mal Davis	7	1	0	1	0	Gil Perreault	90	33	70	103	44
Gerry Desjardins	25	0	0	0	4	Brent Peterson	22	2	3	5	50
Michel Deziel	1	0	0	0	0	Larry Playfair	40	0	6	6	97
Dave Dryden	2	0	0	0	0	Tracy Pratt	6	0	0	0	6
Rick Dudley	25	7	2	9	69	Ken Priestlay	14	0	0	0	21
Richie Dunn	27	2	14	16	16	Daren Puppa	5	0	0	0	0
Don Edwards	31	0	0	0	7	Craig Ramsay	89	17	31	48	27
Dave Fenyves	11	0	0	0	9	Mike Ramsey	65	8	16	24	150
Lee Fogolin	30	0	6	6	58	Rob Ray	6	1	1	2	56
Mike Foligno	39	13	11	24	143	Joe Reekie	2	0	0	0	4
Lou Franceschetti	6	1	0	1	2	Jacques Richard	12	2	1	3	7
Danny Gare	57	23	21	44	147	Rene Robert	47	22	17	39	71
Clark Gillies	5	0	1	1	25	Mike Robitaille	6	0	0	0	0
Norm Gratton	6	0	1	1	2	Lindy Ruff	42	11	10	21	164
Jocelyn Guevremont	40	4	17	21	18	Christian Ruuttu	20	3	8	11	37
Bill Hajt	80	2	16	18	70	Bob Sauve	22	0	0	0	2
Bob Halkidis	8	0	0	0	41	Jean Francois Sauve	7	2	2	4	0
Kevin Haller	6	1	4	5	10	Andre Savard	45	5	11	16	40
Gilles Hamel	18	2	5	7	8	Ron Schock	2	0	0	0	0
Hugh Harris	3	0	0	0	0	Jim Schoenfeld	75	3	13	16	151
Paul Harrison	1	0	0	0	0	Dave Schultz	3	0	2	2	4
Mike Hartman	19	0	0	0	104	Ric Seiling	55	14	14	28	31
Dale Hawerchuk	6	2	4	6	10	Darrin Shannon	14	1	3	4	8
Alan Haworth	10	4	5	9	4	Ray Sheppard	7	1	2	3	2
Larry Hillman	6	0	0	0	8	Al Smith	1	0	0	0	0
Benoit Hogue	13	3	1	4	37	Derek Smith	30	9	14	23	13
Tim Horton	6	0	1	1	4	Doug Smith	1	0	0	0	0
Phil Housley	35	10	17	27	22	Dave Snuggerrud	12	1	3	4	6
Val James	3	0	0	0	0	Brian Spencer	30	1	4	5	12
Calle Johansson	6	0	1	1	0	Bill Stewart	9	0	3	3	0
Dean Kennedy	8	1	2	3	29	Ken Sutton	6	0	1	1	2
Jerry Korab	46	7	14	21	69	Tony Tanti	5	2	0	2	8
Joe Kowal	2	0	0	0	0	Paul Terbenche	6	0	0	0	0
Uwe Krupp	23	1	2	3	29	Alex Tidey	2	0	0	0	0
Yvon Lambert	4	3	0	3	2	John Tucker	17	9	11	20	18
Grant Ledyard	11	4	5	9	12	Pierre Turgeon	23	12	13	25	14
Jim Lorentz	35	11	9	20	22	John Van Boxmeer	35	5	14	19	35
Don Luce	62	17	19	36	46	Rick Vaive	17	7	5	12	20
Kevin Maguire	10	0	0	0	86	Hannu Virta	17	1	3	4	6
Clint Malarchuk	5	0	1	1	2	Darcy Wakaluk	2	0	0	0	2
Dave Maloney	1	0	0	0	0	Jay Wells	7	0	1	1	12
Rick Martin	62	24	29	53	74	Jim Wiemer	1	0	0	0	0
Terry Martin	11	2	2	4	10						
Gary McAdam	15	3	2	5	7						
Rob McClanahan	15	0	2	2	17						
Dale McCourt	14	5	5	10	4						

SABRES' ALL-TIME PLAYOFF GOALTENDING STATISTICS

PLAYER	GP	MIN	GA	EN	SO	AVG.	W	L
Paul Harrison	1	26	1	0	0	2.31	0	0
Jacques Cloutier	4	238	10	1	1	2.52	1	3
Roger Crozier	9	541	25	1	0	2.77	5	4
Bob Sauve	23	1268	59	1	4	2.79	13	9
Don Edwards	31	1859	98	3	1	3.16	13	18
Darcy Wakaluk	2	37	2	0	0	3.24	0	1
Gerry Desjardins	25	1382	75	1	0	3.25	11	11
Al Smith	1	17	1	0	0	3.53	0	0
Daren Puppa	11	593	36	2	0	3.64	3	6
Tom Barraso	12	663	46	1	0	4.16	3	8
Clint Malarchuk	5	305	22	0	0	4.33	2	3
Dave Dryden	2	120	9	0	0	4.50	0	2
Phil Myre	1	57	7	0	0	7.37	0	0

SABRES' TEAM PLAYOFF RECORDS

ONE PLAYOFF YEAR

MOST WINS: 10 - 1975 (17 games)
FEWEST WINS: 0 - 1984 (3 games)
MOST LOSSES: 7 - 1975 (17 games)
FEWEST LOSSES: 2 - 1979 (3 games)

MOST GOALS FOR: 53 - 1975 (17 games)
FEWEST GOALS FOR: 5 - 1984 (3 games)
MOST GOALS AGAINST: 58 - 1975 (17 games)
FEWEST GOALS AGAINST: 9 - 1979 (3 games)

MOST SHUTOUTS FOR: 3 - 1980 (14 games)
MOST SHUTOUTS AGAINST: 1 - 1975, 1980, 1990
MOST OVERTIME GAMES: 4 - 1975 (17 games)
LONGEST WINNING STREAK:
 5 - Apr. 12, 16, 17, 19 & 20, 1980
LONGEST LOSING STREAK: 4 - April 11, 13, 15 & 17; 1977
 - April 15, 17, 20 & 22, 1976; - April 6, 8, 9 & 11, 1989

MOST POWER PLAY GOALS: 17 - 1980 (14 games)
MOST POWER PLAY GOALS AGAINST:
 14 - 1975 (17 games)
MOST SHORT-HANDED GOALS: 2 - 1975 (17 games);
 1989 (5 games); 1991 (6 games)
MOST SHORT-HANDED GOALS AGAINST:
 3 - 1988 (6 games); 1980 (14 games)

MOST SHOTS ON GOAL: 532 - 1975 (17 games)
FEWEST SHOTS ON GOAL: 83 - 1984 (3 games)
MOST SHOTS ON GOAL AGAINST: 459 - 1975 (17 games)
FEWEST SHOTS ON GOAL AGAINST: 73 - 1984 (3 games)
MOST PENALTY MINUTES: 286 - 1988 (6 games)
MOST OPPONENTS' PENALTY MINUTES:
 308 - 1988 (6 games)

ONE PLAYOFF SERIES

TWO GAME SERIES
MOST GOALS SCORED: 11 - Vs. Minnesota in 1977
MOST GOALS ALLOWED: 3 - Minnesota in 1977

THREE GAME SERIES
MOST GOALS SCORED: 13 - Vs. Vancouver in 1981
LEAST GOALS SCORED: 5 - Vs. Quebec in 1984
MOST GOALS ALLOWED: 13 - Quebec in 1984
LEAST GOALS ALLOWED: 2 - Montreal in 1983

FOUR GAME SERIES
MOST GOALS SCORED: 16 - Vs. Chicago in 1980
LEAST GOALS SCORED: 10 - Vs. N.Y. Islanders in 1977
MOST GOALS ALLOWED: 17 - Boston in 1982
LEAST GOALS ALLOWED: 7 - Vancouver in 1980

FIVE GAME SERIES
MOST GOALS SCORED: 22 - Vs. Quebec in 1985
LEAST GOALS SCORED: 11 - Vs. Philadelphia in 1978
MOST GOALS ALLOWED: 24 - Minnesota in 1981
LEAST GOALS ALLOWED: 10 - Chicago in 1975

SIX GAME SERIES
MOST GOALS SCORED: 24 - Vs. Montreal in 1991
LEAST GOALS SCORED: 12 - Vs. Philadelphia in 1975
MOST GOALS ALLOWED:
 29 - Montreal in 1975, Montreal in 1991
LEAST GOALS ALLOWED: 17 - Montreal in 1990

SEVEN GAME SERIES
MOST GOALS SCORED: 23 - Boston in 1983
MOST GOALS ALLOWED: 33 - Boston in 1983

SABRES' TEAM PLAYOFF RECORDS

ONE GAME ONLY

MOST GOALS: 7 - vs. Quebec, Apr. 14, 1985; at Boston, Apr. 14, 1983; at N.Y. Islanders, May 6, 1980; at Minnesota, Apr. 7, 1977

MOST GOALS AGAINST: 9 - at Boston, Apr. 20, 1983

MOST GOALS, BUFFALO AND OPPONENT: 12 - at Montreal, Apr. 3, 1991 (7-5 MtI)

MOST GOALS, ONE PERIOD: 5 - Third period vs. Quebec, Apr. 14, 1985; third period vs. Quebec, Apr. 13, 1985; third period vs. Chicago, Apr. 20, 1975.

MOST GOALS AGAINST, ONE PERIOD: 5 - Second period by Montreal, Apr. 5, 1973; second period by Boston, Apr. 8, 1982; First period by Boston, Apr. 20, 1983

MOST GOALS BY BUFFALO AND OPPONENT, ONE PERIOD: 7 - vs. Quebec, Apr. 13, 1985 (third)

GREATEST WINNING MARGIN:

6 - 6-0 vs. Vancouver in 1980; - 7-1 vs. Minnesota in 1977; - 6-0 vs. Boston in 1989

GREATEST LOSING MARGIN: 9 - 9-0 at Boston in 1983

MOST SHOTS ON GOAL: 57 - vs. St. Louis, Apr. 8, 1976

FEWEST SHOTS ON GOAL:

15 - vs. N.Y. Islanders, May 8, 1980

MOST SHOTS ON GOAL AGAINST:

50 - at Minnesota, Apr. 20, 1981

FEWEST SHOTS ON GOAL AGAINST:

14 - by Chicago, Apr. 22, 1975

MOST SHOTS ON GOAL IN ONE PERIOD: 22 - vs. St. Louis, Apr. 8, 1976; vs. N.Y. Islanders, Apr. 15, 1976.

LEAST SHOTS ON GOAL IN ONE PERIOD: 3 - vs. Chicago, Apr. 15, 1975; vs. Philadelphia, May 18, 1975; vs. Philadelphia, Apr. 19, 1978; vs. Boston, Apr. 11, 1989

MOST SHOTS ON GOAL AGAINST IN ONE PERIOD: 24 - Chicago, April 20, 1980

LEAST SHOTS ON GOAL AGAINST IN ONE PERIOD:

1 - Chicago, April 16, 1980; Boston, Apr. 11, 1982; Montreal, Apr. 7, 1983; Quebec, Apr. 4, 1984

MOST SHOTS ON GOAL BY BOTH TEAMS IN ONE PERIOD: 35 - vs. Montreal, Apr. 9, 1991 (second)

MOST PENALTY MINUTES:

121 - vs. Boston, Apr. 9, 1988

MOST PENALTY MINUTES BY OPPONENT:

105 - vs. Boston, Apr. 9, 1988

MOST PENALTY MINUTES, BUFFALO AND OPPONENT:

226 - vs. Boston, Apr. 9, 1988

FASTEST TWO GOALS, ONE PLAYER:

27 - Pierre Turgeon at Boston, Apr. 6, 1989.

FASTEST TWO GOALS AGAINST, ONE PLAYER:

:27 - Guy Lafleur of Montreal, May 1, 1975

FASTEST THREE GOALS, ONE PLAYER:

12:37 - Dave Andreychuk vs. Quebec, Apr. 14, 1985.

FASTEST THREE GOALS AGAINST, ONE PLAYER:

13:40 - Barry Pederson of Boston, Apr. 8, 1982

FASTEST TWO GOALS: :14 - Mike Foligno & Sean McKenna vs. Quebec, Apr. 5, 1984

FASTEST TWO GOALS AGAINST: :08 - Eric Desjardins & Stephane Richer of Montreal, Apr. 9, 1991.

FASTEST TWO GOALS, BOTH TEAMS: :05 - Gil Perreault of Buffalo and Jim Hamilton of Pittsburgh, Apr. 14, 1979

FASTEST THREE GOALS: 2:15 - Mike Foligno and Pierre Turgeon (2) vs. Boston, Apr. 6, 1989

FASTEST THREE GOALS AGAINST: 1:19 - Russ Courtnall (2) & Mathieu Schneider of Montreal, Apr. 3, 1991.

FASTEST THREE GOALS, BOTH TEAMS:

:36 - Eric Desjardins and Stephane Richer of Montreal and Benoit Hogue of Buffalo, Apr. 9, 1991

FASTEST FOUR GOALS:

10:19 (Apr. 14, 1985 vs. Quebec)

FASTEST FOUR GOALS AGAINST:

2:52 (Apr. 3, 1991 by Montreal)

FASTEST FOUR GOALS, BOTH TEAMS:

2:38 (Apr. 9, 1991 vs. Montreal)

FASTEST FIVE GOALS: 14:37 (Apr. 20, 1975 at Chicago)

FASTEST FIVE GOALS AGAINST:

9:31 (Apr. 3, 1991 by Montreal)

FASTEST FIVE GOALS, BOTH TEAMS:

7:08 (Apr. 9, 1991 vs. Montreal)

FASTEST GOAL FROM OPENING FACE-OFF:

1:06 - Gil Perreault vs. Montreal, Apr. 5, 1973

FASTEST OPPONENTS' GOAL FROM OPENING FACE-OFF:

:32 - Guy Lapointe of Montreal, Apr. 27, 1975

SHORTEST OVERTIME GAME: 60:22 - Minnesota's Steve Payne scored the winning goal on Apr. 16, 1981

LONGEST OVERTIME GAME: 81:20 - N.Y. Islanders' Bob Nystrom scored the winning goal on May 1, 1980

SABRE FACT

Here are the best and worst months by a Sabre team in history:

MONTH	BEST (Year)	WORST (Year)	MONTH	BEST (Year)	WORST (Year)
October	8-1-1-1972	1-7-2-1986	February	10-4-0-1977	4-10-1-1971
November	12-1-3-1974	1-7-3-1971		9-2-2-1978	3-6-3-1972
December	11-2-0-1976	3-8-2-1970	March	10-3-4-1979	2-8-4-1972
January	11-0-2-1984	2-7-3-1972	April	4-0-0-1980	0-1-0-1983

SABRES INDIVIDUAL PLAYOFF RECORDS

ONE PLAYOFF YEAR

MOST GOALS: 10 - Gil Perreault, 1980

MOST GOALS BY A DEFENSEMAN: 4 - Mike Ramsey, 1983

MOST ASSISTS: 11 - Gil Perreault, 1980

MOST POINTS: 21 - Gil Perreault, 1980

MOST PENALTY MINUTES: 56 - Rob Ray, 1991

MOST POWER PLAY GOALS: 5 - Rick Martin, 1975

MOST SHORT-HANDED GOALS:

1 - Don Luce, 1980 & 1975; Craig Ramsay,

1976 & 1975; Scott Arniel, 1989; Mike Foligno,

Christian Ruuttu, 1991; Dave Snuggerud, 1991.

MOST MINUTES PLAYED BY A GOALTENDER:

760 - Gerry Desjardins, 1975

MOST SHOTS ON GOAL: 66 - Gil Perreault, 1975

ONE PLAYOFF SERIES

MOST GOALS: 7 - John Tucker vs. Boston, 1988

MOST ASSISTS: 7 - Gil Perreault vs. Montreal, 1973;

vs. Boston, 1982; vs. Boston, 1983.

MOST POINTS: 10 - Gil Perreault vs. Montreal, 1973;

John Tucker vs. Boston, 1988

MOST PENALTY MINUTES: 56 - Rob Ray vs. Montreal, 1991

MOST POWER PLAY GOALS: 4 - John Tucker vs. Boston,

1988; Rick Vaive vs. Montreal, 1990

MOST SHORT-HANDED GOALS: 1 - Don Luce vs. N.Y.

Islanders, 1980; Craig Ramsay vs. St. Louis, 1976,

vs. Montreal, 1975; Scott Arniel vs. Boston, 1989; Mike

Foligno vs. Boston, 1989; Christian Ruuttu vs. Montreal,

1991; Dave Snuggerud vs. Montreal, 1991.

MOST MINUTES PLAYED BY A GOALTENDER:

370 - Daren Puppa vs. Montreal, 1990

MOST SHOTS ON GOAL:

38 - Rick Martin vs. Montreal, 1973

MOST GOALS BY AN OPPOSING PLAYER: 7 - Guy Lafleur

of Montreal, 1975; Barry Pederson of Boston, 1983

MOST ASSISTS BY AN OPPOSING PLAYER:

14 - Rick Middleton of Boston, 1983.

MOST POINTS BY AN OPPOSING PLAYER:

18 - Rick Middleton of Boston, 1983.

ONE FINAL SERIES (All vs. Philadelphia, 1975, 6 games)

MOST GOALS:

2 - Danny Gare, Jerry Korab, Don Luce, Rick Martin

MOST ASSISTS: 4 - Rick Martin

MOST POINTS: 6 - Rick Martin

MOST PENALTY MINUTES: 12 - Don Luce

MOST POWER PLAY GOALS:

1 - Jerry Korab, Rick Martin, Gil Perreault

MOST SHORT-HANDED GOALS: 0

MOST MINUTES PLAYED BY A GOALTENDER:

260 - Gerry Desjardins

MOST SHOTS ON GOAL: 23 - Gil Perreault

MOST GOALS BY AN OPPOSING PLAYER: 3 - Reggie Leach

MOST ASSISTS BY AN OPPOSING PLAYER: 4 - Bill Barber

MOST POINTS BY AN OPPOSING PLAYER: 6 - Bill Barber

ONE SEMI-FINAL SERIES

MOST GOALS: 6 - Gil Perreault vs. N.Y. Islanders, 1980

MOST ASSISTS: 4 - Peter McNab vs. Montreal, 1975

MOST POINTS: 8 - Gil Perreault vs. N.Y. Islanders, 1980

MOST PENALTY MINUTES:

24 - Larry Carriere vs. Montreal, 1975

MOST POWER PLAY GOALS:

2 - Derek Smith vs. N.Y. Islanders, 1980

MOST SHORT-HANDED GOALS: 1 - Don Luce vs.

N.Y. Islanders, 1980; Craig Ramsay vs. Montreal, 1975

MOST MINUTES PLAYED BY A GOALTENDER:

259 - Bob Sauve vs. N.Y. Islanders, 1980

MOST SHOTS ON GOAL:

27 - Rick Martin vs. Montreal, 1975

MOST GOALS BY AN OPPOSING PLAYER:

7 - Guy Lafleur of Montreal, 1975

MOST ASSISTS BY AN OPPOSING PLAYER:

7 - Pete Mahovich of Montreal, 1975

MOST POINTS BY AN OPPOSING PLAYER:

10 - Guy Lafleur, Jacques Lemaire and Pete Mahovich

of Montreal, 1975

ONE QUARTER-FINAL SERIES

MOST GOALS: 5 - Rene Robert vs. Montreal, 1973

MOST ASSISTS: 7 - Gil Perreault vs. Montreal, 1973;

vs. Boston, 1983.

MOST POINTS: 10 - Gil Perreault vs. Montreal, 1973

MOST PENALTY MINUTES:

47 - Lindy Ruff vs. Boston, 1983

MOST POWER PLAY GOALS:

3 - Rick Martin vs. Chicago, 1975

MOST SHORT-HANDED GOALS: 0

MOST MINUTES PLAYED BY A GOALTENDER: 3

47 - Gerry Desjardins vs. N.Y. Islanders, 1976

MOST SHOTS ON GOAL:

38 - Rick Martin vs. Montreal, 1973.

MOST GOALS BY AN OPPOSING PLAYER:

7 - Barry Pederson of Boston, 1983

MOST ASSISTS BY AN OPPOSING PLAYER:

14 - Rick Middleton of Boston, 1983

MOST POINTS BY AN OPPOSING PLAYER:

18 - Rick Middleton of Boston, 1983

ONE FIRST ROUND SERIES

MOST GOALS: 7 - John Tucker vs. Boston, 1988

MOST ASSISTS: 7 - Gil Perreault vs. Boston, 1982

MOST POINTS: 10 - John Tucker vs. Boston, 1988

MOST PENALTY MINUTES:

56 - Rob Ray vs. Montreal, 1991

MOST POWER PLAY GOALS: 4 - John Tucker vs. Boston,

1988; Rick Vaive vs. Montreal, 1990

MOST SHORT-HANDED GOALS: 1 - Craig Ramsay vs. St.

Louis, 1976; Scott Arniel vs. Boston, 1989; Mike Foligno

vs. Boston, 1989; Christian Ruuttu vs. Montreal, 1991;

Dave Snuggerud vs. Montreal, 1991.

MOST MINUTES PLAYED BY A GOALTENDER:

370 - Daren Puppa vs. Montreal, 1990

MOST SHUTOUTS: 2 - Bob Sauve vs. Montreal, 1983

SABRES

INDIVIDUAL PLAYOFF RECORDS

ONE FIRST ROUND SERIES

MOST SHOTS ON GOAL: 21 - Rick Vaive vs. Montreal, 1990; Dave Andreychuk vs. Montreal, 1991

MOST GOALS BY AN OPPOSING PLAYER:

6 - Michel Goulet of Quebec, 1982

MOST ASSISTS BY AN OPPOSING PLAYER: 10 - Peter McNab of Boston, 1982; Peter Stastny of Quebec, 1985

MOST POINTS BY AN OPPOSING PLAYER:

10 - Peter McNab of Boston, 1982; Peter Stastny of Quebec, 1985; Denis Savard of Montreal, 1991

ONE GAME ONLY

MOST GOALS: 4 - John Tucker, Apr. 9, 1988 vs. Boston

MOST ASSISTS: 4 - Gil Perreault, Apr. 10, 1982 vs.

Boston and Apr. 17, 1980 vs. Chicago, Dave

Andreychuk, Apr. 11, 1990 at Montreal.

MOST POINTS:

5 - John Tucker, Apr. 10, 1988 vs. Boston

MOST PENALTY MINUTES:

32 - Kevin Maguire, Apr. 9, 1988 vs. Boston

MOST POWER PLAY GOALS:

2 - John Tucker, Apr. 9 and 10, 1988 vs. Boston

MOST SHORT-HANDED GOALS: 1 - Six players

MOST MINUTES PLAYED BY A GOALTENDER:

81:20 - Bob Sauve vs. N.Y. Islanders, May 1, 1980

MOST SHOTS ON GOAL: 11 - Tony McKegney vs.

Minnesota, 1981; Danny Gare vs. St. Louis, 1976

MOST GOALS BY OPPOSING PLAYER:

3 - Yvon Cournoyer of Montreal, Apr. 5, 1973;

Guy Lafleur of Montreal, May 1, 1975; Barry Pederson

of Boston, Apr. 8, 1982

MOST ASSISTS BY OPPOSING PLAYER:

4 - Rick Middleton of Boston, Apr. 18, 1983

MOST POINTS BY OPPOSING PLAYER:

6 - Rick Middleton of Boston, Apr. 18, 1983

SABRES'

OVERTIME HISTORY IN PLAYOFFS

APRIL 10, 1973 - Buffalo defeated Montreal 3-2 on goal by Rene Robert at 9:18.

APRIL 17, 1975 - Chicago defeated Buffalo 5-4 on goal by Stan Mikita at 2:31.

APRIL 27, 1975 - Buffalo defeated Montreal 6-5 on goal by Danny Gare at 4:42.

MAY 6, 1975 - Buffalo defeated Montreal 5-4 on goal by Rene Robert at 5:56.

MAY 20, 1975 - Buffalo defeated Philadelphia 5-4 on goal by Rene Robert at 18:29.

APRIL 8, 1976 - Buffalo defeated St. Louis 3-2 on goal by Danny Gare at 11:43.

APRIL 9, 1976 - Buffalo defeated St. Louis 2-1 on goal by Don Luce at 14:27.

APRIL 13, 1976 - Buffalo defeated N.Y. Islanders 3-2 on goal by Danny Gare at 14:04.

APRIL 13, 1978 - N.Y. Rangers defeated Buffalo 4-3 on goal by Don Murdoch at 1:37.

APRIL 14, 1979 - Pittsburgh defeated Buffalo 4-3 on goal by George Ferguson at :47.

MAY 1, 1980 - N.Y. Islanders defeated Buffalo 2-1 on goal by Bob Nystrom at 21:20.

APRIL 8, 1981 - Buffalo defeated Vancouver 3-2 on goal by Alan Haworth at 5:00.

APRIL 16, 1981 - Minnesota defeated Buffalo 4-3 on goal by Steve Payne at :22.

APRIL 20, 1981 - Buffalo defeated Minnesota 5-4 on goal by Craig Ramsay at 16:32.

APRIL 24, 1983 - Boston defeated Buffalo 3-2 on goal by Brad Park at 1:52.

APRIL 10, 1988 - Buffalo defeated Boston 6-5 on goal by John Tucker at 5:32.

APRIL 9, 1990 - Montreal defeated Buffalo 2-1 on goal by Brian Skrudland at 12:35.

APRIL 11, 1991 - Montreal defeated Buffalo 4-3 on goal by Russ Courtnall at 5:56.

Sabres are 10-8 in overtime games during the playoffs (8-3 at home and 2-5 on road). Overtime goals have ended a Sabres' playoff series three times (April 9, 1976, April 14, 1979 and April 24, 1983).

SABRE FACT

Since 1976, an NHL playoff series has gone to a seventh game 34 times. The home team has won 24 of them for a winning percentage of .706.

SABRES'

CAREER PLAYOFF LEADERS

GAMES PLAYED	TOT.
Gil Perreault	90
Craig Ramsay	89
Bill Hajt	80
Jim Schoenfeld	75
Mike Ramsey	65
Don Luce	62
Rick Martin	62
Danny Gare	57
Ric Seiling	55
Rene Robert	47

GOALS	TOT.
Gil Perreault	33
Rick Martin	24
Danny Gare	23
Rene Robert	22
Craig Ramsay	17
Don Luce	17
Ric Seiling	14
Mike Foligno	13
Pierre Turgeon	12
Four tied at	11

ASSISTS	TOT.
Gil Perreault	70
Craig Ramsay	31
Rick Martin	29
Danny Gare	21
Don Luce	19
Jocelyn Guevremont	17
Phil Housley	17
Rene Robert	17
Dave Andreychuk	17
Two tied at	16

POINTS	TOT.
Gil Perreault	103
Rick Martin	53
Craig Ramsay	48
Danny Gare	44
Rene Robert	39
Don Luce	36
Ric Seiling	28
Dave Andreychuk	28
Phil Housley	27
Pierre Turgeon	25

PENALTY MINUTES	TOT.
Lindy Ruff	164
Jim Schoenfeld	151
Mike Ramsey	150
Danny Gare	147
Mike Foligno	143
Mike Hartman	104
Larry Playfair	97
Kevin Maguire	86
Rick Martin	74
Rene Robert	71

POWER PLAY GOALS	TOT.
Rick Martin	12
Gil Perreault	9
Danny Gare	8
Rick Vaive	7
Pierre Turgeon	5
Derek Smith	4
John Tucker	4
Rene Robert	3
Don Luce	3
Alan Haworth	3
John Van Boxmeer	3
Dale McCourt	3
Mike Foligno	3
Phil Housley	3
Dave Andreychuk	3

GAME-WINNING GOALS	TOT.
Gil Perreault	5
Danny Gare	5
Rene Robert	4
Rick Martin	4
Craig Ramsay	4
Mike Ramsey	3
Jim Lorentz	2
John Van Boxmeer	2
Don Luce	2
Rick Dudley	2
Tony McKegney	2
Dave Andreychuk	2
John Tucker	2

SHORT-HANDED GOALS	TOT.
Craig Ramsay	2
Don Luce	2
Mike Foligno	1
Scott Arniel	1
Christian Ruutu	1
Dave Snuggerud	1

GOALIE GAMES	TOT.
Don Edwards	31
Gerry Desjardins	25
Bob Sauve	23
Tom Barrasso	12
Daren Pappa	11
Roger Crozier	9
Clint Malarchuk	5
Jacques Cloutier	4
Dave Dryden	2
Darcy Wakaluk	2

GOALIE MINUTES	TOT.
Don Edwards	1,859
Gerry Desjardins	1,382
Bob Sauve	1,268
Tom Barrasso	663
Daren Pappa	593
Roger Crozier	541
Clint Malarchuk	305
Jacques Cloutier	238
Dave Dryden	120
Phil Myre	57

GOALIE WINS	TOT.
Don Edwards	13
Bob Sauve	13
Gerry Desjardins	11
Roger Crozier	5
Tom Barrasso	3
Daren Pappa	3
Clint Malarchuk	2
Jacques Cloutier	1

SHUTOUTS	TOT.
Bob Sauve	4
Jacques Cloutier	1
Don Edwards	1


SABRE FACT

Since the current NHL playoff format was adopted in 1982, regular season division winners have advanced to the conference finals 18 of 40 times - a percentage of .450.

Support Our Community,
Buy...

DUNN TIRE

VALUE • QUALITY • INTEGRITY

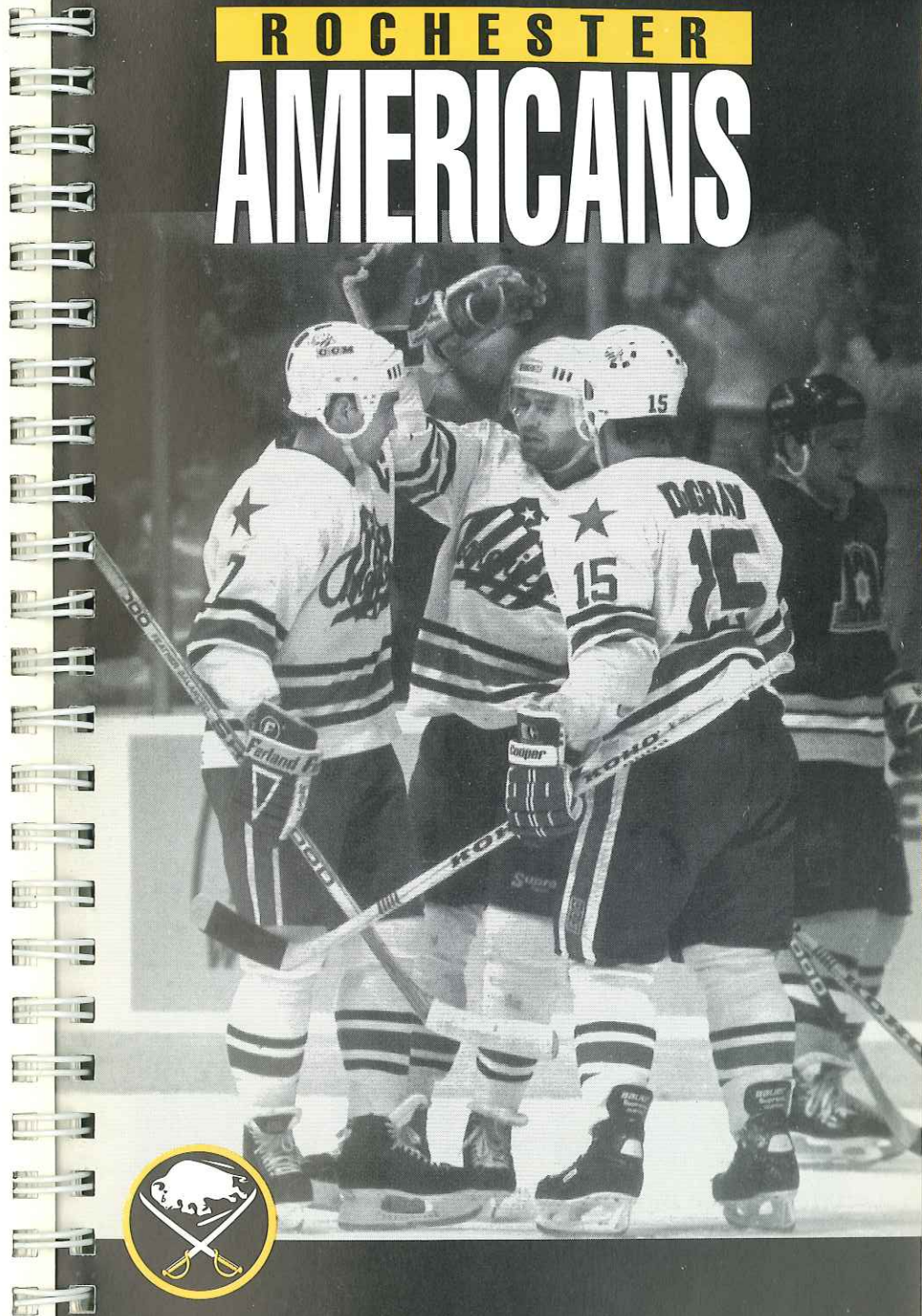
A Western New York original...
Locally owned and operated
offering the lowest prices on
Buffalo's own  **DUNLOP** tires.

 **DUNLOP**



With National Headquarters
and Plant Facilities in Western New York

ROCHESTER
AMERICANS



ROCHESTER AMERICANS' DIRECTORY



CHAIRMAN OF THE BOARD

Lawrence Lovejoy

GENERAL MANAGER

Randy Scott

HEAD COACH

Don Lever

ASSISTANT COACH

Terry Martin

DIRECTOR OF PUBLIC RELATIONS/ BROADCASTER

Don Stevens

DIRECTOR OF MEDIA RELATIONS

Jeff Holbrook

DIRECTOR OF MARKETING

Joe Baumann

DIRECTOR OF SALES

Tony Gentile

ACCOUNT EXECUTIVE

Chris Palin

EXECUTIVE ASSISTANT

Michele Butz

ADMINISTRATIVE ASSISTANT

Kim Russi

ATHLETIC TRAINER

Kent Weisbeck

EQUIPMENT MANAGER

Pete Rogers

TELEPHONE/EXECUTIVE OFFICES

(716) 454-5335

EXECUTIVE OFFICES AND HOME ICE

War Memorial Aud.
100 Exchange St.
Rochester, NY 14614

DIMENSIONS OF RINK

197 feet by 85 feet

SEATING CAPACITY

6,973

LOCATION OF PRESS BOX

Above Sections 2-9

TELEPHONE/PRESS BOX

(716) 546-1302

UNIFORMS

Home: Base - White, Trim - Blue & Red
Road: Base - Blue, Trim - White & Red

TELEPHONE/HOTLINE

(716) 454-1033

TICKET PRICES


\$12.00 and \$10.00

RADIO STATIONS

WBBF 950 AM, WGMG 90.1 FM,
WBRR 90.5 FM

TELEVISION STATION

WOKR-TV (Ch. 13)



DON LEVER

HEAD COACH

Until the final four games of the Calder Cup playoffs, Don Lever's first season as the coach of the Rochester Americans was an unqualified success. He guided the Amerks to the best regular season record in the American Hockey League, and led the team to the final round of the playoffs. Lever was named AHL Coach of the Year for his efforts, and his goal for 1991-92 is to win two more games in the finals.

It was a successful return to Rochester for Lever, who spent parts of two seasons playing there in 1985-86 and 1986-87. He was a player-coach in his final pro season, and he helped the Americans win the Calder Cup. Lever moved right into the coaching ranks after that, serving as an assistant coach for the Sabres under Ted Sator and Rick Dudley.

The team's new coach has plenty of experience at all levels of the game. Lever played his junior hockey in nearby Niagara Falls, Ontario. After scoring 126 points in 63 games for the Flyers, he was the first draft choice (and third pick overall) of the Vancouver Canucks in 1972. He spent almost eight full seasons there, and he set his career-high of 38 goals there in 1974-75.


Don was traded to Atlanta in February, 1980, and moved with the Flames to Calgary that summer. He was dealt to Colorado in 1981, and again he was a part of a franchise shift as the Rockies became the New Jersey Devils in 1982. The Sabres acquired his rights from the Devils on September 9, 1985, and he spent two seasons as a player in Buffalo's organization. During that time he played his 1,000th NHL game.

Don, his wife Karen and their children, Michael, Sarah and Caitlin, live in Amherst.

PLAYING RECORD

SEASON	CLUB	LEAGUE	REGULAR SEASON				PLAYOFFS						
			GP	G	A	PTS	PIM	GP	G	A	PTS	PIM	
1972-73	Vancouver	NHL	78	12	26	38	49	—	—	—	—	—	—
1973-74	Vancouver	NHL	78	23	25	48	28	—	—	—	—	—	—
1974-75	Vancouver	NHL	80	38	30	68	49	5	0	1	1	4	
1975-76	Vancouver	NHL	80	25	40	65	93	2	0	0	0	0	
1976-77	Vancouver	NHL	80	27	30	57	28	—	—	—	—	—	
1977-78	Vancouver	NHL	75	17	32	49	58	—	—	—	—	—	
1978-79	Vancouver	NHL	71	23	21	44	17	3	2	1	3	2	
1979-80	Vancouver	NHL	51	21	17	38	32	—	—	—	—	—	
	Atlanta	NHL	28	14	16	30	4	4	1	1	2	0	
1980-81	Calgary	NHL	62	26	31	57	56	16	4	7	11	20	
1981-82	Calgary	NHL	23	8	11	19	6	—	—	—	—	—	
	Colorado	NHL	59	22	28	50	20	—	—	—	—	—	
1982-83	New Jersey	NHL	79	23	30	53	68	—	—	—	—	—	
1983-84	New Jersey	NHL	70	14	19	33	44	—	—	—	—	—	
1984-85	New Jersey	NHL	67	10	8	18	31	—	—	—	—	—	
1985-86	Buffalo	NHL	29	7	1	8	6	—	—	—	—	—	
	Rochester	AHL	29	6	11	17	16	—	—	—	—	—	
1986-87	Buffalo	NHL	10	3	2	5	4	—	—	—	—	—	
	Rochester	AHL	57	29	25	54	69	18	4	3	7	14	
NHL TOTALS			1020	313	367	680	593	30	7	10	17	26	
TOTALS AS A SABRE			39	10	3	13	10	0	0	0	0	0	

TERRY MARTIN



ASSISTANT COACH

Terry Martin is now two-for-two as an assistant coach when it comes to reaching the Calder Cup finals. He has assisted head coaches John Van Boxmeer and Don Lever as the team lost to Springfield in the finals for the past two seasons. Martin is another ex-Sabre who is working to improve the future of the franchise.

The former forward was a third round draft choice of Buffalo's in 1975, and he stayed in the Sabre organization through 1979. Martin was taken by Quebec in the 1979 Expansion Draft, and he went on to play with Toronto, Edmonton and Minnesota. His best season came in 1981-82, when he scored 25 goals with 24 assists. The Barrie, Ontario native went on to coach the Toronto Marlboros of the OHL for two seasons before joining the Amerks.

Terry and his wife, Nancy, have a daughter, Tracy.

PLAYING RECORD

SEASON	CLUB	LEAGUE	REGULAR SEASON					PLAYOFFS				
			GP	G	A	PTS	PIM	GP	G	A	PTS	PIM
1973-74	London	OHA	63	33	24	57	38	—	—	—	—	—
1974-75	London	OHA	70	43	57	100	118	—	—	—	—	—
1975-76	Buffalo	NHL	1	0	0	0	0	—	—	—	—	—
	Charlotte	SNL	25	12	10	22	30	—	—	—	—	—
1976-77	Hershey	AHL	19	3	6	9	18	—	—	—	—	—
	Buffalo	NHL	62	11	12	23	8	3	0	2	2	5
1977-78	Hershey	AHL	12	1	4	5	12	—	—	—	—	—
	Buffalo	NHL	21	3	2	5	9	8	2	0	2	5
1978-79	Hershey	AHL	4	2	1	3	2	—	—	—	—	—
	Buffalo	NHL	64	6	8	14	33	—	—	—	—	—
1979-80	Quebec	NHL	3	0	0	0	0	—	—	—	—	—
	Toronto	NHL	37	6	15	21	2	3	2	0	2	7
1980-81	Syracuse	AHL	18	9	9	18	6	—	—	—	—	—
	New Brunswick	AHL	3	0	1	1	0	—	—	—	—	—
1981-82	Toronto	NHL	69	23	14	37	32	3	0	0	0	0
1982-83	Toronto	NHL	72	25	24	49	39	—	—	—	—	—
1982-83	Toronto	NHL	76	14	13	27	28	4	0	0	0	9
1983-84	Toronto	NHL	63	15	10	25	51	—	—	—	—	—
1984-85	Edmonton	NHL	4	0	2	2	0	—	—	—	—	—
	Nova Scotia	AHL	28	17	11	28	4	—	—	—	—	—
1985-86	Minnesota	NHL	7	1	1	2	0	—	—	—	—	—
	Springfield	AHL	72	19	22	41	17	—	—	—	—	—
1986-87	Newmarket	AHL	72	8	7	15	8	—	—	—	—	—
NHL TOTALS			479	104	101	205	202	21	4	2	6	26
TOTALS AS A SABRE			148	20	22	42	50	11	2	2	4	10

A century of experience.

The strength of one
of the nation's
top financial groups.

An unparalleled
commitment to service.

And to think it's
all right around the corner.

At Norstar Bank you'll find the service and personal attention you'd only expect from a local bank. But you'll also find the kind of resources that only one of the nation's top financial groups can offer.

So whether you're interested in a checking or savings account, personal or business banking services, Norstar can help. After all, we've been helping Western New Yorkers realize their financial goals for over 100 years. And no one's more committed to offering you the widest range of innovative financial products in the region.

Stop by the Norstar branch near you soon. Because we're a lot more than just a local bank.



A Member of Fleet/Norstar Financial Group

ROCHESTER AMERICANS

1990-91 REGULAR SEASON SCORING

NO.	PLAYER	GP	G	A	PTS	PIM	PP	SH	GW	S	PCTG
22	Don Biggs	65	31	57	88	115	13	1	3	206	15.0
9	Jody Gage	73	42	43	85	36	18	0	7	229	18.3
35	Bill Houlder	69	13	53	66	28	5	1	2	222	5.9
16	Francois Guay	61	24	39	63	38	8	0	2	157	15.3
8	Darrin Shannon	49	26	34	60	56	8	2	3	91	28.6
12	Scott McCrory	57	27	25	52	39	10	0	3	123	22.0
7	Steve Ludzik	64	22	29	51	137	5	0	2	185	11.9
5	Don McSween	74	7	44	51	57	1	0	0	157	4.5
27	Dan Frawley	74	15	31	46	152	2	0	2	161	9.3
11	Joel Savage	61	25	19	44	45	2	0	5	134	18.7
10	Scott Metcalfe	69	17	22	39	175	0	0	1	173	9.8
19	Bob Corkum	69	13	21	34	147	1	2	1	147	8.8
15	Dale DeGray	64	9	25	34	121	2	0	3	170	5.3
24	Ken Sutton	62	7	24	31	65	2	0	1	129	5.4
23	Jiri Sejba	31	15	13	28	54	5	0	3	60	25.0
26	Darcy Loewen	71	13	15	28	130	0	1	2	115	11.3
2	Greg Brown	31	6	17	23	16	6	0	3	63	9.5
17	Dave Baseggio	35	3	13	16	32	1	0	0	63	4.7
21	Kevin Haller	52	2	8	10	53	0	1	0	70	2.9
34	Brad Miller	49	0	9	9	248	0	0	0	41	.0
33	Dave Littman	56	0	7	7	6	0	0	0	0	.0
4	Steve Smith	37	2	4	6	74	0	0	0	53	3.8
28	Donald Audette	5	4	0	4	2	3	0	1	18	22.2
18	Ian Boyce	12	1	2	3	2	0	0	0	12	8.3
20	Rob Ray	8	1	1	2	15	0	0	1	8	12.5
32	Mitch Molloy	24	1	0	1	127	1	0	0	8	12.5
14	Torrie Robertson	1	0	1	1	0	0	0	0	1	.0
29	Brian Curran	10	0	0	0	36	0	0	0	11	.0
1	Darcy Wakaluk	26	0	0	0	38	0	0	0	0	.0
31	Scott Luce	3	0	0	0	0	0	0	0	0	.0
31	Francois Gravel	3	0	0	0	2	0	0	0	0	.0

NO.	GOALTENDER	GP	MIN	AVG	W	L	T	EV	SO	GA	SA	SPCTG
31	Scott Luce	3	183	1.96	1	1	1	0	0	6	97	.938
1	Darcy Wakaluk	26	1362	2.99	10	10	3	5	4	68	683	.901
33	Dave Littman	55	3153	3.06	33	15	5	3	2	160	1361	.882
31	Francois Gravel	3	160	3.76	1	2	0	1	0	10	98	.898
	Team Totals	80	4867	3.09	45	26	9	9	7	251	2239	.887

(One shutout was split between Littman and Luce)

SCORING BY PERIOD

	1	2	3	OT	T
Rochester	95	109	118	4	326
Opponents	89	88	72	4	253

POWER PLAY: 93 of 373 for 24.9 percent
PENALTY-KILLING: 68 of 374 for 18.1 percent

SHOTS BY PERIOD

	1	2	3	OT	T
Rochester	890	934	950	33	2807
Opponent	722	773	718	35	2248

HOME RECORD: 24-11-5
ROAD RECORD: 21-15-4

AMERK FACT

Coach Don Lever scored the first goal in the history of the New Jersey Devils. It came on October 5, 1982, as the Devils tied Pittsburgh.

1990-91

AHL REGULAR SEASON STANDINGS

NORTH	GP	W	L	T	PTS	GF	GA
Springfield	80	43	27	10	96	348	281
Cape Breton	80	41	31	8	90	306	301
Moncton	80	36	32	12	84	270	267
Fredericton	80	36	35	9	81	295	292
Maine	80	34	34	12	80	269	284
Halifax	80	33	35	12	78	338	340
New Haven	80	24	45	11	59	246	324

SOUTH	GP	W	L	T	PTS	GF	GA
Rochester	80	45	26	9	99	326	253
Binghamton	80	44	30	6	94	318	274
Baltimore	80	39	34	7	85	325	289
Hershey	80	33	35	12	78	313	324
Adirondack	80	33	37	10	74	320	346
Utica	80	36	42	2	74	325	346
Capital District	80	28	43	9	65	284	323

1990-91

AHL SCORING LEADERS

NAME & TEAM	GP	G	A	PTS
Kevin Todd, Utica	75	37	81	118
Patrick Lebeau, Fredericton	69	50	51	101
Bill McDougall, Adirondack	71	47	53	100
Shaun Van Allen, Cape Breton	76	25	75	100
Jessie Belanger, Fredericton	75	40	58	98
Michel Picard, Springfield	77	56	40	96
James Black, Springfield	79	35	61	96
Neil Brady, Utica	77	33	63	96
Miroslav Ihnacak, Halifax	77	38	57	95
Dan Currie, Cape Breton	71	47	45	92

1990-91

AHL ALL-STARS

FIRST TEAM

David Littman, Rochester
 Norm MacIver, Cape Breton
 Bill Houlder, Rochester
 Kevin Todd, Utica
 Jody Gage, Rochester
 Michel Picard, Springfield

POSITION

Goaltender
 Defense
 Defense
 Center
 Right Wing
 Left Wing

SECOND TEAM

Mark Laforest, Binghamton
 Mark Ferner, Baltimore
 Jeff Bloemberg, Binghamton
 Shaun Van Allen, Cape Breton
 Jeff Madill, Utica
 Patrick Lebeau, Fredericton

LES CUNNINGHAM AWARD (MVP): Kevin Todd, Utica

EDDIE SHORE AWARD (TOP DEFENSEMAN): Norm MacIver, Cape Breton

"RED" GARRETT AWARD (ROOKIE OF THE YEAR): Patrick Lebeau, Fredericton

FRED HUNT AWARD (SPORTSMANSHIP & DEDICATION): Glenn Merkosky, Adirondack

ROCHESTER AMERICANS' 1991 PLAYOFF SCORING STATISTICS

NO.	NAME	GP	G	A	PTS	PIM	PP	SH	GW	SHOT
22	Don Biggs	15	9	14	23	14	3	0	3	47
35	Bill Houlder	15	5	13	18	4	1	1	0	43
9	Jody Gage	15	6	10	16	14	2	0	2	43
23	Jiri Sejba	14	6	7	13	29	3	0	1	39
27	Dan Frawley	14	4	7	11	34	0	0	1	27
16	Francois Guay	13	5	5	10	8	1	0	0	31
19	Bob Corkum	15	4	4	8	4	0	1	0	17
7	Steve Ludzik	8	3	5	8	6	1	0	0	24
8	Darrin Shannon	10	3	5	8	22	0	0	1	21
15	Dale DeGray	15	3	4	7	76	0	0	0	37
5	Don McSween	15	2	5	7	8	0	0	2	24
11	Joel Savage	15	3	3	6	8	1	0	0	19
26	Darcy Loewen	15	1	5	6	14	0	0	0	17
10	Scott Metcalfe	14	4	1	5	27	0	0	0	28
2	Greg Brown	14	1	4	5	8	1	0	0	20
34	Brad Miller	12	0	4	4	67	0	0	0	13
21	Kevin Haller	10	2	1	3	6	0	1	0	18
24	Ken Sutton	3	1	1	2	14	0	0	0	6
17	Dave Baseggio	1	0	0	0	0	0	0	0	0
12	Scott McCrory	2	0	0	0	0	0	0	0	2
4	Steve Smith	5	0	0	0	4	0	0	0	11
33	Dave Littman	8	0	0	0	0	0	0	0	0
1	Darcy Wakaluk	9	0	0	0	0	0	0	0	0

NO.	GOALIE	GP	MIN	GAA	W	L	EN	SO	GA	SAVE	PCT.
33	David Littman	8	338	2.54	4	2	2	0	16	141	.898
1	Darcy Wakaluk	9	543	3.31	6	3	0	0	30	193	.865
	Team Totals	15	922	3.12	10	5	2	0	46	334	.874

PERIOD SCORING:

	1	2	3	OT	TOT
Americans	20	18	23	1	62
Opponents	17	16	13	2	48

PERIOD SHOTS:

	1	2	3	OT	TOT
Americans	171	161	147	8	487
Opponents	134	124	111	13	382

AHL

1991 PLAYOFF REVIEW

OPENING ROUND

Fredericton defeated Maine two games to one.
Hershey defeated Adirondack two games to one.

QUARTER-FINALS

Springfield defeated Fredericton four games to three.
Moncton defeated Cape Breton four games to one.
Rochester defeated Hershey four games to one.
Binghamton defeated Baltimore four games to two.

SEMI-FINALS

Springfield defeated Moncton four games to one.
Rochester defeated Binghamton four games to none.

CALDER CUP FINALS

Springfield defeated Rochester four games to two.

JACK BUTTERFIELD TROPHY WINNER (M.V.P. OF PLAYOFFS):

Kay Whitmore, Springfield

AMERK FACT

The Amerks' Hotline has the latest news on the team and the rest of the American Hockey League. It can be called 24 hours per day. The number is (716) 454-1033.

AMERICANS' TEAM SEASON RECORDS

CATEGORY	OVERALL	HOME	AWAY
POINTS - Most	101 (twice)	64 (87-88)	44 (90-91)
- Least	52 (69-70)	37 (69-70)	10 (62-63)
WINS - Most	48 (64-65)	30 (87-88)	21 (twice)
- Least	18 (69-70)	14 (69-70)	4 (twice)
LOSSES - Most	42 (twice)	18 (78-79)	30 (62-63)
- Least	21 (twice)	4 (65-66)	13 (twice)
TIES - Most	16 (69-70)	9 (69-70)	8 (3 times)
- Least	2 (twice)	0 (twice)	1 (3 times)

GOALS SCORED: 389 (82-83)

FEWEST GOALS SCORED: 205 (57-58)

GOALS AGAINST: 349 (78-79)

FEWEST GOALS AGAINST: 199 (twice)

MOST SCORING POINTS: 1043 (82-83)

MOST POWER-PLAY GOALS: 102 (89-90)

MOST SHORT-HANDED GOALS: 19 (82-83, 88-89, 89-90)

MOST PENALTY MINUTES: 2356 (88-89)

MOST 20 GOAL SCORERS: 8 (73-74, 77-78, 82-83)

MOST 30 GOAL SCORERS: 5 (65-66, 81-82, 82-83)

MOST 40 GOAL SCORERS: 3 (74-75, 82-83, 89-90)

LONGEST WINNING STREAK:

11 (Oct. 11 - Nov. 2, 1984)

LONGEST HOME WINNING STREAK:

15 (Jan. 17 - Mar. 26, 1965)

LONGEST UNBEATEN STREAK:

14 (1965-66 - 13-0-1)

LONGEST LOSING STREAK:

10 (Feb. 6 - 21, 1981; Oct. 7-29, 1988)

LONGEST WINLESS STREAK:

14 (Mar. - Apr., 1970 - 0-10-4)

AMERICANS' TEAM GAME RECORDS

MOST GOALS:

14 (vs. Cleveland, Nov. 24, 1966)

MOST GOALS ON ROAD:

10 (vs. Springfield, Apr. 1, 1972; vs. Fredericton, Nov. 24, 1981; vs. Maine, Dec. 29, 1982)

MOST ASSISTS:

25 (vs. St. Catharines, Apr. 7, 1985)

MOST POINTS:

38 (vs. St. Catharines, Apr. 7, 1985)

MOST GOALS:

Both Teams: 20 (Rochester 14, Cleveland 6 - Nov. 24, 1966)

GREATEST WINNING MARGIN:

12 (Rochester 13, New Haven 1 - Jan. 17, 1975)

GREATEST LOSING MARGIN:

12 (Providence 15, Rochester 3 - Feb. 13, 1972; Nova Scotia 13, Rochester 1 - Feb. 15, 1980; Baltimore 12, Rochester 0 - Nov. 23, 1984)

HIGHEST TIE SCORE:

8-8 (Nov. 11, 1962 vs. Springfield)

SCORELESS TIES:

Nov. 7, 1964 vs. Buffalo; Mar. 31, 1967 vs. Pittsburgh; Feb. 26, 1971 vs. Baltimore; Feb. 11, 1972 vs. Richmond; Jan. 27, 1974 vs. Virginia

AMERK FACT

Fans in the Buffalo area who wish to attend an Americans' game should head on the New York State Thruway East to Exit 47 (Leroy). From there, go on Route I-490 East, exiting at Plymouth Ave. Take a right on Plymouth, then take a left on to Broad Street. The War Memorial is located at Broad and Exchange Streets (two blocks down from Plymouth).

Fans east of Rochester can take the I-490 West to Clinton Avenue/Downtown exit. At the second light, take a left on to Court Street. After crossing over the bridge, the War Memorial is on the right at Exchange and Broad.

AMERICANS' ONE SEASON INDIVIDUAL RECORDS

MOST GOALS: 61 (Paul Gardner - 1985-86)
MOST ASSISTS: 73 (Geordie Robertson - 1982-83)
MOST POINTS: 119 (Geordie Robertson - 1982-83)
MOST PENALTY MINUTES: 446 (Rob Ray - 1988-89)
MOST POWER PLAY GOALS:
 25 (Paul Gardner - 1985-86)
MOST SHORT-HANDED GOALS:
 11 (Gary McAdam - 1982-83)
MOST GAME-WINNING GOALS:
 9 (Jody Gage - 1987-88)
MOST UNASSISTED GOALS: 9 (Paul O'Neill - 1975-76)

MOST GOALS BY A CENTER:
 61 (Paul Gardner - 1985-86)
MOST ASSISTS BY A CENTER:
 73 (Geordie Robertson - 1982-83)
MOST POINTS BY A CENTER:
 119 (Geordie Robertson - 1982-83)
MOST PENALTY MINUTES BY A CENTER:
 154 (Bob Mongrain - 1983-84)

MOST GOALS BY A LEFT WING:
 51 (Murray Kuntz - 1973-74)
MOST ASSISTS BY A LEFT WING:
 59 (Stan Smrke - 1964-65)
MOST POINTS BY A LEFT WING: 98 (Dick Gamble - 1965-66; Mike Donnelly - 1989-90)
MOST PENALTY MINUTES BY A LEFT WING:
 446 (Rob Ray - 1988-89)

MOST GOALS BY A RIGHT WING:
 60 (Jody Gage - 1987-88)
MOST ASSISTS BY A RIGHT WING:
 61 (Ed Litzenberger - 1964-65)
MOST POINTS BY A RIGHT WING:
 104 (Jody Gage - 1987-88)
MOST PENALTY MINUTES BY A RIGHT WING:
 352 (Kevin Kerr - 1987-88)

AMERICANS' INDIVIDUAL GAME RECORDS

MOST GOALS:
 5 (Dave Hynes - Jan. 17, 1975; Donald Audette - Oct. 29, 1989)
MOST ASSISTS:
 6 (Rudy Migay - Feb. 6, 1959; Ed Litzenberger - Jan. 24, 1965; Geordie Robertson - Dec. 26, 1983)

MOST GOALS BY A DEFENSEMAN:
 18 (Rick Pagnutti - 1972-73)
MOST ASSISTS BY A DEFENSEMAN:
 58 (Bob Hess - 1980-81)
MOST POINTS BY A DEFENSEMAN:
 75 (Bob Hess - 1980-81)
MOST PENALTY MINUTES BY A DEFENSEMAN:
 322 (Jim HOFFORD - 1987-88)

MOST GOALS BY A GOALTENDER:
 1 (Darcy Wakaluk - 1987-88)
MOST ASSISTS BY A GOALTENDER: 7 (Darcy Wakaluk - 1989-90; David Littman - 1990-91)
MOST PENALTY MINUTES BY A GOALTENDER:
 55 (Jim Pettie - 1976-77)
MOST GAMES PLAYED BY A GOALTENDER:
 72 (Gerry Cheevers - 1964-65)
MOST MINUTES PLAYED BY A GOALTENDER:
 4359 (Gerry Cheevers - 1964-65)
MOST WINS BY A GOALTENDER:
 48 (Gerry Cheevers - 1964-65)
MOST SHUTOUTS BY A GOALTENDER:
 6 (Bob Perreault - 1967-68)
LOWEST GOALS-AGAINST AVERAGE:
 2.68 (Gerry Cheevers - 1964-65)

MOST GOALS BY A ROOKIE:
 42 (Donald Audette - 1989-90)
MOST ASSISTS BY A ROOKIE:
 56 (Billy Hicke - 1958-59)
MOST POINTS BY A ROOKIE:
 97 (Billy Hicke - 1958-59)
MOST PENALTY MINUTES BY A ROOKIE:
 446 (Rob Ray - 1988-89)

MOST CONSECUTIVE GAMES WITH A POINT:
 23 (Paul Gardner - 1985-86)

MOST POINTS:
 7 (Ed Joyal - Feb. 24, 1967; Geordie Robertson - Dec. 26, 1983; Darrin Shannon, Jan. 13, 1991)

MOST PENALTY MINUTES:
 54 (Wally Weir - Jan. 16, 1981 - four misconducts, two majors, two minors)

ALL-TIME AMERICANS' REGULAR SEASON RECORDS

SEASON	GP	W	L	T	PTS.	COACH
1956-57	64	34	25	5	73	Billy Reay
1957-58	70	29	35	6	64	Roly McLeanahan
1958-59	70	34	31	5	73	Bucko MacDonald, Sam Pollack,
1959-60	72	40	27	5	85	Steve Kraftcheck
1960-61	72	32	36	4	68	Steve Kraftcheck, Jack Riley
1961-62	70	33	31	6	72	Johnny Crawford
1962-63	72	24	39	9	57	Rudy Migay
1963-64	72	40	30	2	82	Joe Crozier
1964-65	72	48	21	3	99	Joe Crozier
1965-66	72	46	21	5	97	Joe Crozier
1966-67	72	38	25	9	85	Joe Crozier
1967-68	72	38	25	9	85	Joe Crozier
1968-69	74	25	38	11	61	Dick Gamble
1969-70	72	18	38	16	52	Dick Gamble
1970-71	72	25	36	11	61	Dick Gamble, John O'Flaherty
1971-72	76	28	38	10	66	Doug Adams, Don Cherry
1972-73	76	33	31	12	78	Don Cherry
1973-74	76	42	21	13	97	Don Cherry
1974-75	76	42	25	9	93	Dick Mattiussi
1975-76	76	42	25	9	93	Dick Mattiussi
1976-77	80	42	33	5	89	Duane Rupp
1977-78	81	43	31	7	93	Duane Rupp
1978-79	80	26	42	12	64	Duane Rupp, Gary Darling,
1979-80	80	28	42	10	66	Billy Inglis
1980-81	80	30	42	8	68	Mike Keenan
1981-82	80	40	31	9	89	Mike Keenan
1982-83	80	46	25	9	101	Mike Keenan
1983-84	80	46	32	2	94	Joe Crozier
1984-85	80	40	27	13	93	Jim Schoenfeld, John Van Boxmeer
1985-86	80	34	39	7	71	John Van Boxmeer
1986-87	80	47	26	7	101	John Van Boxmeer
1987-88	80	46	27	7	100	John Van Boxmeer
1988-89	80	38	37	5	81	John Van Boxmeer
1989-90	80	43	28	9	95	John Van Boxmeer
1990-91	80	45	26	9	99	John Van Boxmeer Don Lever

AMERK FACT

Here are the 1990-91 winners of the Americans' team awards:

Most Valuable Player - Don McSween	Unsung Hero - Dan Frawley
Sportsmanship - Francois Guay	Top Defenseman - Don McSween
Most Improved Player - Joel Savage	Hardest Hitter - Darcy Loewen

ROCHESTER AMERICANS' CAREER LEADERS - 1956-91

GAMES PLAYED

Dick Gamble	571
Norm Armstrong	566
Darryl Sly	517
Stan Smrke	513
Bronco Horvath	473
Gerry Ehman	465
Jody Gage	433
Les Duff	399
Don Cherry	390
Jim Jackson	360

GOALS

Dick Gamble	300
Jody Gage	246
Gerry Ehman	237
Bronco Horvath	199
Stan Smrke	197
Geordie Robertson	164
Norm Armstrong	164
Mal Davis	155
Bob Mongrain	153
Jim Pappin	134
Barry Merrell	134

ASSISTS

Bronco Horvath	343
Gerry Ehman	283
Dick Gamble	265
Jody Gage	259
Stan Smrke	239
Geordie Robertson	231
Norm Armstrong	228
Jim Jackson	205
Barry Merrell	187
Bob Mongrain	186

POINTS

Dick Gamble	565
Bronco Horvath	542
Gerry Ehman	520
Jody Gage	505
Stan Smrke	436
Geordie Robertson	395
Norm Armstrong	392
Bob Mongrain	339
Barry Merrell	321
Ron Garwasiuk	308

PENALTY MINUTES

Jim Hofford	1,212	Ron Garwasiuk	655
Norm Armstrong	983	Ray Maluta	608
Rob Ray	781	Lou Crawford	589
Chris Langevin	750	Scott Metcalfe	573
Kevin Kerr	680	Brad Miller	525

ROCHESTER AMERICANS' ALL-TIME ATTENDANCE

Rochester again led the American Hockey League in attendance, and came within five thousand fans of breaking the club record for attendance in a season. Here are the figures for the past several seasons:

1990-91	255,470	1983-84	220,866	1976-77	172,722
1989-90	260,277	1982-83	218,720	1975-76	180,899
1988-89	255,776	1981-82	197,345	1974-75	209,371
1987-88	254,601	1980-81	165,307	1973-74	201,428
1986-87	242,112	1979-80	166,936	1972-73	197,151
1985-86	243,142	1978-79	141,923	1971-72	138,886
1984-85	255,585	1977-78	186,120	1970-71	146,074

AMERK FACT

Some of the people who have coached in Rochester over the years are Mike Keenan, Don Cherry, Jim Schoenfeld and Billy Reay.

ROCHESTER AMERICANS' 1991-92 SCHEDULE

HOME

Fri., Oct. 4 vs. Adirondack
Fri., Oct. 11 vs. Utica
Sun., Oct. 13 vs. St. John's
Fri., Oct. 18 vs. Moncton
Sun., Oct. 27 vs. Binghamton
Fri., Nov. 8 vs. New Haven
Fri., Nov. 22 vs. St. John's
Sun., Nov. 24 vs. Utica
Fri., Nov. 29 vs. Adirondack
Sun., Dec. 1 vs. Cape Breton
Wed., Dec. 11 vs. Maine
Fri., Dec. 13 vs. Hershey
Sun., Dec. 15 vs. Adirondack
Fri., Dec. 20 vs. Springfield
Sun., Dec. 22 vs. Baltimore
Fri., Dec. 27 vs. Capital District
Sun., Dec. 29 vs. Baltimore
Tue., Dec. 31 vs. Hershey*
Wed., Jan. 8 vs. Adirondack
Fri., Jan. 10 vs. Baltimore
Sun., Jan. 12 vs. Utica
Fri., Jan. 17 vs. Binghamton
Sun., Jan. 19 vs. Fredericton
Wed., Jan. 22 vs. Maine
Fri., Jan. 31 vs. Hershey
Fri., Feb. 7 vs. Utica
Sun., Feb. 9 vs. Binghamton
Fri., Feb. 14 vs. Capital District
Sun., Feb. 16 vs. Baltimore
Wed., Feb. 19 vs. Binghamton
Fri., Feb. 21 vs. Binghamton
Sun., Feb. 23 vs. Springfield
Fri., Feb. 28 vs. New Haven
Sun., Mar. 1 vs. Halifax
Wed., Mar. 11 vs. Capital District
Sun., Mar. 15 vs. Utica
Wed., Mar. 25 vs. Binghamton
Sun., Mar. 29 vs. Hershey
Wed., Apr. 1 vs. Utica
Sun., Apr. 5 vs. Capital District

AWAY


Sat., Oct. 5 vs. Springfield
Fri., Oct. 25 vs. Utica
Fri., Nov. 1 vs. Capital District
Sat., Nov. 2 vs. Binghamton
Sun., Nov. 10 vs. Fredericton
Tue., Nov. 12 vs. St. John's
Wed., Nov. 13 vs. St. John's
Fri., Nov. 15 vs. Moncton
Sun., Nov. 17 vs. Cape Breton
Wed., Nov. 20 vs. Halifax
Sat., Nov. 23 vs. Adirondack
Wed., Nov. 27 vs. Utica
Sat., Nov. 30 vs. Adirondack
Fri., Dec. 6 vs. Capital District
Sun., Dec. 8 vs. Baltimore
Sat., Dec. 14 vs. Binghamton
Wed., Dec. 18 vs. Adirondack
Sat., Dec. 21 vs. Hershey
Sat., Dec. 28 vs. Utica
Fri., Jan. 3 vs. Baltimore
Sat., Jan. 4 vs. Utica
Fri., Jan. 24 vs. New Haven
Sat., Jan. 25 vs. Maine
Sat., Feb. 1 vs. Adirondack
Sun., Feb. 2 vs. Binghamton
Wed., Feb. 12 vs. Utica
Sat., Feb. 15 vs. Hershey
Sat., Feb. 22 vs. Utica
Sat., Feb. 29 vs. Binghamton
Wed., Mar. 4 vs. Binghamton
Fri., Mar. 6 vs. Baltimore
Sat., Mar. 7 vs. Hershey
Sun., Mar. 8 vs. Baltimore
Sat., Mar. 14 vs. Maine
Wed., Mar. 18 vs. Capital District
Fri., Mar. 20 vs. Hershey
Sun., Mar. 22 vs. New Haven
Sat., Mar. 28 vs. Springfield
Fri., Apr. 3 vs. Capital District
Sat., Apr. 4 vs. Binghamton

HOME STARTING TIMES:

Wednesdays and Fridays: 7:35 p.m.; Sundays: 7:05 p.m.

*Tuesday, December 31, 6:05 p.m.

TIME OUT



For Marine's "Extra Effort" Kids.

When the Sabres take a break, our kids will be taking to the ice. Marine Midland Bank is proud to be sponsoring the Youth Exhibition Hockey Games because we're convinced that today's team players will become tomorrow's winners.

So go ahead kids, show your stuff! We're with you all the way from your first face-off to your final goals.



**MARINE
MIDLAND
BANK**

198

Marine Midland Bank, N.A.



RICK JEANNERET

Darling again will do the play-by-play. Darling is the only announcer the team has ever had. Before coming to Buffalo, Darling graduated from Ryerson Institute and worked for the CBC and for "Hockey Night in Canada."

Color commentator Mike Robitaille is back for his ninth season of broadcasting for the Sabres. The former NHL defenseman played for the Sabres from 1971 to 1974. He and current General Manager Gerry Meehan were traded to Vancouver together in 1974.

Robitaille again will split the analyst's role by Jim Lorentz. The ex-Sabre forward has been working on Buffalo's broadcasts since 1981.

On radio, WGR (AM-550) will be broadcasting the Sabres' games, home and away. Rick Jeanneret will serve as one of the announcers for all of the games. Jeanneret is entering his 21st season as a Buffalo broadcaster. He will be joined by Darling for games not shown on television. Jeanneret's partner during televised games had not been determined at press time.

The radio broadcasts will be heard on a network of stations throughout the area. We suggest you check your local listings to see if Sabre games are carried in your area.

RADIO-TELEVISION



INFORMATION

The Sabres' radio-television status for the 1991-92 season will be much the same as it was in 1990-91.

On television, a total of 30 of Buffalo's road games will be broadcast on WUTV, Fox 29 in Buffalo, while 30 home games will be shown on cable through Niagara Frontier Sports Productions. Ted

TELEVISED GAMES

WUTV Fox 29

DAY	DATE	OPPONENT	TIME
Saturday	October 5	Washington	7:30
Saturday	October 12	Quebec	7:30
Wednesday	October 16	Montreal	7:30
Saturday	October 19	Hartford	7:30
Wednesday	October 30	Detroit	7:30
Saturday	November 2	Montreal	8:00
Thursday	November 14	Los Angeles	10:30
Saturday	November 16	Calgary	8:00
Saturday	November 23	Boston	7:00
Saturday	November 30	Quebec	7:30
Saturday	December 7	Hartford	7:30
Saturday	December 14	Montreal	8:00
Saturday	December 21	Toronto	8:00
Saturday	December 23	Hartford	7:30
Monday	December 28	New Jersey	7:30
Saturday	January 4	Boston	7:00
Tuesday	January 7	Philadelphia	7:30
Tuesday	January 14	N.Y. Rangers	7:30

199

Member FDIC

TELEvised GAMES
WUTV Fox 29

DAY	DATE	OPPONENT	TIME
Tuesday	January 21	St. Louis	8:30
Saturday	January 25	Montreal	1:00
Saturday	February 1	Boston	7:00
Tuesday	February 11	Hartford	7:30
Saturday	February 29	Pittsburgh	1:30
Tuesday	March 3	Quebec	7:30
Saturday	March 14	N.Y. Islanders	1:30
Tuesday	March 17	Minnesota	8:30
Thursday	March 19	Los Angeles	10:30
Saturday	March 28	Boston	1:30
Tuesday	March 31	Minnesota	8:30
Saturday	April 4	Quebec	7:30

TELEvised GAMES
CABLE TV

DAY	DATE	OPPONENT	TIME
Friday	October 4	Pittsburgh	7:30
Friday	October 18	Montreal	7:30
Friday	October 25	San Jose	7:30
Friday	November 1	Montreal	7:30
Friday	November 8	Philadelphia	7:30
Wednesday	November 20	Boston	7:30
Friday	November 22	Chicago	7:30
Wednesday	November 27	Quebec	7:30
Friday	November 29	N.Y. Rangers	7:30
Sunday	December 8	Calgary	7:00
Friday	December 13	Hartford	7:30
Friday	December 20	Edmonton	7:30
Friday	December 27	Boston	7:30
Tuesday	December 31	St. Louis	7:30
Friday	January 10	Edmonton	7:30
Sunday	January 12	N.Y. Rangers	7:00
Friday	January 31	Montreal	7:30
Friday	February 7	Minnesota	7:30
Sunday	February 9	Los Angeles	7:00
Friday	February 14	San Jose	7:30
Sunday	February 16	Hartford	7:00
Sunday	March 1	Chicago	7:00
Friday	March 6	New Jersey	7:30
Sunday	March 8	N.Y. Islanders	7:00
Wednesday	March 11	Boston	7:30
Sunday	March 15	Quebec	7:00
Wednesday	March 25	Toronto	7:30
Sunday	March 29	Hartford	7:00
Thursday	April 2	Montreal	7:30
Sunday	April 5	Quebec	7:00

**Boy, could
I go for a
Genny now.®**

