


## STEP 1

### Go to My Bolts Nation and sign in to your account

Sign in at your scheduled relocation time



## STEP 2

### Sign in with your season ticket account email address and password

Important Account Update

You can now use the same email and password for both your Tampa Bay Lightning / Amalie Arena ticket account and your Ticketmaster account.

**Tampa Bay Lightning / Amalie Arena ticket holder?** Use your existing email to sign in and update your password if prompted.

**New here?** Use your Ticketmaster email and password.

[Learn more](#)

Email Address

Password

.....

SHOW

☐ Remember Me

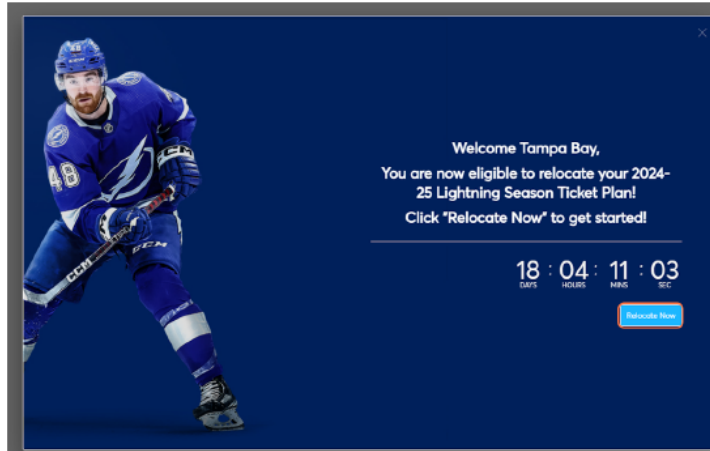
[Forgot Password?](#)

By continuing past this page, you agree to the [Terms of Use](#) and understand that information will be used as described in both the Ticketmaster

### STEP 3

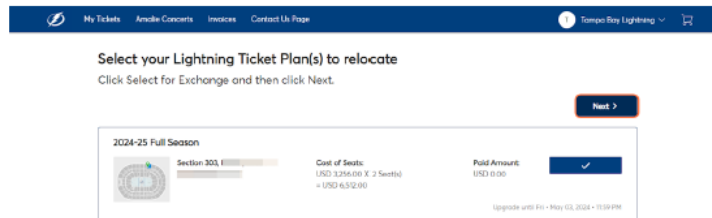
#### Click on Relocate Now to get started

Note: You will only see this message when your scheduled relocation window is open



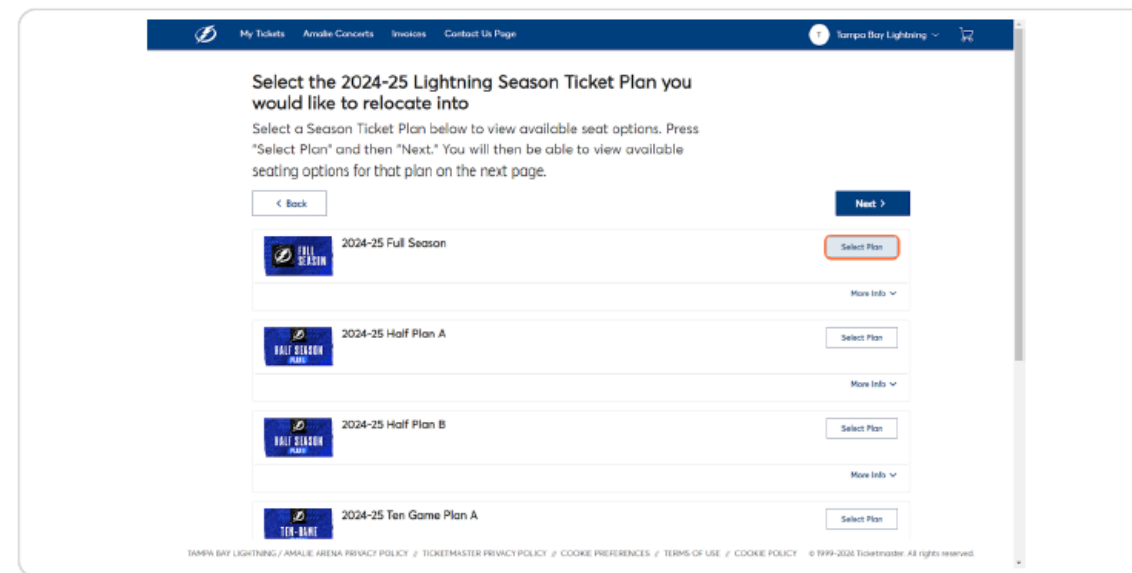
### STEP 4

Select the current 2025-26 Ticket Plan that you would like to relocate and click NEXT



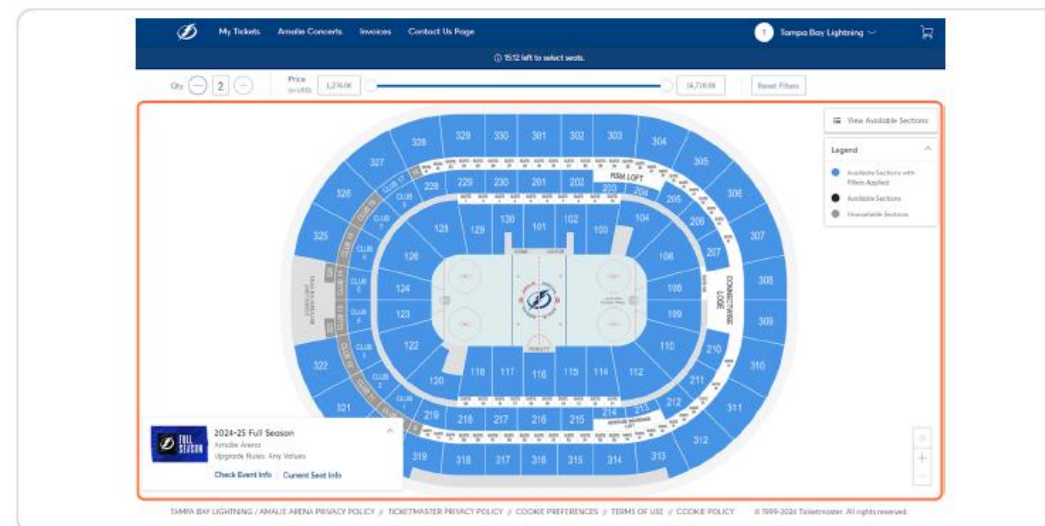
## STEP 5

Select the 2025-26 Ticket Plan that you would like to relocate and to see seating options.  
Click NEXT.



## STEP 6

Click into the map to see specific seat options and pricing



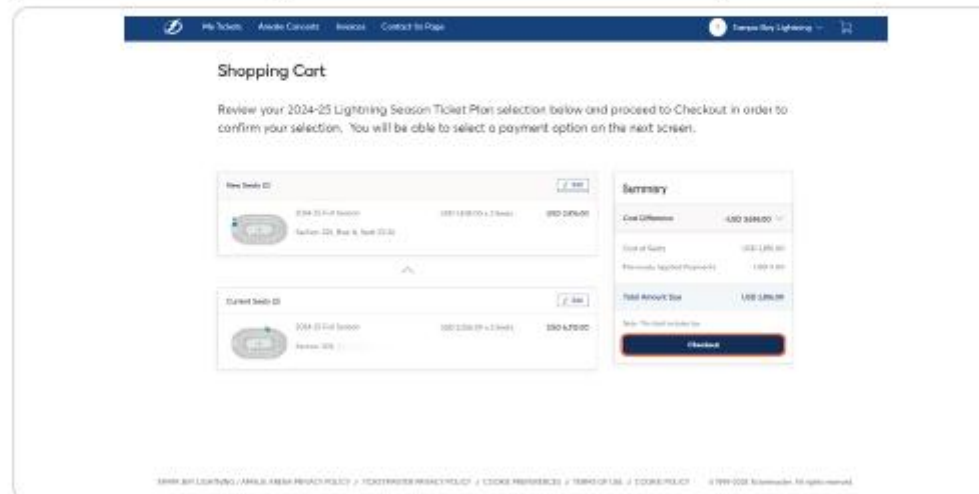
## STEP 7

Select seats on the map that you would like to relocate into and click **Continue**



## STEP 8

Review and confirm your selection and click Checkout



## STEP 9

**Click on View Payment Schedule to view payment plan dates and charge amounts**

The screenshot shows a checkout page with a dark blue header. On the left, there's a 'Delivery & Shipping' section with a green checkmark and a dropdown menu showing '2024-25 Full Season: Mobile Entry'. Below this is a 'Payments' section with 'Payment Options' showing 'L24 12 Pay Plan' selected. A red box highlights the 'View Payment Schedule' link. Below that is a 'Payment Method' section with 'Card' selected. On the right, there's an 'Order Summary' showing 'USD 2,896.00' and a 'Pay Today - USD 469.70' button. Below the order summary is a 'Cart Items' section showing '1 Item Summary' and '2024-25 Full Season'.

## STEP 10

**View the payment schedule and click Close**

The screenshot shows a modal window titled 'L24 12 Pay Plan'. It contains a table with the following data:

Date	Amount
03/15/2024	USD 234.65
04/15/2024	USD 234.65
05/15/2024	USD 234.65
06/15/2024	USD 234.65
07/15/2024	USD 234.65
08/15/2024	USD 234.65
09/15/2024	USD 234.65
10/15/2024	USD 234.65
11/15/2024	USD 234.65
12/15/2024	USD 234.65
01/15/2025	USD 234.65
02/15/2025	USD 234.65

The modal also includes a 'Close' button at the bottom right.

## STEP 11

### Confirm the credit card CVV on current pay plan or add a new credit card

Mobile Entry

Payments

Payment Options

1 of 12 Pay Plan

View Payment Schedule

Get For Life Payment Plan - 12 Payment (March 2024 - Feb 2025)

Payment Method

Card

Visa

Security Code \*

3-digits on back of card

Payment Amount \*

USD 469.70

Add / Edit Payment Method

Order Summary USD 2,816.00

☐ I accept the Terms and Conditions

Pay Today - USD 469.70

Cart Items

1 Items Summary

2024-25 Full Season

Section 32, Row 7, Seat 24

USD 2,816.00

Total Value

USD 2,816.00

TMPP BY LIGHTING / APPLE ARENA PRIVACY POLICY / TICKETMASTER PRIVACY POLICY / COOKIE PREFERENCES / TERMS OF USE / COOKIE POLICY / © 1999-2024 Ticketmaster. All rights reserved.

## STEP 12

### Accept the Terms & Conditions and hit Pay Today

View Payment Schedule

12 Payment (March 2024 - Feb 2025)

PRIMARY

Exp. 01/28

dez | Exp. 05/26

3-digits on back of card

Payment Amount \*

USD 469.70

Cart items

1 Items Summary

2025-26

Section 32, Row 7, Seat 24

USD 2,816.00

Total Value

### STEP 13

#### The Confirmation Page will appear and an email will be sent

A confirmation email will be sent with your new 2025-26 Ticket Plan Details.

