

2023-24 SEASON

# BROADCAST HANDBOOK



MONTREAL CANADIENS

# TABLE OF CONTENTS

Montreal Canadiens Home Arena (BELL CENTRE)	<b>3</b>
Montreal Canadiens Practice Facility (CN sportsplex)	<b>4</b>
Contact Information	<b>5-6</b>
Bell Centre Park and Power	<b>7</b>
Building Access	<b>8</b>
Camera Positions	<b>9-10</b>
In-Play Microphones	<b>11</b>
Canadiens lockerroom technical set-up	<b>11</b>
Camera Map	<b>12</b>
Radio Frequencies	<b>13</b>
Signal Processing	<b>13</b>
Television Lights	<b>13</b>
Press Gallery and Broadcast Booths	<b>14</b>
Radio Booths	<b>14</b>
Interview Locations	<b>14</b>
Between the Benches	<b>15</b>
In-Game Interviews	<b>15</b>
Post-game Press Conference	<b>15</b>
Credential Policy	<b>16</b>

For the most up to date information, please visit:  
<https://www.nhl.com/canadiens/info/broadcast>





# MONTREAL CANADIENS HOME ARENA

## BELL CENTRE

1275 St-Antoine West Montreal, QC H3C 5L2

Administration phone number: 514-932-2582

Administration fax number: 514-932-8285

Team website: [www.canadiens.com](http://www.canadiens.com)

Building website: [www.bellcentre.ca](http://www.bellcentre.ca) Twitter: @CanadiensMTL

Twitter (Communications): @CHCInfomedia Building capacity: 21,105

## MEDIA AND SECURITY ENTRANCE

## BELL CENTRE

1225 Saint Antoine Street W. Montreal, QC H3C 1B3

Security phone number: 514-989-2839

The Bell Centre is located in downtown Montreal between the following streets:

To the North: Avenue des Canadiens-de-Montreal

To the West: De la Montagne To the South: Saint Antoine To the East: Peel

GPS Coordinates: 45° 29 46 N, 73° 34 10 W

The Bell Centre is located on the Ville Marie expressway (autoroute 720).

Coming from the west, it is exit # 4 (De la Montagne).

From the east, it is exit # 5 (University).

# MONTREAL CANADIENS PRACTICE FACILITY

## CN SPORTSPLEX

8000 blvd. Leduc Brossard, QC J4Y 0E9

(Located in the Quartier Dix-30) – Administration: Suite 202

GPS Coordinates: 45° 27 9.81 N, 73° 26 42.69 W

Administration phone number: 450-926-2887 ext 221 Toll free number: 1-888-986-2887

Administration fax number: 450-926-2885 Building website: [www.csbell.ca](http://www.csbell.ca)

Media information hotline: (practice schedule) 514-989-2835

The CN sportsplex is located on the South Shore of Montreal.

The facility is bordered by Highway 10 and Highway 30.

## DIRECTIONS WHEN COMING FROM THE BELL CENTRE:

Take the Bonaventure Expressway to Highway 10 (Champlain Bridge) South.

Cross the Bridge to the South Shore. Continue on Highway 10 south

until exit 11, Boul du Quartier. Take exit 11 until boul. Leduc. Turn right on boul. Leduc.

Continue on boul. Leduc until you see the complex on your right.

## FACILITIES INCLUDE:

- Concession counter for food and beverage
- Media working room
- Press box area for media to attend practice
- Transmission facilities (contact Claude Tremblay, see page 11)
- Access to stands for camera / media members
- Press conference room

# MONTREAL CANADIENS CONTACT INFORMATION

## COMMUNICATIONS

### CHANTAL MACHABÉE

Vice President, hockey communications  
514 867-7371  
cmachabee@groupech.ca

### CHARLES SAINDON-COURTOIS

Manager, hockey communications  
514 575-3274  
csaindoncourtois@canadiens.com  
\*Player and hockey management interview requests

### GUILLAUME OUMET

Senior Coordinator, Hockey Communications  
514 925-2176  
gouimet@canadiens.com  
\*Statistics, Press notes and player interviews

### TIMOTHY GAGNON

Hockey Communications Assistant  
514 989-2829  
tgagnon@canadiens.com  
\*Credential requests

# MONTREAL CANADIENS CONTACT INFORMATION

## GAME PRODUCTION AND BROADCAST

### JON TRZCIENSKI

Vice President, Marketing  
514 925-2544  
jtrzcienski@canadiens.com

### PAUL GALLANT

Director, Broadcasting  
and Live Event Production  
514 925-2158  
pgallant@canadiens.com

### JEAN-PIERRE QUESNEL

Technical Director, Broadcast  
514 989-2785  
jpquesnel@canadiens.com

### CLAUDE TREMBLAY

Bell Canada contact  
514 870-1684  
1 866 822-1684  
tremblay.claude@bell.ca

### RICHARD MARTIN

Inter-connect room Manager  
514 989-2045  
richardmartin@mlgtechnologies.com

### JULIE ALBERT

Catering Requests  
Restaurants Levy  
514 989-3281  
jalbert@centrebelle.ca

### RESTAURANTS IN THE BELL CENTRE LA CAGE

Accessible by the elevators located  
near the Zamboni entrance equipped  
with a small meeting room  
514 925-2255

### TAXI (BELL CENTRE) UNITAXI

514 482-3000

## **BELL CENTRE PARK AND POWER**

The Bell Centre has 4 broadcast positions for mobiles with interconnect boxes. Position 1, 2 and 3 are located on the west side of the building in the garage located on De la Montagne Street. The 4<sup>th</sup> position is located in the lower garage next to the security entrance located on Saint-Antoine Street.

Park and Power is available on non-game days (subject to building availability). This can be confirmed with Paul Gallant 30 days prior to the game. A fee is associated for this service.

The Bell Centre is able to hold up to 400 amps per position. Circuits are cam lock power and the Bell Centre's electrician must do the hook up. This power is also on the emergency system of the Bell Centre. A 30 second period is needed for transition.

If the use of a generator is required, the Bell Centre will help with the parking of the generator. To obtain a permit to park the generator, you must contact the city of Montreal 72 hours in advance. Also note that generators are only permitted to park on De la Montagne Street and must be parked closer to ave des Canadiens.

A position on the street, mostly used for a 4-way broadcast, is available. If this position is required, it will be assigned by Paul Gallant. Parking permits are required once again by the City of Montreal. The Bell Centre will aid in obtaining the permits, but will not pay for them.

## **TELEVISION MOBILE PARKING**

The third broadcaster will park downstairs in the lower (private) garage. The mobile may arrive the night before the game (after 7:00 p.m.), depending on building availability. To check this availability please contact Paul Gallant. No fee will be charged for a truck that arrives the day before and does not plug the units into our power source.

To facilitate the flow of traffic coming from the highway, do not park a truck between 7:00 a.m. and 9:15 a.m.

At the end of this document, you will find the garage parking diagrams. For the lower garage we have painted lines on the ground to guide the trucks while parking. It is important that the mobiles park as indicated.

## BUILDING ACCESS

The Bell Centre is open 24 hours a day, 365 days a year. On non-game days it is possible to access the building through the security entrance under the following conditions:

- You have official business in the building.
- You have an assigned task in the building with your equipment.
- A supervisor makes a request for access to the Broadcast department.

This request should be as detailed as possible. Including name, affiliation, estimated time of arrival, and departure, and reason for visit. e.g. camera maintenance.

No one is allowed to enter the TV garage from De la Montagne without proper accreditation.

Truck park and power is available in the days leading up to a game, subject to availability. The cost is \$175 per day and this fee will be included on the invoice you will receive from Bell Canada. Please contact Paul Gallant for these types of requests.

Position 4, located in the garage off St Antoine Street, may be used when there is insufficient space in the upper garage (De La Montagne). In order to help with the free circulation of city traffic, we ask that mobiles avoid parking between 7 a.m. and 9:15 a.m. No extra costs will be charged for park and power if the truck is parked the night before the game (after 6 p.m.)

Due to the amount of space required, we are unable to offer parking for truck cabs. We can provide a contact for off-site parking, or you can contact the City of Montreal for a parking permit.



## CAMERA POSITIONS

The Bell Centre has 39 different camera positions. All these positions are cabled through the interconnect room and cabled via four different delivery systems. In 2009, the Bell Centre added both SMPTE cabling and fiber (dark and multi-mode) to its signal delivery platform. Most of the positions are accessible via SMPTE cabling or triax delivery.

Starting with the 2022-23 season The Montreal Canadiens will use an electronic booking system for all camera and booth positions. The system will be populated by each August 15<sup>th</sup> and available to start your camera reservations. For support, please contact Paul Gallant or JP Quesnel

Positions 2, 32, 35, 35A, 45 and 46, which are subject to the Montreal Canadiens approval. Position 27 is for the use of the Bell Centre and the Canadiens' Game Production. This position cannot be assigned to a broadcaster.

Cameras located in the broadcast booth (A,B,C,D) that hang over the ledge of the booth, must be connected with a safety cable (rope or steel). Any part that may become detached from the camera must also be safetied to a solid anchor and not the camera. Your cameras will be verified after 4 p.m.

Position 30 is for a robotic camera only. If you wish to use the position, the request must be made 7 days before the scheduled game.

Positions 32,35,45 and 46 are located in the seating area and are typically only used during the playoffs. Cameras (included viewfinders) installed in these positions cannot exceed 6 ft in height. The positions are marked, and cannot be changed.

A position is available on the Cours Rio Tinto. If you wish to use this position, please notify Paul Gallant the day of the game. Map number 888

## **STAND UP POSITIONS**

The stand-up positions located in the disabled seating areas, indicated as 35A can be used during the pre-game and intermissions. We ask that the positions are made available for fans to use two minutes before the end of the 15-minute clock prior to game start and with one minute remaining in each intermission. Fans must be able to circulate freely and cannot be obstructed in any way by any piece of equipment, as per the building and fire code requirements. Game cameras must not obstruct any aisle space.

The Zamboni position must be kept clear while the Zambonis and ice crew are in operation. No wire of any type may cross the floor in the tunnel area.

The visitors tunnel position is subject to both NHL and visiting team approval. Neither the talent nor the camera can obstruct the visiting team. A walkthrough

must be done the afternoon of the game with Bell Centre staff and the broadcaster who will be in that position for the game.

The Canadiens bench area is subject to approval by the club's hockey management.

## **ROBOTIC CAMERAS**

Robotics above the glass must follow the NHL's regulations on camera placement. In the case of a broken pane of glass, the broadcaster who is in charge of the camera must ensure the camera is re-installed properly and in a timely manner.

If a robotic camera is placed inside the nets, it must be certified by the NHL. The game nets will be made available by 1pm to a broadcaster who wishes to place a camera in the net.

If cameras are to be left at the Bell Centre in between games, the Bell Centre requires all cameras to be covered and other equipment secured. The Bell Centre will not be responsible for any damages to cameras and/or other equipment.

## **POINT OF VIEW CAMERAS (POV)**

Any POV cameras must be removed following an event. The Bell Centre will not be held responsible for any damage or loss of equipment. The support may stay in place if it does not interfere with normal day to day operations.

## **IN PLAY MICROPHONES**

The microphones that are attached to the glass and other locations around the glass must adhere to NHL regulations and cannot cause any interference for fans in the Bell Centre. Microphones should be removed following the game.

The Bell Centre has microphones positioned above the ice surface. The feed from these mics are available from the interconnect room.

As with every NHL team, the building is equipped with a microphone system for the officials. This feed is included in the main effects mix for the building. The use of these mics by the officials is governed by the regulations set out by the NHL.

## **CANADIENS LOCKERROOM TECHNICAL SET-UP**

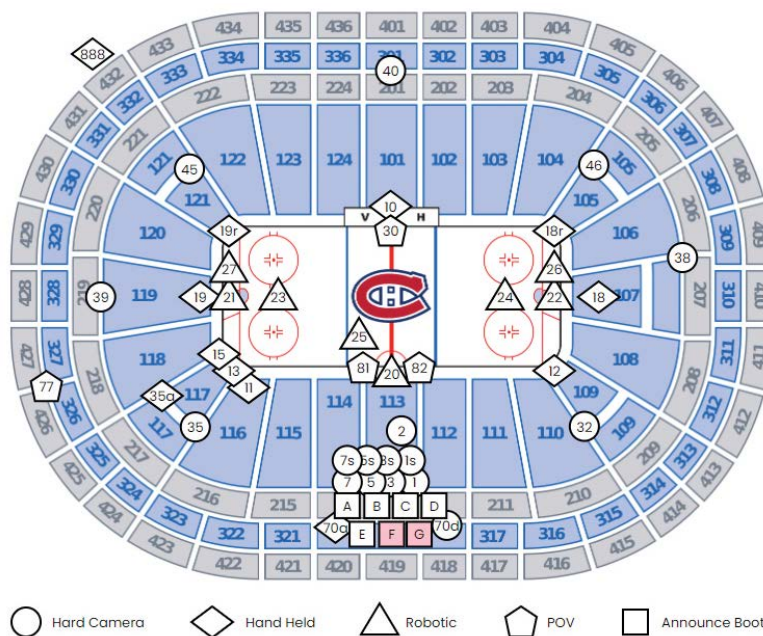
On a day of a game, the technical set-up can be done starting at 12:00pm but should be finished by 3:00pm. The area that is included is the tunnel that runs along the side of the Canadiens lockerroom, and the vestibule leading to the ice. At no time are staff allowed to go into the lockerroom, clinic area and tunnels that lead to the clinic area with prior clearance from the Broadcast department. If the Canadiens practice at the Bell Centre, the set-up can start as of 1pm.

If a set-up is required on either of the team benches or in the ramp leading to the Canadiens bench may only start at once the morning skates are completed. This is for safety of the workers and players on the ice.

The visiting team area is up to the discretion of the visiting team. Typically the area is not open to any technical staff before 1pm.

# CAMERA POSITIONS

## MONTREAL CANADIENS - BELL CENTRE - MONTREAL, QUEBEC



### CAMERA POSITIONS

- 2 Low tight swingseat middle of 113
- 3-6 Center ice suite level above 113
- 7 Low tight swingseat 114 above vomitory
- 8 Ice level hand held behind left goal
- 9 Ice level hand held behind right goal
- 10 Left end zone suite level above 119
- 11 Right end zone suite level above 107
- 12 Ice level hand held between the benches
- 13 High center ice reverse bottom of 301
- 14a-c Ice level left corner hand held Zamboni entrance
- 17 Ice level hand held right corner bottom of 109
- 18 Ice level reverse hand held bottom of 105
- 19 Ice level reverse hand held bottom of 121
- 20,21 Netcam
- 24 Panavision below scoreboard
- 25,26 Penalty box POV
- 27\* Center ice suite level above section 113
- 28,29 Robotic over goal judge
- 30a Hand held camera in booth A for telestrator
- 30d Camera in booth D for telestrator
- 31\* Robotic reverse center between benches

- 32\*\* Midlevel Handicap Area - Left side of sec. 117 (HH on Tripod)
- 33\*\* Reverse Handicap Area - Left side of sec. 105 (HH on Tripod)
- 34\*\* Handicap Area - Right side of sec. 109 (HH on Tripod)
- 41-43 Swing seats, center ice suite level above 113

Note: most camera positions have fiber and triax available  
 \*Per club approval  
 \*\*Playoffs only per club approval

### ANNOUNCE POSITIONS

- A TV / Radio (Visitor 2)
- B TV / Radio (Home TV French)
- C TV / Radio (Home TV English Visitor 1)
- D TV / Radio (Visitor 3)
- E Visiting Radio
- F Home Radio French
- G Home Radio English

### TV STUDIOS

- A 1 (Home TV French RDS or English CBC)
- B 2 (Visiting TV 1)
- C 3 (Network TV / Visiting TV 2)

## **RADIO FREQUENCIES**

The Montreal Canadiens will be monitoring radio frequencies (RF) channel assignments. Each broadcaster will be responsible to verify the frequencies with the interconnect (servo) room located on level 1. A list of frequencies is posted in the room. Anyone inside these channels risks being blocked. A list of frequencies already being used is available in the main patch room and is provided at the end of this handbook.

## **SIGNAL PROCESSING**

The Montreal Canadiens' Game Production department requires a clean feed in HD from the host broadcaster for each game to entertain fans and to gain access to additional camera angles.

The Montreal Canadiens will also patch into signals coming from the different providers if the team is unable to use a position because it is being used by a broadcaster. The Canadiens are responsible for all the equipment required to receive the signal unless the team is unable to do so as a result of a signal problem, or if there is a pre-existing agreement between the team and the broadcaster.

In some cases, the team may require that a broadcaster's play-by-play camera be provided for use in the warm-up. If this is required, a representative of the team will contact the broadcaster to discuss the option. Once agreed upon, the team will notify the NHL. A headset may be provided by the team to communicate with the cameraman.

The Montreal Canadiens have two HD Wireless cameras whose use is reserved exclusively for the Canadiens. However, the team may be able to provide a broadcaster with certain footage during a game. If this signal is needed, please contact the Production Manager the day of the game. The team retains all communication and paint (CCU) communications.

As per the agreement with the NHL, the scoreboard program feed is available from the inter-connect room. A feed of the clock cam of the scoreboard is also available.

## **TELEVISION LIGHTS**

Starting with the 2012-13 season, the Bell Centre will have a new arena lightning system. The lightning system will be made of LED technology. These lights are not like «quick strike» or ones that have shutters. They are instant ON/OFF and require no cool-down or warm-up time. The lights will have a color temperature of 5600K and have a lux of 2000.

The Montreal Canadiens will follow the NHL procedure for lights up during intermissions.



## **WARM-UP: 17:00 ON CLOCK**

Prior to puck drop: 30 seconds before puck drop Intermissions: 1:15 on intermission clock

Post-game: lights will stay on for 2 minutes after the clock hits 0:00.

\* subject to change – please see the pre-game timing sheet before each game \*

## **PRESS GALLERY AND BROADCAST BOOTHS**

The play-by-play booths located on the lower press gallery are for working rightsholders only. The booths are assigned when the camera maps are issued. Each booth is equipped with a communication bulkhead. Booth 2 (or B) is reserved for RDS.

The radio booths are located directly above the TV booths on the press gallery. Local radio rightsholders each have their own booth. The visiting team's booth located next to 98.5 FM is equipped with the required NHL ISDN line. It is possible that an extra broadcast position is created for another radio broadcaster. To do so, Claude Tremblay must be contacted a minimum of 10 working days in advance.

## **RADIO BOOTHS**

The Bell Centre houses three permanent radio booths. A 4th can be set up upon request. A minimum of 10 days is required to set this position up, and may not be in an enclosed area.

For visiting teams, the technician that is supplied to you is for a 5 hour period. If you require extra time, please contact Paul Gallant seven days in advance. You will be billed for these services by Bell Canada

Broadcasting on a non-game day is possible, depending on building availability (alternate arrangements can be made). Please contact Paul Gallant for more information.

Any extra credentials needed must be done in accordance with the Montreal Canadiens credential policy.

## **INTERVIEW LOCATIONS**

In order to control traffic around the locker room areas both during a game and at other times, two stand up areas for interviews have been created.

The visiting team's locker room interview position is located on level 1, directly in front of the De la Montagne television bay. The Canadiens' locker room interview position is located at the entrance of the corridor and can be accessed using the doors to the left of the locker room's main doors (silver). In all cases, proper credentials and approvals from each team are required.

Note: It is possible that these positions are not accessible on a game day. To allow for the installation of equipment, teams will grant access to these areas between 1:00 p.m. and 3:00 p.m.

## **BETWEEN THE BENCHES**

The interview position between the benches is located on the side of the Canadiens locker room. This position requires approval by the NHL and the Montreal Canadiens. If this position is used, this area cannot be used for a between the benches camera. No protective glass can be removed from this position. Restrictions may apply to ensure adequate work space.

## **IN-GAME INTERVIEWS**

If you wish to have an interview guest as part of your broadcast and if the guest is not officially credentialed for the game; a request for a credential must be made with the team in accordance to the team's credential policy. This credential does not allow the guest(s) to attend the game on the press gallery. You will be responsible to accompany your guest.

## **POST GAME PRESS CONFERENCE**

The Canadiens Head coach's press conference, held in the press conference room on level 1, is available in the interconnect room. The Game Production department has a robotic camera in the room that transmits an HD video signal with an embedded feed to the central control room. It is possible to get the signal in a different format. Please contact the Production Manager on the day of the game.

## **CREDENTIAL POLICY**

For all Canadiens games and practice sessions, only duly accredited members of the media will be admitted at the Bell Centre.

Members of the media who wish to obtain a credential must apply to the Canadiens Communications department by e-mail to Timothy Gagnon

(tgagnon@canadiens.com). Credential requests must include the media outlet letterhead, and approved by the sports director or assignment / photo editor. A credential application may also be requested.

All media members credentialed for the season, but not assigned to a specific game, should confirm their presence to the Club's Communications Department in order to be assigned a seat on the press box.

All credentials (media and photo) are issued on a priority basis, and have to be approved by the Canadiens Communications Department.

Press box seating and photo shooting positions will be assigned on a space- availability basis.

Members of the media should wear their credentials at all time during practices and games.

A credential can be revoked at any time by the Canadiens Communications Department.

Members of the media will pick up their credential at the media entrance located at 1225 St. Antoine Street. An attendant is on duty 3 hours before game time.

## **CREDENTIAL POLICY FOR ALL BROADCAST PERSONNEL**

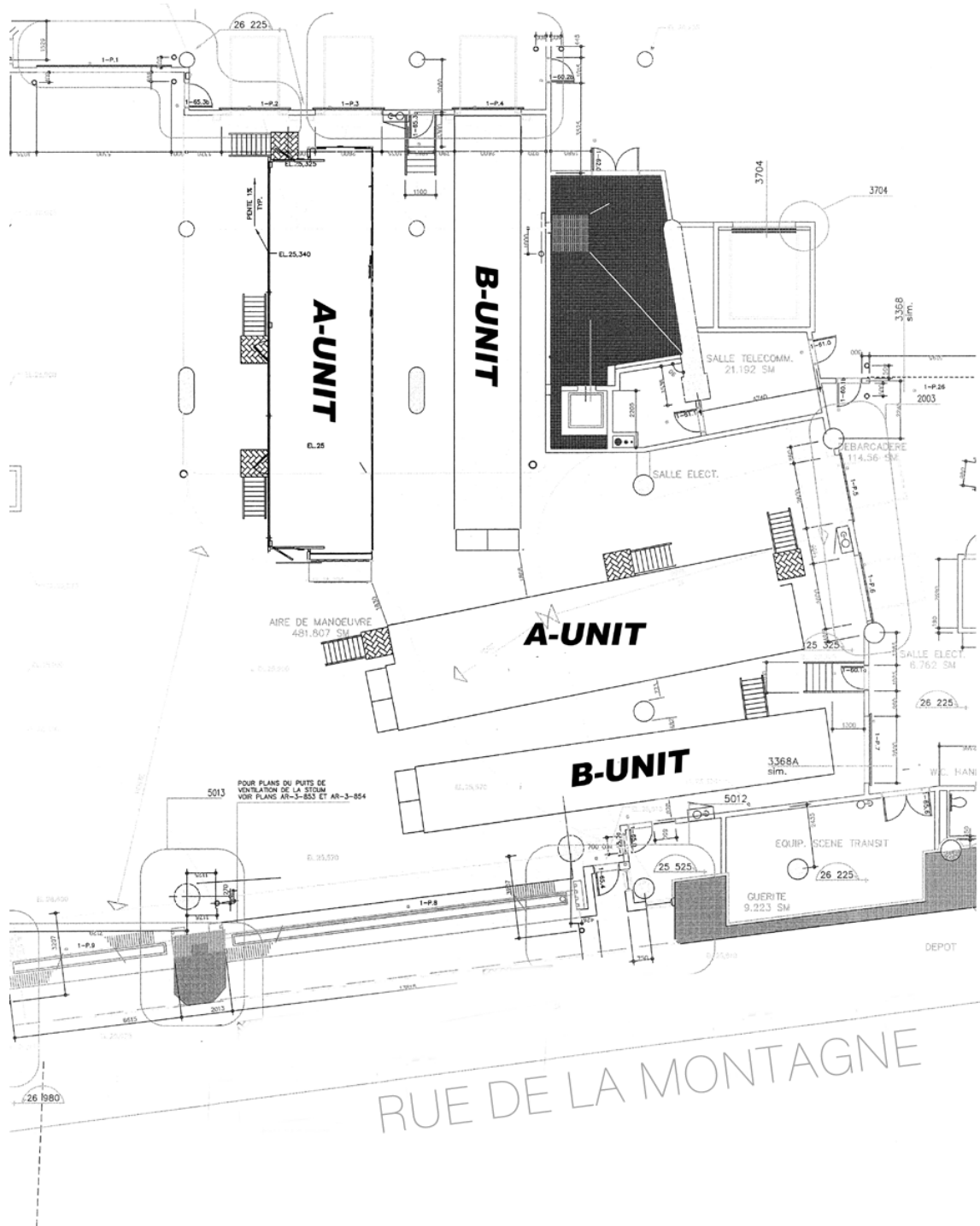
Credentials will be issued to on-air talent, color, analysts, reporters, technical producers, technical directors, floor managers, statisticians, and runners. Credentials will grant access to the press lounge, the press box, and media areas at level 1.

Some credentials will be personalized with name, media outlet and working positions. This will facilitate circulation from various media areas and will help building employees for identification purposes.

Bracelets will be issued to all technicians, cameramen, make-up, audio and video personnel. They will have access to Level 1 (broadcast trucks and TV studios). No access will be granted to Jacques-Beauchamp lounge or press box. Should a person need access to the press box, please specify next to their name on your credential list. In such case, this person should always remain in the TV booth.

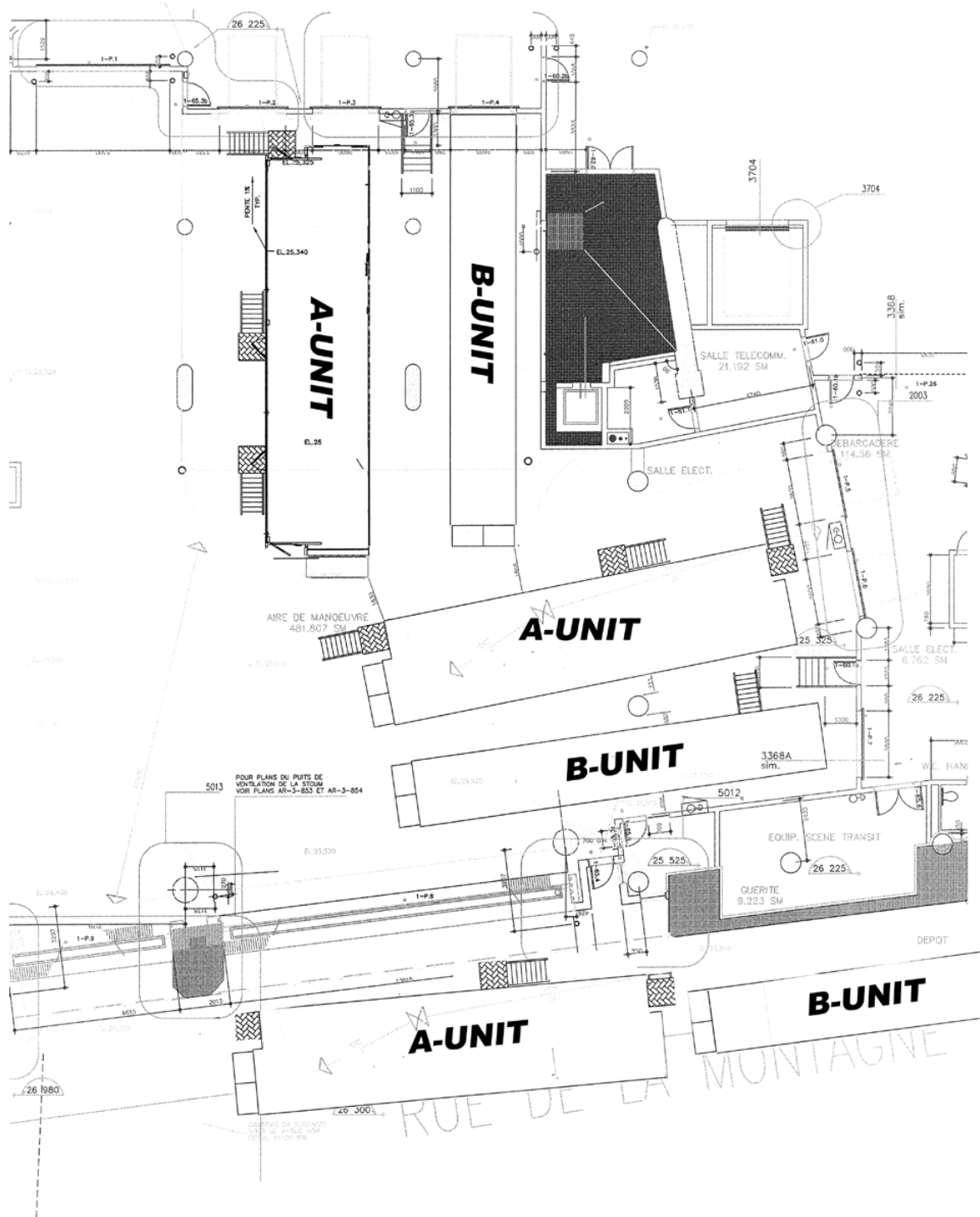
# MOBILE PARKING

DE LA MONTAGNE GARAGE (Two-Way Broadcast)



# MOBILE PARKING

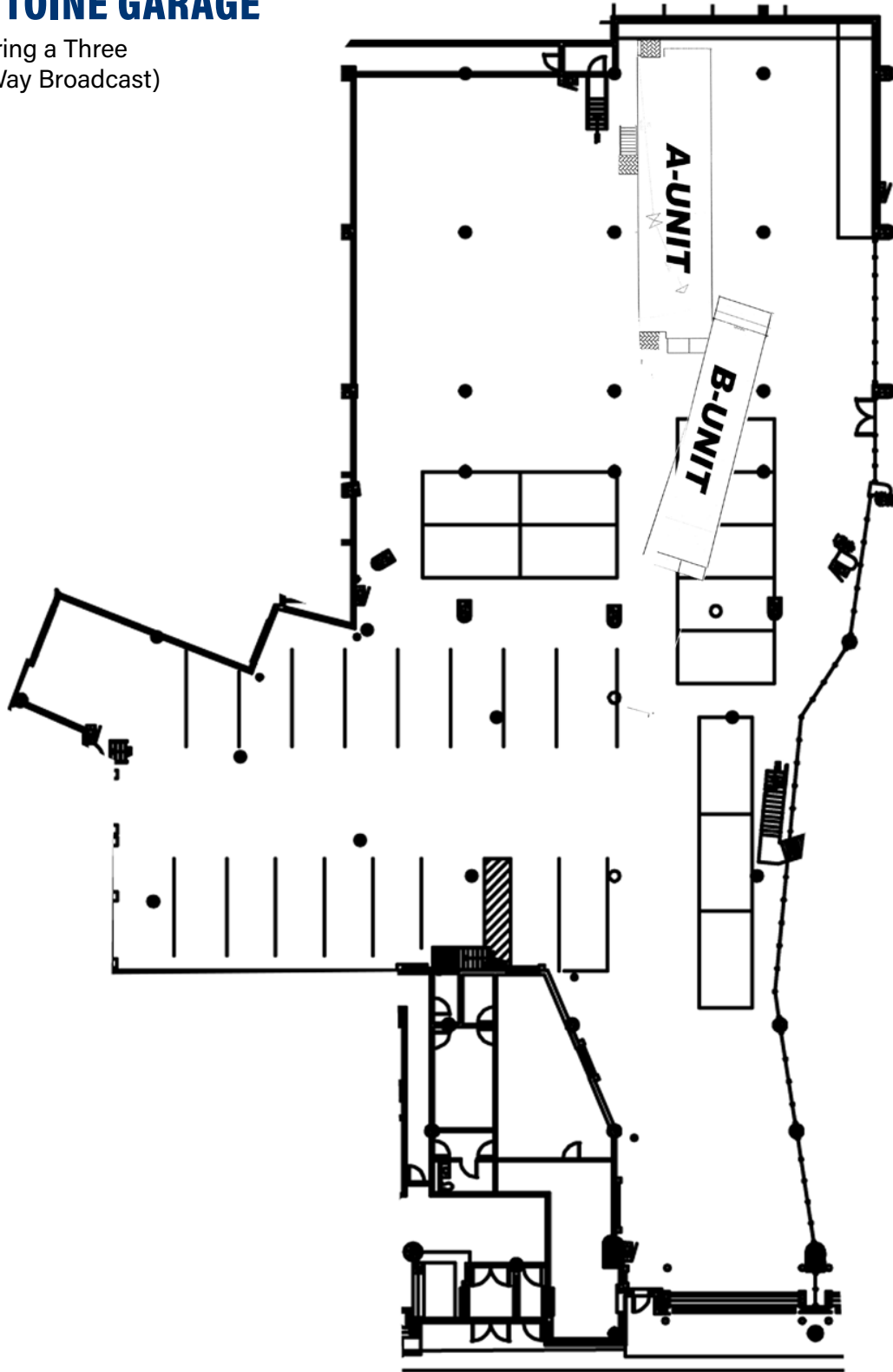
De La Montagne Garage  
Four-Way Broadcast  
(One broadcaster on De la Montagne)





# ST-ANTOINE GARAGE

(Only during a Three & Four-Way Broadcast)



RUE SAINT-ANTOINE



SEPTEMBER 2023 VERSION

MONTREAL CANADIENS