



THE BUFFALO SABRES '90-'91 SCHEDULE

OCTOBER 1990

SUN	MON	TUE	WED	THU	FRI	SAT
	1	2	3	4 •	5	6 ▲
				MONT		MONT
7	8	9	10 ▲	11	12	13
			HART	QUE	QUE	QUE
14	15	16	17	18	19 •	20 ▲
			MONT	PITT	NYI	
21	22	23	24	25	26	27
				NJ	TOR	
28	29	30	31 •			
HART			BOS			

NOVEMBER 1990

SUN	MON	TUE	WED	THU	FRI	SAT
				1	2	3 ▲
						BOS
4 •	5	6	7 ▲	8	9	10
CALG			NYR	VAN	WASH	
11	12	13	14 ▲	15	16 ▲	17
			LA	EDMN	CALG	
18	19	20	21 •	22	23 •	24
			NYR	EDMN		
25	26 ▲	27	28 ▲	29	30	
	NYR		MONT			

DECEMBER 1990

SUN	MON	TUE	WED	THU	FRI	SAT
						1
						QUE
2	3	4	5	6 ▲	7 •	8
DET				PHIL	HART	
9 •	10	11 ▲	12	13	14	15
BOS		DET	SOV	PITT		
16	17	18 ▲	19	20 ▲	21	22
		HART		BOS		
23 •	24	25	26 •	27	28 •	29 ▲
QUE			BOS	CHI	NJ	
30	31 •					
	PHIL					

JANUARY 1991

SUN	MON	TUE	WED	THU	FRI	SAT
		1	2	3	4 •	5
			NYI		WPG	
6	7	8	9	10 ▲	11	12
		VAN		LA		MINN
13	14 ▲	15	16 •	17	18	19
	TOR		DET			
20	21	22 •	23	24 ▲	25	26 ▲
		BOS		CHI		MONT*
27 •	28	29 ▲	30	31		
CALG*		STL		QUE		

FEBRUARY 1991

SUN	MON	TUE	WED	THU	FRI	SAT
					1	2
3 •	4	5	6 •	7	8 •	9
EDMN			STL		LA	
10 ▲	11	12 ▲	13	14	15 •	16
WPG*		QUE	MINN		MONT	
17 •	18	19 ▲	20	21	22	23
TOR		PITT				HART
24 •	25	26 ▲	27	28		
HART		NYI		QUE		

MARCH 1991

SUN	MON	TUE	WED	THU	FRI	SAT
					1	2 ▲
						BOS*
3	4	5	6	7	8	9
			NJ		CHI	
10 •	11	12 ▲	13 ▲	14	15	16 ▲
VAN		MINN	WPG			MONT
17 •	18	19	20 •	21	22	23 ▲
HART			MONT			BOS*
24 •	25	26 ▲	27	28 •	29	30 ▲
PHIL*		WASH		QUE		HART
31 •						
WASH						

Home games starting times:
Mon.-Fri. 7:35 p.m. Sundays 7:05 p.m.
Afternoon games 2:05 p.m.

HOME GAMES AWAY GAMES NESN CABLE FOX 29

Ticket information: Buffalo: 856-7300 Outside Buffalo and in Canada: 1-800-333-PUCK


All games on WGR55 News Radio

BUFFALO SABRES



1990-1991 YEARBOOK

**SOME
SERIOUS
SUDS**



GBCO ROCH. NY

BUFFALO SABRES

TABLE OF CONTENTS

THE FRONT OFFICE	5	Individual Records	138-140
Seymour H. Knox, III & Administration	6	Firsts and Lasts	140
Gerry Meehan	7	Penalty Shots	142
Rick Dudley	8-9	Shutouts	142-143
John Van Boxmeer	10	Win-Loss Records of Goalies	144
John Tortorella	11	Hat Tricks	145-146
All-Time Coaching Records	11	Season Openers, Opponents' Top Scorers	147
Craig Ramsay	12	Home and Away & Special Team Records	148
Don Luce	13	All-Time Transactions	149-150
Hockey Department	15	Attendance Breakdowns	151
Club Staff	16-17	Stanley Cup Brackets	152
		Media Information & Press Box Staff	153
		Pronunciation Guide	153
		NHL Directory	154
		NHL Notes of Interest	155
THE PLAYERS	19		
Training Camp Roster	20-21	THE PLAYOFFS	157
Player Profiles	22-78	All-Time Results	158-159
Previous Draft Choices	79-81	1990 Summary	160
1990 Entry Draft Choices	81	All-Time Scoring & Goaltending	161-162
		Team Records	163
		Individual Records	164-165
		Overtime History	165
STATISTICS & RECORDS	83		
1989-90 Results	84-85	ROCHESTER AMERICANS	167
Year-by-Year Records	86	Club Directory	168
NHL Standings/Data - 1989-90	86-87	1989-90 Scoring	169
1989-90 Scoring Breakdowns	88-90	1990 Playoff Scoring	170
1989 Pre-Season Scoring	91	1989-90 AHL Review	171
1989-90 Regular Season Records	92	Don Lever	172
1988-90 Transactions	93	Terry Martin	173
The Last Streak, Leads & Deficits	94	Records	174-177
Buffalo vs. Other NHL Teams	95-117	Amerks' 1990-91 Schedule	178
All-Time Scoring & Goaltending	118-121		
Yearly Leaders	122	Sabres' Television-Radio Information	180-181
All-Time Draft Choices	122-126	Grid of Sabres' Schedule	182-183
Uniform Numbers	127		
Awards	128-129	<i>Editors: Budd Bailey, Steve Rossi, John Gurtler</i>	
Career Leaders	130-131	<i>Photography by Bill Wippert and Harry Scull, Jr.</i>	
One-Season Leaders	132-134		
All-Time Overtime Scorers	135		
Current Streaks	135		
One-Sided Games, Empty Net Goals	136		
Team Records	137-138		

1990-1991 YEARBOOK

1990-91 CLUB DIRECTORY

CHAIRMAN OF THE BOARD AND PRESIDENT

Seymour H. Knox, III

VICE-CHAIRMAN OF THE BOARD AND COUNSEL

Robert O. Swados

VICE-CHAIRMAN OF THE BOARD

Robert E. Rich, Jr.

TREASURER

Joseph T.J. Stewart

BOARD OF DIRECTORS - NIAGARA FRONTIER HOCKEY L.P.

(includes above listed officers)

Edwin C. Andrew, Peter C. Andrews, George L. Collins, Jr. M.D., John B. Fisher, John Houghton, Richard Rupp, Howard T. Saperston, Jr., Paul A. Schoellkopf, George Strawbridge, Jr., Arthur Victor, Jr.

CONSULTANT

Northrup R. Knox

ASSISTANT TO THE PRESIDENT

Seymour H. Knox, IV

SENIOR VICE-PRESIDENT/ ADMINISTRATION

Mitchell Owen

SENIOR VICE-PRESIDENT/FINANCE

Robert W. Pickel

VICE-PRESIDENT/MARKETING

George Bergantz

GENERAL MANAGER

Gerry Meehan

HEAD COACH

Rick Dudley

ASSOCIATE COACH

John Van Boxmeer

ASSISTANT COACH

John Tortorella

ASSISTANT TO THE GENERAL MANAGER

Craig Ramsay

DIRECTOR OF PLAYER PERSONNEL

Don Luce

DIRECTOR OF SCOUTING

Rudy Migay

COORDINATOR OF MINOR LEAGUE PROFESSIONAL DEVELOPMENT

Joe Crozier

ADMINISTRATIVE ASSISTANT TO GENERAL MANAGER

Debbie Bonner

SCOUTING STAFF

Don Barrie, Jack Bowman, Larry Carriere, Dennis McIvor, Paul Merritt, Mike Racicot, Frank Zywiec

INFORMATION MANAGER - HOCKEY DEPARTMENT

Ken Bass

HEAD ATHLETIC TRAINER

Jim Pizzutelli

TRAINER

Rip Simonick

EQUIPMENT SUPERVISOR

John Allaway

ADMINISTRATIVE ASSISTANTS

Carol McHugh, Verna B. Wojcik

CONTROLLER

Dan DiPofi

DIRECTOR OF AMATEUR HOCKEY DEVELOPMENT

John Mickler

DIRECTOR OF COMMUNICATIONS

Paul Wieland

DIRECTOR OF COMMUNITY RELATIONS AND PROMOTIONS

Stan Makowski

DIRECTOR OF EVENT SALES

Jeffrey Pickel

DIRECTOR OF INFORMATION

Budd Bailey

DIRECTOR OF MEDIA RELATIONS

Steve Rossi

DIRECTOR OF PUBLIC RELATIONS

John Gurtler

DIRECTOR OF SALES

Steve Donner

MARKETING ASSOCIATES

John Livsey, Bob Russell

ASSISTANT TICKET MANAGER

John Sinclair

MANAGER - SABRELAND

Shirley Curry

DIRECTOR OF SALES - NFSN

Don Angelo

VOICE OF THE SABRES

Ted Darling

CLUB DOCTOR

John Butsch, M.D.

ORTHOPEDIC CONSULTANT

Peter James, M.D.

CLUB DENTIST

Donald DeRose, D.D.S.

CLUB STAFF

Olive Anticola, Evelyn Battleson, Barbara Blendowski, Robert Dahar, Cyndi Dyll, Birgid Haensel, Chris Ivansitz, Mary Jones, Mike Kaminska, Sally Lippert, Gerry Magill, Jennifer Nappo, Melissa Nitkowski, Cheryl Schoenthaler, Ann Marie Seaman, Carm Tramont, Bruce Wawrzyniak

EXECUTIVE OFFICES

Memorial Auditorium

TELEPHONE/EXECUTIVE OFFICES & TICKET OFFICE

(716) 856-7300

Outside Buffalo area - (800) 333-PUCK

HOME ICE

Memorial Auditorium

CLUB COLORS

Blue, White and Gold

UNIFORMS

Home: White base with blue and gold trim Road: Blue base with white and gold trim

OFF-ICE OFFICIALS

Hank Olejniczak (Supervisor and Official Scorer), Tony Caggiano, Sam Costello, Richard Costolnick, Dale Guynn, Robert Kalenik, Don Kwak, Walter Mendel, Duke Moretin, Jim Murdoch, Clifford Smith, Bill Truman

PHOTOGRAPHER

Bill Wipperf

ANTHEM SINGERS

Sue Brittain, John Putnam

MUSIC

Dave Perry

PUBLIC ADDRESS ANNOUNCER

Milt Ellis

MEMORIAL AUDITORIUM

ADDRESS _____ 140 Main St., Buffalo, NY 14202

SEATING CAPACITY _____ 16,166

CAPACITY INCLUDING STANDING ROOM AREAS _____ 16,433

BUILDING AUTHORIZATION DATE _____ October 30, 1938

(President Franklin Roosevelt signed his approval of the project on that date)

GROUND BREAKING _____ December 19, 1938

DEDICATION CEREMONIES _____ October 14, 1940

FIRST EVENT _____ Rally for Republican Presidential Candidate Wendell Wilkie on October 15, 1940

FIRST NATIONAL HOCKEY LEAGUE GAME _____ October 15, 1970 (Buffalo Sabres vs. Montreal Canadiens)


ROOF RAISED FOR BALCONY _____ May 27, 1971

DIMENSIONS OF RINK _____ 195 feet by 85 feet

LOCATION OF PRESS BOX _____ Suspended from ceiling on West Side



TIME OUT



For Marine's "Extra Effort" Kids.


When the Sabres take a break, our kids will be taking to the ice. Marine Midland Bank is proud to be sponsoring the Youth Exhibition Hockey Games because we're convinced that today's team players will become tomorrow's winners.

So go ahead kids, show your stuff! We're with you all the way from your first face-off to your final goals.



**MARINE
MIDLAND
BANK**

THE FRONT OFFICE



SEYMOUR H. KNOX, III

PRESIDENT AND CHAIRMAN OF THE BOARD

Stability and leadership are keys to successful sports ownership. Seymour H. Knox, III, along with his brother, Northrup, has provided the Buffalo Sabres with those qualities during the entire history of the franchise.

The Knox brothers' first attempt to bring the NHL to Buffalo came in September, 1965, when they first applied for a franchise. The city was passed over in the 1967 league expansion, so in 1968 Seymour and Northrup signed a contract to purchase the Oakland franchise with the intent of moving it to Buffalo. The NHL Board of Governors decided to keep the Seals in Oakland, but the Knox brothers continued to work towards their goal. Finally, their efforts were rewarded on December 2, 1969, when the city was granted an expansion franchise for the 1970-71 season.

Seymour added the President's duties in May, 1988 (he succeeded Northrup, who resigned to become Chairman of the Board at Marine Midland Bank N.A.), and represents the Sabres on the NHL's Board of Governors.

Seymour currently serves as a Vice President of Kidder, Peabody and Co. He is a director of Pratt & Lambert, Inc. and the F.W. Woolworth Company, is President of the Buffalo Fine Arts Academy and on the Board of Trustees of the YMCA of Greater Buffalo. Seymour formerly was nationally ranked as a squash racquets player, and is a three-time winner of the U.S. court tennis doubles championships. His hockey career ended as a schoolboy because of a football injury.

Seymour and his wife, Jean, live in Buffalo. They have four children: Seymour IV - the team's Assistant to the President, W.A. Read, Avery F. and Helen Edith.



A D M I N I S T R A T I O N



ROBERT O. SWADOS
Vice-Chair./Board & Counsel



ROBERT E. RICH, JR.
Vice-Chair./Board



SEYMOUR KNOX, IV.
Asst. to President



MITCHELL OWEN
Sr. Vice-Pres./Admin.



ROBERT W. PICKEL
Sr. Vice-Pres./Finance



GEORGE BERGANTZ
Vice-Pres./Marketing

G E R R Y M E E H A N

GENERAL MANAGER



The Buffalo Sabres' fortunes continue to be headed in the proper direction under General Manager's Gerry Meehan's guidance.

Meehan took over his current position on December 22, 1986. In his first full year on the job in 1987-88, the Sabres jumped from 21st place to a tie for seventh in the overall standings. He finished in a tie for second in voting by The Sporting News for the NHL's Executive of the Year. The club again was above the .500 mark in 1988-89 despite a great many injuries to key players. Then last season, the Sabres again showed great improvement as they finished third in the overall standings - their best showing in that category since 1979-80.

Meehan's performance as General Manager is another sign of the Sabres' wisdom in drafting him in the Expansion Draft of 1970. He spent four seasons in Buffalo as a player and was the second captain in the team's history. The center played in the team's first regular season game ever (and had the Sabres' first penalty ever). Meehan's most memorable moment in a Buffalo uniform came in the 1971-72 season, when his goal in the final seconds of the season's last game knocked the Flyers out of the playoffs.

The Toronto native spent 10 seasons in the National Hockey League in all, also playing with Toronto, Philadelphia, Vancouver, Atlanta and Washington.

After retiring from hockey, Meehan received his undergraduate degree from Canisius College and a law degree at the University of Buffalo. Upon graduating in 1982, he joined the law firm of Cohen, Swados, Wright, Hanifan, Bradford and Brett, where he was involved in some of the Sabres' legal work. He was named the team's assistant general manager in the summer of 1984, the first ex-Sabre player to move into the club's front office.


Gerry lives in Amherst with his wife, Mirella, and their three children, Danny, Adam and Katie.

PLAYING RECORD

SEASON	CLUB	LEAGUE	REGULAR SEASON					PLAYOFFS				
			GP	G	A	PTS	PIM	GP	G	A	PTS	PIM
1968-69	Toronto	NHL	25	0	2	2	2	—	—	—	—	—
	Philadelphia	NHL	12	0	3	3	4	4	0	0	0	0
1970-71	Buffalo	NHL	77	24	31	55	8	—	—	—	—	—
1971-72	Buffalo	NHL	77	19	27	46	12	—	—	—	—	—
1972-73	Buffalo	NHL	77	31	29	60	21	6	0	1	1	0
1973-74	Buffalo	NHL	72	20	26	46	17	—	—	—	—	—
1974-75	Buffalo	NHL	3	0	1	1	2	—	—	—	—	—
	Vancouver	NHL	57	10	15	25	4	—	—	—	—	—
	Atlanta	NHL	14	4	10	14	0	—	—	—	—	—
1975-76	Atlanta	NHL	48	7	20	27	8	—	—	—	—	—
	Washington	NHL	32	16	15	31	10	—	—	—	—	—
1976-77	Washington	NHL	80	28	36	64	13	—	—	—	—	—
1977-78	Washington	NHL	78	19	24	43	10	—	—	—	—	—
1978-79	Washington	NHL	18	2	4	6	0	—	—	—	—	—
	Cincinnati	WHA	2	0	0	0	0	—	—	—	—	—
PROFESSIONAL TOTALS			672	180	243	423	111	10	0	1	1	0
NHL TOTALS			670	180	243	423	111	10	0	1	1	0
TOTALS AS A SABRE			306	94	114	208	60	6	0	1	1	0

R I C K D U D L E Y

HEAD COACH



Whenever Rick Dudley shows up in Buffalo, wins seem to follow. The Buffalo Sabres hope this tradition goes on for several seasons.

Dudley was hired as the 12th coach of the team in June 16, 1989. In his first season on the job he led the Sabres to a 45-27-8 record, third-best in the NHL. The team's 98 points were the highest number since the 1983-84 season. The rookie coach finished in a tie for third in the voting for the Jack Adams Trophy, which goes to the coach of the year.

Dudley first arrived in Buffalo in 1973-74 after spending two seasons in the minor leagues. His aggressive style and trademark headband helped to make him one of the most popular players on the team. Dudley had his best season as a Sabre in 1974-75, when his 31 goals helped the team reach the Stanley Cup Finals for the only time in its history.

He returned to Cincinnati in the fall of 1975 when he jumped to the Stingers of the World Hockey Association. There the left winger led the team in scoring in his first season, and teamed up with such players as Mike Liut, Mark Messier and Mike Gartner.

Dudley jumped back to the Sabres in the spring of 1979, as he was the last player ever to leave the World Hockey Association for the National Hockey League. He helped the club reach the Stanley Cup semi-finals a year later. Dudley was claimed off waivers by Winnipeg on January 12, 1981, and he finished his NHL career with the Jets that season.

Rick served as a player-coach in Fredericton in 1981-82, and moved on to full-time coaching duties in 1982 with Carolina of the Atlantic Coast Hockey League. He stayed for four seasons, winning three championships. Dudley then moved up to the Flint Spirits of the International Hockey League in 1986-87, where he turned in two more fine seasons. (The Sabres had an agreement to send some players to Flint at that time, so Dudley often visited Buffalo's training camp during those years.) In 1988-89 Dudley jumped to New Haven of the American Hockey League. After a slow start, the Nighthawks lost in the Calder Cup Finals.

Dudley and his wife, Jahee, live in East Amherst.

COACHING RECORD

SEASON	CLUB	LEAGUE	GP	W	L	T	PTS	
1982-83	Carolina	ACHL	68	51	10	7	111	Won title
1983-84	Carolina	ACHL	72	43	24	5	92	First place
1984-85	Carolina	ACHL	64	53	11	0	107	Won title
1985-86	Carolina	ACHL	63	49	13	0	104	Won title
1986-87	Flint	IHL	82	42	33	7	91	
1987-88	Flint	IHL	82	42	31	9	93	Lost in Finals
1988-89	New Haven	AHL	80	35	35	10	80	Lost in Finals
1989-90	Buffalo	NHL	80	45	27	8	98	
CAREER RECORD			591	360	184	46	766	Pct. - .648
SABRE/NHL RECORD			80	45	27	8	98	

SABRE FACT

Birthdates for some of the members of the Sabres' hockey department;
 Gerry Meehan: September 3, 1946 Rick Dudley: January 31, 1949
 John Tortorella: June 24, 1958 John Van Boxmeer: November 20, 1952
 Craig Ramsay: March 17, 1951 Don Luce: October 2, 1948

PLAYING RECORD

SEASON	CLUB	LEAGUE	GP	REGULAR SEASON				PLAYOFFS				
				G	A	PTS	PIM	GP	G	A	PTS	PIM
1969-70	Iowa	CHL	26	3	3	6	36	11	0	3	3	4
1970-71	Cleveland	AHL	16	1	0	1	2	—	—	—	—	—
	Flint	IHL	15	1	5	6	30	—	—	—	—	—
1971-72	Cincinnati	AHL	51	6	23	29	272	9	0	4	4	56
1972-73	Buffalo	NHL	6	0	1	1	7	—	—	—	—	—
	Cincinnati	AHL	64	40	44	84	159	15	7	15	22	56
1973-74	Buffalo	NHL	67	13	13	26	71	—	—	—	—	—
1974-75	Buffalo	NHL	78	31	39	70	116	10	3	1	4	26
1975-76	Cincinnati	WHA	74	43	38	81	156	—	—	—	—	—
1976-77	Cincinnati	WHA	77	41	47	88	102	4	0	1	1	7
1977-78	Cincinnati	WHA	72	30	41	71	156	—	—	—	—	—
1978-79	Cincinnati	WHA	47	17	20	37	102	—	—	—	—	—
	Buffalo	NHL	24	5	6	11	2	3	1	1	2	2
1979-80	Buffalo	NHL	66	11	22	33	58	12	3	0	3	41
1980-81	Buffalo	NHL	38	10	13	23	10	—	—	—	—	—
	Winnipeg	NHL	30	5	5	10	28	—	—	—	—	—
1981-82	Fredericton	AHL	7	1	3	4	30	—	—	—	—	—
PROFESSIONAL TOTALS			579	206	245	451	808	29	7	3	10	76
WHA TOTALS			270	131	146	277	516	4	0	1	1	7
NHL TOTALS			309	75	99	174	292	25	7	2	9	69
TOTALS AS A SABRE			279	70	94	164	264	25	7	2	9	69



JOHN VAN BOXMEER

ASSOCIATE COACH



It took some time for John Van Boxmeer to reach Buffalo during his days as a player. The same was true as a coach. Van Boxmeer moved up to the Sabres when he was named an assistant coach under Rick Dudley this past August. The former defenseman "traded" jobs with Don Lever.

Van Boxmeer coached five full seasons and part of a sixth in Rochester. That's the longest continuous stretch in Amerk coaching history. He won a Calder Cup in one of those seasons (1986-87), and guided the Amerks to the finals again last season. Van Boxmeer had 226 career wins in Rochester, only 35 behind Joe Crozier's record.

The long-time NHL defenseman received his coaching start in the Sabres' organization during the 1984-85 season when he was named an assistant coach under Jim Schoenfeld in Rochester. When Schoenfeld returned to the active ranks with the Sabres in December of that year, Van Boxmeer was named interim coach.

Van Boxmeer's career coaching record in the AHL was 226-177-46 (.554 winning percentage). He, Crozier and Mike Keenan are the only Amerk coaches to win AHL championships.

The former high-scoring defenseman started his professional career in Montreal, as the Canadiens selected him in the first round of the 1972 Entry Draft. Van Boxmeer also played with Colorado and Quebec in addition to Buffalo. He enjoyed four productive seasons with the Sabres, registering a career-high 69 points in 1980-81. (That was a Sabre record for points by a defenseman until Phil Housley scored 70 in 1988-89.) Van Boxmeer was selected to take part in the 1982 NHL All-Star Game. He had 54 assists in 1982-83. Van Boxmeer earned a Stanley Cup ring as a member of the Canadiens in 1975-76.


John and his wife, Judy, have a daughter, Ashley Marie, and a son, Henry Gerald.

PLAYING RECORD

SEASON	CLUB	LEAGUE	REGULAR SEASON					PLAYOFFS				
			GP	G	A	PTS	PIM	GP	G	A	PTS	PIM
1972-73	Nova Scotia	AHL	76	5	29	34	139	13	1	6	7	26
1973-74	Nova Scotia	AHL	47	8	20	28	78	—	—	—	—	—
	Montreal	NHL	20	1	4	5	18	1	0	0	0	0
1974-75	Montreal	NHL	9	0	2	2	0	—	—	—	—	—
	Nova Scotia	AHL	43	4	13	17	68	6	1	3	4	9
1975-76	Montreal	NHL	46	6	11	17	31	—	—	—	—	—
1976-77	Montreal	NHL	4	0	1	1	0	—	—	—	—	—
	Colorado	NHL	41	2	11	13	32	—	—	—	—	—
1977-78	Colorado	NHL	80	12	42	54	87	2	0	1	1	2
1978-79	Colorado	NHL	76	9	34	43	46	—	—	—	—	—
1979-80	Buffalo	NHL	80	11	40	51	55	14	3	5	8	12
1980-81	Buffalo	NHL	80	18	51	69	69	8	1	8	9	7
1981-82	Buffalo	NHL	69	14	54	68	62	4	0	1	1	6
1982-83	Buffalo	NHL	65	6	21	27	53	9	1	0	1	10
1983-84	Quebec	NHL	18	5	3	8	12	—	—	—	—	—
	Fredericton	AHL	45	10	34	44	48	7	2	5	7	8
1984-85	Rochester	AHL	2	0	0	0	2	—	—	—	—	—
NHL TOTALS			588	84	274	358	465	38	5	15	20	37
TOTALS AS A SABRE			294	49	166	215	239	35	5	14	19	35

JOHN TORTORELLA

ASSISTANT COACH



John Tortorella will remember 1989-90 as the season that his dream of reaching the National Hockey League came true. He doesn't care that it took a little longer than he thought and that it was as a coach instead of a player. Tortorella climbed through college, minor league and European hockey to arrive in Buffalo.

The Sabre assistant coach grew up in the Boston area, started his college career at Salem State College and then transferred to the University of Maine. There Tortorella won three letters and was a two-time ECAC All-Star. After some time in Sweden, he played in the Atlantic Coast Hockey League for such teams as Virginia, Hampton Roads and Erie. Sabres Coach Rick Dudley was a coach for Carolina in the ACHL during that time. Tortorella was Virginia's top scorer during the 1985-86 season.

In 1986, he was named General Manager and Head Coach of the Virginia Lancers of the ACHL. In two years he had an 87-31 record, and won the league championship and coach of the year honors both times. In 1988, Tortorella worked as an assistant coach for the Fort Wayne Comets during the International Hockey League playoffs. Then Dudley hired him to be his assistant in New Haven in 1988, and he brought Tortorella along when Dudley was hired as the Sabres' coach.

Tortorella works on conditioning, team and game analysis and practice planning. He also watches games from the press box and communicates his views via two-way radio.

John and his wife Chris have two children, Brittany and Dominick. The family lives in East Amherst.

ALL-TIME COACHING RECORDS OF THE SABRES

COACH	GAMES	WON-LOST-TIED	PCT.
Floyd Smith - 5/74 to 5/77	241	143 - 62 - 36	.668
Roger Neilson - 10/80 to 5/81	80	39 - 20 - 21	.618
Rick Dudley - 10/89 to present	80	45 - 27 - 8	.613
Marcel Pronovost - 10/77 to 12/78	104	52 - 29 - 23	.611
Scott Bowman - 6/79 to 5/80 - 10/81 to 12/81 - 3/82 to 5/85 - 1/86 to 11/86	404	210 - 134 - 60	.594
Billy Inglis - 12/78 to 6/79	56	28 - 18 - 10	.589
Jim Roberts - 12/81 to 3/82	45	21 - 16 - 8	.555
Ted Sator - 12/86 to 4/89	207	96 - 89 - 22	.517
Jim Schoenfeld - 6/85 to 1/86	43	19 - 19 - 5	.500
Joe Crozier - 1/72 to 5/74	192	77 - 80 - 35	.492
George "Punch" Imlach - 10/70 to 1/72	119	32 - 65 - 25	.378
Craig Ramsay - 11/86 to 12/86	21	4 - 15 - 2	.238

ALL-TIME COACHING RECORDS OF SABRES IN PLAYOFFS

COACH	GAMES	WON-LOST-TIED	PCT.
Scott Bowman - 1980, 1982, 1983, 1984 & 1985	36	18 - 18	.500
Floyd Smith - 1975, 1976, 1977	32	16 - 16	.500
Roger Neilson - 1981	8	4 - 4	.500
Marcel Pronovost - 1978	8	3 - 5	.375
Rick Dudley - 1990	6	2 - 4	.333
Joe Crozier - 1973	6	2 - 4	.333
Billy Inglis - 1979	3	1 - 2	.333
Ted Sator - 1988, 1989	11	3 - 8	.273

JOHN VAN BOXMEER

ASSOCIATE COACH



It took some time for John Van Boxmeer to reach Buffalo during his days as a player. The same was true as a coach. Van Boxmeer moved up to the Sabres when he was named an assistant coach under Rick Dudley this past August. The former defenseman "traded" jobs with Don Lever.

Van Boxmeer coached five full seasons and part of a sixth in Rochester. That's the longest continuous stretch in Amerk coaching history. He won a Calder Cup in one of those seasons (1986-87), and guided the Amerks to the finals again last season. Van Boxmeer had 226 career wins in Rochester, only 35 behind Joe Crozier's record.

The long-time NHL defenseman received his coaching start in the Sabres' organization during the 1984-85 season when he was named an assistant coach under Jim Schoenfeld in Rochester. When Schoenfeld returned to the active ranks with the Sabres in December of that year, Van Boxmeer was named interim coach.

Van Boxmeer's career coaching record in the AHL was 226-177-46 (.554 winning percentage). He, Crozier and Mike Keenan are the only Amerk coaches to win AHL championships.

The former high-scoring defenseman started his professional career in Montreal, as the Canadiens selected him in the first round of the 1972 Entry Draft. Van Boxmeer also played with Colorado and Quebec in addition to Buffalo. He enjoyed four productive seasons with the Sabres, registering a career-high 69 points in 1980-81. (That was a Sabre record for points by a defenseman until Phil Housley scored 70 in 1988-89.) Van Boxmeer was selected to take part in the 1982 NHL All-Star Game. He had 54 assists in 1982-83. Van Boxmeer earned a Stanley Cup ring as a member of the Canadiens in 1975-76.


John and his wife, Judy, have a daughter, Ashley Marie, and a son, Henry Gerald.

PLAYING RECORD

SEASON	CLUB	LEAGUE	REGULAR SEASON				PLAYOFFS					
			GP	G	A	PTS	PIM	GP	G	A	PTS	PIM
1972-73	Nova Scotia	AHL	76	5	29	34	139	13	1	6	7	26
1973-74	Nova Scotia	AHL	47	8	20	28	78	—	—	—	—	—
	Montreal	NHL	20	1	4	5	18	1	0	0	0	0
1974-75	Montreal	NHL	9	0	2	2	0	—	—	—	—	—
	Nova Scotia	AHL	43	4	13	17	68	6	1	3	4	9
1975-76	Montreal	NHL	46	6	11	17	31	—	—	—	—	—
1976-77	Montreal	NHL	4	0	1	1	0	—	—	—	—	—
	Colorado	NHL	41	2	11	13	32	—	—	—	—	—
1977-78	Colorado	NHL	80	12	42	54	87	2	0	1	1	2
1978-79	Colorado	NHL	76	9	34	43	46	—	—	—	—	—
1979-80	Buffalo	NHL	80	11	40	51	55	14	3	5	8	12
1980-81	Buffalo	NHL	80	18	51	69	69	8	1	8	9	7
1981-82	Buffalo	NHL	69	14	54	68	62	4	0	1	1	6
1982-83	Buffalo	NHL	65	6	21	27	53	9	1	0	1	10
1983-84	Quebec	NHL	18	5	3	8	12	—	—	—	—	—
	Fredericton	AHL	45	10	34	44	48	7	2	5	7	8
1984-85	Rochester	AHL	2	0	0	0	2	—	—	—	—	—
NHL TOTALS			588	84	274	358	465	38	5	15	20	37
TOTALS AS A SABRE			294	49	166	215	239	35	5	14	19	35

JOHN TORTORELLA

ASSISTANT COACH



John Tortorella will remember 1989-90 as the season that his dream of reaching the National Hockey League came true. He doesn't care that it took a little longer than he thought and that it was as a coach instead of a player. Tortorella climbed through college, minor league and European hockey to arrive in Buffalo.

The Sabre assistant coach grew up in the Boston area, started his college career at Salem State College and then transferred to the University of Maine. There Tortorella won three letters and was a two-time ECAC All-Star. After some time in Sweden, he played in the Atlantic Coast Hockey League for such teams as Virginia, Hampton Roads and Erie. Sabres Coach Rick Dudley was a coach for Carolina in the ACHL during that time. Tortorella was Virginia's top scorer during the 1985-86 season.

In 1986, he was named General Manager and Head Coach of the Virginia Lancers of the ACHL. In two years he had an 87-31 record, and won the league championship and coach of the year honors both times. In 1988, Tortorella worked as an assistant coach for the Fort Wayne Comets during the International Hockey League playoffs. Then Dudley hired him to be his assistant in New Haven in 1988, and he brought Tortorella along when Dudley was hired as the Sabres' coach.

Tortorella works on conditioning, team and game analysis and practice planning. He also watches games from the press box and communicates his views via two-way radio.

John and his wife Chris have two children, Brittany and Dominick. The family lives in East Amherst.

ALL-TIME COACHING RECORDS OF THE SABRES

COACH	GAMES	WON-LOST-TIED	PCT.
Floyd Smith - 5/74 to 5/77	241	143 - 62 - 36	.668
Roger Neilson - 10/80 to 5/81	80	39 - 20 - 21	.618
Rick Dudley - 10/89 to present	80	45 - 27 - 8	.613
Marcel Pronovost - 10/77 to 12/78	104	52 - 29 - 23	.611
Scott Bowman - 6/79 to 5/80 - 10/81 to 12/81 - 3/82 to 5/85 - 1/86 to 11/86	404	210 - 134 - 60	.594
Billy Inglis - 12/78 to 6/79	56	28 - 18 - 10	.589
Jim Roberts - 12/81 to 3/82	45	21 - 16 - 8	.555
Ted Sator - 12/86 to 4/89	207	96 - 89 - 22	.517
Jim Schoenfeld - 6/85 to 1/86	43	19 - 19 - 5	.500
Joe Crozier - 1/72 to 5/74	192	77 - 80 - 35	.492
George "Punch" Imlach - 10/70 to 1/72	119	32 - 65 - 25	.378
Craig Ramsay - 11/86 to 12/86	21	4 - 15 - 2	.238

ALL-TIME COACHING RECORDS OF SABRES IN PLAYOFFS

COACH	GAMES	WON-LOST-TIED	PCT.
Scott Bowman - 1980, 1982, 1983, 1984 & 1985	36	18 - 18	.500
Floyd Smith - 1975, 1976, 1977	32	16 - 16	.500
Roger Neilson - 1981	8	4 - 4	.500
Marcel Pronovost - 1978	8	3 - 5	.375
Rick Dudley - 1990	6	2 - 4	.333
Joe Crozier - 1973	6	2 - 4	.333
Billy Inglis - 1979	3	1 - 2	.333
Ted Sator - 1988, 1989	11	3 - 8	.273

CRAIG RAMSAY

ASSISTANT TO THE GENERAL MANAGER



Craig Ramsay spent 14 seasons playing for the Buffalo Sabres, and he's working on matching that record in the front office.

In his current role, Ramsay keeps track of the players who have been drafted by the Sabres but who have not become professional players yet. He travels throughout North America, keeping up with players in Canadian junior leagues and in American colleges. Ramsay assists General Manager Gerry Meehan in a variety of other roles, such as the team's schedule and travel arrangements. He also is very active in the team's Alumni Association.

The former left winger was Buffalo's second round draft choice in 1971. After a brief stay at the team's farm club in Cincinnati, Ramsay was recalled after the retirement of Dick Duff. He stayed through the 1984-85 season. He was a player-assistant coach in his final campaign, and he capped his career by winning the Frank Selke Trophy as the league's top defensive forward.

Ramsay retired to concentrate on his duties as assistant coach in the fall of the 1985. He stayed in that post until November, 1986, when he was named Buffalo's head coach. Ramsay was shifted to the front office in December, 1986 as part of a reorganization by General Manager Gerry Meehan. He was named Assistant to the General Manager this past off-season.

PLAYING RECORD

SEASON	CLUB	LEAGUE	REGULAR SEASON					PLAYOFFS				
			GP	G	A	PTS	PIM	GP	G	A	PTS	PIM
1969-70	Peterborough	OHL	54	27	41	68	18	—	—	—	—	—
1970-71	Peterborough	OHL	58	30	76	106	25	—	—	—	—	—
1971-72	Cincinnati	AHL	19	5	7	12	4	—	—	—	—	—
	Buffalo	NHL	57	6	10	16	0	—	—	—	—	—
1972-73	Buffalo	NHL	76	11	17	28	15	6	1	1	2	0
1973-74	Buffalo	NHL	78	20	26	46	0	—	—	—	—	—
1974-75	Buffalo	NHL	80	26	38	64	26	17	5	7	12	2
1975-76	Buffalo	NHL	80	22	49	71	34	9	1	2	3	2
1976-77	Buffalo	NHL	80	20	41	61	20	6	0	4	4	0
1977-78	Buffalo	NHL	80	28	43	71	18	8	3	1	4	9
1978-79	Buffalo	NHL	80	26	31	57	10	3	1	0	1	2
1979-80	Buffalo	NHL	80	21	39	60	18	10	0	6	6	4
1980-81	Buffalo	NHL	80	24	35	59	12	8	2	4	6	4
1981-82	Buffalo	NHL	80	16	35	51	8	4	1	1	2	0
1982-83	Buffalo	NHL	64	11	18	29	7	10	2	3	5	4
1983-84	Buffalo	NHL	76	9	17	26	17	3	0	1	1	0
1984-85	Buffalo	NHL	79	12	21	33	16	5	1	1	2	0
NHL TOTALS			1070	252	420	672	201	89	17	31	48	27
TOTALS AS A SABRE			1070	252	420	672	201	89	17	31	48	27

DON LUCE

DIRECTOR OF PLAYER PERSONNEL



It's Don Luce's job to try to find the next generation of Buffalo Sabres. If he's lucky, maybe he'll find some Don Luce-types out there.

Don works with Chief Scout Rudy Migay and the rest of the team's scouting staff during the course of the season. Together they search Canadian junior leagues, American high schools and colleges and European leagues in search of promising young players.

Luce has been with the Sabres almost from the beginning of the franchise. He was acquired with current Buffalo broadcaster Mike Robitaille from Detroit for Joe Daley in 1971. As a Sabre, Luce bloomed into one of the finest two-way players in the league.

Luce's best professional season came in 1974-75, when he had 33 goals and 43 assists for 76 points. The center won the Masterton Trophy that season. He and Craig Ramsay ranked as two of the league's best penalty-killers throughout the 1970's.

After a trade to Los Angeles, Luce went on to play for Toronto when he retired in the 1981-82 season. He rejoined the Sabres' organization in 1984, and worked on special assignments and American scouting before taking his current role in 1987. Luce was given his current title this past summer.

PLAYING RECORD

SEASON	CLUB	LEAGUE	REGULAR SEASON					PLAYOFFS				
			GP	G	A	PTS	PIM	GP	G	A	PTS	PIM
1968-69	Omaha	CHL	72	22	34	56	56	7	3	4	7	11
1969-70	Omaha	CHL	64	22	35	57	82	2	1	2	3	4
	N.Y. Rangers	NHL	12	1	2	3	8	5	0	1	1	4
1970-71	N.Y. Rangers	NHL	9	0	1	1	0	—	—	—	—	—
	Detroit	NHL	58	3	11	14	18	—	—	—	—	—
1971-72	Buffalo	NHL	78	11	8	19	38	—	—	—	—	—
1972-73	Buffalo	NHL	78	18	25	43	32	6	1	1	2	2
1973-74	Buffalo	NHL	75	26	30	56	44	—	—	—	—	—
1974-75	Buffalo	NHL	80	33	43	76	45	16	5	8	13	19
1975-76	Buffalo	NHL	77	21	49	70	42	9	4	3	7	6
1976-77	Buffalo	NHL	80	26	43	69	16	6	3	1	4	2
1977-78	Buffalo	NHL	78	26	35	61	24	8	0	2	2	6
1978-79	Buffalo	NHL	79	26	35	61	14	3	1	1	2	0
1979-80	Buffalo	NHL	80	14	29	43	30	14	3	3	6	11
1980-81	Buffalo	NHL	61	15	13	28	19	—	—	—	—	—
	Los Angeles	NHL	10	1	0	1	2	4	0	2	2	2
1981-82	Toronto	NHL	39	4	4	8	32	—	—	—	—	—
NHL TOTALS			894	225	328	553	364	71	17	22	39	52
TOTALS AS A SABRE			766	216	310	526	304	62	17	19	36	46



30 GAME HOME ICE ADVANTAGE

Thursday	October	4	7:30 PM	Montreal Canadiens
Friday	October	19	7:30 PM	Pittsburgh Penguins
Wednesday	October	31	7:30 PM	Boston Bruins
Sunday	November	4	7:00 PM	Calgary Flames
Wednesday	November	21	7:30 PM	N.Y. Rangers
Friday	November	23	7:30 PM	Edmonton Oilers
Friday	December	7	7:30 PM	Hartford Whalers
Sunday	December	9	7:00 PM	Boston Bruins
Friday	December	14	7:00 PM	Pittsburgh Penguins
Sunday	December	23	7:00 PM	Quebec Nordiques
Wednesday	December	26	7:30 PM	Boston Bruins
Friday	December	28	7:30 PM	Chicago Black Hawks
Monday	December	31	7:30 PM	Philadelphia Flyers
Friday	January	4	7:30 PM	Winnipeg Jets
Wednesday	January	16	7:30 PM	Detroit Red Wings
Tuesday	January	22	7:30 PM	Boston Bruins
Sunday	January	27	2:00 PM	Calgary Flames
Sunday	February	3	7:00 PM	Edmonton Oilers
Wednesday	February	6	7:30 PM	St. Louis Blues
Friday	February	8	7:30 PM	Los Angeles Kings
Friday	February	15	7:30 PM	Montreal Canadiens
Sunday	February	17	7:00 PM	Toronto Maple Leafs
Sunday	February	24	7:00 PM	Hartford Whalers
Friday	March	8	7:30 PM	Chicago Black Hawks
Sunday	March	10	7:00 PM	Vancouver Canucks
Sunday	March	17	7:00 PM	Hartford Whalers
Wednesday	March	20	7:30 PM	Montreal Canadiens
Sunday	March	24	2:00 PM	Philadelphia Flyers
Thursday	March	28	7:30 PM	Quebec Nordiques
Sunday	March	31	7:00 PM	Washington Capitals

CHECK YOUR LOCAL CABLE LISTING FOR CHANNEL LOCATION

HOCKEY DEPARTMENT



RUDY MIGAY
Director of Scouting



JOE CROZIER
Coordinator of Minor League
Professional Development



DON BARRIE
Scout



JACK BOWMAN
Scout



LARRY CARRIERE
Scout



DENNIS McIVOR
Scout



PAUL MERRITT
Scout



MIKE RACICOT
Scout



FRANK ZYWIEG
Scout



JIM PIZZUTELLI
Head Athletic Trainer



RIP SIMONICK
Trainer



JOHN ALLAWAY
Equipment Supervisor

THE STAFF



DON ANGELO
Director of Sales - NFSN



OLIVE ANTICOLA
Receptionist



BUDD BAILEY
Director of Information



KEN BASS
Information Manager -
Hockey Department



SALLY LIPPERT
Accounting



JOHN LIVSEY
Marketing Associate



GERRY MAGILL
Staff Assistant



EVELYN BATTLESON
Receptionist



BARBARA BLENDOWSKI
Secretary - Communications
& Public Relations



DEBBIE BONNER
Administrative Asst. to
General Manager



DR. JOHN BUTSCH
Team Doctor



STAN MAKOWSKI
Director of Community
Relations and Promotions



CAROL MCHUGH
Administrative Assistant



JOHN MICKLER
Director of Amateur
Hockey Development



JENNIFER NAPPO
Ticket Office



ROBERT DANAR
Accounting



TED DARLING
Voice of the Sabres



DAN DIPOFI
Controller



STEVE DONNER
Director of Sales



MELISSA NITKOWSKI
Accounting



JEFFREY PICKEL
Director of Event Sales



STEVE ROSSI
Director of Media Relations



BOB RUSSELL
Marketing Associate



CYNDI DYLL
Secretary - Hockey
Department



JOHN GURTLER
Director of Public Relations



BIRGID HAENSEL
Accounting



CHRIS IVANSITZ
Accounting



CHERYL SCHOENTHALER
Secretary - Marketing



ANN MARIE SEAMAN
Secretary - Marketing



JOHN SINCLAIR
Assistant Ticket Manager



CARM TRAMONT
Secretary - Finance



DR. PETER JAMES
Orthopedic Consultant



MARY JONES
Accounting



MIKE KAMINSKA
Merchandise Manager



BRUCE WAWRZYNIAK
Ticket Office



VERNA WOJCIK
Administrative Assistant




PAUL WIELAND
Director of Communications



*Buffalo's
Choice*

THE PLAYERS



BUFFALO SABRES' TRAINING CAMP ROSTER

FORWARDS	POS	HGT	WGT	S	BIRTHPLACE	DATE	89-90 TEAM	G	A	PTS
Andrychuk, Dave	LW	6-3	220	R	Hamilton, Ont.	9-29-63	Buffalo	40	42	82
Audette, Donald	RW	5-8	177	R	Laval, Quebec	9-23-69	Rochester	42	46	88
Boyes, Ian	LW	5-8	177	R	St. Laurent, Que.	1-24-68	Unavail.	—	—	—
Corkum, Bob	RW	6-2	215	R	Salisbury, Mass.	12-18-67	Rochester	8	11	19
de Carle, Mike	LW	6-0	200	L	Covina, Calif.	8-20-66	Phoe./Ft.W.	9	9	18
Donnelly, Mike	LW	5-11	185	L	Detroit, Mich.	10-10-63	Rochester	43	55	98
Foligno, Mike	RW	6-2	195	R	Sudbury, Ontario	1-29-59	Buffalo	15	25	40
Gage, Jody	RW	6-0	190	R	Toronto, Ontario	11-29-59	Rochester	45	38	83
Guay, Francois	C	6-0	190	L	Gatineau, Quebec	6-8-68	Rochester	28	35	63
Harman, Mike	LW	6-0	198	L	Detroit, Mich.	2-7-67	Buffalo	11	10	21
Hawerchuk, Dale	C	5-11	185	L	Toronto, Ontario	4-4-63	Winnipeg	26	55	81
Hoque, Benoit	C	5-10	190	L	Repentigny, Que.	10-28-66	Buffalo	11	7	18
Hulton, Dwayne	C	5-11	175	L	Edmonton, Alta.	4-18-65	D.N.P.	—	—	—
Jackson, Jim	RW	5-8	185	R	Oshawa, Ont.	2-1-60	Rochester	16	37	53
Kerr, Kevin	RW	5-10	190	R	North Bay, Ont.	9-18-67	Rochester	8	1	1
Loewen, Darcy	LW	5-10	185	L	Calgary, Alberta	2-26-69	Rochester	7	11	18
Ludzik, Steve	C	5-11	185	L	Toronto, Ontario	4-3-62	Rochester	25	29	54
MacVicar, Andrew	LW	6-1	195	L	Dartmouth, N.S.	3-12-69	Sudbury	12	16	28
May, Brad	LW	6-0	200	R	Toronto, Ontario	11-29-71	Niagara Falls	32	58	90
McCrony, Scott	C	5-10	185	R	Sudbury, Ontario	2-27-67	Rochester	14	41	55
Metcalfe, Scott	LW	6-0	200	L	Toronto, Ontario	1-6-67	Rochester	12	17	29
Mogilny, Alexander	LW	5-11	195	L	Khabarovsk, USSR	2-18-69	Buffalo	15	28	43
Molloy, Mitch	LW	6-3	212	L	Red Lake, Ontario	10-10-66	Roch./Johns.	11	11	22
Naud, Sylvain	RW	5-10	188	R	Lachine, Quebec	3-29-70	Laval	55	40	95
Nelson, John	C	5-10	174	L	Scarborough, Ont.	7-9-69	Ham./King.	22	36	58
Prestlay, Ken	C	5-10	190	L	Richmond, B.C.	8-24-67	Buffalo	7	7	14
Ray, Robert	LW	6-0	210	L	Stirling, Ont.	6-8-68	Roch./Buff.	4	14	18
Rubachuk, Brad	C	5-11	173	L	Winnipeg, Manit.	6-11-70	Lehighridge	37	36	73
Ruutu, Christian	C	5-11	190	L	Lappeen., Finland	2-20-64	Buffalo	19	41	60
Savage, Joel	RW	5-11	205	R	Surrey, B.C.	12-25-69	Rochester	6	7	13

Shannon, Darrin	LW	6-2	200	L	Barrie, Ontario	12-8-69	Roch./Buff.	22	30	52
Snuggerd, Dave	RW	6-0	190	L	Minnetonka, Minn.	6-20-66	Buffalo	14	16	30
Tkachuk, Grant	LW	5-10	180	L	L. La Biche, Alb.	9-24-68	Phoenix	17	23	40
Tucker, John	C	6-0	200	R	Windsor, Ontario	9-29-64	Buff./Wash.	10	21	31
Turgeon, Pierre	C	6-1	203	L	Rouyn, Quebec	8-28-69	Buffalo	40	66	106
Vaive, Rick	RW	6-1	200	R	Ottawa, Ontario	5-14-59	Buffalo	29	19	48
Winch, Jason	LW	6-1	203	L	Listowel, Ontario	5-23-71	Niagara Falls	31	63	94

DEFENSEMEN	POS	HGT	WGT	S	BIRTHPLACE	DATE	89-90 TEAM	G	A	PTS
Anderson, Shawn	D	6-1	200	L	Montreal, Quebec	2-7-68	Buff./Roch.	3	19	22
Basaggio, Dave	D	6-3	186	L	Niagara Falls, Ont.	10-28-67	Rochester	3	15	18
Bodger, Doug	D	6-2	210	L	Chenaiamus, B.C.	6-18-66	Buffalo	12	36	48
Brown, Greg	D	5-11	180	R	Hartford, Conn.	3-7-68	Buffalo	5	35	40
DeGray, Dale	D	6-0	200	R	Oshawa, Ontario	9-1-63	Boston Coll.	8	35	43
Haller, Kevin	D	6-2	183	L	Trochu, Alta.	12-5-70	Rochester	16	37	53
Hofford, Jim	D	6-0	205	R	Sudbury, Ontario	10-4-64	Rochester	1	9	10
Kennedy, Dean	D	6-2	190	R	Redver, Sask.	1-18-63	Buffalo	2	12	14
Krupp, Uwe	D	6-6	235	R	Cologne, W.Germ.	6-24-65	Buffalo	3	20	23
LeMay, Grant	D	6-2	200	L	Winnipeg, Manit.	11-19-61	Buffalo	2	13	15
McSween, Don	D	5-11	195	L	Detroit, Michigan	6-9-64	Rochester	16	43	59
Miller, Brad	D	6-4	220	L	Edmonton, Alberta	7-23-69	Rochester	2	10	12
Ramsay, Mike	D	6-3	195	L	Minneapolis, Min.	12-3-60	Buffalo	4	21	25
Smith, Steve	D	5-9	215	L	Trenton, Ontario	4-4-63	Rochester	3	15	18
Sutton, Ken	D	6-0	195	L	Edmonton, Alta.	5-11-69	Rochester	5	14	19
Wells, Jay	D	6-1	210	L	Paris, Ontario	5-18-59	Phila./Buf.	3	17	20

GOALTENDERS	POS	HGT	WGT	G	BIRTHPLACE	DATE	89-90 TEAM	GP	MIN	GAA
Bojcuin, Todd	G	5-9	151	L	Toronto, Ontario	4-13-70	Peterborough	41	2345	3.20
Litman, David	G	6-0	172	L	Cranston, R.I.	6-13-67	Rochester	14	681	3.26
Malaruchuk, Clint	G	6-0	187	L	Gran. Prairie, Al.	5-1-61	Buffalo	29	1596	3.35
Puppa, Daren	G	6-3	205	R	Kirk Lake, Ont.	3-23-65	Buffalo	56	3241	2.89
Wakulak, Darcy	G	5-11	180	L	Pin. Creek, Alta.	3-14-66	Rochester	55	2095	3.35

GENERAL MANAGER: Gerry Meehan
HEAD COACH: Rick Dudley
ASSOCIATE COACH: John Van Boxmeer

ASSISTANT COACH: John Tortorella
HEAD ATHLETIC TRAINER: Jim Pizzuelli
ATHLETIC TRAINER: Rip Simonick

S - Shoots
 C - Catches

DAVE ANDREYCHUK



HOW ACQUIRED

First round draft choice (16th overall) of the Sabres in 1982.

1989-90

Had perhaps his finest all-around season in the NHL...His 40 goals was a career-high and tied Pierre Turgeon for the team lead...Second on the team in scoring...His 18 power play goals led the team and was tied for fourth on the Sabres' all-time one season list...Was third in the NHL in first goals with 10...Had a hat trick Mar. 27 at Detroit...Led the team in scoring in the playoffs, and his four assists on Apr. 11 tied a club playoff record...Had a goal in the NHL All-Star Game in Pittsburgh...The Sabres' Met Life Player of the Month for March...Had 21 multiple point games...Games Missed to Injury: 7.

CAREER


Is sixth on the Sabres' all-time scoring list...Is sixth in Sabre history in goals, seventh in assists and third in power-play goals...Led the club in scoring for three straight seasons (1986-86 to 1987-88)...Has had five 30-goal seasons...Has led the club in goal-scoring three times...Had five goals against the Bruins in Boston on Feb. 6, 1986, a club record...Set record for Sabre left wingers with 51 assists during 85-86 season...Scored a goal in his first NHL game (Oct. 6, 1982).

89-90 MILESTONES

Played in his 500th Sabre/NHL game on Nov. 22...Scored his 500th Sabre/NHL point on Dec. 10...Had his 300th Sabre/NHL assist on Feb. 18.

PERSONAL

Single...Spends some of his summer watching the Buffalo Bisons baseball team at Pilot Field.



25 LEFT WING

BORN: Hamilton, Ontario
September 29, 1963

HEIGHT: 6'3"

WEIGHT: 220


SHOOTS: Right

LAST AMATEUR CLUB:
Oshawa Generals

PLAYING RECORD

SEASON	CLUB	LEAGUE	REGULAR SEASON					PLAYOFFS				
			GP	G	A	PTS	PIM	GP	G	A	PTS	PIM
1980-81	Oshawa	OHL	67	22	22	44	80	10	3	2	5	20
1981-82	Oshawa	OHL	67	57	43	100	71	3	1	4	5	16
1982-83	Oshawa	OHL	14	8	24	32	6	—	—	—	—	—
	Buffalo	NHL	43	14	23	37	16	4	1	0	1	4
1983-84	Buffalo	NHL	78	38	42	80	42	2	0	1	1	2
1984-85	Buffalo	NHL	64	31	30	61	54	5	4	2	6	4
1985-86	Buffalo	NHL	80	36	51	87	61	—	—	—	—	—
1986-87	Buffalo	NHL	77	25	48	73	46	—	—	—	—	—
1987-88	Buffalo	NHL	80	30	48	78	112	6	2	4	6	0
1988-89	Buffalo	NHL	56	28	24	52	40	5	0	3	3	0
1989-90	Buffalo	NHL	73	40	42	82	42	6	2	5	7	2
NHL TOTALS			551	242	308	550	413	28	9	15	24	12
TOTALS AS A SABRE			551	242	308	550	413	28	9	15	24	12

DOUG BODGER



HOW ACQUIRED

Came to the Sabres with Darrin Shannon on November 11, 1988 in a trade with Pittsburgh for Tom Barrasso and a third round draft choice in 1990 (Joe Dziedzic).

1989-90

Completed his first full season on the Sabres' blueline, and looks like he'll be there for several seasons to come...Second among Sabre defensemen in scoring...Eight of his 12 goals came on the power play...Had a goal and three assists vs. Los Angeles on Mar. 14; the four points are a Buffalo career-high...Had 30 points in 36 home games...Finished the playoffs on a four game scoring streak, as he was tied for second on the team in scoring in the post-season...Has never had a major penalty in the regular season as a Sabre... Had 11 multiple point games...Games Missed to Injury: 9.

CAREER


First round draft choice (ninth overall) of the Penguins in 1984...Ranks 42nd on the Sabres' all-time scoring list...His Kamloops team won the WHL championship in 1984...Was on the WHL's second all-star team in 1982-83 and the league's first all-star team in 1983-84...Played for Canada in the 1987 and 1989 World Championships...His 40 assists in 1988-89 is the eighth-highest one season total ever recorded by a Sabre defenseman.

89-90 MILESTONES

Played in his 100th game as a Sabre Jan. 19...Played in his 400th NHL game on Jan. 23...Recorded his 200th NHL assist on Feb. 23.

PERSONAL

He and his wife Tracey have a son, Ryne...Spent some of the off-season in British Columbia relaxing and fixing his summer house...Says Hawaii is his favorite vacation spot.



8 DEFENSE

BORN: Chemainus, B.C.
June 18, 1966

HEIGHT: 6'2"

WEIGHT: 210


SHOOTS: Left

LAST AMATEUR CLUB:
Kamloops Junior Oilers

PLAYING RECORD

SEASON	CLUB	LEAGUE	REGULAR SEASON					PLAYOFFS				
			GP	G	A	PTS	PIM	GP	G	A	PTS	PIM
1982-83	Kamloops	WHL	72	26	66	92	98	7	0	5	5	2
1983-84	Kamloops	WHL	70	21	77	98	90	17	2	15	17	12
1984-85	Pittsburgh	NHL	65	5	26	31	67	—	—	—	—	—
1985-86	Pittsburgh	NHL	79	4	33	37	63	—	—	—	—	—
1986-87	Pittsburgh	NHL	76	11	38	49	52	—	—	—	—	—
1987-88	Pittsburgh	NHL	69	14	31	45	103	—	—	—	—	—
1988-89	Pittsburgh	NHL	10	1	4	5	7	—	—	—	—	—
	Buffalo	NHL	61	7	40	47	52	5	1	1	2	11
1989-90	Buffalo	NHL	71	12	36	48	64	6	1	5	6	6
NHL TOTALS			431	54	208	262	408	11	2	6	8	17
TOTALS AS A SABRE			132	19	76	95	116	11	2	6	8	17

MIKE FOLIGNO



HOW ACQUIRED

Came to the Sabres with Dale McCourt and Brent Peterson on December 2, 1981 in a trade with Detroit for Jim Schoenfeld, Derek Smith and Danny Gare.

1989-90

Had his streak of 10 straight 20+ goal seasons snapped, due in part to a broken thumb suffered in mid-February...Became the Sabres' all-time leader in penalty minutes on Feb. 18, passing teammate Larry Playfair...Had 26 points in 31 home games...Third on the team in plus/minus at +13...Had eight multiple point games...Games Missed to Injury: 19.

CAREER


First round draft choice (third overall) of the Red Wings in 1979...Is fifth in Sabre history in goals, eighth in assists and eighth in points...A first team all-star and league scoring leader in the Ontario Hockey League in 1978-79...Second to Ray Bourque in voting for rookie of the year in 1980...Played for Canada in World Championships in 1987...Shared the Star of Stars Trophy with Phil Housley in 1986-87...Has won the Frank Eddolls Memorial Trophy as the most popular player on the team five times...Was named captain of the team on Feb. 15, 1989.

89-90 MILESTONES

Played his 600th game as a Sabre on Dec. 3...Played in his 800th NHL game on Jan. 7...Scored his 500th point as a Sabre on Mar. 27...

PERSONAL

Wife, Janis, and children Cara, Lisa and Nicholas live in Clarence...Janis is the niece of former Rangers' goalie Ed Giacomin...One of the most active Sabres in community work.



17 RIGHT WING

BORN: Sudbury, Ontario
January 29, 1959

HEIGHT: 6'2"

WEIGHT: 195


SHOOTS: Right

LAST AMATEUR CLUB:
Sudbury Wolves

PLAYING RECORD

SEASON	CLUB	LEAGUE	REGULAR SEASON					PLAYOFFS				
			GP	G	A	PTS	PIM	GP	G	A	PTS	PIM
1977-78	Sudbury	OHL	67	47	39	86	112	—	—	—	—	—
1978-79	Sudbury	OHL	68	65	85	150	98	10	5	5	10	14
1979-80	Detroit	NHL	80	36	35	71	109	—	—	—	—	—
1980-81	Detroit	NHL	80	28	35	63	210	—	—	—	—	—
1981-82	Detroit	NHL	26	13	13	26	28	—	—	—	—	—
	Buffalo	NHL	56	20	31	51	149	4	2	0	2	9
1982-83	Buffalo	NHL	66	22	25	47	135	10	2	3	5	39
1983-84	Buffalo	NHL	70	32	31	63	151	3	2	1	3	19
1984-85	Buffalo	NHL	77	27	29	56	154	5	1	3	4	12
1985-86	Buffalo	NHL	79	41	39	80	168	—	—	—	—	—
1986-87	Buffalo	NHL	75	30	29	59	176	—	—	—	—	—
1987-88	Buffalo	NHL	74	29	28	57	220	6	3	2	5	31
1988-89	Buffalo	NHL	75	27	22	49	156	5	3	1	4	21
1989-90	Buffalo	NHL	61	15	25	40	99	6	0	1	1	12
NHL TOTALS			819	320	342	662	1755	39	13	11	24	143
TOTALS AS A SABRE			633	243	259	502	1408	33	13	11	24	143

MIKE HARTMAN



HOW ACQUIRED

Seventh round draft choice (131st overall) of the Sabres in 1986.

1989-90


Continued to develop as an offensive player, setting career-highs in the three major categories...An nagging ankle injury slowed his progress a bit...Led the team in penalty minutes for the second straight season; the 211 minute total was the fifth-highest in Sabre history...Had three multiple point games... Games Missed to Injury: 20.

CAREER

Holds the team record for penalty minutes in a season (316 in 1988-89)... Is tied for seventh on the Sabres' all-time list of penalty minute leaders... Had the ninth-highest penalty minute total by a Sabre rookie in history with 90 in 1987-88...Was named Rochester's Most Improved Player after the 1987-88 season...A member of the US Junior National Team which played in Czechoslovakia in December, 1986.

PERSONAL

Mike is single and attended school in his home state of Michigan in the off-season...His father is the team photographer for the Detroit Red Wings...Considers Patrick Roy the best opposing goaltender in the NHL.



20 LEFT WING

BORN: Detroit, Michigan
February 7, 1967

HEIGHT: 6'0"

WEIGHT: 198


SHOOTS: Left

LAST AMATEUR CLUB:
North Bay Centennials

PLAYING RECORD

SEASON	CLUB	LEAGUE	REGULAR SEASON				PLAYOFFS						
			GP	G	A	PTS	PIM	GP	G	A	PTS	PIM	
1984-85	Belleville	OHL	49	13	12	25	119	—	—	—	—	—	—
1985-86	North Bay	OHL	57	23	17	40	217	—	—	—	—	—	—
1986-87	Buffalo	NHL	17	3	3	6	69	—	—	—	—	—	—
	North Bay	OHL	32	15	24	39	144	—	—	—	—	—	—
1987-88	Rochester	AHL	57	13	14	27	283	4	1	0	1	22	
	Buffalo	NHL	18	3	1	4	90	6	0	0	0	35	
1988-89	Buffalo	NHL	70	8	9	17	316	5	0	0	0	34	
1989-90	Buffalo	NHL	60	11	10	21	211	6	0	0	0	18	
NHL TOTALS			165	25	23	48	686	17	0	0	0	87	
TOTALS AS A SABRE			165	25	23	48	686	17	0	0	0	87	

DALE HAWERCHUK



HOW ACQUIRED

Came to the Sabres with a first round draft choice in 1990 (Brad May) on June 16, 1990 in a trade with Winnipeg for Phil Housley, Scott Arniel, Jeff Parker and a first round draft choice in 1990 (Keith Tkachuk).

1989-90

Led the Jets in scoring with 81 points...Had five assists against Los Angeles on Mar. 4; four came in the same period...Scored points in 12 straight games between Jan. 4 and Jan. 27 (10-12-22)...Had 20 multiple point games.

CAREER


First round draft choice (first overall) of the Jets in 1981...The Canadian Major Junior Player of the Year and the QMJHL Player of the Year in 1981 while playing for Cornwall. He and ex-Sabre Scott Arniel were teammates for the Royals...Won the Calder Trophy as the NHL's Rookie of the Year in 1982...Had five assists in one period vs. Los Angeles on Mar. 6, 1984, an NHL record...Runner-up for the Hart Memorial Trophy and selected to the NHL Second All-Star team in 1985...Was a member of Team Canada in the 1987 Canada Cup; he was selected as the outstanding player in the final game against the Soviet Union...Captained Team Canada to a silver medal in the 1989 World Championships.

89-90 MILESTONES

Played in his 700th NHL game on Mar. 2 vs. Los Angeles...Scored his 900th NHL point on Jan. 31 vs. Toronto...Recorded his 500th NHL assist on Oct. 20 vs. Chicago.

PERSONAL

He and his wife Crystal have one son, Eric-Edward...Likes to golf in the off-season.



10 CENTER

BORN: Toronto, Ontario
April 4, 1963

HEIGHT: 5'11"

WEIGHT: 185

SHOOTS: Left

LAST AMATEUR CLUB:
Cornwall Royals

PLAYING RECORD

SEASON	CLUB	LEAGUE	GP	REGULAR SEASON				PIM	PLAYOFFS				PIM
				G	A	PTS	PIM		GP	G	A	PTS	
1979-80	Cornwall	QMJHL	72	37	66	103	21	18	20	25	45	0	
1980-81	Cornwall	QMJHL	72	81	102	183	69	19	15	20	35	8	
1981-82	Winnipeg	NHL	80	45	58	103	47	4	1	7	8	5	
1982-83	Winnipeg	NHL	79	40	51	91	31	3	1	4	5	8	
1983-84	Winnipeg	NHL	80	37	65	102	73	3	1	1	2	0	
1984-85	Winnipeg	NHL	80	53	77	130	74	3	2	1	3	4	
1985-86	Winnipeg	NHL	80	46	59	105	44	3	0	3	3	0	
1986-87	Winnipeg	NHL	80	47	53	100	52	10	5	8	13	4	
1987-88	Winnipeg	NHL	80	44	77	121	59	5	3	4	7	16	
1988-89	Winnipeg	NHL	75	41	55	96	28	—	—	—	—	—	
1989-90	Winnipeg	NHL	79	26	55	81	60	7	3	5	8	2	
NHL TOTALS			713	379	550	929	468	38	16	33	49	39	
TOTALS AS A SABRE			0	0	0	0	0	0	0	0	0	0	

BENOIT HOGUE



HOW ACQUIRED

Second round draft choice (35th overall) of the Sabres in 1985.

1989-90

Never really got going during the course of the season, thanks to a variety of injuries...Broke his cheekbone five games into the season and missed 20 contests...After missing the last eight regular season games and first three playoff games with an ankle injury, he returned for the rest of the playoffs... One of the fastest skaters on the team...Games Missed to Injury: 33.

CAREER


Worked his way up to Buffalo after two years in Rochester...Won the team's Rookie of the Year Award in 1988-89...His 44 points is the ninth-highest rookie total in Sabre history...His 120 penalty minutes is the highest ever by a Sabre center, and it is the fourth-highest rookie total in Sabre history.

89-90 MILESTONES

Played in his 100th Sabre/NHL game on Jan. 26.

PERSONAL

Benoit is single, and went to Montreal during the off-season...Is a San Francisco 49'ers fan.



33 CENTER

BORN: Repentigny, Que.
October 28, 1966

HEIGHT: 5'10"

WEIGHT: 190

SHOOTS: Left

LAST AMATEUR CLUB:
St. Jean Castors

PLAYING RECORD

SEASON	CLUB	LEAGUE	GP	REGULAR SEASON			PIM	PLAYOFFS					
				G	A	PTS		GP	G	A	PTS	PIM	
1983-84	St. Jean	QHL	59	14	11	25	42	—	—	—	—	—	—
1984-85	St. Jean	QHL	63	46	44	90	92	—	—	—	—	—	—
1985-86	St. Jean	QHL	65	54	54	108	115	9	6	4	10	26	—
1986-87	Rochester	AHL	53	14	20	34	52	12	5	4	9	8	—
1987-88	Rochester	AHL	62	24	31	55	141	7	6	1	7	46	—
	Buffalo	NHL	3	1	1	2	0	—	—	—	—	—	—
1988-89	Buffalo	NHL	69	14	30	44	120	5	0	0	0	17	—
1989-90	Buffalo	NHL	45	11	7	18	79	3	0	0	0	10	—
NHL TOTALS			117	26	38	64	199	8	0	0	0	27	—
TOTALS AS A SABRE			117	26	38	64	199	8	0	0	0	27	—

DEAN KENNEDY



HOW ACQUIRED

From the Los Angeles Kings on October 4, 1989 for a fourth round draft choice in 1991.

1989-90

Came to the Sabres on the eve of the season, and quickly grabbed a regular job right through to the end of the playoffs...One of the toughest men on the team in front of his own net...One of four Sabres to play in all 80 games...Had one multiple point game (Mar. 27 at Detroit)...Scored his playoff goal (and added an assist) on Apr. 5...Games Missed to Injury: 0.

CAREER


Drafted by the Kings in the second round (39th overall) in 1981...Played with Jay Wells, Larry Playfair and Grant Ledyard while in Los Angeles...Was traded with Denis Larouque by the Kings to the Rangers for Igor Liba, Michael Boyce, Todd Elik and future considerations on December 12, 1988. He then was sent back to the Kings for a fourth round draft choice in 1990 on February 3, 1989.

89-90 MILESTONES

Had his first goal as a Sabre on Dec. 3...Played in his 400th NHL game on Dec. 29.

PERSONAL

Dean, his wife Tammy and their son Matthew spent the summer in Saskatchewan...Likes to read about the West, whether it be in fiction or non-fiction...Calls Tiger Williams the hockey hero of his youth.



26 DEFENSE

BORN: Redver, Sask.
January 18, 1963

HEIGHT: 6'2"

WEIGHT: 190

SHOOTS: Right

LAST AMATEUR CLUB:
Saskatoon Blades

PLAYING RECORD

SEASON	CLUB	LEAGUE	GP	REGULAR SEASON				PLAYOFFS				
				G	A	PTS	PIM	GP	G	A	PTS	PIM
1980-81	Brandon	WHL	71	3	29	32	157	5	0	2	2	7
1981-82	Brandon	WHL	49	5	38	43	103	—	—	—	—	—
1982-83	Brandon	WHL	14	2	15	17	22	—	—	—	—	—
	Los Angeles	NHL	55	0	12	12	97	—	—	—	—	—
	Saskatoon	WHL	0	0	0	0	0	4	0	3	3	0
1983-84	Los Angeles	NHL	37	1	5	6	50	—	—	—	—	—
	New Haven	AHL	26	1	7	8	23	—	—	—	—	—
1984-85	New Haven	AHL	76	3	14	17	104	—	—	—	—	—
1985-86	Los Angeles	NHL	78	2	10	12	132	—	—	—	—	—
1986-87	Los Angeles	NHL	66	6	14	20	91	5	0	2	2	10
1987-88	Los Angeles	NHL	58	1	11	12	158	4	0	1	1	10
1988-89	N.Y. Rangers	NHL	16	0	1	1	40	—	—	—	—	—
	Los Angeles	NHL	51	3	10	13	63	11	0	2	2	8
1989-90	Buffalo	NHL	80	2	12	14	53	6	1	1	2	12
NHL TOTALS			441	15	75	90	684	26	1	6	7	40
TOTALS AS A SABRE			80	2	12	14	53	6	1	1	2	12

U W E K R U P P



HOW ACQUIRED

11th round draft choice (214th overall) by the Sabres in 1983.

1989-90

If the team had a most improved player award, Krupp could have won it. He turned in his best all-around season to date...Was second on the team in plus/minus at +15...Won the Tim Horton Memorial Award as the team's "unsung hero"...Two of his three goals were against Pittsburgh; the second one came on overtime on Mar. 31 and knocked the Penguins out of and the Islanders into the playoffs. The Islanders' club newspaper saluted him for the goal by printing a box titled "All About Uwe," complete with picture...Selected to play for West Germany in the World Championships...Had three multiple point games...Games Missed to Injury: 6.

CAREER


Received clearance to play in the NHL from the International Ice Hockey Federation on Oct. 29, 1986, and played in his first NHL game two hours later against Montreal...Was named one of the game's three stars in his debut... Helped Rochester win the Calder Cup in 1986-87...One of the few West Germans playing professional hockey in North America.

89-90 MILESTONES

Played in his 200th Sabre/NHL game on Dec. 16.

PERSONAL

He and wife Beate stayed in their East Amherst home during the off-season...Relaxes off the ice by training his huskies and playing tennis.



4 DEFENSE

BORN: Cologne, West Germany
June 24, 1965

HEIGHT: 6'6"

WEIGHT: 235

SHOOTS: Right

LAST AMATEUR CLUB:
Kolner

PLAYING RECORD

SEASON	CLUB	LEAGUE	GP	REGULAR SEASON				PLAYOFFS					
				G	A	PTS	PIM	GP	G	A	PTS	PIM	
1982-83	KEC	Germ. El.	11	0	0	0	0	—	—	—	—	—	—
1983-84	KEC	Germ. El.	40	0	4	4	22	—	—	—	—	—	—
1984-85	KEC	Germ. El.	39	11	8	19	36	—	—	—	—	—	—
1985-86	KEC	Germ. El.	45	10	21	31	83	—	—	—	—	—	—
1986-87	Buffalo	NHL	26	1	4	5	23	—	—	—	—	—	—
	Rochester	AHL	42	3	19	22	50	17	1	11	12	16	
1987-88	Buffalo	NHL	75	2	9	11	151	6	0	0	0	15	
1988-89	Buffalo	NHL	70	5	13	18	55	5	0	1	1	4	
1989-90	Buffalo	NHL	74	3	20	23	85	6	0	0	0	4	
NHL TOTALS			245	11	46	57	314	17	0	1	1	23	
TOTALS AS A SABRE			245	11	46	57	314	17	0	1	1	23	

GRANT LEDYARD



HOW ACQUIRED

Came to the Sabres with Clint Malarchuk and a sixth round draft choice in 1991 on March 6, 1989 in a trade with Washington for Calle Johansson and a second round draft choice in 1989 (Byron Dafoe).

1989-90

Was a regular for all of the regular season, his first full one as a Sabre... Has good offensive skills on the blue line...Was +12 in his last 11 games played to finish the season at +2...Had two multiple point games...Games Missed to Injury: 0.

CAREER


Signed as a free agent with the New York Rangers on July 7, 1982...Buffalo is his fourth NHL team...Won the Bob Gassoff Trophy as the most improved defenseman in the CHL in 1984...Scored a point in his first NHL shift during the 1984-85 season.

89-90 MILESTONES

Recorded his 100th NHL assist on Feb. 20.

PERSONAL

Grant is single and spent the off-season in Winnipeg...His father, Hal, was a quarterback for Winnipeg and Saskatchewan in the Canadian Football League...Likes vanilla fudge marble ice cream.



3 DEFENSE

BORN: Winnipeg, Manitoba
November 19, 1961

HEIGHT: 6'2"

WEIGHT: 200

SHOOTS: Left

LAST AMATEUR CLUB:
Fort Garry (Manitoba Tier II Jrs.)

PLAYING RECORD

SEASON	CLUB	LEAGUE	GP	REGULAR SEASON				PLAYOFFS					
				G	A	PTS	PIM	GP	G	A	PTS	PIM	
1980-81	Saskatoon	WHL	71	9	28	37	148	—	—	—	—	—	—
1981-82	Fort Garry	MJHL	63	25	45	70	150	—	—	—	—	—	—
1982-83	Tulsa	CHL	80	13	29	42	115	—	—	—	—	—	—
1983-84	Tulsa	CHL	58	9	17	26	71	9	5	4	9	10	
1984-85	N.Y. Rangers	NHL	42	8	12	20	53	3	0	2	2	4	
	New Haven	AHL	36	6	20	26	18	—	—	—	—	—	
1985-86	N.Y. Rangers	NHL	27	2	9	11	20	—	—	—	—	—	
	Los Angeles	NHL	52	7	18	25	78	—	—	—	—	—	
1986-87	Los Angeles	NHL	67	14	23	37	93	5	0	0	0	10	
1987-88	Los Angeles	NHL	23	1	7	8	52	—	—	—	—	—	
	New Haven	AHL	3	2	1	3	4	—	—	—	—	—	
	Washington	NHL	21	4	3	7	14	14	1	0	1	30	
1988-89	Washington	NHL	61	3	11	14	43	—	—	—	—	—	
	Buffalo	NHL	13	1	5	6	8	5	1	2	3	2	
1989-90	Buffalo	NHL	67	2	13	15	37	—	—	—	—	—	
NHL TOTALS			373	42	101	143	398	27	2	4	6	46	
TOTALS AS A SABRE			80	3	18	21	45	5	1	2	3	2	

CLINT MALARCHUK



HOW ACQUIRED

Came to the Sabres with Grant Ledyard and a sixth round draft choice in 1991 in a trade with Washington for Calle Johansson and a second round draft choice in 1989 (Byron Dafeo).

1989-90


Teamed with Daren Puppa to give the Sabres one of the best goalie combinations in the NHL...Finished fourth in the league in save percentage at .903; the number is fourth on the Sabres' all-time one-season list...20 of his 29 games were on the road...Had a record of 14-11-2...Is sixth in Sabre history in winning percentage at .578...Goals For Average was 2.97...Shots Against Average was 34.3...Games Missed to Injury: 0.

CAREER

Drafted by Quebec in the third round (74th overall) in the 1981 Entry Draft...Selected by the fans to play in Rendez-Vous '87 in Quebec...Traded to Washington on June 13, 1987 with Dale Hunter for Gaetan Duchesne, Alan Haworth and Joe Sakic... Career record of 119-103-32.

PERSONAL

Clint spent his off-season working on a farm outside of Calgary...His brother, Garth, was drafted by the Capitals in 1974...Says Mr. Ed is his favorite fictional character.



30 GOALTENDER

BORN: Grande Prairie, Alta.
May 1, 1961

HEIGHT: 6'0"

WEIGHT: 187


CATCHES: Left

LAST AMATEUR CLUB:
Portland Winter Hawks

PLAYING RECORD

SEASON	CLUB	LEAGUE	REGULAR SEASON				PLAYOFFS					
			GP	MIN	GA	SO	AVG.	GP	MIN	GA	SO	AVG.
1979-80	Portland	WHL	37	1948	147	0	4.53	1	40	3	0	4.50
1980-81	Portland	WHL	38	2235	142	3	3.81	4	307	21	0	4.10
1981-82	Quebec	NHL	2	120	14	0	7.00	—	—	—	—	—
	Fredericton	AHL	51	2906	247	0	5.10	—	—	—	—	—
1982-83	Quebec	NHL	15	900	71	0	4.73	—	—	—	—	—
	Fredericton	AHL	25	1506	78	0	3.11	—	—	—	—	—
1983-84	Quebec	NHL	23	1215	80	0	3.95	1	0	0	0	0.00
	Fredericton	AHL	11	663	40	0	3.62	—	—	—	—	—
1984-85	Fredericton	AHL	56	3347	198	2	3.55	6	379	20	0	3.17
1985-86	Quebec	NHL	46	2657	142	4	3.21	3	143	11	0	4.62
1986-87	Quebec	NHL	54	3092	175	1	3.40	3	140	8	0	3.43
1987-88	Washington	NHL	54	2926	154	4	3.16	4	193	15	0	4.66
1988-89	Washington	NHL	42	2428	141	1	3.48	—	—	—	—	—
	Buffalo	NHL	7	326	13	1	2.39	1	59	5	0	5.08
1989-90	Buffalo	NHL	29	1596	89	0	3.35	—	—	—	—	—
NHL TOTALS			272	15260	879	11	3.46	12	533	39	0	4.39
TOTALS AS A SABRE			36	1922	102	1	3.18	1	59	5	0	5.08

ALEXANDER MOGILNY



HOW ACQUIRED

Fifth round draft choice (89th overall) of the Sabres in 1988.

1989-90

Frequently showed signs of his tremendous hockey ability, and is considered one of the top young players in the National Hockey League...Finished ninth among NHL rookies in scoring...Tied for ninth on the Sabres' all-time list of rookie assist leaders with 28...Tied for 10 on the Sabres' all-time list of rookie point leaders with 43...Scored a goal 20 seconds into his first game on Oct. 5...Led the team in scoring in pre-season...Played both wings during the course of the season...Had 10 multiple point games...Missed six games due to problems associated with a fear of flying...Games Missed to Injury: 9.

CAREER


Joined the Central Red Army club at 17...Won a gold medal with the Soviet Union at the Winter Olympics in Calgary in 1988; he was the youngest Soviet hockey player ever to do so. (He had three goals and two assists in six games)...Played for the Soviet Union at the World Championships in Stockholm in 1989 - he had no goals and three assists in 10 games...Played in the World Junior Championships for the Soviet Union in 1987, 1988 and 1989...Selected as the top forward in the 1988 World Junior Championships, and was a second team all-star at the 1989 championships. In 20 WJC games, he had 19 goals and 16 assists.

89-90 MILESTONES

Scored his first Sabre/NHL goal on Oct. 5.

PERSONAL

Single...Stayed in the Buffalo area during the off-season...Nicknames are "Sasha" and "Magic"...Grew up in Khabarovsk, which is in the eastern portion of the Soviet Union...Has asked that his first name be spelled Alexander and not Alexandr.



89 LEFT WING

BORN: Khabarovsk, U.S.S.R.
February 18, 1969

HEIGHT: 5'11"

WEIGHT: 195


SHOOTS: Left

LAST AMATEUR CLUB:
Central Red Army

PLAYING RECORD

SEASON	CLUB	LEAGUE	GP	REGULAR SEASON				PIM	PLAYOFFS				PIM
				G	A	PTS	PIM		GP	G	A	PTS	
1986-87	Central Red Army	—	28	15	1	16	4	—	—	—	—	—	—
1987-88	Central Red Army	—	39	12	8	20	14	—	—	—	—	—	—
1988-89	Central Red Army	—	31	11	11	22	24	—	—	—	—	—	—
1989-90	Buffalo	NHL	65	15	28	43	16	4	0	1	1	2	
NHL TOTALS			65	15	28	43	16	4	0	1	1	2	
TOTALS AS A SABRE			65	15	28	43	16	4	0	1	1	2	

KEN PRIESTLAY



HOW ACQUIRED

Fifth round draft choice (98th overall) of the Sabres in 1985.

1989-90

Had a spectacular first half in Rochester, scoring 58 points in a mere 40 games...Then was recalled to Buffalo on Jan. 9, and stayed with the Sabres through the end of the playoffs...Looked more comfortable in Buffalo as the season progressed, and could be ready to stick in the NHL...Had his first game-winning goal in the NHL on Mar. 21 vs. Calgary...Had two multiple point games...Games Missed to Injury: 0.

CAREER


Was second in the AHL in goals, seventh in points and first in hat tricks (5) and power-play goals (17) in 1988-89...Had 12 shots against the Rangers on Mar. 4, 1988, tying the franchise record.

89-90 MILESTONES

Played in his 100th Sabre/NHL game on Feb. 20.

PERSONAL

Single...Spent the summer in his home town of Richmond, B.C....Likes to spend some of his free time camping and collecting hockey memorabilia.



56 CENTER

BORN: Richmond, B.C.
August 24, 1967

HEIGHT: 5'10"

WEIGHT: 190


SHOOTS: Left

LAST AMATEUR CLUB:
Victoria Cougars

PLAYING RECORD

SEASON	CLUB	LEAGUE	REGULAR SEASON					PLAYOFFS				
			GP	G	A	PTS	PIM	GP	G	A	PTS	PIM
1983-84	Victoria	WHL	55	10	18	28	31	—	—	—	—	—
1984-85	Victoria	WHL	50	25	37	62	48	—	—	—	—	—
1985-86	Victoria	WHL	72	73	72	145	45	—	—	—	—	—
	Rochester	AHL	4	0	2	2	0	—	—	—	—	—
1986-87	Buffalo	NHL	34	11	6	17	8	—	—	—	—	—
	Victoria	WHL	33	43	39	82	37	—	—	—	—	—
	Rochester	AHL	0	0	0	0	0	8	3	2	5	4
1987-88	Rochester	AHL	43	27	24	51	47	—	—	—	—	—
	Buffalo	NHL	33	5	12	17	35	6	0	0	0	11
1988-89	Buffalo	NHL	15	2	0	2	2	3	0	0	0	2
	Rochester	AHL	64	56	37	93	60	—	—	—	—	—
1989-90	Buffalo	NHL	35	7	7	14	14	5	0	0	0	8
	Rochester	AHL	40	19	39	58	46	—	—	—	—	—
NHL TOTALS			117	25	25	50	59	14	0	0	0	21
TOTALS AS A SABRE			117	25	25	50	59	14	0	0	0	21

DAREN PUPPA



HOW ACQUIRED

Fourth round draft choice (74th overall) of the Sabres in 1983.

1989-90

The second team NHL All-Star goalie and runner-up in the voting for the Vezina Trophy that goes to the NHL's top goalie...Was fourth in the league in goals-against average, tied for first in wins and third in save percentage...Shared Wayne Larkin Memorial Trophy with Pierre Turgeon as the team's Most Valuable Player...The NHL's Player of the Week for the week ending Mar. 11...Played in the NHL All-Star Game...His 56 games played is the fifth-highest one-season total by a Sabre...His .903 save percentage is the fourth-highest one-season figure by a Sabre...Finished the season with 31 wins, 16 losses and six ties; the Sabres' first "30 game winner" since Don Edwards did it in 1977-78...Was the Sabres' Met Life Player of the Month for October...Goals For Average was 3.78...Shots Against Average was 29.8...Games Missed to Injury: 0.

CAREER


Is sixth in Sabre history in games played by a goalie and fourth in winning percentage (.594)...Led R.P.I. to the national championship in 1985, going 31-1...First goalie in ECAC history to win 30 games in a season, topping Ken Dryden's record at Cornell...Had a great beginning to his Sabre career, picking up a shutout against the Oilers in Edmonton on November 1, 1985 in his first NHL start...Won his first NHL playoff game in April, 1988...Was an AHL first team all-star in 1986-87... Career record of 59-38-14.

89-90 MILESTONES

Played in his 100th Sabre/NHL game on Jan. 23.

PERSONAL

He and his wife Meg were married this past June; they live in Getzville year-round...Says "The Wizard of Oz" is his favorite movie.



31 GOALTENDER

BORN: Kirkland Lake, Ont.
March 23, 1965

HEIGHT: 6'3"

WEIGHT: 205


CATCHES: Right

LAST AMATEUR CLUB:
Rensselaer Polytechnic Institute

PLAYING RECORD

SEASON	CLUB	LEAGUE	REGULAR SEASON					PLAYOFFS				
			GP	MIN	GA	SO	AVG.	GP	MIN	GA	SO	AVG.
1983-84	R.P.I.	ECAC	32	—	—	—	2.94	—	—	—	—	—
1984-85	R.P.I.	ECAC	32	1830	78	0	2.56	—	—	—	—	—
1985-86	Buffalo	NHL	7	401	21	1	3.14	—	—	—	—	—
	Rochester	AHL	20	1092	79	0	4.34	—	—	—	—	—
1986-87	Buffalo	NHL	3	185	13	0	4.22	—	—	—	—	—
	Rochester	AHL	57	3129	146	1	2.80	16	890	48	1	3.24
1987-88	Buffalo	NHL	17	874	61	0	4.19	3	142	11	0	4.65
	Rochester	AHL	26	1415	65	2	2.76	2	108	5	0	2.76
1988-89	Buffalo	NHL	37	1908	107	1	3.36	—	—	—	—	—
1989-90	Buffalo	NHL	56	3241	156	1	2.89	6	370	15	0	2.43
NHL TOTALS			120	6609	358	3	3.25	9	512	26	0	3.05
TOTALS AS A SABRE			120	6609	358	3	3.25	9	512	26	0	3.05

MIKE RAMSEY



HOW ACQUIRED

First round draft choice (11th overall) of the Sabres in 1979.

1989-90

One of the National Hockey League's top defensive defenseman turned in another outstanding season...His 73 games is a three year high...His +21 rating led the team and was a four year high for a Sabre...Won the Punch Imlach Memorial Award for dedication and leadership for the second time (1987-88)...Finished seventh in the voting for the Norris Trophy...The Sabres' Met Life Player of the Month for January...Had seven multiple point games...Games Missed to Injury: 7

CAREER


Played on the U.S. Olympic team which won the gold medal at Lake Placid in 1980...Had two assists and eight penalty minutes in seven Olympic games...Joined the Sabres shortly after the Games...Played in the NHL All-Star Game in 1986, 1985, 1983 and 1982, and for the NHL against the Soviet Union at Rendez-Vous '87 in Quebec...Played for Team USA in the Canada Cup series in 1984...Won the Wayne Larkin Memorial Award (team's Most Valuable Player) for 1986-87...Is fifth in games played and sixth in penalty minutes in Sabre history...Is the team's 15th all-time leading scorer.

89-90 MILESTONES

Recorded his 200th NHL assist on Oct. 5...Played in his 700th Sabre/NHL game on Dec. 16.

PERSONAL

He and wife Jill spend their summers in Minnesota...His favorite television show is "Cheers."



5 DEFENSE

BORN: Minneapolis, Minnesota
December 3, 1960

HEIGHT: 6'3"

WEIGHT: 195


SHOOTS: Left

LAST AMATEUR CLUB:
U.S. Olympic Team

PLAYING RECORD

SEASON	CLUB	LEAGUE	GP	REGULAR SEASON					PLAYOFFS					
				G	A	PTS	PIM	GP	G	A	PTS	PIM		
1978-79	U. Minnesota	WCHA	26	6	11	17	30	—	—	—	—	—	—	—
1979-80	U.S. Olympic	—	63	11	24	35	63	—	—	—	—	—	—	—
	Buffalo	NHL	13	1	6	7	6	13	1	2	3	12	—	—
1980-81	Buffalo	NHL	72	3	14	17	56	8	0	3	3	20	—	—
1981-82	Buffalo	NHL	80	7	23	30	56	4	1	1	2	14	—	—
1982-83	Buffalo	NHL	77	8	30	38	55	10	4	4	8	15	—	—
1983-84	Buffalo	NHL	72	9	22	31	82	3	0	1	1	6	—	—
1984-85	Buffalo	NHL	79	8	22	30	102	5	0	1	1	23	—	—
1985-86	Buffalo	NHL	76	7	21	28	117	—	—	—	—	—	—	—
1986-87	Buffalo	NHL	80	8	31	39	109	—	—	—	—	—	—	—
1987-88	Buffalo	NHL	63	5	16	21	77	6	0	3	3	29	—	—
1988-89	Buffalo	NHL	56	2	14	16	84	5	1	0	1	11	—	—
1989-90	Buffalo	NHL	73	4	21	25	47	6	0	1	1	8	—	—
NHL TOTALS			741	62	220	282	791	60	7	16	23	138	—	—
TOTALS AS A SABRE			741	62	220	282	791	60	7	16	23	138	—	—

CHRISTIAN RUUTTU



HOW ACQUIRED

Seventh round draft choice (134th overall) of the Sabres in 1983.

1989-90

Had another typically good season...Was a contributor to the Sabres' top penalty-killing record, and also saw work checking opponents' top centers...Had nine of his 19 goals in the last 17 games of the regular season...Had three empty net goals...Spent part of the post-season playing for Finland in World Championships in Switzerland...Had 11 multiple point games...Games Missed to Injury: 5.

CAREER


Spent four seasons in Finland before coming to North America...Saw duty with the Finnish National Team in 1984-85 and 1985-86, and also played for the Finnish team in the World Championships in 1987...Led all NHL rookies in assists in 1986-87...Won the Fred T. Hunt Memorial Trophy as the club's top rookie in 1986-87...His 65 points in 1986-87 is the fifth-highest rookie total in Sabre history...Played in the 1987 Canada Cup (for Finland) and the 1988 NHL All-Star Game...Is 18th on Sabres' all-time scoring list.

89-90 MILESTONES

Scored the 200th Sabre/NHL point of his career on Oct. 20.

PERSONAL

Single...Divided the off-season between Williamsville and Finland...Spent a year attending high school in the Boston area...Says his favorite NHL rink is the Montreal Forum.



21 CENTER

BORN: Lappeenranta, Finland
February 20, 1964

HEIGHT: 5'11"

WEIGHT: 194


SHOOTS: Left

LAST AMATEUR CLUB:
IFK, Helsinki

PLAYING RECORD

SEASON	CLUB	LEAGUE	REGULAR SEASON					PLAYOFFS				
			GP	G	A	PTS	PIM	GP	G	A	PTS	PIM
1982-83	Assat, Pori	Fin	36	15	18	33	34	—	—	—	—	—
1983-84	Assat, Pori	Fin	37	18	42	60	72	9	2	5	7	12
1984-85	Assat, Pori	Fin	32	14	32	46	34	8	1	6	7	8
1985-86	IFK, Helsinki	Fin	36	16	38	54	47	10	3	6	9	8
1986-87	Buffalo	NHL	76	22	43	65	62	—	—	—	—	—
1987-88	Buffalo	NHL	73	26	45	71	85	6	2	5	7	4
1988-89	Buffalo	NHL	67	14	46	60	98	2	0	0	0	0
1989-90	Buffalo	NHL	75	19	41	60	66	6	0	0	0	4
NHL TOTALS			291	81	175	256	311	14	2	5	7	8
TOTALS AS A SABRE			291	81	175	256	311	14	2	5	7	8

DAVE SNUGGERUD



HOW ACQUIRED

First round draft choice (supplemental) of the Sabres in 1987.

1989-90

One of the biggest surprises for Buffalo during the season, Dave was in the starting lineup on Opening Night (and had an assist in his first shift)...Captured the Fred Hunt Memorial Trophy as the Sabres' rookie of the year...Quickly became one of the team's best defensive forwards and top penalty-killers...Played all three forward positions during the season...Led the team in short-handed goals with two...One of four Sabres to play in all 80 games...The Sabres' Met Life Player of the Month for February...Had five multiple point games...Games Missed to Injury: 0.

CAREER


Played three years of college hockey at the University of Minnesota, with a one year break to play with the U.S. Olympic team in Calgary in 1988...Was a second team All-American in 1989...Played in the NCAA Final Four in 1987... Was on the U.S. team in the 1989 World Championships in Stockholm...Was all-state in high school in Minnesota.

89-90 MILESTONES

Scored his first NHL goal on Oct. 27.

PERSONAL

Single...Spent the summer in Minnesota attending school and working on his summer cottage.



18 RIGHT WING

BORN: Minnetonka, Minnesota
June 20, 1966

HEIGHT: 6'0"

WEIGHT: 190


SHOOTS: Left

LAST AMATEUR CLUB:
University of Minnesota

PLAYING RECORD

SEASON	CLUB	LEAGUE	REGULAR SEASON					PLAYOFFS				
			GP	G	A	PTS	PIM	GP	G	A	PTS	PIM
1985-86	U. of Minnesota.....	WCHA	42	14	18	32	47	—	—	—	—	—
1986-87	U. of Minnesota.....	WCHA	39	30	29	59	38	—	—	—	—	—
1987-88	U.S. National	—	51	14	21	35	26	—	—	—	—	—
	U.S. Olympic	—	6	3	2	5	4	—	—	—	—	—
1988-89	U. of Minnesota.....	WCHA	45	29	20	49	39	—	—	—	—	—
1989-90	Buffalo.....	NHL	80	14	16	30	41	6	0	0	0	2
NHL TOTALS			80	14	16	30	41	6	0	0	0	2
TOTALS AS A SABRE			80	14	16	30	41	6	0	0	0	2

JOHN TUCKER



HOW ACQUIRED

Came to the Sabres on July 3, 1990 in a trade with Washington for cash.

1989-90


Started the season in Buffalo, but had trouble receiving playing time...Was traded to the Capitals on January 5, 1990 for future considerations...Was a regular for Washington for the rest of the regular season and the playoffs...Had a goal and two assists for Caps against the Sabres on Jan. 19 at Memorial Auditorium...Sabre Games Missed to Injury: 0.

CAREER

Was the Ontario Hockey League's Player of the Year and All-Star Center in 1983-84, scoring 40 goals and 60 assists in only 39 games...Helped Kitchener win a Memorial Cup title in 1982...Won the Fred T. Hunt Memorial Trophy in 1984-85 as the Sabres' rookie of the year. His 22 goals is tied for fifth on team's all-time list of goals by a rookie, and his 49 points is eighth on the Sabre rookie list...Only Sabre to have two penalty shots in one season (1984-85), scoring on one of them...Set several team playoff records in 1988, including four goals in a game...Took the Sabres' first penalty shot in a playoff series, scoring on Andy Moog of Boston in 1988...Is in 17th place on Buffalo's all-time scoring list...Is 10th in power-play goals by a Sabre with 38.

PERSONAL

He and wife Lynn spent the summer in Western New York...Nephew of former CFL wide receiver Whit Tucker...Says St. Thomas is his favorite vacation spot.



7 CENTER

BORN: Windsor, Ontario
September 29, 1964

HEIGHT: 6'0"

WEIGHT: 200


SHOOTS: Right

LAST AMATEUR CLUB:
Kitchener Rangers

PLAYING RECORD

SEASON	CLUB	LEAGUE	REGULAR SEASON					PLAYOFFS				
			GP	G	A	PTS	PIM	GP	G	A	PTS	PIM
1981-82	Kitchener	OHL	67	16	32	48	32	15	2	3	5	2
1982-83	Kitchener	OHL	70	60	80	140	33	11	5	9	14	10
1983-84	Buffalo	NHL	21	12	4	16	4	3	1	0	1	0
	Kitchener	OHL	39	40	60	100	25	12	12	18	30	8
1984-85	Buffalo	NHL	64	22	27	49	21	5	1	5	6	0
1985-86	Buffalo	NHL	75	31	34	65	39	—	—	—	—	—
1986-87	Buffalo	NHL	54	17	34	51	21	—	—	—	—	—
1987-88	Buffalo	NHL	45	19	19	38	20	6	7	3	10	18
1988-89	Buffalo	NHL	60	13	31	44	31	3	0	3	3	0
1989-90	Buffalo	NHL	8	1	2	3	2	—	—	—	—	—
	Washington	NHL	38	9	19	28	10	12	1	7	8	0
NHL TOTALS			365	124	170	294	148	29	10	18	28	18
TOTALS AS A SABRE			327	115	151	266	138	17	9	11	20	18

PIERRE TURGEON



HOW ACQUIRED

First round draft choice (first overall) of the Sabres in 1987.

1989-90

The first Sabre in 10 years to be in the league's top 10 in scoring (Gil Perreault); he was seventh with 106 points. The total was the second-highest in team history...Led the team in scoring for the second straight season...Had the first 40-goal season of his career, which tied for the club lead...Shared the Wayne Larkin Memorial Trophy as the team's Most Valuable Player with Daren Puppa...Won Star of Stars Trophy for performance in home games...Won the Frank Eddolls Trophy as the team's most popular player...Had two goals in the NHL All-Star Game in Pittsburgh...Finished fourth in the voting for the Lady Byng Trophy...Had 10 game-winning goals and 19 power play goals, both second on the all-time Buffalo list...Had 33 multiple point games...Tied for second on the team in scoring in the playoffs...The Sabres' Met Life Player of the Month for November...Has played in the last 167 Sabre games...Games Missed to Injury: 0.

CAREER


The first number one overall choice by the Sabres since they took Gil Perreault in 1970...Scored on a goal in his first shift as a pro in his first pre-season game...Is now tied for 20th on the Sabres' all-time scoring list...Is ninth on the team's all-time list of power play goal scorers...Won the Michel Bergeron Trophy as the top rookie forward in the QHL in 1985-86...Won the Mike Bossy Trophy as the top pro prospect in the QHL in 1986-87.

89-90 MILESTONES

Had his 100th Sabre/NHL assist on Nov. 10...Played in his 200th NHL game Jan. 11...Scored his 200th NHL/Sabre point on Jan. 30.

PERSONAL

Single, returned to Quebec in the off-season...Brother of Devils' forward Sylvain...Played in the Little League World Series in Williamsport, Pa. as a pitcher...Calls Wayne Gretzky his all-time hockey hero.



77 CENTER

BORN: Rouyn, Quebec
August 28, 1969

HEIGHT: 6'1"

WEIGHT: 203


SHOOTS: Left

LAST AMATEUR CLUB:
Granby Bisons

PLAYING RECORD

SEASON	CLUB	LEAGUE	REGULAR SEASON				PLAYOFFS						
			GP	G	A	PTS	PIM	GP	G	A	PTS	PIM	
1985-86	Granby	QHL	69	47	67	114	31	—	—	—	—	—	—
1986-87	Granby	QHL	58	69	85	154	8	7	9	6	15	15	
1987-88	Buffalo	NHL	76	14	28	42	34	6	4	3	7	4	
1988-89	Buffalo	NHL	80	34	54	88	26	5	3	5	8	2	
1989-90	Buffalo	NHL	80	40	66	106	29	6	2	4	6	2	
NHL TOTALS			236	88	148	236	89	17	9	12	21	8	
TOTALS AS A SABRE			236	88	148	236	89	17	9	12	21	8	

RICK VAIVE



HOW ACQUIRED

Came to the Sabres with future considerations on December 26, 1988 in a trade with Chicago for Adam Creighton and future considerations.

1989-90

Had his 10th straight season with 25 or more goals, and had his 11th consecutive 20+ goal season...Was third on the team in goals...Capped the season with an outstanding playoff series, leading the team with four goals (all came on the power play) and was second in scoring with six points... His 10 shots on goal on Apr. 1 was a season-high for a Sabre...Had eight multiple point games...Games Missed to Injury: 10.

CAREER


First round draft choice (fifth overall) of the Canucks in 1979...Buffalo is his fourth NHL team and fifth professional team...Ranks 46th on the Sabres' all-time scoring list...Had 50 or more goals for three straight years in Toronto; he was the first Leaf to reach that number...The rookie of the year in the QJHL in 1976-77.

89-90 MILESTONES

Recorded his 300th NHL assist on Oct. 13...Played in his 800th professional game on Oct. 27...Scored his 700th NHL point on Nov. 22...Scored his 400th NHL goal on Dec. 22.

PERSONAL

He and his wife, Joyce, have two sons, Jeffrey and Justin. They live in East Amherst year-round...Grew up as a fan of the Montreal Canadiens in the 1960's...Says Greg Norman is his favorite athlete who doesn't play hockey.



22 RIGHT WING

BORN: Ottawa, Ontario
May 14, 1959

HEIGHT: 6'0"

WEIGHT: 200


SHOOTS: Right

LAST AMATEUR CLUB:
Sherbrooke Castors

PLAYING RECORD

SEASON	CLUB	LEAGUE	REGULAR SEASON					PLAYOFFS				
			GP	G	A	PTS	PIM	GP	G	A	PTS	PIM
1976-77	Sherbrooke	QJHL	67	51	59	110	91	18	10	13	23	78
1977-78	Sherbrooke	QJHL	68	76	79	155	199	9	8	4	12	38
1978-79	Birmingham	WHA	75	26	33	59	248	—	—	—	—	—
1979-80	Vancouver	NHL	47	13	8	21	111	—	—	—	—	—
	Toronto	NHL	22	9	7	16	77	3	1	0	1	11
1980-81	Toronto	NHL	75	33	29	62	229	3	1	0	1	4
1981-82	Toronto	NHL	77	54	35	89	157	—	—	—	—	—
1982-83	Toronto	NHL	78	51	28	79	105	4	2	5	7	6
1983-84	Toronto	NHL	76	52	41	93	114	—	—	—	—	—
1984-85	Toronto	NHL	72	35	33	68	112	—	—	—	—	—
1985-86	Toronto	NHL	61	33	31	64	85	9	6	2	8	9
1986-87	Toronto	NHL	73	32	34	66	61	13	4	2	6	23
1987-88	Chicago	NHL	76	43	26	69	108	5	6	2	8	38
1988-89	Chicago	NHL	30	12	13	25	60	—	—	—	—	—
	Buffalo	NHL	28	19	13	32	64	5	2	1	3	8
1989-90	Buffalo	NHL	70	29	19	48	74	6	4	2	6	6
PROFESSIONAL TOTALS			860	441	350	791	1605	48	26	14	40	105
NHL TOTALS			785	415	317	732	1357	48	26	14	40	105
TOTALS AS A SABRE			98	48	32	80	138	11	6	3	9	14

JAY WELLS



HOW ACQUIRED

Acquired on March 5, 1990 with a fourth round draft choice in 1991 from Philadelphia for Kevin Maguire and a second round draft choice in 1990 (Mikael Renberg).

1989-90

Sat out about four weeks because of a hairline fracture in his ankle, but returned for regular duty for the playoffs...Was a fine +3 in the playoffs for Buffalo...Should see plenty of action as a Sabre this season...Scored his first point as a Sabre in his first game in a Buffalo uniform Mar. 8...Games Missed to Injury: 10.

CAREER


Los Angeles's first choice (16th overall) in the 1979 Entry Draft...His teammates voted him the team's outstanding defenseman in 1982-83 and 1983-84...Played nine seasons with the Kings before he was traded to Philadelphia for Doug Crossman on September 29, 1988...Was named to the OHA's first All-Star team in 1979.

89-90 MILESTONES

Scored his 200th NHL point on Oct. 5 while playing for Philadelphia...Played in his 700th NHL game on Dec. 7 for the Flyers against the Sabres.

PERSONAL

He and his wife, Colleen, spend the off-season in the Philadelphia area...Grew up on a 320 acre farm in Ontario with two brothers and two sisters...Likes to play golf and softball and do woodworking.



24 DEFENSE

BORN: Paris, Ont.
May 18, 1959

HEIGHT: 6'1"

WEIGHT: 210

SHOOTS: Left

LAST AMATEUR CLUB:
Kingston Canadiens


PLAYING RECORD

SEASON	CLUB	LEAGUE	GP	REGULAR SEASON				PLAYOFFS				
				G	A	PTS	PIM	GP	G	A	PTS	PIM
1977-78	Kingston	OHA	68	9	13	22	195	5	1	2	3	6
1978-79	Kingston	OHA	48	6	21	27	100	11	2	7	9	29
1979-80	Binghamton	AHL	28	0	6	6	48	—	—	—	—	—
	Los Angeles	NHL	43	0	0	0	113	4	0	0	0	11
1980-81	Los Angeles	NHL	72	5	13	18	155	4	0	0	0	27
1981-82	Los Angeles	NHL	60	1	8	9	145	10	1	3	4	41
1982-83	Los Angeles	NHL	69	3	12	15	167	—	—	—	—	—
1983-84	Los Angeles	NHL	69	3	18	21	141	—	—	—	—	—
1984-85	Los Angeles	NHL	77	2	9	11	185	3	0	1	1	0
1985-86	Los Angeles	NHL	79	11	31	42	226	—	—	—	—	—
1986-87	Los Angeles	NHL	77	7	29	36	155	5	1	2	3	10
1987-88	Los Angeles	NHL	58	2	23	25	159	5	1	2	3	21
1988-89	Philadelphia	NHL	67	2	19	21	184	18	0	2	2	51
1989-90	Philadelphia	NHL	59	3	16	19	129	—	—	—	—	—
	Buffalo	NHL	1	0	1	1	0	6	0	0	0	12
NHL TOTALS			731	39	187	218	1759	55	3	10	13	173
TOTALS AS A SABRE			1	0	1	1	0	6	0	0	0	12

SHAWN ANDERSON

DEFENSE

BORN: Montreal, Quebec - February 7, 1968
HEIGHT: 6'1" **WEIGHT:** 200 **SHOOTS:** Left
LAST AMATEUR CLUB: Canadian Olympic Team



HOW ACQUIRED

First round draft choice (fifth overall) of the Sabres in 1986.

CAREER

Started the season with Buffalo, but was assigned to Rochester on Dec. 9 and spent most of the rest of the season there...Will try to enter the team's defensive picture in training camp this fall...Spent part of 1985-86 at the University of Maine before joining the Canadian Olympic team...Was the second defenseman taken in the 1986 draft...Considered the top offensive prospect at that position in that year's draft...Sabre Games Missed to Injury: 0.

89-90 MILESTONE

Played in his 100th Sabre/NHL game on Oct. 13.


PLAYING RECORD

SEASON	CLUB	LEAGUE	REGULAR SEASON				PLAYOFFS						
			GP	G	A	PTS	PIM	GP	G	A	PTS	PIM	
1985-86	Univ. of Maine	H.E.	16	5	8	13	22	—	—	—	—	—	—
	Canada Olympic	—	49	4	14	18	38	—	—	—	—	—	—
1986-87	Buffalo	NHL	41	2	11	13	23	—	—	—	—	—	—
	Rochester	AHL	15	2	5	7	11	—	—	—	—	—	—
1987-88	Buffalo	NHL	23	1	2	3	17	—	—	—	—	—	—
	Rochester	AHL	22	5	16	21	19	6	0	0	0	0	
1988-89	Buffalo	NHL	33	2	10	12	18	5	0	1	1	4	
	Rochester	AHL	31	5	14	19	24	—	—	—	—	—	
1989-90	Buffalo	NHL	16	1	3	4	8	—	—	—	—	—	
	Rochester	AHL	39	2	16	18	41	9	1	0	1	8	
NHL TOTALS			113	6	26	32	66	5	0	1	1	4	
TOTALS AS A SABRE			113	6	26	32	66	5	0	1	1	4	

DONALD AUDETTE

RIGHT WING

BORN: Laval, Quebec - September 23, 1969
HEIGHT: 5'8" **WEIGHT:** 177 **SHOOTS:** Right
LAST AMATEUR CLUB: Laval Titan



HOW ACQUIRED

Ninth round draft choice (183rd overall) of the Sabres in 1989.

CAREER

Had an outstanding campaign in his first professional season, and saw action in Buffalo in the playoffs...Currently is only the second Sabre to have played in a playoff game but to have never participated in a regular season game (Michel Deziel is the other). That could change this season, as Audette will be given the chance to move up to the NHL for keeps...Was named to the first AHL All-Star team and won the Dudley "Red" Garrett Award as the AHL's rookie of the year...Was second on the Amerks in scoring in 1989-90, and was the team's VP Supply Most Popular Player...Second in playoff scoring for the Amerks...Was a first team All-Star in the QHL in 1988-89, and won the Guy Lafleur Trophy that season as the league's Playoff Most Valuable Player...Played with Francois Guay with Laval in the QHL.

PLAYING RECORD

SEASON	CLUB	LEAGUE	REGULAR SEASON				PLAYOFFS					
			GP	G	A	PTS	PIM	GP	G	A	PTS	PIM
1986-87	Laval	QHL	66	17	22	39	36	14	2	6	8	10
1987-88	Laval	QHL	63	48	61	109	56	14	7	12	19	20
1988-89	Laval	QHL	70	76	85	161	123	17	17	12	29	43
1989-90	Buffalo	NHL	0	0	0	0	0	2	0	0	0	0
	Rochester	AHL	70	42	46	88	78	15	9	8	17	29
NHL TOTALS			0	0	0	0	0	2	0	0	0	0
TOTALS AS A SABRE			0	0	0	0	0	2	0	0	0	0

GREG BROWN

DEFENSE

BORN: Hartford, Conn. - March 7, 1968
HEIGHT: 6'0" **WEIGHT:** 180 **SHOOTS:** Right
LAST AMATEUR CLUB: Boston College



HOW ACQUIRED

Second round draft choice (26th overall) of the Sabres in 1986.

CAREER

Has been one of the top players in American collegiate hockey for the past few seasons...Was a finalist last season for the Hobey Baker Trophy, which is awarded to the best college hockey player in the U.S....Played for Team USA at the 1990 World Championships in Switzerland...Played for the American team at the 1988 Winter Olympics in Calgary; one of his teammates was Dave Snugglerud...Named first team All-American and Hockey East Player of the Year in 1988-89...Played with David Littman at Boston College.

PLAYING RECORD

SEASON	CLUB	LEAGUE	REGULAR SEASON				PLAYOFFS					
			GP	G	A	PTS	PIM	GP	G	A	PTS	PIM
1986-87	Boston College	H.E.	37	10	27	37	22	—	—	—	—	—
1987-88	U.S. Olympic	—	53	6	29	35	22	—	—	—	—	—
1988-89	Boston College	H.E.	40	9	34	43	24	—	—	—	—	—
1989-90	Boston College	H.E.	41	5	35	40	42	—	—	—	—	—

SABRE FACT

The Sabres had an 18-9 record in one-goal decisions during the 1989-90 season - the best in the NHL.


B O B C O R K U M

CENTER

BORN: Salisbury, Mass. - December 18, 1967

HEIGHT: 6'2" **WEIGHT:** 215 **SHOOTS:** Right

LAST AMATEUR CLUB: University of Maine



HOW ACQUIRED

Third round draft choice (47th overall) of the Sabres in 1986.

CAREER

Turned pro in the summer of 1989, and spent most of his the season playing for Rochester...Was called up to Buffalo on Mar. 16 and saw action for the Sabres in the rest of the regular season and in the playoffs...Scored a goal on his first NHL shot...Wore number 42 for Buffalo in the regular season, but switched to 19 for the playoffs...Returned to Rochester to help the Amerks in their playoffs...Can also play right wing...Sabres Games Missed to Injury: 0.

89-90 MILESTONE

Scored his first NHL goal on Mar. 16.

PLAYING RECORD

SEASON	CLUB	LEAGUE	REGULAR SEASON					PLAYOFFS				
			GP	G	A	PTS	PIM	GP	G	A	PTS	PIM
1985-86	Univ. of Maine	H.E.	39	7	26	33	53	—	—	—	—	—
1986-87	Univ. of Maine	H.E.	35	18	11	29	24	—	—	—	—	—
1987-88	Univ. of Maine	H.E.	40	14	18	32	64	—	—	—	—	—
1988-89	Univ. of Maine	H.E.	45	17	31	48	64	—	—	—	—	—
1989-90	Buffalo	NHL	8	2	0	2	4	5	1	0	1	4
	Rochester	AHL	43	8	11	19	45	12	2	5	7	16
NHL TOTALS			8	2	0	2	4	5	1	0	1	4
TOTALS AS A SABRE			8	2	0	2	4	5	1	0	1	4

D A L E D E G R A Y

DEFENSE

BORN: Oshawa, Ont. - September 1, 1963

HEIGHT: 6'0" **WEIGHT:** 200 **SHOOTS:** Right

LAST AMATEUR CLUB: Oshawa Generals



HOW ACQUIRED

Came to the Sabres on November 24, 1989 in a trade with Los Angeles for Bob Halkidis.

CAREER

Gave the Amerks a big lift after coming over from New Haven in a November trade...Also filled in at Buffalo when the Sabres were hit by injuries...Has good offensive abilities, particularly on the power play...Was an eighth round selection (162nd overall) by Calgary in 1981...Was a second team All-Star in the AHL in 1984-85...Sabre Games Missed to Injury: 0.

PLAYING RECORD

SEASON	CLUB	LEAGUE	REGULAR SEASON					PLAYOFFS				
			GP	G	A	PTS	PIM	GP	G	A	PTS	PIM
1980-81	Oshawa	OHA	61	11	10	21	93	8	1	1	2	19
1981-82	Oshawa	OHL	66	11	23	34	162	12	3	4	7	49
1982-83	Oshawa	OHL	69	20	30	50	149	17	7	7	14	36
1983-84	Colorado	CHL	67	16	14	30	67	6	1	1	2	2
1984-85	Moncton	AHL	77	24	37	61	63	—	—	—	—	—
1985-86	Calgary	NHL	1	0	0	0	0	—	—	—	—	—
	Moncton	AHL	76	10	31	41	128	6	0	1	1	0
1986-87	Calgary	NHL	27	6	7	13	29	—	—	—	—	—
	Moncton	AHL	45	10	22	32	57	5	2	1	3	19
1987-88	Toronto	NHL	56	6	18	24	63	5	0	1	1	16
	Newmarket	AHL	8	2	10	12	8	—	—	—	—	—
1988-89	Los Angeles	NHL	63	6	22	28	97	8	1	2	3	12
1989-90	Buffalo	NHL	6	0	0	0	6	—	—	—	—	—
	Rochester	AHL	50	6	25	31	118	17	5	6	11	59
	New Haven	AHL	17	2	10	12	38	—	—	—	—	—
NHL TOTALS			153	18	47	65	195	13	1	3	4	28
TOTALS AS A SABRE			6	0	0	0	6	0	0	0	0	0


M I K E D O N N E L L Y

LEFT WING

BORN: Detroit, Michigan - October 10, 1963

HEIGHT: 5'11" **WEIGHT:** 185 **SHOOTS:** Left

LAST AMATEUR CLUB: Michigan State Univ.



HOW ACQUIRED

Came to the Sabres with a fifth round draft choice in 1988 (Alexander Mogilny) for Paul Cyr and a 10th round draft choice in 1988 (Eric Fenton).

CAREER

Had his most productive season as a professional, leading the Americans in scoring...His 55 assists and eight game-winning goals also led all Rochester players...Also led the Amerks in goals and points during the playoffs...Wore uniform number 24 during his first recall to the Sabres, but later switched to number 7...Was signed as a free agent by the New York Rangers on August 15, 1986...Was an NCAA West First All-American Team and CCHA First All-Star team selection at Michigan State in 1986, and helped the Spartans win a national title...Sabre Games Missed to Injury: 0.

PLAYING RECORD

SEASON	CLUB	LEAGUE	REGULAR SEASON					PLAYOFFS				
			GP	G	A	PTS	PIM	GP	G	A	PTS	PIM
1982-83	Michigan St.	CCHA	24	7	13	20	8	—	—	—	—	—
1983-84	Michigan St.	CCHA	44	18	14	32	40	—	—	—	—	—
1984-85	Michigan St.	CCHA	44	26	21	47	48	—	—	—	—	—
1985-86	Michigan St.	CCHA	44	59	38	97	65	—	—	—	—	—
1986-87	N.Y. Rangers	NHL	5	1	1	2	0	—	—	—	—	—
	New Haven	AHL	58	27	34	61	52	7	2	0	2	9
1987-88	Colorado	IHL	8	7	11	18	—	—	—	—	—	—
	N.Y. Rangers	NHL	17	2	2	4	8	—	—	—	—	—
1988-89	Buffalo	NHL	40	6	8	14	44	—	—	—	—	—
	Buffalo	NHL	22	4	6	10	10	—	—	—	—	—
	Rochester	AHL	53	32	37	69	53	—	—	—	—	—
1989-90	Buffalo	NHL	12	1	2	3	8	—	—	—	—	—
	Rochester	AHL	68	43	55	98	71	16	12	7	19	9
NHL TOTALS			96	14	19	33	70	0	0	0	0	0
TOTALS AS A SABRE			74	11	16	27	62	0	0	0	0	0

J O D Y G A G E

RIGHT WING

BORN: Toronto, Ontario - November 29, 1959
HEIGHT: 6'0" **WEIGHT:** 190 **SHOOTS:** Right
LAST AMATEUR CLUB: Kitchener Rangers



HOW ACQUIRED

Signed as a free agent by the Sabres on July 31, 1985.

CAREER

Had another outstanding season for the Americans and is among the franchise's all-time leaders in several categories...Third on the Amerks in scoring in 1989-90, and led the team in goals (45) and power play goals (20)...Scored his 200th career Rochester goal and 400th career Amerk point this past season...In 1987-88 he was named the AHL's Most Valuable Player and was a first team All-Star at right wing...Came within one goal of breaking Paul Gardner's AHL record for goals in a season...Helped Rochester win the Calder Cup in 1986-87...Tied an AHL record in 1986-87 for most playoff goals (14)...Was drafted by Detroit in the third round (45th overall) in 1979...Spent six seasons with the Red Wings' organization...Set several club records while at Adirondack, and helped that club win a Calder Cup in 1980-81.

PLAYING RECORD

SEASON	CLUB	LEAGUE	REGULAR SEASON					PLAYOFFS				
			GP	G	A	PTS	PIM	GP	G	A	PTS	PIM
1977-78	Ham.-Kitch	OHA	68	32	45	77	40	9	4	3	7	4
1978-79	Kitchener	OHA	58	46	43	89	40	10	1	2	3	6
1979-80	Adirondack	AHL	63	25	21	46	15	5	2	1	3	0
1980-81	Detroit	NHL	16	2	2	4	22	—	—	—	—	—
	Adirondack	AHL	59	17	31	48	44	17	9	6	15	12
1981-82	Adirondack	AHL	47	21	20	41	21	—	—	—	—	—
	Detroit	NHL	31	9	10	19	2	—	—	—	—	—
1982-83	Adirondack	AHL	65	23	30	53	33	6	1	5	6	8
1983-84	Detroit	NHL	3	0	0	0	0	—	—	—	—	—
	Adirondack	AHL	73	40	32	72	32	6	3	4	7	2
1984-85	Adirondack	AHL	78	27	33	60	55	—	—	—	—	—
1985-86	Buffalo	NHL	7	3	2	5	0	—	—	—	—	—
	Rochester	AHL	73	42	57	99	54	—	—	—	—	—
1986-87	Rochester	AHL	70	26	39	65	60	17	14	5	19	24
1987-88	Rochester	AHL	76	60	44	104	46	5	2	5	7	10
	Buffalo	NHL	2	0	0	0	0	—	—	—	—	—
1988-89	Rochester	AHL	65	31	38	69	50	—	—	—	—	—
	Rochester	AHL	75	45	38	83	42	17	4	6	10	12
1989-90	Rochester	AHL	59	14	14	28	24	0	0	0	0	0
NHL TOTALS			59	14	14	28	24	0	0	0	0	0
TOTALS AS A SABRE			9	3	2	5	0	0	0	0	0	0

SABRE FACT


The Sabres lost 206 man-games to injury in 1989-90, their smallest number in three seasons. The yearly totals are as follows:

1989-90 - 206	1984-85 - 155	1979-80 - 45
1988-89 - 334	1983-84 - 145	1978-79 - 187
1987-88 - 390	1982-83 - 123	1977-78 - 233
1986-87 - 192	1981-82 - 108	1976-77 - 93
1985-86 - 279	1980-81 - 160	

K E V I N H A L L E R

DEFENSE

BORN: Trochu, Alberta - December 5, 1970
HEIGHT: 6'2" **WEIGHT:** 183 **SHOOTS:** Left
LAST AMATEUR CLUB: Regina Pats



HOW ACQUIRED

First round draft choice (14th overall) of the Sabres in 1989.

CAREER

Considered one of the top junior players in Canada, and could be ready to jump to the NHL this season...Was called up in mid-February when the Sabres were hit by injuries to their defensemen, and did not look out of place...Won a gold medal with Team Canada in the 1990 World Junior Hockey Championships; he had two goals and two assists in seven games...Played in the 1990 Western Hockey League All-Star Game...Won the Regina Community Involvement Player of the Month Award for January.

PLAYING RECORD

SEASON	CLUB	LEAGUE	REGULAR SEASON					PLAYOFFS				
			GP	G	A	PTS	PIM	GP	G	A	PTS	PIM
1988-89	Regina	WHL	72	10	31	41	99	—	—	—	—	—
1989-90	Buffalo	NHL	2	0	0	0	0	—	—	—	—	—
	Regina	WHL	58	16	37	53	93	11	2	9	11	16
NHL TOTALS			2	0	0	0	0	0	0	0	0	0
TOTALS AS A SABRE			2	0	0	0	0	0	0	0	0	0

S T E V E L U D Z I K

CENTER

BORN: Toronto, Ont. - April 3, 1962
HEIGHT: 5'11" **WEIGHT:** 185 **SHOOTS:** Left
LAST AMATEUR CLUB: Niagara Falls Flyers



HOW ACQUIRED

Came to the Sabres with a fifth round draft choice in 1990 (Todd Bojcun) on September 29, 1989 in a trade with Chicago for Jacques Cloutier and a sixth round draft choice in 1990 (Derek Edgerly).

CAREER

Was the Amerks' top all-around player, and was a helpful acquisition when the Sabres needed a center in late December because of injuries...Won the Star of Stars Award in Rochester...Drafted by Chicago in the second round (28th overall) in 1980...Played junior hockey at Niagara Falls with Steve Larmer...Had a hat trick 12/28/85 at Washington...Sabre Games Missed to Injury: 0.

SABRE FACT

Mike Foligno was appointed captain of the Sabres in February, 1989. His predecessors in that position were Floyd Smith (1970-71), Gerry Meehan (1971-72 to 1973-74), Jim Schoenfeld (1974-75 to 1976-77), Danny Gare (1977-78 to 1981-82), Gil Perreault (1981-82 to 1986-87) and Lindy Ruff (1986-87 to 1988-89).

PLAYING RECORD

SEASON	CLUB	LEAGUE	REGULAR SEASON					PLAYOFFS				
			GP	G	A	PTS	PIM	GP	G	A	PTS	PIM
1978-79	Niagara Falls	OHA	68	32	65	97	138	10	6	6	12	16
1979-80	Niagara Falls	OHA	67	43	76	119	102	12	5	9	14	40
1980-81	Niagara Falls	OHA	58	50	92	142	108	-	-	-	-	-
1981-82	Chicago	NHL	8	2	1	3	2	-	-	-	-	-
	New Brunswick	AHL	73	21	41	62	142	15	3	7	10	6
1982-83	Chicago	NHL	66	6	19	25	63	13	3	5	8	20
	Chicago	NHL	80	9	20	29	73	4	0	1	1	9
1983-84	Chicago	NHL	79	11	20	31	86	15	1	1	2	16
1984-85	Chicago	NHL	49	6	5	11	21	3	0	0	0	12
1985-86	Chicago	NHL	49	6	5	11	21	4	0	0	0	0
1986-87	Chicago	NHL	52	5	12	17	34	4	0	0	0	0
1987-88	Chicago	NHL	73	6	15	21	40	5	0	1	1	13
1988-89	Chicago	NHL	6	1	0	1	8	-	-	-	-	-
	Chicago	NHL	65	21	57	78	129	6	0	1	1	17
1989-90	Saginaw	IHL	11	0	1	1	6	-	-	-	-	-
	Buffalo	NHL	54	25	29	54	71	16	5	6	11	57
	Rochester	AHL	54	25	29	54	71	44	4	8	12	70
NHL TOTALS			424	46	93	139	333	0	0	0	0	0
TOTALS AS A SABRE			11	0	1	1	6					

ROBERT RAY

LEFT WING

BORN: Belleville, Ontario - June 8, 1968
 HEIGHT: 6'0" WEIGHT: 210 SHOOTS: Left
 LAST AMATEUR CLUB: Cornwall Royals

HOW ACQUIRED

Fifth round draft choice (97th overall) of the Sabres in 1988.

CAREER


Was called up to the Sabres from Rochester on Oct. 21, and quickly made an impression with his aggressive style of play...Scored a goal on his first NHL shot and added an assist in the Oct. 21 game in Pittsburgh...Was returned to Americans on Dec. 15, and stayed there through most of the rest of the season...His 99 penalty minutes is the eighth-highest one-season total by any Sabre rookie...Could figure in the fight for a roster spot this fall...Led the Amerks in penalty minutes for the second straight year; his total of 446 in 1988-89 is a club record...Had one multiple point game with the Sabres...
 Sabre Games Missed to Injury: 0.

89-90 MILESTONE

Scored his first NHL goal on Oct. 21.

PLAYING RECORD

SEASON	CLUB	LEAGUE	REGULAR SEASON					PLAYOFFS				
			GP	G	A	PTS	PIM	GP	G	A	PTS	PIM
1984-85	Whitby	OPJHL	35	5	10	15	318	-	-	-	-	-
1985-86	Cornwall	OHL	53	6	13	19	253	6	0	0	0	26
1986-87	Cornwall	OHL	46	17	20	37	158	5	1	1	2	16
1987-88	Cornwall	OHL	61	11	41	52	179	11	2	3	5	33
1988-89	Rochester	AHL	74	11	18	29	446	-	-	-	-	-
1989-90	Buffalo	NHL	27	2	1	3	99	-	-	-	-	-
	Rochester	AHL	43	2	13	15	335	17	1	3	4	115
NHL TOTALS			27	2	1	3	99	0	0	0	0	0
TOTALS AS A SABRE			27	2	1	3	99	0	0	0	0	0



DARRIN SHANNON

LEFT WING

BORN: Barrie, Ontario - December 8, 1969
 HEIGHT: 6'2" WEIGHT: 200 SHOOTS: Left
 LAST AMATEUR CLUB: Windsor Compuware Spittires



HOW ACQUIRED

Came to the Sabres with Doug Bodger on November 12, 1988 in a trade with Pittsburgh for Tom Barrasso and a third round draft choice in 1990 (Joe Dziedzic).

CAREER

Started the season in Buffalo, but was sent to Rochester after not playing in the first week's games...Came back to the Sabres on Feb. 21, and stayed through the end of the playoffs - when he returned to Rochester for the Calder Cup playoffs...An excellent defensive player, Darrin could be up in the NHL for good...Was Pittsburgh's first draft choice (fifth overall) in 1988...A member of Team Canada at the World Junior Hockey Championships in 1989...Won the Bobby Smith Trophy for 1987-88 as the OHL's Top Scholastic Player (goes to player who combines high standards of play with academic excellence)...Played in the Memorial Cup finals in 1988 and was on the all-star team...Sabres' Games Missed to Injury: 1.

89-90 MILESTONE

Scored his first NHL goal on Mar. 8.


PLAYING RECORD

SEASON	CLUB	LEAGUE	REGULAR SEASON					PLAYOFFS				
			GP	G	A	PTS	PIM	GP	G	A	PTS	PIM
1986-87	Windsor	OHL	60	16	67	83	116	14	4	6	10	8
1987-88	Windsor	OHL	43	33	41	74	49	12	6	12	18	9
1988-89	Windsor	OHL	54	33	48	81	47	-	-	-	-	-
	Buffalo	NHL	3	0	0	0	0	2	0	0	0	0
1989-90	Buffalo	NHL	17	2	7	9	4	6	0	1	1	4
	Rochester	AHL	50	20	23	43	25	9	4	1	5	2
NHL TOTALS			20	2	7	9	4	8	0	1	1	4
TOTALS AS A SABRE			20	2	7	9	4	8	0	1	1	4

DARCY WAKALUK

GOALTENDER

BORN: Pincher Creek, Alta. - March 14, 1966
 HEIGHT: 5'11" WEIGHT: 180 CATCHES: Left
 LAST AMATEUR CLUB: Spokane Chiefs



HOW ACQUIRED

Seventh round draft choice (144th overall) of the Sabres in 1984.

CAREER

Turned his best professional season yet as he was Rochester's number one goalie throughout the season...Chosen as the Amerks' Campbell's Soup Most Valuable Player for 1989-90...One of the best stick-handlers among goalies in all of pro hockey...The first goalie in AHL history to score a goal; it came on Dec. 5, 1987 against Utica.

PLAYING RECORD

SEASON	CLUB	LEAGUE	REGULAR SEASON					PLAYOFFS				
			GP	MIN	GA	SO	AVG.	GP	MIN	GA	SO	AVG.
1983-84	Kelowna	WHL	31	1555	163	0	6.29	-	-	-	-	-
1984-85	Kelowna	WHL	54	3094	244	0	4.73	5	282	22	0	4.68
1985-86	Spokane	WHL	47	2562	224	1	5.25	7	419	37	0	5.30
1986-87	Rochester	AHL	11	546	26	0	2.86	4	140	11	0	4.71
	Flint	IHL	9	356	38	0	6.42	-	-	-	-	-
1987-88	Rochester	AHL	55	2763	159	0	3.45	6	328	22	0	4.02
1988-89	Rochester	AHL	33	1566	97	1	3.72	-	-	-	-	-
	Buffalo	NHL	6	214	15	0	4.21	-	-	-	-	-
1989-90	Rochester	AHL	55	3095	173	2	3.35	17	1000	50	0	3.00
NHL TOTALS			6	214	15	0	4.21	0	0	0	0	0.00
TOTALS AS A SABRE			6	214	15	0	4.21	0	0	0	0	0.00


DAVE BASSEGIO

DEFENSE

BORN: Niagara Falls, Ontario - October 28, 1967

HEIGHT: 6'3" WEIGHT: 210 SHOOTS: Left

LAST AMATEUR CLUB: Yale University



HOW ACQUIRED

Fourth round draft choice (68th overall) of the Sabres in 1986

PLAYING RECORD

SEASON	CLUB	LEAGUE	REGULAR SEASON					PLAYOFFS				
			GP	G	A	PTS	PIM	GP	G	A	PTS	PIM
1985-86	Yale	ECAC	30	7	17	24	54	-	-	-	-	-
1986-87	Yale	ECAC	29	8	17	25	52	-	-	-	-	-
1987-88	Yale	ECAC	24	4	22	26	67	-	-	-	-	-
1988-89	Yale	ECAC	28	10	23	33	41	-	-	-	-	-
1989-90	Rochester	AHL	41	3	15	18	41	-	-	-	-	-
	Indianapolis	IHL	10	1	7	8	2	10	2	4	6	15

OTHER MEMBERS OF THE ROSTER

A few veteran players who are not pictured in this book are included in the training camp roster.

MIKE de CARLE was selected by the Sabres in the second round of the supplemental draft in 1987. Last season the left winger scored five goals and four assists in 26 games for Phoenix of the IHL, and he scored four goals and five assists for nine points for Fort Worth of the IHL.


JOHN NELSON was the team's 10th round draft choice in 1989. After spending his first three junior seasons in Toronto, the center divided his time between Hamilton and Kingston of the Ontario Hockey League last season.

DWAYNE HUTTON was invited to camp as a free agent. He did not play hockey last season. The center played the three previous seasons in the International Hockey League. In his last season, Hutton had 13 goals and 10 assists in dividing 45 games between Flint and Indianapolis.

IAN BOYCE was a supplemental draft choice of the Sabres in 1989. After completing his career at the University of Vermont, he spent last season playing in Europe.

Heights, weights and other basic information on these players can be found in the Training Camp roster on pages 20 and 21. Press time for this roster was August 8, so it does not reflect changes after that date.

FRANCOIS GUAY



CENTER

BORN: Gatineau, Quebec - June 8, 1968

HEIGHT: 6'0" WEIGHT: 190 SHOOTS: Left

LAST AMATEUR CLUB: Laval Titan

HOW ACQUIRED

Eighth round draft choice (152th overall) of the Sabres in 1986.

PLAYING RECORD

SEASON	CLUB	LEAGUE	REGULAR SEASON					PLAYOFFS				
			GP	G	A	PTS	PIM	GP	G	A	PTS	PIM
1984-85	Laval	QHL	66	13	18	31	21	-	-	-	-	-
1985-86	Laval	QHL	71	19	55	74	46	14	5	6	11	15
1986-87	Laval	QHL	63	52	77	129	67	14	5	13	18	18
1987-88	Laval	QHL	66	60	84	144	142	14	10	15	25	10
1988-89	Rochester	AHL	45	6	20	26	34	-	-	-	-	-
1989-90	Buffalo	NHL	1	0	0	0	0	-	-	-	-	-
	Rochester	AHL	69	28	35	63	39	16	4	8	12	12
NHL TOTALS			1	0	0	0	0	0	0	0	0	0
TOTALS AS A SABRE			1	0	0	0	0	0	0	0	0	0


JIM HOFFORD

DEFENSE

BORN: Sudbury, Ontario - October 4, 1964

HEIGHT: 6'0" WEIGHT: 205 SHOOTS: Right

LAST AMATEUR CLUB: Windsor Spitfires



HOW ACQUIRED

Claimed on waivers from Los Angeles on October 20, 1988.


PLAYING RECORD

SEASON	CLUB	LEAGUE	REGULAR SEASON					PLAYOFFS				
			GP	G	A	PTS	PIM	GP	G	A	PTS	PIM
1982-83	Windsor	OHL	63	8	20	28	173	3	0	1	1	15
1983-84	Windsor	OHL	1	0	0	0	2	-	-	-	-	-
1984-85	Rochester	AHL	71	2	13	15	166	5	0	0	0	16
1985-86	Buffalo	NHL	5	0	0	0	5	-	-	-	-	-
	Rochester	AHL	40	2	7	9	148	-	-	-	-	-
1986-87	Buffalo	NHL	12	0	0	0	40	-	-	-	-	-
	Rochester	AHL	54	1	8	9	204	13	1	0	1	57
1987-88	Rochester	AHL	69	3	15	18	322	7	0	0	0	28
1988-89	Los Angeles	NHL	1	0	0	0	2	-	-	-	-	-
	Rochester	AHL	34	1	9	10	139	-	-	-	-	-
1989-90	Rochester	AHL	52	1	9	10	233	17	1	1	2	56
NHL TOTALS			18	0	0	0	47	0	0	0	0	0
TOTALS AS A SABRE			17	0	0	0	45	0	0	0	0	0

JIM JACKSON

RIGHT WING

BORN: Oshawa, Ontario - February 1, 1960
 HEIGHT: 5'8" WEIGHT: 185 SHOOTS: Right
 LAST AMATEUR CLUB: Niagara Falls Flyers



HOW ACQUIRED

Signed as a free agent on September 26, 1985.


PLAYING RECORD

SEASON	CLUB	LEAGUE	REGULAR SEASON					PLAYOFFS				
			GP	G	A	PTS	PIM	GP	G	A	PTS	PIM
1980-81	Richmond	EHL	58	17	43	60	42	10	1	0	1	4
1981-82	Muskegon	IHL	82	24	51	75	72	—	—	—	—	—
1982-83	Colorado	CHL	30	10	16	26	4	—	—	—	—	—
	Calgary	NHL	48	8	12	20	7	8	2	1	3	2
1983-84	Colorado	CHL	25	5	27	32	4	—	—	—	—	—
	Calgary	NHL	49	6	14	20	13	6	1	1	2	4
1984-85	Calgary	NHL	10	1	4	5	0	—	—	—	—	—
	Moncton	AHL	24	2	5	7	6	—	—	—	—	—
1985-86	Rochester	AHL	65	16	32	48	10	16	5	4	9	6
1986-87	Rochester	AHL	71	19	38	57	48	7	2	6	8	4
1987-88	Rochester	AHL	74	23	48	71	23	0	0	0	0	0
	Buffalo	NHL	5	2	0	2	0	0	0	0	0	0
1988-89	Rochester	AHL	73	19	50	69	14	—	—	—	—	—
1989-90	Rochester	AHL	77	16	37	53	14	9	1	5	6	4
NHL TOTALS			112	17	30	47	20	14	3	2	5	6
TOTALS AS A SABRE			5	2	0	2	0	0	0	0	0	0

KEVIN KERER

RIGHT WING

BORN: North Bay, Ontario - September 18, 1967
 HEIGHT: 5'10" WEIGHT: 190 SHOOTS: Right
 LAST AMATEUR CLUB: Windsor Spitfires



HOW ACQUIRED

Third round draft choice (56th overall) of the Sabres in 1986.


PLAYING RECORD

SEASON	CLUB	LEAGUE	REGULAR SEASON					PLAYOFFS				
			GP	G	A	PTS	PIM	GP	G	A	PTS	PIM
1985-86	Windsor	OHL	59	21	51	72	266	16	6	8	14	55
1986-87	Windsor	OHL	63	27	41	68	264	14	3	8	11	45
1987-88	Rochester	AHL	72	18	11	29	352	5	1	3	4	42
1988-89	Rochester	AHL	66	20	18	38	306	—	—	—	—	—
	Rochester	AHL	8	0	1	1	22	—	—	—	—	—
1989-90	Rochester	AHL	43	11	16	27	219	5	0	1	1	33
	Ft. Worth	IHL	43	11	16	27	219	—	—	—	—	—
	Phoenix	IHL	6	0	0	0	25	—	—	—	—	—

DAVID LITTMAN

GOALTENDER

BORN: Cranston, Rhode Island - June 13, 1967
 HEIGHT: 6'0" WEIGHT: 172 CATCHES: Left
 LAST AMATEUR CLUB: Boston College



HOW ACQUIRED

11th round draft choice (211th overall) of the Sabres in 1987.

PLAYING RECORD

SEASON	CLUB	LEAGUE	REGULAR SEASON					PLAYOFFS				
			GP	MIN	GA	SO	AVG.	GP	MIN	GA	SO	AVG.
1986-87	Boston Coll	H.E.	21	1182	68	0	3.45	—	—	—	—	—
1987-88	Boston Coll	H.E.	30	1726	116	0	4.03	—	—	—	—	—
1988-89	Boston Coll	H.E.	32	1945	107	0	3.30	—	—	—	—	—
1989-90	Rochester	AHL	14	681	37	0	3.26	1	33	4	0	7.27
	Phoenix	IHL	18	1047	64	0	3.67	—	—	—	—	—

DARCY LOEWEN

LEFT WING

BORN: Calgary, Alberta - February 26, 1969
 HEIGHT: 5'10" WEIGHT: 185 SHOOTS: Left
 LAST AMATEUR CLUB: Spokane Chiefs



HOW ACQUIRED

Third round draft choice (55th overall) of the Sabres in 1988.

PLAYING RECORD

SEASON	CLUB	LEAGUE	REGULAR SEASON					PLAYOFFS				
			GP	G	A	PTS	PIM	GP	G	A	PTS	PIM
1986-87	Spokane	WHL	68	15	25	40	129	5	0	0	0	0
1987-88	Spokane	WHL	72	30	44	74	231	15	7	5	12	54
1988-89	Spokane	WHL	60	31	27	58	194	—	—	—	—	—
1989-90	Buffalo	NHL	4	0	0	0	4	—	—	—	—	—
	Rochester	AHL	50	7	11	18	193	5	1	0	1	6
NHL TOTALS			4	0	0	0	4	0	0	0	0	0
TOTALS AS A SABRE			4	0	0	0	4	0	0	0	0	0


SABRE FACT

The Sabres were the only NHL team in 1989-90 to have a save percentage of better than .900.

ANDREW MacVICAR

LEFT WING

BORN: Dartmouth, N.S. - March 12, 1969
 HEIGHT: 6'1" WEIGHT: 210 SHOOTS: Left
 LAST AMATEUR CLUB: Peterborough Petes



HOW ACQUIRED

Third round draft choice (53rd overall) of the Sabres in 1987.


PLAYING RECORD

SEASON	CLUB	LEAGUE	REGULAR SEASON					PLAYOFFS				
			GP	G	A	PTS	PIM	GP	G	A	PTS	PIM
1986-87	Peterborough	OHL	64	6	13	19	33	11	2	1	3	7
1987-88	Peterborough	OHL	62	30	51	81	45	12	2	10	12	8
1988-89	Peterborough	OHL	66	25	29	54	56	17	5	6	11	30
1989-90	Sudbury	OHL	40	12	15	27	45	7	2	5	7	10

SCOTT McCRORY

CENTER

BORN: Sudbury, Ontario - February 27, 1967
 HEIGHT: 5'10" WEIGHT: 185 SHOOTS: Right
 LAST AMATEUR CLUB: Oshawa Generals



HOW ACQUIRED

Came to Sabres on June 1, 1989 in a trade with Washington for Mark Ferner.

PLAYING RECORD

SEASON	CLUB	LEAGUE	REGULAR SEASON					PLAYOFFS				
			GP	G	A	PTS	PIM	GP	G	A	PTS	PIM
1984-85	Oshawa	OHL	64	9	24	33	28	—	—	—	—	—
1985-86	Oshawa	OHL	66	52	80	132	40	6	5	8	13	0
1986-87	Oshawa	OHL	66	51	99	150	35	24	15	22	37	20
1987-88	Binghamton	AHL	72	18	33	51	29	4	0	1	1	2
1988-89	Baltimore	AHL	80	38	51	89	25	—	—	—	—	—
1989-90	Rochester	AHL	51	14	41	55	46	13	3	6	9	2


SABRE FACT

The Sabres had 11 straight winning seasons between 1974-75 and 1984-85, the sixth longest such streak in NHL history.

DON McSWEEN

DEFENSE

BORN: Detroit, Michigan - June 9, 1964
 HEIGHT: 5'11" WEIGHT: 195 SHOOTS: Left
 LAST AMATEUR CLUB: Michigan State



HOW ACQUIRED

Eighth round draft choice (154th overall) of the Sabres in 1983.

PLAYING RECORD

SEASON	CLUB	LEAGUE	REGULAR SEASON					PLAYOFFS				
			GP	G	A	PTS	PIM	GP	G	A	PTS	PIM
1983-84	Michigan State	CCHA	46	10	26	36	30	—	—	—	—	—
1984-85	Michigan State	CCHA	44	2	23	25	50	—	—	—	—	—
1985-86	Michigan State	CCHA	45	9	29	38	18	—	—	—	—	—
1986-87	Michigan State	CCHA	45	7	23	30	34	—	—	—	—	—
1987-88	Rochester	AHL	63	9	29	38	108	6	0	1	1	15
	Buffalo	NHL	5	0	1	1	6	—	—	—	—	—
1988-89	Rochester	AHL	65	7	22	29	45	—	—	—	—	—
1989-90	Buffalo	NHL	4	0	0	0	6	—	—	—	—	—
	Rochester	AHL	70	16	43	59	43	17	3	10	13	12
NHL TOTALS			9	0	1	1	12	0	0	0	0	0
TOTALS AS A SABRE			9	0	1	1	12	0	0	0	0	0

SCOTT METCALFE

LEFT WING

BORN: Toronto, Ontario - January 6, 1967
 HEIGHT: 6'0" WEIGHT: 200 SHOOTS: Left
 LAST AMATEUR CLUB: Kingston Canadians



HOW ACQUIRED

Came to the Sabres with a ninth round draft choice in 1989 (Donald Audette) on Feb. 11, 1988 in a trade with Edmonton for Steve Dykstra and a seventh round draft choice in 1989 (Davis Payne).


PLAYING RECORD

SEASON	CLUB	LEAGUE	REGULAR SEASON					PLAYOFFS				
			GP	G	A	PTS	PIM	GP	G	A	PTS	PIM
1983-84	Kingston	OHL	68	25	49	74	154	—	—	—	—	—
1984-85	Kingston	OHL	58	27	33	60	100	—	—	—	—	—
1985-86	Kingston	OHL	66	36	43	79	213	10	3	6	9	21
1986-87	Windsor	OHL	57	25	57	82	156	13	5	5	10	27
1987-88	Nova Scotia	AHL	45	9	19	28	87	—	—	—	—	—
	Edmonton	NHL	2	0	0	0	0	—	—	—	—	—
	Rochester	AHL	22	2	13	15	56	7	1	3	4	24
	Buffalo	NHL	1	0	1	1	0	—	—	—	—	—
1988-89	Buffalo	NHL	9	1	1	2	13	—	—	—	—	—
	Rochester	AHL	60	20	31	51	241	—	—	—	—	—
1989-90	Buffalo	NHL	7	0	0	0	5	—	—	—	—	—
	Rochester	AHL	43	12	17	29	93	2	0	1	1	0
NHL TOTALS			19	1	2	3	5	0	0	0	0	0
TOTALS AS A SABRE			17	1	2	3	5	0	0	0	0	0

BRAD MILLER

DEFENSE

BORN: Edmonton, Alberta - July 23, 1969
 HEIGHT: 6'4" WEIGHT: 220 SHOOTS: Left
 LAST AMATEUR CLUB: Regina Pats



HOW ACQUIRED

Second round draft choice (22nd overall) of the Sabres in 1987.


PLAYING RECORD

SEASON	CLUB	LEAGUE	REGULAR SEASON					PLAYOFFS				
			GP	G	A	PTS	PIM	GP	G	A	PTS	PIM
1985-86	Regina	WHL	71	2	14	16	99	10	1	1	2	4
1986-87	Regina	WHL	67	10	38	48	154	3	0	0	0	0
1987-88	Regina	WHL	61	9	34	43	148	—	—	—	—	—
	Rochester	AHL	0	0	0	0	0	2	0	0	0	0
1988-89	Buffalo	NHL	7	0	0	0	6	—	—	—	—	—
	Regina	WHL	34	8	18	26	95	—	—	—	—	—
	Rochester	AHL	3	0	0	0	4	—	—	—	—	—
1989-90	Buffalo	NHL	1	0	0	0	0	—	—	—	—	—
	Rochester	AHL	60	2	10	12	273	8	1	0	1	52
NHL TOTALS			8	0	0	0	6	0	0	0	0	0
TOTALS AS A SABRE			8	0	0	0	6	0	0	0	0	0

MITCH MOLLOY

LEFT WING

BORN: Red Lake, Ontario - October 10, 1966
 HEIGHT: 6'3" WEIGHT: 212 SHOOTS: Left
 LAST AMATEUR CLUB: Camrose Lutheran College



HOW ACQUIRED

Signed as a free agent in Feb., 1990.


PLAYING RECORD

SEASON	CLUB	LEAGUE	REGULAR SEASON					PLAYOFFS				
			GP	G	A	PTS	PIM	GP	G	A	PTS	PIM
1987-88	Virginia	AAHL	43	26	45	71	196	8	5	4	9	63
1988-89	Maine	AHL	47	1	8	9	177	—	—	—	—	—
1989-90	Buffalo	NHL	2	0	0	0	10	—	—	—	—	—
	Rochester	AHL	15	1	1	2	43	—	—	—	—	—
	Johnstown	ECHL	18	10	10	20	102	—	—	—	—	—
NHL TOTALS			2	0	0	0	10	0	0	0	0	0
TOTALS AS A SABRE			2	0	0	0	10	0	0	0	0	0

JOEL SAVAGE

RIGHT WING

BORN: Surrey, B.C. - December 25, 1969
 HEIGHT: 5'11" WEIGHT: 205 SHOOTS: Right
 LAST AMATEUR CLUB: Victoria Cougars



HOW ACQUIRED

First round draft choice (13th overall) of the Sabres in 1988.


PLAYING RECORD

SEASON	CLUB	LEAGUE	REGULAR SEASON					PLAYOFFS				
			GP	G	A	PTS	PIM	GP	G	A	PTS	PIM
1986-87	Victoria	WHL	68	14	13	27	48	5	2	0	2	0
1987-88	Victoria	WHL	69	37	32	69	73	—	—	—	—	—
1988-89	Victoria	WHL	60	17	30	47	95	—	—	—	—	—
1989-90	Rochester	AHL	43	6	7	13	39	5	0	1	1	4

STEVE SMITH

DEFENSE

BORN: Trenton, Ontario - April 4, 1963
 HEIGHT: 5'9" WEIGHT: 215 SHOOTS: Left
 LAST AMATEUR CLUB: Sault Ste. Marie Greyhounds



HOW ACQUIRED

Came from Calgary in Waiver Draft on October 3, 1988.

PLAYING RECORD

SEASON	CLUB	LEAGUE	REGULAR SEASON					PLAYOFFS				
			GP	G	A	PTS	PIM	GP	G	A	PTS	PIM
1980-81	S.S. Marie	OHA	61	3	37	40	143	19	0	6	6	60
1981-82	Philadelphia	NHL	8	0	1	1	0	—	—	—	—	—
	S.S. Marie	OHL	50	7	20	27	179	12	0	2	2	23
1982-83	S.S. Marie	OHL	55	11	33	44	139	16	0	8	8	28
1983-84	Springfield	AHL	70	4	25	29	77	4	0	0	0	0
1984-85	Philadelphia	NHL	2	0	0	0	7	—	—	—	—	—
	Hershey	AHL	65	10	20	30	83	—	—	—	—	—
1985-86	Philadelphia	NHL	2	0	0	0	2	—	—	—	—	—
	Hershey	AHL	49	1	11	12	96	16	2	4	6	43
1986-87	Philadelphia	NHL	2	0	0	0	6	—	—	—	—	—
	Hershey	AHL	66	11	26	37	191	5	0	2	2	8
1987-88	Hershey	AHL	66	10	19	29	132	12	2	10	12	35
1988-89	Buffalo	NHL	3	0	0	0	0	—	—	—	—	—
	Rochester	AHL	48	2	14	16	79	—	—	—	—	—
1989-90	Rochester	AHL	42	3	15	18	107	17	0	5	5	27
NHL TOTALS			17	0	1	1	15	0	0	0	0	0
TOTALS AS A SABRE			3	0	0	0	0	0	0	0	0	0

K E N S U T T O N

DEFENSE


BORN: Edmonton, Alberta - May 11, 1969
HEIGHT: 6'0" **WEIGHT:** 195 **SHOOTS:** Left
LAST AMATEUR CLUB: Saskatoon

HOW ACQUIRED

Fifth round draft choice (98th overall) of the Sabres in 1989.

PLAYING RECORD

SEASON	CLUB	LEAGUE	REGULAR SEASON					PLAYOFFS				
			GP	G	A	PTS	PIM	GP	G	A	PTS	PIM
1987-88	Calgary	AJHL	53	13	43	56	228	—	—	—	—	—
1988-89	Saskatoon	WHL	71	22	31	53	104	8	2	5	7	12
1989-90	Rochester	AHL	57	5	14	19	83	11	1	6	7	15



G R A N T T K A C H U K

LEFT WING


BORN: Lac La Biche, Alta. - September 24, 1968
HEIGHT: 5'10" **WEIGHT:** 180 **SHOOTS:** Left
LAST AMATEUR CLUB: Saskatoon Blades

HOW ACQUIRED

Ninth round draft choice (169th overall) of the Sabres in 1987.

PLAYING RECORD

SEASON	CLUB	LEAGUE	REGULAR SEASON					PLAYOFFS				
			GP	G	A	PTS	PIM	GP	G	A	PTS	PIM
1984-85	Saskatoon	WHL	71	8	16	24	55	3	0	1	1	2
1985-86	Saskatoon	WHL	52	18	27	45	82	12	1	3	4	15
1986-87	Saskatoon	WHL	71	46	36	82	108	11	4	3	7	12
1987-88	Saskatoon	WHL	70	51	46	97	126	6	3	6	9	8
1988-89	Rochester	AHL	64	12	13	25	26	—	—	—	—	—
1989-90	Phoenix	IHL	72	17	23	40	66	—	—	—	—	—



SABRE FACT

The Sabres had a better than .500 record in 1987-88 and 1988-89 despite allowing more goals than they have scored. They were only the second team in NHL history to do this. The other team was the New York Rangers of 1934-35 and 1935-36.

ALSO DRAFTED BY THE SABRES

MARK ASTLEY

Selected in 10th Round in 1989

SEASON	CLUB	LEAGUE	GP	G	A	PTS	PIM
1988-89	L. Superior St.	CCHA	42	3	12	15	26
1989-90	L. Superior St.	CCHA	43	7	25	32	68

DEFENSE

5'11", 185 lbs.

MIKE BARKLEY

Selected in 6th Round in 1989

SEASON	CLUB	LEAGUE	GP	G	A	PTS	PIM
1988-89	Univ. of Maine	H.E.	41	12	16	25	16
1989-90	Univ. of Maine	H.E.	43	11	19	30	26

RIGHT WING

6'0", 185 lbs.

MIKE BAVIS

Selected in 12th Round in 1989

SEASON	CLUB	LEAGUE	GP	G	A	PTS	PIM
1989-90	Boston Univ.	H.E.	43	2	11	13	28

RIGHT WING

6'0", 180 lbs.

JOHN BRADLEY

Selected in 4th Round in 1987

SEASON	CLUB	LEAGUE	GP	MIN	GA	GAA
1987-88	Boston Univ.	H.E.	9	528	40	4.53
1988-89	Boston Univ.	H.E.	11	584	53	5.45
1989-90	Boston Univ.	H.E.	7	377	20	3.18

GOALTENDER

6'0", 165 lbs.

KEITH CARNEY

Selected in 4th Round in 1988

SEASON	CLUB	LEAGUE	GP	G	A	PTS	PIM
1988-89	Univ. of Maine	H.E.	40	4	22	26	24
1989-90	Univ. of Maine	H.E.	41	3	41	44	48

RIGHT WING

6'1", 199 lbs.

DAVID DIVITA

Selected in 6th Round in 1988

SEASON	CLUB	LEAGUE	GP	G	A	PTS	PIM
1987-88	L. Superior St.	CCHA	26	1	0	1	20
1988-89	L. Superior St.	CCHA	25	1	4	5	28
1989-90	L. Superior St.	CCHA	46	4	12	16	48

DEFENSE

6'2", 205 lbs.

SEAN DOOLEY

Selected in 8th Round in 1987

SEASON	CLUB	LEAGUE	GP	G	A	PTS	PIM
1987-88	Merrimack	Ind.	3	0	0	0	0
1988-89	Merrimack	Ind.	9	2	8	10	10
1989-90	Merrimack	Ind.	22	1	2	3	31

DEFENSE

6'3", 215 lbs.

PAUL FLANIGAN

Selected in 7th Round in 1987

SEASON	CLUB	LEAGUE	GP	G	A	PTS	PIM
1989-90	Northeastern	H.E.	30	1	1	2	32

DEFENSE

6'2", 200 lbs.

TODD HENDERSON

Selected in 11th Round in 1989

SEASON	CLUB	LEAGUE	GP	MIN	GA	GAA
1989-90	Alaska, Fairbanks	—	13	—	—	5.92

GOALTENDER

6'1", 155 lbs.

CHRIS MARSHALL

Selected in 6th Round in 1987

SEASON	CLUB	LEAGUE	GP	G	A	PTS	PIM
1987-88	Michigan St.	CCHA	29	0	2	2	27
1988-89	Michigan St.	CCHA	7	0	1	1	11
1989-90	Boston College	H.E.	16	0	1	1	36

LEFT WING

5'10", 170 lbs.

ALSO DRAFTED BY THE SABRES

DOUG MacDONALD

Selected in 4th Round in 1989

SEASON	CLUB	LEAGUE
1988-89	U. of Wisconsin	WCHA
1989-90	U. of Wisconsin	WCHA

GP	G	A	PTS	PIM
44	23	25	48	50
42	16	33	49	48

LEFT WING

6'0", 192 lbs.

MIKE McLAUGHLIN

Selected in 6th Round in 1988

SEASON	CLUB	LEAGUE
1988-89	U. of Vermont	ECAC
1989-90	U. of Vermont	ECAC

GP	G	A	PTS	PIM
32	5	6	11	12
29	11	12	23	37

LEFT WING

6'1", 175 lbs.

TOM NIEMAN

Selected in 11th Round in 1988

SEASON	CLUB	LEAGUE
1988-89	Dartmouth	ECAC
1989-90	Dartmouth	ECAC

GP	G	A	PTS	PIM
26	7	11	18	38
26	6	3	9	16

RIGHT WING

6'0", 183 lbs.

DAVID PERGOLA

Selected in 5th Round in 1987

SEASON	CLUB	LEAGUE
1987-88	Boston College	H.E.
1988-89	Boston College	H.E.
1989-90	Boston College	H.E.

GP	G	A	PTS	PIM
33	5	7	12	22
39	12	9	21	16
39	6	4	10	22

RIGHT WING

6'1", 185 lbs.

DEREK PLANTE

Selected in 8th Round in 1989

SEASON	CLUB	LEAGUE
1989-90	U. of Minn-Dul	WCHA

GP	G	A	PTS	PIM
28	10	11	21	12

CENTER

5'11", 160 lbs.

BILL PYE

Selected in 6th Round in 1989

SEASON	CLUB	LEAGUE
1987-88	North. Mich	WCHA
1988-89	North. Mich	WCHA
1989-90	North. Mich	WCHA

GP	MIN	GA	GAA
13	654	49	4.49
43	2533	133	3.15
36	2035	149	4.39

GOALTENDER

5'9", 171 lbs.

TIM ROBERTS

Selected in the 8th Round in 1987

SEASON	CLUB	LEAGUE
1987-88	R.P.I.	ECAC
1988-89	R.P.I.	ECAC
1989-90	R.P.I.	ECAC

GP	G	A	PTS	PIM
28	5	9	14	40
27	4	11	15	50
26	2	10	12	31

CENTER

6'2", 180 lbs.

LARRY ROONEY

Selected in the 5th Round in 1986

SEASON	CLUB	LEAGUE
1987-88	Providence	H.E.
1988-89	Providence	H.E.
1989-90	Providence	H.E.

GP	G	A	PTS	PIM
33	1	9	10	34
10	0	4	4	18
33	7	12	19	24

DEFENSE

6'0", 180 lbs.

DANIEL RUOHO

Selected in the 8th Round in 1988

SEASON	CLUB	LEAGUE
1989-90	North. Mich	WCHA

GP	G	A	PTS	PIM
18	2	4	6	26

DEFENSE

6'3", 200 lbs.

SCOTT THOMAS

Selected in 3rd Round in 1989

SEASON	CLUB	LEAGUE
1989-90	Clarkson	ECAC

GP	G	A	PTS	PIM
34	19	13	32	95

RIGHT WING

6'2", 195 lbs.

ALSO DRAFTED BY THE SABRES

BOB WALLWORK

Selected in 12th Round in 1988

SEASON	CLUB	LEAGUE
1987-88	Miami (Ohio)	CCHA
1988-89	Miami (Ohio)	CCHA
1989-90	Miami (Ohio)	CCHA

GP	G	A	PTS	PIM
36	6	24	30	59
19	1	8	9	30
40	12	30	42	60

CENTER/DEFENSE

5'11", 180 lbs.

SABRES' 1990 ENTRY DRAFT SELECTIONS

ROUND ONE - 14TH CHOICE OVERALL

Brad May
Niagara Falls Thunder (OHL) Left Wing
6'0" 200

SEASON	G	A	PTS
1988-89	8	14	22
1989-90	32	58	90

ROUND FOUR - 82ND CHOICE OVERALL

Brian McCarthy
Pingree H.S. Center
6'2" 190

SEASON	G	A	PTS
1988-89	37	43	80
1989-90	25	40	65

ROUND FIVE - 97TH CHOICE OVERALL

Richard Smehlik
Vitkovice (Czech.) Defense
6'3" 208

SEASON	G	A	PTS
1988-89	2	5	7
1989-90	4	3	7

ROUND FIVE - 100TH CHOICE OVERALL

Todd Bojczun
Peterborough Petes (OHL) Goaltender
5'8" 151

SEASON	GP	GA	GAA
1987-88	42	122	2.93
1988-89	35	123	3.59
1989-90	41	125	2.82

ROUND FIVE - 103RD CHOICE OVERALL

Brad Pascall
Univ. of North Dakota Defense
6'2", 192

SEASON	G	A	PTS
1988-89	0	0	0
1989-90	1	8	9

ROUND SEVEN - 142ND CHOICE OVERALL

Viktor Gordijuk
Krylja Sovetov (U.S.S.R.) Right Wing
5'10" 176

SEASON	G	A	PTS
1989-90	11	4	15

ROUND EIGHT - 166TH CHOICE OVERALL

Milan Nedoma Defense
Zetor Brno (Czech.) 5'10" 176

SEASON	G	A	PTS
1988-89	0	1	1
1989-90	1	4	5

ROUND NINE - 187TH CHOICE OVERALL

Jason Winch Left Wing
Niagara Falls Thunder 6'1" 203

SEASON	G	A	PTS
1987-88	14	25	39
1988-89	33	50	83
1989-90	31	63	94

ROUND 10 - 208TH CHOICE OVERALL

Sylvain Naud Right Wing
Laval Titans 5'10" 188

SEASON	G	A	PTS
1987-88	9	18	27
1988-89	28	40	68
1989-90	55	40	95

ROUND 11 - 229TH CHOICE OVERALL

Kenneth Martin Left Wing
Belmont Hill H.S. 6'1" 149

SEASON	G	A	PTS
1989-90	15	18	33

ROUND 12 - 250TH CHOICE OVERALL

Brad Rubachuk Center
Lethbridge Hurricanes 5'11" 173

SEASON	G	A	PTS
1988-89	19	13	32
1989-90	37	36	75

SUPPLEMENTAL DRAFT

ROUND 3 - 24TH CHOICE OVERALL

Shane McFarland Center
Univ. of North Dakota 5'10" 165

SEASON	G	A	PTS
1987-88	0	1	1
1988-89	1	4	5
1989-90	3	2	5


WHILE THE TEAM IS ON THE TRAIL...



FOLLOW FOX 29 WUTV'S COVERAGE

Saturday	October	6	8:00 PM	Montreal Canadiens
Wednesday	October	10	7:30 PM	Hartford Whalers
Saturday	October	20	7:30 PM	N.Y. Islanders
Saturday	November	3	7:00 PM	Boston Bruins
Wednesday	November	7	7:30 PM	N.Y. Rangers
Wednesday	November	14	10:30 PM	Los Angeles Kings
Friday	November	16	9:30 PM	Edmonton Oilers
Monday	November	26	7:30 PM	N.Y. Rangers
Wednesday	November	28	7:30 PM	Montreal Canadiens
Thursday	December	6	7:30 PM	Philadelphia Flyers
Tuesday	December	11	7:30 PM	Detroit Red Wings
Tuesday	December	18	7:30 PM	Hartford Whalers
Thursday	December	20	7:30 PM	Boston Bruins
Saturday	December	29	7:30 PM	New Jersey Devils
Thursday	January	10	10:30 PM	Los Angeles Kings
Monday	January	14	7:30 PM	Toronto Maple Leafs
Thursday	January	24	8:30 PM	Chicago Black Hawks
Saturday	January	26	1:00 PM	Montreal Canadiens
Tuesday	January	29	8:30 PM	St. Louis Blues
Sunday	February	10	3:30 PM	Winnipeg Jets
Tuesday	February	12	7:30 PM	Quebec Nordiques
Tuesday	February	19	7:30 PM	Pittsburgh Penguins
Tuesday	February	26	7:30 PM	N.Y. Islanders
Saturday	March	2	1:30 PM	Boston Bruins
Tuesday	March	12	8:30 PM	Minnesota North Stars
Wednesday	March	13	8:30 PM	Winnipeg Jets
Saturday	March	16	8:00 PM	Montreal Canadiens
Saturday	March	23	1:30 PM	Boston Bruins
Tuesday	March	26	7:30 PM	Washington Capitals
Saturday	March	30	7:30 PM	Hartford Whalers

STATISTICS & RECORDS



SABRES' 1989-90 REGULAR SEASON SCORES

NO.	DATE	H/A	OPP.	SCORE	WLT	REC.	GOALIE	ATT.	GOALS BY UNI. NO.
1	10/5	H	QUE	4-3	W	1-0-0	Puppa	14,465	89,25,20(2)
2	10/7	A	MTL	1-5	L	1-1-0	Malarchuk	17,001	25
3	10/8	H	MIN	2-2	T	1-1-1	Puppa	13,245	8,17
4	10/11	A	TOR	7-1	W	2-1-1	Puppa	15,474	25(2),9,17,6,22,7
5	10/13	H	HFD	4-1	W	3-1-1	Puppa	11,247	77(2),17,3
6	10/14	A	DET	2-6	L	3-2-1	Malarchuk, Puppa	19,352	22,77
7	10/18	A	HFD	1-2	L	3-3-1	Puppa	11,761	5
8	10/20	H	MTL	6-2	W	4-3-1	Puppa	15,114	25(2),77,22,37,9
9	10/21	A	PIT	4-2	W	5-3-1	Puppa	16,015	32,9,19,25
10	10/25	A	MIN	2-4	L	5-4-1	Puppa	8,661	25,89
11	10/27	H	TOR	6-5	W	6-4-1	Puppa, Malarchuk	14,433	18,29,17(2),25,77
12	10/29	H	BOS	4-3	W	7-4-1	Malarchuk	14,054	17,25,29,9
13	11/2	A	MTL	4-3	W	8-4-1	Malarchuk	16,297	22,25,20,77
14	11/4	A	BOS	3-3	T	8-4-2	Puppa	14,448	19,22,21
15	11/5	H	LA	5-3	W	9-4-2	Puppa	16,433	19,20(2),18,6
16	11/8	A	HFD	6-3	W	10-4-2	Puppa	11,856	22,6,17,8,77,21
17	11/10	H	VAN	4-2	W	11-4-2	Puppa	16,433	25,89,77,9
18	11/12	H	EDM	6-5	W	12-4-2	Malarchuk	15,138	22,21,6,32,8,25
19	11/16	A	CGY	4-4	T	12-4-3	Puppa	19,125	25,8,6,89
20	11/17	A	EDM	0-3	L	12-5-3	Malarchuk	17,167	—
21	11/19	A	VAN	2-2	T	12-5-4	Puppa	16,123	19,77
22	11/22	H	NYR	4-1	W	13-5-4	Puppa	16,433	21,77,9,22
23	11/25	A	QUE	3-2	W	14-5-4	Malarchuk	14,847	20,9,77
24	11/26	H	HFD	4-2	W	15-5-4	Puppa	14,469	19,6,25,4
25	11/28	A	HFD	4-2	W	16-5-4	Puppa	11,715	17,5,6,21
26	11/30	A	BOS	1-5	L	16-6-4	Malarchuk	14,448	21
27	12/1	H	NJ	6-4	W	17-6-4	Puppa	16,433	77(3),25,17,18
28	12/3	H	STL	4-3	W	18-6-4	Puppa	15,612	77,29,26,3
29	12/5	A	NYI	0-3	L	18-7-4	Puppa	10,391	—
30	12/7	A	PHI	3-4	L	18-8-4	Puppa	17,326	77,6,22
31	12/10	H	WSH	4-3	W	19-8-4	Puppa	14,928	25,9,22,89
32	12/13	H	BOS	2-4	L	19-9-4	Puppa	16,433	22,33
33	12/16	A	BOS	3-1	W	20-9-4	Malarchuk	14,448	25,22,6
34	12/17	H	PHI	4-3	W	21-9-4	Puppa	15,972	89(2),17,77
35	12/20	A	NYR	2-2	T	21-9-6	Malarchuk	15,899	17,89
36	12/22	H	MTL	2-2	T	21-9-6	Puppa	16,433	77,22
37	12/23	A	QUE	6-5	W	22-9-6	Malarchuk	14,943	22(2),33,25,6,21
38	12/26	H	DET	6-3	W	23-9-6	Puppa	16,433	17(2),25,9,22,33
39	12/29	H	BOS	3-4	L	23-10-6	Malarchuk	16,433	25,17,9
40	12/31	H	NYI	2-4	L	23-11-6	Puppa	16,433	22,9
41	1/2	A	NJ	3-5	L	23-12-6	Puppa	11,727	19,77,89
42	1/6	A	MTL	3-6	L	23-13-6	Malarchuk	17,652	33,6(2)
43	1/7	H	BOS	1-2	L	23-14-6	Puppa	16,433	6
44	1/11	A	CGY	3-5	L	23-15-6	Puppa	19,478	25(2),18
45	1/13	A	VAN	5-3	W	24-15-6	Puppa	15,692	77,18(2),23,5

NO.	DATE	H/A	OPP.	SCORE	WLT	REC.	GOALIE	ATT.	GOALS BY UNI. NO.
46	1/16	A	LA	4-2	W	25-15-6	Puppa	16,005	89,6,23,21
47	1/19	H	WSH	3-6	L	25-16-6	Malarchuk, Puppa	16,433	8(2),18
48	1/23	A	PHI	3-2	W	26-16-6	Puppa	17,423	33,25,22
49	1/24	A	CHI	3-2	W	27-16-6	Malarchuk	17,582	8,77(2)
50	1/26	H	CHI	2-4	L	27-17-6	Puppa	16,433	77,26
51	1/28	H	PIT	7-2	W	28-17-6	Puppa	16,433	8,23,33,77,22(2),4
52	1/30	A	QUE	5-2	W	29-17-6	Malarchuk	14,777	77,9,6,20,21
53	1/31	H	QUE	6-3	W	30-17-6	Puppa	16,433	23,8,33,5,17,9
54	2/3	A	MTL	0-1	L	30-18-6	Malarchuk	17,825	—
55	2/4	H	NYI	0-1	L	30-19-6	Puppa	16,433	—
56	2/7	H	MTL	3-1	W	31-19-6	Puppa	15,891	6,21,9
57	2/9	H	NYR	3-2	W	32-19-6	Puppa	16,433	22,33,77
58	2/11	A	STL	2-4	L	32-20-6	Malarchuk	13,548	56,18
59	2/13	A	CHI	1-4	L	32-21-6	Puppa, Malarchuk	17,491	29
60	2/16	H	MTL	5-3	W	33-21-6	Puppa	16,433	8,25,77,18,33
61	2/18	H	HFD	4-6	L	33-22-6	Puppa	16,433	33,20,25(2)
62	2/20	A	WPG	4-3	W	34-22-6	Malarchuk	14,234	18,22,9,20
63	2/21	A	EDM	3-7	L	34-23-6	Malarchuk, Puppa	16,374	25,77
64	2/23	H	HFD	7-3	W	35-23-6	Puppa	16,433	21(2),77(2),6,89,20
65	2/25	H	WPG	3-1	W	36-23-6	Malarchuk	16,433	56,22,9
66	2/27	A	STL	1-4	L	36-24-6	Malarchuk	12,169	25
67	3/3	A	QUE	3-3	T	36-24-7	Malarchuk	15,090	77,25,18
68	3/4	H	QUE	5-3	W	37-24-7	Puppa	16,433	56,33,21,77,22
69	3/6	A	WSH	1-1	T	37-24-8	Puppa	16,811	77
70	3/8	A	BOS	10-4	W	38-24-8	Puppa	14,448	89(2),25,16,6,77, 18(2),22,20
71	3/10	A	HFD	5-0	W	39-24-8	Puppa	14,547	25,8,77,21,56
72	3/14	H	LA	5-6	L	39-25-8	Puppa	16,433	56,25(2),7,8
73	3/16	H	TOR	3-4	L	39-26-8	Puppa	16,433	25,42,22
74	3/18	H	WPG	4-3	W	40-26-8	Malarchuk	16,433	21(2),6(2)
75	3/21	H	CGY	5-4	W	41-26-8	Malarchuk	16,433	77,6,21,16,56
76	3/25	H	NJ	3-4	L	41-27-8	Malarchuk	16,433	77,18,25
77	3/27	A	DET	6-5	W	42-27-8	Puppa	19,875	89,25(3),21,42
78	3/29	H	MIN	4-2	W	43-27-8	Puppa	16,433	25,77,9,56
79	3/31	A	PIT	3-2	W	44-27-8	Malarchuk	16,236	89,22,4
80	4/1	H	QUE	5-2	W	45-27-8	Puppa	16,433	22,77,21,25,9

1990 BUFFALO SABRES PLAYOFF SCORES

NO.	DATE	H/A	OPP.	SCORE	WLT	REC.	GOALIE	ATT.	GOALS BY UNI. NO.
1	4/5	H	MTL	4-1	W	1-0	Puppa	16,210	26,22,25,19
2	4/7	H	MTL	0-3	L	1-1	Puppa	16,433	—
3	4/9	A	MTL	1-2	L	1-2	Puppa	17,079	6
4	4/11	A	MTL	4-2	W	2-2	Puppa	17,447	22,8,77(2)
5	4/13	H	MTL	2-4	L	2-3	Puppa	16,433	9,22
6	4/15	A	MTL	2-5	L	2-4	Puppa	17,864	22,25

SABRES' RECORD BY YEAR

YEAR	GP	W	L	T	GF	GA	PTS
1970-71	78	24	39	15	217	291	63
1971-72	78	16	43	19	203	289	51
1972-73	78	37	27	14	257	219	88
1973-74	78	32	34	12	242	250	76
1974-75	80	49	16	15	354	240	113
1975-76	80	46	21	13	339	240	105
1976-77	80	48	24	8	301	220	104
1977-78	80	44	19	17	288	215	105
1978-79	80	36	28	16	280	263	88
1979-80	80	47	17	16	318	201	110
1980-81	80	39	20	21	327	250	99
1981-82	80	39	26	15	307	273	93
1982-83	80	38	29	13	318	285	89
1983-84	80	48	25	7	315	257	103
1984-85	80	38	28	14	290	237	90
1985-86	80	37	37	6	296	291	80
1986-87	80	28	44	8	280	308	64
1987-88	80	37	32	11	283	305	85
1988-89	80	38	35	7	291	299	83
1989-90	80	45	27	8	286	248	98
TOTALS	1582	766	571	255	5792	5181	1787

1989-90 NHL STANDINGS

NORRIS DIVISION

	GP	W	L	T	GF	GA	PTS	HOME	ROAD
Chicago Blackhawks	80	41	33	6	316	294	88	25-13-2	16-20-4
St. Louis Blues	80	37	34	9	295	279	83	20-15-5	17-19-4
Toronto Maple Leafs	80	38	38	4	337	358	80	24-14-2	14-24-2
Minnesota North Stars	80	36	40	4	284	291	76	26-12-2	10-28-2
Detroit Red Wings	80	28	38	14	288	323	70	20-14-6	8-24-8

SMYTHE DIVISION

	GP	W	L	T	GF	GA	PTS	HOME	ROAD
Calgary Flames	80	42	23	15	348	265	99	28-7-5	14-16-10
Edmonton Oilers	80	38	28	14	315	283	90	23-11-6	15-17-8
Winnipeg Jets	80	37	32	11	298	290	85	22-13-5	15-19-6
Los Angeles Kings	80	34	39	7	338	337	75	21-16-3	13-23-4
Vancouver Canucks	80	25	41	14	245	306	64	13-16-11	12-25-3

ADAMS DIVISION

	GP	W	L	T	GF	GA	PTS	HOME	ROAD
Boston Bruins	80	46	25	9	289	232	101	23-13-4	23-12-5
Buffalo Sabres	80	45	27	8	286	248	98	27-11-2	18-16-6
Montreal Canadiens	80	41	28	11	288	234	93	26-8-6	15-20-5
Hartford Whalers	80	38	33	9	275	268	85	17-18-5	21-15-4
Quebec Nordiques	80	12	61	7	240	407	31	8-26-6	4-35-1

PATRICK DIVISION

	GP	W	L	T	GF	GA	PTS	HOME	ROAD
New York Rangers	80	36	31	13	279	267	85	20-11-9	16-20-4
New Jersey Devils	80	37	34	9	295	288	83	22-15-3	15-19-6
Washington Capitals	80	36	38	6	284	275	78	19-18-3	17-20-3
New York Islanders	80	31	38	11	281	288	73	15-17-8	16-21-3
Pittsburgh Penguins	80	32	40	8	318	359	72	22-15-3	10-25-5
Philadelphia Flyers	80	30	39	11	290	297	71	17-19-4	13-20-7

SCORING LEADERS

	GP	G	A	PTS	GOALS AGAINST AVE.	GP	GA	AVG.
Wayne Gretzky, LA	73	40	102	142	Patrick Roy, Mtl	54	134	2.53
Mark Messier, Edm	79	45	84	129	Mike Liut, Wsh-Hfd	37	91	2.53
Steve Yzerman, Det	79	62	65	127	Reggie Lemelin, Bos	43	108	2.81
Mario Lemieux, Pit	59	45	78	123	Daren Puppa, Buf	56	156	2.89
Brett Hull, StL	80	72	41	113	Andy Moog, Bos	46	122	2.89

OTHER NHL LEADERS

GOALS: Brett Hull, St. Louis - 72

ASSISTS: Wayne Gretzky, Los Angeles - 102

POINTS BY A DEFENSEMAN: Paul Coffey, Pittsburgh - 103

POWER PLAY GOALS: Brett Hull, St. Louis - 27

SHORT-HANDED GOALS: Steve Yzerman, Detroit, and Dave McLlwain, Winnipeg - 7

GAME-WINNING GOALS: Cam Neely, Boston, and Brett Hull, St. Louis - 12

GAME-TYING GOALS: Theo Fleury, Calgary - 3

SHOTS: Brett Hull, St. Louis - 385

FIRST GOALS: Cam Neely, Boston, and Mark Messier, Edmonton - 12

SHOOTING PERCENTAGE: Luc Robitaille, Los Angeles - 24.8%

PLUS/MINUS: Paul Cavallini, St. Louis - +38

POINTS BY A ROOKIE: Sergei Makarov, Calgary - 86

WINS BY A GOALIE: Three tied at 31

SAVE PERCENTAGE: Patrick Roy, Montreal - 91.2%

SHUTOUTS: Mike Liut, Washington-Hartford - 4

NHL AWARD WINNERS

HART MEMORIAL TROPHY: Mark Messier, Edmonton

JAMES NORRIS MEMORIAL TROPHY: Ray Bourque, Boston

CALDER MEMORIAL TROPHY: Sergei Makarov, Calgary

FRANK SELKE TROPHY: Rick Meagher, St. Louis

LADY BYNG MEMORIAL TROPHY: Brett Hull, St. Louis

VEZINA TROPHY: Patrick Roy, Montreal

JACK ADAMS AWARD: Bob Murdoch, Winnipeg

KING CLANCY AWARD: Kevin Lowe, Edmonton

CONN SMYTHE TROPHY: Bill Ranford, Edmonton

ART ROSS TROPHY: Wayne Gretzky, Los Angeles

WILLIAM JENNINGS TROPHY: Andy Moog and Reggie Lemelin, Boston

BILL MASTERTON TROPHY: Gord Kluzak, Boston

SABRES 1989-90 REGULAR SEASON SCORING

POS.	NO.	PLAYER	GP	G	A	PTS	+/-	PIM	PP	SH	GW	GT	SHOTS	PCTG
C	77	Pierre Turgeon	80	40	66	106	10	29	17	1	10	1	193	20.7
L	25	Dave Andreychuk	73	40	42	82	6	42	18	0	3	0	206	19.4
D	6	Phil Housley	80	21	60	81	11	32	8	1	4	0	201	10.4
C	21	Christian Ruuttu	75	19	41	60	9	66	4	1	2	1	160	11.9
R	22	Rick Vaive	70	29	19	48	9	74	8	0	4	0	195	14.9
D	8	Doug Bodger	71	12	36	48	0	64	8	0	1	0	167	7.2
L	89	Alexander Mogilny	65	15	28	43	8	16	4	0	2	1	130	11.5
R	17	Mike Foligno	61	15	25	40	13	99	3	0	1	1	107	14.0
L	9	Scott Arniel	79	18	14	32	4	77	1	1	4	0	123	14.6
R	18	Dave Snuggerud	80	14	16	30	8	41	1	2	2	0	120	11.7
D	5	Mike Ramsey	73	4	21	25	21	47	1	0	2	0	91	4.4
D	4	Uwe Krupp	74	3	20	23	15	85	0	1	1	0	69	4.3
L	20	Mike Hartman	60	11	10	21	-10	211	2	0	3	0	97	11.3
D	24	Jay Wells (w/Phi)	59	3	16	19	4	129	0	0	1	0	76	3.9
		(w/Buf)	1	0	1	1	1	0	0	0	0	0	0	.0
		(Total)	60	3	17	20	5	129	0	0	1	0	76	3.9
C	33	Benoit Hogue	45	11	7	18	0	79	1	0	1	0	73	15.1
R	19	Kevin Maguire	61	6	9	15	-3	115	0	0	1	0	62	9.7
D	3	Grant Ledyard	67	2	13	15	2	37	0	0	1	0	91	2.2
C	56	Ken Priestley	35	7	7	14	-1	14	1	0	1	0	66	10.6
D	26	Dean Kennedy	80	2	12	14	-12	53	0	0	0	0	51	3.9
C	29	Jeff Parker	61	4	5	9	-9	70	0	0	0	0	61	6.6
L	16	Darrin Shannon	17	2	7	9	6	4	0	0	0	0	20	10.0
R	23	Ray Sheppard	18	4	2	6	3	0	1	0	1	0	31	12.9
D	37	Shawn Anderson	16	1	3	4	2	8	0	0	0	0	16	6.3
G	31	Daren Puppia	56	0	4	4	0	4	0	0	0	0	0	.0
L	32	Robert Ray	27	2	1	3	-2	99	0	0	0	0	20	10.0
C	7	John Tucker	8	1	2	3	-3	2	1	0	0	0	8	12.5
L	7	Mike Donnelly	12	1	2	3	-4	8	0	0	0	0	20	5.0
D	42	Bob Corkum	8	2	0	2	2	4	0	0	1	0	6	33.3
G	30	Clint Malarchuk	29	0	2	2	0	14	0	0	0	0	0	.0
D	27	Larry Playfair	4	0	1	1	-2	2	0	0	0	0	0	.0
C	14	Steve Ludzik	11	0	1	1	-2	6	0	0	0	0	15	.0
L	43	Francois Guay	1	0	0	0	0	0	0	0	0	0	0	.0
D	55	Reed Larson	1	0	0	0	1	0	0	0	0	0	1	.0
D	44	Brad Miller	1	0	0	0	1	0	0	0	0	0	0	.0
D	15	Kevin Haller	2	0	0	0	0	0	0	0	0	0	1	.0
L	40	Mitch Molloy	2	0	0	0	0	10	0	0	0	0	0	.0
L	36	Darcy Loewen	4	0	0	0	-3	4	0	0	0	0	1	.0
D	39	Don McSween	4	0	0	0	-3	6	0	0	0	0	4	.0
D	28	Dale DeGray	6	0	0	0	-4	6	0	0	0	0	5	.0
L	12	Scott Metcalfe	7	0	0	0	0	5	0	0	0	0	5	.0

NO	GOALTENDER	GPI	MIN	AVG	W	L	T	EN	SO	GA	SA	SPCTG
31	Daren Puppia	56	3241	2.89	31	16	6	2	1	156	1610	.903
30	Clint Malarchuk	29	1596	3.35	14	11	2	1	0	89	914	.903
	Buffalo Totals	80	4850	3.07	45	27	8	3	1	248	2524	.902

SABRES' HOME AND ROAD SCORING - 1989-90

NO - PLAYER	HOME				ROAD				TOTAL			
	GP	G	A	PT.	GP	G	A	PT.	GP	G	A	PTS.
3 - Grant Ledyard	35	2	6	8	32	0	7	7	67	2	13	15
4 - Uwe Krupp	38	2	14	16	36	1	6	7	74	3	20	23
5 - Mike Ramsey	36	1	9	10	37	3	12	15	73	4	21	25
6 - Phil Housley	40	9	32	41	40	12	28	40	80	21	60	81
7 - John Tucker	3	0	0	0	5	1	2	3	8	1	2	3
7 - Mike Donnelly	6	1	1	2	6	0	1	1	12	1	2	3
8 - Doug Bodger	36	8	22	30	35	4	14	18	71	12	36	48
9 - Scott Arniel	40	13	6	19	39	5	8	13	79	18	14	32
12 - Scott Metcalfe	4	0	0	0	3	0	0	0	7	0	0	0
14 - Steve Ludzik	6	0	0	0	5	0	1	1	11	0	1	1
15 - Kevin Haller	0	0	0	0	2	0	0	0	2	0	0	0
16 - Darrin Shannon	10	1	6	7	7	1	1	2	17	2	7	9
17 - Mike Foligno	31	11	15	26	30	4	10	14	61	15	25	40
18 - Dave Snuggerud	40	6	11	17	40	8	5	13	80	14	16	30
19 - Kevin Maguire	30	2	7	9	31	4	2	6	61	6	9	15
20 - Mike Hartman	28	6	6	12	32	5	4	9	60	11	10	21
21 - Christian Ruuttu	38	10	24	34	37	9	17	26	75	19	41	60
22 - Rick Vaive	35	16	10	26	35	13	9	22	70	29	19	48
23 - Ray Sheppard	6	2	2	4	12	2	0	2	18	4	2	6
24 - Jay Wells	0	0	0	0	1	0	0	0	1	0	0	0
25 - Dave Andreychuk	36	20	22	42	37	20	20	40	73	40	42	82
26 - Dean Kennedy	40	2	7	9	40	0	5	5	80	2	12	14
27 - Larry Playfair	2	0	1	1	2	0	0	0	4	0	1	1
28 - Dale DeGray	3	0	0	0	3	0	0	0	6	0	0	0
29 - Jeff Parker	28	3	1	4	33	1	4	5	61	4	5	9
32 - Robert Ray	12	1	0	1	15	1	1	2	27	2	1	3
33 - Benoit Hogue	22	8	4	12	23	3	3	6	45	11	7	18
36 - Darcy Loewen	3	0	0	0	1	0	0	0	4	0	0	0
37 - Shawn Anderson	8	1	2	3	8	0	1	1	16	1	3	4
39 - Don McSween	1	0	0	0	3	0	0	0	4	0	0	0
40 - Mitch Molloy	2	0	0	0	0	0	0	0	2	0	0	0
42 - Bob Corkum	6	1	0	1	2	1	0	1	8	2	0	2
43 - Francois Guay	1	0	0	0	0	0	0	0	1	0	0	0
44 - Brad Miller	0	0	0	0	1	0	0	0	1	0	0	0
55 - Reed Larson	1	0	0	0	0	0	0	0	1	0	0	0
56 - Ken Priestley	17	5	2	7	18	2	5	7	35	7	7	14
77 - Pierre Turgeon	40	23	37	60	40	17	29	46	80	40	66	106
89 - Alexander Mogilny	36	6	16	22	29	9	12	21	65	15	28	43

NO - GOALIE	HOME				ROAD				OVERALL			
	GP	MIN	GA	GAA	GP	MIN	GA	GAA	GP	MIN	GA	GAA
30 - Clint Malarchuk	9	496	28	3.38	20	1100	61	3.32	29	1596	89	3.35
31 - Daren Puppia	33	1922	92	2.87	23	1319	64	2.91	56	3241	156	2.89

SABRES' SCORING BY HALVES OF SEASON

NAME	1ST HALF				2ND HALF				TOTALS			
	GP	G	A	PTS.	GP	G	A	PTS.	GP	G	A	PTS.
Pierre Turgeon	40	18	36	54	40	22	30	52	80	40	66	106
Dave Andreychuk	40	20	22	42	33	20	20	40	73	40	42	82
Phil Housley	40	10	29	39	40	11	31	42	80	21	60	81
Christian Ruuttu	37	7	24	31	38	12	17	29	75	19	41	60
Rick Vaive	33	18	10	28	37	11	9	20	70	29	19	48
Doug Bodger	32	4	15	19	39	8	21	29	71	12	36	48
Alexander Mogilny	36	8	15	23	29	7	13	20	65	15	28	43
Mike Foligno	40	14	14	28	21	1	11	12	61	15	25	40
Scott Arniel	39	11	3	14	40	7	11	18	79	18	14	32
Dave Snuggerud	40	3	9	12	40	11	7	18	80	14	16	30
Mike Ramsey	37	2	9	11	36	2	12	14	73	4	21	25
Uwe Krupp	36	1	8	9	38	2	12	14	74	3	20	23
Mike Hartman	28	6	3	9	32	5	7	12	60	11	10	21
Benoit Hogue	20	3	5	8	25	8	2	10	45	11	7	18
Kevin Maguire	40	5	7	12	29	1	2	3	61	6	9	15
Grant Ledyard	34	2	7	9	33	0	6	6	67	2	13	15
Ken Priestlay	0	0	0	0	35	7	7	14	35	7	7	14
Dean Kennedy	40	1	4	5	40	1	8	9	80	2	12	14
Jeff Parker	31	3	4	7	30	1	1	2	61	4	5	9
Darrin Shannon	0	0	0	0	17	2	7	9	17	2	7	9
Ray Sheppard	8	0	1	1	10	4	1	5	18	4	2	6
Shawn Anderson	15	1	3	4	1	0	0	0	16	1	3	4
Robert Ray	24	2	1	3	3	0	0	0	27	2	1	3
Mike Donnelly	1	0	0	0	11	1	2	3	12	1	2	3
John Tucker	8	1	2	3	0	0	0	0	8	1	2	3
Bob Corkum	0	0	0	0	8	2	0	2	8	2	0	2
Jay Wells	0	0	0	0	1	0	1	1	1	0	1	1
Larry Playfair	4	0	1	1	0	0	0	0	4	0	1	1
Steve Ludzik	8	0	1	1	3	0	0	0	11	0	1	1
Francois Guay	0	0	0	0	1	0	0	0	1	0	0	0
Reed Larson	0	0	0	0	1	0	0	0	1	0	0	0
Brad Miller	0	0	0	0	1	0	0	0	1	0	0	0
Kevin Haller	0	0	0	0	2	0	0	0	2	0	0	0
Mitch Molloy	0	0	0	0	2	0	0	0	2	0	0	0
Darcy Loewen	0	0	0	0	4	0	0	0	4	0	0	0
Don McSween	0	0	0	0	4	0	0	0	4	0	0	0
Dale DeGray	2	0	0	0	4	0	0	0	6	0	0	0
Scott Metcalfe	7	0	0	0	0	0	0	0	7	0	0	0

GOALIES	GP	MIN	GA	GAA	GP	MIN	GA	GAA	GP	MIN	GA	GAA
Daren Puppa	29	1682	77	2.75	27	1559	79	3.04	56	3241	156	2.89
Clint Malarchuk	13	747	43	3.45	16	849	46	3.25	29	1596	89	3.35

SABRES' PRE-SEASON SCORING - 1989

NO.	NAME	GP	G	A	PTS	PIM
89	Alexander Mogilny	6	5	3	8	0
77	Pierre Turgeon	5	2	4	6	0
21	Christian Ruuttu	6	1	5	6	8
23	Ray Sheppard	5	2	3	5	0
6	Phil Housley	6	2	3	5	8
33	Benoit Hogue	7	1	4	5	2
4	Uwe Krupp	7	1	4	5	9
22	Rick Vaive	5	3	1	4	22
25	Dave Andreychuk	6	2	2	4	2
17	Mike Foligno	6	2	2	4	21
7	John Tucker	5	1	3	4	4
8	Doug Bodger	6	1	3	4	4
19	Kevin Maguire	6	2	1	3	14
20	Mike Hartman	6	2	1	3	19
29	Jeff Parker	4	1	2	3	12
37	Shawn Anderson	5	0	3	3	11
9	Scott Arniel	5	2	0	2	5
15	Dave Snuggerud	7	1	1	2	2
5	Mike Ramsey	2	0	2	2	2
26	Richie Dunn	1	1	0	1	0
12	Scott Metcalfe	3	1	0	1	2
32	Joel Savage	3	1	0	1	4
56	Ken Priestlay	4	1	0	1	2
28	Donald Audette	1	0	1	1	0
16	Mike Donnelly	4	0	1	1	2
44	Steve Dykstra	5	0	1	1	8
26	Darrin Shannon	6	0	1	1	13
3	Grant Ledyard	7	0	1	1	2
55	Bob Corkum	1	0	0	0	0
28	Francois Guay	1	0	0	0	0
45	Jim Jackson	1	0	0	0	0
39	Don McSween	1	0	0	0	0
28	Robert Ray	1	0	0	0	0
34	Ken Sutton	1	0	0	0	0
39	Jim Hofford	1	0	0	0	2
18	Bob Halkidis	1	0	0	0	5
14	Mikael Andersson	4	0	0	0	0
27	Larry Playfair	5	0	0	0	12
42	Kevin Haller	6	0	0	0	2

NO.	GOALIE	GP	MIN	GAA	GA	W-L-T
34	David Littman	1	31	1.94	1	1-0-0
35	Darcy Wakaluk	2	88	2.04	3	0-1-1
1	Jacques Cloutier	2	90	3.33	5	2-0-0
31	Daren Puppa	3	150	3.60	9	1-1-0
30	Clint Malarchuk	4	183	4.26	13	0-1-1

1989-90 SABRES' REGULAR SEASON RECORDS

SCORING

Most Goals Scored - Game	10 - Boston 3/8
Most Goals Scored - Period	5 - Three times
Most Goals Allowed - Game	7 - Edmonton 2/21
Most Goals Allowed - Period	5 - Edmonton 2/21
Largest Margin of Victory	6 - Two times
Largest Margin of Defeat	4 - Four times
Most Power Play Goals - Game	4 - Quebec 12/23
Most Power Play Goals Against - Game	4 - Quebec 12/23

SHOOTING

Most Shots Taken - Game	50 - Winnipeg 3/18
Most Shots Taken - Period	21 - Boston 3/8 (1st)
Fewest Shots Taken - Game	17 - Winnipeg 2/20
Fewest Shots Taken - Period	2 - Winnipeg 2/20 (3rd)
Most Shots Allowed - Game	44 - Calgary 3/21
Most Shots Allowed - Period	25 - Boston 11/30 (1st)
Fewest Shots Allowed - Game	15 - Toronto 10/11
Fewest Shots Allowed - Period	2 - Toronto 10/27

PENALTY MINUTES

Most Penalty Minutes - Game	115 - Hartford 2/18
Fewest Penalty Minutes - Game	4 - Two times
Most Opp. Penalty Minutes - Game	92 - Hartford 2/18
Fewest Opp. Penalty Minutes - Game	6 - Four times

TEAM STREAKS

Longest Winning Streak	4 - Three times
Longest Unbeaten Streak	9 - 10/27 to 11/16
Longest Losing Streak	6 - 12/29 to 1/11
Longest Winless Streak	6 - 12/29 to 1/11

INDIVIDUAL RECORDS

Most Goals - Game	3 - Turgeon & Andreychuk
Most Assists - Game	4 - Phil Housley 12/23
Most Points - Game	5 - Turgeon and Housley
Most Penalty Minutes - Game	19 - Three players
Most Shots - Game	10 - Rick Vaive 4/1
Most Shots by Opponent - Game	9 - Brian Leetch - 12/20

INDIVIDUAL STREAKS

Consecutive Game Goal-Scoring	4 - Three players
Consecutive Game Assists:	8 - Phil Housley
Consecutive Game Points:	14 - Phil Housley

OTHER CATEGORIES

Largest crowd - home	16,433 - 28 Times
Smallest crowd - home	11,247 - Hartford 10/13
Largest crowd - road	19,875 - Detroit 3/27
Smallest crowd - road	8,661 - Minnesota 10/25

SABRES' TRANSACTIONS - 1989-90

DATE - TRANSACTION

9/29	- Traded Jacques Cloutier to Chicago for Steve Ludzik and a future draft choice.
10/2	- Lost Mikael Andersson to Hartford in Waiver Draft.
10/4	- Acquired Dean Kennedy from Los Angeles for a fourth round draft choice in 1991.
10/9	- Assigned Darrin Shannon to Rochester.
10/21	- Recalled Robert Ray from Rochester.
11/24	- Traded Bob Halkidis and future considerations to Los Angeles for Dale DeGray and future considerations.
12/6	- Recalled Mike Donnelly from Rochester.
12/9	- Assigned Mike Donnelly and Shawn Anderson to Rochester.
12/15	- Assigned Robert Ray to Rochester. Recalled Scott Metcalfe and Steve Ludzik from Rochester.
12/22	- Recalled Dale DeGray from Rochester.
12/26	- Assigned Dale DeGray to Rochester.
1/1	- Assigned Scott Metcalfe to Rochester.
1/5	- Traded John Tucker to Washington for future considerations. Recalled Robert Ray from Rochester.
1/9	- Recalled Ken Priestlay and Don McSween from Rochester.
1/13	- Assigned Steve Ludzik to Rochester.
1/16	- Assigned Robert Ray to Rochester.
1/21	- Assigned Don McSween to Rochester.
1/23	- Recalled Dale DeGray from Rochester.
1/26	- Returned Dale DeGray to Rochester.
2/7	- Recalled Mike Donnelly from Rochester.
2/19	- Recalled Kevin Haller from Regina and Dale DeGray from Rochester.
2/21	- Recalled Darrin Shannon and Shawn Anderson from Rochester.
2/22	- Returned Kevin Haller to Regina.
2/23	- Returned Mike Donnelly to Rochester.
2/25	- Returned Shawn Anderson to Rochester.
2/27	- Recalled Mike Donnelly from Rochester.
3/1	- Returned Mike Donnelly from Rochester.
3/2	- Returned Dale DeGray to Rochester.
3/3	- Recalled Brad Miller from Rochester.
3/5	- Traded Kevin Maguire and a second-round draft choice to Philadelphia for Jay Wells and a fourth-round draft choice in 1991. Assigned Brad Miller to Rochester.
3/6	- Assigned Ray Sheppard to Rochester. Signed Reed Larson as a free agent.
3/14	- Recalled Mike Donnelly from Rochester.
3/16	- Recalled Bob Corkum from Rochester.
3/18	- Returned Mike Donnelly to Rochester. Recalled Darcy Loewen and Francois Guay from Rochester.
3/19	- Returned Francois Guay to Rochester.
3/21	- Recalled Mitch Molloy from Rochester.
3/30	- Returned Darcy Loewen to Rochester.
4/11	- Recalled Donald Audette from Rochester.
4/13	- Returned Bob Corkum to Rochester.
4/14	- Recalled Bob Corkum from Rochester.
4/18	- Assigned Darrin Shannon, Mitch Molloy, Donald Audette and Bob Corkum to Rochester.

THE LAST STREAK

SABRES' WINNING STREAKS

GAMES	DATES
3	1/28/90 to 1/31/90
4	3/27/90 to 4/1/90
5	2/15/89 to 2/24/89
6	1/2/88 to 1/12/88
7	2/8/84 to 2/21/84
8	10/9/75 to 10/26/75
9	11/24/79 to 12/13/79
10	1/4/84 to 1/23/84

SABRES' UNBEATEN STREAKS

GAMES	DATES
4	3/4/90 to 3/10/90
5	11/19/88 to 11/28/88
6	12/16/89 to 12/26/89
7	12/23/84 to 1/5/85
8	2/21/83 to 3/6/83
9	10/27/89 to 11/16/89
10	12/23/84 to 1/12/85
11	12/15/77 to 1/11/78
12	1/21/81 to 2/15/81
13	1/4/84 to 1/29/84
14	3/6/80 to 4/6/80

SABRES' LOSING STREAKS

GAMES	DATES
3	12/2/88 to 12/6/88
4	2/25/89 to 3/5/89
5	3/24/87 to 4/2/87
6	12/29/89 to 1/11/90
7	10/25/70 to 11/8/70

SABRES' WINLESS STREAKS

GAMES	DATES
4	2/2/89 to 2/10/89
5	3/24/87 to 4/2/87
6	12/29/89 to 1/11/90
7	11/29/86 to 12/13/86
8	11/7/86 to 11/26/86
9	None
10	11/7/71 to 12/1/71

CONSECUTIVE TIES

4	12/9/84 to 12/16/84
---	---------------------

LEADS AND DEFICITS - 1989-90 SEASON

WHEN THE SABRES' LARGEST LEAD IS:

0 goals
1 goal
2 goals
3 goals
4 goals
5 goals
6 goals
7 goals

THEIR RECORD IS:

0-19-3
9-7-4
14-0-1
10-1-0
7-0-0
2-0-0
1-0-0
1-0-0

88-89 RECORD

0-22-2
5-8-3
11-5-1
10-0-1
8-0-0
4-0-0
0-0-0
0-0-0

87-88 RECORD

0-20-4
5-9-2
13-2-5
5-1-0
2-0-0
0-0-0
0-0-0
0-0-0

WHEN THE SABRES' LARGEST DEFICIT IS:

0 goals
1 goal
2 goals
3 goals
4 goals
5 goals
6 goals
7 goals
8 goals
9 goals

THEIR RECORD IS:

21-0-2
19-5-3
2-9-3
2-7-0
0-5-0
0-1-0
0-0-0
0-0-0
0-0-0
0-0-0

88-89 RECORD

16-0-3
16-9-1
4-11-3
1-3-0
1-4-0
0-3-0
0-2-0
0-0-0
0-1-0
0-1-0
0-2-0

87-88 RECORD

20-0-3
13-1-6
3-9-2
1-8-0
0-6-0
0-4-0
0-1-0
0-1-0
0-1-0
0-1-0
0-1-0

ALL-TIME RECORDS BY TEAM

	GP	W	L	T	GF	GA	PTS.	PCT.
Washington	59	41	9	9	260	160	91	.771
New Jersey	24	16	5	3	114	80	35	.729
Winnipeg	35	23	8	4	149	108	50	.714
Detroit	82	46	26	10	312	249	102	.622
Minnesota	81	41	25	15	284	230	97	.599
Pittsburgh	81	36	20	25	333	258	97	.599
N.Y. Rangers	80	40	25	16	300	264	95	.594
Toronto	90	48	33	9	359	276	105	.583
Hartford	80	42	29	9	287	252	93	.581
Los Angeles	81	40	27	14	312	265	94	.580
N.Y. Islanders	68	34	25	9	219	195	77	.566
Quebec	80	39	31	10	286	283	88	.550
Calgary	31	15	12	4	118	111	34	.548
St. Louis	77	37	31	9	262	259	83	.539
Chicago	78	36	30	12	256	230	84	.538
Vancouver	79	33	29	17	274	260	83	.525
Boston	135	53	63	19	462	507	125	.463
Montreal	126	45	57	24	385	450	114	.452
Philadelphia	78	26	40	12	232	263	64	.410
Edmonton	35	10	20	5	120	155	25	.357

HOME RECORD

	GP	W	L	T	GF	GA	PTS.	PCT.
Winnipeg	18	15	1	2	87	49	32	.889
Detroit	40	29	5	6	183	96	64	.800
Washington	30	22	5	3	134	82	47	.783
Calgary	15	11	3	1	66	39	23	.767
New Jersey	12	8	2	2	59	43	18	.750
St. Louis	38	26	8	4	161	111	56	.737
Chicago	39	25	8	6	158	104	56	.718
Pittsburgh	40	22	5	13	185	104	57	.713
N.Y. Rangers	41	26	10	5	185	131	57	.695
Quebec	40	25	10	5	166	130	55	.688
Minnesota	41	23	9	9	156	107	55	.670
Toronto	46	29	15	2	199	134	60	.652
Vancouver	39	21	10	8	143	108	50	.641
Los Angeles	41	21	13	7	171	128	49	.598
N.Y. Islanders	34	18	12	4	116	95	40	.588
Hartford	40	21	14	5	164	135	47	.588
Boston	67	33	23	11	252	219	77	.575
Montreal	63	28	19	16	196	189	72	.571
Philadelphia	38	18	14	6	133	115	42	.553
Edmonton	17	7	7	3	73	73	17	.500

ROAD RECORD

	GP	W	L	T	GF	GA	PTS.	PCT.
Washington	29	19	4	6	126	78	44	.759
New Jersey	12	8	3	1	55	37	17	.708
Hartford	40	21	15	4	123	117	46	.575
Los Angeles	40	19	14	7	141	137	45	.563
N.Y. Islanders	34	16	13	5	103	100	37	.544
Winnipeg	17	8	7	2	62	59	18	.529
Minnesota	40	18	16	6	128	123	42	.525
Toronto	44	19	18	7	160	142	45	.511
Pittsburgh	41	14	15	12	148	154	40	.488
N.Y. Rangers	39	14	15	10	115	133	38	.487
Detroit	42	17	21	4	129	153	38	.452
Vancouver	40	12	19	9	131	152	33	.413
Quebec	40	14	21	5	120	153	33	.413
Chicago	39	11	22	6	98	126	28	.359
Boston	68	20	40	8	210	288	48	.353
St. Louis	39	11	23	5	101	148	27	.346
Calgary	16	4	9	3	52	72	11	.344
Montreal	63	17	38	8	189	262	42	.333
Philadelphia	40	8	26	6	99	148	22	.275
Edmonton	18	3	13	2	47	82	8	.222



BUFFALO VS. BOSTON



1989-90 SUMMARY:

	GP	W	L	T	GF	GA	PTS	PIM
Buffalo	8	3	4	1	27	26	7	172
Boston	8	4	3	1	26	27	9	153

AT BUFFALO

Oct. 29 -	Buffalo 4	Boston 3
Dec. 13 -	Boston 4	Buffalo 2
Dec. 29 -	Boston 4	Buffalo 3 OT
Jan. 7 -	Boston 2	Buffalo 1

AT BOSTON

Nov. 4 -	Buffalo 3	Boston 3
Nov. 30 -	Boston 5	Buffalo 1
Dec. 16 -	Buffalo 3	Boston 1
Mar. 8 -	Buffalo 10	Boston 4

INDIVIDUAL SCORING LEADERS

BUFFALO	GP	G	A	PTS	PIM	BOSTON	GP	G	A	PTS	PIM
Anderson	2	0	0	0	0	Bourque	7	1	4	5	4
Andreychuk	8	4	4	8	4	Brickley	7	2	7	9	0
Arniel	8	2	2	4	26	Burridge	7	2	2	4	2
Bodger	6	0	2	2	0	Byers	4	0	0	0	21
Foligno	7	2	2	4	2	Carpenter	8	3	2	5	8
Hartman	5	1	1	2	24	Carter	8	3	3	6	10
Hogue	6	1	2	3	13	Christian	5	1	0	1	2
Housley	8	3	1	4	4	Cimetta	8	3	1	4	4
Kennedy	8	0	2	2	2	Douris	2	1	0	1	0
Krupp	8	0	1	1	8	Galley	8	1	4	5	11
Ledyard	7	0	3	3	2	Gould	8	1	2	3	5
Ludzik	3	0	1	1	2	Hawgood	8	0	3	3	7
Maguire	7	1	2	3	14	Hoover	1	0	0	0	0
Malarchuk	4	0	0	0	2	Janney	4	2	2	4	0
Metcalfe	1	0	0	0	0	Johnston	1	0	0	0	0
Mogilny	7	2	2	4	2	Joyce	1	0	0	0	7
Parker	6	1	0	1	9	Kekalainen	1	0	1	1	0
Priestlay	1	0	1	1	4	Lemelin	3	0	0	0	0
Puppa	4	0	1	1	0	Linseman	5	0	2	2	6
Ramsey	8	0	2	2	4	Markwart	1	0	0	0	7
Ray	5	0	0	0	32	Millar	1	1	0	1	0
Ruuttu	7	2	6	8	6	Moog	6	0	0	0	0
Shannon	1	1	0	1	0	Neely	8	4	5	9	16
Snuggerud	8	2	2	4	8	Pedersen	7	0	0	0	4
Tucker	1	0	0	0	0	Poulin	1	0	1	1	0
Turgeon	8	1	6	7	0	Propp	1	0	0	0	4
Vaive	7	4	2	6	4	Quintal	4	0	1	1	9
Wells	1	0	1	1	0	B. Sweeney	7	0	3	3	2
						D. Sweeney	6	0	0	0	2
						Thelven	1	0	1	1	2
						Wesley	7	0	0	0	8
						Wiemer	7	1	1	2	10
						(Bench)					2

GWG: Arniel, Vaive, Housley

PPG: Ruuttu, Vaive (2), Foligno, Andreychuk, Housley, Hartman

SHG: None

GWG: Neely, Bourque, Janney, Carpenter

PPG: Brickley, Carpenter, Burridge, Janney

SHG: None

GOALTENDING

BUFFALO	GP	MIN	GA	EN	SO	AVG.	W-L-T	BOSTON	GP	MIN	GA	EN	SO	AVG.	W-L-T
Malarchuk	3	180	9	0	0	3.00	2-1-0	Lemelin	3	141	8	0	0	3.40	2-1-0
Puppa	5	304	17	0	0	3.36	1-3-1	Moog	6	345	19	0	0	3.30	2-2-1

GOALS BY PERIOD	1	2	3	OT	TOT
Buffalo	11	11	5	0	27
Boston	5	10	10	1	26

SHOTS ON GOAL	1	2	3	OT	TOT
Buffalo	87	89	68	2	246
Boston	93	70	80	3	246



BUFFALO VS. CALGARY



1989-90 SUMMARY:

	GP	W	L	T	GF	GA	PTS	PIM
Buffalo	3	1	1	1	12	13	3	54
Calgary	3	1	1	1	13	12	3	56

AT BUFFALO

Mar. 21 -	Buffalo 5	Calgary 4
-----------	-----------	-----------

AT CALGARY

Nov. 16 -	Buffalo 4	Calgary 4
Jan. 11 -	Calgary 5	Buffalo 3

INDIVIDUAL SCORING LEADERS

BUFFALO	GP	G	A	PTS	PIM	CALGARY	GP	G	A	PTS	PIM
Andreychuk	3	3	3	6	2	Bergqvist	2	0	0	0	0
Arniel	3	0	0	0	0	Fleury	3	0	3	3	4
Bodger	3	1	1	2	4	Gilmour	3	1	4	5	6
Corkum	1	0	0	0	0	Hrdina	1	0	0	0	0
Foligno	1	0	1	1	2	M. Hunter	1	0	0	0	5
Hartman	1	0	0	0	5	T. Hunter	2	1	0	1	15
Hogue	1	0	0	0	2	Johansson	1	0	0	0	2
Housley	3	2	2	4	0	Korn	1	0	1	1	0
Kennedy	3	0	1	1	2	MacInnis	3	1	1	2	2
Krupp	3	0	0	0	0	MacLellan	3	1	2	3	2
Larson	1	0	0	0	0	Macoun	3	0	1	1	10
Ledyard	1	0	0	0	2	Makarov	3	0	1	1	0
Loewen	1	0	0	0	4	McCrimmon	3	0	1	1	0
Ludzik	1	0	0	0	0	Mullen	3	3	0	3	0
Maguire	1	0	0	0	0	Murzyn	3	0	0	0	2
Malarchuk	1	0	0	0	0	Nattress	1	0	1	1	0
McSween	1	0	0	0	4	Nieuwendyk	3	0	3	3	0
Mogilny	3	1	1	2	2	Otto	2	0	0	0	2
Molloy	1	0	0	0	5	Patterson	3	1	0	1	0
Parker	2	0	1	1	0	Ranheim	3	2	1	3	0
Priestlay	2	1	0	1	0	Roberts	3	2	1	3	0
Puppa	2	0	0	0	0	Sabourin	1	0	0	0	6
Ramsey	3	0	0	0	2	Suter	3	1	0	1	0
Ray	2	0	0	0	12	Vernon	2	0	1	1	0
Ruuttu	3	1	1	2	2	Wamsley	1	0	0	0	0
Shannon	1	1	0	1	0						
Snuggerud	3	1	0	1	2						
Turgeon	3	1	3	4	0						
Vaive	3	0	0	0	2						

GWG: Priestlay

PPG: Bodger, Andreychuk (2), Housley

SHG: None

GWG: Ranheim

PPG: None

SHG: None

GOALTENDING

BUFFALO	GP	MIN	GA	EN	SO	AVG.	W-L-T	CALGARY	GP	MIN	GA	EN	SO	AVG.	W-L-T
Malarchuk	1	60	4	0	0	4.00	1-0-0	Vernon	2	125	7	0	0	3.36	1-0-1
Puppa	2	124	9	0	0	4.35	0-1-1	Wamsley	1	60	5	0	0	5.00	0-1-0

GOALS BY PERIOD	1	2	3	OT	TOT
Buffalo	6	3	3	0	12
Calgary	3	5	5	0	13

SHOTS ON GOAL	1	2	3	OT	TOT
Buffalo	21	16	35	4	76
Calgary	32	43	34	1	110



BUFFALO VS. CHICAGO



1989-90 SUMMARY:

	GP	W	L	T	GF	GA	PTS	PIM
Buffalo	3	1	2	0	6	10	2	35
Chicago	3	2	1	0	10	6	4	46

AT BUFFALO

Jan. 26 - Chicago 4 Buffalo 2

AT CHICAGO

Jan. 24 - Buffalo 3 Chicago 2
Feb. 13 - Chicago 4 Buffalo 1

INDIVIDUAL SCORING LEADERS

BUFFALO	GP	G	A	PTS	PIM	CHICAGO	GP	G	A	PTS	PIM
Andreychuk	2	0	2	2	0	Bassen	1	0	0	0	0
Arniel	3	0	0	0	0	Brown	2	0	1	1	0
Bodger	3	1	0	1	4	Chevrier	2	0	1	1	0
Donnelly	1	0	1	1	0	Cloutier	1	0	0	0	0
Foligno	3	0	1	1	2	Creighton	3	3	2	5	17
Hartman	3	0	1	1	15	Eagles	1	0	0	0	2
Hogue	3	0	0	0	0	Gilbert	3	1	0	1	2
Housley	3	0	1	1	0	Graham	3	1	0	1	2
Kennedy	3	1	0	1	2	Hudson	2	1	0	1	2
Krupp	3	0	0	0	0	Konroyd	3	0	2	2	0
Ledyard	3	0	0	0	0	Larmer	3	0	1	1	0
Maguire	3	0	0	0	0	Lemieux	3	0	0	0	2
Malarchuk	2	0	0	0	0	Manson	1	0	0	0	0
Parker	3	1	0	1	0	McGill	3	0	1	1	9
Priestlay	3	0	0	0	0	B. Murray	2	0	0	0	0
Puppa	2	0	0	0	0	T. Murray	3	0	3	3	0
Ramsey	3	0	2	2	4	Presley	1	0	0	0	0
Ruutu	3	0	2	2	4	Roenick	3	1	3	4	0
Snuggerud	3	0	0	0	0	Russell	1	0	0	0	2
Turgeon	3	3	0	3	2	Savard	1	0	0	0	0
Vaive	3	0	1	1	0	Secord	2	0	1	1	0
(Bench)					2	Sutter	3	0	1	1	2
						Thomas	3	2	1	3	0
						Van Dorp	1	0	0	0	2
						Wilson	3	1	0	1	2
						Yawney	3	0	0	0	0
						(Bench)					2

GWG: Turgeon
PPG: Turgeon
SHG: None

GWG: Creighton (2)
PPG: Wilson, Thomas
SHG: None

GOALTENDING

BUFFALO	GP	MIN	GA	EN	SO	AVG.	W-L-T	CHICAGO	GP	MIN	GA	EN	SO	AVG.	W-L-T
Malarchuk	2	86	2	0	0	1.40	1-0-0	Chevrier	2	120	3	0	0	1.50	2-0-0
Puppa	2	93	8	0	0	5.16	0-2-0	Cloutier	1	60	3	0	0	3.00	0-1-0

GOALS BY PERIOD	1	2	3	OT	TOT	SHOTS ON GOAL	1	2	3	OT	TOT
Buffalo	0	3	3		6	Buffalo	19	31	35		85
Chicago	3	6	1		10	Chicago	26	34	24		84



BUFFALO VS. DETROIT



1989-90 SUMMARY:

	GP	W	L	T	GF	GA	PTS	PIM
Buffalo	3	2	1	0	14	14	4	42
Detroit	3	1	2	0	14	14	2	47

AT BUFFALO

Dec. 26 - Buffalo 6 Detroit 3

AT DETROIT

Oct. 14 - Detroit 6 Buffalo 2
Mar. 27 - Buffalo 6 Detroit 5

INDIVIDUAL SCORING LEADERS

BUFFALO	GP	G	A	PTS	PIM	DETROIT	GP	G	A	PTS	PIM
Anderson	1	0	1	1	0	Barr	2	1	2	3	2
Andreychuk	3	4	2	6	0	Burr	2	1	0	1	0
Arniel	3	1	0	1	0	Carson	2	0	1	1	0
Bodger	3	0	2	2	6	Chabot	2	1	0	1	0
Corkum	1	1	0	1	2	Cheveldae	1	0	0	0	0
Foligno	3	2	3	5	4	Chiasson	2	0	1	1	6
Hartman	2	0	3	3	7	Federko	3	0	4	4	2
Hogue	1	1	0	1	2	Fedyk	1	0	0	0	0
Housley	3	0	3	3	2	Gallant	3	5	3	8	0
Kennedy	3	0	2	2	0	Graves	1	0	0	0	5
Krupp	2	0	2	2	0	Habscheid	3	0	0	0	2
Ledyard	3	0	1	1	0	Hanlon	1	0	0	0	0
Loewen	1	0	0	0	0	Houda	3	0	0	0	8
Ludzik	1	0	0	0	0	Klima	1	1	1	2	0
Maguire	2	0	0	0	4	Kocur	2	1	0	1	0
Malarchuk	1	0	0	0	0	McClelland	2	0	0	0	7
Metcalfe	1	0	0	0	0	McKay	1	1	1	2	0
Mogilny	3	1	1	2	0	McKegney	1	0	1	1	0
Parker	1	0	0	0	0	Merosky	1	0	0	0	0
Priestlay	1	0	0	0	0	Mokosak	1	0	0	0	7
Puppa	3	0	0	0	0	Neill	1	0	0	0	0
Ramsey	3	0	0	0	9	Norwood	3	0	1	1	0
Ruutu	2	1	1	2	2	O'Connell	3	0	0	0	0
Shannon	1	0	0	0	0	Picard	1	0	0	0	0
Sheppard	1	0	0	0	0	Probert	1	0	0	0	0
Snuggerud	3	0	2	2	0	Racine	1	0	1	1	0
Tucker	1	0	0	0	0	Robertson	2	0	0	0	0
Turgeon	3	1	2	3	2	Salminger	1	0	1	1	2
Vaive	2	2	0	2	0	St. Laurent	1	0	0	0	0
(Bench)					2	Shank	2	0	0	0	4
						Yzerman	3	3	6	9	0
						Zombo	3	0	1	1	2

GWG: Arniel, Corkum
PPG: Vaive, Andreychuk
SHG: None

GWG: Kocur
PPG: Gallant, Klima, Yzerman
SHG: None

GOALTENDING

BUFFALO	GP	MIN	GA	EN	SO	AVG.	W-L-T	DETROIT	GP	MIN	GA	EN	SO	AVG.	W-L-T
Malarchuk	1	27	4	0	0	8.89	0-1-0	Cheveldae	1	56	6	0	0	6.43	0-1-0
Puppa	3	153	10	0	0	3.92	2-0-0	Hanlon	1	60	2	0	0	2.00	1-0-0
								St. Laurent	1	59	5	1	0	5.08	0-1-0

GOALS BY PERIOD	1	2	3	OT	TOT	SHOTS ON GOAL	1	2	3	OT	TOT
Buffalo	7	2	5		14	Buffalo	32	30	25		87
Detroit	6	3	5		14	Detroit	29	27	20		76



BUFFALO VS. EDMONTON



1989-90 SUMMARY:

	GP	W	L	T	GF	GA	PTS	PIM
Buffalo	3	1	2	0	9	15	2	82
Edmonton	3	2	1	0	15	9	4	65

AT BUFFALO

Nov. 12 - Buffalo 6 Edmonton 5

AT EDMONTON

Nov. 17 - Edmonton 3 Buffalo 0
Feb. 21 - Edmonton 7 Buffalo 3

INDIVIDUAL SCORING LEADERS

BUFFALO	GP	G	A	PTS	PIM	EDMONTON	GP	G	A	PTS	PIM
Anderson	2	0	0	0	2	Anderson	3	1	3	4	2
Andreychuk	3	2	3	5	0	Beukeboom	2	0	1	1	0
Arniel	3	0	0	0	2	Brown	3	0	0	0	20
Bodger	2	1	1	2	2	Buchberger	3	0	0	0	18
DeGray	1	0	0	0	0	Eriksson	2	0	1	1	0
Donnelly	1	0	0	0	2	Fuhr	2	0	0	0	0
Foligno	2	0	1	1	9	Graves	3	0	0	0	0
Haller	1	0	0	0	0	Gregg	1	0	0	0	2
Hartman	3	0	0	0	21	Huddy	3	1	1	2	2
Housley	3	1	3	4	0	Klima	3	0	2	2	0
Kennedy	3	0	0	0	2	Kurri	3	2	5	7	2
Krupp	2	0	0	0	2	Lamb	1	0	0	0	0
Ledyard	3	0	0	0	2	Lowe	3	1	1	2	2
Maguire	3	0	0	0	0	MacTavish	3	1	2	3	4
Malarchuk	3	0	0	0	0	Messier	3	2	5	7	0
Mogilny	2	0	1	1	0	Muni	3	0	0	0	2
Parker	3	0	0	0	17	Murphy	3	0	2	2	0
Priestlay	1	0	0	0	0	Reddick	1	0	0	0	0
Puppa	1	0	0	0	0	Simpson	3	3	1	4	2
Ramsey	1	0	0	0	2	G. Smith	3	0	0	0	2
Ray	2	1	0	1	17	S. Smith	3	2	0	2	7
Ruuttu	3	1	0	1	0	Tikkanen	3	2	5	7	0
Shannon	1	0	0	0	0						
Snuggerud	3	0	0	0	0						
Turgeon	3	2	3	5	2						
Vaive	3	1	1	2	0						

GWG: Andreychuk

PPG: Vaive, Housley, Bodger, Turgeon (2)

SHG: None

GWG: Huddy, Anderson

PPG: Kurri (2), Huddy, Tikkanen, Anderson

SHG: Tikkanen

GOALTENDING

BUFFALO	GP	MIN	GA	EN	SO	AVG.	W-L-T	EDMONTON	GP	MIN	GA	EN	SO	AVG.	W-L-T
Malarchuk	3	135	13	0	0	5.78	1-2-0	Fuhr	2	120	6	0	1	3.00	1-1-0
Puppa	1	45	2	0	0	2.67	0-0-0	Reddick	1	60	3	0	0	3.00	1-0-0

GOALS BY PERIOD

	1	2	3	OT	TOT
Buffalo	4	2	3		9
Edmonton	7	3	5		15

SHOTS ON GOAL

	1	2	3	OT	TOT
Buffalo	27	29	26		82
Edmonton	35	42	28		105



BUFFALO VS. HARTFORD



1989-90 SUMMARY:

	GP	W	L	T	GF	GA	PTS	PIM
Buffalo	8	6	2	0	35	19	12	231
Hartford	8	2	6	0	19	35	4	234

AT BUFFALO

Oct. 13 - Buffalo 4 Hartford 1
Nov. 26 - Buffalo 4 Hartford 2
Feb. 18 - Hartford 6 Buffalo 4
Feb. 23 - Buffalo 7 Hartford 3

AT HARTFORD

Oct. 18 - Hartford 2 Buffalo 1
Nov. 8 - Buffalo 6 Hartford 3
Nov. 28 - Buffalo 4 Hartford 2
Mar. 10 - Buffalo 5 Hartford 0

INDIVIDUAL SCORING LEADERS

BUFFALO	GP	G	A	PTS	PIM	HARTFORD	GP	G	A	PTS	PIM
Anderson	2	0	1	1	0	Andersson	5	0	0	0	0
Andreychuk	8	4	4	8	12	Babych	8	1	2	3	4
Arniel	8	0	3	3	9	Burt	7	0	0	0	4
Bodger	8	2	5	7	6	Corriveau	1	0	0	0	0
DeGray	1	0	0	0	2	Cote	4	1	1	2	0
Donnelly	1	0	0	0	0	Culhane	1	0	0	0	0
Foligno	6	3	0	3	26	Gunnayworth	3	1	1	2	9
Hartman	8	2	1	3	34	Dineen	7	1	2	3	28
Hogue	3	1	0	1	19	Dykstra	2	0	0	0	0
Housley	8	4	10	14	2	Evason	8	1	3	4	17
Kennedy	8	0	2	2	6	Ferraro	8	2	2	4	8
Krupp	7	1	1	2	10	Francis	8	1	3	4	10
Ledyard	7	1	2	3	6	Govedaris	2	0	0	0	0
Maguire	7	1	1	2	45	Hull	4	0	2	2	0
Mogilny	6	1	7	8	2	Jennings	3	0	0	0	2
Parker	8	0	0	0	16	Kastelic	6	2	0	2	15
Priestlay	2	1	1	2	0	Krygier	6	1	1	2	6
Puppa	8	0	0	0	0	Ladouceur	7	1	1	2	18
Ramsey	7	2	0	2	2	Laforge	1	0	0	0	2
Ray	3	0	0	0	6	Lawton	2	0	0	0	4
Ruuttu	7	5	3	8	8	Liut	2	0	0	0	0
Shannon	2	0	1	1	0	MacDermid	5	2	1	3	7
Sheppard	3	0	1	1	0	Martin	2	0	1	1	10
Snuggerud	8	0	4	4	7	Qunneville	4	0	0	0	6
Tucker	3	0	1	1	2	Samuelsson	4	0	1	1	17
Turgeon	8	6	6	12	9	Shaw	6	0	4	4	6
Vaive	5	1	3	4	2	Sidorkiewicz	6	0	0	0	4
						Tippett	6	0	1	1	8
						Tornlak	6	0	0	0	0
						Tuer	1	0	0	0	4
						Verbeek	8	3	1	4	26
						Young	8	2	2	4	19

GWG: Foligno, Bodger, Andreychuk (2), Housley, Mogilny

PPG: Turgeon (3), Bodger, Hogue, Hartman, Andreychuk (2), Mogilny

SHG: Ruuttu, Krupp, Turgeon

GWG: Cote, Krygier

PPG: Dineen, MacDermid (2), Ferraro, Francis

SHG: Krygier

GOALTENDING

BUFFALO	GP	MIN	GA	EN	SO	AVG.	W-L-T	HARTFORD	GP	MIN	GA	EN	SO	AVG.	W-L-T
Puppa	8	479	19	0	1	2.38	6-2-0	Liut	2	120	6	1	0	3.00	1-1-0
								Sidorkiewicz	6	359	27	1	0	4.51	1-5-0

GOALS BY PERIOD

	1	2	3	OT	TOT
Buffalo	7	17	11		35
Hartford	6	8	5		19

SHOTS ON GOAL

	1	2	3	OT	TOT
Buffalo	68	88	61		217
Hartford	68	85	79		232



BUFFALO VS. LOS ANGELES

1989-90 SUMMARY:

	GP	W	L	T	GF	GA	PTS	PIM
Buffalo	3	2	1	0	14	11	4	51
Los Angeles	3	1	2	0	11	14	2	31

AT BUFFALO

Nov. 5 - Buffalo 5
Mar. 14 - Los Angeles 6

Los Angeles 3
Buffalo 5 OT

AT LOS ANGELES

Jan. 16 - Buffalo 4
Los Angeles 2

INDIVIDUAL SCORING LEADERS

BUFFALO	GP	G	A	PTS	PIM	LOS ANGELES	GP	G	A	PTS	PIM
Anderson	1	0	0	0	2	Allison	1	0	0	0	0
Andreychuk	3	2	3	5	0	Baumgartner	1	0	0	0	2
Arniel	3	0	1	1	2	Beck	2	0	0	0	0
Bodger	2	1	3	4	2	Benning	1	0	0	0	0
Donnelly	1	1	0	1	0	Crowder	1	0	0	0	4
Foligno	1	0	0	0	0	Duchesne	3	1	3	4	0
Hartman	2	2	1	3	9	Elik	2	0	1	1	0
Hogue	1	0	0	0	2	Gosselin	1	0	0	0	0
Housley	3	2	3	5	2	Granato	1	1	0	1	0
Kennedy	3	0	0	0	2	Gretzky	3	2	5	7	0
Krupp	3	0	1	1	14	Halkidis	1	0	0	0	2
Ledyard	2	0	0	0	2	Hrudey	3	0	0	0	0
Maguire	2	1	1	2	0	Kasper	3	0	0	0	0
McSween	1	0	0	0	0	Krushelnyski	2	1	1	2	2
Mogilny	3	1	0	1	0	Kudelski	3	1	1	2	0
Parker	3	0	0	0	0	Laidlaw	3	0	0	0	2
Priestlay	2	1	0	1	0	Lindholm	2	0	0	0	0
Puppa	3	0	1	1	0	Makela	1	0	1	1	0
Ramsey	3	0	1	1	6	McDonough	1	0	0	0	0
Ray	1	0	0	0	2	McSorley	3	1	0	1	2
Ruutu	3	1	1	2	2	Miller	3	0	0	0	5
Shannon	1	0	1	1	0	Nicholls	2	1	1	2	2
Sheppard	1	1	0	1	0	Prajsler	2	0	0	0	0
Snuggerud	3	1	0	1	2	Robinson	2	0	0	0	0
Turgeon	3	0	3	3	0	Robitaille	3	2	2	4	4
Vaive	3	0	0	0	2	Sandstrom	1	0	1	1	0
						Taylor	2	1	0	1	0
						Tonelli	3	0	1	1	2
						Walters	2	0	0	0	4

GWG: Hartman, Sheppard
PPG: Housley, Andreychuk (2)
SHG: Snuggerud

GWG: Kudelski
PPG: Robitaille, Krushelnyski, Granato, McSorley
SHG: Gretzky

GOALTENDING

BUFFALO	GP	MIN	GA	EN	SO	AVG.	W-L-T	LOS ANGELES	GP	MIN	GA	EN	SO	AVG.	W-L-T
Puppa	3	181	11	0	0	3.65	2-1-0	Gosselin	1	38	2	0	0	3.16	0-1-0
								Hrudey	3	140	11	1	0	4.71	1-1-0

GOALS BY PERIOD	1	2	3	OT	TOT	SHOTS ON GOAL	1	2	3	OT	TOT
Buffalo	5	6	3	0	14	Buffalo	24	35	21	1	81
Los Angeles	5	2	3	1	11	Los Angeles	32	33	32	2	99



BUFFALO VS. MINNESOTA

1989-90 SUMMARY:

	GP	W	L	T	GF	GA	PTS	PIM
Buffalo	3	1	1	1	8	8	3	40
Minnesota	3	1	1	1	8	8	3	64

AT BUFFALO

Oct. 8 - Buffalo 2
Mar. 29 - Buffalo 4

Minnesota 2
Minnesota 2

AT MINNESOTA

Oct. 25 - Minnesota 4
Buffalo 2

INDIVIDUAL SCORING LEADERS

BUFFALO	GP	G	A	PTS	PIM	MINNESOTA	GP	G	A	PTS	PIM
Anderson	2	0	1	1	2	Archibald	2	0	1	1	2
Andreychuk	3	2	1	3	0	Balderis	1	0	1	1	0
Arniel	3	1	0	1	2	Barber	1	0	0	0	2
Bodger	2	1	1	2	0	Bellows	3	2	0	2	12
Corkum	1	0	0	0	0	Berezan	2	0	1	1	0
Foligno	3	1	1	2	4	Brooke	2	1	0	1	4
Hartman	3	0	0	0	16	A. Broten	1	0	1	1	0
Hogue	1	0	0	0	0	N. Broten	3	0	2	2	0
Housley	3	0	2	2	0	Casey	2	0	0	0	0
Kennedy	3	0	0	0	2	Chambers	3	0	0	0	2
Krupp	3	0	2	2	2	Churla	2	0	1	1	5
Ledyard	1	0	0	0	0	Dahlen	1	0	0	0	0
Maguire	2	0	0	0	0	Donatelli	1	0	0	0	0
Mogilny	3	1	1	2	0	Duchesne	3	0	0	0	2
Parker	2	0	0	0	0	Gaelz	1	0	0	0	2
Playlair	1	0	0	0	0	Gagner	3	2	0	2	0
Priestlay	1	1	0	1	2	Gartner	2	1	1	2	0
Puppa	3	0	0	0	0	Gavin	3	0	0	0	2
Ramsey	3	0	0	0	0	Giles	2	0	0	0	2
Ray	1	0	0	0	0	McRae	2	0	1	1	4
Ruutu	3	0	3	3	4	Modano	3	1	2	3	2
Shannon	1	0	1	1	0	Murphy	3	1	1	2	4
Snuggerud	3	0	0	0	4	Musil	2	0	0	0	2
Turgeon	3	1	2	3	0	Siren	3	0	1	1	4
Vaive	3	0	1	1	2	Takko	1	0	0	0	2
						Thyer	1	0	0	0	0
						Tinordi	2	0	0	0	4
						Wilkinson	1	0	0	0	7
						Zettler	1	0	0	0	0

GWG: Arniel
PPG: Andreychuk
SHG: None

GWG: Murphy
PPG: Gagner, Gartner
SHG: None

GOALTENDING

BUFFALO	GP	MIN	GA	EN	SO	AVG.	W-L-T	MINNESOTA	GP	MIN	GA	EN	SO	AVG.	W-L-T
Puppa	3	184	8	0	0	2.61	1-1-1	Casey	2	125	4	0	0	1.92	1-0-1
								Takko	1	59	3	1	0	3.05	0-1-0

GOALS BY PERIOD	1	2	3	OT	TOT	SHOTS ON GOAL	1	2	3	OT	TOT
Buffalo	0	3	5	0	8	Buffalo	34	39	41	1	115
Minnesota	2	4	2	0	8	Minnesota	31	40	23	2	96



BUFFALO VS. MONTREAL



1989-90 SUMMARY:

	GP	W	L	T	GF	GA	PTS	PIM
Buffalo	8	4	3	1	24	23	9	134
Montreal	8	3	4	1	23	24	7	136

AT BUFFALO

Oct. 20 -	Buffalo 6	Montreal 2
Dec. 22 -	Buffalo 2	Montreal 2
Feb. 7 -	Buffalo 3	Montreal 1
Feb. 16 -	Buffalo 5	Montreal 3

AT MONTREAL

Oct. 8 -	Montreal 5	Buffalo 1
Nov. 2 -	Buffalo 4	Montreal 3
Jan. 6 -	Montreal 6	Buffalo 3
Feb. 3 -	Montreal 1	Buffalo 0

INDIVIDUAL SCORING LEADERS

BUFFALO	GP	G	A	PTS	PIM	MONTREAL	GP	G	A	PTS	PIM
Anderson	2	1	0	1	0	Carbonneau	7	3	2	5	6
Andreychuk	6	5	4	9	4	Cassels	1	0	0	0	0
Arniel	8	2	0	2	4	Chelios	7	1	3	4	10
Bodger	6	1	3	4	8	Chorske	2	0	1	1	2
DeGray	1	0	0	0	0	Corson	7	4	2	6	17
Donnelly	2	0	0	0	2	Courtall	8	0	3	3	0
Foligno	8	0	3	3	22	Daigneault	3	0	0	0	0
Hartman	6	1	0	1	11	E. Desjardins	3	0	0	0	9
Hogue	6	2	0	2	6	M. Desjardins	1	0	1	1	0
Housley	8	3	3	6	6	Ewen	5	0	1	1	6
Kennedy	8	0	1	1	2	Gilchrist	4	0	0	0	0
Krupp	8	0	2	2	17	Hayward	3	0	0	0	0
Ledyard	7	0	1	1	2	Keane	7	0	1	1	2
Ludzik	2	0	0	0	0	Lebeau	5	0	1	1	2
Maguire	6	0	1	1	13	Lefebvre	7	1	1	2	4
Malarchuk	4	0	0	0	4	C. Lemieux	3	0	0	0	2
Metcalfe	1	0	0	0	0	J. Lemieux	3	1	0	1	5
Mogilny	7	0	4	4	6	Ludwig	8	0	1	1	23
Parker	6	0	0	0	0	Lumme	7	0	0	0	0
Playfair	1	0	0	0	0	Martinson	3	0	0	0	9
Priestlay	3	0	0	0	0	McPhee	6	1	2	3	2
Puppa	4	0	0	0	0	Naslund	6	3	2	5	0
Ramsey	7	0	0	0	4	Pederson	1	0	0	0	0
Ray	2	0	0	0	7	Richer	8	4	3	7	2
Ruutu	7	1	6	7	2	Roy	5	0	0	0	0
Sheppard	2	0	0	0	0	Schneider	5	1	2	3	0
Snuggerud	8	1	0	1	4	Skrudland	6	2	3	5	10
Tucker	1	0	0	0	0	Smith	6	0	3	3	2
Turgeon	8	4	11	15	4	Svoboda	7	2	1	3	19
Vaive	7	3	2	5	4	Walter	7	0	1	1	4
(Bench)					2						

GWC: Turgeon (2), Ruutu, Snuggerud

PPG: Andreychuk (3), Turgeon, Vaive, Housley (2), Bodger

SHG: None

GWC: Richer (2), Svoboda

PPG: Svoboda, Chelios, Naslund, Schneider

SHG: None

GOALTENDING

BUFFALO	GP	MIN	GA	EN	SO	AVG.	W-L-T	MONTREAL	GP	MIN	GA	EN	SO	AVG.	W-L-T
Malarchuk	4	240	15	0	0	3.75	1-3-0	Hayward	3	184	11	0	0	3.59	1-1-1
Puppa	4	245	8	0	0	1.96	3-0-1	Roy	5	299	13	0	1	2.61	2-3-0

GOALS BY PERIOD	1	2	3	OT	TOT	SHOTS ON GOAL	1	2	3	OT	TOT
Buffalo	5	9	10	0	24	Buffalo	77	76	76	2	231
Montreal	6	10	7	0	23	Montreal	77	91	82	4	254



BUFFALO VS. NEW JERSEY



1989-90 SUMMARY:

	GP	W	L	T	GF	GA	PTS	PIM
Buffalo	3	1	2	0	12	13	2	39
New Jersey	3	2	1	0	13	12	4	39

AT BUFFALO

Dec. 1 -	Buffalo 6	New Jersey 4
Mar. 25 -	New Jersey 4	Buffalo 3

AT NEW JERSEY

Jan. 2 -	New Jersey 5	Buffalo 3
----------	--------------	-----------

INDIVIDUAL SCORING LEADERS

BUFFALO	GP	G	A	PTS	PIM	NEW JERSEY	GP	G	A	PTS	PIM
Andreychuk	3	2	3	5	2	Albelin	2	0	2	2	0
Arniel	3	0	1	1	0	Brady	1	0	0	0	2
Bodger	3	0	2	2	2	Broten	2	1	0	1	0
Corkum	1	0	0	0	0	Brown	2	0	2	2	0
Foligno	2	1	2	3	2	Burke	2	0	0	0	2
Hartman	2	0	0	0	0	Conacher	1	0	0	0	0
Hogue	2	0	1	1	2	Daneyko	3	0	1	1	2
Housley	3	0	4	4	0	Driver	3	0	2	2	21
Kennedy	3	0	0	0	2	Fetisov	2	0	0	0	0
Krupp	3	0	0	0	2	Huscroft	2	0	0	0	0
Ledyard	3	0	1	1	0	Johnson	3	2	1	3	0
Loewen	1	0	0	0	0	Kasatonov	1	0	0	0	0
Maguire	2	1	0	1	0	Korn	1	0	0	0	0
Malarchuk	1	0	0	0	0	MacLean	3	3	0	3	0
Mogilny	3	1	0	1	2	Malay	3	0	0	0	0
Parker	2	0	1	1	0	Morris	1	0	1	1	2
Priestlay	1	0	0	0	0	Muller	3	0	6	6	0
Puppa	2	0	0	0	0	Ojanen	2	1	1	2	0
Ramsey	3	0	1	1	4	Poddubny	2	1	1	2	0
Ray	1	0	0	0	0	Ruotsalainen	2	0	0	0	2
Ruutu	3	0	1	1	2	Shanahan	3	1	2	3	0
Shannon	1	0	1	1	2	Stastny	1	0	2	2	2
Sheppard	1	0	0	0	0	Pa. Sundstrom	2	0	1	1	0
Snuggerud	3	2	0	2	0	Terreri	2	0	0	0	0
Turgeon	3	5	3	8	0	S. Turgeon	2	3	0	3	4
Vaive	2	0	0	0	15	Velischek	3	0	0	0	0
(Bench)					2	Vilgrain	1	0	1	1	2
						Weinrich	1	1	0	1	0
						Wolanin	2	0	0	0	0

GWC: Snuggerud

PPG: Turgeon (2), Mogilny

SHG: None

GWC: MacLean, Weinrich

PPG: Johnson, Broten, Weinrich

SHG: None

GOALTENDING

BUFFALO	GP	MIN	GA	EN	SO	AVG.	W-L-T	NEW JERSEY	GP	MIN	GA	EN	SO	AVG.	W-L-T
Malarchuk	1	59	4	0	0	4.07	0-1-0	Burke	2	85	5	0	0	3.53	1-1-0
Puppa	2	119	9	0	0	4.54	1-1-0	Terreri	2	94	7	0	0	4.47	1-0-0

GOALS BY PERIOD	1	2	3	OT	TOT	SHOTS ON GOAL	1	2	3	OT	TOT
Buffalo	4	3	5		12	Buffalo	42	34	29		105
New Jersey	6	5	2		13	New Jersey	42	37	25		104



BUFFALO VS. N.Y. ISLANDERS



1989-90 SUMMARY:

	GP	W	L	T	GF	GA	PTS	PIM
Buffalo	3	0	3	0	2	8	0	22
N.Y. Islanders	3	3	0	0	8	2	4	32

AT BUFFALO

Dec. 31 -	N.Y. Islanders 4	Buffalo 2
Feb. 4 -	N.Y. Islanders 1	Buffalo 0

AT N.Y. ISLANDERS

Dec. 5 -	N.Y. Islanders 3	Buffalo 0
----------	------------------	-----------

INDIVIDUAL SCORING LEADERS

BUFFALO	GP	G	A	PTS	PIM	N.Y. ISLANDERS	GP	G	A	PTS	PIM
Andreychuk	2	0	0	0	0	Baumgartner	3	0	0	0	8
Arniel	3	1	0	1	2	Chyzowski	1	0	0	0	0
Bodger	3	0	0	0	0	Crossman	3	0	0	0	0
Foligno	3	0	0	0	2	Diduck	3	0	1	1	2
Hartman	1	0	0	0	0	Fitzpatrick	2	0	0	0	0
Hogue	3	0	1	1	2	Flatley	3	0	1	1	0
Housley	3	0	0	0	2	Gronstrand	2	1	0	1	0
Kennedy	3	0	0	0	0	Healy	1	0	0	0	0
Krupp	3	0	0	0	2	Kerr	3	0	1	1	4
Ledyard	3	0	0	0	0	King	3	1	2	3	0
Ludzik	1	0	0	0	0	LaFontaine	3	3	2	5	0
Maguire	3	0	0	0	0	Lauer	3	1	0	1	0
Metcalfe	1	0	0	0	0	Maloney	3	0	1	1	0
Mogilny	2	0	1	1	0	McBean	1	0	0	0	0
Parker	2	0	0	0	0	McDonough	3	1	0	1	0
Priestlay	1	0	0	0	0	Norton	3	0	3	3	2
Puppa	3	0	0	0	0	Nylund	3	0	0	0	0
Ramsey	3	0	0	0	0	Reekie	1	0	1	1	0
Ray	1	0	0	0	2	Sutter	2	0	1	1	4
Ruuttu	3	0	1	1	2	Thibaudeau	1	0	0	0	0
Sheppard	1	0	0	0	0	Trottier	1	0	0	0	0
Snuggerud	3	0	0	0	2	Volek	3	0	0	0	4
Turgeon	3	0	0	0	2	Vukota	3	0	0	0	4
Vaive	3	1	0	1	2	Wood	3	1	1	2	2
(Bench)					2	(Bench)					2

GWG: None
PPG: None
SHG: None

GWG: Lauer, Gronstrand, King
PPG: King
SHG: None

GOALTENDING

BUFFALO	GP	MIN	GA	EN	SO	AVG.	W-L-T	N.Y. ISLES	GP	MIN	GA	EN	SO	AVG.	W-L-T
Puppa	3	178	7	1	0	2.36	0-3-0	Fitzpatrick	2	120	2	0	1	1.00	2-0-0
								Healy	1	60	0	0	1	0.00	1-0-0

GOALS BY PERIOD	1	2	3	OT	TOT
Buffalo	1	1	0		2
N.Y. Islanders	2	3	3		8

SHOTS ON GOAL	1	2	3	OT	TOT
Buffalo	43	32	36		111
N.Y. Islanders	27	29	29		85



BUFFALO VS. N.Y. RANGERS



1989-90 SUMMARY:

	GP	W	L	T	GF	GA	PTS	PIM
Buffalo	3	2	0	1	9	5	5	44
N.Y. Rangers	3	0	2	1	5	9	1	43

AT BUFFALO

Nov. 22 -	Buffalo 4	N.Y. Rangers 1
Feb. 9 -	Buffalo 3	N.Y. Rangers 2

AT N.Y. RANGERS

Dec. 20 -	Buffalo 2	N.Y. Rangers 2
-----------	-----------	----------------

INDIVIDUAL SCORING LEADERS

BUFFALO	GP	G	A	PTS	PIM	N.Y. RANGERS	GP	G	A	PTS	PIM
Anderson	1	0	0	0	0	Archibald	1	0	0	0	0
Andreychuk	2	0	1	1	0	Bloemberg	1	0	0	0	0
Arniel	3	1	0	1	2	Dahlen	3	0	1	1	0
Bodger	3	0	1	1	2	Erixon	3	0	0	0	2
Donnelly	1	0	0	0	2	Granato	2	1	1	2	0
Foligno	3	1	1	2	0	Greschner	2	0	0	0	0
Hartman	2	0	1	1	0	Hardy	1	0	0	0	4
Hogue	2	1	0	1	10	Horava	2	0	0	0	4
Housley	3	0	2	2	4	Janssens	3	0	0	0	2
Kennedy	3	0	0	0	8	King	3	0	0	0	17
Krupp	2	0	0	0	2	Kisio	2	0	1	1	0
Ledyard	3	0	0	0	2	Leetch	3	0	2	2	2
Ludzik	1	0	0	0	0	Mallette	3	0	0	0	6
Maguire	2	0	0	0	0	Miller	1	0	0	0	0
Malarchuk	1	0	0	0	0	Moller	2	0	0	0	0
Metcalfe	1	0	0	0	0	Mullen	3	1	0	1	2
Mogilny	3	1	1	2	0	Nicholls	1	2	0	2	0
Parker	2	0	0	0	0	Nilan	1	0	0	0	0
Priestlay	1	0	0	0	0	Ogrodnick	3	0	0	0	0
Puppa	2	0	1	1	0	Patrick	2	0	1	1	0
Ramsey	3	0	0	0	0	Poeschek	2	0	0	0	0
Ray	1	0	0	0	4	Richter	1	0	0	0	0
Ruuttu	3	1	2	3	4	Rochefort	1	0	0	0	0
Snuggerud	3	0	1	1	4	Ruff	2	0	0	0	0
Turgeon	3	2	3	5	0	Sandstrom	2	0	0	0	2
Vaive	3	2	3	5	0	Shaw	1	0	0	0	0
						Turcotte	3	1	3	4	0
						Vanbiesbrouck	2	0	0	0	2
						Wilson	1	0	0	0	0

GWG: Turgeon (2)
PPG: Ruuttu
SHG: None

GWG: None
PPG: Mullen, Nicholls (2)
SHG: None

GOALTENDING

BUFFALO	GP	MIN	GA	EN	SO	AVG.	W-L-T	N.Y. RANGERS	GP	MIN	GA	EN	SO	AVG.	W-L-T
Malarchuk	1	65	2	0	0	1.85	0-0-1	Richter	1	60	3	0	0	3.00	0-1-0
Puppa	2	120	3	0	0	1.50	2-0-0	Vanbiesbrouck	2	125	6	0	0	2.88	0-1-1

GOALS BY PERIOD	1	2	3	OT	TOT
Buffalo	5	1	3	0	9
NY Rangers	1	2	2	0	5

SHOTS ON GOAL	1	2	3	OT	TOT
Buffalo	32	35	31	2	100
NY Rangers	38	36	29	2	105



BUFFALO VS. PHILADELPHIA



1989-90 SUMMARY:

	GP	W	L	T	GF	GA	PTS	PIM
Buffalo	3	2	1	0	10	9	4	33
Philadelphia	3	1	2	0	9	10	2	60

AT BUFFALO

Dec. 17 - Buffalo 4 Philadelphia 3

AT PHILADELPHIA

Dec. 7 - Philadelphia 4 Buffalo 3
Jan. 23 - Buffalo 3 Philadelphia 2

INDIVIDUAL SCORING LEADERS

BUFFALO	GP	G	A	PTS	PIM	PHILADELPHIA	GP	G	A	PTS	PIM
Andreychuk	3	1	2	3	2	Acton	2	0	0	0	0
Arniel	2	0	0	0	0	Berube	3	0	0	0	0
Bodger	3	0	2	2	4	Bullard	3	0	2	2	0
Donnelly	1	0	0	0	0	Carkner	3	0	1	1	4
Foligno	3	1	3	4	0	Chychrn	3	0	0	0	6
Hartman	1	0	1	1	0	Craven	3	0	3	3	0
Hogue	3	1	1	2	0	Eklund	3	1	1	2	0
Housley	3	1	2	3	2	Horacek	1	0	0	0	7
Kennedy	3	0	0	0	0	Howe	2	1	0	1	0
Krupp	3	0	1	1	2	Jensen	1	0	0	0	2
Ledyard	3	0	1	1	0	Kerr	1	1	1	2	2
Ludzik	1	0	0	0	2	Latal	3	1	1	2	2
Maguire	3	0	1	1	7	Linseman	1	0	1	1	0
Metcalfe	1	0	0	0	0	Mellanby	3	2	0	2	0
Mogilny	1	2	0	2	0	Murphy	3	0	0	0	17
Parker	1	0	0	0	0	Poulin	2	0	1	1	0
Priestlay	1	0	0	0	0	Propp	1	1	0	1	0
Puppa	3	0	0	0	0	Samuelsson	1	0	0	0	10
Ramsey	3	0	0	0	2	Sinisalo	2	0	1	1	0
Ray	1	0	0	0	4	Smith	2	0	1	1	6
Ruuttu	3	0	1	1	4	Sullivan	2	0	0	0	0
Sheppard	2	0	0	0	0	Sutter	3	1	1	2	2
Snuggerud	3	0	1	1	0	Tocchet	3	1	3	4	0
Turgeon	3	2	1	3	0	Wells	3	0	0	0	2
Vaive	3	2	0	2	2	Wregget	3	0	0	0	0
(Bench)					2						

GWG: Turgeon, Vaive
PPG: Turgeon, Foligno
SHG: None

GWG: Sutter
PPG: Propp, Howe
SHG: None

GOALTENDING

BUFFALO	GP	MIN	GA	EN	SO	AVG.	W-L-T	PHILA.	GP	MIN	GA	EN	SO	AVG.	W-L-T
Puppa	3	180	9	0	0	3.00	2-1-0	Wregget	3	179	10	0	0	3.35	1-2-0

GOALS BY PERIOD	1	2	3	OT	TOT	SHOTS ON GOAL	1	2	OT	TOT	
Buffalo	2	5	3	0	10	Buffalo	30	27	19	0	76
Philadelphia	4	2	2	1	9	Philadelphia	40	30	25	1	96



BUFFALO VS. PITTSBURGH



1989-90 SUMMARY:

	GP	W	L	T	GF	GA	PTS	PIM
Buffalo	3	3	0	0	14	6	6	58
Pittsburgh	3	0	3	0	6	14	0	47

AT BUFFALO

Jan. 28 - Buffalo 7 Pittsburgh 2

AT PITTSBURGH

Oct. 21 - Buffalo 4 Pittsburgh 2
Mar. 31 - Buffalo 3 Pittsburgh 2 OT

INDIVIDUAL SCORING LEADERS

BUFFALO	GP	G	A	PTS	PIM	PITTSBURGH	GP	G	A	PTS	PIM
Anderson	1	0	0	0	2	Barrasso	3	0	0	0	0
Andreychuk	3	1	3	4	6	Bourque	3	0	0	0	6
Arniel	3	1	1	2	0	Brown	3	1	0	1	4
Bodger	2	1	1	2	4	Callander	1	0	1	1	0
Corkum	1	0	0	0	0	Caufield	1	0	0	0	0
Foligno	3	0	1	1	4	Coffey	3	0	2	2	0
Hartman	3	0	1	1	2	Cullen	2	0	0	0	2
Hogue	1	1	0	1	2	Dahlquist	2	0	0	0	2
Housley	3	0	4	4	0	Delorme	2	0	0	0	0
Kennedy	3	0	0	0	12	Dineen	3	0	0	0	0
Krupp	3	2	0	2	2	Errey	3	0	1	1	2
Ledyard	2	0	0	0	4	Gilhen	2	0	0	0	15
Maguire	2	1	0	1	4	Hillier	2	0	0	0	4
Malarchuk	1	0	0	0	2	Johnson	3	0	0	0	0
Mogilny	2	1	0	1	0	Kyle	2	0	0	0	0
Parker	1	0	1	1	2	Lemieux	3	2	1	3	0
Playlair	1	0	0	0	2	Loney	3	0	0	0	5
Priestlay	2	0	0	0	2	McBain	1	0	0	0	7
Puppa	2	0	0	0	0	Pederson	2	0	1	1	0
Ramsey	3	0	4	4	2	Quinn	1	0	0	0	0
Ray	1	1	1	2	0	Recchi	3	1	2	3	0
Ruuttu	3	0	2	2	2	Smith	1	1	0	1	0
Shannon	1	0	0	0	0	Stevens	3	1	1	2	0
Sheppard	1	1	1	2	0	Tanti	2	0	0	0	2
Snuggerud	3	0	0	0	4	Young	1	0	0	0	0
Turgeon	3	1	4	5	0	Zalapski	3	0	1	1	0
Vaive	3	3	1	4	2						

GWG: Maguire, Hogue, Krupp
PPG: Bodger, Vaive, Mogilny
SHG: None

GWG: None
PPG: Lemieux (2)
SHG: None

GOALTENDING

BUFFALO	GP	MIN	GA	EN	SO	AVG.	W-L-T	PITTSBURGH	GP	MIN	GA	EN	SO	AVG.	W-L-T
Malarchuk	1	61	2	0	0	1.97	1-0-0	Barrasso	3	159	12	0	0	4.53	0-3-0
Puppa	2	120	4	0	0	2.00	2-0-0	Young	1	21	2	0	0	5.71	0-0-0

GOALS BY PERIOD	1	2	3	OT	TOT	SHOTS ON GOAL	1	2	3	OT	TOT
Buffalo	4	5	4	1	14	Buffalo	30	31	26	1	88
Pittsburgh	1	3	2	0	6	Pittsburgh	32	35	43	0	110



BUFFALO VS. QUEBEC



1989-90 SUMMARY:

	GP	W	L	T	GF	GA	PTS	PIM
Buffalo	8	7	0	1	37	23	15	178
Quebec	8	0	7	1	23	37	1	222

AT BUFFALO

Oct. 5 -	Buffalo 4	Quebec 3
Jan. 31 -	Buffalo 6	Quebec 3
Mar. 4 -	Buffalo 5	Quebec 3
Apr. 1 -	Buffalo 5	Quebec 2

AT QUEBEC

Nov. 25 -	Buffalo 3	Quebec 2
Dec. 23 -	Buffalo 6	Quebec 5
Jan. 30 -	Buffalo 5	Quebec 2
Mar. 3 -	Buffalo 3	Quebec 3

INDIVIDUAL SCORING LEADERS

BUFFALO	GP	G	A	PTS	PIM	QUEBEC	GP	G	A	PTS	PIM
Andreychuk	7	4	2	6	2	Adams	1	0	0	0	0
Arniel	8	4	1	5	11	Brown	2	1	0	1	0
Bodger	8	1	7	8	10	Brunetta	1	0	0	0	0
Corkum	1	0	0	0	2	Cirella	4	1	0	1	5
DeGray	1	0	0	0	2	Deblois	8	0	0	0	2
Foligno	6	1	2	3	8	Dore	1	0	0	0	0
Hartman	7	4	0	4	23	Finn	7	0	3	3	20
Hogue	6	3	0	3	18	Fiset	1	0	0	0	0
Housley	8	2	10	12	6	Fogarty	6	0	0	0	2
Kennedy	8	0	3	3	5	Fortier	5	1	3	4	0
Krupp	8	0	4	4	14	Gillis	7	2	3	5	31
Ledyard	6	0	0	0	9	Gordon	3	0	0	0	0
Ludzik	1	0	0	0	2	Goulet	7	3	4	7	2
Maguire	5	0	0	0	9	Guerard	1	0	0	0	2
Malarchuk	4	0	1	1	2	Hrkac	2	1	1	2	0
Metcalfe	1	0	0	0	5	Hough	4	0	2	2	4
Miller	1	0	0	0	0	Jackson	7	1	1	2	6
Mogilny	7	1	6	7	2	Jarvi	4	0	0	0	0
Molloy	1	0	0	0	5	Kimble	5	1	0	1	33
Parker	5	0	1	1	7	Lafleur	4	1	3	4	0
Playfair	1	0	1	1	0	Lawton	1	2	1	3	2
Priestlay	4	1	1	2	2	Leschyshyn	7	0	2	2	4
Puppa	4	0	1	1	2	Loiselle	7	0	1	1	14
Ramsey	7	1	5	6	2	Marois	7	0	3	3	6
Ray	1	0	0	0	2	McKegney	5	1	2	3	4
Ruutu	8	4	2	6	8	McRae	8	2	0	2	21
Shannon	3	0	2	2	2	Millen	1	0	0	0	0
Sheppard	3	1	0	1	0	Petit	7	1	6	7	20
Snuggerud	8	1	4	5	2	Picard	2	0	0	0	0
Turgeon	8	5	6	11	6	Routhier	1	0	0	0	0
Vaive	6	4	2	6	8	Sakic	8	3	5	8	2
(Bench)					2	Sevcik	2	0	0	0	0
						Severyn	4	0	0	0	9
						Smyth	3	0	0	0	31
						Stastrny	6	2	2	4	2
						Tugnutt	3	0	0	0	0
						Wolanin	1	0	0	0	0

GWG: Hartman, Turgeon(2), Vaive, Ramsey, Housley, Ruutu

PPG: Vaive (2), Andreychuk (2), Turgeon (3), Ruutu, Sheppard, Bodger, Foligno, Housley

SHG: Arniel, Housley

GWG: None

PPG: Goulet (3), Lawton (2), Sakic, McKegney, Kimble, Stastrny (2)

SHG: None

GOALTENDING

BUFFALO	GP	MIN	GA	EN	SO	AVG.	W-L-T	QUEBEC	GP	MIN	GA	EN	SO	AVG.	W-L-T
Malarchuk	4	245	12	0	0	2.94	3-0-1	Brunetta	1	40	5	0	0	7.50	0-0-0
Puppa	4	240	11	0	0	2.75	4-0-0	Fiset	1	59	4	0	0	4.07	0-1-0
								Gordon	3	179	15	1	0	5.03	0-3-0
								Millen	1	65	3	0	0	2.76	0-0-1
								Tugnutt	3	139	9	0	0	3.88	0-3-0
GOALS BY PERIOD		1	2	3	OT	TOT		SHOTS ON GOAL		1	2	3	OT	TOT	
Buffalo		11	15	11	0	37		Buffalo		86	110	83	1	270	
Quebec		5	9	9	0	23		Quebec		89	81	90	1	261	



BUFFALO VS. ST. LOUIS



1989-90 SUMMARY:

	GP	W	L	T	GF	GA	PTS	PIM
Buffalo	3	1	2	0	7	11	2	33
St. Louis	3	2	1	0	11	7	4	53

AT BUFFALO

Dec. 3 -	Buffalo 4	St. Louis 3
----------	-----------	-------------

AT ST. LOUIS

Feb. 11 -	St. Louis 4	Buffalo 2
Feb. 27 -	St. Louis 4	Buffalo 1

INDIVIDUAL SCORING LEADERS

BUFFALO	GP	G	A	PTS	PIM	ST. LOUIS	GP	G	A	PTS	PIM
Andreychuk	2	1	0	1	0	Brind'Amour	3	0	2	2	0
Arniel	3	0	0	0	4	Brown	2	0	0	0	0
Bodger	3	0	0	0	0	G. Cavallini	3	0	2	2	4
Donnelly	2	0	0	0	0	P. Cavallini	3	0	1	1	0
Foligno	2	0	1	1	2	Chase	2	0	0	0	10
Hartman	2	0	0	0	14	Dirk	2	0	0	0	9
Hogue	2	0	1	1	0	Featherstone	2	0	0	0	2
Housley	3	0	1	1	0	Hrkac	1	0	0	0	0
Kennedy	3	1	0	1	0	Hull	3	3	0	3	0
Krupp	3	0	2	2	0	Joseph	2	0	0	0	0
Ledyard	3	1	1	2	4	Lalor	3	0	2	2	0
Maguire	3	0	0	0	5	Lavoie	1	0	0	0	4
Malarchuk	2	0	0	0	2	Lowry	3	1	0	1	0
Mogilny	2	0	0	0	0	MacLean	3	0	2	2	0
Parker	3	1	0	1	0	Meagher	3	0	0	0	0
Priestlay	2	1	1	2	0	Millen	1	0	0	0	0
Puppa	1	0	0	0	2	Momesso	3	0	0	0	20
Ramsey	3	0	0	0	0	Mongeau	1	1	0	1	0
Ray	1	0	0	0	0	Oates	3	4	0	4	0
Ruutu	3	0	0	0	0	Roberts	2	0	1	1	4
Snuggerud	3	1	0	1	0	Thomlinson	1	1	1	2	0
Tucker	1	0	0	0	0	Tilley	3	0	0	0	0
Turgeon	2	1	1	2	0	Tuttle	3	1	0	0	0
Vaive	3	0	0	0	0	Wilson	2	0	2	2	0
						Zezel	2	0	0	0	0

GWG: Ledyard

PPG: Priestlay, Snuggerud

SHG: None

GWG: Oates, Hull

PPG: Hull

SHG: Oates

GOALTENDING

BUFFALO	GP	MIN	GA	EN	SO	AVG.	W-L-T	ST. LOUIS	GP	MIN	GA	EN	SO	AVG.	W-L-T
Malarchuk	2	119	8	0	0	4.03	0-2-0	Joseph	2	120	3	0	0	1.50	2-0-0
Puppa	1	60	3	0	0	3.00	1-0-0	Millen	1	60	4	0	0	4.00	0-1-0
GOALS BY PERIOD		1	2	3	OT	TOT		SHOTS ON GOAL		1	2	3	OT	TOT	
Buffalo		2	3	2		7		Buffalo		31	28	22		81	
St. Louis		3	4	4		11		St. Louis		34	34	24		92	



BUFFALO VS. TORONTO



1989-90 SUMMARY:

	GP	W	L	T	GF	GA	PTS	PIM
Buffalo	3	2	1	0	16	10	4	47
Toronto	3	1	2	0	10	16	2	74

AT BUFFALO

Oct. 27 -	Buffalo 6	Toronto 5 OT
Mar. 16 -	Toronto 4	Buffalo 3

AT TORONTO

Oct. 11 -	Buffalo 7	Toronto 1
-----------	-----------	-----------

INDIVIDUAL SCORING LEADERS

BUFFALO	GP	G	A	PTS	PIM	TORONTO	GP	G	A	PTS	PIM
Anderson	2	0	0	0	0	Bester	1	0	0	0	0
Andreychuk	3	3	2	5	0	Capuano	1	0	0	0	0
Arniel	3	1	1	2	7	Clark	2	0	0	0	2
Bodger	2	0	2	2	2	Curran	2	0	1	1	2
Corkum	1	1	0	1	0	Damphousse	3	3	2	5	4
Donnelly	1	0	1	1	2	Daoust	2	0	0	0	0
Foligno	2	3	3	6	8	Fergus	2	2	0	2	0
Hartman	2	0	0	0	10	Franceschetti	3	1	2	3	4
Hogue	1	0	0	0	2	Gill	2	0	1	1	0
Housley	3	1	3	4	2	Hannan	3	1	0	1	2
Kennedy	3	0	0	0	0	Iafate	3	0	2	2	8
Krupp	2	0	1	1	0	Ihnacak	1	0	2	2	0
Ledyard	3	0	2	2	0	Kordic	1	0	0	0	24
Maguire	2	0	3	3	0	Kurvers	2	0	0	0	0
Malarchuk	1	0	0	0	0	Laforest	1	0	0	0	0
Mogilny	3	0	0	0	0	Lawless	1	0	0	0	0
Parker	3	1	1	2	0	Leeman	3	0	0	0	0
Priestlay	1	0	0	0	0	Marois	3	1	2	3	0
Puppa	3	0	0	0	0	Marsh	3	0	0	0	2
Ramsey	3	0	2	2	0	McIntyre	1	0	0	0	5
Ray	1	0	0	0	0	McKenna	1	0	0	0	0
Ruutu	2	0	1	1	4	Olczyk	3	0	1	1	6
Shannon	1	0	0	0	0	Osborne	3	0	1	1	0
Snuggerud	3	1	0	1	2	Ramage	3	1	0	1	4
Tucker	1	1	1	2	0	Reese	2	0	0	0	0
Turgeon	3	1	6	7	0	Reid	2	1	1	2	0
Vaive	3	3	0	3	8	Reynolds	1	0	0	0	0
						Richardson	3	0	1	1	9
						(Bench)					2

GWG: Arniel, Turgeon
PPG: Andreychuk (3), Tucker
SHG: None

GWG: Franceschetti
PPG: Damphousse
SHG: Franceschetti

GOALTENDING

BUFFALO	GP	MIN	GA	EN	SO	AVG.	W-L-T	TORONTO	GP	MIN	GA	EN	SO	AVG.	W-L-T
Malarchuk	1	54	1	0	0	1.11	1-0-0	Bester	1	18	4	0	0	13.33	0-1-0
Puppa	3	127	9	0	0	4.25	1-1-0	Laforest	1	63	6	0	0	5.71	0-1-0
								Reese	2	102	6	0	0	3.53	1-0-0

GOALS BY PERIOD	1	2	3	OT	TOT	SHOTS ON GOAL	1	2	3	OT	TOT
Buffalo	8	1	6	1	16	Buffalo	41	31	37	1	110
Toronto	5	3	2	0	10	Toronto	25	19	16	0	60



BUFFALO VS. VANCOUVER



1989-90 SUMMARY:

	GP	W	L	T	GF	GA	PTS	PIM
Buffalo	3	2	0	1	11	7	5	58
Vancouver	3	0	2	1	7	11	1	33

AT BUFFALO

Nov. 10 -	Buffalo 4	Vancouver 2
-----------	-----------	-------------

AT VANCOUVER

Nov. 19 -	Buffalo 2	Vancouver 2
Jan. 13 -	Buffalo 5	Vancouver 3

INDIVIDUAL SCORING LEADERS

BUFFALO	GP	G	A	PTS	PIM	VANCOUVER	GP	G	A	PTS	PIM
Andreychuk	3	1	3	4	4	Adams	2	2	0	2	0
Arniel	3	1	2	3	2	Benning	2	0	0	0	0
Bodger	3	0	2	2	4	Bozek	2	0	0	0	0
Foligno	2	0	0	0	2	Bradley	3	0	0	0	0
Hartman	3	0	0	0	4	Buskas	1	0	0	0	7
Hogue	1	0	0	0	0	Butcher	3	1	1	2	4
Housley	3	0	2	2	0	Capuano	1	0	0	0	0
Kennedy	3	0	0	0	2	Guy	2	0	0	0	0
Krupp	3	0	0	0	4	Krutov	3	2	1	3	0
Ledyard	2	0	0	0	0	Larionov	3	1	2	3	0
Maguire	2	1	0	1	15	Lidster	3	0	1	1	4
McSween	1	0	0	0	2	Linden	3	0	1	1	0
Mogilny	3	1	1	2	0	McBain	1	1	1	2	2
Parker	3	0	0	0	0	McLean	2	0	0	0	0
Priestlay	1	0	1	1	0	Melnyk	3	0	0	0	0
Puppa	3	0	0	0	0	Nordmark	2	0	1	1	0
Ramsey	3	1	3	4	4	Quinn	1	0	0	0	0
Ray	2	0	0	0	11	Reinhart	2	0	1	1	0
Ruutu	3	0	3	3	0	Sandlak	3	0	0	0	6
Sheppard	1	1	0	1	0	Smyl	2	0	0	0	2
Snuggerud	3	2	0	2	0	Skriko	3	0	1	1	0
Turgeon	3	3	3	6	0	Snepsts	1	0	0	0	0
Vaive	3	0	0	0	2	Stanley	2	0	0	0	2
(Bench)					2	Stern	1	0	0	0	0
						Sutler	3	0	1	1	2
						Tanti	2	0	0	0	4
						Weeks	1	0	0	0	0

GWG: Turgeon, Ramsey
PPG: Andreychuk, Turgeon (3), Mogilny, Ramsey
SHG: None

GWG: None
PPG: Larionov
SHG: None

GOALTENDING

BUFFALO	GP	MIN	GA	EN	SO	AVG.	W-L-T	VANCOUVER	GP	MIN	GA	EN	SO	AVG.	W-L-T
Puppa	3	185	7	0	0	2.27	2-0-1	McLean	3	144	6	1	0	2.50	0-1-1
								Weeks	1	40	3	1	0	4.50	0-1-1

GOALS BY PERIOD	1	2	3	OT	TOT	SHOTS ON GOAL	1	2	3	OT	TOT
Buffalo	3	6	2	0	11	Buffalo	20	23	19	1	65
Vancouver	3	2	2	0	7	Vancouver	46	30	30	2	108



BUFFALO VS. WASHINGTON WASHINGTON capitals

1989-90 SUMMARY:

	GP	W	L	T	GF	GA	PTS	PIM
Buffalo	3	1	1	1	8	10	3	51
Washington	3	1	1	1	10	8	3	38

AT BUFFALO

Dec. 10 -	Buffalo 4	Washington 3
Jan. 19 -	Washington 6	Buffalo 3

AT WASHINGTON

Mar. 6 -	Buffalo 1	Washington 1
----------	-----------	--------------

INDIVIDUAL SCORING LEADERS

BUFFALO	GP	G	A	PTS	PIM	WASHINGTON	GP	G	A	PTS	PIM
Andreychuk	3	1	1	2	4	Beaupre	2	0	0	0	0
Arniel	3	1	0	1	2	Bergland	1	0	0	0	0
Bodger	3	2	1	3	2	Christian	1	0	0	0	0
Foligno	1	0	0	0	0	Ciccarelli	3	2	1	3	0
Hartman	2	0	0	0	16	Corriveau	1	0	0	0	0
Hogue	2	0	1	1	0	Courtnall	3	1	2	3	2
Housley	3	0	3	3	0	Druce	3	1	0	1	0
Kennedy	3	0	0	0	2	Hatcher	3	2	0	2	2
Krupp	3	0	1	1	2	Houlder	2	0	0	0	6
Ledyard	2	0	0	0	0	Hunter	3	1	4	5	2
Maguire	2	0	0	0	0	Johansson	3	0	1	1	0
Malarchuk	1	0	0	0	0	Kleinendorst	1	0	1	1	0
McSween	1	0	0	0	0	Kypreos	2	0	0	0	2
Mogilny	3	1	0	1	0	Langway	2	0	0	0	0
Parker	3	0	0	0	17	Leach	2	0	0	0	2
Priestlay	2	0	0	0	0	Maltais	1	0	0	0	0
Puppa	3	0	0	0	0	Mason	1	0	0	0	0
Ramsey	3	0	0	0	0	May	3	0	0	0	10
Ray	1	0	0	0	0	Miller	3	0	2	2	0
Ruutu	3	0	2	2	4	Murray	1	0	0	0	0
Shannon	1	0	0	0	0	Paynter	1	0	0	0	2
Sheppard	1	0	0	0	0	Pivonka	2	0	1	1	0
Snuggerud	3	1	1	2	0	Richard	1	0	1	1	2
Turgeon	3	1	2	3	2	Ridley	3	1	1	2	0
Vaive	3	1	1	2	0	Rouse	2	0	0	0	4
						Sheehy	2	0	0	0	0
						Stevens	2	1	1	2	0
						Tucker	2	1	2	3	2
						Wickenheiser	1	0	1	1	2

GWG: Mogilny
PPG: Bodger (2), Turgeon
SHG: Snuggerud

GWG: Hatcher
PPG: Hatcher, Stevens
SHG: Hunter

GOALTENDING

BUFFALO	GP	MIN	GA	EN	SO	AVG.	W-L-T	WASHINGTON	GP	MIN	GA	EN	SO	AVG.	W-L-T
Malarchuk	1	20	3	0	0	9.00	0-0-0	Beaupre	2	125	5	0	0	2.40	0-1-1
Puppa	3	164	6	1	0	2.20	1-1-1	Mason	1	60	3	0	0	3.00	1-0-0

GOALS BY PERIOD	1	2	3	OT	TOT	SHOTS ON GOAL	1	2	3	OT	TOT
Buffalo	3	2	3	0	8	Buffalo	25	36	25	0	86
Washington	5	1	4	0	10	Washington	25	29	35	2	91



BUFFALO VS. WINNIPEG WINNIPEG FTS

1989-90 SUMMARY:

	GP	W	L	T	GF	GA	PTS	PIM
Buffalo	3	3	0	0	11	7	6	47
Winnipeg	3	0	3	0	7	11	0	45

AT BUFFALO

Feb. 25 -	Buffalo 3	Winnipeg 1
Mar. 18 -	Buffalo 4	Winnipeg 3 OT

AT WINNIPEG

Feb. 20 -	Buffalo 4	Winnipeg 3 OT
-----------	-----------	---------------

INDIVIDUAL SCORING LEADERS

BUFFALO	GP	G	A	PTS	PIM	WINNIPEG	GP	G	A	PTS	PIM
Andreychuk	3	0	1	1	2	Ashton	3	0	4	4	6
Arniel	3	2	2	4	2	Beauregard	2	0	0	0	0
Bodger	3	0	0	0	2	Boschman	2	0	1	1	0
Corkum	1	0	0	0	0	Carlyle	2	0	0	0	0
DeGray	2	0	0	0	2	Cronin	3	0	0	0	2
Donnelly	1	0	0	0	0	Donnelly	3	0	0	0	2
Guay	1	0	0	0	0	Ellett	2	0	0	0	2
Haller	1	0	0	0	0	Elynuik	3	0	1	1	0
Hartman	2	1	0	1	0	Essensa	1	0	0	0	0
Housley	3	2	1	3	0	Evans	3	1	1	2	0
Kennedy	3	0	1	1	2	Fenton	3	1	1	2	4
Krupp	2	0	2	2	2	Hawerchuk	3	0	2	2	4
Ledyard	3	0	1	1	2	Kumpel	2	0	0	0	0
Loewen	1	0	0	0	0	MacDermid	3	3	0	3	0
Maguire	2	0	0	0	0	Mantha	3	0	0	0	4
Malarchuk	3	0	1	1	2	Marchment	1	0	0	0	0
Mogilny	2	0	2	2	0	McLlwain	3	0	0	0	0
Parker	2	0	0	0	2	McReynolds	1	0	0	0	0
Priestlay	3	1	2	3	4	Numminen	2	0	1	1	0
Ramsey	1	0	1	1	0	Olausson	3	1	2	3	0
Ruutu	3	2	3	5	6	Paslawski	2	1	0	1	0
Shannon	2	0	1	1	0	Smail	3	0	0	0	0
Sheppard	1	0	0	0	0	Sykes	2	0	0	0	2
Snuggerud	3	1	1	2	0	Taglianetti	2	0	1	1	19
Turgeon	3	0	1	1	0						
Vaive	3	2	1	3	19						

GWG: Hartman, Vaive, Housley
PPG: Arniel, Ruutu, Housley
SHG: None

GWG: None
PPG: Paslawski, Olausson
SHG: None

GOALTENDING

BUFFALO	GP	MIN	GA	EN	SO	AVG.	W-L-T	WINNIPEG	GP	MIN	GA	EN	SO	AVG.	W-L-T
Malarchuk	3	184	7	0	0	2.28	3-0-0	Beau'gard	2	121	6	1	0	2.98	0-2-0
								Essensa	1	62	4	0	0	3.87	0-1-0

GOALS BY PERIOD	1	2	3	OT	TOT	SHOTS ON GOAL	1	2	3	OT	TOT
Buffalo	2	4	3	2	11	Buffalo	30	35	29	2	96
Winnipeg	2	4	1	0	7	Winnipeg	40	33	37	0	110

T H E L A S T W I N

BOSTON

Last Buffalo Win in Buffalo: October 29, 1989 (4-3)
Last Buffalo Win in Boston: March 8, 1990 (10-4)
Last Boston Win in Buffalo: January 7, 1990 (2-1)
Last Boston Win in Boston: November 30, 1989 (5-1)

CALGARY

Last Buffalo Win in Buffalo: March 21, 1990 (5-4)
Last Buffalo Win in Calgary: November 8, 1987 (6-3)
Last Calgary Win in Buffalo: December 13, 1987 (7-1)
Last Calgary Win in Calgary: January 12, 1990 (5-3)

CHICAGO

Last Buffalo Win in Buffalo: January 12, 1989 (6-5)
Last Buffalo Win in Chicago: January 24, 1990 (3-2)
Last Chicago Win in Buffalo: January 26, 1990 (4-2)
Last Chicago Win in Chicago: February 13, 1990 (4-1)

DETROIT

Last Buffalo Win in Buffalo: December 26, 1989 (6-3)
Last Buffalo Win in Detroit: March 27, 1990 (6-5)
Last Detroit Win in Buffalo: March 27, 1988 (5-3)
Last Detroit Win in Detroit: October 14, 1989 (6-2)

EDMONTON

Last Buffalo Win in Buffalo: November 12, 1989 (6-5)
Last Buffalo Win in Edmonton: November 1, 1985 (2-0)
Last Edmonton Win in Buffalo: November 13, 1988 (5-4 OT)
Last Edmonton Win in Edmonton: February 21, 1990 (7-3)

HARTFORD

Last Buffalo Win in Buffalo: February 23, 1990 (7-3)
Last Buffalo Win in Hartford: March 10, 1990 (5-0)
Last Hartford Win in Buffalo: February 18, 1990 (6-4)
Last Hartford Win in Hartford: October 18, 1989 (2-1)

LOS ANGELES

Last Buffalo Win in Buffalo: November 5, 1989 (5-3)
Last Buffalo Win in Los Angeles: January 16, 1990 (4-2)
Last Los Angeles Win in Buffalo: March 14, 1990 (6-5 OT)
Last Los Angeles Win in Los Angeles: February 4, 1989 (5-3)

MINNESOTA

Last Buffalo Win in Buffalo: March 29, 1990 (4-2)
Last Buffalo Win in Minnesota: March 9, 1988 (6-2)
Last Minnesota Win in Buffalo: November 13, 1987 (5-4)
Last Minnesota Win in Minnesota: October 25, 1989 (4-2)

MONTREAL

Last Buffalo Win in Buffalo: February 16, 1990 (5-3)
Last Buffalo Win in Montreal: November 2, 1989 (4-3)
Last Montreal Win in Buffalo: March 30, 1989 (4-2)
Last Montreal Win in Montreal: February 3, 1990 (1-0)

NEW JERSEY

Last Buffalo Win in Buffalo: December 1, 1989 (6-4)
Last Buffalo Win in New Jersey: October 25, 1988 (7-4)
Last New Jersey Win in Buffalo: March 25, 1990 (4-3)
Last New Jersey Win in New Jersey: January 2, 1990 (5-3)

T H E L A S T W I N

NEW YORK ISLANDERS

Last Buffalo Win in Buffalo: February 22, 1989 (7-5)
Last Buffalo Win in New York: April 1, 1989 (4-3)
Last Islanders' Win in Buffalo: February 4, 1990 (1-0)
Last Islanders' Win in New York: December 5, 1989 (3-0)

NEW YORK RANGERS

Last Buffalo Win in Buffalo: February 9, 1990 (3-2)
Last Buffalo Win in New York: March 8, 1989 (2-0)
Last Rangers' Win in Buffalo: February 24, 1987 (6-3)
Last Rangers' Win in New York: November 12, 1986 (2-1 OT)

PHILADELPHIA

Last Buffalo Win in Buffalo: December 17, 1989 (4-3)
Last Buffalo Win in Philadelphia: January 23, 1990 (3-2)
Last Philadelphia Win in Buffalo: December 31, 1988 (3-2)
Last Philadelphia Win in Philadelphia: December 7, 1989 (4-3 OT)

PITTSBURGH

Last Buffalo Win in Buffalo: January 28, 1990 (7-2)
Last Buffalo Win in Pittsburgh: March 31, 1990 (3-2 OT)
Last Pittsburgh Win in Buffalo: October 17, 1986 (7-3)
Last Pittsburgh Win in Pittsburgh: February 14, 1989 (7-3)

QUEBEC

Last Buffalo Win in Buffalo: April 1, 1990 (5-2)
Last Buffalo Win in Quebec: January 30, 1990 (5-2)
Last Quebec Win in Buffalo: March 5, 1989 (8-2)
Last Quebec Win in Quebec: March 25, 1989 (4-1)

ST. LOUIS

Last Buffalo Win in Buffalo: December 3, 1989 (4-3)
Last Buffalo Win in St. Louis: February 16, 1988 (3-0)
Last St. Louis Win in Buffalo: March 22, 1989 (2-1)
Last St. Louis Win in St. Louis: February 27, 1990 (4-1)

TORONTO

Last Buffalo Win in Buffalo: October 27, 1989 (6-5 OT)
Last Buffalo Win in Toronto: October 11, 1989 (7-1)
Last Toronto Win in Buffalo: March 16, 1990 (4-3)
Last Toronto Win in Toronto: October 19, 1988 (4-2)

VANCOUVER

Last Buffalo Win in Buffalo: November 10, 1989 (4-2)
Last Buffalo Win in Vancouver: January 13, 1990 (5-3)
Last Vancouver Win in Buffalo: December 6, 1987 (5-1)
Last Vancouver Win in Vancouver: February 10, 1989 (5-4)

WASHINGTON

Last Buffalo Win in Buffalo: December 10, 1989 (4-3)
Last Buffalo Win in Washington: January 24, 1987 (6-3)
Last Washington Win in Buffalo: January 19, 1990 (6-3)
Last Washington Win in Washington: December 30, 1988 (5-3)

WINNIPEG

Last Buffalo Win in Buffalo: March 18, 1990 (4-3 OT)
Last Buffalo Win in Winnipeg: February 20, 1990 (4-3 OT)
Last Winnipeg Win in Buffalo: January 2, 1987 (6-3)
Last Winnipeg Win in Winnipeg: December 14, 1988 (4-3)

SABRES' ALL-TIME INDIVIDUAL SCORING

REGULAR SEASON

PLAYER AND SEASONS	GP	G	A	PTS	PIM	UNIF. NO.
Ron Anderson (71-72)	111	14	16	30	63	16
Shawn Anderson (87-90)	113	6	26	32	66	37
Mikael Andersson (86-89)	99	4	33	37	18	14
Paul Andrea (71)	47	11	21	32	4	21
Dave Andreychuk (83-90)	551	242	308	550	413	25,29
Scott Arniel (87-90)	295	64	74	138	243	9
Steve Atkinson (71-74)	255	49	47	96	96	19
Terry Ball (71-72)	12	0	1	1	6	21,28
Tom Barraso (84-89)	266	0	17	17	184	30
Doug Barrie (71-72)	102	6	28	34	213	5
Doug Bodger (89-90)	132	19	76	95	116	8
Mike Boland (79)	22	1	2	3	29	15
Ken Breitenbach (76-77,79)	68	1	13	14	49	23,26
Gary Bromley (74-76)	63	0	4	4	4	24,28,29
Paul Brydges (87)	15	2	2	4	6	16
Ron Busniak (73-74)	66	0	3	3	13	21,24
Mike Byers (72)	46	9	7	16	12	12
Larry Carriere (73-75,78)	206	9	43	52	284	5,23
Jacques Cloutier (82-83,85-89)	144	0	7	7	29	1,29
Real Cloutier (84-85)	82	24	36	60	25	8
Bob Corkum (90)	8	2	0	2	4	42
Adam Creighton (84-89)	172	40	60	100	196	15,34,38
Roger Crozier (71-76)	202	0	3	3	24	1
Randy Cunneynorth (81-82)	21	2	4	6	47	7,19,23
Paul Cyr (83-88)	342	85	111	196	454	8,18
Joe Daley (71)	38	0	1	1	30	
Mal Davis (83-86)	89	29	22	51	34	25,29
Butch Deadmarsh (71-73)	56	2	2	4	39	8, 9,16,24
Dale DeGray (90)	6	0	0	0	6	28
Gerry Desjardins (75-78)	116	0	1	1	4	30
Mike Donnelly (88-90)	74	11	16	27	62	7,16,24
Dave Dryden (71-74)	120	0	2	2	4	28,30
Rick Dudley (73-75,79-81)	279	70	94	164	264	9,17
Dick Duff (71-72)	61	9	15	24	12	8,20
Richie Dunn (78-82,86-89)	327	27	105	132	235	3,21,26,29
Steve Dykstra (86-88)	128	5	23	28	378	4,42
Jeff Eatough (82)	1	0	0	0	0	19
Don Edwards (77-82)	307	0	11	11	32	1,29
Darren Eliot (89)	2	0	0	0	0	34
Brian Engblom (86)	30	1	4	5	16	28
Chris Evans (72)	61	6	18	24	98	24
Rocky Farr (73-75)	19	0	0	0	2	28,30
Dave Fenyves (83-87)	148	2	27	29	87	8,31
Mark Ferner (87-89)	15	0	3	3	11	28,29
Ron Fischer (82-83)	18	0	7	7	6	6,23,28
Reg Fleming (71)	78	6	10	16	159	9
Lee Fogolin (75-79,87)	338	8	70	78	432	5,33
Mike Foligno (82-90)	633	243	259	502	1408	17
Jody Gage (86,88)	9	3	2	5	0	12,33
Paul Gardner (86)	2	0	0	0	0	28
Danny Gare (75-82)	503	267	233	500	686	18
Clark Gillies (87-88)	86	15	19	34	132	39,90
Jere Gillis (83)	3	0	0	0	0	25
John Gould (72-74,80)	92	14	12	26	13	17,21,23,24
Phil Goyette (71-72)	97	18	67	85	20	10
Norm Gratton (73-75)	102	15	23	38	30	9,14
Francois Guay (90)	1	0	0	0	0	43
Jocelyn Guevremont (75-79)	326	38	130	168	189	3,22
Richard Hajdu (86-87)	5	0	0	0	4	8,28
Bill Hajt (74-87)	854	42	202	244	433	24

SABRES' ALL-TIME INDIVIDUAL SCORING

REGULAR SEASON

PLAYER AND SEASONS	GP	G	A	PTS	PIM	UNIF. NO.
Bob Halkidis (85-89)	89	2	14	16	315	18,19
Kevin Haller (90)	2	0	0	0	0	15
Gilles Hamel (82-86)	365	92	114	206	215	9,17,18
Al Hamilton (71-72)	145	6	58	64	176	6
Hugh Harris (73)	60	12	26	38	17	21
Paul Harrison (82)	6	0	0	0	2	30
Mike Hartman (87-90)	165	25	23	48	686	20
Alan Haworth (81-82)	106	37	38	75	64	14
Bob Hess (82)	33	0	8	8	14	23
Larry Hillman (72-73)	121	6	35	41	114	5
Jim Hlofford (86-87)	17	0	0	0	45	3,33
Benoit Hogue (88-90)	117	26	38	64	199	33
Tim Horton (73-74)	124	1	22	23	109	2
Ed Hospodar (88)	42	0	1	1	98	24
Phil Housley (83-90)	608	178	380	558	386	6
Pat Hughes (86)	50	4	9	13	25	26
Billy Inglis (71)	14	0	1	1	6	8
Randy Ireland (79)	2	0	0	0	0	30
Jim Jackson (88)	5	2	0	2	0	8
Val James (82)	7	0	0	0	16	26,29,30
Calle Johansson (88-89)	118	6	49	55	70	3
Timo Jutila (85)	10	1	5	6	13	4
Trent Kaese (89)	1	0	0	0	0	39
Larry Keenan (71-72)	66	9	20	29	8	21,26
Dean Kennedy (90)	80	2	12	14	53	26
Jerry Korab (74-80,84-85)	537	67	216	283	870	4,44
Jim Korn (87)	52	4	10	14	158	4,34
Joe Kowal (77-78)	22	0	5	5	13	27
Skip Krake (71)	74	4	5	9	68	12
Uwe Krupp (87-90)	245	11	46	57	314	4,40
Tom Kurvers (87)	55	6	17	23	24	28
Francois Lacombe (71)	1	0	1	1	2	19
Norm Lacombe (85-87)	84	12	18	30	46	32
Jean-Guy Lagace (71)	3	0	0	0	2	21
Yvon Lambert (82)	77	25	39	64	38	15
Chris Langevin (84,86)	22	3	1	4	22	15
Reed Larson (90)	1	0	0	0	0	55
Danny Lawson (72)	78	10	6	16	15	9
Real Lemieux (74)	11	1	1	2	4	16
Grant Ledyard (89-90)	80	3	18	21	45	3
Don Lever (86-87)	39	10	3	13	10	8,20
Darcy Loewen (90)	4	0	0	0	4	36
Bob Logan (87-88)	38	10	5	15	0	26
Jim Lorentz (72-78)	487	134	197	331	126	8
Don Luce (72-81)	766	216	310	526	304	14,20
Jan Ludvig (88-89)	26	1	8	9	104	36
Steve Ludzik (90)	11	0	1	1	6	14
Kevin Maguire (88-90)	167	18	25	43	518	19
Clint Malarchuk (89)	36	0	2	2	16	30
Dave Maloney (85)	52	1	21	22	41	26
Don Marshall (71)	62	20	29	49	6	22
Rick Martin (72-81)	681	382	313	695	475	7, 8, 9
Terry Martin (76-79)	148	20	22	42	50	25
Gary McAdam (76-79,83)	227	40	45	85	76	12,15,32
Rob McClanahan (80-81)	66	5	17	22	38	15
Dale McCourt (82-84)	119	41	56	97	22	7
Brian McDonald (71)	12	0	0	0	29	20
Paul McIntosh (75-76)	47	0	2	2	66	3
Ray McKay (72-73)	40	0	3	3	18	22,24
Tony McKegney (79-83)	363	127	141	268	117	8

SABRES' ALL-TIME INDIVIDUAL SCORING

REGULAR SEASON

PLAYER AND SEASONS	GP	G	A	PTS	PIM	UNIF. NO.
Sean McKenna (82-86)	237	56	53	109	120	12,19,23
Mike McMahon (71)	12	0	0	0	0	4
Peter McNab (74-76)	154	49	59	108	26	16,22,24
Bryan McSheffrey (75)	3	0	0	0	0	15
Don McSween (88-90)	9	0	1	1	12	32,39
Gerry Meehan (71-75)	306	94	114	208	60	15
Scott Metcalfe (88-90)	17	1	2	3	18	12,32,34
Larry Mickey (72-75)	117	20	14	34	65	12,21
Brad Miller (89-90)	8	0	0	0	6	42,44
Alexander Mogilny (90)	65	15	28	43	16	89
Mike Moller (81-85)	127	13	27	40	41	9,14,29
Mitch Molloy (90)	2	0	0	0	10	40
Bob Mongrain (80-82,84-85)	70	11	11	22	12	8,25,32
Hap Myers (71)	13	0	0	0	6	25
Phil Myre (83)	5	0	0	0	2	33
Mark Napier (87-89)	128	26	30	56	41	65
Joe Noris (74)	18	0	0	0	2	23
Gates Orlando (85-87)	98	18	26	44	51	23
Kevin O'Shea (71-72)	93	10	13	23	52	18
Will Paiment (87)	56	20	17	37	108	27
Jeff Parker (87-89)	137	16	19	35	161	28,29
Steve Patrick (81-85)	152	21	34	55	125	26
Gil Perreault (71-87)	1191	512	814	1326	500	11
Brian Perry (71)	1	0	0	0	0	19,25
Brent Peterson (82-85)	265	43	63	106	180	20
Larry Playfair (79-86,89-90)	577	24	76	100	1390	27,40
Tracy Pratt (71-74)	210	2	39	41	399	3, 4
Ken Priestley (87-90)	117	25	25	50	59	12,56
Daren Puppa (86-90)	120	0	9	9	22	31,35
Craig Ramsay (72-85)	1070	252	420	672	201	10,25
Mike Ramsey (80-90)	741	62	220	282	791	5,23
Wayne Ramsey (78)	2	0	0	0	0	32
Robert Ray (90)	27	2	1	3	99	32
Joe Reekie (86-89)	104	3	15	18	190	27,31,55
Mark Renaud (84)	10	1	3	4	6	4
Jacques Richard (76-77,79)	155	24	38	62	73	9
Bob Richer (73)	3	0	0	0	0	17
Rene Robert (72-79)	524	222	330	552	401	7,14,23
Geordie Robertson (83)	5	1	2	3	7	15
Mike Robitaille (72-75)	170	8	46	54	122	3
Doug Rombough (73-74)	51	8	9	17	27	22
Lindy Ruff (80-89)	608	102	183	285	1126	22
Phil Russell (86-87)	18	2	5	7	24	26
Christian Ruutu (87-90)	296	81	175	256	311	21
Bob Sauve (76-85)	246	0	8	8	20	28
Jean-Francois Sauve (81-83)	98	24	49	73	67	9,21
Andre Savard (77-83)	467	130	175	305	221	12
Cliff Schmautz (71)	26	5	7	12	10	7
Ron Schock (78)	40	4	4	8	0	21
Jim Schoenfeld (73-82,85)	584	45	183	228	1025	6,13
Dave Schultz (79-80)	41	3	3	6	114	21
Ric Seiling (78-86)	664	176	200	376	524	16
Eddie Shack (71-72)	106	36	31	67	127	23
Darrin Shannon (89-90)	20	2	7	9	4	16,26
Ray Sheppard (88-90)	159	64	50	114	29	23
Al Smith (76-77)	21	0	0	0	0	31
Derek Smith (77-82)	244	65	98	163	38	16,17,19,26
Doug Smith (86-88)	162	35	54	89	296	15
Floyd Smith (71-72)	83	6	12	18	48	17
Steve Smith (89)	3	0	0	0	0	24

SABRES' ALL-TIME INDIVIDUAL SCORING

REGULAR SEASON

PLAYER AND SEASONS	GP	G	A	PTS	PIM	UNIF. NO.
Dave Snuggerd (90)	80	14	16	30	41	18
Brian Spencer (74-77)	240	42	72	114	206	21
Bill Stewart (78-79)	81	3	17	20	116	3
Fred Stanfield (75-78)	248	42	73	115	16	17,19
Kai Suikkanen (82-83)	2	0	0	0	0	20,23
Jean-Guy Talbot (71)	57	0	7	7	36	24
Paul Terbenche (71-74)	118	2	19	21	20	3,18,23
Alex Tidey (77-78)	3	0	0	0	0	19,26
Morris Titanic (75-76)	19	0	0	0	0	19
Doug Trapp (87)	2	0	0	0	0	19
John Tucker (84-90)	327	115	151	266	138	7
Pierre Turgeon (88-90)	236	88	148	236	89	77
Rick Vaive (89-90)	98	48	32	80	138	12,22
John Van Boxmeer (80-83)	294	49	166	215	239	4, 5
Claude Verret (84-85)	14	2	5	7	2	21
Hannu Virta (82-86)	245	25	101	126	66	3,23
Darcy Wakaluk (89)	6	0	0	0	0	35
Jim Walsh (82)	4	0	1	1	4	28
Jim Watson (71-72)	144	4	15	19	248	2
Jay Wells (90)	1	0	1	1	0	24
Jim Wiemer (84-85)	74	8	17	25	52	19
Randy Wyzrob (71-74)	100	8	10	18	10	14,16,24,26
Rod Zaine (72)	24	2	1	3	4	14,22

Any player who took part in at least one Sabres' regular season game in his career is listed. The 1970-71 season is labeled 71, the 1971-72 season is labeled, 72, etc. Five players dressed but never played a game for Buffalo: Tim Regan (74), Jim Weaver (79), Jari Paavola (82), Mike Craig (85) and Kenton Rein (88). Michel Deziel and Donald Audette are the only Sabres to have played in a playoff game without participating in a regular season game.

ALL-TIME GOALTENDERS' STATISTICS

GOALIE	GP	MINS	GA	SO	AVG.	W	L	T
Gerry Desjardins	116	6802	319	5	2.81	66	30	18
Don Edwards	307	17969	869	14	2.90	156	83	61
Dave Dryden	120	6440	328	5	3.06	43	45	20
Clint Malarchuk	36	1922	102	1	3.18	17	12	3
Bob Sauve	246	14063	752	7	3.20	113	76	39
Gary Bromley	63	2334	184	4	3.20	29	17	14
Roger Crozier	202	10980	591	10	3.23	74	76	29
Daren Puppa	120	6609	358	3	3.25	59	38	14
Tom Barrasso	266	15463	843	13	3.28	124	102	28
Al Smith	21	1105	62	0	3.37	9	6	2
Rocky Farr	19	722	42	0	3.49	2	6	8
Paul Harrison	6	229	14	0	3.67	2	1	1
Joe Daley	38	2073	128	1	3.70	12	16	8
Jacques Cloutier	144	7452	459	1	3.70	50	58	15
Phil Myre	5	300	21	0	4.20	3	2	0
Darcy Wakaluk	6	214	15	0	4.21	1	3	0
Randy Ireland	2	30	3	0	6.00	0	0	0
Darren Eliot	2	67	7	0	6.27	0	0	0

YEARLY LEADERS

YEAR

1970-71
1971-72
1972-73
1973-74
1974-75
1975-76
1976-77
1977-78
1978-79
1979-80
1980-81
1981-82
1982-83
1983-84
1984-85
1985-86
1986-87
1987-88
1988-89
1989-90

GOALS

Perreault (38)
Martin (44)
Robert (40)
Martin (52)
Martin (52)
Gare (50)
Perreault (39)
Perreault (41)
Martin (32)
Gare (56)
Gare (46)
Perreault (31)
McKegney (36)
Andreychuk (38)
Andreychuk (31)
Foligno (41)
Foligno (30)
Sheppard (38)
Turgeon (34)
Andreychuk & Turgeon (40)

ASSISTS

Goyette (46)
Perreault (48)
Perreault (60)
Robert (44)
Robert (60)
Perreault (69)
Perreault (56)
Perreault & Robert (48)
Perreault (58)
Perreault (66)
Van Boxmeer (51)
Van Boxmeer (54)
Housley (47)
Perreault (59)
Perreault (53)
Andreychuk (51)
Andreychuk (48)
Andreychuk (45)
Turgeon (54)
Turgeon (66)

POINTS

Perreault (72)
Martin & Perreault (74)
Perreault (88)
Martin (86)
Robert (100)
Perreault (113)
Perreault (95)
Perreault (89)
Perreault (85)
Perreault (106)
Gare (85)
Perreault (73)
Perreault (76)
Perreault (90)
Perreault (83)
Andreychuk (87)
Andreychuk (73)
Andreychuk (78)
Turgeon (88)
Turgeon (106)

YEAR

1970-71
1971-72
1972-73
1973-74
1974-75
1975-76
1976-77
1977-78
1978-79
1979-80
1980-81
1981-82
1982-83
1983-84
1984-85
1985-86
1986-87
1987-88
1988-89
1989-90

PENALTY MINUTES

Pratt (179)
Hamilton (105)
Schoenfeld (178)
Carriere (103)
Korab & Schoenfeld (184)
Gare (129)
Korab (120)
Korab (119)
Korab (104)
Playfair (145)
Playfair (169)
Playfair (258)
Playfair (180)
Playfair (209)
Playfair (157)
Foligno (168)
Dykstra (179)
Foligno (220)
Hartman (316)
Hartman (211)

PLUS-MINUS

Atkinson (+1)
Ramsay (+5)
Robert (+16)
Ramsay (+17)
Luce (+61)
Guevremont (+47)
Hajt (+39)
Hajt (+36)
Ramsay (+21)
Schoenfeld (+60)
Ramsay (+39)
Van Boxmeer (+23)
Ramsey (+19)
Foligno (+32)
Hajt (+32)
Foligno (+25)
Foligno (+13)
Johansson (+12)
Ruuttu (+13)
Ramsey (+21)

GOALS-AGAINST AVE.

Crozier (3.69)
Crozier (3.51)
Dryden (2.65)
Dryden (2.97)
Bromley (3.10)
Desjardins (2.95)
Edwards (2.51)
Edwards (2.64)
Edwards (3.02)
Sauve (2.36)
Edwards (2.96)
Edwards (3.51)
Sauve (3.45)
Barrasso (2.84)
Barrasso (2.66)
Barrasso (3.61)
Barrasso (3.65)
Barrasso (3.31)
Puppa (3.36)
Puppa (2.89)

SABRES' DRAFT SELECTIONS - 1970-1990

1970

Perreault, Gil
Deadmarsh, Butch
Cuddie, Steve
Wyrozub, Randy
Morton, Mike
Keeler, Tim
Regan, Tim
Rombough, Doug
Nadeau, Luc

RD.
1
2
3
4
5
6
7
8
9

NO.
1
15
29
43
57
71
84
97
107

POS.
C
LW
D
C
F
D
D
C
C

AMATEUR TEAM

Montreal Jr. Canadiens
Brandon Wheat Kings
Toronto Marlboros
Edmonton Oil Kings
Shawinigan Bruins
Niagara Falls Flyers
Boston University
St. Catharines Black Hawks
Drummondville Rangers

SABRES' DRAFT SELECTIONS - 1970-1990

1971

Martin, Richard
Ramsay, Craig
Hajt, Bill
Richer, Robert
Warr, Steve
Duguay, Pierre

RD.
1
2
3
4
5
6

NO.
5
19
33
47
61
75

POS.
LW
LW
D
C
D
C

AMATEUR TEAM

Montreal Jr. Canadiens
Peterborough TPT's
Saskatoon Blades
Three Rivers Dukes
Clarkson University
Quebec Remparts

1972

Schoenfeld, Jim
Carriere, Larry
McMasters, Jim
Campeau, Richard
Gratton, Gilles
McNab, Peter

RD.
1
2
3
4
5
6

NO.
5
25
37
53
69
85

POS.
D
D
D
D
G
RW

AMATEUR TEAM

Niagara Falls Flyers
Loyola Univ. (Montreal)
Calgary Centennials
Sorel Black Hawks
Oshawa Generals
University of Denver

1973

Titanic, Morris
Landry, Jean
Deschamps, Andre
Dupuis, Yvon
Smulders, Bob
Turgeon (88)
O'Connell, Tim

RD.
1
2
3
4
5
6
7
8

NO.
12
28
44
60
76
92
108
124

POS.
LW
D
D
LW
LW
RW
RW
D
RW

AMATEUR TEAM

Sudbury Wolves
Quebec Remparts
Quebec Remparts
Quebec Remparts
Peterborough TPT's
Peterborough TPT's
University of Denver
University of Vermont

1974

Fogolin, Lee
Gare, Danny
Deziel, Michel
McIntosh, Paul
Lariviere, Gary
Given, David
Noreau, Bernard
Constantin, Charles
Jodzio, Rick
Smith, Derek
Tsujiimoto, Taro
Geoffrion, Bob

RD.
1
2
3
4
5
6
7
8
9
10
11
12

NO.
11
29
47
65
83
101
119
136
153
168
183
196

POS.
LW
RW
LW
D
D
RW
LW
LW
C
C
LW

AMATEUR TEAM

Oshawa Generals
Calgary Centennials
Sorel Black Hawks
Peterborough TPT's
St. Catharines Black Hawks
Brown University
Laval National
Quebec Remparts
Hamilton Red Wings
Ottawa 67's
Tokyo Katanas
Cornwall Royals

1975

Sauve, Bob
Breitenbach, Ken
Martin, Terry
McAdam, Gary
Noeld, Greg
Edwards, Don
Minor, Jim
Rowe, Grant
Tidey, Alex
Whitby, Andy
Moher, Len

RD.
1
2
3
3
4
5
6
7
8
9
10

NO.
17
35
44
53
71
89
107
125
143
159
174

POS.
G
D
LW
RW
D
G
LW
D
RW
RW
G

AMATEUR TEAM

Laval National
St. Catharines Black Hawks
London Knights
St. Catharines Black Hawks
Calgary Centennials
Kitchener Rangers
Regina Pats
Ottawa 67's
Lethbridge Broncos
Oshawa Generals
University of Notre Dame

1976

Kowal, Joe
Maze, Henry
Roscoe, Ron
Lemieux, Don

RD.
2
4
5
6

NO.
33
69
87
105

POS.
LW
LW
D
D

AMATEUR TEAM

Hamilton Fincups
Edmonton Oil Kings
Hamilton Fincups
Three Rivers Draveurs

1977

Seiling, Ric
Areschenko, Ron
Stewart, Bill
Sirois, Richard
Ramsey, Wayne

RD.
1
2
4
5
6

NO.
14
32
68
86
104

POS.
RW
C
D
G
D

AMATEUR TEAM

St. Catharines Fincups
Medicine Hat Tigers
Niagara Falls Flyers
Laval National
Brandon Wheat Kings

SABRES' DRAFT SELECTIONS - 1970-1990

1978	RD.	NO.	POS.	AMATEUR TEAM
Playfair, Larry	1	13	D	Portland Winter Hawks
McKegney, Tony	2	32	LW	Kingston Canadiens
McClanahan, Rob	3	49	LW	University of Minnesota
Gazdic, Mike	4	66	D	Sudbury Wolves
Ireland, Randy	5	82	G	Portland Winter Hawks
McGregor, Cam	6	99	LW	Cornwall Royals
Eastman, Dan	7	116	C	London Knights
Stroebel, Eric	8	133	C	University of Minnesota
O'Sullivan, Eugene	9	150	C	Calgary Wranglers
1979	RD.	NO.	POS.	AMATEUR TEAM
Ramsey, Mike	1	11	D	University of Minnesota
Ruff, Lindy	2	32	D	Lethbridge Broncos
Robinson, Mark	3	53	D	Victoria Cougars
Cloutier, Jacques	3	55	G	Three Rivers Draveurs
Hamel, Gilles	4	74	LW	Laval National
Haworth, Alan	5	95	C	Sherbrooke Beavers
Knickle, Rick	6	116	G	Brandon Wheat Kings
1980	RD.	NO.	POS.	AMATEUR TEAM
Patrick, Steve	1	20	RW	Brandon Wheat Kings
Moller, Mike	2	41	RW	Lethbridge Broncos
McKenna, Sean	3	56	RW	Sherbrooke Beavers
North, Jay	3	62	C	Jefferson H.S.
Wiemer, Jim	4	83	D	Peterborough Petes
Rueter, Dirk	5	104	D	Sault St. Marie Greyhounds
Naud, Daniel	6	125	D	Sorel Black Hawks
Paavola, Jari	7	146	G	T.P.S. (Finland)
Cunneyworth, Randy	8	167	C	Ottawa 67's
Beckon, Dave	9	188	C	Peterborough Petes
Bader, John	10	209	LW	Irondale H.S.
1981	RD.	NO.	POS.	AMATEUR TEAM
Dudacek, Jiri	1	17	RW	Czechoslovakia
Virta, Hannu	2	38	D	T.P.S. (Finland)
Aldred, Jim	3	59	LW	Kingston Canadiens
Chisholm, Colin	3	60	D	Calgary Wranglers
Eatough, Jeff	4	80	RW	Cornwall Royals
Wikberg, Anders	4	83	LW	Timra (Sweden)
Eivola, Mauri	5	101	C	T.P.S. (Finland)
Butorac, Ali	6	122	D	Ottawa 67's
Leime, Heikki	7	143	D	T.P.S. (Finland)
Orlando, Gates	8	164	C	Providence College
Sebek, Venci	9	185	D	Niagara Falls Flyers
Harper, Warren	10	206	RW	Prince Albert
1982	RD.	NO.	POS.	AMATEUR TEAM
Housley, Phil	1	6	D	South St. Paul H.S.
Cyr, Paul	1	9	LW	Victoria Cougars
Andreychuk, Dave	1	16	C	Oshawa Generals
Anderson, Mike	2	26	C	North St. Paul H.S.
Johansson, Jens	2	30	D	Pitea (Sweden)
Jutila, Timo	4	68	D	Tappara (Finland)
Hamilton, Jeff	4	79	C	Providence College
Logan, Bob	5	100	RW	West Island
Parker, Jeff	6	111	C	Mariner H.S.
Gustavsson, Jacob	6	121	G	Almtuna (Sweden)
Bishop, Alan	7	142	D	Niagara Falls Flyers
Verret, Claude	8	163	C	Three Rivers Draveurs
Norman, Rob	9	184	RW	Cornwall Royals
Craig, Mike	10	205	G	Billings Bighorns
Plankers, Jim	11	226	D	Cloquet H.S.

SABRES' DRAFT SELECTIONS - 1970-1990

1983	RD.	NO.	POS.	AMATEUR TEAM
Barrasso, Tom	1	5	G	Acton-Boxboro H.S.
Lacombe, Normand	1	10	RW	Univ. of New Hampshire
Creighton, Adam	1	11	C	Ottawa 67's
Tucker, John	2	31	C	Kitchener Rangers
Hajdu, Richard	2	34	LW	Kamloops Jr. Oilers
Puppa, Daren	4	74	G	Kirkland Lake Intermediates
Meyer, Jayson	5	94	D	Regina Pats
Hofford, James	6	114	D	Windsor Spitfires
Ruutu, Christian	7	134	C	IFK, Helsinki (Finland)
McSween, Don	8	154	D	Redford (Mich.) Royals
Hoover, Tim	9	174	D	Sault St. Marie Greyhounds
Ferner, Mark	10	194	D	Kamloops Blazers
Krupp, Uwe	11	214	D	Kolner (West Germany)
Hamelin, Marc	12	234	G	Shawinigan Cataracts
Salfi, Kermit	12	235	LW	Northwood Prep H.S.
1984	RD.	NO.	POS.	AMATEUR TEAM
Andersson, Mikael	1	18	LW	Vastra Frolunda (Sweden)
Trapp, Doug	2	39	LW	Regina Pats
Sheppard, Ray	3	60	RW	Cornwall Royals
Halkidis, Bob	4	81	D	London Knights
Rampton, Joey	5	102	LW	Sault Ste. Marie Greyhounds
Gasseau, James	6	123	D	Drummondville
Wakaluk, Darcy	7	144	G	Kelowna Wings
Stambert, Orwar	8	165	D	Djurgardens (Sweden)
McKinnon, Brian	10	207	C	Ottawa 67's
Delcourt, Grant	11	228	RW	Kelowna Wings
Baker, Sean	12	249	LW	Seattle Breakers
1985	RD.	NO.	POS.	AMATEUR TEAM
Johansson, Calle	1	14	D	Vastra Frolunda (Sweden)
Hogue, Benoit	2	35	C	St. Jean Beavers
Gretzky, Keith	3	56	C	Windsor Compuware Spitfires
Moylan, Dave	4	77	D	Sudbury Wolves
Priestlay, Ken	5	98	C	Victoria Cougars
Reekie, Joe	6	119	D	Cornwall Royals
Matikainen, Petri	7	140	D	Sapko (Finland)
Kaese, Trent	8	161	RW	Lethbridge Broncos
Sejba, Jiri	9	182	LW	Dukla Jihlava (Czech.)
Sutton, Boyd	10	203	C	Stratford Jr. B
Larose, Guy	11	224	C	Guelph Platers
Baumgartner, Ken	12	245	D	Prince Albert Raiders
1986	RD.	NO.	POS.	AMATEUR TEAM
Anderson, Shawn	1	5	D	Team Canada
Brown, Greg	2	26	D	St. Marks H.S.
Corkum, Bob	3	47	RW	University of Maine
Kerr, Kevin	3	56	RW	Windsor Compuware Spitfires
Baseggio, David	4	68	D	Yale University
Rooney, Larry	5	89	D	Thayer
Baldris, Miguel	6	110	D	Shawinigan Cataracts
Hartman, Mike	7	131	RW	North Bay Centennials
Guay, Francois	8	152	LW	Laval Titans
Whitham, Shawn	9	173	D	Providence College
Rein, Kenton	10	194	G	Prince Albert Raiders
Arndt, Troy	11	215	D	Portland Winter Hawks
Capello, Jeff	S1	5	LW	University of Vermont
Cullen, John	S2	10	C	Boston University

SABRES' DRAFT SELECTIONS - 1970-1990

RD.	NO.	POS.	AMATEUR TEAM
1987			
	1	C	Granby Bisons
	2	D	Regina Pats
	3	LW	Peterborough Petes
	4	G	New Hampton H.S.
	5	RW	Belmont Hill H.S.
	6	LW	Boston College H.S.
	7	D	New Hampton H.S.
	8	D	Groton
	8	C	Deerfield Academy
	9	LW	Saskatoon Blades
	10	D	Swift Current Broncos
	11	G	Boston College
	12	LW	Guelph Platers
	S1	LW	University of Minnesota
	S2	RW	Lake Superior St.
1988			
	1	RW	Victoria Cougars
	3	LW	Spokane Chiefs
	4	RW	Mt. St. Charles H.S.
	5	LW	ZSKA Moscow
	5	LW	Cornwall Royals
	6	D	Lake Superior St.
	6	LW	Choate
	7	RW	Ottawa 67's
	8	D	Madison Memorial H.S.
	9	G	Victoria Cougars
	11	RW	Choate
	12	C	Miami (Ohio) University
	S3	D	Ferris State University
1989			
	1	D	Regina Pats
	3	RW	Nichols H.S.
	4	C	University of Wisconsin
	5	D	Saskatoon Blades
	6	G	Northern Michigan University
	6	RW	University of Maine
	8	C	Cloquet (Minn.) H.S.
	9	RW	Laval Titans
	10	D	Lake Superior St.
	10	C	Toronto Marlboros
	11	G	Thunder Bay
	12	RW	Cushing Academy
	S3	LW	University of Vermont
1990			
	1	LW	Niagara Falls Thunder
	4	C	Pingree H.S. (Mass.)
	5	D	Vitkovice (Czech.)
	5	G	Peterborough Petes
	5	D	Univ. of North Dakota
	7	RW	Krylja Sovetov
	8	D	Zetor Brno (Czech.)
	9	LW	Niagara Falls Thunder
	10	RW	Laval Titans
	11	LW	Belmont Hill H.S. (Mass.)
	12	C	Lethbridge Hurricanes
	S3	C	Univ. of North Dakota

S in round number refers to the supplemental draft.

ALL-TIME UNIFORM NUMBERS

1	Jacques Cloutier, Don Edwards, Roger Crozier.	24	Jay Wells, Mike Donnelly, Steve Smith, Ed Hospodar, Bill Haji, Gary Bromley, Peter McNab, Randy Wroozub, John Gould, Ron Buzniuk, Chris Evans, Ray McKay, Jean-Guy Talbot, Butch Deadmarsh.
2	Tim Horton, Jim Watson.	25	Dave Andreychuk, Mal Davis, Jere Gillis, Bob Mongrain, Terry Martin, Craig Ramsay, Hap Myers, Brian Perry.
3	Grant Ledyard, Calle Johansson, Jim Hofford, Richie Dunn, Hannu Virta, Bill Stewart, Paul McIntosh, Jocelyn Guevremont, Mike Robitaille, Paul Terbenche, Tracy Pratt.	26	Dean Kennedy, Darrin Shannon, Richie Dunn, Bob Logan, Phil Russell, Pat Hughes, Dave Maloney, Steve Patrick, Val James, Ken Breitenbach, Alex Tidey, Derek Smith, Randy Wroozub, Larry Keenan.
4	Uwe Krupp, Steve Dykstra, Jim Korn, Jerry Korab, Timo Jutila, Mark Renaud, John Van Boxmeer, Tracy Pratt, Mike McMahon.	27	Larry Playfair, Joe Reekie, Wilf Paiement, Joe Kowal, Tim Regan.
5	Mike Ramsey, John Van Boxmeer, Lee Fogolin, Larry Carriere, Larry Hillman, Doug Barrie.	28	Dale DeGray, Mark Ferner, Jeff Parker, Tom Kurvers, Brian Engblom, Richard Hajdu, Paul Gardner, Bob Sauve, Ron Fischer, Jim Walsh, Gary Bromley, Rocky Farr, Dave Dryden, Terry Ball.
6	Phil Housley, Ron Fischer, Jim Schoenfeld, Al Hamilton.	29	Jeff Parker, Richie Dunn, Mark Ferner, Jeff Parker, Mal Davis, Dave Andreychuk, Jacques Cloutier, Val James, Mike Moller, Don Edwards, Gary Bromley.
7	Mike Donnelly, John Tucker, Dale McCourt, Randy Cunneynworth, Rick Martin, Rene Robert, Cliff Schmutz.	30	Clint Malarchuk, Tom Barrasso, Paul Harrison, Jari Paavola, Val James, Randy Ireland, Gerry Desjardins, Rocky Farr, Dave Dryden, Joe Daley.
8	Doug Bodger, Jim Jackson, Paul Cyr, Richard Hajdu, Don Lever, Dave Fenyyes, Bob Mongrain, Real Cloutier, Tony McKeowny, Jim Lorentz, Rick Martin, Dick Duff, Butch Deadmarsh, Bill Inglis.	31	Daren Puppa, Joe Reekie, Dave Fenyyes, Jim Weaver, Al Smith.
9	Scott Arniel, Gilles Hamel, Mike Moller, J.F. Sauve, Rick Dudley, Jacques Richard, Norm Gratton, Rick Martin, Butch Deadmarsh, Danny Lawson, Reggie Fleming.	32	Robert Ray, Scott Metcalfe, Don McSween, Norm Lacombe, Bob Mongrain, Gary McAdam, Wayne Ramsey.
10	Craig Ramsay, Phil Goyette.	33	Benoit Hogue, Jody Gage, Lee Fogolin, Jim Hofford, Phil Myre.
11	Gil Perreault.	34	Darren Eliot, Scott Metcalfe, Kenton Rein, Jim Korn, Adam Creighton.
12	Scott Metcalfe, Rick Vaive, Ken Priestlay, Jody Gage, Sean McKenna, Andre Savard, Gary McAdam, Larry Mickey, Mike Byers, Skip Krake.	35	Darcy Wakaluk, Daren Puppa, Mike Craig.
13	Jim Schoenfeld.	36	Darcy Loewen, Jan Ludvig.
14	Steve Ludzik, Mikael Andersson, Mike Moller, Alan Haworth, Rene Robert, Norm Gratton, Don Luce, Rod Zaine, Randy Wroozub.	37	Shawn Anderson.
15	Kevin Haller, Doug Smith, Chris Langevin, Adam Creighton, Geordie Robertson, Yvon Lambert, Rob McClanahan, Mike Boland, Gary McAdam, Michel Deziel, Bryan McSheffrey, Gerry Meehan.	38	Adam Creighton.
16	Darrin Shannon, Mike Donnelly, Paul Brydges, Ric Seiling, Derek Smith, Peter McNab, Real Lemieux, Randy Wroozub, Ron Anderson, Butch Deadmarsh.	39	Don McSween, Trent Kaese, Clark Gillies.
17	Mike Foligno, Gilles Hamel, John Gould, Rick Dudley, Derek Smith, Fred Stanfield, Bob Richer, Floyd Smith.	40	Mitch Molloy, Larry Playfair, Uwe Krupp.
18	Dave Snuggenud, Bob Halkidis, Paul Cyr, Gilles Hamel, Danny Gare, Paul Terbenche, Kevin O'Shea.	42	Bob Corkum, Brad Miller, Steve Dykstra.
19	Bob Corkum, Kevin Maguire, Doug Trapp, Bob Halkidis, Jim Wiemer, Sean McKenna, Jeff Eatough, Randy Cunneynworth, Derek Smith, Alex Tidey, Morris Titanic, Fred Stanfield, Steve Atkinson, Francois Lacombe, Brian Perry.	43	Francois Guay.
20	Mike Hartman, Don Lever, Brent Peterson, Kai Suikkanen, Don Luce, Dick Duff, Brian McDonald.	44	Brad Miller, Jerry Korab.
21	Christian Ruutu, Richie Dunn, Claude Verret, J.F. Sauve, Dave Schultz, Ron Schock, Brian Spencer, Ron Buzniuk, John Gould, Hugh Harris, Terry Ball, Larry Mickey, Larry Keenan, Paul Andrea, Jean-Guy Lagace.	45	Donald Audette.
22	Rick Vaive, Lindy Ruff, Jocelyn Guevremont, Peter McNab, Doug Rombough, Ray McKay, Rod Zaine, Don Marshall.	55	Reed Larson, Joe Reekie.
23	Ray Sheppard, Gates Orlando, Kai Suikkanen, Ron Fischer, Hannu Virta, Sean McKenna, Bob Hess, Randy Cunneynworth, Mike Ramsey, Ken Breitenbach, Larry Carriere, Joe Norris, Eddie Shack, John Gould, Rene Robert, Paul Terbenche.	56	Ken Priestlay.
		65	Mark Napier.
		77	Pierre Turgeon.
		89	Alexander Mogilny.
		90	Clark Gillies.

AWARDS WON BY SABRES

1989-90

OFFICIAL NHL SECOND TEAM ALL-STAR GOALTENDER:
Daren Puppa

SELECTED TO THE NHL'S WALES CONFERENCE FOR ALL-STAR GAME: Pierre Turgeon (two goals), Dave Andreychuk (one goal), Daren Puppa (31 MIN, 4 GA) and Phil Housley (one assist).

1988-89

SELECTED TO NHL'S WALES CONFERENCE FOR ALL-STAR GAME:
Phil Housley

1987-88

SELECTED TO NHL'S WALES CONFERENCE TEAM FOR ALL-STAR GAME: Christian Ruutu

SELECTED AS THE NHL'S PLAYER OF THE MONTH:
Tom Barrasso (January, 1988)

SELECTED AS THE NHL'S ROOKIE OF THE MONTH:
Ray Sheppard (February, 1988)

1986-87

SELECTED TO NHL'S ALL-STAR TEAM FOR RENDEZ-VOUS '87:
Mike Ramsey

1985-86

SELECTED TO NHL'S WALES CONFERENCE TEAM IN ALL-STAR GAME: Mike Ramsey

1984-85

SELKE AWARD: Craig Ramsay

JENNINGS TROPHY: Tom Barrasso and Bob Sauve

OFFICIAL NHL SECOND TEAM ALL-STAR GOALTENDER:
Tom Barrasso

SELECTED TO NHL'S WALES CONFERENCE TEAM FOR ALL-STAR GAME: Tom Barrasso (30 MIN, 2 GA), Bill Hajt (did not play due to injury), Mike Ramsey

1983-84

VEZINA TROPHY: Tom Barrasso

CALDER TROPHY: Tom Barrasso

OFFICIAL NHL FIRST TEAM ALL-STAR GOALTENDER:
Tom Barrasso

OFFICIAL NHL ALL-ROOKIE TEAM GOALTENDER: Tom Barrasso

SELECTED TO NHL'S WALES CONFERENCE TEAM FOR ALL-STAR GAME: Gil Perreault, Phil Housley (one assist)

1982-83

OFFICIAL NHL ALL-ROOKIE TEAM DEFENSEMAN: Phil Housley

SELECTED TO NHL'S WALES CONFERENCE TEAM FOR ALL-STAR GAME: Mike Ramsey

1981-82

SELECTED TO NHL'S WALES CONFERENCE TEAM FOR ALL-STAR GAME: John Van Boxmeer (did not play due to injury), Mike Ramsey

1980-81

SELECTED TO NHL'S WALES CONFERENCE TEAM FOR ALL-STAR GAME: Danny Gare, Bill Hajt (did not play due to injury)
COACH OF THE NHL'S WALES CONFERENCE TEAM FOR ALL-STAR GAME: Scott Bowman

1979-80

VEZINA TROPHY: Don Edwards and Bob Sauve

OFFICIAL NHL SECOND TEAM ALL-STAR GOALTENDER:
Don Edwards

OFFICIAL NHL ALL-STAR SECOND TEAM DEFENSEMAN:
Jim Schoenfeld

OFFICIAL NHL ALL-STAR SECOND TEAM RIGHT WINGER:
Danny Gare

SELECTED TO NHL'S WALES CONFERENCE TEAM FOR ALL-STAR GAME: Gil Perreault (one assist), Danny Gare, Jim Schoenfeld, Don Edwards

1978-79

SELECTED TO NHL CHALLENGE CUP ALL-STAR TEAM:
Gil Perreault (one goal, one assist), Jim Schoenfeld

1977-78

OFFICIAL NHL SECOND TEAM ALL-STAR GOALTENDER:
Don Edwards

SELECTED TO NHL'S WALES CONFERENCE TEAM FOR ALL-STAR GAME: Gil Perreault (one goal), Rick Martin (game-winning goal in overtime)

1976-77

OFFICIAL NHL ALL-STAR SECOND TEAM LEFT WINGER:
Rick Martin

OFFICIAL NHL SECOND TEAM ALL-STAR CENTER: Gil Perreault

CHARLIE CONACHER MEMORIAL TROPHY: Jim Lorentz

SELECTED TO NHL'S WALES CONFERENCE TEAM FOR ALL-STAR GAME: Gerry Desjardins (29 MIN, 2 GA), Gil Perreault (one assist), Rick Martin (two goals), Jim Schoenfeld

MOST VALUABLE PLAYER IN ALL-STAR GAME: Rick Martin.

1975-76

OFFICIAL NHL ALL-STAR SECOND TEAM LEFT WINGER:
Rick Martin

OFFICIAL NHL SECOND TEAM ALL-STAR CENTER: Gil Perreault

SELECTED TO NHL'S WALES CONFERENCE TEAM FOR ALL-STAR GAME: Rick Martin (one goal, two assists), Jerry Korab, Craig Ramsay

COACH OF THE NHL'S WALES CONFERENCE TEAM FOR ALL-STAR GAME: Floyd Smith

1974-75

OFFICIAL NHL ALL-STAR FIRST TEAM LEFT WINGER: Rick Martin

OFFICIAL NHL ALL-STAR FIRST TEAM RIGHT WINGER:
Rene Robert

BILL MASTERTON TROPHY: Don Luce

SELECTED TO NHL'S WALES CONFERENCE TEAM FOR ALL-STAR GAME: Rick Martin (one assist), Rene Robert, Gil Perreault, Jerry Korab, Don Luce (one goal)

1973-74

OFFICIAL NHL ALL-STAR FIRST TEAM LEFT WINGER: Rick Martin

SELECTED TO NHL'S EAST DIVISION TEAM FOR ALL-STAR GAME: Rick Martin, Dave Dryden (30 MIN, 5 GA), Gil Perreault

1972-73

LADY BYNG TROPHY: Gil Perreault

SELECTED TO NHL'S EAST DIVISION TEAM FOR ALL-STAR GAME: Rick Martin, Rene Robert (one goal)

1971-72

SELECTED TO NHL'S EAST DIVISION TEAM FOR ALL-STAR GAME: Rick Martin, Gil Perreault

1970-71

CALDER TROPHY: Gil Perreault

SELECTED TO NHL'S EAST DIVISION TEAM FOR ALL-STAR GAME: Gil Perreault

OTHER AWARDS

FRANK EDDOLLS MEMORIAL TROPHY

- Named in honor of the former Buffalo Bisons' coach and NHL defenseman. It is presented to the most popular player as selected by the members of the Buffalo Sabres' Booster Club.

1989-90 - Pierre Turgeon	1982-83 - Mike Ramsey	1975-76 - Danny Gare
1988-89 - Mike Foligno	1981-82 - Jean Francois Sauve	1974-75 - Craig Ramsay
1987-88 - Mike Foligno	1980-81 - Danny Gare	1973-74 - Rick Martin
1986-87 - Mike Foligno	1979-80 - Derek Smith	1972-73 - Gil Perreault
1985-86 - Mike Foligno	1978-79 - Craig Ramsay	1971-72 - Gil Perreault
1984-85 - Mike Foligno	1977-78 - Don Edwards	1970-71 - Gil Perreault
1983-84 - Mike Ramsey	1976-77 - Andre Savard	

WAYNE LARKIN MEMORIAL TROPHY

- Named in honor of the former Buffalo Bisons' winger. It is presented to the most valuable player as voted by his teammates.

1989-90 - Pierre Turgeon/ Daren Puppa	1983-84 - Gil Perreault	1976-77 - Gerry Desjardins
1988-89 - Phil Housley	1982-83 - Mike Ramsey	1975-76 - Danny Gare
1987-88 - Tom Barrasso	1981-82 - Don Edwards	1974-75 - Rene Robert
1986-87 - Mike Ramsey	1980-81 - Danny Gare	1973-74 - Rick Martin
1985-86 - Mike Foligno	1979-80 - Danny Gare	1972-73 - Tim Horton
1984-85 - Tom Barrasso	1978-79 - Craig Ramsay	1971-72 - Roger Crozier
	1977-78 - Don Edwards	1970-71 - Gil Perreault

TIM HORTON MEMORIAL AWARD

- Named in honor of the late Sabres' defenseman. It is presented to the player whose performance is far superior to the public recognition he has received, and it is based on a vote of the Booster Club Board of Directors' and members of the local sports media. (Known as the Unsung Hero Award before 1975)

1989-90 - Uwe Krupp	1982-83 - Brent Peterson	1975-76 - Brian Spencer
1988-89 - Mark Napier	1981-82 - Mike Ramsey	1974-75 - Bill Hajt
1987-88 - Scott Arniel	1980-81 - Andre Savard	1973-74 - Craig Ramsay
1986-87 - Scott Arniel	1979-80 - Bill Hajt	1972-73 - Jim Lorentz
1985-86 - Mike Ramsey	1978-79 - Ric Seiling	1971-72 - Don Luce
1984-85 - Dave Fenyves	1977-78 - Gary McAdam	1970-71 - Gerry Meehan
1983-84 - Ric Seiling	1976-77 - Jim Lorentz	

FRED T. HUNT MEMORIAL TROPHY

- Named in honor of the late Buffalo Sabres' Assistant General Manager and former player, coach and general manager of the Buffalo Bisons. It is presented to the outstanding rookie as selected by the Booster Club Board of Directors and members of the local sports media.

1989-90 - Dave Snuggerud	1984-85 - John Tucker	1979-80 - Lindy Ruff
1988-89 - Benoit Hogue	1983-84 - Tom Barrasso	1978-79 - Bill Stewart
1987-88 - Ray Sheppard	1982-83 - Phil Housley	1977-78 - Don Edwards
1986-87 - Christian Ruutu	1981-82 - Jean Francois Sauve	
1985-86 - Steve Dykstra	1980-81 - Alan Haworth	

THE STAR OF STARS TROPHY

- Presented to the player with the most consistent performance in home games as reflected in the Three Star selections.

1989-90 - Pierre Turgeon	1983-84 - Gil Perreault	1976-77 - Gil Perreault
1988-89 - Phil Housley	1982-83 - Phil Housley	1975-76 - Craig Ramsay
1987-88 - Tom Barrasso	1981-82 - Ric Seiling	1974-75 - Rene Robert
1986-87 - Mike Foligno & Phil Housley	1980-81 - Danny Gare	1973-74 - Rick Martin
1985-86 - Mike Foligno	1979-80 - Gil Perreault	1972-73 - Gil Perreault
1984-85 - Gil Perreault	1978-79 - Rick Martin	1971-72 - Roger Crozier
	1977-78 - Don Edwards	

THE PUNCH IMLACH MEMORIAL AWARD

- Named after the late General Manager and Coach of the Sabres. It is presented to the player who displays dedication and leadership in the winning tradition which Punch Imlach brought to the Sabres' organization and to professional hockey.

1989-90 - Mike Ramsey	1988-89 - Mark Napier	1987-88 - Mike Ramsey
-----------------------	-----------------------	-----------------------

SABRES' CAREER LEADERS

GAMES PLAYED	TOTAL
Gil Perreault	1191
Craig Ramsay	1070
Bill Hajt	854
Don Luce	766
Mike Ramsey	741
Rick Martin	681
Ric Seiling	664
Mike Foligno	631
Lindy Ruff	608
Phil Housley	608

GOALS	TOTAL
Gil Perreault	512
Rick Martin	382
Danny Gare	267
Craig Ramsay	252
Mike Foligno	243
Dave Andreychuk	242
Rene Robert	222
Don Luce	216
Phil Housley	178
Ric Seiling	176

ASSISTS	TOTAL
Gil Perreault	814
Craig Ramsay	420
Phil Housley	380
Rene Robert	330
Rick Martin	313
Don Luce	310
Dave Andreychuk	308
Mike Foligno	259
Danny Gare	233
Jerry Korab	216

POINTS	TOTAL
Gil Perreault	1326
Rick Martin	695
Craig Ramsay	672
Phil Housley	558
Rene Robert	552
Dave Andreychuk	550
Don Luce	526
Mike Foligno	502
Danny Gare	500
Ric Seiling	376

PENALTY MINUTES	TOTAL
Mike Foligno	1,405
Larry Playfair	1,390
Lindy Ruff	1,126
Jim Schoenfeld	1,025
Jerry Korab	870
Mike Ramsey	791
Danny Gare	686
Mike Hartman	686
Ric Seiling	524
Kevin Maguire	518

POWER PLAY GOALS	TOTAL
Gil Perreault	128
Rick Martin	112
Dave Andreychuk	92
Danny Gare	66
Phil Housley	61
Mike Foligno	61
Rene Robert	53
Jim Lorentz	46
Pierre Turgeon	44
John Tucker	38

GAME-WINNING GOALS	TOTAL
Gil Perreault	81
Rick Martin	47
Mike Foligno	43
Danny Gare	35
Rene Robert	32
Craig Ramsay	32
Don Luce	30
Dave Andreychuk	26
Jim Lorentz	25
Phil Housley	24

HAT TRICKS	TOTAL
Rick Martin	21
Gil Perreault	18
Danny Gare	10
Dave Andreychuk	6
Mike Foligno	5
Rene Robert	5
Andre Savard	4
Craig Ramsay	3
Jim Lorentz	3
Gerry Meehan	3
Eddie Shack	3

SHORT-HANDED GOALS	TOTAL
Craig Ramsay	27
Don Luce	21
Ric Seiling	9
Gil Perreault	8
Gilles Hamel	8
Andre Savard	7
Scott Arniel	6
Bill Hajt	4
Phil Housley	4
Jerry Korab	3
Christian Ruutu	3

GAME-TYING GOALS	TOTAL
Danny Gare	21
Rick Martin	20
Gil Perreault	16
Craig Ramsay	15
Rene Robert	10
Don Luce	10
Gerry Meehan	7
Mike Foligno	7
Ric Seiling	6
Larry Playfair	6

SABRES' CAREER LEADERS

SHOTS	TOTAL
Gil Perreault	2,837
Rick Martin	2,192
Phil Housley	1,610
Don Luce	1,562
Rene Robert	1,481
Dave Andreychuk	1,481
Danny Gare	1,480
Craig Ramsay	1,479
Mike Foligno	1,411
Ric Seiling	1,122

GOALIE GAMES	TOTAL
Don Edwards	307
Tom Barrasso	266
Bob Sauve	246
Roger Crozier	202
Jacques Cloutier	144
Daren Puppa	120
Dave Dryden	120
Gerry Desjardins	116
Gary Bromley	63
Joe Daley	38

GOALIE MINUTES	TOTAL
Don Edwards	17,969
Tom Barrasso	15,463
Bob Sauve	14,063
Roger Crozier	10,980
Jacques Cloutier	7,442
Gerry Desjardins	6,802
Daren Puppa	6,609
Dave Dryden	6,440
Gary Bromley	2,334
Joe Daley	2,073

GOALIE WINS	TOTAL
Don Edwards	156
Tom Barrasso	124
Bob Sauve	119
Roger Crozier	74
Gerry Desjardins	66
Daren Puppa	59
Jacques Cloutier	50
Dave Dryden	43
Gary Bromley	29
Clint Malarchuk	17

SHUTOUTS	TOTAL
Don Edwards	14
Tom Barrasso	13
Roger Crozier	10
Bob Sauve	7
Dave Dryden	5
Gerry Desjardins	5
Gary Bromley	4
Daren Puppa	3
Joe Daley	1
Jacques Cloutier	1
Clint Malarchuk	1

GOALIE WIN. PCT.	W	L	T	PCT.
Gerry Desjardins	66	30	18	.657
Don Edwards	156	83	61	.622
Gary Bromley	29	17	14	.600
Daren Puppa	59	38	14	.594
Bob Sauve	113	76	39	.581
Clint Malarchuk	17	12	3	.578
Tom Barrasso	124	102	28	.543
Roger Crozier	74	76	29	.494
Dave Dryden	43	45	20	.491
Jacques Cloutier	50	58	15	.467

(Minimum 25 games played)

SABRES' PLAYOFF FIRSTS

First Game:	April 4, 1973 at Montreal
First Win:	April 8, 1973 vs. Montreal (5-1)
First Goal:	Craig Ramsay, April 4, 1973
First Assist:	Don Luce, April 4, 1973
First Game-Winning Goal:	Gil Perreault, April 8, 1973
First Hat Trick:	Jim Lorentz vs. Minnesota, April 7, 1977
First Hat Trick Allowed:	Yvon Cournoyer of Montreal, April 5, 1973
First Shutout:	April 9, 1980 vs. Vancouver (Bob Sauve)
First Shutout Against:	May 1, 1975 at Montreal (Ken Dryden)

SABRES' ONE-SEASON LEADERS

MOST GOALS IN A SEASON

Danny Gare	1979-80	56
Rick Martin	1973-74	52
Rick Martin	1974-75	52
Danny Gare	1975-76	50
Rick Martin	1975-76	49
Danny Gare	1980-81	46
Rick Martin	1979-80	45
Rick Martin	1971-72	44
Gil Perreault	1975-76	44
Gil Perreault	1977-78	41
Mike Foligno	1985-86	41

MOST ASSISTS IN A SEASON

Gil Perreault	1975-76	69
Gil Perreault	1979-80	66
Pierre Turgeon	1989-90	66
Gil Perreault	1972-73	60
Rene Robert	1974-75	60
Phil Housley	1989-90	60
Gil Perreault	1983-84	59
Gil Perreault	1978-79	58
Gil Perreault	1974-75	57
Gil Perreault	1976-77	56

MOST POINTS IN A SEASON

Gil Perreault	1975-76	113
Gil Perreault	1979-80	106
Pierre Turgeon	1989-90	106
Rene Robert	1974-75	100
Gil Perreault	1974-75	96
Rick Martin	1974-75	95
Gil Perreault	1976-77	95
Gil Perreault	1983-84	90
Danny Gare	1979-80	89
Gil Perreault	1977-78	89

MOST PENALTY MINUTES IN A SEASON

Mike Hartman	1988-89	316
Larry Playfair	1981-82	258
Kevin Maguire	1988-89	241
Mike Foligno	1987-88	220
Mike Hartman	1989-90	211
Larry Playfair	1983-84	209
Lindy Ruff	1981-82	194
Jerry Korab	1974-75	184
Jim Schoenfeld	1974-75	184
Larry Playfair	1982-83	180

BEST PLUS/MINUS IN A SEASON (40 GAMES)

Don Luce	1974-75	+61
Jim Schoenfeld	1979-80	+60
Craig Ramsay	1974-75	+51
Danny Gare	1979-80	+49
Bill Hajt	1974-75	+47
Jocelyn Guevremont	1975-76	+47
Craig Ramsay	1975-76	+44
Jerry Korab	1974-75	+41
Danny Gare	1974-75	+40
Jim Schoenfeld	1975-76	+40
Tony McKegney	1979-80	+40
John Van Boxmeer	1979-80	+40

MOST POWER PLAY GOALS IN A SEASON

Rick Martin	1974-75	21
Rick Martin	1971-72	19
Pierre Turgeon	1988-89	19
Rick Martin	1975-76	18
Dave Andreychuk	1989-90	18
Danny Gare	1979-80	17
Pierre Turgeon	1989-90	17
Danny Gare	1980-81	15
Dave Andreychuk	1987-88	15
Ray Sheppard	1987-88	15

MOST GAME-WINNING GOALS IN A SEASON

Danny Gare	1979-80	11
Pierre Turgeon	1989-90	10
Gil Perreault	1976-77	9
Gil Perreault	1974-75	8
Gil Perreault	1972-73	7
Gil Perreault	1973-74	7
Craig Ramsay	1974-75	7
Rick Martin	1975-76	7
Gil Perreault	1977-78	7
Don Luce	1978-79	7
Danny Gare	1980-81	7
Gil Perreault	1983-84	7
Dave Andreychuk	1983-84	7
Mike Foligno	1987-88	7

MOST SHOTS IN A SEASON

Rick Martin	1975-76	327
Rick Martin	1973-74	320
Danny Gare	1975-76	303
Rick Martin	1974-75	301
Rick Martin	1972-73	299
Danny Gare	1974-75	274
Rene Robert	1975-76	273
Danny Gare	1979-80	270
Rick Martin	1971-72	266
Rene Robert	1972-73	265
Danny Gare	1977-78	265

SABRE FACT

The Sabres had a record of 5-0-1 when they were outshot by 16 or more shots during the 1989-90 season.

SABRES' ONE-SEASON LEADERS

MOST SHORT-HANDED GOALS IN A SEASON

Don Luce	1974-75	8
Craig Ramsay	1974-75	7
Craig Ramsay	1977-78	5
Don Luce	1980-81	4
10 players tied with 3 each		

MOST GAME-TYING GOALS IN A SEASON

Danny Gare	1977-78	6
Danny Gare	1978-79	4
Danny Gare	1975-76	4
Rick Martin	1971-72	4
12 players tied with 3 each		

BEST SHOOTING PERCENTAGE (50+ GAMES)

Peter McNab	1974-75	24.4
Yvon Lambert	1981-82	23.1
Craig Ramsay	1978-79	23.0
Kevin Maguire	1988-89	22.9
Gil Perreault	1979-80	22.2
Ray Sheppard	1987-88	22.0
Craig Ramsay	1980-81	21.8
Gil Perreault	1977-78	21.4
Ric Seiling	1980-81	21.4
Dave Andreychuk	1983-84	21.3

MOST GAMES BY A GOALIE

Don Edwards	1977-78	72
Roger Crozier	1971-72	63
Don Edwards	1981-82	62
Tom Barrasso	1985-86	60
Daren Pappa	1989-90	56
Gerry Desjardins	1975-76	55
Don Edwards	1978-79	54
Bob Sauve	1982-83	54
Tom Barrasso	1984-85	54
Tom Barrasso	1987-88	54

MOST MINUTES BY A GOALIE

Don Edwards	1977-78	4,209
Roger Crozier	1971-72	3,654
Tom Barrasso	1985-86	3,561
Don Edwards	1981-82	3,500
Gerry Desjardins	1975-76	3,280
Tom Barrasso	1984-85	3,248
Daren Pappa	1989-90	3,241
Don Edwards	1978-79	3,160
Tom Barrasso	1987-88	3,133
Bob Sauve	1982-83	3,110

MOST WINS BY A GOALIE

Don Edwards	1977-78	38
Gerry Desjardins	1976-77	31
Daren Pappa	1989-90	31
Gerry Desjardins	1975-76	29
Tom Barrasso	1985-86	29
Don Edwards	1979-80	27
Gary Bromley	1974-75	26
Don Edwards	1978-79	26
Don Edwards	1981-82	26
Tom Barrasso	1983-84	26

MOST LOSSES BY A GOALIE

Roger Crozier	1971-72	34
Tom Barrasso	1985-86	24
Don Edwards	1981-82	23
Tom Barrasso	1986-87	23
Roger Crozier	1970-71	20
Dave Dryden	1973-74	20
Bob Sauve	1982-83	20
Jacques Cloutier	1986-87	19
Don Edwards	1978-79	18
Tom Barrasso	1984-85	18
Tom Barrasso	1987-88	18

BEST SAVE PERCENTAGE (25 GAME MINIMUM)

Dave Dryden	1972-73	908
Don Edwards	1977-78	906
Roger Crozier	1972-73	905
Daren Pappa	1989-90	903
Clint Malarchuk	1989-90	903
Roger Crozier	1971-72	902
Roger Crozier	1970-71	901
Gerry Desjardins	1976-77	900
Bob Sauve	1979-80	900
Don Edwards	1976-77	899
Don Edwards	1978-79	899

LOWEST GOALS AGAINST AVERAGE IN A SEASON (25 GAME MINIMUM)

Bob Sauve	1979-80	2.36
Don Edwards	1976-77	2.51
Don Edwards	1979-80	2.57
Gerry Desjardins	1976-77	2.63
Don Edwards	1977-78	2.64
Dave Dryden	1972-73	2.65
Tom Barrasso	1984-85	2.66
Roger Crozier	1972-73	2.76
Tom Barrasso	1983-84	2.84
Daren Pappa	1989-90	2.89

SABRE FACT

The Sabres' Hotline Update works 24 hours a day and contains the latest information on the team, coming events and ticket availability. The number is (716) 856-7300.

SABRES' ONE-SEASON LEADERS

MOST SHOTS FACED BY A GOALIE

Roger Crozier	1971-72	2,190
Don Edwards	1977-78	1,970
Tom Barrasso	1985-86	1,778
Don Edwards	1981-82	1,722
Tom Barrasso	1987-88	1,658
Daren Puppa	1989-90	1,610
Don Edwards	1978-79	1,568
Gerry Desjardins	1975-76	1,461
Dave Dryden	1973-74	1,399
Bob Sauve	1982-83	1,393

MOST GOALS BY A DEFENSEMAN

Phil Housley	1987-88	29
Phil Housley	1988-89	26
Phil Housley	1986-87	21
Phil Housley	1989-90	21
John Van Boxmeer	1980-81	18
John Van Boxmeer	1981-82	14
Jerry Korab	1976-77	14
Hannu Virta	1982-83	13
Jerry Korab	1975-76	13

MOST ASSISTS BY A DEFENSEMAN

Phil Housley	1989-90	60
John Van Boxmeer	1981-82	54
John Van Boxmeer	1980-81	51
Phil Housley	1986-87	46
Jerry Korab	1974-75	44
Phil Housley	1988-89	44
Richie Dunn	1980-81	42
Doug Bodger	1988-89	40
Phil Housley	1983-84	40
John Van Boxmeer	1979-80	40
Jerry Korab	1978-79	40
Jocelyn Guevremont	1975-76	40

MOST POINTS BY A DEFENSEMAN

Phil Housley	1989-90	81
Phil Housley	1988-89	70
John Van Boxmeer	1980-81	69
John Van Boxmeer	1981-82	68
Phil Housley	1986-87	67
Phil Housley	1987-88	66
Phil Housley	1983-84	64
Jerry Korab	1974-75	56
Jocelyn Guevremont	1976-77	52
John Van Boxmeer	1979-80	51
Jerry Korab	1978-79	51

MOST GOALS BY A ROOKIE

Rick Martin	1971-72	44
Gil Perreault	1970-71	38
Ray Sheppard	1987-88	38
Danny Gare	1974-75	31
John Tucker	1984-85	22
Peter McNab	1974-75	22
Christian Ruutu	1986-87	22
Steve Atkinson	1970-71	20
Ric Seiling	1977-78	19
Phil Housley	1982-83	19
J.F. Sauve	1980-81	19

MOST ASSISTS BY A ROOKIE

Phil Housley	1982-83	47
Christian Ruutu	1986-87	43
Calle Johansson	1987-88	38
J.F. Sauve	1981-82	36
Gil Perreault	1970-71	34
Danny Gare	1974-75	31
Benoit Hogue	1988-89	30
Rick Martin	1971-72	30
Pierre Turgeon	1987-88	28
Alexander Mogilny	1989-90	28

MOST POINTS BY A ROOKIE

Rick Martin	1971-72	74
Gil Perreault	1970-71	72
Phil Housley	1982-83	66
Ray Sheppard	1987-88	65
Christian Ruutu	1986-87	65
Danny Gare	1974-75	62
J.F. Sauve	1981-82	55
John Tucker	1984-85	49
Benoit Hogue	1988-89	44
Peter McNab	1974-75	43
Alexander Mogilny	1989-90	43

MOST PENALTY MINUTES BY A ROOKIE

Jim Schoenfeld	1972-73	178
Doug Barrie	1970-71	168
Kevin Maguire	1987-88	162
Benoit Hogue	1988-89	120
Bob Halkidis	1985-86	115
Steve Dykstra	1985-86	108
Bill Stewart	1978-79	101
Robert Ray	1989-90	99
Mike Hartman	1987-88	90
Joe Reekie	1986-87	82
Jeff Parker	1988-89	82

SABRE FACT

The 1985-86 Sabres are one of 12 teams in NHL history to miss the playoffs despite having a .500 or better record.

REGULAR SEASON OVERTIME GOALS IN SABRES GAMES

DATE	OPPONENT	SCORER	SCORE	TIME
October 26, 1983	@ Detroit	Steve Yzerman	6-5 Det	4:38
November 16, 1983	@ Winnipeg	Mike Ramsey	6-5 Buf	0:17
February 8, 1984	@ Pittsburgh	Dave Andreychuk	6-5 Buf	0:31
February 17, 1984	Minnesota	Dave Andreychuk	5-4 Buf	1:31
February 21, 1984	@ Philadelphia	Phil Housley	5-4 Buf	4:09
March 11, 1984	Hartford	Mike Foligno	4-3 Buf	1:53
October 13, 1984	@ Toronto	Jim Benning	4-3 Tor	2:41
February 15, 1985	Montreal	Mats Naslund	4-3 Mtl	2:31
March 24, 1985	Boston	Dave Reid	4-3 Bos	0:56
November 30, 1985	@ Toronto	Steve Thomas	3-2 Tor	0:26
January 17, 1986	Montreal	Gates Orlando	5-4 Buf	1:11
March 11, 1986	@ St. Louis	Charlie Bourgeois	3-2 STL	2:04
October 22, 1986	@ Pittsburgh	Randy Cunneynworth	5-4 Pit	2:30
November 12, 1986	N.Y. Rangers	Walt Poddubny	2-1 NYR	2:01
December 20, 1986	@ Toronto	Steve Thomas	5-4 Tor	4:55
January 8, 1987	@ Minnesota	Brian Bellows	5-4 Min	1:05
January 18, 1987	Edmonton	Scott Arniel	6-5 Buf	1:49
February 14, 1988	Chicago	Steve Thomas	4-3 Chi	3:48
October 9, 1988	@ Philadelphia	Ron Sutter	4-3 Phi	2:44
November 13, 1988	Edmonton	Esa Tikkanen	5-4 Edm	3:25
November 25, 1988	Chicago	Phil Housley	5-4 Buf	3:15
December 3, 1988	@ Montreal	Guy Carbonneau	3-2 Mtl	4:22
January 4, 1989	Hartford	Kevin Dineen	5-4 Hfd	3:19
January 21, 1989	@ Boston	Pierre Turgeon	6-5 Buf	3:58
October 27, 1989	Toronto	Pierre Turgeon	6-5 Buf	2:30
December 7, 1989	@ Philadelphia	Ron Sutter	4-3 Phi	0:24
December 29, 1989	Boston	Craig Janney	4-3 Bos	1:33
February 20, 1990	@ Winnipeg	Mike Hartman	4-3 Buf	2:06
March 14, 1990	Los Angeles	Bob Kudelski	6-5 LA	1:25
March 18, 1990	Winnipeg	Phil Housley	4-3 Buf	2:03
March 30, 1990	@ Pittsburgh	Uwe Krupp	3-2 Buf	1:00

ALL-TIME RECORD IN OVERTIME DECISIONS: 13-18

SABRES' OVERTIME GOAL SCORERS

- 3 - Phil Housley
2 - Dave Andreychuk, Pierre Turgeon
1 - Mike Ramsey, Mike Foligno, Gates Orlando, Scott Arniel, Mike Hartman, Uwe Krupp

CURRENT STREAKS BY SABRES

UNBEATEN STREAK	LAST LOSS	LAST GAME	WINLESS STREAK	LAST WIN	LAST GAME
New York Rangers	2/24/87	2/9/90	New York Islanders	4/1/89	2/4/90
Quebec Nordiques	3/25/89	4/1/90	Chicago Blackhawks	1/24/90	2/13/90
Winnipeg Jets	12/14/88	3/18/90	Edmonton Oilers	11/12/89	2/21/90
Vancouver Canucks	2/10/89	1/13/90	Washington Capitals	12/10/89	3/6/90 (T)
Pittsburgh Penguins	2/14/89	3/31/90	St. Louis Blues	12/3/89	2/27/90
Philadelphia Flyers	12/7/89	1/23/90	New Jersey Devils	12/1/89	3/25/90
Montreal Canadiens	2/3/90	2/16/90	Los Angeles Kings	1/16/90	3/14/90
Hartford Whalers	2/18/90	3/10/90	Toronto Maple Leafs	10/27/89	3/16/90
Detroit Red Wings	10/14/89	3/27/90			
Washington Capitals	1/19/90	3/6/90 (T)			
Boston Bruins	1/7/90	3/8/90			
Calgary Flames	1/11/90	3/21/90			
Minnesota North Stars	10/25/89	3/29/90			

BIGGEST WINS IN SABRES' HISTORY

DATE	OPPONENT	SCORE	MARGIN
12-21-75	Washington	14-2	12
2-25-78	@ Cleveland	13-3	10
3-19-81	Toronto	14-4	10
2-7-80	Pittsburgh	9-0	9
3-27-80	Detroit	10-1	9
12-7-80	Pittsburgh	10-1	9
11-13-83	Calgary	11-2	9
3-16-75	@ Toronto	11-3	8
10-22-75	N.Y. Rangers	9-1	8
1-27-80	Los Angeles	9-1	8
4-5-80	@ Pittsburgh	9-1	8
3-4-83	Pittsburgh	10-2	8

BIGGEST LOSSES IN SABRES' HISTORY

DATE	OPPONENT	SCORE	MARGIN
11-7-70	@ Montreal	11-2	9
3-13-71	@ St. Louis	9-0	9
10-10-81	@ Montreal	9-0	9
12-22-87	@ Boston	9-0	9
11-9-88	@ Calgary	9-0	9
12-6-88	@ Hartford	9-0	9
11-18-87	@ Hartford	9-1	8

(Eight games tied at seven.)

Biggest home loss: 1-6-77 vs. Montreal (9-2)

EMPTY NET GOALS - 1989-90 SEASON

BY SABRES	89-90	88-89	87-88	86-87
Christian Ruuttu	3	1	1	0
Scott Arniel	3	0	0	0
Benoit Hogue	1	0	0	0
Dave Snuggerud	1	0	0	0
Ken Priestlay	1	0	0	0
Rick Vaive	0	2	0	0
Pierre Turgeon	0	1	0	0
Phil Housley	0	0	2	0
Mike Ramsey	0	0	1	0
Others	0	1	2	2
TEAM TOTAL	9	5	6	2
BY OPPONENTS				
	3	4	4	5

SABRES' TEAM GAME RECORDS

MOST GOALS FOR: 14 (14-4 vs. Toronto on Mar. 19, 1981; 14-2 vs. Washington on Dec. 21, 1975)

MOST GOALS AGAINST: 11 (11-2 at Montreal on Nov. 7, 1970)

MOST GOALS - BUFFALO AND OPPONENT: 18 (14-4 win vs. Toronto on Mar. 19, 1981)

GREATEST WINNING MARGIN: 12 (14-2 win vs. Washington on Dec. 21, 1975)

GREATEST LOSING MARGIN: 9 (9-0 loss at Hartford on Dec. 6, 1988; 9-0 loss at Calgary on Nov. 5, 1988; 9-0 loss at Boston on Dec. 22, 1987; 9-0 loss at Montreal on Oct. 10, 1981; 9-0 loss at St. Louis on Mar. 13, 1971; 11-2 loss at Montreal on Nov. 7, 1970.)

HIGHEST TIE SCORE: 7-7 (at Montreal on Oct. 26, 1982; at St. Louis on Oct. 28, 1978)

LOWEST TIE SCORE: 0-0 (vs. Montreal on Oct. 15, 1986; at Quebec on Feb. 5, 1983; at Chicago on Oct. 31, 1979; vs. California on Nov. 9, 1972)

MOST BUFFALO SHOTS ON GOAL: 58 (vs. Kansas City on Feb. 2, 1975)

FEWEST BUFFALO SHOTS ON GOAL: 12 (vs. Calgary on Nov. 9, 1988)

MOST SHOTS ON GOAL BY OPPONENTS: 72 (at Boston on Dec. 10, 1970)

FEWEST SHOTS ON GOAL BY OPPONENTS: 8 (vs. Kansas City on Mar. 21, 1976)

MOST BUFFALO SHOTS IN ONE PERIOD: 26 (vs. Cleveland on Feb. 25, 1978)

FEWEST BUFFALO SHOTS IN ONE PERIOD: 0 (at Montreal on Feb. 19, 1981)

MOST BUFFALO PENALTY MINUTES: 115 (vs. Hartford on Feb. 18, 1980)

MOST PENALTY MINUTES BY OPPONENTS: 121 (vs. Pittsburgh on Dec. 7, 1980)

MOST PENALTY MINUTES BY BUFFALO AND OPPONENTS: 235 (Pittsburgh at Buffalo on Dec. 7, 1980)

FASTEST TWO BUFFALO GOALS BY ONE PLAYER: :10 (Danny Gare at Washington on Nov. 8, 1980)

FASTEST TWO GOALS AGAINST BY ONE PLAYER: :10 (Darryl Sittler at Toronto on Feb. 19, 1972.)

FASTEST THREE BUFFALO GOALS BY ONE PLAYER: 3:49 (Don Luce at Washington on Dec. 22, 1974)

FASTEST THREE GOALS AGAINST BY ONE PLAYER: 4:55 (Rick Kehoe at Pittsburgh on Mar. 10, 1976)

FASTEST TWO BUFFALO GOALS: :04 (Lee Fogolin and Don Luce vs. California on Oct. 17, 1974)

FASTEST TWO GOALS AGAINST: :07 (Marcel Dionne and Hartland Monahan of Los Angeles on Jan. 11, 1978; Jim Moxey and

Wayne Merrick at California on Feb. 1, 1976)

FASTEST THREE BUFFALO GOALS: :41 (John Van Boxmeer, Lindy Ruff and Craig Ramsay vs. New York Islanders on Oct. 26, 1980)

FASTEST THREE GOALS AGAINST: :34 (Danny Gare twice and Bob Manno at Detroit on Oct. 26, 1984)

FASTEST TWO GOALS, BOTH TEAMS: :04 (Marian Stastny and Dale McCourt at Quebec on Jan. 2, 1982)

FASTEST THREE GOALS, BOTH TEAMS: :18 (Jim Moxey, Wayne Merrick and Danny Gare at California on Feb. 1, 1976)

FASTEST BUFFALO GOAL FROM OPENING FACE-OFF: :07 (Danny Gare vs. Vancouver on Dec. 17, 1978)

FASTEST OPPONENTS' GOAL FROM OPENING FACE-OFF: :09 (Jim Wiemer of N.Y. Rangers on Mar. 27, 1985; Yvon Cournoyer at Montreal on Dec. 22, 1973)

FASTEST BUFFALO GOAL FROM START OF A PERIOD: :06 (Jerry Korab vs. N.Y. Rangers on Dec. 4, 1975)

FASTEST TWO GOALS FROM START OF A PERIOD: :31 (Rene Robert and Rick Martin at N.Y. Rangers on Jan. 10, 1974)

FASTEST GOAL BY ROOKIE FROM START OF FIRST NHL GAME: :18 (Danny Gare vs. Boston on Oct. 10, 1974)

MOST BUFFALO GOALS IN ONE PERIOD: 9 (vs. Toronto on Mar. 19, 1981)

MOST GOALS, BUFFALO AND OPPONENT, IN ONE PERIOD: 12 (Buffalo, 9, and Toronto, 3, on Mar. 19, 1981)

MOST BUFFALO POINTS IN ONE GAME: 40 (vs. Washington on Dec. 21, 1975)

MOST BUFFALO POINTS IN ONE PERIOD: 23 (vs. Toronto on Mar. 19, 1981 and vs. Washington on Dec. 21, 1975)

MOST POINTS, BUFFALO AND OPPONENT, IN ONE PERIOD: 31 (Buffalo, 23, and Toronto, 8, on Mar. 19, 1981)

SABRES' TEAM SEASON RECORDS

CATEGORY	OVERALL	HOME	AWAY
POINTS - MOST	113 (74-75)	63 (72-73)	51 (74-75)
POINTS - LEAST	51 (71-72)	31 (71-72)	20 (71-72)
WINS - MOST	49 (74-75)	30 (72-73)	23 (83-84)
WINS - LEAST	16 (71-72)	11 (71-72)	5 (71-72)
LOSSES - MOST	44 (86-87)	19 (71-72)	26 (twice)
LOSSES - LEAST	16 (74-75)	5 (79-80)	10 (74-75)
TIES - MOST	21 (80-81)	12 (80-81)	11 (72-73)
TIES - LEAST	6 (85-86)	1 (85-86)	1 (83-84)
OVERTIME GAMES - MOST	17 (84-85)	9 (84-85)	9 (89-90)
OVERTIME WINS - MOST	5 (83-84)	2 (3 times)	3 (83-84)
OVERTIME LOSSES - MOST	4 (twice)	2 (twice)	4 (86-87)
GOALS SCORED - MOST	354 (74-75)	199 (74-75)	155 (74-75)
GOALS SCORED - LEAST	203 (71-72)	110 (71-72)	93 (71-72)
GOALS AGAINST - MOST	308 (86-87)	147 (85-86)	168 (70-71)
GOALS AGAINST - LEAST	201 (79-80)	80 (72-73)	106 (79-80)
SHUTOUTS - MOST	7 (74-75)	6 (72-73)	4 (85-86)
SHUTOUTS AGAINST - MOST	7 (70-71)	3 (70-71)	4 (twice)
NON-SHUTOUT STREAK	178 (11-18-83 to 1-4-86)	340 (11-23-77 to 2-12-86)	87 (11-18-83 to 1-4-86)
LONGEST WIN STREAK	10 (1-4-84 to 1-23-84)	12 (twice)	10 (12-10-83 to 1-23-84)
LONGEST UNBEATEN STREAK	14 (3-6-80 to 4-6-80)	21 (10-8-72 to 1-7-73)	10 (12-10-83 to 1-23-84)
LONGEST LOSING STREAK	7 (10-25-70 to 11-8-70)	5 (twice)	7 (twice)
LONGEST WINLESS STREAK	10 (11-7-71 to 12-1-71)	6 (twice)	23 (10-30-71 to 2-19-72)
MOST POWER PLAY GOALS:	83 (74-75)		
LEAST POWER PLAY GOALS:	48 (73-74)		
MOST POWER PLAY GOALS AGAINST:	95 (87-88)		
LEAST POWER PLAY GOALS AGAINST:	31 (77-78)		
MOST SHORT-HANDED GOALS:	17 (74-75)		
LEAST SHORT-HANDED GOALS:	1 (71-72)		
MOST SHORT-HANDED GOALS AGAINST:	14 (twice)		
LEAST SHORT-HANDED GOALS AGAINST:	3 (77-78)		
MOST PENALTY MINUTES:	2263 (1987-88)		
LEAST PENALTY MINUTES:	787 (1973-74)		
MOST CONSECUTIVE TIES:	4 (four times)		
MOST 20 GOAL SCORERS:	9 (74-75)		
MOST 30 GOAL SCORERS:	6 (74-75)		
MOST 40 GOAL SCORERS:	3 (79-80, 75-76)		
MOST 50 GOAL SCORERS:	1 (Four times)		
MOST WINNING STREAK AT THE START OF A SEASON:	8 (1975-76)		
MOST LOSING STREAK AT THE START OF A SEASON:	2 (1982-83)		
MOST CONSECUTIVE TIES:	4 (four times)		
MOST 20 GOAL SCORERS:	9 (74-75)		
MOST 30 GOAL SCORERS:	6 (74-75)		
MOST 40 GOAL SCORERS:	3 (79-80, 75-76)		
MOST 50 GOAL SCORERS:	1 (Four times)		

INDIVIDUAL SEASON RECORDS

MOST GOALS BY A ROOKIE: 44 - Rick Martin (1971-72)
MOST ASSISTS BY A ROOKIE: 47 - Phil Housley (1982-83)
MOST POINTS BY A ROOKIE: 74 - Rick Martin (1971-72)
MOST PENALTY MINUTES BY A ROOKIE:
 178 - Jim Schoenfeld (1972-73)
MOST CONSECUTIVE GOAL-SCORING GAMES:
 8 - Mike Foligno, Dec. 28, 1984 to Jan. 12, 1985.

MOST CONSECUTIVE ASSISTS-SCORING GAMES:
 11 - Gil Perreault, Dec. 23, 1984 to Jan. 13, 1985.
MOST POINT-SCORING GAMES IN SUCCESSION:
 18 - Gil Perreault, 1971-72.
HIGHEST PLUS-MINUS RATING:
 +61 - Don Luce (1974-75)
HIGHEST SHOOTING PERCENTAGE: (50 OR MORE GAMES)
 24.4 - Peter McNab, 1974-75.

SABRES' INDIVIDUAL RECORDS

OVERALL	ONE SEASON	CAREER	RIGHT WINGS	ONE SEASON	CAREER
MOST GAMES PLAYED:	80 - 22 players	1191 - Gil Perreault	MOST GAMES PLAYED:	80 - Three players	664 - Ric Seiling
MOST GOALS:	56 - Danny Gare (79-80)	512 - Perreault	MOST GOALS:	56 - Gare (79-80)	267 - Gare
MOST ASSISTS:	69 - Perreault (75-76)	814 - Perreault	MOST ASSISTS:	60 - Rene Robert (74-75)	330 - Robert
MOST POINTS:	113 - Perreault (75-76)	1326 - Perreault	MOST POINTS:	100 - Robert (74-75)	552 - Robert
MOST PENALTY MINUTES:	316 - Mike Hartman (88-89)	1408 - Mike Foligno	MOST PENALTY MINUTES:	241 - Kevin Maguire (88-89)	1309 - Foligno
MOST HAT TRICKS:	7 - Rick Martin (75-76)	21 - Martin	DEFENSEMEN		
MOST PPG:	21 - Martin (75-76)	128 - Perreault	MOST GAMES PLAYED:	80 - Eight players	854 - Bill Hajt
MOST SHG:	8 - Don Luce (74-75)	27 - Craig Ramsay	MOST GOALS:	29 - Phil Housley (87-88)	156 - Housley
MOST GWG:	11 - Gare (79-80)	81 - Perreault	MOST ASSISTS:	60 - Housley (89-90)	334 - Housley
MOST GTG:	6 - Gare (77-78)	21 - Gare	MOST POINTS:	81 - Housley (89-90)	490 - Housley
MOST SHOTS:	327 - Martin (75-76)	2837 - Perreault	MOST PENALTY MINUTES:	258 - Larry Playfair (81-82)	1390 - Playfair
LEFT WINGS			GOALIES		
MOST GAMES PLAYED:	80 - Six players	1070 - Ramsay	MOST GAMES PLAYED:	72 - Don Edwards (77-78)	307 - Edwards
MOST GOALS:	52 - Martin (twice)	382 - Martin	MOST MINUTES PLAYED:	4209 - Edwards (77-78)	17969 - Edwards
MOST ASSISTS:	51 - Dave Andreychuk (85-86)	420 - Ramsay	MOST WINS:	38 - Edwards (77-78)	156 - Edwards
MOST POINTS:	95 - Martin (74-75)	695 - Martin	MOST LOSSES:	34 - Roger Crozier (71-72)	102 - Tom Barrasso
MOST PENALTY MINUTES:	316 - Hartman (88-89)	*1126 - Lindy Ruff	MOST SHUTOUTS:	5 - Barrasso (84-85)	14 - Edwards
CENTERS			MOST PENALTY MINUTES:	- Edwards (77-78)	
MOST GAMES PLAYED:	80 - Five players	1191 - Perreault	MOST ASSISTS:	50 - Barrasso (87-88)	160 - Barrasso
MOST GOALS:	44 - Perreault (75-76)	512 - Perreault	MOST POINTS:	6 - Barrasso (84-85)	17 - Barrasso
MOST ASSISTS:	69 - Perreault (75-76)	814 - Perreault	LOWEST GAA:	2.36 - Bob Sauve (79-80)	2.81 - Gerry Desjardins
MOST POINTS:	113 - Perreault (75-76)	1326 - Perreault			
MOST PENALTY MINUTES:	120 - Benoit Hogue (88-89)	500 - Perreault			

* - Has spent part of his career at defense.

INDIVIDUAL CAREER RECORDS

MOST SEASONS: Gil Perreault - 17 (1970-71 to 1986-87)
MOST CONSECUTIVE GAMES PLAYED: 776 - Craig Ramsay, Mar. 27, 1973 to Feb. 10, 1983.
MOST 20-GOAL SEASONS: 15 - Gil Perreault.
MOST 30-GOAL SEASONS: 10 - Gil Perreault.
MOST 40-GOAL SEASONS: 5 - Rick Martin.
MOST 50-GOAL SEASONS: 2 - Danny Gare and Rick Martin.
MOST CONSECUTIVE 20-GOAL SEASONS: 12 - Gil Perreault (1974-75 to 1985-86).
MOST CONSECUTIVE 30-GOAL SEASONS: 6 - Rick Martin (1971-72 to 1976-77).
MOST CONSECUTIVE 40-GOAL SEASONS: 3 - Rick Martin (1973-74 to 1975-76).
MOST CONSECUTIVE 50-GOAL SEASONS: 2 - Rick Martin (1973-74 to 1974-75).

SABRES' INDIVIDUAL GAME RECORDS

MOST GOALS: 5 - Dave Andreychuk at Boston, Feb. 6, 1986.
MOST GOALS BY A DEFENSESMAN: 3 - Phil Housley vs. New Jersey, Jan. 22, 1988 and vs. Winnipeg, Jan. 23, 1983; Hannu Virta at Montreal, Mar. 19, 1983; Jim Schoenfeld at Winnipeg, Mar. 13, 1981; John Van Boxmeer at N.Y. Islanders, Nov. 7, 1981; Jerry Korab vs. Minnesota, Nov. 19, 1978.
MOST ASSISTS: 5 - Gil Perreault vs. Winnipeg Jan. 4, 1984, vs. St. Louis Mar. 9, 1980; at California, Feb. 1, 1976.
MOST ASSISTS BY A DEFENSESMAN: 4 - Bill Hajt vs. N.Y. Rangers, Nov. 13, 1976; Phil Housley at Quebec, Dec. 23, 1989.
MOST POINTS: 7 - Gil Perreault at California, Feb. 1, 1976.
MOST POINTS BY A DEFENSESMAN: 5 - John Van Boxmeer at N.Y. Islanders, Nov. 7, 1981; Phil Housley at Quebec, Dec. 23, 1989.
MOST PENALTY MINUTES: 39 - Reg Fleming vs. Pittsburgh, Oct. 18, 1970.
MOST SHOTS ON GOAL: 12 - Ken Priestlay vs. N.Y. Rangers, Mar. 4, 1988; Mike Foligno vs. Hartford, Mar. 3, 1982; Jim Schoenfeld vs. Toronto, Dec. 10, 1978; Rene Robert vs. Boston, Apr. 1, 1976.
MOST SAVES: 64 - Joe Daley at Boston, Dec. 10, 1970.
FEWEST SAVES IN COMPLETE GAME: 7 - Al Smith vs. Kansas City, Mar. 21, 1976.

SABRES' FIRSTS

FIRST GOAL: Jim Watson, Oct. 10, 1970, at Pittsburgh at 5:01 of second period.
FIRST ASSIST: Gerry Meehan, Oct. 10, 1970, at Pittsburgh on Jim Watson's goal.
FIRST PENALTY: Gerry Meehan, Oct. 10, 1970, at Pittsburgh for holding at 7:54 of first period.
FIRST GOAL BY OPPONENT: Wally Boyer of Pittsburgh, Oct. 10, 1970, at 8:09 of second period.
FIRST ASSIST BY OPPONENT: Duane Rupp of Pittsburgh, Oct. 10, 1970, on Boyer's goal.
FIRST PENALTY BY OPPONENT: Duane Rupp of Pittsburgh, Oct. 10, 1970, for hooking at 1:41 of first period.
FIRST POWER PLAY GOAL: Gil Perreault, Oct. 10, 1970, at Pittsburgh at 11:26 of third period.
FIRST POWER PLAY GOAL BY OPPONENT: Dave Balon on N.Y. Rangers, Oct. 14, 1970 in N.Y. at 15:52 of third period.
FIRST MAJOR PENALTY: Brian McDonald, Oct. 10, 1970, at Pittsburgh for fighting at 8:01 of third period.
FIRST MAJOR PENALTY BY OPPONENT: Bryan Hextall of Pittsburgh, Oct. 10, 1970 for fighting at 8:01 of third period.
FIRST WIN: Oct. 10, 1970 (2-1 at Pittsburgh)
FIRST TIE: Oct. 18, 1970 (1-1 vs. Pittsburgh)
FIRST LOSS: Oct. 14, 1970 (3-0 in New York vs. Rangers)
FIRST SHUTOUT: Dec. 6, 1970 by Roger Crozier vs. Minnesota (1-0)
FIRST SHUTOUT BY OPPONENT: Oct. 14, 1970 by Ed Giacomin at N.Y. Rangers (3-0)
FIRST HAT TRICK: Jan. 29, 1971 by Gil Perreault vs. California
FIRST HAT TRICK BY OPPONENT: Dec. 22, 1970 by Dave Balon of N.Y. Rangers

SABRES' LASTS

SCORED 10 OR MORE GOALS: Mar. 8, 1990 at Boston (10-4)
ALLOWED 10 OR MORE GOALS: Mar. 12, 1988 at Calgary (10-4)
RECORDED 50 OR MORE SHOTS: Mar. 18, 1990 vs. Winnipeg (50)
ALLOWED 50 OR MORE SHOTS: Dec. 13, 1980 at Toronto (50)
SCORED TWO SHORT-HANDED GOALS IN ONE GAME: Feb. 2, 1986 vs. Quebec (Don Lever and Mike Foligno)
ALLOWED TWO SHORT-HANDED GOALS IN ONE GAME: Nov. 16, 1988 at Chicago (Dave Manson and Dirk Graham)
SCORED A GOAL WHILE TWO MEN SHORT: Jan. 30, 1990 at Quebec (Phil Housley)
WON A HOME GAME IN OVERTIME: Mar. 18, 1990 vs. Winnipeg (Phil Housley)
WON A ROAD GAME IN OVERTIME: Mar. 31, 1990 at Pittsburgh (Uwe Krupp)
LOST A HOME GAME IN OVERTIME: Mar. 14, 1990 vs. Los Angeles (Bob Kudelski)
LOST A ROAD GAME IN OVERTIME: Dec. 7, 1989 at Philadelphia (Ron Sutter)



**LASAGNA WITHOUT POLLY-O®
ISN'T USING YOUR NOODLE.**



It only makes sense that your favorite lasagna should be made with the best ingredients.

Like smooth, creamy POLLY-O ricotta and tender POLLY-O mozzarella. They're all natural, and as Buffalo will soon discover, they're all Italian.

Our ricotta and mozzarella cheeses have been a family tradition for four generations, ever since Guiseppe Pollio came over from Italy in 1899.

So the next time you make a lasagna, use the authentic Italian cheese that makes it delicious, naturally.

POLLY-O. MASTER CHEESEMAKERS SINCE 1899.

SABRES' PENALTY SHOTS

NOVEMBER 5, 1970 AT BUFFALO	Paul Andrea unsuccessful vs. Vancouver's Dunc Wilson.
DECEMBER 20, 1973 AT BUFFALO	John Gould unsuccessful vs. Montreal's Michel Plasse.
JANUARY 31, 1974 AT PHILADELPHIA	Rick Martin successful vs. Philadelphia's Bernie Parent.
JANUARY 25, 1975 AT MONTREAL	Rick Martin unsuccessful vs. Montreal's Michel Larocque.
FEBRUARY 2, 1975 AT BUFFALO	Don Luce unsuccessful vs. Kansas City's Denis Herron.
OCTOBER 19, 1975 AT BUFFALO	Don Luce unsuccessful vs. Washington's Ron Low.
FEBRUARY 4, 1976 AT LOS ANGELES	Gil Perreault unsuccessful vs. Los Angeles' Rogie Vachon.
FEBRUARY 22, 1976 AT BUFFALO	Rene Robert unsuccessful vs. Montreal's Ken Dryden.
APRIL 1, 1978 AT TORONTO	Gil Perreault unsuccessful vs. Toronto's Mike Palmateer.
DECEMBER 19, 1982 AT BUFFALO	Brent Peterson unsuccessful vs. Quebec's Dan Bouchard.
NOVEMBER 25, 1983 AT BUFFALO	Gil Perreault successful vs. Chicago's Murray Bannerman.
JANUARY 14, 1984 AT DETROIT	Brent Peterson unsuccessful vs. Detroit's Greg Stefan.
OCTOBER 31, 1984 AT BUFFALO	John Tucker successful vs. Philadelphia's Pelle Lindbergh.
DECEMBER 26, 1984 AT BUFFALO	John Tucker unsuccessful vs. Toronto's Rick St. Croix.
NOVEMBER 22, 1986 AT QUEBEC	Dave Andreychuk unsuccessful vs. Quebec's Clint Malarchuk.
NOVEMBER 15, 1987 VS. TORONTO	Christian Ruutu unsuccessful vs. Toronto's Ken Wregget.
*APRIL 9, 1988 VS. BOSTON	John Tucker successful vs. Boston's Andy Moog.
FEBRUARY 19, 1989 VS. DETROIT	Mike Foligno unsuccessful vs. Detroit's Glen Hanlon.

* - indicates a playoff game

PENALTY SHOTS VS. SABRES

OCTOBER 20, 1971 AT TORONTO	Paul Henderson unsuccessful vs. Roger Crozier.
NOVEMBER 12, 1972 AT BUFFALO	Lowell McDonald of Pittsburgh unsuccessful vs. Roger Crozier.
MARCH 9, 1973 AT VANCOUVER	Andre Boudrias successful vs. Roger Crozier.
NOVEMBER 13, 1974 AT MONTREAL	Steve Shutt unsuccessful vs. Gary Bromley.
DECEMBER 5, 1974 AT BUFFALO	Tommy Williams of Washington unsuccessful vs. Gary Bromley.
JANUARY 23, 1975 AT BUFFALO	Pierre Jary of Detroit unsuccessful vs. Roger Crozier.
FEBRUARY 22, 1981 AT BUFFALO	Steve Shutt of Montreal unsuccessful vs. Don Edwards.
DECEMBER 17, 1981 AT PHILADELPHIA	Behn Wilson successful vs. Don Edwards.
MARCH 29, 1983 AT HARTFORD	Blaine Stoughton successful vs. Bob Sauve.
MARCH 9, 1984 AT BUFFALO	Marcel Dionne of Los Angeles successful vs. Tom Barrasso.
JANUARY 5, 1985 AT NEW YORK ISLANDERS	Bryan Trottier unsuccessful vs. Tom Barrasso.

SABRES' SHUTOUTS

GOALTENDER	OPPONENT	SCORE	DATE	PLACE
Roger Crozier	Minnesota	1-0	12-6-70	Buffalo
Joe Daley	California	3-0	2-12-71	Buffalo
Dave Dryden	Minnesota	5-0	3-14-71	Minnesota
Roger Crozier	Los Angeles	2-0	12-2-71	Buffalo
Roger Crozier	Vancouver	1-0	1-20-72	Buffalo
Roger Crozier	California	0-0	11-9-72	Buffalo
Roger Crozier	Pittsburgh	1-0	11-12-72	Buffalo
Dave Dryden	Toronto	4-0	12-17-72	Buffalo
Dave Dryden	Philadelphia	2-0	1-8-73	Buffalo
Dave Dryden	California	4-0	2-8-73	Buffalo

GOALTENDER	OPPONENT	SCORE	DATE	PLACE
Dave Dryden	St. Louis	1-0	1-13-74	Buffalo
Gary Bromley	St. Louis	2-0	10-26-74	St. Louis
Roger Crozier	Atlanta	4-0	11-17-74	Buffalo
Gary Bromley	Minnesota	5-0	12-8-74	Buffalo
Gary Bromley	Washington	4-0	12-22-74	Washington
Roger Crozier	California	4-0	1-15-75	California
Gary Bromley	Kansas City	5-0	1-19-75	Buffalo
Roger Crozier	Los Angeles	5-0	2-27-75	Buffalo
Roger Crozier	Detroit	4-0	10-9-75	Buffalo
Gerry Desjardins	Boston	4-0	11-5-75	Buffalo
Gerry Desjardins	Pittsburgh	6-0	1-11-76	Buffalo
Gerry Desjardins	Vancouver	4-0	10-20-76	Buffalo
Gerry Desjardins	St. Louis	5-0	11-10-76	Buffalo
Gerry Desjardins	Colorado	3-0	1-16-77	Buffalo
Don Edwards	Chicago	3-0	2-16-77	Buffalo
Don Edwards	Philadelphia	2-0	2-24-77	Buffalo
Don Edwards	Montreal	4-0	10-30-77	Montreal
Don Edwards	Vancouver	3-0	12-11-77	Buffalo
Don Edwards	N.Y. Rangers	2-0	2-9-78	Buffalo
Don Edwards	Los Angeles	5-0	2-16-78	Buffalo
Don Edwards	Philadelphia	4-0	2-23-78	Buffalo
Don Edwards	Toronto	1-0	10-19-78	Buffalo
Don Edwards	Washington	2-0	11-11-78	Washington
Bob Sauve	Quebec	3-0	10-27-79	Quebec
Bob Sauve	Chicago	0-0	10-31-79	Chicago
Bob Sauve	Washington	2-0	12-2-79	Buffalo
Don Edwards	Detroit	4-0	12-10-79	Buffalo
Bob Sauve	Vancouver	3-0	2-3-80	Buffalo
Don Edwards	Pittsburgh	9-0	2-7-80	Buffalo
Bob Sauve	Edmonton	2-0	10-15-80	Buffalo
Don Edwards	N.Y. Rangers	4-0	1-18-81	Buffalo
Don Edwards	Winnipeg	4-0	2-1-81	Buffalo
Don Edwards	Philadelphia	4-0	2-5-81	Philadelphia
Bob Sauve	Calgary	4-0	3-4-81	Buffalo
Bob Sauve	Quebec	0-0	2-5-83	Quebec
Tom Barrasso	Los Angeles	4-0	1-18-84	Los Angeles
Tom Barrasso	New Jersey	6-0	3-24-84	New Jersey
Tom Barrasso	Toronto	6-0	12-26-84	Buffalo
Tom Barrasso	Winnipeg	4-0	12-28-84	Buffalo
Tom Barrasso	Boston	3-0	1-10-85	Boston
Tom Barrasso	Hartford	2-0	1-19-85	Hartford
Tom Barrasso	Washington	4-0	3-2-85	Washington
Tom Barrasso	Montreal	6-0	10-16-85	Montreal
Daren Pappa	Edmonton	2-0	11-1-85	Edmonton
Tom Barrasso	Hartford	2-0	11-19-85	Hartford
Jacques Cloutier	Philadelphia	1-0	3-27-86	Philadelphia
Tom Barrasso	Montreal	0-0	10-15-86	Buffalo
Tom Barrasso	Hartford	6-0	4-5-87	Buffalo
Tom Barrasso	St. Louis	3-0	2-16-88	St. Louis
Tom Barrasso	Boston	3-0	3-6-88	Buffalo
Daren Pappa	N.Y. Islanders	3-0	11-12-88	New York
Clint Malarchuk	N.Y. Rangers	2-0	3-8-89	New York
Daren Pappa	Hartford	5-0	3-10-90	Hartford

SABRE FACT

Four people with connections to the Sabres are members of the Hockey Hall of Fame: Punch Imlach, Marcel Pronovost, Tim Horton and Gil Perreault.

YEARLY WON-LOST RECORDS OF SABRE GOALIES

YEAR	GOALIE	W	L	T	YEAR	GOALIE	W	L	T
1970-71	Roger Crozier	9	20	7	1980-81	Don Edwards	23	10	12
	Joe Daley	12	16	8		Bob Sauve	16	10	9
	Dave Dryden	3	3	0	1981-82	Jacques Cloutier	5	1	0
1971-72	Roger Crozier	13	34	14		Don Edwards	26	23	9
	Dave Dryden	3	9	5		Paul Harrison	2	1	1
1972-73	Roger Crozier	23	13	7		Bob Sauve	6	1	5
	Dave Dryden	14	13	7	1982-83	Jacques Cloutier	10	7	6
	Rocky Farr	0	1	0		Phil Myre	3	2	0
Bob Sauve	25	20	7	1983-84		Tom Barrasso	26	12	3
1973-74	Gary Bromley	3	5		3	Bob Sauve	22	13	4
	Roger Crozier	4	5	0	1984-85	Tom Barrasso	25	18	10
	Dave Dryden	23	20	8		Jacques Cloutier	0	0	1
	Rocky Farr	2	4	1	Bob Sauve	13	10	3	
1974-75	Gary Bromley	26	11	11	1985-86	Tom Barrasso	29	24	5
	Roger Crozier	17	2	1		Jacques Cloutier	5	9	1
	Gerry Desjardins	6	2	1	Daren Puppa	0	2	1	
	Rocky Farr	0	1	2	1986-87	Tom Barrasso	17	23	2
1975-76	Gary Bromley	0	1	0		Jacques Cloutier	11	19	5
	Roger Crozier	8	2	5		Daren Puppa	0	2	1
	Gerry Desjardins	29	15	11	1987-88	Tom Barrasso	25	18	8
Al Smith	9	3	2	Jacques Cloutier		4	8	2	
1976-77	Gerry Desjardins	31	12	6		Daren Puppa	8	6	1
	Don Edwards	16	7	2	1988-89	Tom Barrasso	2	7	0
	Bob Sauve	1	2	0		Jacques Cloutier	15	14	0
	Al Smith	0	3	0		Clint Malarchuk	3	1	1
1977-78	Gerry Desjardins	0	1	0	Daren Puppa	17	10	6	
	Don Edwards	38	16	17	Darcy Wakaluk	1	3	0	
	Bob Sauve	6	2	0	1989-90	Clint Malarchuk	14	11	2
1978-79	Don Edwards	26	18	9		Daren Puppa	31	16	6
	Randy Ireland	0	0	0					
	Bob Sauve	10	10	7					
1979-80	Don Edwards	27	9	12					
	Bob Sauve	20	8	4					

SABRE FACT

The following people have served as assistant coaches for the Sabres:

Roger Neilson - 1979-80	Jim Roberts - 1979-80 to 1983-84
Ron Smith - 1980-81	Nick Polano - 1981-82
Red Berenson - 1982-83 to 1983-84	Joe Crozier - 1984-85
Craig Ramsay - 1984-85 to 1986-87	Barry Smith - 1985-86 to 1988-89
Don Lever - 1987-88 to 1989-90	John Tortorella - 1989-90

SABRES' HAT TRICKS

PLAYER	OPPONENT	DATE	PLACE
Gil Perreault	California	1-29-71	California
Eddie Shack	Los Angeles	2-4-71	Buffalo
Gerry Meehan	Detroit	2-20-71	Detroit
Steve Atkinson	Minnesota	2-28-71	Buffalo
Eddie Shack	Boston	3-21-71	Boston
Eddie Shack	Pittsburgh	3-31-71	Pittsburgh
Rick Martin	Vancouver	10-30-71	Vancouver
Craig Ramsay	Minnesota	12-5-71	Buffalo
Rick Martin	California	1-2-72	Buffalo
Rick Martin (4)	Atlanta	10-22-72	Buffalo
Gerry Meehan	Minnesota	12-2-72	Minnesota
Rene Robert	Minnesota	12-2-72	Minnesota
Gerry Meehan	Chicago	12-28-72	Buffalo
Rick Martin	California	10-31-73	Buffalo
Rick Martin	NY Rangers	12-6-73	Buffalo
Rick Dudley	Detroit	12-31-73	Detroit
Jim Lorentz	Pittsburgh	1-3-74	Buffalo
Rick Martin	Minnesota	3-17-74	Buffalo
Rick Martin	St. Louis	4-7-74	Buffalo
Gil Perreault	Boston	10-10-74	Buffalo
Rene Robert	Montreal	11-13-74	Montreal
Rick Martin (4)	Washington	12-3-74	Washington
Gil Perreault	Washington	12-5-74	Buffalo
Don Luce	Washington	12-22-74	Washington
Craig Ramsay	Washington	2-21-75	Washington
Rick Martin	Toronto	3-16-75	Toronto
Gil Perreault	Toronto	3-16-75	Toronto
Danny Gare	Toronto	10-12-75	Buffalo
Rick Martin	Washington	10-19-75	Buffalo
Rick Martin	NY Rangers	10-22-75	Buffalo
Rick Martin	Minnesota	12-18-75	Buffalo
Rick Martin (4)	Washington	12-21-75	Buffalo
Fred Stanfield	Washington	12-21-75	Buffalo
Rick Martin	Montreal	1-5-76	Montreal
Gil Perreault	Vancouver	1-8-76	Buffalo
Danny Gare	California	2-1-76	California
Rick Martin	Chicago	3-4-76	Buffalo
Gil Perreault	Minnesota	3-14-76	Minnesota
Jim Lorentz	Minnesota	3-14-76	Minnesota
Rick Martin	Toronto	3-27-76	Toronto
Danny Gare	Toronto	4-4-76	Buffalo
Rick Martin	Vancouver	11-24-76	Buffalo
Rick Martin	NY Rangers	12-16-76	Buffalo
Andre Savard	Cleveland	1-9-77	Buffalo
Rene Robert	Minnesota	2-13-77	Buffalo
Rene Robert	Toronto	2-14-77	Buffalo
Jim Lorentz	Chicago	3-2-77	Buffalo
Rene Robert	St. Louis	4-3-77	Buffalo
Danny Gare	Colorado	10-20-77	Buffalo
Craig Ramsay	Colorado	10-20-77	Buffalo
Gil Perreault	St. Louis	11-6-77	Buffalo
Gil Perreault	Washington	11-19-77	Washington
Gil Perreault	Los Angeles	12-15-77	Los Angeles
Gil Perreault	Cleveland	1-12-78	Cleveland

PLAYER	OPPONENT	DATE	PLACE
Danny Gare	Cleveland	2-25-78	Cleveland
Rick Martin	St. Louis	10-28-78	St. Louis
Jerry Korab	Minnesota	11-19-78	Buffalo
Andre Savard	Minnesota	11-19-78	Buffalo
Rick Martin	Boston	3-28-79	Boston
Danny Gare	Boston	4-5-79	Boston
Jacques Richard	Colorado	4-8-79	Buffalo
Danny Gare	Winnipeg	12-31-79	Buffalo
Rick Dudley	Los Angeles	1-16-80	Los Angeles
Danny Gare	Pittsburgh	2-7-80	Buffalo
Rick Martin (4)	St. Louis	3-9-80	Buffalo
Danny Gare	Winnipeg	10-22-80	Buffalo
Rick Dudley	Pittsburgh	12-7-80	Buffalo
Gil Perreault	Quebec	1-21-81	Quebec
Andre Savard	Detroit	2-6-81	Buffalo
Ric Seiling	Washington	2-12-81	Buffalo
Danny Gare	Philadelphia	3-8-81	Buffalo
Jim Schoenfeld	Winnipeg	3-13-81	Winnipeg
Gil Perreault	Toronto	3-19-81	Buffalo
Andre Savard	Toronto	3-19-81	Buffalo
Tony McKegney	Toronto	10-23-81	Buffalo
John Van Boxmeer	NY Islanders	11-7-81	New York
Lindy Ruff	NY Islanders	11-29-81	Buffalo
Tony McKegney	Colorado	12-9-81	Buffalo
Gil Perreault	Detroit	12-12-81	Buffalo
Yvon Lambert	Toronto	1-15-82	Buffalo
Mike Foligno	Colorado	2-21-82	Buffalo
Gil Perreault	Edmonton	2-24-82	Buffalo
Gil Perreault	Washington	10-16-82	Washington
Phil Housley	Winnipeg	1-23-83	Buffalo
Paul Cyr	Boston	3-3-83	Boston
Hannu Virta	Montreal	3-19-83	Montreal
Gilles Hamel	Winnipeg	10-23-83	Buffalo
Mike Foligno	Calgary	11-13-83	Buffalo
Gil Perreault	Calgary	11-13-83	Buffalo
Real Cloutier	Quebec	12-29-83	Buffalo
Real Cloutier	Winnipeg	1-4-84	Buffalo
John Tucker	Toronto	4-1-84	Buffalo
Mike Foligno	Quebec	10-19-84	Buffalo
Sean McKenna	Boston	12-5-84	Buffalo
Gil Perreault	Calgary	2-9-85	Calgary
Gil Perreault	Quebec	11-22-85	Buffalo
Lindy Ruff (4)	Quebec	12-15-85	Buffalo
Mike Foligno	NY Islanders	12-29-85	Buffalo
Dave Andreychuk (5)	Boston	2-6-86	Boston
Wilf Paiement	St. Louis	2-26-87	Buffalo
Dave Andreychuk	Quebec	12-3-87	Buffalo
Dave Andreychuk	Montreal	1-6-88	Montreal
Phil Housley	New Jersey	1-22-88	Buffalo
Dave Andreychuk	N.Y. Islanders	2-6-88	N.Y. Islanders
Ray Sheppard	Quebec	2-21-88	Buffalo
Ray Sheppard	Vancouver	3-13-88	Vancouver
Dave Andreychuk	Pittsburgh	10-12-88	Buffalo
Adam Creighton	N.Y. Rangers	11-2-88	Buffalo
Mike Foligno	Hartford	1-31-89	Hartford
Pierre Turgeon	New Jersey	12-1-89	Buffalo
Dave Andreychuk	Detroit	3-27-90	Detroit

Players listed scored three goals unless otherwise noted.

SABRES' SEASON OPENERS

OPENER

2-1 at Pit. 10-10-70
 2-1 vs. Pit. 10-10-71
 5-3 vs. Atl. 10-8-72
 4-7 at Tor. 10-10-73
 9-5 vs. Bos. 10-10-74
 4-0 vs. Det. 10-9-75
 0-4 at Det. 10-9-76
 3-2 vs. NYL 10-13-77
 2-2 vs. NYL 10-12-78
 6-3 vs. Wsh. 10-11-79
 3-4 at Chi. 10-9-80
 5-3 vs. Wsh. 10-7-81
 4-6 vs. Que. 10-6-82
 5-3 vs. Hfd. 10-5-83
 4-3 vs. Mtl. 10-11-84
 4-5 vs. Hfd. 10-10-85
 2-3 at Wpg. 10-9-86
 2-2 vs. Min. 10-8-87
 3-2 vs. Mtl. 10-6-88
 4-3 vs. Que. 10-5-89

HOME

0-3 vs. Mtl. 10-15-70
 2-1 vs. Pit. 10-10-71
 5-3 vs. Atl. 10-8-72
 3-1 vs. Van. 10-14-73
 9-5 vs. Bos. 10-10-74
 4-0 vs. Det. 10-9-75
 3-1 vs. Mtl. 10-10-76
 3-2 vs. NYL 10-13-76
 2-2 vs. NYL 10-12-78
 6-3 vs. Wsh. 10-11-79
 3-3 vs. Hfd. 10-12-80
 5-3 vs. Wsh. 10-7-81
 4-6 vs. Que. 10-6-82
 5-3 vs. Hfd. 10-5-83
 4-3 vs. Mtl. 10-11-84
 4-5 vs. Hfd. 10-10-85
 2-4 vs. Cgy. 10-12-86
 2-2 vs. Min. 10-8-87
 3-2 vs. Mtl. 10-6-88
 4-3 vs. Que. 10-5-89

ROAD

2-1 at Pit. 10-10-70
 1-4 at STL. 10-12-71
 1-1 at Atl. 10-14-72
 4-7 at Tor. 10-10-73
 1-6 at Phi. 10-12-74
 5-3 at STL. 10-18-75
 0-4 at Det. 10-9-76
 5-2 at Tor. 10-15-77
 5-2 at Min. 10-14-78
 5-2 at NYL 10-13-79
 3-4 at Chi. 10-9-80
 0-9 at Mtl. 10-10-81
 4-6 at Que. 10-9-82
 2-9 at Det. 10-8-83
 3-4 at Tor. 10-13-84
 6-2 at Min. 10-12-85
 2-3 at Wpg. 10-9-86
 3-6 at Mtl. 10-10-87
 2-6 at Wsh. 10-8-88
 1-5 at Mtl. 10-7-89

The Sabres are 12-6-2 in opening games (11-2-2 at home and 1-4-0 on the road).
 The club is 13-4-3 in home openers and 6-13-1 in road openers.

CAREER POINT LEADERS AGAINST SABRES

NAME	TOTAL	OTHER ACTIVE PLAYERS	TOTAL
Michel Goulet	94	Bryan Trottier	58
Peter Stastny	86	Barry Pederson	52
Ray Bourque	71	Ken Linseman	51
Phil Esposito	69	Bobby Smith	50
Guy Lafleur	68	Dave Babych	48
Marcel Dionne	68	Dale Hunter	47
Larry Robinson	67	Keith Crowder	43
Ron Francis	65	Ryan Walter	43
Wayne Gretzky	64	Mark Messier	40
Jean Ratelle	61	Kevin Dineen	36
		Steve Kasper	34
		Mario Lemieux	32

SABRE FACT

The newest members of the Sabres' Hall of Fame are Gilbert Perreault, Richard Martin and Rene Robert. The "French Connection" line was elected in 1989. The players joined George "Punch" Imlach, Fred Hunt, Frank Christie, Tim Horton, Roger Crozier, Don Luce, Craig Ramsay and David Forman in the Hall.

SABRES' ALL-TIME HOME AND AWAY RECORDS

YEAR	HOME							AWAY						
	GP	W	L	T	GF	GA	PTS	GP	W	L	T	GF	GA	PTS
1970-71	39	16	13	10	119	123	42	39	8	26	5	98	168	21
1971-72	39	11	19	9	110	127	31	39	5	24	10	93	162	20
1972-73	39	30	6	3	162	80	63	39	7	21	11	95	139	25
1973-74	39	23	10	6	142	99	52	39	9	24	6	100	151	24
1974-75	40	28	6	6	199	113	62	40	21	10	9	155	127	51
1975-76	40	28	7	5	197	106	61	40	18	14	8	142	134	44
1976-77	40	27	8	5	165	101	59	40	21	16	3	136	119	45
1977-78	40	25	7	8	142	86	58	40	19	12	9	146	129	47
1978-79	40	19	13	8	150	130	46	40	17	15	8	130	133	42
1979-80	40	27	5	8	180	95	62	40	20	12	8	138	106	48
1980-81	40	21	7	12	177	111	54	40	18	13	9	150	139	45
1981-82	40	23	8	9	179	128	55	40	16	18	6	128	145	38
1982-83	40	25	7	8	189	124	58	40	13	22	5	129	161	31
1983-84	40	25	9	6	168	119	56	40	23	16	1	147	138	47
1984-85	40	23	10	7	164	116	53	40	15	18	7	126	121	37
1985-86	40	23	16	1	169	147	47	40	14	21	5	127	144	33
1986-87	40	18	18	4	153	144	40	40	10	26	4	127	164	24
1987-88	40	19	14	7	144	138	45	40	18	18	4	139	167	40
1988-89	40	25	12	3	167	141	53	40	13	23	4	124	158	30
1989-90	40	27	11	2	160	121	56	40	18	16	6	126	127	42
TOTALS	798	463	206	127	3238	2349	1053	798	303	365	128	2556	2832	739

ALL-TIME POWER PLAY AND PENALTY-KILLING

YEAR	PPA	PPG	PCT.	SHS	PPGA	PCT.	SHGF	SHGA
1970-71	298	56	18.8	302	56	81.5	5	12
1971-72	308	57	18.5	281	56	80.1	1	7
1972-73	270	52	19.2	241	35	85.5	5	5
1973-74	256	48	18.5	237	42	82.3	5	12
1974-75	303	83	27.4	326	56	82.8	17	5
1975-76	287	73	25.4	304	51	83.2	6	8
1976-77	262	60	22.9	274	38	86.1	6	7
1977-78	234	52	22.2	218	31	85.8	7	3
1978-79	267	55	20.6	258	55	78.7	9	4
1979-80	275	67	24.4	252	43	82.9	2	4
1980-81	310	73	23.5	268	44	83.6	9	10
1981-82	301	63	20.9	281	57	79.9	4	10
1982-83	311	67	21.5	274	48	82.5	12	9
1983-84	329	71	21.6	277	50	81.9	11	14
1984-85	322	76	23.6	295	52	82.4	9	5
1985-86	351	72	20.5	342	66	80.7	12	14
1986-87	364	68	18.7	355	86	75.8	5	9
1987-88	464	80	17.2	439	95	78.1	8	13
1988-89	380	78	20.5	410	86	79.0	7	12
1989-90	358	79	22.1	351	58	83.5	7	7

PPA - Power Play Attempts
PPG - Power Play Goals
SHS - Short-handed Situations

PPGA - Power Play Goals Against
SHGF - Short-handed Goals For
SHGA - Short-handed Goals Against

SABRES' MAJOR TRANSACTIONS - 1970-90

DATE	TRANSACTION	DATE	TRANSACTION
6-9-70	Selected Kevin O'Shea, Cliff Schmutz, Brian McDonald and Bill Inglis in the Inter-League Draft.	6-12-73	Lost Ray McKay to California and acquired Joe Norris from St. Louis in the Intra-League Draft.
6-9-70	Claimed Joe Daley on waivers from Pittsburgh.	6-14-73	Traded Jake Rathwell to St. Louis for Paul Curtis.
6-10-70	Selected Tom Webster, Al Hamilton, Don Marshall, Tracy Pratt, Jim Watson, Francois Lacombe, Phil Goyette, Reg Fleming, Mike McMahon, Skip Krake, Jean-Guy Lagace, Craig Cameron, Chris Evans, Doug Barrie, Gerry Meehan, Paul Terbenche, Brian Perry, Howie Menard, Rocky Farr and Gary Edwards in the NHL Expansion Draft.	12-27-73	Traded Tracy Pratt and John Gould to Vancouver for Jerry Korab.
6-10-70	Traded Tom Webster to Detroit for Roger Crozier.	1-21-74	Traded Paul Curtis to the N.Y. Rangers for Real Lemieux.
6-10-70	Purchased Ted Hodgson from the N.Y. Rangers.	3-10-74	Traded Doug Rombough to the N.Y. Islanders for Brian Spencer.
9-2-70	Purchased Floyd Smith and Brent Imlach from Toronto.	6-10-74	Lost Ron Busniuk to Detroit in Intra-League Draft.
10-2-70	Traded Craig Cameron to St. Louis for Ron Anderson.	6-12-74	Lost Paul Terbenche to Kansas City and Steve Atkinson and Randy Wyrozub to Washington in the Expansion Draft.
10-9-70	Purchased Dave Dryden from Pittsburgh.	10-14-74	Traded Gerry Meehan and Mike Robitaille to Vancouver for Jocelyn Guevremont and Bryan McSheffrey.
10-19-70	Purchased Bill Sutherland from Philadelphia.	1-27-75	Traded Norm Gratton and a third round draft choice in 1976 (Ron Zanussi) to Minnesota for Fred Stanfield.
10-19-70	Traded Bill Sutherland to St. Louis for future considerations.	3-3-75	Traded the rights to Garry Lariviere to the N.Y. Islanders for the rights to Gerry Desjardins.
11-2-70	Claimed Steve Atkinson on waivers from Boston.	10-1-75	Sold Rocky Farr to Kansas City.
11-2-70	Claimed Paul Andrea on waivers from California.	10-1-75	Traded Larry Carriere, a first round draft choice in 1976 (Greg Carroll) and cash to Atlanta for Jacques Richard.
11-3-70	Claimed Bob Baun on waivers from Detroit.	6-11-76	Traded the rights to free agent Peter McNab to Boston for the rights to free agent Andre Savard.
11-4-70	Traded Bob Baun to St. Louis for Jean-Guy Talbot and Larry Keenan.	3-3-77	Sold Roger Crozier to Washington.
11-25-70	Traded Mike McMahon to Los Angeles for Eddie Shack and Dick Duff.	9-20-77	Traded Brian Spencer to Pittsburgh for Ron Schock.
12-28-70	Lost Cliff Schmutz on waivers to Philadelphia.	2-6-79	Traded Gary McAdam to Pittsburgh for Dave Schultz.
1-24-71	Traded Jean-Guy Legace to Pittsburgh for Terry Ball.	3-12-79	Traded Jocelyn Guevremont to the N.Y. Rangers for a third round draft choice in 1979 (Jacques Cloutier) and a third round draft choice in 1980 (Sean McKenna).
5-25-71	Traded Joe Daley to Detroit for Don Luce and Mike Robitaille.	6-13-79	Lost Lee Fogolin and Ron Areshenkoff to Edmonton, Terry Martin to Quebec and Dave Given to Hartford in the Expansion Draft.
6-6-71	Selected Danny Lawson from Minnesota, Rod Zaine from Pittsburgh, Rene Robert and Ken Murray from Toronto, Ray McKay from Chicago, Tom Miller from Detroit and Hugh Harris from Montreal and lost Don Marshall to Toronto, Gary Edwards to Los Angeles and Rene Robert to Pittsburgh in Intra-League Draft.	10-5-79	Traded Rene Robert to Colorado for John Van Boxmeer.
11-16-71	Traded Larry Keenan to Philadelphia for Larry Mickey.	11-13-79	Traded Alex Tidey to Edmonton for John Gould.
12-16-71	Traded Doug Barrie and Mike Keeler to Los Angeles for Mike Byers and Larry Hillman.	3-10-80	Traded Jerry Korab to Los Angeles for a first round draft choice in 1982 (Phil Housley).
1-14-72	Traded a second round draft choice in 1972 (Larry Sacharuk) to the New York Rangers for Jim Lorentz.	10-30-80	Traded Bill Stewart to St. Louis for Bob Hess and a fourth round draft choice in 1981 (Anders Wickenberg).
3-3-72	Lost Kevin O'Shea on waivers to St. Louis.	1-12-81	Lost Rick Dudley on waivers to Winnipeg.
3-4-72	Traded Eddie Shack to Pittsburgh for Rene Robert.	3-10-81	Traded Rick Martin to Los Angeles for a third round draft choice in 1981 (Colin Chisholm) and a first round draft choice in 1983 (Tom Barrasso).
3-5-72	Traded Chris Evans to St. Louis for George Morrison and a second round draft choice in 1972 (Larry Carriere).	3-10-81	Traded Don Luce to Los Angeles for a sixth round draft choice in 1982 (Jeff Parker) and cash.
3-5-72	Sold Phil Goyette to the N.Y. Rangers.	10-5-81	Acquired Yvon Lambert from Montreal and lost Rob McClanahan to Hartford in Waiver Draft.
6-5-72	Acquired Tim Horton from Pittsburgh in Intra-League Draft.	12-2-81	Traded Jim Schoenfeld, Danny Gare and Derek Smith to Detroit for Mike Foligno, Dale McCourt and Brent Peterson.
6-6-72	Lost Tom Miller and Ken Murray to the N.Y. Islanders and Rod Zaine to Atlanta in the Expansion Draft.		
6-18-72	Purchased Rod Busniuk from Montreal.		
2-14-73	Traded Butch Deadmarsh to Atlanta for Norm Gratton.		

DATE TRANSACTION

12- 2-81 Traded Bob Sauve to Detroit for a conditional first round draft choice (Sauve was returned to the Sabres after the 1981-82 season).

2- 8-82 Acquired Paul Harrison on waivers from Pitts.

6- 9-82 Traded Alan Haworth and a third round draft choice in 1982 (Milan Novy) to Washington for a second round draft choice (Mike Anderson) and a fourth round draft choice (Timo Jutila) in 1982.

6- 9-82 Traded Don Edwards, Richie Dunn, a second round draft choice in 1982 (Rich Kromm) and a first round draft choice in 1983 (Dan Quinn) to Calgary for a first round draft choice (Paul Cyr) and second round draft choice (Jens Johansson) in 1982 and a first round draft choice (Norm Lacombe) and a second round draft choice in 1983 (John Tucker).

6- 9-82 Traded a 12th round draft choice in 1982 (Marco Callas) to Washington for a 12th round draft choice in 1983 (Kermit Salli)

6- 6-83 Traded Tony McKegney, Andre Savard, J.F. Sauve and a third round draft choice in 1983 (Iiro Jarvi) to Quebec for Real Cloutier and a first round draft choice in 1983 (Adam Creighton).

10- 3-83 Lost John Van Boxmeer to Quebec in the Waiver Draft.

12- 6-84 Traded Steve Patrick and Jim Wiemer to the N.Y. Rangers for Dave Maloney and Chris Renaud.

9- 9-85 Purchased Don Lever from New Jersey.

10- 4-85 Traded Randy Cunneyworth and Mike Moller to Pittsburgh for Pat Hughes.

10- 7-85 Lost Brent Peterson to Vancouver in the Waiver Draft.

10-15-85 Traded Bob Sauve to Chicago for a third round draft choice in 1985 (Kevin Kerr).

1-30-86 Traded Larry Playfair, Sean McKenna and Ken Baumgartner to Los Angeles for Brian Engblom and Doug Smith.

3-11-86 Traded a 12th round draft choice in 1986 (Doug Kirtton) to New Jersey for Phil Russell.

4-22-86 Traded a third round draft choice in 1987 (Ross Wilson) to Los Angeles for an eighth round draft choice in 1987 (Tim Roberts) and future considerations.

6-21-86 Traded Gilles Hamel to Winnipeg for Scott Arniel.

10- 3-86 Traded Brian Engblom to Calgary for Jim Korn.

10- 6-86 Acquired Clark Gillies from the N.Y. Islanders and Will Palement from the N.Y. Rangers while losing Pat Hughes to St. Louis and Mal Davis to Los Angeles in the Waiver Draft.

10- 7-86 Traded Ric Seiling to Detroit for future considerations.

11-19-86 Traded a second round draft choice in 1988 (Martin St. Amour) to Montreal for Tom Kurvers.

3- 6-87 Traded Norm Lacombe, the professional rights to Wayne Van Dorp and a fourth round draft choice in 1987 (Peter Eriksson) to Edmonton for Mark Napier, Lee Fogolin and a fourth round draft choice in 1987 (John Bradley).

5-22-87 Traded Jim Korn to New Jersey for Jan Ludvig.

6-13-87 Traded Tom Kurvers to New Jersey for a third round draft choice in 1987 (Andrew MacVicar) and a 10th round draft choice in 1989 (Mark Astley).

DATE TRANSACTION

10- 5-87 Acquired Ed Hospodar from Philadelphia and Kevin Maguire from Toronto and lost Dave Fenyves to Philadelphia in the Waiver Draft.

10-13-87 Traded Andy Ristau to Minnesota for a sixth round draft choice in 1988 (David Di Vita).

12-31-87 Traded Paul Cyr and a 10th round draft choice in 1988 (Eric Fenton) to the N.Y. Rangers for Mike Donnelly and a fifth round draft choice in 1988 (Alexander Mogilny).

2-11-88 Traded Steve Dykstra and a seventh round draft choice in 1989 (Davis Payne) to Edmonton for Scott Metcalfe and a ninth round draft choice in 1989 (Donald Audette).

10- 3-88 Acquired Steve Smith from Calgary and lost Doug Smith to Edmonton and Jim Hofford to Los Angeles in the Waiver Draft.

10- 3-88 Acquired Wayne Van Dorp from Pittsburgh for a seventh round draft choice in 1990 (Pat Neaton).

10-21-88 Traded Bob Logan and a ninth round draft choice in 1989 (Jim Giacini) to Los Angeles for Larry Playfair.

11-12-88 Traded Tom Barrasso and a third round draft choice in 1990 (Joe Dziedzic) to Pittsburgh for Doug Bodger and Darrin Shannon.

12-26-88 Traded Adam Creighton and future considerations to Chicago for Rick Vaive and future considerations.

2-16-89 Traded Wayne Van Dorp to Chicago for a seventh round draft choice in 1990 (Viktor Gordijuk).

3- 6-89 Traded Calle Johansson and a second round draft choice in 1989 (Byron Dafeo) to Washington for Clint Malarchuk, Grant Ledyard and a sixth round draft choice in 1991.

3- 7-89 Traded Lindy Rulf to the N.Y. Rangers for a fifth round draft choice in 1990 (Richard Smehlik).

6- 1-89 Traded Mark Ferner to Washington for Scott McCrory.

6-17-89 Traded Joe Reekie to the N.Y. Islanders for a sixth round draft choice in 1989 (Bill Pye).

9-29-89 Traded Jacques Cloutier and a sixth round draft choice in 1990 (Derek Edgerly) to Chicago for Steve Ludzik and a fifth round draft choice in 1990 (Todd Bojcun).

10- 2-89 Lost Mikael Andersson to Hartford in the Waiver Draft.

10- 4-89 Traded a fourth round draft choice in 1991 to Los Angeles for Dean Kennedy.

11-24-89 Traded Bob Halkidis and future considerations to Los Angeles for Dale DeGray and future considerations.

1- 5-90 Traded John Tucker to Washington for future considerations.

3- 5-90 Traded Kevin Maguire and a second round draft choice in 1990 (Mikael Renberg) to Philadelphia for Jay Wells and a fourth round draft choice in 1991.

6-16-90 Traded Phil Housley, Scott Arniel, Jeff Parker and a first round draft choice in 1990 (Keith Tkachuk) to Winnipeg for Dale Haverchuk and a first round draft choice in 1990 (Brad May).

7-3-90 Purchased John Tucker from the Washington Capitals.

7-9-90 Traded Ray Sheppard to the N.Y. Rangers for cash and future considerations.

SABRES' ALL-TIME ANNOUNCED ATTENDANCE

YEAR	GP	ATTENDANCE	AVERAGE
1970-71	39	379,121	9,721
1971-72	39	597,622	15,324
1972-73	39	609,570	15,632
1973-74	39	611,052	15,668
1974-75	40	626,720	15,668
1975-76	40	657,320	16,433
1976-77	40	657,320	16,433
1977-78	40	657,320	16,433
1978-79	40	657,320	16,433
1979-80	40	657,320	16,433
1980-81	40	657,320	16,433
1981-82	40	619,400	15,585
1982-83	40	515,766	12,894
1983-84	40	566,562	14,164
1984-85	40	613,441	15,336
1985-86	40	587,635	14,691
1986-87	40	527,241	13,181
1987-88	40	571,088	14,277
1988-89	40	572,648	14,316
1989-90	40	634,692	15,867

Tabulation methods have changed over the years.

SABRES' ATTENDANCE BY MONTH

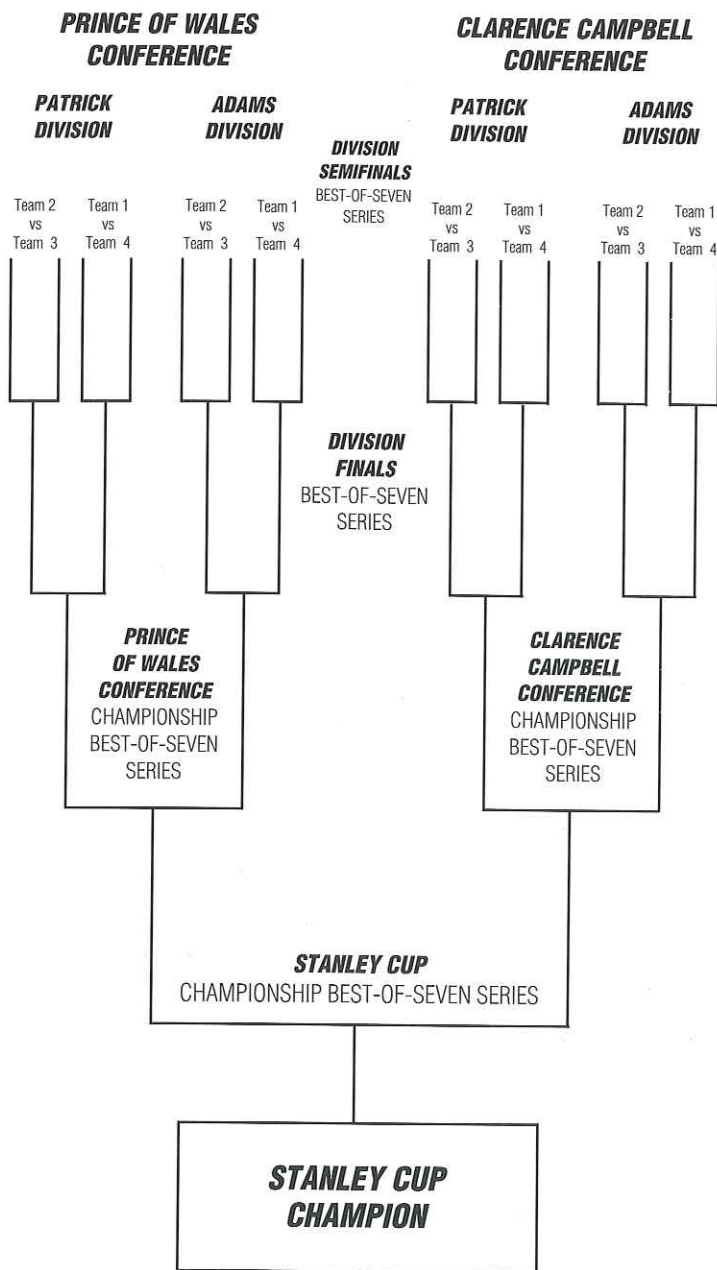
MONTH	1988-89		1989-90	
	AVERAGE	SELLOUTS	AVERAGE	SELLOUTS
October	13,628	1	13,760	0
November	12,901	0	15,781	3
December	14,351	2	16,123	6
January	14,049	1	16,433	5
February	14,720	2	16,356	6
March/April	15,710	5	16,433	8

SABRES' ATTENDANCE BY DAY OF THE WEEK

DAY	1988-89				1989-90			
	GP	TOTAL	AVE.	SRO	GP	TOTAL	AVERAGE	SRO
Sunday	12	169,589	14,132	2	18	284,181	15,788	11
Monday	2	28,347	14,174	1	0	0	0	0
Tuesday	1	16,433	16,433	1	1	16,433	16,433	1
Wednesday	12	158,900	13,242	2	6	98,056	16,343	5
Thursday	3	45,415	15,138	2	2	30,901	15,451	1
Friday	9	140,034	15,559	3	13	205,124	15,779	10
Saturday	1	14,530	14,530	0	0	0	0	0

Tabulation methods were changed in November, 1989.

ROAD TO THE STANLEY CUP



MEDIA INFORMATION

Requests for information should be directed to the Sabres' Public Relations Department, Buffalo Sabres, Memorial Auditorium, 140 Main St., Buffalo, NY 14202. The phone number is (716) 856-7300.

Season passes are available only to those media members who report on the team on a regular basis. Those who need media credentials for an individual game should contact Budd Bailey before 5 p.m. the day before a game, and by 5 p.m. on Friday before a Sunday game. Press box seats will be filled on a space-available basis.

The media entrance to Memorial Auditorium during Sabres' games is located on the Pearl Street side of the building at street level. Pearl St. runs along the west side of the Aud. There is no media parking area.

Press credentials can be picked up before 5 p.m. on game days from the public relations department. After the start of the game, credentials will be held at the main office for late-arriving media members.

The Sabres' press lounge opens two hours before game time, and it is located on the west side of the Auditorium between the second and third level. To reach the press box, take escalators on the west side of the building to the fifth and highest level. The entrance ramp is about 25 feet beyond and a few steps below the end of the escalator. Credentials should be displayed for admission to the press box, press lounge and dressing room areas. Those who do not have their passes clearly visible may be asked by the press box attendant to correctly answer 10 questions on the Buffalo Braves, Stallions and Royals.

A limited amount of credit card phones are available for use, as well as one pay phone.

Most practices will be held at Sabreland, the Sabres' practice facility on Niagara Falls Boulevard in Wheatfield. Practices are open to the media, and reporters should contact the public relations department to verify times or receive directions to the facility.

DIRECTIONS TO MEMORIAL AUDITORIUM

Memorial Auditorium is at the intersection of Main and Terrace Streets in downtown Buffalo. Visitors to the city can come to the Aud by traveling on Interstate 190 and using the Elm Street exit. Take a left on Seneca Street, then take a left on Pearl Street. There are several parking lots in that area. For more detailed information, contact the Sabres at (716) 856-7300 or (800) 333-PUCK.

PRESS BOX STAFF

OUT OF TOWN SCOREBOARD - Gerry Magill

PRESS BOX USHER - Shawn Ryan

PRESS LOUNGE - Dick and Debbie Abrahamson

NHL STATISTICAL CORRESPONDANT - Bruce Wawrzyniak

ASSISTANTS - Mary C. Smith, Peter Appler, Bill Kaminska, Pat Murray, Paul Hamilton, Bob Dzimian, Frank Tobias.

SABRES' PRONUNCIATION GUIDE

Andreychuk - AND-reh-chuck
 Audette - awe-DETT
 Baseggio - bah-SEE-gee-oh
 de Carle - dee CARL
 Foligno - foh-LEE-noh
 Guay - GAY
 Krupp - OO-vay KROOP
 Loewen - LOW-en
 Malarchuk - mah-LAR-chuck

Mogilny - moh-GEEL-nee
 Puppa - POO-pah
 Ruuttu - ROO-too
 Snuggerud - SNUG-ger-ood
 Tkachuk - ta-CHOOK
 Turgeon - TUR-zheon
 Vaive - VYVE (rhymes with hive)
 Wakaluk - WAUK-ah-luk

NHL DIRECTORY

BOSTON BRUINS

Boston Garden
150 Causeway St.
Boston, Mass. 02114
(617) 227-3206

CALGARY FLAMES

The Olympic Saddledome
P.O. Box 1540 - Station M
Calgary, Alta. T2P 3B9
(403) 261-0475

CHICAGO BLACKHAWKS

Chicago Stadium
1800 W. Madison St.
Chicago, Ill. 60612
(312) 733-5300

DETROIT RED WINGS

Joe Louis Sports Arena
600 Civic Center Dr.
Detroit, Mich. 48226
(313) 567-7333

EDMONTON OILERS

Northlands Coliseum
7424 - 118 Ave.
Edmonton, Alta. T5B 4M9
(403) 474-8561

HARTFORD WHALERS

Hartford Civic Center Coliseum
242 Trumbull St.
Hartford, Conn. 06103
(203) 728-3366

LOS ANGELES KINGS

The Forum
3900 W. Manchester Blvd.
Inglewood, Calif. 90306
(213) 674-6000

MINNESOTA NORTH STARS

Metropolitan Sports Center
7901 Cedar Avenue South
Bloomington, Minn. 55420
(612) 853-9333

MONTREAL CANADIENS

Montreal Forum
2313 St. Catherine St.
Montreal, Que. H3H 1N2
(514) 932-2582

NEW JERSEY DEVILS

Byrne Meadowlands Arena
P.O. Box 504
East Rutherford, N.J. 07073
(201) 935-6050

NEW YORK ISLANDERS

Nassau Coliseum
Uniondale, NY 11553
(516) 794-4100

NEW YORK RANGERS

Madison Square Garden
4 Pennsylvania Plaza
New York, NY 10001
(212) 563-8000

PHILADELPHIA FLYERS

The Spectrum
Pattison Place
Philadelphia, PA 19148
(215) 465-4500

PITTSBURGH PENGUINS

Civic Arena
Pittsburgh, PA 15219
(412) 642-1800

QUEBEC NORDIQUES

Quebec Coliseum
2205 Ave. du Colisee
Quebec, Quebec G1L 4W7
(418) 529-8441

ST. LOUIS BLUES

St. Louis Arena
5700 Oakland Ave.
St. Louis, MO 63110
(314) 781-5300

TORONTO MAPLE LEAFS

Maple Leaf Gardens
60 Carlton St.
Toronto, Ontario M5B 1L1
(416) 977-1641

VANCOUVER CANUCKS

Pacific Coliseum
100 North Renfrew St.
Vancouver, B.C. V5K 3N7
(604) 254-5141

WASHINGTON CAPITALS

Capital Centre
Landover, MD 20785
(301) 386-7000

WINNIPEG JETS

Winnipeg Arena
15 - 1430 Maroons Road
Winnipeg, Manitoba R3G 0L5
(204) 772-9491

NHL - MONTREAL

1155 Metcalfe St. - Suite 960
Montreal, Quebec H3B 2W2
(514) 871-9220

NHL - NEW YORK

500 Fifth Ave. - 34th Floor
New York, NY 10110
(212) 398-1100

NHL NOTES OF INTEREST

ENTRY DRAFT: It will be held on June 22, 1991 in Buffalo as part of the Annual NHL Congress. To be eligible, a player must be at least 18 years old by September 15 of that draft year, and not older than 20 by September 15 of that draft year. Starting in 1987, 18-year-old players were allowed to be selected only in the first three rounds of the draft. A drafted player must be made an offer by the next draft, or he may be eligible to be drafted again. There is no maximum age for players in Europe, who must be drafted before they can sign with an NHL team.

GOALS-AGAINST AVERAGE: To calculate for a player or team, divide goals against by minutes played and multiply by 60.

GOALS-FOR AVERAGE: To calculate for a goalie, divide goals scored by his team while he played by minutes played and multiply by 60.

PLUS-MINUS RATING: A player received a "plus-one" when he is on the ice for an even-strength or short-handed goal by his team. He receives a "minus-one" when he is on the ice for an even-strength or short-handed goal by the other team. The overall season rating is determined by totaling all of the pluses and minuses for the season.

POWER PLAY RANKINGS: When a team scores during a five minute power play situation, it is considered that a new situation is about to begin. Therefore, if a team scores one power play goal in five minutes it is considered one for two in the official league rankings. If it scores two goals in that time, it is considered two for three. If a team has a two man advantage, it is considered to be two separate power-play opportunities for statistical purposes.

ROOKIE: In order to be considered a rookie, a player must not have played in 25 or more NHL games in any preceding season, nor in six or more NHL games in each of any two preceding seasons.

SAVE PERCENTAGE: To calculate for a player or team, subtract goals-against from shots-against, then divide that figure (saves) by shots against.

SHOTS AGAINST AVERAGE: To calculate for a player or team, divide shots against by minutes played and multiply by 60.

SUPPLEMENTAL DRAFT: It will be held at the NHL Congress sometime before the Entry Draft. To be eligible, a player must be 21 or older, never have been claimed in an Entry Draft, never have played professionally and must have played for at least one season in college in North America when he was 18, 19, or 20. Free agents eligible for the Supplemental Draft can not play in the NHL unless they were selected in the Supplemental Draft and signed to a contract before the start of the regular season.

TIE-BREAKERS IN THE STANDINGS: According to the NHL, the following is the official method of determining which team is higher in the standings if two or more clubs have the same number of points:

1. Overall wins.
2. Points in head-to-head competition.
3. Overall goals scored minus overall goals allowed.
4. Special emergency meeting or conference call of general managers.

There is no provision for a coin flip. The same procedure is used for determining the order of the Entry Draft.

TRADING DEADLINE: The deadline is the 26th day preceding the final day of the NHL regular season. The date also marks the last day for loans and recalls from minor league teams except in emergency (usually injury-related) situations.

At Merchant's, we're dedicated to a better Western New York.


One of the organizations that helps to make our community a better place to live is the Buffalo Sabres. From one 'Team' to another, best wishes for a very successful season.

"The only name you need to know in insurance..."

MERCHANTS INSURANCE GROUP
250 Main Street, Buffalo, New York 14202
716-849-3333



THE PLAYOFFS



ALL-TIME SABRE PLAYOFF RESULTS

Date	Score	Location	
April 4, 1973 April 5, 1973 April 7, 1973 April 8, 1973 April 10, 1973 April 12, 1973	Montreal 2, Buffalo 1 Montreal 7, Buffalo 3 Montreal 5, Buffalo 2 Buffalo 5, Montreal 1 Buffalo 3, Montreal 2 OT Montreal 4, Buffalo 2	Montreal Montreal Montreal Buffalo Montreal Buffalo	MONTREAL WINS SERIES 4 GAMES TO 2
April 13, 1975 April 15, 1975 April 17, 1975 April 20, 1975 April 22, 1975	Buffalo 4, Chicago 1 Buffalo 3, Chicago 1 Chicago 5, Buffalo 4 OT Buffalo 6, Chicago 2 Buffalo 3, Chicago 1	Buffalo Buffalo Chicago Chicago Buffalo	BUFFALO WINS SERIES 4 GAMES TO 1
April 27, 1975 April 29, 1975 May 1, 1975 May 3, 1975 May 6, 1975 May 8, 1975	Buffalo 6, Montreal 5 OT Buffalo 4, Montreal 2 Montreal 7, Buffalo 0 Montreal 8, Buffalo 2 Buffalo 5, Montreal 4 OT Buffalo 4, Montreal 3	Buffalo Buffalo Montreal Montreal Buffalo Montreal	BUFFALO WINS SERIES 4 GAMES TO 2
May 15, 1975 May 18, 1975 May 20, 1975 May 22, 1975 May 25, 1975 May 27, 1975	Philadelphia 4, Buffalo 1 Philadelphia 2, Buffalo 1 Buffalo 5, Philadelphia 4 OT Buffalo 4, Philadelphia 2 Philadelphia 5, Buffalo 1 Philadelphia 2, Buffalo 0	Philadelphia Philadelphia Buffalo Buffalo Philadelphia Buffalo	PHILADELPHIA WINS SERIES 4 GAMES TO 2
April 6, 1976 April 8, 1976 April 9, 1976	St. Louis 5, Buffalo 2 Buffalo 3, St. Louis 2 OT Buffalo 2, St. Louis 1 OT	St. Louis Buffalo Buffalo	BUFFALO WINS SERIES 2 GAMES TO 1
April 11, 1976 April 13, 1976 April 15, 1976 April 17, 1976 April 20, 1976 April 22, 1976	Buffalo 5, N.Y. Islanders 3 Buffalo 3, N.Y. Islanders 2 OT N.Y. Islanders 5, Buffalo 3 N.Y. Islanders 4, Buffalo 2 N.Y. Islanders 4, Buffalo 2 N.Y. Islanders 3, Buffalo 2	Buffalo Buffalo N.Y. Islanders N.Y. Islanders Buffalo N.Y. Islanders	N.Y. ISLANDERS WIN SERIES 4 GAMES TO 2
April 5, 1977 April 7, 1977	Buffalo 4, Minnesota 2 Buffalo 7, Minnesota 1	Buffalo Minnesota	BUFFALO WINS SERIES 2 GAMES TO 0
April 11, 1977 April 13, 1977 April 15, 1977 April 17, 1977	N.Y. Islanders 4, Buffalo 2 N.Y. Islanders 4, Buffalo 2 N.Y. Islanders 4, Buffalo 3 N.Y. Islanders 4, Buffalo 3	N.Y. Islanders N.Y. Islanders Buffalo Buffalo	N.Y. ISLANDERS WIN SERIES 4 GAMES TO 0
April 11, 1978 April 13, 1978 April 15, 1978	Buffalo 4, N.Y. Rangers 1 N.Y. Rangers 4, Buffalo 3 (OT) Buffalo 4, N.Y. Rangers 1	Buffalo N.Y. Rangers Buffalo	BUFFALO WINS SERIES 2 GAMES TO 1
April 17, 1978 April 19, 1978 April 22, 1978 April 23, 1978 April 25, 1978	Philadelphia 4, Buffalo 1 Philadelphia 3, Buffalo 2 Buffalo 4, Philadelphia 1 Philadelphia 4, Buffalo 2 Philadelphia 4, Buffalo 2	Philadelphia Philadelphia Buffalo Buffalo Philadelphia	PHILADELPHIA WINS SERIES 4 GAMES TO 1
April 10, 1979 April 12, 1979 April 14, 1979	Pittsburgh 4, Buffalo 3 Buffalo 3, Pittsburgh 1 Pittsburgh 4, Buffalo 3 OT	Buffalo Pittsburgh Buffalo	PITTSBURGH WINS SERIES 2 GAMES TO 1
April 8, 1980 April 9, 1980 April 11, 1980 April 12, 1980	Buffalo 2, Vancouver 1 Buffalo 6, Vancouver 0 Vancouver 5, Buffalo 4 Buffalo 3, Vancouver 1	Buffalo Buffalo Vancouver Vancouver	BUFFALO WINS SERIES 3 GAMES TO 1

April 16, 1980 April 17, 1980 April 19, 1980 April 20, 1980	Buffalo 5, Chicago 0 Buffalo 6, Chicago 4 Buffalo 2, Chicago 1 Buffalo 3, Chicago 2	Buffalo Buffalo Chicago Chicago	BUFFALO WINS SERIES 4 GAMES TO 0
April 29, 1980 May 1, 1980 May 3, 1980 May 6, 1980 May 8, 1980 May 10, 1980	N.Y. Islanders 4, Buffalo 1 N.Y. Islanders 2, Buffalo 1 OT N.Y. Islanders 7, Buffalo 4 Buffalo 7, N.Y. Islanders 4 Buffalo 2, N.Y. Islanders 0 N.Y. Islanders 5, Buffalo 2	Buffalo Buffalo N.Y. Islanders N.Y. Islanders Buffalo N.Y. Islanders	N.Y. ISLANDERS WIN SERIES 4 GAMES TO 2
April 8, 1981 April 9, 1981 April 11, 1981	Buffalo 3, Vancouver 2 OT Buffalo 5, Vancouver 2 Buffalo 5, Vancouver 3	Buffalo Buffalo Vancouver	BUFFALO WINS SERIES 3 GAMES TO 0
April 16, 1981 April 17, 1981 April 19, 1981 April 20, 1981 April 22, 1981	Minnesota 4, Buffalo 3 OT Minnesota 5, Buffalo 2 Minnesota 6, Buffalo 4 Buffalo 5, Minnesota 4 OT Minnesota 4, Buffalo 3	Buffalo Buffalo Minnesota Minnesota Buffalo	MINNESOTA WINS SERIES 4 GAMES TO 1
April 7, 1982 April 8, 1982 April 10, 1982 April 11, 1982	Boston 3, Buffalo 1 Boston 7, Buffalo 3 Buffalo 5, Boston 2 Boston 5, Buffalo 2	Boston Boston Buffalo Buffalo	BOSTON WINS SERIES 3 GAMES TO 1
April 6, 1983 April 7, 1983 April 9, 1983	Buffalo 1, Montreal 0 Buffalo 3, Montreal 0 Buffalo 4, Montreal 2	Montreal Montreal Buffalo	BUFFALO WINS SERIES 3 GAMES TO 0
April 14, 1983 April 15, 1983 April 17, 1983 April 18, 1983 April 20, 1983 April 22, 1983 April 24, 1983	Buffalo 7, Boston 4 Boston 5, Buffalo 3 Buffalo 4, Boston 3 Boston 6, Buffalo 2 Boston 9, Buffalo 0 Buffalo 5, Boston 3 Boston 3, Buffalo 2 OT	Boston Boston Buffalo Buffalo Boston Buffalo Boston	BOSTON WINS SERIES 4 GAMES TO 3
April 4, 1984 April 5, 1984 April 7, 1984	Quebec 3, Buffalo 2 Quebec 6, Buffalo 2 Quebec 4, Buffalo 1	Buffalo Buffalo Quebec	QUEBEC WINS SERIES 3 GAMES TO 0
April 10, 1985 April 11, 1985 April 13, 1985 April 14, 1985 April 16, 1985	Quebec 5, Buffalo 2 Quebec 3, Buffalo 2 Buffalo 6, Quebec 4 Buffalo 7, Quebec 4 Quebec 6, Buffalo 5	Quebec Quebec Buffalo Buffalo Quebec	QUEBEC WINS SERIES 3 GAMES TO 2
April 6, 1988 April 7, 1988 April 9, 1988 April 10, 1988 April 12, 1988 April 14, 1988	Boston 7, Buffalo 3 Boston 4, Buffalo 1 Buffalo 6, Boston 2 Buffalo 6, Boston 5 OT Boston 5, Buffalo 4 Boston 5, Buffalo 2	Boston Boston Buffalo Buffalo Boston Buffalo	BOSTON WINS SERIES 4 GAMES TO 2
April 5, 1989 April 6, 1989 April 8, 1989 April 9, 1989 April 11, 1989	Buffalo 6, Boston 0 Boston 5, Buffalo 3 Boston 4, Buffalo 2 Boston 3, Buffalo 2 Boston 4, Buffalo 1	Boston Boston Buffalo Buffalo Boston	BOSTON WINS SERIES 4 GAMES TO 1
April 5, 1990 April 7, 1990 April 9, 1990 April 11, 1990 April 13, 1990 April 15, 1990	Buffalo 4, Montreal 1 Montreal 3, Buffalo 0 Montreal 2, Buffalo 1 OT Buffalo 4, Montreal 2 Montreal 4, Buffalo 2 Montreal 5, Buffalo 2	Buffalo Buffalo Montreal Montreal Buffalo Montreal	MONTREAL WINS SERIES 4 GAMES TO 2



1990 PLAYOFFS BUFFALO VS. MONTREAL



1989-90 SUMMARY:

	GP	W	L	GF	GA	PIM
Buffalo	6	2	4	13	17	124
Montreal	6	4	2	17	13	141

AT BUFFALO

Apr. 5 - Buffalo 4 Montreal 1
Apr. 7 - Montreal 3 Buffalo 0
Apr. 13 - Montreal 4 Buffalo 2

AT MONTREAL

Apr. 9 - Montreal 2 Buffalo 1 OT
Apr. 11 - Buffalo 4 Montreal 2
Apr. 15 - Montreal 5 Buffalo 2

INDIVIDUAL SCORING LEADERS

BUFFALO	GP	G	A	PTS	PIM	MONTREAL	GP	G	A	PTS	PIM
Andreychuk	6	2	5	7	2	Carbonneau	6	0	3	3	2
Arniel	5	1	0	1	4	Corson	6	1	5	6	10
Audette	2	0	0	0	0	Courtнал	6	3	0	3	4
Bodger	6	1	5	6	6	Daigneault	6	0	0	0	0
Corkum	5	1	0	1	4	E. Desjardins	1	0	0	0	0
Foligno	6	0	1	1	12	Dufresne	6	0	1	1	10
Hartman	6	0	0	0	18	Ewen	6	0	0	0	2
Hogue	3	0	0	0	10	Gilchrist	3	1	0	1	0
Housley	6	1	4	5	4	Keane	6	0	0	0	2
Kennedy	6	1	1	2	12	Lefebvre	5	0	0	0	2
Krupp	6	0	0	0	4	C. Lemieux	6	1	2	3	32
Mogilny	4	0	1	1	2	Ludwig	6	0	1	1	12
Priestlay	5	0	0	0	8	McPhee	6	0	1	1	14
Puppa	6	0	0	0	0	Naslund	3	1	1	2	0
Ramsey	6	0	1	1	8	Richer	6	5	2	7	2
Ruutu	6	0	0	0	4	Roy	6	0	0	0	0
Shannon	6	0	1	1	4	Schneider	6	1	1	2	31
Snuggerud	6	0	0	0	2	Skrudland	6	3	2	5	16
Turgeon	6	2	4	6	2	Smith	6	1	3	4	2
Vaive	6	4	2	6	6	Svoboda	6	0	4	4	0
Wells	6	0	0	0	12	Walter	6	0	0	0	0

GWG: Turgeon, Vaive

PPG: Andreychuk, Vaive (4), Housley

SHG: None

GWG: Richer, Skrudland, Lemieux, Naslund

PPG: Richer, Schneider

SHG: None

GOALTENDING

BUFFALO	GP	MIN	GA	EN	SO	AVG.	W-L	MONTREAL	GP	MIN	GA	EN	SO	AVG.	W-L
Puppa	6	370	15	2	0	2.43	2-4	Roy	6	371	13	0	1	2.10	4-2

GOALS BY PERIOD	1	2	3	OT	TOT	SHOTS ON GOAL	1	2	3	OT	TOT
Buffalo	3	7	3	0	13	Buffalo	54	56	52	6	168
Montreal	4	7	5	1	17	Montreal	64	61	61	6	192

SABRES' ALL-TIME PLAYOFF SCORING

PLAYER	GP	G	A	PTS	PIM
Shawn Anderson	5	0	1	1	4
Mikael Andersson	1	1	0	1	0
Dave Andreychuk	28	9	15	24	12
Scott Arniel	16	2	1	3	13
Donald Audette	2	0	0	0	0
Tom Barrasso	12	0	0	0	9
Doug Bodger	11	2	6	8	17
Ken Breitenbach	8	0	1	1	4
Larry Carriere	23	0	3	3	40
Jacques Cloutier	4	0	0	0	0
Real Cloutier	2	0	0	0	0
Bob Corkum	5	1	0	1	4
Roger Crozier	9	0	1	1	2
Paul Cyr	18	3	6	9	21
Mal Davis	7	1	0	1	0
Gerry Desjardins	25	0	0	0	4
Michel Deziel	1	0	0	0	0
Dave Dryden	2	0	0	0	0
Rick Dudley	25	7	2	9	69
Richie Dunn	27	2	14	16	16
Don Edwards	31	0	0	0	7
Dave Fenyyes	11	0	0	0	9
Lee Fogolin	30	0	6	6	58
Mike Foligno	39	13	11	24	143
Danny Gare	57	23	21	44	147
Clark Gillies	5	0	1	1	25
Norm Gratton	6	0	1	1	2
Jocelyn Guevremont	40	4	17	21	18
Bill Hajt	80	2	16	18	70
Bob Halkidis	8	0	0	0	41
Gilles Hamel	18	2	5	7	8
Hugh Harris	3	0	0	0	0
Paul Harrison	1	0	0	0	0
Mike Hartman	17	0	0	0	87
Alan Haworth	10	4	5	9	4
Larry Hillman	6	0	0	0	8
Benoit Hogue	8	0	0	0	27
Tim Horton	6	0	1	1	4
Phil Housley	35	10	17	27	22
Val James	3	0	0	0	0
Calle Johansson	6	0	1	1	0
Dean Kennedy	6	1	1	2	12
Jerry Korab	46	7	14	21	69
Joe Kowal	2	0	0	0	0
Uwe Krupp	17	0	1	1	23
Yvon Lambert	4	3	0	3	2
Grant Ledyard	5	1	2	3	2
Jim Lorentz	35	11	9	20	22
Don Luce	62	17	19	36	46
Kevin Maguire	10	0	0	0	86
Clint Malarchuk	1	0	0	0	2
Dave Maloney	1	0	0	0	0
Rick Martin	62	24	29	53	74
Terry Martin	11	2	2	4	10
Gary McAdam	15	3	2	5	7
Rob McClanahan	15	0	2	2	17
Dale McCourt	14	5	5	10	4
Paul McIntosh	2	0	0	0	7
Tony McKegney	38	11	9	20	10
Sean McKenna	8	1	1	2	2

PLAYER	GP	G	A	PTS	PIM
Peter McNab	25	2	6	8	4
Gerry Meehan	6	0	1	1	0
Larry Mickey	6	1	0	1	5
Alexander Mogilny	4	0	1	1	2
Mike Moller	3	0	1	1	0
Bob Mongrain	11	1	2	3	2
Phil Myre	1	0	0	0	0
Mark Napier	9	1	3	4	0
Gates Orlando	5	0	4	4	14
Jeff Parker	5	0	0	0	26

Steve Patrick	8	0	1	1	6
Gil Perreault	90	33	70	103	44
Brent Peterson	22	2	3	5	50
Larry Playfair	40	0	6	6	97
Tracy Pratt	6	0	0	0	6
Ken Priestlay	14	0	0	0	21
Daren Puppa	3	0	0	0	0
Craig Ramsay	89	17	31	48	27
Mike Ramsey	60	7	16	23	138
Joe Reekie	2	0	0	0	4

Jacques Richard	12	2	1	3	7
Rene Robert	47	22	17	39	71
Mike Robitaille	6	0	0	0	0
Lindy Ruff	42	11	10	21	164
Christian Ruutu	14	2	5	7	8
Bob Sauve	22	0	0	0	2
Jean Francois Sauve	7	2	2	4	0
Andre Savard	45	5	11	16	40
Ron Schock	2	0	0	0	0
Jim Schoenfeld	75	3	13	16	151

Dave Schultz	3	0	2	2	4
Ric Seiling	55	14	14	28	31
Darrin Shannon	8	0	1	1	4
Ray Sheppard	7	1	2	3	2
Al Smith	1	0	0	0	0
Derek Smith	30	9	14	23	13
Doug Smith	1	0	0	0	0
Dave Snuggerud	6	0	0	0	2
Brian Spencer	30	1	4	5	12
Bill Stewart	9	0	3	3	0

Paul Terbenche	6	0	0	0	0
Alex Tidey	2	0	0	0	0
John Tucker	17	9	11	20	18
Pierre Turgeon	17	9	12	21	8
John Van Boxmeer	35	5	14	19	35
Rick Vaive	11	6	3	9	14
Hannu Virta	17	1	3	4	6
Jay Wells	6	0	0	0	12
Jim Wiemer	1	0	0	0	0

SABRES' ALL-TIME PLAYOFF GOALTENDING STATISTICS

PLAYER	GP	MIN	GA	EN	SO	AVG.	W	L
Paul Harrison	1	26	1	0	0	2.31	0	0
Jacques Cloutier	4	238	10	1	1	2.52	1	3
Roger Crozier	9	541	25	1	0	2.77	5	4
Bob Sauve	23	1268	59	1	4	2.79	13	9
Daren Puppa	9	512	26	2	0	3.05	3	5
Don Edwards	31	1859	98	3	1	3.16	13	18
Gerry Desjardins	25	1382	75	1	0	3.25	11	11
Al Smith	1	17	1	0	0	3.53	0	0
Tom Barrasso	12	663	46	1	0	4.16	3	8
Dave Dryden	2	120	9	0	0	4.50	0	2
Clint Malarchuk	1	59	5	0	0	5.08	0	1
Phil Myre	1	57	7	0	0	7.37	0	0

SABRES' TEAM PLAYOFF RECORDS ONE PLAYOFF YEAR

MOST WINS: 10 - 1975 (17 games)
FEWEST WINS: 0 - 1984 (3 games)
MOST LOSSES: 7 - 1975 (17 games)
FEWEST LOSSES: 2 - 1979 (3 games)

MOST GOALS FOR: 53 - 1975 (17 games)
FEWEST GOALS FOR: 5 - 1984 (3 games)
MOST GOALS AGAINST: 58 - 1975 (17 games)
FEWEST GOALS AGAINST: 9 - 1979 (3 games)

MOST SHUTOUTS FOR: 3 - 1980 (14 games)
MOST SHUTOUTS AGAINST: 1 - 1975, 1980, 1990
MOST OVERTIME GAMES: 4 - 1975 (17 games)
LONGEST WINNING STREAK:
 5 - Apr. 12, 16, 17, 19 & 20, 1980

LONGEST LOSING STREAK: 4 - April 11, 13, 15 & 17, 1977
 April 15, 17, 20 & 22, 1976; April 6, 8, 9 & 11, 1989
MOST POWER PLAY GOALS: 17 - 1980 (14 games)
MOST POWER PLAY GOALS AGAINST: 14 - 1975 (17 games)
MOST SHORT-HANDED GOALS:

2 - 1975 (17 games); 1989 (5 games)
MOST SHORT-HANDED GOALS AGAINST:
 3 - 1988 (6 games); 1980 (14 games)

MOST SHOTS ON GOAL: 532 - 1975 (17 games)
FEWEST SHOTS ON GOAL: 83 - 1984 (3 games)
MOST SHOTS ON GOAL AGAINST: 459 - 1975 (17 games)
FEWEST SHOTS ON GOAL AGAINST: 73 - 1984 (3 games)
MOST PENALTY MINUTES: 286 - 1988 (6 games)
MOST OPPONENTS' PENALTY MINUTES: 308 - 1988 (6 games)

ONE GAME ONLY

MOST GOALS: 7 - vs. Quebec, Apr. 14, 1985; at Boston, Apr. 14, 1983; at N.Y. Islanders, May 6, 1980; at Minnesota, Apr. 7, 1977

MOST GOALS AGAINST: 9 - at Boston, Apr. 20, 1983

MOST GOALS, BUFFALO AND OPPONENT: 11 - at Quebec, Apr. 16, 1985 (6-5 loss); vs. Quebec, Apr. 14, 1985 (7-4 win); at Boston, Apr. 14, 1983 (7-4 win); at N.Y. Islanders, May 6, 1980 (7-4 win); at N.Y. Islanders, May 3, 1980 (7-4 loss); vs. Montreal, Apr. 27, 1975 (6-5 win)

MOST GOALS, ONE PERIOD: 5 - Third period vs. Quebec, Apr. 14, 1985; third period vs. Quebec, Apr. 13, 1985; third period vs. Chicago, Apr. 20, 1975.

GREATEST WINNING MARGIN: 6 - 6-0 vs. Vancouver in 1980; 7-1 vs. Minnesota in 1977; 6-0 vs. Boston in 1989
GREATEST LOSING MARGIN: 9 - 9-0 at Boston in 1983

MOST SHOTS ON GOAL: 57 - vs. St. Louis, Apr. 8, 1976

FEWEST SHOTS ON GOAL: 15 - vs. N.Y. Islanders, May 8, 1980

MOST SHOTS ON GOAL AGAINST: 50 - at Minnesota, Apr. 20, 1981

FEWEST SHOTS ON GOAL AGAINST: 14 - by Chicago, Apr. 22, 1975

MOST PENALTY MINUTES: 121 - vs. Boston, Apr. 9, 1988

MOST PENALTY MINUTES BY OPPONENT: 105 - vs. Boston, Apr. 9, 1988

MOST PENALTY MINUTES, BUFFALO AND OPPONENT: 226 - vs. Boston, Apr. 9, 1988

FASTEST TWO GOALS, ONE PLAYER: :27 - Pierre Turgeon at Boston, Apr. 6, 1989.

FASTEST TWO GOALS AGAINST, ONE PLAYER: :27 - Guy Lafleur of Montreal, May 1, 1975

FASTEST THREE GOALS, ONE PLAYER: 12:37 - Dave Andreychuk vs. Quebec, Apr. 14, 1985.

FASTEST THREE GOALS AGAINST, ONE PLAYER: 13:40 - Barry Pederson of Boston, Apr. 8, 1982

FASTEST TWO GOALS: :14 - Mike Foligno & Sean McKenna vs. Quebec, Apr. 5, 1984

FASTEST TWO GOALS AGAINST: :16 - Peter Mahovlich & Murray Wilson of Montreal, Apr. 8, 1973.

FASTEST THREE GOALS: 2:15 - Mike Foligno and Pierre Turgeon (2) vs. Boston, Apr. 6, 1989

FASTEST THREE GOALS AGAINST: 2:31 - Greg Johnston, Craig Janney & Bob Carpenter of Boston, Apr. 6, 1989.

FASTEST TWO GOALS, BOTH TEAMS: :05 - Gil Perreault of Buffalo and Jim Hamilton of Pittsburgh, Apr. 14, 1979

FASTEST GOAL FROM OPENING FACE-OFF: 1:06 - Gil Perreault vs. Montreal, Apr. 5, 1973

FASTEST OPPONENTS' GOAL FROM OPENING FACE-OFF: :32 - Guy Lapointe of Montreal, Apr. 27, 1975

SHORTEST OVERTIME GAME: 60:22 - Minnesota's Steve Payne scored the winning goal on Apr. 16, 1981

LONGEST OVERTIME GAME: 81:20 - N.Y. Islanders' Bob Nystrom scored the winning goal on May 1, 1980

SABRES INDIVIDUAL PLAYOFF RECORDS

ONE PLAYOFF YEAR

MOST GOALS: 10 - Gil Perreault, 1980
MOST GOALS BY A DEFENSEMAN: 4 - Mike Ramsey, 1983
MOST ASSISTS: 11 - Gil Perreault, 1980
MOST POINTS: 21 - Gil Perreault, 1980
MOST PENALTY MINUTES: 50 - Kevin Maguire, 1988
MOST POWER PLAY GOALS: 5 - Rick Martin, 1975
MOST SHORT-HANDED GOALS: 1-Don Luce, 1980 & 1975; Craig Ramsay, 1976 & 1975; Scott Arniel, 1989; Mike Foligno, 1989.
MOST MINUTES PLAYED BY A GOALTENDER: 760 - Gerry Desjardins, 1975
MOST SHOTS ON GOAL: 66 - Gil Perreault, 1975

ONE PLAYOFF SERIES

MOST GOALS: 7 - John Tucker vs. Boston, 1988
MOST ASSISTS: 7 - Gil Perreault vs. Montreal, 1973; vs. Boston, 1982, vs. Boston, 1983.
MOST POINTS: 10 - Gil Perreault vs. Montreal, 1973; John Tucker vs. Boston, 1988
MOST PENALTY MINUTES: 50 - Kevin Maguire vs. Boston, 1988
MOST POWER PLAY GOALS: 4 - John Tucker vs. Boston, 1988; Rick Vaive vs. Montreal, 1990
MOST SHORT-HANDED GOALS: 1 - Don Luce vs. N.Y. Islanders, 1980; Craig Ramsay vs. St. Louis, 1976, vs. Montreal, 1975; Scott Arniel vs. Boston, 1989; Mike Foligno vs. Boston, 1989.
MOST MINUTES PLAYED BY A GOALTENDER: 370 - Daren Puppa vs. Montreal, 1990
MOST SHOTS ON GOAL: 38 - Rick Martin vs. Montreal, 1973

ONE FINAL SERIES

(All vs. Philadelphia, 1975, 6 games)

MOST GOALS: 2 - Danny Gare, Jerry Korab, Don Luce, Rick Martin
MOST ASSISTS: 4 - Rick Martin
MOST POINTS: 6 - Rick Martin
MOST PENALTY MINUTES: 12 - Don Luce
MOST POWER PLAY GOALS: 1 - Jerry Korab, Rick Martin, Gil Perreault
MOST SHORT-HANDED GOALS: 0
MOST MINUTES PLAYED BY A GOALTENDER: 260 - Gerry Desjardins
MOST SHOTS ON GOAL: 23 - Gil Perreault

ONE SEMI-FINAL SERIES

MOST GOALS: 6 - Gil Perreault vs. N.Y. Islanders, 1980
MOST ASSISTS: 4 - Peter McNab vs. Montreal, 1975
MOST POINTS: 8 - Gil Perreault vs. N.Y. Islanders, 1980
MOST PENALTY MINUTES: 24 - Larry Carriere vs. Montreal, 1975
MOST POWER PLAY GOALS: 2 - Derek Smith vs. N.Y. Islanders, 1980
MOST SHORT-HANDED GOALS: 1 - Don Luce vs. N.Y. Islanders, 1980; Craig Ramsay vs. Montreal, 1975.
MOST MINUTES PLAYED BY A GOALTENDER: 259 - Bob Sauve vs. N.Y. Islanders, 1980
MOST SHOTS ON GOAL: 27 - Rick Martin vs. Montreal, 1975

ONE QUARTER-FINAL SERIES

MOST GOALS: 5 - Rene Robert vs. Montreal, 1973
MOST ASSISTS: 7 - Gil Perreault vs. Montreal, 1973; vs. Boston, 1983.
MOST POINTS: 10 - Gil Perreault vs. Montreal, 1973
MOST PENALTY MINUTES: 47 - Lindy Ruff vs. Boston, 1983
MOST POWER PLAY GOALS: 3 - Rick Martin vs. Chicago, 1975
MOST SHORT-HANDED GOALS: 0
MOST MINUTES PLAYED BY A GOALTENDER: 347 - Gerry Desjardins vs. N.Y. Islanders, 1976
MOST SHOTS ON GOAL: 38 - Rick Martin vs. Montreal, 1973.

ONE FIRST ROUND SERIES

MOST GOALS: 7 - John Tucker vs. Boston, 1988
MOST ASSISTS: 7 - Gil Perreault vs. Boston, 1982
MOST POINTS: 10 - John Tucker vs. Boston, 1988
MOST PENALTY MINUTES: 50 - Kevin Maguire vs. Boston, 1988
MOST POWER PLAY GOALS: 4 - John Tucker vs. Boston, 1988; Rick Vaive vs. Montreal, 1990
MOST SHORT-HANDED GOALS: 1 - Craig Ramsay vs. St. Louis, 1976; Scott Arniel vs. Boston, 1989; Mike Foligno vs. Boston, 1989.
MOST MINUTES PLAYED BY A GOALTENDER: 370 - Daren Puppa vs. Montreal, 1990
MOST SHUTOUTS: 2 - Bob Sauve vs. Montreal, 1983
MOST SHOTS ON GOAL: 21 - Rick Vaive vs. Montreal, 1990

ONE GAME ONLY

MOST GOALS: 4 - John Tucker, Apr. 9, 1988 vs. Boston
MOST ASSISTS: 4 - Gil Perreault, Apr. 10, 1982 vs. Boston and Apr. 17, 1980 vs. Chicago, Dave Andreychuk, Apr. 11, 1990 at Montreal.
MOST POINTS: 5 - John Tucker, Apr. 10, 1988 vs. Boston
MOST PENALTY MINUTES: 32 - Kevin Maguire, Apr. 9, 1988 vs. Boston
MOST POWER PLAY GOALS: 2 - John Tucker, Apr. 9 and 10, 1988 vs. Boston
MOST SHORT-HANDED GOALS: 1 - Four players
MOST MINUTES PLAYED BY A GOALTENDER: 81:20 - Bob Sauve vs. N.Y. Islanders, May 1, 1980
MOST SHOTS ON GOAL: 11 - Tony McKegney vs. Minnesota, 1981; Danny Gare vs. St. Louis, 1976

SABRES' OVERTIME HISTORY IN PLAYOFFS

APRIL 10, 1973 - Buffalo defeated Montreal 3-2 on goal by Rene Robert at 9:18.
APRIL 17, 1975 - Chicago defeated Buffalo 5-4 on goal by Stan Mikita at 2:31.
APRIL 27, 1975 - Buffalo defeated Montreal 6-5 on goal by Danny Gare at 4:42.
MAY 6, 1975 - Buffalo defeated Montreal 5-4 on goal by Rene Robert at 5:56.
MAY 20, 1975 - Buffalo defeated Philadelphia 5-4 on goal by Rene Robert at 18:29.
APRIL 8, 1976 - Buffalo defeated St. Louis 3-2 on goal by Danny Gare at 11:43.
APRIL 9, 1976 - Buffalo defeated St. Louis 2-1 on goal by Don Luce at 14:27.
APRIL 13, 1978 - Buffalo defeated N.Y. Islanders 3-2 on goal by Danny Gare at 14:04.
APRIL 13, 1978 - N.Y. Rangers defeated Buffalo 4-3 on goal by Don Murdoch at 1:37.
APRIL 14, 1979 - Pittsburgh defeated Buffalo 4-3 on goal by George Ferguson at :47.
MAY 1, 1980 - N.Y. Islanders defeated Buffalo 2-1 on goal by Bob Nystrom at 21:20.
APRIL 8, 1981 - Buffalo defeated Vancouver 3-2 on goal by Alan Haworth at 5:00.
APRIL 16, 1981 - Minnesota defeated Buffalo 4-3 on goal by Steve Payne at :22.
APRIL 20, 1981 - Buffalo defeated Minnesota 5-4 on goal by Craig Ramsay at 16:32.
APRIL 24, 1983 - Boston defeated Buffalo 3-2 on goal by Brad Park at 1:52.
APRIL 10, 1988 - Buffalo defeated Boston 6-5 on goal by John Tucker at 5:32.
APRIL 9, 1980 - Montreal defeated Buffalo 2-1 on goal by Brian Skrudland at 12:35.

Sabres are 10-7 in overtime games during the playoffs (8-3 at home and 2-4 on road). Overtime goals have ended a Sabres' playoff series three times (April 9, 1976, April 14, 1979 and April 24, 1983).


SCORE!

Chevy.
The only
way to go.

**GOOD
NEIGHBOR**



ROCHESTER AMERICANS



ROCHESTER AMERICANS' 1990-91 DIRECTORY

CHAIRMAN OF THE BOARD
Lawrence Lovejoy

GENERAL MANAGER
Randy Scott

HEAD COACH
Don Lever

ASSISTANT COACH
Terry Martin

**DIRECTOR OF PUBLIC RELATIONS/
BROADCASTER**
Don Stevens

DIRECTOR OF MEDIA RELATIONS
Jeff Holbrook

DIRECTOR OF MARKETING
Joe Baumann

DIRECTOR OF SALES
Tony Gentile

ACCOUNT EXECUTIVE
Chris Palin

EXECUTIVE ASSISTANT
Michele Butz

ADMINISTRATIVE ASSISTANT
Kim Russi

ATHLETIC TRAINER
Kent Weisbeck

EQUIPMENT MANAGER
Pete Rogers

EXECUTIVE OFFICES
War Memorial Aud.
100 Exchange St.
Rochester, NY 14614

TELEPHONE/EXECUTIVE OFFICES
(716) 454-5335

HOME ICE
War Memorial Auditorium

DIMENSIONS OF RINK
197 feet by 85 feet

SEATING CAPACITY
6,973

LOCATION OF PRESSBOX
Above Sections 2-9

TELEPHONE/PRESSBOX
(716) 546-1302

CLUB COLORS
Red, White and Blue

UNIFORMS
Home: White base and blue & red trim
Road: Blue base with white and red trim

TELEPHONE/HOTLINE
(716) 454-1033

TICKET PRICES
\$11.00 and \$9.50

GAMES TIMES
See schedule

RADIO STATIONS
WBBF 950 AM
WGMC 90.1 FM
WBER 90.5 FM
WBTF 101.7 FM

TELEVISION STATION
WOKR-TV (Ch. 13)



FINAL AMERICANS' 1989-90 SCORING

NO.	PLAYER	GP	G	A	PTS	PIM	PPG	SHG	GWG	SHOT	+/-
19	Mike Donnelly	68	43	55	98	71	16	2	8	267	+12
28	Donald Audette	70	42	46	88	78	15	0	5	249	+20
9	Jody Gage	75	45	38	83	42	20	1	7	230	-5
16	Francois Guay	69	28	35	63	39	8	0	2	135	-3
5	Don McSween	70	16	43	59	43	2	5	3	146	+21
22	Ken Priestlay	40	19	39	58	46	7	2	1	139	+11
12	Scott McCrory	51	14	41	55	46	8	0	2	100	+2
7	Steve Ludzik	54	25	29	54	71	7	2	2	172	+12
14	Jim Jackson	77	16	37	53	14	2	3	3	219	+8
27	Darrin Shannon	50	20	23	43	25	3	1	0	101	+3
15	Dale DeGray	50	6	25	31	118	2	1	0	149	+12
	(with New Haven)	17	2	10	12	38	0	0	0	—	—
	(AHL Totals)	67	8	35	43	156	2	1	0	—	—
10	Scott Metcalfe	43	12	17	29	93	3	0	2	121	-7
29	Bob Corkum	43	8	11	19	45	1	1	0	68	+2
24	Ken Sutton	57	5	14	19	83	1	0	1	81	+5
26	Darcy Loewen	50	7	11	18	193	2	0	1	42	-3
21	Dave Baseggio	41	3	15	18	41	1	0	1	43	+2
4	Steve Smith	42	3	15	18	107	0	1	1	97	+9
27	Shawn Anderson	39	2	16	18	41	0	0	0	83	+10
20	Rob Ray	43	2	13	15	335	0	0	1	56	-6
2	Richie Dunn	41	7	7	14	34	3	0	1	83	-10
15	Bob Halkidis	18	1	13	14	70	0	0	0	33	+5
25	Joel Savage	43	6	7	13	39	0	0	0	37	-9
34	Brad Miller	60	2	10	12	273	0	0	0	49	+2
3	Jim HOFFORD	52	1	9	10	233	0	0	0	47	-2
22	Ray Sheppard	5	3	5	8	2	1	0	1	16	+6
32	Mitch Molloy	15	1	1	2	43	0	0	0	9	-2
17	Kevin Kerr	8	0	1	1	22	0	0	0	7	-1

NO.	GOALTENDER	GP	MIN	GA	EN	SO	SAVE PCT.	GAA	W	L	T
33	David Littman	14	681	37	1	0	.879	3.26	5	6	1
1	Darcy Wakaluk	55	3095	173	4	2	.883	3.35	31	16	4
31	Brian Ford	19	1076	69	2	0	.865	3.85	7	6	4
	Team Totals	80	4851	279	7	2	.876	3.54	43	28	9

SCORING BY PERIOD:	1	2	3	OT	TOT.
Amerks	107	117	107	6	337
Opponents	91	100	92	3	286

SHOTS BY PERIOD:	1	2	3	OT	TOT.
Amerks	964	935	841	38	2778
Opponents	739	768	771	26	2304

POWER PLAY: 102 of 431 for 23.7 percent
HOME RECORD: 29-10-1

PENALTY-KILLING: 330 of 404 for 81.7 percent
ROAD RECORD: 14-18-8

AMERK FACT

The Americans have won the Calder Cup in 1965, 1967, 1968, 1983 and 1987.

AMERICANS' 1990 PLAYOFF SCORING STATISTICS

NO.	PLAYER	GP	G	A	PTS	PIM	PPG	SHG	GWG	SHOT	+/-
19	Mike Donnelly	16	12	7	19	9	5	1	3	68	+12
28	Donald Audette	15	9	8	17	29	0	0	2	59	+12
22	Ray Sheppard	17	8	7	15	9	1	0	1	63	+7
5	Don McSween	17	3	10	13	12	0	1	0	32	+8
16	Francois Guay	16	4	8	12	12	3	0	0	29	+7
7	Steve Ludzik	16	5	6	11	57	3	1	1	41	+1
15	Dale DeGray	17	5	6	11	59	0	0	0	54	-3
9	Jody Gage	17	4	6	10	12	2	0	0	56	+0
12	Scott McCrory	13	3	6	9	2	0	0	1	32	+4
29	Bob Corkum	12	2	5	7	16	0	0	0	21	+3
24	Ken Sutton	11	1	6	7	15	1	0	0	31	+3
14	Jim Jackson	9	1	5	6	4	0	0	0	13	-4
27	Darrin Shannon	9	4	1	5	2	0	0	0	21	+3
4	Steve Smith	17	0	5	5	27	0	0	0	40	+9
20	Rob Ray	17	1	3	4	115	0	0	1	16	-4
2	Richie Dunn	7	0	4	4	4	0	0	0	15	-3
3	Jim Hofford	17	1	1	2	56	0	0	1	18	+9
23	Shawn Anderson	9	1	0	1	8	1	0	0	18	+2
34	Brad Miller	8	1	0	1	52	0	0	0	4	-1
26	Darcy Loewen	5	1	0	1	6	0	0	0	5	+1
10	Scott Metcalfe	2	0	1	1	0	0	0	0	6	+2
25	Joel Savage	5	0	1	1	4	0	0	0	2	+0
1	Darcy Wakaluk	17	0	0	0	14	0	0	0	1	—
33	David Littman	1	0	0	0	0	0	0	0	0	—

NO.	GOALIE	GP	MIN	GAA	W	L	EN	SO	GA	SAVE	PCT.
1	Darcy Wakaluk	17	1000	3.00	10	6	2	0	50	422	.894
33	David Littman	1	33	7.27	0	1	0	0	4	5	.556
	Team Totals	17	1033	3.14	10	7	2	0	54	427	.888

SCORING BY PERIOD:	1	2	3	OT	TOT.
Amerks	22	16	27	1	66
Opponents	21	16	17	2	56

SHOTS BY PERIOD:	1	2	3	OT	TOT.
Amerks	231	206	196	12	645
Opponents	174	151	154	4	483

AHL 1990 PLAYOFF REVIEW

QUARTER-FINALS

Sherbrooke defeated Halifax four games to two.
Springfield defeated Cape Breton four games to two.
Rochester defeated Utica four games to one.
Baltimore defeated Adirondack four games to two.

SEMI-FINALS

Springfield defeated Sherbrooke four games to two.
Rochester defeated Baltimore four games to two.

CALDER CUP FINALS

Springfield defeated Rochester four games to two.

JACK BUTTERFIELD TROPHY WINNER

(M.V.P. OF PLAYOFFS):
Jeff Hackett, Springfield

1989-90 AHL REGULAR SEASON STANDINGS

NORTH	GP	W	L	T	PTS	GF	GA
Sherbrooke	80	45	23	12	102	301	247
Cape Breton	80	39	34	7	85	317	306
Springfield	80	38	38	4	80	317	310
Halifax	80	37	37	6	80	317	300
Maine	80	31	38	11	73	294	317
Moncton	80	33	42	5	71	265	303
New Haven	80	32	41	7	71	283	316

SOUTH	GP	W	L	T	PTS	GF	GA
Rochester	80	43	28	9	95	337	286
Adirondack	80	42	27	11	95	330	304
Baltimore	80	43	30	7	93	302	265
Utica	80	44	32	4	92	354	315
Newmarket	80	31	33	16	78	305	318
Hershey	80	32	38	10	74	298	296
Binghamton	80	11	60	9	31	229	366

1989-90 AHL SCORING LEADERS

NAME AND TEAM	GP	G	A	PTS
Paul Yzerbaert, Utica	73	53	52	105
Ross Fitzpatrick, Hershey	74	45	58	103
Mike Donnelly, Rochester	68	43	55	98
Mark Pederson, Sherbrooke	72	53	42	95
Don Biggs, Hershey	66	39	53	92
Murray Eaves, Adirondack	78	40	49	89
Claude Vilgrain, Utica	73	37	52	89
John LeBlanc, Cape Breton	77	54	34	88
Donald Audette, Rochester	70	42	46	88
Dale Krentz, Adirondack	74	38	50	88

1989-90 AHL ALL-STARS

FIRST TEAM

Jean-Claude Bergeron, Sherbrooke
Eric Weinrich, Utica
Don McSween, Rochester
Paul Ysebaert, Utica
Donald Audette, Rochester
Mark Pederson, Sherbrooke

POSITION

Goal
Defense
Defense
Center
Right Wing
Left Wing

SECOND TEAM

Jim Hrivnak, Baltimore
Darren Veitch, Newmarket
Dennis Smith, Baltimore
Mike Richard, Baltimore
Brian Dobbins, Hershey
Ross Fitzpatrick, Hershey

LES CUNNINGHAM AWARD (MVP): Paul Ysebaert, Utica

D O N L E V E R

HEAD COACH



Amerks' fans will see a different face behind the bench of their favorite team this season, but that's not to say it's an unfamiliar one. Don Lever will be taking the job as the team's Head Coach. He and John Van Boxmeer traded jobs in August.

Lever spent parts of two seasons with Rochester, playing for the Amerks in 1985-86 and 1986-87. He was a player-coach in his final pro season, and he helped the Americans win the Calder Cup. Lever moved right into the coaching ranks after that, serving as an assistant coach for the Sabres under Ted Sator and Rick Dudley.

The team's new coach has plenty of experience at all levels of the game. Lever played his junior hockey in nearby Niagara Falls, Ontario. After scoring 126 points in 63 games for the Flyers, he was the first draft choice (and third pick overall) of the Vancouver Canucks in 1972. He spent almost eight full seasons there, and he set his career-high of 38 goals there in 1974-75.

Don was traded to Atlanta in February, 1980, and moved with the Flames to Calgary that summer. He was dealt to Colorado in 1981, and again he was a part of a franchise shift as the Rockies became the New Jersey Devils in 1982. The Sabres acquired his rights from the Devils on September 9, 1985, and he spent two seasons as a player in Buffalo's organization. During that time he played his 1,000th NHL game.


Don, his wife Karen and their children, Michael, Sarah and Caitlin, live in Amherst.

PLAYING RECORD

SEASON	CLUB	LEAGUE	REGULAR SEASON					PLAYOFFS				
			GP	G	A	PTS	PIM	GP	G	A	PTS	PIM
1972-73	Vancouver	NHL	78	12	26	38	49	—	—	—	—	—
1973-74	Vancouver	NHL	78	23	25	48	28	—	—	—	—	—
1974-75	Vancouver	NHL	80	38	30	68	49	5	0	1	1	4
1975-76	Vancouver	NHL	80	25	40	65	93	2	0	0	0	0
1976-77	Vancouver	NHL	80	27	30	57	28	—	—	—	—	—
1977-78	Vancouver	NHL	75	17	32	49	58	—	—	—	—	—
1978-79	Vancouver	NHL	71	23	21	44	17	3	2	1	3	2
1979-80	Vancouver	NHL	51	21	17	38	32	—	—	—	—	—
	Atlanta	NHL	28	14	16	30	4	4	1	1	2	0
1980-81	Calgary	NHL	62	26	31	57	56	16	4	7	11	20
1981-82	Calgary	NHL	23	8	11	19	6	—	—	—	—	—
	Colorado	NHL	59	22	28	50	20	—	—	—	—	—
1982-83	New Jersey	NHL	79	23	30	53	68	—	—	—	—	—
1983-84	New Jersey	NHL	70	14	19	33	44	—	—	—	—	—
1984-85	New Jersey	NHL	67	10	8	18	31	—	—	—	—	—
1985-86	Buffalo	NHL	29	7	1	8	6	—	—	—	—	—
	Rochester	AHL	29	6	11	17	16	—	—	—	—	—
1986-87	Buffalo	NHL	10	3	2	5	4	—	—	—	—	—
	Rochester	AHL	57	29	25	54	69	18	4	3	7	14
NHL TOTALS			1020	313	367	680	593	30	7	10	17	26
TOTALS AS A SABRE			39	10	3	13	10	0	0	0	0	0

T E R R Y M A R T I N

ASSISTANT COACH



John Van Boxmeer received some expert help in his coaching duties with Rochester last season from another former Sabre, Terry Martin. The two teamed up to help the Amerks reach the Calder Cup finals.

Martin and Van Boxmeer just missed playing together for the Sabres. Martin was a third round draft choice of Buffalo's in 1975, and he stayed in the Sabre organization through 1979. Martin was taken by Quebec in the 1979 Expansion Draft, and he went on to play with Toronto, Edmonton and Minnesota. The Barrie, Ontario native went on to coach the Toronto Marlboros of the OHL for two seasons before joining the Amerks.

Terry and his wife, Nancy, have a daughter, Tracy.

PLAYING RECORD

SEASON	CLUB	LEAGUE	REGULAR SEASON					PLAYOFFS				
			GP	G	A	PTS	PIM	GP	G	A	PTS	PIM
1973-74	London	OHA	63	33	24	57	38	—	—	—	—	—
1974-75	London	OHA	70	43	57	100	118	—	—	—	—	—
1975-76	Buffalo	NHL	1	0	0	0	0	—	—	—	—	—
	Charlotte	SNL	25	12	10	22	30	—	—	—	—	—
	Hershey	AHL	19	3	6	9	18	—	—	—	—	—
1976-77	Buffalo	NHL	62	11	12	23	8	3	0	2	2	5
	Hershey	AHL	12	1	4	5	12	—	—	—	—	—
1977-78	Buffalo	NHL	21	3	2	5	9	8	2	0	2	5
	Hershey	AHL	4	2	1	3	2	—	—	—	—	—
1978-79	Buffalo	NHL	64	6	8	14	33	—	—	—	—	—
1979-80	Quebec	NHL	3	0	0	0	0	—	—	—	—	—
	Toronto	NHL	37	6	15	21	2	3	2	0	2	7
	Syracuse	AHL	18	9	9	18	6	—	—	—	—	—
	New Brunswick	AHL	3	0	1	1	0	—	—	—	—	—
1980-81	Toronto	NHL	69	23	14	37	32	3	0	0	0	0
1981-82	Toronto	NHL	72	25	24	49	39	—	—	—	—	—
1982-83	Toronto	NHL	76	14	13	27	28	4	0	0	0	9
1983-84	Toronto	NHL	63	15	10	25	51	—	—	—	—	—
1984-85	Edmonton	NHL	4	0	2	2	0	—	—	—	—	—
	Nova Scotia	AHL	28	17	11	28	4	—	—	—	—	—
	Minnesota	NHL	7	1	1	2	0	—	—	—	—	—
1985-86	Springfield	AHL	72	19	22	41	17	—	—	—	—	—
1986-87	Newmarket	AHL	72	8	7	15	8	—	—	—	—	—
NHL TOTALS			479	104	101	205	202	21	4	2	6	26

AMERK FACT

Some of the people who have coached in Rochester over the years are Mike Keenan, Don Cherry, Jim Schoenfeld and Billy Reay.

AMERICANS' TEAM SEASON RECORDS

CATEGORY	OVERALL	HOME	AWAY
Points - Most	101 (twice)	64 (87-88)	43 (3 times)
Least	52 (69-70)	37 (69-70)	10 (62-63)
Wins - Most	48 (64-65)	30 (87-88)	21 (83-84)
Least	18 (69-70)	14 (69-70)	4 (twice)
Losses - Most	42 (twice)	18 (78-79)	30 (62-63)
Least	21 (twice)	4 (65-66)	13 (twice)
Ties - Most	16 (69-70)	9 (69-70)	8 (3 times)
Least	2 (twice)	0 (twice)	1 (3 times)

GOALS SCORED - 389 (82-83)
FEWEST GOALS SCORED - 205 (57-58)
GOALS AGAINST - 349 (78-79)
FEWEST GOALS AGAINST - 199 (twice)

MOST SCORING POINTS: 1043 (82-83)
MOST POWER-PLAY GOALS: 102 (89-90)
MOST SHORT-HANDED GOALS: 19 (82-83, 88-89, 89-90)
MOST PENALTY MINUTES: 2356 (88-89)

MOST 20 GOAL SCORERS: 8 (73-74, 77-78, 82-83)
MOST 30 GOAL SCORERS: 5 (65-66, 81-82, 82-83)
MOST 40 GOAL SCORERS: 3 (74-75, 82-83, 89-90)

LONGEST WINNING STREAK: 11 (Oct. 11 - Nov. 2, 1984)
LONGEST HOME WINNING STREAK:
 15 (Jan. 17 - Mar. 26, 1965)
LONGEST UNBEATEN STREAK: 14 (1965-66 - 13-0-1)
LONGEST LOSING STREAK:
 10 (Feb. 6 - 21, 1981; Oct. 7-29, 1988)
LONGEST WINLESS STREAK:
 14 (Mar. - Apr., 1970 - 0-10-4)

AMERICANS' TEAM GAME RECORDS

MOST GOALS: 14 (vs. Cleveland, Nov. 24, 1966)
MOST GOALS ON ROAD: 10 (vs. Springfield, Apr. 1, 1972; vs. Fredericton, Nov. 24, 1981; vs. Maine, Dec. 29, 1982)
MOST ASSISTS: 25 (vs. St. Catharines, Apr. 7, 1985)
MOST POINTS: 38 (vs. St. Catharines, Apr. 7, 1985)
MOST GOALS - BOTH TEAMS: 20 (Rochester 14, Cleveland 6 - Nov. 24, 1966)
GREATEST WINNING MARGIN: 12 (Rochester 13, New Haven 1 - Jan. 17, 1975)
GREATEST LOSING MARGIN: 12 (Providence 15, Rochester 3 - Feb. 13, 1972; Nova Scotia 13, Rochester 1 - Feb. 15, 1980; Baltimore 12, Rochester 0 - Nov. 23, 1984)
HIGHEST TIE SCORE: 8-8 (Nov. 11, 1962 vs. Springfield)
SCORELESS TIES: Nov. 7, 1964 vs. Buffalo; Mar. 31, 1967 vs. Pittsburgh; Feb. 26, 1971 vs. Baltimore; Feb. 11, 1972 vs. Richmond; Jan. 27, 1974 vs. Virginia

AMERK FACT

Fans in the Buffalo area who wish to attend an Americans' game should head on the New York State Thruway East to Exit 47 (Leroy). From there, go on Route I-490 East, exiting at Plymouth Ave. Take a right on Plymouth, then take a left on to Broad Street. The War Memorial is located at Broad and Exchange Streets (two blocks down from Plymouth).

Fans east of Rochester can take the I-490 West to Clinton Avenue/Downtown exit. At the second light, take a left on to Court Street. After crossing over the bridge, the War Memorial is on the right at Exchange and Broad.

AMERICANS' ONE SEASON INDIVIDUAL RECORDS

MOST GOALS: 61 (Paul Gardner - 1985-86)
MOST ASSISTS: 73 (Geordie Robertson - 1982-83)
MOST POINTS: 119 (Geordie Robertson - 1982-83)
MOST PENALTY MINUTES: 446 (Rob Ray - 1988-89)
MOST POWER PLAY GOALS: 25 (Paul Gardner - 1985-86)
MOST SHORT-HANDED GOALS: 11 (Gary McAdam - 1982-83)
MOST GAME-WINNING GOALS: 9 (Jody Gage - 1987-88)
MOST UNASSISTED GOALS: 9 (Paul O'Neill - 1975-76)

MOST GOALS BY A CENTER: 61 (Paul Gardner - 1985-86)
MOST ASSISTS BY A CENTER: 73 (Geordie Robertson - 1982-83)
MOST POINTS BY A CENTER: 119 (Geordie Robertson - 1982-83)
MOST PENALTY MINUTES BY A CENTER:
 154 (Bob Mongrain - 1983-84)

MOST GOALS BY A LEFT WING: 51 (Murray Kuntz - 1973-74)
MOST ASSISTS BY A LEFT WING: 59 (Stan Smrke - 1964-65)
MOST POINTS BY A LEFT WING:
 98 (Dick Gamble - 1965-66; Mike Donnelly - 1989-90)
MOST PENALTY MINUTES BY A LEFT WING:
 446 (Rob Ray - 1988-89)

MOST GOALS BY A RIGHT WING: 60 (Jody Gage - 1987-88)
MOST ASSISTS BY A RIGHT WING: 61 (Ed Litzenberger - 1964-65)
MOST POINTS BY A RIGHT WING: 104 (Jody Gage - 1987-88)
MOST PENALTY MINUTES BY A RIGHT WING:
 352 (Kevin Kerr - 1987-88)

MOST GOALS BY A DEFENSEMAN: 18 (Rick Pagnutti - 1972-73)
MOST ASSISTS BY A DEFENSEMAN: 58 (Bob Hess - 1980-81)
MOST POINTS BY A DEFENSEMAN: 75 (Bob Hess - 1980-81)
MOST PENALTY MINUTES BY A DEFENSEMAN:
 322 (Jim Hofford - 1987-88)

MOST GOALS BY A GOALTENDER: 1 (Darcy Wakaluk - 1987-88)
MOST ASSISTS BY A GOALTENDER: 7 (Darcy Wakaluk - 1989-90)
MOST PENALTY MINUTES BY A GOALTENDER:
 55 (Jim Pettie - 1976-77)

MOST GAMES PLAYED BY A GOALTENDER:
 72 (Gerry Cheevers - 1964-65)
MOST MINUTES PLAYED BY A GOALTENDER:
 4359 (Gerry Cheevers - 1964-65)

MOST WINS BY A GOALTENDER: 48 (Gerry Cheevers - 1964-65)
MOST SHUTOUTS BY A GOALTENDER: 6 (Bob Perreault - 1967-68)
LOWEST GOALS-AGAINST AVERAGE:
 2.68 (Gerry Cheevers - 1964-65)

MOST GOALS BY A ROOKIE: 42 (Donald Audette - 1989-90)
MOST ASSISTS BY A ROOKIE: 56 (Billy Hicke - 1958-59)
MOST POINTS BY A ROOKIE: 97 (Billy Hicke - 1958-59)
MOST PENALTY MINUTES BY A ROOKIE: 446 (Rob Ray - 1988-89)

MOST CONSECUTIVE GAMES WITH A POINT:
 23 (Paul Gardner - 1985-86)

AMERICANS' INDIVIDUAL GAME RECORDS

MOST GOALS: 5 (Dave Hynes - Jan. 17, 1975; Donald Audette - Oct. 29, 1989)
MOST ASSISTS: 6 (Rudy Migay - Feb. 6, 1959; Ed Litzenberger - Jan. 24, 1965; Geordie Robertson - Dec. 26, 1983)
MOST POINTS: 7 (Ed Joyal - Feb. 24, 1967; Geordie Robertson - Dec. 26, 1983)
MOST PENALTY MINUTES: 54 (Wally Weir - Jan. 16, 1981 - four misconducts, two majors, two minors)

AMERK FACT

The Amerks' Hotline has the latest news on the team and the rest of the American Hockey League. It can be called 24 hours per day. The number is (716) 454-1033.

ALL-TIME AMERICANS' REGULAR SEASON RECORDS

SEASON	GP	W	L	T	PTS.	COACH
1956-57	64	34	25	5	73	Billy Reay
1957-58	70	29	35	6	64	Roly McLeanahan
1958-59	70	34	31	5	73	Bucko MacDonald, Sam Pollack, Steve Kraftcheck
1959-60	72	40	27	5	85	Steve Kraftcheck
1960-61	72	32	36	4	68	Steve Kraftcheck, Jack Riley
1961-62	70	33	31	6	72	Johnny Crawford
1962-63	72	24	39	9	57	Rudy Migay
1963-64	72	40	30	2	82	Joe Crozier
1964-65	72	48	21	3	99	Joe Crozier
1965-66	72	46	21	5	97	Joe Crozier
1966-67	72	38	25	9	85	Joe Crozier
1967-68	72	38	25	9	85	Joe Crozier
1968-69	74	25	38	11	61	Dick Gamble
1969-70	72	18	38	16	52	Dick Gamble
1970-71	72	25	36	11	61	Dick Gamble, John O'Flaherty
1971-72	76	28	38	10	66	Doug Adams, Don Cherry
1972-73	76	33	31	12	78	Don Cherry
1973-74	76	42	21	13	97	Don Cherry
1974-75	76	42	25	9	93	Dick Mattiussi
1975-76	76	42	25	9	93	Dick Mattiussi
1976-77	80	42	33	5	89	Duane Rupp
1977-78	81	43	31	7	93	Duane Rupp
1978-79	80	26	42	12	64	Duane Rupp, Gary Darling, Ron Garwasiuk, Pat Kelly
1979-80	80	28	42	10	66	Billy Inglis
1980-81	80	30	42	8	68	Mike Keenan
1981-82	80	40	31	9	89	Mike Keenan
1982-83	80	46	25	9	101	Mike Keenan
1983-84	80	46	32	2	94	Joe Crozier
1984-85	80	40	27	13	93	Jim Schoenfeld, John Van Boxmeer
1985-86	80	34	39	7	71	John Van Boxmeer
1986-87	80	47	26	7	101	John Van Boxmeer
1987-88	80	46	27	7	100	John Van Boxmeer
1988-89	80	38	37	5	81	John Van Boxmeer
1989-90	80	43	28	9	95	John Van Boxmeer

ROCHESTER AMERICANS' CAREER LEADERS 1956-90

GAMES PLAYED

Dick Gamble	571
Norm Armstrong	566
Darryl Sly	517
Stan Smrke	513
Bronco Horvath	473
Gerry Ehman	465
Les Duff	399
Don Cherry	390
Jim Jackson	360
Geordie Robertson	359
Jody Gage	359

GOALS

Dick Gamble	300
Gerry Ehman	237
Jody Gage	204
Bronco Horvath	199
Stan Smrke	197
Geordie Robertson	164
Norm Armstrong	164
Mal Davis	155
Bob Mongrain	153
Jim Pappin	134
Barry Merrell	134

ASSISTS

Bronco Horvath	343
Gerry Ehman	283
Dick Gamble	265
Stan Smrke	239
Geordie Robertson	231
Norm Armstrong	228
Jody Gage	216
Jim Jackson	205
Barry Merrell	187
Bob Mongrain	186

POINTS

Dick Gamble	565
Bronco Horvath	542
Gerry Ehman	520
Stan Smrke	436
Jody Gage	420
Geordie Robertson	395
Norm Armstrong	392
Bob Mongrain	339
Barry Merrell	321
Ron Carwasiuk	308

PENALTY MINUTES

Jim Hofford	1,212	Ron Garwasiuk	655
Norm Armstrong	983	Ray Maluta	608
Robert Ray	781	Lou Crawford	589
Chris Langevin	750	Mark Ferner	506
Kevin Kerr	680	Val James	496

AMERK FACT

The Americans again set a Rochester one-season attendance record during the 1989-90 campaign. The team attracted 260,277 fans to the War Memorial, breaking the previous record in 1988-89. Here are the attendance figures for the past several seasons:

1989-90 - 260,277	1982-83 - 218,720	1975-76 - 180,899
1988-89 - 255,776	1981-82 - 197,345	1974-75 - 209,371
1987-88 - 254,601	1980-81 - 165,307	1973-74 - 201,428
1986-87 - 242,112	1979-80 - 166,936	1972-73 - 197,151
1985-86 - 243,142	1978-79 - 141,923	1971-72 - 138,886
1984-85 - 255,585	1977-78 - 186,120	1970-71 - 146,074
1983-84 - 220,866	1976-77 - 172,722	

1990-91 ROCHESTER AMERICANS' SCHEDULE

HOME

Fri., Oct. 5 -	Newmarket
Sun., Oct. 7 -	New Haven
Fri., Oct. 12 -	Adirondack
Fri., Oct. 19 -	Utica
Sun., Oct. 21 -	Adirondack
Fri., Oct. 26 -	Halifax
Sun., Oct. 28 -	Moncton
Fri., Nov. 2 -	Binghamton
Sun., Nov. 4 -	Fredericton
Fri., Nov. 9 -	Utica
Wed., Nov. 21 -	Capital District
Sun., Nov. 25 -	Utica
Fri., Dec. 7 -	Cape Breton
Wed., Dec. 12 -	Capital District
Sun., Dec. 16 -	Fredericton
Fri., Dec. 21 -	Halifax
Sun., Dec. 23 -	Utica
Wed., Dec. 26 -	Newmarket
Mon., Dec. 31 -	Maine*
Wed., Jan. 9 -	Binghamton
Fri., Jan. 11 -	Hershey
Sun., Jan. 13 -	Cape Breton
Fri., Jan. 18 -	Newmarket
Fri., Jan. 25 -	Springfield
Sun., Jan. 27 -	Binghamton*
Wed., Jan. 30 -	Baltimore
Fri., Feb. 1 -	New Haven
Sun., Feb. 3 -	Binghamton
Sun., Feb. 10 -	Newmarket
Wed., Feb. 20 -	Moncton
Fri., Feb. 22 -	Baltimore
Sun., Feb. 24 -	Maine
Sun., Mar. 3 -	Springfield
Fri., Mar. 8 -	Adirondack
Sun., Mar. 10 -	Newmarket
Wed., Mar. 20 -	Newmarket
Fri., Mar. 22 -	Adirondack
Sun., Mar. 24 -	Hershey
Wed., Mar. 27 -	Capital District
Sun., Mar. 31 -	Capital District

AWAY

Sat., Oct. 6 -	Adirondack
Sat., Oct. 13 -	Capital District
Sat., Oct. 27 -	Binghamton
Sat., Nov. 3 -	Adirondack
Sat., Nov. 10 -	Hershey
Fri., Nov. 16 -	Capital District
Sat., Nov. 17 -	Adirondack
Fri., Nov. 23 -	Newmarket
Sat., Nov. 24 -	Binghamton
Fri., Nov. 30 -	Cape Breton
Sat., Dec. 1 -	Halifax
Sun., Dec. 2 -	Moncton
Thu., Dec. 6 -	Halifax
Sat., Dec. 8 -	Utica
Fri., Dec. 14 -	Baltimore
Sat., Dec. 15 -	Springfield
Sat., Dec. 22 -	Newmarket
Thu., Dec. 27 -	Newmarket
Sat., Dec. 29 -	New Haven*
Wed., Jan. 2 -	Capital District
Fri., Jan. 4 -	Springfield
Sat., Jan. 5 -	Maine
Sun., Jan. 6 -	New Haven
Thu., Jan. 17 -	Newmarket
Sat., Jan. 19 -	Utica
Sat., Jan. 26 -	Utica
Sat., Feb. 2 -	Binghamton
Wed., Feb. 6 -	Maine
Fri., Feb. 8 -	Baltimore
Sat., Feb. 9 -	Hershey
Tue., Feb. 12 -	Cape Breton
Wed., Feb. 13 -	Moncton
Thu., Feb. 14 -	Fredericton
Sun., Feb. 17 -	Fredericton
Wed., Feb. 27 -	Capital District
Sat., Mar. 9 -	Newmarket
Wed., Mar. 13 -	Utica
Thu., Mar. 14 -	Newmarket
Fri., Mar. 29 -	Binghamton
Sat., Mar. 30 -	Adirondack

* - Indicates afternoon game

STARTING TIMES FOR AMERICANS' HOME GAMES:

Monday through Friday nights: 7:35 p.m.

Sunday nights: 7:05 p.m.; afternoons: 2:05 p.m.



A TRADITION
OF QUALITY

RADIO - TELEVISION INFORMATION

It's a year of change for the Sabres' broadcasting arrangement, as the team has switched television and radio stations while doing a little shuffling among its announcers.

A total of 30 of Buffalo's road games will be broadcast on WUTV, Channel 29 in Buffalo, while 30 home games will be shown on cable through the Niagara Frontier Sports Network. Fans will hear the familiar voice of Ted Darling doing the play-by-play. Darling has been with the organization since it played its first game in 1970. Before coming to Buffalo, Darling graduated from Ryerson Institute and worked for the CBC and for "Hockey Night in Canada."

Color commentator Mike Robitaille is back for his eighth season of broadcasting for the Sabres. The former NHL defenseman played for the Sabres from 1971 to 1974. He and current General Manager Gerry Meehan were traded to Vancouver together in 1974.

Robitaille will be joined in the analyst's role by Jim Lorentz, who moves over from radio. The ex-Sabre forward has been working on Buffalo's broadcasts since 1981.

On the radio side, WGR (AM-550) is again broadcasting the Sabres' games. The station was the team's first broadcast outlet. Rick Jeanneret and Danny Gare will be the announcers for most of the games. Jeanneret is entering his 20th season as a Buffalo broadcaster, while Gare will be the analyst. Danny was one of the top players in Buffalo history, having played for the team from 1975 to 1981.

The radio broadcasts will be heard on a network of stations throughout the area. We suggest you check your local listings to see if Sabre games are carried in your area.

WUTV 29

DAY	DATE	OPPONENT	TIME
Saturday	October 6	Montreal	8:00
Wednesday	October 10	Hartford	7:30
Saturday	October 20	N.Y. Islanders	7:30
Saturday	November 3	Boston	7:00
Wednesday	November 7	N.Y. Rangers	7:30
Wednesday	November 14	Los Angeles	10:30
Friday	November 16	Edmonton	9:30
Monday	November 26	N.Y. Rangers	7:30
Wednesday	November 28	Montreal	7:30
Thursday	December 6	Philadelphia	7:30
Tuesday	December 11	Detroit	7:30
Tuesday	December 18	Hartford	7:30
Thursday	December 20	Boston	7:30
Saturday	December 29	New Jersey	7:30
Thursday	January 10	Los Angeles	10:30
Monday	January 14	Toronto	7:30
Thursday	January 24	Chicago	8:30
Saturday	January 26	Montreal	1:00
Tuesday	January 29	St. Louis	8:30

Sunday	February 10	Winnipeg	3:30
Tuesday	February 12	Quebec	7:30
Tuesday	February 19	Pittsburgh	7:30
Tuesday	February 26	N.Y. Islanders	7:30
Saturday	March 2	Boston	1:30
Tuesday	March 12	Minnesota	8:30
Wednesday	March 13	Winnipeg	8:30
Saturday	March 16	Montreal	8:00
Saturday	March 23	Boston	1:30
Tuesday	March 26	Washington	7:30
Saturday	March 30	Hartford	7:30

NFSN

DAY	DATE	OPPONENT	TIME
Thursday	October 4	Montreal	7:30
Friday	October 19	Pittsburgh	7:30
Wednesday	October 31	Boston	7:30
Sunday	November 4	Calgary	7:00
Wednesday	November 21	N.Y. Rangers	7:30
Friday	November 23	Edmonton	7:30
Friday	December 7	Hartford	7:30
Sunday	December 9	Boston	7:00
Friday	December 14	Pittsburgh	7:00
Sunday	December 23	Quebec	7:00
Wednesday	December 26	Boston	7:30
Friday	December 28	Chicago	7:30
Monday	December 31	Philadelphia	7:30
Friday	January 4	Winnipeg	7:30
Wednesday	January 16	Detroit	7:30
Tuesday	January 22	Boston	7:30
Sunday	January 27	Calgary	2:00
Sunday	February 3	Edmonton	7:00
Wednesday	February 6	St. Louis	7:30
Friday	February 8	Los Angeles	7:30
Friday	February 15	Montreal	7:30
Sunday	February 17	Toronto	7:00
Sunday	February 24	Hartford	7:00
Friday	March 8	Chicago	7:30
Sunday	March 10	Vancouver	7:00
Sunday	March 17	Hartford	7:00
Wednesday	March 20	Montreal	7:30
Sunday	March 24	Philadelphia	2:00
Thursday	March 28	Quebec	7:30
Sunday	March 31	Washington	7:00

SABRES' GAME-BY-GAME RECORD

NO.	DATE	OPPONENT	SCORE	WLT	RECORD	GOAL SCORERS
1.	10-4	Montreal				
2.	10-6	at Montreal				
3.	10-10	at Hartford				
4.	10-12	Quebec				
5.	10-13	at Quebec				
6.	10-17	Montreal				
7.	10-19	Pittsburgh				
8.	10-20	at N.Y. Islanders				
9.	10-25	at New Jersey				
10.	10-27	at Toronto				
11.	10-28	Hartford				
12.	10-31	Boston				
13.	11-3	at Boston				
14.	11-4	Calgary				
15.	11-7	at N.Y. Rangers				
16.	11-9	Vancouver				
17.	11-10	at Washington				
18.	11-14	at Los Angeles				
19.	11-16	at Edmonton				
20.	11-17	at Calgary				
21.	11-21	N.Y. Rangers				
22.	11-23	Edmonton				
23.	11-26	at N.Y. Rangers				
24.	11-28	at Montreal				
25.	12-1	at Quebec				
26.	12-2	Detroit				
27.	12-6	at Philadelphia				
28.	12-7	Hartford				
29.	12-9	Boston				
30.	12-11	at Detroit				
31.	12-14	Pittsburgh				
32.	12-16	St. Louis				
33.	12-18	at Hartford				
34.	12-20	at Boston				
35.	12-23	Quebec				
36.	12-26	Boston				
37.	12-28	Chicago				
38.	12-29	at New Jersey				
39.	12-31	Philadelphia				
40.	1-2	N.Y. Islanders				

NO.	DATE	OPPONENT	SCORE	WLT	RECORD	GOAL SCORERS
41.	1-4	Winnipeg				
42.	1-8	at Vancouver				
43.	1-10	at Los Angeles				
44.	1-12	at Minnesota				
45.	1-14	at Toronto				
46.	1-16	Detroit				
47.	1-22	Boston				
48.	1-24	at Chicago				
49.	1-26	at Montreal				
50.	1-27	Calgary				
51.	1-29	at St. Louis				
52.	1-31	Quebec				
53.	2-3	Edmonton				
54.	2-6	St. Louis				
55.	2-8	Los Angeles				
56.	2-10	at Winnipeg				
57.	2-12	at Quebec				
58.	2-13	Minnesota				
59.	2-15	Montreal				
60.	2-17	Toronto				
61.	2-19	at Pittsburgh				
62.	2-23	at Hartford				
63.	2-24	Hartford				
64.	2-26	at N.Y. Islanders				
65.	2-28	at Quebec				
66.	3-2	at Boston				
67.	3-6	New Jersey				
68.	3-8	Chicago				
69.	3-10	Vancouver				
70.	3-12	at Minnesota				
71.	3-13	at Winnipeg				
72.	3-16	at Montreal				
73.	3-17	Hartford				
74.	3-20	Montreal				
75.	3-23	at Boston				
76.	3-24	Philadelphia				
77.	3-26	at Washington				
78.	3-28	Quebec				
79.	3-30	at Hartford				
80.	3-31	Washington				

A U T O G R A P H S

**Boy, could
I go for a
Genny now.®**

