


PITTSBURGH Penguins



1989-90 Media Guide and Yearbook

Editor: Cindy Himes
Assistant Editor: Harry Sanders
 Denny Cavanaugh
 Ron Trombetta
Cover Art: Vance, Wright &
 Adams Associates,
 Inc.
Printer: Herrmann Printing &
 Litho, Inc.



Cover Features: Mario Lemieux, Tom
 Barrasso, Paul Coffey & Rob Brown

TABLE OF CONTENTS

AHL Standings	80
Alignment-NHL	182
All Star Game	188
All-Time Goaltending vs Pittsburgh	153
All-Time Leaders	124
All-Time Leaders-Opponents	152
All-Time Roster	162
Attendance Records	116
Award Winners-NHL 88-89	184
Best Seasons	123
Captains	122
Career Scoring	118
Coffey Career Highlights	187
Coaches & Records	130
Dates In Penguins History	160
Draft Selections	72
En Route To Pittsburgh	79
Fastest Goals	144
Future Penguins	70
Game-By-Game Results	90
General Managers	168
Goaltenders Year-By-Year	128
Hat Tricks	156
IHL Standings	82
Individual Records	141
Jersey Numbers	164
Lemieux Career Highlights	186
Media Information	192
Multiple Point Games	87
Muskegon Lumberjacks	80
NHL Final Standings 88-89	84
On The Road	190
Overtime Records	143
Patrick Div. Daily Standings 88-89	92
Penalty Shots	148
Penguins Award Winners	185
Penguins Scoring 88-89	87
Player Bios	13
Players In The System	64
Playoffs 89	168
Playoff Records	177
Playoff Results-Pittsburgh	176
Playoff Scoring All-Time	174
Playoff Scoring Leaders-NHL 89	171
Radio/Television	183
Recap 88-89	83
Roster 89-90	94
Scoring Leaders-NHL 88-89	85
Season Openers	166
Shutouts	149
Stanley Cup Playoff Results 89	172
Streaks	147
Team-By-Team Records	146
Team Records	132
Team Scoring Summaries 88-89	96
Year-By-Year Leaders	125

For additional copies, mail \$6.00 plus \$1.50
 postage to: Pittsburgh Penguins Yearbook,
 Civic Arena, Pittsburgh, PA 15219

PITTSBURGH PENGUINS, INC.

Phone 412/642-1800

Civic Arena


FAX 412/642-1925

Chairman of the Board	Edward J. DeBartolo, Sr.
President	Marie Denise DeBartolo York
Secretary & Treasurer	Anthony W. Liberty
Vice-President and General Manager	Tony Esposito
General Counsel	Paul Martha
Head Coach	Gene Ubriaco
Asst. Coaches	Rick Kehoe & Rick Paterson
Trainer	Skip Thayer
Conditioning Coach	John Welday
Equipment Manager	Steve Latin
Ontario/Central Collegiate Scouts	Greg Malone & Les Binkley
Minnesota Scout	John Gill
Western Canada Scouts	Charlie Hodge & Doug MacCauley
New England Scout	Ralph Cox
Special Advisor	Angelo Bumbacco
Business Manager	Rick McLaughlin
Purchasing Agent	Dana Backstrom
Director of Press Relations	Cindy Himes
Asst Director of Press Relations	Harry Sanders
Director of Marketing	Tinsy Labrie
Director of Advertising Sales	Dave Peart
Director of Ticket Sales	Jeff Mercer
Box Office Manager	Carol Coulson
Marketing Staff	Emily Kohler, Mary Rosa, Chuck Saller Sharon Sirpilla, Steve Swetoha & Terri Young
Radio/Television Coordinator	Linda Raison
Director of Amateur Hockey	George Kirk
Receptionist	Kris Lasher
Team Physicians	Dr. Charles Burke, Dr. John McCarthy, Dr. Mary Lynn Scovazzo
Team Dentists	Dr. Raymond Rainka, Dr. Ronald Linaburg & Dr. David Donatelli

GENERAL INFORMATION

Executive Offices	Civic Arena, Gate # 2
Location of Press Box	East Side of Building
Dimensions of Rink	200 feet by 85 feet
Seating Capacity	16,025
Club Trains at	Pittsburgh, PA
Club Colors	Black, Gold and White
Radio Flagship Station	KDKA (1020 AM)
Television Station	WPGH-TV (Channel 53)
Cable	TCI/KBL
Play-by-Play Announcer	Mike Lange
Color Commentator	Paul Steigerwald

**FOR PENGUINS SEASON TICKETS AND GROUP SALES
INFORMATION, CALL 642-PENS OR 642-1985.**



EDWARD J. DEBARTOLO
Chairman of the Executive Committee

With ownership of the Pittsburgh Penguins of the National Hockey League, the three-time world champion San Francisco 49ers of the National Football League (owned by Edward J. DeBartolo, Jr.) as well as three thoroughbred racing facilities, the DeBartolo name has become synonymous with success in sporting competition. Edward J. DeBartolo has been instrumental in the development of each of these dynamic enterprises.

Thistledown, Mr. DeBartolo's first sports venture, is one of Ohio's top racing facilities. Home to the \$250,000 Ohio Derby, Thistledown hosts approximately 180 racing dates each year. In 1985, the facility underwent a \$25 million renovation which included the addition of the Midwest's first full-color Diamond Vision display system and other amenities. Louisiana Downs, the country's fifth largest track, is a premier facility which attracts the top contenders in the "Sport of Kings". The \$1,000,000 Super Derby, envisioned by Mr. DeBartolo and hosted at the Downs annually, is one of the world's richest 3-year-old Grade I stakes. America's newest world-class racing facility - Remington Park - which celebrated its inaugural season of racing in 1988, has already attained worldwide recognition for its racing innovations including Equitrack.

The firm also operates The Marie P. DeBartolo Sports Centre - new home to the San Francisco 49ers. The 49ers have been touted by sports professionals as the NFL "Team of the Decade" for their accomplishments.

Complementing his sporting achievement, Mr. DeBartolo is the founder and chief executive officer of the nation's leading shopping center development and management firm. During the past four decades, the firm has developed, owned/operates over 86 million square feet of commercial space from coast to coast. Office buildings, hotels, industrial parks and other ventures also carry the DeBartolo portfolio. At Executive Headquarters in Youngtown, Ohio, Mr. DeBartolo employs a complete in-house staff with the capacity to research, plan, engineer, construct, manage, lease and promote any project the firm undertakes. Currently over 82 projects are in the development/planning stages.

Mr. DeBartolo has earned national acclaim from business and community leaders for his expertise. He was selected as Man of the Year in 1983 by the Vectors/ Pittsburgh, Youngtown State University's Distinguished Citizen in 1984 and as a 1985 recipient of the Ohio Governors award. He was also one of 80 distinguished Americans to receive the Ellis Island medal of honor in 1986. During 1989, Mr. DeBartolo was named as a winner of thoroughbred racing's highest honor - The Special Eclipse. He became one of only seven individuals in the 18 year history of the program to receive this prestigious award which is presented annually by the Thoroughbred Racing Association, the Daily Racing Form and National Turf Writers Association.

A member of the Thoroughbred Racing Association, Urban Land Institute and the National Realty Committee, Mr. DeBartolo has also served on the Board of International Council of Shopping Centers and the Advisory Council of the University of Notre Dame (where he received his degree in engineering).



MARIE DENISE DEBARTOLO YORK
President

Marie Denise DeBartolo is actively involved in the family's sports enterprises. Along with her father, Edward J. DeBartolo and brother, Edward J. DeBartolo, Jr., she has helped to shape the growth of the Pittsburgh Penguins as well as three top-notch thoroughbred racing facilities. In addition to these responsibilities, Marie Denise oversees wide-ranging activities for the nation's largest shopping center development and management firm - The Edward J. DeBartolo Corporation. As Executive Vice President of Personnel and Public Relations, she is dedicated to the formulating innovative employee-oriented programs which have earned her the respect of professionals throughout the shopping center industry. Additionally, her department is responsible for all Corporate marketing efforts, advertising campaigns, press conferences, community events as well as all publications and brochures.

A graduate of St. Mary's College at Notre Dame, Marie Denise has been with the Corporation 17 years. Her significant contributions to the firm during that period have earned her several key promotions. Marie Denise is married to John C. York II, M.D. They have two sons and twin daughters.



ANTHONY W. LIBERATI
Secretary and Treasurer

For the past seven years, Anthony W. Liberati has successfully directed a broad spectrum of real estate and financial activities for The Edward J. DeBartolo Corporation, the nation's largest developer and manager of shopping malls.

Liberati, who effectively serves as Senior Vice President of Corporate Planning and Finance, has helped coordinate the development of DeBartolo's diversified interests, including shopping centers, mixed-use projects, office towers and sports enterprises, in 24 states. Prior to his appointment with DeBartolo, Liberati was the former Executive Vice President of Equibank's Banking Group in Pittsburgh. He was responsible for both retail and commercial functions at the Bank's 89 offices. Liberati was also involved in commercial and international lending, construction/real estate finance as well as government institutional lending. In June, 1981, Liberati left Equibank to organize LDS Associates as specialists in real estate development and investment. The DeBartolo Corporation made LDS a Pittsburgh subsidiary after Liberati's appointment in April, 1982.

Liberati is a graduate of Duquesne University in Pittsburgh with a degree in finance. He attended St. Mary of the Mount High School in Pittsburgh. Married to the former Margie Hirth of Pittsburgh, Liberati and his wife have three daughters, Lisa and Carla of Pittsburgh and Dayna Liberati DiRienzo. The Liberati's reside in Canfield, Ohio.



TONY ESPOSITO
Vice President & General Manager

Tony, 46, proved to be very successful in his first year of managing the Penguins. A team that had not qualified for the playoffs in seven seasons improved and advanced to a 7-game Patrick Division Finals.

Named Vice President & General Manager of the franchise on April 14, 1988, Tony joined the Pens after a 16-year playing career which earned him the reputation as one of the premier goaltenders in the history of the sport. On September 7, 1988, he was inducted into the Hockey Hall of Fame in Toronto, and on November 20, 1988 the Chicago Blackhawks' organization retired Tony's jersey #35 as a tribute to his years of outstanding play in the National Hockey League.


He broke into the NHL with the Stanley Cup Champion Montreal Canadiens in 1968-69 and was selected the following year by Chicago in the NHL Inter-League Draft, playing with the Blackhawks through 15 seasons until he retired from play in 1984.

In his first year with Chicago, Tony won the Vezina Trophy as the league's top goaltender and was honored with the Calder Trophy as the NHL Rookie of the Year. He won the Vezina Trophy a second time in 1972 sharing the honors with teammate Gary Smith and again in 1974 along with Philadelphia's Bernie Parent. In addition, he was named to the NHL All-Star Teams on five occasions.

Tony currently ranks 3rd among All-Time NHL goaltenders with 423 wins to his credit and 7th among all-time shutout leaders with 76 including 15 his rookie season which is still a Blackhawk record. He ended his playing career with a 2.92 goals against average through 886 regular season games and accumulated an additional 45 wins and 6 shutouts in playoff competition.

Prior to his appointment with the Penguins, Tony served as Director of Player Personnel for the NHL's Player Association. He is a graduate of Michigan Tech with a Bachelor of Science degree in business.

Tony and wife Marilyn have two sons, Mark (21) and Jason (18) and reside in Pittsburgh's North Hills area.



J. PAUL MARTHA
General Counsel


A native Pittsburgher, Paul is well known for his involvement with sports throughout the city. A standout athlete for many years, he has spent the past ten years serving the sports community at the management level.

A graduate of the University of Pittsburgh, Paul was an All-American halfback at Pitt and was the Pittsburgh Steelers' #1 draft choice in 1964. He played defensive back for the Steelers in the NFL from 1964-69 while attending law school. Paul obtained his Doctor of Law degree at Duquesne University in 1969 and retired from pro football with the AFL Denver Broncos in 1970 to practice law on a full-time basis.

Paul joined the Penguins' organization during the summer of 1978 after the DeBartolo Corporation took control of the franchise. He was elected Vice-President prior to the 1978-79 season and has handled the club's legal matters as general counsel since that time. He has also served on the NHL Board of Governors.

With a background in law and professional football, Paul was selected to serve as Neutral Arbitrator for the NFL in 1982. He also served as President for the defunct Maulers in the USFL during their season in Pittsburgh and has handled legal work for the San Francisco 49ers of the NFL. He became involved with the Major Indoor Soccer League as well, serving as Vice President for the Pittsburgh Spirit.

Paul currently serves as Executive Vice President of the Civic Arena Corporation and heads operations of the entertainment facility by overseeing its daily operation. He and wife Bobbie reside in the North Hills and are the parents of three sons.



GENE UBRIACO
HEAD COACH

Gene, 51, enters his second season behind the Penguins' bench after coaching the team to their best finish (6th overall) in club history.

Under his guidance, the Penguins had a record breaking year as they established a new NHL record for power play goals (119) and set club records for most overall wins (40), most goals (347) and most shorthanded goals (19) in a season. In addition, the Penguins play improved on the road as they set club records for most road wins (16), road points (36) and road goals (162) in a season.

A member of the original Penguins team in 1967-68, Gene rejoined the Penguins after coaching the Baltimore Skipjacks of the AHL for five years. During his first year with Baltimore he guided his club to the best record in the league (46-24-10) and Southern Division title advancing to the playoff semi-finals. At the conclusion of the 1983-84 season, he was honored as the AHL Coach of the Year.

In 1984-85, during his second year behind the Jacks' bench, Ubriaco's team advanced to the Calder Cup Finals and set a new AHL record which still stands with 16 consecutive victories during the season.


A competitive forward during his playing career, Ubriaco played in the AHL from 1960-67 for Rochester, Pittsburgh and Hershey. He broke into the NHL ranks in 1967 with the Penguins and played for Oakland and Chicago before retiring as a player in 1971.

Gene's coaching career began in 1972-73 as an assistant with Lake Superior State College. In 1975 he served as general manager and coach for Chicago in the United States Hockey League and was honored as USHL Coach of the Year before moving on to coach Milwaukee in 1976. His coaching career has spanned the International Hockey League (1977-79), Eastern Hockey League (1979-81), Central Hockey League (1981-83) and American Hockey League (1983-88) since 1976.

Actively involved in a variety of charity and community programs, Ubriaco has served as counselor and program director for the American Hearing Impaired Hockey School in Chicago since 1974 and currently serves as their Executive Vice President.

Gene and wife Nella are parents of a daughter Francine and son Gene.

GENE UBRIACO Birth: December 26, 1937 in Sault Ste. Marie, Ontario								
YEAR	CLUB	LEAGUE	W	L	T	PTS	FINISH	PLAYOFFS
1979-80	Baltimore	EHL	41	25	4	86	2nd	Finals
1980-81	Baltimore	EHL	29	36	7	65	4th	Semi-Finals
1981-82	Nashville	CHL	41	35	4	86	4th	Semi-Finals
1982-83	Birmingham	CHL	41	37	2	84	3rd	Finals
1983-84	Baltimore	AHL	46	24	10	102	1st	Semi-Finals
1984-85	Baltimore	AHL	45	27	8	98	2nd	Finals
1985-86	Baltimore	AHL	24	44	8	56	7th	--
1986-87	Baltimore	AHL	36	37	8	78	5th	--
1987-88	Baltimore	AHL	13	58	9	35	7th	--
1988-89	Pittsburgh	NHL	40	33	7	87	2nd	Quarter-Finals




RICK KEHOE
Assistant Coach

Rick, 37, begins his third season on the Penguins' coaching staff. An NHL right winger through 14 seasons, he broke into the NHL with Toronto after the Maple Leafs drafted him in 1971. After three seasons he was traded to Pittsburgh where he spent the remainder of his playing career making his mark in the Penguins' record books.

He ranks second on the Penguins All-Time Scoring List with 636 points points to his credit through nine plus seasons. He also ranks second in all-time goals scored with 312 and games played with 722 while ranking third in all-time assists with 324.

Rick was honored after the 1980-81 season winning the NHL's Lady Byng Trophy in recognition of a year when he set a club record for goals in a season with 55. He was also Pittsburgh's representative in the 1981 and 1983 NHL All Star Games.

Residing in the South Hills of Pittsburgh, Rick is married to Kathy and has a daughter Carrie (13).



RICK PATERSON
Assistant Coach


Rick, 31, enters his second year of coaching after a 10-year playing career which spanned three leagues as a pro. Drafted by Chicago in the 1978 NHL Draft, he spent his entire NHL career with the Blackhawks' organization. Known for his defensive work as a forward and his penalty killing, he still owns the Black Hawks' record for fastest two shorthanded goals scored in a game when he tallied the goals 2:30 apart vs Winnipeg during the 1984-85 campaign.

During his NHL career, Paterson played in 430 games for Chicago and scored a total of 50 goals with 14 coming when his team was shorthanded. A dedicated and hard-working player, he primarily played on his team's checking line and has experience at all three forward positions.

After the 1987-88 season, Rick entertained the thought of working as a hockey referee and attended a school for on-ice officials in Canada.


Rick and wife Anne have a daughter Brittany (2 1/2 years) and reside in Pittsburgh's North Hills year-round.

PENGUINS STAFF




CHARLES "SKIP" THAYER - TRAINER

Skip has 19 years of experience as an athletic trainer including 18 years with the Chicago Black Hawks organization. While attending the University of Maine, he worked as a trainer at Colby College and upon graduation moved to Indiana University where he worked in athletic therapy and obtained his masters degree. He served as the head trainer at Nicholls College in Massachusetts for two years prior to joining the BlackHawks in 1969. While working in the NHL with Chicago he helped to organize the NHL Trainers Association and at one time served as it's president. Skip has worked as a certified paramedic for ten of the past eleven off-seasons. Last summer he recieved his massage practitioner certification from Heartwood Institute in California.



JOHN WELDAY - STRENGTH & CONDITIONING COACH

John joins the Penguins this year after working five years as the Strength and Conditioning Coach at Dartmouth College. During that time he also served as an instructor for physical education classes in strength training. A Penn State graduate with a Bachelors degree in health and physical education, John played offensive tackle for the Nittany Lions in 1978 and 1979 until an injury confined him to the training room. He then served as an assistant strength coach with PSU from 1980 to 1983 working with the varsity athletes. He also worked as a teaching assistant for PSU major's program on strength and conditioning. A native of Toronto, Ohio, John and wife Jodi are the parents of son Jared and daughter Jordan.




STEVE LATIN - EQUIPMENT MANAGER

A gradute of Eastern Michigan University in Ypsilante with an associates degree in business, Steve began working in the NHL with the Detroit Red Wings in 1980. After gaining six years of experience with Detroit, he moved on to Hartford where he worked as the Whalers assistant equipment manager the following two seasons. A Dearborn, Michigan native Steve begins his second season with the Penguins.


The Pittsburgh Penguins have a complete medical staff in tact for the 1989-90 season. Orthopedic Surgical Associates specialize in sports medicine and have Dr. Chip Burke, Dr. Lynn Scovazzo and Dr. John McCarthy working at offices in Oakland and Fox Chapel.

The Specialists, Inc. specializing in internal medicine, will also work with the Penguins with Dr. Terry Philbin, Dr. Larry Dobkin and Dr. Elizabeth Fries on staff at Mercy, St. Clair and Ohio Valley Hospitals.


SCOUTING STAFF




Greg Malone
Ontario/Central
Collegiate




Les Binkley
Ontario/Central
Collegiate




John Gill
Minnesota Scout




Charlie Hodge
Western Canada Scout



Doug Macauley
Western Canada Scout



Ralph Cox
New England Scout




Angelo Bumbacco
Special Advisor


PENGUINS OFFICE STAFF




Cindy Himes
Dir. Press Relations



Harry Sanders
Asst. Dir. P.R.



Tinsy Labrie
Director of Marketing



Jeff Mercer
Dir. of Ticket Sales



Carol Coulson
Box Office Manager



Dave Peart
Dir. of Adv. Sales



George Kirk
Dir. Amateur Hockey




Michele Colaianni
Secretary-GM




Kris Lasher
Receptionist

RADIO/TELEVISION



Mike Lange
Play-by-Play



Paul Steigerwald
Color Commentary



Site of the 1990 NHL All-Star Game.

CIVIC ARENA

Pittsburgh's Civic Arena features the largest retractable stainless steel roof in the country. Originally designed for use by the Civic Light Opera, the dome cost 9 million dollars of the building's 22 million dollars in construction costs. The roof has no interior support but instead is supported by a huge cantilever arm arching 260 feet.

Opened in 1961, the Civic Arena has undergone various expansion programs. In 1972-73, the press box was built on the East side and 23 "super boxes" were constructed on its West side two years later. North end and South end balconies (each with 1,500 additional seats) were constructed. Currently, the Civic Arena is in the midst of a three-year \$11.4 million renovation program which includes exterior landscaping, new A-level seating, reconstruction of the Igloo Club and the addition of new super boxes, new concourses and an expanded press box.

CIVIC ARENA CORPORATION EXECUTIVE COMMITTEE


J. Paul Martha	President
Thomas J. Rooney	Arena Director/VP-Marketing
William C. Strong	VP-Communications & Sales
Edward R. Walter	Business Manager
Richard L. McLaughlin	Controller

CIVIC ARENA CORPORATION

Dana Backstrom	Purchasing Agent
Jamie Belo	Banquet Sales Director/Igloo Club
Tim Carey	Director/Food Services
Diane Dubis	Box Office Manager
Bob Gaudio	Operations Manager/Igloo Club
Mike Gentile	Production Manager
Elaine Heufelder	Office Manager
Lance W. Jones	Director of Bookings
Joe Katrencik	Director of Promotions
Dwight Lenzner	Director of Group Sales
Sam Rogiero	Manager/Concessions
Jim Sacco	Director of Building Operations

The Players






TEAM	CAREER RECORD VS							
	GP	MP	GA	SO	AVG	W	L	T
Boston	31	1866	111	2	3.57	14	12	5
Calgary	9	431	27	0	3.75	4	4	0
Chicago	11	664	45	0	4.07	7	4	0
Detroit	13	805	37	0	2.76	5	3	5
Edmonton	9	501	39	1	4.67	1	7	1
Hartford	35	2039	112	3	3.29	15	15	3
Los Angeles	12	684	35	1	3.07	4	5	2
Minnesota	10	544	28	0	3.08	5	3	1
Montreal	24	1405	77	2	3.29	9	12	3
New Jersey	17	995	50	1	3.02	12	1	3
NY Islanders	15	788	41	0	3.12	8	3	1
NY Rangers	16	944	45	0	2.86	8	4	3
Philadelphia	11	628	36	0	3.44	4	6	0
Pittsburgh	11	655	35	0	3.21	4	3	3
Quebec	29	1641	99	0	3.62	12	13	2
St. Louis	13	708	34	0	2.88	7	3	1
Toronto	10	594	33	1	3.33	6	4	0
Vancouver	8	448	40	0	5.36	3	5	0
Washington	14	809	41	1	3.04	7	5	2
Winnipeg	12	720	42	1	3.50	7	5	0

#35

TOM BARRASSO

Goaltender 6' 3" 211 lbs.
Age: 24 (March 31, 1965)
Born: Boston, Mass.
Catches: Right
Acquired: Trade with Buffalo on Nov. 12, 1988
Drafted: Buffalo's 1st round choice, 5th overall in the 1983 Entry Draft.



1988-89

Tom played 10 games for the Buffalo Sabres before being traded to Pittsburgh on Nov. 12...played 44 games with the Penguins with a 18-15-7 record and posted a 4.04 average...his 18 wins was the most by a Penguin netminder since 1985-86...set a club record with 57 saves at Chicago on March 12...recorded two 4-game win streaks from Nov. 23-Dec. 3 and Dec. 14-20...played in 16 consecutive games from Feb. 18-Mar. 20...Was 12-8-3 at home and 7-7-4 on the road...ranked 2nd among NHL goalies in penalty minutes with 70...set a new club record for assists with five and his combined total (Buffalo) of eight shared the league lead with Ron Hextall of Philadelphia...missed 10 games with a pulled groin and two with an injury to his right shoulder...was 7-4 in the playoffs with a 3.75 average.

CAREER

He has the distinction of being drafted higher than any goaltender in NHL history as Buffalo selected him 5th overall in 1983...a native of Boston, Mass., he broke into the NHL after a successful high school career at Acton-Boxboro...captured the Vezina Trophy as the league's top goalie in 1983-84 along with the Calder Trophy as the NHL's Rookie of the Year...named to the NHL First All-Star Team and All Rookie Team at the conclusion of the 1983-84 season...was named to the NHL Second All-Star Team and shared the William Jennings Trophy with teammate Bob Sauve in 1984-85...played in the 1985 All-Star Game...played for Team USA in the 1984 and 1987 Canada Cup Tournaments...has 142 NHL victories to his credit...has finished 1st or 2nd in voting for the Vezina Trophy three of the last six years.

PERSONAL

Tom and wife Megan have a daughter Ashley...he has been active in the "Athletes Against Drunk Driving" programs.

CAREER PLAYING RECORD

Season	Team	League	Regular Season					Playoffs				
			GP	MP	GA	SO	AVG	GP	MP	GA	SO	AVG
1981-82	Acton-Boxboro	H.S.	23	1035	32	7	1.39	-	-	-	-	-
1982-83	Acton-Boxboro	H.S.	23	1035	17	10	0.73	-	-	-	-	-
1983-84	Buffalo (abcd)	NHL	42	2475	117	2	2.84	3	139	8	0	3.45
1984-85	Buffalo (ef)	NHL	54	3248	144	5*	2.86	5	300	22	0	4.40
1984-85	Rochester	AHL	5	267	6	1	1.35	-	-	-	-	-
1985-86	Buffalo	NHL	60	3561	214	2	3.61	-	-	-	-	-
1986-87	Buffalo	NHL	46	2501	152	2	3.65	-	-	-	-	-
1987-88	Buffalo	NHL	54	3133	173	2	3.31	4	224	16	0	4.29
1988-89	Buffalo	NHL	10	545	45	0	4.95	-	-	-	-	-
1988-89	PITTSBURGH	NHL	44	2406	162	0	4.04	11	631	40	0	3.80
	NHL TOTALS		310	17869	1007	13	3.38	23	1294	86	0	3.99
	PITTSBURGH TOTALS		44	2406	162	0	4.04	11	631	40	0	3.80

* - League-Leading Total

a - NHL First All-Star Team (1983-84)

b - Won Vezina Trophy (1983-84)


c - Won Calder Memorial Trophy (1983-84)

d - NHL All-Rookie Team (1983-84)

e - NHL Second All-Star Team (1984-85)

f - Shared William Jennings Trophy with Bob Sauve (1984-85)


Traded to PITTSBURGH by Buffalo with Buffalo's third round draft choice in 1990 Entry Draft for Doug Bodger and Darrin Shannon on Nov. 12, 1988.



TEAM	CAREER SCORING VS										GP	G	A	PTS	PIM	PG	SG	WG
	GP	G	A	PTS	PIM	PG	SG	WG	TEAM	GP								
Bos.	7	0	2	2	6	0	0	0	NJD	10	3	3	6	8	1	0	1	0
Buf.	4	1	2	3	14	0	1	0	NYI	11	4	2	8	4	3	0	0	0
Cal.	4	0	0	2	0	0	0	0	NYR	13	2	6	6	0	0	0	0	0
Chi.	5	3	1	4	8	1	1	1	Phil.	12	2	4	6	10	0	0	0	0
Det.	6	1	3	4	4	0	0	0	Que.	5	5	1	1	2	0	0	0	0
Edm.	5	0	2	2	8	0	0	0	STL	4	1	1	2	10	1	0	0	0
Hart.	7	0	2	2	26	0	0	0	Tor.	5	2	1	3	4	0	0	2	1
LAK	4	1	1	2	10	0	0	0	Van.	5	2	0	2	16	1	0	0	0
Min.	3	0	1	1	0	0	0	0	Wash.	13	1	4	5	14	0	0	0	0
Mont.	4	0	1	1	2	0	0	0	Wpg.	5	0	4	4	9	0	0	0	0

PHIL BOURQUE

Defense 6' 1" 196 lbs.
Age: 27 (June 8, 1962)
Born: Chelmsford, Mass.
Shoots: Left
Acquired: Signed by Pittsburgh as a free agent on Oct. 4, 1982



1988-89

Played his first full season in the NHL and was the only Pittsburgh player to play in all 80 games...he set personal single season highs in goals (17), assists (26) and points (43) while falling only one point short of doubling his entire NHL career point total...12 of 17 goals were scored as a forward... ranked 3rd on the team with two shorthanded goals...had ten multiple point games during the year and recorded three 4-game point scoring streaks including a 4-game goal scoring streak from Dec. 10-17. He recorded 29 (13 + 16) points at home and 14 (4 + 10) points on the road. Phil scored the Penguins' only overtime goal in the playoffs beating Ron Hextall at 12:08 of OT in game three of the Patrick Division Finals.

CAREER

Phil enters his eighth season with the Penguins' organization after signing with Pittsburgh as a free agent in 1982...during his pro career, he had played all or part of each season in the minor leagues until 1988-89...played his junior hockey with Kingston of the OHL before turning pro.

PERSONAL

Phil spent most of the off-season in Baltimore...enjoys water skiing and weightlifting...has done charity work with MS and Make A Wish Foundation... favorite road arena: Boston Garden.


CAREER PLAYING RECORD

Season	Team	League	Regular Season					Playoffs				
			GP	G	A	PTS	PIM	GP	G	A	PTS	PIM
1980-81	Kingston	OHL	47	4	4	8	46	6	0	0	0	10
1981-82	Kingston	OHL	67	11	40	51	111	4	0	0	0	0
1982-83	Baltimore	AHL	65	1	15	16	93	-	-	-	-	-
1983-84	PITTSBURGH	NHL	5	0	1	1	12	-	-	-	-	-
1983-84	Baltimore	AHL	58	5	17	22	96	-	-	-	-	-
1984-85	Baltimore	AHL	79	6	15	21	164	13	2	5	7	23
1985-86	PITTSBURGH	NHL	4	0	0	0	2	-	-	-	-	-
1985-86	Baltimore	AHL	74	8	18	26	226	-	-	-	-	-
1986-87	PITTSBURGH	NHL	22	2	3	5	32	-	-	-	-	-
1986-87	Baltimore	AHL	49	15	16	31	183	-	-	-	-	-
1987-88	Muskegon (ab)	IHL	52	16	36	52	66	6	1	2	3	16
1987-88	PITTSBURGH	NHL	21	4	12	16	20	-	-	-	-	-
1988-89	PITTSBURGH	NHL	80	17	26	43	97	11	4	1	5	66
	NHL & PGH TOTALS		132	23	42	65	163	11	4	1	5	66

(a) - IHL First All-Star Team (1987-88)

(b) - Won Governor's Trophy (Outstanding Defenseman-IHL) (1987-88)

Signed as a free agent by **PITTSBURGH** on Oct. 4, 1982.




TEAM	GP	G	A	PTS	PIM	PG	CAREER SCORING VS			GP	G	A	PTS	PIM	PG	SG	WG
							SG	WG	TEAM								
Bos.	4	4	0	4	0	2	0	1	NJD	10	5	10	15	23	5	0	1
Buf.	4	1	0	1	0	0	0	0	NJD	11	5	8	13	8	1	0	0
Cal.	2	5	1	4	5	6	1	0	NYI	8	5	5	10	35	4	0	0
Chi.	5	3	4	7	10	0	0	0	Phil.	10	3	8	11	10	0	0	1
Det.	3	3	0	3	0	1	0	0	Que.	6	2	2	4	12	1	0	0
Edm.	6	4	4	8	0	2	0	1	STL	6	5	3	8	2	3	0	1
Hart.	4	0	1	3	4	7	0	0	Tor.	6	4	5	9	0	1	0	0
LAK	4	4	0	1	1	0	0	0	Van.	5	3	2	5	4	1	0	0
Min.	4	4	8	12	4	1	0	0	Wash.	11	11	10	21	25	9	0	1
Mont.	5	4	5	9	6	2	0	0	Wpg.	5	4	4	8	24	2	0	1

#44

ROB BROWN

Center 5' 11" 185 lbs.
Age: 21 (April 10, 1968)
Born: Kingston, Ontario
Shoots: Left
Acquired: Pittsburgh's 4th round choice, 67th overall in 1986 Entry Draft.



1988-89

Rob finished 5th in league scoring (115) and was tied for 6th in goal production (49) along with Edmonton's Jimmy Carson...his 24 power play goals ranked 3rd in the NHL...led the league with a 29.0% shooting percentage... became only the 4th player in club history to record 100 or more points in a season while only Mario Lemieux has recorded more points in a year...he doubled his goal total and tripled his assists from last year...set club records for most points (115), assists (66) and power play goals (24) by a right wing in a season...ranked 2nd on the team in points, goals, power play goals and game-winners (6) while finishing 3rd in assists...registered 47 (24 + 23) points on the power play...had 35 multiple point games including a personal high six (1 + 5) points at Minnesota on Jan. 12...had nine multiple goal games including four hat tricks...had 63 (25 + 38) points at home and 52 (24 + 28) points on the road... had at least one point in 55 of 68 games...missed a total of 12 games with a separated right shoulder...three of his five playoff goals were game-winners which tied for 2nd in the league...recorded his 100th NHL point vs New Jersey on Dec. 10 and played his 100th NHL game vs Detroit on Jan. 28...played in the NHL All-Star Game at Edmonton.

CAREER

Rob left his mark in the junior record books before turning pro...during his final year with Kamloops (WHL) Rob led the league in goals, assists and points and set career records for assists (343) and points (522)...he was honored as the 1986-87 Canadian Major Junior Player of the Year along with WHL Player of the Year and Western Division Player of the Year...was named to the WHL First All-Star Team in 1985-86 and 1986-87. During his rookie NHL season he was assigned to the Canadien National Junior Team and played in the World Junior Championships in the Soviet Union. He ranks 20th on Pittsburgh's All-Time Goals List (73) and 25th in career scoring (159).

PERSONAL

Rob split the summer months between Edmonton and Kamloops where his father serves as the general manager of the Kamloops Blazers in the WHL...worked the Kamloops Blazers Hockey School...has done charity work with the Cystic Fibrosis Foundation in Pittsburgh...favorite road arena: Los Angeles Forum.

CAREER PLAYING RECORD


Season	Team	League	Regular Season					Playoffs				
			GP	G	A	PTS	PIM	GP	G	A	PTS	PIM
1983-84	Kamloops	WHL	50	16	42	58	80	15	1	2	3	17
1984-85	Kamloops	WHL	60	29	50	79	95	15	8	18	26	28
1985-86	Kamloops (ab)	WHL	69	58	115*	173*	171	16	18	28	46	14
1986-87	Kamloops (abc)	WHL	63	76*	136*	212*	103	5	6	5	11	6
1987-88	PITTSBURGH	NHL	51	24	20	44	56	-	-	-	-	-
1988-89	PITTSBURGH	NHL	68	49	66	115	118	11	5	3	8	22
	NHL & PGH TOTALS		119	73	86	159	174	11	5	3	8	22

* - League-leading total

a - WHL Player of the Year (1985-86 & 1986-87)

b - WHL First All-Star Team (1985-86 & 1986-87)

c - Canadian Major Junior Player of the Year (1986-87)




TEAM	GP	G	A	PTS	PIM	PG	CAREER SCORING VS			GP	G	A	PTS	PIM	PG	SG	WG
							SG	WG	TEAM								
Bos.	18	0	1	1	41	0	0	0	NJD	37	2	4	6	127	1	0	0
Buf.	16	1	2	3	27	0	0	0	NYI	32	3	1	4	24	0	0	0
Cal.	17	0	0	0	31	0	0	0	NYR	36	0	3	3	90	0	0	0
Chi.	17	1	1	2	25	1	0	0	Phil.	40	0	5	5	93	0	0	0
Det.	16	0	0	0	28	0	0	0	Que.	16	0	6	6	51	0	0	0
Edm.	14	1	2	3	8	0	0	0	STL	18	0	3	3	22	0	0	0
Hart.	18	0	1	1	49	0	0	0	Tor.	18	3	2	5	69	1	0	0
LAK	13	1	1	2	30	0	0	1	Van.	16	0	3	3	34	0	0	0
Min.	13	0	3	3	45	0	0	0	Wash.	39	2	7	9	99	0	0	0
Mont.	16	1	1	2	36	0	0	0	Wpg.	15	1	2	3	17	1	0	0

#7

ROD BUSKAS

Defense 6' 1" 206 lbs.
Age: 28 (January 7, 1961)
Born: Wetasiwin, Alberta
Shoots: Right
Acquired: Pittsburgh's 6th Round draft choice 112 overall in 1981 Entry Draft



1988-89

Rod became only the ninth player to play in over 400 games as a Penguin and finished the year with 425 games to his credit...recorded six points with his only goal scored at Toronto on Nov. 16...had four assists at home and one goal plus one assist on the road. He missed seven games with an injured right knee. Rod became the Penguins all-time penalty minute leader on Nov. 3 vs Quebec breaking Bryan Watson's mark of 871...finished the season with 946 career penalty minutes...played his 400th NHL game on Dec. 6 vs Chicago.

CAREER


Entering his ninth season with the Pittsburgh organization...was Pittsburgh's fifth selection in the 1981 Entry Draft...played his junior hockey for Medicine Hat of the WHL.

PERSONAL

Rod and wife Debbie spent the off-season at their home in Medicine Hat, Alberta...he enjoys playing golf and slo-pitch softball.

CAREER PLAYING RECORD

Season	Team	League	Regular Season				Playoffs					
			GP	G	A	PTS	PIM	GP	G	A	PTS	PIM
1978-79	Billings	WHL	1	0	0	0	0	-	-	-	-	-
1978-79	Medicine Hat	WHL	34	1	12	13	60	-	-	-	-	-
1979-80	Medicine Hat	WHL	72	7	40	47	284	16	1	6	7	31
1980-81	Medicine Hat	WHL	72	14	46	60	164	5	1	1	2	8
1981-82	Erie	AHL	69	1	18	19	78	-	-	-	-	-
1982-83	PITTSBURGH	NHL	41	2	2	4	102	-	-	-	-	-
1982-83	Baltimore	AHL	31	2	8	10	45	-	-	-	-	-
1983-84	PITTSBURGH	NHL	47	2	4	6	60	-	-	-	-	-
1983-84	Baltimore	AHL	33	2	12	14	100	10	1	3	4	22
1984-85	PITTSBURGH	NHL	69	2	7	9	191	-	-	-	-	-
1985-86	PITTSBURGH	NHL	72	2	7	9	159	-	-	-	-	-
1986-87	PITTSBURGH	NHL	68	3	15	18	123	-	-	-	-	-
1987-88	PITTSBURGH	NHL	76	4	8	12	206	-	-	-	-	-
1988-89	PITTSBURGH	NHL	52	1	5	6	105	10	0	0	0	23
	NHL & PGH TOTALS	NHL	425	16	48	54	946	10	0	0	0	23




TEAM	CAREER SCORING VS																	
	GP	G	A	PTS	PIM	PG	SG	WG	TEAM	GP	G	A	PTS	PIM	PG	SG	WG	
Bos.	3	0	0	0	16	0	0	0	NJD	6	0	2	0	2	0	0	0	0
Buf.	1	0	0	0	2	0	0	0	NYI	8	2	7	4	2	2	2	1	0
Cal.	4	3	1	4	4	0	0	0	NYR	6	2	2	0	5	0	0	0	0
Chi.	4	0	1	1	7	0	0	0	Phil.	2	1	0	0	2	1	0	0	0
Det.	3	1	3	4	0	0	0	0	Que.	5	2	1	0	5	0	0	0	0
Edm.	3	0	0	0	0	0	0	0	STL	2	1	0	0	2	0	0	0	0
Hart.	3	1	1	2	0	0	0	0	Tor.	1	0	0	0	5	0	0	0	0
LAK	3	1	0	1	0	0	0	0	Van.	3	2	1	3	4	0	0	0	0
Min.	3	1	0	1	2	0	0	0	Wash.	6	0	4	4	10	0	0	0	0
Mont.	3	1	0	1	0	0	0	0	Wpg.	2	0	1	1	0	0	0	0	0

#14

JOCK CALLANDER

Center 6' 1" 187 lbs.
Age: 28 (April 23, 1961)
Born: Regina, Sask.
Shoots: Right
Acquired: Signed by Pittsburgh as a Free Agent on July 31, 1987



1988-89

Jock split the season between Pittsburgh and Muskegon (IHL)...started the year in Muskegon and was recalled on Oct. 21...played eight games before returning to the Lumberjacks on Nov. 8...recorded a total of 64 (25 + 39) points through 48 IHL games...was recalled again on Feb. 18 and put together a 5-game scoring streak including a 4-game goal streak from Feb. 18-25 (4-0)...had 11 (6 + 5) points through 30 NHL games recording five (3 + 2) points at home and six (3 + 3) on the road...scored on a penalty shot vs Montreal's Patrick Roy on Mar. 18... finished 3rd among Penguins in playoff plus/minus with a + 6.

CAREER

Played his junior hockey with Regina of the WHL...has split the last two seasons between Pittsburgh and Muskegon...prior to breaking into the NHL in 1987-88, Jock recorded over 100 points in each of his three full IHL campaigns.

PERSONAL

Jock and wife Kathi split the off-season between Muskegon and Regina ...he enjoys golf and water skiing...has done charity work for the Cancer Society.

CAREER PLAYING RECORD

Season	Team	League	GP	Regular Season				PIM	Playoffs			
				G	A	PTS	PIM		G	A	PTS	PIM
1979-80	Regina	WHL	39	9	11	20	25	18	8	5	13	0
1980-81	Regina	WHL	72	67	86	153	37	11	6	7	13	14
1981-82	Regina	WHL	71	79	111	190*	59	20	13	26	39	37
1983-84	Montana	CHL	72	27	32	59	69	-	-	-	-	-
1983-84	Toledo	CHL	2	0	0	0	0	-	-	-	-	-
1984-85	Muskegon	IHL	82	39	68	107	86	17	8	13	21	33
1985-86	Muskegon (a)	IHL	82	39	72	111	121	14	12	11	23	12
1986-87	Muskegon (bcd)	IHL	82	54	82	136	110	15	13	7	20	23
1987-88	Muskegon	IHL	31	20	36	56	49	6	2	3	5	25
1987-88	PITTSBURGH	NHL	41	11	16	27	45	-	-	-	-	-
1988-89	PITTSBURGH	NHL	30	6	5	11	20	10	2	5	7	10
1988-89	Muskegon	IHL	48	25	39	64	40	7	5	5	10	30
	NHL & PGH TOTALS		71	17	21	38	65	10	2	5	7	10

* - League-leading figure

a - IHL Playoff MVP (1985-86)


b - IHL First All-Star Team (1986-87)

c - Shared Gatschene Memorial Trophy (MVP-IHL) with Jeff Pyle (1986-87)

d - Shared Lamoreau Memorial Trophy (Top Scorer-IHL) with Pyle (1986-87)

Signed as a free agent by **St. Louis** on September 28, 1981.

Signed as a free agent by **PITTSBURGH** ON July 31, 1987.




TEAM	CAREER SCORING VS																
	GP	G	A	PTS	PIM	PG	SG	WG	TEAM	GP	G	A	PTS	PIM	PG	SG	WG
Bos.	2	0	0	0	2	0	0	0	NJD	6	0	1	1	24	0	0	0
Buf.	4	0	0	0	34	0	0	0	NYI	6	0	2	2	26	0	0	0
Cal.	3	0	0	0	17	0	0	0	NYR	5	0	0	0	47	0	0	0
Chi.	2	0	0	0	0	0	0	1	Phil.	8	0	0	0	65	0	0	0
Det.	3	0	0	0	0	0	0	0	Que.	2	0	0	0	9	0	0	0
Edm.	2	0	0	0	0	0	0	0	STL	1	0	0	0	19	0	0	0
Hart.	5	1	1	2	4	0	0	0	Tor.	1	0	0	0	2	0	0	0
LAK	2	0	0	0	9	0	0	0	Van.	2	0	0	0	4	0	0	0
Min.	4	0	1	1	28	0	0	0	Wash.	8	0	0	0	29	0	0	0
Mont.	3	1	0	1	4	0	0	0	Wpg.	2	0	0	0	7	0	0	0

#16

JAY CAUFIELD

Right Wing 6'4" 237 lbs.
Age: 29 (July 17, 1960)
Born: Philadelphia, Pennsylvania
Shoots: Right
Acquired: Claimed by Pittsburgh in Waiver Draft from Minnesota on Oct. 3 1988



1988-89

Jay recorded five points through 58 games with the Penguins...scored his only goal of the season vs Washington's Clint Malarchuk on Nov. 30...three of his five points were recorded at home...he led the team in penalty minutes with 285 establishing a club record for the most minutes by a right wing and rookie breaking Dan Frawley's right wing record of 218 set in 1986-87 and Marty McSorley's rookie record of 224 in 1983-84. He missed 12 games with blood poisoning of the left ankle and an additional five games with a pinched nerve in his neck.

CAREER

Broke into the NHL with the NY Rangers in 1986-87...is coming off his first full season in the NHL...through 71 NHL games, Jay has recorded eight points...has also played in 12 playoff games.


PERSONAL

Jay and his wife Alicia make their home in Pittsburgh year-round...enjoys golf...has done charity work with the Special Olympics, Make-A-Wish, Children's Hospital and the Cystic Fibrosis Foundation...favorite road arena: Philidelphia Spectrum.

CAREER PLAYING RECORD

Season	Team	League	Regular Season				Playoffs					
			GP	G	A	PTS	PIM	GP	G	A	PTS	PIM
1984-85	North Dakota	WCHA	1	0	0	0	0	-	-	-	-	-
1985-86	Toledo	IHL	30	5	4	9	54	-	-	-	-	-
1985-86	New Haven	AHL	40	2	3	5	40	1	0	0	0	0
1986-87	NY Rangers	NHL	13	2	1	3	45	3	0	0	0	12
1986-87	Flint	IHL	12	4	3	7	59	-	-	-	-	-
1986-87	New Haven	AHL	13	0	0	0	43	-	-	-	-	-
1987-88	Minnesota	NHL	1	0	0	0	0	-	-	-	-	-
1987-88	Kalamazoo	NHL	65	5	10	15	273	6	0	1	1	47
1988-89	PITTSBURGH	NHL	58	1	4	5	285	9	0	0	0	28
	NHL TOTALS		72	3	5	8	330	10	0	0	0	40
	PGH TOTALS		58	1	4	5	285	9	0	0	0	28

Signed as a free agent by **NY Rangers** on October 8, 1985. Traded to **Minnesota** by **NY Rangers** with Dave Gagne for Jari Gronstrand and Paul Boutilier, October 8, 1987. Claimed by **PITTSBURGH** from **Minnesota** in NHL Waiver Draft on October 3, 1988.




TEAM	GP	G	A	PTS	PIM	PG	CAREER SCORING VS			GP	G	A	PTS	PIM	PG	SG	WG
							SG	WG	TEAM								
Bos.	25	3	16	19	38	1	0	0	NJD	37	14	25	39	58	4	0	1
Buf.	25	3	23	26	39	0	1	0	NYI	29	13	26	39	40	8	0	1
Cal.	56	27	52	79	78	8	2	1	NYR	31	10	32	42	20	4	1	0
Chi.	26	17	30	47	63	2	2	0	Phil.	30	11	22	33	55	6	0	0
Det.	25	14	24	38	36	1	0	1	Pgh.	20	9	17	26	14	2	1	0
Edm.	5	2	4	6	18	0	0	0	Que.	26	9	31	40	27	1	3	2
Hart.	26	13	26	39	50	8	0	1	STL	24	6	25	31	28	3	0	0
LAK	53	27	51	78	81	5	2	4	Tor.	27	7	27	34	28	1	1	0
Min.	25	11	18	29	50	5	0	1	Van.	54	22	53	75	77	5	1	4
Mont.	27	5	18	23	28	3	0	1	Wash.	32	12	28	40	74	5	0	0
									Wpg.	50	19	47	66	79	8	0	2

#77

PAUL COFFEY

Defense 6' 0" 200 lbs.
Age: 28 (June 1, 1961)
Born: Weston, Ont.
Shoots: Left
Acquired: Trade with Edmonton on November 24, 1987
Drafted: Edmonton's 1st round choice, 6th overall, 1980 Entry Draft



1988-89

Paul led all NHL defensemen in points (113), goals (30) and assists (83) with all three of those marks setting new Penguin records for a defenseman...is only the 2nd Penguin to record more than 80 assists in a season...had 64 (11 + 53) points on the power play which set club records for a defenseman... broke the club record for shots on goal in a season by a defenseman with 342 which ranked 3rd in the league. He recorded five 4-assist games...recorded at least one point in 59 of his 75 games played...through 28 Patrick Division games, he recorded 44 (11 + 33) points...recorded his 100th point of the season on Mar. 20 at Minnesota. He missed a total of five games with a bruised shoulder. Paul finished 2nd in team playoff scoring with 15 (2 + 13) points through 11 games...tied for 5th overall in assists...was named an NHL First Team All-Star at defense.

CAREER

A two-time Norris Trophy winner as the NHL's best defenseman in 1984-85 and 1985-86...has been named to the year-end NHL All-Star Team on six occasions... holds the NHL record for most goals in a season by a defenseman with 48 in 1985-86...has had 30 or more goals in a season four times in his career... ranks 3rd on the NHL All-Time Goal Scoring List (254) 6th in assists (595) and 5th in points (849) among defensemen...recorded his 800th NHL point on Jan. 21 at Edmonton...played his 600th NHL game on Dec. 4 at Boston.

PERSONAL

Paul spent most of the summer at his cottage in Ontario...enjoys boating during the summer months...favorite road arena: Nassau Memorial Coliseum.

CAREER PLAYING RECORD

Season	Team	League	Regular Season					Playoffs				
			GP	G	A	PTS	PIM	GP	G	A	PTS	PIM
1978-79	S.S. Marie (a)	OHA	68	17	72	89	103	-	-	-	-	-
1979-80	S.S. Marie	OHA	23	10	21	31	63	-	-	-	-	-
1979-80	Kitchner (b)	OHA	52	19	52	71	130	-	-	-	-	-
1980-81	Edmonton	NHL	74	9	23	32	130	9	4	3	7	22
1981-82	Edmonton (c)	NHL	80	29	60	89	106	5	1	1	2	6
1982-83	Edmonton (c)	NHL	80	29	67	96	87	16	7	7	14	14
1983-84	Edmonton (c)	NHL	80	40	86	126	104	19	8	14	22	21
1984-85	Edmonton (de)	NHL	80	37	84	121	97	18	12	25	37	44
1985-86	Edmonton (de)	NHL	79	48	90	138	120	10	1	9	10	30
1986-87	Edmonton	NHL	59	17	50	67	49	17	3	8	11	30
1987-88	PITTSBURGH	NHL	46	15	52	67	93	-	-	-	-	-
1988-89	PITTSBURGH (d)	NHL	75	30	83	113	193	11	2	13	15	31
	NHL TOTALS		653	254	595	849	979	105	38	80	118	198
	PGH TOTALS		121	45	135	180	286	11	2	13	15	31

a - OHA Third All-Star Team (1978-79)


b - OHA Second All-Star Team (1979-80)

c - NHL Second All-Star Team (1981-82, 1982-83 & 1983-84)

d - NHL First All-Star Team (1984-85, 1985-86 & 1988-89)

e - Won James Norris Memorial Trophy (1984-85 & 1985-86)

Traded by Edmonton to PITTSBURGH with Dave Hunter and Wayne Van Dorp for Craig Simpson, Moe Mantha, Dave Hannan and Chris Joseph, on Nov. 24, 1987. (Additional information on page 187)




TEAM	GP	G	A	PTS	PIM	PG	CAREER SCORING VS			GP	G	A	PTS	PIM	PG	SG	WG
							SG	WG	TEAM								
Bos.	3	0	0	0	6	0	0	0	NJD	7	0	1	12	0	0	0	0
Buf.	3	0	3	3	16	0	0	0	NYI	7	1	2	3	0	1	0	0
Cal.	3	0	1	1	2	0	0	0	NYR	7	1	3	4	24	0	0	0
Chi.	3	0	2	2	2	0	0	0	Phil.	7	3	4	7	4	3	0	0
Det.	3	1	2	3	6	0	0	0	Que.	3	2	0	2	15	1	0	0
Edm.	2	1	0	1	2	1	0	0	STL	3	1	3	4	2	1	0	0
Hart.	3	0	3	3	2	0	0	0	Tor.	3	1	5	6	0	0	0	0
LAK	3	0	0	0	0	0	0	0	Van.	3	0	3	3	7	0	0	0
Min.	3	1	1	2	0	1	0	0	Wash.	7	0	3	3	2	0	0	0
Mont.	3	0	1	1	2	0	0	0	Wpg.	3	0	0	0	4	0	0	0

#11

JOHN CULLEN

Center 5' 10" 187 lbs.
Age: 25 (August 2, 1964)
Born: Puslinch, Ont.
Shoots: Right
Acquired: Signed by Pittsburgh as a free agent on June 21, 1988
Drafted: Buffalo's 2nd choice, 10th overall in 1986 Supplemental Draft



1988-89

John led Penguin rookies in scoring with 49 points marking the 5th highest total registered by a Penguin rookie...his 37 assists tied Pierre Larouche for the 2nd highest total by a Penguin rookie, trailing only Mario Lemieux (57)... ranked 5th among all NHL rookies in assists and was tied for 4th in power play goals with eight...compiled a 4-game point scoring streak from Dec. 20-26 with five points...had 15 multiple point games including three (1 + 2) points vs Toronto on Nov. 10...his only 2-goal game came on Nov. 6 at Philadelphia... eight of his 12 goals were scored on the power play...recorded 21 (5 + 16) points at home and 28 (7 + 21) points on the road...recorded his first NHL point in the opener at Washington on Oct. 7 and his first NHL goal vs St. Louis' Vincent Riendeau on Oct. 15. John recorded nine (3 + 6) points through 11 playoff games which tied the 4th highest output by an NHL rookie.

CAREER

John was named the International Hockey League's 1987-88 Most Valuable Player when he led the league in scoring with 157 points...in addition he shared the IHL's Rookie of the Year Award with goaltender Ed Belfour and was honored by The Hockey News as the 87-88 Minor League Player of the Year. While playing for Boston University, he was named the 1984 ECAC Rookie of the Year and was honored as a Hockey East First Team All-Star in 1985 and 86...was also a 1986 -87 Hobey Baker finalist.

PERSONAL

John enjoys playing golf during the off-season...his father Barry, played four seasons in the NHL with the Toronto and Detroit organizations ...his uncles Brian and Ray combined for 11 years of NHL experience...favorite road arena: Toronto's Maple Leaf Gardens and Boston Garden.

CAREER PLAYING RECORD

Season	Team	League	Regular Season				PIM	Playoffs			PIM	
			GP	G	A	PTS		GP	G	A		PTS
1983-84	Boston U. (a)	ECAC	40	23	33	56	28	-	-	-	-	
1984-85	Boston U. (b)	H.E.	41	27	32	59	46	-	-	-	-	
1985-86	Boston U. (bc)	H.E.	43	25	49	74	54	-	-	-	-	
1986-87	Boston U. (d)	H.E.	36	23	29	52	35	-	-	-	-	
1987-88	Flint (efgh)	IHL	81	48	109*	157*	113	16	11	15*	26	16
1988-89	PITTSBURGH	NHL	79	12	37	49	112	11	3	6	9	28
	NHL & PGH TOTALS		79	12	37	49	112	11	3	6	9	28

* - League-leading Total

a - ECAC Rookie of the Year (1983-84)

b - Hockey East First All-Star Team (1984-85 & 1985-86)

c - NCAA East Second All-Star Team (1985-86)

d - Hockey East Second Team All-Star Team (1986-87)

e - IHL First All-Star Team (1987-88)

f - Won Gatschene Memorial Trophy (MVP-IHL) (1987-88)

g - Shared Longman Memorial Trophy (Top Rookie-IHL) (1987-88)

h - Won Lamoureux Memorial Trophy (Top Scorer-IHL) (1987-88)

Signed as a free agent by PITTSBURGH on June 21, 1988




TEAM	GP	G	A	PTS	PIM	PG	CAREER SCORING VS			GP	G	A	PTS	PIM	PG	SG	WG
							SG	WG	TEAM								
Bos.	33	3	5	8	16	1	0	0	NJD	15	0	4	4	20	0	0	0
Buf.	33	0	5	5	28	0	0	0	NYI	18	0	3	3	18	0	0	0
Cal.	17	2	10	12	10	0	0	0	NYR	18	1	3	4	16	0	0	0
Chi.	30	2	7	9	22	1	0	0	Phil.	16	1	2	3	8	0	0	0
Det.	20	0	3	3	21	0	0	0	Pgh.	19	2	4	6	35	0	0	0
Edm.	22	1	2	3	26	0	0	0	Que.	26	2	4	6	49	1	0	0
Hart.	38	4	5	9	29	1	0	0	STL	23	1	3	4	30	0	0	0
LAK	15	1	3	4	18	0	0	0	Tor.	34	0	4	4	42	0	0	0
Min.	37	4	6	10	32	0	0	1	Van.	20	0	2	2	16	0	0	0
Mont.	14	1	1	2	4	0	0	0	Wash.	17	2	7	9	8	0	0	0
									Wpg.	22	1	2	3	28	0	0	0

#27

GILBERT DELORME

Defense 6'1" 199 lbs.
Age: 26 (Nov. 25, 1962)
Born: Boucherville, Que.
Shoots: Right
Acquired: Signed by Pittsburgh as a free agent on June 16, 1989.
Drafted: Montreal's 1st round choice, 18th overall in 1981 Entry Draft.



1988-89

Gilbert had four points through 42 games with the Detroit Red Wings...three of his four points were against the Norris Division...scored his only goal of the season at St. Louis on March 4...ranked 5th among team defensemen in penalty minutes with 51...played four games at right wing...missed a total of 21 games due to injuries...recorded one assist through six playoff games... led his team in plus/minus during the playoffs with + 3.

CAREER

Broke into the NHL with Montreal in 1981...has a total of 487 NHL games under his belt while playing for Montreal, St. Louis, Quebec and Detroit...had his best season in 1982-83 with Montreal when he recorded 33 (12 + 21) points through 78 games.


PERSONAL

Gilbert and wife Diane have a son Jonathan (19 months)...enjoys boating and fishing...has worked with Special Olympics in Quebec...favorite road arena: Boston Garden.

CAREER PLAYING RECORD

Season	Team	League	Regular Season				Playoffs					
			GP	G	A	PTS	PIM	GP	G	A	PTS	PIM
1979-80	Chicoutimi	QJHL	71	25	86	111	68	12	2	10	12	26
1980-81	Chicoutimi	QJHL	70	27	79	106	77	12	10	12	22	16
1981-82	Montreal	NHL	60	3	8	11	55	-	-	-	-	-
1982-83	Montreal	NHL	78	12	21	33	89	3	0	0	0	2
1983-84	Montreal	NHL	27	2	7	9	8	-	-	-	-	-
1983-84	St. Louis	NHL	44	0	5	5	41	11	1	3	4	11
1984-85	St. Louis	NHL	74	2	12	14	53	3	0	0	0	0
1985-86	Quebec	NHL	64	2	18	20	51	2	0	0	0	5
1986-87	Quebec	NHL	19	2	0	2	14	-	-	-	-	-
1986-87	Detroit	NHL	24	2	3	5	33	16	0	2	2	14
1987-88	Detroit	NHL	55	2	8	10	81	15	0	3	3	22
1988-89	Detroit	NHL	42	1	3	4	51	6	0	1	1	2
	NHL TOTALS		487	28	85	113	476	56	9	10	10	56

Traded to St. Louis by Montreal with Greg Paslawski and Doug Wickenheiser for Perry Turnbull on December 21, 1983. Traded to Quebec by St. Louis for Bruce Bell on October 3, 1985. Traded to Detroit by Quebec with Brent Ashton and Mark Kumpel for Basil McRae, John Ogradnick and Doug Shedden on January 17, 1987. Signed as a free agent by PITTSBURGH on June 16, 1989.




TEAM	GP	G	A	PTS	PIM	PG	CAREER SCORING VS			TEAM	GP	G	A	PTS	PIM	PG	SG	WG
							SG	WG	WG									
Bos.	12	0	1	1	31	0	0	0	NJD	29	1	8	9	14	0	0	0	0
Buf.	11	1	4	5	6	0	0	0	NYI	4	0	0	0	2	0	0	0	0
Cal.	15	1	1	2	4	0	0	0	NYR	28	1	3	4	35	0	0	0	0
Chi.	16	0	2	2	34	0	0	0	Phil.	29	4	7	11	47	0	0	0	0
Det.	13	0	3	3	13	0	0	0	Pgh.	27	1	5	6	64	0	0	0	0
Edm.	15	0	4	4	14	0	0	0	Que.	13	0	1	1	22	0	0	0	0
Hart.	9	1	1	2	4	0	0	0	STL	14	0	1	1	7	0	0	0	0
LAK	12	1	2	3	13	0	0	0	Tor.	12	0	0	0	25	0	0	0	0
Min.	15	1	0	1	27	0	0	0	Van.	9	1	1	2	19	1	0	0	0
Mont.	13	0	4	4	6	0	0	0	Wash.	22	0	4	4	36	0	0	0	0
									Wpg.	13	0	5	5	20	0	0	0	0

#5

GORD DINEEN

Defense 6' 0" 191 lbs.
Age: 27 (September 21, 1962)
Born: Quebec City, Quebec
Shoots: Right
Acquired: Trade with Minnesota on Dec. 17, 1988
Drafted: NY Islanders' 2nd round choice 42nd overall, 1981 Entry Draft



1988-89

Played two games with the Minnesota North Stars and 25 games with their IHL affiliate in Kalamazoo prior to joining the Penguins on Dec. 17. He recorded three points through 38 games with Pittsburgh...his only goal was scored during a 2-point effort vs Buffalo on Feb. 14...missed one game with a broken nose suffered Feb. 11 at Quebec...recorded two assists through 11 playoff games...Gord played in his 300th NHL game on Jan. 12 at Minnesota.

CAREER

The NY Islanders second round selection in the 1981 Entry Draft...spent five plus seasons with the Islanders' organization before a trade sent him to Minnesota in March of 1988...led the Islanders in the plus/minus category during the 1986-87 playoffs...entering his eight pro season.

PERSONAL

Gord enjoys boating, windsurfing, golf and tennis during the off-season...worked at a hockey school in Adirondack during the summer...brother Kevin plays with the Hartford Whalers and father (Bill) played with Detroit and Chicago and currently serves as General Manager of Adirondack (AHL)...has done charity work with the March of Dimes...favorite road arena: Chicago Stadium.

CAREER PLAYING RECORD


Season	Team	League	Regular Season					Playoffs				
			GP	G	A	PTS	PIM	GP	G	A	PTS	PIM
1980-81	S.S. Marie	OHA	68	4	26	30	158	19	1	7	8	58
1981-82	S.S. Marie	OHA	68	9	45	54	185	13	1	2	3	52
1982-83	NY Islanders	NHL	2	0	0	0	4	-	-	-	-	-
1982-83	Indianapolis (abc)	CHL	73	10	47	57	78	13	2	10	12	29
1983-84	NY Islanders	NHL	43	1	11	12	32	9	1	1	2	28
1983-84	Indianapolis	CHL	26	4	13	17	63	-	-	-	-	-
1984-85	NY Islanders	NHL	48	1	12	13	89	10	0	0	0	26
1984-85	Springfield	AHL	25	1	8	9	46	-	-	-	-	-
1985-86	NY Islanders	NHL	57	1	8	9	81	3	0	0	0	2
1985-86	Springfield	AHL	11	2	3	5	20	-	-	-	-	-
1986-87	NY Islanders	NHL	71	4	10	14	110	7	0	4	4	4
1987-88	NY Islanders	NHL	57	4	12	16	62	-	-	-	-	-
1987-88	Minnesota	NHL	13	1	1	2	21	-	-	-	-	-
1988-89	Kalamazoo	IHL	25	2	6	8	49	-	-	-	-	-
1988-89	Minnesota	NHL	2	0	1	1	2	-	-	-	-	-
1988-89	PITTSBURGH	NHL	38	1	2	3	42	11	0	2	2	8
	NHL TOTALS		331	13	57	70	443	40	1	7	8	68
	PGH TOTALS		38	1	2	3	42	11	0	2	2	8

a - CHL First All-Star Team (1982-83)

b - Won Gassoff Trophy (CHL's Most Improved Defenseman) (1982-83)

c - Won Orr Trophy (CHL's Top Defenseman) (1982-83)

Traded to **Minnesota** by **NY Islanders** for Chris Pryor and future considerations on March 8, 1988. Traded to **PITTSBURGH** by **Minnesota** with Scott Bjugstad for Ville Siren and Steve Gotaas on December 17, 1988.




TEAM	GP	G	A	PTS	PIM	PG	CAREER SCORING VS			GP	G	A	PTS	PIM	PG	SG	WG
							SG	WG	TEAM								
Bos.	11	1	2	3	4	0	0	0	NJD	22	3	5	8	12	0	0	0
Buf.	10	3	4	7	6	0	0	0	NYI	25	6	6	12	10	0	0	2
Cal.	14	2	4	6	2	0	0	0	NYR	26	9	10	19	58	3	0	0
Chi.	12	5	2	7	12	0	1	1	Phil.	26	3	9	12	17	0	1	2
Det.	9	2	1	3	13	0	0	1	Que.	11	2	2	4	2	0	1	0
Edm.	10	4	1	5	8	0	0	0	STL	9	3	1	4	6	1	0	0
Hart.	11	1	4	5	6	0	1	0	Tor.	11	4	2	6	4	0	0	0
LAK	11	4	4	8	0	0	0	0	Van.	10	0	1	1	8	0	0	0
Min.	14	2	3	5	29	0	0	0	Wash.	19	4	10	14	15	0	0	1
Mont.	10	3	3	6	0	0	0	0	Wpg.	12	4	3	7	7	0	0	1

#12

BOB ERREY

Left Wing 5' 10" 183 lbs.
Age: 25 (September 21, 1964)
Born: Montreal, Que.
Shoots: Left
Acquired: Pittsburgh's 1st round choice, 15th overall, 1983 Entry Draft



1988-89

Bob set new personal single season highs in goals (26), assists (32) and points (58)...finished 5th in team scoring...was the only player in the NHL with 25 or more goals with no power play tallies...of his 26 goals, 23 were even strength and three were shorthanded ...ranked in the NHL top ten plus/minus with a + 40 on the year...was 2nd on the team with three shorthanded goals and ranked 3rd with five game-winners...recorded a 7-game point scoring streak from Oct. 11-25 with 10 points...had 14 multiple point games including four multiple goal games...recorded 29 (12 + 17) points at home and 29 (14 + 15) points on the road...missed one game with the flu and two with a bruised left foot. He scored his 100th NHL point at Toronto on Nov. 16 and 50th NHL goal vs NY Islanders' Kelly Hruddy on Dec. 15.

CAREER

Entering his seventh season with the Penguins after being selected as Pittsburgh's first round pick in the 1983 Entry Draft...was named to the OHL First All-Star Team in 1983 while playing with Peterborough. He ranks 26th among Pittsburgh's all-time goal scorers with 65 and 27th in career scoring with 142 points.


PERSONAL

Bob spent the off-season in Pittsburgh...enjoys golf and studying real estate...played in many local charity golf tournaments over the summer months...favorite road arena: Philadelphia Spectrum

CAREER PLAYING RECORD

Season	Team	League	GP	Regular Season				Playoffs				
				G	A	PTS	PIM	GP	G	A	PTS	PIM
1981-82	Peterborough	OHL	68	29	31	60	39	9	3	1	4	9
1982-83	Peterborough (a)	OHL	67	53	47	100	74	4	1	3	4	7
1983-84	PITTSBURGH	NHL	65	9	13	22	29	-	-	-	-	-
1984-85	PITTSBURGH	NHL	16	0	2	2	7	-	-	-	-	-
1984-85	Baltimore	AHL	59	17	24	41	14	8	3	4	7	11
1985-86	PITTSBURGH	NHL	37	11	6	17	8	-	-	-	-	-
1985-86	Baltimore	AHL	18	8	7	15	8	-	-	-	-	-
1986-87	PITTSBURGH	NHL	72	16	18	34	46	-	-	-	-	-
1987-88	PITTSBURGH	NHL	17	3	6	9	18	-	-	-	-	-
1988-89	PITTSBURGH	NHL	76	26	32	58	124	11	1	2	3	12
	NHL & PGH TOTALS		273	65	77	142	232	11	1	2	3	12

(a) - OHL First All-Star Team (1982-83)




TEAM	GP	G	A	PTS	PIM	PG	CAREER SCORING VS			GP	G	A	PTS	PIM	PG	SG	WG
							SG	WG	TEAM								
Bos.	3	0	0	0	0	0	0	0	NJD	3	1	0	1	0	0	1	0
Buf.	0	0	1	1	0	0	0	0	NYI	3	0	0	0	0	0	0	0
Cal.	0	0	0	0	0	0	0	0	NYR	2	0	0	0	2	0	0	0
Chi.	0	0	0	0	0	0	0	0	Phil.	2	0	0	0	0	0	0	0
Det.	2	0	0	0	2	0	0	0	Pgh.	3	0	0	0	4	0	0	0
Edm.	0	0	0	0	11	0	0	0	Que.	6	1	2	3	2	0	0	0
Hart.	4	1	0	1	0	0	1	0	STL	4	0	1	1	2	0	0	0
LAK	6	2	0	2	0	0	0	1	Tor.	4	1	1	2	2	0	0	0
Min.	3	0	0	0	7	0	0	0	Van.	9	1	0	1	6	0	0	0
Mont.	3	1	0	1	4	0	0	0	Wash.	1	0	0	0	0	0	0	0

#19

RANDY GILHEN

Center 5' 10" 190 lbs.
Age: 26 (June 13, 1963)
Born: Zweibrucken, West Germany
Shoots: Left
Acquired: Trade with Winnipeg on June 17, 1989
Drafted: Hartford's 6th round choice, 109th overall in 1982 Entry Draft



1988-89

Randy played his first full season in the NHL...recorded NHL highs in goals (5), assists (3) and points (8)...played 64 games with the Jets, more than tripling his previous career total...recorded a shorthanded goal vs New Jersey on Dec. 21 and the game-winner vs Los Angeles on Oct. 30.

CAREER

Hartford's sixth choice, 109th overall, in the 1982 Entry Draft...broke into the NHL ranks with the Whalers playing two games in 1982-83...signed with Winnipeg as a free agent in August of 1985 and had played 79 games for the Jets prior to joining the Penguins.


PERSONAL

Randy and wife Veloy have a daughter Alexandra (1 year)...he enjoys golfing and has worked with Special Olympics in Winnipeg...favorite road arena: Chicago Stadium.

CAREER PLAYING RECORD

Season	Team	League	GP	Regular Season				PIM	Playoffs				
				G	A	PTS	PIM		G	A	PTS	PIM	
1980-81	Saskatoon	WHL	68	10	5	15	154	-	-	-	-	-	-
1981-82	Saskatoon	WHL	25	15	9	24	45	-	-	-	-	-	-
1981-82	Winnipeg	WHL	36	26	28	54	42	-	-	-	-	-	-
1982-83	Hartford	NHL	2	0	1	1	0	-	-	-	-	-	-
1982-83	Winnipeg	WHL	71	57	44	101	84	3	2	2	4	0	0
1983-84	Binghamton	AHL	73	8	12	20	72	-	-	-	-	-	-
1984-85	Salt Lake	IHL	57	20	20	40	28	-	-	-	-	-	-
1984-85	Binghamton	AHL	18	3	3	6	9	8	4	1	5	16	16
1985-86	Fort Wayne	IHL	82	44	40	84	48	15	10	8	18	6	6
1986-87	Winnipeg	NHL	2	0	0	0	0	-	-	-	-	-	-
1986-87	Sherbrooke	AHL	75	36	29	65	44	17	7	13	20	10	10
1987-88	Winnipeg	NHL	13	3	2	5	15	4	1	0	1	10	10
1987-88	Moncton	AHL	68	40	47	87	51	-	-	-	-	-	-
1988-89	Winnipeg	NHL	64	5	3	8	38	-	-	-	-	-	-
	NHL TOTALS		81	8	6	14	53	4	1	0	1	10	10

Signed as a free agent by **Winnipeg** in August of 1985. Traded to **PITTSBURGH** by **Winnipeg** with Andrew McBain and Jim Kyte for Randy Cunneynorth, Rich Tabaracci and Dave McLlwain on June 17, 1989.




TEAM	GP	G	A	PTS	PIM	PG	CAREER SCORING VS			GP	G	A	PTS	PIM	PG	SG	WG
							SG	WG	TEAM								
Bos.	17	4	3	7	13	0	1	1	NJD	30	4	6	10	53	1	0	1
Buf.	17	4	6	10	15	0	1	3	NYI	32	4	6	10	30	0	0	0
Cal.	19	2	5	7	6	0	0	0	NYR	36	5	8	13	85	1	0	0
Chi.	12	1	3	4	24	0	1	1	Phil.	34	4	7	11	83	0	0	0
Det.	14	2	3	5	21	1	0	0	Pgh.	2	3	2	5	10	0	1	0
Edm.	14	4	3	7	8	1	0	1	Que.	12	2	4	6	21	0	0	0
Hart.	16	3	5	8	21	0	1	1	STL	17	1	3	4	15	0	0	0
LAK	19	1	7	8	14	0	0	0	Tor.	16	2	4	6	14	0	0	0
Min.	19	6	4	10	10	0	1	3	Van.	14	3	3	6	7	0	1	1
Mont.	14	2	2	4	15	0	0	0	Wash.	36	8	11	19	79	0	2	2
									Wpg.	19	4	4	8	29	0	1	0

#32

DAVE HANNAN

Center 5' 10" 185 lbs.
Age: 27 (November 26, 1961)
Born: Sudbury, Ont.
Shoots: Left
Acquired: Claimed by Pittsburgh in Waiver Draft from Edmonton on Oct. 3 1988
Drafted: Pittsburgh's 10th round choice, 196th overall in 1981 Entry Draft



1988-89

Dave had 30 (10 + 20) points through 72 games with the Penguins...recorded six 2- point games...had three game-winners to his credit including a shorthanded tally vs Chicago on Dec. 6 with five seconds left in regulation...recorded 18 (5 + 13) points at home and 12 (5 + 7) points on the road...had two power play goals. He set a club record for penalty minutes by a center with a personal high 157...missed eight games with a bruised hip suffered on Oct. 21 at New Jersey...also missed three playoff games with a knee injury suffered on April 2 at Philadelphia...needs one assist for his 100th in the NHL...played in his 400th NHL game on Mar. 20 at Minnesota.

CAREER

Since turning pro in 1981, Dave has played 355 of his 406 NHL games with the Penguins (51 with Edmonton in 1987-88)...was a member of the 1988 Stanley Cup Champion Edmonton Oilers...played his junior hockey with Brantford of the OHA...ranks 12th on Pittsburgh's All-Time Penalty List (530) and 14th in career games played (355).


PERSONAL

Dave and wife Ginny have a son Jeffrey (10 months) and make their home in Pittsburgh year-round...worked Ken Schinkel's Hockey School in Pittsburgh during the month of August...enjoys golf and played in charity tournaments during the off-season...favorite road arena: Montreal Forum.

CAREER PLAYING RECORD

Season	Team	League	Regular Season					Playoffs				
			GP	G	A	PTS	PIM	GP	G	A	PTS	PIM
1979-80	Brantford	OHA	53	18	20	36	57	-	-	-	-	-
1980-81	Brantford	OHA	56	48	35	81	155	6	2	4	6	20
1981-82	PITTSBURGH	NHL	1	0	0	0	0	-	-	-	-	-
1981-82	Erie	NHL	76	33	37	70	129	-	-	-	-	-
1982-83	PITTSBURGH	NHL	74	11	22	33	127	-	-	-	-	-
1982-83	Baltimore	AHL	5	2	3	4	13	-	-	-	-	-
1983-84	PITTSBURGH	NHL	24	2	2	4	33	-	-	-	-	-
1983-84	Baltimore	AHL	47	18	24	42	98	10	2	6	8	27
1984-85	PITTSBURGH	NHL	30	6	7	13	43	-	-	-	-	-
1984-85	Baltimore	AHL	75	17	18	35	91	-	-	-	-	-
1985-86	PITTSBURGH	NHL	75	17	18	35	91	-	-	-	-	-
1986-87	PITTSBURGH	NHL	58	10	15	25	56	-	-	-	-	-
1987-88	PITTSBURGH	NHL	21	4	3	7	25	-	-	-	-	-
1987-88	Edmonton	NHL	51	9	11	20	43	12	1	1	2	8
1988-89	PITTSBURGH	NHL	72	10	20	30	157	8	0	1	1	4
	NHL TOTALS		406	69	99	168	573	20	1	2	3	12
	PGH TOTALS		355	60	88	148	530	8	0	1	1	4

Traded to **Edmonton** by **PITTSBURGH** with Craig Simpson, Moe Mantha and Chris Joseph for Paul Coffey, Dave Hunter and Wayne Van Dorp, on November 24, 1987. Claimed by **PITTSBURGH** from **Edmonton** in NHL Waiver Draft on October 3, 1988.




TEAM	CAREER SCORING VS																
	GP	G	A	PTS	PIM	PG	SG	WG	TEAM	GP	G	A	PTS	PIM	PG	SG	WG
Bos.	10	1	4	5	12	0	0	0	NJD	33	1	6	7	46	0	0	0
Buf.	25	1	2	3	38	0	0	0	NYI	21	1	6	7	42	0	0	1
Cal.	16	0	1	1	18	0	0	0	NYR	24	3	12	15	53	0	0	0
Chi.	19	0	4	4	36	0	0	0	Phil.	26	0	4	4	52	0	0	0
Det.	17	0	9	9	20	0	0	0	Pgh.	6	0	0	0	0	0	0	0
Edm.	15	0	2	2	29	0	0	0	Que.	28	1	10	11	36	0	0	0
Hart.	26	0	3	3	50	0	0	0	STL	14	0	3	3	25	0	0	0
LAK	18	0	3	3	27	0	0	0	Tor.	15	0	3	3	23	0	0	0
Min.	15	0	1	1	43	0	0	0	Van.	17	0	9	9	59	0	0	0
Mont.	26	0	2	2	24	0	0	0	Wash.	28	2	5	7	55	1	0	1
									Wpg.	17	1	6	7	56	1	0	1

#23

RANDY HILLIER

Defense 6' 1" 188 lbs.
Age: 29 (March 30, 1960)
Born: Toronto, Ont.
Shoots: Right
Acquired: Trade with Boston on October 15, 1984
Drafted: Boston's 4th choice, 102nd overall, 1980 Entry Draft



1988-89

Randy set personal single season highs with 23 assists and 24 points...ranked third in team scoring among defenseman...scored his only goal shorthanded vs the NY Rangers on Nov. 23...recorded three multiple point games including four assists vs Detroit on Jan. 28...had 18 (117) points at home and six assists on the road...ranked third among team defensemen with 141 penalty minutes... missed a total of 10 games due to injuries. He played in his 400th NHL game on March 1 vs New Jersey and recorded his 100th NHL point on Jan. 28 vs Detroit.

CAREER

Boston's 4th selection in the 1980 Entry Draft...broke into the NHL ranks with the Bruins in 1981-82...spent four years in the Bruins' organization prior to being traded to Pittsburgh for the 1984-85 season... played his junior hockey with Sudbury of the OHL. Randy currently ranks 7th on the Pittsburgh's All-Time Penalty Minute List with 591.

PERSONAL

Randy and his wife Heather have a daughter Lara (2 1/2 years)...an active volunteer with Pittsburgh's Cystic Fibrosis Foundation, he has served as honorary co-chairman for the CF "65 Roses" Club the past four years...enjoys golf, reading and real estate...has worked with the Cancer Society...favorite road arena: Montreal Forum.

CAREER PLAYING RECORD

Season	Team	League	GP	Regular Season				PIM	GP	Playoffs			
				G	A	PTS	PIM			G	A	PTS	PIM
1978-79	Sudbury	OHA	61	8	25	33	173	10	2	3	5	21	
1979-80	Sudbury	OHA	60	16	49	65	143	9	3	6	9	14	
1980-81	Springfield	AHL	64	3	17	20	105	6	0	2	2	36	
1981-82	Erie	AHL	35	6	13	19	52	-	-	-	-	-	
1981-82	Boston	NHL	25	0	8	8	29	8	0	1	1	16	
1982-83	Boston	NHL	70	0	10	10	99	3	0	0	0	4	
1983-84	Boston	NHL	69	3	12	15	125	-	-	-	-	-	
1984-85	PITTSBURGH	NHL	45	2	19	21	56	-	-	-	-	-	
1985-86	PITTSBURGH	NHL	28	0	3	3	53	-	-	-	-	-	
1985-86	Baltimore	AHL	8	0	5	5	14	-	-	-	-	-	
1986-87	PITTSBURGH	NHL	55	4	8	12	97	-	-	-	-	-	
1987-88	PITTSBURGH	NHL	55	1	12	13	144	-	-	-	-	-	
1987-88	PITTSBURGH	NHL	68	1	23	24	141	9	0	1	1	49	
1988-89	PITTSBURGH	NHL	415	11	95	106	744	20	0	2	2	69	
	NHL TOTALS		251	8	67	75	491	9	0	1	1	49	
	PITTSBURGH TOTALS												

Traded by Boston to PITTSBURGH for Pittsburgh's fourth round draft choice in the 1985 Entry Draft on Oct. 15, 1984.




TEAM	GP	G	A	PTS	PIM	PG	CAREER SCORING VS			GP	G	A	PTS	PIM	PG	SG	WG
							SG	WG	TEAM								
Bos.	10	0	3	3	19	0	0	0	NJD	27	0	4	4	42	0	0	0
Buf.	11	0	2	2	8	0	0	0	NYI	23	1	5	6	10	0	0	0
Cal.	11	1	3	4	14	0	0	0	NYR	27	0	8	8	77	0	0	0
Chi.	11	1	3	4	12	0	0	0	Phil.	25	0	3	3	83	0	0	0
Det.	11	0	4	4	8	0	0	0	Que.	11	0	2	2	8	0	0	0
Edm.	10	0	3	3	12	0	0	0	STL	11	1	7	8	17	0	0	0
Hart.	11	2	4	6	24	1	0	0	Tor.	11	1	3	4	21	0	0	0
LAK	11	0	4	4	19	0	0	0	Van.	12	0	4	4	33	0	0	0
Min.	11	1	1	2	22	0	0	0	Wash.	26	3	7	10	36	0	0	1
Mont.	10	0	4	4	6	0	0	0	Wpg.	11	0	2	2	12	0	0	0

#6

JIM JOHNSON

Defense 6' 1" 193 lbs.
Age: 27 (August 9, 1962)
Born: New Hope, Minn.
Shoots: Left
Acquired: Signed by Pittsburgh as a free agent on June 9, 1985



1988-89

Jim finished the season with the second highest plus/minus rating among team defenseman (+ 7)...ranked 4th in scoring among defenseman with 16 points and 2nd among defenders with 163 penalty minutes...he recorded nine assists at home and seven (2 + 5) points on the road...recorded both of his goals on the road at St. Louis (10/27) and Hartford (2/26)...he did not dress for the first three games of the season but only missed one game the remainder of the year with a back injury (3/5). Jim recorded five assists through 11 playoff games and ranked 2nd on the team with a + 7 playoff rating.

CAREER

Jim played 40 or more games during each of his four seasons at the University of Minnesota-Duluth and helped UMD win the WCHA title in 1983 and 1984...was named to the All Academic Team each year at UMD and was a Second Team All American for three years...played for Team USA in the 1985 World Championships at Prague, Czechoslovakia, in 1986 in the USSR and again in 1987 at Vienna, Austria. He currently ranks 18th on the Penguins' All-Time Penalty Minute List with 483.

PERSONAL

Jim and his wife Jody spent the summer at their home in Pittsburgh...he worked in marketing and sales for Orbital Engineering during the off-season...enjoys water sports including fishing, boating and waterskiing...very active in charity work, Jim served as Honorary Chairman for the MS Bike Tour and rode in the 150 km two-day tour in August...favorite road arena: Chicago Stadium.

CAREER PLAYING RECORD

Season	Team	League	Regular Season					Playoffs				
			GP	G	A	PTS	PIM	GP	G	A	PTS	PIM
1980-81	St. Paul	USHS	48	7	25	32	92	-	-	-	-	-
1981-82	Minn-Duluth	WCHA	40	0	10	10	62	-	-	-	-	-
1982-83	Minn-Duluth	WCHA	44	3	18	21	118	-	-	-	-	-
1983-84	Minn-Duluth	WCHA	43	3	13	16	116	-	-	-	-	-
1984-85	Minn-Duluth	WCHA	47	7	29	36	106	-	-	-	-	-
1985-86	PITTSBURGH	NHL	80	3	26	29	115	-	-	-	-	-
1986-87	PITTSBURGH	NHL	80	5	25	30	116	-	-	-	-	-
1987-88	PITTSBURGH	NHL	55	1	12	13	89	-	-	-	-	-
1988-89	PITTSBURGH	NHL	76	2	14	16	163	11	0	5	5	44
	NHL & PGH TOTALS		291	11	77	88	483	11	0	5	5	44

Signed as a free agent by **PITTSBURGH** on June 9, 1985.




TEAM	CAREER SCORING VS																
	GP	G	A	PTS	PIM	PG	SG	WG	TEAM	GP	G	A	PTS	PIM	PG	SG	WG
Bos.	13	0	1	1	13	0	0	0	NJD	13	1	0	1	22	0	0	0
Buf.	14	0	1	1	23	0	0	0	NYI	16	1	1	2	33	0	0	0
Cal.	43	1	1	2	126	0	0	0	NYR	15	1	0	0	26	0	0	0
Chi.	15	0	0	0	32	0	0	0	Phil.	16	0	2	2	37	0	0	0
Det.	17	0	0	0	20	0	0	0	Pgh.	16	0	1	1	34	0	0	1
Edm.	38	1	2	3	107	0	0	0	Que.	12	2	2	4	9	0	0	1
Hart.	12	0	1	1	22	0	0	0	STL	15	0	1	1	10	0	0	0
LAK	42	1	0	1	104	0	0	0	Tor.	15	1	1	2	26	0	0	0
Min.	17	1	1	2	22	0	0	0	Van.	43	0	9	9	80	0	0	0
Mont.	12	1	0	1	6	0	0	0	Wash.	15	0	1	1	20	0	0	0

#3

JIM KYTE

Defense 6' 5" 220 lbs.
Age: 25 (March 21, 1964)
Born: Ottawa, Ont.
Shoots: Left
Acquired: Trade with Winnipeg in 1989
Drafted: Winnipeg's 1st round choice, 12th overall in 1982 Entry Draft



1988-89

Jim set personal single season highs in points (12) and assists (9)...had a 4-game scoring streak from February 22 to March 1 with one goal and three assists ...recorded two points vs Toronto on March 12 (1 + 1)...ranked 2nd among Jets' defensemen with 190 penalty minutes...missed five games with a sprained shoulder suffered on March 18 vs Toronto.

CAREER

Winnipeg's first choice, 12th overall, in the 1982 Entry Draft...played his junior hockey with Cornwall (OHL) and broke into the NHL ranks with the Jets in 1983...ranks 2nd on Winnipeg's All-Time Penalty Minute List with 772...needs one game for his 400th in the NHL.


PERSONAL

Jim worked at the Stan Mikita Hockey School for the Hearing Impaired in Chicago and ran his own hockey school for the hearing impaired in Winnipeg...enjoys reading and sports in general...collector of fine art...has worked with the Special Olympics, Canadian Hearing Society and the RCMP Drug Program...served as a spokesman for the Manitoba Society of Disabilities and the Manitoba Learning Foundation...favorite road arena: Montreal Forum.

CAREER PLAYING RECORD

Season	Team	League	Regular Season				Playoffs					
			GP	G	A	PTS	PIM	GP	G	A	PTS	PIM
1981-82	Cornwall	OHL	52	4	13	17	148	5	0	0	0	10
1982-83	Cornwall	OHL	65	6	30	36	195	8	0	2	2	24
1982-83	Winnipeg	NHL	2	0	0	0	0	-	-	-	-	-
1983-84	Winnipeg	NHL	58	1	2	3	55	3	0	0	0	11
1984-85	Winnipeg	NHL	71	0	3	3	111	8	0	0	0	14
1985-86	Winnipeg	NHL	71	1	3	4	126	3	0	0	0	12
1986-87	Winnipeg	NHL	72	5	5	10	162	10	0	4	4	36
1987-88	Winnipeg	NHL	51	1	3	4	128	-	-	-	-	-
1988-89	Winnipeg	NHL	74	3	9	12	190	-	-	-	-	-
	NHL TOTALS		399	11	25	36	772	24	0	4	4	73

Traded to PITTSBURGH by Winnipeg with Andrew McBain and Randy Gilhen for Randy Cunneynworth, Rich Tabaracci and Dave McLlwain on June 17, 1988.




TEAM	GP	G	A	PTS	PIM	CAREER SCORING VS											
						PG	SG	WG	TEAM	GP	G	A	PTS	PIM	PG	SG	WG
Bos.	13	9	10	19	12	4	0	0	NJD	32	26	39	65	35	6	3	2
Buf.	13	17	12	29	28	10	0	1	NYI	32	22	32	54	16	8	1	2
Cal.	14	13	23	36	4	3	0	0	NYR	33	22	46	68	40	11	1	1
Chi.	14	14	25	39	10	7	1	2	Phil.	31	20	23	43	32	5	2	1
Det.	14	12	22	34	8	6	0	2	Que.	15	18	15	33	8	3	2	2
Edm.	14	5	16	21	6	2	0	2	STL	14	12	17	29	12	5	0	1
Hart.	14	16	13	29	4	3	2	0	Tor.	14	15	14	29	10	6	0	1
LAK	15	15	22	37	8	3	3	2	Van.	15	16	19	35	27	2	0	1
Min.	15	7	14	21	18	3	0	0	Wash.	30	22	21	43	46	9	5	2
Mont.	12	6	12	18	8	1	1	1	Wpg.	14	13	19	32	14	4	0	1

#66

MARIO LEMIEUX

Center 6' 4" 210 lbs.
Age: 24 (October 5, 1965)
Born: Montreal, Que.
Shoots: Right
Acquired: Pittsburgh's 1st round choice, 1st overall in 1984 Entry Draft



1988-89

Mario won the Art Ross Trophy as the league's leading scorer for the second straight season as he recorded a career high 199 points...he led the NHL in goals (85), power play goals (31) and set a new NHL record with 13 shorthanded goals...was tied for the lead in assists with 114. He was a part of 199 of Pittsburgh's 347 total goals for 57.3%, the highest percentage in NHL history ...was the only player in the league to rank in the top five in shots (4th) and shooting percentage (3rd)...had nine hat tricks...led the team with 80 (31 + 49) power play points and was on the ice for 110 of the team's 119 power play goals...had at least one point in all but eight games played...recorded 74 (37 + 37) points vs Patrick Division...set a club record with 5 goals vs New Jersey on Dec. 31...recorded two 8-point games which is a club record. He missed two games with a sprained forearm and two games with a groin injury. Mario led the team in playoff scoring with 19 points...finished 4th in the league with 12 playoff goals and 2nd with seven power play goals in the playoffs...was named to the NHL First All-Star Team at center.

CAREER

The Penguins All-Time Leading Scorer, Mario has recorded at least 100 points in each of his five NHL seasons...won the 1985 Calder Memorial Trophy (Rookie of the Year), 1988 Hart Trophy (Most Valuable Player), 1988 & 1989 Art Ross Trophy (Leading Scorer)...played in the past five NHL All-Star Games winning MVP honors in 1985 (Calgary) and again in 1988 (St. Louis) when he set an NHL record with six points...is four for four in career penalty shots...has recorded a total of 205 multiple point games. He tops the list of all-time Penguins scorers with 715 points...also ranks 1st in assists (415) and 3rd in goals (300) in spite of only playing five NHL seasons...has averaged 1.94 points per game in his NHL career.

PERSONAL

Mario makes his home in Pittsburgh year-round...enjoys golf and plays in many charity tournaments during the summer...works with the Pittsburgh Cancer Institute...favorite road arena: Chicago Stadium.

CAREER PLAYING RECORD

Season	Team	League	Regular Season					Playoffs				
			GP	G	A	PTS	PIM	GP	G	A	PTS	PIM
1981-82	Laval	QMJHL	64	30	66	96	22	18	5	9	14	31
1982-83	Laval (a)	QMJHL	66	84	100	184	76	12	14	18	32	18
1983-84	Laval (bcd)	QMJHL	70	133*	149*	282*	92	14	29*	23*	52*	29
1984-85	PITTSBURGH (ef)	NHL	73	43	57	100	54	-	-	-	-	-
1985-86	PITTSBURGH (gh)	NHL	79	48	93	141	43	-	-	-	-	-
1986-87	PITTSBURGH (g)	NHL	63	54	53	107	57	-	-	-	-	-
1987-88	PITTSBURGH (hijk)	NHL	77	70*	98	168*	92	-	-	-	-	-
1988-89	PITTSBURGH (jk)	NHL	76	85*	114	199*	100	11	12	7	19	16
	NHL & PGH TOTALS		368	300	415	715	346	11	12	7	19	16

* - League-leading figure

a - QMJHL Second All-Star Team (1982-83)

b - QMJHL First All-Star Team (1983-84)

c - QMJHL Most Valuable Player (1983-84)

d - Canadian Major Junior Player of the Year (1983-84)

e - Won Calder Memorial Trophy (1984-85)

(Additional information on page 186)

f - NHL All-Rookie Team (1984-85)


g - NHL Second All-Star Team (1984-85 & 1986-87)

h - Won Lester B. Pearson Award (1985-86 & 1987-88)

i - Won Hart Trophy (1987-88)

j - Won Art Ross (1987-88 & 1988-89)

k - NHL First Team All-Star (1987-88 & 1988-89)




TEAM	CAREER SCORING VS																
	GP	G	A	PTS	PIM	PG	SG	WG	TEAM	GP	G	A	PTS	PIM	PG	SG	WG
Bos.	8	1	1	2	18	0	0	0	NJD	21	6	7	13	48	0	0	1
Buf.	7	0	2	2	13	0	0	0	NYI	23	1	3	15	8	1	0	0
Cal.	10	3	0	3	38	1	0	0	NYR	19	4	3	7	37	0	0	0
Chi.	11	2	2	4	26	0	0	1	Phil.	19	0	5	5	65	0	0	0
Det.	10	2	1	3	16	0	0	1	Que.	13	2	1	3	15	0	0	1
Edm.	10	3	1	4	9	0	0	0	STL	10	1	3	4	15	0	0	0
Hart.	12	1	2	3	35	0	0	0	Tor.	11	1	0	1	23	0	0	0
LAK	10	0	2	2	13	0	0	0	Van.	10	1	0	1	30	0	0	0
Min.	13	1	0	1	25	0	0	0	Wash.	24	1	4	5	34	0	0	0
Mont.	10	1	3	4	7	0	0	0	Wpg.	12	5	3	8	19	1	0	0

#24

TROY LONEY

Left Wing 6' 3" 209 lbs.
Age: 26 (September 21, 1963)
Born: Bow Island, Alta.
Shoots: Left
Acquired: Pittsburgh's 3rd round choice, 52nd overall in 1982 Entry Draft



1988-89

Troy recorded 16 points through 69 games...tied his personal single season high with 10 goals...recorded eight (7 + 1) points at home and eight (3 + 5) points on the road...had three multiple games during the year...missed 10 games due to an NHL suspension and one game with the flu. He ranked third on the team in penalty minutes with 165 and ranks 15th on the Penguins' All-Time Penalty Minute list with 503. Through 11 playoff games, he recorded one goal and three assists...played his 200th NHL game on Oct. 21 at New Jersey.

CAREER


Entering his seventh season with the Penguins...played the last two entire seasons with Pittsburgh after splitting the previous four years between Pittsburgh and Baltimore (AHL)...drafted by the Penguins in 1982...played his junior hockey with Lethbridge in the Western Hockey League.

PERSONAL

Troy and his wife Aafke spent most of the off-season at their home in Alberta, Canada...he enjoys fishing and studying the stock market...worked the Sylvain Lake Hockey School during the off-season...has served as an honorary co-chairman for the Cystic Fibrosis Foundation "65 Roses" Club the past two seasons...favorite road arena: Boston Garden.

CAREER PLAYING RECORD

Season	Team	League	Regular Season					Playoffs				
			GP	G	A	PTS	PIM	GP	G	A	PTS	PIM
1980-81	Lethbridge	WHL	71	18	13	31	100	9	2	3	5	14
1981-82	Lethbridge	WHL	71	26	33	59	152	12	3	3	6	10
1982-83	Lethbridge	WHL	72	33	34	67	156	20	10	7	17	43
1983-84	PITTSBURGH	NHL	13	0	0	0	9	-	-	-	-	-
1983-84	Baltimore	AHL	63	18	13	31	147	10	0	2	2	19
1984-85	PITTSBURGH	NHL	46	10	8	18	61	-	-	-	-	-
1984-85	Baltimore	AHL	15	4	2	6	25	-	-	-	-	-
1985-86	PITTSBURGH	NHL	47	3	9	12	95	-	-	-	-	-
1985-86	Baltimore	AHL	33	12	11	23	84	-	-	-	-	-
1986-87	PITTSBURGH	NHL	23	8	7	15	22	-	-	-	-	-
1986-87	Baltimore	AHL	40	13	14	27	134	-	-	-	-	-
1987-88	PITTSBURGH	NHL	65	5	13	18	151	-	-	-	-	-
1988-89	PITTSBURGH	NHL	69	10	6	16	165	11	1	3	4	24
	NHL & PGH TOTALS		263	36	43	79	503	11	1	3	4	24




TEAM	GP	G	A	PTS	PIM	PG	CAREER SCORING VS			GP	G	A	PTS	PIM	PG	SG	WG
							SG	WG	TEAM								
Bos.	14	2	3	5	11	1	0	0	NJD	17	4	4	8	16	1	0	1
Buf.	14	4	7	11	22	1	0	1	NYJ	17	8	4	12	16	4	1	1
Cal.	40	12	10	22	57	4	0	2	NYR	17	8	8	16	11	4	0	0
Chi.	15	4	6	10	9	1	0	0	Phil.	17	3	6	9	16	2	0	0
Det.	16	4	5	9	19	1	0	0	Pgh.	15	1	5	6	11	0	0	0
Edm.	41	11	14	25	38	1	1	1	Que.	16	3	9	12	16	1	0	0
Hart.	16	5	5	10	16	3	0	0	STL	15	7	3	10	14	2	0	0
LAK	41	6	11	17	53	4	0	0	Tor.	14	4	6	10	23	2	0	1
Min.	16	1	5	6	11	0	0	0	Van.	38	10	10	20	61	6	0	0
Mont.	14	3	4	7	19	2	0	1	Wash.	15	1	4	5	2	0	0	0

#9

ANDREW MCBAIN

Right Wing 6' 1" 205 lbs.
Age: 24 (January 18, 1965)
Born: Scarborough, Ont.
Shoots: Right
Acquired: Trade with Winnipeg on June 17, 1989
Drafted: Winnipeg's 1st round choice 8th overall in 1983 Entry Draft



1988-89

Andrew set new personal NHL highs for goals (37), assists (40) and points (77) in a season...finished the year tied for 5th in the league with 20 power play goals...ranked 2nd among Jets in goals, only four behind Dale Hawerchuk... finished 3rd on the team in scoring and 4th in assists and game-winning goals (3)...recorded eight multiple goal games including his second career hat trick vs Edmonton on Nov. 20...had 22 multiple point games...registered a 6-game scoring streak from Oct. 9-23 recording eight (4 + 4) points...was one of only two Jets to play in all 80 games. He played in his 400th NHL game on Mar. 18 vs Toronto and recorded his 100th NHL goal on Mar. 24 vs Calgary, 100th NHL assist on Nov.11 vs Chicago and 200th NHL point on Jan. 11 vs Calgary.

CAREER

Broke into the NHL in 1983 with Winnipeg and has spent the last six seasons with the Jets...shares the Jets club record with Paul MacLean for most assists in one game by a right wing with four. Played his junior hockey with Niagara Falls and North Bay of the OHL...was named to the OHL Second All-Star Team in 1982-83 while playing with North Bay.

PERSONAL


Andrew and wife Denise spent the off-season in Toronto...has done charity work with the Special Olympics...enjoys golf...favorite road arena: Toronto's Maple Leaf Gardens.

CAREER PLAYING RECORD

Season	Team	League	Regular Season				Playoffs					
			GP	G	A	PTS	PIM	GP	G	A	PTS	PIM
1981-82	Niagara Falls	OHL	68	19	25	44	35	5	0	3	3	4
1982-83	North Bay (a)	OHL	67	33	87	120	61	8	2	6	8	17
1983-84	Winnipeg	NHL	78	11	19	30	37	3	2	0	2	2
1984-85	Winnipeg	NHL	77	7	15	22	45	7	1	0	1	0
1985-86	Winnipeg	NHL	28	3	3	6	17	-	-	-	-	-
1986-87	Winnipeg	NHL	71	11	21	32	106	9	0	2	2	10
1987-88	Winnipeg	NHL	74	32	31	63	145	5	2	5	7	29
1988-89	Winnipeg	NHL	80	37	40	77	71	-	-	-	-	-
	NHL TOTALS		408	101	129	230	421	24	5	7	12	39

a - OHL Second All-Star Team (1982-83)

Traded to PITTSBURGH from Winnipeg with Jim Kyte and Randy Gilhen for Pitts Cunneynworth, Rich Tabaracci and Dave McLlwin on June 17, 1988.




TEAM	GP	G	A	PTS	PIM	PG	CAREER SCORING VS			GP	G	A	PTS	PIM	PG	SG	WG
							SG	WG	TEAM								
Bos.	18	9	10	19	8	7	0	1	NJD	26	9	21	30	26	4	1	0
Buf.	13	4	7	11	12	1	0	0	NYI	27	13	22	35	28	7	0	1
Cal.	9	5	2	7	4	1	0	1	NYR	27	17	24	41	39	10	1	2
Chi.	16	11	4	15	14	10	0	0	Phil.	25	7	14	21	25	3	0	0
Det.	16	6	16	22	2	1	1	0	Pgh.	7	1	7	8	2	1	0	0
Edm.	30	11	16	27	24	6	0	0	Que.	18	5	9	14	4	3	1	2
Hart.	17	8	9	17	8	2	0	1	STL	16	3	8	11	10	0	0	1
LAK	29	6	19	25	14	4	1	0	Tor.	16	7	6	13	4	3	0	2
Min.	17	8	13	21	14	3	1	0	Van.	30	15	10	25	4	7	1	4
Mont.	18	4	9	13	10	0	0	0	Wash.	28	7	14	21	20	2	0	2
									Wpg.	32	18	21	39	8	9	0	5

#10

DAN QUINN

Center 5'11" 182 lbs.
Age: 24 (June 1, 1965)
Born: Ottawa, Ont.
Shoots: Left
Acquired: Trade with Calgary on Nov. 12, 1986
Drafted: Calgary's 1st round choice, 13th overall in 1983 Entry Draft



1988-89

Dan set personal single season highs in points (94) and assists (60)...finished the season tied for 12th place in NHL scoring...had his 4th consecutive season of scoring 30 or more goals...ranked 3rd on the team in goals (34) and power play goals (16) while finishing 4th in points (94), assists (60) and game-winners (4)...reached a personal high for points in a game with 6 (2 + 4) points vs Detroit on Jan. 28...recorded 28 multiple point games including four multiple goal games...had a 13-game scoring streak from Nov. 13 to Dec. 14 recording 21 points in that span...had 52 (15 + 37) points at home and 42 (19 + 23) on the road...accumulated 47 (16 + 31) points on the power play which tied Rob Brown for 3rd highest on the team. He ranked 2nd on the team in playoff goals (6) and power play goals (4)...scored the game-winner vs NY Rangers on April 8. He recorded his 400th NHL point vs Detroit on Jan. 28 and his 200th Penguin point at Minnesota on Jan. 12.

CAREER

Calgary's first round pick in the 1983 Entry Draft...played for Canada in the 1987 World Championships at Vienna, Austria...ranks 6th in Penguins career power play goals (47), 12th in goals (102), 14th in assists (142) and points (244)... he has averaged a point per game through his pro career as he has 435 NHL points in as many games.


PERSONAL

Dan spent most of the off-season in Pittsburgh...enjoys golf and is considered a movie buff...played in local charity golf tournaments over the summer... favorite road arena: Madison Square Garden and the Montreal Forum.

CAREER PLAYING RECORD

Season	Team	League	Regular Season				PIM	Playoffs				
			GP	G	A	PTS		GP	G	A	PTS	PIM
1981-82	Belleville	OHL	67	19	32	51	41	-	-	-	-	-
1982-83	Belleville	OHL	70	59	88	147	27	4	2	6	8	2
1983-84	Belleville	OHL	24	23	36	59	12	-	-	-	-	-
1983-84	Calgary	NHL	54	19	33	52	20	8	3	5	8	4
1984-85	Calgary	NHL	74	20	38	58	22	3	0	0	0	0
1985-86	Calgary	NHL	78	30	42	72	44	18	8	7	15	10
1986-87	Calgary	NHL	16	3	6	9	14	-	-	-	-	-
1986-87	PITTSBURGH	NHL	64	28	43	71	40	-	-	-	-	-
1987-88	PITTSBURGH	NHL	70	40	39	79	50	-	-	-	-	-
1988-89	PITTSBURGH	NHL	79	34	60	94	102	11	6	3	9	10
	NHL TOTALS		435	174	261	435	292	40	17	15	32	24
	PGH TOTALS		213	102	142	244	192	11	6	3	9	10

Traded to PITTSBURGH by Calgary for Mike Bullard, November 12, 1986.




TEAM	CAREER SCORING VS																	
	GP	G	A	PTS	PIM	PG	SG	WG	TEAM	GP	G	A	PTS	PIM	PG	SG	WG	
Bos.	2	0	0	0	0	0	0	0	NJD	5	1	0	2	3	1	0	0	0
Buf.	0	0	0	0	0	0	0	0	NYI	3	3	2	0	0	0	0	0	1
Cal.	2	1	0	1	0	1	0	0	NYR	2	4	1	3	4	1	2	0	1
Chi.	2	1	0	1	0	0	0	0	Phil.	4	2	3	4	7	0	0	0	0
Det.	0	0	0	0	0	0	0	0	Que.	1	1	0	1	0	1	0	0	0
Edm.	2	1	0	1	0	0	0	0	STL	1	1	0	0	0	0	0	0	0
Hart.	2	1	0	0	0	0	0	0	Tor.	1	0	0	0	0	0	0	0	0
LAK	1	0	0	0	0	0	0	0	Van.	0	0	0	0	0	0	0	0	0
Min.	3	2	1	3	2	0	0	0	Wash.	5	5	3	3	2	0	0	0	1
Mont.	2	0	0	0	2	0	0	0	Wpg.	2	0	0	0	4	0	0	0	0

#25

KEVIN STEVENS

Left Wing 6' 3" 217 lbs.
Age: 24 (April 15, 1965)
Born: Brockton, Mass.
Shoots: Left
Acquired: Trade with Los Angeles on Sept. 9, 1983
Drafted: Los Angeles's 6th choice, 108th overall in 1983 Entry Draft



1988-89

Kevin split his first full pro season between Pittsburgh and Muskegon...recorded 15 (12 + 3) points through 24 NHL games...was tied with Phil Bourque and Dave Hannan for 5th on the team in game-winning goals with three...recorded four power play goals...had a 3-game goal scoring streak from March 1-5 and a 4-game point streak from March 20-26 (2 + 2)...recorded seven (6 + 1) points at home and nine (6 + 3) points on the road. Although he started and finished the season in Pittsburgh, he was loaned to Muskegon on four occasions during the year...ranked 7th in Muskegon scoring with 65 points...recalled on Feb. 28, he played the last 17 games of the season with the Penguins recording 15 (11 + 4) points...had at least one point in 6 of the last 7 games recording nine (6 + 3) points in that span. Kevin ranked 3rd on the team and among all rookies in playoff scoring with 10 points...he also finished 3rd among NHL rookies with seven playoff assists.

CAREER

A member of Team USA in the 1988 Winter Olympics at Calgary, Kevin played in five of the team's six games scoring one goal and three assists...through 44 pre-olympic games he notched 45 (22 + 23) points...at the conclusion of the olympic games, he joined the Penguins and played the last 16 games of the season...he played four years at Boston College and was named a 2nd Team All-American, 1st Team Hockey East and 1st Team All New England in 1986-87...played in the 1987 Pravda Cup at Moscow and 1987 World Championships in Vienna.

PERSONAL

Kevin spent the off-season in his home state of Massachusetts...enjoys fishing and golfing...a baseball fan, Kevin's father played baseball with the Cincinnati Reds minor league affiliate...worked the Stan Mikita Hockey School for the Hearing Impaired in Chicago and a few in Massachusetts during the summer...favorite road arena: Boston Garden.

CAREER PLAYING RECORD

Season	Team	League	Regular Season				Playoffs						
			GP	G	A	PTS	PIM	GP	G	A	PTS	PIM	
1983-84	Boston College	ECAC	37	6	14	20	36	-	-	-	-	-	-
1984-85	Boston College	HE	40	13	23	36	36	-	-	-	-	-	-
1985-86	Boston College	HE	42	17	27	44	56	-	-	-	-	-	-
1986-87	Boston College (ab)	HE	39	35	35	70	54	-	-	-	-	-	-
1987-88	U. S. National		44	22	23	45	52	-	-	-	-	-	-
1987-88	U. S. Olympic		5	1	3	4	2	-	-	-	-	-	-
1987-88	PITTSBURGH	NHL	16	5	2	7	8	-	-	-	-	-	-
1988-89	Muskegon	IHL	45	24	41	65	113	-	-	-	-	-	-
1988-89	PITTSBURGH	NHL	24	12	3	15	19	11	3	7	10	14	14
	NHL & PGH TOTALS		40	17	5	22	27	11	3	7	10	14	14

a - Hockey East First All-Star Team (1986-87)

b - NCAA East Second All-American Team (1986-87)

Rights traded to **PITTSBURGH** by **Los Angeles** for Anders Hakansson on September 9, 1983.




CAREER RECORD VS

TEAM	GP	MP	GA	SO	AVG	W	L	T
Boston	3	134	3	0	1.34	1	0	1
Buffalo	5	280	26	0	5.57	2	3	0
Calgary	7	305	25	0	4.91	0	6	0
Detroit	1	60	5	0	5.00	1	0	0
Edmonton	3	158	14	0	5.32	1	2	0
Hartford	2	97	7	0	4.33	0	2	0
Los Angeles	3	160	10	0	3.75	2	1	0
Minnesota	3	140	6	0	2.57	1	1	0
Montreal	1	40	3	0	4.50	0	0	0
New Jersey	2	67	3	0	2.68	1	1	0
NY Islanders	3	180	9	0	3.00	1	1	0
NY Rangers	3	152	15	0	5.92	1	2	0
Philadelphia	3	184	14	0	4.57	2	1	0
Pittsburgh	3	145	6	0	2.48	1	0	1
Quebec	5	271	20	0	4.43	2	2	1
Toronto	1	40	1	0	1.50	0	0	0
Washington	6	365	28	0	4.60	2	3	1
Winnipeg	4	179	13	0	4.35	2	1	0

#1

WENDELL YOUNG

Goaltender 5' 9" 181 lbs.
Age: 26 (August 1, 1963)
Born: Halifax, N.S.
Catches: Left
Acquired: Trade with Philadelphia on Sept. 1, 1988
Drafted: Vancouver's 3rd round choice, 73rd overall in 1981 Entry Draft



1988-89

Wendell set a personal single season high with 12 wins...tied his single season high for appearances set in 1985-86 with Vancouver...was 6-2-0 at home and 6-7-0 on the road...beat the Flyers on the road Feb. 2 to break a 42-game winless streak at the Spectrum then defeated the Bruins on Feb. 5 to become the first Penguin netminder to win games in Philadelphia and Boston in a single season...recorded a personal 6-game win streak from Jan. 21-Feb. 9...missed a total of 16 games with stretched ligaments in his left leg suffered on Oct. 21 at New Jersey...was sent to Muskegon for conditioning from Jan. 10-17 where he played two games with one win and one shootout loss posting a 3.36 average.

CAREER

Broke into the NHL in 1985-86 with Vancouver after a junior career with Kitchener (OHL)...recorded his best pro season with Hershey in 1987-88 when he posted a 2.77 average and recorded 33 wins through 51 games...captured the Baz Bastien Award as the AHL's top goaltender and was named a First Team All-Star at the conclusion of the 1987-88 season...during the 1988 playoffs, he recorded a perfect 12-0 record and posted a 2.19 average leading the Bears to a Calder Cup Championship...he was honored with the Jack A. Butterfield Trophy as the AHL's Most Valuable Player in the playoffs.

PERSONAL

Wendell and wife Paula are the parents of a daughter Gabrielle (five months)...enjoys reading and music...ran his own hockey school for goaltending sponsored by Dalhousie University...favorite road arena: Boston Garden

CAREER PLAYING RECORD

Season	Team	League	Regular Season					Playoffs				
			GP	MP	GA	SO	AVG	GP	MP	GA	SO	AVG
1980-81	Kitchner	OHL	42	2215	164	1	4.44	14	800	42	1	3.15
1981-82	Kitchner	OHL	60	3470	195	1	3.37	15	900	35	1	2.33
1982-83	Kitchner (a)	OHL	61	3611	231	1	3.84	12	720	43	0	3.58
1983-84	Fredericton	AHL	11	569	39	1	4.11	-	-	-	-	-
1983-84	Milwaukee	IHL	6	339	17	0	3.01	-	-	-	-	-
1983-84	Salt Lake	CHL	20	1094	80	0	4.39	4	122	11	0	5.42
1984-85	Fredericton	AHL	22	1242	83	0	4.01	-	-	-	-	-
1985-86	Vancouver	NHL	22	1023	61	0	3.58	1	60	5	0	5.00
1985-86	Fredericton	AHL	24	1457	78	0	3.21	-	-	-	-	-
1986-87	Vancouver	NHL	8	420	35	0	5.00	-	-	-	-	-
1986-87	Fredericton	AHL	30	1676	118	0	4.22	-	-	-	-	-
1987-88	Philadelphia	NHL	6	320	20	0	3.75	-	-	-	-	-
1987-88	Hershey (bcd)	AHL	51	2922	135	1	2.77	12	767	28	1	2.19*
1988-89	Muskegon	IHL	2	125	7	0	3.36	-	-	-	-	-
1988-89	PITTSBURGH	NHL	22	1150	92	0	4.80	1	39	1	0	1.54
	NHL TOTALS		58	2913	208	0	4.28	2	99	6	0	3.64
	PGH TOTALS		22	1150	92	0	4.80	1	39	1	0	1.54


a - OHL Third All-Star Team (1982-83)

b - AHL First All-Star Team (1987-88)

c - Won Baz Bastien Award (AHL Most Valuable Goaltender) (1987-88)

d - Won Jack Butterfield Trophy (AHL Playoff MVP) (1987-88)

Traded to Philadelphia from Vancouver for Darren Jensen and Daryl Stanley on August 27, 1987. Traded to PITTSBURGH from Philadelphia with the Flyers' 7th round draft choice in 1990 for Pittsburgh's 3rd round draft choice in 1990 on September 1, 1988.




TEAM	CAREER SCORING VS																
	GP	G	A	PTS	PIM	PG	SG	WG	TEAM	GP	G	A	PTS	PIM	PG	SG	WG
Bos.	2	1	1	2	0	0	0	0	NJD	8	2	2	4	8	1	0	0
Buf.	0	0	0	0	0	0	0	0	NYI	6	1	2	0	0	1	0	0
Cal.	3	0	2	2	2	0	0	0	NYR	2	2	0	0	0	0	1	0
Chi.	6	0	2	2	2	0	0	0	Phil.	8	6	8	8	13	0	0	0
Det.	2	0	2	2	0	2	0	0	Que.	2	3	1	1	0	0	0	0
Edm.	2	0	0	0	17	0	0	0	STL	4	1	1	2	0	0	0	1
Hart.	4	3	3	6	6	2	0	0	Tor.	4	3	3	0	0	0	0	0
LAK	3	0	0	0	4	0	0	0	Van.	2	0	0	3	2	0	0	0
Min.	2	0	0	0	0	0	0	0	Wash.	7	3	5	8	2	1	0	0
Mont.	3	0	1	1	0	0	0	0	Wpg.	2	0	2	2	0	0	0	0

#33

ZARLEY ZALAPSKI

Defense 6' 1" 211 lbs.
Age: 21 (April 22, 1968)
Born: Edmonton, Alta.
Shoots: Left
Acquired: Pittsburgh's 1st round choice, 4th overall in 1986 Entry Draft



1988-89

Zarley set club records for goals (12), assists (33) and points (45) by a rookie defenseman in a season...ranked 2nd among team defensemen in points and 7th overall...registered the best plus/minus rating among team defenders with a + 9 and ranked 4th on the team overall...had five power play goals and two game-winners...recorded 10 multiple point games including three (1 + 2) points vs NY Rangers on Nov. 23...he finished the regular season with a 6-game point scoring streak recording nine (1 + 8) points in that span and tying him for second place among NHL rookies for the longest assist streak of the season...had 22 (4 + 18) points at home and 23 (8 + 15) points on the road...missed 20 games with torn ligaments in his right knee suffered Dec. 29 vs Philadelphia. He was tied for 4th among NHL rookies in playoff scoring with nine points and finished 2nd in assists with eight...ranked 2nd in scoring among team defensemen. At the conclusion of the season he was named to the NHL All-Rookie Team.

CAREER

Zarley was the first defenseman selected in the 1986 Entry Draft and it marked the first time that Pittsburgh had chosen a defenseman as their #1 pick in the first round...played for Team Canada in the 1988 Winter Olympics at Calgary recording four points in eight games...was named the Best Defenseman at the Izvestia Tournament in Moscow (Dec. 1986)...played in the 1987 World Championships in Vienna.

PERSONAL

Spent the summer at his home in Leduc, Alberta...enjoys golf, squash and tennis...worked at the Ken Schinkel Hockey School in Pittsburgh during the month of August...played in several charity golf tournaments...favorite road arena: Hartford Civic Center.


CAREER PLAYING RECORD

Season	Team	League	GP	Regular Season				PIM	GP	Playoffs			PIM
				G	A	PTS	PIM			G	A	PTS	
1984-85	Ft. Saskatchewan		23	17	30	47	14	-	-	-	-	-	
1985-86	Ft. Saskatchewan		27	20	33	53	46	-	-	-	-	-	
1985-86	Team Canada		32	2	4	6	10	-	-	-	-	-	
1986-87	Team Canada		74	11	29	40	28	-	-	-	-	-	
1987-88	Team Canada		47	3	13	16	32	-	-	-	-	-	
1987-88	Canadian Olympic		8	1	3	4	2	-	-	-	-	-	
1987-88	PITTSBURGH	NHL	15	3	8	11	7	-	-	-	-	-	
1987-88	PITTSBURGH (a)	NHL	58	12	33	45	57	11	1	8	9	13	
1988-89	NHL & PGH TOTALS		73	15	41	56	64	11	1	8	9	13	

a - NHL All-Rookie Team (1988-89)

DAVE CAPUANO

Right Wing 6' 2" 195 lbs.
Age: 21 (July 27, 1968)
Born: Warwick, Rhode Island
Shoots: Left
Acquired: Pittsburgh's 2nd round choice, 25th overall in 1986 Entry Draft



1988-89: Dave led Hockey East in goals (37) while ranking second in scoring (67)...he holds the school record for all-time assists with 122, ranks second in all-time scoring with 211 points and set a school record with six shorthanded goals in 1988-89. For the past two seasons, Dave was named a finalist for the Hobey Baker Award, First Team All-American and First Team All Hockey East.

Season	Team	League	Regular Season					PIM	GP	Playoffs			
			GP	G	A	PTS	G			A	PTS	PIM	
1985-86	Mt.St.Charles	H.S.	25	43	42	85	10	-	-	-	-	-	-
1986-87	Maine U.	H.E.	38	18	41	59	14	-	-	-	-	-	-
1987-88	Maine U. (abc)	H.E.	42	34*	51*	85*	51	-	-	-	-	-	-
1988-89	Maine U. (ab)	H.E.	41	37*	30	67	38	-	-	-	-	-	-

* - League-leading Figure


a - NCAA East First All-American Team (1987-88 & 1988-89)

b - Hockey East First All-Star Team (1987-88 & 1988-89)

c - NCAA All-Tournament Team (1987-88)

CHRIS DAHLQUIST

Defense 6' 1" 191 lbs.
Age: 26 (December 14, 1962)
Born: Fridley, Minn.
Shoots: Left
Acquired: Signed by Pittsburgh as a free agent on May 7, 1985




1988-89: Chris started the season with Muskegon and played 10 games and recording nine (3 + 6) points for the Lumberjacks...was recalled to Pittsburgh on Nov. 16 where he spent the remainder of the season recording six (1 + 5) points through 43 regular season games...scored his only goal vs Winnipeg's Eldon Reddick on Jan. 20...had four assists at home and one goal and one assist on the road...missed one game with a broken nose suffered Jan. 20...played in two of the Penguins playoff games.

Season	Team	League	Regular Season					PIM	GP	Playoffs			
			GP	G	A	PTS	G			A	PTS	PIM	
1981-82	Lake Superior	CCHA	39	4	10	14	62	-	-	-	-	-	-
1982-83	Lake Superior	CCHA	35	0	12	12	63	-	-	-	-	-	-
1983-84	Lake Superior	CCHA	40	4	19	23	76	-	-	-	-	-	-
1984-85	Lake Superior	CCHA	32	4	10	14	18	-	-	-	-	-	-
1985-86	Baltimore	AHL	65	4	21	25	64	-	-	-	-	-	-
1985-86	PITTSBURGH	NHL	5	1	2	3	2	-	-	-	-	-	-
1986-87	PITTSBURGH	NHL	19	0	1	1	20	-	-	-	-	-	-
1986-87	Baltimore	AHL	51	1	16	17	50	-	-	-	-	-	-
1987-88	PITTSBURGH	NHL	44	3	6	9	69	-	-	-	-	-	-
1988-89	PITTSBURGH	NHL	43	1	5	6	42	2	0	0	0	0	0
	NHL & PGH TOTALS	NHL	68	4	9	13	93	-	-	-	-	-	-

DAN FRAWLEY

Right Wing 6' 1" 195 lbs.
Age: 27 (June 2, 1962)
Born: Sturgeon Fall, Ont.
Shoots: Right
Acquired: Claimed in Waiver Draft from Chicago on October 7, 1985
Drafted: Chicago's 15th choice, 204th overall, 1980 Entry Draft




1988-89: Dan played 46 games for Pittsburgh recording seven (3 + 4) points ...recorded two assists in the season opener at Washington...scored two of his three goals vs Detroit on December 17 including the game-winner. He was assigned to Muskegon on Feb. 23 and played 24 games for the Lumberjacks recording 28 (12 + 16) points...recorded 10 (6 + 4) points through 14 playoff games. Dan ranks 6th on the Penguins All-Time Penalty Minute List with 610.

Season	Team	League	Regular Season				PIM	GP	Playoffs			
			GP	G	A	PTS			GP	G	A	PTS
1982-83	Springfield	AHL	80	30	27	57	107	-	-	-	-	-
1983-84	Chicago	NHL	3	0	0	0	0	-	-	-	-	-
1983-84	Springfield	AHL	69	22	34	56	137	4	0	1	1	12
1984-85	Chicago	NHL	30	4	3	7	64	1	0	0	0	0
1984-85	Milwaukee	IHL	25	11	12	23	125	-	-	-	-	-
1985-86	PITTSBURGH	NHL	69	10	11	21	174	-	-	-	-	-
1986-87	PITTSBURGH	NHL	78	14	14	28	218	-	-	-	-	-
1987-88	PITTSBURGH	NHL	48	6	8	14	152	-	-	-	-	-
1988-89	PITTSBURGH	NHL	46	3	4	7	66	-	-	-	-	-
1988-89	Muskegon	IHL	24	12	16	28	35	14	6	4	10	31
	NHL TOTALS		274	37	40	77	674	1	0	0	10	0
	PGH TOTALS		241	33	37	70	610	-	-	-	-	-

MARK KACHOWSKI

Left Wing 5' 10" 196 lbs.
Age: 24 (February 20, 1965)
Born: Edmonton, Alta.
Shoots: Left
Acquired: Signed as a Free Agent on August 31, 1987




1988-89: Mark started the season with Pittsburgh recording two points through 12 games...scored his only NHL goal of the season at Buffalo on October 12... was loaned to Muskegon on November 10 where he played 57 games recording 16 (8 + 8) points...had an additional three (1 + 2) points through eight playoff games.

Season	Team	League	Regular Season				PIM	GP	Playoffs			
			GP	G	A	PTS			GP	G	A	PTS
1986-87	Muskegon	IHL	82	39	72	111	121	14	12	11	23	12
1986-87	Flint	IHL	75	18	13	31	273	-	-	-	-	-
1987-88	Muskegon	IHL	25	3	6	9	72	5	0	2	2	11
1987-88	PITTSBURGH	NHL	38	5	3	8	126	-	-	-	-	-
1988-89	PITTSBURGH	NHL	12	1	1	2	43	-	-	-	-	-
1988-89	Muskegon	IHL	57	8	8	16	167	8	1	2	3	17
	NHL & PGH TOTALS		50	6	4	10	169	-	-	-	-	-

JAMIE LEACH

Right Wing 6' 1" 197 lbs.
Age: 20 (August 25, 1969)
Born: Winnipeg, Manitoba
Shoots: Right
Acquired: Pittsburgh's 3rd round choice, 47th overall in 1987 Entry Draft




1988-89: Jamie recorded 107 (45 + 62) points through 58 games with Niagara Falls ranking 4th in team scoring and 9th overall in the OHL...he led the league with 11 game-winners to his credit. He missed eight games as he played for the Canadian National Team at the World Championships from Dec. 26 until Jan. 4 at Anchorage, Alaska...ranked 4th in team scoring with five (1 + 4) points through the seven game tournament. He was named a Third Team OHL All-Star at right wing.

Season	Team	League	Regular Season					PIM	Playoffs				
			GP	G	A	PTS	GP		G	A	PTS	PIM	
1985-86	N.Westminster	WHL	58	8	7	15	20	-	-	-	-	-	
1986-87	Hamilton	OHL	64	12	19	31	67	9	1	1	2	4	
1987-88	Hamilton	OHL	64	24	19	43	79	14	6	7	13	12	
1988-89	Niagara Falls	OHL	58	45	62	107	47	17	9	11	20	25	

FRANK PIETRANGELO

Goaltender 5' 9" 182 lbs.
Age: 24 (December 17, 1964)
Born: Niagara Falls, Ontario
Catches: Left
Acquired: Pittsburgh's 4th Round choice, 63rd overall in 1983 Entry Draft




1988-89: Frank started the season in Muskegon and was recalled to Pittsburgh on two occasions...played 15 games with the Penguins posting a 4.04 goals against average and 5-3-0 record...pulled a groin muscle on Feb. 11 at Quebec and was sidelined nine games. He played 13 regular season games for the Lumberjacks posting a 3.00 average with a 10-1-(2) record...also recorded one shutout...played in nine playoff games posting a 3.07 average and an eight wins/one loss record.

Season	Team	League	Regular Season					Playoffs				
			GP	MP	GA	SO	AVG	GP	MP	GA	SO	AVG
1982-83	Minnesota U.	WCHA	25	1348	80	1	3.55	-	-	-	-	-
1983-84	Minnesota U.	WCHA	20	1141	66	0	3.47	-	-	-	-	-
1984-85	Minnesota U.	WCHA	17	912	52	0	3.42	-	-	-	-	-
1985-86	Minnesota U.	WCHA	23	1284	76	0	3.55	-	-	-	-	-
1986-87	Muskegon	IHL	35	2090	119	2	3.42	15	923	46	0	2.99
1987-88	Muskegon	IHL	15	868	43	2	2.97	-	-	-	-	-
1987-88	PITTSBURGH	NHL	21	1207	80	1	3.98	-	-	-	-	-
1988-89	Muskegon	IHL	13	760	38	1	3.00	9	566	29	0	3.07
1988-89	PITTSBURGH	NHL	15	669	45	0	4.04	-	-	-	-	-
	NHL & PGH TOTALS		36	1876	125	1	4.00					

BRUCE RACINE

Goaltender 6' 0" 178 lbs
Age: 23 (August 9, 1966)
Born: Cornwall, Ontario
Catches: Left
Acquired: Pittsburgh's 3rd round choice, 58th overall in 1985 Entry Draft




1988-89: Bruce led the IHL in wins with 37 for Muskegon...he ranked 3rd in IHL games played with 51 to his credit...finished 4th among IHL goalies with a 3.63 goals against average...led the league with three shutouts...had a regular season 23-1-1 record at home...won last 20 consecutive home starts.

Season	Team	League	Regular Season					Playoffs				
			GP	MP	GA	SO	AVG	GP	MP	GA	SO	AVG
1984-85	Northeastern	H.E.	26	1615	103	1	3.57	-	-	-	-	-
1985-86	Northeastern	H.E.	32	1920	147	0	4.56	-	-	-	-	-
1986-87	Northeastern	H.E.	33	1966	133	0	4.06	-	-	-	-	-
1987-88	Northeastern	H.E.	30	1808	108	1	3.58	-	-	-	-	-
1988-89	Muskegon	IHL	38	3039	184	3	3.63	5	300	15	0	3.00

MARK RECCHI

Right Wing 5' 10" 185 lbs.
Age: 21 (February 1, 1968)
Born: Kamloops, Alberta
Shoots: Left
Acquired: Pittsburgh 4th round choice, 67th overall in 1988 Entry Draft



1988-89: Mark finished the season 8th overall in IHL scoring with 99 points...led the IHL in game-winners with nine...was named to the Second Team IHL All-Star squad...shared the IHL playoff scoring lead with teammate Dave Michayluk as he recorded 21 (7 + 14) points through 14 games. He was recalled to Pittsburgh on Nov. 16 and played four games before returning to Muskegon on Nov. 25...was recalled on Jan. 9 playing 11 games including a two (1 + 1) point effort at Winnipeg on Jan. 20... returned to Muskegon on Feb. 7 to finish the season.

Season	Team	League	Regular Season					Playoffs				
			GP	G	A	PTS	PIM	GP	G	A	PTS	PIM
1985-86	New Westminster	WHL	72	21	40	61	55	-	-	-	-	-
1986-87	Kamloops	WHL	40	26	50	76	63	13	3	16	19	17
1987-88	Kamloops (a)	WHL	62	61	93*	154	75	17	10	21*	31*	18
1988-89	PITTSBURGH	NHL	15	1	1	2	0	-	-	-	-	-
1988-89	Muskegon (b)	IHL	63	50	49	99	86	14	7	14*	21*	28
	NHL & PGH TOTAL		15	1	1	2	0	-	-	-	-	-

* - League-leading Figure

a - WHL West All-Star Team (1987-88)

b - IHL Second All-Star Team (1988-89)

PLAYERS IN THE SYSTEM

BRAD AITKEN

Left Wing


Age: 21 (October 30, 1967)

Born: Scarborough, Ont.

Shoot: Left

Acquired: 1986 Entry Draft (3rd Round)

Drafted: Pittsburgh's 3rd choice, 46th overall in 1986 Entry Draft



Season	Team	League	GP	G	A	PTS	PIM	GP	G	A	PTS	PIM
1985-86	S. St. Marie	OHL	58	17	47	64	88	-	-	-	-	-
1986-87	S. St. Marie	OHL	52	27	38	65	86	4	1	2	3	5
1987-88	Muskegon	IHL	74	32	31	63	128	1	0	0	0	0
1987-88	PITTSBURGH	NHL	5	1	1	2	0	-	-	-	-	-
1988-89	Muskegon	IHL	74	35	30	65	139	13	5	5	10	75
NHL & PGH TOTALS			5	1	1	2	0	-	-	-	-	-

CHRIS CLIFFORD

Goaltender 5' 9" 167 lbs.


Age: 23 (May 26, 1966)

Born: Kingston, Ont.

Catches: Left

Acquired: Signed by Pittsburgh as a tryout on Sept. 6, 1989

Drafted: Chicago 6th round choice, 111th overall in 1984 Entry Draft



Season	Team	League	GP	MP	GA	SO	AVG	GP	MP	GA	SO	AVG
1983-84	Kingston	OHL	50	2808	229	2	4.89	-	-	-	-	-
1984-85	Kingston	OHL	52	2768	241	0	5.22	-	-	-	-	-
1985-86	Kingston	OHL	50	2988	178	1	3.57	10	564	31	1	3.30
1986-87	Kingston	OHL	44	2596	191	1	4.41	12	730	42	0	3.45
1987-88	Saginaw	IHL	22	1146	80	0	4.19	-	-	-	-	-
1988-89	Saginaw	IHL	7	321	23	0	4.30	-	-	-	-	-
1988-89	Chicago	NHL	1	4	0	0	0.00	-	-	-	-	-

JEFF DANIELS

Left Wing 6' 1" 197 lbs.


Age: 21 (June 24, 1968)

Born: Oshawa, Ontario

Shoots: Left

Acquired: 1986 Entry Draft (6th Round)

Drafted: Pittsburgh's 6th choice, 109th overall in 1986 Entry Draft.




Season	Team	League	GP	G	A	PTS	PIM	GP	G	A	PTS	PIM
1985-86	Oshawa	OHL	62	13	19	32	23	6	0	1	1	0
1986-87	Oshawa	OHL	54	14	9	23	22	15	3	2	5	5
1987-88	Oshawa	OHL	64	29	39	68	59	4	2	3	5	0
1988-89	Muskegon	IHL	58	21	21	42	58	11	3	5	8	11

PLAYERS IN THE SYSTEM

DOUG HOBSON


Defense 5' 11" 187 lbs.
Age: 21 (April 9, 1968)
Born: Prince Albert, Saskatchewan
Shoots: Left
Acquired: 1986 Entry Draft (7th Round)
Drafted: Pittsburgh's 7th choice, 130th overall in the 1986 Entry Draft



Season	Team	League	GP	G	A	PTS	PIM	GP	G	A	PTS	PIM
1985-86	Prince Albert	WHL	66	2	17	19	70	20	1	2	3	31
1986-87	Prince Albert	WHL	69	3	20	23	83	8	2	3	5	12
1987-88	Prince Albert	WHL	69	9	26	35	96	10	1	5	6	17
1988-89	Muskegon	IHL	62	5	17	22	82	1	0	1	1	11

MIKE MERSH

Defense 6' 2" 212 lbs.
Age: 25 (September 29, 1964)
Born: Skokie, Illinois
Shoots: Left
Acquired: Signed as a Free Agent on August 3, 1989




Season	Team	League	GP	G	A	PTS	PIM	GP	G	A	PTS	PIM
1983-84	Ill-Chicago	CCHA	29	0	5	5	18	-	-	-	-	-
1984-85	Ill-Chicago	CCHA	35	1	14	15	36	-	-	-	-	-
1985-86	Ill-Chicago	CCHA	36	4	19	23	30	-	-	-	-	-
1986-87	Salt Lake	IHL	43	3	12	15	101	17	0	10	10	14
1987-88	Salt Lake	IHL	1	0	0	0	2	-	-	-	-	-
1987-88	Flint	IHL	58	1	14	15	118	16	3	4	7	18
1988-89	Flint	IHL	55	5	20	25	101	-	-	-	-	-
1988-89	Muskegon	IHL	16	0	2	2	26	13	0	6	6	38

PLAYERS IN THE SYSTEM

DAVE MICHAYLUK

Left Wing 5' 10" 189 lbs.
Age: 27 (May 18, 1962)
Born: Wakaw, Saskatchewan
Shoots: Left
Acquired: Signed as a free agent on May 24, 1989
Drafted: Philadelphia's 5th choice, 65th overall in 1981 Entry Draft



Season	Team	League	GP	G	A	PTS	PIM	GP	G	A	PTS	PIM
1980-81	Regina	WHL	72	62	71	133	39	11	5	12	17	8
1981-82	Regina (a)	WHL	72	62	111	173	128	12	16	24	40*	23
1981-82	Philadelphia	NHL	1	0	0	0	0	-	-	-	-	-
1982-83	Philadelphia	NHL	13	2	6	8	8	-	-	-	-	-
1982-83	Maine	AHL	69	32	40	72	16	8	0	2	2	0
1983-84	Springfield	AHL	79	18	44	62	37	4	0	0	0	2
1984-85	Hershey	AHL	3	0	2	2	2	-	-	-	-	-
1984-85	Kalamazoo (b)	IHL	82	66	33	99	49	11	7	7	14	0
1985-86	Nova Scotia	AHL	3	0	1	1	0	-	-	-	-	-
1985-86	Muskegon	IHL	77	52	52	104	73	14	6	9	15	12
1986-87	Muskegon (c)	IHL	82	47	53	100	29	15	2	14	16	8
1987-88	Muskegon (c)	IHL	81	56*	81	137	46	6	2	0	2	18
1988-89	Muskegon (cdef)	IHL	82	50	72	122*	84	13	9*	12	22*	24
NHL TOTALS			14	2	6	8	8	-	-	-	-	-

* - League-leading Figure

a - WHL Second All-Star Team (1981-82)

b - IHL Second All-Star Team (1984-85)

c - IHL First All-Star Team (1986-87, 1987-88 & 1988-89)


d - Won Gatschene Memorial Trophy (IHL-MVP) (1988-89)

e - Won Lamoureux Memorial Trophy (Top Scorer-IHL) (1988-89)

f - IHL Playoff MVP

TROY MICK

Left Wing 5' 11" 183 lbs.
Age: 20 (March 30, 1969)
Born: Burnaby, B.C.
Shoots: Left
Acquired: 1988 Entry Draft (7th round)
Drafted: Pittsburgh's 6th choice, 130th overall, in 1988 Entry Draft




Season	Team	League	GP	G	A	PTS	PIM	GP	G	A	PTS	PIM
1986-87	Portland	WHL	57	30	33	63	60	20	8	2	10	40
1987-88	Portland	WHL	72	63	84	147	78	-	-	-	-	-
1988-89	Portland	WHL	66	49	87	136	70	19	15	19	34	17

PLAYERS IN THE SYSTEM

GLENN MULVENNA


Center 5' 11" 186 lbs.
Age: 22 (February 18, 1967)
Born: Calgary, Alberta
Shoots: Left
Acquired: Signed as a Free Agent on December 3, 1987



Season	Team	League	GP	G	A	PTS	PIM	GP	G	A	PTS	PIM
1986-87	N. Westminster	WHL	53	24	44	68	43	-	-	-	-	-
1986-87	Kamloops	WHL	18	13	8	21	18	13	4	6	10	10
1987-88	Kamloops	WHL	38	21	38	59	35	-	-	-	-	-
1988-89	Muskegon	IHL	11	3	2	5	0	-	-	-	-	-
1988-89	Flint	IHL	32	9	14	23	12	-	-	-	-	-
1988-89	Knoxville	ECHL	2	0	0	0	5	-	-	-	-	-

JIM PAEK


Defense 6' 1" 200 lbs.
Age: 22 (April 7, 1967)
Born: Seoul, Korea
Shoots: Left
Acquired: 1985 Entry Draft (9th round)
Drafted: Pittsburgh's 9th choice, 170th overall in 1985 Entry Draft



Season	Team	League	GP	G	A	PTS	PIM	GP	G	A	PTS	PIM
1984-85	Oshawa	OHL	54	2	13	15	57	5	1	0	1	9
1985-86	Oshawa	OHL	64	5	21	26	122	6	0	1	1	9
1986-87	Oshawa	OHL	57	5	17	22	75	26	1	14	15	43
1987-88	Muskegon	IHL	82	7	52	59	141	6	0	0	0	29
1988-89	Muskegon	IHL	80	3	54	57	96	14	1	10	11	22

DON PANCOE

Defense 6' 1" 200 lbs.
Age: 20 (February 23, 1969)
Born: St. George, Ontario
Shoots: Left
Acquired: 1988 Entry Draft (10th round)
Drafted: Pittsburgh's 9th choice, 193rd overall in 1988 Entry Draft




Season	Team	League	GP	G	A	PTS	PIM	GP	G	A	PTS	PIM
1986-87	Hamilton	OHL	44	4	8	12	120	9	0	1	1	24
1987-88	Hamilton	OHL	60	2	12	14	144	14	0	1	1	55
1988-89	Niagara Falls	OHL	54	1	17	18	167	15	0	2	2	38

PLAYERS IN THE SYSTEM

PAUL STANTON

Defense 6' 0" 190 lbs.
Age: 22 (June 22, 1967)
Born: Boston, Massachusetts
Shoots: Right
Acquired: 1985 Entry Draft (8th round)
Drafted: Pittsburgh's 8th choice, 149th overall in 1985 Entry Draft




Season	Team	League	GP	G	A	PTS	PIM	GP	G	A	PTS	PIM
1985-86	Wisconsin	WCHA	36	4	6	10	16	-	-	-	-	-
1986-87	Wisconsin	WCHA	41	5	17	22	70	-	-	-	-	-
1987-88	Wisconsin (ab)	WCHA	45	9	38	47	98	-	-	-	-	-
1988-89	Wisconsin (c)	WCHA	45	7	29	36	126	-	-	-	-	-

a - NCAA West First All-American Team (1987-88)
 b - WCHA Second All-Star Team (1987-88)
 c - WCHA First All-Star Team (1988-89)

DARREN STOLK


Defense 6' 4" 208 lbs.
Age: 21 (July 22, 1968)
Born: Taber, Alberta
Shoots: Left
Acquired: 1988 Entry Draft (12th round)
Drafted: Pittsburgh's 11th choice, 235th overall in 1988 Entry Draft



Season	Team	League	GP	G	A	PTS	PIM	GP	G	A	PTS	PIM
1986-87	Brandon	WHL	71	3	9	12	60	-	-	-	-	-
1987-88	Lethbridge	WHL	60	3	10	13	79	-	-	-	-	-
1988-89	Medicine Hat	WHL	65	8	31	39	141	3	0	0	0	2

JEFF WAVER

Defense 5' 11" 192 lbs.
Age: 21 (September 28, 1968)
Born: St. Boniface, Manitoba
Shoots: Left
Acquired: 1987 Entry Draft (5th round)
Drafted: Pittsburgh's 5th choice, 89th overall in 1987 Entry Draft



Season	Team	League	GP	G	A	PTS	PIM	GP	G	A	PTS	PIM
1986-87	Hamilton	OHL	63	12	28	40	132	-	-	-	-	-
1987-88	Hamilton	OHL	64	27	34	61	134	-	-	-	-	-
1988-89	Kingston	OHL	55	30	43	73	95	-	-	-	-	-
1988-89	Muskegon	IHL	3	0	0	0	0	1	0	0	0	0

PLAYERS IN THE SYSTEM

MITCH WILSON

Right Wing

5' 8" 189 lbs.

Age:

28 (February 15, 1962)

Born:

Kelowna, B.C.

Shoots:

Right

Acquired:

Signed as a free agent on July 24, 1986

Season	Team	League	GP	G	A	PTS	PIM	GP	G	A	PTS	PIM
1980-81	Seattle	WHL	64	8	23	31	253	5	3	0	3	31
1981-82	Seattle	WHL	60	18	17	35	436	10	3	7	10	55
1982-83	Wichita	CHL	55	4	6	10	186	-	-	-	-	-
1983-84	Maine	AHL	71	6	8	14	349	17	3	6	9	98
1984-85	New Jersey	NHL	9	0	2	2	21	-	-	-	-	-
1984-85	Maine	AHL	51	6	3	9	220	2	0	0	0	32
1985-86	Maine	AHL	64	4	3	7	217	3	0	0	0	2
1986-87	PITTSBURGH	NHL	17	2	1	3	83	-	-	-	-	-
1986-87	Baltimore	AHL	58	8	9	17	353	-	-	-	-	-
1987-88	Muskegon	IHL	68	27	25	52	400	5	1	0	1	23
1988-89	Muskegon	IHL	61	16	34	50	382	11	4	5	9	83
	NHL TOTALS		26	2	3	5	104					
	PGH TOTALS		17	2	1	3	83					

RICHARD ZEMLAK

Right Wing

6' 2" 198 lbs.

Age:

26 (March 3, 1963)

Born:

Wynard, Saskatchewan

Shoots:


Right

Acquired:

Trade with Minnesota on November 1, 1988

Drafted:

St. Louis' 9th choice, 209th overall in 1981 Entry Draft



Season	Team	League	GP	G	A	PTS	PIM	GP	G	A	PTS	PIM
1980-81	Spokane	WHL	72	19	19	38	132	4	1	1	2	6
1981-82	Spokane	WHL	26	9	20	29	113	-	-	-	-	-
1981-82	Winnipeg	WHL	2	1	2	3	0	-	-	-	-	-
1981-82	Medicine Hat	WHL	41	11	20	31	70	-	-	-	-	-
1981-82	Salt Lake	IHL	6	0	0	0	2	-	-	-	-	-
1982-83	Medicine Hat	WHL	51	20	17	37	119	-	-	-	-	-
1982-83	Nanaimo	WHL	18	2	8	10	50	-	-	-	-	-
1983-84	Montana	CHL	14	2	2	4	17	-	-	-	-	-
1983-84	Toledo	IHL	45	8	19	27	101	-	-	-	-	-
1984-85	Muskegon	IHL	64	19	18	37	223	17	5	-	-	68
1984-85	Fredericton	AHL	16	3	4	7	59	-	-	4	9	68
1985-86	Fredericton	AHL	58	6	5	11	305	3	0	0	0	49
1985-86	Muskegon	IHL	3	1	2	3	36	-	-	-	-	-
1986-87	Quebec	NHL	20	0	2	2	47	-	-	-	-	-
1986-87	Fredericton	AHL	29	9	6	15	201	-	-	-	-	-
1987-88	Minnesota	NHL	54	1	4	5	307	-	-	-	-	-
1988-89	Minnesota	NHL	3	0	0	0	13	-	-	-	-	-
1988-89	PITTSBURGH	NHL	31	0	0	0	135	1	0	0	0	10
1988-89	Kalamazoo	IHL	2	1	3	4	22	-	-	-	-	-
1988-89	Muskegon	IHL	18	5	4	9	55	8	1	1	2	37
	NHL TOTALS		108	1	6	7	502	1	0	0	0	10
	PGH TOTALS		31	0	0	0	135	1	0	0	0	10

FUTURE PENGUINS

GREG ANDRUSAK

Defense 6' 1" 183 lbs.
Age: 19 (November 14, 1969)
Born: Cranbrook, B.C.
Shoot: Right
Drafted: Pittsburgh's 5th round choice, 88th overall in 1988 Entry Draft

Season	Team	League	GP	G	A	PTS	PIM	GP	G	A	PTS	PIM
1987-88	Minn-Duluth U.	WCHA	37	4	5	9	42	-	-	-	-	-
1988-89	Minn-Duluth U.	WCHA	35	4	8	12	74	-	-	-	-	-

JEFF BLAESER

Left Wing 6' 3" 190 lbs.
Age: 19 (May 11, 1970)
Born: Parma, Ohio
Shoots: Left
Drafted: Pittsburgh's 8th round choice, 151st overall in 1988 Entry Draft

Season	Team	League	GP	G	A	PTS	PIM	GP	G	A	PTS	PIM
1987-88	St. John's Prep	H.S.	18	14	20	34	--	-	-	-	-	-
1988-89	Yale	ECAC	31	8	19	27	12	-	-	-	-	-

JOHN dePOURCQ

Center 5' 9" 180 lbs.
Age: 21 (February 6, 1968)
Born: Penticton, B.C.
Shoots: Left
Drafted: Pittsburgh's 1st choice, in 1989 Supplemental Draft

Season	Team	League	GP	G	A	PTS	PIM	GP	G	A	PTS	PIM
1987-88	Ferris St.	CCHA	40	26	27	53	22	-	-	-	-	-
1988-89	Ferris St.	CCHA	23	9	19	28	4	-	-	-	-	-

DANIEL GAUTHIER

Left Wing 6' 1" 186 lbs.
Age: 19 (May 17, 1970)
Born: Charlemagne, Quebec
Shoots: Left
Acquired: Pittsburgh's 3rd round choice, 62nd overall in 1988 Entry Draft

Season	Team	League	GP	G	A	PTS	PIM	GP	G	A	PTS	PIM
1986-87	Longueuil	QMJHL	64	23	22	45	23	18	4	5	9	15
1987-88	Victoriaville	QMJHL	66	43	47	90	53	5	2	1	3	0
1988-89	Victoriaville	QMJHL	64	41	75	116	84	16	12	17	29	30

FUTURE PENGUINS

CORY LAYLIN

Left Wing 5' 10" 165 lbs.
Age: 19 (January 24, 1970)
Born: Minneapolis, Minnesota
Shoots: Left
Drafted: Pittsburgh's 11th round choice, 214th overall in 1988 Entry Draft

Season	Team	League	GP	G	A	PTS	PIM	GP	G	A	PTS	PIM
1987-88	St.Cloud-Appollo	H.S.	21	30	31	61	-	-	-	-	-	-
1988-89	Minnesota U.	WCHA	47	14	10	24	24	-	-	-	-	-

MARK MAJOR

Left Wing 6' 0" 217 lbs.
Age: 19 (March 20, 1970)
Born: Toronto, Ont.
Shoots: Left
Drafted: Pittsburgh's 2nd round choice 25th overall in 1988 Entry Draft

Season	Team	League	GP	G	A	PTS	PIM	GP	G	A	PTS	PIM
1987-88	North Bay	OHL	57	16	17	33	272	4	0	2	2	8
1988-89	North Bay	OHL	11	3	2	5	58	-	-	-	-	-
1988-89	Kingston	OHL	53	22	29	51	193	-	-	-	-	-

DARYN MCBRIDE

Center 5' 9" 180 lbs.
Age: 21 (March 29, 1968)
Born: Ft. Saskatchewan, Alta.
Shoots: Right
Drafted: Pittsburgh's 10th round choice, 194th overall in 1987 Entry Draft

Season	Team	League	GP	G	A	PTS	PIM	GP	G	A	PTS	PIM
1986-87	Denver U.	WCHA	38	19	13	32	54	-	-	-	-	-
1987-88	Denver U. (a)	WCHA	39	30	28	58	122	-	-	-	-	-
1988-89	Denver U. (b)	WCHA	42	19	32	51	74	-	-	-	-	-


a - WCHA Second Team All-Star (1987-88)

b - WCHA First Team All-Star (1988-89)

1989 ENTRY DRAFT SELECTIONS

JAMIE HEWARD


Right Wing 6'2" — 183 lbs.
 AGE: 18 (March 30, 1971)
 BORN: Regina, Saskatchewan
 SHOOTS: Right
 RD/OV: 1st/16th



Season	Team	Lea.	GP	G	A	PTS	PIM
1987-88	Regina	WHL	68	10	17	27	17
1988-89	Regina	WHL	52	31	28	59	29

PAUL LAUS

Defense 6'1" — 200 lbs.
 AGE: 18 (Sept. 26, 1970)
 BORN: Beamsville, Ontario
 SHOOTS: Right
 RD/OV: 2nd/37th



Season	Team	Lea.	GP	G	A	PTS	PIM
1987-88	Hamilton	OHL	56	1	9	10	171
1988-89	Niagara Falls	OHL	49	1	10	11	225


JOHN BRILL

Right Wing 6'3" — 180 lbs.
 AGE: 18 (Dec. 3, 1970)
 BORN: St. Paul, Minnesota
 SHOOTS: Left
 RD/OV: 3rd/58th

Season	Team	Lea.	GP	G	A	PTS	PIM
1987-88	Grand Rapids	USHS	28	15	13	28	28
1988-89	Grand Rapids	USHS	25	23	29	52	28

TODD NELSON

Defense 6'0" — 201 lbs.
 AGE: 20 (May 11, 1969)
 BORN: Prince Albert, Saskatchewan
 SHOOTS: Left
 RD/OV: 4th/79th



Season	Team	Lea.	GP	G	A	PTS	PIM
1987-88	Prince Albert	WHL	72	3	21	24	59
1988-89	Prince Albert	WHL	72	14	45	59	72

1989 ENTRY DRAFT SELECTIONS

TOM NEVERS

Center 6'1" — 170 lbs.
 AGE: 17 (Sept. 13, 1971)
 BORN: Enina, Minnesota
 SHOOTS: Right
 RD/OV: 5th/100

Season	Team	Lea.	GP	G	A	PTS	PIM
1987-88	Enina	USHS	26	19	12	31	UA
1988-89	Enina	USHS	21	19	18	37	UA


MIKE MARKOVICH

Defense 6'3" — 200 lbs.
 AGE: 20 (April 25, 1969)
 BORN: Grand Forks, North Dakota
 SHOOTS: Left
 RD/OV: 6th/121

Season	Team	Lea.	GP	G	A	PTS	PIM
1986-87	Grand Forks	USHS	23	26	25	51	24
1987-88	Rochester, MN	JR A	48	13	41	54	38
1988-89	U of Denver	WCHA	30	2	12	14	24

MIKE NEEDHAM

Right Wing 5'10" — 198 lbs.
 AGE: 19 (April 4, 1970)
 BORN: Calgary, Alberta
 SHOOTS: Right
 RD/OV: 6th/126



Season	Team	Lea.	GP	G	A	PTS	PIM
1987-88	Kamloops	WHL	64	31	33	64	93
1988-89	Kamloops	WHL	49	24	27	51	55

PAT SCHAFHAUSER

Defense 6'1" — 195 lbs.
 AGE: 18 (July 27, 1971)
 BORN: St. Paul, Minnesota
 SHOOTS: Left
 RD/OV: 7th/142

Season	Team	Lea.	GP	G	A	PTS	PIM
1987-88	Hill-Murray	USHS	28	4	15	19	UA
1988-89	Hill-Murray	USHS	25	2	29	31	UA

1989 ENTRY DRAFT SELECTIONS

DAVE SHUTE

Center 5'11" — 185 lbs.
 AGE: 18 (Feb. 10, 1971)
 BORN: Carlisle, Pennsylvania
 SHOOTS: Left
 RD/OV: 8th/163

Season	Team	Lea.	GP	G	A	PTS	PIM
1987-88	Richfield	USHS	13	7	9	16	38
1988-89	Victoria	WHL	69	5	11	16	26

ANDREW WOLF

Defense 5'11" — 196 lbs.
 AGE: 20 (May 29, 1969)
 BORN: Richmond, B.C.
 SHOOTS: Right
 RD/OV: 9th/184

Season	Team	Lea.	GP	G	A	PTS	PIM
1987-88	Victoria	WHL	65	11	29	40	143
1988-89	Victoria	WHL	36	4	12	16	74


GREG HAGEN

Right Wing 5'11" — 175 lbs.
 AGE: 18 (July 10, 1971)
 BORN: St. Paul, Minnesota
 SHOOTS: Right
 RD/OV: 10th/205

Season	Team	Lea.	GP	G	A	PTS	PIM
1987-88	Hill-Murray	USHS	26	25	18	43	UA
1988-89	Hill-Murray	USHS	25	28	32	60	UA

SCOTT FARRELL

Defense 5'11" — 190 lbs.
 AGE: 19 (April 15, 1970)
 BORN: Richmond, B.C.
 SHOOTS: Left
 RD/OV: 11th/226




Season	Team	Lea.	GP	G	A	PTS	PIM
1987-88	Spokane	WHL	62	1	16	17	198
1988-89	Spokane	WHL	67	10	32	42	221

1989 ENTRY DRAFT SELECTIONS

JASON SMART

Center 6'4" — 212 lbs.
 AGE: 19 (January 23, 1970)
 BORN: Prince George, B.C.
 SHOOTS: Left
 RD/OV: 12th/247



Season	Team	Lea.	GP	G	A	PTS	PIM
1987-88	Prince Albert	WHL	72	16	29	45	79
1988-89	Prince Albert	WHL	12	1	3	4	31
1988-89	Saskatoon	WHL	36	6	17	23	33

PITTSBURGH DRAFT SELECTIONS

RD	OVERALL	NAME	POSITION	TEAM
1969				
1.		No Choice - Traded to Boston		
2.	15th	Rick Kessell	C	Oshawa Generals
3.	26th	Michel Briere	C	Shawinigan Falls
4.	38th	Yvon Labre	D	Toronto Marlboros
5.	50th	Rusty Patenaude	RW	Calgary Centennials
6.	62nd	Paul Hoganson	G	Toronto Marlboros
1970				
1.	7th	Greg Polis	LW	Estevan Bruins
2.	21st	John Stewart	LW	Flin Flon Bombers
3.	35th	Larry Bignell	D	Edmonton Oil Kings
4.	49th	Connie Forey	LW	Ottawa 67's
5.	63rd	Steve Cardwell	LW	Oshawa Generals
6.	77th	Bob Fitchener	C	Brandon Wheat Kings
7.	90th	Jim Perarson	D	St. Catharines Black Hawks
8.	112th	Cam Newton	G	Kitchner Rangers
9.	120th	Ron Lemieux	RW	Dauphin Jrs.
1971				
1.		No Choice - Traded to St. Louis for Ron Schock		
2.	18th	Brian McKenzie	C	St. Catharines Black Hawk
3.	32nd	Joe Noris	D	Toronto Marlboros
4.	46th	Gerry Methe	D	Oshawa Generals
5.	60th	Dave Murphy	G	North Dakota University
6.	74th	Ian Williams	RW	Notre Dame University
7.	88th	Doug Elliott	D	Harvard University
1972				
1.		No Choice - Traded to Minnesota for Bob Woytowich		
2.	24th	Jack Lynch	D	Oshawa Generals
2.	30th	Bernie Lukowich	LW	New Westminster Bruins
3.	40th	Dennis Herron	G	Trois Tivieres Ducs
4.	56th	Ron Lalonde	C	Peterborough Peters
5.	72nd	Brian Walker	C	Calgary Centennials
6.	88th	Jeff Ablett	LW	Medicine Hat Tigers
7.	104th	D'Arcy Keating	D	Notre Dame University
8.	120th	Yves Bergeron	RW	Shawinigan Bruins
9.	136th	Jay Babcock	LW	London Knights
10.	149th	Don Atchison	G	Saskatoon Blades

RD	OVERALL	NAME	POSITION	TEAM
1973				
1.	7th	Blaine Stoughton	RW	Flin Flon Bombers
2.	23rd	Wayne Bianchin	LW	Flin Flon Bombers
2.	27th	Colin Campbell	D	Peterborough Petes
3.		No Choice - Traded to Detroit for Andy Brown		
4.	55th	Denis Owchar	D	Toronto Marlboros
5.	71st	Guido Tenesi	D	Oshawa Generals
6.	87th	Don Seiling	LW	Oshawa Generals
7.	103rd	Terry Ewasjuk	LW	Victoria Cougars
8.	119th	Fred Comrie	C	Edmonton Oil Kings
9.	134th	Gord Lane	D	New Westminster Royals
10.	150th	Randy Aimoe	D	Medicine Hat Tigers
11.	164th	Don McLeod	C	Saskatoon Blades
1974				
1.	8th	Pierre Larouche	C	Sorel Black Hawks
2.	27th	Jacques Cossette	RW	Sorel Black Hawks
3.		No Choice - Traded to Detroit for Nelson DeBenedet		
4.	62nd	Mario Faubert	D	St. Louis University
5.	80th	Bruce Aberhart	G	London Knights
6.	98th	William Schneider	LW	Minnesota University
7.	116th	Robbie Laird	LW	Regina Pats
8.	133rd	Larry Finck	D	St. Catherines Black Hawks
9.	150th	Jim Chicoyne	D	Brandon Wheats Kings
10.	166th	Rick Uhrich	RW	Regina Pats
11.	181th	Serge Gamelin	RW	Sorel Black Hawks
12.	195th	Richard Perron	D	Quebec Remparts
13.	206th	Richard Hindmarch	RW	Calgary University
14.	216th	William Davis	D	Colgate University
15.	223rd	J. D. Mathers	D	Northeastern University
1975				
1.	13th	Gordon Laxton	G	New Westminster Bruins
2.	31st	Russ Anderson	D	U. of Minnesota
3.	49th	Paul Baxter	D	Winnipeg Clubs
4.	67th	Stu Younger	LW	Michigan Tech
5.	85th	Kim Clackson	D	Victoria Cougars
6.	103rd	Peter Morris	LW	Victoria Cougars
7.	121st	Mike Will	C	Edmonton Oil Kings
8.	139th	Tapie Levo	D	Finlands Nationals
9.	155th	Bryon Shutt	LW	Bowling Green University
10.	170th	Frank Salive	G	Peterborough Peters
11.	185th	John Glynne	D	Vermont University
12.	196th	Lex Hudson	D	Denver University
13.	202nd	Dan Tsubouchi	RW	St. Louis University
14.	206th	Bronislav Stankovsky	LW	Fargo-Moorhead
15.	217th	Kelly Secord	RW	New Westminster Bruins
1976				
1.	2nd	Blair Chapman	RW	Saskatoon Blades
2.	19th	Greg Malone	C	Oshawa Generals
2.	29th	Peter Marsh	RW	Sherbrooke
3.	47th	Morris Lukowich	LW	Medicine Hat Tigers
4.	65th	Greg Redquest	G	Kingston Canadiens
5.	83th	Brendan Lowe	D	Sherbrooke Beavers
6.	101st	Vic Sirko	D	Oshawa Generals
1977				
1.		No Choice - Traded to Toronto for Rick Kehoe		
2.	30th	Jim Hamilton	LW	London Knights
3.	48th	Kim Davis	LW	Flin Flon Bombers
4.	66th	Mark Johnson	C	U. of Wisconsin
5.	102nd	No Choice - Traded to Los Angeles for Mike Corrigan		
		Greg Millen	G	Peterborough Peters
1978				
1.		No Choice - Traded to Philadelphia for Orest Kindrachuk, Ross Lonsberry & Tom Bladon		
2.	25th	Mike Meeker	RW	Peterborough Petes
3.		No Choice - Traded to Montreal for Don Awrey		
4.	61st	Shane Pearsall	LW	Ottawa 67's
5.	75th	Rob Garner	C	Toronto Marlboros


RD	OVERALL	NAME	POSITION	TEAM
1979				
1.		No Choice - Traded to Washington for Hartland Monahan		
2.	31st	Paul Marshall	LW	Brantford Alexanders
3.	52nd	Bennett Wolf	D	Kitchener Rangers
4.	73rd	Brian Cross	D	Brantford Alexanders
5.	94th	Nick Ricci	G	Niagara Falls Flyers
6.	115th	Marc Chorney	D	North Dakota University
1980				
1.	9th	Mike Bullard	C	Brantford Alexanders
2.		No Choice - Traded to Chicago for Dale Tallon		
3.	51st	Randy Boyd	D	Ottawa 67's
4.	72nd	Tony Feltrin	D	Victoria Cougars
5.	93rd	Doug Shedden	RW	Sault Ste. Marie
6.	114th	Pat Graham	LW	Niagara Falls Flyers
7.		No Choice - Traded to Winnipeg for future consideration		
8.	156th	Robert Geale	C	Portland Winter Hawks
9.	177th	Brian Lundberg	D	U. of Michigan
10.	198th	Steve McKenzie	D	St. Albert Saints
1981				
1.		No Choice - Traded to Montreal for Rod Schutt		
2.	28th	Steve Gatzos	RW	Sault Ste. Marie
3.	49th	Tom Thornbury	D	Niagara Falls Flyers
4.	70th	Norm Schmidt	D	Oshawa Generals
5.		No Choice - Traded to Washington for Gary Rissling		
6.	109th	Paul Edwards	D	Oshawa Generals
7.	112th	ROD BUSKAS	D	Medicine Hat Tigers
8.	133rd	Geoff Wilson	RW	Winnipeg Monarchs
9.	154th	Mitch Lamoureux	C	Oshawa Generals
10.	175th	Dean DeFazio	LW	Brantford Alexanders
11.	196th	DAVE HANNAN	C	Brantford Alexanders
1982				
1.	10th	Rich Sutter	RW	Lethbridge Broncos
2.	38th	Tim Hrynewich	LW	Sudbury Wolves
3.	52nd	TROY LONEY	LW	Lethbridge Broncos
4.		No Choice - Traded to Toronto for Paul Harrison		
5.	94th	Grant Sasser	C	Portland Winter Hawks
6.		No Choice - Traded to Toronto for Greg Hotham		
7.	136th	Grant Couture	D	Lethbridge Broncos
8.	157th	Peter Derksen	LW	Portland Winter Hawks
9.	178th	Greg Gravel	C	Windsor Spitfires
10.	199th	Stu Wenaas	D	Winnipeg Warriors
11.	220th	Chris McCauley	RW	London Knights
12.	241st	Stan Bautch	G	Hibling, Minnesota H.S.
1983				
1.	15th	BOB ERREY	LW	Peterborough Petes
2.	22nd	Todd Charlesworth	D	Oshawa Generals
3.	59th	Mike Rowe	D	Toronto Marlboros
4.	64th	FRANK PIETRANGELO	G	U. of Minnesota
5.		No Choice - Traded to Toronto with Paul Marshall & Kim Davis for Paul Gardner & Dave Burrows.		
6.	86th	Pat Emond	C	Hull Olympics
7.	107th	Paul Ames	D	Billerica, Mass. H.S.
8.		No Choice - Traded to Hartford with Russ Anderson for Rick MacLeish		
9.	149th	Marty Ketola	RW	Cloquet, Minn. H.S.
10.	170th	Alec Haidy	RW	Sault Ste. Marie
11.	191st	Garth Hildrebrand	LW	Calgary Centennials
12.	212th	DAVE GOERTZ	D	Regina Pats
1984				
1.	1st	MARIO LEMIEUX	C	Laval Voisons
1.	9th	Doug Bodger	D	Kamloops Blazers
1.	16th	Roger Belanger	RW	Kingston Canadiens
2.		No Choice - Traded to Philadelphia as part of Rich Sutter deal.		
3.		No Choice - Traded to Vancouver for Kevin McCarthy		
4.	64th	Mark Teevens	RW	Peterborough Petes
5.	85th	Arto Javanainen	RW	Finland
6.		No Choice - Traded to Edmonton with Kevin McClelland for Tom Roulston		
7.	127th	Tom Ryan	D	Newton North H.S.
8.		No Choice - Traded to St. Louis for Gary Edwards		
9.	169th	John Del Col	LW	Toronto Marlboros
10.	189th	Steve Hurt	RW	Hill Murray, Minn. H.S.
11.	210th	Jim Steen	C	Moorhead, Minn. H.S.
12.	250th	Mark Ziliotto	LW	Streetsville Jr. "B"

RD	OVERALL	NAME	POSITION	TEAM
1985				
1.	2nd	Craig Simpson	C	Michigan State
2.	23rd	LEE GIFFIN	RW	Oshawa Generals
3.	44th	No Choice - Traded to Montreal in 1982 for Denis Herron		
3.	58th	BRUCE RACINE	G	Northeastern University
(Choice acquired from Hartford for Greg Malone in 1983).				
4.	65th	No Choice - Traded to Boston in 1984 for Randy Hillier.		
5.	86th	Steve Gotaas	C	Prince Albert Raiders
6.	107th	Kevin Clemens	LW	Regina Pats
6.	114th	Stuart Marston	D	Longueuil
(Choice acquired from Los Angeles in 1983 for Marc Chorney).				
7.	128th	Steve Titus	G	Cornwall Royals
8.	149th	PAUL STANTON	D	Catholic Memorial, Mass. H.S.
9.	170th	JIM PAK	D	Oshawa Generals
10.	191st	STEVE SHAUNESSY	D	Reading H.S.
11.	212th	Doug Greschuk	D	St. Albert
12.	233rd	Greg Choules	LW	Chicoutimi
1986				
1.	4th	ZARLEY ZALAPSKI	D	Team Canada
2.	25th	DAVE CAPUANO	C	Mt. St. Charles H.S.
3.	46th	BRAD AITKEN	LW	Sault Ste. Marie
4.	67th	ROB BROWN	C	Kamloops Blazers
5.	88th	SANDY SMITH	C	Brainerd, Minn. H.S.
6.	109th	JEFF DANIELS	LW	Oshawa Generals
7.	130th	DOUG HOBSON	D	Prince Albert Raiders
8.	151st	Steve Rohlik	LW	Hill Murray H.S.
9.	172nd	Dave McLlwain	C	North Bay Centennials
10.	193rd	Kelly Cain	C	London Knights
11.	214th	Stan Drulia	RW	Belleville Bulls
12.	235th	Rob Wilson	D	Sudbury Wolves
1987				
1.	5th	Chris Joseph	D	Seattle Thunderbirds
2.	26th	Richard Tabaracci	G	Cornwall Royals
3.	47th	JAMIE LEACH	RW	Hamilton Steelhawks
4.	68th	Risto Kurkinen	LW	Jyph, Finland
5.	89th	JEFF WAVER	D	Hamilton Steelhawks
6.	110th	SHAWN MCEACHERN	C	Matigon, Mass. H.S.
7.	131st	JIM BODDEN	C	Chatham Jr. "B"
8.	152nd	Jiri Kucera	RW	Dukla Jihlava
9.	173rd	JACK MACDOUGALL	RW	New Prep, Mass.
10.	194th	DARYN MCBRIDE	C	Denver University
11.	215th	MARK CARLSON	LW	Philadelphia Jrs.
12.	236th	Ake Lilljebjorn	G	Brynas, Finland
1988				
1.	4th	Darrin Shannon	LW	Windsor Spitfires
2.	25th	MARK MAJOR	LW	North Bay Centennials
3.		No Choice - Traded to Montreal for Perry Ganchar		
3.	62nd	DANIEL GAUTHIER	LW	Victoriaville Tigers
(Choice acquired from Montreal in Perry Ganchar deal)				
4.	67th	MARK RECCHI	C	Kamloops Blazers
5.	88th	GREG ANDRUSAK	D	University of Minnesota
(No Choice - Traded to Los Angeles with Chris Kontos for Bryan Erickson)				
7.	130th	TROY MICK	LW	Portland Winter Hawks
8.	151st	JEFF BLAESER	LW	St. John's Prep
9.	172nd	Rob Gaudreau	RW	Bishop Hendricken
10.	193rd	DON PANCOE	LW	Hamilton Steelhawks
11.	214th	CORY LAYLIN	LW	St. Cloud Apollo
12.	235th	DARREN STOLK	D	Lethbridge Hurricanes

CODE: **BOLD FACE** - player still in Pittsburgh organization

EN ROUTE TO PITTSBURGH


AITKEN, Brad - Pittsburgh's 3rd Rd. draft choice, 46th overall, 1986 Entry Draft
BARRASSO, Tom - acquired via trade with Buffalo on November 12, 1988
BOURQUE, Phil - signed as a free agent on Oct. 4, 1982
BROWN, Rob - Pittsburgh's 4th Rd. draft choice, 67th overall, 1986 Entry Draft
BUSKAS, Rod - Pittsburgh's 6th Rd. draft choice, 112th overall, 1981 Entry Draft
CALLANDER, Jock - signed as a free agent on July 31, 1987
CAPUANO, Dave - Pittsburgh's 2nd Rd. draft choice, 25th overall, 1986 Entry Draft
CAUFIELD, Jay - claimed in Waiver Draft from Minnesota on October 3, 1988
CLIFFORD, Chris - signed as a try-out on September 6, 1989
COFFEY, Paul - acquired via trade with Edmonton on November 24, 1987
CULLEN, John - signed as a free agent on June 21, 1988
DAHLQUIST, Chris - signed as a free agent on May 1985
DANIELS, Jeff - Pittsburgh's 6th Rd. draft choice, 109th overall, 1986 Entry Draft
DELORME, Gilbert - signed as a free agent on June 16, 1989
DINEEN, Gord - acquired via trade with Minnesota on December 17, 1988
ERREY, Bob - Pittsburgh's 1st Rd. draft choice, 15th overall, 1983 Entry Draft
FRAWLEY, Dan - claimed in Waiver Draft from Chicago on October 7, 1985
GAUTHIER, Daniel - Pittsburgh's 3rd Rd. draft choice, 62nd overall, 1988 Entry Draft
GILHEN, Randy - acquired via trade with Winnipeg on June 17, 1989
HANNAN, Dave - claimed in Waiver Draft from Edmonton on October 5, 1988
HEWARD, Jamie - Pittsburgh's 1st Rd. draft choice, 16th overall, 1989 Entry Draft
HILLER, Randy - acquired via trade with Boston on October 11, 1984
HOBSON, Doug - Pittsburgh's 7th Rd. draft choice, 130th overall, 1986 Entry Draft
JOHNSON, Jim - signed as a free agent on June 9, 1985
KACHOWSKI, Mark - signed as a free agent on August 31, 1987
KYTE, Jim - acquired via trade with Winnipeg on June 17, 1989
LAUS, Paul - Pittsburgh's 2nd Rd. draft choice, 37th overall, 1989 Entry Draft
LEACH, Jamie - Pittsburgh's 3rd Rd. draft choice, 47th overall, 1987 Entry Draft
LEMIEUX, Mario - Pittsburgh's 1st Rd. draft choice, 1st overall, 1984 Entry Draft
LONEY, Troy - Pittsburgh's 3rd Rd. draft choice, 52nd overall, 1982 Entry Draft
MAJOR, Mark - Pittsburgh's 2nd Rd. draft choice, 25th overall, 1988 Entry Draft
MCBAIN, Andrew - acquired via trade with Winnipeg on June 17, 1989
MERSH, Mike - signed as a free agent on August 3, 1989
MICHAYLUK, Dave - signed as a free agent on May 24, 1989
MICK, Troy - Pittsburgh's 7th Rd. draft choice, 130th overall, 1988 Entry Draft
MULVENNA, Glenn - signed as a free agent on December 3, 1987
PAEK, Jim - Pittsburgh's 9th Rd. draft choice, 170th overall, 1985 Entry Draft
PANCOE, Don - Pittsburgh's 10th Rd. draft choice, 193rd overall, 1988 Entry Draft
PIETRANGELO, Frank - Pittsburgh's 4th Rd. draft choice, 64th overall, 1983 Entry Draft
QUINN, Dan - acquired via trade with Calgary on November 12, 1986
RACINE, Bruce - Pittsburgh's 3rd Rd. draft choice, 58th overall, 1985 Entry Draft
RECCHI, Mark - Pittsburgh's 4th Rd. draft choice, 67th overall, 1988 Entry Draft
STANTON, Paul - Pittsburgh's 8th Rd. draft choice, 149th overall, 1985 Entry Draft
STEVENS, Kevin - acquired via trade with Los Angeles on September 9, 1983
STOLK, Darren - Pittsburgh's 12th Rd. draft choice, 235th overall, 1988 Entry Draft
WAVER, Jeff - Pittsburgh's 5th Rd. draft choice, 89th overall, 1987 Entry Draft
YOUNG, Wendell - acquired via trade with Philadelphia on September 1, 1988
ZALAPSKI, Zarley - Pittsburgh's 1st Rd. draft choice, 4th overall, 1986 Entry Draft
ZEMLAKE, Richard - acquired via a trade with Minnesota on November 1, 1988




MUSKEGON LUMBERJACKS

L. C. Walker Arena
 470 W. Western Ave.
 Muskegon, MI 49440
 (616) 726-5058


Fax - 616-728-0428



Larry Gordon
 President/GM



Blair MacDonald
 Head Coach



Phil Russell
 Asst. Coach

President/General Manager/Governor Larry Gordon
 Alt. Governors..... John Snider, Tony Esposito
 Coach Blair MacDonald
 Assistant Coach..... Phil Russell
 Director of Marketing..... Leo Hunstiger
 Broadcaster/Director of Media Relations Bob Heethuis
 Trainer Joe Franke
 Office Manager Sandra Gabris
 Ticket Manager Doris Marshall
 Seating Capacity 5,043
 Location of Press Box West Side, Section K
 Dimensions of Rink..... 200 Feet by 85 Feet
 Box Office Phone (616) 726-2400
 Club Colors..... Home: Base - White with Black & Gold Trim
 Base - Gold with Black & White Trim
 Road: Base - Black with White & Gold Trim
 Ticket Prices..... Adults \$7.50 & \$9.00
 Students (13-18) & Senior Citizens (65 & over) \$6.00
 Youths (12 & under) \$5.00

MUSKEGON RECORD

Season	GP	W	L	T	PTS	DIV. POS.	PLAYOFF FINISH
84-85	82	50	29	3	103	1st	Lost Finals
85-86	82	50	32	0	105	1st	Won Turner Cup
86-87	82	47	30	5	99	1st	Lost Finals
87-88	82	58	14	10	126	1st	Lost Quarterfinals
88-89	82	57	18	7	121	1st	Won Turner Cup

MUSKEGON 1988-89 TEAM HIGHLIGHTS

- Won their second Turner Cup Championship in four years;
- Won second straight Huber Trophy (regular season champions);
- 57 wins and 121 points represented the second highest marks in IHL History;
- Ranked 1st in IHL team offense (5.3 GSPG) while setting All-Time IHL records for goals (716) and assists (1149);
- Tied all-time IHL record by having seven 30+ goal scorers;
- Had 12 players with 50 or more points;
- Blair MacDonald and Phil Russell won I.H.L. Coach-of-the-Year honors;
- Larry Gordon won The I.H.L. Executive-of-the-Year Award.

1988-89 MUSKEGON LUMBERJACKS SCORING

NAME	REGULAR SEASON					PLAYOFFS				
	GP	G	A	PTS	PIM	GP	G	A	PTS	PIM
Dave Michayluk	82	50	72	122	84	13	9	12	21	24
Mark Recchi	63	50	49	99	86	14	7	14	21	28
Scott Gruhl	79	37	55	92	163	14	8	11	19	37
Lee Giffin	63	30	44	74	93	12	5	7	12	8
Perry Ganchar	70	39	34	73	114	14	7	8	15	6
Dave McLiwin	46	37	35	72	51	7	8	2	10	6
Kevin Stevens	45	24	41	65	113	-	-	-	-	-
Brad Aitken	74	35	30	65	139	13	5	5	10	75
Jock Callander	48	25	39	64	40	7	5	5	10	30
Todd Charlesworth	74	10	53	63	85	14	2	13	15	8
Jim Paek	80	3	54	57	96	14	1	10	11	22
Mitch Wilson	61	16	34	50	382	11	4	5	9	83
Jeff Daniels	58	21	21	42	58	11	3	5	8	11
Dave Goertz	74	1	32	33	102	14	0	4	4	10
Dan Frawley	24	12	16	28	35	14	6	4	10	31
Steve Gotaas *	19	9	16	25	34	-	-	-	-	-
Doug Hobson	62	5	17	22	82	1	0	1	1	11
Tim Tookey	18	7	14	21	7	8	2	9	11	4
Mark Kachowski	57	8	8	16	167	8	1	2	3	17
Kevin MacDonald	64	2	13	15	190	11	2	3	5	20
Pat Mayer *	56	0	13	13	314	-	-	-	-	-
Richard Zemlak	18	5	4	9	55	8	1	1	2	37
Chris Dahlquist	10	3	6	9	14	-	-	-	-	-
Glenn Mulvenna *	11	3	2	5	0	-	-	-	-	-
Bruce Racine	51	0	5	5	2	5	0	0	0	0
Tom Pratt	14	1	3	4	15	2	0	0	0	2
Mike Mersch	16	0	2	2	26	13	0	6	6	38
Frank Pietrangelo	13	0	1	1	2	9	0	0	0	6
Jeff Waver	3	0	0	0	0	1	0	0	0	0
Troy Vollhoffer *	2	0	0	0	9	-	-	-	-	-
Wendell Young	2	0	0	0	0	-	-	-	-	-
Jeff Cooper	7	0	0	0	0	-	-	-	-	-
Steve Guenette *	10	0	0	0	2	-	-	-	-	-

GOALTENDING

(REGULAR SEASON)

NAME	GP	MIN	GA	SO	AVG	W-L-(SL)
Frank Pietrangelo	13	760	38	1	3.00	10- 1- 2
Wendell Young	2	125	7	0	3.36	1- 0- 1
Bruce Racine	38	3039	184	3	3.63	37-11- 2
Steve Guenette	10	597	39	0	3.92	6- 4- 0
Jeff Cooper	7	428	31	0	4.35	3- 2- 2
TOTALS	82	4950	299	4	3.62	57-18- 7

(PLAYOFFS)

NAME	GP	MIN	GA	SO	AVG	W-L
Bruce Racine	5	300	15	0	3.00	4-1
Frank Pietrangelo	9	566	29	0	3.07	8-1
TOTALS	14	866	44	0	3.05	12-2

* Player reassigned or traded during the season.

INTERNATIONAL HOCKEY LEAGUE STANDINGS 1988-89

EAST DIVISION	GP	W	L	OTL	PTS	GF	GA
MUSKEGON	82	57	18	7	121	433	308
Saginaw	82	46	26	10	102	378	294
Fort Wayne	82	46	30	6	98	293	274
Kalamazoo	82	39	36	7	85	345	350
Flint	82	22	54	6	50	287	428
WEST DIVISION	GP	W	L	OTL	PTS	GF	GA
Salt Lake	82	56	22	3	116	369	294
Milwaukee	82	54	23	5	113	399	323
Denver	82	33	42	7	73	323	394
Peoria	82	31	42	9	71	339	383
Indianapolis	82	26	54	2	53	312	430

(Teams get one point for an overtime lose.)

TURNER CUP FINALS

QUARTER-FINALS

MUSKEGON defeated Peoria (4-0)
 Salt Lake defeated Denver (4-0)
 Milwaukee defeated Kalamazoo (4-2)
 Fort Wayne defeated Saginaw (4-2)

SEMI-FINALS

MUSKEGON defeated Fort Wayne (4-1)
 Salt Lake defeated Milwaukee (4-1)

FINALS

MUSKEGON defeated Salt Lake (4-1) to win the Turner Cup

AMERICAN HOCKEY LEAGUE STANDINGS 1988-89

SOUTHERN DIVISION	GP	W	L	T	PTS	GF	GA
Adirondack	80	47	27	6	100	369	294
Hershey	80	40	30	10	90	361	309
Utica	80	37	34	9	83	309	295
Newmarket	80	38	36	6	82	339	334
Rochester	80	38	37	5	81	305	302
Baltimore	80	30	46	4	64	317	347
Binghamton	80	28	46	6	62	307	392
NORTHERN DIVISION	GP	W	L	T	PTS	GF	GA
Sherbrooke	80	47	24	9	103	348	261
Halifax	80	42	30	8	92	345	300
Moncton	80	37	34	9	83	320	313
New Haven	80	35	35	10	80	325	309
Maine	80	32	40	8	72	262	317
Springfield	80	32	44	4	68	287	341
Cape Breton	80	27	47	6	60	308	388

CALDER CUP FINALS

QUARTER-FINALS

Moncton defeated Halifax (4-0)
 New Haven defeated Sherbrooke (4-2)
 Hershey defeated Utica (4-1)
 Adirondack defeated Newmarket (4-1)

SEMI-FINALS

New Haven defeated Moncton (4-2)
 Adirondack defeated Hershey (4-3)

FINALS

Adirondack defeated New Haven (4-1) for the Calder Cup

1988-89 Recap



1988-89 NHL STANDINGS PRINCE OF WALES CONFERENCE

PATRICK DIVISION

TEAM	GP	W	L	T	GF	GA	PTS	PCTG
(3) Washington	80	41	29	10	305	259	92	.575
(6) PITTSBURGH	80	40	33	7	347	349	87	.544
(9) NY Rangers	80	37	35	8	310	307	82	.513
(10) Philadelphia	80	36	36	8	307	285	80	.500
(17) New Jersey	80	27	41	12	281	325	66	.413
(20) NY Islanders	80	28	47	5	265	325	61	.381

ADAMS DIVISION

TEAM	GP	W	L	T	GF	GA	PTS	PCTG
(2) Montreal	80	53	18	9	315	218	115	.719
(5) Boston	80	37	29	14	289	256	88	.550
(8) Buffalo	80	38	35	7	291	299	83	.519
(12) Hartford	80	37	38	5	299	290	79	.494
(21) Quebec	80	27	46	7	269	342	61	.381

CLARENCE CAMPBELL CONFERENCE

NORRIS DIVISION

TEAM	GP	W	L	T	GF	GA	PTS	PCTG
(11) Detroit	80	34	34	12	313	316	80	.500
(13) St. Louis	80	33	35	12	275	285	78	.488
(15) Minnesota	80	27	37	16	258	278	70	.438
(16) Chicago	80	27	41	12	297	335	66	.413
(19) Toronto	80	28	46	6	259	342	62	.388

SMYTHE DIVISION

TEAM	GP	W	L	T	GF	GA	PTS	PCTG
(1) Calgary	80	54	17	9	354	226	117	.731
(4) Los Angeles	80	42	31	7	376	335	91	.569
(7) Edmonton	80	38	34	8	325	306	84	.525
(14) Vancouver	80	33	39	8	251	253	74	.463
(18) Winnipeg	80	26	42	12	300	355	64	.400

TEAMS' HOME & ROAD RECORD

	HOME					ROAD						
	W	L	T	GF	GA	PTS	W	L	T	GF	GA	PTS
Boston	17	15	8	141	135	42	20	14	6	148	121	46
Buffalo	25	12	3	167	141	53	13	23	4	124	158	30
Calgary	32	4	4	200	103	68	22	13	5	154	123	49
Chicago	16	14	10	165	153	42	11	27	2	132	182	24
Detroit	20	14	6	157	140	46	14	20	6	156	176	34
Edmonton	21	16	3	172	150	45	17	18	5	153	156	39
Hartford	21	17	2	156	145	44	16	21	3	143	145	35
Los Angeles	25	12	3	215	169	53	17	19	4	161	166	38
Minnesota	17	15	8	141	135	42	10	22	8	117	143	28
Montreal	30	6	4	162	104	64	23	12	5	153	114	51
New Jersey	17	18	5	143	149	39	10	23	7	138	176	27
NY Islanders	19	18	3	141	149	41	9	29	2	124	176	20
NY Rangers	21	17	2	160	147	44	16	18	6	150	160	38
Philadelphia	22	15	3	166	134	47	14	21	5	141	151	33
PITTSBURGH	24	13	3	185	159	51	16	20	4	162	190	36
Quebec	16	20	4	150	160	36	11	26	3	119	182	25
St. Louis	22	11	7	148	117	51	11	24	5	127	168	27
Toronto	15	20	5	133	165	35	13	26	1	126	177	27
Vancouver	19	15	6	122	111	44	14	24	2	129	142	30
Washington	25	12	3	159	117	53	16	17	7	146	142	39
Winnipeg	17	18	5	153	167	39	9	24	7	147	188	25
TOTALS	441	302	97	3336	2950	979	302	441	97	2950	3336	701

1988-89 NHL SCORING LEADERS

PLAYER-TEAM	GP	G	A	PTS	+/-	PIM	PP	SH	GW	GT	S	PCTG
MARIO LEMIEUX, PITTSBURGH	76	85	114	199	41	100	31	13	8	1	313	27.2
Wayne Gretzky, Los Angeles	78	54	114	168	15	26	11	5	5	2	303	17.8
Steve Yzerman, Detroit	80	65	90	155	17	61	17	3	7	2	388	16.8
Bernie Nicholls, LAK	79	70	80	150	30	96	21	8	6	0	385	18.2
ROB BROWN, PITTSBURGH	68	49	66	115	27	118	24	0	6	0	169	29.0
PAUL COFFEY, PITTSBURGH	75	30	83	113	-10	193	11	0	2	0	342	8.8
Joe Mullen, Calgary	79	51	59	110	51	16	13	1	7	0	270	18.9
Jari Kurri, Edmonton	76	44	58	102	19	69	10	5	8	1	214	20.6
Jimmy Carson, Edmonton	80	49	51	100	3	36	19	0	5	1	240	20.4
Luc Robitaille, Los Angeles	78	46	52	98	5	65	10	0	4	0	237	19.4
Dale Hawerchuk, Winnipeg	75	41	55	96	-30	28	14	3	4	1	239	17.2
DAN QUINN, PITTSBURGH	79	34	60	94	-37	102	16	0	4	0	200	17.0
Mark Messier, Edmonton	72	33	61	94	-5	130	6	6	4	1	164	20.1
Gerald Gallant, Detroit	76	39	54	93	7	230	13	0	7	0	221	17.6
Ed Olczyk, Toronto	80	38	52	90	0	75	11	2	4	1	249	15.3

DEFENSEMEN SCORING LEADERS

PLAYER-TEAM	GP	G	A	PTS	+/-	PIM	PP	SH	GW	GT	S	PCTG
PAUL COFFEY, PITTSBURGH	75	30	83	113	-10	193	11	0	2	0	342	8.8
Steve Duchesne, LAK	79	25	50	75	31	92	8	5	2	0	215	11.6
Al MacInnis, Calgary	79	16	58	74	38	126	8	0	3	0	277	5.8
Chris Chelios, Montreal	80	15	58	73	35	185	8	0	6	0	206	7.3
Brian Leetch, NY Rangers	68	23	48	71	8	50	8	3	1	1	164	8.6
Phil Housley, Buffalo	72	26	44	70	6	47	5	0	3	0	178	14.6

INDIVIDUAL LEADERS

GOALS		ASSISTS	
MARIO LEMIEUX, Pittsburgh	85	MARIO LEMIEUX, PITTSBURGH	114
Bernie Nicholls, Los Angeles	70	Wayne Gretzky, Los Angeles	114
Steve Yzerman, Detroit	65	Steve Yzerman, Detroit	90
Wayne Gretzky, Los Angeles	54	PAUL COFFEY, PITTSBURGH	83
Joe Nieuwendyk, Calgary	51	Bernie Nicholls, Los Angeles	80
Joe Mullen, Calgary	51		
POWER PLAY GOALS		SHORTHANDED GOALS	
MARIO LEMIEUX, PITTSBURGH	31	MARIO LEMIEUX, PITTSBURGH	13
Tim Kerr, Philadelphia	25	Dirk Graham, Chicago	10
ROB BROWN, PITTSBURGH	24	Esa Tikkanen, Edmonton	8
Bernie Nicholls, Los Angeles	21	Bernie Nicholls, Los Angeles	8
Kevin Dineen, Hartford	20	Mark Messier, Edmonton	6
Andrew McBain, Winnipeg	20		
GAME WINNING GOALS		PLUS/MINUS	
Joe Nieuwendyk, Calgary	11	Joe Mullen, Calgary	51
Guy Carbonneau, Montreal	10	Doug Gilmour, Calgary	45
Mike Ridley, Washington	9	Colin Patterson, Calgary	44
Dino Ciccarelli, Min-Was	8	Craig Muni, Edmonton	43
Jari Kurri, Edmonton	8	Brad McCrimmon, Calgary	43
MARIO LEMIEUX, PITTSBURGH	8	MARIO LEMIEUX, PITTSBURGH	41
Mike Krushelnyski, Los Angeles	8	Jamie Macoun, Calgary	40
		BOB ERREY, PITTSBURGH	40
SHOTS		SHOOTING PERCENTAGE	
Steve Yzerman, Detroit	388	ROB BROWN, PITTSBURGH	29.0
Bernie Nicholls, Los Angeles	385	Craig Simpson, Edmonton	28.9
PAUL COFFEY, PITTSBURGH	342	MARIO LEMIEUX, PITTSBURGH	27.2
MARIO LEMIEUX, PITTSBURGH	313	Pat Elynuik, Winnipeg	26.0
Brett Hull, St. Louis	305	Ron Sutter, Philadelphia	24.5
Wayne Gretzky, Los Angeles	303		

1988-89 ROOKIE SCORING LEADERS

PLAYER-TEAM	GP	G	A	PTS	+/-	PIM	PP	SH	GW	GT	S	PCTG
Brian Leetch, NY Rangers	68	23	48	71	8	50	8	3	1	1	268	8.6
Tony Granato, NY Rangers	78	36	27	63	17	140	4	4	3	2	234	15.4
Joe Sakic, Quebec	70	23	39	62	-36	24	10	0	2	1	148	15.5
Craig Janney, Boston	62	16	46	62	20	12	2	0	2	0	95	16.8
Trevor Linden, Vancouver	80	30	29	59	-10	41	10	1	2	0	186	16.1
Dave Volek, NY Islanders	77	25	34	59	-11	24	9	0	7	0	229	10.9
Scott Young, Hartford	76	19	40	59	-21	27	6	0	2	0	203	9.4
Dan Marois, Toronto	76	31	23	54	-4	76	7	0	4	1	146	21.2
Jiri Hrdina, Calgary	70	22	32	54	19	26	6	0	2	0	147	15.0
Pat Elynuik, Winnipeg	56	26	25	51	5	29	5	0	6	0	100	26.0

INDIVIDUAL LEADERS

GOALS		ASSISTS	
Tony Granato, NY Rangers	36	Brian Leetch, NY Rangers	48
Dan Marois, Toronto	31	Craig Janney, Boston	46
Trevor Linden, Vancouver	30	Scott Young, Hartford	40
Pat Elynuik, Winnipeg	26	Joe Sakic, Quebec	39
Dave Volek, NY Islanders	25	JOHN CULLEN, PITTSBURGH	37
POWER PLAY GOALS		GAME WINNING GOALS	
Joe Sakic, Quebec	10	Dave Volek, NY Islanders	7
Trevor Linden, Vancouver	10	Pat Elynuik, Winnipeg	6
Dave Volek, NY Islanders	9	Dan Marois, Toronto	4
Brian Leetch, NY Rangers	8	KEVIN STEVENS, PITTSBURGH	3
JOHN CULLEN, PITTSBURGH	8	Steve Tuttle, St. Louis	3
Dan Marois, Toronto	7	Bob Joyce, Boston	3
Bob Joyce, Boston	7	Tony Granato, NY Rangers	3

1988-89 NHL GOALTENDING LEADERS

PLAYER-TEAM	GP	MINS	AVG	W	L	T	SO	GA	SA	SPCTG
Randy Exelby	1	3	.00	0	0	0	0	0	1	1.000
Patrick Roy	48	2744	2.47	33	5	6	4	113	1228	.908
Brian Hayward	36	2091	2.90	20	13	3	1	101	894	.887
MONTREAL TOTALS	80	4849	2.70	53	18	9	5	218	2123	.897
Mike Vernon	52	2938	2.65	37	6	5	0	130	1263	.897
Rick Wamsley	35	1927	2.96	17	11	4	2	95	796	.881
CALGARY TOTALS	80	4871	2.78	54	17	9	2	226	2059	.890
Troy Gamble	5	302	2.38	2	3	0	0	12	140	.913
Steve Weeks	35	2056	2.98	11	19	5	0	102	953	.892
Kirk McLean	42	2477	3.08	20	17	3	4	127	1169	.891
VANCOUVER TOTALS	80	4856	3.13	33	39	8	4	253	2262	.888
Rejean Lemelin	40	2392	3.01	19	15	6	0	120	1061	.887
Andy Moog	41	2482	3.22	18	14	8	1	133	1079	.877
BOSTON TOTALS	80	4882	3.15	37	29	14	1	256	2140	.880

INDIVIDUAL LEADERS

PLAYER-TEAM	GP	MINS	AVG	W	L	T	SO	GA	SA	SPCTG
Patrick Roy, Montreal	48	2744	2.47	33	5	6	4	113	1228	.908
Mike Vernon, Calgary	52	2938	2.65	37	6	5	0	130	1263	.897
Pete Peeters, Washington	33	1854	2.85	20	7	3	4	88	790	.889
Brian Hayward, Montreal	36	2091	2.90	20	13	3	1	101	894	.887
Rick Wamsley, Calgary	35	1927	2.96	17	11	4	2	95	796	.881
WINS		SHUTOUTS								
Mike Vernon, Calgary	37	Greg Millen, St. Louis	6							
Patrick Roy, Montreal	33	Pete Peeters, Washington	4							
Ron Hextall, Philadelphia	30	Kirk McLean, Vancouver	4							
John Vanbiesbrouck, NYR	28	Peter Sidorkiewicz, Hartford	4							
Kelly Hrudey, NYI-LAK	28	Patrick Roy, Montreal	4							

1988-89 PENGUIN SCORING STATISTICS

NAME	GP	G	A	PTS	+/-	PIM	PP	SH	GW	GT	S	PCTG
Mario Lemieux	76	85	114	199	41	100	31	13	8	1	313	27.2
Rob Brown	68	49	66	115	27	118	24	0	6	0	169	29.0
Paul Coffey	75	30	83	113	-10	193	11	0	2	0	342	8.8
Dan Quinn	79	34	60	94	-37	102	16	0	4	0	200	17.0
Bob Errey	76	26	32	58	40	124	0	3	5	0	130	20.0
John Cullen	79	12	37	49	-25	112	8	0	0	0	121	9.9
Zarley Zalapski	58	12	33	45	9	57	5	1	2	1	95	12.6
Randy Cunneyworth	70	25	19	44	-22	156	10	0	1	0	163	15.3
Phil Bourque	80	17	26	43	-22	97	5	2	3	0	153	11.1
Dave Hannan	72	10	20	30	-12	157	2	1	3	0	72	13.9
Randy Hillier	68	1	23	24	-4	141	0	1	0	0	37	2.7
Troy Loney	69	10	6	16	-5	165	0	0	1	1	90	11.1
Jim Johnson	76	2	14	16	7	163	1	0	0	0	70	2.9
Kevin Stevens	24	12	3	15	-8	19	4	0	3	0	52	23.1
Jock Callander	30	6	5	11	-3	20	2	0	0	0	35	17.1
Tom Barrasso -Buf	10	0	3	3	0	21	0	0	0	0	0	.0
-Pgh	44	0	5	5	0	49	0	0	0	0	0	.0
TOTAL	54	0	8	8	0	70	0	0	0	0	0	.0
Dan Frawley	46	3	4	7	-1	66	0	0	1	0	37	8.1
Steve Dykstra	65	1	6	7	-12	126	0	0	0	0	38	2.6
Chris Dahlquist	43	1	5	6	-8	42	0	0	0	0	27	3.7
Rod Buskas	52	1	5	6	-2	105	0	0	0	0	15	6.7
Doug Bodger*	10	1	4	5	+6	7	0	0	0	0	22	4.5
Jay Caufield	58	1	4	5	-4	285	0	0	0	0	10	10.0
Gord Dineen -Min	2	0	1	1	-4	2	0	0	0	0	7	.0
-Pgh	38	1	2	3	-5	42	0	0	0	0	25	4.0
TOTAL	40	1	3	4	-9	44	0	0	0	0	32	3.1
Scott Bjugstad*	24	3	0	3	-12	4	0	0	1	0	37	14.3
Dave McLwain	24	1	2	3	-11	4	0	0	0	0	14	7.1
Mark Kachowski	12	1	1	2	1	43	0	0	0	0	3	33.3
Mark Recchi	15	1	1	2	-2	0	0	0	0	0	11	9.1
Wendell Young	22	0	2	2	0	4	0	0	0	0	0	.0
Ville Siren*	12	1	0	1	0	14	0	0	0	0	11	9.1
Steve Guenette*	11	0	1	1	0	0	0	0	0	0	0	.0
Rich Tabaracci	1	0	0	0	0	2	0	0	0	0	0	.0
Perry Ganchar	3	0	0	0	-3	0	0	0	0	0	3	.0
Frank Pietrangelo	15	0	0	0	0	2	0	0	0	0	0	.0
Richard Zemlak -Min	3	0	0	0	1	13	0	0	0	0	1	.0
-Pgh	31	0	0	0	-4	135	0	0	0	0	2	.0
TOTAL	34	0	0	0	-3	148	0	0	0	0	3	.0
BENCH						16						
TOTALS	80	347	583	930		2670	119	21	40	3	2253	15.4

* Traded or waived by Pittsburgh during the 1988-89 season.

1988-89 INDIVIDUAL SCORING BREAKDOWN

NAME	WG	TG	FG	PPG	PPA	PPP	SHG	H	R	1H	2H	TOT
Scott Bjugstad	1	0	0	0	0	0	0	1	2	0	3	3
Doug Bodger	0	0	0	0	2	2	0	1	0	1	0	1
Phil Bourque	3	0	1	5	12	17	2	13	4	14	3	17
Rob Brown	6	0	3	24	23	47	0	25	24	28	21	49
Rod Buskas	0	0	0	0	0	0	0	0	1	1	0	1
Jock Callander	0	0	0	2	2	4	0	3	3	0	6	6
Jay Caufield	0	0	0	0	0	0	0	1	0	1	0	1
Paul Coffey	2	0	2	11	53*	64	0	16	14	14	16	30
Randy Cunneyworth	1	0	2	10	5	15	0	14	11	18	7	25
Chris Dahlquist	0	0	0	0	1	1	0	0	1	0	1	1
Gord Dineen	0	0	1	0	1	1	0	1	0	0	1	1
Steve Dykstra	0	0	0	0	0	0	0	1	0	1	0	1
Bob Errey	5	0	1	0	0	0	3	12	14	15	11	26
Dan Frawley	1	0	0	0	0	0	0	3	0	3	0	3
Dave Hannan	3	0	3	2	1	3	1	5	5	4	6	10
Randy Hillier	0	0	1	0	1	1	1	1	0	1	0	1
Jim Johnson	0	0	0	1	1	2	0	0	2	1	1	2
Mark Kachowski	0	0	0	0	0	0	0	0	1	1	0	1
Mario Lemieux	8*	1*	9*	31*	49	80*	13*	51*	34*	43*	42*	85*
Troy Loney	1	1*	0	0	0	0	0	7	3	3	7	10
Dave McLlwain	0	0	0	0	0	1	1	0	1	0	1	1
Dan Quinn	4	0	1	16	31	47	0	15	19	19	15	34
Mark Recchi	0	0	0	0	0	0	0	0	1	0	1	1
Ville Stren	0	0	0	0	0	0	0	0	1	1	0	1
Kevin Stevens	3	0	1	4	0	4	0	6	6	1	11	12
Zarley Zalapski	2	1*	0	5	23	28	1	4	8	8	4	12
TOTAL	40	3	27	119	222	341	21	185	162	184	163	347

KEY: WG - Game Winning Goals TG - Game Tying Goals FG - First Goals
 PPG - Power Play Goals PPA - Power Play Assists PPP - Power Play Points
 SHG - Shorthanded Goals H - Home Goals R - Road Goals
 1H - 1st Half Goals 2H - 2nd Half Goals * - Team Leader

1988-89 GOALTENDING

NAME (HOME)	GP	MP	GF	GA	ENG	SO	AVG	W-L-T	SAVES	EFF
Frank Pietrangelo	4	212	15	10	0	0	2.83	2-1-0	109	.916
Steve Guenette	7	420	36	25	0	0	3.57	5-2-0	197	.887
Wendell Young	9	499	47	34	0	0	4.09	6-2-0	228	.870
Tom Barrasso	23	1282	87	88	2	0	4.12	11-8-3	663	.883
HOME TOTAL	40	2415	185	159	0	0	3.95	24-13-3	1197	.882

NAME (AWAY)	GP	MP	GF	GA	ENG	SO	AVG	W-L-T	SAVES	EFF
Tom Barrasso	21	1126	76	74	2	0	3.94	7-7-4	616	.893
Frank Pietrangelo	11	457	29	35	1	0	4.60	3-2-0	254	.879
Wendell Young	13	651	48	58	0	0	5.35	6-7-0	353	.859
Steve Guenette	4	154	6	16	0	0	6.23	0-4-0	70	.814
Rick Tabaracci	1	33	3	4	0	0	7.27	0-0-0	17	.810
AWAY TOTAL	40	2429	162	190	0	0	4.69	16-20-4	1310	.873

NAME (TOTAL)	GP	MP	GF	GA	ENG	SO	AVG	W-L-T	SAVES	EFF
Frank Pietrangelo	15	669	44	45	1	0	4.04	5-3-0	363	.890
Tom Barrasso	44	2406	163	162	4	0	4.04	18-15-7	1279	.888
Steve Guenette	11	574	42	41	0	0	4.29	5-6-0	267	.867
Wendell Young	22	1150	95	92	0	0	4.80	12-9-0	581	.863
Rick Tabaracci	1	33	3	4	0	0	7.27	0-0-0	17	.810
TOTAL	80	4844	347	349	0	0	4.32	40-33-7	2507	.878

1988-89 MULTIPLE POINT GAMES

PLAYER	2G	3G	4G	2A	3A	4A	2PT	3PT	4PT	5PT	6PT	TOT
Lemieux	15	7	2*	16	12	6**	14	9	14	8	4#	49
Brown	5	4	0	14	2	1##	16	13	4	0	1	34
Coffey	3	0	0	14	2	5	16	9	5	2	0	31
Quinn	3	0	0	12	1	0	20	7	0	0	0	27
Cullen	1	0	0	10	0	0	14	1	0	0	0	15
Errey	4	0	0	3	0	0	9	4	0	0	0	13
Bourque	1	0	0	3	0	0	10	0	0	0	0	10
Zalapski	1	0	0	5	1	0	9	1	0	0	0	10
Cunneyworth	4	0	0	9	0	1	6	3	0	0	0	9
Hannan	0	0	0	3	0	0	3	0	0	0	0	3
Hillier	0	0	0	2	0	1	2	0	1	0	0	3
Loney	0	0	0	0	0	0	3	0	0	0	0	3
Frawley	1	0	0	1	0	0	2	0	0	0	0	2
Stevens	2	0	0	0	0	0	1	1	0	0	0	2
Barrasso	0	0	0	1	0	0	1	0	0	0	0	1
Bjugstad	1	0	0	0	0	0	1	0	0	0	0	1
Callander	1	0	0	0	0	0	1	0	0	0	0	1
Dykstra	0	0	0	1	0	0	1	0	0	0	0	1
Johnson	0	0	0	1	0	0	1	0	0	0	0	1
Recchi	0	0	0	0	0	0	1	0	0	0	0	1

* Includes 1 five goal game

** Includes two five and one six assist games

Includes one seven and two eight point games

Includes one five assist game

PITTSBURGH ACTIVE ALL-TIME MULTIPLE POINT GAMES

ACTIVE PLAYERS	2G	3G	4G	2A	3A	4A	2PT	3PT	4PT	5PT	6PT	TOT
Lemieux	52	15	5*	79	25	14**	90	60	29	19	7#	205
Quinn	13	3	0	29	5	0	47	23	0	1	0	71
Coffey	5	1	0	22	8	6	23	17	8	2	0	50
Brown	11	4	0	17	3	1##	22	16	6	0	1	45
Errey	8	0	0	7	1	0	33	5	0	0	0	27
Hannan	5	0	0	8	0	0	17	3	0	0	0	20
Bourque	2	0	0	4	1	0	12	1	0	0	0	13
Johnson	0	0	0	7	2	0	10	2	0	0	0	12
Zalapski	1	0	0	5	1	0	10	1	1	0	0	12
Loney	3	0	0	4	0	0	8	3	0	0	0	11
Frawley	1	0	0	2	1	0	8	2	0	0	0	10
Hillier	0	0	0	7	0	1	9	0	1	0	0	10
Callander	1	0	0	2	1	0	4	3	0	0	0	7
Buskas	0	0	0	1	0	0	6	0	0	0	0	6
Stevens	2	0	0	0	0	0	3	1	0	0	0	4
Dahlquist	0	0	0	0	1	0	1	1	0	0	0	2
Kachowski	1	0	0	1	0	0	2	0	0	0	0	2
Barrasso	0	0	0	1	0	0	1	0	0	0	0	1
Recchi	0	0	0	0	0	0	1	0	0	0	0	1

* Includes one five goal game

** Includes two five and one six assist games

Includes one seven and two eight point games

Includes one five assist game

1988-89 PITTSBURGH PENGUINS

NO.	DAY	DATE	TEAM	SCORE	W-L-T	RECORD	GF-GA	GOALIE
1.	Fri.	Oct. 7	@ Washington	6-4	W	1-0-0	6-4	Young
2.	Tue.	Oct. 11	WASHINGTON	8-7	W	2-0-0	14-11	Young
3.	Wed.	Oct. 12	@ Buffalo	5-8	L	2-1-0	19-19	Young
4.	Sat.	Oct. 15	ST. LOUIS	9-2	W	3-1-0	28-21	Guenette
5.	Tue.	Oct. 18	PHILADELPHIA	4-2	W	4-1-0	32-23	Guenette
6.	Fri.	Oct. 21	@ New Jersey	4-6	L	4-2-0	36-29	Tab./YOUNG
7.	Sat.	Oct. 22	CHICAGO	7-4	W	5-2-0	43-33	Guenette
8.	Tue.	Oct. 25	CALGARY	6-1	W	6-2-0	49-34	Guenette
9.	Thu.	Oct. 27	@ St. Louis	3-4	L	6-3-0	52-38	Guenette
10.	Sat.	Oct. 29	@ Montreal	5-4	W	7-3-0	57-42	Pietrangelo
11.	Sun.	Oct. 30	@ NY Rangers	2-9	L	7-4-0	59-51	GUEN./Piet.
12.	Tue.	Nov. 1	VANCOUVER	5-3	W	8-4-0	64-54	Guenette
13.	Thu.	Nov. 3	QUEBEC	2-6	L	8-5-0	66-60	Guenette
14.	Sun.	Nov. 6	@ Philadelphia	4-5	L	8-6-0	70-65	Piet./GUEN.
15.	Tue.	Nov. 8	EDMONTON	3-7	L	8-7-0	73-72	Guenette
16.	Thu.	Nov. 10	TORONTO	5-1	W	9-7-0	78-73	Pietrangelo
17.	Sat.	Nov. 12	@ Los Angeles	2-7	L	9-8-0	80-80	Guenette
18.	Sun.	Nov. 13	@ Vancouver	4-2	W	10-8-0	84-82	Pietrangelo
19.	Wed.	Nov. 16	@ Toronto	5-8	L	10-9-0	89-90	Barraso
20.	Sat.	Nov. 18	@ NY Islanders	3-6	L	10-10-0	92-96	Barraso
21.	Wed.	Nov. 23	NY RANGERS	8-2	W	11-10-0	100-98	Barraso
22.	Fri.	Nov. 25	@ Washington	5-3	W	12-10-0	105-101	BARR./Piet.
23.	Sat.	Nov. 26	PHILADELPHIA	4-3	W	13-10-0	109-104	Pietrangelo
24.	Wed.	Nov. 30	WASHINGTON	6-4	W	14-10-0	115-108	Barraso
25.	Sat.	Dec. 3	NY ISLANDERS	4-2	W	15-10-0	119-110	Barraso
26.	Sun.	Dec. 4	@ Boston	3-3 *	T	15-10-1	122-113	Barraso
27.	Tue.	Dec. 6	CHICAGO	7-6	W	16-10-1	129-119	Barraso
28.	Thu.	Dec. 8	@ Philadelphia	3-4	L	16-11-1	132-123	Barraso
29.	Sat.	Dec. 10	NEW JERSEY	4-4 *	T	16-11-2	136-127	Barraso
30.	Wed.	Dec. 14	LOS ANGELES	5-4	W	17-11-2	141-131	Barraso
31.	Thu.	Dec. 15	@ NY Islanders	8-2	W	18-11-2	149-133	Barraso
32.	Sat.	Dec. 17	DETROIT	3-2	W	19-11-2	152-135	Barraso
33.	Tue.	Dec. 20	NY ISLANDERS	5-3	W	20-11-2	157-138	Barraso
34.	Wed.	Dec. 21	@ Toronto	6-1	W	21-11-2	163-139	Pietrangelo
35.	Fri.	Dec. 23	@ New Jersey	2-2 *	T	21-11-3	165-141	Barraso
36.	Mon.	Dec. 26	@ Hartford	4-3 *	W	22-11-3	169-144	Barraso
37.	Thu.	Dec. 29	PHILADELPHIA	2-3	L	22-12-3	171-147	Barraso
38.	Sat.	Dec. 31	NEW JERSEY	8-6	W	23-12-3	179-153	Barraso
39.	Mon.	Jan. 2	@ Washington	0-8	L	23-13-3	179-161	BARR./Piet.
40.	Sat.	Jan. 7	VANCOUVER	5-7	L	23-14-3	184-168	BARR./Piet.
41.	Tue.	Jan. 10	NY ISLANDERS	5-3	W	24-14-3	189-171	Barraso
42.	Thu.	Jan. 12	@ Minnesota	9-2	W	25-14-3	198-173	Barraso
43.	Sat.	Jan. 14	NY RANGERS	4-4 *	T	25-14-4	202-177	Barraso
44.	Sun.	Jan. 15	@ NY Rangers	4-6	L	25-15-4	206-183	Pietrangelo
45.	Tue.	Jan. 17	@ NY Islanders	2-5	L	25-16-4	208-188	Barr./PIET.
46.	Fri.	Jan. 20	@ Winnipeg	3-7	L	25-17-4	211-195	YOU./PIET.
47.	Sat.	Jan. 21	@ Edmonton	7-4	W	26-17-4	218-199	Young
48.	Wed.	Jan. 25	WINNIPEG	5-4	W	27-17-4	223-203	Young
49.	Sat.	Jan. 28	DETROIT	10-5	W	28-17-4	233-208	Young
50.	Tue.	Jan. 31	MONTREAL	1-5	L	28-18-4	234-213	Pietrangelo
51.	Thu.	Feb. 2	@ Philadelphia	5-3	W	29-18-4	239-216	Young
52.	Fri.	Feb. 3	ST. LOUIS	3-3 *	T	29-18-5	242-219	Barraso
53.	Sun.	Feb. 5	@ Boston	5-2	W	30-18-5	247-221	Young
54.	Thu.	Feb. 9	QUEBEC	5-2	W	31-18-5	252-223	Young
55.	Sat.	Feb. 11	@ Quebec	1-8	L	31-19-5	253-223	YOU./Piet.
56.	Sun.	Feb. 12	CALGARY	2-4	L	31-20-5	255-235	Young
57.	Tue.	Feb. 14	BUFFALO	7-3	W	32-20-5	262-238	Young
58.	Fri.	Feb. 17	@ Buffalo	1-5	L	32-21-5	263-243	Young
59.	Sat.	Feb. 18	NY RANGERS	3-5	L	32-22-5	266-248	Barraso
60.	Tue.	Feb. 21	MINNESOTA	1-2	L	32-23-5	267-250	Barraso
61.	Thu.	Feb. 23	@ Detroit	6-6 *	T	32-23-6	273-256	Barraso
62.	Sat.	Feb. 25	@ NY Islanders	5-5 *	T	32-23-7	278-261	Barraso
63.	Sun.	Feb. 26	@ Hartford	6-8	L	32-24-7	284-269	Barr./YOU.
64.	Wed.	Mar. 1	NEW JERSEY	4-1	W	33-24-7	288-270	Barraso
65.	Fri.	Mar. 3	@ Washington	2-4	L	33-25-7	290-274	Barraso
66.	Sun.	Mar. 5	EDMONTON	2-4	L	33-26-7	292-278	Barraso
67.	Tue.	Mar. 7	@ Los Angeles	2-3 *	L	33-27-7	294-281	Barraso
68.	Thu.	Mar. 9	@ Calgary	3-10	L	33-28-7	297-291	YOU./Barr.
69.	Fri.	Mar. 10	@ Winnipeg	5-1	W	34-28-7	302-292	Barraso
70.	Sun.	Mar. 12	@ Chicago	6-5	W	35-28-7	308-297	Barraso
71.	Tue.	Mar. 14	BOSTON	2-8	L	35-29-7	310-305	Barraso
72.	Thu.	Mar. 16	@ New Jersey	2-1	W	36-29-7	312-306	Barraso
73.	Sat.	Mar. 18	MONTREAL	2-7	L	36-30-7	314-313	BARR./You.
74.	Mon.	Mar. 20	@ Minnesota	2-7	L	36-31-7	316-320	Barraso
75.	Wed.	Mar. 22	WASHINGTON	4-5	L	36-32-7	320-325	Young
76.	Sat.	Mar. 25	NEW JERSEY	5-4	W	37-32-7	325-329	Young
77.	Sun.	Mar. 26	@ NY Rangers	6-4	W	38-32-7	331-333	Young
78.	Thu.	Mar. 30	HARTFORD	5-9	L	38-33-7	336-342	Barraso
79.	Sat.	Apr. 1	NY RANGERS	5-2	W	39-33-7	341-344	Barraso
80.	Sun.	Apr. 2	@ Philadelphia	6-5 *	W	40-33-7	347-349	Young

Key: * = Overtime game

Goaltender in CAPS = Goaltending of Record

1988-89 GAME-BY-GAME HOME RESULTS

NO.	DAY	DATE	TEAM	W-L-T	SCORE	RECORD	GF-GA
1	Tue.	Oct. 11	WASHINGTON	W	8-7	1-0-0	8-7
2	Sat.	Oct. 15	ST. LOUIS	W	9-2	2-0-0	17-9
3	Tue.	Oct. 18	PHILADELPHIA	W	4-2	3-0-0	21-11
4	Sat.	Oct. 22	CHICAGO	W	7-4	4-0-0	28-15
5	Tue.	Oct. 25	CALGARY	W	6-1	5-0-0	34-16
6	Tue.	Nov. 1	VANCOUVER	W	5-3	6-0-0	39-19
7	Thu.	Nov. 3	QUEBEC	L	2-6	6-1-0	41-25
8	Tue.	Nov. 8	EDMONTON	L	3-7	6-2-0	44-32
9	Thu.	Nov. 10	TORONTO	W	5-1	7-2-0	49-33
10	Wed.	Nov. 23	NY RANGERS	W	8-2	8-2-0	57-35
11	Sat.	Nov. 26	PHILADELPHIA	W	4-3	9-2-0	61-38
12	Wed.	Nov. 30	WASHINGTON	W	6-4	10-2-0	67-42
13	Sat.	Dec. 3	NY ISLANDERS	W	4-2	11-2-0	71-44
14	Tue.	Dec. 6	CHICAGO	W	7-6	12-2-0	78-50
15	Sat.	Dec. 10	NEW JERSEY	T	4-4*	12-2-1	82-54
16	Wed.	Dec. 14	LOS ANGELES	T	5-4	13-2-1	87-58
17	Sat.	Dec. 17	DETROIT	W	3-2	14-2-1	90-60
18	Tue.	Dec. 20	NY ISLANDERS	W	5-3	15-2-1	95-63
19	Thu.	Dec. 29	PHILADELPHIA	W	2-3	15-3-1	97-66
20	Sat.	Dec. 31	NEW JERSEY	W	8-6	16-3-1	105-72
21	Sat.	Jan. 7	VANCOUVER	L	5-7	16-4-1	110-79
22	Tue.	Jan. 10	NY ISLANDERS	W	5-3	17-4-1	115-82
23	Sat.	Jan. 14	NY RANGERS	T	4-4*	17-4-2	119-86
24	Wed.	Jan. 25	WINNIPEG	W	5-4	18-4-2	124-90
25	Sat.	Jan. 28	DETROIT	W	10-5	19-4-2	134-95
26	Tue.	Jan. 31	MONTREAL	L	1-5	19-5-2	135-100
27	Fri.	Feb. 3	ST. LOUIS	T	3-3*	19-5-3	138-103
28	Thu.	Feb. 9	QUEBEC	W	5-2	20-5-3	143-105
29	Sun.	Feb. 12	CALGARY	L	2-4	20-6-3	145-109
30	Tue.	Feb. 14	BUFFALO	W	7-3	21-6-3	152-112
31	Sat.	Feb. 18	NY RANGERS	L	3-5	21-7-3	155-117
32	Tue.	Feb. 21	MINNESOTA	L	1-2	21-8-3	156-119
33	Wed.	Mar. 1	NEW JERSEY	W	4-1	22-8-3	160-120
34	Sun.	Mar. 5	EDMONTON	L	2-4	22-9-3	162-124
35	Tue.	Mar. 14	BOSTON	L	2-8	22-10-3	164-132
36	Sat.	Mar. 18	MONTREAL	L	2-7	22-11-3	166-139
37	Wed.	Mar. 22	WASHINGTON	L	4-5	22-12-3	170-144
38	Sat.	Mar. 25	NEW JERSEY	W	5-4	23-12-3	175-148
39	Thu.	Mar. 30	HARTFORD	L	5-9	23-13-3	180-157
40	Sat.	Apr. 1	NY RANGERS	W	5-2	24-13-3	185-159

1988-89 GAME-BY-GAME ROAD RESULTS

1	Fri.	Oct. 7	@ Washington	W	6-4	1-0-0	6-4
2	Wed.	Oct. 12	@ Buffalo	L	5-8	1-1-0	11-12
3	Fri.	Oct. 21	@ New Jersey	L	4-6	1-2-0	15-18
4	Thu.	Oct. 27	@ St. Louis	L	3-4	1-3-0	18-22
5	Sat.	Oct. 29	@ Montreal	W	5-4	2-3-0	23-26
6	Sun.	Oct. 30	@ NY Rangers	L	2-9	2-4-0	25-35
7	Sun.	Nov. 6	@ Philadelphia	L	4-5	2-5-0	29-40
8	Sat.	Nov. 12	@ Los Angeles	L	2-7	2-6-0	31-47
9	Sun.	Nov. 13	@ Vancouver	W	4-2	3-6-0	35-49
10	Wed.	Nov. 16	@ Toronto	L	5-8	3-7-0	40-57
11	Sat.	Nov. 19	@ NY Islanders	L	3-6	3-8-0	43-63
12	Fri.	Nov. 25	@ Washington	W	5-3	4-8-0	48-66
13	Sun.	Dec. 4	@ Boston	T	3-3*	4-8-1	51-69
14	Thu.	Dec. 8	@ Philadelphia	L	3-4	4-9-1	54-73
15	Thu.	Dec. 15	@ NY Islanders	W	8-2	5-9-1	62-75
16	Wed.	Dec. 21	@ Toronto	W	6-1	6-9-1	68-76
17	Fri.	Dec. 23	@ New Jersey	T	2-2*	6-9-2	70-78
18	Mon.	Dec. 26	@ Hartford	W	4-3*	7-9-2	74-81
19	Mon.	Jan. 2	@ Washington	L	0-8	7-10-2	74-89
20	Thu.	Jan. 12	@ Minnesota	W	9-2	8-10-2	83-91
21	Sun.	Jan. 15	@ NY Rangers	L	4-6	8-11-2	87-97
22	Tue.	Jan. 17	@ NY Islanders	L	2-5	8-12-2	89-102
23	Fri.	Jan. 20	@ Winnipeg	L	3-7	8-13-2	92-109
24	Sat.	Jan. 21	@ Edmonton	W	7-4	9-13-2	99-113
25	Thu.	Feb. 2	@ Philadelphia	W	5-3	10-13-2	104-116
26	Sun.	Feb. 5	@ Boston	W	5-2	11-13-2	109-118
27	Sat.	Feb. 11	@ Quebec	L	1-8	11-14-2	110-126
28	Fri.	Feb. 17	@ Buffalo	L	1-5	11-15-2	111-131
29	Thu.	Feb. 23	@ Detroit	T	6-6*	11-15-3	117-137
30	Sat.	Feb. 25	@ NY Islanders	T	5-5*	11-15-4	122-142
31	Sun.	Feb. 26	@ Hartford	L	6-8	11-16-4	128-150
32	Fri.	Mar. 3	@ Washington	L	2-4	11-17-4	130-154
33	Tue.	Mar. 7	@ Los Angeles	L	2-3*	11-18-4	132-157
34	Thu.	Mar. 9	@ Calgary	L	3-10	11-19-4	135-167
35	Fri.	Mar. 10	@ Winnipeg	W	5-1	12-19-4	140-168
36	Sun.	Mar. 12	@ Chicago	W	6-5	13-19-4	146-173
37	Thu.	Mar. 16	@ New Jersey	W	2-1	14-19-4	148-174
38	Mon.	Mar. 20	@ Minnesota	L	2-7	14-20-4	150-181
39	Sun.	Mar. 26	@ NY Rangers	L	6-4	15-20-4	156-185
40	Sun.	Apr. 2	@ Philadelphia	W	6-5*	16-20-4	162-190

* = overtime games

1988-89 PATRICK DIVISION DAILY STANDINGS

Legend: F - Flyers, C - Capitals, I - Islanders, R - Rangers, D - Devils, P - Penguins.
Standings reflect points after games of date played.

OCT.	1ST	2ND	3RD	4TH	5TH	6TH	DEC.	1ST	2ND	3RD	4TH	5TH	6TH
6	F 2	I 1	R 1	P 0	C 0	D 0	1	R 31	P 28	C 26	F 22	D 20	I 16
7	F 2	P 2	I 1	R 1	R 1	D 0	2	R 31	P 28	C 26	F 22	D 20	I 16
8	R 3	P 2	D 2	F 2	C 2	I 1	3	R 31	P 30	C 27	F 24	D 20	I 16
9	F 4	R 3	P 2	D 2	C 2	I 1	4	P 31	R 31	C 27	F 26	D 20	I 16
10	F 4	D 4	R 3	I 3	P 2	C 2	5	P 31	R 31	C 27	F 26	D 20	I 16
11	P 4	F 4	D 4	I 3	R 3	C 2	6	P 33	R 33	C 29	F 26	D 20	I 16
12	P 4	F 4	D 4	I 3	R 3	C 2	7	P 33	R 33	C 29	F 26	D 22	I 16
13	F 6	P 4	D 4	I 3	R 3	C 2	8	P 33	R 33	C 29	F 28	D 22	I 16
14	F 6	P 4	D 4	I 3	R 3	C 2	9	P 33	R 33	C 29	F 28	D 24	I 16
15	F 8	P 6	I 5	C 4	D 4	R 3	10	P 34	R 34	C 30	F 30	D 25	I 16
16	F 8	P 6	I 5	R 5	D 4	C 4	11	P 34	R 34	C 32	F 30	D 25	I 16
17	F 8	P 6	I 5	R 5	D 4	C 4	12	P 34	R 34	C 32	F 30	D 25	I 16
18	P 8	F 8	I 7	R 7	D 4	C 4	13	C 34	R 34	P 34	F 30	D 27	I 16
19	P 8	F 8	I 7	R 7	D 4	C 4	14	P 36	R 36	C 34	F 30	D 27	I 16
20	F 10	P 8	I 7	R 7	D 4	C 4	15	P 38	R 36	C 34	F 32	D 29	I 16
21	F 10	R 9	P 8	I 7	D 6	C 4	16	P 38	R 36	C 34	F 32	D 29	I 16
22	P 10	F 10	I 9	R 9	D 6	C 4	17	P 40	C 36	R 36	F 34	D 29	I 18
23	R 11	P 10	F 10	I 9	D 7	C 4	18	P 40	C 36	F 36	R 36	D 31	I 18
24	R 11	P 10	F 10	I 9	D 7	C 4	19	P 40	R 38	C 36	F 36	D 31	I 18
25	P 12	R 11	F 10	I 9	D 7	C 6	20	P 42	R 38	C 36	F 36	D 31	I 18
26	R 13	P 12	F 10	I 9	D 7	C 6	21	P 44	C 38	R 38	F 36	D 32	I 18
27	R 13	P 12	F 12	I 9	D 7	C 6	22	P 44	C 38	F 38	R 38	D 32	I 18
28	R 13	P 12	F 12	I 9	D 9	C 7	23	P 45	F 40	C 39	R 39	D 33	I 18
29	R 15	P 14	F 12	I 9	D 9	C 7	26	P 47	R 41	F 40	C 39	D 33	I 20
30	R 15	P 14	F 12	I 9	D 9	C 7	27	P 47	R 43	C 41	F 40	D 33	I 20
31	R 17	P 14	F 12	I 9	D 9	C 7	28	P 47	R 43	C 41	F 40	D 33	I 20
							29	P 47	R 43	F 42	C 41	D 33	I 20
							30	P 47	C 43	R 43	F 42	D 33	I 20
							31	P 49	R 45	F 44	C 43	D 33	I 22
NOV.	1ST	2ND	3RD	4TH	5TH	6TH							
1	R 17	P 16	F 12	D 11	I 9	C 8							
2	R 17	P 16	F 12	D 11	I 9	C 8	JAN.	1ST	2ND	3RD	4TH	5TH	6TH
3	R 17	P 16	D 12	F 12	I 9	C 8							
4	R 17	P 16	F 14	D 12	C 10	I 9	1	P 49	R 45	F 44	C 43	D 33	I 22
5	R 17	P 16	F 14	D 12	I 11	C 10	2	P 49	R 47	C 45	F 44	D 33	I 22
6	R 17	F 16	P 16	D 14	I 11	C 10	3	P 49	R 47	F 46	C 45	D 33	I 22
7	R 17	F 16	P 16	D 14	I 11	C 10	4	P 49	R 48	C 46	F 46	D 33	I 22
8	R 17	F 16	P 16	D 14	I 13	C 10	5	P 49	R 48	C 46	F 46	D 33	I 24
9	R 19	F 16	P 16	D 14	I 13	C 10	6	P 49	C 48	R 48	F 46	D 35	I 24
10	R 19	P 18	F 16	D 14	I 13	C 12	7	C 50	R 50	P 49	F 46	D 37	I 24
11	R 20	P 18	F 16	D 15	I 14	C 12	8	C 50	R 50	P 49	F 46	D 37	I 24
12	R 20	P 18	D 17	F 16	I 14	C 12	9	C 50	R 50	P 49	F 46	D 37	I 24
13	P 20	R 20	D 17	F 16	I 14	C 12	10	C 51	P 51	R 50	F 48	D 39	I 24
14	P 20	R 20	D 17	F 16	I 14	C 12	11	C 53	P 51	R 50	F 48	D 39	I 24
15	R 21	P 20	D 19	F 17	C 14	I 14	12	C 53	P 53	F 50	R 50	D 39	I 24
16	R 21	P 20	D 19	F 17	C 14	I 14	13	C 55	P 53	F 50	R 50	D 39	I 26
17	R 23	P 20	D 19	F 17	C 14	I 14	14	C 55	P 54	R 51	F 50	D 39	I 26
18	R 23	P 20	D 19	F 17	C 16	I 14	15	C 55	P 54	R 53	F 50	D 41	I 26
19	R 25	P 20	D 19	C 18	F 17	I 16	16	C 55	P 54	R 53	F 50	D 41	I 26
20	R 25	C 20	P 20	D 19	F 19	I 16	17	C 55	P 54	R 53	F 50	D 41	I 28
21	R 25	C 20	P 20	D 19	F 19	I 16	18	C 55	R 55	P 54	F 50	D 41	I 28
22	R 25	C 20	P 20	D 19	F 19	I 16	19	R 57	P 56	C 55	F 50	D 41	I 30
23	R 25	C 22	P 22	D 19	F 19	I 16	20	R 57	P 56	C 55	F 51	D 43	I 30
24	R 25	C 22	P 22	D 19	F 19	I 16	21	R 59	P 56	C 55	F 53	D 43	I 32
25	R 25	P 24	C 22	D 20	F 19	I 16	22	R 59	P 56	C 55	F 53	D 43	I 32
26	R 27	P 26	C 22	D 20	F 19	I 16	23	R 61	P 56	C 55	F 53	D 43	I 32
27	R 29	P 26	C 24	D 20	F 19	I 16	24	R 61	C 56	P 56	F 53	D 44	I 33
28	R 29	P 26	C 24	D 20	F 19	I 16	25	R 61	P 58	C 56	F 53	D 44	I 33
29	R 31	C 26	P 26	F 21	D 20	I 16							
30	R 31	P 28	C 26	F 21	D 20	I 16							

PATRICK DIVISION DAILY STANDINGS 1988-89

JAN.	1ST	2ND	3RD	4TH	5TH	6TH	MAR.	1ST	2ND	3RD	4TH	5TH	6TH
26	R 61	C 58	P 58	F 53	D 44	135	1	R 76	P 73	C 70	F 66	D 54	146
27	R 61	C 58	P 58	F 53	D 44	135	2	R 76	P 73	C 70	F 66	D 54	146
28	R 62	P 60	C 59	F 55	D 45	135	3	R 76	P 73	C 72	F 66	D 56	146
29	R 62	P 60	C 59	F 55	D 45	135	4	R 76	P 73	C 72	F 66	D 56	146
30	R 64	C 60	P 60	F 55	D 45	135	5	R 76	C 74	P 73	F 66	D 58	148
31	R 64	C 60	P 60	F 55	D 45	135	6	R 76	C 74	P 73	F 66	D 58	148
							7	R 76	C 74	P 73	F 67	D 58	148
FEB.	1ST	2ND	3RD	4TH	5TH	6TH	8	R 76	C 74	P 73	F 67	D 60	148
							9	C 76	R 76	P 73	F 68	D 60	149
1	R 64	C 62	P 60	F 55	D 45	135	10	C 76	R 76	P 75	F 68	D 60	149
2	R 64	C 62	P 62	F 55	D 46	135	11	C 78	R 76	P 75	F 70	D 60	151
3	C 64	R 64	P 63	F 55	D 46	135	12	C 78	P 77	R 76	F 71	D 60	151
4	C 64	R 64	P 63	F 55	D 46	137	13	C 78	R 78	P 77	F 71	D 60	153
5	P 65	C 64	R 64	F 57	D 48	139	14	C 80	R 78	P 77	F 71	D 60	153
9	P 67	R 66	C 64	F 57	D 50	139	15	C 80	R 78	P 77	F 71	D 60	153
10	P 67	R 66	C 64	F 57	D 50	139	16	C 80	P 79	R 78	F 71	D 60	153
11	P 67	R 66	C 64	F 57	D 50	139	17	C 82	P 79	R 78	F 71	D 60	153
12	P 67	R 66	C 64	F 57	D 50	139	18	C 84	P 79	R 78	F 71	D 60	153
13	P 67	R 66	C 64	F 57	D 52	139	19	C 84	P 79	R 78	F 73	D 60	153
14	P 69	C 66	R 66	F 59	D 52	141	20	C 84	R 80	P 79	F 73	D 62	153
15	P 69	C 66	R 66	F 59	D 52	141	21	C 84	R 80	P 79	F 73	D 62	153
16	P 69	C 66	R 66	F 59	D 52	143	22	C 86	R 82	P 79	F 75	D 62	155
17	P 69	C 68	R 66	F 59	D 52	143	23	C 86	R 82	P 79	F 75	D 62	155
18	P 69	C 68	R 68	F 59	D 52	145	24	C 88	R 82	P 79	F 75	D 62	155
19	P 69	C 68	R 68	F 59	D 52	145	25	C 88	R 82	P 81	F 77	D 62	155
20	R 70	P 69	C 68	F 61	D 52	145	26	C 90	P 83	R 82	F 77	D 62	155
21	R 70	P 69	C 68	F 61	D 52	145	27	C 90	P 83	R 82	F 77	D 64	155
22	C 70	R 70	P 69	F 63	D 52	145	28	C 90	P 83	R 82	F 77	D 64	157
23	C 70	P 70	R 70	F 63	D 52	145	29	C 90	P 83	R 82	F 77	D 64	159
24	C 70	P 70	R 70	F 65	D 52	145	30	C 90	P 83	R 82	F 79	D 64	159
25	R 72	P 71	C 70	F 65	D 52	146	31	C 90	P 83	R 82	F 79	D 64	159
26	R 72	P 71	C 70	F 65	D 53	146							
27	R 74	P 71	C 70	F 65	D 53	146	APR.	1ST	2ND	3RD	4TH	5TH	6TH
28	R 74	P 71	C 70	F 65	D 54	146	1	C 92	P 85	R 82	F 80	D 64	159
							2	C 92	P 87	R 82	F 80	D 66	161

DAYS IN EACH PLACE IN THE STANDINGS IN 1988-89

TEAM	FIRST	SECOND	THIRD	FOURTH	FIFTH	SIXTH
Washington	43	30	51	8	9	35
PITTSBURGH	51	78	43	1	1	0
NY Rangers	69	54	34	12	4	1
Philadelphia	11	10	24	94	10	0
New Jersey	0	1	14	20	138	1
NY Islanders	0	1	8	15	13	137

1989-90 PITTSBURGH PENGUINS ROSTER

FORWARDS	HGT	WGT	PLACE OF BIRTH	DATE
AITKEN, Brad (LW)	6-2	200	Scarborough, Ont.	10/30/67
BOURQUE, Phil (LW)	6-1	203	Chelmsford, Mass.	6/8/62
BROWN, Rob (RW)	5-11	185	Kingston, Ont.	4/10/68
CALLANDER, Jock (RW)	6-1	188	Regina, Sask.	4/23/61
CAPUANO, Dave (RW/C)	6-2	190	Cranston, R.I.	7/27/68
CAUFIELD, Jay (RW)	6-4	230	Philadelphia, Pa.	7/17/60
CULLEN, John (C)	5-10	187	Puslinch, Ont.	8/2/64
DANIELS, Jeff (LW)	6-1	197	Oshawa, Ont.	6/24/68
ERREY, Bob (LW)	5-10	177	Montreal, Que.	9/21/64
FRAWLEY, Dan (RW)	6-1	195	Sturgeon Falls, Ont.	6/2/62
GILHEN, Randy (C/LW)	5-10	190	Zweibrucken, W. Germany	6/13/63
HANNAN, Dave (C)	5-10	185	Sudbury, Ont.	11/26/61
KACHOWSKI, Mark (LW)	5-10	196	Edmonton, Alta.	2/20/65
LEACH, Jamie (RW)	6-1	198	Winnipeg, Man.	8/25/69
LEMIEUX, Mario (C)	6-4	210	Montreal, Que.	10/5/65
LONEY, Troy (LW)	6-3	205	Bow Island, Alta.	9/21/63
MCBAIN, Andrew (RW)	6-1	195	Toronto, Ont.	2/18/65
MICHAYLUK, Dave (LW)	5-10	180	Wakaw, Sask.	5/18/62
MICK, Troy (LW)	5-11	180	Burnaby, B. C.	3/30/69
MULVENNA, Glenn (C)	5-11	182	Calgary, Alta.	2/18/67
QUINN, Dan (C)	5-11	177	Ottawa, Ont.	6/1/65
RECCHI, Mark (RW)	5-10	189	Kamloops, Alta.	2/1/68
STEVENS, Kevin (LW)	6-3	210	Brockton, Mass.	4/15/65
ZEMLAK, Richard (RW)	6-2	190	Wynard, Sask.	3/3/63

DEFENSE	HGT	WGT	PLACE OF BIRTH	DATE
BUSKAS, Rod (RD)	6-1	207	Wetaskiwin, Alta.	1/7/61
COFFEY, Paul (LD)	6-1	205	Weston, Ont.	6/1/61
DAHLQUIST, Chris (LD)	6-1	196	Fridley, Minn.	12/14/62
DELORME, Gilbert (RD)	6-1	205	Boucherville, Que.	11/25/62
DINEEN, Gord (RD)	6-0	195	Toronto, Ont.	9/21/62
HILLIER, Randy (RD)	6-1	186	Toronto, Ont.	3/30/60
HOBSON, Doug (RD)	6-0	185	Prince Albert, Sask.	4/9/68
JOHNSON, Jim (LD)	6-1	190	New Hope, Minn.	8/9/62
KYTE, Jim (LD)	6-5	210	Ottawa, Ont.	3/21/64
MERSH, Mike (LD)	6-2	210	Skokie, Ill.	9/29/64
PAEK, Jim (LD)	6-1	194	Seoul, Korea	4/7/67
PANCOE, Don (RD)	6-1	188	St. George, Ont.	2/23/69
STANTON, Paul (RD)	6-0	185	Boston, Mass.	6/22/67
STOLK, Darren (LD)	6-4	201	Taber, Alta.	7/22/68
WAVER, Jeff (LD)	5-10	189	St. Boniface, Man.	9/28/68
ZALAPSKI, Zarley (RD)	6-1	204	Edmonton, Alta.	4/22/68

GOALTENDERS	HGT	WGT	PLACE OF BIRTH	DATE
BARRASSO, Tom	6-3	207	Boston, Mass.	3/31/65
CLIFFORD, Chris	5-9	160	Kingston, Ont.	5/26/66
PIETRANGELO, Frank	5-10	182	Niagara Falls, Ont.	12/17/64
RACINE, Bruce	6-0	160	Cornwall, Ont.	8/9/66
YOUNG, Wendell	5-9	183	Halifax, N.S.	8/1/63

1989-90 PITTSBURGH PENGUINS ROSTER

AGE	1988-89 CLUB	GP	G	A	PTS	PIM
21	Muskegon (IHL)	74	35	30	65	139
27	Pittsburgh (NHL)	80	17	26	43	97
21	Pittsburgh (NHL)	68	49	66	115	118
28	Pittsburgh (NHL)	30	6	5	11	20
	Muskegon (IHL)	48	25	39	64	40
21	U. Of Maine (HE)	41	37	30	67	38
29	Pittsburgh (NHL)	58	1	4	5	285
25	Pittsburgh (NHL)	79	12	37	49	112
21	Muskegon (IHL)	58	21	21	42	58
25	Pittsburgh (NHL)	76	26	32	58	124
27	Pittsburgh (NHL)	46	3	4	7	66
	Muskegon (IHL)	24	12	16	28	35
26	Winnipeg (NHL)	64	5	3	8	38
27	Pittsburgh (NHL)	72	10	20	30	157
24	Pittsburgh (NHL)	12	1	1	2	43
	Muskegon (IHL)	57	8	8	16	167
20	Niagara Falls (OHL)	58	45	62	107	47
24	Pittsburgh (NHL)	76	85	114	199	100
26	Pittsburgh (NHL)	69	10	6	16	165
24	Winnipeg (NHL)	80	37	40	77	71
27	Muskegon (IHL)	82	50	72	122	84
20	Portland (WHL)	66	49	87	136	70
22	Muskegon (IHL)	11	3	2	5	0
	Flint (IHL)	32	9	14	23	12
	Knoxville (ECHL)	2	0	0	0	5
24	Pittsburgh (NHL)	79	34	60	94	102
20	Pittsburgh (NHL)	15	1	1	2	0
	Muskegon (IHL)	63	50	49	99	86
24	Pittsburgh (NHL)	24	12	3	15	19
	Muskegon (IHL)	45	24	41	65	113
26	Pittsburgh (NHL)	31	0	0	0	135
	Minnesota (NHL)	3	0	0	0	13
	Kalamazoo (IHL)	2	1	3	4	22
	Muskegon (IHL)	18	5	4	9	55

AGE	1988-89 CLUB	GP	G	A	PTS	PIM
28	Pittsburgh (NHL)	52	1	5	6	105
28	Pittsburgh (NHL)	75	30	83	113	193
26	Pittsburgh (NHL)	43	1	5	6	42
	Muskegon (IHL)	10	3	6	9	14
	Detroit (NHL)	42	1	3	4	51
27	Pittsburgh (NHL)	38	1	2	3	42
	Minnesota (NHL)	2	0	1	1	2
	Kalamazoo (IHL)	25	2	6	8	49
28	Pittsburgh (NHL)	68	1	23	24	141
20	Muskegon (IHL)	62	5	17	22	82
27	Pittsburgh (NHL)	76	2	14	16	163
25	Winnipeg (NHL)	74	3	9	12	190
25	Muskegon (IHL)	16	0	2	2	26
	Flint (IHL)	55	5	20	25	101
22	Muskegon (IHL)	80	3	54	57	96
20	Niagara Falls (OHL)	54	1	17	18	167
22	Wisconsin U. (WCHA)	45	7	29	36	126
21	Medicine (WHL)	65	8	43	51	95
21	Muskegon (IHL)	3	0	0	0	0
	Kingston (OHL)	55	30	43	73	95
21	Pittsburgh (NHL)	58	12	33	45	57

AGE	1988-89 CLUB	GP	MP	GA	SO	AVG
24	Buffalo (NHL)	10	545	45	0	4.95
	Pittsburgh (NHL)	44	2406	162	0	4.04
23	Chicago (NHL)	1	4	0	0	0.00
	Saginaw	7	321	23	0	4.30
24	Pittsburgh (NHL)	15	669	45	0	4.04
	Muskegon (IHL)	13	760	38	1	3.00
23	Muskegon (IHL)	38	3039	184	3	3.63
26	Pittsburgh (NHL)	22	574	92	0	4.80
	Muskegon (IHL)	2	125	7	0	3.36



PITTSBURGH VS BOSTON



1988-89	GP	W	L	T	PTS	GF	GA	PPG	SHG	PEN	PIM
PITTSBURGH	3	1	1	1	3	10	13	6-20	0	25	53
BOSTON	3	1	1	1	3	13	10	5-19	2	25	64

AT PITTSBURGH (0-1-0)

Dec. 4 Pittsburgh 3 (Barrasso) at Boston 3 (Lemelin)

Feb. 5 PITTSBURGH 5 (YOUNG) at Boston 2 (Moog)

Mar. 14 BOSTON 8 (LEMELIN) at Pittsburgh 2 (Barrasso)

AT BOSTON (1-0-1)

WG - Brown

WG - Linseman

GOALS & SHOTS BY PERIODS:

	1ST	2ND	3RD	OVT	TOTAL
PITTSBURGH	2-26	4-22	4-33	0-2	10-83
BOSTON	2-41	5-39	6-29	0-2	13-111

PITTSBURGH	GP	G	A	PTS	PIM	SOG	+/-	BOSTON	GP	G	A	PTS	PIM	SOG	+/-
Quinn	3	2	4	6	2	6	-4	Linseman	3	5	2	7	6	7	+3
Lemieux	3	2	3	5	2	12	-1	Bourque	3	0	6	6	2	13	+3
Brown	3	4	0	4	0	11	+1	Neely	3	3	2	5	7	14	+1
Zalapski	2	1	1	2	0	5	-2	Burridge	3	1	3	4	0	9	+3
Errey	3	1	1	2	4	5	+2	Joyce	3	0	2	2	4	8	+1
Bourque	3	0	2	2	0	2	-2	Janney	2	1	0	1	2	2	E
Coffey	3	0	2	2	6	16	-2	Johnston	2	1	0	1	4	6	+1
Young	1	0	1	1	0	0	E	Lehmann	2	1	0	1	0	1	E
Barrasso	2	0	1	1	2	0	E	Brickley	3	1	0	1	4	4	-1
Bjugstad	1	0	0	0	0	0	-1	Crowder	3	0	1	1	4	3	+2
Buskas	1	0	0	0	0	1	E	Hawgood	3	0	1	1	4	6	+2
Caufield	1	0	0	0	2	0	-1	Sweeney	3	0	1	1	17	6	-1
Callander	1	0	0	0	2	1	-1	Wesley	3	0	1	1	2	9	+3
Dahlquist	1	0	0	0	2	0	E	Beraldo	1	0	0	0	0	0	E
McLwain	1	0	0	0	0	1	E	Carter	1	0	0	0	0	5	+1
Recchi	1	0	0	0	0	0	E	Kasper	1	0	0	0	0	2	E
Cunneynworth	2	0	0	0	0	4	-3	Miller	1	0	0	0	0	0	E
Dineen	2	0	0	0	4	0	-3	Mokosak	1	0	0	0	0	0	E
Frawley	2	0	0	0	0	2	E	Moog	1	0	0	0	0	0	E
Loney	2	0	0	0	4	2	-1	O'Dwyer	1	0	0	0	2	1	E
Stevens	2	0	0	0	0	2	-1	Quintal	1	0	0	0	0	2	E
Zemlak	2	0	0	0	2	0	E	Byers	2	0	0	0	0	1	E
Cullen	3	0	0	0	6	5	+1	Lemelin	2	0	0	0	0	0	E
Dykstra	3	0	0	0	5	5	-1	Shoebottom	2	0	0	0	0	0	+1
Hannan	3	0	0	0	2	0	-1	Galley	3	0	0	0	4	9	+2
Hillier	3	0	0	0	0	2	+1	Pederson	3	0	0	0	2	3	-1
Johnson	3	0	0	0	8	1	-1								
TOTAL	3	(10-15-25)	53	83	TOTAL	3	(13-19-32)	64	111						

GOALTENDERS

	GP	MP	GF	GA	ENG	SO	AVG	SAVES	SPCT.	W-L-T
Young (P)	1	60	5	2	0	0	2.00	43	.956	1-0-0
Barrasso (P)	2	125	5	11	0	0	5.28	55	.833	0-1-1
PITTSBURGH TOTAL	3	185	10	13	0	0	4.22	98	.883	1-1-1
Lemelin (B)	2	125	11	5	0	0	2.40	59	.922	1-0-1
Moog (B)	1	60	2	5	0	0	5.00	14	.737	0-1-0
BOSTON TOTAL	3	185	13	10	0	0	3.24	73	.880	1-1-1

POWER PLAY GOALS:

PITTSBURGH (6 for 20) - Brown (2), Quinn (2) & Lemieux (2)

BOSTON (5 for 19) - Neely (3) & Linseman (2)

SHORTHANDED GOALS:

BOSTON (2) - Linseman & Johnston

All-Time vs BRUINS

	GP	W	L	T	PTS	GF	GA
Pittsburgh Home	47	12	25	10	34	146	183
Pittsburgh Away	47	6	36	5	17	129	220
1967-1989 TOTAL	94	18	61	15	51	269	409

LAST WIN BY:

PITTSBURGH at Home: November 12, 1986 (2-1) (0-2-1 since last win)

PITTSBURGH on Road: February 5, 1989 (5-2) (0-0-0 since last win)

BOSTON at Home: November 7, 1987 (4-1) (0-1-1 since last win)

BOSTON on Road: March 14, 1989 (8-2) (0-0-0 since last win)



PITTSBURGH VS BUFFALO



1988-89
PITTSBURGH
BUFFALO

GP	W	L	T	PTS	GF	GA	PPG	SHG	PEN	PIM
3	1	2	0	2	13	16	5-22	1	32	142
3	2	1	0	4	16	13	9-23	0	46	152

AT PITTSBURGH (1-0-0)

Oct. 12 Pittsburgh 5 (Young) at **BUFFALO 8 (BARRASSO)**
 Feb. 14 Buffalo 3 (Cloutier) at **PITTSBURGH 7 (YOUNG)**
 Feb. 17 Pittsburgh 1 (Young) at **BUFFALO 5 (CLOUTIER)**

AT BUFFALO (0-2-0)

WG - Foligno
 WG - Hannan
 WG - Johansson

GOALS & SHOTS BY PERIODS:

	1ST	2ND	3RD	OVT	TOTAL
PITTSBURGH	5-22	2-20	6-36	***	13-78
BUFFALO	1-27	8-33	7-28	***	16-88

PITTSBURGH	GP	G	A	PTS	PIM	SOG	+/-	BUFFALO	GP	G	A	PTS	PIM	SOG	+/-
Lemieux	3	5	2	7	8	15	E	Andreychuk	3	4	3	7	2	10	+2
Coffey	3	0	7	7	6	9	E	Ruuttu	3	2	3	5	2	7	-1
Quinn	3	1	4	5	2	10	+3	Turgeon	3	1	4	5	2	9	-2
Errey	3	1	2	3	6	5	+3	Housely	2	0	5	5	2	6	+1
Cullen	3	0	3	3	16	4	-4	Hogue	3	0	4	4	14	6	-1
Dineen	2	1	1	2	0	2	E	Foligno	3	3	0	3	4	7	+3
Bourque	3	1	1	2	14	4	-1	Tucker	1	1	2	3	0	1	+1
Cunneymworth	3	1	1	2	17	8	-2	Vaive	2	1	1	2	14	4	-1
Brown	1	1	0	1	0	2	E	Anderson	2	0	2	2	0	3	E
Kachowski	1	1	0	1	0	1	-1	Reekie	1	1	0	1	4	1	+1
Hannan	3	1	0	1	4	3	+1	Johnsson	2	1	0	1	4	3	+2
Buskas	1	0	1	1	0	0	+1	Maguire	3	1	0	1	22	3	E
Johnson	2	0	1	1	2	3	+1	Ruff	3	1	0	1	6	2	E
Zalapski	2	0	1	1	0	3	E	Halkidis	1	0	1	1	6	0	E
Bodger	1	0	0	0	0	2	E	Cloutier	2	0	1	1	0	0	E
Hillier	1	0	0	0	4	0	-1	Napier	2	0	1	1	0	1	+1
Zemlak	1	0	0	0	19	0	E	Arniel	3	0	1	1	0	6	E
Bjugstad	2	0	0	0	0	2	-1	Barrasso	1	0	0	0	2	0	E
Dahquist	2	0	0	0	2	0	E	Priestlay	1	0	0	0	2	1	E
Ganchar	2	0	0	0	0	0	-1	Smith	1	0	0	0	0	0	E
Caufield	3	0	0	0	34	1	E	Bodger	2	0	0	0	2	6	+3
Dykstra	3	0	0	0	2	3	-1	Parker	2	0	0	0	0	3	-1
Frawley	3	0	0	0	0	0	E	Sheppard	2	0	0	0	2	1	-5
Loney	3	0	0	0	4	1	E	Hartman	3	0	0	0	34	2	E
Young	3	0	0	0	0	0	E	Krupp	3	0	0	0	10	3	-2
Bench					2			Ramsey	3	0	0	0	16	3	E
								Bench					2		
TOTAL	3		(13-24-37)		142	78		TOTAL	3		(16-28-44)		152	88	

GOALTENDERS

	GP	MP	GF	GA	ENG	SO	AVG	SAVES	SPCT	W-L-T
Young (P)	3	180	13	16	0	0	5.33	72	.818	1-2-0
PITTSBURGH TOTAL	3	180	13	16	0	0	5.33	72	.818	1-2-0
Cloutier (B)	2	120	8	8	0	0	4.00	36	.818	1-1-0
Barrasso (B)	1	60	8	5	0	0	5.00	29	.853	1-0-0
BUFFALO TOTAL	3	180	16	13	0	0	4.33	65	.833	2-1-0

POWER PLAY GOALS:

PITTSBURGH (5 for 22) - Lemieux (4) & Cunneymworth
 BUFFALO (9 for 23) - Andreychuk (2), Ruuttu (2),
 Foligno (2), Reekie, Turgeon & Vaive

SHORTHANDED GOAL:

PITTSBURGH (1) - Bourque

All-Time vs SABRES

	GP	W	L	T	PTS	GF	GA
Pittsburgh Home	39	15	12	12	42	150	141
Pittsburgh Away	39	5	21	13	23	102	178
1970-1989 TOTAL	78	20	33	25	65	252	319

LAST WIN BY:

PITTSBURGH at Home: February 14, 1989 (7-3) (0-0-0 since last win)
PITTSBURGH on Road: October 17, 1986 (7-3) (0-2-2 since last win)
BUFFALO at Home: February 17, 1989 (5-1) (0-0-0 since last win)
BUFFALO on Road: February 8, 1984 (6-5 OT) (0-5-2 since last win)



PITTSBURGH VS CALGARY



1988-89

PITTSBURGH
CALGARY

GP	W	L	T	PTS	GF	GA	PPG	SHG	PEN	PIM
3	1	2	0	2	11	15	5-19	1	33	80
3	2	1	0	4	15	11	1-18	1	35	92

AT PITTSBURGH (1-1-0)

Oct. 25 Calgary 1 (Vernon) at **PITTSBURGH 6** (GUENETTE)

Feb. 12 **CALGARY 4** (VERNON) at Pittsburgh 2 (Young)

Mar. 9 Pittsburgh 3 (Young) at **CALGARY 10** (VERNON)

Wamsley replaced Vernon from 26:39 to 30:35 on October 25th

Barraso replaced Young at 50:35 on March 9th

AT CALGARY (0-1-0)

WG - Coffey

WG - Gilmour

WG - Mullen

GOALS & SHOTS BY PERIODS:

	1ST	2ND	3RD	OVT	TOTAL
PITTSBURGH	4-24	2-22	5-21	***	11-67
CALGARY	4-51	7-41	4-46	***	15-138

PITTSBURGH	GP	G	A	PTS	PIM	SOG	+/-	CALGARY	GP	G	A	PTS	PIM	SOG	+/-
Lemieux	3	3	4	7	0	7	-3	Nieuwendyk	3	4	3	7	0	17	+1
Coffey	3	1	3	4	12	14	-5	Mullen	3	2	5	7	2	11	+7
Brown	2	1	2	3	4	3	+1	Loob	3	2	2	4	2	11	+3
Quinn	3	1	2	3	2	2	E	MacInnis	3	1	3	4	8	18	+1
Hannan	2	1	1	2	0	2	-2	Gilmour	2	2	1	3	0	4	+3
Errey	3	1	1	2	0	4	-1	Hrdina	3	1	2	3	0	8	+1
Stevens	1	1	0	1	0	3	-4	Nattress	2	0	3	3	4	4	+5
Frawley	2	1	0	1	0	2	+1	Patterson	3	1	1	2	2	3	+3
Loney	3	1	0	1	6	4	-1	Roberts	3	0	2	2	6	2	+2
McLlwain	1	0	1	1	0	2	-3	McDonald	2	1	0	1	2	3	E
Cunneyworth	2	0	1	1	0	6	+1	Otto	3	1	0	1	10	9	E
Zalapski	2	0	1	1	2	1	-1	MacLellan	1	0	1	1	0	4	+3
Cullen	3	0	1	1	6	4	-6	Macoun	3	0	1	1	0	4	+5
Barraso	1	0	0	0	0	0	E	Berezan	1	0	0	0	2	1	-1
Bjugstad	1	0	0	0	2	1	-1	Wamsley	1	0	0	0	0	0	E
Dahlquist	1	0	0	0	0	1	-2	Ramage	2	0	0	0	7	2	+2
Dineen	1	0	0	0	2	2	-1	Suter	2	0	0	0	4	10	-1
Guenette	1	0	0	0	0	0	E	M. Hunter	3	0	0	0	18	7	E
Kachowski	1	0	0	0	2	0	E	T. Hunter	3	0	0	0	13	3	+1
Siren	1	0	0	0	2	0	+1	McCrimmon	3	0	0	0	4	3	+3
Zemlak	1	0	0	0	0	0	E	Murzyn	3	0	0	0	4	10	+1
Callander	2	0	0	0	2	2	-2	Peplinski	3	0	0	0	2	4	-2
Caufield	2	0	0	0	7	0	E	Vernon	3	0	0	0	2	0	E
Dykstra	2	0	0	0	18	0	E								
Young	2	0	0	0	0	0	E								
Bourque	3	0	0	0	0	7	-6								
Buskas	3	0	0	0	9	0	-2								
Hillier	3	0	0	0	2	0	-4								
Johnson	3	0	0	0	2	0	E								
TOTALS					(11-17-28)	80	67	TOTAL	3				(15-24-39)	92	138

GOALTENDERS	GP	MP	GF	GA	ENG	SO	AVG	SAVES	SPCT.	W-L-T
Guenette (P)	1	60	6	1	0	0	1.00	43	.977	1-0-0
Barraso (P)	1	9	2	1	0	0	6.67	3	.750	0-0-0
Young (P)	2	111	3	13	0	0	7.03	77	.855	0-2-0
PITTSBURGH TOTAL	3	180	11	15	0	0	5.00	123	.891	1-2-0
Wamsley (C)	1	4	0	0	0	0	0.00	1	1.000	0-0-0
Vernon (C)	3	176	15	11	0	0	3.75	55	.833	2-1-0
CALGARY TOTAL	3	180	15	11	0	0	3.67	56	.836	2-1-0

POWER PLAY GOALS:

PITTSBURGH (5 for 19) - Lemieux, Coffey, Brown, Quinn & Stevens
CALGARY (1 for 18) - Otto

SHORTHANDED GOALS:

PITTSBURGH (1) - Lemieux
CALGARY (1) - Mullen

All-Time vs FLAMES

	GP	W	L	T	PTS	GF	GA
Pittsburgh Home	32	14	10	8	36	115	110
Pittsburgh Away	31	7	17	7	21	88	129
1972-1989 TOTAL	60	20	25	15	55	192	224

LAST WIN BY:

PITTSBURGH at Home: October 25, 1988 (6-1) (0-1-0 since last win)

PITTSBURGH on Road: March 7, 1988 (5-4) (0-1-0 since last win)

CALGARY at Home: March 9, 1989 (10-3) (0-0-0 since last win)

CALGARY on Road: February 12, 1989 (4-2) (0-0-0 since last win)



PITTSBURGH VS CHICAGO



1988-89	GP	W	L	T	PTS	GF	GA	PPG	SHG	PEN	PIM
PITTSBURGH	3	3	0	0	6	20	15	8-26	4	36	101
CHICAGO	3	0	3	0	0	15	20	4-19	2	46	134

AT PITTSBURGH (2-0-0)

Oct. 22 Chicago 4 (Belfour) at **PITTSBURGH 7 (GUENETTE)**
 Dec. 6 Chicago 6 (Waite) at **PITTSBURGH 7 (BARRASSO)**
 Mar. 12 **PITTSBURGH 6 (BARRASSO)** at Chicago 5 (Chevrier)
 Waite replaced Pang at 1:28 on December 6th

AT CHICAGO (1-0-0)

WG - Bourque
 WG - Hannan
 WG - Errey

GOALS & SHOTS BY PERIODS:

	1ST	2ND	3RD	OVT	TOTAL
PITTSBURGH	6-25	8-43	6-31	***	20-99
CHICAGO	5-42	6-42	4-51	***	15-135

PITTSBURGH	GP	G	A	PTS	PIM	SOG	+/-	CHICAGO	GP	G	A	PTS	PIM	SOG	+/-	
Lemieux	3	6	9	15	2	16	+3	Savard	2	2	3	5	4	14	+2	
Coffey	3	1	7	8	6	11	-1	Larmer	3	3	2	5	2	12	E	
Errey	3	3	2	5	2	3	+4	Manson	3	2	1	3	19	15	-1	
Brown	2	1	3	4	0	5	+1	Roenick	1	1	2	3	0	7	+2	
Bourque	3	3	0	3	6	10	-1	Hudson	2	0	3	3	0	1	-1	
Cunneynworth	3	3	0	3	11	9	E	Graham	3	0	3	3	2	6	-3	
Hannan	2	1	2	3	4	3	+2	Presley	2	2	0	2	12	3	+1	
Quinn	3	1	2	3	10	13	-4	Vaive	2	0	2	2	4	2	-1	
Cullen	3	0	2	2	2	5	-1	Murray	3	1	1	2	6	7	E	
Hillier	3	0	2	2	7	1	+4	Wilson	3	0	2	2	6	11	-3	
Zalapski	3	0	2	2	2	6	-2	Creighton	1	1	0	1	0	7	-2	
Stevens	2	1	0	1	0	5	-1	Nylund	1	1	0	1	11	4	+1	
Dykstra	3	0	1	1	5	2	+2	Sanipass	2	1	0	1	12	3	+1	
Caufield	1	0	0	0	0	0	E	Yawney	2	1	0	1	2	6	+1	
Dineen	1	0	0	0	7	0	E	Konroyd	2	0	1	1	0	12	-1	
Guenette	1	0	0	0	0	0	E	Brown	3	0	1	1	4	5	+1	
Kachowski	1	0	0	0	12	0	+1	Sutter	3	0	1	1	12	4	-2	
McIlwain	1	0	0	0	0	1	-1	Vincelette	3	0	1	1	7	5	+1	
Siren	1	0	0	0	2	1	E	Bassen	1	0	0	0	0	0	E	
Zemlak	1	0	0	0	5	0	-1	Belfour	1	0	0	0	0	0	E	
Barrasso	2	0	0	0	0	0	E	Chevrier	1	0	0	0	0	0	E	
Callander	2	0	0	0	2	1	-1	Doyan	1	0	0	0	0	0	E	
Frawley	2	0	0	0	5	5	-2	Mackey	1	0	0	0	0	1	+1	
Loney	2	0	0	0	5	2	E	Pang	1	0	0	0	0	0	E	
Buskas	3	0	0	0	2	0	-1	Playfair	1	0	0	0	7	0	E	
Johnson	3	0	0	0	4	0	+1	Waite	1	0	0	0	0	0	E	
								Eagles	2	0	0	0	0	0	-2	
								Noonan	2	0	0	0	0	3	+1	
								Thomas	2	0	0	0	4	6	E	
								McGill	3	0	0	0	14	1	-1	
								Bench					6			
TOTAL	3	(20-32-52)			101	99		TOTAL	3	(15-23-38)			134	135		

GOALTENDERS

	GP	MP	GF	GA	ENG	SO	AVG	SAVES	SPCT.	W-L-T
Guenette (P)	1	60	7	4	0	0	4.00	36	.900	1-0-0
Barrasso (P)	2	120	13	11	0	0	5.50	84	.884	2-0-0
PITTSBURGH TOTAL	3	180	20	15	0	0	5.00	120	.889	3-0-0
Waite (C)	1	58	6	5	0	0	5.17	22	.815	0-1-0
Chevrier (C)	1	60	5	6	0	0	6.00	22	.786	0-1-0
Belfour (C)	1	60	4	7	0	0	7.00	35	.833	0-1-0
Pang (C)	1	2	0	2	0	0	60.00	0	.000	0-0-0
CHICAGO TOTAL	3	180	15	20	0	0	6.67	79	.798	3-0-0

POWER PLAY GOALS:

PITTSBURGH (8 for 26) - Cunneynworth (3), Lemieux (3), Quinn & Bourque

CHICAGO (4 for 19) - Larmer, Manson, Roenick & Creighton

SHORTHANDED GOALS:

PITTSBURGH (4) - Bourque, Errey, Hannan & Lemieux

CHICAGO (2) - Yawney & Savard

All-Time vs BLACK HAWKS

	GP	W	L	T	PTS	GF	GA
Pittsburgh Home	45	22	19	4	48	159	145
Pittsburgh Away	46	7	30	9	23	129	193
1967-1989 TOTAL	91	29	49	13	71	288	338

LAST WIN BY:

PITTSBURGH at Home: December 6, 1988 (7-6) (0-0-0 since last win)

PITTSBURGH on Road: March 12, 1989 (6-5) (0-0-0 since last win)

CHICAGO at Home: February 28, 1988 (7-5) (0-1-0 since last win)

CHICAGO on Road: February 28, 1987 (2-1) (0-3-0 since last win)



PITTSBURGH VS DETROIT



1988-89	GP	W	L	T	PTS	GF	GA	PPG	SHG	PEN	PIM
PITTSBURGH	3	2	0	1	5	19	13	3-16	0	22	47
DETROIT	3	0	2	1	1	13	19	4-10	0	39	70

AT PITTSBURGH (2-0-0)

Dec. 17 Detroit 2 (Hanlon) at **PITTSBURGH 3 (BARRASSO)**
 Jan. 28 Detroit 5 (Stefan) at **PITTSBURGH 10 (YOUNG)**
 Feb. 23 Pittsburgh 6 (Barrasso) at Detroit 6 (Hanlon)
 Hanlon replaced Stefan at 56:23 on Jan. 28th
 Hanlon replaced Stefan at 26:06 on Feb. 23th

AT DETROIT (0-0-1)

WG - Frawley
 WG - Loney

GOALS & SHOTS BY PERIODS:

	1ST	2ND	3RD	OVT	TOTAL
PITTSBURGH	6-35	5-31	8-30	0-2	19-98
DETROIT	2-24	7-36	4-28	0-1	13-89

PITTSBURGH	GP	G	A	PTS	PIM	SOG	+/-	DETROIT	GP	G	A	PTS	PIM	SOG	+/-
Quinn	3	3	7	10	0	12	+5	Yzerman	3	4	4	8	4	16	E
Lemieux	3	1	9	10	2	10	+8	MacLean	3	2	3	5	21	6	E
Coffey	3	4	2	6	0	14	+7	Gallant	3	1	4	5	8	7	+2
Hillier	3	0	4	4	0	0	+2	Oates	2	0	4	4	0	3	E
Brown	2	3	0	3	0	7	+2	Norwood	3	1	2	3	2	6	-3
Cullen	3	1	2	3	6	3	E	Klima	3	2	0	2	0	12	-1
Hannan	3	1	2	3	4	8	-1	Chiasson	2	1	1	2	4	3	-2
Frawley	2	2	0	2	0	7	+2	Burr	3	1	1	2	6	7	-3
Errey	3	1	1	2	9	5	+5	Houda	2	0	2	2	4	0	+2
Zalapski	2	0	2	2	2	3	+1	Barr	2	1	0	1	0	7	-2
Callander	1	1	0	1	0	3	+1	Murphy	1	0	1	1	0	2	E
Bourque	3	1	0	1	4	8	E	Zombo	3	0	1	1	2	4	-3
Loney	3	1	0	1	2	6	+2	King	1	0	0	0	0	2	-1
Young	1	0	1	1	0	0	E	Krentz	1	0	0	0	2	0	E
Cunneynworth	2	0	1	1	0	2	E	Higgins	2	0	0	0	4	1	-1
Dahlquist	3	0	1	1	8	2	E	Pavese	2	0	0	0	2	1	-1
Johnson	3	0	1	1	4	2	+2	Stefan	2	0	0	0	15	0	E
Buskas	1	0	0	0	0	1	+1	Chabot	3	0	0	0	0	2	-4
McLlwain	1	0	0	0	2	0	E	Delorme	3	0	0	0	2	1	-3
Recchi	1	0	0	0	0	1	E	Graves	3	0	0	0	0	0	-3
Barrasso	2	0	0	0	0	0	E	Hanlon	3	0	0	0	0	0	E
Caufield	2	0	0	0	0	1	-1	Kocur	3	0	0	0	2	7	E
Dineen	2	0	0	0	0	1	+1	Nil	3	0	0	0	2	0	-1
Zemlak	2	0	0	0	0	0	-1	O'Connell	3	0	0	0	0	2	-1
Dykstra	3	0	0	0	4	2	-2								
TOTAL3			(19-33-52)		47	98		TOTAL	3		(13-23-36)		70	89	

GOALTENDERS	GP	MP	GF	GA	ENG	SO	AVG	SAVES	SPCT.	W-L-T
Barrasso (P)	2	125	9	8	0	0	3.84	52	.867	1-0-1
Young (P)	1	60	10	5	0	0	5.00	24	.828	1-0-0
PITTSBURGH TOTAL	3	185	19	13	0	0	4.22	76	.854	2-1-0
Hanlon (D)	3	102	8	4	0	0	2.35	43	.915	0-1-1
Stefan (D)	2	82	5	15	0	0	10.98	36	.706	0-1-0
DETROIT TOTAL	3	185	13	19	0	0	6.16	79	.806	0-2-1

POWER PLAY GOALS:

PITTSBURGH (3 for 16) - Lemieux, Brown & Hannan
 DETROIT (4 for 10) - Yzerman, Gallant, Barr & Norwood

All-Time vs RED WINGS

	GP	W	L	T	PTS	GF	GA
Pittsburgh Home	50	35	13	3	73	223	150
Pittsburgh Away	51	8	34	9	25	137	204
1967-1989 TOTAL	99	41	47	11	93	341	341

LAST WIN BY:

PITTSBURGH at Home: January 28, 1989 (10-5) (0-0-0 since last win)
PITTSBURGH on Road: February 21, 1986 (7-3) (0-3-1 since last win)
DETROIT at Home: January 10, 1988 (7-5) (0-0-1 since last win)
DETROIT on Road: January 18, 1987 (1-0) (0-4-0 since last win)



PITTSBURGH VS EDMONTON



1988-89	GP	W	L	T	PTS	GF	GA	PPG	SHG	PEN	PIM
PITTSBURGH	3	1	2	0	2	12	15	3-23	0	15	41
EDMONTON	3	2	1	0	4	15	12	4-12	1	28	56

AT PITTSBURGH (0-2-0)

Nov. 8 EDMONTON 7 (RANFORD) at Pittsburgh 4 (Guenette)
 Jan. 21 PITTSBURGH 7 (YOUNG) at Edmonton 4 (Ranford)
 Mar. 5 EDMONTON 4 (FUHR) at Pittsburgh 2 (Barrasso)
 Ranford replaced Fuhr at 20:00 on January 21st

AT EDMONTON (1-0-0)

WG - Kurri
 WG - Lemieux
 WG - Gregg

GOALS & SHOTS BY PERIODS:

	1ST	2ND	3RD	OVT	TOTAL
PITTSBURGH	5-40	3-26	4-26	***	12-92
EDMONTON	3-37	7-35	5-18	***	15-90

PITTSBURGH	GP	G	A	PTS	PIM	SOG	+/-	EDMONTON	GP	G	A	PTS	PIM	SOG	+/-
Lemieux	2	2	5	7	2	7	+3	Tikkanen	2	4	3	7	2	7	+4
Brown	3	3	3	6	0	7	+3	Kurri	3	3	2	5	4	10	+2
Coffey	3	1	2	3	8	24	-3	Simpson	3	1	3	4	2	7	+1
Quinn	3	1	2	3	2	10	-4	Gregg	2	1	2	3	4	7	+2
Errey	3	1	1	2	2	7	+1	Messier	2	1	2	3	0	6	+1
Hannan	3	1	1	2	0	1	E	Anderson	3	1	2	3	6	7	-1
Loney	3	1	1	2	0	5	+2	Carson	3	1	2	3	0	8	E
Bourque	3	0	2	2	6	5	-4	MacTavish	3	0	3	3	0	5	+1
Cullen	2	1	0	1	2	3	-1	Redmond	1	0	2	2	0	1	E
Stevens	2	1	0	1	0	2	-4	Huddy	3	0	2	2	2	8	-1
Frawley	1	0	1	1	0	0	+1	Acton	2	1	0	1	0	2	+3
Buskas	2	0	1	1	0	0	-1	Lacombe	2	1	0	1	6	1	+4
Cunneynworth	3	0	1	1	0	3	-2	Lowe	3	1	0	1	2	1	E
Barrasso	1	0	0	0	0	0	E	Halward	2	0	1	1	0	1	+3
Bodger	1	0	0	0	0	4	E	Adams	1	0	1	1	2	1	+1
Bjugstad	1	0	0	0	0	0	-1	Muni	3	0	1	1	4	3	+3
Callander	1	0	0	0	0	2	E	Beukeboom	1	0	0	0	4	0	-1
Guenette	1	0	0	0	0	0	E	Brown	1	0	0	0	0	0	E
Recchi	1	0	0	0	0	1	E	Buchberger	1	0	0	0	0	0	-2
Young	1	0	0	0	0	0	E	Cochrane	1	0	0	0	2	1	-1
Caufield	2	0	0	0	0	1	-2	Jonsson	1	0	0	0	0	2	E
Dineen	2	0	0	0	0	1	E	Joseph	1	0	0	0	0	0	-1
Dykstra	2	0	0	0	0	0	-1	Leroux	1	0	0	0	0	0	+1
Johnson	2	0	0	0	0	0	+1	D. Smith	1	0	0	0	2	1	-1
McLlwain	2	0	0	0	0	2	-3	S. Smith	1	0	0	0	4	7	-1
Zalapski	2	0	0	0	17	2	-2	Fuhr	2	0	0	0	0	0	E
Zemlak	2	0	0	0	0	0	-1	Hunter	2	0	0	0	2	3	-2
Hillier	3	0	0	0	2	5	E	Lamb	2	0	0	0	6	1	E
								Ranford	2	0	0	0	0	0	E
								McClelland	3	0	0	0	2	0	E
TOTAL	3	(12-20-32)			41	92		TOTAL	3	(15-26-41)			56	90	

GOALTENDERS

	GP	MP	GF	GA	ENG	SO	AVG	SAVES	SPCT.	W-L-T
Barrasso (P)	1	59	2	3	1	0	3.05	27	.900	0-1-0
Young (P)	1	60	7	4	0	0	4.00	19	.826	1-0-0
Guenette (P)	1	60	3	7	0	0	7.00	29	.806	0-1-0
PITTSBURGH TOTAL	3	180	12	15	0	0	5.00	75	.833	1-2-0
Fuhr (E)	2	80	7	5	0	0	3.75	42	.894	1-0-0
Ranford (E)	2	100	8	7	0	0	4.20	38	.844	1-1-0
EDMONTON TOTAL	3	180	15	12	0	0	4.00	80	.870	2-1-0

POWER PLAY GOALS:

PITTSBURGH (3 for 23) - Cullen, Lemieux & Brown
 EDMONTON (4 for 12) - Kurri (2), Tikkanen & Simpson

SHORTHANDED GOAL:

EDMONTON (1) - Tikkanen

All-Time vs OILERS

	GP	W	L	T	PTS	GF	GA
Pittsburgh Home	16	5	10	1	11	56	82
Pittsburgh Away	16	2	13	1	5	56	97
1979-1989 TOTAL	32	7	23	2	16	112	179

LAST WIN BY:

PITTSBURGH at Home: February 24, 1987 (5-2) (0-3-0 since last win)
PITTSBURGH on Road: January 21, 1989 (7-4) (0-0-0 since last win)
EDMONTON at Home: February 19, 1988 (7-3) (0-1-0 since last win)
EDMONTON on Road: March 5, 1989 (4-2) (0-0-0 since last win)



PITTSBURGH VS HARTFORD



1988-89	GP	W	L	T	PTS	GF	GA	PPG	SHG	PEN	PIM
PITTSBURGH	3	1	2	0	2	15	20	7-17	2	26	77
HARTFORD	3	2	1	0	4	20	15	8-18	0	24	54

AT PITTSBURGH (0-1-0)

Dec. 26 **PITTSBURGH 4** (BARRASSO) at Hartford 3 (Liut)
 Feb. 26 **PITTSBURGH 6** (Young) at **HARTFORD 8** (LIUT)
 Mar. 30 **HARTFORD 9** (WHITMORE) at Pittsburgh 5 (Barrasso)

AT HARTFORD (1-1-0)

WG - Brown *
 WG - Ferraro
 WG - Young

* Brown scored at 1:39 of overtime on Dec. 26th
 Young replaced Barrasso from 20:27 to 37:07 on Feb. 26th
 Barrasso returned from 37:07 to 40:00 on Feb. 26th

GOALS & SHOTS BY PERIODS:	1ST	2ND	3RD	OVT	TOTAL
PITTSBURGH	3-26	4-24	7-36	1-3	15-89
HARTFORD	7-48	6-46	7-37	0-1	20-142

PITTSBURGH	GP	G	A	PTS	PIM	SOG	+/-	HARTFORD	GP	G	A	PTS	PIM	SOG	+/-
Lemieux	3	6	5	11	0	13	E	Ferraro	3	4	3	7	2	11	+2
Zalapski	3	3	3	6	6	6	+2	Young	3	2	3	5	0	13	-1
Coffey	3	2	4	6	4	17	-5	Hull	3	4	0	4	2	12	+1
Brown	2	1	3	4	2	4	-1	Maloney	2	2	2	4	2	8	+1
Cullen	3	0	3	3	2	0	E	Anderson	2	1	3	4	0	5	+3
Cunneynworth	3	1	1	2	0	14	-3	Tippett	3	1	3	4	2	10	+3
Johnson	3	1	1	2	18	6	-2	Babych	3	0	4	4	2	7	E
Hannan	3	1	0	1	2	6	-1	Francis	3	2	1	3	0	11	-1
Callander	2	0	1	1	0	2	+1	Samuelsson	2	1	2	3	4	6	+4
Quinn	2	0	1	1	0	2	-4	Evason	2	0	3	3	2	0	+2
Bourque	3	0	1	1	15	1	E	Dineen	3	0	3	3	2	15	+1
Caufield	3	0	1	1	2	2	-2	Turgeon	1	0	2	2	0	1	E
Errey	3	0	1	1	0	4	-3	Whitmore	1	0	2	2	0	0	E
Dahlquist	1	0	0	0	2	0	-1	Lawton	2	1	0	1	2	3	-1
McLwain	1	0	0	0	0	0	-1	MacDermid	3	1	0	1	9	8	+2
Stevens	1	0	0	0	0	0	-1	Peterson	3	1	0	1	2	7	+1
Young	1	0	0	0	0	0	E	Gaume	1	0	0	0	0	0	E
Zemlak	1	0	0	0	0	0	E	Maciver	1	0	0	0	0	2	E
Bjugstad	2	0	0	0	0	1	-1	Shaw	1	0	0	0	0	1	E
Buskas	2	0	0	0	2	0	+1	Liut	2	0	0	0	0	0	E
Dineen	2	0	0	0	0	3	+2	Ladouceur	2	0	0	0	0	2	+1
Hillier	2	0	0	0	2	1	-4	Martin	2	0	0	0	11	2	E
Barrasso	3	0	0	0	2	0	E	Cote	3	0	0	0	2	10	+1
Dykstra	3	0	0	0	7	2	-2	Jennings	3	0	0	0	8	4	+3
Loney	3	0	0	0	11	5	+1	Quenneville	3	0	0	0	2	4	+3
TOTAL					77	89		TOTAL	3			(20-31-51)	54	142	

GOALTENDERS

	GP	MP	GF	GA	ENG	SO	AVG	SAVES	SPCT.	W-L-T
Young (P)	1	37	4	3	0	0	4.86	24	.889	0-1-0
Barrasso (P)	3	145	11	17	0	0	7.03	98	.852	1-1-0
PITTSBURGH TOTAL	3	182	15	20	0	0	6.59	122	.859	1-2-0
Liut (H)	2	122	11	10	0	0	4.92	46	.821	1-1-0
Whitmore (H)	1	60	9	5	0	0	5.00	28	.848	1-0-0
HARTFORD TOTAL	3	182	20	15	0	0	4.95	74	.831	2-1-0

POWER PLAY GOALS:

PITTSBURGH (7 for 17) - Zalapski (2), Lemieux (2), Johnson, Cunneynworth & Coffey
HARTFORD (8 for 18) - Hull (2), Young (2), Maloney, Francis, Lawton & Ferraro

SHORTHANDED GOALS:

PITTSBURGH (2) - Lemieux (2)

All-Time vs WHALERS

	GP	W	L	T	PTS	GF	GA
Pittsburgh Home	16	9	5	2	20	72	60
Pittsburgh Away	16	6	10	0	12	64	81
1979-1989 TOTAL	32	15	15	2	32	140	141

LAST WIN BY:

PITTSBURGH at Home: April 3, 1988 (4-2) (0-1-0 since last win)
PITTSBURGH on Road: December 26, 1988 (4-3 OT) (0-1-0 since last win)
HARTFORD at Home: February 26, 1989 (8-6) (0-0-0 since last win)
HARTFORD on Road: March 30, 1989 (9-5) (0-0-0 since last win)



PITTSBURGH VS LOS ANGELES



1988-89	GP	W	L	T	PTS	GF	GA	PPG	SHG	PEN	PIM
PITTSBURGH	3	1	2	0	2	9	14	1-16	2	28	67
LOS ANGELES	3	2	1	0	4	14	9	4-19	1	24	51

AT PITTSBURGH (1-0-0)

Nov. 12 Pittsburgh 2 (Guenette) at **LOS ANGELES 7 (HEALY)**
 Dec. 14 Los Angeles 4 (Fitzpatrick) at **PITTSBURGH 5 (BARRASSO)**
 Mar. 7 Pittsburgh 2 (Barrasso) at **LOS ANGELES 3 (HRUDEY)**
 * Taylor scored at 2:37 of overtime on March 7th

AT LOS ANGELES (0-2-0)

WG - Tonelli
 WG - Lemieux
 WG - Taylor *

GOALS & SHOTS BY PERIODS:

PITTSBURGH	1ST	2ND	3RD	OVT	TOTAL
	2-27	4-35	3-22	0-0	9-84
LOS ANGELES	6-33	3-34	4-35	1-3	14-105

PITTSBURGH	GP	G	A	PTS	PIM	SOG	+/-	LOS ANGELES	GP	G	A	PTS	PIM	SOG	+/-
Lemieux	3	4	4	8	0	9	+2	Nicholls	3	4	1	5	4	17	-2
Errey	3	2	1	3	0	6	E	Robitaille	3	2	1	3	0	6	-2
Bourque	3	1	1	2	8	4	-1	Tonelli	3	2	1	3	4	9	+1
Callander	1	1	0	1	0	3	+1	Allison	3	1	2	3	6	5	+3
Cunneyworth	2	1	0	1	0	7	-2	Duchesne	3	1	2	3	2	9	+1
Brown	3	0	1	1	0	5	-5	Taylor	3	1	2	3	2	5	-2
Coffey	3	0	1	1	8	14	-6	Gretzky	2	0	3	0	0	7	E
Hannan	3	0	1	1	6	1	-1	DeGray	3	1	1	2	2	7	+7
Hillier	3	0	1	1	6	3	-4	Duguay	3	1	1	2	0	6	+5
Johnson	3	0	1	1	10	2	+2	Krusheynyski	3	1	1	2	2	4	+2
Quinn	3	0	1	1	0	11	E	Kasper	1	0	1	1	0	1	E
Dahlquist	1	0	0	0	0	0	+2	Carpenter	2	0	1	1	0	7	+3
Dineen	1	0	0	0	2	1	E	Laidlaw	3	0	1	1	0	3	E
Guenette	1	0	0	0	0	0	E	McSorley	3	0	1	1	8	1	+1
Stevens	1	0	0	0	0	1	E	Baumgartner	1	0	0	0	11	1	-1
Barrasso	2	0	0	0	2	0	E	Duncanson	1	0	0	0	0	0	E
Buskas	2	0	0	0	2	1	-1	Fenton	1	0	0	0	0	1	E
Caufield	2	0	0	0	9	0	E	Fitzpatrick	1	0	0	0	0	0	E
Dykstra	2	0	0	0	0	1	E	Hamel	1	0	0	0	2	0	-1
Frawley	2	0	0	0	0	1	+1	Healy	1	0	0	0	0	0	E
McLlwain	2	0	0	0	0	1	E	Hrudey	1	0	0	0	0	0	E
Siren	2	0	0	0	0	3	E	Kennedy	1	0	0	0	0	2	E
Cullen	3	0	0	0	0	3	-3	Liba	1	0	0	0	0	0	-1
Loney	3	0	0	0	4	1	-1	Miller	1	0	0	0	0	0	E
Zalapski	3	0	0	0	4	6	-2	McBean	2	0	0	0	2	2	E
Bench					6			Crossman	3	0	0	0	0	10	E
TOTAL	3		(9-12-21)		67	84		TOTAL	3		(14-19-33)		51	105	

GOALTENDERS

	GP	MP	GF	GA	ENG	SO	AVG	SAVES	SPCT.	W-L-T
Barrasso (P)	2	123	7	7	0	0	3.41	62	.899	1-1-0
Guenette (P)	1	60	2	7	0	0	7.00	29	.806	0-1-0
PITTSBURGH TOTAL	3	183	9	14	0	0	4.60	91	.867	1-2-0
Hrudey (LA)	1	63	3	2	0	0	1.90	23	.920	1-0-0
Healy (LA)	1	60	7	2	0	0	2.00	31	.939	1-0-0
Fitzpatrick (LA)	1	60	4	4	1	0	4.00	21	.833	0-1-0
LOS ANGELES TOTAL	3	183	14	9	0	0	2.95	75	.893	2-1-0

POWER PLAY GOALS:

PITTSBURGH (1 for 16) - Lemieux
 LOS ANGELES (4 for 19) - Nicholls (2), Robitaille & Taylor

SHORTHANDED GOALS:

PITTSBURGH (2) - Lemieux (2)
 LOS ANGELES (1) - Tonelli

PENALTY SHOT:

Mario Lemieux scored vs Kelly Hrudey on March 7th

All-time vs KINGS	GP	W	L	T	PTS	GF	GA
Pittsburgh Home	57	33	16	8	74	216	173
Pittsburgh Away	56	14	34	8	36	147	209
1967-1989 TOTAL	113	47	50	16	110	363	382

LAST WIN BY:

PITTSBURGH at Home: December 14, 1988 (5-4) (0-0-0 since last win)
PITTSBURGH on Road: February 13, 1988 (7-5) (0-2-0 since last win)
LOS ANGELES at Home: March 7, 1989 (3-2 OT) (0-0-0 since last win)
LOS ANGELES on Road: February 10, 1985 (4-3) (0-3-2 since last win)



PITTSBURGH VS MINNESOTA



1988-89	GP	W	L	T	PTS	GF	GA	PPG	SHG	PEN	PIM
PITTSBURGH	3	1	2	0	2	12	11	3-16	0	34	104
MINNESOTA	3	2	1	0	4	11	12	5-25	0	31	87

AT PITTSBURGH (0-1-0)

Jan. 12 PITTSBURGH 9 (BARRASSO) at Minnesota 2 (Casey)
 Feb. 21 MINNESOTA 2 (TAKKO) at Pittsburgh 1 (Barrasso)
 Mar. 20 Pittsburgh 2 (Barrasso) at MINNESOTA 7 (TAKKO)
 Myllys replaced Casey from 30:49 to 50:33 January 12th

AT MINNESOTA (1-1-0)

WG - Hannan
 WG - Schreiber
 WG - Gagner

GOALS & SHOTS BY PERIODS:

	1ST	2ND	3RD	OVT	TOTAL
PITTSBURGH	2-31	5-25	5-38	***	12-94
MINNESOTA	4-43	2-39	5-25	***	11-107

PITTSBURGH	GP	G	A	PTS	PIM	SOG	+/-	MINNESOTA	GP	G	A	PTS	PIM	SOG	+/-
Brown	2	1	5	6	0	2	+3	Gagner	3	2	2	4	4	12	-1
Lemieux	3	1	5	6	6	10	+4	Archibald	2	3	0	3	0	9	E
Coffey	3	2	3	5	14	23	+3	Gavin	3	2	0	2	6	9	E
Quinn	3	1	2	3	0	10	-1	Gartner	1	1	1	2	2	1	+2
Bjugstad	1	2	0	2	0	6	+3	Bellows	1	0	2	2	2	1	-2
Cullen	3	1	1	2	0	7	-1	Berezan	1	0	2	2	0	1	+1
Hannan	3	1	1	2	8	7	+2	Larson	1	0	2	2	0	5	+1
Stevens	1	1	0	1	0	1	+1	Murphy	1	0	2	2	0	3	+2
Callander	2	1	0	1	2	3	+1	Musil	2	0	2	2	4	3	+3
Cunneyworth	3	1	0	1	4	6	-2	Siren	2	0	2	2	4	5	-4
McLlwain	1	0	1	1	0	0	E	Churla	1	1	0	1	0	1	+1
Bourque	3	0	1	1	0	5	E	Schreiber	1	1	0	1	0	4	E
Errey	3	0	1	1	17	2	+3	Ciccarelli	2	1	0	1	0	10	-3
Recchi	1	0	0	0	0	1	+1	Gotaas	1	0	1	1	2	3	+1
Zalapski	1	0	0	0	0	1	E	Barber	2	0	1	1	0	2	E
Buskas	2	0	0	0	6	0	E	Broten	2	0	1	1	2	4	-2
Dahlquist	2	0	0	0	2	0	+2	MacLellan	2	0	1	1	19	0	E
Hillier	2	0	0	0	4	0	+1	Giles	3	0	1	1	4	1	-1
Barrasso	3	0	0	0	0	0	E	Habscheid	3	0	1	1	2	5	-2
Caufield	3	0	0	0	23	0	-1	McRae	3	0	1	1	11	5	-2
Dineen	3	0	0	0	0	3	-1	Babe	1	0	0	0	2	1	E
Johnson	3	0	0	0	8	3	+3	Casey	1	0	0	0	0	0	E
Loney	3	0	0	0	10	4	-1	DePalma	1	0	0	0	0	3	E
								Fraser	1	0	0	0	5	1	-1
								Hodge	1	0	0	0	0	1	E
								Kolstad	1	0	0	0	0	2	E
								Myllys	1	0	0	0	0	0	E
								Takko	1	0	0	0	0	0	E
								Brooke	2	0	0	0	12	2	E
								Pasek	2	0	0	0	0	5	-2
								Rouse	2	0	0	0	0	0	-2
								Chambers	3	0	0	0	4	6	-1
								Tinardi	3	0	0	0	2	2	E
TOTAL	3		(12-20-32)	104	94			TOTAL	3		(11-22-33)	87	107		

GOALTENDERS

	GP	MP	GF	GA	ENG	SO	AVG	SAVES	SPCT.	W-L-T
Barrasso (P)	3	179	12	11	0	0	3.69	96	.897	1-2-0
PITTSBURGH TOTAL	3	180	12	11	0	0	3.67	96	.897	1-2-0
Takko (M)	2	120	9	3	0	0	1.50	58	.951	2-0-0
Casey (M)	1	40	2	6	0	0	9.00	16	.727	0-1-0
Myllys (M)	1	20	0	3	0	0	9.00	8	.727	0-0-0
MINNESOTA TOTAL	3	180	11	12	0	4.00	82	.872	.872	2-1-0

POWER PLAY GOALS:

PITTSBURGH (3 for 16) - Quinn, Cullen & Coffey
 MINNESOTA (5 for 25) - Ciccarelli, Schreiber, Gagner, Gartner & Archibald

All-Time vs NORTH STARS

	GP	W	L	T	PTS	GF	GA
Pittsburgh Home	50	31	14	5	67	188	127
Pittsburgh Away	50	17	29	4	38	170	196
1967-1989 TOTAL	100	48	43	9	105	358	323

LAST WIN BY:

PITTSBURGH at Home: March 1, 1988 (8-3) (0-1-0 since last win)
PITTSBURGH on Road: January 12, 1989 (9-2) (0-1-0 since last win)
MINNESOTA at Home: March 20, 1989 (7-2) (0-0-0 since last win)
MINNESOTA on Road: February 21, 1989 (2-1) (0-0-0 since last win)



PITTSBURGH VS MONTREAL



1988-89	GP	W	L	T	PTS	GF	GA	PPG	SHG	PEN	PIM
PITTSBURGH	3	1	2	0	2	8	16	2-13	0	18	36
MONTREAL	3	2	1	0	4	16	8	5-13	0	18	36

AT PITTSBURGH (0-2-0)

Oct. 29 **PITTSBURGH 5 (PIETRANGELO)** at Montreal 4 (Hayward)

Jan. 31 **MONTREAL 5 (ROY)** at Pittsburgh 1 (Pietrangelo)

Mar. 18 **MONTREAL 7 (ROY)** at Pittsburgh 2 (Barrasso)

Young replaced Barrasso at 20:00 on March 18th

AT MONTREAL (1-0-0)

WG - Lemieux

WG - Smith

WG - Richer

GOALS & SHOTS BY PERIODS:

						1ST	2ND	3RD	OVT	TOTAL
PITTSBURGH						3-26	2-28	3-38	***	8-92
MONTREAL						6-35	4-32	6-27	***	16-94
PITTSBURGH	GP	G	A	PTS	PIM	SOG	+/-			
Brown	3	3	2	5	0	6	+2			
Lemieux	2	1	3	4	2	10	+1			
Errey	3	2	1	3	0	4	E			
Coffey	3	0	3	3	2	13	-2			
Callander	2	1	0	1	0	3	E			
Quinn	3	1	0	1	4	8	-4			
Cunneyworth	2	0	1	1	0	4	-1			
Zalapski	2	0	1	1	0	3	+1			
Cullen	3	0	1	1	2	5	-1			
Barrasso	1	0	0	0	2	0	E			
Dineen	1	0	0	0	0	0	-2			
Kachowski	1	0	0	0	0	0	E			
McLlwain	1	0	0	0	0	0	E			
Recchi	1	0	0	0	0	1	-2			
Siren	1	0	0	0	0	1	E			
Stevens	1	0	0	0	2	2	-1			
Young	1	0	0	0	0	0	E			
Zemlak	1	0	0	0	0	0	E			
Buskas	2	0	0	0	0	1	E			
Caufield	2	0	0	0	4	1	E			
Dahlquist	2	0	0	0	0	0	-2			
Dykstra	2	0	0	0	2	1	-3			
Frawley	2	0	0	0	2	3	-2			
Hannan	2	0	0	0	6	2	-2			
Pietrangelo	2	0	0	0	0	0	E			
Bourque	3	0	0	0	2	12	-3			
Hillier	3	0	0	0	2	1	-3			
Johnson	3	0	0	0	2	7	-2			
Loney	3	0	0	0	2	4	-2			
TOTAL	3					(8-12-20)	36	92		
								TOTAL		
								3		(16-28-44)
									36	94

GOALTENDERS

	GP	MP	GF	GA	ENG	SO	AVG	SAVES	SPCT.	W-L-T
Pietrangelo (P)	2	120	6	9	0	0	4.50	62	.873	1-1-0
Young (P)	1	40	1	3	0	0	4.50	10	.769	0-0-0
Barrasso (P)	1	20	1	4	0	0	12.00	6	.600	0-1-0
PITTSBURGH TOTAL	3	180	8	16	0	0	5.33	78	.830	1-2-0
Roy (M)	2	120	12	3	0	0	1.50	66	.957	2-0-0
Hayward (M)	1	60	4	5	0	0	5.00	18	.783	0-1-0
MONTREAL TOTAL	3	180	16	8	0	0	2.60	84	.913	2-1-0

POWER PLAY GOALS:

PITTSBURGH (2 for 13) - Brown (2)

MONTREAL (5 for 13) - Naslund (2), Keane, Lemieux & Richer

Jock Callander scored vs Patrick Roy (Montreal) on Mar. 18th

PENALTY SHOT:

All-Time vs CANADIENS	GP	W	L	T	PTS	GF	GA
Pittsburgh Home	51	15	28	8	38	149	194
Pittsburgh Away	51	4	42	5	13	128	261
1967-1989 TOTAL	102	19	70	13	51	277	455

LAST WIN BY:

PITTSBURGH at Home:

March 25, 1988 (5-2) (0-2-0 since last win)

PITTSBURGH on Road:

October 29, 1988 (5-4) (0-0-0 since last win)

MONTREAL at Home:

October 17, 1987 (3-2) (0-2-0 since last win)

MONTREAL on Road:

March 18, 1989 (7-2) (0-0-0 since last win)



PITTSBURGH VS NEW JERSEY



1988-89	GP	W	L	T	PTS	GF	GA	PPG	SHG	PEN	PIM
PITTSBURGH	7	4	1	2	10	29	24	10-54	2	108	283
NEW JERSEY	7	1	4	2	4	24	29	7-52	0	103	326

AT PITTSBURGH (3-0-1)

Oct. 21 Pittsburgh 4 (Young) at **NEW JERSEY 6 (BURKE)**
 Dec. 10 New Jersey 4 (Burke) at Pittsburgh 4 (Barrasso)
 Dec. 23 Pittsburgh 2 (Barrasso) at New Jersey 2 (Burke)
 Dec. 31 New Jersey 6 (Terrerri) at **PITTSBURGH 8 (BARRASSO)**
 Mar. 1 New Jersey 1 (Burke) at **PITTSBURGH 4 (BARRASSO)**
 Mar. 16 **PITTSBURGH 2 (BARRASSO)** at New Jersey 1 (Terrerri)
 Mar. 25 New Jersey 4 (Burke) at **PITTSBURGH 5 (YOUNG)**
 Young replaced Tabaracci at 33:05 on October 21st
 Terreri replaced Sauve at 27:39 on December 31st
 Young replaced Barrasso at 20:00 on March 25th
 Burke replaced Sauve at 23:54 on March 25th

AT NEW JERSEY (1-1-1)

WG - Muller
 WG - Bourque
 WG - Stevens
 WG - Brown
 WG - Lemieux

GOALS & SHOTS BY PERIODS:

PITTSBURGH	1ST	2ND	3RD	OVT	TOTAL
NEW JERSEY	6-69	15-75	8-61	0-2	29-207
	11-82	8-74	5-83	0-3	24-242

PITTSBURGH	GP	G	A	PTS	PIM	SOG	+/-	NEW JERSEY	GP	G	A	PTS	PIM	SOG	+/-	
Lemieux	6	12	8	20	4	36	+5	Muller	7	5	6	11	19	24	+1	
Brown	6	3	9	12	4	17	+4	Kurvers	7	3	4	7	8	20	+5	
Quinn	7	2	8	10	6	18	E	Broten	7	2	5	7	12	13	-2	
Coffey	7	2	6	8	40	22	E	MacLean	6	1	5	6	10	16	+6	
Bourque	7	3	1	4	8	12	-1	Korn	7	2	2	4	18	7	+2	
Cunneynworth	7	3	1	4	21	17	-1	Cirella	7	0	4	4	14	9	-1	
Zalapski	6	2	2	4	8	16	+4	Albelin	4	1	2	3	0	9	+3	
Stevens	3	1	2	3	0	13	+2	Verbeek	7	1	2	3	34	16	E	
Hillier	7	0	3	3	13	6	E	Shanahan	5	2	0	2	34	9	-2	
Loney	7	1	1	2	25	10	+1	Sundstrom	5	2	0	2	6	8	+1	
Hannan	7	0	2	2	38	7	-4	Daneyko	7	2	0	2	17	18	-1	
Dineen	3	0	1	1	0	1	+2	Carlsson	6	1	1	2	4	10	-1	
Caulfield	5	0	1	1	19	1	E	Loiselle	7	1	1	2	39	11	E	
Errey	6	0	1	1	6	12	-2	Rooney	3	1	0	1	17	5	E	
Cullen	7	0	1	1	12	3	+1	Cichocki	1	0	1	1	2	1	E	
Bodger	1	0	0	0	0	0	E	Driver	1	0	1	1	2	1	E	
Kachowski	1	0	0	0	0	2	-1	Anderson	3	0	1	1	4	1	E	
Tabaracci	1	0	0	0	2	0	E	Conacher	4	0	1	1	0	4	E	
Bjurgstad	2	0	0	0	0	0	E	Johnson	4	0	1	1	4	14	-4	
Frawley	2	0	0	0	5	2	-1	O'Callahan	4	0	1	1	17	13	E	
McLlwain	2	0	0	0	0	0	E	Brown	5	0	1	1	0	15	E	
Young	2	0	0	0	0	0	E	Velischek	7	0	1	1	4	6	-4	
Zemlak	2	0	0	0	9	0	E	Huscroft	1	0	0	0	0	2	E	
Callander	3	0	0	0	2	2	E	Ojanen	1	0	0	0	0	1	E	
Dahlquist	3	0	0	0	2	0	+1	Sauve	2	0	0	0	0	0	0	E
Buskas	5	0	0	0	18	0	-2	Terrerri	2	0	0	0	0	0	0	E
Barrasso	6	0	0	0	2	0	E	Burke	5	0	0	0	4	0	0	E
Dykstra	6	0	0	0	15	2	-2	Wolanin	5	0	0	0	5	4	-2	
Johnson	7	0	0	0	24	8	-2	Maley	6	0	0	0	48	5	-4	
								Bench	7	4			4			
TOTAL	7	(29-47-66)			283	207		TOTAL	7	(24-40-64)			326	242		

GOALTENDERS	GP	MP	GF	GA	ENG	SO	AVG	SAVES	SPCT.	W-L-T
Young (P)	2	67	6	3	0	0	2.68	35	.921	1-1-0
Barrasso (P)	6	330	20	17	0	0	3.09	166	.907	3-0-2
Tabaracci (P)	1	33	3	4	0	0	7.27	17	.809	0-0-0
PITTSBURGH TOTAL	7	430	29	24	0	0	3.35	218	.901	4-1-2
Terrerri (NJ)	2	92	4	4	1	0	2.61	25	.862	0-2-0
Burke (NJ)	5	286	14	17	0	0	3.57	131	.885	1-2-2
Sauve (NJ)	2	52	6	7	0	0	8.08	21	.750	0-0-0
NEW JERSEY TOTAL	7	430	24	29	0	0	4.05	177	.859	1-4-2

POWER PLAY GOALS: PITTSBURGH (10 for 54) - Brown (3), Lemieux (2), Quinn, Cunneynworth, Bourque, Stevens & Zalapski
 NEW JERSEY (7 for 52) - Muller (3), Verbeek, Kurvers, Broten & Sundstrom

SHORTHANDED GOALS: PITTSBURGH (2) - Lemieux (2)

PENALTY SHOT: Mario Lemieux scored vs Chris Terreri Dec. 31st

All-Time vs DEVILS	GP	W	L	T	PTS	GF	GA
Pittsburgh Home	41	24	14	3	51	177	142
Pittsburgh Away	39	14	18	7	35	141	147
1974-1989 TOTAL	80	38	32	10	86	318	296

LAST WIN BY:
PITTSBURGH at Home: March 25, 1989 (5-4) (0-0-0 since last win)
PITTSBURGH on Road: March 16, 1989 (2-1) (0-0-0 since last win)
NEW JERSEY at Home: October 21, 1988 (6-4) (0-1-1 since last win)
NEW JERSEY on Road: March 31, 1988 (7-2) (0-3-1 since last win)



PITTSBURGH VS NY ISLANDERS



1988-89	GP	W	L	T	PTS	GF	GA	PPG	SHG	PEN	PIM
PITTSBURGH	7	4	2	1	9	32	26	14-39	0-0	49	130
NY ISLANDERS	7	2	4	1	5	26	32	7-30	0	59	147

AT PITTSBURGH (3-0-0)

Nov. 19 Pittsburgh 3 (Barrasso) at NY ISLANDERS 6 (HRUDEY)
 Dec. 3 NY Islanders 2 (Hrudey) at PITTSBURGH 4 (BARRASSO)
 Dec. 15 PITTSBURGH 8 (BARRASSO) at NY Islanders 2 (Hrudey)
 Dec. 20 NY Islanders 3 (Hrudey) at PITTSBURGH 5 (BARRASSO)
 Jan. 10 NY Islanders 3 (Hrudey) at PITTSBURGH 5 (BARRASSO)
 Jan. 17 Pittsburgh 2 (Pietrangelo) at NY ISLANDERS 5 (Hrudey)
 Feb. 25 Pittsburgh 5 (Barrasso) at NY Islanders 5 (Fitzpatrick)
 Pietrangelo replaced Barrasso at 25:10 on January 17th

AT NY ISLANDERS (1-2-1)

WG - Volek
 WG - Quinn
 WG - Errey
 WG - Errey
 WG - Lemieux
 WG - Volek

GOALS & SHOTS BY PERIODS:

		1ST		2ND		3RD		OVT		TOTAL					
		10-68		8-65		14-71		0-0		32-204					
		8-84		8-89		10-81		0-2		26-256					
PITTSBURGH	GP	G	A	PTS	PIM	SOG	+/-	ISLANDERS	GP	G	A	PTS	PIM	SOG	+/-
Lemieux	7	8	10	18	2	36	E	Sutter	7	6	4	10	2	21	-1
Coffey	6	2	14	16	6	26	+1	Volek	7	3	4	7	0	26	-1
Quinn	7	5	7	12	10	15	-1	LaFontaine	6	3	3	6	0	23	E
Cunneynworth	7	6	3	9	25	12	+1	Diduck	4	1	4	5	8	9	+7
Brown	6	2	6	8	6	15	-1	Trottier	7	1	4	5	2	22	+2
Errey	7	3	3	6	6	15	E	Wood	7	3	1	4	2	17	E
Zalapski	5	1	2	5	0	15	+4	Makela	7	2	2	4	0	10	+2
Cullen	7	1	2	3	0	20	-6	Norton	6	1	3	4	11	16	-4
Hannan	7	1	2	3	8	6	+3	Flatley	2	0	3	3	2	4	+1
Bourque	7	1	1	2	2	16	-2	Helminen	4	1	2	3	2	5	-1
Caufield	6	0	2	2	24	0	+4	King	4	2	1	3	2	13	E
Johnson	7	0	2	2	0	4	+1	Kerr	5	1	2	3	8	9	+1
Callander	1	1	0	1	0	2	-1	Jonsson	6	0	3	3	2	12	-1
McLwain	3	1	0	1	0	2	-2	Gilbert	7	0	3	3	6	10	+3
Hillier	5	0	1	1	8	2	-1	Dalgarno	6	2	0	2	6	10	+1
Dykstra	6	0	1	1	7	3	-1	Larson	4	0	2	2	8	16	-2
Barrasso	7	0	1	1	0	0	E	Bergevin	6	0	2	2	12	5	+1
Pietrangelo	1	0	0	0	0	0	E	Philon	6	0	1	1	28	7	E
Siren	1	0	0	0	2	0	+1	Bassen	1	0	0	0	0	1	E
Stevens	2	0	0	0	2	1	-1	Fitzgerald	1	0	0	0	2	1	+1
Zemlak	2	0	0	0	2	0	E	Fitzpatrick	1	0	0	0	0	0	E
Bjugstad	3	0	0	0	0	1	-1	Henry	1	0	0	0	0	3	E
Buskas	3	0	0	0	0	1	-1	Konroyd	1	0	0	0	0	4	+2
Dineen	3	0	0	0	2	2	-4	McBean	1	0	0	0	0	0	+1
Recchi	3	0	0	0	0	3	E	Stevens	1	0	0	0	0	0	E
Frawley	4	0	0	0	5	0	E	Walsh	1	0	0	0	0	3	-1
Dahlquist	5	0	0	0	4	4	-3	DiMaio	2	0	0	0	0	2	-2
Loney	5	0	0	0	7	3	E	Kromm	3	0	0	0	0	1	-1
Bench					2			Nylund	3	0	0	0	4	4	-2
								Morrow	4	0	0	0	12	2	E
								Hrudey	6	0	0	0	4	0	E
								Vukota	6	0	0	0	24	0	-1
TOTAL	7	(32-57-89)		130	204			TOTAL	7	(26-44-70)		147	256		

GOALTENDERS

	GP	MP	GF	GA	ENG	SO	AVG	SAVES	SPCT.	W-L-T
Barrasso (P)	7	390	30	21	1	0	3.23	215	.911	4-1-1
Pietrangelo (P)	1	35	2	3	1	0	5.14	15	.884	0-1-0
PITTSBURGH TOTAL	7	425	32	26	0	0	3.67	230	.898	4-2-1
Hrudey (NYI)	6	359	21	25	2	0	4.18	148	.855	2-4-0
Fitzpatrick (NYI)	1	65	5	5	0	0	4.62	24	.828	0-0-1
NY ISLANDERS TOTAL	7	425	26	32	0	0	4.52	172	.843	2-4-1

POWER PLAY GOALS:

PITTSBURGH (14 for 39) - Lemieux (4), Quinn (3)
 Cunneynworth (2), Bourque, Callander, Coffey & Cullen
 NY ISLANDERS (7 for 30) - Sutter (3), Volek (2),
 Helminen, & Norton

All-Time vs ISLANDERS

	GP	W	L	T	PTS	GF	GA
Pittsburgh Home	47	20	17	10	50	169	159
Pittsburgh Away	48	11	30	7	29	142	209
1972-1989 TOTAL	95	31	47	17	79	311	363

LAST WIN BY:

PITTSBURGH at Home: January 10, 1989 (5-3) (0-0-0 since last win)
PITTSBURGH on Road: December 15, 1988 (8-2) (0-1-1 since last win)
NY ISLANDERS at Home: January 17, 1989 (5-2) (0-0-1 since last win)
NY ISLANDERS on Road: December 2, 1987 (7-1) (0-5-1 since last win)



PITTSBURGH VS NY RANGERS



1988-89

PITTSBURGH
NY RANGERS

GP	W	L	T	PTS	GF	GA	PPG	SHG	PEN	PIM
7	3	3	1	7	32	32	16-47	2	114	383
7	3	3	1	7	32	32	9-50	2	112	404

AT PITTSBURGH (2-1-1)

Oct. 30 Pittsburgh 2 (Guenette) at **NY RANGERS 9** (VANBIESBROUCK)
 Nov. 23 NY Rangers 2 (Vanbiesbrouck) at **PITTSBURGH 8** (BARRASSO)
 Jan. 14 NY Rangers 4 (Froese) at Pittsburgh 4 (Barrasso)
 Jan. 15 Pittsburgh 4 (Pietrangelo) at **NY RANGERS 6** (VANBIESBROUCK)
 Feb. 18 **NY RANGERS 5** (FROESE) at Pittsburgh 3 (Barrasso)
 Mar. 26 **PITTSBURGH 6** (YOUNG) at NY Rangers 4 (Vanbiesbrouck)
 Apr. 1 NY Rangers 2 (Vanbiesbrouck) at **PITTSBURGH 5** (BARRASSO)
 Pietrangelo replaced Guenette at 8:56 on October 30th
 Froese replaced Vanbiesbrouck at 43:04 on April 1st

AT NY RANGERS (1-2-0)

WG-Sandstrom
 WG-Zalapski
 WG-Miller
 WG-Lafleur
 WG-Quinn
 WG-Stevens

GOALS & SHOTS BY PERIODS:

PITTSBURGH		1ST		2ND		3RD		OVT		TOTAL					
NY RANGERS		10-86		12-69		10-59		0-5		32-219					
NY RANGERS		12-89		12-93		8-84		0-1		32-267					
PITTSBURGH	GP	G	A	PTS	PIM	SOG	+/-	NY RANGERS	GP	G	A	PTS	PIM	SOG	+/-
Lemieux	7	5	10	15	10	28	+2	Granato	7	8	5	13	12	40	+7
Brown	6	5	5	10	35	17	+2	Leetch	6	4	8	12	9	39	+4
Coffey	6	2	8	10	14	34	+1	Sandstrom	7	4	5	9	32	23	+3
Quinn	7	5	4	9	29	18	-7	Kisio	7	1	6	7	11	7	+5
Zalapski	5	2	6	8	0	8	-2	Ogrodnick	4	4	2	6	4	18	+3
Errey	7	2	5	7	34	12	+7	Wilson	3	1	5	6	0	5	E
Hillier	6	1	4	5	19	3	+2	Mullen	7	1	3	4	16	22	+1
Callander	4	1	3	4	0	7	+2	Dahlen	6	2	1	3	22	8	-1
Bourque	7	1	3	4	6	12	-9	Greschner	6	0	3	3	44	7	+5
Cullen	7	1	3	4	24	12	-6	Maloney	2	1	1	2	2	5	+2
Stevens	2	2	1	3	4	4	+1	Shaw	6	1	1	2	29	8	+5
Loney	6	2	1	3	20	12	-3	Lafleur	7	1	1	2	0	8	-1
Cunneynworth	6	1	1	2	27	13	-4	Dionne	3	0	2	2	2	3	+1
Hannan	6	1	1	2	25	4	-3	Nilan	4	0	2	2	69	4	E
Barrasso	4	0	2	2	4	0	-	Petit	5	0	2	2	21	12	E
Dahlquist	4	0	2	2	4	6	-3	Lawton	1	1	0	1	19	2	E
Siren	1	1	0	1	2	3	-2	Turcotte	2	1	0	1	0	4	E
Johnson	7	0	1	1	25	11	E	Lafreniere	2	1	0	1	0	3	+2
Ganchar	1	0	0	0	0	3	-2	Miller	2	1	0	1	0	2	+1
Guenette	1	0	0	0	0	0	-	Hardy	4	0	1	1	13	6	+1
Kachowski	1	0	0	0	7	0	+1	Erixon	5	0	1	1	4	3	+2
Young	1	0	0	0	2	0	-	Patrick	6	0	1	1	19	12	+4
Zemlak	1	0	0	0	0	0	E	Bloemberg	1	0	0	0	0	0	+1
Bjugstad	2	0	0	0	0	2	-3	Lavolette	1	0	0	0	0	0	E
McLwain	2	0	0	0	2	3	E	Paterson	1	0	0	0	22	0	E
Pietrangelo	2	0	0	0	2	0	-1	Ruff	2	0	0	0	4	5	-2
Recchi	2	0	0	0	0	1	-1	Wheeldon	1	0	0	0	0	0	E
Buskas	4	0	0	0	26	2	E	Froese	3	0	0	0	2	0	-
Dineen	4	0	0	0	4	1	-1	Kennedy	2	0	0	0	0	1	+1
Frawley	3	0	0	0	2	0	-3	Maciver	2	0	0	0	0	1	+1
Caufield	5	0	0	0	47	0	E	Vanbiesbck	6	0	0	0	4	0	-
Dykstra	5	0	0	0	9	3	-2	Poeschek	6	0	0	0	24	2	-3
								DeBlois	7	0	0	0	16	13	-3
								Bench					2		
TOTAL	7	(32-60-92)		383	219			TOTAL	7	(32-50-82)		404	267		

GOALTENDERS

	GP	MP	GF	GA	ENG	SO	AVG	SAVES	SPCT.	W-L-T
Barrasso (P)	4	244	20	12	1	0	2.95	130	.915	2-1-1
Young (P)	1	60	6	4	0	0	4.00	30	.882	1-0-0
Pietrangelo (P)	2	111	6	11	0	0	5.95	67	.859	0-1-0
Guenette (P)	1	9	0	4	0	0	26.67	8	.667	0-1-0
PITTSBURGH TOTAL	7	424	32	32	0	4.53	235	.880	.880	3-3-1
Froese (NYR)	3	142	10	7	0	0	2.96	74	.914	1-0-1
Vanbiesbrouck (NYR)	5	282	22	24	1	0	5.11	113	.825	2-3-0
NY RANGERS TOTAL	7	424	32	32	0	4.53	187	.854	.854	3-3-1

POWER PLAY GOALS:

PITTSBURGH (16 for 47) - Brown (4), Lemieux (3), Quinn (3), Zalapski, Cunneynworth, Callander, Hannan, Coffey & Stevens
NY RANGERS (9 for 50) - Leetch (2), Granato (2), Sandstrom (2), Kisio, Dahlen & Lawton

SHORTHANDED GOALS:

PITTSBURGH (2) - Hillier & Zalapski
NY RANGERS (2) - Granato & Leetch

All-Time vs RANGERS	GP	W	L	T	PTS	GF	GA
Pittsburgh Home	62	21	31	10	52	211	232
Pittsburgh Away	61	21	33	7	49	203	257
1967-1989 TOTAL	123	42	64	17	101	414	489

LAST WIN BY:

PITTSBURGH at Home: April 1, 1989 (5-2) (0-0-0 since last win)
PITTSBURGH on Road: March 26, 1989 (6-4) (0-0-0 since last win)
NY RANGERS at Home: January 15, 1989 (6-4) (0-1-0 since last win)
NY RANGERS on Road: February 18, 1989 (5-3) (0-1-0 since last win)



PITTSBURGH VS PHILADELPHIA



1988-89	GP	W	L	T	PTS	GF	GA	PPG	SHG	PEN	PIM
PITTSBURGH	7	4	3	0	8	28	25	9-44	2	109	387
PHILADELPHIA	7	3	4	0	6	25	28	11-45	1	103	361

AT PITTSBURGH (2-1-0)

Oct. 18	Philadelphia 2 (Hextall) at PITTSBURGH 4 (GUENETTE)
Nov. 6	Pittsburgh 4 (Guenette) at PHILADELPHIA 5 (LAFORST)
Nov. 25	Philadelphia 3 (Hextall) at PITTSBURGH 4 (PIETRANGELO)
Dec. 8	Pittsburgh 3 (Barrasso) at PHILADELPHIA 4 (HEXTALL)
Dec. 29	PHILADELPHIA 3 (HEXTALL) at Pittsburgh 2 (Barrasso)
Feb. 2	PITTSBURGH 5 (YOUNG) at Philadelphia 3 (Hextall)
Apr. 2	PITTSBURGH 6 (YOUNG) at Philadelphia 5 (Hextall)

AT PHILADELPHIA (2-2-0)

WG - Errey
WG - Sulliman
WG - Stevens
WG - Tocchet
WG - Propp
WG - Brown
WG - Lemieux *

Guenette replaced Pietrangelo at 33:10 on November 6th
 * Lemieux scored at 3:38 of overtime on April 2nd

GOALS & SHOTS BY PERIODS:

PITTSBURGH	1ST	2ND	3RD	OVT	TOTAL
PHILADELPHIA	10-46	9-71	8-64	1-1	28-182
	8-74	8-78	9-89	0-1	25-242

PITTSBURGH	GP	G	A	PTS	PIM	SOG	+/-	PHILADELPHIA	GP	G	A	PTS	PIM	SOG	+/-
Lemieux	6	7	3	10	26	24	+4	Eklund	7	3	5	8	9	25	-5
Brown	7	3	7	10	6	15	+5	Propp	7	3	5	8	12	27	-4
Cullen	7	3	4	7	4	15	+3	Carkner	7	2	6	6	15	12	-2
Quinn	7	3	4	7	19	10	-4	Kerr	6	4	2	6	11	19	-4
Coffey	6	2	4	6	21	21	+2	Tocchet	6	3	3	6	22	28	-4
Cunneyworth	6	3	2	5	11	17	E	Sutter	4	3	2	5	4	1	-1
Errey	7	2	3	5	17	10	+4	Howe	4	1	2	3	2	13	-5
Bourque	7	2	2	4	4	15	+2	Wells	7	1	2	3	19	9	-1
Stevens	2	3	0	3	7	5	+2	Poulin	7	0	3	3	4	6	+1
Zalapski	6	0	3	3	8	8	+4	Mellanby	7	2	0	2	54	14	+1
Bodger	2	0	2	2	5	7	E	Bullard	4	1	1	2	5	10	+2
Loney	4	0	2	2	11	2	+1	Zezel	3	0	2	2	5	5	E
Hannan	6	0	2	2	36	9	E	Samuelsson	6	0	2	2	7	7	-1
Dahlquist	5	0	1	1	8	3	-1	Murphy	7	0	2	2	14	14	-4
Hillier	5	0	1	1	11	1	-2	Sulliman	5	1	0	1	0	1	E
Bjugstad	1	0	0	0	2	0	E	Smith	7	1	0	1	2	12	-1
Kachowski	1	0	0	0	2	0	E	Mantha	2	0	1	1	0	6	-1
Siren	1	0	0	0	2	1	E	Sinisalo	2	0	1	1	0	2	-1
Barrasso	2	0	0	0	0	0	E	Craven	3	0	1	1	6	2	E
Caliaender	2	0	0	0	0	1	E	Brown	6	0	1	1	27	1	-2
Guenette	2	0	0	0	0	0	E	Chychrun	7	0	1	1	30	3	E
Pietrangelo	2	0	0	0	0	0	E	Acton	1	0	0	0	0	4	-1
Young	2	0	0	0	0	0	E	Freer	1	0	0	0	0	0	E
Dineen	3	0	0	0	2	2	+1	Harding	1	0	0	0	25	1	+1
Buskas	5	0	0	0	2	1	+2	LaForest	1	0	0	0	0	0	E
Caufield	6	0	0	0	44	0	-1	Roupe	1	0	0	0	0	1	E
Zemlak	5	0	0	0	56	1	-1	Huffman	2	0	0	0	15	0	E
Dykstra	6	0	0	0	19	5	+1	Nachbaur	3	0	0	0	7	1	E
Frawley	6	0	0	0	26	3	-1	Berube	5	0	0	0	31	3	E
Johnson	7	0	0	0	38	6	+4	Hextall	6	0	0	0	2	0	E
TOTAL	7	(28-40-68)			387	182		TOTAL	7	(25-42-67)			361	242	

GOALTENDERS

	GP	MP	GF	GA	ENG	SO	AVG	SAVES	SPCT	W-L-T
Guenette (P)	2	87	5	3	0	0	2.07	30	.909	1-1-0
Barrasso (P)	2	118	5	7	0	0	3.56	52	.881	0-2-0
Young (P)	2	124	11	8	0	0	3.87	77	.906	2-0-0
Pietrangelo (P)	2	93	7	7	0	0	4.52	58	.892	1-0-0
PITTSBURGH TOTAL	7	424	28	25	0	0	3.79	217	.897	4-3-0
Hextall (PH)	6	364	20	22	2	0	3.63	131	.856	2-4-0
LaForest (PH)	1	60	5	4	0	0	4.00	23	.852	1-0-0
PHILADELPHIA TOTAL	7	424	25	28	0	0	3.96	154	.846	3-4-0

POWER PLAY GOALS:

PITTSBURGH (9 for 44) - Cullen (3), Quinn (2), Lemieux, Cunneyworth, Coffey & Stevens
PHILADELPHIA (11 for 45) - Kerr (3), Propp (2), Tocchet (2), Howe, Mellanby & Eklund

SHORTHANDED GOALS:

PITTSBURGH (2) - Errey & Lemieux
PHILADELPHIA (1) - Carkner

All-Time vs FLYERS

Pittsburgh Home	GP	W	L	T	PTS	GF	GA
Pittsburgh Away	66	26	27	13	65	206	206
1967-1989 TOTAL	134	33	82	19	85	360	522

LAST WIN BY:

PITTSBURGH at Home	November 25, 1988 (4-3) (0-1-0 since last win)
PITTSBURGH on Road	April 2, 1989 (6-5 OT) (0-0-0 since last win)
PHILADELPHIA at Home	December 8, 1988 (4-3) (0-2-0 since last win)
PHILADELPHIA on Road	December 29, 1988 (3-2) (0-0-0 since last win)



PITTSBURGH VS QUEBEC



1988-89	GP	W	L	T	PTS	GF	GA	PPG	SHG	PEN	PIM
PITTSBURGH	3	1	2	0	2	8	16	2-14	1	36	139
QUEBEC	3	2	1	0	4	16	8	4-15	1	32	126

AT PITTSBURGH (1-1-0)

Nov. 3 **QUEBEC 6** (MASON) at Pittsburgh (Guenette)
 Feb. 9 Quebec 2 (Gosselin) at **PITTSBURGH 5** (YOUNG)
 Feb. 11 Pittsburgh 1 (Young) at **QUEBEC 8** (TUGNUTT)

AT QUEBEC (0-1-0)

WG - Poddubny
 WG - Bjugstad
 WG - P. Stastny

Pietrangelo replaced Young from 12:54 to 46:59 on February 11th

GOALS & SHOTS BY PERIODS:	1ST	2ND	3RD	OVT	TOTAL
PITTSBURGH	1-22	3-34	4-38	***	8-94
QUEBEC	7-30	4-31	5-27	***	16-88

PITTSBURGH	GP	G	A	PTS	PIM	SOG	+/-	QUEBEC	GP	G	A	PTS	PIM	SOG	+/-	
Lemieux	3	2	3	5	0	9	-1	Poddubny	3	3	4	7	4	12	+4	
Brown	3	1	2	3	12	5	-4	Goulet	3	2	4	6	2	12	E	
Cullen	3	2	0	2	15	5	-4	P. Stastny	2	5	0	5	2	7	E	
Coffey	3	0	2	2	4	17	-4	Brown	3	0	4	4	0	8	E	
Bodger	1	1	0	1	2	4	+1	Hough	2	2	1	3	0	4	+3	
Bjugstad	2	1	0	1	0	3	E	Jarvi	3	0	3	3	0	3	+5	
Errey	3	1	0	1	0	5	-1	Fortier	2	1	1	2	5	3	+1	
Zalapski	1	0	1	1	0	1	-1	Gillis	3	1	1	2	0	9	E	
Dahlquist	2	0	1	1	0	1	E	Picard	3	1	1	2	2	6	+2	
Dykstra	2	0	1	1	0	0	E	Sakic	3	1	1	2	2	6	-1	
Hannan	2	0	1	1	4	2	E	Finn	3	0	2	2	21	5	+4	
Bourque	3	0	1	1	2	8	-4	Cote	1	0	1	1	0	0	+1	
Buskas	1	0	0	0	9	0	-1	Gosselin	1	0	1	1	0	0	E	
Callander	1	0	0	0	2	1	-1	Latta	1	0	1	1	0	2	+2	
Guenette	1	0	0	0	0	0	E	Tugnutt	1	0	1	1	2	0	E	
Kachowski	1	0	0	0	7	0	E	McRae	2	0	1	1	2	3	+1	
Pietrangelo	1	0	0	0	0	0	E	Moller	2	0	1	1	4	3	E	
Caufield	2	0	0	0	9	1	+1	Leschyshyn	3	0	1	1	1	9	0	+3
Cunneynworth	2	0	0	0	27	5	-1	Albelin	1	0	0	0	15	0	+1	
Dineen	2	0	0	0	15	3	E	Donnelly	1	0	0	0	0	0	E	
Frawley	2	0	0	0	2	3	E	Lambert	1	0	0	0	9	1	E	
Young	2	0	0	0	2	0	E	Mason	1	0	0	0	0	0	E	
Hillier	3	0	0	0	11	1	-4	Smyth	1	0	0	0	20	0	E	
Johnson	3	0	0	0	2	3	-3	A. Stastny	1	0	0	0	2	0	+1	
Loney	3	0	0	0	9	4	E	Vermette	1	0	0	0	5	1	E	
Quinn	3	0	0	0	0	12	-4	Gronstrand	2	0	0	0	0	0	+2	
Zemlak	3	0	0	0	5	1	E	Kimble	2	0	0	0	20	0	+2	
								Steinburg	2	0	0	0	0	3	E	
								Duchesne	3	0	0	0	0	0	E	
TOTAL	3	(8-12-20)			139	94		TOTAL	3	(16-29-45)			126	88		

GOALTENDERS

	GP	MP	GF	GA	ENG	SO	AVG	SAVES	SPCT.	W-L-T
Young (P)	2	86	5	6	0	0	4.19	36	.859	1-1-0
Guenette (P)	1	60	2	6	0	0	6.00	19	.760	0-1-0
Pietrangelo (P)	1	34	1	4	0	0	7.06	17	.809	0-0-0
PITTSBURGH TOTAL	3	180	8	16	0	0	5.33	72	.818	1-2-0
Tugnutt (Q)	1	60	8	1	0	0	1.00	29	.967	1-0-0
Mason (Q)	1	60	6	2	0	0	2.00	33	.943	1-0-0
Gosselin (Q)	1	60	2	5	0	0	5.00	24	.828	0-1-0
QUEBEC TOTAL	3	180	16	8	0	0	2.67	86	.915	2-1-0

POWER PLAY GOALS:

PITTSBURGH (2 for 14) - Cullen & Lemieux
 QUEBEC (4 for 15) - Goulet (2) & P. Stastny (2)

SHORTHANDED GOAL:

PITTSBURGH (1) - Errey
 QUEBEC (1) - Hough

All-Time vs NORDIQUES

	GP	W	L	T	PTS	GF	GA
Pittsburgh Home	16	8	6	2	18	65	70
Pittsburgh Away	16	7	9	0	14	58	75
1979-1989 TOTAL	32	15	15	2	32	123	145

LAST WIN BY:

PITTSBURGH at Home: February 9, 1989 (5-2) (0-0-0 since last win)
PITTSBURGH on Road: March 27, 1988 (6-3) (0-1-0 since last win)
QUEBEC at Home: February 11, 1989 (8-1) (0-0-0 since last win)
QUEBEC on Road: November 3, 1988 (6-2) (0-1-0 since last win)



PITTSBURGH VS ST. LOUIS



1988-89	GP	W	L	T	PTS	GF	GA	PPG	SHG	PEN	PIM
PITTSBURGH	3	1	1	1	3	15	9	6-24	0	31	93
ST. LOUIS	3	1	1	1	3	9	15	4-17	1	38	118

AT PITTSBURGH (1-0-1)

Oct. 15 St. Louis 2 (Riendeau) at **PITTSBURGH 9 (GUENETTE)**
 Oct. 27 Pittsburgh 3 (Guenette) at **ST. LOUIS 4 (MILLEN)**
 Feb. 3 St. Louis 3 (Millen) at Pittsburgh 3 (Barrasso)

AT ST. LOUIS (0-1-0)

WG - Zalapski
 WG - Meagher

GOALS & SHOTS BY PERIODS:

PITTSBURGH	1ST	2ND	3RD	OVT	TOTAL
	3-28	4-25	8-33	0-6	15-92
ST. LOUIS	5-42	3-27	1-22	0-1	9-92

PITTSBURGH	GP	G	A	PTS	PIM	SOG	+/-	ST. LOUIS	GP	G	A	PTS	PIM	SOG	+/-
Lemieux	3	3	8	11	2	20	+4	Hull	3	1	3	4	0	7	-4
Brown	3	3	3	6	2	9	+5	Hrkac	3	2	1	3	0	10	E
Coffey	3	1	3	4	8	13	+2	G. Cavallini	2	0	3	3	5	3	+1
Cullen	3	1	3	4	2	4	+1	Meagher	3	2	0	2	2	6	-2
Quinn	3	1	3	4	2	2	E	Paslawski	3	2	0	2	0	7	E
Zalapski	2	1	1	2	0	4	+1	Benning	2	1	1	2	2	4	E
Bourque	3	1	1	2	10	9	E	Ronning	1	0	2	2	0	4	E
Dykstra	3	1	1	2	9	4	E	Bullard	2	1	0	1	4	6	-1
Errey	3	1	1	2	2	4	+4	Evans	1	0	1	1	2	1	+1
Johnson	3	1	1	2	2	2	+2	P. Cavallini	3	0	1	1	4	7	-2
Loney	3	1	0	1	9	6	+1	Raglan	2	0	1	1	13	4	+1
Barrasso	1	0	1	1	0	0	E	Federko	3	0	1	1	10	5	-5
Bodger	1	0	1	1	0	1	+1	Tilley	3	0	1	1	17	5	-1
Buskas	2	0	1	1	5	2	+1	Tuttle	3	0	1	1	0	2	-1
Frawley	3	0	1	1	0	5	E	Dirk	1	0	0	0	0	0	E
Bjugstad	1	0	0	0	0	0	E	Ewen	1	0	0	0	0	1	E
Callander	1	0	0	0	0	0	-1	Lalor	1	0	0	0	0	1	E
Caufield	1	0	0	0	19	0	E	Riendeau	1	0	0	0	0	0	E
Dahlquist	1	0	0	0	0	0	+1	Zezel	1	0	0	0	0	2	E
Dineen	1	0	0	0	0	2	-1	Coxe	2	0	0	0	17	1	-1
Recchi	1	0	0	0	0	1	E	Gingras	2	0	0	0	2	5	-4
Siren	1	0	0	0	2	0	E	Millen	2	0	0	0	0	0	E
Zemlak	1	0	0	0	4	0	E	McKegney	3	0	0	0	7	4	E
Cunneyworth	2	0	0	0	0	3	-1	Momesso	3	0	0	0	9	6	-2
Guenette	2	0	0	0	0	0	E	Richter	3	0	0	0	6	0	E
Hannan	2	0	0	0	0	0	E	Roberts	3	0	0	0	18	1	-1
Hillier	2	0	0	0	4	1	E								
Kachowski	2	0	0	0	7	0	E								
Bench					4										
TOTAL	3		(15-29-44)		93	92		TOTAL	3		(9-16-25)		118	92	

GOALTENDERS

	GP	MP	GF	GA	ENG	SO	AVG	SAVES	SPCT.	W-L-T
Barrasso (P)	1	65	3	3	0	0	2.77	35	.921	0-0-1
Guenette (P)	2	120	12	6	0	0	3.00	48	.889	1-1-0
PITTSBURGH TOTAL	3	185	15	9	0	0	2.92	83	.902	1-1-1
Millen (ST)	2	125	7	6	0	0	2.88	51	.895	1-0-1
Riendeau (ST)	1	60	2	9	0	0	9.00	26	.743	0-1-0
ST. LOUIS TOTAL	3	185	9	15	0	0	4.86	77	.837	1-1-1

POWER PLAY GOALS:

PITTSBURGH (6 for 24) - Brown (2), Cullen, Bourque, Coffey & Lemieux

ST. LOUIS (4 for 17) - Hrkac (2), Hull & Paslawski

SHORTHANDED GOALS:

ST. LOUIS (1) - Meagher

All-Time vs BLUES

	GP	W	L	T	PTS	GF	GA
Pittsburgh Home	50	22	17	11	55	185	149
Pittsburgh Away	51	13	33	5	31	136	196
1967-1989 TOTAL	101	35	50	16	86	321	345

LAST WIN BY:

PITTSBURGH at Home: October 15, 1988 (9-2) (0-0-1 since last win)

PITTSBURGH on Road: January 18, 1986 (5-2) (0-3-1 since last win)

ST. LOUIS at Home: October 27, 1988 (4-3) (0-0-0 since last win)

ST. LOUIS on Road: February 21, 1988 (5-4) (0-1-1 since last win)



PITTSBURGH VS TORONTO



1988-89	GP	W	L	T	PTS	GF	GA	PPG	SHG	PEN	PIM
PITTSBURGH	3	2	1	0	4	16	10	3-15	0	19	54
TORONTO	3	1	2	0	2	10	16	1-11	3	24	75

AT PITTSBURGH (1-0-0)

Nov. 10 Toronto 1 (Wregget) at **PITTSBURGH 5** (PIETRANGELO)
 Nov. 16 Pittsburgh 5 (Barrasso) at **TORONTO 8** (WREGGET)
 Dec. 21 **PITTSBURGH 6** (PIETRANGELO) at Toronto 1 (Wregget)

AT TORONTO (1-1-0)

WG - Bourque
 WG - IafRATE
 WG - Lemieux

GOALS & SHOTS BY PERIODS:

PITTSBURGH	1ST	2ND	3RD	OVT	TOTAL
	6-27	7-30	3-24	***	16-81
TORONTO	5-31	3-27	2-39	***	10-97

PITTSBURGH	GP	G	A	PTS	PIM	SOG	+/-	TORONTO	GP	G	A	PTS	PIM	SOG	+/-
Lemieux	3	4	5	9	2	9	+3	Dampousse	3	0	4	4	2	8	+1
Errey	3	4	2	6	4	9	+5	Marois	3	2	1	3	4	6	-1
Brown	3	2	4	6	0	5	+5	IafRATE	3	2	0	2	0	7	+3
Cullen	3	1	5	6	0	7	E	Daoust	3	1	1	2	2	6	+1
Coffey	3	1	4	5	2	12	-1	Laxdal	3	1	1	2	12	3	-1
Quinn	3	1	2	3	0	10	+1	Olczyk	3	1	1	2	2	7	E
Bourque	3	1	1	2	2	3	E	Fergus	3	0	2	2	0	9	-5
Zalapski	3	0	2	2	4	2	+2	Laughlin	2	1	0	1	2	3	-1
Loney	2	1	0	1	10	4	+1	Curran	3	1	0	1	12	6	E
Buskas	3	1	0	1	4	2	+3	Reid	3	1	0	1	0	2	+2
Hillier	2	0	1	1	4	0	+3	Gill	1	0	1	1	0	2	+1
Cunneyworth	3	0	1	1	0	7	E	Veitch	2	0	1	1	0	3	E
Johnson	3	0	1	1	4	2	+2	Lanz	3	0	1	1	2	8	-5
Barrasso	1	0	0	0	2	0	E	Marsh	3	0	1	1	4	3	-5
Bodger	1	0	0	0	0	1	+2	Osborne	3	0	1	1	4	1	-1
Caufield	1	0	0	0	2	1	-1	Secord	3	0	1	1	2	5	-5
Recchi	1	0	0	0	0	0	-1	Dallman	1	0	0	0	0	1	E
Siren	1	0	0	0	0	2	-1	Gagne	1	0	0	0	0	3	-2
Zemlak	1	0	0	0	0	0	E	Kordic	2	0	0	0	15	4	-1
Dahlquist	2	0	0	0	0	1	E	Kotsopoulos	2	0	0	0	4	2	+1
Dykstra	2	0	0	0	10	2	-1	Leeman	2	0	0	0	0	4	-2
McLlwain	2	0	0	0	0	0	-1	Salming	2	0	0	0	2	4	-3
Pietrangelo	2	0	0	0	0	0	E	Wregget	3	0	0	0	4	0	E
Frawley	3	0	0	0	0	0	E	Bench					2		
Hannan	3	0	0	0	2	2	-1								
Bench															
TOTAL	3	(16-28-44)	54	81				TOTAL	3	(10-16-26)	75	97			

GOALTENDERS

	GP	MP	GF	GA	ENG	SO	AVG	SAVES	SPCT.	W-L-T
Pietrangelo (P)	2	120	11	2	0	0	1.00	61	.968	2-0-0
Barrasso (P)	1	60	5	7	1	0	7.00	26	.788	0-1-0
PITTSBURGH TOTAL	3	180	16	10	0	0	3.33	65	.802	2-1-0
Wregget (T)	3	180	10	16	0	0	5.33	65	.802	1-2-0
TORONTO TOTAL	3	180	10	16	0	0	5.33	65	.802	1-2-0

POWER PLAY GOALS:

PITTSBURGH (3 for 15) - Lemieux (2) & Brown
 TORONTO (1 for 11) - Laxdal

SHORTHANDED GOAL:

TORONTO (3) - Daoust, Olczyk & IafRATE

All-Time vs MAPLE LEAFS

	GP	W	L	T	PTS	GF	GA
Pittsburgh Home	47	24	18	5	53	175	150
Pittsburgh Away	47	16	21	10	42	156	187
1967-1989 TOTAL	94	40	39	15	95	331	337

LAST WIN BY:

PITTSBURGH at Home: November 10, 1988 (5-1) (0-0-0 since last win)
PITTSBURGH on Road: December 21, 1988 (6-1) (0-0-0 since last win)
TORONTO at Home: November 16, 1988 (8-5) (0-1-0 since last win)
TORONTO on Road: October 29, 1987 (4-0) (0-2-0 since last win)



PITTSBURGH VS VANCOUVER



1988-89	GP	W	L	T	PTS	GF	GA	PPG	SHG	PEN	PIM
PITTSBURGH	3	2	1	0	4	14	12	3-13	1	30	93
VANCOUVER	3	1	2	0	2	12	14	4-16	1	24	57

AT PITTSBURGH (1-1-0)

Nov. 1 Vancouver 3 (Weeks) at **PITTSBURGH 5** (GUENETTE)
 Nov. 13 **PITTSBURGH 4** (PIETRANGELO) at Vancouver 2 (Weeks)
 Jan. 7 **VANCOUVER 7** (MCLEAN) at Pittsburgh 5 (Barrasso)
 Pietrangelo replaced Barrasso at 27:58 on January 7th

AT VANCOUVER (1-0-0)

WG - Lemieux
 WG - Coffey
 WG - Tanti

GOALS & SHOTS BY PERIODS:

PITTSBURGH	1ST	2ND	3RD	OVT	TOTAL
PITTSBURGH	3-35	5-19	6-27	***	14-81
VANCOUVER	4-46	5-34	3-31	***	12-111

PITTSBURGH	GP	G	A	PTS	PIM	SOG	+/-	VANCOUVER	GP	G	A	PTS	PIM	SOG	+/-
Lemieux	3	3	6	9	12	10	+4	Tanti	3	4	1	5	0	12	+2
Coffey	3	4	1	5	4	12	+1	Bradley	3	1	2	3	2	13	+2
Brown	3	3	1	4	4	8	+3	Pederson	3	1	2	3	0	5	-1
Cunneyworth	3	1	2	3	2	8	+1	Sandlak	3	1	2	3	8	10	E
Quinn	3	1	2	3	2	5	-2	Lidster	3	0	3	3	9	9	-1
Cullen	3	0	3	3	7	5	+3	Sutter	3	2	0	2	2	8	+3
Hillier	3	0	3	3	6	2	+3	Hodgson	1	1	1	2	0	4	-1
Johnson	3	0	2	2	6	2	+1	Adams	3	1	1	2	0	8	-6
Bourque	3	1	0	1	2	4	E	Butcher	3	0	2	2	14	3	+1
Loney	3	1	0	1	17	7	+3	Nordmark	3	0	2	2	6	7	-2
Bodger	1	0	1	1	0	1	+1	Reinhart	3	0	2	2	0	3	E
Guenette	1	0	1	1	0	0	E	Smyl	3	1	0	1	4	2	E
Kachowski	1	0	1	1	0	0	E	Skriko	2	0	1	1	2	1	-3
Barrasso	1	0	0	0	12	0	E	Bozek	3	0	1	1	0	4	-1
Bjogstad	1	0	0	0	0	1	E	Linden	3	0	1	1	2	6	-3
Calliander	1	0	0	0	2	0	+1	Melnyk	3	0	1	1	0	4	-2
Dahlquist	1	0	0	0	0	3	-1	Benning	1	0	0	0	0	3	E
McLlwain	1	0	0	0	0	0	E	McLean	1	0	0	0	0	0	E
Siren	1	0	0	0	0	0	+2	Murphy	1	0	0	0	0	1	E
Caufield	2	0	0	0	4	0	E	Stern	1	0	0	0	2	4	-1
Dykstra	2	0	0	0	0	1	-2	Weeks	1	0	0	0	0	0	E
Hannan	2	0	0	0	0	1	-1	Bruce	2	0	0	0	2	1	-2
Pietrangelo	2	0	0	0	0	0	E	Guy	2	0	0	0	2	2	-2
Zalapski	2	0	0	0	2	2	+2	Snepsts	2	0	0	0	2	1	E
Buskas	3	0	0	0	0	0	E								
Errey	3	0	0	0	6	8	+1								
Frawley	3	0	0	0	5	1	E								
TOTAL	3	(14-23-37)	93	81				TOTAL	3	(12-22-34)	57	111			

GOALTENDERS

	GP	MP	GF	GA	ENG	SO	AVG	SAVES	SPCT.	W-L-T
Pietrangelo (P)	2	92	9	3	0	0	1.96	46	.938	1-0-0
Guenette (P)	1	60	5	3	0	0	3.00	25	.893	1-0-0
Barrasso (P)	1	28	0	6	0	0	12.86	28	.824	0-1-0
PITTSBURGH TOTAL	3	180	14	12	0	0	4.00	99	.892	2-1-0
Weeks (V)	2	119	5	8	1	0	4.03	37	.822	1-1-0
McLean (V)	1	60	7	5	0	0	5.00	30	.857	1-0-0
VANCOUVER TOTAL	3	180	12	14	0	0	4.67	67	.827	1-2-0

POWER PLAY GOALS:

PITTSBURGH (3 for 13) - Brown, Quinn & Bourque

VANCOUVER (4 for 16) - Pederson, Adams, Tanti & Bradley

SHORTHANDED GOALS:

PITTSBURGH (1) - Lemieux

VANCOUVER (1) - Sutter

All-Time vs CANUCKS

	GP	W	L	T	PTS	GF	GA
Pittsburgh Home	37	23	8	6	52	167	130
Pittsburgh Away	37	17	17	3	37	144	139
1970-1989 TOTAL	74	40	25	9	89	311	269

LAST WIN BY:

PITTSBURGH at Home:

November 1, 1988 (5-3) (0-1-0 since last win)

PITTSBURGH on Road:

November 13, 1988 (4-2) (0-0-0 since last win)

VANCOUVER at Home:

November 17, 1988 (5-0) (0-1-0 since last win)

VANCOUVER on Road:

January 7, 1989 (7-5) (0-0-0 since last win)



PITTSBURGH VS WASHINGTON



1988-89	GP	W	L	T	PTS	GF	GA	PPG	SHG	PEN	PIM
PITTSBURGH	7	4	3	0	8	31	35	10-36	3	95	273
WASHINGTON	7	3	4	0	6	35	31	13-58	0	76	224

AT PITTSBURGH (2-1-0)

Oct. 7 **PITTSBURGH 6 (YOUNG)** at Washington 4 (Malarchuk)
 Oct. 11 Washington 7 (Malarchuk) at **PITTSBURGH 8 (YOUNG)**
 Nov. 25 **PITTSBURGH 5 (BARRASSO)** at Washington 3 (Malarchuk)
 Nov. 30 Washington 4 (Malarchuk) at **PITTSBURGH 6 (BARRASSO)**
 Jan. 2 Pittsburgh 0 (Barrasso) at **WASHINGTON 8 (PEETERS)**
 Mar. 3 Pittsburgh 2 (Barrasso) at **WASHINGTON 4 (BEAUPRE)**
 Mar. 22 **WASHINGTON 5 (PEETERS)** at Pittsburgh 4 (Young)
 Malarchuk replaced Peeters at 27:43 on October 11th
 Pietrangelo replaced Barrasso at 59:50 on November 25th
 Pietrangelo replaced Barrasso at 26:25 on January 2nd

AT WASHINGTON (2-2-0)

WG - Cunneynworth
 WG - Errey
 WG - Quinn
 WG - Brown
 WG - Stevens
 WG - Pivonka
 WG - Courttnall

GOALS & SHOTS BY PERIODS:

PITTSBURGH	1ST	2ND	3RD	OVT	TOTAL
WASHINGTON	12-52	11-57	8-48	***	31-157
WASHINGTON	9-90	17-87	9-82	***	35-259

PITTSBURGH	GP	G	A	PTS	PIM	SOG	+/-	WASHINGTON	GP	G	A	PTS	PIM	SOG	+/-
Brown	6	7	9	16	21	18	+1	Ridley	7	7	5	12	0	23	+4
Lemieux	7	7	6	13	16	17	-1	Courttnall	7	5	3	10	24	28	+1
Coffey	5	3	5	8	28	18	-2	Gartner	4	4	3	7	4	15	-2
Cunneynworth	7	4	2	6	11	16	E	Gustafsson	2	5	7	0	15	-2	
Quinn	7	2	3	5	10	13	-3	Christian	7	5	2	7	0	17	-1
Zalapski	5	2	3	5	2	2	+2	Hunter	7	1	6	7	29	14	-4
Bourque	7	1	4	5	4	12	+1	Stevens	7	1	6	7	33	22	+3
Hannan	7	1	4	5	2	7	+1	Murphy	6	0	6	6	6	16	E
Errey	4	1	3	4	2	6	+5	Leach	6	4	1	5	9	16	-2
Stevens	3	2	0	2	0	8	-1	Hatcher	6	0	5	5	6	17	-2
Frawley	6	0	2	2	14	3	+2	Miller	7	2	3	5	4	10	+5
Buskas	6	0	2	2	20	2	E	Pivonka	5	2	2	4	4	12	E
Cullen	7	0	2	2	2	8	-2	Wickenheiser	2	0	2	2	0	1	-1
Hillier	7	0	2	2	20	4	-2	Druce	4	0	2	2	4	5	E
Caufield	7	1	0	1	27	1	+2	Franceschetti	5	0	2	2	23	6	+1
Johnson	5	0	1	1	2	5	-2	Langway	6	0	2	2	6	5	-1
Dykstra	6	0	1	1	14	1	E	Sundstrom	3	1	0	1	4	3	+1
Bodger	1	0	0	0	0	0	E	Gould	7	1	0	1	7	11	-1
Recchi	1	0	0	0	2	1	E	Rouse	1	0	1	1	2	1	+1
Siren	1	0	0	0	2	1	E	Corriveau	4	0	1	1	17	5	-2
Bjugstad	2	0	0	0	0	2	-2	Ledyard	6	0	1	1	0	8	+1
Callander	2	0	0	0	6	2	-2	Sheehy	7	0	1	1	33	1	+1
Dineen	2	0	0	0	2	0	-1	Beaupre	1	0	0	0	2	0	-
Kachowski	2	0	0	0	6	0	E	Ciccarelli	1	0	0	0	0	1	+1
McLlwain	2	0	0	0	0	1	E	Felix	1	0	0	0	2	0	+1
Pietrangelo	3	0	0	0	0	0	E	Johansson	1	0	0	0	0	2	E
Young	3	0	0	0	0	0	E	Millar	2	0	0	0	0	4	+1
Zemlak	3	0	0	0	24	0	E	Thomson	2	0	0	0	7	0	-1
Barrasso	4	0	0	0	21	0	E	Peeters	3	0	0	0	0	0	-
Dahlquist	4	0	0	0	8	5	+1	Malarchuk	4	0	0	0	0	0	-
Loney	5	0	0	0	9	3	-6								
TOTAL	7	(31-49-80)	273	157				TOTAL	7	(35-61-96)	224	259			

GOALTENDERS

	GP	MP	GF	GA	ENG	SO	AVG	SAVES	SPCT.	W/L/T
Barrasso (P)	4	206	13	15	0	0	4.37	116	.885	2-2-0
Young (P)	3	180	18	16	0	0	5.33	84	.840	2-1-0
Pietrangelo (P)	2	34	0	4	0	0	7.06	24	.857	0-0-0
PITTSBURGH TOTAL	7	420	31	35	0	5.00	224	.865	4-3-0	
Beaupre (W)	1	60	4	2	0	0	2.00	19	.904	1-0-0
Peeters (W)	3	148	14	10	0	0	4.05	47	.825	2-0-0
Malarchuk (W)	4	212	17	19	0	0	5.38	60	.759	0-4-0
WASHINGTON TOTAL	7	420	35	31	0	4.43	126	.803	3-4-0	

POWER PLAY GOALS:

PITTSBURGH (10 for 36) - Brown (5), Lemieux (2), Zalapski, Quinn & Coffey
 WASHINGTON (13 for 58) - Ridley (4), Leach (3), Courttnall (2), Gustaffson (2), Gartner & Stevens

SHORTHANDED GOALS:

PITTSBURGH (3) - Lemieux (3)

All-Time VS CAPITALS

	GP	W	L	T	PTS	GF	GA
Pittsburgh Home	48	22	20	6	50	201	175
Pittsburgh Away	49	19	27	3	41	178	217
1974-1989 TOTAL	97	41	47	9	91	379	382

LAST WIN BY:

PITTSBURGH at Home: November 30, 1988 (6-4) (0-1-0 since last win)
PITTSBURGH on Road: November 25, 1988 (5-3) (0-2-0 since last win)
WASHINGTON at Home: March 3, 1989 (4-2) (0-0-0 since last win)
WASHINGTON on Road: March 22, 1989 (5-4) (0-0-0 since last win)



PITTSBURGH VS WINNIPEG



1988-89	GP	W	L	T	PTS	GF	GA	PPG	SHG	PEN	PIM
PITTSBURGH	3	2	1	0	4	13	12	3-9	0	27	87
WINNIPEG	3	1	2	0	2	12	13	2-14	0	20	65

AT PITTSBURGH (1-0-0)

Jan. 20 Pittsburgh 3 (Young) at WINNIPEG 7 (REDDICK)
 Jan. 25 Winnipeg 4 (Berthiaume) at PITTSBURGH 5 (YOUNG)
 Mar. 10 PITTSBURGH 5 (BARRASSO) at Winnipeg 1 (Draper)
 Pietrangelo replaced Young at 29:21 on January 20th

AT WINNIPEG (1-1-0)

WG - Elynuik
 WG - Brown
 WG - Quinn

GOALS & SHOTS BY PERIODS:

	1ST	2ND	3RD	OVT	TOTAL
PITTSBURGH	7-34	3-32	3-23	***	13-89
WINNIPEG	2-38	6-33	4-32	***	12-103

PITTSBURGH	GP	G	A	PTS	PIM	SOG	+/-	WINNIPEG	GP	G	A	PTS	PIM	SOG	+/-
Lemieux	3	3	5	8	2	15	+5	Steen	3	4	3	7	0	7	+5
Quinn	3	3	2	5	2	13	-2	Elynuik	2	2	5	7	0	4	+5
Coffey	3	2	2	4	2	12	-2	Hawerchuk	3	3	0	3	2	14	-4
Brown	2	2	1	3	22	7	+1	Olausson	3	2	1	3	2	11	+1
Bourque	3	0	3	3	2	4	+5	Ashton	3	0	3	3	4	7	+4
Recchi	2	1	1	2	0	2	+1	Boschman	3	1	0	1	5	8	-1
Loney	3	1	1	2	0	4	E	Carlyle	2	0	1	1	2	6	-1
Zalapski	1	0	2	2	0	1	E	Numminen	2	0	1	1	0	3	+2
Errey	3	0	2	2	7	4	E	Berry	3	0	1	1	2	2	-1
Dahlquist	2	1	0	1	0	2	E	Donnelly	3	0	1	1	14	1	E
Callander	1	0	1	1	0	0	E	Ellett	3	0	1	1	2	9	-2
Cunneyworth	2	0	1	1	2	3	-2	Kyte	3	0	1	1	2	2	+2
Dykstra	3	0	1	1	0	1	+1	McBain	3	0	1	1	2	8	-3
Hillier	3	0	1	1	16	4	-1	Berthiaume	1	0	0	0	0	0	E
Johnson	3	0	1	1	2	3	-1	Draper	1	0	0	0	0	0	E
Barrasso	1	0	0	0	0	0	E	Jones	1	0	0	0	0	1	E
Buskas	1	0	0	0	0	1	E	Reddick	1	0	0	0	0	0	E
McLlwain	1	0	0	0	0	1	E	Duncan	2	0	0	0	10	2	E
Pietrangelo	1	0	0	0	0	0	E	Hughes	2	0	0	0	12	2	+1
Stevens	1	0	0	0	4	5	E	Jarvenpaa	2	0	0	0	0	2	-1
Zemlak	1	0	0	0	9	0	E	Smail	2	0	0	0	0	3	-2
Bjugstad	2	0	0	0	0	2	-3	Fenton	3	0	0	0	0	8	-3
Caufield	2	0	0	0	7	0	E	Gilhen	3	0	0	0	4	1	-2
Young	2	0	0	0	0	0	E	Taglianetti	3	0	0	0	2	2	-1
Cullen	3	0	0	0	4	3	-1								
Dineen	3	0	0	0	2	1	+2								
Hannan	3	0	0	0	4	1	-3								
TOTAL	3	(13-24-37)	87	89				TOTAL	3	(12-19-31)	65	103			

GOALTENDERS

	GP	MP	GF	GA	ENG	SO	AVG	SAVES	SPCT.	W-L-T
Barrasso (P)	1	60	5	1	0	0	1.00	29	.967	1-0-0
Pietrangelo (P)	1	31	2	2	0	0	3.87	12	.857	0-0-0
Young (P)	2	89	6	9	0	0	6.07	50	.847	1-1-0
PITTSBURGH TOTAL	3	180	13	12	0	0	4.00	91	.883	2-1-0
Reddick (W)	1	60	7	3	0	0	3.00	22	.880	1-0-0
Berthiaume (W)	1	60	4	5	0	0	5.00	26	.839	0-1-0
Draper (W)	1	60	1	5	0	0	5.00	28	.848	0-1-0
WINNIPEG TOTAL	3	180	12	13	0	0	4.33	76	.854	1-2-0

POWER PLAY GOALS:

PITTSBURGH (3 for 9) - Coffey (2) & Quinn
 WINNIPEG (2 for 14) - Hawerchuk (2)

All-Time vs JETS	GP	W	L	T	PTS	GF	GA
Pittsburgh Home	16	10	6	0	20	64	52
Pittsburgh Away	16	9	7	0	18	62	63
1979-1989 TOTAL	32	19	13	0	38	126	115

LAST WIN BY:

PITTSBURGH at Home: January 25, 1989 (5-4) (0-0-0 since last win)
PITTSBURGH on Road: March 10, 1989 (5-1) (0-0-0 since last win)
WINNIPEG at Home: January 20, 1989 (7-3) (0-1-0 since last win)
WINNIPEG on Road: February 23, 1988 (4-3 OT) (0-1-0 since last win)

ATTENDANCE FIGURES

YEAR	ATTENDANCE	DATES	AVERAGE	SELLOUTS	13,000 +
1988-89	629,345*	40	15,734*	34*	38*
1987-88	606,638	40	15,166	26	36
1986-87	598,614	40	14,965	26	35
1985-86	503,020	40	12,576	13	21
1984-85	400,711	40	10,018	4	9
1983-84	273,550	40	6,839	0	2
1982-83	336,300	40	8,408	1	2
1981-82	451,965	40	11,299	5	11
1980-81	413,407	40	10,335	0	9
1979-80	426,156	40	10,653	2	8
1978-79	457,209	40	11,430	3	14
1977-78	421,933	40	10,548	2	10
1976-77	401,580	40	10,040	1	5
1975-76	458,198	40	11,455	2	9
1974-75	448,975	40	11,224	11	12
1973-74	396,197	39	10,159	4	5
1972-73	436,601	39	11,195	7	7
1971-72	375,711	39	9,634	5	5
1970-71	377,182	39	9,671	3	3
1969-70	265,936	38	6,998	0	0
1968-69	228,285	38	6,008	0	0
1967-68	274,049	37	7,407	0	0
TOTAL	8,552,217	829	10,316	115	203

1988-89	ATTENDANCE	DATES	AVERAGE
October	79,720	5	15,944
November	100,925	7	14,418
December	128,200	8	16,025
January	96,150	6	16,025
February	96,150	6	16,025
March	112,175	7	16,025
April	16,025	1	16,025
Tuesday	186,825	12	15,569
Wednesday	94,377	6	15,730
Thursday	75,718	5	15,144
Friday	16,025	1	16,025
Saturday	224,350	14	16,025
Sunday	32,050	2	16,025

* Club Record

RADIO & TELEVISION PLAY BY PLAY ANNOUNCERS

Season	Radio	Station	Television	Station
1967-68	Ed Conway	WTAE	No Games on Television	
1968-69	Ed Conway	WTAE	Ed Conway	WTAE-TV
1969-70	Bill Hamilton	WEEP	No Games on Television	
1970-71	Jim Forney	KDKA	Bill Hamilton	WPGH-TV
1971-72	Jim Forney	KDKA	Sam Nover	WIIC-TV
1972-73	Jim Forney	KDKA	Sam Nover	WIIC-TV
1973-74	Joe Starkey	KDKA	Sam Nover	WIIC-TV
1974-75	Mike Lange	KDKA	Sam Nover	WIIC-TV
1975-76	Gary Morrell	KQV	Sam Nover	WIIC-TV
1976-77	Mike Lange	KDKA	Sam Nover	WIIC-TV
1977-78	Mike Lange	KDKA	Bob Prince	WPGH-TV
1978-79	Mike Lange	KDKA	Jim Forey	WPGH-TV
1979-80	Mike Lange	WWSW	Mike Lange	WPGH-TV
1980-81	Mike Lange	WWSW	Mike Lange	WPGH-TV
1981-82	Mike Lange	KQV	Mike Lange	WPTT-TV
1982-83	Mike Lange	KQV	Mike Lange	WPGH-TV
1983-84	Mike Lange	KQV	Mike Lange	WPGH-TV
1984-85	Mike Lange	KDKA	Mike Lange	WPGH-TV
1985-86	Mike Lange	KDKA	Mike Lange	WPGH-TV
1986-87	Mike Lange	KDKA	Mike Lange	WPGH-TV
1987-88	Mike Lange	KDKA	Mike Lange	WPGH-TV
1988-89	Mike Lange	KDKA	Mike Lange	WPGH-TV

There's a tough Hombre on the Penguin team this season... and every season.


The Uniroyal Tiger Paw XTM



Premium All-Season Steel-Belted Radial

- Superb traction in mud, rain and snow
- Superb, responsive handling
- Even treadwear
- Smooth, comfortable ride


Special Penguin Fan Pricing **\$39** FOR SIZE P155-80R-13



60,000 Mile Warranty Treadwear rating 310

Size (Whitewalls)	Penguin Fan Price*
P165-80R-13	\$43
P175-80R-13	45
P185-80R-13	47
P185-70R-14	49
P185-75R-14	49
P195-75R-14	52
P205-70R-14	55
P205-75R-14	54
P205-75R-15	57
P215-75R-15	58
P215-70R-15	58
P225-75R-15	61
P235-75R-15	63

UNIROYAL



*To receive these special prices, simply bring a Penguins 1989-90 ticket stub to one of Hombre's 5 convenient locations. Offer good through March 31, 1990.

HOMBRE
TIRE CENTERS

NORTH HILLS
7447 McKnight Rd.
366-5000

Mon-Thurs 8-8, Fri., Sat. 8-5, Sun 10-4

AIRPORT AREA
Hopewell Shop. Ctr.
3951 Brodhead Rd.
378-3323

Mon-Thurs 8-8, Fri., Sat. 8-5, Sun 10-4

MONROEVILLE
1725 Golden Mile Hwy.
Rte 286
325-3811

Mon-Thurs 8-8, Fri., Sat. 8-5, Sun 10-4

SOUTH HILLS
2847 Sawmill Run
885-8473

Mon-Thurs 8-8, Fri., Sat. 8-5, Sun 10-4

SHARON, PA AREA
36. S. Hermitage Rd.
Hermitage,
346-6511

Mon-Thurs 8-8, TWF, 8-6, Sat 8-3

UNIROYAL



"We're the Good Guys"

PITTSBURGH CAREER SCORING - TWENTY TWO YEARS

NAME	GAMES	GOALS	ASSISTS	POINTS	P/M	PPG	SHG	GWG
1. MARIO LEMIEUX	368	300	415	715	346	100	23	25
2. Rick Kehoe	722	312	324	636	88	95	1	26
3. Jean Pronovost	753	316	287	603	306	70	14	42
4. Syl Apps	495	151	349	500	241	34	11	20
5. Ron Schock	619	124	280	404	201	19	14	17
6. Greg Malone	495	143	221	364	496	30	0	12
7. Mike Bullard	382	186	175	361	388	59	2	15
8. Ron Stackhouse	621	66	277	343	547	20	3	8
9. Randy Carlyle	397	66	257	323	582	28	4	6
10. Lowell MacDonald	328	140	166	306	60	36	0	13
11. Doug Shedden	332	123	159	282	148	45	2	13
12. Pierre Larouche	240	119	134	253	99	31	0	13
13. Peter Lee	431	114	131	245	257	22	1	18
14. DAN QUINN	213	102	142	244	192	47	4	12
15. Ken Schinkel	371	93	143	236	86	19	1	14
16. Randy Cunneyworth	295	101	115	216	513	29	4	14
17. Paul Gardner	207	98	105	203	105	59	0	4
18. George Ferguson	310	89	106	195	162	12	12	6
19. Bryan Hextall	335	71	115	186	498	21	0	13
20. PAUL COFFEY	121	45	135	180	288	17	2	2
21. Pat Boutette	247	65	109	174	548	37	3	7
22. Rod Schutt	278	76	92	168	177	18	0	12
23. Moe Mantha	232	37	131	168	223	23	2	2
24. Doug Bodger	299	35	132	167	293	22	0	4
25. ROB BROWN	119	73	86	159	174	37	0	7
26. DAVE HANNAN	355	60	88	148	530	4	8	12
27. BOB ERREY	283	65	77	142	232	4	4	8
28. Greg Polis	256	88	70	158	146	26	0	5
29. Bob Kelly	250	69	85	154	462	12	0	8
30. Keith McCreary	292	82	59	141	199	16	0	10
31. Vic Hadfield	163	61	79	140	118	10	4	5
32. John Chabot	216	36	98	134	26	3	3	6
33. Dave Burrows	573	24	108	132	301	4	1	5
34. Al McDonough	152	56	74	130	46	11	0	8
35. Ross Lonsberry	236	56	73	129	150	13	1	3
36. Gregg Sheppard	241	50	73	123	113	9	1	6
37. Val Fonteyne	349	39	82	121	4	5	3	5
38. Orest Kindrachuk	144	38	80	118	181	6	3	1
39. Terry Ruskowski	143	40	74	114	309	16	0	9
40. Pete Mahovlich	117	39	75	114	76	14	2	1
41. Mario Faubert	231	21	90	111	222	13	0	3
42. Wayne Bianchin	265	68	41	109	130	9	1	10
43. Craig Simpson	169	50	55	105	140	13	1	6
44. Duane Rupp	265	21	83	104	170	4	1	3
45. Andy Bathgate	150	35	68	103	89	9	0	4
46. Warren Young	152	49	52	101	313	12	0	4
47. Nick Harbaruk	308	40	61	101	257	7	2	4
48. Blair Chapman	227	48	51	99	71	6	0	5
49. Wally Boyer	203	32	62	94	81	7	0	1
50. Paul Baxter	202	25	69	94	851	10	0	3
51. Bob Woytowich	248	22	71	93	151	9	3	0
52. Russ Anderson	353	15	77	92	684	1	0	3
53. Dean Prentice	144	47	42	89	32	19	0	4
54. JIM JOHNSON	291	11	77	88	481	0	0	1
55. Chuck Arnason	149	46	40	86	50	7	0	7
56. TROY LONEY	263	36	43	79	503	3	0	4
57. Greg Hotham	170	11	63	74	118	5	0	0
58. RANDY HILLIER	251	8	65	73	491	1	1	1
59. Mark Taylor	106	31	41	72	43	9	2	2
60. Darryl Edestrand	158	25	47	72	140	6	2	5

NAMES	GAMES	GOALS	ASSISTS	POINTS	PIM	PPG	SHG	GWG
61. DAN FRAWLEY	240	33	47	70	610	4	0	3
62. Gary McAdam	140	27	40	67	95	3	0	3
63. Dennis Owchar	168	18	49	67	146	2	0	0
64. Colin Campbell	243	14	52	66	517	2	1	3
65. PHIL BOURQUE	132	23	42	65	163	7	2	5
66. Bryan Watson	303	8	57	65	871	1	0	1
67. ROD BUSKAS	425	16	48	64	946	4	0	1
68. Mark Johnson	136	23	39	62	84	2	1	2
69. Mike Corrigan	98	22	39	61	46	2	0	1
70. Barry Wilkins	133	5	56	61	203	0	1	0
71. Andy Brickley	95	25	35	60	19	8	1	3
72. Earl Ingarfield	90	23	37	60	16	5	1	0
73. Pat Price	128	8	52	60	459	2	0	0
74. Gene Ubriaco	114	33	26	59	30	7	0	5
75. Eddie Shack	87	30	29	59	96	12	0	5
76. Norm Schmidt	125	23	33	56	73	4	0	0
77. ZARLEY ZALAPSKI	73	15	41	56	64	5	1	2
78. Ville Siren	187	10	45	55	144	2	0	0
79. Willy Lindstrom	131	24	30	54	36	1	0	2
80. Wayne Babych	67	20	34	54	35	3	0	3
81. Gene Carr	70	17	37	54	76	4	0	2
82. Noel Price	143	8	45	53	109	2	0	2
83. Pat Hughes	134	28	23	51	239	5	0	2
84. Charlie Burns	76	13	38	51	22	1	1	1
85. Ron Flockhart	80	27	23	50	44	5	0	1
86. JOHN CULLEN	79	12	37	49	112	8	0	0
87. Dunc McCallum	185	14	35	49	228	3	1	2
88. Dave Schultz	113	13	34	47	535	0	0	1
89. Billy Dea	139	26	20	46	12	3	0	4
90. Gary Rissling	185	20	26	46	832	1	0	1
91. Paul Andrea	91	18	27	45	4	10	0	2
92. Michel Briere	76	12	32	44	20	4	0	3
93. Ab McDonald	74	22	21	43	38	6	1	2
94. Dale Tallon	95	10	33	43	53	6	0	4
95. Tom Edur	58	5	38	43	18	2	0	1
96. Leo Boivin	114	14	26	40	100	6	0	2
97. Bob Paradise	203	7	33	40	209	1	0	0
98. Kevin McCarthy	95	13	26	39	82	1	1	0
99. JOCK CALLANDER	71	17	21	38	65	6	0	1
100. Nick Libett	121	20	18	38	18	2	1	3
101. Andre St. Laurent	96	23	14	37	130	2	1	1
102. Glen Sather	122	20	17	37	210	3	0	0
103. Lou Angotti	71	17	20	37	36	3	0	2
104. Art Stratton	58	16	21	37	16	5	0	2
105. Stan Gilbertson	115	19	17	36	19	3	0	1
106. Bob McManama	99	11	25	36	28	0	1	1
107. Steve Gatzos	89	15	20	35	83	3	0	2
108. Tom Bladon	135	6	29	35	99	2	0	1
109. Jim Hamilton	95	14	18	32	28	1	1	1
110. Mike Blaisdell	76	16	15	31	38	0	0	0
111. Bob Leiter	78	14	17	31	18	5	0	3
112. Ron Duguay	53	11	20	31	36	3	0	0
113. Rick MacLeish	46	13	17	30	30	2	2	1
114. Ron Lalonde	108	10	20	30	16	0	1	2
115. Jim Morrison	132	5	25	30	72	2	0	0
116. Dave Hunter	59	11	18	29	77	0	2	1
117. Charlie Simmer	50	11	17	28	24	5	0	3
118. Tom Roulston	58	11	17	28	10	3	0	0
119. Kevin LaVallee	33	8	20	28	4	5	0	0
120. Steve Durbano	66	4	23	27	309	2	0	0
121. Lew Morrison	214	13	13	26	12	1	3	1
122. Jack Lynch	64	1	25	26	61	0	0	0
123. Chris Kontos	67	9	16	25	18	1	0	1
124. Paul Marshall	59	12	12	24	13	2	0	5
125. Jean Guy Lagace	106	4	20	24	119	1	1	1

NAME	GAMES	GOALS	ASSISTS	POINTS	PIM	PPG	SHG	GWG
126. Marc Chorney	139	5	18	23	151	0	0	1
127. Bryan Maxwell	89	3	20	23	141	0	0	0
128. KEVIN STEVENS	40	17	5	22	27	6	0	3
129. Ab DeMarco	42	9	13	22	8	4	0	1
130. Dave McLlwain	90	12	10	22	44	1	0	0
131. Mitch Lamoureux	70	12	9	21	59	0	2	0
132. Anders Hakansson	62	9	12	21	26	0	0	1
133. Randy Boyd	84	4	17	21	126	1	0	0
134. Billy Speer	102	4	17	21	71	2	0	1
135. Steve Cardwell	53	9	11	20	35	2	0	1
136. Brian Spencer	86	9	11	20	81	0	0	1
137. Kevin McClelland	72	8	12	20	139	0	2	0
138. Bob Blackburn	124	8	12	20	105	0	0	2
139. Billy Harris	55	7	13	20	8	2	0	0
140. Pat Graham	62	7	13	20	71	1	0	1
141. Rick Kessell	83	2	18	20	4	0	0	0
142. Bob Simpson	30	10	9	19	4	0	0	1
143. Bernie Lukowich	53	9	10	19	32	1	0	2
144. Bob Dillabough	61	7	12	19	20	1	0	0
145. CHRIS DAHLQUIST	111	5	14	19	135	0	0	0
146. Rene Robert	49	7	11	18	42	3	0	2
147. Pete LaFramboise	35	5	13	18	8	3	0	0
148. Simon Nolet	39	9	8	17	2	1	0	1
149. Bob Rivard	27	5	12	17	4	1	0	1
150. Tom O'Regan	61	5	12	17	10	0	0	0
151. Tracy Pratt	83	5	12	17	158	0	0	1
152. Ted Snell	55	4	12	16	8	0	0	0
153. Nick Beverley	67	2	14	16	21	0	0	1
154. George Konik	52	7	8	15	26	1	0	1
155. Jacques Cossette	64	8	6	14	29	2	0	1
156. Errol Thompson	34	6	8	14	12	0	0	1
157. Tim Hryniewicz	55	6	8	14	82	0	0	2
158. Jim McGeough	42	4	10	14	20	0	0	1
159. Greg Fox	75	4	10	14	92	0	0	0
160. Rod Zaine	37	8	5	13	21	2	1	0
161. John Stewart	40	4	9	13	32	1	0	0
162. Don Awrey	79	1	12	13	40	0	0	0
163. John Flesch	29	7	5	12	19	0	0	2
164. Kim Davis	34	5	7	12	47	0	0	2
165. Todd Charlesworth	86	3	9	12	41	0	0	1
166. Al MacNeil	74	2	10	12	58	0	0	0
167. Blaine Stoughton	34	5	6	11	8	0	0	0
168. Steve Gotaas	36	5	6	11	45	0	0	1
169. Wayne Hicks	15	4	7	11	2	2	0	1
170. Bruce Crowder	26	4	7	11	23	0	0	0
171. Joe McDonnell	43	2	9	11	22	2	0	0
172. Tim Horton	44	2	9	11	40	0	0	1
173. MARK KACHOWSKI	50	6	4	10	169	0	0	1
174. Bob Stewart	65	3	7	10	52	0	0	0
175. Nelson DeBenedet	31	6	3	9	11	1	0	0
176. Marty McSorley	87	2	7	9	239	0	0	0
177. Tom Thornbury	14	1	8	9	16	0	0	0
178. Roger Belanger	44	3	5	8	32	0	0	0
179. Wilf Paiement	23	2	6	8	39	0	0	0
180. Ron Meighan	41	2	6	8	16	1	0	0
181. Shel Kannegiesser	75	2	6	8	76	0	0	0
182. Paul Mulvey	27	1	7	8	76	0	0	0
183. George Swarbrick	31	1	7	8	36	0	0	0
184. Dwight Mathiasen	33	1	7	8	18	0	0	0
185. Ed Van Impe	22	0	8	8	22	0	0	0
186. Tom Cassidy	26	3	4	7	15	0	0	0
187. PERRY GANCHAR	33	2	5	7	36	0	0	0
188. Joe Norris	35	2	5	7	20	1	0	0
189. Dwight Schofield	25	1	6	7	59	0	0	0
190. Steve Dykstra	65	1	6	7	126	0	0	0

NAME	GAMES	GOALS	ASSISTS	POINTS	PIM	PPG	SHG	GWG
191. Harvey Bennett	32	3	3	6	53	1	0	1
192. Tony Feltrin	39	3	3	6	44	0	0	0
193. Bob Gladney	13	1	5	6	2	0	0	0
194. Kelly Pratt	22	0	6	6	15	0	0	0
195. Herron	290	0	6	6	67	-	-	-
196. Arto Javanainen	14	4	1	5	2	0	0	0
197. Ron Snell	7	3	2	5	6	2	0	1
198. Ted Bulley	26	3	2	5	12	0	0	1
199. Yvon Labre	37	2	3	5	32	0	0	0
200. Bryan Erickson	11	1	4	5	0	0	0	0
201. Doug Lecuyer	12	1	4	5	12	0	0	1
202. JAY CAUFIELD	58	1	4	5	285	0	0	0
203. Robin Burns	41	0	5	5	32	0	0	0
204. TOM BARRASSO	44	0	5	5	49	-	-	-
205. Greg Millen	135	0	5	5	20	-	-	-
206. Michel Dion	151	0	5	5	14	-	-	-
207. Derek Sanderson	13	3	1	4	0	1	0	0
208. Mike McMahon	12	1	3	4	19	1	0	0
209. Wayne Van Dorp	25	1	3	4	75	0	0	0
210. LEE GIFFIN	27	1	3	4	9	0	0	0
211. Rocky Saganuik	29	1	3	4	37	0	0	0
212. Jim Wiley	26	0	4	4	2	0	0	0
213. Dick Mattiussi	44	0	4	4	32	0	0	0
214. Chris Joseph	17	0	4	4	12	0	0	0
215. Scott Bjugstad	24	3	0	3	4	0	0	1
216. Mitch Wilson	17	2	1	3	83	0	0	0
217. Darren Lowe	8	1	2	3	0	0	0	0
218. Jim Shires	18	1	2	3	2	0	0	0
219. GORD DINEEN	38	1	2	3	42	0	0	0
220. Wally Weir	14	0	3	3	34	0	0	0
221. Stan Jonathan	19	0	3	3	13	0	0	0
222. Larry Bignell	20	0	3	3	2	0	0	0
223. Ron Jones	25	0	3	3	15	0	0	0
224. Kim Clackson	45	0	3	3	166	0	0	0
225. Michel Plasse	76	0	3	3	24	-	-	-
226. Hartland Monahan	7	2	0	2	2	1	0	0
227. Billy Hicke	12	2	0	2	6	1	0	0
228. BRAD AITKEN	5	1	1	2	0	0	0	0
229. Brian McKenzie	6	1	1	2	4	0	0	0
230. Doug Barrie	8	1	1	2	8	0	0	0
231. Garry Swain	9	1	1	2	0	0	0	0
232. MARK RECCHI	15	1	1	2	0	0	0	0
233. Ted Nolan	18	1	1	2	34	0	0	0
234. Ed Gilbert	45	1	1	2	0	0	0	0
235. Tim Tookey	8	0	2	2	2	0	0	0
236. John Arbour	17	0	2	2	35	0	0	0
237. Tom Price	19	0	2	2	8	0	0	0
237. WENDELL YOUNG	22	0	2	2	4	-	-	-
238. Dean DeFazio	22	0	2	2	28	0	0	0
240. Greg Tebbutt	24	0	2	2	33	0	0	0
241. FRANK PIETRANGELO	36	0	2	2	4	-	-	-
242. Dunc Wilson	66	0	2	2	21	-	-	-
243. Gilles Meloche	104	0	2	2	22	-	-	-
244. Gary Inness	100	0	2	2	4	-	-	-
245. Scott Gruhl	6	1	0	1	0	0	0	0
246. Mel Pearson	2	0	1	1	0	0	0	0
247. Neil Belland	3	0	1	1	0	0	0	0
248. Roy Edwards	15	0	1	1	0	-	-	-
249. Cam Newton	16	0	1	1	6	-	-	-
250. Steve Guenette	32	0	1	1	2	-	-	-
251. Pat Riggan	39	0	1	1	14	-	-	-
252. Bennett Wolf	30	0	1	1	133	0	0	0
253. Gilles Lupien	31	0	1	1	34	0	0	0
254. Jim Rutherford	115	0	1	1	18	-	-	-
255. Roberto Romano	123	0	1	1	6	-	-	-

NAME	GAMES	GOALS	ASSISTS	POINTS	PIM	PPG	SHG	GWG
256. Les Binkley	196	0	1	1	2	-	-	-
257. Marv Edwards	1	0	0	0	0	-	-	-
258. Rob Garner	1	0	0	0	0	0	0	0
259. Bob Geale	1	0	0	0	2	0	0	0
260. Alain Lemieux	1	0	0	0	0	0	0	0
261. Brian Lundberg	1	0	0	0	2	0	0	0
262. Pat Mayer	1	0	0	0	4	0	0	0
263. Greg Redquest	1	0	0	0	0	-	-	-
264. Richard Tabarcci	1	0	0	0	2	-	-	-
265. DAVE GOERTZ	2	0	0	0	2	0	0	0
266. Paul Hoganson	2	0	0	0	0	-	-	-
267. Lex Hudson	2	0	0	0	0	0	0	0
268. Bob Taylor	2	0	0	0	0	-	-	-
269. Yves Bergeron	3	0	0	0	0	0	0	0
270. Steve Lyon	3	0	0	0	2	0	0	0
271. Carl Mokokasak	3	0	0	0	4	0	0	0
272. Grant Sasser	3	0	0	0	0	0	0	0
273. Bob Stumpf	3	0	0	0	0	0	0	0
274. Bill LeCaine	4	0	0	0	0	0	0	0
275. Mike Meeker	4	0	0	0	5	0	0	0
276. Vincent Tremblay	4	0	0	0	2	0	0	0
277. Ted Lanyon	5	0	0	0	4	0	0	0
278. Gary Edwards	6	0	0	0	2	-	-	-
279. Petteri Lehto	6	0	0	0	4	0	0	0
280. Ian Turnbull	7	0	0	0	4	0	0	0
281. Brian Ford	8	0	0	0	0	-	-	-
282. Jimmy Mann	9	0	0	0	53	0	0	0
283. Rich Sutter	9	0	0	0	0	0	0	0
284. Mike Rowe	11	0	0	0	11	0	0	0
285. Bob Johnson	12	0	0	0	6	-	-	-
286. Paul Harrison	13	0	0	0	0	-	-	-
287. Hank Nowak	13	0	0	0	11	0	0	0
288. Gordie Laxton	17	0	0	0	0	-	-	-
289. Nick Ricci	19	0	0	0	2	-	-	-
290. Hank Bassen	25	0	0	0	8	-	-	-
291. RICHARD ZEMLAK	31	0	0	0	135	0	0	0
292. Joe Daley	38	0	0	0	2	-	-	-
293. Rob Holland	44	0	0	0	2	-	-	-
294. Andy Brown	45	0	0	0	62	-	-	-
295. Al Smith	93	0	0	0	61	-	-	-
Bench					256			
TOTAL		5872	9627	15,499	29,495	1489	177	636

PITTSBURGH PENGUINS TEAM CAPTAINS

1967-68 Ab McDonald	1979-80 Orest Kindrachuk
1968-69 No Captain	1980-81 Orest Kindrachuk
1969-70 No Captain	1981-82 Randy Carlyle
1970-71 No Captain	1982-83 Randy Carlyle
1971-72 No Captain	1983-84 Randy Carlyle
1972-73 No Captain	1984-85 Mike Bullard
1973-74 Ron Schock	1985-86 Mike Bullard
1974-75 Ron Schock	1986-87 Mike Bullard Terry Ruskowski
1975-76 Ron Schock	1987-88 Dan Frawley
1976-77 Ron Schock	Mario Lemieux
1977-78 Jean Pronovost	1988-89 Mario Lemieux
1978-79 Orest Kindrachuk	

BEST SEASONS

GOALS - ONE SEASON

- 85 - Mario Lemieux (1988-89)
- 70 - Mario Lemieux (1987-88)
- 55 - Rick Kehoe (1980-81)
- 54 - Mario Lemieux (1986-87)
- 53 - Pierre Larouche (1975-76)
- 52 - Jean Pronovost (1975-76)
- 51 - Mike Bullard (1983-84)
- 49 - Rob Brown (1988-89)
- 48 - Mario Lemieux (1985-86)
- 43 - Lowell MacDonald (1973-74)
- 43 - Jean Pronovost (1974-75)
- 43 - Mario Lemieux (1984-85)
- 41 - Mike Bullard (1985-86)
- 40 - Jean Pronovost (1973-74)
- 40 - Jean Pronovost (1977-78)
- 40 - Warren Young (1984-85)
- 40 - Dan Quinn (1987-88)

POINTS - ONE SEASON

- 199 - Mario Lemieux (1988-89)
- 168 - Mario Lemieux (1987-88)
- 141 - Mario Lemieux (1985-86)
- 115 - Rob Brown (1988-89)
- 113 - Paul Coffey (1988-89)
- 111 - Pierre Larouche (1975-76)
- 107 - Mario Lemieux (1986-87)
- 104 - Jean Pronovost (1975-76)
- 100 - Mario Lemieux (1984-85)
- 99 - Syl Apps (1975-76)
- 94 - Dan Quinn (1988-89)
- 92 - Mike Bullard (1983-84)
- 88 - Rick Kehoe (1980-81)
- 86 - Ron Schock (1974-75)
- 85 - Syl Apps (1972-73)
- 85 - Syl Apps (1973-74)
- 85 - Rick Kehoe (1981-82)

POWER PLAY GOALS - ONE SEASON

- 31 - Mario Lemieux (1988-89)
- 24 - Rob Brown (1988-89)
- 22 - Mario Lemieux (1987-88)
- 21 - Dan Quinn (1987-88)
- 21 - Paul Gardner (1981-82)
- 20 - Rick Kehoe (1980-81)
- 20 - Paul Gardner (1982-83)
- 19 - Doug Shedden (1985-86)
- 19 - Mario Lemieux (1986-87)

POWER PLAY POINTS - ONE SEASON

- 80 - Mario Lemieux (1987-88)
- 80 - Mario Lemieux (1988-89)
- 64 - Paul Coffey (1988-89)
- 62 - Mario Lemieux (1985-86)
- 50 - Rick Kehoe (1981-82)
- 47 - Rob Brown (1988-89)
- 47 - Dan Quinn (1988-89)
- 46 - Randy Carlyle (1981-82)
- 42 - Paul Coffey (1987-88)
- 41 - Moe Mantha (1985-86)
- 41 - Pat Boutette (1981-82)
- 40 - Randy Carlyle (1981-82)

ASSISTS - ONE SEASON

- 114 - Mario Lemieux (1988-89)
- 98 - Mario Lemieux (1987-88)
- 93 - Mario Lemieux (1985-86)
- 83 - Paul Coffey (1988-89)
- 67 - Syl Apps (1975-76)
- 67 - Randy Carlyle (1980-81)
- 66 - Rob Brown (1988-89)
- 64 - Randy Carlyle (1981-82)
- 63 - Ron Schock (1974-75)
- 61 - Syl Apps (1973-74)
- 60 - Ron Stackhouse (1975-76)
- 60 - Dan Quinn (1988-89)
- 58 - Pierre Larouche (1975-76)
- 57 - Mario Lemieux (1984-85)
- 56 - Syl Apps (1972-73)
- 55 - Syl Apps (1974-75)

PEN MIN - ONE SEASON

- 409 - Paul Baxter (1981-82)
- 378 - Dave Schultz (1977-78)
- 322 - Pat Price (1981-82)
- 297 - Gary Rissling (1983-84)
- 285 - Jay Caufield (1988-89)
- 238 - Paul Baxter (1982-83)
- 230 - Pat Boutette (1981-82)
- 224 - Marty McSorley (1983-84)
- 218 - Dan Frawley (1986-87)
- 212 - Bryan Watson (1971-72)
- 209 - Gary Rissling (1984-85)
- 206 - Rod Buskas (1987-88)
- 204 - Paul Baxter (1980-81)

POWER PLAY ASSISTS - ONE SEASON

- 58 - Mario Lemieux (1987-88)
- 53 - Paul Coffey (1988-89)
- 49 - Mario Lemieux (1988-89)
- 45 - Mario Lemieux (1985-86)
- 39 - Randy Carlyle (1980-81)
- 36 - Paul Coffey (1987-88)
- 33 - Randy Carlyle (1981-82)
- 33 - Rick Kehoe (1981-82)
- 31 - Dan Quinn (1988-89)
- 30 - Moe Mantha (1985-86)

SHOTS ON GOAL - ONE SEASON

- 382 - Mario Lemieux (1987-88)
- 342 - Paul Coffey (1988-89)
- 319 - Pierre Larouche (1975-76)
- 313 - Mario Lemieux (1988-89)
- 299 - Jean Pronovost (1975-76)
- 299 - Rick Kehoe (1980-81)
- 293 - Andy Bathgate (1967-68)
- 284 - Al McDonough (1972-73)
- 276 - Mario Lemieux (1985-86)
- 275 - Jean Pronovost (1974-75)

ALL TIME LEADERS

GAMES PLAYED

1. Jean Pronovost	753
2. Rick Kehoe	722
3. Ron Stackhouse	621
4. Ron Schock	619
5. Dave Burrows	573
6. Syl Apps	495
7. Greg Malone	495
8. Peter Lee	431
9. ROD BUSKAS	425
10. Randy Carlyle	397
11. Mike Bullard	382
12. Ken Schinkel	371
13. MARIO LEMIEUX	368
14. DAVE HANNAN	355
15. Russ Anderson	353
16. Val Fonteyne	349
17. Bryan Hextall	335
18. Doug Shedden	332
19. Lowell MacDonald	328
20. George Ferguson	310
21. Nick Harbaruk	308
22. Bryan Hextall	303

GOALS

1. Jean Pronovost	316
2. Rick Kehoe	312
3. MARIO LEMIEUX	300
4. Mike Bullard	186
5. Syl Apps	151
6. Greg Malone	143
7. Lowell MacDonald	140
8. Ron Schock	124
9. Doug Shedden	123
10. Pierre Larouche	119
11. Peter Lee	114
12. DAN QUINN	102
13. Randy Cunneynworth	101
14. Paul Gardner	98
15. Ken Schinkel	93
16. George Ferguson	89
17. Greg Polis	88
18. Keith McCreary	82
19. Rod Schutt	76
20. ROB BROWN	73
21. Bryan Hextall	71
22. Bob Kelly	69
23. Wayne Bianchin	68
24. Ron Stackhouse	66
25. Randy Carlyle	66
26. BOB ERREY	65

PENALTY MINUTES

1. ROD BUSKAS	946
2. Bryan Watson	871
3. Paul Baxter	851
4. Gary Rissling	832
5. Russ Anderson	684
6. DAN FRAWLEY	610
7. RANDY HILLIER	591
8. Randy Carlyle	582
9. Pat Boutette	548
10. Ron Stackhouse	547
11. Dave Schultz	535

ASSISTS

1. MARIO LEMIEUX	415
2. Syl Apps	349
3. Rick Kehoe	324
4. Jean Pronovost	287
5. Ron Schock	280
6. Ron Stackhouse	277
7. Randy Carlyle	257
8. Greg Malone	221
9. Mike Bullard	175
10. Lowell MacDonald	166
11. Doug Shedden	159
12. PAUL COFFEY	150
13. Ken Schinkel	143
14. DAN QUINN	142
15. Pierre Larouche	134
16. Doug Bodger	132
17. Peter Lee	131
18. Moe Mantha	131
19. Randy Cunneynworth	115
20. Bryan Watson	115
21. Pat Boutette	109
22. Dave Burrows	108

POINTS

1. MARIO LEMIEUX	715
2. Rick Kehoe	636
3. Jean Pronovost	603
4. Syl Apps	500
5. Ron Schock	404
6. Greg Malone	364
7. Mike Bullard	361
8. Ron Stackhouse	343
9. Randy Carlyle	323
10. Lowell MacDonald	306
11. Doug Shedden	282
12. Pierre Larouche	253
13. Peter Lee	245
14. DAN QUINN	244
15. Ken Schinkel	236
16. Randy Cunneynworth	216
17. Paul Gardner	203
18. George Ferguson	195
19. Bryan Hextall	186
20. PAUL COFFEY	180
21. Pat Boutette	174
22. Rod Schutt	168
23. Moe Mantha	168
24. ROB BROWN	159
25. Greg Polis	158
26. Bob Kelly	154

BOLDFACE = ACTIVE PLAYERS

GOAL LEADERS			ASSIST LEADERS		
1988-89	MARIO LEMIEUX	85	MARIO LEMIEUX	114	
	Rob Brown	49	Paul Coffey	83	
	Dan Quinn	34	Rob Brown	66	
1987-88	Mario Lemieux	70	Mario Lemieux	98	
	Dan Quinn	40	Paul Coffey	52	
	Randy Cunneynworth	35	Dan Quinn	39	
	Rob Brown	24	Randy Cunneynworth	39	
1986-87	Mario Lemieux	54	Mario Lemieux	53	
	Dan Quinn	28	Dan Quinn	43	
	Randy Cunneynworth	26	Doug Bodger	38	
	Craig Simpson	26	Terry Ruskowski	37	
1985-86	Mario Lemieux	48	Mario Lemieux	93	
	Mike Bullard	41	Moe Mantha	52	
	Doug Shedden	32	Mike Bullard	42	
1984-85	Mario Lemieux	43	Mario Lemieux	57	
	Warren Young	40	John Chabot	45	
	Doug Shedden	35	Moe Mantha	40	
1983-84	Mike Bullard	51	Mike Bullard	41	
	Ron Flockhart	27	Doug Shedden	35	
	Mark Taylor	24	Mark Taylor	31	
1982-83	Rick Kehoe	29	Greg Malone	44	
	Paul Gardner	28	Doug Shedden	43	
	Pat Boutette	27	Randy Carlyle	41	
1981-82	Mike Bullard	37	Randy Carlyle	64	
	Paul Gardner	36	Rick Kehoe	52	
	Rick Kehoe	33	Pat Boutette	51	
1980-81	Rick Kehoe	55	Randy Carlyle	67	
	Paul Gardner	34	Mario Faubert	44	
	Peter Lee	30	Paul Gardner	40	
1979-80	Rick Kehoe	30	Greg Malone	32	
	George Ferguson	21	Rick Kehoe	30	
	Greg Malone	19	Orest Kindrachuk	29	
	Gary McAdam	19	Peter Lee	29	
1978-79	Greg Malone	35	Orest Kindrachuk	42	
	Peter Lee	32	Pete Mahovlich	39	
	Rick Kehoe	27	Randy Carlyle	34	
1977-78	Jean Pronovost	40	Greg Malone	43	
	Rick Kehoe	29	Tom Edur	38	
	Pete Mahovlich	25	Gene Carr	37	
1976-77	Jean Pronovost	33	Syl Apps	43	
	Rick Kehoe	30	Pierre Larouche	34	
	Pierre Larouche	29	Ron Stackhouse	34	
1975-76	Pierre Larouche	53	Syl Apps	67	
	Jean Pronovost	52	Ron Stackhouse	60	
	Syl Apps	32	Pierre Larouche	58	
1974-75	Jean Pronovost	43	Ron Schock	63	
	Rick Kehoe	32	Syl Apps	55	
1973-74	Lowell MacDonald	43	Syl Apps	61	
	Jean Pronovost	40	Lowell MacDonald	39	
1972-73	Al McDonough	35	Syl Apps	56	
	Lowell MacDonald	34	Al McDonough	41	
	Syl Apps	29	Lowell MacDonald	41	
1971-72	Jean Pronovost	30	Syl Apps	44	
	Greg Polis	30	Ken Schinkel	30	
1970-71	Jean Pronovost	21	Bryan Hextall	32	
	Dean Prentice	21	Wally Boyer	30	
	Keith McCreary	21	Andy Bathgate	29	
1969-70	Dean Prentice	26	Michel Briere	32	
	Ken Schinkel	20	Dean Prentice	25	
	Jean Pronovost	20	Ken Schinkel	25	
			Bob Woytowich	25	
1968-69	Keith McCreary	25	Charlie Burns	38	
	Ken Schinkel	18	Ken Schinkel	34	
	Lou Angotti	17	Jean Pronovost	25	
1967-68	Ab McDonald	22	Andy Bathgate	39	
	Andy Bathgate	20	Val Fonteyne	28	
	Gene Ubriaco	18	Noel Price	27	

Key: **BOLD FACE** = Club Record

POINT LEADERS			PEN MIN LEADERS	
1988-89	MARIO LEMIEUX	199	Jay Caufield	285
	Rob Brown	115	Paul Coffey	193
	Paul Coffey	113	Troy Loney	165
1987-88	Mario Lemieux	168	Rod Buskas	206
	Dan Quinn	79	Dan Frawley	152
	Randy Cunneynworth	74	Troy Loney	151
1986-87	Mario Lemieux	107	Dan Frawley	218
	Dan Quinn	71	Terry Ruskowski	147
	Randy Cunneynworth	53	Randy Cunneynworth	142
1985-86	Mario Lemieux	141	Dan Frawley	174
	Mike Bullard	83	Terry Ruskowski	162
	Moe Mantha	67	Rod Buskas	159
1984-85	Mario Lemieux	100	Gary Rissling	209
	Warren Young	72	Rod Buskas	191
	Doug Shedden	67	Warren Young	176
1983-84	Mike Bullard	92	Gary Rissling	297
	Doug Shedden	57	Marty McSorley	224
	Mark Taylor	55	Pat Boutette	142
1982-83	Doug Shedden	67	Paul Baxter	238
	Rick Kehoe	65	Pat Boutette	152
	Greg Malone	61	Gary Rissling	128
1981-82	Rick Kehoe	85	PAUL BAXTER	409
	Randy Carlyle	75	Pat Price	322
	Pat Boutette	74	Pat Boutette	230
1980-81	Rick Kehoe	88	Paul Baxter	204
	Randy Carlyle	83	Pat Hughes	161
	Paul Gardner	74	Gary Rissling	143
1979-80	Rick Kehoe	60	Kim Clackson	166
	Greg Malone	51	Russ Anderson	150
	George Ferguson	49	Pat Hughes	78
1978-79	Greg Malone	65	Dave Schultz	157
	Orest Kindrachuk	60	Colin Campbell	137
	Peter Lee	58	Russ Anderson	93
1977-78	Jean Pronovost	65	Dave Schultz	378
	Pete Mahovlich	61	Russ Anderson	150
	Greg Malone	61	Colin Campbell	103
1976-77	Jean Pronovost	64	Bob Kelly	115
	Pierre Larouche	63	Russ Anderson	81
	Syl Apps	61	Ron Stackhouse	72
1975-76	Pierre Larouche	111	Steve Durbano	161
	Jean Pronovost	104	Bob Kelly	149
	Syl Apps	99	Barry Wilkins	106
1974-75	Ron Schock	86	Colin Campbell	172
	Syl Apps	79	Bob Kelly	120
	Jean Pronovost	75	Bob Paradise	109
1973-74	Syl Apps	85	Steve Durbano	138
	Lowell MacDonald	82	Bryan Watson	137
	Jean Pronovost	72	Bob Kelly	78
1972-73	Syl Apps	85	Bryan Watson	179
	Al McDonough	76	Bryan Hextall	113
	Lowell MacDonald	75	Darryl Edestrand	88
1971-72	Syl Apps	59	Bryan Watson	212
	Jean Pronovost	53	Bryan Hextall	126
1970-71	Bryan Hextall	48	Bryan Hextall	133
	Jean Pronovost	45	Bryan Watson	119
	Andy Bathgate	44	Nick Harbaruk	108
1969-70	Dean Prentice	51	Bryan Watson	189
	Ken Schinkel	45	Tracy Pratt	124
	Michel Briere	44	Glen Sather	114
1968-69	Ken Schinkel	52	Dunc McCallum	81
	Charlie Burns	51	Bob Woytowick	62
	Keith McCreary	48	Noel Price	61
1967-68	Andy Bathgate	59	Leo Boivin	74
	Lowell MacDonald	43	Al MacNeil	58
	Ken Schinkel	39	Andy Bathgate	55

Key: **BOLD FACE** = Club Record

	POWER PLAY GOALS		POWER PLAY ASSISTS		POWER PLAY POINTS	
1988-89	MARIO LEMIEUX	31	Paul Coffey	53	MARIO LEMIEUX	80
	Rob Brown	24	Mario Lemieux	49	Paul Coffey	64
	Dan Quinn	16	Dan Quinn	31	Rob Brown	47
	Paul Coffey	11	Rob Brown	23	Dan Quinn	47
1987-88	Mario Lemieux	22	MARIO LEMIEUX	58	MARIO LEMIEUX	80
	Dan Quinn	21	Paul Coffey	36	Paul Coffey	42
	Randy Cunneynworth	14	Doug Bodger	20	Dan Quinn	39
	Rob Brown	13	Dan Quinn	18	Doug Bodger	33
	Doug Bodger	13	Randy Cunneynworth	15	Randy Cunneynworth	29
1986-87	Mario Lemieux	19	Moe Mantha	20	Mario Lemieux	38
	Dan Quinn	10	Mario Lemieux	19	Moe Mantha	28
	Moe Mantha	8	Terry Ruskowski	17	Terry Ruskowski	22
1985-86	Doug Shedden	19	Mario Lemieux	45	Mario Lemieux	62
	Mario Lemieux	17	Moe Mantha	30	Moe Mantha	41
	Mike Bullard	16	Mike Bullard	17	Doug Shedden	34
1984-85	Mike Bullard	14	Mario Lemieux	22	Mario Lemieux	33
	Doug Shedden	12	Moe Mantha	16	Doug Shedden	25
	Mario Lemieux	11			Mike Bullard	24
1983-84	Mike Bullard	15	Randy Carlyle	19	Mike Bullard	31
	Pat Boutette	10	Mike Bullard	16	Mark Taylor	19
	Mark Taylor	9			Rick Kehoe	19
1982-83	Paul Gardner	20	Rick Kehoe	23	Rick Kehoe	38
	Rick Kehoe	15	Doug Shedden	17	Paul Gardner	37
	Pat Boutette	13	Paul Gardner	17	Pat Boutette	29
			Greg Hotham	17		
1981-82	Paul Gardner	21	Randy Carlyle	33	Rick Kehoe	50
	Rick Kehoe	17	Rick Kehoe	33	Pat Boutette	41
	Pat Boutette	14	Pat Boutette	27	Randy Carlyle	40
1980-81	Rick Kehoe	20	Randy Carlyle	39	Randy Carlyle	46
	Paul Gardner	18	Mario Faubert	23	Rick Kehoe	39
	Rod Schutt	11	Rick Kehoe	19	Paul Gardner	35
1979-80	Rick Kehoe	7	Randy Carlyle	15	Randy Carlyle	18
	Greg Malone	5	Four tied with	7	Rick Kehoe	14
	Pat Hughes	5				
1978-79	Peter Lee	10	Randy Carlyle	16	Randy Carlyle	19
	Greg Malone	8	Three tied with	11	Peter Lee	17
1977-78	Jean Pronovost	12	Gene Carr	20	Gene Carr	24
	Pete Mahovlich	9	Tom Edur	13	Jean Pronovost	21
1976-77	Pierre Larouche	8	Syl Apps	13	Pierre Larouche	17
	Jean Pronovost	7	Pierre Larouche	9	Syl Apps	16
	Rick Kehoe	7	Ron Stackhouse	9		
1975-76	Pierre Larouche	18	Jean Pronovost	24	Jean Pronovost	37
	Jean Pronovost	13	Ron Stackhouse	22	Pierre Larouche	32
1974-75	Jean Pronovost	11	Ron Stackhouse	22	Ron Stackhouse	28
	Vic Hadfield	7	Vic Hadfield	18	Vic Hadfield	25
	Chuck Arnason	7				
1973-74	Lowell MacDonald	9	Syl Apps	16	Syl Apps	23
	Jean Pronovost	8	Lowell MacDonald	14	Lowell MacDonald	23
1972-73	Greg Polis	8	Al McDonough	15	Al McDonough	22
	Eddie Shack	8	Jack Lynch	11	Jack Lynch	16
1971-72	Greg Polis	8	Syl Apps	11	Syl Apps	14
	Bryan Hextall	5	Ken Schinkel	8	Greg Polis	10
	Bob Leiter	5			Ron Schock	10
1970-71	Andy Bathgate	7	Duane Rupp	19	Bryan Hextall	20
	Dean Prentice	7	Bryan Hextall	14	Duane Rupp	20
1969-70	Dean Prentice	12	Bob Woytowich	15	Bob Woytowich	20
	Jean Pronovost	5	Ken Schinkel	12	Dean Prentice	19
	Bob Woytowich	5	Michel Briere	12		
1968-69	Ken Schinkel	8	Ken Schinkel	11	Ken Schinkel	19
	Keith McCreary	8	Bob Woytowich	9	Keith McCreary	16
1967-68	Ab McDonald	6	Andy Bathgate	14	Andy Bathgate	16
	Paul Andrea	5	Paul Andrea	9	Paul Andrea	14

Key: **BOLD FACE** = Club Record

PENGUINS GOALTENDERS YEAR-BY-YEAR

SEASON	NAME	GP	MIN	GA	ENG	SO	AVG	W	L	T	SAVES	EFF
1967-68	Hank Bassen	25	1299	62	2	1	2.86	7	10	3	616	.909
	Les Binkley	54	3141	150	2	6	2.87	20	24	10	1437	.905
1968-69	Marv Edwards	1	60	3	0	0	3.00	0	1	0	30	.909
	Joe Daley	29	1615	86	3	2	3.20	10	13	3	870	.910
	Les Binkley	50	2885	158	2	0	3.29	10	31	8	1451	.902
1969-70	Joe Daley	9	528	26	1	0	2.95	1	5	3	224	.896
	Al Smith	46	2555	129	3	2	3.03	15	20	8	1151	.899
	Les Binkley	27	1477	79	0	3	3.12	10	13	1	623	.887
1970-71	Les Binkley	34	1870	89	0	2	2.86	11	11	10	802	.900
	Al Smith	45	2472	128	0	2	3.11	9	22	9	1126	.898
	Cam Newton	5	281	16	0	0	3.42	1	3	1	99	.861
	Paul Hoganson	2	57	7	0	0	7.37	0	1	0	21	.750
1971-72	Roy Edwards	15	847	36	2	0	2.55	2	8	4	355	.908
	Jim Rutherford	40	2160	116	2	1	3.22	17	15	5	972	.893
	Les Binkley	31	1673	98	4	0	3.51	7	15	5	709	.879
1972-73	Jim Rutherford	49	2660	129	3	3	2.91	20	22	5	1333	.912
	Denis Herron	18	967	55	0	2	3.41	6	7	2	397	.878
	Cam Newton	11	533	35	2	0	3.94	3	4	0	261	.882
	Andy Brown	9	520	41	0	0	4.73	3	4	2	270	.868
1973-74	Gary Inness	20	1032	56	1	0	3.26	7	10	1	437	.886
	Jim Rutherford	26	1432	82	1	0	3.44	7	12	4	610	.882
	Andy Brown	36	1956	115	0	1	3.53	13	16	4	856	.882
	Denis Herron	5	260	18	0	0	4.15	1	3	0	138	.885
1974-75	Gary Inness	57	3122	161	4	2	3.09	24	18	10	1542	.906
	Michel Plasse	20	1094	73	0	0	4.00	9	5	4	578	.888
	Bob Johnson	12	476	40	0	0	5.04	3	4	1	237	.856
	Denis Herron	3	108	11	0	0	6.11	1	1	0	66	.857
1975-76	Michel Plasse	55	3096	178	1	2	3.45	24	19	10	1435	.889
	Gary Inness	23	1212	82	1	0	4.06	8	9	2	612	.881
	Gordie Laxton	8	414	31	2	0	4.49	3	4	0	171	.838
	Bob Taylor	2	78	7	1	0	5.38	0	1	0	41	.837
1976-77	Denis Herron	34	1920	94	2	1	2.94	15	11	5	967	.911
	Dunc Wilson	45	2627	129	1	5	2.95	18	19	7	1243	.906
	Gordie Laxton	6	253	26	0	0	6.17	1	3	1	130	.833
1977-78	Denis Herron	60	3534	210	4	0	3.57	20	25	15	1920	.900
	Dunc Wilson	21	1180	95	0	0	4.83	5	11	3	507	.842
	Gordie Laxton	2	73	9	0	0	7.40	0	1	0	39	.813
	Greg Redquest	1	13	3	0	0	13.85	0	0	0	2	.400
1978-79	Denis Herron	56	3208	180	3	0	3.37	22	19	12	1487	.890
	Greg Millen	28	1532	86	2	2	3.37	14	11	1	685	.875
	Gordie Laxton	1	60	8	0	0	8.00	0	1	0	19	.704
1979-80	Nick Ricci	4	240	14	0	0	3.50	2	2	0	123	.898
	Greg Millen	44	2586	157	2	2	3.64	18	18	7	1161	.881
	Bob Holland	34	1974	126	4	1	3.83	10	17	6	804	.865
1980-81	Nick Ricci	9	540	35	1	0	3.89	4	5	0	216	.861
	Greg Millen	63	3721	258	6	0	4.16	25	27	10	1636	.864
	Bob Holland	10	539	45	0	0	5.01	1	5	3	256	.851
1981-82	Gary Edwards	6	360	22	0	1	3.67	3	2	1	171	.886
	Michel Dion	62	3580	226	8	0	3.79	25	24	12	1627	.878
	Nick Ricci	3	160	14	2	0	5.25	0	3	0	75	.824
	Paul Harrison	13	700	64	1	0	5.49	3	7	0	288	.816
1982-83	Michel Dion	49	2791	198	9	0	4.26	12	30	4	1306	.868
	Denis Herron	31	1707	151	1	1	5.31	5	18	5	777	.837
	Nick Ricci	3	147	16	1	0	6.53	1	2	0	60	.789
	Roberto Romano	3	155	18	0	0	6.97	0	3	0	78	.813
1983-84	Denis Herron	38	2027	138	7	1	4.08	8	24	2	1056	.885
	Roberto Romano	18	1020	78	0	1	4.59	6	11	0	552	.876
	Michel Dion	30	1553	138	4	0	5.33	2	19	4	793	.852
	Vince Tremblay	4	240	24	1	0	6.00	0	4	0	117	.830
1984-85	Roberto Romano	31	1629	120	1	1	4.42	9	17	2	870	.879
	Denis Herron	42	2193	169	3	0	4.62	10	22	3	1188	.875
	Michel Dion	10	553	43	1	0	4.67	3	6	0	272	.863
	Brian Ford	8	457	48	0	0	6.30	2	6	0	248	.838

1985-86	Roberto Romano	46	2683	159	6	2	3.56	21	20	3	1229	.885
	Gilles Meloche	34	1989	119	5	0	3.59	13	15	5	880	.881
	Denis Herron	3	180	14	2	0	4.67	0	3	0	76	.844
1986-87	Pat Riffin	17	988	55	0	0	3.34	8	6	3	412	.882
	Gilles Meloche	43	2343	134	3	0*	3.43	13	19	7	984	.880
	Roberto Romano	25	1438	87	1	0*	3.63	9	11	2	625	.878
	Steve Guenette	2	113	8	2	0	4.25	0	2	0	44	.846
* - Gilles Meloche & Roberto Romano shared a shutout on January 23, 1987 at Vancouver												
1987-88	Steve Guenette	19	1092	61	0	1	3.35	12	7	0	521	.895
	Pat Riffin	22	1169	76	1	0	3.90	7	8	4	504	.869
	F. PIETRANGELO	21	1207	80	1	1	3.98	9	11	0	520	.866
	Gilles Meloche	27	1394	95	2	0	4.09	8	9	5	627	.868
1988-89	F. PIETRANGELO	15	669	45	1	0	4.04	5	3	0	364	.890
	TOM BARRASSO	44	2406	162	4	0	4.04	18	15	7	1283	.888
	Steve Guenette	11	574	41	0	0	4.29	5	6	0	257	.867
	WENDELL YOUNG	22	1150	92	0	0	4.80	12	9	0	581	.863
	Rich Tabaracci	1	33	4	0	0	7.27	0	0	0	17	.810

ALL-TIME GOALTENDING TOTALS

NAME	GP	MIN	GA	ENG	SO	AVG	W	L	T	SAVES	EFF
Roy Edwards	15	847	36	2	0	2.55	2	8	4	355	.908
Hank Bassen	25	1299	62	2	1	2.86	7	10	3	616	.909
Marv Edwards	1	60	3	0	0	3.00	0	1	0	30	.909
Al Smith	91	5027	257	3	4	3.07	24	42	17	2277	.899
Les Binkley	196	11,046	574	8	11	3.12	58	94	34	5022	.897
Joe Daley	38	2143	112	4	2	3.14	11	18	6	1094	.907
Jim Rutherford	115	6252	327	6	4	3.14	44	49	14	2915	.899
Gary Inness	100	5366	299	6	2	3.34	39	37	13	2591	.897
Dunc Wilson	66	3807	224	1	5	3.53	23	30	10	1750	.887
Michel Plasse	75	4190	251	1	2	3.59	33	24	14	2013	.889
Pat Riffin	39	2157	131	1	0	3.64	15	14	7	916	.868
Gilles Meloche	104	5726	348	10	0	3.65	34	43	17	2491	.865
Gary Edwards	6	360	22	0	1	3.67	3	2	1	171	.886
Steve Guenette	32	1779	110	2	1	3.71	17	15	0	822	.882
Cam Newton	16	814	51	2	0	3.76	4	7	1	360	.876
Andy Brown	45	2476	156	0	1	3.78	16	20	6	1126	.878
Greg Millen	135	7839	501	10	4	3.83	57	56	18	3482	.874
Denis Herron	290	16,104	1040	22	6	3.87	88	133	44	8072	.886
F. PIETRANGELO	36	1876	125	2	1	4.00	14	14	0	884	.876
Roberto Romano	123	6926	462	9	4	4.00	45	62	7	3354	.879
TOM BARRASSO	44	2406	162	4	0	4.04	18	15	7	1283	.888
Rob Holland	44	2513	171	4	1	4.08	11	22	9	1060	.861
Michel Dion	151	8477	605	22	0	4.28	42	79	20	3998	.855
Nick Ricci	19	1087	79	4	0	4.36	7	12	0	474	.857
WENDELL YOUNG	22	1150	92	0	0	4.80	12	9	0	581	.863
Bob Johnson	12	476	40	0	0	5.04	3	4	1	237	.856
Bob Taylor	2	78	7	1	0	5.38	0	1	0	41	.837
Paul Harrison	13	700	64	1	0	5.49	3	7	0	288	.816
Gordie Laxton	17	800	74	2	0	5.55	4	9	1	359	.829
Vincent Tremblay	4	240	24	1	0	6.00	0	4	0	117	.830
Brian Ford	8	457	48	0	0	6.30	2	6	0	248	.838
Rich Tabaracci	1	33	4	0	0	7.27	0	0	0	17	.810
Paul Hoganson	2	57	7	0	0	7.37	0	1	0	21	.750
Greg Redquest	1	13	3	0	0	13.85	0	0	0	2	.400
TOTALS	1718	104,593	6480	129	51	3.72	636	848	254	49,068	.883

Key **BOLD FACE** = Active Pittsburgh Players

COACHES & RECORDS

YEAR	COACH	GP	W	L	T	PTS	GF	GA	PCT.
1967-68	Red Sullivan	74	27	34	13	67	195	216	.453
	(Home)	37	15	12	10	40	115	101	.541
	(Road)	37	12	22	3	27	80	115	.365
Fifth in Western Division - 10th of 12 teams - Did not make playoffs									
1968-69	Red Sullivan	76	20	45	11	51	189	252	.336
	(Home)	38	12	20	6	30	99	113	.395
	(Road)	38	8	25	5	21	90	139	.276
Fifth in Western Division - 11th of 12 teams - Did not make playoffs									
1969-70	Red Kelly	76	26	38	12	64	182	238	.421
	(Home)	38	17	13	8	42	105	108	.553
	(Road)	38	9	25	4	22	77	130	.289
Second in Western Division - 7th of 12 teams - Eliminated Oakland 4-0 in Quarterfinals; Lost to St. Louis 4-2 in Semifinals									
1970-71	Red Kelly	78	21	37	20	62	221	240	.397
	(Home)	39	18	12	9	45	126	92	.576
	(Road)	39	3	25	11	17	95	148	.218
Sixth in Western Division - 11th of 14 teams - Did not make playoffs									
1971-72	Red Kelly	78	26	38	14	66	220	258	.423
	(Home)	39	18	15	6	42	132	125	.538
	(Road)	39	8	23	8	24	88	133	.308
Fourth in Western Division - 9th of 14th teams - Lost Chicago 4-0 in Quarterfinals									
1972-73	TOTAL	78	32	37	9	73	257	265	.468
	Red Kelly	42	17	19	6	40	144	137	.476
	(Home)	20	12	6	2	26	84	56	.650
	(Road)	22	5	13	4	14	60	81	.318
	Ken Schinkel	36	15	18	3	33	113	128	.458
	(Home)	19	12	5	2	26	66	48	.684
(Road)	17	3	13	1	7	47	80	.206	
Ken Schinkel replaced Red Kelly on January 13, 1973									
Fifth in Western Divisions - 10th of 16 teams - Did not make playoffs									
1973-74	TOTAL	78	28	41	9	65	242	273	.417
	Ken Schinkel	50	14	31	5	33	138	185	.330
	(Home)	26	7	16	3	17	69	87	.327
	(Road)	24	7	15	2	16	69	98	.333
	Marc Boileau	28	14	10	4	32	104	88	.571
	(Home)	13	8	2	3	19	55	29	.731
(Road)	15	6	8	1	13	49	59	.433	
Marc Boileau replaced Ken Schinkel on February 6, 1974									
Fifth in Western Division - 11th of 16 teams - Did not make playoffs									
1974-75	Marc Boileau	80	37	28	15	89	326	289	.556
	(Home)	40	25	5	10	60	192	113	.750
	(Road)	40	12	23	5	29	134	176	.363
Third in Norris Division - 6th of 18 teams - Eliminated St. Louis 2-0 in Preliminary Round; Lost to NY Islanders 4-3 in Quarterfinals									
1975-76	TOTAL	80	35	33	12	82	339	303	.513
	Marc Boileau	43	15	23	5	35	161	181	.407
	(Home)	18	9	6	3	21	83	74	.583
	(Road)	25	6	17	2	14	78	107	.280
	Ken Schinkel	37	20	10	7	47	178	122	.635
	(Home)	22	14	5	3	31	113	63	.765
(Road)	15	6	5	4	16	65	59	.533	
Ken Schinkel replaced Marc Boileau on January 17, 1976									
Third in Norris Division - 8th of 18 teams - Lost to Toronto 2-1 in Preliminary Round									
1976-77	Ken Schinkel	80	34	33	13	81	240	252	.506
	(Home)	40	22	12	6	50	139	119	.625
	(Road)	40	12	21	7	31	101	133	.386
Third in Norris Division - 7th of 18 teams - Lost to Toronto 2-1 in Preliminary Round									

COACHES & RECORDS

YEAR	COACH	GP	W	L	T	PTS	GF	GA	PCT.
1977-78	Johnny Wilson	80	25	37	18	68	254	321	.425
	(Home)	40	16	15	9	41	143	147	.513
	(Road)	40	9	22	9	27	111	174	.338
Fourth in Norris Division - 12th of 18 team - Did not make playoffs									
1978-79	Johnny Wilson	80	36	31	13	85	281	279	.531
	(Home)	40	23	12	5	51	152	120	.638
	(Road)	40	13	19	8	34	129	159	.425
Second in Norris Division - 8th of 18 teams - Eliminated Buffalo 2-1 in Preliminary Round; Lost to Boston 4-0 in Quarterfinals									
1979-80	Johnny Wilson	80	30	37	13	73	251	303	.456
	(Home)	40	20	13	7	47	145	134	.588
	(Road)	40	10	24	6	26	106	169	.325
Third in Norris Division - 13th of 21 teams - Lost to Boston 3-2 in Preliminary Round									
1980-81	Eddie Johnston	80	30	37	13	73	302	345	.456
	(Home)	40	21	16	3	45	160	154	.563
	(Road)	40	9	21	10	28	142	191	.350
Third in Norris Division - 15th of 21 teams - Lost to St. Louis 3-2 in Preliminary Round									
1981-82	Eddie Johnston	80	31	36	13	75	310	337	.469
	(Home)	40	21	11	8	50	167	143	.625
	(Road)	40	10	25	5	25	143	194	.313
Fourth in Patrick Division - 12th of 21 teams - Lost to NY Islanders 3-2 in Preliminary Round									
1982-83	Eddie Johnston	80	18	53	9	45	257	394	.563
	(Home)	40	14	22	4	32	134	170	.400
	(Road)	40	4	31	5	13	123	224	.163
Sixth in Patrick Division - 21st of 21 teams - Did not make playoffs									
1983-84	Lou Angotti	80	16	58	6	38	254	390	.238
	(Home)	40	7	29	4	18	132	182	.225
	(Road)	40	9	29	2	20	122	208	.250
Sixth in Patrick Division - 21st of 21 teams - Did not make playoffs									
1984-85	Bob Berry	80	24	51	5	53	276	385	.331
	(Home)	40	17	20	3	37	150	171	.463
	(Road)	40	7	31	2	16	126	214	.200
Sixth in Patrick Division - 20th of 21 teams - Did not make playoffs									
1985-86	Bob Berry	80	34	38	8	76	313	305	.475
	(Home)	40	20	15	5	45	155	133	.563
	(Road)	40	14	23	3	31	158	172	.388
Fifth in Patrick Division - 15th of 21 teams - Did not make playoffs									
1986-87	Bob Berry	80	30	38	12	72	297	290	.450
	(Home)	40	19	15	6	44	164	145	.550
	(Road)	40	11	23	6	28	133	145	.350
Fifth in Patrick Division - 14th of 21 teams - Did not make playoffs									
1987-88	Pierre Creamer	80	36	35	9	81	319	316	.506
	(Home)	40	22	12	6	50	171	140	.625
	(Road)	40	14	23	3	31	148	176	.388
Sixth in Patrick Division - Did not make playoffs - 12th of 21 teams									
1988-89	Gene Ubriaco	80	40	33	7	87	347	349	.544
	(Home)	40	24	13	3	51	185	159	.638
	(Road)	40	16	20	4	36	162	190	.450
Second in Patrick Division - 6th of 21 teams - Eliminated NY Rangers 4-0 in Division Semi-Finals; Lost to Philadelphia 4-3 in Division Finals									

		TOTALS							
COACH		GP	W	L	T	PTS	GF	GA	PCT.
Gene Ubriaco		80	40	33	7	87	347	349	.544
Marc Boileau		151	66	61	24	156	591	558	.517
Pierre Creamer		80	36	35	9	81	319	316	.506
Ken Schinkel		203	83	92	28	194	669	687	.478
Johnny Wilson		240	91	105	44	226	786	903	.471
Red Kelly		274	90	132	52	232	767	873	.423
Bob Berry		240	88	127	25	201	886	980	.419
Eddie Johnston		240	79	126	35	193	869	1076	.402
Red Sullivan		150	47	79	24	118	384	468	.393
Lou Angotti		80	16	58	6	38	254	390	.238
TOTAL		1738	636	848	254	1526	5872	6600	.439
Home		869	413	333	134	960	4145	2926	.552
Road		869	223	526	120	566	2636	3674	.326

PITTSBURGH PENGUINS TEAM RECORDS

SEASON

POINTS

Most Overall:	89 (1974-75) (37 wins & 15 ties)
Most Home:	60 (1974-75) (25 wins & 10 ties)
Most Road:	36 (1988-89) (16 wins & 4 ties)
Fewest Overall:	38 (1983-84) (16 wins & 6 ties)
Fewest Home:	18 (1983-84) (7 wins & 4 ties)
Fewest Road:	13 (1982-83) (4 wins & 5 ties)

WINS

Most Overall:	40 (1988-89)
Most Home:	25 (1974-75)
Most Road:	16 (1988-89)
Fewest Overall:	16 (1983-84)
Fewest Home:	7 (1983-84)
Fewest Road:	3 (1970-71)

LOSSES

Most Overall:	58 (1983-84)
Most Home:	29 (1983-84)
Most Road:	31 (1982-83)
Fewest Overall:	28 (1974-75)
Fewest Home:	5 (1974-75)
Fewest Road:	19 (1978-79)

TIES

Most Overall:	20 (1970-71)
Most Home:	10 (1967-68) & (1974-75)
Most Road:	11 (1970-71)
Fewest Overall:	7 (1988-89)
Fewest Home:	3 (1980-81) & (1988-89)
Fewest Road:	3 (1967-68) & (1973-74) & (1987-88)

GOALS

Most For Overall:	347 (1988-89)
Most For Home:	196 (1975-76)
Most For Road:	162 (1988-89)
Most Against Overall:	394 (1982-83)
Most Against Home:	182 (1983-84)
Most Against Road:	224 (1982-83)
Fewest For Overall:	182 (1969-70)
Fewest For Home:	99 (1968-69)
Fewest For Road:	77 (1969-70)
Fewest Against Overall:	216 (1967-68)
Fewest Against Home:	92 (1970-71)
Fewest Against Road:	115 (1967-68)

ASSISTS

Most For:	583 (1988-89)
Most Against:	665 (1982-83)
Fewest For:	294 (1969-70)
Fewest Against:	338 (1967-68)

POINTS

Most For:	930 (1988-89)
Most Against:	1049 (1982-83)
Fewest For:	476 (1969-70)
Fewest Against:	554 (1967-68)

SEASON RECORDS

PENALTIES

Most For:	897 (1988-89)
Fewest For:	248 (1967-68)
Most Against:	906 (1988-89)
Fewest Against:	330 (1967-68)

PENALTY MINUTES

Most For:	2670 (1988-89) **
Fewest For:	554 (1967-68)
Most Against:	2702 (1988-89)
Fewest Against:	750 (1967-68)

MINORS

Most For:	773 (1987-88)
Fewest For:	237 (1967-68)
Most Against:	752 (1987-88)
Fewest Against:	315 (1967-68)

MAJORS

Most For:	118 (1988-89)
Fewest For:	1 (1967-68)
Most Against:	114 (1988-89)
Fewest Against:	6 (1967-68)

MISCONDUCTS

Most For:	69 (1981-82)
Fewest For:	1 (1968-69)
Most Against:	87 (1981-82)
Fewest Against:	7 (1976-77)

SHOTS ON GOAL

Most For:	2761 (1974-75)
Fewest For:	2231 (1968-69)
Most Against:	2908 (1983-84)
Fewest Against:	2168 (1987-88)

POWER PLAY CHANCES

Most For:	500 (1987-88)
Fewest For:	262 (1977-78) & (1979-80)
Most Against:	507 (1987-88)
Fewest Against:	193 (1967-68)

POWER PLAY GOALS

Most For:	119 (1988-89) **
Fewest For:	37 (1967-68)
Most Against:	120 (1987-88)
Fewest Against:	31 (1967-68)

POWER PLAY PERCENTAGE

Highest For:	24.7 (1981-82)
Lowest For:	13.6 (1967-68)
Highest Against:	27.4 (1982-83)
Lowest Against:	16.1 (1967-68)

SHORTHANDED GOALS

Most For:	21 (1988-89)
Fewest For:	2 (1967-68) & (1968-69)
Most Against:	22 (1984-85) **
Fewest Against:	4 (1973-74), (1978-79) & (1979-80)

KEY: ** = NHL RECORD

SEASON RECORDS

80 or More-Point Men in a Season

Most For: 4 (1988-89) (Mario Lemieux 199, Rob Brown, 115, Paul Coffey 113 & Dan Quinn 94)
Fewest For: 0 (10 times - last time in 1982-83)

90 or More-Point Men in a Season

Most For: 4 (1988-89) (Mario Lemieux 199, Rob Brown, 115, Paul Coffey 113 & Dan Quinn 94)
Fewest For: 0 (15 times - last time in 1982-83)

100 or More-Point Men in a Season

Most For: 3 (1988-89) (Mario Lemieux 199, Rob Brown 115 & Paul Coffey 113)
Fewest For: 0 (16 times - last time in 1983-84)

20 or More-Goal Men in a Season

Most For: 9 (1974-75) (Jean Pronovost 43, Rick Kehoe 32, Vic Hadfield 31, Peter Lee 31, Bob Kelly 27, Lowell MacDonald 27, Chuck Arnason 26, Syl Apps 24 & Ron Schock 23)
Fewest For: 1 (1968-69) (Keith McCreay 25)

30 or More-Goal Men in a Season

Most For: 5 (1975-76) (Pierre Larouche 53, Jean Pronovost 52, Syl Apps 32, Lowell MacDonald 30 & Vic Hadfield 30)
Fewest For: 0 (5 times - last time in 1982-83)

40 or More-Goal Men in a Season

Most For: 2 (6 times - last time in 1988-89)
Fewest For: 0 (11 times - last time in 1982-83)

50 or More-Goal Men in a Season

Most For: 2 (1975-76) (Pierre Larouche 53, & Jean Pronovost 52)
Fewest For: 0 (16 times - last time in 1985-86)

40 or More-Assist Men in a Season

Most For: 7 (1975-76) (Syl Apps 67, Ron Stackhouse 60, Pierre Larouche 58, Jean Pronovost 52, Rick Kehoe 47, Ron Schock 44 & Lowell MacDonald 43)
Fewest For: 0 (5 times - last time in 1979-80)

50 or More-Assist Men in a Season

Most For: 4 (2 times - last time in 1988-89)
Fewest For: 0 (11 times - last time in 1983-83)

60 or More-Assist Men in a Season

Most For: 4 (1988-89) (Mario Lemieux 114, Paul Coffey 83, Rob Brown 66 & Dan Quinn 60)
Fewest For: 0 (14 times - last time in 1986-87)

100 or More-Penalty Minute Men in a Season

Most For: 15 (1988-89) (Jay Caufield 285, Paul Coffey 193, Troy Loney 165, Jim Johnson 163, Dave Hannan 157, Randy Cunneyworth 156, Randy Hillier 141, Richard Zemlak 135, Steve Dykstra 126, Bob Errey 124, Rob Brown 118, John Cullen 112, Rod Buskas 105, Dan Quinn 102 & Mario Lemieux 100)
Fewest For: 0 (2 times - last time 1968-69)

200 or More-Penalty Minute Men in a Season

Most For: 3 (1981-82) (Paul Baxter 409, Pat Price 322 & Pat Boutette 230)
Fewest For: 0 (12 times - last time in 1985-86)

GAME RECORDS

MOST GOALS

For, Home:	12 vs Washington (March 15, 1975)
For, Road:	9 at California (December 17, 1975) 9 at Vancouver (March 13, 1979) 9 at Minnesota (January 12, 1989)
Against, Home:	10 vs Edmonton (February 19, 1983)
Against, Road:	13 at Philadelphia (March 22, 1984)
For, Two Games:	18 (March 15 to March 16, 1975)
For, Three Games:	23 (February 17 to February 21, 1976)
For, Four Games:	29 (February 15 to February 21, 1976)
For, Five Games:	34 (February 12 to February 21, 1976)
Against, Two Games:	19 (March 22 to March 24, 1984)
Against, Three Games:	23 (four times-last time-March 1985)
Against, Four Games:	28 (five times-last time-March 1985)
Against, Five Games:	34 (five times-last time-March 1985)
For, Both Teams, Home:	17 vs Edmonton (February 19, 1983) (Edmonton 10, Pittsburgh 7)
For, Both Teams, Road:	17 at Philadelphia (March 22, 1984) (Philadelphia 13, Pittsburgh 4)

FEWEST GOALS

For, Two Games:	0 (four times-last time-Feb. 1980)
For, Three Games:	1 (October 31 to November 4, 1973)
For, Four Games:	2 (October 31 to November 7, 1973)
Against, Two Games:	1 (eleven times-last time-Feb. 1986)
Against, Three Games:	1 (February 20 to February 24, 1973)
Against, Four Games:	3 (February 20 to February 25, 1973)

MOST ASSISTS

For, Home:	20 vs Washington (March 15, 1975)
For, Road:	16 at NY Islanders (December 15, 1988)
Against, Home:	15 vs Minnesota (February 3, 1980) 15 vs Edmonton (February 19, 1983)
Against, Road:	22 at Philadelphia (March 22, 1984)
For, Both Teams, Home:	28 vs Edmonton (February 19, 1983)
For, Both Teams, Road:	29 at Hartford (December 26, 1980)

MOST POINTS

For, Home:	32 vs Washington (March 15, 1975)
For, Road:	24 at NY Islanders (December 15, 1988) 24 at Minnesota (January 12, 1989)
Against, Home:	25 vs Edmonton (February 19, 1983)
Against, Road:	35 at Philadelphia (March 22, 1984)
For, Both Teams, Home:	45 vs Edmonton (February 19, 1983)
For, Both Teams, Road:	45 at Hartford (December 26, 1980) 45 at Philadelphia (March 22, 1984)

MOST POWER PLAY GOALS

For:	6 vs Toronto (December 12, 1986)
Against:	5 vs New Jersey (October 29, 1986) 5 at Buffalo (October 12, 1988) 5 at Hartford (February 26, 1989)
For, Both Teams:	10 vs New Jersey (October 29, 1989) (5 - Pittsburgh & 5 - New Jersey)

GAME RECORDS

MOST POWER PLAY CHANCES

For: 12 vs New Jersey (March 1, 1989)
 Against: 14 vs Washington (October 11, 1988)
 For, Both Teams: 22 at Washington (January 1, 1988)
 (9 - Pittsburgh & 13 - Washington)
 22 vs Philadelphia (March 19, 1988)
 (10 - Pittsburgh & 12 - Philadelphia)

MOST SHORTHANDED GOALS

For: 2 (Nine times - last time Dec. 31, 1989)
 Against: 3 at Toronto (November 16, 1988)
 For, Both Teams: 4 vs Chicago (December 6, 1989)
 (2 - Pittsburgh & 2 - Chicago)

PENALTIES

Most For, Home: 28 vs Edmonton (Jan. 19, 1980) (12-8-8)
 Most For, Road: 32 at NY Rangers (Oct. 30, 1988) (14-10-8)
 Most by Opponent, Home: 24 vs Edmonton (Jan. 19, 1980) (9-9-6)
 Most by Opponent, Road: 27 at NY Rangers (Oct. 30, 1988) (12-8-7)
 Most by Both Teams, Home: 52 vs Edmonton (January 19, 1980)
 Most by Both Teams, Road: 50 at NY Islanders (October 14, 1982)

PENALTY MINUTES

Most For, Home: 144 vs Edmonton (Jan. 19, 1980) (12-8-8)
 Most For, Road: 158 at NY Rangers (Oct. 30, 1988) (14-10-8)
 Most by Opponent, Home: 123 vs Edmonton (Jan. 19, 1980) (9-9-6)
 Most by Opponent, Road: 134 at NY Rangers (Oct. 30, 1988) (12-8-7)
 Most by Both Teams, Home: 267 vs Edmonton (Jan. 19, 1980)
 (Pittsburgh 144, Edmonton 123)
 Most by Both Teams, Road: 292 at NY Rangers (Oct. 30, 1988)
 (Pittsburgh 158, NY Rangers 134)

SHOTS

Most For, Home: 65 vs Washington (Low/Belhumer) (March 15, 1975)
 Most For, Road: 49 at Toronto (Hamel) (November 20, 1974)
 49 at Chicago (Esposito) (February 25, 1979)
 Most Against, Home: 55 vs Montreal (Wilson/Laxton) (Oct. 23, 1976)
 Most Against, Road: 62 at Chicago (Barrasso) (March 12, 1989)
 Fewest For, Home: 17 vs Philadelphia (St.Croix) (October 23, 1982)
 17 vs Philadelphia (Hextall) (Dec. 29, 1988)
 17 vs Calgary (Vernon) (Feb. 12, 1989)
 Fewest For, Road: 11 at Boston (Gilbert) (March 27, 1977)
 Fewest Against, Home: 13 vs Los Angeles (Smith) (Oct. 22, 1969)
 Fewest Against, Road: 15 at California (Binkley) (Oct. 17, 1971)

SAVES

Most For, Home: 48 vs Philadelphia (Dion) (Oct. 23, 1982)
 Most For, Road: 57 at Chicago (Barrasso) (March 12, 1989)
 Most Against, Home: 53 vs Montreal (Thomas) (March 10, 1974)
 Most Against, Road: 47 at Chicago (Esposito) (Feb. 25, 1979)
 Fewest For, Home: 11 vs Los Angeles (Smith) (Oct. 22, 1969)
 11 vs NY Rangers (Millen) (Dec. 22, 1979)
 Fewest For, Road: 11 at Vancouver (Riggin/Guenette) (Nov. 17, 1987)
 Fewest by Opponent, Home: 13 vs Philadelphia (St. Croix) (Oct. 23, 1982)
 Fewest by Opponent, Road: 9 at Montreal (Penney) (Oct. 13, 1984)

PERIOD RECORDS

MOST GOALS

For, Home:	7 vs St. Louis (November 22, 1972)
For, Road:	5 at NY Rangers (October 28, 1973)
Against, Home:	6 vs Minnesota (February 3, 1982)
	6 vs Minnesota (January 12, 1983)
	6 vs Montreal (January 15, 1983)
	6 vs Quebec (February 16, 1985)
Against, Road:	7 at Philadelphia (March 22, 1984)
For, Both Teams, Home:	8 vs St. Louis (November 22, 1972)
	8 vs Vancouver (October 6, 1976)
	8 vs Montreal (January 11, 1978)
	8 vs Detroit (November 4, 1978)
	8 vs Montreal (January 15, 1983)
For, Both Teams, Road:	8 at Vancouver (March 16, 1974)
	8 at Hartford (November 30, 1979)
	8 at Hartford (December 26, 1980)

MOST ASSISTS

For, Home:	11 vs St. Louis (November 22, 1972)
For, Road:	9 at NY Rangers (October 28, 1973)
Against, Home:	12 vs Quebec (February 16, 1985)
Against, Road:	13 at Philadelphia (March 22, 1984)
For, Both Teams, Home:	15 vs Vancouver (October 6, 1976)
For, Both Teams, Road:	14 at NY Islanders (December 11, 1976)
	14 at Hartford (December 26, 1980)

MOST POINTS

For, Home:	18 vs St. Louis (November 22, 1972)
For, Road:	14 at NY Rangers (October 28, 1973)
Against, Home:	18 vs Quebec (February 16, 1985)
Against, Road:	20 at Philadelphia (March 22, 1984)
For, Both Teams, Home:	23 vs Vancouver (October 6, 1976)
For, Both Teams, Road:	21 at Vancouver (March 16, 1974)
	21 at NY Islanders (December 11, 1976)

PENALTIES

Most For, Home:	24 vs Edmonton (January 19, 1980) (9-7-8)
Most For, Road:	32 at NY Rangers (Oct. 30, 1988) (14-12-6)
Most by Opponent, Home:	22 at New Jersey (March 25, 1989) (17-3-2)
Most by Opponent, Road:	33 vs Philadelphia (Dec. 8, 1988) (18-9-6)
Most For, Both Teams, Home:	43 vs Edmonton (January 19, 1980)
Most For, Both Teams, Road:	64 at Philadelphia (December 8, 1988)

PERIOD RECORDS

PENALTY MINUTES

Most For, Home: 133 vs Edmonton (January 19, 1980)
Most For, Road: 146 at NY Rangers (October 30, 1988)
Most by Opponent, Home: 110 vs Edmonton (January 19, 1980)
Most by Opponent, Road: 141 at Philadelphia (December 8, 1988)
Most For, Both Teams, Home: 243 vs Edmonton (January 19, 1980)
Most For, Both Teams, Road: 272 at NY Rangers (October 30, 1988)

MOST SHOTS

For, Home: 27 vs Washington (Low) (March 15, 1975)
For, Road: 23 at Washington (Parro) (March 28, 1982)
Against, Home: 25 vs Vancouver (Barrasso) (Jan. 7, 1989)
Against, Road: 28 at NY Islanders (Herron) (Dec. 5, 1978)

FEWEST SHOTS

For, Home: 1 vs NY Rangers (Froese) (December 19, 1987)
For, Road: 1 at Boston (Cheevers) (December 15, 1968)
1 at NY Rangers (Giacomin) (March 8, 1970)
1 at Chicago (Esposito) (February 10, 1974)
1 at Montreal (Penney) (October 13, 1985)
1 at Detroit (Hanlon) (Feb. 23, 1989)
Against, Home: 1 vs NY Rangers (Holland) (Nov. 24, 1979)
1 vs Calgary (Dion) (March 7, 1982)
1 vs Washington (Riggin) (November 11, 1987)
Against, Road: 1 at Washington (Herron) (January 6, 1977)

MOST SAVES

For, Home: 23 vs Vancouver (Barrasso) (Jan. 7, 1989)
For, Road: 25 at NY Islanders (Herron) (Dec. 5, 1978)
Against, Home: 24 vs Hartford (Veisor) February 19, 1981)
Against, Road: 22 at Minnesota (Worsley) (March 23, 1974)

FEWEST SAVES

For, Home: 0 vs Boston (Barrasso) (March 14, 1989)
For, Road: 1 at St. Louis (Binkley) (March 19, 1970)
1 at Los Angeles (Hoganson/Smith) (March 20, 1971)
1 at Washington (Herron) (January 6, 1977)
1 at Boston (Dion) (November 14, 1981)
1 at St. Louis (Meloche) (December 12, 1987)
By Opponent, Home: 1 vs Toronto (Palmateer) (December 26, 1976)
1 vs Buffalo (Desjardins) (January 15, 1977)
1 vs NY Rangers (Froese) (December 19, 1987)
By Opponent, Road: 0 at Boston (Cheevers) (December 15, 1968)

GOALTENDER RECORDS

MOST GAMES

All Time: 290 - Denis Herron
One Season: 63 - Greg Millen (1980-81)
Home, One Season: 34 - Greg Millen (1980-81)
34 - Michel Dion (1981-82)
Road, One Season: 31 - Denis Herron (1978-79)

MOST MINUTES PLAYED

All Time: 16,104 - Denis Herron
One Season: 3,721 - Greg Millen (1980-81)
Home, One Season: 2,040 - Greg Millen (1980-81)
Road, One Season: 1,748 - Denis Herron (1978-79)

MOST GOALS AGAINST

All Time: 1040 - Denis Herron
One Season: 258 - Greg Millen (1980-81)
Home, One Season: 128 - Greg Millen (1980-81)
Road, One Season: 130 - Greg Millen (1980-81)

LOWEST GOALS AGAINST AVERAGE

All Time: 2.86 - Hank Bassen
One Season: 2.86 - Hank Bassen (1967-68)
2.86 - Les Binkley (1970-71)
Home, One Season: 2.02 - Al Smith (1970-71)
Road, One Season: 2.81 - Dunc Wilson (1976-77)

MOST SHUTOUTS

All Time: 11 - Les Binkley
One Season: 6 - Les Binkley (1967-68)
Home, One Season: 3 - Les Binkley (1967-68)
Road, One Season: 3 - Les Binkley (1967-68)

MOST SAVES

All Time: 8,072 - Denis Herron
One Season: 1,920 - Denis Herron (1977-78)
Home, One Season: 938 - Denis Herron (1977-78)
Road, One Season: 982 - Denis Herron (1977-78)
Per Game, All Time: 30.6 - Joe Daley
Per Game, One Season: 32.6 - Denis Herron (1977-78)
Per Game, Home, One Season: 31.2 - Joe Daley (1968-69)
Per Game, Road, One Season: 35.8 - Denis Herron (1977-78)
Best Save Pct., All Time: .908 - Hank Bassen
Best Save Pct., One Season: .912 - Jim Rutherford (1972-73)

GOALTENDER RECORDS

MOST WINS

All Time: 88 - Denis Herron
 25 - Greg Millen (1980-81)
 25 - Michel Dion (1981-82)
One Season: 19 - Greg Millen (1980-81)
 19 - Michel Dion (1981-82)
Home, One Season: 19 - Michel Dion (1981-82)
Road, One Season: 10 - Les Binkley (1967-68)

MOST LOSSES

All Time: 133 - Denis Herron
One Season: 31 - Les Binkley (1968-69)
Home, One Season: 17 - Les Binkley (1968-69)
Road, One Season: 17 - Les Binkley (1967-68)
 17 - Michel Dion (1981-82)

MOST TIES

All Time: 44 - Denis Herron
One Season: 15 - Denis Herron (1977-78)
Home, One Season: 9 - Les Binkley (1967-68)
Road, One Season: 7 - Denis Herron (1977-78) & (1978-79)
 7 - Greg Millen (1980-81)

LONGEST CONSECUTIVE STREAKS

Wins: 7 - Roberto Romano (Oct.11 to Oct.25, 1986)
Home, Wins: 13 - Jim Rutherford (Feb.16 to Nov.22, 1972)
Road, Wins: 5 - Frank Pietrangelo (Jan.16 to Feb.13, 1988)
Losses: 9 - Michel Dion (Dec.20, 1983 to Mar.1, 1984)
Home, Losses: 5 - Denis Herron (Oct. 18, to Nov. 16, 1983)
 5 - Michel Dion (Apr. 3, to Oct. 22, 1982)
Road, Losses: 10 - Joe Daley (Nov.13, 1968 to Mar.20, 1969)
 10 - Denis Herron (Dec.22, 1984 to Mar.30, 1985)
 11 - Michel Plasse (Jan.25 to Mar.6, 1976)(6-0-5)
 18 - Michel Plasse (Jan.11 to Dec.31, 1975)(14-0-4)
Unbeaten: 7 - Denis Herron (Mar.13 to Mar.27, 1979)(5-0-2)
Home, Unbeaten: 15 - Al Smith (Jan.28 to Apr.1, 1971)(0-10-5)
Road, Unbeaten: 9 - Les Binkley (Nov.6 to Dec.21, 1968)(0-8-1)
Winless: 26 - Al Smith (Mar.5, 1970 to Apr.1, 1971)(0-18-8)
Home, Winless: 26 - Greg Millen (Feb.7 to Apr.4, 1981)(11-10-5)
Road, Winless: 22 - Les Binkley (Jan.12 to Mar.2, 1967) (7-10-5)
Games Played: 20 - Denis Herron (Jan.29 to Mar.14, 1978) (6-7-7)

LONGEST SHUTOUT SEQUENCE:

Individual: 152:24 - Jim Rutherford (Feb. 22 to Feb. 25, 1973)
 115:13 - Les Binkley (Dec. 25 to Dec. 29, 1967)
Team: 152:24 - Jim Rutherford (Feb. 22 to Feb. 25, 1973)
 134:17 - Dunc Wilson and Denis Herron (Mar. 8 to Mar. 12, 1977)
 132:13 - Greg Millen and Rob Holland (Dec. 16 to Dec. 20, 1979)
 124:05 - Joe Daley and Al Smith (Feb. 25 to Feb. 28, 1970)
Against: 183:15 - (Jan. 31 to Feb. 9, 1980)
 170:29 - (Oct. 31 to Nov. 7, 1973)
 158:13 - (Feb. 19 to Feb. 26, 1972)

INDIVIDUAL RECORDS

ALL TIME

Most Games Played:	753- Jean Pronovost
Most Consecutive Games:	320- Ron Schock
Most Goals:	316- Jean Pronovost
Most Assists:	415- Mario Lemieux
Most Points:	715- Mario Lemieux
Most Penalty Minutes:	946- Rod Buskas

SEASON

Most Goals in a Season:	
Overall:	85- Mario Lemieux (1988-89)
Center:	85- Mario Lemieux (1988-89)
Right Wing:	55- Rick Kehoe (1980-81)
Left Wing:	43- Lowell MacDonald (1973-74)
Defense:	30- Paul Coffey (1988-89)
Rookie:	43- Mario Lemieux (1984-85)
Rookie Defenseman:	12- Zarley Zalapski (1988-89)
Most Assists in a Season:	
Overall:	114- Mario Lemieux (1988-89)
Center:	114- Mario Lemieux (1988-89)
Right Wing:	66- Rob Brown (1988-89)
Left Wing:	51- Pat Boutette (1981-82)
Defense:	83- Paul Coffey (1988-89)
Rookie:	57- Mario Lemieux (1984-85)
Rookie Defenseman:	33- Zarley Zalapski (1988-89)
Goalie:	5- Tom Barrasso (1988-89)
Most Points in a Season:	
Overall:	199- Mario Lemieux (1988-89)
Center:	199- Mario Lemieux (1988-89)
Right Wing:	115- Rob Brown (1988-89)
Left Wing:	82- Lowell MacDonald (1973-74)
Defense:	113- Paul Coffey (1988-89)
Rookie:	100- Mario Lemieux (1984-85)
Rookie Defenseman:	45- Zarley Zalapski (1988-89)
Most Penalty Minutes in a Season:	
Overall:	409- Paul Baxter (1981-82)
Center:	157- Dave Hannan (1988-89)
Right Wing:	285- Jay Caufield (1988-89)
Left Wing:	378- Dave Schultz (1977-78)
Defense:	409- Paul Baxter (1981-82)
Rookie:	285- Jay Caufield (1988-89)
Goalie:	60- Andy Brown (1973-74)
Most Shots on Goal in a Season:	
Overall:	382- Mario Lemieux (1987-88)
Center:	382- Mario Lemieux (1987-88)
Right Wing:	299- Jean Pronovost (1975-76)
	299- Rick Kehoe (1980-81)
Left Wing:	260- Lowell MacDonald (1973-74)
Defense:	342- Paul Coffey (1988-89)
Rookie:	209- Mario Lemieux (1984-85)
Most Power Play Goals in a Season:	
Overall:	31- Mario Lemieux (1988-89)
Center:	31- Mario Lemieux (1988-89)
Right Wing:	24- Rob Brown (1988-89)
Left Wing:	14- Pat Boutette (1981-82)
	14- Randy Cunneynworth (1987-88)
Defense:	13- Doug Bodger (1987-88)
Rookie:	13- Rob Brown (1987-88)
Rookie Defenseman:	5- Zarley Zalapski (1988-89)
Most Power Play Assists in a Season:	
Overall:	58- Mario Lemieux (1987-88)
Center:	58- Mario Lemieux (1987-88)
Right Wing:	33- Rick Kehoe (1981-82)
Left Wing:	27- Pat Boutette (1981-82)
Defense:	53- Paul Coffey (1988-89)
Rookie:	23- Zarley Zalapski (1988-89)

INDIVIDUAL RECORDS

SEASON

Most Power Play Points in a Season:

Overall: 80- Mario Lemieux (1988-89)
 80- Mario Lemieux (1987-88)
 80- Mario Lemieux (1988-89)
 80- Mario Lemieux (1987-88)
Center:
 80- Mario Lemieux (1988-89)
 80- Mario Lemieux (1987-88)
Right Wing: 50- Rick Kehoe (1981-82)
Left Wing: 41- Pat Boutette (1981-82)
Defense: 64- Paul Coffey (1988-89)
Rookie: 33- Mario Lemieux (1984-85)

Most Shorthanded Goals in a Season:

Overall: 13- Mario Lemieux (1988-89)
Center: 13- Mario Lemieux (1988-89)
Right Wing: 4- Jean Pronovost (1973-74)
Left Wing: 4- Vic Hadfield (1974-75)
Defense: 2- Bob Woytowich (1968-69)
 2- Moe Mantha (1985-86)
 2- Paul Coffey (1987-88)
Rookie: 2- Jean Pronovost (1968-69)
 2- Mitch Lamoureux (1984-85)
 2- Randy Cunneynworth (1985-86)

Most Game-Winning Goals in a Season:

Overall: 9- Jean Pronovost (1974-75)
Center: 8- Mario Lemieux (1988-89)
Right Wing: 9- Jean Pronovost (1974-75)
Left Wing: 7- Terry Ruskowski (1985-86)
Defense: 3- Darryl Edestrand (1971-72)
 3- Randy Carlyle (1978-79)
 3- Dale Tallon (1978-79)

Most Consecutive Games with:

Goals: 9- Paul Gardner, Feb. 19-Mar. 6, 1983 (10G)
Assists: 14- Mario Lemieux, Jan. 15-Feb. 16, 1986 (23A)
Points: 28- Mario Lemieux, Jan. 11-Mar. 15, 1986 (21-38-59)

GAME

Single Game Highs for:

Goals: 5- Mario Lemieux, Dec. 31, 1988 vs New Jersey
 6- Ron Stackhouse, Mar. 8, 1975 vs Philadelphia
Assists: 6- Greg Malone, Nov. 28, 1979 vs Quebec
 6- Mario Lemieux, Oct. 15, 1988 vs St. Louis
Points: 8- Mario Lemieux, Oct. 15, 1988 vs St. Louis (2-6)
 8- Mario Lemieux, Dec. 31, 1988 vs New Jersey (5-3)
Shots: 14- Ron Stackhouse, April 3, 1976 vs Washington
Penalties: 9- Russ Anderson, Jan. 19, 1980 vs Edmonton
Penalty Minutes: 51- Russ Anderson, Jan. 19, 1980 vs Edmonton

PERIOD

Peroid Highs for:

Goals: 3- Al McDonough, Nov. 18, 1972 vs Atlanta
 3- Lowell MacDonald, Nov. 13, 1973 vs Minnesota
 3- Rick Kehoe, Mar. 10, 1976 vs Buffalo
 3- Mario Lemieux, Dec. 12, 1986 vs Toronto
 3- Mario Lemieux, Oct. 24, 1987 vs Buffalo
 3- Mario Lemieux, Apr. 2, 1988 at Washington
Assists: 3- Mario Lemieux, Dec. 31, 1988 vs New Jersey
 4- Syl Apps, Mar. 24, 1971 vs Detroit
Points: 4- Ron Stackhouse, Mar. 8, 1975 vs Philadelphia
 4- Syl Apps, Mar. 24, 1971 vs Detroit (0-4)
 4- Ron Stackhouse, Mar. 8, 1975 vs Phila. (0-4)
 4- Syl Apps, Mar. 19, 1976 at Washington (1-3)
 4- Mario Lemieux, Dec. 31, 1988 vs New Jersey (1-3)
Shots: 7- Peter Lee, Dec. 26, 1981 vs Buffalo
 7- Mario Lemieux, Nov. 25, 1987 vs Quebec
Penalties: 7- Paul Coffey, Feb. 4, 1988 vs Minnesota
Penalty Minutes: 8- Russ Anderson, Jan. 19, 1980 vs Edmonton
 46- Russ Anderson, Jan. 19, 1980 vs Edmonton

MONTH

Monthly Highs for:

Goals: 17- Mario Lemieux, January 1988 (16 games)
Assists: 25- Mario Lemieux, March 1988 (14 games)
Points: 38- Mario Lemieux, October 1988 (11 games) (16-22)

PENGUINS' ALLTIME OVERTIME RECORD

YEAR	GP	W	L	T	PTS	GP	W	L	T	PTS	GP	W	L	T	PTS
1983-84	12	1	5	6	8	7	0	3	4	4	5	1	2	2	4
1984-85	8	3	0	5	11	3	0	0	3	3	5	3	0	2	8
1985-86	14	3	3	8	14	7	1	1	5	7	7	2	2	3	7
1986-87	21	5	4	12	22	11	4	1	6	14	10	1	3	6	8
1987-88	16	5	2	9	19	7	2	1	4	8	7	3	1	3	9
1988-89	10	2	1	7	11	3	0	0	3	3	7	2	1	4	8
TOTAL	81	19	15	47	85	38	7	6	25	39	41	12	9	20	44

PITTSBURGH'S OVERTIME VICTORIES:

- MARIO LEMIEUX** scored at 3:54 on Nov. 14, 1984 vs Marc Behrend of the Winnipeg Jets. - Pittsburgh 4 at Winnipeg 3
- RANDY HILLIER** scored at 1:06 on Dec. 7, 1984 vs Glen Hanlon of the NY Rangers. - Pittsburgh 4 at NY Rangers 3
- WAYNE BABYCH** scored at 1:06 on March 9, 1985 vs Pete Peeters of the Boston Bruins. - Pittsburgh 6 at Boston 5
- DAN FRAWLEY** scored at 0:38 on Dec. 19, 1985 vs Jon Casey of the Minnesota North Stars. - Pittsburgh 4 at Minnesota 3
- DOUG SHEDDEN** scored at 3:54 on Feb. 24, 1986 vs Roland Melanson of the Los Angeles Kings. Los Angeles 5 at Pittsburgh 6
- MARIO LEMIEUX** scored at 0:25 on April 6, 1986 vs Glen Hanlon of the NY Rangers. - Pittsburgh 5 at NY Rangers 4
- DOUG BODGER** scored at 0:50 on Oct. 11, 1986 vs John Vanbiesbrouck of the NY Rangers. - NY Ranger 4 at Pittsburgh 5
- MARIO LEMIEUX** scored at 3:40 on Oct. 14, 1986 vs Roland Melanson of the Los Angeles Kings. - Los Angeles 3 at Pittsburgh 4
- RANDY CUNNEYWORTH** scored at 2:30 on Oct. 22, 1986 vs Jacques Cloutier of the Buffalo Sabres. - Buffalo 4 at Pittsburgh 5
- CHRIS KONTOS** scored at 2:12 on Feb. 8, 1987 vs Alain Chevrier of the New Jersey Devils. - Pittsburgh 2 at New Jersey 1
- MARIO LEMIEUX** scored at 1:26 on April 4, 1987 vs Glen Hanlon of the Detroit Red Wings. - Detroit 3 at Pittsburgh 4
- CRAIG SIMPSON** scored at 4:05 on Oct. 31, 1987 vs Mario Brunetta of the Quebec Nordiques. - Pittsburgh 5 at Quebec 4
- MOE MANTHA** scored at 2:04 on Nov. 14, 1987 vs John Vanbiesbrouck of the NY Rangers. - NY Rangers 2 at Pittsburgh 3
- CHARLIE SIMMER** scored at 0:24 on Jan. 23, 1988 vs Brian Hayward of the Montreal Canadiens. - Pittsburgh 4 at Montreal 3
- MARIO LEMIEUX** scored at 4:11 on Feb. 2, 1988 vs Pete Peeters of the Washington Capitals. - Washington 2 at Pittsburgh 3
- MARIO LEMIEUX** scored at 4:02 on April 2, 1988 vs Clint Malarchuk of the Washington Capitals. - Pittsburgh 7 at Washington 6
- ROB BROWN** scored at 1:39 on Dec. 26, 1988 vs Mike Liut of the Hartford Whalers. - Pittsburgh 4 at Hartford 3
- MARIO LEMIEUX** scored at 3:38 on April 2, 1989 into an open net vs the Philadelphia Flyers. - Pittsburgh 6 at Philadelphia 5

PITTSBURGH'S OVERTIME DEFEATS:

- BOBBY CLARKE** of the Philadelphia Flyers scored at 2:43 on Nov. 20, 1983 vs Denis Herron. Pittsburgh 4 at Philadelphia 5
- PAUL MACLEAN** of the Winnipeg Jets scored at 1:28 on Jan. 18, 1984 vs Michel Dion. - Winnipeg 5 at Pittsburgh 4
- DAVE ANDREYCHUK** of the Buffalo Sabres scored at 0:35 on Feb. 8, 1984 vs Denis Herron. - Buffalo 6 at Pittsburgh 5
- MARK OSBORNE** of the NY Rangers scored at 2:18 on Feb. 26, 1984 vs Denis Herron. - Pittsburgh 3 at NY Rangers 4
- TIGER WILLIAMS** of the Los Angeles scored at 3:10 on Nov. 16, 1985 vs Roberto Romano. - Pittsburgh 3 at Los Angeles 4
- MURRAY CRAVEN** of the Philadelphia Flyers scored at 2:12 on Dec. 22, 1985 vs Gilles Meloche. - Pittsburgh 2 at Philadelphia 3
- ILKKA SINISALO** of the Philadelphia Flyers scored at 1:49 on April 5, 1986 vs Gilles Meloche. - Pittsburgh 2 at Philadelphia 3
- STEVE THOMAS** of the Toronto Maple Leafs scored at 4:36 on Dec. 13, 1986 vs Roberto Romano. - Pittsburgh 2 at Toronto 3
- MIKE BOSSY** of the NY Islanders scored at 3:25 on Dec 23, 1986 vs Roberto Romano. - Pittsburgh 3 at NY Islanders 4
- MIKE GARTNER** of the Washington Capitals scored at 1:30 on Jan. 1, 1987 vs Roberto Romano. - Pittsburgh 3 at Washington 4
- TOMAS SANDSTROM** of the NY Rangers scored at 1:05 on March 14, 1987 vs Pat Riggan. - NY Rangers 3 at Pittsburgh 2
- KEVIN DINEEN** of the Hartford Whalers scored at 0:55 on Jan. 9, 1988 vs Gilles Meloche. - Pittsburgh 4 at Hartford 5
- MARIO MARIOS** of the Winnipeg Jets scored at 2:40 on Feb. 23, 1988 vs Frank Pietrangelo. - Winnipeg 4 at Pittsburgh 3
- DAVE TAYLOR** of the Los Angeles Kings scored at 2:37 on March 7, 1989 vs Tom Barrasso. - Pittsburgh 2 at Los Angeles 3

FASTEST GOALS

ONE PLAYER

- FASTEST TWO GOALS, PITTSBURGH:** 7 seconds by Wally Boyer, March 5, 1970 at Detroit vs Roy Edwards;
9 seconds by Darryl Edestrand, March 12, 1972 at Boston vs Gerry Cheevers
- FASTEST TWO GOALS, OPPONENT:** 6 seconds by Sylvain Turgeon (Hartford) March 28, 1987 at Hartford vs Pat Riggin;
- FASTEST TWO PITTSBURGH ASSISTS:** 7 seconds by Ron Schock, March 5, 1970 at Detroit on goals by Wally Boyer
- FASTEST TWO OPPONENT ASSISTS:** 6 seconds by Pete Mahovlich (Montreal) April 2, 1975 at Montreal
- FASTEST THREE GOALS, PITTSBURGH:** 4:17 by Lowell MacDonald, November 13, 1973 vs Cesare Maniago vs Minnesota
- FASTEST THREE GOALS, OPPONENT:** 3:26 by Stan Gilbertson (Washington) April 6, 1975 vs Bob Johnson at Washington
- FASTEST FOUR GOALS, PITTSBURGH:** 24:21 by Paul Gardner, December 13, 1980 vs Phil Myre vs Philadelphia
- FASTEST FOUR GOALS, OPPONENT:** 34:40 by Stan Gilbertson (Washington) April 6, 1975 vs Bob Johnson at Washington

TEAM

- FASTEST TWO GOALS, BOTH TEAMS:** (NHL RECORD) 4 seconds by Wayne Bianchin (Pittsburgh) & Guy Chouinard (Atlanta), March 15, 1977 at Atlanta
5 seconds by Rick Martin (Buffalo) & Greg Polis (Pittsburgh), January 3, 1974 at Buffalo
- FASTEST TWO PITTSBURGH GOALS:** 7 seconds by Wally Boyer, March 5, 1970 at Detroit vs Roy Edwards;
9 seconds by Al McDonough & Ken Schinkel, November 22, 1972 vs St. Louis
9 seconds by Darryl Edestrand, March 12, 1972 at Boston vs Gerry Cheevers
9 seconds by Randy Cunneynworth & Rob Brown, March 5, 1988 vs NY Islanders vs Billy Smith
- FASTEST TWO OPPONENT GOALS:** 6 seconds by Guy Lafleur & Steve Shutt (Montreal), April 2, 1975 at Montreal
6 seconds by Sylvain Turgeon (2) (Hartford), March 28, 1987 at Hartford
- FASTEST THREE GOALS, BOTH TEAMS:** 32 seconds by Mario Lemieux (Pittsburgh) & Sylvain Turgeon (2) (Hartford), March 28, 1987 at Hartford
- FASTEST THREE PITTSBURGH GOALS:** 27 seconds by Al McDonough, Ken Schinkel & Ron Schock, November 22, 1972 vs St. Louis
- FASTEST THREE OPPONENT GOALS:** 29 seconds by Michel Goulet, Brent Ashton, & Brad Maxwell (Quebec), February 16, 1985 at Pittsburgh
- FASTEST FOUR GOALS, BOTH TEAMS:** 1:17 by Pierre Larouche (Pittsburgh), Guy Lafleur (2) (Montreal) & Pete Mahovlich (Montreal), January 26, 1975 at Montreal
- FASTEST FOUR PITTSBURGH GOALS:** 1:49 by Bryan Hextall, Jean Pronovost, Al McDonough & Ken Schinkel, November 22, 1972 vs St. Louis
1:49 by Jean Pronovost, Al McDonough, Ken Schinkel & Ron Schock, November 22, 1972 vs St. Louis
- FASTEST FOUR OPPONENT GOALS:** 1:22 by Bobby Clarke, Ilkka Sinisalo, Reggie Leach & Ken Linseman (Philadelphia), October 11, 1982 at Philadelphia

FASTEST FIVE GOALS, BOTH TEAMS: 4:25 by Rick Kehoe (Pittsburgh), Ron Schock (Pittsburgh), Murray Oliver (Minnesota), Syl Apps (Pittsburgh) & Barry Gibbs (Minnesota), December 21, 1974 at Minnesota

FASTEST FIVE PITTSBURGH GOALS: 2:07 by Bryan Hextall, Jean Pronovost, Al McDonough, Ken Schinkel & Ron Schock, November 22, 1972 vs St. Louis

FASTEST FIVE OPPONENT GOALS: 2:37 by Duane Sutter, Bryan Trottier (2), John Tonelli & Duane Sutter (NY Islanders), January 26, 1982 at NY Islanders

FASTEST SIX PITTSBURGH GOALS: 5:02 by Greg Polis, Bryan Hextall, Jean Pronovost, Al McDonough, Ken Schinkel & Ron Schock, November 22, 1972 vs St. Louis

FASTEST SEVEN PITTSBURGH GOALS: 12:11 by Al McDonough, Greg Polis, Bryan Hextall, Jean Pronovost, Al McDonough, Ken Schinkel & Ron Schock, November 22, 1972 vs St. Louis

FASTEST PITTSBURGH GOAL, START OF GAME: 6 seconds by Jean Pronovost, March 25, 1976 at St. Louis

FASTEST OPPONENT GOAL, START OF GAME: 9 seconds by Ross Lonsberry (Philadelphia), October 20, 1977 at Philadelphia

FASTEST PITTSBURGH GOAL, START OF 2ND PERIOD: 7 seconds by Lowell MacDonald, February 10, 1973 at Boston

FASTEST OPPONENT GOAL, START OF 2ND PERIOD 7 seconds by Joey Johnston (California), October 20, 1973 at Pittsburgh
7 seconds by Stan Gilbertson (Washington), November 12, 1975 at Washington

FASTEST PITTSBURGH GOAL, START OF 3RD PERIOD: 12 seconds by Greg Polis, April 1, 1972 at Philadelphia

FASTEST OPPONENT GOAL, START OF 3RD PERIOD 16 seconds by Gerry Ehman (California), March 17, 1971 at California
16 seconds by Doug Jarrett (Chicago), February 24, 1974 at Chicago

EARLIEST WINNING GOAL - PITTSBURGH: 35 seconds by Ken Schinkel, October 17, 1972 at NY Islanders (5-0)

EARLIEST WINNING GOAL - OPPONENT: 9 seconds by Ross Lonsberry (Philadelphia), #October 20, 1977 at Philadelphia (11-0)

FASTEST TWO GOALS, FROM START OF GAME: 29 seconds by George Ferguson & Greg Malone, December 6, 1980 vs Chicago

FASTEST TWO GOALS AGAINST, FROM START OF GAME: 40 seconds by Tim Kerr & Bill Barber (Philadelphia), October 9, 1983 at Philadelphia

FASTEST OVERTIME GOAL - PITTSBURGH: 0:24 by Charlie Simmer, January 23, 1988 at Montreal
0:25 by Mario Lemieux, April 6, 1986 at New York Rangers

FASTEST OVERTIME GOAL - OPPONENT: 35 seconds by Dave Andreychuk (Buffalo), February 8, 1984 at Pittsburgh

TEAM BY TEAM RECORDS 1988-89

PITTSBURGH VS	GP	W	L	T	GF	GA	PTS
New Jersey	7	4	1	2	29	24	10
NY Islanders	7	4	2	1	32	26	9
NY Rangers	7	3	3	1	32	32	7
Philadelphia	7	4	3	0	28	25	8
Washington	7	4	3	0	31	35	8
PATRICK DIVISION	35	19	12	4	152	142	42
Boston	3	1	1	1	10	13	3
Buffalo	3	1	2	0	13	16	2
Hartford	3	1	2	0	15	20	2
Montreal	3	1	2	0	8	16	2
Quebec	3	1	2	0	8	16	2
ADAMS DIVISION	15	5	9	1	54	81	11
Chicago	3	3	0	0	20	15	6
Detroit	3	2	0	1	19	13	5
Minnesota	3	1	2	0	12	11	2
St. Louis	3	1	1	1	15	9	3
Toronto	3	2	1	0	16	10	4
NORRIS DIVISION	15	9	4	2	82	58	20
Calgary	3	1	2	0	11	15	2
Edmonton	3	1	2	0	12	15	2
Los Angeles	3	1	2	0	9	14	2
Vancouver	3	2	1	0	14	12	4
Winnipeg	3	2	1	0	13	12	4
SMYTHE DIVISION	15	7	8	0	59	68	14
TOTAL	80	40	33	7	347	349	87

TEAM BY TEAM RECORDS 1967-89

PITTSBURGH VS	GP	W	L	T	GF	GA	PTS	PCT.
Los Angeles	113	47	50	16	363	382	110	.487
Minnesota	100	48	43	9	358	323	105	.525
NY Rangers	123	42	64	17	414	489	101	.410
Detroit	102	43	47	12	360	354	98	.480
Toronto	94	40	39	15	331	337	95	.505
Washington	97	41	47	9	379	382	91	.469
Vancouver	74	40	25	9	311	269	89	.615
Calif./Cleve.*	69	35	16	18	256	194	88	.638
Philadelphia	134	33	82	19	360	522	87	.354
KC/Col./New Jersey*	80	38	32	10	318	296	86	.538
St. Louis	101	35	50	16	321	345	86	.426
NY Islanders	95	31	47	17	311	367	79	.416
Chicago	91	29	49	13	288	338	71	.390
Buffalo	78	20	33	25	252	319	65	.417
Atlanta/Calgary*	63	21	27	15	203	239	57	.452
Boston	94	18	61	15	269	409	51	.271
Montreal	102	19	70	13	277	455	51	.250
Winnipeg	32	19	13	0	126	115	38	.594
Hartford	32	15	15	2	140	141	32	.500
Quebec	32	15	15	2	123	145	32	.500
Edmonton	32	7	23	2	112	179	16	.250
TOTAL	1738	636	848	254	5872	6600	1526	.439
(Atlanta-Calgary)	35	13	14	8	105	115	34	.486
(New Jersey-California)	28	8	13	7	98	124	23	.411
(New Jersey-Colorado)	49	19	24	6	188	203	44	.449
(New Jersey-Kansas City)	23	15	7	1	93	70	31	.674
(New Jersey-Cleveland)	8	4	1	3	37	24	11	.686
(New Jersey-California)	10	8	0	2	35	20	18	.900
(New Jersey-California)	59	27	16	16	221	174	70	.593

Atlanta franchise shifted to Calgary in 1980-81. California franchise shifted to Cleveland from 1976-77 to 1977-78 and then became part of the Minnesota franchise in 1978-79. Kansas City franchise shifted to Colorado in 1976-77 and then to New Jersey in 1982-83.

STREAKS (Winning - Losing - Unbeaten - Winless)

YEAR	OVERALL			HOME			ROAD					
	WIN	UNBT	LOSS	WIN	UNBT	LOSS	WIN	UNBT	LOSS	WIN		
1967-68	4	5	3	4	3	5	2	5	3	3	5	8
1968-69	4	6	7	9	4	4	4	6	2	5	8	14
1969-70	3	4	6	10	4	6	3	4	2	2	4	9
1970-71	2	4	4	8	7	7	2	5	2	3	5	18*
1971-72	4	5	6	9	3	4	3	4	3	6	6	14
1972-73	4	5	5	8	4	8	3	3	1	2	9	9
1973-74	3	4	6	8	3	6	4	4	2	3	4	5
1974-75	3	7	3	7	9*	20*	2	4	3	4	4	6
1975-76	4	11*	3	7	6	10	4	4	2	6	7	9
1976-77	3	6	4	6	3	7	2	3	2	2	3	6
1977-78	2	7	5	6	2	6	3	5	2	6	5	8
1978-79	4	10	4	5	6	8	3	3	3	7*	6	8
1979-80	3	7	6	8	4	7	5	5	2	3	7	7
1980-81	6	6	3	6	5	6	3	3	2	4	8	11
1981-82	4	7	4	9	4	8	2	5	3	3	7	12
1982-83	3	5	11*	18*	3	3	4	7	1	2	18*	18*
1983-84	2	3	8	8	1	2	7*	11*	4*	5	6	7
1984-85	5	5	9	12	3	3	4	7	2	2	8	10
1985-86	5	5	5	7	4	10	4	6	2	2	5	5
1986-87	7*	7	4	9	6	6	2	3	2	2	4	12
1987-88	4	4	6	10	6	5	3	7	4*	4	4	5
1988-89	5	8	4	5	6	10	4	4	3	3	4	8

*Club record

WIN - Winning Streak
LOSS - Losing Streak

UNBT - Unbeaten Streak
WINL - Winless Streak

STREAKS

Longest Winning:	7 (October 9 to October 22, 1986)
Longest Home Winning:	9 (February 26 to April 5, 1975)
Longest Road Winning:	4 (October 14 to November 2, 1983)
	4 (January 16 to January 23, 1988)
Longest Unbeaten:	11 (February 7 to February 28, 1976) (7-0-4)
Longest Home Unbeaten:	20 (Nov. 30, 1974 to Feb. 22, 1975) (12-0-8)
Longest Road Unbeaten:	7 (March 13 to March 27, 1979) (5-0-2)
Longest Losing:	11 (January 22 to February 10, 1983)
Longest Home Losing:	8 (April 3 to Oct. 29, 1983) (2 years)
	7 (October 8 to October 29, 1983)
Longest Road Losing:	18 (December 23, 1982 to March 4, 1983)
Longest Winless:	18 (January 2 to February 10, 1983) (0-17-1)
Longest Home Winless:	12 (April 3 to Nov. 9, 1983) (0-10-2) (2 years)
	11 (October 8 to November 9, 1983) (0-9-2)
Longest Away Winless:	18 (Oct. 25, 1970 to Jan. 14, 1971) (0-11-7)
	18 (Dec. 23, 1982 to March 4, 1983) (0-18-0)
Consecutive Games Scoring:	77 (January 24, 1981 to January 13, 1982)
Consecutive Games Scored Upon:	156 (April 1, 1980 to March 20, 1982)
Consecutive Games Without Being Shutout:	77 (Jan. 24, 1981 to Jan. 13, 1982)
Consecutive Home Games Without Being Shutout:	81 (Nov. 23, 1974 to Nov. 24, 1976)
Consecutive Road Games Without Being Shutout:	63 (April 1, 1980 to Jan. 13, 1982)
Consecutive Games Without Shutting Out Opponent:	156 (March 12, 1977 to Dec. 9, 1978)
Consecutive Home Games Without Shutting Out Opponent:	95 (April 2, 1980 to Dec. 1, 1982)
Consecutive Road Games Without Shutting Out Opponent:	148 (Feb. 25, 1973 to Jan. 6, 1977)
Consecutive Games Tied:	4 (December 8 to December 15, 1979)

PENALTY SHOTS

DATE	PLAYER - TEAM - RESULT - GOALIE - TEAM - LOCATION
Dec. 23, 1967	Bill Collins, Minn. (NG) vs LES BINKLEY, PGH at Pittsburgh
Jan. 31, 1968	GEORGE KONIK, PGH (G) vs Glenn Hall, St. L. at St. Louis
Feb. 5, 1969	CHARLIE BURNS, PGH (NG) vs Ed Giacomin, NYR at Pittsburgh
Mar. 18, 1970	KEITH MCCREARY, PGH (NG) vs Ed Giacomin, NYR at Pittsburgh
Jan. 14, 1971	JEAN PRONOVOST, PGH (G) vs Roy Edwards, Det. at Detroit
Feb. 24, 1971	GREG POLIS, PGH (NG) vs Ernie Wakely, St. L. at Pittsburgh
Feb. 9, 1972	SYL APPS, PGH (G) vs Bernie Parent, Toronto at Toronto
Nov. 12, 1972	LOWELL MACDONALD, PGH (NG) vs Roger Crozier, Buffalo at Buffalo
Jan. 10, 1973	RON SCHOCK, PGH (NG) vs Roy Edwards, Detroit at Pittsburgh
Mar. 10, 1973	RON SCHOCK, PGH (NG) vs Ed Giacomin, NYR at Pittsburgh
Feb. 16, 1974	CHUCK ARNASON, PGH (NG) vs Gilles Meloche, Calif. at Pittsburgh
Mar. 5, 1974	Ralph Stewart, NYI (NG) vs ANDY BROWN, PGH at NY Islanders
Nov. 20, 1974	Dave Keon, Toronto (G) vs GARY INNESS, PGH at Toronto
Nov. 14, 1976	Bill Goldsworthy, NYR (NG) vs DUNC WILSON, PGH at NY Rangers
Nov. 21, 1976	Alain Daigle, Chicago (NG) vs DUNC WILSON, PGH at Pittsburgh
Nov. 30, 1976	RON SCHOCK, PGH (NG) vs Bernie Wolfe, Washington at Washington
Dec. 16, 1976	Al MacAdam, Cleveland (G) vs DENIS HERRON, PGH at Pittsburgh
Oct. 15, 1977	Orest Kindrachuk, Phil. (NG) vs DUNC WILSON, PGH at Pittsburgh
Dec. 4, 1977	BLAIR CHAPMAN, PGH (NG) vs Jim Bedard, Washington at Washington
Jan. 21, 1978	PETE MAHOVLICH, PGH (NG) vs Jim Bedard, Wash. at Washington
Mar. 22, 1978	BLAIR CHAPMAN, PGH (NG) vs Bill McKenzie, Col. at Pittsburgh
Dec. 5, 1978	ROSS LONSBERRY, PGH (NG) vs Glen Resch, NYI at NY Islanders
Feb. 9, 1980	ROSS LONSBERRY, PGH (NG) vs Gilles Meloche, Minn. at Pittsburgh
Jan. 14, 1981	GREG SHEPPARD, PGH (NG) vs Ed Staniowski, St. L. at Pittsburgh
Oct. 11, 1981	Ilkka Sinisalo, Phil. (G) vs PAUL HARRISON, PGH at Pittsburgh
Feb. 17, 1983	Bob Bourne, NYI (NG) vs DENIS HERRON, PGH at NY Islanders
Mar. 16, 1983	Dino Ciccarelli, Minn. (NG) vs DENIS HERRON, PGH at Minnesota
Oct. 14, 1983	DAVE HANNAN, PGH (G) vs Pat Riggan, Washington at Washington
Mar. 17, 1984	Tony Currie, Hartford (NG) vs DENIS HERRON, PGH at Hartford
Nov. 29, 1984	ANDY BRICKLEY, PGH (NG) vs Murray Bannerman, Chi. at Pittsburgh
Dec. 29, 1984	MARIO LEMIEUX, PGH (G) vs Mario Gosselin, Quebec at Quebec
Dec. 29, 1984	Michel Goulet, Quebec (NG) vs DENIS HERRON, PGH at Quebec
Jan. 2, 1985	WARREN YOUNG, PGH (G) vs Tim Bernhardt, Toronto at Toronto
Jan. 21, 1987	Dave Williams, LAK (NG) vs ROBERTO ROMANO, PGH at Los Angeles
Feb. 26, 1987	Alan Kerr, NYI (NG) vs PAT RIGGIN, PGH at NY Islanders
Mar. 1, 1987	Doug Gilmour, St. L. (NG) vs PAT RIGGIN, PGH at Pittsburgh
Mar. 12, 1987	Michel Goulet, Que. (NG) vs PAT RIGGIN, PGH at Pittsburgh
Oct. 9, 1987	Mark Johnson, New Jersey (NG) vs PAT RIGGIN, PGH at New Jersey
Jan. 9, 1988	Dave Tippett, Hartford (NG) vs GILLES MELOCHE, PGH at Hartford
Jan. 19, 1988	MARIO LEMIEUX, PGH (G) vs Kelly Hrudey, NYI at NY Islanders
Dec. 31, 1988	MARIO LEMIEUX, PGH (G) vs Chris Terrerri, NJD at Pittsburgh
Mar. 7, 1989	MARIO LEMIEUX, PGH (G) vs Kelly Hrudey, LAK at Los Angeles
Mar. 18, 1989	JOCK CALLANDER, PGH (G) vs Patrick Roy, Montreal at Pittsburgh

Pittsburgh has scored 10 times in 25 attempts.
Pittsburgh's opponents have scored 3 times in 18 attempts.

Pittsburgh has scored on 2 of 12 chances at home and on 8 of 13 on the road.
Pittsburgh has stopped 5 of 7 shots at home and 10 of 11 on the road.

KEY (G) = GOAL
(NG) = NO GOAL
BOLD FACE = Pittsburgh players

The Penguins have scored on their last six penalty shots since former Penguin Andy Brickley was stopped by Murray Bannerman of Chicago on Nov. 29, 1984. Mario Lemieux has four of the six with Warren Young and Jock Callander each scoring once. The Penguin goaltenders have had even more success by stopping the last ten penalty shots going back to Feb. 1983. The last opponent to score on a penalty shot was Ilkka Sinisalo of the Philadelphia Flyers vs Paul Harrison on Oct. 11, 1981. Former Penguin goalies Pat Riggan and Denis Herron each had faced four of the ten shots with Paul Harrison and Gilles Meloche each facing one shot.

PITTSBURGH SHUTOUTS

NAME/NO.	DATE-LOCATION	SCORE	SAVES
1967-68 (7)			
Les Binkley	Nov. 4 at California	1-0	31
Hank Bassen	Nov. 15 vs Philadelphia	5-0	27
Les Binkley (2)	Dec. 23 vs Minnesota	4-0	23
Les Binkley (3)	Dec. 27 vs California	0-0	24
Les Binkley (4)	Jan. 28 at Boston	1-0	33
Les Binkley (5)	Feb. 1 vs St. Louis	2-0	22
Les Binkley (6)	Mar. 30 vs Philadelphia*	2-0	23
*Game played in Quebec City instead of Philadelphia			
1968-69 (2)			
Joe Daley	Feb. 19 vs Boston	3-0	41
Joe Daley (2)	Mar. 23 vs Minnesota	5-0	32
1969-70 (5)			
Les Binkley (7)	Nov. 12 at Toronto	3-0	31
Les Binkley (8)	Dec. 10 at Los Angeles	2-0	29
Al Smith	Feb. 26 vs Los Angeles	1-0	30
Al Smith (2)	Mar. 8 at NY Rangers	0-0	33
Les Binkley (9)	Mar. 25 vs Minnesota	2-0	25
1970-71 (4)			
Les Binkley (10)	Oct. 17 vs Philadelphia	0-0	24
Al Smith (3)	Dec. 8 vs Toronto	4-0	29
Les Binkley (11)	Mar. 3 vs Montreal	4-0	33
Al Smith (4)	Mar. 13 vs Minnesota	0-0	20
1971-72 (1)			
Jim Rutherford	Feb. 17 at Buffalo	2-0	23
1972-73 (5)			
Denis Herron	Oct. 17 at NY Islanders	5-0	24
Denis Herron (2)	Oct. 24 at Vancouver	4-0	23
Jim Rutherford (2)	Jan. 20 vs Boston	3-0	26
Jim Rutherford (3)	Feb. 20 at NY Islanders	4-0	34
Jim Rutherford (4)	Feb. 24 vs Chicago	2-0	32
1973-74 (1)			
Andy Brown	Mar. 24 vs Detroit	8-0	23
1974-75 (2)			
Gary Inness	Nov. 17 vs Washington	6-0	26
Gary Inness (2)	Nov. 23 vs Los Angeles	0-0	30
1975-76 (2)			
Michel Plasse	Mar. 6 vs Minnesota	5-0	18
Michel Plasse (2)	Mar. 28 vs Detroit	3-0	29
1976-77 (6)			
Dunc Wilson	Nov. 13 vs Philadelphia	1-0	25
Dunc Wilson (2)	Nov. 21 vs Chicago	5-0	25
Dunc Wilson (3)	Jan. 19 at Vancouver	3-0	21
Dunc Wilson (4)	Jan. 27 at NY Rangers	3-0	30
Dunc Wilson (5)	Feb. 3 at Cleveland	0-0	22
Denis Herron (3)	Mar. 9 vs Colorado	3-0	32
1977-78 (0)			
None			
1978-79 (2)			
Greg Millen	Dec. 13 vs St. Louis	3-0	33
Greg Millen (2)	Jan. 16 vs Minnesota	5-0	25
1979-80 (3)			
Greg Millen (3)	Dec. 19 at Chicago	0-0	29
Rob Holland	Mar. 2 vs NY Islanders	0-0	24
Greg Millen (4)	Mar. 30 vs Washington	4-0	28
1980-81 (0)			
None			
1981-82 (1)			
Gary Edwards	Mar. 21 at Colorado	6-0	28
1982-83 (1)			
Denis Herron (4)	Dec. 4 vs Philadelphia	0-0	34
1983-84 (2)			
Denis Herron (5)	Oct. 14 at Washington	4-0	29
Roberto Romano	Feb. 1 vs Minnesota	4-0	34
1984-85 (2)			
Roberto Romano (2)	Dec. 28 vs Hartford	4-0	34
Denis Herron (6)	Mar. 16 vs NY Rangers	5-0	26
1985-86 (2)			
Roberto Romano (3)	Dec. 2 at NY Rangers	6-0	40
Roberto Romano (4)	Feb. 8 vs New Jersey	4-0	27
1986-87 (1)			
Gilles Meloche & Roberto Romano (Romano replaced Meloche at 10:11)	Jan. 23 at Vancouver	6-0	30
1987-88 (2)			
Frank Pietrangelo	Feb. 4 vs Minnesota	1-0	31
Steve Guenette	Mar. 19 vs Philadelphia	7-0	38
1988-89 (0)			
None			

OPPONENT SHUTOUTS

NAME - TEAM/NO	DATE - LOCATION	SCORE	SAVES
1967-68 (5)			
Doug Favell, Philadelphia	Oct. 17 at Philadelphia	1-0	17
Gary Smith, California	Dec. 27 at Pittsburgh	0-0	34
Bruce Gamble, Toronto	Jan. 13 at Toronto	7-0	33
Ed Giacomini, NY Rangers	Mar. 17 at NY Rangers	3-0	20
Cesare Maniago, Minnesota	Mar. 23 at Minnesota	3-0	31
1968-69 (8)			
Bernie Parent, Philadelphia	Oct. 17 at Philadelphia	3-0	20
Doug Favell, Philadelphia (2)	Nov. 9 at Pittsburgh	3-0	37
Gerry Desjardins, Los Angeles	Jan. 18 at Los Angeles	4-0	30
Bruce Gamble, Toronto (2)	Jan. 25 at Pittsburgh	2-0	30
Glenn Hall, St. Louis	Feb. 12 at St. Louis	2-0	19
Lorne Worsley, Montreal	Feb. 16 at Pittsburgh	4-0	36
Roy Edwards, Detroit	Feb. 20 at Detroit	3-0	26
Ed Johnston, Boston	Mar. 2 at Boston	4-0	19
1969-70 (14)			
Gerry Cheevers, Boston	Oct. 19 at Boston	4-0	26
Gerry Desjardins, LAK (2)	Oct. 22 at Los Angeles	2-0	25
Ernie Wakely, St. Louis	Nov. 13 at St. Louis	4-0	25
Jacques Plante, St. Louis	Nov. 19 at Pittsburgh	4-0	18
Bruce Gamble, Toronto (3)	Dec. 6 at Toronto	5-0	25
Bernie Parent, Phil. (2)	Dec. 21 at Philadelphia	4-0	28
Tony Esposito, Chicago	Dec. 27 at Pittsburgh	3-0	30
Ernie Wakely, St. Louis (2)	Jan. 3 at St. Louis	6-0	26
Tony Esposito, Chicago (2)	Jan. 14 at Chicago	5-0	28
Bruce Gamble, Toronto (4)	Jan. 17 at Toronto	4-0	38
Terry Sawchuk, NY Rangers	Feb. 1 at NY Rangers	6-0	29
Gerry Cheevers, Boston (2)	Feb. 14 at Pittsburgh	3-0	35
Ed Giacomini, NY Rangers (2)	Mar. 8 at NY Rangers	0-0	25
Ed Giacomini, NY Rangers (3)	Mar. 18 at Pittsburgh	2-0	30
1970-71 (7)			
Bernie Parent, Phil. (3)	Oct. 17 at Pittsburgh	0-0	30
Ernie Wakely, St. Louis (3)	Nov. 19 at Pittsburgh	1-0	20
Cesare Maniago, Minnesota (2)	Dec. 12 at Pittsburgh	1-0	35
Tony Esposito, Chicago (3)	Feb. 7 at Chicago	1-0	28
Ed Giacomini, NY Rangers (4)	Feb. 20 at Pittsburgh	2-0	37
Ed Giacomini, NY Rangers (5)	Feb. 27 at Pittsburgh	4-0	26
Cesare Maniago, Minnesota (3)	Mar. 13 at Pittsburgh	0-0	31
1971-72 (6)			
Cesare Maniago, Minnesota (4)	Oct. 28 at Minnesota	2-0	35
Gary Smith, Chicago (2)	Jan. 8 at Pittsburgh	4-0	24
Ernie Wakely, St. Louis (4)	Jan. 22 at St. Louis	1-0	25
Bruce Gamble, Phil. (5)	Jan. 30 at Philadelphia	4-0	33
Cesare Maniago, Minnesota (5)	Feb. 20 at Minnesota	2-0	40
Bernie Parent, Toronto (4)	Feb. 23 at Toronto	2-0	34
1972-73 (3)			
Roger Crozier, Buffalo	Nov. 12 at Buffalo	1-0	18
R. Low & J. Plante, Toronto	Dec. 29 at Pittsburgh	4-0	42
Ed Giacomini, NY Rangers (6)	Jan. 7 at NY Rangers	3-0	24
1973-74 (7)			
Bernie Parent, Phil. (5)	Oct. 27 at Pittsburgh	6-0	23
Dunc Wilson, Toronto	Nov. 3 at Toronto	6-0	33
Bernie Parent, Phil. (6)	Nov. 4 at Philadelphia	7-0	29
Ed Giacomini, NY Rangers (7)	Nov. 18 at NY Rangers	7-0	33
Doug Grant, Detroit	Dec. 15 at Pittsburgh	2-0	36
Rogie Vachon, Los Angeles	Jan. 16 at Pittsburgh	2-0	34
Rogie Vachon, Los Angeles (2)	Jan. 26 at Pittsburgh	2-0	25
1974-75 (6)			
Rogie Vachon, Los Angeles (3)	Oct. 28 at Los Angeles	2-0	23
Rogie Vachon, Los Angeles (4)	Nov. 23 at Pittsburgh	0-0	32
Bernie Parent, Phil. (7)	Dec. 22 at Philadelphia	4-0	24
Bernie Parent, Phil. (8)	Mar. 13 at Philadelphia	6-0	22
Rogie Vachon, Los Angeles (5)	Mar. 22 at Los Angeles	4-0	31
Ken Dryen, Montreal	Apr. 2 at Montreal	6-0	23

NAME - TEAM/NO	DATE - LOCATION	SCORE	SAVES
	1975-76 (2)		
Rogie Vachon, Los Angeles (6)	Oct. 30 at Los Angeles	4-0	21
Gerry Desjardins, Buffalo (3)	Jan. 11 at Buffalo	6-0	28
	1976-77 (7)		
Bernie Parent, Phil. (9)	Oct. 28 at Philadelphia	3-0	21
Gerry Cheevers, Boston (3)	Nov. 24 at Pittsburgh	4-0	34
Wayne Thomas, Toronto	Jan. 11 at Pittsburgh	2-0	30
Gary Edwards, Cleveland	Feb. 3 at Cleveland	0-0	22
Rogie Vachon, Los Angeles (7)	Mar. 2 at Pittsburgh	5-0	26
Wayne Stephenson, Phil.	Mar. 14 at Philadelphia	4-0	22
Gilles Gilbert, Boston	Mar. 27 at Boston	3-0	11
	1977-78 (2)		
Bernie Parent, Phil. (10)	Oct. 20 at Philadelphia	11-0	20
Dan Bouchard, Atlanta	Jan. 18 at Atlanta	1-0	25
	1978-79 (4)		
Dan Bouchard, Atlanta (2)	Nov. 3 at Atlanta	2-0	25
Michel Larocque, Montreal	Feb. 22 at Montreal	12-0	25
Mario Lessard, Los Angeles	Mar. 7 at Pittsburgh	4-0	26
Mike Palmateer, Toronto	Mar. 11 at Toronto	4-0	39
	1979-80 (6)		
Tony Esposito, Chicago (4)	Dec. 19 at Chicago	0-0	37
Pete Peeters, Philadelphia	Feb. 2 at Pittsburgh	4-0	30
Don Edwards, Buffalo	Feb. 7 at Buffalo	9-0	25
Michel Dion, Quebec	Feb. 24 at Quebec	2-0	33
Glenn Resch, NY Islanders	Mar. 2 at Pittsburgh	0-0	22
Bill McKenzie, Colorado	Mar. 28 at Colorado	5-0	30
	1980-81 (1)		
Pete Peeters, Phil. (2)	Jan. 21 at Pittsburgh	5-0	33
	1981-82 (1)		
Pat Riggan, Calgary	Jan. 16 at Calgary	4-0	29
	1982-83 (3)		
Billy Smith, NY Islanders	Oct. 14 at NY Islanders	9-0	30
Pelle Lindbergh, Philadelphia	Dec. 4 at Pittsburgh	0-0	24
Markus Mattsson, Minnesota	Jan. 12 at Pittsburgh	7-0	40
	1983-84 (4)		
Al Jensen, Washington	Oct. 25 at Pittsburgh	1-0	26
Mike Liut, St. Louis	Dec. 31 at St. Louis	2-0	16
Tony Esposito, Chicago (5)	Jan. 15 at Chicago	2-0	35
Pat Riggan, Washington (2)	Mar. 24 at Washington	6-0	18
	1984-85 (2)		
Kelly Hrudey, NY Islanders	Feb. 2 at Pittsburgh	4-0	26
Bob Janecyk, Los Angeles	Mar. 5 at Los Angeles	6-0	21
	1985-86 (1)		
Kelly Hrudey, NYI (2)	Jan. 9 at NY Islanders	9-0	27
	1986-87 (2)		
Darren Eliot, Los Angeles	Dec. 17 at Los Angeles	3-0	26
Glen Hanlon, Detroit	Jan. 18 at Pittsburgh	1-0	36
	1987-88 (3)		
Allan Bester, Toronto	Oct. 29 at Pittsburgh	4-0	29
Kirk MacLean, Vancouver	Feb. 17 at Vancouver	5-0	27
Sean Burke, New Jersey	Mar. 29 at New Jersey	4-0	25
	1988-89 (1)		
Pete Peeters, Washington (3)	Jan. 2 at Washington	8-0	14
TOTAL - 95 HOME - 34 ROAD - 61			
MOST SHUTOUTS AGAINST -	Bernie Parent, Philadelphia - 10		
	Rogie Vachon, Los Angeles - 7		
	Ed Giacomin, NY Rangers - 7		

ALL-TIME LEADERS - OPPONENTS

GAMES PLAYED

1. MARCEL DIONNE	82
2. Butch Goring	80
3. Bobby Clarke	76
4. BRYAN TROTTIER	76
5. Denis Potvin	74
6. Serge Savard	72
7. Carol Vadnais	71
8. Darryl Sittler	71
9. Gil Perreault	69
10. GUY LAFLEUR	68
11. Jean Ratelle	67
12. LARRY ROBINSON	67
13. Nick Libett	66
14. Garry Unger	66
15. Doug Jarvis	66
15. Wayne Cashman	65
16. Phil Esposito	65
17. Brad Park	64
18. Jim Roberts	64
20. BOB GAINNEY	64
21. Bill Collins	63
22. Jacques Lemaire	63
23. RON GRESCHNER	62
24. BRIAN PROPP	62
25. MIKE GARTNER	61

ASSISTS

1. Bobby Clarke	64
2. MARCEL DIONNE	62
3. Denis Potvin	61
4. Brad Park	59
5. John Bucyk	56
6. BRYAN TROTTIER	56
7. GUY LAFLEUR	54
8. Gil Perreault	51
9. LARRY ROBINSON	48
10. WAYNE GRETZKY	47
11. Darryl Sittler	46
12. Jean Ratelle	46
13. Phil Esposito	44
14. Walter Tkaczuk	43
15. Rod Gilbert	40
16. Bobby Orr	40
17. Guy Lapointe	39
18. Stan Mikita	39
19. LANNY MCDONALD	39
20. BRIAN PROPP	39
21. Wayne Cashman	38
22. Jacques Lemaire	38
23. Pete Mahovlich	38
24. LARRY MURPHY	38
25. MIKE GARTNER	37

PENALTY MINUTES

1. SCOTT STEVENS	217
2. CHRIS NILAN	191
3. Carol Vadnais	174
4. Nick Fotiu	168
5. Barclay Plager	159
6. Wilf Paiement	156
7. Dan Maloney	154
8. Randy Holt	150
9. RICK TOCCHET	147
10. Willi Plett	136
11. Dave Williams	134
12. GLEN COCHRANE	125

GOALS

1. GUY LAFLEUR	45
2. BRYAN TROTTIER	45
3. Bobby Clarke	44
4. Mike Bossy	42
5. MARCEL DIONNE	41
6. MIKE GARTNER	40
7. Phil Esposito	40
8. Gil Perreault	39
9. Darryl Sittler	37
10. Bill Barber	37
11. Butch Goring	34
12. Stan Mikita	32
13. Denis Maruk	32
14. Brad Park	31
15. Jean Ratelle	31
16. WAYNE GRETZKY	31
17. Garry Unger	29
18. Steve Shutt	28
19. Yvan Cournoyer	28
20. Craig Ramsay	27
21. Jacques Lemaire	27
22. LANNY MCDONALD	27
23. TIM KERR	27

POINTS

1. Bobby Clarke	108
2. BRYAN TROTTIER	101
3. MARCEL DIONNE	101
4. GUY LAFLEUR	99
5. Brad Park	90
6. Gil Perreault	90
7. Phil Esposito	84
8. Darryl Sittler	83
9. WAYNE GRETZKY	78
10. MIKE GARTNER	77
11. Jean Ratelle	76
12. Mike Bossy	73
13. Denis Potvin	72
14. John Bucyk	71
15. Butch Goring	71
16. Stan Mikita	71
17. Bill Barber	67
18. Denis Maruk	66
19. LANNY MCDONALD	66
20. Jacques Lemaire	65
21. BRIAN PROPP	62
22. Pete Mahovlich	62
23. Steve Shutt	62

ALL-TIME GOALTENDING LEADERS VS PITTSBURGH

GAMES PLAYED

1. Rogie Vachon	64
2. Tony Esposito	48
3. BILLY SMITH	44
4. Cesare Maniago	39
5. Gilles Meloche	38
6. Bernie Parent	36
7. Glenn Resch	35
8. Garry Smith	34
9. Ron Low	33
10. Phil Myre	33

GOALS AGAINST

1. Rogie Vachon	175
2. Gilles Meloche	155
3. BILLY SMITH	147
4. Tony Esposito	124
5. Glenn Resch	109
6. Phil Myre	107
7. Ron Low	106
8. Gary Smith	105
9. Cesare Maniago	105
10. Jim Rutherford	89

WINS

1. Rogie Vachon	34
2. Tony Esposito	30
3. Bernie Parent	21
4. BILLY SMITH	21
5. Ed Giacomin	20
6. BOB FROSE	19
7. Cesare Maniago	18
8. PETE PEETERS	17
9. Ron Low	16
10. Michel Larocque	16
11. Dan Bouchard	15
12. Ken Dryen	15
13. Gerry Cheevers	15
14. MIKE LIUT	15

AVERAGE

1. Bernie Parent	1.97
2. Bruce Gamble	2.04
3. Glenn Hall	2.18
4. Roy Edwards	2.24
5. Ed Giacomin	2.31
6. Pat Riffin	2.43
7. Jacques Plante	2.44
8. Gerry Cheevers	2.51
9. Roger Crozier	2.56

MINUTES PLAYED

1. Rogie Vachon	3701
2. Tony Esposito	2880
3. BILLY SMITH	2542
4. Gilles Meloche	2280
5. Cesare Maniago	2199
6. Bernie Parent	2160
7. Glenn Resch	1962
8. Ed Giacomin	1900
9. Phil Myre	1878
10. Gary Smith	1861

SHUTOUTS

1. Bernie Parent	10
2. Rogie Vachon	7
3. Ed Giacomin	7
4. Bruce Ramble	5
5. Cesare Maniago	5
6. Tony Esposito	5
7. Ernie Wakely	5
8. Gerry Cheevers	3
9. Gerry Desjardins	3
10. PETE PEETERS	3

LOSSES

1. Gilles Meloche	19
2. Rogie Vachon	19
3. Gary Smith	18
4. Jim Rutherford	15
5. Doug Favell	15
6. Gerry Desjardins	13
7. Phil Myre	13
8. Cesare Maniago	12
9. Tony Esposito	11
10. Ron Low	11
11. Glenn Resch	11
12. BILLY SMITH	10
13. GLEN HANLON	10

SAVE PERCENTAGE

1. Bernie Parent	935
2. Bruce Gamble	933
3. Glenn Hall	927
4. Jacques Plante	922
5. Tony Esposito	921
6. Roy Edwards	920
7. Roger Crozier	919
8. Cesare Maniago	919
9. Ed Giacomin	919

ACTIVE OPPONENT GOALTENDERS LIFETIME RECORDS VS PITTSBURGH

NAME	TEAM	GP	MP	GF	GA	ENG	SO	AVG.	W-L-T
Tom Barrasso	Buf.	11	655	37	35	1	0	3.21	4-3-3
Don Beaupre	Min.	7	370	12	24	2	0	4.22	1-6-0
	Wash.	1	60	4	2	0	0	2.00	1-0-0
	TOTAL	8	430	16	26	2	0	3.62	2-6-0
Ed Belfour	Chi.	1	60	4	7	0	0	7.00	0-1-0
Tim Bernhardt	Tor.	4	231	12	17	0	0	4.42	1-2-0
Daniel Berthiaume	Wpg.	3	183	12	7	0	0	2.30	3-0-0
Allan Bester	Tor.	5	277	12	11	0	1	2.38	2-2-0
Craig Billington	NJD	6	320	18	26	0	0	4.88	1-3-1
Richard Brodeur	Van.	13	675	44	49	1	0	4.36	3-6-3
	Hfd.	1	60	2	3	1	0	3.00	0-1-0
	TOTAL	14	735	46	52	2	0	4.25	3-7-3
Mario Brunette	Que.	2	124	8	11	0	0	5.32	0-2-0
Sean Burke	NJD	5	406	25	19	0	1	2.81	3-2-2
Frank Caprice	Van.	2	120	7	12	0	0	6.00	1-1-0
Jon Casey	Min.	4	231	13	16	0	0	4.34	1-3-0
Alain Chevrier	NJD	11	594	42	43	0	0	4.34	6-4-0
	Chi.	1	60	5	6	0	0	6.00	0-1-0
	TOTAL	12	654	47	49	0	0	4.50	6-5-0
Jacques Cloutier	Buf.	6	328	19	24	1	0	4.39	1-4-1
Doug Dadswell	Cal.	2	111	6	8	0	0	4.32	0-1-1
Marc D'Amour	Cal.	1	19	0	2	0	0	6.32	0-1-0
Darren Eliot	LAK	3	180	12	6	0	1	2.00	3-0-0
Mark Fitzpatrick	LAK	1	60	4	4	1	0	4.00	0-1-0
	NYI	1	65	5	5	0	0	4.62	0-0-1
	TOTAL	2	125	9	9	1	0	4.32	0-1-1
Bob Froese	Phil.	16	921	78	35	0	0	2.28	15-0-0
	NYR	10	573	37	31	0	0	3.25	4-2-1
	TOTAL	26	1494	115	66	0	0	2.65	19-2-1
Grant Fuhr	Edm.	9	465	43	26	0	0	3.35	6-0-1
Mario Gosselin	Que.	8	433	21	34	2	0	4.71	1-5-1
Glen Hanlon	Van.	6	360	21	25	1	0	4.17	1-5-0
	STL	1	60	5	3	0	0	3.00	1-0-0
	NYR	7	503	41	29	0	0	3.46	5-3-0
	Det.	8	343	24	15	0	1	2.63	3-2-1
	TOTAL	22	1266	91	72	1	1	3.41	10-10-1
Brian Hayward	Wpg.	5	302	18	26	1	0	5.17	2-3-0
	Mtl.	4	240	14	16	0	0	4.00	1-3-0
	TOTAL	9	542	32	42	1	0	4.65	3-6-0
Glen Healy	LAK	2	125	11	6	0	0	2.88	1-0-1
Ron Hextall	Phil.	16	949	56	56	0	0	3.54	8-7-1
Kelly Hrudey	NYI	23	1364	93	77	2	2	3.39	12-9-1
	LAK	1	63	3	2	0	0	1.90	1-0-0
	TOTAL	24	1427	101	79	2	2	3.32	13-9-1
Bob Janecyk	Chi.	1	60	3	3	0	0	3.00	0-0-1
	LAK	2	123	10	3	0	1	1.46	2-0-0
	TOTAL	3	183	13	6	0	1	1.91	2-0-1
Darren Jensen	Phil.	2	125	9	6	0	0	2.88	1-0-1
Doug Keans	LAK	3	140	6	9	1	0	3.86	0-1-1
	Bos.	5	300	20	12	0	0	2.40	4-1-0
	TOTAL	8	440	26	21	1	0	2.86	4-2-1
Mark LaForest	Det.	1	40	2	5	0	0	7.50	0-1-0
	Phil.	3	140	9	8	0	0	3.43	2-0-0
	TOTAL	4	180	11	13	0	0	4.33	2-1-0

ACTIVE OPPONENT GOALTENDERS LIFETIME RECORDS VS PITTSBURGH

Rejean Lemelin	Cal.	9	486	37	26	1	0	3.21	5-1-2	
	Bos.	3	190	15	9	0	0	2.84	1-0-2	
	TOTAL	12	676	52	35	1	0	3.11	6-1-4	
Mike Liut	STL	11	640	45	33	0	1	3.09	8-2-1	
	Hft.	9	543	47	38	0	0	4.20	7-2-0	
	TOTAL	20	1183	92	71	0	1	3.60	15-4-1	
Clint Malarchuk	Que.	2	102	8	14	0	0	8.24	1-1-0	
	Wash.	10	524	35	42	1	0	4.80	1-7-1	
	TOTAL	12	626	43	56	1	0	5.38	2-8-1	
Bob Mason	Wash.	9	508	42	28	0	0	3.31	5-3-1	
	Chi.	1	40	2	6	0	0	9.00	0-1-0	
	TOTAL	11	608	50	36	0	0	3.52	6-4-1	
Kirk McLean	Van.	3	180	15	10	1	1	3.33	2-1-0	
	Roland Melanson	NYI	11	660	47	28	1	0	2.55	7-4-0
	Min.	1	60	4	3	0	0	3.00	1-0-0	
	LAK	6	373	30	32	1	0	5.15	0-4-1	
	TOTAL	18	1093	81	63	2	0	3.46	8-8-1	
Greg Millen	Hft.	9	539	30	36	1	0	4.01	2-6-1	
	STL	7	435	30	27	0	0	3.72	3-2-2	
	TOTAL	16	974	60	63	1	0	3.88	5-8-3	
Andy Moog	Edm.	14	820	77	46	0	0	3.37	10-4-0	
	Bos.	1	60	2	5	0	0	5.00	0-1-0	
	TOTAL	15	880	79	51	0	0	3.47	10-5-0	
Jarmo Myllys	Min.	1	20	0	3	0	0	9.00	0-0-0	
	Darren Pang	Chi.	4	142	10	13	0	0	5.49	1-1-0
	Pete Peeters	Phil.	9	540	39	18	0	2	2.00	7-1-1
	Bos.	6	361	33	19	0	0	3.16	5-1-0	
	Wash.	12	547	36	35	1	1	3.84	5-4-0	
	TOTAL	27	1448	108	72	1	3	2.98	17-6-1	
Bill Ranford	Bos.	2	120	10	7	0	0	3.50	2-0-0	
	Edm.	2	100	8	7	0	0	4.20	1-1-0	
	TOTAL	4	220	18	14	0	0	3.82	3-1-0	
Eldon Reddick	Wpg.	2	120	6	5	1	0	2.50	1-1-0	
	Vincent Riendeau	STL	1	60	2	9	0	0	9.00	0-1-0
	Patrick Roy	Mtl.	7	425	30	20	0	0	2.82	5-1-1
Sarn St. Laurent	Det.	1	60	2	1	0	0	1.00	1-0-0	
Mike Sands	Min.	1	60	2	3	1	0	3.00	0-1-0	
Bob Sauve	Buf.	11	621	57	33	0	0	3.19	5-3-3	
	Det.	1	60	5	4	0	0	4.00	1-0-0	
	Chi.	1	60	1	4	0	0	4.00	0-1-0	
	NJD	3	105	12	7	0	0	4.00	1-0-0	
	TOTAL	16	846	75	48	0	0	3.41	7-4-3	
Bill Smith	LAK	1	60	4	4	0	0	4.00	0-0-1	
	NYI	43	2482	160	133	0	0	3.22	21-10-10	
	TOTAL	44	2542	164	137	0	0	3.23	21-10-11	
Greg Stefan	Det.	11	587	40	48	0	0	4.91	4-4-1	
	Kari Takko	Min.	3	170	11	6	0	0	2.12	2-0-0
	Chris Terreri	NJD	3	102	5	4	0	0	2.35	0-2-0
Ron Tugnutt	Que.	1	60	8	1	0	0	1.00	1-0-0	
John Vanbiesbrouck	NYR	22	1276	91	87	1	0	4.09	10-9-2	
Mike Vernon	Cal.	8	430	30	29	0	0	4.05	4-3-0	
Rick Wamsley	Mtl.	1	60	4	2	0	0	2.00	1-0-0	
	STL	6	360	27	21	0	0	3.50	4-2-0	
	Cal	1	4	0	0	0	0	0.00	0-0-0	
	TOTAL	8	424	31	23	0	0	3.25	5-2-0	
Steve Weeks	NYR	11	600	47	42	1	0	4.20	6-5-0	
	Hft.	2	120	5	8	0	0	4.00	1-1-0	
	Van.	2	119	5	8	1	0	4.03	0-2-0	
	TOTAL	15	839	57	58	2	0	4.15	7-8-0	
Kay Whitmore	Hft.	1	60	9	5	0	0	5.00	1-0-0	
Ken Wregget	Tor.	6	328	21	29	0	0	5.30	2-4-0	

PITTSBURGH HAT TRICKS

NAME/NO.	DATE - TEAM	GOALTENDER
	1967-68 (2)	
Andy Bathgate	Oct. 18 vs Minnesota	Maniago (2)/Bauman
Ken Schinkel	Oct. 21 vs Chicago	Denis Dejordy
	1968-69 (0)	
None		
	1969-70 (1)	
Ken Schinkel (2)	Feb. 4 vs Minnesota	Maniago/Broderick (2)
	1970-71 (2)	
Glen Sather	Dec. 19 vs Detroit	Jim McLeod (2) & ENG
Duane Rupp	Mar. 24 vs Detroit	Jim Rutherford
	1971-72 (1)	
Bob Leiter	Dec. 1 vs Detroit	Smith (2)/Daley
	1972-73 (6)	
Al McDonough	Oct. 11 at St. Louis	Wayne Stephenson
Lowell MacDonald	Nov. 15 vs Minnesota	Gilles Gilbert
Al McDonough (2)	Nov. 19 vs Atlanta	Phil Myre
Al McDonough (3)	Nov. 22 vs St. Louis	Wayne Stephenson
Eddie Shack	Nov. 29 vs Toronto	Ron Low
Syl Apps	Dec. 13 vs NY Islanders	Gerry Desjardins
	1973-74 (3)	
Lowell MacDonald (2)	Nov. 13 vs Minnesota	Cesare Maniago
Bob Kelly	Mar. 24 vs Detroit	Doug Grant
Lowell MacDonald (3)	Mar. 27 vs Minnesota	Lorne Worsley
	1974-75 (3)	
Rick Kehoe	Feb. 15 at Toronto	Doug Favell
Jean Pronovost	Feb. 26 vs Washington	Michel Belhumeur
Pierre Larouche	Mar. 12 vs Boston	Gilles Gilbert
	1975-76 (9)	
Jean Pronovost (2)	Nov. 12 at Washington	Bernie Wolfe
Syl Apps (2)	Dec. 17 at California	Gilles Meloche
Bob Kelly (2)	Dec. 17 at California	Gilles Meloche
Stan Gilbertson	Jan. 18 vs NY Rangers	Wilson/Soetaert (2)
Pierre Larouche (2)	Feb. 8 at Vancouver	Smith (2)/Lockett
Jean Pronovost (3)	Feb. 19 vs Toronto	Doug Favell
Pierre Larouche (3)	Feb. 21 vs Chicago	Gilles Villemure
Lowell MacDonald (4)	Feb. 21 vs Chicago	Gilles Villemure
Rick Kehoe (2)	Mar. 10 vs Buffalo	AI Smith
	1976-77 (2)	
Rick Kehoe (3)	Oct. 6 vs Vancouver	Maniago (2)/Ridley
Pierre Larouche (4)	Feb. 19 at Toronto	Palmateer/Thomas (2)
	1977-78 (3)	
Blair Chapman	Nov. 16 at Minnesota	Pete LoPresti
Pete Mahovlich	Nov. 30 vs Detroit	Ron Low
Wayne Bianchin	Dec. 31 vs Cleveland	Gary Edwards
	1978-79 (3)	
Orest Kindrachuk	Mar. 4 at Colorado	Michel Plasse
Ron Stackhouse	Mar. 18 at NY Rangers	Wayne Thomas
Greg Malone	Mar. 28 vs NY Rangers	Doug Soetaert
	1979-80 (1)	
Gary McAdam	Nov. 28 vs Quebec	Michel Dion
	1980-81 (5)	
Rick Kehoe (4)	Nov. 26 vs Vancouver	Richard Brodeur
Rick Kehoe (5)	Dec. 3 at Toronto	Jiri Crha
Paul Gardner*	Dec. 13 vs Philadelphia	Phil Myre
Rick Kehoe (6)	Jan. 14 vs St. Louis	Ed Staniowski
Gregg Sheppard	Mar. 16 at Edmonton	Ed Mio
	1981-82 (4)	
Paul Gardner (2)	Nov. 7 vs Philadelphia	Pelle Lindbergh
Doug Shedden	Jan 2 vs Hartford	John Garrett
Rick Kehoe (7)	Jan. 20 vs Boston	Marco Baron
Andre St. Laurent	Mar. 6 at Quebec	Dan Bouchard

NAME/NO.	DATE - TEAM	GOALTENDER
	1982-83 (3)	
Pat Boutette	Oct. 12 vs Vancouver	Richard Brodeur
Pat Boutette (2)	Oct. 27 vs Washington	Dave Parro
Rick Kehoe (8)	Dec. 23 at Detroit	Greg Stefan
	1983-84 (3)	
Andy Brickley	Dec. 26 vs NY Rangers	Steve Weeks
Mike Bullard	Jan. 18 vs Winnipeg	Mike Veisor
Mark Taylor	Mar. 29 at NY Rangers	John Vanbiesbrouck
	1984-85 (2)	
Mike Bullard (2)*	Dec. 5 vs St. Louis	Mike Liut
Mike Bullard (3)	Dec. 26 vs NY Islanders	Kelly Hrudey
	1985-86 (5)	
Mike Bullard (4)	Dec. 31 at St. Louis	Rick Wamsley
Mario Lemieux*	Dec. 31 at St. Louis	Rick Wamsley
Mike Bullard (5)	Jan. 22 at Edmonton	Andy Moog
Doug Shedden (2)	Feb. 15 vs Vancouver	Richard Brodeur
Mike Bullard (6)	Feb. 21 at Detroit	Stefan/LaForest (2)
	1986-87 (12)	
Randy Cunneyworth	Oct. 9 vs Washington	Al Jensen
Mario Lemieux (2)	Oct. 17 at Buffalo	Tom Barrasso
Terry Ruskowski	Oct. 18 vs New Jersey	Karl Friesen
Kevin LaVallee	Oct. 29 vs New Jersey	Alain Chevrier
John Chabot	Dec. 6 vs Minnesota	Don Beaupre
Mario Lemieux (3)*	Dec. 12 vs Toronto	Wregget (3)/Bester
Craig Simpson	Dec. 22 at Montreal	Patrick Roy
Mario Lemieux (4)	Jan. 23 at Vancouver	Frank Caprice
Mario Lemieux (5)	Feb. 5 at Boston	Bill Ranford
R. Cunneyworth (2)*	Mar. 3 at Quebec	Gosselin (3)/Malarchuk
Mario Lemieux (6)	Mar. 8 at Winnipeg	Eldon Reddick
Mario Lemieux (7)	Mar. 12 vs Quebec	Mario Gosselin
	1987-88 (9)	
Dan Quinn	Oct. 15 vs NY Rangers	Bob Froese
Mario Lemieux (8)	Oct. 15 vs NY Rangers	Bob Froese
Mario Lemieux (9)	Oct. 24 vs Buffalo	Jacques Cloutier
Mario Lemieux (10)	Jan. 5 vs Los Angeles	Glen Healy
Mario Lemieux (11)*	Jan. 10 at Detroit	Glen Hanlon
Paul Coffey	Jan. 20 at Chicago	Mason/Pang (2)
Dan Quinn (2)	Feb. 28 at Chicago	Darren Pang
Dan Quinn (3)	Mar. 7 at Calgary	Mike Vernon
Mario Lemieux (12)*	Apr. 2 at Washington	Clint Malarchuk
	1988-89 (13)	
Mario Lemieux (13)	Oct. 13 vs Washington	Malarchuk (2)/Peeters
Rob Brown	Oct. 15 vs St. Louis	Vincent Riendeau
Mario Lemieux (14)	Oct. 18 vs Philadelphia	Ron Hextall
Rob Brown (2)	Nov. 25 at Washington	Clint Malarchuk
Mario Lemieux (15)	Dec. 21 at Toronto	Ken Wregget
Mario Lemieux (16)#	Dec. 31 vs New Jersey	Sauve (3)/Terrerri/ENG
Mario Lemieux (17)	Jan. 10 vs NY Islanders	Kelly Hrudey
Rob Brown (3)	Jan. 28 vs Detroit	Stefan (2)/Hanlon
Rob Brown (4)	Feb. 5 at Boston	Andy Moog
Mario Lemieux (18)	Feb. 14 vs Buffalo	Jacques Cloutier
Mario Lemieux (19)	Mar. 12 at Chicago	Alain Chevrier
Mario Lemieux (20)	Mar. 25 vs New Jersey	Sauve (2)/Burke
Mario Lemieux (21)*	Mar. 30 vs Hartford	Kay Whitmore
TOTAL - 92	HOME - 58	ROAD - 34

MOST ALL-TIME - Mario Lemieux (21) & Rick Kehoe (8)

MOST ONE YEAR (Player) - Mario Lemieux (9) in 1988-89

MOST ONE YEAR (Team) - 13 in 1988-89

KEY - * Four Goal Game
Five Goal Game

OPPONENT HAT TRICKS

NAME - TEAM - NO	DATE - LOCATION	GOALTENDER
	1967-68 (4)	
S. Mikita, Chicago *	Dec. 6 at Chicago	Binkley (3)/Bassen
B. Pulford, Toronto	Jan. 13 at Toronto	Les Binkley
D. Duff, Montreal	Feb. 17 at Montreal	Les Binkley
J. Beliveau, Montreal	Mar. 16 at Montreal	Bassen (2) & ENG
	1968-69 (3)	
B. Rousseau, Montreal	Nov. 7 at Montreal	Les Binkley
H. Hull, Chicago	Nov. 14 at Pittsburgh	Les Binkley
P. Esposito, Boston	Dec. 15 at Boston	Joe Daley
	1969-70 (5)	
G. Howe, Detroit	Nov. 2 at Detroit	Al Smith
Ab McDonald, St. Louis	Nov. 19 at Pittsburgh	Les Binkley
D. Keon, Toronto	Jan. 17 at Toronto	Les Binkley
D. Balon, NY Rangers	Feb. 1 at NY Rangers	Al Smith
S. Mikita, Chicago (2)	Feb. 11 at Chicago	Al Smith
	1970-71 (5)	
W. McKechnie, Minnesota	Oct. 15 at Minnesota	Al Smith
P. Esposito, Boston (2)	Dec. 6 at Boston	Les Binkley
B. Spencer, Toronto	Jan. 9 at Toronto	Al Smith
P. Esposito, Boston (3)	Mar. 6 at Pittsburgh	Al Smith
E. Shack, Buffalo	Mar. 31 at Pittsburgh	Cam Newton
	1971-72 (3)	
B. Park, NY Rangers	Dec. 12 at NY Rangers	Jim Rutherford
N. Ullman, Toronto	Dec. 28 at Pittsburgh	Binkley (2) & ENG
B. Park, NY Rangers (2)	Feb. 12 at Pittsburgh	Jim Rutherford
	1972-73 (5)	
G. Carr, NY Rangers	Dec. 17 at NY Rangers	Denis Herron
R. Houle, Montreal	Jan. 17 at Montreal	Cam Newton
M. Walton, Boston	Feb. 10 at Boston	Cam Newton
D. Hextall, Minnesota	Mar. 7 at Minnesota	Andy Brown
B. Lalonde, Vancouver	Mar. 17 at Vancouver	Brown (2)/Newton
	1973-74 (5)	
R. Martin, Buffalo	Jan. 3 at Buffalo	Jim Rutherford
K. Hodge, Boston	Feb. 3 at Pittsburgh	Andy Brown
S. Mikita, Chicago (3)	Feb. 10 at Chicago	Gary Inness
C. Larose, Montreal *	Feb. 28 at Montreal	Gary Inness
B. Goldsworthy, Minn.	Mar. 23 at Minnesota	Gary Inness
	1974-75 (6)	
B. Orr, Boston	Oct. 23 at Pittsburgh	Gary Inness
D. Keon, Toronto (2)	Nov. 20 at Toronto	Gary Inness
G. Lafleur, Montreal	Dec. 7 at Montreal	Bob Johnson
G. Lafleur, Mtl. (2) *	Jan. 26 at Montreal	Michel Plasse
G. Polis, NY Rangers	Mar. 2 at NY Rangers	Michel Plasse
S. Gilbertson, Wash. *	Apr. 6 at Washington	Bob Johnson
	1975-76 (4)	
H. Monahan, Washington	Nov. 12 at Washington	Gary Inness
Y. Cournoyer, Montreal	Nov. 13 at Pittsburgh	Gary Inness
D. Maruk, California *	Nov. 15 at Pittsburgh	Gary Inness
T. Irvine, St. Louis	Feb. 29 at Pittsburgh	Inness (2) & ENG
	1976-77 (4)	
R. Blight, Vancouver	Oct. 6 at Pittsburgh	Gordie Laxton
W. Paielement, Colorado	Feb. 6 at Colorado	Denis Herron
C. Larose, St. Louis (2)	Feb. 7 at St. Louis	Dunc Wilson
D. Saleski, Philadelphia	Mar. 13 at Philadelphia	Denis Herron
	1977-78 (1)	
B. Goring, Los Angeles	Nov. 24 at Los Angeles	Denis Herron
	1978-79 (2)	
D. McCourt, Detroit	Feb. 18 at Detroit	Millen (2)/Herron
D. Rota, Atlanta	Apr. 1 at Pittsburgh	Herron (2)/Millen
	1979-80 (8)	
P. Larouche, Montreal	Oct. 25 at Montreal	Rob Holland
D. Sittler, Toronto	Jan. 16 at Pittsburgh	Greg Millen
J. Douglas, Hartford	Jan. 17 at Hartford	Greg Millen
B. MacDonald, Edmonton	Jan. 19 at Pittsburgh	Greg Millen
M. Foligno, Detroit	Jan. 31 at Detroit	Greg Millen
D. Gare, Buffalo	Feb. 7 at Buffalo	Greg Millen
D. Sittler, Toronto (2)	Mar. 5 at Pittsburgh	Rob Holland
W. Gretzky, Edmonton	Mar. 21 at Edmonton	Greg Millen
	1980-81 (8)	
D. Maruk, Washington (2)	Nov. 12 at Pittsburgh	Rob Holland
R. Dudley, Buffalo	Dec. 7 at Buffalo	Millen/Holland (2)
B. Clarke, Philadelphia	Dec. 13 at Pittsburgh	Greg Millen
S. Smyl, Vancouver	Dec. 19 at Vancouver	Holland (2)/Millen
R. Larson, Detroit	Jan. 3 at Pittsburgh	Greg Millen
M. Bossy, NY Islanders *	Jan. 13 at NY Islanders	Millen (3) & ENG
L. McDonald, Colorado	Feb. 6 at Colorado	Ricci (2) & ENG
M. Messier, Edmonton	Mar. 16 at Edmonton	Greg Millen

NAME - TEAM - NO	DATE - LOCATION	GOALTENDER
1981-82 (6)		
M. Bridgman, Phil.	Oct. 29 at Philadelphia	Michel Dion
K. Acton, Montreal	Nov. 21 at Montreal	Dion (2)/Harrison
R. Duguay, NY Rangers	Dec. 27 at NY Rangers	Paul Harrison
B. Stoughton, Hartford	Jan. 3 at Hartford	Paul Harrison
W. Gretzky, Edmonton (2)	Mar. 17 at Edmonton	Michel Dion
B. Nicholls, Los Angeles	Mar. 20 at Los Angeles	Michel Dion
1982-83(10)		
B. Goring, NYI (2)	Oct. 14 at NY Islanders	Denis Herron
M. Stastny, Quebec	Oct. 21 at Quebec	Denis Herron
P. Stastny, Quebec	Dec. 11 at Pittsburgh	Denis Herron
G. Anderson, Edmonton	Jan. 7 at Edmonton	Denis Herron
D. Hawerchuk, Winnipeg	Feb. 4 at Winnipeg	Michel Dion
L. McDonald, Calgary (2)	Feb. 5 at Calgary	Denis Herron
K. Nilsson, Calgary	Feb. 5 at Calgary	Denis Herron
C. Simmer, Los Angeles	Feb. 12 at Pittsburgh	Nick Ricci
R. Larson, Detroit (2)	Feb. 15 at Pittsburgh	Nick Ricci
K. Linseman, Edmonton	Feb. 19 at Pittsburgh	Herron (2)/Ricci
1983-84(11)		
B. Trottier, NYI	Nov. 11 at NY Islanders	Michel Dion
B. Pederson, Boston	Dec. 6 at Pittsburgh	Dion (2)/Herron
B. MacMillan, New Jersey	Jan. 7 at Pittsburgh	Roberto Romano
P. MacLean, Winnipeg	Jan. 18 at Pittsburgh	Michel Dion
P. Larouche, NYR (2)	Jan. 25 at Pittsburgh	Romano (2)/Dion
D. Risebrough, Calgary	Feb. 16 at Calgary	Michel Dion
L. McDonald, Calgary (3)	Feb. 16 at Calgary	Michel Dion
W. Gretzky, Edm. (3) *	Feb. 22 at Pittsburgh	Roberto Romano
M. Goulet, Quebec	Mar. 8 at Pittsburgh	Denis Herron
D. Poulin, Philadelphia	Mar. 22 at Philadelphia	Denis Herron
I. Sinisalo, Phil.	Mar. 22 at Philadelphia	Denis Herron
1984-85 (7)		
U. Hiemer, New Jersey	Oct. 31 at New Jersey	Denis Herron
J. Pettersson, St. Louis	Nov. 8 at Pittsburgh	Michel Dion
D. Savard, Chicago	Nov. 29 at Pittsburgh	Denis Herron
M. Goulet, Quebec	Dec. 29 at Quebec	Denis Herron
D. Hawerchuk, Wpg. (2)	Jan. 21 at Winnipeg	Roberto Romano
W. Gretzky, Edmonton (4)	Jan. 26 at Edmonton	Denis Herron
P. Sundstrom, NYR	Feb. 22 at Pittsburgh	Brian Ford
1985-86 (5)		
D. Gare, Detroit (2)	Oct. 30 at Detroit	Roberto Romano
T. Tanti, Vancouver	Nov. 13 at Vancouver	Roberto Romano
D. Poulin, Phil. (2)	Nov. 24 at Philadelphia	Denis Herron
T. Murray, Chicago	Jan. 1 at Chicago	Gilles Meloche
Al Secord, Chicago	Jan. 1 at Chicago	Gilles Meloche
1986-87 (3)		
K. Muller, New Jersey	Oct. 29 at Pittsburgh	Roberto Romano
S. Turgeon, Hartford	Mar. 28 at Hartford	Pat Riggin
P. Anderson, New Jersey	Mar. 31 at New Jersey	Gilles Meloche
1987-88 (3)		
D. Hannan, Edmonton	Jan. 25 at Pittsburgh	F. Pietrangelo
J. MacLean, New Jersey	Jan. 28 at New Jersey	Gilles Meloche
R. Vaive, Chicago	Feb. 28 at Chicago	F. Pietrangelo
1988-89(11)		
M. Ridley, Washington *	Oct. 11 at Pittsburgh	Wendell Young
D. Andreychuk, Buffalo	Oct. 12 at Buffalo	Wendell Young
T. Granato, NY Rangers *	Oct. 30 at NY Rangers	Guenette/Pietrangelo (3)
W. Poddubny, Quebec	Nov. 3 at Pittsburgh	Steve Guenette
J. Kurri, Edmonton	Nov. 8 at Pittsburgh	Steve Guenette
T. Tanti, Vancouver (2)	Jan. 7 at Pittsburgh	Tom Barrasso
T. Granato, NYR (2)	Jan. 14 at Pittsburgh	Tom Barrasso
P. Stastny, Quebec (2) *	Feb. 11 at Quebec	Young (2)/Pietrangelo (2)
J. Hull, Hartford	Feb. 26 at Hartford	Barrasso/Young (2)
K. Linseman, Boston (2)	Mar. 14 at Pittsburgh	Tom Barrasso
M. Naslund, Montreal	Mar. 18 at Pittsburgh	Barrasso/Young (2)
TOTAL - 119	HOME - 41	ROAD - 78
MOST ALL-TIME AGAINST - Wayne Gretzky, Edmonton (4)		
Phil Esposito, Boston (3)		
Stan Mikita, Chicago (3)		
Lanny McDonald, Colorado & Calgary (3)		
* Four-goal game		

ON THIS DATE IN PITTSBURGH PENGUINS HISTORY

June 5, 1967	Pittsburgh franchise joins the National Hockey League.
October 11, 1967	Penguins first NHL game at the Civic Arena vs Montreal. Penguins lost to Montreal 2-1 with 9,307 fans on hand. Andy Bathgate scores the Penguins first goal.
October 13, 1967	Penguins first victory as they defeated St. Louis 3-1 on the road.
October 18, 1967	Andy Bathgate records first hat trick in club history vs Minnesota.
November 4, 1967	Les Binkley records the club's first shutout (1-0) vs California.
February 3, 1968	Penguins first sellout at Civic Arena vs Toronto (12,563)
March 22, 1968	Donald Parsons heads a Michigan group who purchases 80% of the Penguins franchise.
July 2, 1969	Leonard "Red" Kelly is named coach of the Penguins.
April 1, 1970	Penguins defeat Philadelphia 4-1 to clinch second place in the Western Division, putting them in playoffs for the first time.
April 8, 1970	Penguins defeat Oakland 2-1 in club's first playoff game
April 11, 1970	Ken Schinkel records 1st playoff hat trick in club history vs Oakland.
May 21, 1970	Jack Riley, club's general manager for first three years is promoted to president and coach Red Kelly is promoted to general manager/coach.
March 3, 1971	Les Binkley records his 11th career shutout with Penguins which is still a club record.
April 13, 1971	Michel Briere dies from injuries suffered in an auto accident on May 15, 1970.
April 21, 1971	Thayer Potter heads a Pittsburgh group who buys team.
January 29, 1972	Red Kelly steps down as general manager but remains coach and Jack Riley regains general manager duties.
January 13, 1973	Ken Schinkel is named coach of Penguins.
January 30, 1973	Greg Polis wins MVP honors at NHL All-Star Game in New York after scoring two goals.
January 13, 1974	Jack Button named general manager of Penguins.
February 6, 1974	Marc Boileau named coach of the Penguins.
January 22, 1975	Syl Apps named MVP in NHL All-Star Game in Montreal after scoring two goals.
February 22, 1975	Penguins defeat St. Louis 3-2 to establish a 20-game home unbeaten streak which is still a club record.
June 13, 1975	Pittsburgh Penguins declared bankruptcy.
July 11, 1975	Albert Savill, Otto Frenzel and Wren Blair buy Penguins.
July 29, 1975	Marc Boileau rehired as coach.
December 29, 1975	Penguins are beaten by Soviet Wings 7-4 at Civic Arena.
January 16, 1976	Ken Schinkel rehired as coach.
March 24, 1976	Jean Pronovost becomes the first Penguin to score 50 goals in a season and Pierre Larouche becomes first Penguin to record 100 points in one season vs Boston.
December 3, 1976	Aldege "Baz" Bastien named club's general manager.
January 13, 1977	Johnny Wilson hired to coach Penguins.
October 19, 1977	Bob Prince debuts as the club's television play-by-play announcer.
April 5, 1978	Edward J. DeBartolo takes control of the club, having purchased one-third of the franchise the year before.
April 14, 1979	George Ferguson scores in OT to eliminate Buffalo in preliminary round of playoffs.
January 3, 1980	Penguins defeat NYI 4-3 to gain first place in the Norris Division for the first time in club history.
January 30, 1980	Black & Gold uniform worn for first time vs St. Louis.
December 13, 1980	Paul Gardner becomes first Penguin player to score four goals in one game in a 6-5 loss to Philadelphia.
July 15, 1980	Ed Johnston named coach of Penguins.
April 15, 1981	Mike Crombeen scores at 5:16 of second OT period to lead St. Louis to 4-3 win in the deciding game of the preliminary round of playoffs.
June 3, 1981	Randy Carlyle named to NHL First All-Star Team.
June 4, 1981	Randy Carlyle wins the Norris Trophy and Rick Kehoe wins the Lady Byng Trophy.
July 1, 1981	Edward J. DeBartolo takes over the Civic Arena.
February 21, 1982	Penguins defeat the NYI 4-3 to break their 15 game winning streak.

March 15, 1983	General manager Baz Bastien dies as a result of an auto accident.
May 27, 1983	Ed Johnston is promoted to general manager.
July 20, 1983	Lou Angotti is hired to coach the Penguins.
June 4, 1984	Bob Berry is named as coach of Penguins.
June 9, 1984	Penguins draft Mario Lemieux, Doug Bodger & Roger Belanger in first round of Entry Draft marking the first time in club history that Pittsburgh selected more than one player in first round. By drafting Lemieux 1st overall, it also the first time that the Penguins have chosen 1st overall.
June 19, 1984	Mario Lemieux signs a contract with Penguins.
February 12, 1985	Mario Lemieux is named MVP in NHL All-Star Game in Calgary after scoring 2 goals and 1 assist.
April 7, 1985	Mario Lemieux scores his 100th point to become 3rd rookie in NHL History to score 100 or more points in a season.
June 12, 1985	Mario Lemieux wins the Calder Memorial Trophy.
January 4, 1986	Penguins tie Russian Dynamo 3-3 in front of sellout crowd.
February 4, 1986	Mario Lemieux wins fan voting for center on the Wales Conference Team for NHL All-Star Game.
February 15, 1986	Mario Lemieux records his 100th point vs Vancouver to become the first Penguin player to record two consecutive 100 point seasons.
May 26, 1986	Mario Lemieux wins the Lester B. Pearson Award presented by Player's Association to the Outstanding Player in NHL.
September 17, 1986	Penguins select two players in NHL's first Supplement Draft.
October 22, 1986	Penguins defeat Buffalo 5-4 in OT to extend their club record start of the season winning streak to 7 games.
January 30, 1987	Civic Arena hosts its first AHL Game since 1966 as Baltimore defeated Sherbrooke 4-3.
April 13, 1987	Head coach Bob Berry and his assistant Jim Roberts are relieved of coaching duties with Pittsburgh.
May 11, 1987	Penguins and Baltimore Skipjacks agree to terminate their working agreement.
May 26, 1987	Penguins and Muskegon Lumberjacks of IHL sign a working agreement.
June 4, 1987	Pierre Creamer is named to coach Penguins.
June 17, 1987	Pierre Creamer appoints Clement Jodoin and Rick Kehoe as assistant coaches.
February 9, 1988	Mario Lemieux is named MVP in NHL All-Star Game in St. Louis after scoring 3 goals, including the game winner in OT and 3 assists.
April 14, 1988	Tony Esposito is hired by Penguins and assumed duties of Vice-President & General Manager.
June 8, 1988	Mario Lemieux wins the Art Ross and Hart Memorial Trophies, thus becoming the first Penguin to win either award.
June 14, 1988	Pierre Creamer is relieved of his coaching duties with Pittsburgh.
June 15, 1988	Mario Lemieux wins the Lester B. Pearson Award for the second time in his career.
June 24, 1988	Greg Malone joins the Penguins' scouting staff.
June 28, 1988	Gene Ubriaco is named to be the Penguins coach.
July 1, 1988	Rick Paterson joins Rick Kehoe as an assistant coach.
September 7, 1988	Tony Esposito is inducted as a member of the NHL Hall of Fame.
April 9, 1989	Penguins complete a four-game sweep of the NY Rangers in the Patrick Division Semi-Finals with a 4-3 win.
April 25, 1989	Mario Lemieux ties two NHL Playoff Records with five goals and eight points in one playoff game vs Philadelphia in the Penguins 10-7 win.
June 7, 1989	Mario Lemieux wins his second consecutive Art Ross Trophy as the league's top scorer with 199 points.
July 28, 1989	John Welday is named as the Penguins Strength and Conditioning Coach.
July 31, 1989	Les Binkley is named to the Penguins scouting staff.

PENGUINS ALL-TIME ROSTER

A

Aitken, Brad 1987-88 to present
 Anderson, Russ. 1976-77 to 81-82
 Andrea, Paul 1967-68 to 68-69
 Angotti, Lou 1968-69
 Apps, Syl 1970-71 to 77-78
 Arbour, John 1968-69
 Arnason, Chuck 1973-74 to 75-76
 Awrey, Don 1976-77

B

Babych, Wayne 1984-85 to 85-86
Barrasso, Tom 1988-89 to present
 Barrie, Doug 1968-69
 Bassen, Hank 1967-68
 Bathgate, Andy 1967-68, 1970-71
 Baxter, Paul 1980-81 to 82-83
 Belanger, Roger 1984-85
 Belland, Neil 1986-87
 Bennett, Harvey 1974-75, 1976-77
 Bergeron, Yves 1974-75
 Beverley, Nick 1973-74
 Blanchin, Wayne 1973-74 to 78-79
 Bignell, Larry 1973-74
 Binkley, Les 1967-68 to 71-72
 Bjugstad, Scott 1988-89
 Blackburn, Bob 1969-70 to 70-71
 Bladon, Tom 1978-79 to 79-80
 Blaisdell, Mike 1985-86 to 86-87
 Bodger, Doug 1984-85 to 88-89
 Bolvin, Leo 1967-68 to 68-69
Bourque, Phil 1983-84, 1985-86 to present

Boutette, Pat 1981-82 to 84-85
 Boyd, Randy 1981-82 to 83-84
 Boyer, Wally 1968-69 to 71-72
 Brickley, Andy 1983-84 to 84-85
 Briere, Michel 1969-70
 Brown, Andy 1972-73 to 73-74
Brown, Rob 1987-88 to present
 Bullard, Mike 1980-81 to 86-87
 Bulley, Ted 1983-84
 Burns, Charlie 1968-69
 Burns, Robin 1970-71 to 72-73
 Burrows, Dave 1971-72 to 77-78, 1980-81

Buskas, Rod 1982-83 to present

C

Callander, Jock 1987-88 to present
 Campbell, Colin 1974-75 to 75-76, 1977-78 to 78-79
 Cardwell, Steve 1970-71 to 72-73
 Carlyle, Randy 1978-79 to 83-84
 Carr, Gene 1977-78
 Cassidy, Tom 1977-78
Caulfield, Jay 1988-89 to present
 Chabot, John 1984-85 to 86-87
 Chapman, Blair 1976-77 to 79-80
 Charlesworth, Todd 1983-84, 1985-86 to 87-88
 Chorney, Marc 1980-81 to 83-84
 Clackson, Kim 1979-80
Coffey, Paul 1987-88 to present
 Corrigan, Mike 1976-77 to 77-78
 Cossette, Jacques 1975-76, 1977-78 to 78-79
 Crowder, Bruce 1984-85
Cullen, John 1988-89 to present
 Cunneyworth, Randy 1985-86 to 88-89

D

Dahlquist, Chris 1985-86 to present
 Daley, Joe 1968-69 to 69-70
 Davis, Kim 1977-78 to 80-81
 Dea, Billy 1967-68 to 68-69
 DeBenedet, Neilson 1974-75
 DeFazio, Dean 1983-84
 DeMarco, Ab 1973-74 to 74-75
 Dillabough, Bob 1967-68 to 68-69
Dineen, Gord 1988-89 to present

Dion, Michel 1981-82 to 84-85
 Duguay, Ron 1985-86 to 86-87
 Durbano, Steve 1973-74 to 75-76
 Dykstra, Steve 1988-89

E

Edestrand, Darryl 1971-72 to 73-74
 Edur, Tom 1977-78
 Edwards, Gary 1981-82
 Edwards, Marv 1968-69
 Edwards, Roy 1971-72
 Erickson, Byran 1987-88
Erey, Bob 1983-84 to present

F

Faubert, Mario 1974-75 to 77-78
 1979-80 to 81-82
 Feltrin, Tony 1980-81 to 82-83
 Ferguson, George 1978-79 to 82-83
 Flesch, John 1977-78
 Flockhart, Ron 1983-84 to 84-85
 Fonteyne, Val 1967-68 to 71-72
 Ford, Brian 1984-85
 Fox, Greg 1983-84 to 84-85
Frawley, Dan 1985-86 to present

G

Ganchar, Perry 1987-88 to present
 Gardner, Paul 1980-81 to 83-84
 Garner, Rob 1982-83
 Gatzos, Steve 1981-82 to 84-85
 Geale, Robert 1984-85
Giffin, Lee 1986-87 to 87-88
 Gilbert, Ed 1975-76 to 76-77
 Gilbertson, Stan 1975-76 to 76-77
 Gladney, Bob 1983-84
Goertz, Dave 1987-88
 Gotaas, Steve 1987-88
 Graham, Pat 1981-82 to 82-83
 Gruhl, Scott 1987-88
 Guenette, Steve 1986-87 to 88-89

H

Hadfield, Vic 1974-75 to 76-77
 Hakansson, Anders 1982-83
 Hamilton, Jim 1978-79, 1984-85
Hannan, Dave 1981-82 to 87-88, 1988-89 to present
 Harbaruk, Nick 1969-70 to 72-73
 Harris, Billy 1968-69
 Harrison, Paul 1981-82
 Herron, Denis 1972-73 to 74-75, 1976-77 to 78-79, 1982-83 to 85-86
 Hextall, Bryan 1969-70 to 73-74
 Hicke, Billy 1971-72
 Hicks, Wayne 1967-68
Hillier, Randy 1984-85 to present
 Hoganson, Paul 1970-71
 Holland, Rob 1979-80 to 80-81
 Horton, Tim 1971-72
 Hotham, Greg 1981-82 to 84-85
 Hryniewicz, Tim 1982-83 to 83-84
 Hudson, Pat 1978-79
 Hughes, Lex 1979-80 to 80-81
 Hunter, Dave 1987-88

I

Ingarfield, Earl 1967-68 to 68-69
 Inness, Gary 1973-74 to 75-76

J

Javanainen, Arto 1984-85
 Johnson, Bob 1974-75
Johnson, Jim 1985-86 to present
 Johnson, Mark 1979-80 to 81-82
 Jonathan, Stan 1982-83
 Jones, Ron 1973-74
 Joseph, Chris 1987-88

V
 Van Dorp, Wayne 1987-88
 Van Impe, Ed 1975-76 to 76-77

W
 Watson, Bryan 1968-69 to 73-74
 Weir, Wally 1984-85
 Wiley, Jim 1972-73 to 73-74
 Wilkins, Barry 1974-75 to 75-76
 Wilson, Dunc 1976-77 to 77-78
Wilson, Mitch 1986-87
 Wolf, Bennett 1980-81 to 82-83
 Woytowich, Bob 1968-69 to 71-72

Y
 Young, Warren 1983-84 to 84-85,
 1986-87 to 87-88
Young, Wendell 1988-89 to present

Z
 Zaine, Rod 1970-71
Zalapski, Zarley 1987-88 to present
Zemiak, Richard 1988-89 to present

KEY: **Bold Face** = Players still in the Pittsburgh organization

PENGUINS ALL-TIME UNIFORM NUMBERS

- Hank Bassen, Joe Daley, Paul Hoganson, Cam Newton, Roy Edwards, Jim Rutherford, Bob Johnson, Gordon Laxton, Denis Herron, Rob Holland, Paul Harrison, Steve Guenette, Pat Rigglin & Wendell Young.
- Leo Boivin, Duane Rupp, Bob Paradise, Ed Van Impe, Tom Edur, Tom Bladon, Pat Price, Gilles Lupien, Brian Lundberg, Phil Bourque, Greg Fox, Joe McDonnell, Todd Charlesworth & Chris Dahlquist.
- Al MacNeil, John Arbour, Bob Woytowich, Tim Horton, Jack Lynch, Ron Stackhouse, Bennett Wolf, Norm Schmidt & Doug Bodger.
- Noel Price, Bob Blackburn, Dave Burrows, Dale Tallon, Paul Baxter, Marty McSorley, Phil Bourque, Chris Dahlquist & Dwight Schofield.
- Dick Mattiussi, Ted Lanyon, Bryan Watson, Ab DeMarco, Barry Wilkins, Steve Lyon, Mario Faubert, Lex Hudson, Ron Meighan, Bryan Maxwell, Mike Rowe, Ville Siren & Gord Dineen.
- Dunc McCallum, Tracy Pratt, Sheldon Kannegesser, Ron Jones, Colin Campbell, Tom Price, Kim Clackson, Bennett Wolf, Errol Thompson, Greg Hotham, Jim Johnson & Todd Charlesworth.
- Art Stratton, Lou Angotti, Bryan Hextall, Steve Durbano, Russ Anderson Rick MacLeish, Ian Turnbull & Rod Buskas.
- Val Fonteyne, Jim Wiley, Rick Kehoe, Hartland Monahan, Dave Schultz, Mike Meeker, Bob Stewart, Dave Burrows, Randy Boyd, Tom O'Regan, Petteri Lehto, Terry Ruskowski, Perry Ganchar & Mark Recchi.
- Andy Bathgate, Charlie Burns, Billy Hicke, Al McDonough, Chuck Arnason, Simon Nolet, Blair Chapman, Mark Johnson, Stan Jonathan, Rich Sutter, Ron Flockhart, John Chabot & Wilf Paiement.
- Earl Ingarfield, George Swarbrick, Keith McCreary, Robin Burns, Ted Snell, Pierre Larouche, Peter Lee, Gary Rissling, Bob Errey, Wayne Babych, Ron Duguay & Dan Quinn.
- Gene Ubriaco, Tracy Pratt, Nick Harbaruk, Bernie Lukowich, Vic Hadfield, John Flesh, Tom Cassidy, George Ferguson, Anders Hakansson, Rocky Saganiuk, Tim Tookey, Troy Loney, Dwight Mathiasen, Lee Giffin, Alain Lemieux, Warren Young & John Cullen.
- Ken Schinkel, Blaine Stoughton, Kelly Pratt, Greg Malone, Mitch Lamoureux, Dean Defazio, Tom O'Regan, Tom Roulston & Bob Errey.
- Jim Hamilton & Charlie Simmer.
- Billy Dea, Rick Kessel, Ron Snell, Lowell MacDonald, Rene Robert, Wayne Bianchin, Nick Libett, Doug Shedden, Dan Quinn, Chris Kontos, Bryan Erikson & Jock Callander.
- Bob Dillabough, Billy Harris, George Swarbrick, Steve Cardwell, Yvon Labre, Brian McKenzie, Rick Kessel, Bob McManama, Stan Gilbertson, Pat Boutette, Gary Rissling & Randy Cunneyworth.
- Wayne Hicks, Ron Snell, Glen Sather, Shelton Kannegesser, Ron Lalonde Lew Morrison, Derek Sanderson, Kim Davis, Mike Meeker, Gary McAdam, Bennett Wolf, Marc Chorney, Mark Taylor, Jim McGeough, Kevin LaVallee, Charlie Simmer, Steve Gotaas & Jay Caulfield
- Billy Speer, Bill LeCaine, Ron Schock, Rick Kehoe & Lee Giffin.
- George Konik, Wally Boyer, Lowell MacDonald, Ross Lonsberry, Kevin McClelland, Tom Roulston, Craig Simpson, Jimmy Mann, Mark Recchi & Richard Zemiak.
- Bob Rivard, Jean Pronovost, Dale Tallon, Greg Sheppard, Rick MacLeish, Grant Sasser, Arto Javanainen, Willy Lindstrom & Dave McLlwain.

20. Ab McDonald, Bob Woytowich, Dean Prentice, Robin Burns, John Stewart, Steve Cardwell, Yvon Labre, Jacques Cossette, Yves Bergeron, Pete Mahovlich, Paul Marshall, Paul Gardner, Gary Rissling, Moe Mantha, Dave Hunter & Dave Hannan.
21. Keith McCreary & Michel Briere.
22. Paul Andrea, Greg Polis, Bob Kelly, Brian Spencer, Kim Davis, Mike Bullard, Neil Belland, Dwight Mathiasen, Jim McGeough, Chris Joseph, Wayne Van Dorp & Steve Dykstra.
23. Mel Pearson, Jean Guy Lagace, Doug Barrie, Rick Kessel, John Stewart, Bob Leiter, Eddie Shack, Larry Bignell, Nelson DeBenedet, Ed Gilbert, Jim Hamilton, Rod Schutt, Gary Rissling, Doug Lecuyer, Rich Sutter, Andy Brickley, Wally Weir & Randy Hillier.
24. Garry Swain, Rod Zaine, Tim Horton, Eddie Shack, Jean Guy Lagace, Larry Bignell (playoffs only), Mario Faubert, Don Awrey, Bob Paradise, Pat Hughes, Marc Chorney, Pat Graham, Rob Garner, Ted Bulley, Kevin McCarthy, Roger Belanger, Dwight Mathiasen & Troy Loney.
25. Robin Burns, John Stewart, Darryl Edestrand, Nick Beverly, Dennis Owchar, Greg Redquest, Tom Price, Randy Carlyle, Kevin McCarthy, Ted Nolan, Norm Schmidt & Kevin Stevens.
26. Dunc McCallum, Mike McMahon, Syl Apps, Pete Mahovlich, Orest Kindrachuk, Paul Mulvey, Steve Gatzos, Wayne Babych, Mike Blaisdell & Mark Kachowski.
27. Jim Morrison, Joe Noris, Jim Shires, Hank Nowak, Yves Bergeron, Pete LaFramboise, Mike Corrigan, Jacques Cossette, Rod Schutt, Todd Charlesworth, Gilles Meloche & Scott Bjugstad.
28. Harvey Bennett, Mario Faubert, Gene Carr, Tom Price, Jim Hamilton, Bob Simpson, Tim Hrynewich, Bruce Crowder, Robert Geale, Steve Gatzos & Dan Frawley.
29. Al Smith, Jim Rutherford, Denis, Andy Brown, Gary Inness, Bob Stumpt, Dunc Wilson, Greg Millen, Michel Dion & Phil Bourque.
30. Les Binkley, Marv Edwards, Cam Newton, Andy Brown, Gary Inness, Bob Taylor, Gordon Laxton, Paul Gardner, Kim Davis, Gary Edwards, Roberto Romano & Steve Guenette.
31. Michel Plasse, Nick Ricci, Vincent Tremblay, Brian Ford, Carl Mokosak, Rich Tabaracci & Tom Barrasso.
32. Dave Hannan, Dave Goertz & Pat Mayer.
33. Tony Feltrin, Bob Simpson, Rocky Saganiuk, Bob Gladney, Doug Bodger, Mike Rowe, Mitch Wilson & Zarley Zalapski.
34. Andre St. Laurent, Tom Thornbury, Greg Tebbutt, Randy Hillier, Ted Nolan, Todd Charlesworth, Lee Giffin, & Dwight Mathiasen.
35. Roberto Romano, Warren Young, Darren Lowe, Ron Duguay, Brad Aitken & Tom Barrasso.
36. Jock Callander.
38. Scott Gruhl.
40. Frank Pietrangelo.
44. Rob Brown.
66. Mario Lemieux.
77. Paul Coffey.

SEASON OPENERS

1988-89	Oct. 7	at Washington	Pittsburgh	6	Washington	4	(10-8-4)
1987-88	Oct. 8	at NY Rangers	Pittsburgh	4	NY Rangers	4	(9-8-4)
1986-87	Oct. 9	vs Washington	Pittsburgh	5	Washington	4	(9-8-3)
1985-86	Oct. 10	vs Montreal	Montreal	3	Pittsburgh	5	(8-8-3)
1984-85	Oct. 11	at Boston	Boston	4	Pittsburgh	3	(8-7-3)
1983-84	Oct. 4	at St. Louis	St. Louis	5	Pittsburgh	3	(8-6-3)
1982-83	Oct. 5	at New Jersey	Pittsburgh	3	New Jersey	3	(8-5-3)
1981-82	Oct. 6	at St. Louis	St. Louis	6	Pittsburgh	2	(8-5-2)
1980-81	Oct. 9	at Philadelphia	Philadelphia	7	Pittsburgh	4	(8-4-2)
1979-80	Oct. 10	vs Winnipeg	Pittsburgh	4	Winnipeg	2	(8-3-2)
1978-79	Oct. 11	vs Toronto	Toronto	3	Pittsburgh	2	(7-3-2)
1977-78	Oct. 12	vs St. Louis	Pittsburgh	4	St. Louis	2	(7-2-2)
1976-77	Oct. 6	vs Vancouver	Pittsburgh	9	Vancouver	5	(6-2-2)
1975-76	Oct. 7	at Washington	Pittsburgh	4	Washington	2	(5-2-2)
1974-75	Oct. 9	at Minnesota	Pittsburgh	4	Minnesota	2	(4-2-2)
1973-74	Oct. 12	at Atlanta	Pittsburgh	4	Atlanta	3	(3-2-2)
1972-73	Oct. 7	vs Los Angeles	Pittsburgh	4	Los Angeles	2	(2-2-2)
1971-72	Oct. 9	vs Philadelphia	Pittsburgh	3	Philadelphia	2	(1-2-2)
1970-71	Oct. 10	vs Buffalo	Buffalo	2	Pittsburgh	1	(0-2-2)
1969-70	Oct. 11	vs California	Pittsburgh	2	California	2	(0-1-2)
1968-69	Oct. 12	vs Montreal	Pittsburgh	1	Montreal	1	(0-1-1)
1967-68	Oct. 11	vs Montreal	Montreal	2	Pittsburgh	1	(0-1-0)

HOME OPENERS

1988-89	Oct. 11	vs Washington	Pittsburgh	8	Washington	7	(13-7-2)
1987-88	Oct. 13	vs Buffalo	Pittsburgh	8	Buffalo	3	(12-7-2)
1986-87	Oct. 9	vs Washington	Pittsburgh	5	Washington	4	(11-7-2)
1985-86	Oct. 10	vs Montreal	Montreal	3	Pittsburgh	5	(10-7-2)
1984-85	Oct. 17	vs Vancouver	Pittsburgh	4	Vancouver	3	(10-6-2)
1983-84	Oct. 8	vs NY Rangers	NY Rangers	6	Pittsburgh	1	(9-6-2)
1982-83	Oct. 9	vs NY Rangers	NY Rangers	5	Pittsburgh	3	(9-5-2)
1981-82	Oct. 10	vs Quebec	Pittsburgh	2	Quebec	1	(9-4-2)
1980-81	Oct. 11	vs Winnipeg	Pittsburgh	5	Winnipeg	4	(8-4-2)
1979-80	Oct. 10	vs Winnipeg	Pittsburgh	4	Winnipeg	2	(7-4-2)
1978-79	Oct. 11	vs Toronto	Toronto	3	Pittsburgh	2	(6-4-2)
1977-78	Oct. 12	vs St. Louis	Pittsburgh	4	St. Louis	2	(6-3-2)
1976-77	Oct. 6	vs Vancouver	Pittsburgh	9	Vancouver	5	(5-3-2)
1975-76	Oct. 11	vs Washington	Pittsburgh	7	Washington	5	(4-3-2)
1974-75	Oct. 12	vs Detroit	Pittsburgh	7	Detroit	2	(3-3-2)
1973-74	Oct. 13	vs NY Rangers	NY Rangers	8	Pittsburgh	2	(2-3-2)
1972-73	Oct. 7	vs Los Angeles	Pittsburgh	4	Los Angeles	2	(2-2-2)
1971-72	Oct. 9	vs Philadelphia	Pittsburgh	3	Philadelphia	2	(1-2-2)
1970-71	Oct. 10	vs Buffalo	Buffalo	2	Pittsburgh	1	(0-2-2)
1969-70	Oct. 11	vs California	Pittsburgh	2	California	2	(0-1-2)
1968-69	Oct. 12	vs Montreal	Pittsburgh	1	Montreal	1	(0-1-1)
1967-68	Oct. 11	vs Montreal	Montreal	2	Pittsburgh	1	(0-1-0)

AWAY OPENERS

1988-89	Oct. 7	at Washington	Pittsburgh	6	Washington	4	(8-10-4)
1987-88	Oct. 8	at NY Rangers	Pittsburgh	4	NY Rangers	4	(7-10-4)
1986-87	Oct. 12	at Chicago	Pittsburgh	4	Chicago	1	(7-10-3)
1985-86	Oct. 16	at Chicago	Pittsburgh	5	Chicago	5	(6-10-3)
1984-85	Oct. 11	at Boston	Boston	4	Pittsburgh	3	(6-10-2)
1983-84	Oct. 4	at St. Louis	St. Louis	5	Pittsburgh	3	(6-9-2)
1982-83	Oct. 5	at New Jersey	Pittsburgh	3	New Jersey	3	(6-8-2)
1981-82	Oct. 6	at St. Louis	St. Louis	6	Pittsburgh	2	(6-8-1)
1980-81	Oct. 9	at Philadelphia	Philadelphia	7	Pittsburgh	4	(6-7-1)
1979-80	Oct. 14	at Boston	Pittsburgh	4	Boston	1	(6-6-1)
1978-79	Oct. 12	at Boston	Boston	8	Pittsburgh	2	(5-6-1)
1977-78	Oct. 14	at Washington	Washington	2	Pittsburgh	1	(5-5-1)
1976-77	Oct. 7	at Montreal	Montreal	10	Pittsburgh	1	(5-4-1)
1975-76	Oct. 7	at Washington	Pittsburgh	4	Washington	2	(5-3-1)
1974-75	Oct. 9	at Minnesota	Pittsburgh	4	Minnesota	2	(4-3-1)
1973-74	Oct. 12	at Atlanta	Pittsburgh	4	Atlanta	3	(3-3-1)
1972-73	Oct. 11	at St. Louis	Pittsburgh	5	St. Louis	2	(2-3-1)
1971-72	Oct. 10	at Buffalo	Buffalo	2	Pittsburgh	1	(1-3-1)
1970-71	Oct. 15	at Minnesota	Minnesota	4	Pittsburgh	2	(1-2-1)
1969-70	Oct. 19	at Boston	Boston	4	Pittsburgh	0	(1-1-1)
1968-69	Oct. 16	at Toronto	Pittsburgh	2	Toronto	2	(1-0-1)
1967-68	Oct. 13	at St. Louis	Pittsburgh	3	St. Louis	1	(1-0-0)

Penguins Playoff History



1989 PENGUIN PLAYOFF SCORING STATISTICS

NAME	GP	G	A	PTS	+/-	PIM	PP	SH	GW	OT	S	PCTG
Mario Lemieux	11	12	7	19	-1	16	7	1	0	0	41	29.3
Paul Coffey	11	2	13	15	-7	31	2	0	1	0	48	4.2
Kevin Stevens	11	3	7	10	-1	14	0	0	0	0	21	14.3
Dan Quinn	11	6	3	9	-6	10	4	0	1	0	39	15.4
John Cullen	11	3	6	9	4	28	0	0	0	0	20	15.0
Zarley Zalapski	11	1	8	9	-2	13	1	0	0	0	30	3.3
Rob Brown	11	5	3	8	-2	22	1	0	3	0	17	29.4
Randy Cunneyworth	11	3	5	8	-1	26	1	0	1	0	20	15.0
Jock Callander	10	2	5	7	6	10	0	0	0	0	14	14.3
Phil Bourque	11	4	1	5	2	66	0	0	1	1	11	36.4
Jim Johnson	11	0	5	5	7	44	0	0	0	0	10	.0
Troy Loney	11	1	3	4	3	24	0	0	0	0	12	8.3
Bob Errey	11	1	2	3	1	12	0	0	0	0	23	4.3
Gord Dineen	11	0	2	2	8	8	0	0	0	0	11	.0
Dave McLlwain	3	0	1	1	0	0	0	0	0	0	7	.0
Dave Hannan	8	0	1	1	0	4	0	0	0	0	5	.0
Randy Hillier	9	0	1	1	-1	49	0	0	0	0	8	.0
Tom Barrasso	11	0	1	1	0	8	0	0	0	0	0	.0
Steve Dykstra	1	0	0	0	0	2	0	0	0	0	0	.0
Wendell Young	1	0	0	0	0	0	0	0	0	0	0	.0
Richard Zemlak	1	0	0	0	0	10	0	0	0	0	0	.0
Chris Dahlquist	2	0	0	0	0	0	0	0	0	0	1	.0
Jay Caulfield	9	0	0	0	-2	28	0	0	0	0	0	.0
Rod Buskas	10	0	0	0	-1	23	0	0	0	0	4	.0
BENCH						2						
TOTALS	11	43	74	117		452	16	1	7	1	343	12.5
GOALTENDER	GP	MINS	AVG	W-L	EN	SO	GA	SAVES	EFF.			
Wendell Young	1	39	1.54	0-0	0	0	1	10	.909			
Tom Barrasso	11	631	3.80	7-4	1	0	40	349	.897			
TOTAL	11	672	3.75	7-4		0	42	359	.895			

PITTSBURGH PENGUINS GENERAL MANAGERS

1. Jack Riley October 1967 to May 1970
2. Red Kelly May 1970 to January 29, 1972
3. Jack Riley January 29, 1972 to January 13, 1974
4. Jack Button January 13, 1974 to July 1975
5. Wren Blair July 1975 to December 3, 1976
6. Baz Bastien December 3, 1976 to March 15, 1983
7. Ed Johnston May 27, 1983 to April 14, 1988
8. Tony Esposito April 14, 1988 to present

PITTSBURGH VS NY RANGERS PATRICK DIVISION SEMIFINAL

1989	GP	W	L	T	PTS	GF	GA	PPG	SHG	PEN	PIM
PITTSBURGH	4	4	0	0	8	19	11	6-27	0	71	210
NY RANGERS	4	0	4	0	0	11	19	6-29	0	64	214

AT PITTSBURGH (2-0-0)

Apr. 5	NY Rangers 1 (Froese) at PITTSBURGH 3 (BARRASSO)
Apr. 6	NY Rangers 4 (Froese) at PITTSBURGH 7 (BARRASSO)
Apr. 8	PITTSBURGH 5 (BARRASSO) at NY Rangers (Vanbiesbrouck)
Apr. 9	PITTSBURGH 4 (BARRASSO) at NY Rangers 3 (Richter)

AT NY RANGERS (2-0-0)

WG - Coffey
WG - Cunneynworth
WG - Quinn
WG - Brown

Vanbiesbrouck replaced Froese at 13:02 on April 6th

GOALS & SHOTS BY PERIODS:

	1ST	2ND	3RD	OVT	TOTAL
PITTSBURGH	11-53	4-54	4-29	—	19-136
NY RANGERS	4-55	1-46	6-57	—	11-158

PITTSBURGH	GP	G	A	PTS	PIM	SOG	+/-	NY RANGERS	GP	G	A	PTS	PIM	SOG	+/-
Coffey	4	2	7	9	14	19	+2	Leetch	4	3	2	5	2	25	-4
Cunneynworth	4	1	5	6	14	4	+3	Sandstrom	4	3	2	5	12	12	-3
Lemieux	4	3	2	5	8	12	+1	Wilson	4	1	2	3	2	12	-4
Cullen	4	1	4	5	4	8	+4	Ogrodnick	4	2	0	2	0	9	-2
Bourque	4	3	1	4	35	7	+1	Granato	4	1	1	2	21	16	-1
Quinn	4	3	1	4	6	17	+3	Petit	4	0	2	2	27	8	-4
Stevens	4	2	2	4	6	13	+3	Shaw	4	0	2	2	30	7	-3
Callander	4	1	3	4	8	8	+3	Lafleur	4	1	0	1	0	10	-3
Brown	4	2	1	3	10	7	E	Froese	2	0	1	1	0	0	E
Loney	4	0	3	3	13	5	+5	Mullen	3	0	1	1	4	4	+2
Zalapski	4	1	0	1	6	7	+1	Erixon	4	0	1	1	2	3	-3
McLlwain	3	0	1	1	0	7	E	Greschner	4	0	1	1	6	11	-1
Barrasso	4	0	1	1	6	0	E	Hardy	4	0	1	1	31	7	-3
Dineen	4	0	1	1	4	3	+6	Nilan	4	0	1	1	28	8	-2
Johnson	4	0	1	1	17	5	+5	Patrick	4	0	1	1	2	6	-1
Dahlquist	1	0	0	0	0	1	E	Richter	1	0	0	0	0	0	E
Hannan	1	0	0	0	0	0	E	Turcotte	1	0	0	0	0	0	-1
Buskas	3	0	0	0	0	1	+1	Ruff	2	0	0	0	17	1	-2
Caufield	3	0	0	0	10	0	E	Vanbiesbck.	2	0	0	0	0	0	E
Errey	4	0	0	0	6	7	+1	Lafreniere	3	0	0	0	17	3	-3
Hillier	4	0	0	0	43	5	+1	Dahlen	4	0	0	0	0	5	-3
								DeBlois	4	0	0	0	4	4	-1
								Kisio	4	0	0	0	9	7	+1
TOTAL	4		(19-33-52)	210	136			TOTAL	4		(11-18-29)	214	158		

GOALTENDERS

	GP	MP	GF	GA	ENG	SO	AVG	SAVES	SPCT.	W-L
Barrasso (P)	4	240	19	11	0	0	2.75	147	.930	4-0
PITTSBURGH TOTAL	4	240	19	11	0	0	2.75	147	.930	4-0
Vanbiesbrouck (NYR)	2	107	6	6	1	0	3.36	55	.889	0-1
Richter (NYR)	1	58	3	4	0	0	4.14	30	.867	0-1
Froese (NYR)	2	72	2	8	0	0	6.67	51	.843	0-2
NY RANGERS TOTAL	4	240	11	19	0	0	4.75	136	.859	0-4

POWER PLAY GOALS:

PITTSBURGH (6 for 27) - Lemieux (2), Coffey (2), Quinn & Zalapski
 NY RANGERS (6 for 29) - Sandstrom (2), Leetch (2), Lafleur & Ogronnick

PITTSBURGH VS PHILADELPHIA PATRICK DIVISION FINALS

1989	GP	W	L	T	PTS	GF	GA	PPG	SHG	PEN	PIM
PITTSBURGH	7	3	4	0	6	24	31	10-43	1	86	242
PHILADELPHIA	7	4	3	0	8	31	24	11-40	4	95	273

AT PITTSBURGH (2-2)

- Apr. 17 Philadelphia 3 (Hextall) at **PITTSBURGH** 4 (BARRASSO)
- Apr. 19 **PHILADELPHIA** 4 (HEXTALL) at Pittsburgh 2 (Barrasso)
- Apr. 21 **PITTSBURGH** 4 (BARRASSO) at Philadelphia 3 (Hextall)
- Apr. 23 Pittsburgh 1 (Barrasso) at **PHILADELPHIA** 4 (HEXTALL)
- Apr. 25 Philadelphia 7 (Hextall) at **PITTSBURGH** 10 (BARRASSO)
- Apr. 27 Pittsburgh 2 (Barrasso) at **PHILADELPHIA** 6 (HEXTALL)
- Apr. 29 **PHILADELPHIA** 4 (WREGGET) at Pittsburgh 1 (Barrasso)

AT PHILADELPHIA (1-2)

- WG - Brown
- WG - Kerr
- WG - Bourque #
- WG - Kere
- WG - Brown
- WG - Smith
- WG - Poulin

Young replaced Barrasso on April 19 at 20:00

Bourque scored at 12:08 of overtime

Wregget replaced Hextall on April 25 at 17:44

Hextall replaced Wregget on April 25 at 20:00

Wregget replaced Hextall on April 25 at 32:55

Hextall replaced Wregget on April 25 at 59:51

GOALS & SHOTS BY PERIODS:

	1ST	2ND	3RD	OVT	TOTAL
PITTSBURGH	10-73	10-74	3-54	1-6	24-207
PHILADELPHIA	10-85	12-76	9-73	0-8	31-242

PITTSBURGH	GP	G	A	PTS	PIM	SOG	+/-	PHILADELPHIA	GP	G	A	PTS	PIM	SOG	+/-
Lemieux	7	9	5	13	8	29	-1	Kerr	7	10	5	15	2	25	+1
Zalapski	7	0	8	8	7	23	-3	Propp	7	6	5	11	8	23	+4
Stevens	7	1	5	6	10	7	-2	Howe	7	0	9	9	10	16	+8
Coffey	7	0	6	6	17	29	-8	Poulin	7	4	3	7	8	14	+4
Brown	7	3	2	5	12	10	-1	Bullard	7	2	5	7	12	15	-1
Quinn	7	3	2	5	4	22	-9	Eklund	7	2	4	6	2	13	-2
Cullen	7	2	2	4	24	12	E	Mellanby	7	0	4	4	15	16	E
Johnson	7	0	4	4	27	5	+2	Smith	7	3	1	4	6	22	+2
Callander	6	1	2	3	2	6	+3	Sutter	7	1	3	4	16	19	+2
Errey	7	1	2	3	6	16	E	Murphy	7	0	4	4	11	12	+1
Cunneynworth	7	2	0	2	12	16	-4	Acton	7	1	2	3	6	4	E
Bourque	7	1	0	1	31	4	+1	Carkner	7	1	2	3	20	7	+3
Loney	7	1	0	1	11	7	-2	Samuelsson	7	0	3	3	2	10	+7
Hillier	5	0	1	1	6	3	-2	Secord	3	0	2	2	2	3	+1
Dineen	7	0	1	1	4	8	+2	Tocchet	4	0	2	2	8	18	+1
Hannan	7	0	1	1	4	5	E	Chychrun	7	0	1	1	25	8	E
Dahlquist	1	0	0	0	0	0	E	Sinisalo	2	0	0	0	0	2	-1
Young	1	0	0	0	0	0	E	Wregget	2	0	0	0	14	0	E
Zemlak	1	0	0	0	10	0	E	Dobbin	2	0	0	0	17	1	E
Barrasso	7	0	0	0	2	0	E	Sulliman	2	0	0	0	0	0	E
Buskas	7	0	0	0	23	3	-2	Berube	7	0	0	0	46	1	E
Caufield	6	0	0	0	18	0	-1	Hextall	6	0	0	0	10	0	E
Bench					2			Wells	7	0	0	0	27	7	-1
								Bench					2		
TOTAL	7			(24-41-65)	242	207		TOTAL	7			(31-55-86)	273	242	

GOALTENDERS

	GP	MP	GF	GA	ENG	SO	AVG	SAVES	SPCT.	W-L
Young (P)	1	39	1	1	0	0	1.54	10	.909	0-0
Barrasso (P)	7	391	23	29	1	0	4.45	202	.874	3-4
PITTSBURGH TOTAL	7	432	24	31		0	4.30	212	.872	3-4
Wregget (PH)	2	89	8	1	1	0	0.67	47	.979	1-0
Hextall (PH)	6	342	23	22	0	0	3.86	144	.862	3-3
PHILADELPHIA TOTAL	8	432	31	24		0	3.33	191	.888	4-3

POWER PLAY GOALS:

PITTSBURGH (10 for 35) - Lemieux (5), Quinn (3), Brown & Cunneynworth

PHILADELPHIA (11 for 40) - Kerr (5), Propp (3), Eklund (2) & Bullard

SHORTHANDED GOALS:

PITTSBURGH (1) - Lemieux

PHILADELPHIA (4) - Poulin (2), Carkner & Smith

PLAYOFF SCORING LEADERS

PLAYER - TEAM	GP	G	A	PTS	+/-	PP	SH	GW	SOG
Al MacInnis, Calgary	22	7	24	31	+ 6	5	0	4	69
Tim Kerr, Philadelphia	19	14	11	25	+ 1	8	0	2	54
Joe Mullen, Calgary	21	16	8	24	+ 8	6	0	1	91
Brian Propp, Philadelphia	18	14	9	23	+ 8	5	1	1	52
Doug Gilmour, Calgary	22	11	11	22	+12	3	0	3	49
Wayne Gretzky, Los Angeles	11	5	17	22	- 4	1	1	0	42
MARIO LEMIEUX, PITTSBURGH	11	12	7	19	- 1	7	1	0	41
Bobby Smith, Montreal	21	11	8	19	+ 1	5	0	1	40
Denis Savard, Chicago	16	8	11	19	+ 8	2	1	1	68
Joel Otto, Calgary	22	6	13	19	+ 2	2	1	1	41
Chris Chelios, Montreal	21	4	15	19	+ 2	1	0	2	53
Steve Larmer, Chicago	16	8	9	17	+ 4	3	0	2	51
Haken Loob, Calgary	22	8	9	17	+ 8	2	2	1	60
Bernie Nicholls, Los Angeles	11	7	9	16	- 2	3	0	1	50
Mats Naslund, Montreal	21	4	11	15	+ 5	1	0	0	54
PAUL COFFEY, PITTSBURGH	11	2	13	15	- 7	2	0	1	48
Mark Howe, Philadelphia	19	0	15	15	+14	0	0	0	33
Joe Nieuwendyk, Calgary	22	10	4	14	E	6	0	1	57

INDIVIDUAL LEADERS

GOALS

Joe Mullen, Calgary	16
Brian Propp, Philadelphia	14
Tim Kerr, Philadelphia	14
MARIO LEMIEUX, PITTSBURGH	12
Bobby Smith, Montreal	11
Doug Gilmour, Calgary	11

ASSISTS

Al MacInnis, Calgary	24
Wayne Gretzky, Los Angeles	17
Mark Howe, Philadelphia	15
Chris Chelios, Montreal	15
PAUL COFFEY, PITTSBURGH	13
Joel Otto, Calgary	13

POWER PLAY GOALS

Tim Kerr, Philadelphia	8
MARIO LEMIEUX, PITTSBURGH	7
Chris Kontos, Los Angeles	6
Joe Mullen, Calgary	6
Joe Nieuwendyk, Calgary	6

GAME WINNING GOALS

Al MacInnis, Calgary	4
ROB BROWN, PITTSBURGH	3
Stephane Richer, Montreal	3
Theo Fleury, Calgary	3
Doug Gilmour, Calgary	3

SHOTS

Joe Mullen, Calgary	91
Al MacInnis, Calgary	69
Denis Savard, Chicago	68
Haken Loob, Calgary	60
Rick Tocchet, Philadelphia	58

PLUS/MINUS

Mark Howe, Philadelphia	+ 14
Kjell Samuelsson, Philadelphia	+ 13
Russ Courtnall, Montreal	+ 12
Doug Gilmour, Calgary	+ 12
Jamie Macoun, Calgary	+ 11

GOALTENDING LEADERS

PLAYER - TEAM	GP	MINS	GA	AVG
Patrick Roy, Montreal	19	1206	42	2.09
Mike Vernon, Calgary	22	1381	52	2.26
Alain Chevrier, Chicago	16	1013	44	2.61
Greg Millen, St. Louis	10	649	34	3.14
Ron Hextall, Philadelphia	15	886	49	3.32

WINS

Mike Vernon, Calgary	16
Patrick Roy, Montreal	13
Alain Chevrier, Chicago	9
Ron Hextall, Philadelphia	8
TOM BARRASSO, PITTSBURGH	7

SAVE PERCENTAGE

Patrick Roy, Montreal	.920
Alain Chevrier, Chicago	.909
Mike Vernon, Calgary	.905
TOM BARRASSO, PITTSBURGH	.897

SHUTOUTS

Mike Vernon, Calgary	3	Jacques Cloutier, Buffalo	1
Patrick Roy, Montreal	2	Grant Fuhr, Edmonton	1

1989 STANLEY CUP PLAYOFFS

DIVISION SEMI-FINALS

WALES CONFERENCE

ADAMS DIVISION

SERIES "A" (MONTREAL won 4-0)

Wed. Apr. 5	Hartford 2 (Whitmore) at MONTREAL 6 (ROY)	Walter
Thu. Apr. 6	Hartford 2 (Sidorkiewicz) at MONTREAL 3 (ROY)	McPhee
Sat. Apr. 8	MONTREAL 5 (HAYWARD) at Hartford 4 (Sidorkiewicz)	Richer*
Sun. Apr. 9	MONTREAL 4 (ROY) at Hartford 3 (Whitmore)	Courtnall**

* Stephane Richer scored at 5:01 of overtime

** Russ Courtnall scored at 15:12 of overtime

SERIES "B" (BOSTON won 4-1)

Wed. Apr. 5	BUFFALO 6 (CLOUTIER) at Boston 0 (Lemelin)	Foligno
Thu. Apr. 6	Buffalo 3 (Malarchuk) at BOSTON 5 (MOOG)	Carpenter
Sat. Apr. 8	BOSTON 4 (MOOG) at Buffalo 2 (Cloutier)	Neely
Sun. Apr. 9	BOSTON 3 (LEMELIN) at Buffalo 2 (Cloutier)	Neely
Tue. Apr. 11	Buffalo 1 (Cloutier) at BOSTON 4 (MOOG)	Neufeld

PATRICK DIVISION

SERIES "C" (PHILADELPHIA won 4-2)

Wed. Apr. 5	Philadelphia 2 (Hextall) at WASHINGTON 3 (PEETERS)	Franceschetti
Thu. Apr. 6	PHILADELPHIA 3 (HEXTALL) at Washington 2 (Peeters)	Propp
Sat. Apr. 8	WASHINGTON 3 (PEETERS) at Philadelphia 2 (Hextall)	Miller*
Sun. Apr. 9	Washington 2 (Peeters) at PHILADELPHIA 5 (HEXTALL)	Murphy
Tue. Apr. 11	PHILADELPHIA 8 (HEXTALL) at Washington 5 (Peeters)	Eklund
Thu. Apr. 13	Washington 3 (Peeters) at PHILADELPHIA 4 (HEXTALL)	Tocchet

* Kelly Miller scored at 0:51 of overtime

SERIES "D" (PITTSBURGH won 4-0)

Wed. Apr. 5	NY Rangers 1 (Froese) at PITTSBURGH 3 (BARRASSO)	Coffey
Thu. Apr. 6	NY Rangers 4 (Froese) at PITTSBURGH 7 (BARRASSO)	Cunneyworth
Sat. Apr. 8	PITTSBURGH 5 (BARRASSO) at NY Rangers 3 (Van-brouck)	Quinn
Sun. Apr. 9	PITTSBURGH 4 (BARRASSO) at NY Rangers 3 (Richter)	Brown

CAMPBELL CONFERENCE

NORRIS DIVISION

SERIES "E" (CHICAGO won 4-2)

Wed. Apr. 5	Chicago 2 (Chevrier) at DETROIT 3 (STEFAN)	Barr
Thu. Apr. 6	CHICAGO 5 (CHEVRIER) at Detroit 4 (Stefan)	Sutter*
Sat. Apr. 8	Detroit 2 (Hanon) at CHICAGO 4 (CHEVRIER)	Savard
Sun. Apr. 9	Detroit 2 (Stetan) at CHICAGO 3 (CHEVRIER)	Sutter
Tue. Apr. 11	Chicago 4 (Chevrier) at DETROIT 6 (STEFAN)	Chabot
Thu. Apr. 13	Detroit 1 (Stefan) at CHICAGO 7 (CHEVRIER)	Larmer

SERIES "F" (ST. LOUIS won 4-1)

Wed. Apr. 5	Minnesota 3 (Casey) at ST. LOUIS 4 (MILLEN)	Hull*
Thu. Apr. 6	Minnesota 3 (Takko) at ST. LOUIS 4 (MILLEN)	Meagher**
Sat. Apr. 8	ST. LOUIS 5 (MILLEN) at Minnesota 3 (Casey)	Hull
Sun. Apr. 9	St. Louis 4 (Millen) at MINNESOTA 5 (CASEY)	Barber
Tue. Apr. 11	Minnesota 1 (Casey) at ST. LOUIS 6 (MILLEN)	Zeisel

* Brett Hull scored at 11:55 of overtime

** Rick Meagher scored at 5:30 of overtime

SMYTHE DIVISION

SERIES "G" (CALGARY won 4-3)

Wed. Apr. 5	VANCONVER 4 (MCLEAN) at Calgary 3 (Vernon)	Reinhart*
Thu. Apr. 6	Vancouver 2 (McLean) at CALGARY 5 (VERNON)	Fleury
Sat. Apr. 8	CALGARY 4 (VERNON) at Vancouver 0 (McLean)	Loob
Sun. Apr. 9	Calgary 3 (Wamsley) at VANCOUVER 5 (WEEKS)	Reinhart
Tue. Apr. 11	Vancouver 0 (Weeks) at CALGARY 4 (VERNON)	Nieuwendyk
Thu. Apr. 13	Calgary 3 (Vernon) at VANCOUVER 6 (MCLEAN)	Butcher
Sat. Apr. 15	Vancouver 3 (McLean) at CALGARY 4 (VERNON)	Otto**

* Paul Reinhart scored at 2:47 of overtime

** Joel Otto scored at 19:21 of overtime

SERIES "H" (LOS ANGELES won 4-3)

Wed. Apr. 5	EDMONTON 4 (FUHR) at Los Angeles 3 (Healy)	Simpson
Thu. Apr. 6	Edmonton 2 (Fuhr) at LOS ANGELES 5 (HRUDEY)	Kontos
Sat. Apr. 8	Los Angeles 0 (Hrudey) at EDMONTON 4 (FUHR)	Carson
Sun. Apr. 9	Los Angeles 3 (Hrudey) at EDMONTON 4 (FUHR)	Smith
Tue. Apr. 11	Edmonton 2 (Fuhr) at LOS ANGELES 4 (HRUDEY)	Robitaille
Thu. Apr. 13	LOS ANGELES 4 (HRUDEY) at Edmonton (Fuhr)	Wiemer
Sat. Apr. 15	Edmonton 3 (Fuhr) at LOS ANGELES 6 (HRUDEY)	Nicholls

DIVISION FINALS

WALES CONFERENCE

ADAMS DIVISION

SERIES "I" (MONTREAL won 4-1)

Mon. Apr. 17	Boston 2 (Moog) at MONTREAL 3 (ROY)	Lemieux
Wed. Apr. 19	Boston 2 (Lemelin) at MONTREAL 3 (ROY)	Smith*
Fri. Apr. 21	MONTREAL 5 (ROY) at Boston 3 (Lemelin)	Courtneall
Sun. Apr. 23	Montreal 2 (Hayward) at BOSTON 3 (MOOG)	Thelven
Tue. Apr. 25	Boston 2 (Moog) at MONTREAL 3 (ROY)	Richer

PATRICK DIVISION

SERIES "J" (PHILADELPHIA WON 4-3)

Mon. Apr. 17	Philadelphia 3 (Hextall) at PITTSBURGH 4 (BARRASSO)	Brown
Wed. Apr. 19	PHILADELPHIA 4 (HEXTALL) at Pittsburgh 2 (Barrasso)	Kerr
Fri. Apr. 21	PITTSBURGH 4 (BARRASSO) at Philadelphia 3 (Hextall)	Bourque*
Sun. Apr. 23	Pittsburgh 1 (Barrasso) at PHILADELPHIA 4 (HEXTALL)	Kerr
Tue. Apr. 25	PITTSBURGH 10 (BARRASSO) at Philadelphia 7 (Hextall)	Brown
Thu. Apr. 27	Pittsburgh 2 (Barrasso) at PHILADELPHIA 6 (HEXTALL)	Smith
Sat. Apr. 29	PHILADELPHIA 4 (WREGGET) at Pittsburgh 1 (Barrasso)	Poulin

* Phil Bourque scored at 12:08 of overtime

CAMPBELL CONFERENCE

NORRIS DIVISION

SERIES "K" (CHICAGO won 4-1)

Tue. Apr. 18	CHICAGO 3 (CHEVRIER) at St. Louis 1 (Millen)	Thomas
Thu. Apr. 20	Chicago 4 (Chevrier) at ST. LOUIS 5 (MILLEN)	Hrkac*
Sat. Apr. 22	St. Louis 2 (Millen) at CHICAGO 5 (CHEVRIER)	Presley
Mon. Apr. 24	St. Louis 2 (Millen) at CHICAGO 3 (CHEVRIER)	Larmer
Wed. Apr. 26	CHICAGO 4 (CHEVRIER) at St. Louis 2 (Millen)	Roenick

* Tony Hrkac scored at 33:49 of overtime

SMYTHE DIVISION

SERIES "L" (CALGARY won 4-0)

Tue. Apr. 18	Los Angeles 3 (Hrudey) at CALGARY 4 (VERNON)	Gilmour*
Thu. Apr. 20	Los Angeles 3 (Hrudey) at CALGARY 8 (VERNON)	MacInnis
Sat. Apr. 22	CALGARY 5 (VERNON) at Los Angeles 2 (Hrudey)	Gilmour
Mon. Apr. 24	CALGARY 5 (VERNON) at Los Angeles 3 (Hrudey)	Mullen

* Doug Gilmour scored at 7:47 of overtime

CONFERENCE CHAMPIONSHIPS

WALES CONFERENCE

SERIES "M" (MONTREAL won 4-2)

Mon. May 1	PHILADELPHIA 3 (WREGGET) at Montreal 1 (Roy)	Sinisalo
Wed. May 3	Philadelphia 0 (Wregget) at MONTREAL 3 (ROY)	Richer
Fri. May 5	MONTREAL 5 (ROY) at Philadelphia 1 (Wregget)	Corson
Sun. May 7	MONTREAL 3 (ROY) at Philadelphia 0 (Hextall)	Corson
Tue. May 9	PHILADELPHIA 2 (HEXTALL) at Montreal 1 (Roy)	Poulin*
Thu. May 11	MONTREAL 4 (ROY) at Philadelphia 2 (Hextall)	Chelios

* Dave Poulin scored at 5:02 of overtime

CAMPBELL CONFERENCE

SERIES "N" (CALGARY won 4-1)

Tue. May 2	Chicago 0 (Chevrier) at CALGARY 3 (VERNON)	Macoun
Thu. May 4	CHICAGO 4 (CHEVRIER) at Calgary 2 (Vernon)	Thomas
Sat. May 6	CALGARY 5 (VERNON) at Chicago 2 (Chevrier)	Fleury
Mon. May 8	CALGARY 2 (VERNON) at Chicago 1 (Chevier)	MacInnis*
Wed. May 10	Chicago 1 (Chevier) at CALGARY 3 (VERNON)	MacLellan

* Al MacInnis scored at 15:05 of overtime

STANLEY CUP CHAMPIONSHIP

SERIES "O" (CALGARY won 4-2)

Sun. May 14	Montreal 2 (Roy) at CALGARY 3 (VERNON)	Fleury
Wed. May 17	MONTREAL 4 (ROY) at Calgary 4 (Vernon)	Chelios
Fri. May 19	Calgary 3 (Vernon) at MONTREAL 4 (ROY)	Walter*
Sun. May 21	CALGARY 4 (VERNON) at Montreal 2 (Roy)	MacInnis
Tue. May 23	Montreal 2 (Roy) at CALGARY 3 (VERNON)	MacInnis
Thu. May 25	CALGARY 4 (VERNON) at Montreal 2 (Roy)	Gilmour

* Ryan Walter scored at 38:08 of overtime

PITTSBURGH CAREER PLAYOFF SCORING

NAME	GP	G	A	PTS	PIM	PPG	SHG	GWG	OVT
1. Rick Kehoe	37	4	17	21	2	2	0	2	1
2. MARIO LEMEIJX	11	12	7	19	16	7	1	0	0
3. Jean Pronovost	29	9	9	18	12	2	1	1	0
4. George Ferguson	22	4	11	15	13	0	0	1	1
5. PAUL COFFEY	11	2	13	15	31	2	0	1	0
6. Rod Schutt	22	8	6	14	26	1	0	1	0
7. Randy Carlyle	22	6	8	14	41	0	1	0	0
8. Ron Schock	29	2	12	14	23	0	0	0	0
9. Ron Stackhouse	32	5	8	13	38	2	0	0	0
10. Gregg Sheppard	17	4	7	11	2	2	0	0	0
11. Pierre Larouche	15	2	9	11	2	0	0	1	0
12. Lowell MacDonald	15	6	4	10	8	2	0	2	0
13. KEVIN STEVENS	11	3	7	10	16	0	0	0	0
14. DAN QUINN	11	6	3	9	10	4	0	1	0
15. Bob Kelly	15	6	3	9	23	1	0	0	0
16. JOHN CULLEN	11	3	6	9	28	0	0	0	0
17. Colin Campbell	19	2	7	9	51	0	1	0	0
18. ZARLEY ZALAPSKI	11	1	8	9	13	1	0	1	0
19. Michel Briere	10	5	3	8	17	1	0	3	1
20. ROB BROWN	11	5	3	8	22	1	0	3	0
21. Mike Bullard	9	4	4	8	4	1	0	1	0
22. Syl Apps	19	4	4	8	23	2	0	1	0
23. Randy Cunneynworth	11	3	5	8	26	1	0	1	0
24. Greg Malone	18	3	5	8	32	0	0	1	0
25. Peter Lee	19	0	8	8	4	0	0	0	0
26. Ken Schinkel	13	6	1	7	4	1	0	0	0
27. Vic Hadfield	10	5	2	7	11	0	1	0	0
28. Mark Johnson	10	4	3	7	6	2	0	1	0
29. JOCK CALLANDER	10	2	5	7	10	0	0	0	0
30. Paul Gardner	10	2	5	7	10	1	0	0	0
31. Dean Prentice	12	2	5	7	8	1	0	0	0
32. Gary McAdam	12	3	3	6	9	0	0	0	0
33. Chuck Arnason	9	2	4	6	4	1	0	0	0
34. Orest Kindrachuk	7	4	1	5	7	0	0	1	0
35. PHIL BOURQUE	11	4	1	5	66	0	0	1	1
36. Ross Lonsberry	17	2	3	5	13	0	0	1	0
37. Tom Bladon	8	0	5	5	2	0	0	0	0
38. JIM JOHNSON	11	0	5	5	44	0	0	0	0
39. Pat Boutette	5	3	1	4	8	2	0	0	0
40. Nick Harbaruk	14	3	1	4	20	0	0	1	0
41. Mario Faubert	10	2	2	4	6	2	0	0	0
42. Duane Rupp	10	2	2	4	8	0	0	0	0
43. TROY LONEY	11	1	3	4	24	0	0	0	0
44. Dave Burrows	20	1	3	4	16	0	0	1	0
45. Keith McCreary	11	0	4	4	6	0	0	0	0
46. Bob Leiter	4	3	0	3	0	1	0	0	0
47. Jim Hamilton	6	3	0	3	0	1	0	0	0
48. Andre St. Laurent	5	2	1	3	8	0	0	0	0
49. Blair Chapman	10	2	1	3	9	0	0	0	0
50. Wally Boyer	10	1	2	3	0	0	0	1	0
51. Dunc McCallum	10	1	2	3	12	0	0	0	0
52. Bob Woytowich	10	1	2	3	2	0	0	0	0
53. BOB ERREY	11	1	2	3	12	0	0	0	0
54. Greg Hotham	5	0	3	3	6	0	0	0	0
55. Jim Morrison	8	0	3	3	10	0	0	0	0
56. Russ Anderson	10	0	3	3	28	0	0	0	0
57. Bryan Hextall	14	0	3	3	43	0	0	0	0
58. Stan Gilbertson	3	1	1	2	2	0	0	0	0
59. Nick Libett	5	1	1	2	0	1	0	0	0
60. Pat Price	10	1	1	2	49	0	0	0	0
61. Rick MacLeish	5	1	1	2	0	0	0	0	0
62. Kevin McClelland	5	1	1	2	5	0	0	0	0
63. Bob Stewart	5	1	1	2	2	0	0	0	0
64. Darryl Edestrand	4	0	2	2	0	0	0	0	0
65. Greg Polis	4	0	2	2	0	0	0	0	0
66. Glen Sather	10	0	2	2	17	0	0	0	0
67. GORD DINEEN	11	0	2	2	8	0	0	0	0
68. Val Fonteyne	14	0	2	2	2	0	0	0	0
69. Pete LaFramboise	9	1	0	1	0	0	0	0	0
70. Peter Mahovlich	2	0	1	1	0	0	0	0	0

NAME	GP	G	A	PTS	PIM	PPG	SHG	GWG	OVT
71. Don Awrey	3	0	1	1	0	0	0	0	0
72. Wayne Bianchin	3	0	1	1	6	0	0	0	0
73. Jacques Cossette	3	0	1	1	4	0	0	0	0
74. Dave McLlwain	3	0	1	1	0	0	0	0	0
75. Ed Van Impe	3	0	1	1	2	0	0	0	0
76. Tim Horton	4	0	1	1	2	0	0	0	0
77. Al McDonough	4	0	1	1	0	0	0	0	0
78. Eddie Shack	4	0	1	1	15	0	0	0	0
79. Gary Rissling	5	0	1	1	4	0	0	0	0
80. Barry Wilkins	6	0	1	1	4	0	0	0	0
81. Marc Chorney	7	0	1	1	2	0	0	0	0
82. Bob Paradise	7	0	1	1	17	0	0	0	0
83. Bob McManama	8	0	1	1	6	0	0	0	0
84. Dennis Owchar	8	0	1	1	6	0	0	0	0
85. DAVE HANNAN	8	0	1	1	4	0	0	0	0
86. RANDY HILLIER	9	0	1	1	49	0	0	0	0
87. Paul Baxter	10	0	1	1	42	0	0	0	0
88. Tracy Pratt	10	0	1	1	51	0	0	0	0
89. TOM BARRASSO	11	0	1	1	8	0	0	0	0
90. Steve Dykstra	1	0	0	0	2	0	0	0	0
91. Paul Marshall	1	0	0	0	0	0	0	0	0
92. Steve Gatzos	1	0	0	0	0	0	0	0	0
93. WENDELL YOUNG	1	0	0	0	0	0	0	0	0
94. RICHARD ZEMLAK	1	0	0	0	10	0	0	0	0
95. Mike Corrigan	2	0	0	0	0	0	0	0	0
96. CHRIS DAHLQUIST	2	0	0	0	0	0	0	0	0
97. Bob Simpson	2	0	0	0	0	0	0	0	0
98. Lex Hudson	2	0	0	0	0	0	0	0	0
99. Larry Bignell	3	0	0	0	2	0	0	0	0
100. Randy Boyd	3	0	0	0	11	0	0	0	0
101. Kim Clackson	3	0	0	0	37	0	0	0	0
102. Al Smith	3	0	0	0	0	0	0	0	0
103. Simon Nolet	3	0	0	0	0	0	0	0	0
104. Michel Plasse	3	0	0	0	0	0	0	0	0
105. Steve Cardwell	4	0	0	0	2	0	0	0	0
106. Kim Davis	4	0	0	0	0	0	0	0	0
107. Pat Graham	4	0	0	0	2	0	0	0	0
108. Jim Rutherford	4	0	0	0	0	0	0	0	0
109. Dale Tallon	4	0	0	0	4	0	0	0	0
110. Michel Dion	5	0	0	0	0	0	0	0	0
111. Pat Hughes	5	0	0	0	21	0	0	0	0
112. Les Binkley	7	0	0	0	0	0	0	0	0
113. Bob Blackburn	7	0	0	0	4	0	0	0	0
114. JAY CAUFIELD	9	0	0	0	28	0	0	0	0
115. Gary Inness	9	0	0	0	2	0	0	0	0
116. ROD BUSKAS	10	0	0	0	23	0	0	0	0
117. Denis Herron	10	0	0	0	5	0	0	0	0
118. Greg Millen	10	0	0	0	0	0	0	0	0
119. Lew Morrison	13	0	0	0	0	0	0	0	0
120. Bryan Watson	14	0	0	0	38	0	0	0	0
Bench					16				
TOTAL	62	178	294	472	1409	45	5	28	4

PLAYOFF GOALTENDING

NAME	GP	MP	GF	GA	ENG	SO	SAVES	AVG	W-L
WENDELL YOUNG	1	39	1	1	0	0	10	1.54	0-0
Les Binkley	7	428	18	15	0	0	183	2.10	5-2
Gary Inness	9	540	27	24	3	0	271	2.67	5-4
Michel Plasse	3	180	3	8	0	1	85	2.67	1-2
Al Smith	3	180	5	10	0	0	79	3.33	1-2
Denis Herron	10	601	26	35	3	0	300	3.49	3-7
Jim Rutherford	4	240	8	14	0	0	131	3.50	0-4
TOM BARRASSO	11	631	42	40	1	0	348	3.80	7-4
Greg Millen	10	625	35	40	1	0	297	3.84	4-6
Michel Dion	5	310	13	22	0	0	161	4.26	2-3
TOTAL	62	3776	178	210	8	1	1865	3.34	28-34

Code **BOLD FACE** = Active Pittsburgh Players

PENGUIN PLAYOFF RESULTS

DATE	CITY	RESULTS	WINNING GOAL	WINNING GOALIE	
1989 - DIVISION SEMI-FINALS - (Won by Pittsburgh 4-0)					
Wed.	Apr. 5	Pittsburgh	Pittsburgh 3-1	Coffey	Barrasso
Thu.	Apr. 6	Pittsburgh	Pittsburgh 7-4	Cunneynworth	Barrasso
Sat.	Apr. 8	NY Rangers	Pittsburgh 5-3	Quinn	Barrasso
Sun.	Apr. 9	NY Rangers	Pittsburgh 4-3	Brown	Barrasso
1989 - DIVISION FINALS - (Won by Philadelphia 4-3)					
Mon.	Apr. 17	Pittsburgh	Pittsburgh 4-3	Brown	Barrasso
Wed.	Apr. 19	Pittsburgh	Philadelphia 4-2	Kerr	Hextall
Fri.	Apr. 21	Philadelphia	Pittsburgh 4-3 (OT)	Bourque	Barrasso
Sun.	Apr. 23	Philadelphia	Philadelphia 4-1	Kerr	Hextall
Tue.	Apr. 25	Pittsburgh	Pittsburgh 10-7	Brown	Barrasso
Thu.	Apr. 27	Philadelphia	Philadelphia 6-2	Smith	Hextall
Sat.	Apr. 29	Pittsburgh	Philadelphia 4-1	Poulin	Wreggett
1982 - PRELIMINARY ROUND - (Won by NY Islanders 3-2)					
Wed.	Apr. 7	NY Islanders	NY Islanders 8-1	Gillies	Smith
Thu.	Apr. 8	NY Islanders	NY Islanders 4-2	Goring	Smith
Sat.	Apr. 10	Pittsburgh	Pittsburgh 2-1 (OT)	Kehoe	Dion
Sun.	Apr. 11	Pittsburgh	Pittsburgh 5-2	Kehoe	Dion
Tue.	Apr. 13	NY Islanders	NY Islanders 4-3 (OT)	Tonelli	Smith
1981 - PRELIMINARY ROUND - (Won by St. Louis Blues 3-2)					
Wed.	Apr. 8	St. Louis	St. Louis 4-2	Pettersson	Liut
Thu.	Apr. 9	St. Louis	Pittsburgh 6-4	Schutt	Millen
Sat.	Apr. 11	Pittsburgh	St. Louis 5-4	Federko	Liut
Sun.	Apr. 12	Pittsburgh	Pittsburgh 6-3	Bullard	Millen
Tue.	Apr. 14	St. Louis	St. Louis 4-3 (2 OT)	Crombeen	Liut
1980 - PRELIMINARY ROUND - (Won by Boston Bruins 3-2)					
Tue.	Apr. 8	Boston	Pittsburgh 4-2	Johnson	Millen
Thu.	Apr. 10	Boston	Boston 4-1	Marcotte	Cheevers
Sat.	Apr. 12	Pittsburgh	Pittsburgh 4-1	Lonsberry	Millen
Sun.	Apr. 13	Pittsburgh	Boston 8-3	McNab	Cheevers
Mon.	Apr. 14	Boston	Boston 6-2	Foster	Cheevers
1979 - QUARTER-FINALS - (Won by Boston Bruins 4-0)					
Mon.	Apr. 16	Boston	Boston 6-2	Milbury	Cheevers
Wed.	Apr. 18	Boston	Boston 4-3	Miller	Cheevers
Sat.	Apr. 21	Pittsburgh	Boston 2-1	Middleton	Cheevers
Sun.	Apr. 22	Pittsburgh	Boston 4-1	Ratelle	Cheevers
1979 - PRELIMINARY ROUND - (Won by Pittsburgh 2-1)					
Tue.	Apr. 10	Buffalo	Pittsburgh 4-3	Kindrachuk	Herron
Thu.	Apr. 12	Pittsburgh	Buffalo 3-1	Richard	Sauve
Sat.	Apr. 14	Buffalo	Pittsburgh 4-3 (OT)	Ferguson	Herron
1977 - PRELIMINARY ROUND - (Won by Toronto Maple Leafs 2-1)					
Tue.	Apr. 5	Pittsburgh	Toronto 4-2	Williams	Thomas
Thu.	Apr. 7	Toronto	Pittsburgh 6-4	Malone	Herron
Sat.	Apr. 9	Pittsburgh	Toronto 5-2	McDonald	Palmateer
1976 - PRELIMINARY ROUND - (Won by Toronto Maple Leafs 2-1)					
Tue.	Apr. 6	Toronto	Toronto 4-1	McDonald	Thomas
Thu.	Apr. 8	Pittsburgh	Pittsburgh 2-0	MacDonald	Plasse
Fri.	Apr. 9	Toronto	Toronto 4-0	McKenny	Thomas
1975 - QUARTER-FINALS - (Won by NY Islanders 4-3)					
Sun.	Apr. 13	Pittsburgh	Pittsburgh 5-4	Burrows	Inness
Tue.	Apr. 15	Pittsburgh	Pittsburgh 3-1	MacDonald	Inness
Thu.	Apr. 17	NY Islanders	Pittsburgh 6-4	Apps	Inness
Sun.	Apr. 20	NY Islanders	NY Islanders 3-1	Gillies	Resch
Tue.	Apr. 22	Pittsburgh	NY Islanders 4-2	Westfall	Resch
Thu.	Apr. 24	NY Islanders	NY Islanders 4-1	Howatt	Resch
Sat.	Apr. 26	Pittsburgh	NY Islanders 1-0	Westfall	Resch
1975 - PRELIMINARY ROUND - (Won by Pittsburgh 2-0)					
Tue.	Apr. 8	Pittsburgh	Pittsburgh 4-3	Larouche	Inness
Thu.	Apr. 10	St. Louis	Pittsburgh 5-3	Campbell	Inness

1972 - QUARTER-FINALS - (Won by Chicago Black Hawks 4-0)						
Wed.	Apr. 5	Chicago	Chicago	3-1	Pappin	Esposito
Thu.	Apr. 6	Chicago	Chicago	3-2	Maki	Esposito
Sat.	Apr. 8	Pittsburgh	Chicago	2-0	Bordeleau	G. Smith
Sun.	Apr. 9	Pittsburgh	Chicago	6-5(OT)	Martin	Desjardins
1970 SEMI-FINALS - (Won by St. Louis Blues 4-2)						
Sun.	Apr. 19	St. Louis	St. Louis	3-1	Goyette	Hall
Tue.	Apr. 21	St. Louis	St. Louis	4-1	Keenan	Plante
Thu.	Apr. 23	Pittsburgh	Pittsburgh	3-2	Briere	Binkley
Sun.	Apr. 26	Pittsburgh	Pittsburgh	2-1	Briere	A. Smith
Tue.	Apr. 28	St. Louis	St. Louis	5-0	St. Marseille	Plante
Thu.	Apr. 30	Pittsburgh	St. Louis	4-3	Keenan	Hall
1970 QUARTER-FINALS - (Won by Pittsburgh 4-0)						
Wed.	Apr. 8	Pittsburgh	Pittsburgh	2-1	Harbaruk	Binkley
Thu.	Apr. 9	Pittsburgh	Pittsburgh	3-1	Boyer	Binkley
Sat.	Apr. 11	Oakland	Pittsburgh	5-2	Pronovost	Binkley
Sun.	Apr. 12	Oakland	Pittsburgh	3-2(OT)	Briere	Binkley

PENGUINS PLAYOFF RECORDS INDIVIDUAL RECORDS

ALL-TIME

Most Games Played:	37 - Rick Kehoe
Most Goals:	32 - Ron Stackhouse
Most Assists:	12 - Mario Lemieux
Most Points:	9 - Jean Pronovost
Most Penalty Minutes:	17 - Rick Kehoe
	13 - Paul Coffey
	21 - Rick Kehoe
	19 - Mario Lemieux
	66 - Phil Bourque
	51 - Tracy Pratt
	51 - Colin Campbell
Most Games Played, Goalie:	11 - Tom Barrasso
Most Minutes Played, Goalie:	631 - Tom Barrasso
	625 - Greg Millen
Best Goals Against Average:	2.10 - Les Binkley
Most Wins, Goalie:	7 - Tom Barrasso

ONE PLAYOFF YEAR

Most Goals:	Most Points:
12 - Mario Lemieux (1989)	19 - Mario Lemieux (1989)
6 - Dan Quinn (1989)	15 - Paul Coffey (1989)
5 - Rob Brown (1989)	10 - Kevin Stevens (1989)
5 - Michel Briere (1970)	9 - Dan Quinn (1989)
5 - Bob Kelly (1975)	9 - John Cullen (1989)
	9 - Zarley Zalapski (1989)
	9 - Randy Carlyle (1981)
Most Assists:	Most Penalty Minutes:
13 - Paul Coffey (1989)	66 - Phil Bourque (1989)
8 - Zarley Zalapski (1989)	51 - Tracy Pratt (1970)
7 - Mario Lemieux (1989)	49 - Randy Hillier (1989)
7 - Kevin Stevens (1989)	44 - Jim Johnson (1989)
Most Power Play Goals:	Most Goals, Defensemen:
7 - Mario Lemieux (1989)	4 - Randy Carlyle (1981)
4 - Dan Quinn (1989)	Most Assists, Defensemen:
	13 - Paul Coffey (1989)
Most Game-Winning Goals:	Most Points, Defensemen:
3 - Rob Brown (1989)	15 - Paul Coffey (1989) (2-13)
3 - Michel Briere (1970)	
Most Shots on Goal:	Most Saves by Goaltender:
48 - Paul Coffey (1989)	349 - Tom Barrasso (1989)
42 - Michel Briere (1970)	271 - Gary Inness (1975)
41 - Mario Lemieux (1989)	
Longest Goal-Scoring Streaking:	Longest Assist-Scoring Streak:
6 - Mario Lemieux 4/6 to 4/21/89 (6 goals)	6 - Zarley Zalapski 4/17 to 4/27/89 (8 assists)
	5 - Ron Stackhouse 4/8 to 4/17/75 (6 assists)
Longest Point-Scoring Streaking:	5 - Paul Gardner 4/7 to 4/13/82 (5 assists)
7 - Mario Lemieux 4/5 to 4/21/89 (6g + 4a = 10pts.)	
6 - Zarley Zalapski 4/17 to 4/27/89 (0g + 8a = 8pts.)	

PENGUIN PLAYOFF RECORDS ONE PLAYOFF SERIES

Most Goals:	9 - Mario Lemieux (1989) vs Philadelphia
Most Assists:	8 - Zarek Zalapski (1989) vs Philadelphia
	7 - Paul Coffey (1989) vs NY Rangers
Most Points:	14 - Mario Lemieux (1989) vs Philadelphia (9 + 5)
	9 - Paul Coffey (1989) vs NY Rangers (2 + 7)
	9 - Randy Carlyle (1981) vs NY Islanders (4 + 5)
Most Penalty Minutes:	43 - Tracy Pratt (1970) vs St. Louis
	43 - Randy Hillier (1989) vs NY Rangers

ONE PLAYOFF GAME

Most Goals:	5 - Mario Lemieux (Apr. 25, 1989) vs Philadelphia *
	3 - Ken Schinkel (Apr. 11, 1970) at Oakland
Most Assists:	4 - Paul Coffey (Apr. 25, 1989) vs Philadelphia
	3 - Dean Prentice (Apr. 11, 1970) at Oakland
Most Points:	3 - George Ferguson (Apr. 12, 1981) vs St. Louis
	8 - Mario Lemieux (Apr. 25, 1989) vs Phil. (5-3) *
	4 - Paul Coffey (Apr. 25, 1989) vs Philadelphia (0-4)
Most Shots:	11 - Paul Coffey (Apr. 19, 1989) vs Philadelphia
	9 - Mario Lemieux (Apr. 25, 1989) vs Philadelphia
	9 - Ron Stackhouse (Apr. 6, 1976) at Toronto
	9 - Jean Pronovost (Apr. 15, 1975) vs NY Islanders
Most Penalties:	8 - Kim Clackson (Apr. 13, 1980) at Boston
Most Penalty Minutes:	32 - Tracy Pratt (Apr. 19, 1970) at St. Louis
Most Saves:	46 - Tom Barrasso (Apr. 9, 1989) at NY Rangers
Most Saves (Overtime):	48 - Greg Millen (Apr. 14, 1981) at St. Louis

ONE PLAYOFF PERIOD

Most Goals:	4 - Mario Lemieux (Apr. 25, 1989) vs Philadelphia *
Most Assists:	3 - Mario Lemieux (Apr. 25, 1989) vs Philadelphia
Most Points:	4 - Mario Lemieux (Apr. 25, 1989) vs Phil. (4-0)
	3 - George Ferguson (Apr. 9, 1981) at St. L. (1-2)
Most Shots:	6 - Mario Lemieux (Apr. 25, 1989) vs Philadelphia
Most Penalties:	6 - Kim Clackson (Apr. 13, 1980) at Boston
Most Penalty Minutes:	26 - Kim Clackson (Apr. 13, 1980) at Boston
Most Saves:	19 - Greg Millen (April 10, 1980) at Boston
	19 - Greg Millen (April 8, 1981) at St. Louis
	19 - Tom Barrasso (April 9, 1989) at NY Rangers

OVERTIME GAMES

April 21, 1989	Phil Bourque scored at 12:08 of overtime against Ron Hextall (Philadelphia) in game #3 to give the Penguins a 4-3 victory.
April 13, 1982	John Tonelli (NYI) scored against Michel Dion at 6:10 of overtime to give the Islanders a 4-3 win in the fifth and deciding game.
April 10, 1982	Rick Kehoe scored at 4:14 of overtime against Billy Smith (NYI) in game #3 to give the Penguins a 2-1 victory.
April 14, 1981	Mike Crombeen (St. Louis) scored at 25:16 of overtime against Greg Millen to give St. Louis a 4-3 win in game #5 and the series 3-2
April 14, 1979	George Ferguson scored at 0:47 of overtime against Bob Sauve (Buffalo) to win the third and deciding game of the three game series 4-3.
April 9, 1972	Pit Martin (Chicago) scored at 0:12 of overtime against Jim Rutherford to Chicago a 6-5 win in game #4. Chicago won the series 4-0.
April 12, 1970	Michel Briere scored at 8:28 of overtime against Gary Smith (Oakland) to give Pittsburgh a 3-2 win in game #4. The Penguins won the series 4-0.

Key: * = Ties NHL Playoff Record

PENGUIN PLAYOFF RECORDS PLAYOFF RECORDS - SERIES

MOST GOALS, BOTH TEAMS:

- 2-Game Series 15 (1975) Pittsburgh 9, St. Louis 6
- 3-Game Series 23 (1977) Toronto 13, Pittsburgh 10
- 4-Game Series 30 (1989) Pittsburgh 19, NY Rangers 11
- 5-Game Series 41 (1981) Pittsburgh 21, St. Louis 20
- 6-Game Series 29 (1970) St. Louis 19, Pittsburgh 10
- 7-Game Series 45 (1989) Philadelphia 31, Pittsburgh 24

MOST GOALS, PITTSBURGH:

- 2-Game Series 9 (1975) vs St. Louis
- 3-Game Series 10 (1977) vs Toronto
- 4-Game Series 19 (1989) vs NY Rangers
- 5-Game Series 21 (1981) vs St. Louis
- 6-Game Series 10 (1970) vs St. Louis
- 7-Game Series 24 (1989) vs Philadelphia

MOST GOALS, OPPONENTS:

- 2-Game Series 6 (1975) by St. Louis
- 3-Game Series 13 (1977) by Toronto
- 4-Game Series 16 (1979) by Boston
- 5-Game Series 22 (1982) by NY Islanders
- 6-Game Series 19 (1970) by St. Louis
- 7-Game Series 31 (1989) by Philadelphia

FEWEST GOALS, BOTH TEAMS:

- 2-Game Series 15 (1975) Pittsburgh 9, St. Louis 6
- 3-Game Series 11 (1976) Toronto 8, Pittsburgh 3
- 4-Game Series 19 (1970) Pittsburgh 13, Oakland 6
- 5-Game Series 35 (1982) NY Islanders 22, Pittsburgh 13
- 6-Game Series 29 (1970) St. Louis 19, Pittsburgh 10
- 7-Game Series 39 (1975) NY Islanders 21, Pittsburgh 18

FEWEST GOALS, PITTSBURGH:

- 2-Game Series 9 (1975) vs St. Louis
- 3-Game Series 3 (1976) vs Toronto
- 4-Game Series 7 (1979) vs Boston
- 5-Game Series 13 (1982) vs NY Islanders
- 6-Game Series 10 (1970) vs St. Louis
- 7-Game Series 18 (1975) vs NY Islanders

FEWEST GOALS, OPPONENTS:

- 2-Game Series 6 (1975) by St. Louis
- 3-Game Series 8 (1976) by Toronto
- 4-Game Series 6 (1970) by Oakland
- 5-Game Series 20 (1981) by St. Louis
- 6-Game Series 19 (1970) by St. Louis
- 7-Game Series 21 (1975) by NY Islanders

CONSECUTIVE WINS:

- 5 (April 8 to April 17, 1975)
(2 vs St. Louis & 3 vs NY Islanders)
- 5 (April 5 to April 17, 1989)

CONSECUTIVE LOSSES:

- 6 (April 28, 1970 to April 9, 1972)
(2 vs St. Louis & 4 vs Chicago)

PENGUINS PLAYOFF SHUTOUTS:

- 2-0 Michel Plasse - Apr. 8, 1976 vs Toronto

OPPONENT'S PLAYOFF SHUTOUTS:

- 5-0 Jacques Plante, St. Louis - Apr. 28, 1970
- 2-0 Gary Smith, Chicago - Apr. 8, 1972
- 1-0 Glenn Resch, NYI - Apr. 26, 1975
- 4-0 Wayne Thomas, Toronto - Apr. 9, 1976

PENGUIN PLAYOFF RECORDS PENALTY RECORDS - SERIES

Most Penalties, Both Teams:	180 (1989) Pittsburgh 85, Philadelphia 95
Most Penalties, Pittsburgh:	85 (1989) vs Philadelphia
Most Penalties, Opponent:	95 (1989) by Philadelphia
Fewest Penalties, Both Team:	24 (1975) Pittsburgh 9, St. Louis 15
Fewest Penalties, Pittsburgh:	9 (1975) vs St. Louis
Fewest Penalties, Opponent:	15 (1975) by St. Louis
Most PIM, Both Teams:	512 (1989) Pittsburgh 242, Philadelphia 270
Most PIM, Pittsburgh:	242 (1989) vs Philadelphia
Most PIM, Opponent:	270 (1989) by Philadelphia
Fewest PIM, Both Teams:	61 (1976) Pittsburgh 25, Toronto 36
Fewest PIM, Pittsburgh:	18 (1975) vs St. Louis
Fewest PIM, Opponent:	36 (1976) by Toronto

PLAYOFF RECORDS - GAME

MOST GOALS:	
Both Teams, Home:	17 (Apr. 25, 1989) 10-7 win vs Philadelphia
Both Teams, Road:	10 (Apr. 17, 1975) 6-4 win at NY Islanders
	10 (Apr. 7, 1977) 6-4 win at Toronto
	10 (Apr. 9, 1981) 6-4 win at St. Louis
Pittsburgh, Home:	10 (Apr. 25, 1989) 10-7 win vs Philadelphia
Pittsburgh, Road:	6 (Apr. 17, 1975) 6-4 win at NY Islanders
	6 (Apr. 7, 1977) 6-4 win at Toronto
	6 (Apr. 9, 1981) 6-4 win at St. Louis
Opponent, Home:	8 (Apr. 13, 1980) 8-3 loss vs Boston
Opponent, Road:	8 (Apr. 7, 1982) 8-1 loss vs NY Islanders
FEWEST GOALS:	
Both Teams, Home:	1 (Apr. 1, 1975) 1-0 loss vs NY Islanders
Both Teams, Road:	4 (Apr. 19, 1970) 3-1 loss at St. Louis
	4 (Apr. 5, 1972) 3-1 loss at Chicago
	4 (Apr. 20, 1975) 3-1 loss at NYI
	4 (Apr. 9, 1976) 4-0 loss at Toronto
Pittsburgh, Home:	0 (Apr. 8, 1972) 2-0 loss vs Chicago
	0 (Apr. 26, 1975) 1-0 loss vs NYI
Pittsburgh, Road:	0 (Apr. 28, 1970) 5-0 loss at St. Louis
	0 (Apr. 9, 1976) 4-0 loss at Toronto
Opponent, Home:	0 (Apr. 8, 1976) 2-0 win vs Toronto
Opponent, Road:	2 (Apr. 11, 1970) 5-2 win at Oakland
	2 (Apr. 12, 1970) 3-2 win at Oakland (OT)
MOST SHOTS:	
Pittsburgh:	49 (April 26, 1970) vs St. Louis
Pittsburgh (Overtime):	51 (April 14, 1981) at St. Louis
Opponent:	49 (April 9, 1989) at NY Rangers
Opponent (Overtime):	52 (April 14, 1981) at St. Louis
MOST SAVES:	
Pittsburgh:	46 (April 9, 1989) at NY Rangers
Pittsburgh (Overtime):	48 (April 14, 1981) at St. Louis
Opponent:	49 (April 26, 1970) by St. Louis
FEWEST SHOTS:	
Pittsburgh:	17 (April 10, 1980) at Boston
Opponent:	16 (April 23, 1970) by St. Louis
FEWEST SAVES:	
Pittsburgh:	14 (April 23, 1970) vs St. Louis
Opponent:	16 (April 10, 1980) at Boston

PENGUIN PLAYOFF RECORDS PENALTY RECORDS - GAME

MOST PENALTIES:	
Both Teams, Home:	48 (Apr. 6, 1989) Pittsburgh 25, NY Rangers 23
Both Teams, Road:	34 (Apr. 8, 1989) Pittsburgh 19, NY Rangers 15
Pittsburgh:	25 (Apr. 6, 1989) vs NY Rangers
Opponent:	23 (Apr. 6, 1989) by NY Rangers
FEWEST PENALTIES:	
Both Teams, Home:	8 (Apr. 26, 1970) Pittsburgh 4, St. Louis 4
Both Teams, Road:	8 (Apr. 5, 1977) Pittsburgh 3, Toronto 5 7 (Apr. 17, 1975) Pittsburgh 4, NYI 3 7 (Apr. 9, 1976) Pittsburgh 3, Toronto 4
Pittsburgh:	3 (Three times - last time - Apr. 22, 1979)
Opponent:	3 (Four times - last time - Apr. 21, 1979)
MOST PENALTY MINUTES:	
Both Teams, Home:	125 (Apr. 25, 1989) Pittsburgh 46, Philadelphia 79
Both Teams, Road:	149 (Apr. 19, 1970) Pittsburgh 83, St. Louis 66
Pittsburgh:	83 (Apr. 19, 1970) at St. Louis
Opponent:	79 (Apr. 25, 1989) by Philadelphia
FEWEST PENALTY MINUTES:	
Both Teams, Home:	17 (Apr. 9, 1976) Pittsburgh 6, Toronto 11
Both Teams, Road:	14 (Apr. 17, 1975) Pittsburgh 8, NYI 6
Pittsburgh:	6 (Apr. 9, 1976) at Toronto
Opponent:	6 (Apr. 17, 1975) by NY Islanders

PLAYOFF RECORDS - PERIOD

MOST GOALS:	
Both Teams, Home:	7 (Apr. 6, 1989) Pittsburgh 5, NY Rangers 2 7 (Apr. 25, 1989) Pittsburgh 6, Philadelphia 1
Both Teams, Road:	6 (Apr. 17, 1975) Pittsburgh 3, NY Islanders 3
Pittsburgh, Home:	6 (Apr. 25, 1989) vs Philadelphia
Pittsburgh, Road:	4 (Apr. 9, 1981) at St. Louis
Opponent, Home:	5 (Apr. 13, 1980) by Boston
Opponent, Road:	4 (Apr. 8, 1982) by NY Islanders
MOST SHOTS:	
Pittsburgh:	21 (April 15, 1975) vs NY Islanders
Opponent:	22 (April 10, 1980) at Boston
MOST SAVES:	
Pittsburgh:	19 (Three times - last time - April 9, 1989)
Opponent:	21 (April 15, 1975) by NY Islanders
FEWEST SHOTS:	
Pittsburgh:	3 - (Four times - last time - April 27, 1989)
Opponent:	3 - (April 22, 1975) by NY Islanders
FEWEST SAVES:	
Pittsburgh:	3 - (April 22, 1975) vs NY Islanders
Opponent:	2 - (Two Times - last time - April 14, 1979)

PENALTY RECORDS - PERIOD

MOST PENALTIES:	
Both Teams, Home:	24 (Apr. 6, 1989) vs NY Rangers
Both Teams, Road:	18 (Apr. 8, 1989) at NY Rangers
Pittsburgh:	12 (Apr. 6, 1989) vs NY Rangers
Opponent:	13 (Apr. 25, 1989) by Philadelphia
MOST PENALTY MINUTES:	
Both Teams, Home:	84 (Apr. 25, 1989) Pittsburgh 33, Philadelphia 51
Both Teams, Road:	80 (Apr. 19, 1970) Pittsburgh 40, St. Louis 40
Pittsburgh, Home:	33 (Apr. 25, 1989) vs Philadelphia
Pittsburgh, Road:	40 (Apr. 19, 1970) at St. Louis
Opponent, Home:	51 (Apr. 25, 1989) by Philadelphia
Opponent, Road:	40 (Apr. 19, 1970) by St. Louis 40 (Apr. 8, 1989) by NY Rangers

1989-90 NHL ALIGNMENT

The National Hockey League embarks upon its 73rd regular season with conference and division alignments remaining the same.

PRINCE OF WALES CONFERENCE

PATRICK DIVISION

Pittsburgh Penguins
New Jersey Devils (3-4)
New York Islanders (4-3)
New York Rangers (3-4)
Philadelphia Flyers (4-3)
Washington Capitals (4-3)

ADAMS DIVISION

Boston Bruins (2-1)
Buffalo Sabres (2-1)
Hartford Whalers (2-1)
Montreal Canadiens (1-2)
Quebec Nordiques (1-2)

CLARENCE CAMPBELL CONFERENCE

NORRIS DIVISION

Chicago Black Hawks (1-2)
Detroit Red Wings (1-2)
Minnesota North Stars (2-1)
St. Louis Blues (1-2)
Toronto Maple Leafs (2-1)

SMYTHE DIVISION

Calgary Flames (1-2)
Edmonton Oilers (1-2)
Los Angeles Kings (2-1)
Vancouver Canucks (1-2)
Winnipeg Jets (2-1)

Numbers in parenthesis indicate number of games against each opponent by Pittsburgh for the 1989-90 season (home-away).

UNBALANCED SCHEDULE

Each of the 21 teams will play an 80-game schedule with those teams in the Smythe, Norris and Adams Division having eight games (four home and four away) against each of their divisional opponents, plus three games against each of the remaining 16 teams in the league. In the case of the three games, teams will play two home and one away or vice-versa, alternating the extra home game each year.

STANLEY CUP PLAYOFFS

At the conclusion of the regular schedule, the top four finishers in each division will qualify for the Stanley Cup Playoffs.

The opening round features divisional playoffs that will have the first place club oppose the fourth place team and second versus third in the best-of-seven series. The winners of each series will advance to a best-of-seven divisional final series, with the team gaining higher standing during the regular season holding home-ice advantage.

The four divisional winners will meet in a best-of-seven conference championship. The Smythe Division winner will face the Norris Division winner for the Campbell Conference title and the Patrick Division winner will face the Adams Division winner for the Prince of Wales Conference crown. Teams with the most points during the regular season will have home-ice advantage.

Conference winners will meet in the Stanley Cup Finals in a best-of-seven series, again with the team having the most regular season points getting the home-ice advantage. The finals will be played in a 2-2-1-1-1 setup with the home team advantage having the first and second, fifth (if needed) and seventh (if needed) games in their building.

For the fourth consecutive year, all playoff series will be scheduled on a 2-2-1-1-1 basis.

TIE BREAKING PROCEDURE

If two or more teams in their same division finish the regular season with an equal number of points, the following criteria, in order, are used to determine the order of finish:

- (1) The greater number of victories by each club.
- (2) The greater number of points earned by each club in games played among each club.
- (3) The greater differential between goals scored for and against during the entire 80-game season by each club.

RADIO/TELEVISION

The 1989-90 season will mark Mike Lange's 15th year in the Pens' broadcast booth as he will again call all the game action. Mike will be joined on all broadcasts by Paul Steigerwald with color commentary, intermission and post game interviews.

All games will be broadcast on KDKA Radio and the Penguins' Radio Network. In addition, 25 road games will be simulcast on WPGH-TV and the Penguins' Television Network. TCI/KBL Cable Network will broadcast the remaining 15 road games marking the first time in club history that all 40 regular season road games are broadcast on conventional television or cable.

PENGUINS RADIO NETWORK:

KDKA Radio (1020 AM) Pittsburgh
 WBVP Radio (1230 AM) Beaver Falls
 WHJB Radio (620 AM) Greensburg
 WESA Radio (940 AM) Charleroi
 WKST Radio (1280 AM) New Castle
 WCCS Radio (1160 AM) Indiana
 WRCK Radio (600 AM) Slippery Rock
 WCRO Radio (1230 AM) Johnstown
 WKWK Radio (1400 AM) Wheeling WVA
 WMSS Radio (91.1 FM) Middletown (Partial Schedule)

PENGUINS TELEVISION NETWORK:

WPGH-TV (Channel 53) Pittsburgh
 WWCP-TV (Channel 8) Johnstown/Altoona

PITTSBURGH PENGUINS TELEVISION SCHEDULE

DAY	DATE	OPONENT	TIME	NETWORK
Thursday	Oct. 5	at Boston	7:30 PM	WPGH
Saturday	Oct. 7	at New Jersey	7:30 PM	TCI/KBL
Sunday	Oct. 15	at NY Rangers	7:30 PM	TCI/KBL
Thursday	Oct. 26	at Detroit	7:30 PM	WPGH
Saturday	Oct. 28	at Montreal	8:00 PM	WPGH
Saturday	Nov. 4	at Edmonton	8:00 PM	WPGH
Sunday	Nov. 5	at Vancouver	10:00 PM	TCI/KBL
Thursday	Nov. 9	at Chicago	8:30 PM	WPGH
Saturday	Nov. 11	at St. Louis	8:30 PM	TCI/KBL
Friday	Nov. 24	at Washington	8:00 PM	WPGH
Thursday	Nov. 30	at Philadelphia	7:30 PM	WPGH
Saturday	Dec. 2	at Quebec	7:30 PM	TCI/KBL
Friday	Dec. 8	at New Jersey	7:30 PM	WPGH
Thursday	Dec. 14	at Minnesota	8:30 PM	WPGH
Saturday	Dec. 16	at Calgary	8:00 PM	WPGH
Saturday	Dec. 23	at NY Islanders	2:00 PM	TCI/KBL
Tuesday	Dec. 26	at Washington	7:30 PM	WPGH
Sunday	Dec. 31	at NY Rangers	1:30 PM	TCI/KBL
Monday	Jan. 8	at NY Rangers	7:30 PM	WPGH
Wednesday	Jan. 10	at New Jersey	7:30 PM	TCI/KBL
Friday	Jan. 12	at Washington	8:00 PM	WPGH
Thursday	Jan. 25	at Detroit	7:30 PM	TCI/KBL
Saturday	Jan. 27	at NY Islanders	2:00 PM	WPGH
Sunday	Jan. 28	at Buffalo	2:00 PM	WPGH
Saturday	Feb. 3	at Toronto	8:00 PM	TCI/KBL
Sunday	Feb. 11	at Philadelphia	7:00 PM	TCI/KBL
Wednesday	Feb. 14	at NY Rangers	7:30 PM	WPGH
Friday	Feb. 16	at Winnipeg	8:30 PM	TCI/KBL
Sunday	Feb. 18	at Chicago	2:30 PM	WPGH
Saturday	Feb. 24	at Montreal	8:00 PM	WPGH
Monday	Feb. 26	at Quebec	7:30 PM	TCI/KBL
Friday	Mar. 2	at New Jersey	7:30 PM	WPGH
Tuesday	Mar. 6	at Edmonton	9:30 PM	TCI/KBL
Wednesday	Mar. 7	at Calgary	9:30 PM	WPGH
Saturday	Mar. 10	at Los Angeles	4:00 PM	WPGH
Sunday	Mar. 11	at Vancouver	5:00 PM	WPGH
Sunday	Mar. 18	at NY Islanders	2:00 PM	WPGH
Thursday	Mar. 22	at Philadelphia	7:30 PM	WPGH
Sunday	Mar. 25	at Hartford	7:00 PM	TCI/KBL
Thursday	Mar. 29	at St. Louis	8:30 PM	WPGH

1988-89 NHL AWARD WINNERS

STANLEY CUP	Calgary Flames
PRINCE OF WALES TROPHY	Montreal Canadiens
CLARENCE CAMPBELL BOWL	Calgary Flames
HART TROPHY	Wayne Gretzky, Los Angeles
CALDER TROPHY	Brian Leetch, NY Rangers
JAMES NORRIS TROPHY	Chris Chelios, Montreal
ART ROSS TROPHY	MARIO LEMIEUX, PITTSBURGH
LADY BYNG TROPHY	Joe Mullen, Calgary
WILLIAM JENNINGS TROPHY	Brian Hayward & Patrick Roy, Montreal
VEZINA TROPHY	Patrick Roy, Montreal
FRANK SELKE TROPHY	Guy Carbonneau, Montreal
BILL MASTERTON TROPHY	Tim Kerr, Philadelphia
JACK ADAMS TROPHY	Pat Burns, Montreal
CONN SMYTHE TROPHY	Al MacInnis, Calgary
LESTER B. PEARSON AWARD	Steve Yzerman, Detroit
EMERY EDGE TROPHY	Joe Mullen, Calgary

NHL ALL STARS & ROOKIE TEAM

	FIRST TEAM	SECOND TEAM	ROOKIE TEAM
GOALIE	Patrick Roy Montreal	Mike Vernon Calgary	Peter Sidorkiewicz Hartford
DEFENSE	Chris Chelios Montreal	Al MacInnis Calgary	Brian Leetch NY Rangers
DEFENSE	PAUL COFFEY PITTSBURGH	Ray Bourque Boston	ZARLEY ZALAPSKI PITTSBURGH
CENTER	MARIO LEMIEUX PITTSBURGH	Wayne Gretzky Los Angeles	Trevor Linden Vancouver
RIGHT WING	Joe Mullen Calgary	Jari Kurri Edmonton	Tony Granato NY Rangers
LEFT WING	Luc Robitaille Los Angeles	Gerard Gallant Detroit	David Volek NY Islanders

PENGUIN AWARD WINNERS

MICHEL BRIERE MEMORIAL TROPHY - ROOKIE OF THE YEAR

1988-89 - Zarley Zalapski
 1987-88 - Rob Brown
 1986-87 - No Winner
 1985-86 - Jim Johnson
 1984-85 - Mario Lemieux
 1983-84 - Roberto Romano
 1982-83 - Dave Hannan
 1981-82 - Mike Bullard
 1980-81 - Mark Johnson
 1979-80 - Paul Marshall
 1978-79 - Greg Millen & Rod Schutt
 1977-78 - Peter Lee
 1976-77 - Greg Malone
 1975-76 - No Winner
 1974-75 - Pierre Larouche
 1973-74 - Ron Lalonde
 1972-73 - No Winner
 1971-72 - Dave Burrows
 1970-71 - Greg Polis
 1969-70 - Michel Briere
 1968-69 - Jean Pronovost
 1967-68 - Les Binkley

BILL McCracken MEMORIAL AWARD - UNSUNG HERO

1988-89 - Bob Errey
 1987-88 - Dave Hunter
 1986-87 - Dan Frawley
 1985-86 - Randy Cunneynworth & Dave Hannan
 1984-85 - Gary Rissling
 1983-84 - Gary Rissling
 1982-83 - Andre St. Laurent
 1981-82 - Pat Boutette
 1980-81 - Paul Gardner
 1979-80 - Russ Anderson
 1978-79 - George Ferguson
 1977-78 - Dave Schultz
 1976-77 - Wayne Bianchin
 1975-76 - Ron Stackhouse
 1974-75 - Gary Inness
 1973-74 - Ron Schock
 1972-73 - Lowell MacDonald
 1971-72 - Duane Rupp
 1970-71 - Bob Blackburn
 1969-70 - Val Fonteyne

COLUSSY CHEVROLET LEADING POINT SCORER

1988-89 - Mario Lemieux
 1987-88 - Mario Lemieux
 1986-87 - Mario Lemieux
 1985-86 - Mario Lemieux
 1984-85 - Mario Lemieux
 1983-84 - Mike Bullard
 1982-83 - Doug Shedden
 1981-82 - Rick Kehoe
 1980-81 - Rick Kehoe
 1979-80 - Rick Kehoe
 1978-79 - Greg Malone
 1977-78 - Jean Pronovost
 1976-77 - Jean Pronovost
 1975-76 - Pierre Larouche
 1974-75 - Ron Schock
 1973-74 - Syl Apps
 1972-73 - Syl Apps
 1971-72 - Syl Apps
 1970-71 - Bryan Hextall
 1969-70 - Dean Prentice
 1968-69 - Ken Schinkel
 1967-68 - Andy Bathgate

MURRAY HILL JEWELERS AWARD - PLAYER'S PLAYER

1988-89 - Randy Hillier
 1987-88 - Mario Lemieux
 1986-87 - Dan Quinn & Randy Cunneynworth
 1985-86 - Terry Ruskowski

1984-85 - Warren Young
 1983-84 - Denis Herron
 1982-83 - Pat Boutette
 1981-82 - Mike Bullard
 1980-81 - Rick Kehoe
 1979-80 - Rick Kehoe
 1978-79 - Greg Malone
 1977-78 - Denis Herron
 1976-77 - Denis Herron
 1975-76 - Jean Pronovost
 1974-75 - Ron Schock
 1973-74 - Jean Pronovost
 1972-73 - Lowell MacDonald
 1971-72 - Jean Pronovost
 1970-71 - Jean Pronovost
 1969-70 - Jean Pronovost & Dean Prentice
 1968-69 - Val Fonteyne

FOODLAND AWARD MOST VALUABLE PLAYER

1988-89 - Mario Lemieux
 1987-88 - Mario Lemieux
 1986-87 - Mario Lemieux
 1985-86 - Mario Lemieux
 1984-85 - Mario Lemieux
 1983-84 - Mike Bullard
 1982-83 - Doug Shedden
 1981-82 - Michel Dion
 1980-81 - Randy Carlyle
 1979-80 - George Ferguson
 1978-79 - Ron Stackhouse & Orest Kindrachuk
 1977-78 - Pete Mahovlich
 1976-77 - Dunc Wilson
 1975-76 - Pierre Larouche
 1974-75 - Ron Schock & Ron Stackhouse
 1973-74 - Syl Apps, Dave Burrows
 Jean Pronovost & Lowell MacDonald
 1972-73 - Dave Burrows
 1971-72 - Jean Pronovost
 1970-71 - Ron Schock
 1969-70 - Jean Pronovost
 1968-69 - Keith McCreary
 1967-68 - Les Binkley

JAMES G. BALMER AWARD CONTRIBUTION TO HOCKEY

1980-81 - Adolph J. Donadeo
 1979-80 - Mark Johnson
 1978-79 - Baz Bastien
 1977-78 - Pete Mahovlich
 1975-76 - Ken Schinkel
 1974-75 - Jack Button
 1973-74 - Lowell MacDonald
 1972-73 - Jack Riley
 1971-72 - Pittsburgh Penguin Partners
 1970-71 - Michel Briere
 1969-70 - Red Kelly
 1968-69 - Jimmy Jordan
 1966-67 - Baz Bastien

BOOSTER CLUB AWARD STAR OF GAME LEADER

1988-89 - Mario Lemieux
 1987-88 - Mario Lemieux
 1986-87 - Mario Lemieux
 1985-86 - Mario Lemieux
 1984-85 - Mario Lemieux
 1983-84 - Mike Bullard
 1982-83 - Michel Dion
 1981-82 - Michel Dion
 1980-81 - Randy Carlyle
 1979-80 - George Ferguson
 1978-79 - Randy Carlyle
 1977-78 - Denis Herron
 1976-77 - Dunc Wilson
 1975-76 - Dave Burrows
 1974-75 - Vic Hadfield



MARIO LEMIEUX

IT WAS A RECORD-BREAKING YEAR

NHL RECORD

- most shorthanded goals in a season (13)

CLUB RECORDS

- most points all-time (715) breaking Rick Kehoe's record on Jan. 20 in Winnipeg
- most assists, all-time (415)
- most power play goals, all-time (100) and in a season (31)
- most shorthanded goals, all-time (23)
- most hat tricks, all-time (21)
- most goals (85), assists (114) and points (199) in a season
- most hat tricks in a season (9)
- most goals (5) assists (6) (tied) and points (8) (twice) in a game.

AN NHL FIRST

- In a 5-goal effort vs New Jersey on Dec. 31, he recorded one of each type of goal possible with an even strength, power play, shorthanded, penalty shot and empty net goal.

NHL CAREER NOTES

- his 85 goals last year is the 3rd highest total in NHL history, trailing only Wayne Gretzky's 92 (1981-82) and 87 (1983-84)
- he is only the third player in NHL history to record 100 or more assists in a single season (Bobby Orr and Gretzky)
- his 31 power play goals marked only the third time in league history a player has recorded 30 or more power play goals in a season
- he is only the second player in NHL history to score 70 or more goals in two different seasons
- his club record 23 career shorthanded goals have all been scored during the past two seasons
- ranks 13th on the Penguins All-Time Games Played List
- in four of his five seasons, Mario has scored the Penguins last regular season goal, missing only during his rookie year (three of the four goals were scored in overtime.)
- in 1987 Canada Cup, he led all tournament player's with 11 goals and ranked second in points with 18 through nine games...recorded four game-winning goals including two game-winners vs USSR in the finals
- set a new NHL record for a performance in an All-Star Game with six points in 1988 at St. Louis...had (3 + 3) including the game-winner in overtime...previous record was four points
- won the Lester B. Pearson Award in 1986 and 1988
- has been honored as Pittsburgh's Dapper Dan Man of the Year two of the last three years.



PAUL COFFEY

SEASON AND CAREER HIGHLIGHTS

CLUB RECORDS

- most goals (30), assists (83) and points (113) points in a season by a defenseman
- most shots (342) by a defenseman in a season
- most power play assists (53) and points (64) by a defense in a season

NHL CAREER NOTES

- has recorded 100 or more points in four of his nine NHL seasons
- had 30 or more goals in a seasons four time in his career...only Bobby Orr has recorded more 30+ goal seasons as a defenseman in the NHL with five
- with his goal vs New Jersey on March 1, 1989, he moved past former NHL defenseman Doug Mohns into third place on the NHL All-Time Goal Scoring List among defensemen
- with 180 career points in 121 games as a Penguins, he has already moved into the top twenty among All-Time Penguins scorers
- ranks 12th on Pittsburgh's All-Time Assist List with 150
- ranks 5th in Edmonton Oilers career scoring with 669 points to his credit
- holds the NHL record for most goals in a season by a defenseman with 48 in 1985-86
- ranks 2nd among all-time defensemen for points in a season with 138 in in 1985-86, only one point behind Bobby's Orr record set in 1970-71
- won the Norris Trophy in 1984-85 and 1985-86 as the NHL's Best Defenseman
- has been named to the NHL First All-Star Team on two occasions and the Second Team All-Star Team on three years.
- he played in seven NHL All-Star Games.



Sunday, January 21, 1990

PENGUINS TO HOST NHL ALL-STAR WEEKEND

An exciting weekend of events have been scheduled for January when the Pittsburgh Penguins will host the 1990 NHL All-Star Game. It all begins on Thursday, January 18 with the Penguins facing off against the New York Rangers in a Patrick Division Showdown.

On Friday, January 19, Discover card presents "Stars On Ice" featuring Olympic and World Champion figure skaters including Scott Hamilton and Debi Thomas.

The NHL All-Stars and Heroes of Hockey teams will hold their practice sessions on Saturday morning at the Civic Arena with both sessions open to the public. A percentage of the admission fee will be donated to charity. The Heroes of Hockey Game is scheduled for Saturday afternoon and will feature former NHL greats.

The NHL's 41st All-Star Game is set for Sunday, January 21 at 1:30 PM when the premiere players in the National Hockey League will perform.

SCHEDULE OF EVENTS

Thu., Jan. 18	Penguins vs NY Rangers	7:30 PM
Fri., Jan. 19	Stars on Ice	7:30 PM
Sat., Jan. 20	Team Practice Sessions	9:00 AM - 12:30 PM
Sat., Jan. 20	Heroes of Hockey Game	3:30 PM - 6:30 PM
Sun., Jan. 21	NHL All-Star Game	1:30 PM

NHL ALL STAR GAME

1988-89	Rob Brown - Prince of Wales Conference Paul Coffey - Prince of Wales Conference Mario Lemieux - Prince of Wales Conference
1987-88	Paul Coffey - Prince of Wales Conference Mario Lemieux - Prince of Wales Conference
1986-87	Mario Lemieux - NHL All Stars
1985-86	Mario Lemieux - Prince of Wales Conference
1984-85	Mario Lemieux - Prince of Wales Conference
1983-84	Mike Bullard - Prince of Wales Conference
1982-83	Rick Kehoe - Prince of Wales Conference
1981-82	Randy Carlyle - Prince of Wales Conference Michel Dion - Prince of Wales Conference
1980-81	Randy Carlyle - Prince of Wales Conference Rick Kehoe - Prince of Wales Conference
1979-80	Ron Stackhouse - Prince of Wales Conference
1978-79	NHL Challenge Cup vs Soviet Union - No Penguin players selected.
1977-78	Jean Pronovost - Prince of Wales Conference
1976-77	Jean Pronovost - Prince of Wales Conference
1975-76	Dave Burrows - Prince of Wales Conference Pierre Larouche - Prince of Wales Conference Jean Pronovost - Prince of Wales Conference
1974-75	Syl Apps - Prince of Wales Conference Jean Pronovost - Prince of Wales Conference
1973-74	Dave Burrows - Western Division Lowell MacDonald - Western Division Al McDonough - Western Division
1972-73	Lowell MacDonald - Western Division Greg Polis - Western Division
1971-72	Greg Polis - Western Division
1970-71	Greg Polis - Western Division
1969-70	Dean Prentice - Western Division Bob Woytowich - Western Division
1968-69	Ken Schinkel - Western Division
1967-68	Ken Schinkel - NHL All Stars

GREG POLIS was the first Penguin player to ever win a car when he scored two goals in the 1973 All Star Game at Madison Square Garden in New York City.

SYL APPS followed suit in 1975 when he was named the MVP following the game in the Montreal Forum.

MARIO LEMIEUX became the third Pittsburgh representative to win the Most Valuable Player Award when he scored two goals and one assist in the 1985 All Star Game at Calgary.

MARIO LEMIEUX added his second All-Star Most Valuable Player award, as he set new all star records with three goals and six points, including the overtime game-winning goal.

PENGUINS ON THE ROAD

BOSTON BRUINS

G.M. - Harry Sinden
Coach - Mike Milbury
P.R. - Heidi Holland
Arena - Boston Garden (14,673)
150 Causeway St.
Boston, MA 02114
Phone - (617) 227-3209
Hotel - Park Plaza Hotel
Phone - (617) 426-5603

BUFFALO SABRES

G.M. - Gerry Meehan
Coach - Rick Dudley
P.R. - John Gurtler
Arena - Memorial Auditorium (16,433)
140 Main St.
Buffalo, NY 14202
Phone - (716) 856-7300
Hotel - Buffalo Hilton
Phone - (716) 845-5100

CALGARY FLAMES

G.M. - Cliff Fletcher
Coach - Terry Crisp
P.R. - Rick Skaggs
Arena - Olympic Saddledome (16,703)
P.O. Box 1540
Station "M"
Calgary, Alta. T2P 3B9
Phone - (403) 261-0475
Hotel - Westin Hotel
Phone - (403) 267-2841

CHICAGO BLACKHAWKS

G.M. - Bob Pulford
Coach - Mike Keenan
P.R. - Jim DeMarra
Arena - Chicago Stadium (17,263)
1800 W. Madison St.
Chicago, IL 60612
Phone - (312) 733-5300
Hotel - The Drake
Phone - (312) 787-2200

DETROIT RED WINGS

G.M. - Jim Devellano
Coach - Jacques Demers
P.R. - Bill Jamieson
Arena - Joe Louis Arena (19,275)
600 Civic Center Dr.
Detroit, MI 48226
Phone - (313) 567-7333
Hotel - Omni International
Phone - (313) 222-7700

EDMONTON OILERS

G.M. - Glen Sather
Coach - John Muckler
P.R. - Bill Tuele
Arena - Northlands Coliseum (17,300)
7424 118th Ave.
Edmonton, Alta. T5B 4M9
Phone - (403) 474-8561
Hotel - Westin Hotel
Phone - (403) 426-3636

HARTFORD WHALERS

G.M. - Ed Johnston
Coach - Rick Ley
P.R. - Phil Langan
Arena - Hartford Civic Center (14,557)
One Civic Center Plaza
Hartford, CT 06103
Phone - (203) 728-3366
Hotel - Sheraton Hartford
Phone - (203) 728-5151

LOS ANGELES KINGS

G.M. - Rogie Vachon
Coach - Tom Webster
P.R. - Nick Salata/Susan Carpenter
Arena - The Forum (16,005)
3900 W. Manchester Blvd.
Inglewood, CA 90306
Phone - (213) 419-3160
Hotel - Airport Marriott
Phone - (213) 641-5700

MINNESOTA NORTH STARS

G.M. - Jack Ferreira
Coach - Pierre Page
P.R. - Joe Janasz
Arena - Met Sports Center (15,184)
7901 Cedar Ave. South
Bloomington, MN 55420
Phone - (612) 853-9333
Hotel - Airport Marriott (Bloomington)
Phone - (612) 854-7441

MONTREAL CANADIENS

G.M. - Serge Savard
Coach - Pat Burns
P.R. - Michele Lapointe
Arena - Montreal Forum (16,074)
2313 St. Catherine St. West
Montreal, Que. H3H 1N2
Phone - (514) 932-2582
Hotel - Sheraton Centre
Phone - (514) 878-2000

NEW JERSEY DEVILS

G.M. - Lou Lamoriello
Coach - Jim Schoenfeld
P.R. - Dave Freed
Arena - Byrne Meadowlands Arena (19,023)
P.O. Box 504
East Rutherford, NJ 07073
Phone - (201) 935-6050
Hotel - Meadowlands Holiday Inn
Phone - (800) 448-3267

NEW YORK ISLANDERS

G.M. - Bill Torrey
Coach - Al Arbour
P.R. - Greg Bouris
Arena - Nassau Memorial Coliseum (15,230)
Hempstead Turnpike
Uniondale, NY 11553
Phone - (516) 794-4100
Hotel - Long Island Marriott
Phone - (516) 794-3800

NEW YORK RANGERS

G.M. - Neil Smith
 Coach - Roger Neilson
 P.R. - John Halligan
 Arena - Madison Square Garden (17,500)
 4 Pennsylvania Plaza
 New York, NY 10001
 Phone - (212) 563-8036
 Hotel - Loews Summit
 Phone - (212) 752-7000

PHILADELPHIA FLYERS

G.M. - Bob Clarke
 Coach - Paul Holmgren
 P.R. - Rodger Gottlieb
 Arena - The Spectrum (17,147)
 Pattison Place
 Philadelphia, PA 19148
 Phone - (215) 465-4500
 Hotel - Sheraton Society Hill
 Phone - (215) 238-6000

QUEBEC NORDIQUES

G.M. - Martin Madden
 Coach - Michel Bergeron
 P.R. - Nicole Bouchard/Jean Martineau
 Arena - Quebec Coliseum (15,250)
 2205 Ave. du Colisee
 Quebec, Que. G1L 4W7
 Phone - (418) 529-8441
 Hotel - Hilton International
 Phone - (418) 647-2411

ST. LOUIS BLUES

G.M. - Ron Caron
 Coach - Brian Sutter
 P.R. - Susie Mathieu
 Arena - The Arena (17,968)
 5700 Oakland Ave.
 St. Louis, MO 63110
 Phone - (314) 781-5300
 Hotel - Hyatt Regency
 Phone - (314) 241-6664

NHL - MONTREAL

President - John Ziegler, Jr.
 Executive V.P. - Brian O'Neill
 P.R. - Gary Meagher
 Stats - Benny Ercolani
 960 Sun Life Bldg.
 1155 Metcalfe St.
 Montreal, Que H3B 2W2
 Phone - (514) 871-9220

NHL - TORONTO

V.P., Project Development - Scotty Morrison
 Executive Director, Hockey Operations - Jim Gregory
 Director of Officiating - Bryan Lewis
 Asst. Director of Officials - Wally Harris
 Coordinator of Development - Will Norris
 Suite 200
 1 Greensboro Dr.
 Rexdale, Ont. M9W 1C8
 Phone - (416) 245-2928 (Officiating)
 Phone - (416) 245-1813 (Central Scouting)

TORONTO MAPLE LEAFS

G.M. - Floyd Smith
 Coach - Doug Carpenter
 P.R. - Bob Stellick
 Arena - Maple Leaf Gardens (16,485)
 60 Carlton St.
 Toronto, Ont. M5B 1L1
 Phone - (416) 977-1641
 Hotel - Hilton International
 Phone - (416) 869-3456

VANCOUVER CANUCKS

G.M. - Pat Quinn
 Coach - Bob McCammon
 P.R. - Darcy Rota
 Arena - Pacific Coliseum (15,613)
 100 N. Renfrew St.
 Vancouver, B.C. V5K 3N7
 Phone - (604) 254-5141
 Hotel - Pan Pacific Vancouver Hotel
 Phone - (604) 662-8111

WASHINGTON CAPITALS

G.M. - David Poile
 Coach - Bryan Murray
 P.R. - Lou Corletto
 Arena - Capital Centre (18,130)
 Landover, MD 20786
 Phone - (301) 350-3400
 Hotel - Quality Inn Cap Centre
 Phone - (301) 499-4600

WINNIPEG JETS

G.M. - Mike Smith
 Coach - Bob Murdoch
 P.R. - Murray Harding
 Arena - Winnipeg Arena (15,430)
 15-1430 Maroons Road
 Winnipeg, Man. R3G 0L5
 Phone - (204) 783-5387
 Hotel - Westin Hotel
 Phone - (204) 957-1350

NHL - NEW YORK

Pres. - Gil Stein
 V.P. - Steve Ryan
 P.R. - Gerry Helper
 Shannon Shay
 500 Fifth Ave.
 New York, NY 10110
 Phone - (212) 398-1100

MEDIA INFORMATION

CREDENTIALS: Season passes are issued to those members of the media covering the Penguins on a regular basis. Single game passes are available on a space available basis only to working members of the media and must be reserved the day before the game you need to cover by contacting the Penguins' Public Relations Office (412/642-1982).

PRESS LOUNGE: The press lounge is located beside the locker rooms on the lower level. Members of the media and the off-ice officials must show their press pass at the door for admittance. The press lounge will open at 6:00 PM with dinner and beverages served prior to game time. It is closed during the game but will open again after the game for filing purposes.

SERVICES: Game notes and lineup sheets will be available in the press lounge and press box. Final game summaries will be available in the press box, press lounge and locker rooms after the game. Information on injuries during the game will be distributed throughout the press box as soon as it is practical. Out-of-town scores will be given to home and visiting broadcasters during the game on a regular basis.

LOCKER ROOMS: The locker rooms will be open to the media 10 minutes after the conclusion of the game per League requirements. Only working members of the media will be admitted.

POST GAME: The quickest way to get to the locker room from the press box is to walk down the ramp at the bottom of the press box stairs. At the bottom of the ramp, take the stairs straight ahead down one level. The locker rooms are straight ahead at Gate #2.

OFF-ICE OFFICIALS

Supervisor of Officials: Paul Schlosser
Goal Judges: Jack Powell, Ron Harris, Leo Rudzki & Joe Ferraro
Official Scorers: Dave Reynolds & Keith Schreiber
Game Timekeeper: Paul Schlosser
Penalty Timekeepers: Bob Ferons & Bob Maitland
Statistician: Jim Gricar

GAME NIGHT STAFF

Statistics: Mike Amoroso, Phil Spano, Jim Duss & Eugene Susi
Video: Glenn Digby
Dressing Rooms: A. T. Caggiano, Frank Scullli, Kevin Greenway & Tracy Luppe
Runways: Ed Machen, Don Wagner & Don Johnson
Press Box: Norm Trageser
P. A. Announcer: John Barbero
Message Board: Mike Ficarelli
Organist: Vince Lascheid